



MEDIA GUIDE

2023-24



IceHogs Team Directory.....2-9

- 2. [IceHogs and Arena Directory](#)
- 3. [AHL Information](#)
- 4. [IceHogs Affiliate: Chicago Blackhawks](#)
- 5. [IceHogs Affiliate: Indy Fuel](#)
- 6. [Media Contacts and Hotel Information](#)
- 7. [BMO Center Information](#)
- 8-9. [IceHogs Charitable Foundation](#)

Hockey Operations.....10-12

- 10. [President & General Manager: Mark Bernard](#)
- 11. [Head Coach: Anders Sorensen](#)
- 12. [Assistant Coaches/Hockey Operations Support Staff](#)

2022-23 Season Recap.....13-21

- 14. [2022-23 IceHogs Statistics](#)
- 15. [2022-23 Game-by-Game](#)
- 16. [2022-23 Stats Summary](#)
- 17. [2022-23 Home/Road Splits](#)
- 18. [2022-23 Season in Review](#)
- 19. [2022-23 AHL Standings](#)
- 20-21. [2022-23 AHL Statistics](#)

Records.....23-36

- 23. [Team Single Season](#)
- 24-25. [Ind. Single Season](#)
- 26. [Rookie/Rookie Defense](#)
- 27. [Goalie Single Season](#)
- 28. [Rook. Goalie Season](#)
- 29-30. [Team Single Game](#)
- 30. [Ind. Single Game](#)
- 31. [Golie Single Game](#)
- 32. [AHL Career Records](#)
- 33. [UHL Career Records](#)
- 34. [All-Time Top 10](#)
- 35-36. [All-Time Goaltending Leaders](#)

Misc. Records/Win-Loss/Streaks/Attendance/Coaching Records.....37-50

- 37. [Hat Tricks](#)
- 38. [AHL Shutouts](#)
- 39. [UHL Shutouts](#)
- 40. [Penalty Shots](#)
- 41-42. [Multi-Point Games](#)
- 43-45. [Win/Loss Records](#)
- 46. [Team/Ind. Streaks](#)
- 47. [Attendance/Rec. After](#)
- 48-50. [Head Coaching Records](#)

Playoff Records.....51-62

- 52-53. [Team Playoff Records](#)
- 53. [Ind. Playoff Records](#)
- 54. [Team Single Game Playoff Records](#)
- 55. [Ind. Single Game Playoff Records](#)
- 56. [Goaltender Playoff Records](#)
- 57. [All-Time Playoff Records](#)
- 58. [Playoff Hat Tricks/Penalty Shots](#)
- 59. [Playoff Multi-Point Games](#)
- 59-62. [Playoff Win/Loss Records](#)

Team History.....63-85

- 63-78. [25 Years of IceHogs History](#)
- 79. [IceHogs Firsts](#)
- 80. [IceHogs Team Awards](#)
- 81-82. [IceHogs League Awards](#)
- 83-84. [IceHogs All-Stars Selections](#)
- 84. [IceHogs - NHL Draft Picks](#)
- 85. [IceHogs Opening Night Records](#)

Alumni.....87-122

- 87-89. [All-Time Numerical Roster](#)
- 90-110. [IceHogs Alumni](#)
- 110. [IceHogs in Olympics](#)
- 111-119. [IceHogs Alumni to Play in NHL](#)
- 120. [IceHogs to Win Stanley Cup](#)
- 121-122. [All-Time IceHogs Recalls](#)

Season Recaps.....123-177

- 124-125. [2021-22 Season](#)
- 126-127. [2020-21 Season](#)
- 128-129. [2019-20 Season](#)
- 130-131. [2018-19 Season](#)
- 132-133. [2017-18 Season](#)
- 134-135. [2016-17 Season](#)
- 136-137. [2015-16 Season](#)
- 138-119. [2014-15 Season](#)
- 140-141. [2013-14 Season](#)
- 142-143. [2012-13 Season](#)
- 144-145. [2011-12 Season](#)
- 146-147. [2010-11 Season](#)
- 148-149. [2009-10 Season](#)
- 150-151. [2008-09 Season](#)
- 152-153. [2007-08 Season](#)
- 154-155. [2006-07 Season](#)
- 156-157. [2005-06 Season](#)
- 158-159. [2004-05 Season](#)
- 160-161. [2003-04 Season](#)
- 162-163. [2002-03 Season](#)
- 164-165. [2001-02 Season](#)
- 166-167. [2000-01 Season](#)
- 168-169. [1999-00 Season](#)
- 170. [2023 Playoffs](#)
- 171. [2022 & 2018 Playoffs](#)
- 172. [2016 & 2015 Playoffs](#)
- 173. [2010 & 2009 Playoffs](#)
- 174. [2008 Playoffs](#)
- 175. [2007 Playoffs](#)
- 176. [2006 & 2005 Playoffs](#)
- 177. [2003 & 2000 Playoffs](#)

Opponents.....179-192

- 179. [AHL Division Alignment](#)
- 180-182. [Central Division](#)
- 183-185. [Pacific Division](#)
- 186-188. [North Division](#)
- 188-191. [Atlantic Division](#)
- 192. [Media Information](#)

Team Info

Hockey Ops

2022-23 Recap

Records

Playoff Records

Team History

Alumni

Season Recaps

Opponents

ROCKFORD ICEHOGS DIRECTORY



401 E. State St.
 Rockford, IL 61101
 Phone: (815) 986-6465 (Office)
 Phone: (815) 968-5222 (Box Office)
 IceHogs.com



Team Info

Hockey Ops

2022-23 Recap

Records

Playoff Records

Team History

Alumni

Season Recaps

Opponents

Hockey Operations

Corporate Partnerships

Pres., Hockey Ops & GM: Mark Bernard
Head Coach: Anders Sorensen
Assistant Coach: Rob Klinkhammer
Assistant Coach: Jared Nightingale
Developmental Goalie Coach: Matt Smith
Video Coach: John Lehmann
Head Athletic Trainer: John Walter
Head Equipment Manager: Tyler Carpenter
Assistant Athletic Trainer: Patrick Chun
Assistant Equipment Manager: Alex Werner
Strength and Conditioning Coach: Paul Sawyer
Massage Therapist: Harrison Myatt

Mgr., Business Development: Kim Behn
Mgr., Corp. Partnership Services: Jen Moede

Game Operations

Mgr., Event Pres. & Creative Services: Chris Toltzman
Coord., Event Pres. & Creative Services:

Marketing, Digital Media, & Communications

Mgr., Marketing, Digital Media, & Community Relations: Dave Costello
Mgr., Retail Ops & Office Admin: Julie McIntyre
Mgr., Communications: Mike Folta
Coord., Digital Media & Community: Leila Rajput
Team Photographer: Todd Reicher
 Brad Repplinger

Executive Office

President, Business Operations: Ryan Snider
VP, Business Development & Revenue: Cris Carrico
VP, Marketing, Content, & Operations: Mike Peck

Tickets

Mgr., Season Ticket Member Services: Ryan Woodrow
Mgr., Ticket Sales: Brandon Luebke
Mgr., Ticket Ops & Analytics: Stephanie Beavers
Coord., Season Ticket Services: Terra Chambers
Ticket Sales Account Executive: Vaughan Edwards
Ticket Sales Account Executive: Cameron Hart
Ticket Sales Account Executive: Zack Prater
Ticket Sales Account Executive: Martin Johnson
Ticket Sales Account Executive: Sean Ashley
Account Exec., Season Ticket Member Services: Kevin Joyce

Team Information

Seasons: 2007-Present (Rockford IceHogs, AHL)
 1999-2007 (Rockford IceHogs, UHL)
Location: Rockford, Illinois
Home Arena: BMO Center
Capacity: 6,110
Rink Dimensions: 200' X 85'
Team Colors: Red, Black
Flagship TV Station: WIFR 23.3 "Circle TV"
Time Zone: Central
Box Office Number: (815) 968-5222
Media Contact: mfolta@blackhawks.com

Layout, design and editing by Mike Folta
 Photos courtesy of Todd Reicher, Jim Orlando, and Brad Repplinger.

AMERICAN HOCKEY LEAGUE

Address: One Monarch Place, Suite 2400
 Springfield, MA 01144
 Phone: (413) 781-2030
 Fax: (413) 733-4767
 TheAHL.com
 Founded: 1936-37



Chairman of the Board of Governors:	David Andrews
President/CEO:	Scott Howson
Executive VP, Business:	Chris Nikolis
VP, Hockey Operations/Governance:	Melissa Caruso
VP, Communications:	Jason Chaimovitch
VP, Marketing/Business Operations:	Sean Lavoine
VP, Hockey Operations:	Hayley Moore
VP, Team Business Services:	Courtney Perzan
Director, Finance & Administration:	Drew Griffin
Director, Team Business Services:	Brandon Miller
Director, Marketing:	Sean Smith
Manager, Business Analytics:	Liam Chambers
Manager, Hockey Administration:	Alison Izzi
Manager, Hockey Operations & Player Safety:	Stephen Thomson
Coordinator, Marketing Services:	Amanda Desaulniers
Social Media Specialist:	Morgan Price
Graphic Designer:	Kristina Faiola

The American Hockey League, entering its 87th season, serves as the top development league for the players, coaches, managers, executives, broadcasters and staff of all 32 National Hockey League teams. More than 88 percent of today's NHL players are American Hockey League graduates and through the years, the AHL has been home to more than 100 future members of the Hockey Hall of Fame.

Scott Howson begins his fourth season as the President and CEO of the AHL after David Andrews retired following his 26th season (2019-20), the third longest tenure in league history. During Andrews' tenure as the leader of the AHL, the league has grown from 16 teams to 31. In the expansion of the AHL, Andrews orchestrated the largest expansion effort in league history when the "A" added nine new cities in 2001.

The AHL playoff champion is awarded the Calder Cup. The AHL's top prize is named after Frank Calder, the NHL's first president. Calder was instrumental in the formation of the AHL in the mid-1930's.

There are four current cities in the AHL that housed teams during the league's inaugural campaign in 1936-37: Springfield, Providence, Syracuse and Cleveland. Syracuse, called the Stars in 1936-37, won the first ever AHL championship and the city has not had a hockey championship since. Hershey has 11 Calder Cup Championships, the most in AHL history. Hershey also has made 23 Calder Cup Finals appearances, the most of any city.

More than 100 players and coaches have won both the Calder Cup and the NHL's most coveted trophy, the Stanley Cup.

Team Info

Hockey Ops

2022-23 Recap

Records

Playoff Records

Team History

Alumni

Season Recaps

Opponents

ICEHOGS AFFILIATES: CHICAGO BLACKHAWKS (NHL)

Team Info

Arena: United Center (Capacity: 20,500)
Address: 1901 W. Madison St.
 Chicago, IL 60612
Phone: (312) 455-7000
Fax: (312) 455-7041
Web site: ChicagoBlackhawks.com



Staff Directory

CEO: Danny Wirtz
Executive VP: Jay Blunk
Pres. of Business Ops.: Jamie Faulkner
General Manager: Kyle Davidson
Head Coach: Luke Richardson

Communications:

Director, Hockey Communications: John Steinmiller
Sr. Coordinator, Hockey Communications: Kaylea Konoval

2022-23 Recap

Record: 26-49-7, 59 points
 8th Place Central Division
Playoffs: Did Not Qualify

Team Leaders

Scorer	49	Max Domi
Goals	20	Andreas Athanasiou
	20	Taylor Raddysh
Assists	31	Max Domi
PIMs	76	Max Domi
Wins	10	Petr Mrazek
GAA	3.01	Alex Stalock
SV%	.909	Alex Stalock

The 2023-24 season marks the 17th season the IceHogs have served as the primary affiliate of the Chicago Blackhawks and the third season with the Blackhawks taking over ownership of the organization.

Through the first 16 seasons as the Blackhawks top affiliate, Rockford has promoted 114 different players to Chicago and sent 149 players overall to the NHL. The Blackhawks 2010, 2013, and 2015 Stanley Cup Championship clubs featured plenty of Rockford influence, with 22 former IceHogs overall helping the Blackhawks claim hockey's ultimate prize. Of Chicago's last 22 first round draft selections, 14 have developed their skills with the IceHogs including:

Cam Barker (2004, 3rd overall pick)
 Jack Skille (2005, 7th overall pick)
 Kyle Beach (2008, 11th overall)
 Dylan Olsen (2009, 28th overall)
 Mark McNeill (2011, 18th overall)
 Phillip Danault (2011, #26 overall)
 Teuvo Teravainen (2012, #18 overall)
 Ryan Hartman (2013, #30 overall)
 Nick Schmaltz (2014, #20 overall)
 Henri Jokiharju (2018, #29 overall)
 Adam Boqvist (2018, #8 overall)
 Nicolas Beaudin (2018, #27 overall)
 Kirby Dach (2019, #3 overall)
 Lukas Reichel (2020, #17 overall)



Lukas Reichel averaged almost a point-per-game through his first two seasons in Rockford. The German accumulated 108 points (41G, 67A) in 111 games in his first two seasons.



ICEHOGS AFFILIATES: INDY FUEL (ECHL)

Team Info

Arena: Indiana Farmers Coliseum
(Capacity: 6,200)
Address: 1202 East 38th St.
Indianapolis, IN 46205
Phone: (317) 925-3835
Fax: (317) 925-3850
Web site: www.indyfuelhockey.com



Staff Directory

Owner & Team Chairman: Jim Hallett
Team President & COO: Larry McQueary
Team CFO: Bill Stackhouse
Head Coach: Duncan Dalmo

Communications:

Manager of Community Relations: Leighann Strollo

2018-19 Recap	
Record:	43-24-5-0
	3rd Central Division
Playoffs:	Lost in First Round
Team Leaders	
Scorer	72 Alex Wideman
Goals	26 Chad Yetman
Assists	50 Alex Wideman
PIMs	141 Christopher Cameron
Wins	21 Zach Driscoll
GAA	2.35 Mitchell Weeks
SV%	.916 Mitchell Weeks

The Indy Fuel are entering their 10th season in the ECHL in 2023-24 and serve as the "AA" level affiliate of the Rockford IceHogs and Chicago Blackhawks.

Since entering the ECHL, the Fuel have helped develop over 30 players for the IceHogs including Kevin Lankinen, Collin Delia, Cale Morris, Kale Howarth, Mitchell Weeks (pictured), and more.

The Indy Fuel was founded by Team Chairman Jim Hallett and Team CEO Sean Hallett and hockey roots run deep in Indianapolis as the city has housed the United States Hockey League's (USHL) Indianapolis Ice from 2004-2012, in the Central Hockey League (CHL) 1999-2004 and in the International Hockey League (IHL) 1988-1999.

While in the IHL, the Ice served as the top affiliate of the Blackhawks from 1989-98, developing the likes of Brian Noonan, Jeff Shantz, Dominik Hasek, Darren Pang, Jim Playfair, Jimmy Waite, Trent Yawney, Troy Murray, Kip Miller and the original coach of the IceHogs Dale DeGray.



Mitchell Weeks started the 2022-23 season in Indy and worked his way up to Rockford where he impressed as a rookie with a 5-2-3-0 record, 2.72 goals-against average, and .906 save percentage.

IceHogs Affiliation History

NHL Affiliates

Chicago Blackhawks (2007-present)
Nashville Predators (2004-2007)*

AHL Affiliates

Milwaukee Admirals (2004-07)*

ECHL Affiliates

Indy Fuel (2014-present)
Toledo Walleye (2009-2014)
Gwinnett Gladiators (2008-09)
Fresno Falcons (2008-2009)
Pensacola Ice Pilots (2007-08)

*The IceHogs were affiliates of Nashville and Milwaukee while members of the UHL

MEDIA CONTACTS

Rockford Register Star (@rrstar)

Jay Taft (@JayTaft)
Beat Reporter
(815) 520-9724

Midwest Family Broadcasting

Mike Paterson
General Manager
(815) 874-7861

WIFR-TV (CBS) Channel 23 (@23WIFR)

Michael Tilka (@TilkaMichael)
Sports Director
(815) 987-5330

WXRX-FM 104.9 (@TheXRockford)

Lou Lombardo
Program Director
(815) 874-7861

Gia Lanci (@GiaLanci)
Weekend Sports Anchor

Sportsfan 1330-AM 1330 (@Sportsfan1330)

WREX-TV (NBC) Channel 13 (@13WREX)

Eric Graver (@graver_eric)
Sports Director
(815) 335-2213

Rock River Times (@RockRiverTimes)

Josh Johnson
Publisher/Legals Editor
(815) 964-9767

Ethan Wiles (@Ethan_Wiles10)
Weekend Sports Anchor

The Post Journal

Jay Young
Sports Reporter

WTVO-TV (ABC) Channel 17 (@MyStateline)

Scott Leber (@ScottLeberWTVO)
Sports Director
(815) 963-5413

Regan Holgate (@HolgateRegan)
Weekend Sports Anchor

Rockford IceHogs Broadcast Network

TV: WSLN 19.2
Comcast Cable Channel 434 (Rockford/Freeport)
Comcast Cable Channel 356 (Rochelle)
Charter Spectrum Chanel 194
MediaCom Channel 102
AHL TV (*WatchTheAHL.com*)

Audio: IceHogs.com
SportsFanRadio1330.com
thexrockford.com
b103rockford.com
thebullrockford.com
100fmrockford.com

HOTEL INFORMATION

Hilton Garden Inn (*Host Hotel*)

7675 Walton St.
Rockford, IL 61108
(815) 229-3322

Candlewood Suites


7555 Walton St.
Rockford, IL 61108
(815) 229-9300

Ramada Hotel and Suites

270 S. Bell School Rd.
Rockford, IL 61108
(815) 226-0860

BMO CENTER INFORMATION

Address: 300 Elm Street
 Rockford, IL 61101
 Phone: (815) 968-5600
 Fax: (815) 968-5451
 Website: TheBMOCenter.com



Over the past 17 years, the home of the Rockford IceHogs has received a complete makeover, including name changes and the arena is wrapping up a three-year renovation project which started in the summer of 2021 which, upgrading the arena's multi-media and lighting elements, team store, entry way and interactive concession areas.

The BMO Center has a seating capacity of 6,110 for hockey, and including the executive suites and club areas, the building can hold nearly 6,500 fans for IceHogs games. The arena's first makeover included a major renovation to coincide with the IceHogs jump to the American Hockey League to serve as the top affiliate of the National Hockey League's Chicago Blackhawks beginning in the fall of 2007.

In November 2006, the MetroCentre Authority, in partnership with the City of Rockford and Winnebago County, unveiled plans for a \$23 million renovation focused on enhancing the patron experience, attracting corporate clientele, increasing revenue-generating amenities, and increasing awareness in the region. Projects included a state-of-the-art video scoreboard, Club Boxes, Club Lounge, 200-person Group Terrace, additional bathrooms along with new concession stands and food courts. Other amenities include an exterior facade update, main entrance and 10 Luxury Suites.

In April of 2021, the Chicago Blackhawks, the City of Rockford, the Rockford Area Venues and Entertainment Authority (RAVE) and the Illinois Department of Commerce and Economic Opportunity (DCEO) announced a \$23 million multi-year capital project to revitalize the BMO Center and laid the groundwork for the acquisition of the IceHogs by the Blackhawks. The investment secures the IceHogs' long-term presence in the Stateline community through 2036 and supports necessary infrastructure improvements, improved audio-visual and digital technology, enhanced guest experience and concession areas, space for sports betting, and other modernized customer amenities.

Built in 1981, and originally called the Rockford MetroCentre, the venue opened its doors to a sold-out

crowd on Jan. 31, 1981 for a Dionne Warwick show. The facility's largest hockey attendance was on Friday, March 29, 2002 when the IceHogs drew 7,420 fans against the Quad City Mallards in the season's final game.

Originally built with a 10,000 seat capacity, the building now seats 7,500 for events such as concerts, family shows, ice shows and much more.

Other events hosted in the BMO Center include Olympic table tennis, figure skating, indoor football, indoor soccer, Blue Man Group, Disney on Ice, Walking With Dinosaurs, Cirque Du Soleil, motor sports, family shows, conventions, and high school graduations.



The Rockford IceHogs have entertained over three million fans at the BMO Center since the team's inception during the 1999-2000 season and celebrated the three-million milestone on December 2, 2018.

Team Info

Hockey Ops

2022-23 Recap

Records

Playoff Records

Team History

Alumni

Season Recaps

Opponents

ICEHOGS CHARITABLE FOUNDATION

Team Info

During 24 seasons of professional hockey in Rockford, the IceHogs organization has established itself as a leader in the community through donations, community appearances and events.

Hockey Ops

The IceHogs Community Fund (ICF), supported by the Chicago Blackhawks Foundation, is invested in making a positive social impact by supporting initiatives that will help make the Rockford region a better place to work, live, and play. Through partnerships with local organizations, the ICF is dedicated to growing the game of hockey by working to broaden exposure and reduce barriers to the sport.

2022-23 Recap

Since the franchise's inception in 1999, the charitable arm of the Rockford IceHogs has contributed over \$1.5 million to support organizations and causes in the greater Rockford region.

Records

In July of 2023, the IceHogs Community Fund partnered with the Blackhawks Foundation to award \$127,000 in grants to 10 Rockford area organizations. The largest fundraiser held by the IceHogs is an Annual Jersey Auction. The jersey auction alone has raised over \$1.2 million over 21 auctions.

Playoff Records

Team History

Themes for the auction have ranged from Wizard Hammy (2019) to Hammysaurus Rex (2007), a tribute to the Burpee Mu-

Alumni

Season Recaps

Annual Jersey Auction Results			
2000:	\$43,043	2013:	\$41,255
2001:	\$59,925	2014:	\$43,795
2002:	\$51,000	2015:	\$79,921
2003:	\$62,000	2016:	\$74,570
2004:	\$47,700	2017:	\$55,737
2005:	\$50,890	2018:	\$80,124
2006:	\$56,825	2019:	\$70,525
2007:	\$64,804	2022:	\$55,049
2008:	\$73,195	2023:	\$57,252
2009:	\$40,355		
2010:	\$29,865	Totals:	\$1,202,468
2011:	\$34,156		
2012:	\$30,512		



seum's Jane the Dinosaur, a rock and roll jersey designed by Rockford native and Cheap Trick guitarist Rick Nielsen (2003) to the famed Wagon Wheel Cardinals, one of the Stateline's first pro hockey teams (2022). The IceHogs have hosted numerous other fundraisers in the past including Tip-A-Hog celebrity waiters, Bowl-A-Thons, and golf outings.

Other non-fundraising events that the IceHogs players, coaches and front office staff have participated in include Sharefest, Habitat For Humanity, and playground builds throughout the stateline area.



Above: The IceHogs award a \$34,000 grant to the Rockford Parks District for a new inflatable rink to be taken around Rockford.

Opponents



ICEHOGS CHARITABLE FOUNDATION

Throughout the season, IceHogs players, mascots and staff members make numerous appearances in the Rockford community.

Over the course of a season, the IceHogs organization make over 120 community appearances with their players, front office staff and the team's mascot. In addition to appearances, the IceHogs raise funds for the Stateline community through key events including Autism Awareness Night, Hockey Fights Cancer and the annual Bowl-a-Thon.

The primary focus of appearances last season was to bolster local youth hockey programs and initiatives. The IceHogs made numerous appearances at local elementary and middle schools to spread involvement and encourage participation in youth hockey programs.

Further, the IceHogs community relations team has developed an interactive workbook to educate students on hockey, including the history and science of the game, geography of the birthplace of IceHogs players and much more.

The IceHogs also continued their anti-bullying campaign in local schools as players visited local schools in the Stateline to spread the message "be a buddy, not a bully."



For more information about the IceHogs Charitable Foundation or to inquire about having the IceHogs make an appearance at your school or event, contact the team at icehogs@blackhawks.com. For a full list of community initiatives for the 2022-23



HOCKEY OPERATIONS

Team Info

Hockey Ops

2022-23 Recap

Records

Playoff Records

Team History

Alumni

Season Recaps

Opponents



Mark Bernard **President, Hockey Operations &** **General Manager**

Mark Bernard was named the Chicago Blackhawks General Manager of Minor League Affiliations on July 2, 2008, promoted to Senior Director/Minor League Affiliations during the 2016-17 season and elevated to Vice President, Hockey Operations and Team Affiliates ahead of the 2018-19 season, and then became President, Hockey Operations and Team Affiliates before the 2021-22 campaign. This season is Bernard's 16th with Chicago and as head of Rockford's hockey operations.

On July 21, 2023 at the 2023 Awards Gala during the Board of Governors' Annual Meeting, Bernard was honored with the Thomas Ebright Award in recognition of career contributions to the AHL. Earlier in the year, Bernard was enshrined in the ECHL Hall of Fame as a part of the 2023 ECHL All-Star Classic in Norfolk, Virginia where Bernard was a star goaltender.

Bernard came to the Blackhawks organization from the Norfolk Admirals where he served as the team's Vice President and Assistant General Manager during the 2006-07 and 2007-08 seasons. In '06-07 the Admirals were the AHL affiliates of the Blackhawks.

Under Bernard's guidance, the Admirals had significant increases in corporate sponsorships, advertising revenue and ticket sales, including six of the 10 largest single-game crowds in club history. Bernard also oversaw many fundraising efforts and founded the Admirals Hall of Fame.

For his efforts and accomplishments with the Admirals, Bernard won the James C. Henty Memorial Award as the Outstanding Executive in the American Hockey League in 2007-08.

Prior to his appointment with the Admirals, Bernard was a goaltender for four seasons with the Hampton Roads Admirals (ECHL), accumulating a record of 62-38-12 with a 3.69 goals against average and a .882 save percentage. He was a member of the 1991 and 1992 teams that claimed back-to-back Riley Cup championships, appearing in all 14 post-season games en route to the ECHL Playoffs Most Valuable Player Award.

In 13 overall professional seasons, Bernard played in 441 games and has the distinction of being just one of three professional goalies (Ron Hextall and Martin Brodeur) to have scored two goals. Bernard also set a professional hockey record when he assisted on four goals on Jan. 30, 1997 while playing for the Bracknell Bees (BISL). Bernard's stick from that game is on display in the Hockey Hall of Fame in Toronto. In 13 seasons, Bernard won his team's MVP five times.

This isn't Bernard's first go-round with the IceHogs organization as he was the Head Coach for the IceHogs during the 2003-04 campaign. Following a brief stint in Rockford, Bernard took over as Head Coach and General Manager of the Basingstoke Bison in the British Elite League. In 2005-06, Bernard briefly resumed his playing career with the Bison and appeared in 32 games in net for the club.

In addition to coaching in Basingstoke, Bernard also ran the Bison's front office and was the General Manager of the team's ice arena. In two seasons at the helm of Basingstoke, Bernard helped double the team's season ticket base and increase corporate sponsorships by 60-percent. After two seasons in England, Bernard returned stateside and to Norfolk, this time in an administrative role.

He is a native of Hamilton, Ontario. Mark and his wife Julie reside in Huntley, Ill., and have two children, Jackson and MacKenzie.



ICEHOGS HOCKEY OPERATIONS



Anders Sorensen - Head Coach

Anders Sorensen's first full campaign as head coach of the IceHogs resulted in the team's second consecutive playoff appearance after finishing fifth in the Central Division with a 35-28-5-4 record. He led Rockford into the second round of postseason play for a second straight season after sweeping the Iowa Wild in two games and then fell to the Texas Stars in the Division Semifinal round.

Sorensen led Rockford to a 35-26-4-1 record in 2021-22 after assuming the interim head coach role at the beginning of the season and helped the IceHogs qualify for the Calder Cup Playoffs for the seventh time in team history and first time since

2018. The IceHogs swept the Texas Stars in the preliminary round, allowing only one goal over the two games. The club fell to the eventual Calder Cup Champions, the Chicago Wolves, in the first round.

"After seeing how Anders excelled in the interim head coaching role last season, we felt confident in promoting him to the full-time position," said Chicago Blackhawks General Manager Kyle Davidson. "The road between Rockford and Chicago is much shorter now and the connection between the two teams is vital to our plan. We trust that Anders will be able to empower our group of prospects and get them ready to play at the NHL level so we will have a stronger and more successful team in the future."

Prior to becoming head coach, Sorensen spent three seasons as an assistant coach with the IceHogs from 2018-21, and five seasons as a development coach for the IceHogs and Chicago Blackhawks from 2014-18. The Södertälje, Sweden native also spent three seasons as an assistant coach for the Södertälje SK of HockeyAllsvenskan from 2011-13 before serving as an interim head coach in October 2013.

Sorensen played for the Mobile Mystics and Baton Rouge Kingfish of the ECHL during the 1999- 2000 season, totaling four points (3G, 1A) over 37 games.

Anders Sorensen - AHL Head Coaching Totals

Season	Team	League	GP	W	L	OTL	SOL	Pct.	GP	W	L	Pct.
2018-19	Rockford	AHL*	64	29	28	3	4	0.508				
2019-20	Rockford	AHL*	63	29	30	2	2	0.492				
2020-21	Rockford	AHL*	32	12	19	1	0	0.391				
2021-22	Rockford	AHL^	6	2	4	0	0	0.333				
2021-22	Rockford	AHL\$	66	35	26	4	1	0.568	5	2	3	0.400
2022-23	Rockford	AHL	72	35	28	5	4	0.549	5	2	3	0.400
Head Coaching Totals			140	70	54	9	5	0.550	10	4	6	0.400

* - Assistant Coach

^ - Associate Head Coach

\$ - Interim Head Coach

Team Info

Hockey Ops

2022-23 Recap

Records

Playoff Records

Team History

Alumni

Season Recaps

Opponents

HOCKEY OPERATIONS

Jared Nightingale - Assistant Coach



Nightingale served as the IceHogs team captain during the 2013-14 season, his lone playing campaign with the organization. In 67 games, the Jackson, Michigan, native, scored on goal and three assists for four points and led the team with 114 penalty minutes. Overall, he played in 674 professional games in the AHL and ECHL, totaling 102 points (23G, 79A).

He was named an assistant coach with the IceHogs on Nov. 16, 2021.

Following his playing career, Nightingale moved behind the bench as an assistant coach in the junior hockey ranks starting in 2017-18. Most recently, he served as the assistant coach with the Flint Firebirds of the OHL for the past two seasons, where he helped the club to a 6-5-0 record to start this season. He was also a member of the Saginaw Spirit coaching staff during the 2019-20 season. The former 6-foot-3, 205-pound defenseman was also behind the bench with the US. National Team Development Program in the USHL in 2018-19.

Rob Klinkhammer - Assistant Coach



Klinkhammer skated with the IceHogs from 2008-12 and ranks eighth all time in games played with 242 appearances and recorded 44 goals and 65 assists for 109 points. During the 2010-11 season, the Lethbridge, Alberta, native became the 36th IceHogs player to reach the NHL when he made his debut with the Chicago Blackhawks on Dec. 8 vs. Dallas.

After his time with the IceHogs, he played for current Chicago Blackhawks Head Coach Luke Richardson while with the Ottawa Senators (NHL) during the 2011-12 campaign. Richardson was an assistant coach while Klinkhammer appeared in 15 contests (2A).

Over parts of seven seasons in the AHL (2007-13, 15-16), Klinkhammer totaled 236 points (96G, 140A) in 423 games with Norfolk, Rockford, Binghamton, Portland and Bakersfield and dressed in 193 career NHL matchups over six seasons with Chicago, Edmonton, Pittsburgh, Arizona and Ottawa adding 22 goals and 21 assists for 43 points.

Before moving into the coaching ranks, he spent the last six seasons overseas in the KHL with five different clubs and registered 157 points (81G, 76A) in 269 games. In 2017-18, he won the KHL's Gagarin Cup with Ak Bars Kazan and claimed a bronze medal with Team Canada in the 2018 Olympics in Pyeongchang.

HOCKEY OPERATIONS STAFF



Nick Anderson
Assistant General Manager



Yanic Perreault
Development Coach



Kevin Delaney
Skating & Skills Development



John Lehmann
Video Coach



John Walter
Head Athletic Trainer



Tyler Carpenter
Head Equipment Manager



Harrison Myatt
Massage Therapist



Patrick Chun
Assistant Athletic Trainer



Alex Werner
Assistant Equipment Manager



2022-23 YEAR IN REVIEW



FINAL ICEHOGS STATISTICS FOR 2022-23

35-28-5-3, 5TH CENTRAL DIVISION, 19TH OVERALL

#	Player	GP	G	A	PTS	+/-	PIM	PPG	SH
56	Rocco Grimaldi (total)	70	33	40	73	-8	43	9	217
	SD	54	27	29	56	-15	31	9	161
	RFD	16	6	11	17	7	12	0	56
17	David Gust	65	26	33	59	4	54	4	170
62	Brett Seney	59	23	31	54	5	57	4	160
39	Luke Philip	60	29	24	53	17	29	11	149
27	Lukas Reichel	55	20	31	51	-10	12	5	99
79	x Dylan Sikura	52	14	18	32	-8	10	5	134
70	*x Cole Guttman	39	16	14	30	6	26	5	98
15	Joey Anderson (total)	32	14	16	30	5	8	6	85
	TOR	30	14	13	27	3	8	6	81
	RFD	2	0	3	3	2	0	0	4
76	Jakub Galvas	64	3	26	29	1	22	0	98
71	Michal Tepy	56	9	16	25	-20	10	3	105
44	x Adam Clendening	48	3	21	24	-17	51	2	76
41	Isaak Phillips	51	6	17	23	10	80	0	116
75	* Alec Regula	51	5	16	21	1	69	2	108
53	Buddy Robinson	52	9	11	20	3	61	1	87
49	Bobby Lynch	64	11	8	19	-4	16	3	93
68	Andy Welinski (total)	54	4	15	19	-16	14	2	116
	HFD	40	4	12	16	-16	12	2	92
	RFD	14	0	3	3	0	2	0	24
72	* Alex Vlasic	56	2	17	19	12	25	0	85
86	Mike Hardman	58	5	13	18	-14	36	2	99
91	D.J. Busdeker	56	4	9	13	-7	47	0	54
83	Hunter Drew (total)	60	5	6	11	-18	149	2	91
	SD	44	5	6	11	-14	92	2	67
	RFD	16	0	0	0	-4	57	0	24

#	Player	GP	G	A	PTS	+/-	PIM	PP	SH
48	Filip Roos	39	3	8	11	-5	20	0	58
36	x Josiah Slavin	51	3	8	11	-13	16	0	48
15	x Carson Gicewicz	43	4	2	6	-8	24	0	48
51	x Ian Mitchell	5	2	4	6	6	4	2	9
46	Louis Crevier	62	0	5	5	-6	14	0	79
57	Andrew Perrott	13	1	1	2	-1	9	0	20
68	x Cooper Zech	13	1	1	2	-1	4	0	20
47	Cliff Watson	11	0	2	2	-7	6	0	10
92	Cameron Hillis	18	0	2	2	-2	4	0	20
45	* Kale Howarth	31	0	2	2	-7	18	0	39
36	x Pavel Gogolev	2	1	0	1	1	0	0	1
74	x Koletrane Wilson	3	1	0	1	-1	0	0	3
59	Zach Jordan (total)	16	1	0	1	-3	10	0	24
	HFD	1	0	0	0	0	0	0	1
	RFD	15	1	0	1	-3	10	0	23
92	x Nicolas Beaudin	3	0	1	1	-1	2	0	2
26	x Evan Barratt	2	0	0	0	0	7	0	0
26	*x Colin Bilek (total)	3	0	0	0	-1	7	0	0
	MB	2	0	0	0	0	7	0	0
	RFD	1	0	0	0	-1	0	0	0
26	x Nolan Valleau	3	0	0	0	-1	0	0	3
54	x Maxim Golod (total)	4	0	0	0	-2	0	0	1
	SD	1	0	0	0	-1	0	0	0
	RFD	3	0	0	0	-1	0	0	1
85	Morgan Adams-Moisan	20	0	0	0	-7	61	0	7
22	Garrett Mitchell	24	0	0	0	0	46	0	14

#	Goaltender	GP	MIN	W	L	OT	SO	GA	GAA	SA	SVS	SV%
40	Arvid Soderblom	33	1870:19	15	12	5	0	91	2.92	962	871	0.905
31	x Dylan Wells	17	912:06	9	6	1	0	45	2.96	474	429	0.905
30	* Jaxson Stauber	17	885:23	6	8	0	0	49	3.32	462	413	0.894
80	*x Mitchell Weeks	12	683:33	5	2	3	0	31	2.72	329	298	0.906

* - Rookie, x - did not finish season with IceHogs

2022-23 Recap

2022-23 marked the IceHogs' 24th season of professional hockey and the 16th in the American Hockey League. Rockford's offense ravaged the Central Division early in the season, led by a trio of All-Stars including Lukas Reichel, David Gust, and Brett Seney. Later in the season, two 21-year-old defensemen (Alex Vlasic and Isaak Phillips) stepped up to lead the back end while wearing the alternate captain's "A" after the trade deadline.

As some of the goal scoring dried up after the New Year, goaltender Arvid Soderblom returned from injury and began his strong run of form. The Swedish netminder sparkled in clutch moments and helped the IceHogs to a 9-4 record in overtime and a 6-4 record in shootouts. Rockford played more overtime games than any other AHL team with 24 contests reaching the extra frame.

Rockford pulled off two thrilling overtime game-winners to sweep the Iowa Wild in the first round of the postseason, but then fell in three games to the Texas Stars.

FINAL STATISTICS FOR 2022-23, GAME-BY-GAME

Gm	Date	Opponent	Score	Record	Goaltender	Opposing Goalie	Shots	Power Plays
1	Sat., Oct. 15	at Manitoba	5-4 OTW	1-0-0-0	Arvid Soderblom (38 svcs)	Arvid Holm (35 svcs)	40 - 42	0/2 - 1/2
2	Sun., Oct. 16	at Manitoba	0-4 L	1-1-0-0	Arvid Soderblom (27 svcs)	Oskari Salminen (32 svcs)	32 - 31	0/6 - 0/4
3	Sat., Oct. 22	vs. Chicago	1-4 L	1-2-0-0	Jaxson Stauber (25 svcs)	Zachary Sawchenko (22 svcs)	23 - 29	1/5 - 2/6
4	Sun. Oct. 23	vs. Manitoba	3-6 L	1-3-0-0	Wells (16svcs) / Stauber (7svcs)	Oskari Salminen (28 svcs)	31 - 29	0/3 - 2/4
5	Fri., Oct. 28	vs. Chicago	5-3 W	2-3-0-0	Dylan Wells (24svcs)	Zachary Sawchenko (19 svcs)	24 - 27	0/3 - 0/5
6	Sat., Oct. 29	vs. Belleville	8-2 W	3-3-0-0	Stauber (7 svcs) / Wells (16 svcs)	Mandolese (8 svcs)/Sogard (11 svcs)	27 - 25	4/12 - 1/8
7	Wed., Nov. 2	vs. Milwaukee	4-6 L	3-4-0-0	Mitchell Weeks (26 svcs)	Yaroslav Askarov (29 svcs)	33 - 32	0/3 - 1-3
8	Sat., Nov. 5	vs. Grand Rapids	4-1 W	4-4-0-0	Mitchell Weeks (25 svcs)	Jussi Olkinuora (33 svcs)	37 - 26	2/7 - 0-6
9	Sun., Nov. 6	vs. Iowa	4-5 SOL	4-4-0-1	Mitchell Weeks (47 svcs)	Zane McIntyre (36 svcs)	40 - 52	3/5 - 2-5
10	Sat., Nov. 12	at Texas	2-3 L	4-5-0-1	Dylan Wells (33 svcs)	Anton Khudobin (33 svcs)	35 - 36	0/2 - 0/2
11	Sun., Nov. 13	at Texas	5-4 W	5-5-0-1	Jaxson Stauber (42 svcs)	Matt Murray (33 svcs)	38 - 46	1/4 - 1/4
12	Wed., Nov. 16	at Grand Rapids	5-1 W	6-5-0-1	Dylan Wells (29 svcs)	Victor Brattstrom (28 svcs)	33 - 30	2/7 - 1/3
13	Fri., Nov 18	vs. Chicago	3-4 L	6-6-0-1	Dylan Wells (28 svcs)	Zachary Sawchenko (32 svcs)	35 - 32	1/7 - 1-3
14	Sat., Nov. 19	at Chicago	4-3 OTW	7-6-0-1	Mitchell Weeks (24 svcs)	Cale Morris (41 saves)	45 - 27	1/7 - 0/3
15	Wed., Nov. 23	vs. Texas	7-2 W	8-6-0-1	Mitchell Weeks (28 svcs)	Murray (4 svcs)/Khudobin (18 svcs)	29 - 30	1/3 - 0/3
16	Fri., Nov. 25	vs. Milwaukee	6-4 W	9-6-0-1	Dylan Wells (24 svcs)	Devin Cooley (36 svcs)	42 - 28	3/5 - 2/4
17	Sat., Nov. 26	at Milwaukee	3-5 L	9-7-0-1	Jaxson Stauber (23 svcs)	Yaroslav Askarov (23 svcs)	26 - 28	0/1 - 1/1
18	Fri., Dec. 2	at Springfield	4-2 W	10-7-0-1	Dylan Wells (23 svcs)	Joel Hofer (19 svcs)	23 - 25	2/8 - 0/7
19	Sat., Dec. 3	at Hartford	3-2 W	11-7-0-1	Jaxson Stauber (28 svcs)	Louis Domingue (24 svcs)	27 - 30	0/4 - 0/3
20	Wed., Dec. 7	vs. Milwaukee	2-1 SOW	12-7-0-1	Dylan Wells (20 svcs)	Yaroslav Askarov (36 svcs)	32 - 21	0/7 - 0/2
21	Fri., Dec. 9	vs. Iowa	2-3 SOL	12-7-0-2	Mitchell Weeks (32 svcs)	Jesper Wallstedt (37 svcs)	39 - 35	0/6 - 1/6
22	Sat., Dec. 10	vs. Iowa	2-3 OTL	12-7-1-2	Dylan Wells (21 svcs)	Zane McIntyre (27 svcs)	29 - 24	1/6 - 1/7
23	Tues., Dec. 13	at Iowa	7-4 W	13-7-1-2	Mitchell Weeks (28 svcs)	Wallstedt (14 svcs)/McIntyre (4 svcs)	25 - 32	3/6 - 2/4
24	Fri., Dec. 16	vs. Toronto	2-4 L	13-8-1-2	Jaxson Stauber (27 svcs)	Joseph Woll (20 svcs)	32 - 31	0/5 - 0/3
25	Sat., Dec. 17	vs. Hartford	3-2 W	14-8-1-2	Dylan Wells (38 svcs)	Dylan Garand (22 svcs)	25 - 40	1/1 - 0/3
26	Tues., Dec. 20	at Texas	1-6 L	14-9-1-2	Soderblom (7 svcs) / Stauber (8 svcs)	Anton Khudobin (26 svcs)	27 - 21	0/5 - 0/4
27	Wed., Dec. 21	at Texas	3-2 OTW	15-9-1-2	Dylan Wells (27 svcs)	Anton Khudobin (27 svcs)	30 - 29	1/4 - 2/4
28	Fri., Dec. 23	at Chicago	2-3 L	15-10-1-2	Arvid Soderblom (17 svcs)	Zachary Sawchenko (31 svcs)	33 - 20	0/5 - 0/3
29	Wed., Dec. 28	vs. Grand Rapids	4-1 W	16-10-1-2	Soderblom (5 svcs) / Stauber (25 svcs)	Jussi Olkinuora (28 svcs)	32 - 31	1/2 - 0/4
30	Fri., Dec. 30	at Chicago	4-3 SOW	17-10-1-2	Jaxson Stauber (17 svcs)	Zachary Sawchenko (34 svcs)	38 - 20	1/6 - 1/3
31	Sat., Dec. 31	vs. Chicago	6-2 W	18-10-1-2	Mitchell Weeks (19 svcs)	Cale Morris (15 svcs)	21 - 21	0/3 - 1/1
32	Tues., Jan. 3	vs. Texas	4-3 OTW	19-10-1-2	Jaxson Stauber (33 svcs)	Anton Khudobin (16 svcs)	20 - 36	2/4 - 0/4
33	Sat., Jan. 7	at Iowa	1-2 OTL	19-10-2-2	Mitchell Weeks (22 svcs)	Jesper Wallstedt (20 svcs)	21 - 24	1/3 - 1/1
34	Sun., Jan. 8	at Iowa	1-4 L	19-11-2-2	Jaxson Stauber (25 svcs)	Jesper Wallstedt (33 svcs)	34 - 29	0/6 - 0/4
35	Fri., Jan. 13	at Colorado	2-1 OTW	20-11-2-2	Dylan Wells (21 svcs)	Justus Annunen (22 svcs)	24 - 22	0/5 - 0/6
36	Sat., Jan. 14	at Colorado	1-3 L	20-12-2-2	Mitchell Weeks (17 svcs)	Justus Annunen (19 svcs)	21 - 20	1/1 - 2/5
37	Wed., Jan. 18	vs. Grand Rapids	2-5 L	20-13-2-2	Wells (3 svcs) / Weeks (23 svcs)	Alex Nedeljkovic (35 svcs)	37 - 31	0/4 - 0/3
38	Fri., Jan. 20	vs. Springfield	2-7 L	20-14-2-2	Arvid Soderblom (19 svcs)	Vadim Zherenko (41 svcs)	43 - 26	0/7 - 3/6
39	Sat., Jan. 21	vs. Chicago	2-6 L	20-15-2-2	Dylan Wells (33 svcs)	Pyotr Kochetkov (22 svcs)	24 - 39	1/4 - 1/3
40	Tue., Jan. 24	at Iowa	1-2 OTL	20-15-3-2	Arvid Soderblom (32 svcs)	Jesper Wallstedt (24 svcs)	34 - 25	0/3 - 0/3
41	Fri., Jan. 27	at Milwaukee	4-8 L	20-16-3-2	Soderblom (10 svcs) / Weeks (7 svcs)	Yaroslav Askarov (31 svcs)	35 - 25	2/3 - 3/3
42	Sat., Jan. 28	at Chicago	2-3 OTL	20-16-4-2	Arvid Soderblom (29 svcs)	Pyotr Kochetkov (17 svcs)	19 - 32	0/3 - 1/6
43	Tue., Jan. 31	vs. Manitoba	3-2 SOW	21-16-4-2	Arvid Soderblom (31 svcs)	Arvid Holm (43 svcs)	46 - 33	0/6 - 1/3
44	Fri., Feb. 3	vs. Iowa	3-2 SOW	22-16-4-2	Arvid Soderblom (31 svcs)	Zane McIntyre (35 svcs)	38 - 33	0/2 - 0/3
45	Sat., Feb. 4	vs. Iowa	3-2 OTW	23-16-4-2	Arvid Soderblom (33 svcs)	Jesper Wallstedt (40 svcs)	43 - 35	1/6 - 1/4
46	Fri., Feb. 10	at Milwaukee	1-2 SOL	23-16-4-3	Arvid Soderblom (30 svcs)	Yaroslav Askarov (45 svcs)	46 - 32	0/7 - 0/4
47	Sat., Feb. 11	vs. Milwaukee	3-4 SOL	23-16-4-4	Arvid Soderblom (30 svcs)	Yaroslav Askarov (38 svcs)	41 - 33	1/5 - 2/3
48	Wed., Feb. 15	at Grand Rapids	4-5 L	23-17-4-4	Arvid Soderblom (14 svcs)	Alex Nedeljkovic (38 svcs)	42 - 19	0/5 - 0/4
49	Fri., Feb. 17	vs. Texas	3-2 OTW	24-17-4-4	Dylan Wells (37 svcs)	Matt Murray (25 svcs)	28 - 39	0/1 - 1/3
50	Sun., Feb. 19	at Iowa	5-3 W	25-17-4-4	Arvid Soderblom (22 svcs)	Zane McIntyre (11 svcs)	16 - 25	0/3 - 0/4
51	Wed., Feb. 22	vs. Texas	3-5 L	25-18-4-4	Arvid Soderblom (26 svcs)	Remi Poirier (19 svcs)	22 - 31	0/2 - 0/2
52	Fri., Feb. 24	at Iowa	3-1 W	26-18-4-4	Arvid Soderblom (29 svcs)	Jesper Wallstedt (22 svcs)	25 - 30	2/3 - 1/4
53	Sat., Feb. 25	vs. Iowa	0-2 L	26-19-4-4	Dylan Wells (36 svcs)	Zane McIntyre (23 svcs)	23 - 38	0/1 - 0/2
54	Wed., Mar. 1	at Toronto	3-5 L	26-20-4-4	Arvid Soderblom (32 svcs)	Eric Kallgren (21 svcs)	24 - 37	1/4 - 0/5
55	Fri., Mar. 3	at Belleville	1-4 L	26-21-4-4	Jaxson Stauber (32 svcs)	Kevin Mandolese (32 svcs)	33 - 36	0/3 - 1/4
56	Sat., Mar. 4	at Laval	2-1 SOW	27-21-4-4	Arvid Soderblom (44 svcs)	Cayden Primeau (27 svcs)	29 - 45	0/4 - 0/7
57	Fri., Mar. 10	at Grand Rapids	1-2 OTL	27-21-5-4	Arvid Soderblom (31 svcs)	Alex Nedeljkovic (29 svcs)	30 - 33	1/3 - 1/3
58	Sat., Mar. 11	at Chicago	1-5 L	27-22-5-4	Jaxson Stauber (33 svcs)	Zachary Sawchenko (24 svcs)	25 - 38	0/1 - 1/4
59	Wed., Mar. 15	vs. Manitoba	4-3 OTW	28-22-5-4	Arvid Soderblom (33 svcs)	Oskari Salminen (24 svcs)	28 - 36	1/4 - 1/3
60	Fri., Mar. 17	vs. Colorado	2-6 L	28-23-5-4	Jaxson Stauber (28 svcs)	Keith Kincaid (27 svcs)	29 - 34	1/5 - 0/2
61	Sat., Mar. 18	vs. Colorado	3-2 OTW	29-23-5-4	Arvid Soderblom (33 svcs)	Justus Annunen (45 svcs)	48 - 35	1/4 - 2/4
62	Wed., Mar. 22	at Manitoba	4-3 SOW	30-23-5-4	Arvid Soderblom (43 svcs)	Oskari Salminen (33 svcs)	37 - 46	0/3 - 2/4
63	Fri., Mar. 24	at Manitoba	2-6 L	30-24-5-4	Soderblom (14 svcs) / Stauber (18 svcs)	Arvid Holm (24 svcs)	26 - 38	1/5 - 1/3
64	Fri., Mar. 31	vs. Laval	0-3 L	30-25-5-4	Arvid Soderblom (37 svcs)	Cayden Primeau (26 svcs)	26 - 40	0/5 - 0/3
65	Sat., Apr. 1	at Chicago	0-3 L	30-26-5-4	Jaxson Stauber (35 svcs)	Pyotr Kochetkov (19 svcs)	19 - 38	0/7 - 1/6
66	Sun., Apr. 2	vs. Grand Rapids	5-1 W	31-26-5-4	Arvid Soderblom (36 svcs)	Lethemon (16 svcs)/Bednard (18 svcs)	39 - 37	0/2 - 1/5
67	Fri., Apr. 7	at Milwaukee	3-2 W	32-26-5-4	Arvid Soderblom (28 svcs)	Yaroslav Askarov (28 svcs)	31 - 30	0/2 - 1/3
68	Sat., Apr. 8	vs. Milwaukee	1-5 L	32-27-5-4	Arvid Soderblom (24 svcs)	Devin Cooley (45 svcs)	46 - 29	0/3 - 2/4
69	Tues., Apr. 11	vs. Chicago	6-3 W	33-27-5-4	Arvid Soderblom (13 svcs)	Pyotr Kochetkov (33 svcs)	39 - 16	1/8 - 1/3
70	Fri., Apr. 14	at Grand Rapids	2-1 W	34-27-5-4	Arvid Soderblom (19 svcs)	Ryan Bednard (25 svcs)	27 - 20	0/2 - 0/2
71	Sat., Apr. 15	vs. Manitoba	3-2 L	34-28-5-4	Arvid Soderblom (27 svcs)	Evyan Cormier (33 svcs)	35 - 30	1/4 - 0/2
72	Sun., Apr. 16	at Milwaukee	4-1 W	35-28-5-4	Arvid Soderblom (27 svcs)	Yaroslav Askarov (12 svcs)	15 - 28	1/2 - 0/2

Team Info
Hockey Ops
2022-23 Recap
Records
Playoff Records
Team History
Alumni
Season Recaps
Opponents

2022-23 REGULAR SEASON STATS SUMMARY

Team Info												
Overall Record:	35-28-5-4				October:				3-3-0-0			
	Home Record:				November:				6-4-0-1			
	Road Record:				December:				9-3-1-1			
Hockey Ops	17-14-4-1				January:				3-6-3-0			
	Overtime Record:				February:				5-3-0-2			
	Shootout Record:				March:				4-6-1-0			
2022-23 Recap	April:				5-3-0-0							
	1 - Goal Games:				20-6-5-4				vs. Central Division:		28-21-5-4	
	2 - Goal Games:				5-7-0-0				vs. Chicago:		5-6-1-0	
	3 - Goal Games:				5-8-0-0				vs. Grand Rapids:		5-2-1-0	
	4 - Goal Games:				3-7-0-0				vs. Iowa:		5-2-3-2	
	5+ - Goal Games:				2-2-0-0				vs. Manitoba:		4-4-0-0	
Records	vs. Milwaukee:				4-4-0-2				vs. Texas:		5-3-0-0	
	Scoring First:				16-8-2-1				vs. Pacific Division:		2-2-0-0	
	Opp. Scores First:				19-20-3-3				vs. Colorado:		2-2-0-0	
	Leading After 1st:				11-4-2-1				vs. North Division:		3-3-0-0	
	Tied After 1st:				11-8-2-2				vs. Belleville:		1-1-0-0	
	Trailing After 1st:				13-16-1-1				vs. Laval:		1-1-0-0	
Playoff Records	Leading After 2nd:				19-0-1-1				vs. Toronto:		0-2-0-0	
	Tied After 2nd:				8-8-2-3				vs. Atlantic Division:		3-1-0-0	
	Trailing After 2nd :				8-20-2-0				vs. Hartford:		2-0-0-0	
	Scoring 0 Goals:				0-4-0-0				vs. Springfield:		1-1-0-0	
	Scoring 1 Goal:				0-7-3-1				Allowing 0 Goals:		0-0-0-0	
	Scoring 2 Goals:				4-6-2-1				Allowing 1 Goal:		10-0-0-0	
Team History	Scoring 3 Goals:				11-6-0-1				Allowing 2 Goals:		13-1-3-2	
	Scoring 4 Goals:				8-3-0-1				Allowing 3 Goals:		8-6-2-0	
	Scoring 5 Goals:				6-0-0-0				Allowing 4 Goals:		4-6-0-1	
	Scoring 6+ Goals:				6-0-0-0				Allowing 5 Goals:		0-7-0-1	
	Allowing 0 Goals:				0-0-0-0				Allowing 6+ Goals:		0-8-0-0	
	Allowing 1 Goal:				10-0-0-0							
Alumni	Power Play				Penalty Kill							
		GF	ADV	PCT	Rank		GA	TSH	PCT	Rank		
	Overall	49	301	16.3	28th	Overall	57	272	79.0	24th		
	Home	28	159	17.6	23rd	Home	31	138	77.5	26th		
Road	21	142	14.8	29th	Road	26	134	80.6	14th			
Season Recaps	Goals by Period											
		1	2	3	OT	SO	Total		Rank			
	IceHogs	57	80	62	9	5	214 (2.97 avg)		23rd			
Opponents	76	71	76	5	4	232 (3.22 avg)		21st				
Opponents	Shots by Period											
		1	2	3	OT	SO	Total		Rank			
	IceHogs	698	777	712	57	53	2250 (31.25 avg)		7th			
Opponents	735	735	700	69	52	2243 (31.15 avg)		25th				
Penalty Minutes												
				MIN	AVG	Rank		OPP MIN				
Regular Season				935	12.99	17th most		959				

FINAL STATISTICS FOR 2022-23, HOME/ROAD

HOME STATS

#	Player	GP	G	A	PTS	+/-	SH	PIM
62	Brett Seney	32	17	18	35	9	98	39
17	David Gust	35	15	19	34	9	103	26
39	Luke Philp	32	18	14	32	14	85	10
27	Lukas Reichel	30	12	15	27	-2	51	8
76	Jakub Galvas	33	3	13	16	-1	55	12
70	Cole Guttman	17	6	9	15	5	49	2
71	Michal Tepy	28	6	9	15	-12	65	4
41	Isaak Phillips	27	3	11	14	4	60	62
79	Dylan Sikura	28	4	10	14	-3	76	6
44	Adam Clendening	25	2	11	13	-9	34	31
86	Mike Hardman	29	3	10	13	-6	48	24
56	Rocco Grimaldi	8	2	10	12	6	33	6
72	Alex Vlasic	28	1	9	10	13	47	12
53	Buddy Robinson	25	4	5	9	1	40	18
75	Alec Regula	26	3	6	9	1	58	33
91	D.J. Busdeker	28	3	6	9	0	29	20
48	Filip Roos	20	2	6	8	-3	29	4
36	Josiah Slavin	27	2	4	6	-6	20	8
49	Bobby Lynch	30	3	2	5	-8	42	6
15	Carson Gicewicz	23	2	1	3	-7	24	18
68	Andy Welinski	8	0	3	3	3	17	0
46	Louis Crevier	31	0	2	2	2	42	4
57	Andrew Perrott	4	1	1	2	3	10	4
92	Cameron Hillis	8	0	2	2	0	4	2
59	Zach Jordan	8	1	0	1	-2	15	4
68	Cooper Zech	7	1	0	1	1	10	2
22	Garrett Mitchell	12	0	0	0	-1	7	21
26	Evan Barratt	1	0	0	0	0	0	0
26	Nolan Valleau	1	0	0	0	0	0	0
45	Kale Howarth	12	0	0	0	-7	15	4
47	Cliff Watson	6	0	0	0	-5	8	6
54	Maxim Golod	1	0	0	0	0	1	0
83	Hunter Drew	7	0	0	0	-1	8	24
85	Morgan Adams-Moisan	8	0	0	0	-2	3	34
92	Nicolas Beaudin	1	0	0	0	-1	0	0
TOTALS		646	114	196	310	-5	1186	454

2022-32 Home Record: 18-14-1-3
Home Power Play: 28-159 17.6% (23rd)
Home Penalty Kill: 31-138 77.5% (26th)

Home Leaders

Points: Brett Seney - 35
Goals: Brett Seney - 17
Assists: David Gust - 19
Penalty Minutes: Isaak Phillips - 62
Plus/Minus: Luke Philp - 14

Wins: Arvid Soderblom - 7
GAA: Mitchell Weeks - 2.42
SV%: Mitchell Weeks - .922

ROAD STATS

#	Player	GP	G	A	PTS	+/-	SH	PIM
17	David Gust	30	11	14	25	-5	67	28
27	Lukas Reichel	25	8	16	24	-8	48	4
39	Luke Philp	28	11	10	21	3	64	19
62	Brett Seney	27	6	13	19	-4	62	18
79	Dylan Sikura	24	10	8	18	-5	58	4
49	Bobby Lynch	34	8	6	14	4	51	10
70	Cole Guttman	21	9	4	13	1	48	24
76	Jakub Galvas	31	0	13	13	2	43	10
75	Alec Regula	25	2	10	12	0	50	36
44	Adam Clendening	23	1	10	11	-8	42	20
53	Buddy Robinson	27	5	6	11	2	47	43
71	Michal Tepy	28	3	7	10	-8	40	6
41	Isaak Phillips	24	3	6	9	6	56	18
72	Alex Vlasic	28	1	8	9	-1	38	13
36	Josiah Slavin	24	1	4	5	-7	28	8
56	Rocco Grimaldi	8	4	1	5	1	23	6
86	Mike Hardman	29	2	3	5	-8	51	12
91	D.J. Busdeker	28	1	3	4	-7	25	27
15	Carson Gicewicz	20	2	1	3	-1	24	6
46	Louis Crevier	31	0	3	3	-8	37	10
48	Filip Roos	19	1	2	3	-2	29	16
45	Kale Howarth	19	0	2	2	0	24	14
47	Cliff Watson	5	0	2	2	-2	2	0
36	Pavel Gogolev	2	1	0	1	1	1	0
68	Andy Welinski	9	0	1	1	-1	14	2
68	Cooper Zech	6	0	1	1	-2	10	2
74	Koletrane Wilson	3	1	0	1	-1	3	0
92	Nicolas Beaudin	2	0	1	1	0	2	2
22	Garrett Mitchell	12	0	0	0	1	7	25
26	Colin Bilek	1	0	0	0	-1	0	0
26	Evan Barratt	1	0	0	0	0	0	7
26	Nolan Valleau	2	0	0	0	-1	3	0
54	Maxim Golod	2	0	0	0	-1	0	0
57	Andrew Perrott	9	0	0	0	-4	10	5
59	Zach Jordan	7	0	0	0	-1	8	6
83	Hunter Drew	9	0	0	0	-3	16	33
85	Morgan Adams-Moisan	12	0	0	0	-5	4	27
92	Cameron Hillis	10	0	0	0	-2	16	2
TOTALS		645	91	155	246	-75	1051	463

2022-23 Road Record: 17-14-4-1
Road Power Play: 21-142 14.8% (29th)
Road Penalty Kill: 26-134 80.6 (14th)

Road Leaders

Points: David Gust - 25
Goals: David Gust, Luke Philp - 11
Assists: Lukas Reichel - 16
Penalty Minutes: Buddy Robinson - 43
Plus/Minus: Isaak Phillips - +6

Wins: Arvid Soderblom - 8
GAA: Dylan Wells - 1.80
SV%: Dylan Wells - .937

#	Player	GP	Min	SA	GA	SVS	W	L	OT	GAA	SV%
40	Arvid Soderblom	14	805	416	38	378	7	5	1	2.83	0.909
31	Dylan Wells	12	611	332	36	296	5	5	1	3.54	0.892
30	Jaxson Stauber	7	339	171	19	152	3	3	0	3.36	0.889
80	Mitchell Weeks	7	421	217	17	200	3	1	2	2.42	0.922
TOTALS		40	2176	1136	110	1026	18	14	4	3.03	0.903

#	Player	GP	Min	SA	GA	SVS	W	L	OT	GAA	SV%
40	Arvid Soderblom	19	1065	546	53	493	8	7	4	2.99	0.903
30	Jaxson Stauber	10	546	291	30	261	3	5	0	3.30	0.897
31	Dylan Wells	5	300	142	9	133	4	1	0	1.80	0.937
80	Mitchell Weeks	5	262	112	14	98	2	1	1	3.21	0.875
TOTALS		39	2173	1091	106	985	17	14	5	2.93	0.903

Team Info

Hockey Ops

2022-23 Recap

Records

Playoff Records

Team History

Alumni

Season Recaps

Opponents

2022-23 SEASON IN REVIEW

Team Info
Hockey Ops
2022-23 Recap
Records
Playoff Records
Team History
Alumni
Season Recaps
Opponents

THANKSGIVING COOKING: Starting two weeks before Thanksgiving, the IceHogs began a stretch in which they picked up points in 11 of 13 games. The run started with a 5-4 win against the Texas Stars on Nov. 13 in the second game of a two-game stretch at the HEB Center in Cedar Park. Heading into the game, the IceHogs were 4-5-0-1 and had lost three of their last four. The Hogs then turned their fortunes around, and including the Nov. 13 win, Rockford won eight of 10 and then picked up more points in a shootout loss and an overtime loss against the Iowa Wild on Dec. 9 and 10. The hot run lasted until Dec. 16 when the Hogs fell 4-3 in regulation to the Toronto Marlies. After the dust cleared on the 13-game hot streak, Rockford had climbed to 13-7-1-2 and third place in the Central Division.

OVERTIME: The IceHogs played in 24 games that reached overtime, the most of any team in the AHL. Rockford finished with a 9-5 record in the extra frame and a 6-4 record in shootouts to earn 39 out of a possible 48 points. The IceHogs' .625 win percentage in overtimes and shootouts was tied for the best percentage in the AHL. Much of Rockford's extra time success can be attributed to goaltender Arvid Soderblom who stopped 41 of 44 shots through 13 overtime appearances for a .932 save percentage in the extra period. The Swede also saved 37 of 43 shootout attempts that he faced for an .838 save percentage in the shootout format. Soderblom finished 4-3 in overtime and 4-2 in shootouts. Eight different IceHogs scored the nine overtime-winning goals with David Gust serving as the only player to score multiple winners in extras.

THREE ALL-STARS: On Jan. 11, Lukas Reichel, Brett Seney, and David Gust were all selected to represent Rockford at the 2023 AHL All-Star Classic in Laval. At the time of their selection, Reichel, Seney, and Gust had totaled 111 points (46G, 65A) to account for 33.1% of Rockford's total scoring. Only the Syracuse Crunch and the Toronto Marlies also sported three All-Stars in the 2023 AHL All-Star Classic. This was just the second occasion in team history in which three IceHogs were selected to an All-Star Classic. At the event itself, Gust became just the fourth AHL player ever to hit four targets in four shots in the RONA Accuracy Shooting Event. Reichel competed in the CCM Fastest Skater Event and recorded a lap time of 13.779 seconds despite a slight stumble on the final turn. Reichel's time earned him fifth place in the event, but it would've given him second place in the Upper Deck NHL Fastest Skater competition held earlier that week. Seney specialized in the AHLTV Rapid Fire Event where he and Texas' Thomas Harley scored two goals on 10 shots against Toronto's Joseph Woll.

JANUARY SKID, FEBRUARY RECOVERY: Rockford hit its roughest patch of the season in the middle of January. Star goaltender Arvid Soderblom was still in the process of recovering from a groin injury, and the IceHogs began a seven-game losing skid on Jan. 14 at Colorado. During the poor run of form, Rockford scored more than two goals just once and only picked up two points during the stretch with a pair of overtime losses to Iowa and Chicago. Rockford snapped out of the slide in a big way on Jan. 31 against Manitoba when Lukas Reichel and Cole Guttman converted in a shootout to give the Hogs a 3-2 win at home. The victory over the Moose was the first of three consecutive wins. Starting with the overtime loss to Chicago on Jan. 28, Rockford picked up points in nine of 11 games, including the three-game win streak. The IceHogs finished the month of February with a 5-3-0-2 record after a 3-6-3-0 month of January.

COMEBACK KIDS: The IceHogs finished the season with a 8-20-2-0 record when trailing after two periods. The eight wins gave Rockford the fourth-most in the AHL. After Brett Seney tied a game in the third period on Feb. 4 vs. Iowa and Bobby Lynch provided the overtime winner, the IceHogs held a remarkable 8-11-1-0 record when trailing after two frames. The eighth third-period comeback for the 2022-23 Hogs made them just the 23rd AHL team since Rockford joined the league in 2007 to record at least eight wins when trailing at the start of the third period. In step with Rockford's comeback ability, the Hogs struggled to score first. Rockford started the season in just 27 games-tied with Lehigh Valley for the fewest first goals in the AHL.

TRADE DEADLINE: The IceHogs underwent more change at the NHL trade deadline than perhaps any team in the AHL. Starting on Feb. 23 with an NHL trade that sent Josiah Slavin to the Anaheim Ducks and brought Hunter Drew to the Blackhawks, The IceHogs completed 35 transactions in a span of nine days. Among the key departures were Dylan Sikura and Adam Clendening- two of Rockford's alternate captains. As part of the massive three-team NHL trade that sent Blackhawks forward Patrick Kane to the New York Rangers, the Blackhawks picked up defenseman Andy Welinski and immediately loaned him to Rockford on Feb. 28. Welinski served to help fill the gap left by Clendening and renew a veteran presence on the blue line. On Mar. 2, the IceHogs made a huge splash and added Rocco Grimaldi in a trade with the San Diego Gulls. At the time, Grimaldi ranked sixth in league scoring with 56 points (27G, 29A). The Blackhawks also picked up forward Joey Anderson in a trade with the Toronto Maple Leafs on Feb. 27. Anderson would eventually make it down to Rockford for the last two games of the regular season after spending 24 games with the Blackhawks.

HIGH-OCTANE OFFENSE: The IceHogs featured some of the league's best scorers all season long. At the end of the 2022 calendar year, Rockford ranked sixth in league scoring at 3.71 goals-for per game. The offensive production dipped over the last few months of the regular season, but Rockford still managed massive scoring totals. The IceHogs were one of just four teams with four players to hit the 50-point plateau. David Gust (59), Brett Seney (54), Luke Philp (53), and Lukas Reichel (51) all crossed the 50-point milestone throughout the season, making the 2022-23 campaign the first time in IceHogs AHL history that the team produced four 50-point scorers. The list does not include Rocco Grimaldi who tabbed 73 points on the season, but only recorded 17 points in 16 games with Rockford.

IOWA SERIES: Perhaps no season series for Rockford was more intriguing than that between the IceHogs and the Iowa Wild. Rockford and Iowa met 12 times throughout the regular season, and the Hogs finished with a 5-2-3-2 record against the Wild after the final encounter. Starting on Nov. 6 at the BMO Center with a 5-4 shootout win for Iowa, the first three meetings, and seven of the first nine meetings, all reached overtime. The Wild won each of the first five engagements that reached extra time, and it wasn't until a Feb. 3 shootout win that the Hogs claimed victory against Iowa in a game that extended past regulation. The next night on Feb. 4, Rockford picked up their second extra-time win over Iowa thanks to a Bobby Lynch overtime winner. Cole Guttman (4G, 4A) and Dylan Sikura (3G, 5A) led all IceHogs skaters with eight points against the Wild. Arvid Soderblom finished with a 4-0-1-0 record, 1.93 goals-against average, and .936 save percentage against Iowa in five starts. Soderblom's play marked a turning point in the season series against the Wild, and Rockford won four of the last five meetings.

ARVID EMERGES: After sustaining a groin injury on Dec. 28 against Grand Rapids, goaltender Arvid Soderblom missed a month of action and would not return until Jan. 20 against the Springfield Thunderbirds. In late January, Soderblom began rounding back into form and was unbeaten in regulation for six straight games from Jan. 28 to Feb. 11. The Swedish backstop started nine straight games for the Hogs from Jan. 24 to Feb. 15, and also started the final seven games of the regular season. In his last seven starts, Soderblom went 5-2-0-0 and started three games in three days to close out the season and clinch a postseason berth. He finished as Rockford's top goaltender with a 15-12-3-2 record, 2.92 goals-against average, and a .905 save percentage.

2022-23 REGULAR SEASON STANDINGS

EASTERN CONFERENCE

ATLANTIC	GP	W	L	OTL	SOL	PTS	PCT	GF	GA	PIM	RW	ROW	HOME	ROAD
1. Providence	72	44	18	8	2	98	0.681	221	201	1002	35	39	20-9-5-2	24-9-3-0
2. Hershey	72	44	19	5	4	97	0.674	217	184	775	37	40	23-9-2-2	21-10-3-2
3. Charlotte	72	39	25	5	3	86	0.597	235	220	939	27	35	17-14-3-2	22-11-2-1
4. Springfield	72	38	26	3	5	84	0.583	230	211	913	28	35	19-13-1-3	19-13-2-2
5. Hartford	72	35	26	4	7	81	0.563	227	215	841	28	33	18-13-0-5	17-13-4-2
6. Lehigh Valley	72	37	29	3	3	80	0.556	221	226	947	27	33	18-15-3-0	19-14-0-3
7. Bridgeport	72	34	30	7	1	76	0.528	238	248	983	26	32	17-18-1-0	17-12-6-1
8. Wilkes-Barre/Scranton	72	26	32	8	6	66	0.458	191	224	860	17	21	12-16-6-2	14-16-2-4

NORTH	GP	W	L	OTL	SOL	PTS	PCT	GF	GA	PIM	RW	ROW	HOME	ROAD
1. Toronto	72	42	24	4	2	90	0.625	229	225	934	34	39	21-13-0-2	21-11-4-0
2. Syracuse	72	35	26	7	4	81	0.563	252	239	1086	27	31	17-11-7-1	18-15-0-3
3. Rochester	72	36	27	6	3	81	0.563	236	233	802	25	32	18-13-4-1	18-14-2-2
4. Utica	72	35	27	6	4	80	0.556	215	222	773	26	33	18-11-3-4	17-16-3-0
5. Laval	72	33	29	7	3	76	0.528	258	247	940	27	32	18-10-5-3	15-19-2-0
6. Cleveland	72	33	32	5	2	73	0.507	220	254	846	22	28	16-16-4-0	17-16-1-2
7. Belleville	72	31	31	6	4	72	0.5	233	258	1186	23	27	18-14-1-3	13-17-5-1

WESTERN CONFERENCE

CENTRAL	GP	W	L	OTL	SOL	PTS	PCT	GF	GA	PIM	RW	ROW	HOME	ROAD
1. Texas	72	40	20	9	3	92	0.639	265	210	777	31	37	21-11-2-2	19-9-7-1
2. Milwaukee	72	41	24	5	2	89	0.618	238	211	810	30	33	18-14-3-1	23-10-2-1
3. Manitoba	72	37	25	6	4	84	0.583	227	226	931	28	35	19-13-1-3	18-12-5-1
4. Iowa	72	34	27	6	5	79	0.549	211	211	948	24	30	14-16-2-4	20-11-4-1
5. Rockford	72	35	28	5	4	79	0.549	214	232	935	20	29	18-14-1-3	17-14-4-1
6. Chicago	72	35	29	5	3	78	0.542	227	245	811	29	34	15-14-4-3	20-15-1-0
7. Grand Rapids	72	28	36	4	4	64	0.444	194	255	736	19	25	12-17-4-3	16-19-0-1

PACIFIC	GP	W	L	OTL	SOL	PTS	PCT	GF	GA	PIM	RW	ROW	HOME	ROAD
1. Calgary	72	51	17	3	1	106	0.736	256	174	1083	45	48	25-9-2-0	26-8-1-1
2. Coachella Valley	72	48	17	5	2	103	0.715	257	194	1098	38	44	26-7-1-2	22-10-4-0
3. Colorado	72	40	22	7	3	90	0.625	210	187	1000	34	38	22-8-3-3	18-14-4-0
4. Abbotsford	72	40	25	3	4	87	0.604	229	203	969	36	39	22-10-1-3	18-15-2-1
5. Bakersfield	72	37	31	2	2	78	0.542	212	212	983	34	37	23-10-1-2	14-21-1-0
6. Ontario	72	34	32	5	1	74	0.514	206	211	794	25	30	17-17-2-0	17-15-3-1
7. Tucson	72	30	33	8	1	69	0.479	219	245	1271	25	27	15-15-6-0	15-18-2-1
8. San Jose	72	31	34	2	5	69	0.479	205	249	1216	23	28	16-17-1-2	15-17-1-3
9. Henderson	72	29	38	0	5	63	0.438	201	221	930	23	26	19-13-0-4	10-25-0-1
10. San Diego	72	20	49	2	1	43	0.299	180	281	1109	15	19	9-24-2-1	11-25-0-0

2023 CALDER CUP PLAYOFF QUALIFICATIONS

A total of 23 teams qualified for postseason play with five rounds of playoffs leading to the crowning of a Calder Cup champion. In each of the AHL's four divisions, all but two teams will qualify for postseason play in 2023, creating a playoff field of six teams in the Atlantic Division, five in the North Division, five in the Central Division and seven in the Pacific Division. Teams will be ranked by points in the regular-season standings.

First Round match-ups will be best-of-three series. The top two teams in the Atlantic Division, the top three teams in each of the North and Central Divisions, and the first-place team in the Pacific Division receive byes into the best-of-five Division Semifinals, with the First Round winners re-seeded in each division. The Division Finals will also be best-of-five series, followed by best-of-seven Conference Finals and a best-of-seven Calder Cup Finals series.

2022-23 AHL REGULAR SEASON LEAGUE LEADERS

Points

#	Player	TEAM	GP	G	A	PTS
1	Michael Carcone	TUC	65	31	54	85
2	Alex Barré-Boulet	SYR	69	24	60	84
3	T.J. Tynan	ONT	72	8	73	81
4	Chris Terry	BRI	67	27	51	78
5	Matthew Phillips	CGY	66	36	40	76
6	Rocco Grimaldi	RFD	70	33	40	73
7	Trey Fix-Wolansky	CLE	61	29	42	71
8	Logan Shaw	TOR	69	21	48	69
9	Anthony Richard	LAV	60	30	37	67
10	Max McCormick	CV	71	28	39	67
11	Andy Andreoff	BRI	69	37	28	65
12	Riley Barber	TEX	69	32	32	64
13	Martin Frk	SPR	67	30	34	64
14	Gage Quinney	HSK	66	25	39	64
15	Sheldon Rempal	HSK	70	25	38	63
16	Kole Lind	CV	72	30	32	62
17	Nic Petan	IA	53	23	39	62
18	Andrew Agozzino	SJ	63	26	35	61
19	Matthew Highmore	SPR	68	19	42	61
20	Seth Griffith	BAK	72	17	43	60

Penalty Minutes

#	Player	TEAM	GP	PIM
1	Garrett Wilson	LV	68	195
2	Scott Sabourin	BEL	51	177
3	x Jeffrey Viel	SJ	60	150
4	Hunter Drew	RFD	60	149
5	Curtis Douglas	TUC	63	149

Plus-Minus

#	Player	TEAM	+/-
1	Ryan Shea	TEX	37
2	Alex Petrovic	TEX	34
	several tied at		28

Power-Play Points

#	Player	TEAM	GP	PP	PT
1	T.J. Tynan	ONT	40	37	
2	Michael Carcone	TUC	33	36	
3	Matthew Phillips	CGY	31	33	
4	Egor Sokolov	BEL	31	32	
	several tied at		30	31	

Power-Play Goals

#	Player	TEAM	GP	PPG
1	Charles Hudon	COL	17	37
2	Lias Andersson	ONT	15	36
3	Michael Carcone	TUC	14	33
4	Joel L'Esperance	GR	14	32
	several tied at		13	31

Shorthanded Goals

#	Player	TEAM	GP	SHG
1	Anthony Richard	LAV	4	37
2	Jake Lucchini	BEL	4	36
	several tied at		3	33

x - did not finish season with team
* - rookie

Goals

#	Player	TEAM	GP	G
1	Andy Andreoff	BRI	69	37
2	Matthew Phillips	CGY	66	36
3	Rocco Grimaldi	RFD	70	33
4	Riley Barber	TEX	69	32
	several tied at			31

Assists

#	Player	TEAM	GP	A
1	T.J. Tynan	ONT	72	73
2	Alex Barré-Boulet	SYR	69	60
3	Michael Carcone	TUC	65	54
4	Chris Terry	BRI	67	51
5	Christian Wolanin	ABB	49	49



Rocco Grimaldi was maybe the biggest trade-deadline acquisition of any AHL team in the 2022-23 season. After producing elite numbers with last-place San Diego, Grimaldi joined Rockford in March and racked up 17 points (6G, 11A) in 16 games, including an overtime winner on Mar. 15 against Manitoba. The veteran forward ended the campaign ranked sixth in league scoring with 73 points and third in goals with 33.

2022-23 REGULAR SEASON GOALTENDING LEADERS

#	Player	TEAM	GP	MINS	W	L	OT	SO	GA	GAA	SV%
1	Dustin Wolf	CGY	55	3238:56	42	10	2	7	113	2.09	0.932
2	Hunter Shepard	HER	33	1930:24	20	8	5	1	70	2.18	0.916
3	Jonas Johansson	COL	26	1545:22	14	9	2	0	60	2.33	0.920
4	* Matthew Murray	TEX	34	1925:15	18	10	5	3	76	2.37	0.911
5	Joey Daccord	CV	38	2269:09	26	8	3	3	90	2.38	0.918
6	* Brandon Bussi	PRO	32	1878:37	22	5	4	1	75	2.40	0.924
7	Artūrs Šilovs	ABB	44	2554:16	26	12	5	4	104	2.44	0.909
8	Joel Hofer	SPR	47	2779:46	27	15	5	5	116	2.50	0.921
9	x Louis Domingue	HFD	45	2583:35	22	12	8	4	108	2.51	0.911
10	Zach Fucale	HER	38	2197:08	21	11	4	2	93	2.54	0.902
11	Justus Annunen	COL	41	2378:58	22	10	8	1	101	2.55	0.916
12	Pyotr Kochetkov	CHI	26	1571:01	17	6	3	2	69	2.64	0.903
13	* Arvid Holm	MB	35	1955:46	18	11	4	0	87	2.67	0.911
14	* Jesper Wallstedt	IA	38	2262:08	18	15	5	1	101	2.68	0.908
15	Dustin Tokarski	WBS	36	2118:22	12	16	7	1	95	2.69	0.910
16	* Yaroslav Askarov	MIL	48	2851:00	26	16	5	3	128	2.69	0.911
17	Calvin Pickard	BAK	38	2243:32	23	12	2	4	101	2.70	0.912
18	Nico Daws	UTC	33	1952:41	16	14	3	2	88	2.70	0.904
19	x Alex Nedeljkovic	GR	26	1458:50	13	9	3	1	66	2.71	0.912
	several tied at									2.77	

-Based on 1440 or more minutes

Wins

#	Player	TEAM	W
1	Dustin Wolf	CGY	42
2	Joel Hofer	SPR	27
3	Joey Daccord	CV	26
4	Artūrs Šilovs	ABB	26
5	* Yaroslav Askarov	MIL	26

Losses

#	Player	TEAM	L
1	x Lukas Dostal	SD	21
2	Cal Petersen	ONT	20
3	Zachary Sawchenko	CHI	18
4	* Samuel Ersson	LV	17
5	Aaron Dell	SJ	17

Minutes

#	Player	TEAM	MIN
1	Dustin Wolf	CGY	3238:56
2	* Yaroslav Askarov	MIL	2851:00
3	Joel Hofer	SPR	2779:46
4	x Louis Domingue	HFD	2583:35
5	Artūrs Šilovs	ABB	2554:16

Saves

#	Player	TEAM	SVS
1	Dustin Wolf	CGY	1540
2	Joel Hofer	SPR	1357
3	* Yaroslav Askarov	MIL	1304
4	Cayden Primeau	LAV	1223
	several tied at		1107

Shutouts

#	Player	TEAM	SO
1	Dustin Wolf	CGY	7
2	Joel Hofer	SPR	5
3	Calvin Pickard	BAK	4
4	Artūrs Šilovs	ABB	4
5	x Louis Domingue	HFD	4

Save Percentage

#	Player	TEAM	SV%
1	Dustin Wolf	CGY	0.932
2	* Brandon Bussi	PRO	0.924
3	Joel Hofer	SPR	0.921
4	Jonas Johansson	COL	0.920
5	Joey Daccord	CV	0.918

Shooting Wins

#	Player	TEAM	SOW
1	* Yaroslav Askarov	MIL	5
2	Jet Greaves	CLE	4
3	Arvid Soderblom	RFD	4
	several tied at		3

Shooting Percentage

#	Player	TEAM	GP	PPG	SO%
1	* Samuel Ersson	LV	5	5	1.000
2	Cory Schneider	BRI	5	5	1.000
3	Michael Houser	ROC	7	7	1.000
4	Mads Sogaard	BEL	5	5	1.000
5	Pyotr Kochetkov	CHI	11	12	0.917

Shooting % - Minimum 5 attempts

x - did not finish season with team * - rookie

Team Info

Hockey Ops

2022-23 Recap

Records

Playoff Records

Team History


Alumni

Season Recaps

Opponents



ICEHOGS RECORDS



TEAM SINGLE SEASON RECORDS

WIN/LOSS RECORDS:

MOST WINS
 ALL-TIME: 48 06-07, 05-06
 AHL: 46 14-15
 UHL: 48 06-07, 05-06

LEAST WINS
 ALL-TIME: 25 16-17
 AHL: 25 16-17
 UHL: 27 01-02

MOST LOSSES
 ALL-TIME: 48 16-17
 AHL: 48 16-17
 UHL: 43 03-04

LEAST LOSSES
 ALL-TIME: 19 05-06
 AHL: 22 15-16
 UHL: 19 05-06

HIGHEST WINNING PERCENTAGE
 ALL-TIME: .691 05-06
 AHL: .651 14-15
 UHL: .691 05-06

LOWEST WINNING PERCENTAGE
 ALL-TIME: .401 03-04
 AHL: .408 16-17
 UHL: .401 03-04

MOST HOME WINS
 ALL-TIME: 27 05-06
 AHL: 26 09-10
 UHL: 27 05-06

MOST HOME LOSSES
 ALL-TIME: 18 03-04
 AHL: 17 12-13, 10-11
 UHL: 18 03-04

LEAST HOME WINS
 ALL-TIME: 16 16-17
 AHL: 16 16-17
 UHL: 18 03-04, 99-00

LEAST HOME LOSSES
 ALL-TIME: 7 05-06
 AHL: 9 14-15, 15-16
 UHL: 7 05-06

MOST ROAD WINS
 ALL-TIME: 22 14-15, 06-07
 AHL: 22 14-15
 UHL: 22 06-07

LEAST ROAD WINS
 ALL-TIME: 9 16-17
 AHL: 9 16-17
 UHL: 10 03-04, 02-03

MOST ROAD LOSSES
 ALL-TIME: 25 03-04
 AHL: 24 16-17
 UHL: 25 03-04

LEAST ROAD LOSSES
 ALL-TIME: 12 07-08, 05-06
 AHL: 12 07-08
 UHL: 12 05-06

MOST OVERTIME WINS
 ALL-TIME: 12 18-19

LEAST OVERTIME WINS
 ALL-TIME: 1 08-09, 16-17

MOST OVERTIME LOSSES
 ALL-TIME: 10 15-16

LEAST OVERTIME LOSSES
 ALL-TIME: 0 08-09

MOST SHOOTOUT WINS
 ALL-TIME: 13 02-03
 AHL: 11 08-09
 UHL: 13 02-03

LEAST SHOOTOUT WINS
 ALL-TIME: 2 15-16
 AHL: 2 15-16
 UHL: 5 01-02

MOST SHOOTOUT POINTS (LOSSES)
 ALL-TIME: 9 05-06, 04-05
 AHL: 7 11-12
 UHL: 9 05-06, 04-05

LEAST SHOOTOUT POINTS (LOSSES)
 ALL-TIME: 1 12-13
 AHL: 1 12-13
 UHL: 5 03-04

MOST STANDINGS POINTS
 ALL-TIME: 105 05-06
 AHL: 99 14-15
 UHL: 105 05-06

LEAST STANDINGS POINTS
 ALL-TIME: 60 01-02
 AHL: 62 19-20*
 64 16-17
 UHL: 60 01-02

MOST GOALS
 ALL-TIME: 292 05-06
 AHL: 247 07-08
 UHL: 292 05-06

FEWEST GOALS
 ALL-TIME: 175 16-17
 AHL: 156 19-20*
 175 16-17
 UHL: 207 00-01

MOST GOALS ALLOWED
 ALL-TIME: 294 03-04
 AHL: 262 13-14
 UHL: 294 03-04

FEWEST GOALS ALLOWED
 ALL-TIME: 180 14-15
 AHL: 180 14-15
 UHL: 193 06-07

MOST POWER-PLAY GOALS
 ALL-TIME: 88 07-08
 AHL: 88 07-08
 UHL: 87 05-06

FEWEST POWER-PLAY GOALS
 ALL-TIME: 41 18-19
 AHL: 29 19-20*
 41 18-19
 UHL: 47 02-03

MOST POWER-PLAY OPPORTUNITIES
 ALL-TIME: 549 05-06
 AHL: 473 07-08
 UHL: 549 05-06

LEAST POWER-PLAY OPPORTUNITIES
 ALL-TIME: 227 21-22
 AHL: 227 21-22
 UHL: 332 01-02

MOST SHORTHANDED GOALS
 ALL-TIME: 14 06-07
 AHL: 12 15-16
 UHL: 14 06-07

FEWEST SHORTHANDED GOALS
 ALL-TIME: 2 18-19
 AHL: 2 18-19
 UHL: 3 05-06

MOST SHORTHANDED GOALS ALLOWED
 ALL-TIME: 18 01-02
 AHL: 15 07-08
 UHL: 18 01-02

FEWEST SHORTHANDED GOALS ALLOWED
 ALL-TIME: 3 04-05
 AHL: 5 18-19
 UHL: 3 04-05

HIGHEST POWER PLAY %
 ALL-TIME: 20.6% 12-13
 AHL: 20.6% 12-13
 UHL: 17.1% 99-00

LOWEST POWER PLAY %
 ALL-TIME: 13.3% 02-03
 AHL: 14.1% 08-09
 UHL: 13.3% 02-03

HIGHEST PENALTY KILL %
 ALL-TIME: 87.0% 05-06
 AHL: 86.0% 14-15
 UHL: 87.0% 05-06

LOWEST PENALTY KILL %
 ALL-TIME: 72.3% 13-14
 AHL: 72.3% 13-14
 UHL: 78.9% 02-03

MOST PENALTY MINUTES
 ALL-TIME: 2,243 04-05
 AHL: 2,109 07-08
 UHL: 2,243 04-05

FEWEST PENALTY MINUTES
 ALL-TIME: 715 18-19
 AHL: 715 18-19
 UHL: 1,596 00-01

MOST SHUTOUTS
 ALL-TIME: 10 14-15
 AHL: 10 14-15
 UHL: 8 04-05

MOST SHUTOUTS AGAINST
 ALL-TIME: 7 Several Tied
 AHL: 7 16-17, 18-19, 19-20*
 UHL: 7 04-05, 02-03

HIGHEST TOTAL ATTENDANCE
 ALL-TIME: 190,492 15-16
 AHL: 190,492 15-16
 UHL: 150,548 05-06

LOWEST TOTAL ATTENDANCE
 ALL-TIME: 106,634 21-22*
 AHL: 106,634 21-22*
 119,852 01-02
 UHL: 119,852 01-02

HIGHEST AVERAGE ATTENDANCE
 ALL-TIME: 5,013 15-16
 AHL: 5,013 15-16
 UHL: 3,961 05-06

LOWEST AVERAGE ATTENDANCE
 ALL-TIME: 2,962 21-22*
 AHL: 2,962 21-22*
 3,239 01-02
 UHL: 3,239 01-02

MOST WINS VS. OPPONENT
 ALL-TIME: 10 Several Tied
 Last: 11-12 vs. MIL
 AHL: 10 11-12 vs. MIL
 UHL: 10 06-07 vs. BLM
 10 05-06 vs. MO

MOST WINS IN A MONTH
 ALL-TIME: 12 February 2007
 AHL: 9 Several Tied
 Last: February 2020*
 UHL: 12 February 2007

Team Info

Hockey Ops

2022-23 Recap

Records

Playoff Records

Team History

Alumni

Season Recaps

Opponents

INDIVIDUAL SINGLE SEASON RECORDS

SKATER RECORDS:

Team Info	GAMES		POINTS/CENTER	
Team Info	ALL-TIME:	80 several	ALL-TIME:	110 Jason Firth 99-00
	Last:	Brian Connelly 10-11	AHL:	88 Martin St. Pierre 07-08
	AHL:	80 Brian Connelly 10-11	UHL:	110 Jason Firth 99-00
Hockey Ops		Bracken Kearns 09-10	POINTS/RIGHT WING	
		Richard Petiot 09-10	ALL-TIME:	82 Mike Figliomeni 99-00
	UHL:	80 Miguel Lafleche 04-05	AHL:	53 David Gust 22-23
2022-23 Recap		Steve Pelletier 04-05	UHL:	82 Mike Figliomeni 99-00
		Olivier Proulx 04-05	POINTS/LEFT WING	
	ALL-TIME:	38 Preston Mizzi 05-06	ALL-TIME:	81 Jason Notermann 05-06
Records	AHL:	35 Troy Brouwer 07-08	AHL:	58 Jeremy Morin 12-13
	UHL:	38 Preston Mizzi 05-06	UHL:	81 Jason Notermann 05-06
	GOALS/CENTER		POINTS/DEFENSE	
ALL-TIME:	38 Preston Mizzi 05-06	ALL-TIME:	59 Adam Clendening 13-14	
AHL:	30 Jeff Taffe 10-11	59 Jeremy Rebek 02-03	AHL:	59 Adam Clendening 13-14
UHL:	38 Preston Mizzi 05-06	UHL:	59 Jeremy Rebek 02-03	
Playoff Records	GOALS/RIGHT WING		PENALTY MINUTES	
	ALL-TIME:	33 Mike Figliomeni 99-00	ALL-TIME:	423 Robin Big Snake 04-05
	AHL:	27 Ben Smith 12-13	AHL:	245 Kyle Hagel 10-11
Team History	UHL:	33 Mike Figliomeni 99-10	UHL:	423 Robin Big Snake 04-05
	GOALS/LEFT WING		MAJOR PENALTIES	
	ALL-TIME:	36 Brant Blackned 99-00	ALL-TIME:	32 Kyle Hagel 10-11
AHL:	35 Troy Brouwer 07-08	AHL:	32 Kyle Hagel 10-11	
UHL:	36 Brant Blackned 99-00	UHL:	30 Eric Labelle 04-05	
Alumni	GOALS/DEFENSE		HIGHEST +/-	
	ALL-TIME:	20 Jeremy Rebek 02-03	ALL-TIME:	+34 Luke Fritshaw 06-07
	AHL:	12 Adam Clendening 13-14	AHL:	+30 Stephen Johns 14-15
Season Recaps	UHL:	20 Jeremy Rebek 02-03	UHL:	+34 Luke Fritshaw 06-07
	ASSISTS		LOWEST +/-	
	ALL-TIME:	73 Jason Firth 99-00	ALL-TIME:	-44 Steve Cygan 03-04
AHL:	67 Martin St. Pierre 07-08	AHL:	-27 Erik Gustafsson 16-17	
UHL:	73 Jason Firth 99-10	UHL:	-44 Steve Cygan 03-04	
Opponents	ASSISTS/CENTER		MOST SHOOTOUT GOALS	
	ALL-TIME:	73 Jason Firth 99-00	ALL-TIME:	12 Jeff Dacosta 00-01
	AHL:	67 Martin St. Pierre 07-08	AHL:	8 Tim Brent 08-09
UHL:	73 Jason Firth 99-00	UHL:	12 Jeff Dacosta 00-01	
ASSISTS/RIGHT WING		MOST SHOOTOUT OPPORTUNITIES		
ALL-TIME:	53 J.F. Dufour 04-05	ALL-TIME:	20 Tim Brent 08-09	
AHL:	33 David Gust 22-23	AHL:	20 Tim Brent 08-09	
UHL:	53 J.F. Dufour 04-05	UHL:	19 Steve Cygan 02-03	
ASSISTS/LEFT WING		HIGHEST SHOOTING PERCENTAGE		
ALL-TIME:	52 Jason Notermann 05-06	ALL-TIME:	23.1% Robin Big Snake 05-06	
AHL:	36 Lukas Reichel 21-22	AHL:	22.2% Josiah Slavin 21-22	
UHL:	52 Jason Notermann 05-06	UHL:	22.2% Garrett Mitchell 21-22	
ASSISTS/DEFENSE		UHL:	23.1% Robin Big Snake 05-06	
ALL-TIME:	47 Adam Clendening 13-14	MOST GAME-WINNING GOALS		
AHL:	47 Adam Clendening 13-14	ALL-TIME:	8 Ben Smith 12-13	
UHL:	39 Jeremy Rebek 02-03	AHL:	8 Ben Smith 12-13	
POINTS		UHL:	6 several	
ALL-TIME:	110 Jason Firth 99-00			
AHL:	88 Martin St. Pierre 07-08			
UHL:	110 Jason Firth 99-00			

INDIVIDUAL SINGLE SEASON RECORDS

SKATER RECORDS:

MOST POWER-PLAY GOALS

ALL-TIME:	25 Troy Brouwer	07-08
AHL:	25 Troy Brouwer	07-08
UHL:	17 Preston Mizzi	05-06

MOST POWER-PLAY GOALS/DEFENSE

ALL-TIME:	7 Nathan Lutz	06-07
AHL:	6 Adam Clendening	12-13
UHL:	7 Nathan Lutz	06-07

MOST POWER PLAY ASSISTS

ALL-TIME:	33 Martin St. Pierre	07-08
AHL:	33 Martin St. Pierre	07-08
UHL:	24 Nathan Lutz	06-07

MOST POWER-PLAY ASSISTS/DEFENSE

ALL-TIME:	24 Nathan Lutz	06-07
AHL:	19 Ville Pokka	15-16
UHL:	24 Nathan Lutz	06-07

MOST POWER-PLAY POINTS

ALL-TIME:	41 Martin St. Pierre	07-08
AHL:	41 Martin St. Pierre	07-08
UHL:	35 Jason Notermann	05-06

MOST POWER-PLAY POINTS/DEFENSE

ALL-TIME:	31 Nathan Lutz	06-07
AHL:	24 Ville Pokka	15-16
UHL:	31 Nathan Lutz	06-07

MOST SHORTHANDED GOALS

ALL-TIME:	4 Tim Brent	08-09
	4 Preston Mizzi	06-07
AHL:	4 Tim Brent	08-09
UHL:	4 Preston Mizzi	06-07

MOST SHORT-HANDED ASSISTS

ALL-TIME:	5 Kelly Miller	03-04
AHL:	3 Jake Dowell	16-17
	3 Stephen Johns	14-15
UHL:	5 Kelly Miller	03-04

MOST SHORT-HANDED POINTS

ALL-TIME:	7 Kelly Miller	03-04
	7 Jason Firth	99-00
AHL:	4 Jeremy Morin	12-13
UHL:	7 Kelly Miller	03-04
	7 Jason Firth	99-00

MULTI-POINT GAMES

ALL-TIME:	29 Jason Firth	99-00
AHL:	21 Martin St. Pierre	07-08
	21 Petri Kontiola	07-08
UHL:	29 Jason Firth	99-00

MULTI-GOAL GAMES

ALL-TIME:	8 Preston Mizzi	05-06
AHL:	7 Jimmy Hayes	12-13
UHL:	8 Preston Mizzi	05-06

HAT TRICKS

ALL-TIME:	3 Brant Blackned	99-00
AHL:	2 David Gust	22-23
	2 Matthew Highmore	17-18
	2 Garret Ross	14-15
	2 Pascal Pelletier	08-09
UHL:	3 Brant Blackned	99-00

Team Info

Hockey Ops

2022-23 Recap

Records

Playoff Records

Team History

Alumni

Season Recaps

Opponents

ALL-TIME ICEHOGS ROOKIE RECORDS

REGULAR SEASON:

Team Info	GAMES		POINTS		
ALL-TIME:	80	Miguel Lafleche	04-05	72 Yannick Tifu	05-06
	80	Steve Pelletier	04-05	72 Steve Cygan	02-03
	78	Brian Connelly	09-10	60 Steve Yetman	05-06
AHL:	78	Brian Connelly	09-10	57 Lukas Reichel	21-22
	77	Kyle Hagel	10-11	51 Vince Hinostroza	15-16
	76	Drew LeBlanc	13-14	46 Adam Clendening	12-13
UHL:	76	Mark McNeill	13-14	72 Yannick Tifu	05-06
	80	Miguel Lafleche	04-05	72 Steve Cygan	02-03
	80	Steve Pelletier	04-05	60 Steve Yetman	05-06
	76	Steve Cygan	02-03		
2022-23 Recap	GOALS		HIGHEST +/-		
ALL-TIME:	27	Robin Big Snake	05-06	+34 Luke Fritshaw	06-07
	27	Steve Cygan	02-03	+31 Matt Gens	05-06
	23	Yannick Tifu	05-06	+30 Stephen Johns	14-15
AHL:	24	Matthew Highmore	17-18	+30 Stephen Johns	14-15
	21	Lukas Reichel	21-22	+18 Josiah Slavin	21-22
	20	Tanner Kero	15-16	+17 Adam Clendening	12-13
UHL:	27	Robin Big Snake	05-06	+34 Luke Fritshaw	06-07
	27	Steve Cygan	02-03	+31 Matt Gens	05-06
	23	Yannick Tifu	05-06	+23 Dan Boeser	05-06
			+23 Steve Pelletier	04-05	
Records	ASSISTS		PENALTY MINUTES		
ALL-TIME:	49	Yannick Tifu	05-06	423 Robin Big Snake	05-06
	45	Steve Cygan	02-03	248 Chaz Johnson	05-06
	41	Steve Yetman	05-06	245 Kyle Hagel	10-11
AHL:	37	Adam Clendening	12-13	245 Kyle Hagel	10-11
	36	Lukas Reichel	21-22	163 Kyle Beach	10-11
	33	Vince Hinostroza	15-16	115 Brandon Bollig	10-11
UHL:	49	Yannick Tifu	05-06	423 Robin Big Snake	05-06
	45	Steve Cygan	02-03	248 Chaz Johnson	05-06
	41	Steve Yetman	05-06	190 Ernie Thorp	01-02

ALL-TIME ROOKIE DEFENSEMAN RECORDS

REGULAR SEASON:

Team History	GOALS		POINTS		
ALL-TIME:	9	Lucas Carlsson	18-19	35 Brian Connelly	09-10
	9	Adam Clendening	12-13	33 Lucas Carlsson	18-19
	8	Ville Pokka	14-15	24 B. Christopherson	01-02
AHL:	9	Lucas Carlsson	18-19	24 Evgeny Krivomaz	99-00
	9	Adam Clendening	12-13		
	8	Ville Pokka	14-15		
UHL:	6	Luke Fritshaw	06-07		
	6	Nick Angell	02-03		
	5	Several			
Alumni	ASSISTS		HIGHEST +/-		
ALL-TIME:	37	Adam Clendening	12-13	+34 Luke Fritshaw	06-07
	32	Matt Gens	06-07	+31 Matt Gens	05-06
	31	Brian Connelly	09-10	+30 Stephen Johns	14-15
AHL:	37	Adam Clendening	12-13	+30 Stephen Johns	14-15
	31	Brian Connelly	09-10	+17 Adam Clendening	12-13
	27	Shawn Lalonde	10-11	+12 Alex Vlasic	22-23
UHL:	32	Matt Gens	06-07	+34 Luke Fritshaw	06-07
	22	Ben Christopherson	01-02	+31 Matt Gens	05-06
	19	Evgeny Krivomaz	99-00	+23 Dan Boeser	05-06
			+23 Steve Pelletier	04-05	
Season Recaps	POINTS		PENALTY MINUTES		
ALL-TIME:	46	Adam Clendening	12-13	190 Ernie Thorp	01-02
	35	Brian Connelly	09-10	180 Luke Fritshaw	06-07
	33	Lucas Carlsson	18-19	137 Alex Makombo	99-00
AHL:	46	Adam Clendening	12-13	77 Mike Brennan	08-09
				76 Shawn Lalonde	10-11
				76 Ryan Stanton	10-11
UHL:				190 Ernie Thorp	01-02
				180 Luke Fritshaw	06-07
				137 Alex Makombo	99-00

GOALTENDING SINGLE SEASON RECORDS

GOALTENDER RECORDS:

MOST GAMES PLAYED		
ALL-TIME:	66 Michael Robinson	04-05
AHL:	55 Corey Crawford	07-08
UHL:	66 Michael Robinson	04-05

MOST MINUTES PLAYED		
ALL-TIME:	3,816:35 Michael Robinson	04-05
AHL:	3,027:36 Corey Crawford	07-08
UHL:	3,816:35 Michael Robinson	04-05

MOST SAVES		
ALL-TIME:	1,915 J.F. Rivard	99-00
AHL:	1,388 Corey Crawford	07-08
UHL:	1,915 J.F. Rivard	99-00

LOWEST GOALS AGAINST AVERAGE		
ALL-TIME:	2.20 Scott Darling	14-15
AHL:	2.20 Scott Darling	14-15
UHL:	2.30 Frederic Cloutier	06-07

HIGHEST SAVE PERCENTAGE		
ALL-TIME:	.927 Scott Darling	14-15
AHL:	.927 Scott Darling	14-15
UHL:	.921 Frederic Cloutier	06-07

MOST WINS		
ALL-TIME:	39 Frederic Cloutier	06-07
AHL:	29 Corey Crawford	07-08
UHL:	39 Frederic Cloutier	06-07

MOST LOSSES		
ALL-TIME:	34 Ronnie Vogel	03-04
AHL:	22 Carter Hutton	12-13
UHL:	34 Ronnie Vogel	03-04

MOST SHOOTOUT LOSSES		
ALL-TIME:	9 Michael Robinson	04-05
AHL:	5 Corey Crawford	07-08
UHL:	9 Michael Robinson	04-05

MOST SHOOTOUT WINS		
ALL-TIME:	9 Ronnie Vogel	03-04
	9 Brant Nicklin	02-03
	9 J.F. Rivard	99-00
AHL:	6 Antti Niemi	08-09
UHL:	9 Ronnie Vogel	03-04
	9 Brant Nicklin	02-03
	9 J.F. Rivard	99-00

MOST SHOOTOUT SAVES		
ALL-TIME:	60 J.F. Rivard	99-00
AHL:	50 Corey Crawford	07-08
UHL:	60 J.F. Rivard	99-00

HIGHEST SHOOTOUT SAVE PERCENTAGE		
ALL-TIME:	.850 Ronnie Vogel	03-04
AHL:	.917 Jeff Glass	17-18
UHL:	.850 Ronnie Vogel	03-04

SHOOTOUT WIN PERCENTAGE		
ALL-TIME:	1.000 Arvid Soderblom (4-0)	21-22
	1.000 Lars Johansson (4-0)	16-17
AHL:	1.000 Lars Johansson (4-0)	16-17
	1.000 Arvid Soderblom (4-0)	21-22

UHL:	.818 Ronnie Vogel (9-2)	03-04
------	-------------------------	-------

MOST SHUTOUTS		
ALL-TIME:	7 Michael Robinson	04-05
AHL:	5 Michael Leighton	14-15, 15-16
UHL:	7 Michael Robinson	04-05

MOST POINTS		
ALL-TIME:	5 Ronnie Vogel	05-06
AHL:	3 Corey Crawford	07-08
	3 Wade Flaherty	07-08
UHL:	5 Ronnie Vogel	05-06

MOST GOALS		
ALL-TIME:	1 Michael Robinson	04-05
AHL:	1 Colin Delia	21-22
UHL:	1 Michael Robinson	04-05

MOST ASSISTS		
ALL-TIME:	5 Ronnie Vogel	05-06
AHL:	3 Corey Crawford	07-08
	3 Wade Flaherty	07-08
UHL:	5 Ronnie Vogel	05-06

MOST POWER-PLAY POINTS		
ALL-TIME:	3 Ronnie Vogel	05-06
	3 Ronnie Vogel	03-04
AHL:	1 Carter Hutton	12-13, 11-12
	1 Corey Crawford	08-09
UHL:	3 Ronnie Vogel	05-06
	3 Ronnie Vogel	03-04

MOST POWER-PLAY ASSISTS		
ALL-TIME:	3 Ronnie Vogel	05-06
	3 Ronnie Vogel	03-04
AHL:	1 Several Tied	
Last:	Colin Delia	19-20
UHL:	3 Ronnie Vogel	05-06
	3 Ronnie Vogel	03-04

MOST SHORTHANDED ASSISTS		
ALL-TIME:	1 Ronnie Vogel	05-06
AHL:	1 Carter Hutton	11-12
UHL:	1 Ronnie Vogel	05-06

MOST MULTI-POINT GAMES		
ALL-TIME:	1 Ronnie Vogel	05-06
AHL:		
UHL:	1 Ronnie Vogel	05-06

MOST PENALTY MINUTES		
ALL-TIME:	41 Michael Robinson	04-05
AHL:	19 Matt Tomkins	19-20*
UHL:	41 Michael Robinson	04-05

Team Info

Hockey Ops

2022-23 Recap

Records

Playoff Records

Team History

Alumni

Season Recaps

Opponents

ROOKIE GOALTENDER SEASON RECORDS

GOALTENDER RECORDS:

Team Info
Hockey Ops
2022-23 Recap
Records
Playoff Records
Team History
Alumni
Season Recaps
Opponents

MOST GAMES

ALL-TIME:	44 Alec Richards	10-11
AHL:	44 Alec Richards	10-11
UHL:	22 Paul Schonfelder	03-04

MOST MINUTES PLAYED

ALL-TIME:	2,369 Alec Richards	10-11
AHL:	2,369 Alec Richards	10-11
UHL:	1,015 Paul Schonfelder	03-04

MOST SAVES

ALL-TIME:	1187 Arvid Soderblom	21-22
AHL:	1187 Arvid Soderblom	21-22
UHL:	558 Paul Schonfelder	03-04

MOST WINS

ALL-TIME:	21 Arvid Soderblom	21-22
AHL:	21 Arvid Soderblom	21-22
UHL:	6 Mike Corriea	99-00

MOST LOSSES

ALL-TIME:	18 Alec Richards	10-11
AHL:	18 Alec Richards	10-11
UHL:	9 Paul Schonfelder	03-04

MOST SHOOTOUT WINS

ALL-TIME:	4 Arvid Soderblom	21-22
AHL:	4 Arvid Soderblom	21-22
UHL:	2 Several tied	

MOST SHOOTOUT LOSSES

ALL-TIME:	3 Paul Schonfelder	03-04
AHL:	2 Collin Delia	17-18
UHL:	3 Paul Schonfelder	03-04

LOWEST GAA

ALL-TIME:	2.50 Kevin Lankinen	18-19
AHL:	2.50 Kevin Lankinen	18-19
UHL:	3.56 Paul Schonfelder	03-04

HIGHEST SAVE PERCENTAGE

ALL-TIME:	.917 Arvid Soderblom	21-22
AHL:	.917 Arvid Soderblom	21-22
UHL:	.887 Mike Corriea	99-00

MOST SHUTOUTS

ALL-TIME:	2 Several Tied	
Last:	2 Arvid Soderblom	21-22
AHL:	2 Several Tied	
Last:	2 Arvid Soderblom	21-22
UHL:	2 Brendan Cuthbert	05-06

TEAM SINGLE GAME RECORDS

REGULAR SEASON:

MOST GOALS SCORED
 ALL-TIME: 10 2/3/07 at Muskegon (10-4 W)
 10 3/8/06 at Elmira (10-3 W)
 10 2/5/00 at Muskegon (10-7 W)
 AHL: 9 4/19/13 at San Antonio (9-4 W)
 UHL: 9 2/13/07 at Muskegon (10-4 W)
 10 3/8/06 at Elmira (10-3 W)
 10 2/5/00 at Muskegon (10-7 W)

MOST GOALS ALLOWED
 ALL-TIME: 11 1/19/13 vs. Grand Rapids (6-11 L)
 AHL: 11 1/19/13 vs. Grand Rapids (6-11 L)
 UHL: 10 4/1/04 vs. Port Huron (6-10 L)
 10 12/10/99 vs. Quad City (5-10 L)
 10 3/22/00 vs. Flint (0-10 L)

MOST GOALS BOTH TEAMS
 ALL-TIME: 17 1/19/13 vs. Grand Rapids (6-11 L)
 17 2/5/00 at Muskegon (10-7 W)
 AHL: 17 1/19/13 vs. Grand Rapids (6-11 L)
 UHL: 17 2/5/00 at Muskegon (10-7 W)

MOST GOALS SCORED/PERIOD
 ALL-TIME: 6 3/30/07 vs Elmira, 3rd Per. (8-1 W)
 6 3/8/06 vs. Elmira, 2nd Per. (10-2 W)
 AHL: 5 Several, Last: 10/29/22 vs. Belleville, 2nd Per. (8-2 W)
 UHL: 6 3/30/07 vs Elmira, 3rd Per. (8-1 W)
 6 3/8/06 vs. Elmira, 2nd Per. (10-2 W)

MOST GOALS ALLOWED/PERIOD
 ALL-TIME: 6 3/3/20 vs. Grand Rapids, 2nd Per. (4-9 L)
 AHL: 6 3/3/20 vs. Grand Rapids, 2nd Per. (4-9 L)
 UHL: 5 Several tied

MOST GOALS/PERIOD, BOTH TEAMS
 ALL-TIME: 8 3/8/06 vs. Elmira, 2nd Period Rockford 6-Elmira 2; 10-3 W
 8 12/3/03 vs Port Huron, 3rd Per. Rockford 5-Port Huron 3; 7-4 W
 AHL: 7 Several, Last: 3/3/20 vs. Grand Rapids, 2nd Per. (4-9 L)
 UHL: 8 3/8/06 vs. Elmira, 2nd Period Rockford 6-Elmira 2; 10-3 W
 8 12/3/03 vs Port Huron, 3rd Per. Rockford 5-Port Huron 3; 7-4 W

MOST POWER-PLAY GOALS FOR
 ALL-TIME: 5 4/19/14 vs. Charlotte, 7-3 W (5-6)
 5 11/11/07 vs SAN, 8-3 W (5-14)
 5 3/14/07 vs. Quad City, 8-1 W (5-7)
 AHL: 5 4/19/14 vs. Charlotte, 7-3 W (5-6)
 5 11/11/07 vs SAN, 8-3 W (5-14)
 UHL: 5 3/14/07 vs. Quad City, 8-1 W (5-7)

MOST POWER-PLAY GOALS AGAINST
 ALL-TIME: 6 3/2/11 vs. Houston, 1-8 L (6-12)
 AHL: 6 3/2/11 vs. Houston, 1-8 L (6-12)
 UHL: 5 10/27/06 vs. Fort Wayne 3-7 L

MOST POWER-PLAY OPPORTUNITIES
 ALL-TIME: 17 10/6/07 vs. Quad City, 1-5 L (11-17)
 AHL: 17 10/6/07 vs. Quad City, 1-5 L (11-17)
 UHL: 15 10/21/06 vs. Bloomington, 5-3 W (3-15)

MOST POWER-PLAY OPP. AGAINST
 ALL-TIME: 15 12/06/06 vs Port Huron, 5-1 W (0-15)
 AHL: 12 3/2/11 vs. Houston, 1-8 L (6-12)
 12 2/8/08 vs Houston, 1-8 L (5-12)
 UHL: 15 12/06/06 vs Port Huron, 5-1 W (0-15)

MOST POWER PLAYS COMBINED
 ALL-TIME: 28 10/6/07 vs. Quad City, 1-5 L (17-11)
 AHL: 28 10/6/07 vs. Quad City, 1-5 L (17-11)
 UHL: 26 12/06/06 vs Port Huron, 5-1 W (11-15)

MOST SHORTHANDED GOALS FOR
 ALL-TIME: 3 11/5/99 vs. Asheville (7-0 W)
 AHL: 2 4/9/11 vs Grand Rapids (4-2 W)
 2 12/27/09 vs. Chicago (6-4 W)
 UHL: 3 11/5/99 vs. Asheville (7-0 W)

MOST SHORTHANDED GOALS AGAINST
 ALL-TIME: 4 2/22/02 vs. Quad City (3-8 L)
 AHL: 3 4/8/09 vs. Quad City (2-5 L)
 UHL: 4 2/22/02 vs. Quad City (3-8 L)

FASTEST GOAL, START OF A GAME
 ALL-TIME: :06 2/6/00 vs. Madison, Derek Landmesser
 AHL: :20 1/30/09 vs. Manitoba, Tim Brent
 UHL: :06 2/6/00 vs. Madison, Derrek Landmesser

FASTEST GOAL ALLOWED, START OF GAME
 ALL-TIME: :08 3/24/16 vs. Lake Erie, Lukas Sedlak
 AHL: :08 3/24/16 vs. Lake Erie, Lukas Sedlak
 UHL: :14 3/24/04 vs. Quad City, Jeff Williams

FASTEST GOAL, START OF A PERIOD
 ALL-TIME: :06 2/6/00 vs. Madison
 Derek Landmesser, 1st Per.
 AHL: :09 2/22/21 vs. Cleveland,
 Mitch Fossier, 3rd Per.
 UHL: :06 2/6/00 vs. Madison
 Derek Landmesser, 1st Per.

FASTEST GOAL ALLOWED, START OF PER.
 ALL-TIME: :07 12/5/07 vs SYR, Adam Pineault, 3rd
 AHL: :07 12/5/07 vs SYR, Adam Pineault, 3rd
 UHL: :14 3/24/04 vs. Quad City, Jeff Williams, 1st

FASTEST GOAL, OVERTIME
 AHL: :45 2/17/23 vs. Texas, Alex Vlasic

FASTEST GOAL ALLOWED, OVERTIME
 AHL: :11 3/4/11 vs. Lake Erie, Matthew Ford

LARGEST MARGIN OF VICTORY (GOALS)
 ALL-TIME: 8 1/7/22 vs. Chicago (8-0 W)
 8 3/8/06 vs. Elmira (10-2 W)
 8 10/28/05 vs. Missouri (9-1 W)
 AHL: 8 1/7/22 vs. Chicago (8-0 W)
 UHL: 8 3/8/06 vs. Elmira (10-2 W)
 8 10/28/05 vs. Missouri (9-1 W)

LARGEST MARGIN OF VICTORY, HOME
 ALL-TIME: 8 1/7/22 vs. Chicago (8-0 W)
 8 10/28/05 vs. Missouri (9-1 W)
 AHL: 8 1/7/22 vs. Chicago (8-0 W)
 UHL: 8 10/28/05 vs. Missouri (9-1 W)

LARGEST MARGIN OF VICTORY, ROAD
 ALL-TIME: 8 3/8/06 vs. Elmira (10-2 W)
 AHL: 5 Several, Last: 4/27/22 at Iowa (6-1 W)
 UHL: 8 3/8/06 vs. Elmira (10-2 W)

LARGEST MARGIN OF DEFEAT (GOALS)
 ALL-TIME: 10 3/2/00 vs. Flint (0-10 L)
 AHL: 8 2/5/16 vs. Grand Rapids (1-9 L)
 UHL: 10 3/22/00 vs. Flint (0-10 L)

LARGEST MARGIN OF DEFEAT, HOME
 ALL-TIME: 9 11/16/01 vs. Quad City (0-9 L)
 AHL: 8 2/5/16 vs. Grand Rapids (1-9 L)
 UHL: 9 11/16/01 vs. Quad City (0-9 L)

LARGEST MARGIN OF DEFEAT, ROAD
 ALL-TIME: 10 3/2/00 vs. Flint (0-10 L)
 AHL: 7 10/10/15 vs. Stockton (0-7 L)
 7 4/1/11 vs. Oklahoma City (0-7 L)
 7 3/2/11 vs. Houston (1-8 L)
 UHL: 10 3/22/00 vs. Flint (0-10 L)

MOST ICEHOGS PENALTY MINUTES
 ALL-TIME: 139 1/19/13 vs. Grand Rapids (6-11 L)
 AHL: 139 1/19/13 vs. Grand Rapids (6-11 L)
 UHL: 108 3/9/07 vs. Muskegon (1-4 L)

MOST OPPONENT PENALTY MINUTES
 ALL-TIME: 117 3/2/08 vs. Providence (5-1 W)
 AHL: 117 3/2/08 vs. Providence (5-1 W)
 UHL: 108 3/9/07 vs. Muskegon (1-4 L)

MOST COMBINED PENALTY MINUTES
 ALL-TIME: 230 1/19/13 vs. Grand Rapids 6-11 L
 Rockford-139, Grand Rapids-91
 AHL: 230 1/19/13 vs. Grand Rapids 6-11 L
 Rockford-139, Grand Rapids-91
 UHL: 210 3/9/07 vs. Muskegon, 1-4 L
 Rockford 108, Muskegon 102

FEWEST PENALTY MINUTES
 ALL-TIME: 0 Several Tied
 AHL: 0 11/6/21 vs. Grand Rapids (1-2 L)
 0 12/19 vs. Milwaukee (1-2 L)
 UHL: 0 3/27/02 vs. Kalamazoo (4-2 SOW)

FEWEST OPPONENT PENALTY MINUTES
 ALL-TIME: 0 Several tied
 AHL: 0 4/17/22 at Manitoba (2-3 L)
 0 1/16/18 vs. Cleveland (3-4 SOL)
 0 11/6/16 at Iowa (1-2 OTL)
 UHL: 0 Several tied

FEWEST COMBINED PENALTY MINUTES
 ALL-TIME: 0 3/27/02 vs. Kalamazoo (4-2 SOW)
 AHL: 2 4/16/22 at Manitoba (2-3 L)
 UHL: 0 3/27/02 vs. Kalamazoo (4-2 SOW)

MOST SHOTS FOR/GAME
 ALL-TIME: 58 4/12/13 vs. Chicago (7-3 W)
 AHL: 58 4/12/13 vs. Chicago (7-3 W)
 UHL: 54 3/16/02 vs. Knoxville (8-2 W)

MOST SHOTS AGAINST/GAME
 ALL-TIME: 63 3/6/04 @ Kalamazoo (3-4 L)
 63 11/17/00 vs. Quad City (4-3 SOL)
 AHL: 56 10/5/13 at San Antonio (1-3 L)
 UHL: 63 3/6/04 @ Kalamazoo (3-4 L)
 63 11/17/00 vs. Quad City (4-3 SOL)

MOST SHOTS COMBINED/GAME
 ALL-TIME: 101 4/20/13 @ Texas, 5-3 W
 (Rockford-54, Texas-47)
 101 12/31/00 vs. Kalamazoo, 3-7 L
 (Rockford 47, Kalamazoo 54)
 AHL: 101 4/20/13 @ Texas, 5-3 W
 (Rockford-54, Texas-47)
 UHL: 101 12/31/00 vs. Kalamazoo, 3-7 L
 (Rockford 47, Kalamazoo 54)

MOST SHOTS FOR/PERIOD
 ALL-TIME: 28 3/3/07 vs. Quad City, 2nd Per. (4-3 SOW)
 AHL: 25 several times, Last: 1/17/17 at Chi-cago, 2nd Per. (2-7 L)
 UHL: 28 3/3/07 vs. Quad City, 2nd Per. (4-3 SOW)

MOST SHOTS AGAINST/PERIOD
 ALL-TIME: 27 3/6/04 @ Kalamazoo, 3rd Per. (3-4 L)
 AHL: 26 12/29/19 at Chicago, 1st (2-1 OTL)
 UHL: 27 3/6/04 @ Kalamazoo, 3rd Per. (3-4 L)

MOST SHOTS COMBINED/PERIOD
 ALL-TIME: 39 4/20/13 @ Texas, 3rd Per. (5-3 W, RFD-18, TEX-21)
 39 4/12/13 vs. Chicago, 2nd Per. (7-3 W, RFD-25, CHI-14)
 AHL: 39 4/20/13 @ Texas, 3rd Per. (5-3 W, RFD-18, TEX-21)
 39 4/12/13 vs. Chicago, 2nd Per. (7-3 W, RFD-25, CHI-14)
 UHL: 38 3/3/07 vs. QC, 2nd Per. (4-3 SOW, RFD-28, QC-10)

LEAST SHOTS FOR/GAME
 ALL-TIME: 13 2/18/21 vs. Grand Rapids (1-3 L)
 10/16/11 @ Abbotsford (3-2 W)
 AHL: 13 2/18/21 vs. Grand Rapids (1-3 L)
 10/16/11 @ Abbotsford (3-2 W)
 UHL: 16 Several tied

LEAST SHOTS AGAINST/GAME
 ALL-TIME: 11 2/19/06 @ Port Huron (5-0 W)
 11 10/1/02 vs. Fort Wayne (4-2 W)
 AHL: 12 3/2/18 @ Milwaukee (1-4 L)
 UHL: 11 2/19/06 @ Port Huron (5-0 W)
 11 10/1/02 vs. Fort Wayne (4-2 W)

LEAST SHOTS COMBINED/GAME
 ALL-TIME: 35 10/11/02 vs. Fort Wayne, 5-2 W
 (Rockford 24, Fort Wayne 11)
 AHL: 36 11/17/18 @ San Antonio, 2-1 L
 (Rockford 15, San Antonio 21)
 UHL: 35 10/11/02 vs. Fort Wayne, 5-2 W
 (Rockford 24, Fort Wayne 11)

LEAST SHOTS FOR, IN A PERIOD
 ALL-TIME: 0 3/22/00 @ Flint, 1st Per. (0-10 L)
 AHL: 0 4/1/23 at Chicago, 1st Per. (0-3 L)
 UHL: 0 3/22/00 @ Flint, 1st Per. (0-10 L)

LEAST SHOTS AGAINST/PERIOD
 ALL-TIME: 1 Several tied; Last - 12/23/22 at Chi-cago, 3rd Per., (2-3 L)
 AHL: 1 Several tied; Last - 12/23/22 at Chi-cago, 3rd Per., (2-3 L)
 UHL: 1 Several tied

Team Info

Hockey Ops

2022-23 Recap

Records

Playoff Records

Team History

Alumni

Season Recaps

Opponents

TEAM SINGLE GAME RECORDS

REGULAR SEASON:

LEAST SHOTS COMBINED/PERIOD

ALL-TIME: 6 3/23/09 @ Peoria, 1st Per.
(2-6 L, Rockford 4, Peoria 2)
6 3/12/06 @ Roanoke 1st Per.
(7-3 W, Rockford 5, Roanoke 1)
AHL: 6 3/23/09 @ Peoria, 1st Per.
(2-6 L, Rockford 4, Peoria 2)
UHL: 6 3/12/06 @ Roanoke 1st Per.
(7-3 W, Rockford 5, Roanoke 1)

MOST OPPONENT SHOOTOUT ATTEMPTS

ALL-TIME: 15 2/11/23 vs. Milwaukee
3-4 SOL (3-15)
AHL: 15 2/11/23 vs. Milwaukee
3-4 SOL (3-15)
UHL: 13 3/12/07 @ Kalamazoo
2-1 SOW (1-13)

MOST OPPONENT SHOOTOUT GOALS

ALL-TIME: 5 3/12/03 vs Flint (3-4 SOL)
AHL: 4 2/14/14 vs. Chicago (4-5 SOL)
4 12/1/07 @ Manchester (2-3 SOL)
UHL: 5 3/12/03 vs Flint (3-4 SOL)

HIGHEST ATTENDANCE

ALL-TIME: 7,420 3/29/02 vs Quad City (4-5 L)
AHL: 6,616 2/16/08 vs Chicago (1-4 L)
UHL: 7,420 3/29/02 vs Quad City (4-5 L)

MOST SHOOTOUT ATTEMPTS

ALL-TIME: 15 2/11/23 vs. Milwaukee
3-4 SOL (2-15)
AHL: 15 2/11/23 vs. Milwaukee
3-4 SOL (2-15)
UHL: 13 3/12/07 @ Kalamazoo
2-1 SOW (2-13)

MOST SHOOTOUT GOALS

ALL-TIME: 5 3/27/02 vs Kalamazoo (4-3 SOW)
AHL: 4 10/17/09 vs Peoria (3-4 SOL)
UHL: 5 3/27/02 vs Kalamazoo (4-3 SOW)

LOWEST ATTENDANCE

ALL-TIME: 1,327 2/2/22* vs. Milwaukee (1-2 L)
AHL: 1,327 2/2/22* vs. Milwaukee (1-2 L)
UHL: 1,839 3/14/05 vs Kansas City (5-2 W)

INDIVIDUAL SINGLE GAME RECORDS

REGULAR SEASON:

GOALS

ALL-TIME: 4 Several Tied
AHL: 4 Pascal Pelletier 11/26/08 vs. San Antonio
UHL: 4 Robin Big Snake 2/3/07 at Muskegon
4 Preston Mizzi 3/9/06 vs. Muskegon

GOALS/DEFENSE

ALL-TIME: 3 Several Tied
AHL: 3 James Wisniewski 12/13/08 vs. Chicago
UHL: 3 Barry McKinlay 11/5/99 at Asheville

GOALS/ROOKIE

ALL-TIME: 3 Several tied
AHL: 3 Several, Last: Jacob Nilsson 1/6/19 at Iowa
UHL: 3 Several tied

ASSISTS

ALL-TIME: 6 Jason Firth 11/5/99 at Asheville
AHL: 5 Brandon Pirri 4/12/13 vs. Chicago
UHL: 6 Jason Firth 11/5/99 at Asheville

ASSISTS/DEFENSE

ALL-TIME: 4 Brian Connelly 11/23/11 vs. San Antonio
AHL: 4 Klas Dahlbeck 1/11/14 vs. Lake Erie
4 Brian Connelly 11/23/11 vs. San Antonio
UHL: 3 Several tied

ASSISTS/ROOKIE

ALL-TIME: 4 Steve Cygan 11/6/02 vs. Kalamazoo
4 Peter Cava 2/5/00 at Muskegon
AHL: 3 Several, Last: Erik Gustafsson 12/2/15 at Texas
UHL: 4 Steve Cygan 11/6/02 vs. Kalamazoo
4 Peter Cava 2/5/00 at Muskegon

POINTS

ALL-TIME: 6 Several Tied
AHL: 6 Brandon Pirri 4/12/13 vs. Chicago (1g-5a)
UHL: 6 Oliver Proulx 3/8/06 at Elmira (1g-5a)
6 Jason Firth 11/5/99 at Asheville (6a)

POINTS/DEFENSE

ALL-TIME: 4 Several Tied
AHL: 4 Several, Last: Erik Gustafsson 12/2/15 at Texas (1g-3a)
UHL: 4 Nathan Lutz 11/11/05 vs. Flint (2g-2a)

POINTS/ROOKIE

ALL-TIME: 5 Maris Ziedins 3/27/04 at Missouri
AHL: 4 Will Pelletier 4/1/17 vs. Grand Rapids (2g-2a)
4 Erik Gustafsson 12/2/15 at Texas (1g-3a)
4 Jack Skille 3/9/08 vs. Iowa (3g-1a)
UHL: 5 Maris Ziedins 3/27/04 at Missouri

PENALTY MINUTES

ALL-TIME: 47 Several Tied
AHL: 47 Sean McMorrow 11/29/08 vs. Peoria
UHL: 47 Bruce Watson 3/26/06 vs. Danbury

POWER-PLAY GOALS

ALL-TIME: 2 Several tied
AHL: 2 Several tied
UHL: 2 Several tied

SHORTHANDED GOALS

ALL-TIME: 2 David Hoogsteen 10/26/01 vs. Asheville
2 Barry McKinlay 11/5/99 at Asheville
AHL: 1 Several tied
UHL: 2 David Hoogsteen 10/26/01 vs. Asheville
2 Barry McKinlay 11/5/99 at Asheville

HIGHEST +/-

ALL-TIME: +6 Shawn Lalonde 4/12/13 vs. Chicago
+6 Steve Cygan 1/8/03 vs. Muskegon
+6 Matt Loen 1/8/03 vs. Muskegon
+6 Erik Wendell 1/8/03 vs. Muskegon
AHL: +6 Shawn Lalonde 4/12/13 vs. Chicago
UHL: +6 Steve Cygan 1/8/03 vs. Muskegon
+6 Matt Loen 1/8/03 vs. Muskegon
+6 Erik Wendell 1/8/03 vs. Muskegon

LOWEST +/-

ALL-TIME: -7 Jason Firth 3/22/00 vs. Flint
AHL: -5 Jordan Hendry 4/12/08 at Chicago
UHL: -7 Jason Firth 3/22/00 vs. Flint

SHOTS

ALL-TIME: 13 Preston Mizzi 12/17/05 vs. Richmond
AHL: 12 Jack Skille 1/7/09 at Grand Rapids
UHL: 13 Preston Mizzi 12/17/05 vs. Grand Rapids

GOALTENDER SINGLE GAME RECORDS

SINGLE GAME RECORDS:

MOST SAVES IN A GAME

ALL-TIME:	60	J.F. Rivard	11/17/00 vs. Quad City (3-4 SOL)
AHL:	55	Kevin Lankinen	12/10/19 vs. Milwaukee (2-1 OTW)
UHL:	60	J.F. Rivard	11/17/00 vs. Quad City (3-4 SOL)

MOST SAVES IN A VICTORY

ALL-TIME:	55	Kevin Lankinen	12/10/19 vs. Milwaukee (2-1 OTW)
AHL:	49	Michael Leighton	12/8/15 at Texas (5-3 W)
UHL:	49	Ronnie Vogel	2/7/04 vs. Kalamazoo (5-4 W)

MOST SAVES IN A LOSS

ALL-TIME:	60	J.F. Rivard	11/17/00 vs. Quad City (3-4 SOL)
AHL:	51	Cale Morris	4/30/22 vs. Chicago (2-3 L)
UHL:	60	J.F. Rivard	11/17/00 vs. Quad City (3-4 SOL)

MOST SAVES IN A SHUTOUT

ALL-TIME:	43	Corey Crawford	3/13/09 @ San Antonio (3-0 W)
AHL:	43	Corey Crawford	3/13/09 @ San Antonio (3-0 W)
UHL:	42	Brendon Cuthbert	4/9/06 vs. Muskegon (8-0 W)

ROOKIE GOALTENDER RECORDS

MOST SAVES

ALL-TIME:	51	Cale Morris	4/30/22 vs. Chicago (2-3 L)
AHL:	51	Cale Morris	4/30/22 vs. Chicago (2-3 L)
UHL:	49	Kent Simpson	10/5/13 at San Antonio (1-3 L)

MOST SAVES IN A VICTORY

ALL-TIME:	45	Arvid Soderblom	10/30/21 at Texas (4-3 W)
AHL:	45	Arvid Soderblom	10/30/21 at Texas (4-3 W)
UHL:	43	Cale Morris	4/19/22 at Chicago (4-3 W)

MOST SAVES IN A LOSS

ALL-TIME:	51	Cale Morris	4/30/22 vs. Chicago (2-3 L)
AHL:	51	Cale Morris	4/30/22 vs. Chicago (2-3 L)
UHL:	45	Paul Schonfelder	1/24/04 @ Port Huron (2-3 L)

MOST SAVES IN A SHUTOUT

ALL-TIME:	42	Brendan Cuthbert	4/9/06 vs. Muskegon (8-0 W)
AHL:	36	Arvid Soderblom	1/29/22 at Chicago (1-0 SOW)
UHL:	42	Brendan Cuthbert	4/9/06 vs. Muskegon (8-0 W)

MOST SAVES IN A PERIOD

ALL-TIME:	27	Ronnie Vogel	3/6/04 vs. Kalamazoo (2-7 L)
AHL:	25	Kevin Lankinen	12/29/18 at Chicago (1-2 OTL)
UHL:	27	Ronnie Vogel	3/6/04 vs. Kalamazoo (2-7 L)

MOST SHOOTOUT SAVES

ALL-TIME:	12	Arvid Soderblom	2/11/23 vs. Milwaukee (1-2 SOL)
AHL:	12	Frederic Cloutier	3/10/07 at Kalamazoo (2-1 SOW)
AHL:	12	Arvid Soderblom	2/11/23 vs. Milwaukee (1-2 SOL)
UHL:	12	Frederic Cloutier	3/10/07 at Kalamazoo (2-1 SOW)

MOST SHOTS FACED

ALL-TIME:	63	J.F. Rivard	11/17/00 vs. Quad City (3-4 SOL)
AHL:	56	Kevin Lankinen	12/10/19 vs. Milwaukee (2-1 OTW)
UHL:	63	J.F. Rivard	11/17/00 vs. Quad City (3-4 SOL)

SINGLE GAME RECORDS:

MOST SAVES IN A PERIOD

ALL-TIME:	25	Kevin Lankinen	12/29/18 @ Chicago (2-1 OTL)
AHL:	25	Kevin Lankinen	12/29/18 @ Chicago (2-1 OTL)
UHL:	22	Paul Shonfelder	4/4/04 @ Flint (2-7 L)

MOST SHOOTOUT SAVES

ALL-TIME:	11	Mac Carruth	3/20/16 vs. Charlotte (2-1 SOW)
AHL:	11	Mac Carruth	3/20/16 vs. Charlotte (2-1 SOW)
UHL:	8	Jeff Harvey	12/4/04 @ Motor City (2-1 SOW)

MOST SHOTS FACED

ALL-TIME:	54	Cale Morris	4/30/22 vs. Chicago (2-3 L)
AHL:	54	Cale Morris	4/30/22 vs. Chicago (2-3 L)
UHL:	51	Paul Schonfelder	4/4/04 @ Flint (2-7 L)

Team Info

Hockey Ops

2022-23 Recap

Records

Playoff Records

Team History

Alumni

Season Recaps

Opponents

ALL-TIME ICEHOGS CAREER AHL RECORDS

Team Info	All-Time Leaders		Special Teams		Defensemen	
Team Info	Games		Shootout Attempts		Power-Play Points	
	1. Jake Dowell	340	1. Brandon Pirri	30	1. Adam Clendening	78
	2. Evan Brophrey	299	2. Petri Kontiola	23	2. Brandon Pirri	64
	3. Dan Davies	298	3. Tim Brent	20	3. Ville Pokka	62
	4. Ryan Stanton	280	4. Jack Skille	19	4. Brian Connelly	60
	5. Mark McNeill	273	5. Jeremy Morin	18	Jeremy Morin	60
	6. Adam Clendening	271	Pascal Pelletier	18	6. Martin St. Pierre	57
	7. Ville Pokka	266	7. Kris Versteeg	12	7. Petri Kontiola	56
	8. Viktor Svedberg	248			8. Mark McNeill	43
	9. Rob Klinkhammer	242			9. Lukas Reichel	43
10. Brandon Pirri	238			10. Jack Skille	41	
Hockey Ops			Game-Winning Goals		Defensemen Games	
			1. Brandon Pirri	15	1. Ryan Stanton	280
			2. Mark McNeill	13	2. Adam Clendening	271
			Ben Smith	13	3. Ville Pokka	266
			4. Jeremy Morin	12	4. Viktor Svedberg	248
			5. Jake Dowell	11	5. Brian Connelly	227
			6. Bryan Bickell	10	6. Shawn Lalonde	204
			7. Evan Brophrey	10	7. Klas Dahlbeck	194
			8. Jack Skille	10	8. Carl Dahlstrom	162
			9. Garret Ross	8	9. Dylan Olsen	152
2022-23 Recap	Points				Defensemen Points	
	1. Brandon Pirri	200			1. Adam Clendening	172
	2. Jeremy Morin	180			2. Brian Connelly	134
	3. Adam Clendening	172			3. Ville Pokka	127
	4. Mark McNeill	157			4. Ryan Stanton	78
	5. Martin St. Pierre	147			5. Viktor Svedberg	73
	6. Brian Connelly	134			6. Shawn Lalonde	70
	7. Jack Skille	128			7. Lucas Carlsson	62
	8. Ville Pokka	127			8. Erik Gustafsson	58
	9. Petri Kontiola	121			9. Isaaq Phillips	57
10. Bryan Bickell	115			Klas Dahlbeck	51	
Records			OT Game-Winning Goals		Defensemen Goals	
			1. Darren Raddysh	4	1. Adam Clendening	29
			Luke Johnson	3	2. Ville Pokka	28
			Dylan Sikura	3	3. Brian Connelly	24
			Dylan McLaughlin	3	4. Isaaq Phillips	18
			2. Brian Connelly	2	5. Lucas Carlsson	15
			P.C. Labrie	2	6. Klas Dahlbeck	15
			Peter Regis	2	7. Viktor Svedberg	14
			Brandon Pirri	2	8. Shawn Lalonde	13
			Ben Smith	2	9. Darren Raddysh	13
		Jeff Taffe	2	Cody Franson	13	
Playoff Records	Goals				Defensemen Assists	
	1. Jeremy Morin	90			1. Adam Clendening	143
	2. Brandon Pirri	79			2. Brian Connelly	110
	3. Mark McNeill	72			3. Ville Pokka	99
	4. Ben Smith	61			4. Ryan Stanton	66
	5. Jack Skille	59			5. Viktor Svedberg	59
	6. Bryan Bickell	56			6. Shawn Lalonde	57
	7. Brandon Mashinter	50			7. Lucas Carlsson	47
	8. Martin St. Pierre	47			8. Erik Gustafsson	47
	9. Dylan Sikura	45			9. Carl Dahlstrom	38
10. Evan Brophrey	44			10. Alec Regula	37	
		Shots on Goal				
		1. Jeremy Morin	783	Short-Handed Points		
		2. Brandon Pirri	676	1. Jake Dowell	10	
		3. Mark McNeill	635	2. Jeremy Morin	7	
		4. Jack Skille	629	Josiah Slavin	7	
		5. Adam Clendening	604	3. Mark McNeill	6	
		6. Rob Klinkhammer	505	4. Phillip Danault	5	
		7. Evan Brophrey	468	Matthew Highmore	5	
		8. Brian Connelly	462	5. Tim Brent	4	
		9. Bryan Bickell	439	Jake Dowell	4	
		10. Garret Ross	419	Stephen Johns	4	
				Jack Skille	4	
				Dylan McLaughlin	4	
Team History			Plus/Minus			
			1. Viktor Svedberg	+39	Short-Handed Goals	
			2. Klas Dahlbeck	+34	1. Jake Dowell	6
			3. Stephen Johns	+32	2. Jeremy Morin	5
			4. Ryan Hartman	+29	Josiah Slavin	5
			5. Jeremy Morin	+28	4. Tim Brent	4
			6. Garret Ross	+24	Mark McNeill	4
			7. Phillip Danault	+23	Tyler Sikura	4
			8. Ryan Stanton	+21	Phillip Danault	3
			9. Petri Kontiola	+20	Jack Skille	3
		Richard Petiot	+20	Chris Wilkie	3	
Alumni	Penalty Minutes				Defensemen PIMs	
	1. Jake Dowell	488			1. Ryan Stanton	374
	5. Brandon Bollig	442			2. Wade Brookbank	317
	3. Kyle Beach	422			3. Kyle Hagel	281
	4. Ryan Stanton	374			4. Shawn Lalonde	278
	5. Jeremy Morin	325			5. Viktor Svedberg	258
	6. Wade Brookbank	317			6. Adam Clendening	250
	7. Pierre-Cedric Labrie	311			7. Mike Brennan	190
	8. Garret Ross	292			8. Danny Richmond	187
	9. Kyle Hagel	281			9. Garnet Exelby	128
10. Shawn Lalonde	278			10. Prestin Ryan	177	
Season Recaps			Hat Tricks			
			1. Brandon Pirrie	3	Short-Handed Assists	
			4. Matthew Highmore	2	1. Stephen Johns	3
			Pascal Pelletier	2	Mark McNeill	3
			Garret Ross	2	3. Several Tied	2
			David Gust	2		
			Shootout Goals			
			1. Brandon Pirri	17		
			2. Petri Kontiola	9		
			3. Tim Brent	8		
		4. Jack Skille	7			
		5. Jeremy Morin	6			
		Kris Versteeg	6			
		6. Rostislav Olesz	5			
		Pascal Pelletier	5			
		Mike Radja	5			
Opponents						

ICEHOGS CAREER UHL RECORDS

All-Time Leaders			Special Teams			Defensemen					
Games			Shootout Goals			Power-Play Goals			Defensemen Games		
1. Dan Davies	298		1. Jeff DaCosta	23		1. Preston Mizzi	24		1. Nathan Lutz	194	
2. Nathan Lutz	194		2. Brant Blackned	10		2. Mike Figliomeni	17		2. Steve Pelletier	156	
3. Bruce Watson	180		Jocelyn Langlois	10		3. Jason Notermann	16		3. Jeff DaCosta	149	
4. J.F. Rivard	166		4. Preston Mizzi	9		4. Nick Checco	15		4. Matt Gens	146	
5. Jason Ralph	165		Kelly Miller	9		Steve Dumonski	15		5. Evgeny Krivomaz	140	
6. Steve Pelletier	156		Mike Figliomeni	9		Power-Play Assists			Defensemen Points		
7. Steve Cygan	152		Steve Cygan	9		1. Jeff DaCosta	45		1. Jeff DaCosta	121	
8. Olivier Proulx	151		Clint Wensley	9		2. Nathan Lutz	35		2. Nathan Lutz	109	
9. Jeff DaCosta	150		Shootout Attempts			3. Olivier Proulx	31		3. Bob Nardella	67	
10. Matt Gens	146		1. Jeff DaCosta	34		4. Preston Mizzi	30		4. Matt Gens	62	
Mike Figliomeni	146		2. Mike Figliomeni	27		Mike Figliomeni	30		5. Jeremy Rebek	59	
			Steve Cygan	27		Power-Play Points			Defensemen Goals		
Points			4. Preston Mizzi	22		1. Jeff DaCosta	56		1. Nathan Lutz	22	
1. Preston Mizzi	148		5. Jesse Welling	17		2. Preston Mizzi	54		2. Jeff DaCosta	21	
2. Mike Figliomeni	144		Game-Winning Goals			3. Mike Figliomeni	47		3. Jeremy Rebek	20	
3. Olivier Proulx	134		1. Olivier Proulx	11		4. Nathan Lutz	43		4. Evgeny Krivomaz	16	
4. Jeff DaCosta	121		2. Jason Ralph	9		5. Olivier Proulx	42		5. Vince Malts	11	
5. Steve Cygan	115		3. Preston Mizzi	7		Short-Handed Points			Defensemen Assists		
6. Jason Ralph	114		Jason Notermann	7		1. Preston Mizzi	9		1. Jeff DaCosta	100	
Jason Notermann	114		Mike Doyle	6		2. Jason Ralph	7		2. Nathan Lutz	76	
8. Jason Firth	110		Greg Barber	6		Kelly Miller	7		3. Bob Nardella	57	
9. Nathan Lutz	109		Justin Cardwell	6		Jason Firth	7		4. Matt Gens	49	
10. Jeff Antonovich	103		David Hoogsteen	6		5. Steve Cygan	6		5. Evgeny Krivomaz	42	
Goals			Shots on Goal			Short-Handed Goals			Defensemen PIMS		
1. Preston Mizzi	69		1. Nathan Lutz	591		1. Preston Mizzi	6		1. Nathan Lutz	381	
2. Mike Figliomeni	56		2. Mike Figliomeni	466		2. Jason Ralph	4		2. Joe Statkus	249	
3. Steve Cygan	53		3. Preston Mizzi	464		Olivier Proulx	4		3. Vince Malts	218	
4. Jeff Antonovich	47		4. Steve Cygan	401		Steve Cygan	4		4. Raitis Ivanans	208	
5. Olivier Proulx	45		5. Olivier Proulx	392		5. Mike Figliomeni	3		5. Ernie Thorp	190	
6. Jason Ralph	45		Plus/Minus			Jason Firth	3				
7. Jason Notermann	44		1. Jason Ralph	+64		David Hoogsteen	3				
8. Steve Dumonski	41		2. Matt Gens	+52		Dave Paradise	3				
9. Jason Firth	37		3. Nathan Lutz	+51		Short-Handed Assists					
10. Brant Blackned	36		4. Jason Notermann	+46		1. Kelly Miller	5				
J.C. Ruid	36		5. Preston Mizzi	+45		2. Bob Nardella	4				
Assists			Hat Tricks								
1. Jeff DaCosta	100		1. Preston Mizzi	3							
2. Olivier Proulx	89		Nick Checco	3							
3. Mike Figliomeni	88		Brant Blackned	3							
4. Preston Mizzi	79		4. Bruce Watson	2							
5. Nathan Lutz	76		Justin Cardwell	2							
6. Jason Firth	73		Dave Paradise	2							
7. Jason Notermann	70		David Hoogsteen	2							
8. Jason Ralph	69		Mike Figliomeni	2							
9. Steve Cygan	62										
10. Bob Nardella	57										
Penalty Minutes											
1. Robin Big Snake	753										
2. Bruce Watson	652										
3. Dan Davies	461										
4. Jason Ralph	422										
5. Eric Labelle	390										
6. Olivier Proulx	380										
7. Nathan Lutz	370										
8. Chaz Johnson	361										
9. Steve Dumonski	359										
10. Kenzie Homer	286										

Team Info

Hockey Ops

2022-23 Recap

Records

Playoff Records

Team History

Alumni

Season Recaps

Opponents

ICEHOGS ALL-TIME TOP TEN (SINGLE SEASON)

Team Info	All-Time Leader			AHL			UHL		
	Points			Points			Points		
Hockey Ops	1. Jason Firth	110	99-00	1. Martin St. Pierre	88	07-08	1. Jason Firth	110	99-00
	2. Martin St. Pierre	88	07-08	2. Brandon Pirri	75	12-13	2. Mike Figliomeni	82	99-00
	3. Mike Figliomeni	82	99-00	3. Petri Kontiola	68	07-08	3. Jason Notermann	81	05-06
	4. Jason Notermann	81	05-06	4. Jeff Taffe	67	10-11	4. J.F. Dufour	79	04-05
	5. J.F. Dufour	79	04-05	5. Tim Brent	62	08-09	5. Preston Mizzi	75	06-07
	6. Brandon Pirri	75	12-13	6. Adam Clendening	59	13-14	6. Matt Loen	74	02-03
	Preston Mizzi	75	06-07	Martin St. Pierre	59	12-13	7. Preston Mizzi	73	05-06
	8. Matt Loen	74	02-03	David Gust	59	22-23	8. Greg Barber	72	05-06
	9. Preston Mizzi	73	05-06	9. Jeremy Morin	58	12-13	Yannick Tifu	72	05-06
	10. Greg Barber	72	05-06	10. Lukas Reichel	57	21-22	Steve Cygan	72	02-03
2022-23 Recap	Steve Cygan	72	02-03	Goals			Goals		
	Goals			1. Troy Brouwer	35	07-08	1. Preston Mizzi	38	05-06
	1. Preston Mizzi	38	05-06	2. Jeremy Morin	30	12-13	2. Jason Firth	37	99-00
	2. Jason Firth	37	99-00	3. Jeff Taffe	30	10-11	3. J.C. Ruid	36	04-05
	3. J.C. Ruid	36	04-05	4. Pascal Pelletier	29	08-09	4. Brant Blackned	36	99-00
	4. Brant Blackned	36	99-00	5. Ben Smith	27	12-13	5. David Hoogsteen	33	01-02
	5. Troy Brouwer	35	07-08	6. Ben Smith	27	12-13	6. David Hoogsteen	33	99-00
	6. David Hoogsteen	33	01-02	7. Martin St. Pierre	26	12-13	7. Preston Mizzi	31	06-07
	7. Troy Brouwer	35	07-08	8. David Gust	26	22-23	8. Dave Paradise	30	03-04
	8. David Hoogsteen	33	01-02	9. Jimmy Hayes	25	12-13	9. Jeremy Vokes	30	01-02
9. Mike Figliomeni	33	99-00	Kyle Greentree	25	09-10	10. Greg Barber	27	05-06	
10. Preston Mizzi	31	06-07	Mark McNeill	25	15-16	Robin Big Snake	27	05-06	
11. Jeremy Morin	30	12-13	Assists			Steve Cygan	27	02-03	
12. Jeff Taffe	30	10-11	1. Martin St. Pierre	67	07-08	Justin Kearns	27	00-01	
13. Dave Paradise	30	03-04	2. Brandon Pirri	53	12-13	Assists			
14. Jeremy Vokes	30	01-02	3. Petri Kontiola	50	07-08	1. Jason Firth	73	99-00	
Assists			4. Adam Clendening	47	13-14	2. J.F. Dufour	53	04-05	
1. Jason Firth	73	99-00	5. Tim Brent	42	08-09	3. Jason Notermann	52	05-06	
2. Martin St. Pierre	67	07-08	6. Brian Connelly	41	10-11	4. Matt Loen	52	02-03	
3. Brandon Pirri	53	12-13	7. Petri Kontiola	38	08-09	5. Yannick Tifu	49	05-06	
4. J.F. Dufour	53	04-05	8. Adam Clendening	37	12-13	6. Mike Figliomeni	49	99-00	
5. Jason Notermann	52	05-06	9. Jeff Taffe	37	10-11	7. Greg Barber	45	05-06	
6. Matt Loen	52	02-03	10. Lukas Reichel	36	21-22	Olivier Proulx	45	04-05	
7. Petri Kontiola	50	07-08	Bracken Kearns	36	09-10	8. Steve Cygan	45	02-03	
8. Yannick Tifu	49	05-06	Wins			9. Steve Cygan	44	02-03	
9. Mike Figliomeni	49	99-00	1. Corey Crawford	29	07-08	10. Preston Mizzi	44	05-06	
10. Adam Clendening	47	13-14	2. Michael Leighton	28	15-16	Olivier Proulx	44	05-06	
Wins			3. Carter Hutton	26	12-13	Wins			
1. Frederic Cloutier	39	06-07	4. Corey Crawford	24	09-10	1. Frederic Cloutier	39	06-07	
2. Michel Robinsion	33	04-05	5. Michael Leighton	22	14-15	2. Michel Robinsion	33	04-05	
3. Corey Crawford	29	07-08	6. Carter Hutton	22	11-12	3. Ronnie Vogel	26	03-04	
4. Michael Leighton	28	15-16	7. Corey Crawford	22	08-09	J.F. Rivard	26	00-01	
5. Carter Hutton	26	12-13	8. Arvid Soderblom	21	21-22	J.F. Rivard	26	99-00	
Ronnie Vogel	26	03-04	9. Hannu Toivonen	21	10-11	6. Michel Robinsion	23	05-06	
J.F. Rivard	26	00-01	10. Antti Niemi	18	08-09	Ronnie Vogel	23	05-06	
J.F. Rivard	26	99-00	Goals Against Avg. (Min. 1,000 mins)			8. Brant Nicklin	21	02-03	
9. Corey Crawford	24	09-10	1. Scott Darling	2.20	14-15	9. J.F. Rivard	14	01-02	
10. Michel Robinsion	23	05-06	2. Michael Leighton	2.26	14-15	10. Steve Debus	13	01-02	
Ronnie Vogel	23	05-06	3. Carter Hutton	2.35	12-13	Goals Against Avg. (Min. 1,000 mins)			
Goals Against Avg. (Min. 1,000 mins)			4. Antti Niemi	2.43	08-09	1. Frederic Cloutier	2.30	06-07	
1. Scott Darling	2.20	14-15	5. Michael Leighton	2.44	15-16	2. Michel Robinsion	2.37	05-06	
2. Michael Leighton	2.26	14-15	6. Collin Delia	2.48	18-19	3. Michel Robinsion	2.47	04-05	
3. Frederic Cloutier	2.30	06-07	7. Kevin Lankinen	2.50	18-19	4. Ronnie Vogel	2.90	05-06	
4. Carter Hutton	2.35	12-13	8. Wade Flaherty	2.54	07-08	5. J.F. Rivard	3.12	00-01	
5. Michel Robinsion	2.37	05-06	9. Corey Crawford	2.59	08-09	6. J.F. Rivard	3.21	99-00	
6. Antti Niemi	2.43	08-09	10. Jeff Glass	2.63	16-17	7. Brant Nicklin	3.31	02-03	
7. Michael Leighton	2.44	15-16	SPCT (Min. 1,000 minutes)			8. Ronnie Vogel	3.35	03-04	
8. Michel Robinsion	2.47	04-05	1. Scott Darling	.927	14-15	9. Steve Debus	3.51	01-02	
9. Collin Delia	2.48	18-19	2. Collin Delia	.922	18-19	10. J.F. Rivard	3.55	01-02	
10. Kevin Lankinen	2.50	18-19	3. Michael Leighton	.920	14-15	SPCT (Min. 1,000 minutes)			
SPCT (Min. 1,000 minutes)			4. Arvid Soderblom	.919	21-22	1. Frederic Cloutier	.921	06-07	
1. Scott Darling	.927	14-15	5. Anton Forsberg	.919	18-19	2. Michel Robinsion	.919	05-06	
2. Collin Delia	.922	18-19	6. Michael Leighton	.918	15-16	3. Michel Robinsion	.915	04-05	
3. Frederic Cloutier	.921	06-07	7. Carter Hutton	.917	11-12	4. J.F. Rivard	.914	00-01	
4. Michael Leighton	.920	14-15	8. Corey Crawford	.917	08-09	5. J.F. Rivard	.908	99-00	
5. Arvid Soderblom	.919	21-22	9. Wade Flaherty	.917	07-08	6. Ronnie Vogel	.905	03-04	
6. Michel Robinsion	.919	05-06	10. Jeff Glass	.914	16-17	7. Steve Debus	.900	01-02	
7. Michael Leighton	.918	15-16	Opponents			J.F. Rivard	.900	01-02	
8. Carter Hutton	.917	11-12				9. Ronnie Vogel	.897	05-06	
9. Corey Crawford	.917	08-09				10. Brant Nicklin	.892	02-03	
10. Wade Flaherty	.917	07-08							

ALL-TIME AHL GOALTENDER CAREER RECORDS

AHL All-Time Goaltending Leaders

Games Played	
1. Corey Crawford	147
2. Collin Delia	112
3. Carter Hutton	94
4. Michael Leighton	88
5. Alec Richards	83
6. Hannu Toivonen	55
7. Mac Carruth	51
8. Jeff Glass	48
9. Kevin Lankinen	40
10. Lars Johansson	39

Minutes	
1. Corey Crawford	8,235
2. Collin Delia	6,536
3. Carter Hutton	5,279
4. Michael Leighton	4,976
5. Alec Richards	4,357
6. Arvid Soderblom	4,151
7. Jeff Glass	2,804
8. Hannu Toivonen	2,759
9. Mac Carruth	2,583
10. Kevin Lankinen	2,341

Saves	
1. Corey Crawford	3,790
2. Collin Delia	3,011
3. Carter Hutton	2,340
4. Michael Leighton	2,203
5. Arvid Soderblom	2,058
6. Alec Richards	1,933
7. Hannu Toivonen	1,287
8. Jeff Glass	1,268
9. Mac Carruth	1,142
10. Kevin Lankinen	1,082

Save Pct. (Min. 400 Sv.)	
1. Scott Darling	.923
2. Michael Leighton	.919
3. Wade Flaherty	.917
4. Antti Raanta	.915
5. Arvid Soderblom	.913
Antti Niemi	.913
7. Joe Fallon	.912
Carter Hutton	.912
9. Corey Crawford	.911
10. Kevin Lankinen	.909

Goals Against Average (Min. 1,000 minutes)	
1. Antti Niemi	2.43
2. Wade Flaherty	2.54
3. Carter Hutton	2.58
Joe Fallon	2.63
5. Jeff Glass	2.66
6. Alexander Salak	2.69
7. Corey Crawford	2.70
8. Lars Johansson	2.75
9. Arvid Soderblom	2.76
10. Kevin Lankinen	2.77

Wins	
1. Corey Crawford	75
2. Collin Delia	59
3. Michael Leighton	50
4. Carter Hutton	48
5. Arvid Soderblom	36
6. Alec Richards	31
7. Jeff Glass	23
8. Hannu Toivonen	22
9. Arvid Soderblom	21
10. Antti Niemi	18

Losses	
1. Corey Crawford	55
2. Collin Delia	39
3. Alec Richards	36
4. Carter Hutton	35
5. Arvid Soderblom	27
6. Michael Leighton	21
7. Jeff Glass	19
Mac Carruth	19
9. Matt Tomkins	20
10. Lars Johansson	17
Hannu Toivonen	17

Shootout Wins	
1. Corey Crawford	13
2. Collin Delia	10
3. Arvid Soderblom	8
4. Carter Hutton	7
5. Antti Niemi	6
Jeff Glass	4
Lars Johansson	4
Michael Leighton	4
Alec Richards	4
10. Several tied	2

Shootout Losses/Pts.	
1. Corey Crawford	10
2. Collin Delia	8
3. Carter Hutton	5
Michael Leighton	5
5. Mac Carruth	4
Hannu Toivonen	4
Alec Richards	4
8. Antti Niemi	3
Kevin Lankinen	3
10. Jason LaBarbera	2
Kent Simpson	2
Arvid Soderblom	2

Overtime Wins	
1. Collin Delia	9
2. Anton Forsberg	7
Arvid Soderblom	7
4. Corey Crawford	5
Carter Hutton	5
Michael Leighton	5
7. Hannu Toivonen	4
Matt Tomkins	4
9. Jeff Glass	3
Scott Darling	3
Kevin Lankinen	3

Overtime Losses/Pts.	
1. Michael Leighton	12
2. Collin Delia	11
3. Mac Carruth	7
4. Kevin Lankinen	6
5. Arvid Soderblom	5
6. Matt Tomkins	4
Jeff Glass	4
Lars Johansson	4
9. Corey Crawford	3
Alec Richards	3
Kent Simpson	3

Highest Win Pct. (Min. 20 Decisions)	
1. Antti Raanta	.705
2. Michael Leighton	.675
3. Wade Flaherty	.614
4. Scott Darling	.600
5. Joe Fallon	.596
6. Carter Hutton	.574
7. Colin Delia	.572
8. Corey Crawford	.571
9. Arvid Soderblom	.564
10. Antti Niemi	.557

Shutouts	
1. Michael Leighton	10
Corey Crawford	6
3. Carter Hutton	5
Collin Delia	5
5. Mac Carruth	3
Hannu Toivonen	3
7. Several tied	2

Team Info

Hockey Ops

2022-23 Recap

Records

Playoff Records

Team History

Alumni

Season Recaps

Opponents

ALL-TIME GOALTENDER CAREER RECORDS

UHL All-Time Goaltending Leaders

Games Played	Wins	Shootout Wins
1. J.F. Rivard 166	1. J.F. Rivard 69	1. J.F. Rivard 20
2. Ronnie Vogel 107	2. Michel Robinson 56	2. Ronnie Vogel 11
3. Michel Robinson 104	3. Ronnie Vogel 49	3. Brant Nicklin 9
4. Frederic Cloutier 62	4. Frederic Cloutier 39	4. Michel Robinson 6
5. Brant Nicklin 50	5. Brant Nicklin 21	5. Frederic Cloutier 5
Minutes	Highest Win Pct. (Min. 20 Decisions)	Goals Against Average (Min. 1,000 minutes)
1. J.F. Rivard 9,557	1. Frederic Cloutier .686	1. Frederic Cloutier 2.30
2. Ronnie Vogel 5,890	2. Michel Robinson .644	2. Michel Robinson 2.44
3. Michel Robinson 5,789	3. Brant Nicklin .525	3. J.F. Rivard 3.09
4. Frederic Cloutier 3,491	4. Ronnie Vogel .520	4. Ronnie Vogel 3.16
5. Brant Nicklin 2,722	5. Steve DeBus .500 Mike Correia .500	5. Brant Nicklin 3.31
Saves	Losses	Shutouts
1. J.F. Rivard 5,109	1. J.F. Rivard 78	1. Michel Robinson 9
2. Ronnie Vogel 2,869	2. Ronnie Vogel 45	2. Brant Nicklin 4
3. Michel Robinson 2,568	3. Michel Robinson 30	3. Frederic Cloutier 3
4. Frederic Cloutier 1,562	4. Brant Nicklin 20	J.F. Rivard 3
5. Brant Nicklin 1,236	5. Frederic Cloutier 17	5. Brenden Cuthbert 2
Save Pct. (Min. 400 Sv.)	Shootout Losses/Pts.	
1. Frederic Cloutier .921	1. Michel Robinson 11	
2. Michel Robinson .916	2. Ronnie Vogel 8	
3. J.F. Rivard .906	3. J.F. Rivard 6	
4. Ronnie Vogel .902	4. Brant Nicklin 5	
5. Steve DeBus .900	5. Frederic Cloutier 3 Paul Schonfelder 3	

ALL-TIME HAT TRICKS

HAT TRICKS FOR

HAT TRICKS AGAINST

Player	Date	Opponent
Luke Philp	4/11/23	vs. Chicago
Dylan Sikura	2/19/23	at Iowa
David Gust	12/28/22	vs. Grand Rapids
David Gust	12/13/22	at Iowa
Brandon Pirri	1/8/22	at Milwaukee
Lukas Reichel	11/7/21	vs. Manitoba
Brandon Pirri	4/7/21	vs. Chicago
Dylan Sikura	11/3/19	vs. Chicago
Jacob Nilsson	1/6/19	at Iowa
William Pelletier	1/10/18	at Ontario
Matthew Highmore	12/28/17	at Iowa
Matthew Highmore*	11/22/17	vs. Iowa
Brandon Mashinter*	11/12/16	vs. Charlotte
Pierre-Cedric Labrie	3/8/16	vs. Milwaukee
Phillip Danault	2/28/15	at Texas
Joakim Nordstrom	12/13/14	at Lake Erie
Garret Ross	12/7/14	vs. Lake Erie
Mark McNeill	11/6/14	vs. Grand Rapids
Garret Ross	10/31/14	at San Antonio
Jeremy Morin	2/8/14	vs. Iowa
Kyle Beach	11/30/13	vs. Chicago
Ben Smith	4/12/13	vs. Chicago
Jimmy Hayes	3/9/13	at Oklahoma City
Brandon Pirri	11/23/11	vs. San Antonio
Matt Keith	2/19/10	vs. San Antonio
Tim Brent	2/19/09	at Milwaukee
Pascal Pelletier	1/3/09	vs. Chicago
James Wisniewski	12/13/08	vs. Chicago
Pascal Pelletier* (4g)	11/26/08	vs. San Antonio
Jack Skille	3/9/08	vs. Iowa
UHL		
Bruce Watson	3/30/07	vs. Elmira
Mike Doyle	3/14/07	at Quad City
Bruce Watson	3/14/07	at Quad City
Preston Mizzi	2/7/07	at Bloomington
Robin Big Snake (4g)	2/3/07	at Muskegon
Preston Mizzi (4g)	4/9/06	vs. Muskegon
Greg Barber	3/12/06	at Roanoke
Chaz Johnson	3/8/06	at Elmira
Yannick Tifu	2/11/06	vs. Missouri
Jason Ralph	2/10/06	vs. Quad City
Yannick Tifu	12/30/05	vs. Roanoke
Preston Mizzi	10/28/05	vs. Missouri
Miguel Lafeche	11/19/04	vs. Muskegon
J.C. Ruid	10/16/04	vs. Kalamazoo
Dave Paradise*	4/1/04	at Port Huron
Maris Ziedins	3/27/04	at Missouri
Donnie Margettie	1/21/04	vs. Quad City
Justin Cardwell	1/17/04	at Missouri
Justin Cardwell	1/16/04	vs. Quad City
Dave Paradise	1/9/04	at Kalamazoo
Kelly Miller	12/3/03	vs. Port Huron
Steve Dumonski	3/19/03	vs. Muskegon
Steve Cygan	1/4/03	vs. Adirondack
Kenzie Homer	1/3/03	vs. Port Huron
Nick Checco	3/23/02	at Asheville
T.J. Guidarelli*	3/9/02	at Missouri
David Hoogsteen	2/11/02	vs. Kalamazoo
Jeremy Vokes	1/4/02	at Knoxville
David Hoogsten	10/26/01	vs. Asheville
Nick Checco	2/11/01	vs. New Haven
Nick Checco	1/28/01	at Port Huron
Mike Figliomeni	10/26/00	vs. Elmira
Norm Paquet	3/25/00	vs. Ohio
Curtis Tipler	2/5/00	at Muskegon
Brant Blackned	2/5/00	at Muskegon
Brant Blackned*	1/29/00	at Fort Wayne
Mike Figliomeni	1/12/00	at B.C.
Jason Firth	12/18/99	vs. Saginaw
Barry McKinlay	11/5/99	at Asheville
Brant Blackned	10/15/99	vs. Knoxville

* Indicates a natural hat trick

Player	Date	Opponent
Kiefer Sherwood	1/27/23	at Milwaukee
Danill Miromanov	4/4/22	at Henderson
Yakov Trenin	2/22/20	at Milwaukee
Brandon Pirri	12/8/18	vs. Chicago
Justin Kirkland	2/9/18	vs. Milwaukee
J.C. Lipon	11/28/17	vs. Manitoba
Luke Kunin	3/28/17	at Iowa
Frederick Gaudreau	2/3/17	at Milwaukee
Wade Megan	12/28/16	vs. Chicago
Josh Anderson#	4/21/16	vs. Lake Erie
Patrice Cormier	2/17/16	vs. Manitoba
Frederick Gaudreau	2/12/16	at Milwaukee
Mitch Callahan	2/5/16	vs. Grand Rapids
Max Reinhart	12/21/15	vs. Milwaukee
Vin Shore	10/17/15	vs. Texas
Teemu Pulkkinen#	5/8/15	at Grand Rapids
Viktor Stalberg	2/7/15	vs. Milwaukee
Corban Knight	4/4/14	at Abbotsford
Niklas Jensen*	2/9/14	vs. Utica
Tomas Jurco	11/15/13	at Grand Rapids
Anton Lander	3/30/13	vs. Oklahoma City
Mitch Callahan	11/19/13	vs. Grand Rapids
Phil McRae	11/11/11	at Peoria
Colin McDonald	3/18/11	vs. Oklahoma City
Graham Mink (4g)	2/21/11	vs. Peoria
Chris Minard	1/28/11	at Grand Rapids
Mike Santorelli*#	4/21/09	vs. Milwaukee
Brent Kelly	2/29/08	vs. Lake Erie
Mark Hartigan	11/9/07	vs. Grand Rapids

UHL		
Lucas Drake#	5/6/06	at Kalamazoo
Petr Jelinek	2/23/06	vs. Port Huron
Joe Seroski	3/6/05	at Kansas City
Scott Hollis*	2/27/05	at Muskegon
Frank Littlejohn	2/16/05	at Missouri
Jason Montgomery	10/22/04	vs. Missouri
Dan Price*	4/9/04	vs. Fort Wayne
Adam Dewan	4/1/04	at Port Huron
Jason Vermeulen	2/14/04	vs. Adirondack
Jeff Williams	1/30/04	at Quad City
Marty Fichel	1/25/04	at Kalamazoo
David Beauregard	12/31/03	at Fort Wayne
Jeff Petrucic	12/7/03	at Missouri
Brant Blackned	11/26/03	vs. Muskegon
Martin Hlinka	11/1/03	vs. Quad City
Dustin Virag	12/29/02	at Fort Wayne
Scott Hollis*	11/24/02	vs. Muskegon
Bogdan Rudenko	11/8/02	at Adirondack
Lonnie Loach*	3/30/02	at Missouri
Frederick Jobin	2/22/02	at Quad City
Alain Savage	1/5/02	vs. Knoxville
Alain Savage	1/4/02	vs. Knoxville
Mike McKay	11/30/01	at Fort Wayne
Brendan Brooks	11/16/01	vs. Quad City
David Beauregard	3/23/01	at Port Huron
Matt Loen	2/23/01	at Kalamazoo
Dale Greenwood* (4g)	2/1/01	at Flint
Andrew Luciuc*	12/17/00	vs. Muskegon
Mark Major	11/19/00	at Flint
Quinn Hancock*	10/20/00	at Muskegon
Bob Cunningham	10/15/00	vs. Muskegon
Don Parsons	2/18/00	at Flint
Derek Knorr	1/12/00	at B.C. IceMen
Kevin Kerr	11/19/99	vs. Quad City

* Indicates a natural hat trick

Indicates Playoffs

Team Info

Hockey Ops

2022-23 Recap

Records

Playoff Records

Team History

Alumni

Season Recaps

Opponents

ALL-TIME AHL SHUTOUTS

Shutouts For

AHL Shutouts: 45

Most Shutouts Single Season: 10 (2014-15)

Shutouts Against

AHL Shutouts: 57

Most Shutouts Single Season: 7 (2016-17, 2018-19, 2019-20)

Team Info	Player	Date	Opponent	Score	Saves	Player	Date	Opponent	Score	Saves
	Arvid Soderblom	4/5/22	at Henderson	1-0	26	Cayden Primeau	3/31/23	vs. Laval	0-3	26
	Mitch Gillam	3/26/22	vs. Manitoba	4-0	38	Pyotr Kochetkov	4/1/23	at Chicago	0-3	19
	Arvid Soderblom	1/29/22	at Chicago	1-0	36	Zane McIntyre	2/25/23	vs. Iowa	0-2	23
	Collin Delia	1/7/22	vs. Chicago	8-0	30	Oskari Salminen	10/16/22	at Manitoba	0-4	32
	Collin Delia	3/6/20	vs. Grand Rapids	4-0	34	Connon Ingram	2/2/22	vs. Milwaukee	0-2	26
	Collin Delia	2/21/20	vs. San Antonio	1-0	28	Jack LaFontaine	1/29/22	at Chicago	1-0 SOW	16
	Collin Delia	1/19/20	at Chicago	2-0	34	Connon Ingram	12/21/21	vs. Milwaukee	0-2	29
	Collin Delia	3/3/18	vs. WB/S	3-0	34	Logan Thompson	12/10/21	vs. Henderson	0-5	23
	J.F. Berube	10/22/17	vs. Hershey	5-0	23	Hunter Jones	5/9/21	vs. Iowa	0-2	35
	J.F. Berube	10/7/17	at Cleveland	4-0	32	Calvin Pickard	3/7/20	at Grand Rapids	0-3	35
	Lars Johansson	2/22/17	at Manitoba	1-0 SOW	35	Ville Husso	3/1/20	at San Antonio	0-3	19
	Jeff Glass	2/15/17	vs. Cleveland	2-0	37	Landon Bow	1/22/20	vs. Texas	0-1	29
	Jeff Glass	1/18/17	at Cleveland	1-0	26	Filip Gustavsson	1/20/20	vs. Belleville	0-3	23
	Lars Johansson	11/12/16	vs. Charlotte	3-0	28	Troy Grosenick	1/10/20	at Milwaukee	0-2	24
	Mac Carruth	4/15/16	vs. Grand Rapids	4-0	31	Mikhail Berdin	11/8/19	vs. Manitoba	0-4	41
	Mac Carruth	3/30/16	at Chicago	1-0	23	Veini Vehvilainen	10/26/19	at Cleveland	0-5	29
	Drew MacIntyre	3/15/16	vs. Charlotte	1-0	30	Andrew Hammond	4/13/19	at Iowa	0-3	25
	Michael Leighton	3/5/16	vs. Lake Erie	5-0	35	Max Lagace	2/26/19	at Chicago	0-1	27
	Michael Leighton	1/29/16	vs. Chicago	6-0	20	Kappo Kahkonen	1/4/19	at Iowa	0-3	26
	Michael Leighton	1/23/16	vs. Iowa	1-0	28	Kappo Kahkonen	12/26/18	at Iowa	0-4	39
	Michael Leighton	1/16/16	vs. Stockton	3-0	23	Oscar Dansk	12/8/18	vs. Chicago	0-4	32
	Mark Visentin	11/1/15	at Iowa	2-0	38	Tom McCollum	12/1/18	vs. Milwaukee	0-3	28
	Michael Leighton	10/30/15	vs. Iowa	4-0	20	Kappo Kahkonen	11/7/18	vs. Iowa	0-3	28
	Antti Raanta	4/1/15	at Charlotte	2-0	25	Spencer Martin	11/19/17	vs. San Antonio	0-6	39
	Michael Leighton	3/27/15	at Adirondack	4-0	25	Alex Stalock	3/28/17	at Iowa	0-4	32
	Antti Raanta	3/21/15	vs. Adirondack	4-0	26	Eddie Pasquale	3/25/17	vs. Grand Rapids	0-4	37
	Scott Darling	1/24/15	vs. Utica	3-0	31	Eric Comrie	2/22/17	at Manitoba	1-0 SOW	26
	Michael Leighton	1/22/15	at Iowa	1-0	23	Alex Nedeljkovic	2/18/17	vs. Charlotte	0-2	32
	Scott Darling	1/16/15	vs. Iowa	4-0	30	Brad Thiessen	1/20/17	at Cleveland	0-2	32
	Michael Leighton	1/3/15	at Chicago	3-0	31	Jared Coreau	11/11/16	at Grand Rapids	0-3	30
	Michael Leighton	12/4/14	at Milwaukee	4-0	19	Michael Leighton	11/2/16	at Charlotte	0-4	17
	Mac Carruth	11/23/14	at Chicago	3-0	23	Jordan Binnington	1/2/16	at Chicago	0-2	28
	Michael Leighton	10/19/14	at Toronto	0-1 SOL	28	Jon Gillies	10/10/15	at Stockton	0-7	19
	Carter Hutton	2/20/13	at Peoria	4-0	35	Michael Houser	2/18/15	vs. San Antonio	0-4	37
	Carter Hutton	10/13/12	at Chicago	0-1 SOL	31	Marek Mazanec	1/9/15	vs. Milwaukee	0-1 OTL	27
	Carter Hutton	3/17/12	at San Antonio	3-0	26	Jared Coreau	12/6/14	vs. Grand Rapids	0-4	31
	Carter Hutton	2/26/12	vs. Chicago	1-0 OT	29	Antoine Bibeau	10/19/14	at Toronto	0-1 SOL	33
	Carter Hutton	1/16/12	vs. Texas	2-0	31	Jake Allen	3/21/14	at Chicago	0-6	23
	Hannu Toivonen	3/1/11	at Milwaukee	2-0	28	Mike McKenna	4/10/13	at Peoria	0-4	36
	Hannu Toivonen	1/15/11	at Chicago	1-0	32	Mike McKenna	3/16/13	vs. Peoria	0-4	37
	Alec Richards	1/8/11	vs. Grand Rapids	6-0	22	Darcy Kuemper	2/9/13	vs. Houston	0-2	38
	Hannu Toivonen	11/18/10	at Manitoba	1-0	29	Jacob Markstrom	2/1/13	at San Antonio	0-1	30
	Alec Richards	10/15/10	at Abbotsford	5-0	27	Eddie Lack	10/13/12	at Chicago	0-1 SOL	25
	Joe Fallon	11/20/09	vs. Chicago	1-0	26	Justin Peters	4/10/12	vs. Charlotte	0-3	22
	Corey Crawford	10/10/09	at Lake Erie	3-0	16	Ben Bishop	2/15/12	vs. Peoria	0-1	42
	Corey Crawford	3/13/09	at San Antonio	3-0	43	Ben Bishop	11/12/11	vs. Peoria	0-3	38
	Antti Niemi	2/11/09	at Peoria	1-0	21	Eddie Lack	10/21/11	at Chicago	0-2	35
	Corey Crawford	1/10/09	vs. Toronto	1-0	24	Jeff Deslauriers	4/1/11	at Oklahoma City	0-7	33
	Antti Niemi	10/25/08	vs. Norfolk	4-0	26	Jake Allen	11/27/10	vs. Peoria	0-5	31
	Corey Crawford	4/4/08	at Quad City	3-0	29	Mark Dekanich	4/3/10	vs. Milwaukee	0-4	29
	Wade Flaherty	3/13/08	at Houston	4-0	23	Drew MacIntyre	3/27/10	vs. Chicago	0-3	33
	Wade Flaherty	2/24/08	vs. Milwaukee	2-0	17	Brent Krahn	3/20/10	vs. Texas	0-2	29
	Corey Crawford	12/15/07	vs. Quad City	3-0	14	Curtis Sanford	1/27/10	vs. Hamilton	0-5	25
	Corey Crawford	11/28/07	vs. Houston	3-0	20	Brent Krahn	11/13/09	vs. Texas	0-4	32
						Curtis Sanford	10/9/09	at Hamilton	0-3	38
						Barry Brust	4/19/08	vs. Houston	0-1 2OT	30*
						Curtis McElhinney	3/21/08	vs. Quad City	0-2	22
						Pecca Rinne	2/17/08	at Milwaukee	0-4	23
						Tyler Weiman	1/5/08	vs. Lake Erie	0-2	33

ALL-TIME UHL SHUTOUTS

Shutouts For

UHL Shutouts: 25

Most Shutouts Single Season: 8 (2004-05)

Player	Date	Opponent	Score	Saves
Jake Moreland	4/7/07	vs. Chicago	5-0	20
Frederic Cloutier	4/4/07	vs. Muskegan	2-0	
34				
Frederic Cloutier	2/23/07	at Elmira	3-0	29
Frederic Cloutier	12/29/06	vs. Chicago	3-0	25
Brendan Cuthbert	12/16/06	vs. Bloomington	7-0	16
Brendan Cuthbert	4/9/06	vs. Muskegon	8-0	42
Michel Robinson	2/19/06	at Port Huron	5-0	11
Michel Robinson	2/10/06	vs. Quad City	7-0	30
Ronnie Vogel	2/8/06	at Motor City	1-0	33
Michel Robinson	4/15/05	at Kalamazoo	3-0	41*
Michel Robinson	3/30/05	at Quad City	1-0	27
Michel Robinson	3/18/05	vs. Richmond	6-0	20
Seamus Kotyk	1/30/05	at Quad City	4-0	38
Michel Robinson	1/15/05	at Kansas City	3-0	22
Michel Robinson	12/26/04	at Kalamazoo	1-0	21
Michel Robinson	12/18/04	at Fort Wayne	2-0	39
Michel Robinson	11/26/04	vs. Missouri	1-0	35
Brant Nicklin	3/28/03	vs. Quad City	1-0	26
Brant Nicklin	1/15/03	vs. Elmira	4-0	26
Brant Nicklin	11/23/02	vs. Kalamazoo	4-0	23
Brant Nicklin	10/23/02	vs. Kalamazoo	6-0	23
J.F. Rivard	3/2/01	at Muskegon	3-0	28
Mike Correia	2/27/00	vs. Port Huron	2-0	40
J.F. Rivard	11/5/99	at Asheville	7-0	37
J.F. Rivard	10/20/99	vs. Madison	3-0	32

* Indicates Playoff Game

Shutouts Against

UHL Shutouts: 39

Most Shutouts Single Season: 8 (2002-03)

Player	Date	Opponent	Score	Saves
Ryan Nie	5/16/07	vs. Kalamazoo	0-3	19*
Kevin St. Pierre	4/27/07	at Fort Wayne	0-3	31*
Brenden Cuthbert	3/7/07	at Chicago	0-1	37
Marty Magers	12/22/06	at Chicago	0-2	32
Kevin St. Pierre	12/2/06	at Fort Wayne	0-3	27
Kevin St. Pierre	3/25/06	vs. Fort Wayne	0-6	30
Joel Martin	11/16/05	at Kalamazoo	0-7	30
Kevin Reiter	4/10/05	vs. Missouri	0-1	25
Maxime Gingras	2/26/05	vs. Kansas City	0-1 SO	33
Drew MacIntyre	1/28/05	vs. Flint	0-2	23
Kevin St. Pierre	1/22/05	at Fort Wayne	0-3	35
Kory Cooper	12/17/04	at Port Huron	0-3	40
Joel Martin	12/12/04	vs. Kalamazoo	0-6	26
Kevin St. Pierre	12/1/04	vs. Fort Wayne	0-5	38
Kevin St. Pierre	4/9/04	vs. Fort Wayne	0-6	18
Chad Alban	4/7/04	at Kalamazoo	0-7	25
Kevin St. Pierre	1/7/04	vs. Fort Wayne	0-4	31
Chad Alban	12/13/03	at Kalamazoo	0-3	22
Sylvain Daigle	12/6/03	at Muskegon	0-3	20
Greg Hewitt	11/8/03	at Columbus	0-2	37
Jeff Reynaert	4/3/03	at Quad City	0-4	30*
Tom Lawson	3/30/03	at Fort Wayne	0-2	22
Jason Wolfe	1/31/03	at Adirondack	0-2	22
Paris Duffus	12/29/02	at Fort Wayne	0-4	28
Jeremy Symington	12/21/02	at Elmira	0-5	29
Marco Emond	12/11/02	vs. Elmira	0-2	34
Martin Villeneuve	12/4/02	vs. Flint	0-3	16
Jeff Reynaert	11/2/02	at Kalamazoo	0-4	25
Doug Teskey	1/2/02	vs. Fort Wayne	0-2	20
Doug Teskey	12/9/01	at Fort Wayne	0-5	23
Brant Nicklin	11/16/01	vs. Quad City	0-9	28
Brian Regan	10/20/01	at Missouri	0-2	23
Kory Cooper	2/23/01	at Kalamazoo	0-5	38
Kevin St. Pierre	1/13/01	at Port Huron	0-6	23
Martin Villeneuve	10/13/00	vs. Quad City	0-2	20
Mark Richards	3/22/00	at Flint	0-10	18
Joe Dimaline	3/18/00	at Muskegon	0-4	25
Joe Dimaline	3/15/00	vs. Muskegon	0-4	26
Brian Regan	12/2/99	at Missouri	0-3	20

Team Info

Hockey Ops

2022-23 Recap

Records

Playoff Records

Team History

Alumni

Season Recaps

Opponents

AHL ALL-TIME PENALTY SHOTS

AHL Penalty Shots For: 6-35 (17.14%)

Shooter	Goaltender	Opponent	G/NG	Date	Period	Time
Brett Seney	Devin Cooley	vs. Milwaukee	NG	4/8/23	1st	4:42
Bobby Lynch	Zachary Sawchenko	vs. Chicago	NG	10/22/22	1st	16:37
Michal Teplý	Jet Greaves	at Cleveland	NG	3/13/22	2nd	8:57
Dylan McLaughlin	Zane McIntyre	at Iowa	NG	2/5/22	2nd	19:50
Mitch Fossier	Kevin Boyle	at Grand Rapids	G	4/28/21	3rd	4:58
Mackenzie Entwistle	Kasimir Kaskisuo	at Toronto	NG	2/15/19	2nd	19:22
Patrick Nilsson	Patrick Rybar	at Grand Rapids	NG	11/14/18	2nd	11:15
William Pelletier	Oscar Dansk	at Chicago	NG	3/11/18	2nd	3:55
Nick Schmalz	Phoenix Copley	at Chicago	NG	1/6/17	2nd	19:58
Ryan Hartman	Jeremy Smith	vs. Iowa	NG	1/23/16	3rd	0:50
Ryan Hartman	Jordan Binnington	vs. Chicago	NG	10/23/15	1st	7:47
Dennis Rasmussen	Matt Cimie	vs. Chicago	NG	4/17/15	2nd	2:13
Brandon Mashinter	Rasmus Tirronen	at Charlotte	G	4/12/15	3rd	14:06
Alex Broadhurst	Richard Bachman	at Oklahoma City	NG	3/11/14	2nd	11:21
Alex Broadhurst	Sami Atekalio	vs. Lake Erie	NG	1/10/14	1st	16:02
Joakim Nordstrom	Jared Coreau	vs. Grand Rapids	G	1/4/14	2nd	0:43
Alex Broadhurst	Christopher Nilstorp	at Texas	NG	10/6/13	2nd	9:44
Jimmy Hayes	Dov Grumet-Morris	at San Antonio	NG	4/19/13	1st	17:15
Brad Mills	Danny Taylor	at Abbotsford	G	3/22/13	2nd	9:22
Brandon Svendsen	Mike McKenna	at Peoria	NG	2/13/13	2nd	16:36
Brandon Pirri	Magnus Hellburg	at Milwaukee	NG	1/12/13	2nd	4:38
Andrew Shaw	Matt Cimie	vs. Chicago	NG	12/27/12	1st	4:52
Jeremy Monin	Dov Grumet-Morris	vs. San Antonio	NG	10/28/12	2nd	17:02
Brett MacLean	Yann Danis	vs. Oklahoma City	NG	11/16/11	3rd	16:19
Rob Klinkhammer	Matt Cimie	at San Antonio	NG	4/5/11	2nd	3:33
Rob Klinkhammer	Mark Dekanich	vs. Milwaukee	NG	1/29/11	2nd	19:21
Rob Klinkhammer	Drew MacIntyre	at Chicago	NG	1/15/11	2nd	1:40
Kyle Beach	Jordan Pearce	at Grand Rapids	NG	11/26/10	1st	2:22
Pete MacArthur	Drew MacIntyre	vs. Milwaukee	NG	3/27/10	3rd	0:16
Akim Aliu	Thomas McCollum	at Grand Rapids	G	1/30/10	2nd	17:25
Jack Skille	Wade Dubielwicz	at Houston	NG	1/8/10	2nd	3:38
Petri Kontiola	Manny Legace	at Peoria	NG	2/25/09	2nd	8:42
Tim Brent	Tyler Plante	at Rochester	NG	2/4/09	1st	10:14
Troy Brouwer	Adam Dennis	vs. Rochester	G	12/14/07	2nd	5:59
Kris Versteeg	Tyler Weiman	at Lake Erie	NG	12/8/07	3rd	13:51
Martin St. Pierre	Jaroslav Halak	at Hamilton	NG	10/28/07	2nd	11:40

AHL ALL-TIME PENALTY SHOTS AGAINST

AHL Penalty Shots Against: 6-29 (20.69%)

Shooter	Goaltender	Opponent	G/NG	Date	Period	Time
Dominic Toninato	Arvid Soderblom	at Manitoba	NG	3/22/23	OT	1:36
Maxim Marushev	Collin Delia	vs. Henderson	NG	12/10/21	2nd	16:51
Jordan Kawaguchi	Arvid Soderblom	at Texas	NG	10/30/21	3rd	10:13
Taro Hirose	Ivan Naimov	at Grand Rapids	NG	4/28/21	3rd	17:34
Will Bitten	Will Tomkins	at Iowa	NG	2/13/21	OT	3:12
Ty Dellandrea	Collin Delia	at Texas	G	4/5/19	3rd	12:51
Sam Anas	Collin Delia	at Iowa	NG	12/28/17	3rd	13:07
Mario Lucia	Collin Delia	at Iowa	NG	12/28/17	3rd	12:25
Caleb Herbert	Lars Johansson	vs. Texas	G	3/31/17	1st	8:17
Quinton Howden	Jeff Glass	vs. Manitoba	NG	2/28/17	2nd	17:11
Wade Megan	Lars Johansson	vs. Chicago	NG	2/7/17	3rd	3:34
Quinton Howden	Lars Johansson	vs. Manitoba	NG	11/30/17	2nd	5:53
Kevin Fiala	Michael Leighton	vs. Milwaukee	NG	3/8/16	2nd	0:24
Danny Kristo	Michael Leighton	@ Chicago	NG	2/20/16	1st	19:40
Matt White	Michael Leighton	vs. Milwaukee	G	1/3/16	2nd	15:52
Nathan Paetsch	Antti Raanta	@ Grand Rapids	NG	4/1/15	2nd	4:41
Rocco Grimaldi	Scott Darling	vs. San Antonio	NG	2/18/15	3rd	12:33
Simon Moser	Kent Simpson	@ Milwaukee	NG	3/7/14	3rd	9:07
Andrew Murray	Henrik Karlsson	@ Peoria	G	4/10/13	3rd	3:25
Greg Nemisz	Carter Hutton	vs. Abbotsford	NG	2/16/13	2nd	19:38
T. J. Hensick	Carter Hutton	@ Peoria	G	2/13/13	2nd	17:29
Chris Mueller	Carter Hutton	@ Milwaukee	NG	12/29/12	2nd	9:12
Carson MacMillan	Alexander Salak	@ Houston	NG	3/16/12	2nd	20:00
Ben Walter	Alec Richards	@ Abbotsford	NG	10/16/11	3rd	1:49
Launce Bouma	Alec Richards	@ Abbotsford	NG	10/14/11	2nd	11:21
Alexandre Giroux	Alec Richards	vs. Oklahoma City	NG	12/11/10	OT	0:14
Yan Stastny	Corey Crawford	@ Manitoba	NG	3/13/10	3rd	13:31
Brett MacLean	Joe Fallon	@ San Antonio	NG	1/9/10	2nd	4:18
Raymond Sawada	Joe Fallon	vs. Texas	NG	11/21/09	OT	2:10

UHL ALL-TIME PENALTY SHOTS AGAINST

UHL Penalty Shots Against: 5-25 (20%)

Shooter	Goaltender	Opponent	G/NG	Date	Period	Time
Nicolas Corbeil	Jason Tapp	vs. Quad City	NG	12/15/06	3rd	9:22
Jesse Bennefield	Kevin St. Pierre	vs. Fort Wayne	NG	11/25/06	1st	19:28
Kaleb Betts	Steffan Braunlich	at Bloomington	NG	11/3/06	2nd	6:27
Steve Yetman	Rod Branch	vs. Motor City	NG	10/23/05	---	10:10
Clint Wensley	Aaron Vickar	at Missouri	NG	3/09/02	3rd	0:10
David Hoogsteen	Brian Regan	at Missoula	G	10/20/01	2nd	8:52
Peter Roed	Pierre-Luc Therrien	vs. Port Huron	G	10/19/01	2nd	7:59
Norm Paquet	Doug Tesky	at Fort Wayne	NG	2/24/00	3rd	11:34
Mike Figliomeni	Joe Dimaline	at Muskegon	G	2/16/00	2nd	10:23
Dan Davies	Mike Brusseau	at Ohio	NG	1/07/00	2nd	14:06
Mike Figliomeni	Eoin McInerney	vs. Madison	G	12/29/99	1st	17:29
Mike Figliomeni	Alan Hitchner	vs. Flint	G	12/19/99	2nd	6:28

UHL ALL-TIME PENALTY SHOTS AGAINST

UHL Penalty Shots Against: 5-25 (20%)

Shooter	Goaltender	Opponent	G/NG	Date	Period	Time
Justin Cross	Fredric Cloutier	@ Kalamazoo	NG	3/10/07	3rd	9:28
Lucas Drake	Jake Moreland	vs. Kalamazoo	NG	1/6/07	2nd	15:33
Bobby Reynolds	Ronnie Vogel	@ Flint	G	2/20/04	3rd	11:11
Blair Manning	Jeff Harvey	@ Motor City	G	10/30/04	1st	9:33

ICEHOGS ALL-TIME WIN/LOSS RECORDS

GAMES PLAYED

ALL-TIME: 1,773
 AHL: 1,167
 UHL: 606

RECORD IN SHOOTOUTS

ALL-TIME: 147-116
 AHL: 83-59
 UHL: 64-57

WHEN SCORING FIRST

ALL-TIME: 563-222-25-56
 AHL: 364-157-25-27
 UHL: 199-65-29

HOME GAMES PLAYED

ALL-TIME: 887
 AHL: 585
 UHL: 302

HOME SHOOTOUT RECORD

ALL-TIME: 44-27
 AHL: 44-27
 UHL: N/A

WHEN OPPONENT SCORES FIRST

ALL-TIME: 298-534-45-58
 AHL: 203-344-45-30
 UHL: 95-190-28

ROAD GAMES PLAYED

ALL-TIME: 886
 AHL: 582
 UHL: 304

ROAD SHOOTOUT RECORD

ALL-TIME: 36-32
 AHL: 36-32
 UHL: N/A

WHEN OUT-SHOOTING OPPONENTS

ALL-TIME: 509-334-29-47
 AHL: 342-237-29-23
 UHL: 167-97-24

RECORD OVERALL

ALL-TIME: 871-723-64-115
 AHL: 577-468-64-58
 UHL: 294-255-57

WHEN LEADING AFTER 1 PERIOD

ALL-TIME: 439-101-20-27
 AHL: 281-69-20-13
 UHL: 158-34-14

WHEN OUT-SHOT BY OPPONENTS

ALL-TIME: 382-382-32-60
 AHL: 263-227-32-29
 UHL: 119-155-31

HOME RECORD

ALL-TIME: 492-318-25-54
 AHL: 320-216-25-26
 UHL: 172-102-28

WHEN TRAILING AFTER 1 PERIOD

ALL-TIME: 173-420-25-38
 AHL: 125-268-25-17
 UHL: 48-152-21

WHEN SHOTS ARE EVEN

ALL-TIME: 27-30-0-6
 AHL: 19-27-0-4
 UHL: 8-3-2

ROAD RECORD

ALL-TIME: 379-405-41-61
 AHL: 257-252-41-32
 UHL: 122-153-29

WHEN TIED AFTER 1 PERIOD

ALL-TIME: 297-228-22-51
 AHL: 209-159-22-30
 UHL: 88-69-21

RECORD IN OVERTIME

ALL-TIME: 75-70
 AHL: 75-70
 UHL: No OT Played

WHEN LEADING AFTER 2 PERIODS

ALL-TIME: 578-32-14-32
 AHL: 383-19-14-14
 UHL: 195-13-18

HOME OVERTIME RECORD

ALL-TIME: 39-27
 AHL: 39-27
 UHL: No OT Played

WHEN TRAILING AFTER 2 PERIODS

ALL-TIME: 112-564-24-30
 AHL: 79-362-24-10
 UHL: 33-202-20

ROAD OVERTIME RECORD

ALL-TIME: 36-43
 AHL: 36-43
 UHL: No OT Played

WHEN TIED AFTER 2 PERIODS

ALL-TIME: 224-137-29-36
 AHL: 157-94-29-17
 UHL: 67-39-19

Team Info

Hockey Ops

2022-23 Recap

Records

Playoff Records

Team History

Alumni

Season Recaps

Opponents

ICEHOGS ALL-TIME WIN/LOSS RECORDS

Team Info	All-Time Record			AHL Record			UHL Record		
Monthly Record	October:	98-75-4-11	October:	70-53-4-6	October:	28-22-5			
	November:	129-112-8-27	November:	83-71-8-14	November:	46-41-13			
	December:	136-127-12-21	December:	90-70-12-13	December:	46-57-8			
	January:	135-110-14-22	January:	86-73-14-12	January:	49-37-10			
	February:	143-118-12-14	February:	88-76-12-7	February:	55-42-7			
	March:	151-116-12-17	March:	92-72-12-5	March:	59-44-11			
Hockey Ops	April:	74-60-2-4	April:	63-48-2-1	April:	11-12-3			
	May:	3-4-0-0	May:	3-4-0-0					
	Daily Record	Monday:	14-23-0-0	Monday:	12-20-0-0	Monday:	2-3-0		
		Tuesday:	29-33-1-2	Tuesday:	27-29-1-1	Tuesday:	2-4-1		
		Wednesday:	139-99-8-22	Wednesday:	83-53-8-9	Wednesday:	56-46-13		
		Thursday:	23-21-3-4	Thursday:	18-14-3-2	Thursday:	5-7-2		
Friday:		240-198-21-61	Friday:	157-128-21-39	Friday:	83-70-22			
Saturday:		265-238-22-27	Saturday:	176-154-22-16	Saturday:	89-84-11			
Sunday:		149-95-5-16	Sunday:	92-54-5-8	Sunday:	57-41-8			
Record In	1-goal games:	418-193-61-118	1-goal games:	300-143-61-61	1-goal games:	118-50-57			
	2-goal games:	185-214	2-goal games:	125-125	2-goal games:	60-89			
	3-goal games:	147-171	3-goal games:	93-111	3-goal games:	54-60			
	4-goal games:	67-76	4-goal games:	38-53	4-goal games:	29-23			
	5+-goal games:	56-68	5+-goal games:	23-36	5+-goal games:	33-32			
Record in Back-to-Back Games	Game 1:	268-218-23-44	Game 1:	185-137-23-21	Game 1:	83-81-23			
	Game 2:	268-237-22-24	Game 2:	173-156-22-14	Game 2:	95-81-10			
	Game 3:	93-51-1-13	Game 3:	47-21-1-4	Game 3:	46-30-9			
When Scoring	0 goals:	0-89-1-3	0 goals:	0-54-1-2	0 goals:	0-35-1			
	1 goal:	33-221-14-22	1 goal:	28-147-14-14	1 goal:	5-74-8			
	2 goals:	115-219-19-28	2 goals:	92-142-19-13	2 goals:	23-77-15			
	3 goals:	213-120-20-37	3 goals:	150-76-20-18	3 goals:	63-46-19			
	4 goals:	224-43-5-19	4 goals:	157-26-5-9	4 goals:	67-17-10			
	5 goals:	165-8-2-4	5 goals:	98-3-2-2	5 goals:	67-5-2			
	6 goals:	81-2-1-3	6 goals:	47-1-1-1	6 goals:	34-1-2			
	7 goals:	37-0-0-0	7 goals:	14-0-0-0	7 goals:	23-0-0			
	8 goals:	12-0-0-0	8 goals:	5-0-0-0	8 goals:	7-0-0			
	9 goals:	3-0-0-0	9 goals:	1-0-0-0	9 goals:	2-0-0			
10 goals:	3-0-0-0	10 goals:	0-0-0-0	10 goals:	3-0-0				
When Allowing	0 goals:	76-0-0-1	0 goals:	52-0-0-1	0 goals:	24-0-0			
	1 goal:	247-7-1-5	1 goal:	167-5-1-4	1 goal:	80-2-1			
	2 goals:	280-75-13-22	2 goals:	187-53-13-14	2 goals:	93-22-8			
	3 goals:	181-151-22-27	3 goals:	123-104-22-11	3 goals:	58-47-16			
	4 goals:	61-187-19-35	4 goals:	35-120-19-17	4 goals:	26-67-18			
	5 goals:	18-168-5-18	5 goals:	7-113-5-8	5 goals:	11-55-10			
	6 goals:	1-76-2-4	6 goals:	0-46-2-2	6 goals:	1-30-2			
	7 goals:	1-39-1-3	7 goals:	0-21-1-1	7 goals:	1-18-2			
	8 goals:	0-14-0-0	8 goals:	0-8-0-0	8 goals:	0-6-0			
	9 goals:	0-5-0-0	9 goals:	0-2-0-0	9 goals:	0-3-0			
	10 goals:	0-3-0-0	10 goals:	0-0-0-0	10 goals:	0-3-0			
11 goals:	0-1-0-0	11 goals:	0-1-0-0						
Team History									
Season Recaps									
Opponents									

WIN/LOSS RECORDS VS. OPPONENTS

Record by Conference:	Overall	Home	Away	OT	Shootouts
Eastern Conference:	34-24-1-5	23-9-0-0	12-14-1-5	4-1	4-3
Western Conference:	501-414-58-49	276-190-22-24	224-212-36-26	57-57	68-49

By Team:	Overall	Home	Away	OT	Shootouts
Abbotsford Heat	10-8-2-1	5-4-1-1	5-4-1-0	0-2	1-1
Bakersfield Condors	1-0-1-0	1-0-0-0	0-0-1-0	0-1	0-0
Belleville Senators	1-3-0-0	1-1-0-0	0-2-0-0	0-0	0-0
Charlotte Checkers	16-13-2-5	8-6-0-4	8-7-2-1	0-2	3-5
Chicago Wolves	90-73-11-5	55-31-3-1	35-42-8-4	10-11	8-4
Cleveland Monsters	38-31-3-1	23-13-1-0	15-18-2-1	4-3	7-2
Colorado Eagles	2-2-0-0	1-1-0-0	1-1-0-0	2-0	0-0
Grand Rapids Griffins	63-51-6-4	39-19-1-1	24-30-5-3	10-5	11-4
Hamilton Bulldogs	4-9-1-0	2-5-0-0	2-4-1-0	2-1	1-0
Hartford Wolf Pack	2-0-0-0	1-0-0-0	1-0-0-0	0-0	0-0
Henderson Silver Knights	2-2-0-0	1-1-0-0	1-1-0-0	0-0	0-0
Hershey Bears	3-0-0-1	2-0-0-0	1-0-0-1	1-0	0-1
Houston Aeros	19-15-0-2	10-7-0-1	9-8-0-1	2-0	2-2
Iowa Chops	4-6-0-0	3-2-0-0	1-4-0-0	0-0	0-0
Iowa Stars	6-2-0-0	3-1-0-0	3-1-0-0	0-0	0-0
Iowa Wild	48-36-11-5	25-14-6-5	23-20-5-0	5-11	4-5
Laval Rocket	2-2-0-0	0-2-0-0	2-0-0-0	0-0	2-0
Manchester Monarch	1-0-0-1	1-0-0-0	0-0-0-1	0-0	0-1
Manitoba Moose	27-30-3-3	12-13-2-3	15-14-1-0	2-3	7-3
Milwaukee Admirals	73-71-9-12	33-40-4-6	40-31-5-6	12-9	10-12
Norfolk Admirals	2-2-0-0	2-0-0-0	0-2-0-0	0-0	1-0
Oklahoma City Barons	8-11-3-0	4-6-1-0	4-5-2-0	1-3	2-0
Ontario Reign	2-2-0-0	1-1-0-0	1-1-0-0	1-0	0-0
Peoria Rivermen	29-25-3-5	17-14-0-0	12-11-3-5	1-3	5-5
Providence Bruins	1-0-0-1	1-0-0-0	0-0-0-1	0-0	0-1
Quad City Flames	7-8-0-1	4-3-0-1	3-5-0-0	1-0	2-1
Rochester Americans	4-2-0-0	3-0-0-0	1-2-0-0	0-0	0-0
San Antonio Rampage	38-24-3-4	24-8-1-2	14-15-1-3	4-2	3-5
San Diego Gulls	0-1-1-0	0-0-1-0	0-1-0-0	0-1	0-0
San Jose Barracuda	3-1-0-0	2-0-0-0	1-1-0-0	0-0	0-0
Springfield Thunderbirds	1-1-0-0	0-1-0-0	1-0-0-0	0-0	0-0
Stockton Heat	1-1-0-0	1-0-0-0	0-1-0-0	0-0	0-0
Syracuse Crunch	3-1-0-0	1-1-0-0	2-0-0-0	0-0	2-0
Texas Stars	37-24-4-4	19-13-2-1	19-11-2-3	7-4	5-4
Toronto Marlies	10-7-1-2	5-5-0-0	5-2-1-2	1-1	0-2
Tucson Roadrunners	6-1-1-0	3-1-0-0	3-0-1-0	1-1	0-0
Utica Comets	3-1-0-0	2-0-0-0	1-1-0-0	1-0	0-0
Wilkes-Barre/Scranton Penguins	2-2-0-0	2-0-0-0	0-2-0-0	0-0	0-0

Record by Conference:	Overall	Home	Away	Shootouts
Eastern Conference [^] :	51-49-9	29-20-2	22-30-6	11-9
Western Conference [^] :	117-128-22	72-50-13	44-78-9	33-22

By Team:	Overall	Home	Away	Shootouts
Adirondack	6-7-2	4-4-0	2-3-2	1-2
Asheville	6-4-1	2-3-0	4-1-1	1-1
Bloomington	10-1-2	4-1-1	6-0-1	0-2
B.C.	3-1-2	3-0-0	0-1-2	0-2
Chicago	9-4-0	6-1-0	3-3-0	1-0
Columbus	0-1-1	0-0-0	0-1-1	0-1
Danbury	1-2-0	1-1-0	0-1-0	0-0
Elmira	10-5-1	5-3-1	5-2-0	2-1
Flint	16-25-5	10-10-4	11-19-2	4-6
Fort Wayne	23-40-7	10-15-4	8-21-3	3-7
Kalamazoo*	33-26-9	21-10-4	12-16-5	8-9
Kansas City	7-3-2	4-0-2	3-3-0	1-1
Knoxville	8-5-0	3-4-0	5-1-0	0-0
Missouri	46-33-7	26-11-6	20-22-1	9-7
Mohawk Valley	5-1-0	3-0-0	2-1-0	0-0
Motor City	7-1-3	4-0-1	4-1-2	2-3
Muskegon	28-31-3	20-12-0	8-22-3	6-3
New Haven	1-1-0	1-0-0	0-1-0	0-0
Ohio/Saginaw	4-1-0	3-0-0	1-1-0	0-0
Port Huron Border Cats	8-8-0	6-3-0	2-5-0	2-0
Port Huron Flags	6-3-1	4-1-0	2-2-1	1-1
Quad City	40-42-9	22-21-5	18-21-4	8-9
Richmond	2-1-0	2-1-0	0-0-0	0-0
Roanoke Valley	14-6-1	8-1-0	6-5-1	4-1

*=Kalamazoo played in Madison in 1999-00; &=Roanoke Valley played in Port Huron as the Beacons from 2002-03 and 2004-05. Rockford was 12-6-1 overall, 7-1-0 at home and 5-5-1 in Port Huron. [^]=Records reflect the '99-00, '01-02, '02-03 and '03-04 seasons. There was not a Western and Eastern Conference in '00-01 or 2004-05.

ICEHOGS ALL-TIME AHL
TEAM VS. TEAM RECORDS

ICEHOGS ALL-TIME UHL
TEAM VS. TEAM RECORDS

Team Info

Hockey Ops

2022-23 Recap

Records

Playoff Records

Team History

Alumni

Season Recaps

Opponents

TEAM STREAKS

REGULAR SEASON:

LONGEST WINNING STREAK

ALL-TIME: 11 1/18/06-2/12/06
 AHL: 8 10/25/14-11/8/14
 UHL: 11 1/18/06-2/12/06

LONGEST HOME UNBEATEN STREAK

ALL-TIME: 13 12/16/05-2/11/06
 AHL: 11 3/6/15-4/17/15 10-0-1-0
 UHL: 13 12/16/05-2/11/06

LONGEST ROAD LOSING STREAK

ALL-TIME: 15 10/20/01-1/4/02
 AHL: 6 3/21/14-4/13/14
 UHL: 15 10/20/01-1/4/02

LONGEST UNBEATEN STREAK

ALL-TIME: 16 11/25/07-12/29/07 (11-0-1-4)
 AHL: 16 11/25/07-12/29/07 (11-0-1-4)
 UHL: 15 2/2/07-3/3/07 (14-0-1)

LONGEST HOME LOSING STREAK

ALL-TIME: 6 10/22/11-11/23/11
 AHL: 6 2/9/00-2/26/00
 UHL: 6 10/22/11-11/23/11
 UHL: 6 2/9/00-2/26/00

LONGEST ROAD NON-WINNING STREAK

ALL-TIME: 15 10/20/01-1/4/02 0-15-0
 AHL: 10 3/21/14-4/13/14 0-8-1-1
 UHL: 15 10/20/01-1/4/02 0-15-0

LONGEST LOSING STREAK

ALL-TIME: 9 11/7/01-11/24/01
 AHL: 6 2/25/17-3/10/17
 AHL: 6 1/19/13-2/13/13
 UHL: 9 11/7/01-11/24/01

LONGEST HOME NON-WINNING STREAK

ALL-TIME: 6 Several Tied
 AHL: 6 Several Tied,
 Last: 1/14/20-2/1/20 0-5-0-1
 UHL: 6 2/9/00-2/26/00 0-6-0

SPECIAL TEAMS

GAMES WITH A POWER PLAY GOAL

ALL-TIME: 12 1/22/06-2/19/06 17-86
 AHL: 11 11/10/07-12/1/07 17-68
 UHL: 12 1/22/06-2/19/06 17-86

GAMES WITHOUT A POWER-PLAY GOAL

ALL-TIME: 12 3/12/03-3/30/03 0-42
 AHL: 7 10/4/19-10/26/19 0-28
 AHL: 7 11/10/17-11/24/17 0-29
 AHL: 7 3/4/09-3/20/09 0-22
 UHL: 12 3/12/03-3/30/03 0-42

LONGEST NON-WINNING STREAK

ALL-TIME: 9 11/23/16-12/10/16 (0-5-1-3)
 AHL: 9 11/7/01-11/24/01 (0-9-0)
 AHL: 9 11/23/16-12/10/16 (0-5-1-3)
 UHL: 9 11/7/01-11/24/01 (0-9-0)

LONGEST ROAD WINNING STREAK

ALL-TIME: 7 1/22/06-2/17/06
 AHL: 6 12/29/07-2/1/08
 UHL: 7 1/22/06-2/17/06

HOME/ROAD

LONGEST HOME WINNING STREAK

ALL-TIME: 11 1/10/06-3/3/07
 AHL: 6 Several Tied,
 Last: 2/16/19-3/20/19
 UHL: 11 1/10/06-3/3/07

LONGEST ROAD UNBEATEN STREAK

ALL-TIME: 15 11/30/07-2/1/08 10-0-1-4
 AHL: 15 11/30/07-2/1/08 10-0-1-4
 UHL: 10 1/22/06-2/22/06 9-0-1

POWER-PLAYS WITHOUT A GOAL

ALL-TIME: 42 3/12/03-3/30/03
 AHL: 29 10/4/19-10/30/19
 AHL: 29 11/10/17-11/24/17
 UHL: 42 3/12/03-3/30/03

INDIVIDUAL STREAKS

CONSECUTIVE GAMES WITH:

A GOAL

ALL-TIME: 5 Several:
 Last: Tyler Sikura 1/6/18-1/13/18 (5g)
 AHL: 5 Tyler Sikura 1/6/18-1/13/18 (5g)
 AHL: 5 Rob Klinkhammer 12/31/08-1/9/09 (6g)
 UHL: 5 Several tied

WITH A SHOT

ALL-TIME: 187 Jeremy Morin 11/9/11-11/01/15
 AHL: 187 Jeremy Morin 11/9/11-11/01/15
 UHL: 49 Clint Wensley 3/16/02-3/19/03

AN ASSIST

ALL-TIME: 9 Dave Paradise 1/16/04-2/20/04 (9a)
 AHL: 9 Steve Cygan 2/22/03-3/15/03 (11a)
 AHL: 9 Nick Checco 11/11/00-11/19/00 (11a)
 AHL: 7 Lukas Reichel 1/17/22-1/28/22 (8a)
 UHL: 9 Dave Paradise 1/16/04-2/20/04 (9a)
 AHL: 9 Steve Cygan 2/22/03-3/15/03 (11a)
 AHL: 9 Nick Checco 11/11/00-11/19/00 (11a)

PLUS/MINUS RATING OF EVEN+

ALL-TIME: 27 Ryan Carrigan 12/3/05-2/12/06 (+15)
 AHL: 22 Jerramie Domish 1/16/08-3/15/08 (+13)
 UHL: 27 Ryan Carrigan 12/3/05-2/12/06 (+15)

PLUS/MINUS RATING OF MINUS

ALL-TIME: 8 Rob Klinkhammer 1/21/11-2/9/11 (-10)
 AHL: 8 Gavin Hodgson 12/5/03-12/20/03 (-10)
 AHL: 8 Rob Klinkhammer 1/21/11-2/9/11 (-10)
 UHL: 8 Gavin Hodgson 12/5/03-12/20/03 (-10)

A POINT

ALL-TIME: 15 Jeff Taffe 1/28/11-2/27/11 (10g-12a-22pts)
 AHL: 15 Martin St. Pierre 11/30/07-1/4/08 (5g-17a-22pts)
 AHL: 15 Jeff Taffe 1/28/11-2/27/11 (10g-12a-22pts)
 AHL: 15 Martin St. Pierre 11/30/07-1/4/08 (5g-17a-22pts)
 UHL: 13 Preston Mizzi 1/10/07-3/2/07 (13g-16a-29pts)

GAMES PLAYED

ALL-TIME: 193 Ville Pokka 10/9/15-1/20/18
 AHL: 193 Ville Pokka 10/9/15-1/20/18
 UHL: 156 Steve Pelletier 10/21/04-4/15/06

PENALTY MINUTES

ALL-TIME: 12 Several Tied
 AHL: 11 Theo Peckham 10/26/13-12/27/13 (52 PIMS)
 UHL: 12 Olivier Proulx 2/10/06-3/3/06 (64 PIMS)
 AHL: 12 Eric Labelle 11/20/04-12/15/04 (102 PIMS)
 AHL: 12 Kevin Holliday 3/11/00-4/1/00 (111 PIMS)

INDIVIDUAL STREAKS

GOALTENDERS:

SHUTOUT STREAK (MINUTES)

ALL-TIME: 152:17 Mac Carruth 4/13/16-4/16/16 (1 SO)
 AHL: 152:17 Mac Carruth 4/13/16-4/16/16 (1 SO)
 UHL: 133:21 Michel Robinson 12/17/04-12/19/04 (1 SO)

NON-WINNING STREAK (GAMES)

ALL-TIME: 9 J.F. Rivard 10/19/01-12/7/01 (0-8-1)
 AHL: 8 Kevin Lankinen 12/21/19-1/25/20 (0-7-1)
 UHL: 9 J.F. Rivard 10/19/01-12/7/01 (0-8-1)

WINNING STREAK (GAMES)

ALL-TIME: 10 Michel Robinson 1/7/06-2/22/06
 AHL: 7 Jason LaBarbera 2/4/14-2/25/14
 UHL: 10 Michel Robinson 1/7/06-2/22/06

WINNING STREAK TO START SEASON

ALL-TIME: 6 Ronnie Vogel 10/21/05-11/13/05
 AHL: 5 J.F. Berube 10/7/17-10/25/17
 UHL: 6 Ronnie Vogel 10/21/05-11/13/05

UNBEATEN STREAK (GAMES)

ALL-TIME: 15 Corey Crawford 11/25/07-12/27/07 (10-0-1-4)
 AHL: 15 Michel Robinson 12/16/05-12/22/06 (13-0-2)
 AHL: 15 Corey Crawford 11/25/07-12/27/07 (10-0-1-4)
 UHL: 15 Michel Robinson 12/16/05-12/22/06 (13-0-2)

UNBEATEN STREAK TO START SEASON

ALL-TIME: 12 Ronnie Vogel 10/21/05-12/9/05 (11-0-1)
 AHL: 5 J.F. Berube 10/7/17-10/25/17 (5-0-0-0)
 UHL: 12 Ronnie Vogel 10/21/05-12/9/05 (11-0-1)

LOSING STREAK (GAMES)

ALL-TIME: 7 Corey Crawford 2/2/08-3/29/08
 AHL: 7 Corey Crawford 2/2/08-3/29/08
 UHL: 6 J.F. Rivard 11/3/01-12/7/01
 AHL: 6 J.F. Rivard 12/30/00-1/17/01

SINGLE SEASON ATTENDANCE RECORDS

REG. SEASON RECORDS:

All-Time Record

Top 10 Attendance - Highest

1.	7,420	3/29/02	vs. Quad City	01-02
2.	7,389	10/13/00	vs. Quad City	00-01
3.	6,982	3/18/06	vs. Adirondack	05-06
4.	6,885	11/19/99	vs. Quad City	99-00
5.	6,798	2/25/06	vs. Quad City	05-06
6.	6,739	3/25/06	vs. Fort Wayne	05-06
7.	6,673	10/24/03	vs. Quad City	03-04
8.	6,664	3/3/07	vs. Quad City	06-07
9.	6,616	2/16/08	vs. Chicago	07-08
10.	6,543	4/18/15	vs. Toronto	14-15

Top 10 Attendance - Lowest

1.	1,719	2/5/08	vs. Houston	07-08
2.	1,795	11/18/09	vs. Texas	09-10
3.	1,808	12/12/04	vs. Kalamazoo	04-05
4.	1,839	3/14/05	vs. Kansas City	04-05
5.	1,864	11/30/03	vs. Flint	03-04
6.	1,894	12/16/00	vs. Fort Wayne	01-02
7.	1,900	12/16/19	vs. GR	18-19
8.	1,908	10/31/00	vs. Kalamazoo	01-02
9.	1,914	11/4/01	vs. Kalamazoo	01-02
10.	1,929	11/4/09	vs. San Antonio	09-10

Top 10 Attendance - (Road)

1.	16,860	1/24/14	at Milwaukee	13-14
2.	16,280	1/31/15	at Chicago	14-15
3.	16,205	2/1/13	at San Antonio	12-13
4.	16,019	4/11/09	at Chicago	08-09
5.	16,005	1/18/14	at Chicago	13-14
6.	15,920	1/12/12	at Chicago	11-12
7.	15,888	3/10/12	at Milwaukee	11-12
8.	15,632	2/4/17	at Chicago	16-17
9.	15,319	4/14/18	at Chicago	17-18
10.	14,871	1/30/16	at Chicago	15-16

AHL Record

1.	6,616	2/16/08	vs. Chicago	
2.	6,543	4/18/15	vs. Toronto	
3.	6,524	3/19/16	vs. Chicago	
4.	6,524	4/12/14	vs. Iowa	
5.	6,513	3/22/14	vs. Chicago	
6.	6,506	2/7/15	vs. Milwaukee	
7.	6,504	1/25/14	vs. Milwaukee	
8.	6,501	1/21/23	vs. Chicago	
9.	6,498	3/5/16	vs. Lake Erie	
10.	6,475	3/7/15	vs. Grand Rapids	

1.	1,327	2/22/22*	vs. Milwaukee	
2.	1,379	12/8/21*	vs. Iowa	
3.	1,390	11/10/21*	vs. Iowa	
4.	1,445	1/26/22*	vs. Iowa	
5.	1,708	11/28/21*	vs. Milwaukee	
6.	1,719	2/5/08	vs. Houston	
2.	1,788	10/23/22*	vs. Manitoba	
7.	1,792	11/7/21*	vs. Manitoba	
3.	1,795	11/18/09	vs. Texas	
10.	1,836	2/4/20	vs. Texas	

Season-by-Season Avg. Attendance

2007-08:	3,826
2008-09:	3,909
2009-10:	3,978
2010-11:	4,360
2011-12:	4,244
2012-13:	4,560
2013-14:	4,804
2014-15:	4,834
2015-16:	5,013
2016-17:	4,326
2017-18:	3,915
2018-19:	3,876
2019-20*:	3,759
2020-21*:	0
2021-22*:	2,962
2022-23:	4,034

Season-by-Season Overall Attendance

2007-08:	153,056
2008-09:	156,352
2009-10:	159,132
2010-11:	174,418
2011-12:	161,286
2012-13:	173,292
2013-14:	182,540
2014-15:	183,701
2015-16:	190,492
2016-17:	164,379
2017-18:	147,634
2018-19:	147,306
2019-20*:	120,290
2020-21*:	0
2021-22*:	106,634
2022-23:	145,213

*no attendance due to COVID regulations

UHL Record

1.	7,420	3/29/02	vs. Quad City	
2.	7,389	10/13/00	vs. Quad City	
3.	6,982	3/18/06	vs. Adirondack	
4.	6,885	11/19/99	vs. Quad City	
5.	6,798	2/25/06	vs. Quad City	
6.	6,739	3/25/06	vs. Fort Wayne	
7.	6,673	10/24/03	vs. Quad City	
8.	6,664	3/3/07	vs. Quad City	
9.	6,324	3/8/03	vs. Missouri	
10.	6,301	2/12/00	vs. Missouri	

1.	1,808	12/12/04	vs. Kalamazoo	
2.	1,839	3/14/05	vs. Kansas City	
3.	1,864	11/30/03	vs. Flint	
4.	1,894	12/16/01	vs. Fort Wayne	
5.	1,908	10/31/01	vs. Kalamazoo	
6.	1,914	11/4/01	vs. Kalamazoo	
7.	1,950	12/5/01	vs. Flint	
8.	1,976	2/11/02	vs. Kalamazoo	
9.	2,023	12/1/03	vs. Port Huron	
10.	2,025	12/11/02	vs. Elmira	

Season-by-Season Avg. Attendance

1999-2000:	3,880
2000-01:	3,707
2001-02:	3,239
2002-03:	3,667
2003-04:	3,549
2004-05:	3,694
2005-06:	3,973
2006-07:	3,895

Season-by-Season Overall Attendance

1999-2000:	143,195
2000-01:	137,164
2001-02:	119,852
2002-03:	139,353
2003-04:	131,372
2004-05:	147,779
2005-06:	150,548
2006-07:	148,037

BEST RECORD AFTER...

REG. SEASON RECORDS:

All-Time Record

Games	Record	Win Pct.	Season
5 gms:	5-0-0	1.000	2005-06
10 gms:	9-1-0	.900	2005-06
15 gms:	12-2-1	.833	2005-06
1/4 mark:	14-4-1	.763	2005-06 (19 gms)
13-4-3	.725	2004-05	
25 gms:	18-6-1	.740	2005-06
17-5-3	.740	2004-05	
30 gms:	21-6-3	.750	2005-06
1/2 mark:	26-7-5	.750	2005-06 (38 gms)
45 gms:	33-7-5	.789	2005-06
50 gms:	36-8-6	.780	2005-06
3/4 mark:	40-11-6	.754	2005-06 (57 gms)
65 gms:	44-14-7	.731	2005-06
70 gms:	46-17-7	.707	2005-06
75 gms:	47-19-9	.687	2005-06
Final:	48-19-9	.690	2005-06

AHL Record

Games	Record	Win Pct.	Season
5 gms:	4-1-0-0	.800	2017-18
10 gms:	4-1-0-0	.800	2008-09
15 gms:	7-2-1-0	.750	2013-14
10 gms:	7-2-0-1	.750	2014-15
15 gms:	10-4-0-1	.700	2014-15
1/4 mark:	15-4-0-1	.775	2014-15 (20 gms)
25 gms:	16-6-2-1	.700	2014-15
30 gms:	18-6-2-4	.700	2007-08
1/2 mark:	23-9-3-5	.675	2007-08 (40 gms)
45 gms:	28-9-3-5	.711	2007-08
50 gms:	30-12-3-5	.680	2007-08
3/4 mark:	34-19-5-2	.625	2014-15 (60 gms)
65 gms:	39-19-5-2	.654	2014-15
70 gms:	42-21-5-2	.650	2014-15
75 gms:	46-22-5-2	.660	2014-15
Final:	46-23-5-2	.651	2014-15

UHL Record

Games	Record	Win Pct.	Season
5 gms:	5-0-0	1.000	2005-06
10 gms:	9-1-0	.900	2005-06
15 gms:	12-2-1	.833	2005-06
1/4 mark:	14-4-1	.763	2005-06 (19 gms)
13-4-3	.725	2004-05	
25 gms:	18-6-1	.740	2005-06
17-5-3	.740	2004-05	
30 gms:	21-6-3	.750	2005-06
1/2 mark:	26-7-5	.750	2005-06 (38 gms)
45 gms:	33-7-5	.789	2005-06
50 gms:	36-8-6	.780	2005-06
3/4 mark:	40-11-6	.754	2005-06 (57 gms)
65 gms:	44-14-7	.731	2005-06
70 gms:	46-17-7	.707	2005-06
75 gms:	47-19-9	.687	2005-06
Final:	48-19-9	.690	2005-06

ICEHOGS AHL ALL-TIME HEAD COACHING RECORDS

Team Info
Hockey Ops
2022-23 Recap
Records
Playoff Records
Team History
Alumni
Season Recaps
Opponents



Mike Haviland (2007-08)

Year	Record	%	Home	Road
07-08	44-26-4-6	.613	23-14-1-2	21-12-3-4
Career	44-26-4-6	.613	23-14-1-2	21-12-3-4

Playoffs

Year	Record	%	Home	Road
07-08	7-5	.583	3-2	4-3



Bill Peters (2008-11)

Year	Record	%	Home	Road
08-09	40-34-0-6	.537	22-16-0-2	18-18-0-4
09-10	44-30-3-3	.588	26-12-1-1	18-18-2-2
10-11	38-33-4-5	.531	19-17-2-2	19-16-2-3
Career	122-97-7-14	.552	67-45-3-5	55-52-4-9

Playoffs

Year	Record	%	Home	Road
08-09	0-4	.000	0-2	0-2
09-10	0-4	.000	0-2	0-2
Career	0-8	.000	0-4	0-4



Ted Dent (2011-17)

Year	Record	%	Home	Road
11-12	35-32-2-7	.520	18-16-0-4	17-16-2-3
12-13	42-31-2-1	.572	21-17-0-0	21-14-2-1
13-14	35-32-5-4	.520	24-11-1-2	11-21-4-2
14-15	46-23-5-2	.651	24-9-4-1	22-14-1-1
15-16	40-22-10-4	.618	23-9-3-3	17-13-7-1
16-17	25-39-9-3	.408	16-15-5-2	9-24-4-1
Career	223-179-33-21	.548	126-77-13-12	97-102-20-9

Playoffs

Year	Record	%	Home	Road
14-15	4-4	.500	2-2	2-2
15-16	0-3	.000	0-2	0-1
Career	4-7	.363	2-4	2-3



Jeremy Colliton (2017-19)

Year	Record	%	Home	Road
17-18	40-28-4-4	.579	22-13-2-1	18-15-2-3
18-19	6-3-1-2	.625	3-1-0-2	3-2-1-0
Career	46-31-5-6	.585	25-14-2-3	21-17-3-3

Playoffs

Year	Record	%	Home	Road
17-18	9-4	.692	5-1	4-3



Derek King (2018-21)

Year	Record	%	Home	Road
18-19*	29-28-3-4	.508	18-13-1-0	11-15-2-4
19-20	29-30-2-2	.492	17-14-0-1	12-16-2-1
20-21	12-19-1-0	.391	8-9-0-0	4-10-1-0
21-22	2-4-0-0	.333	0-0-0-0	2-4-0-0
Career	72-81-6-6	.473	43-36-1-1	29-45-5-5

*Interim Head Coach

ICEHOGS AHL ALL-TIME HEAD COACHING RECORDS



Anders Sorensen (2021-Present)

Year	Record	%	Home	Road
21-22 [^]	35-26-4-1	.568	18-16-2-0	17-10-2-1
22-23	35-28-5-4	.549	18-14-1-3	17-14-4-1
Career	70-54-9-5	.556	36-30-3-3	34-24-6-2

^Interim Head Coach

Playoffs

Year	Record	%	Home	Road
21-22 [^]	2-3	.400	2-1	0-2
22-23	2-3	.400	1-2	1-1
Career	4-6	.400	3-3	1-3

Team Info

Hockey Ops

2022-23 Recap

Records

Playoff Records

Team History

Alumni

Season Recaps

Opponents

ICEHOGS HEAD COACHING RECORDS

CAREER REG. SEASON

MOST GAMES

ALL-TIME:	456	Ted Dent	11-17
AHL:	456	Ted Dent	11-17
UHL:	232	Steve Martinson	04-07

HIGHEST HOME WIN % (MIN. 15 GAMES)

ALL-TIME:	.728	Steve Martinson	04-07	(78-25-13)
AHL:	.618	Jeremy Colliton	17-18	(22-13-2-1)
UHL:	.728	Steve Martinson	04-07	(78-25-13)

MOST WINS/CAREER

ALL-TIME:	223	Ted Dent	11-17
AHL:	223	Ted Dent	11-17
UHL:	142	Steve Martinson	04-07

LOWEST HOME WIN % (MIN. 15 GAMES)

ALL-TIME:	.522	Dale DeGray	99-01	(35-32-7)
AHL:	.543	Derek King	18-21	(43-36-1-0)
UHL:	.522	Dale DeGray	99-01	(35-32-7)

MOST WINS/SEASON

ALL-TIME:	48	Steve Martinson	06-07
AHL:	48	Steve Martinson	05-06
AHL:	46	Ted Dent	14-15
UHL:	48	Steve Martinson	06-07
UHL:	48	Steve Martinson	05-06

MOST ROAD WINS/CAREER

ALL-TIME:	97	Ted Dent	11-17
AHL:	97	Ted Dent	11-17
UHL:	64	Steve Martinson	04-07

MOST ROAD WINS/SEASON

ALL-TIME:	22	Ted Dent	14-15
AHL:	22	Steve Martinson	04-07
AHL:	22	Ted Dent	14-15
UHL:	22	Steve Martinson	04-07

MOST LOSSES/CAREER

ALL-TIME:	179	Ted Dent	11-17
AHL:	179	Ted Dent	11-17
UHL:	72	Dale DeGray	99-01

MOST LOSSES/SEASON

ALL-TIME:	41	Scott Bell	01-02
AHL:	39	Ted Dent	16-17
UHL:	41	Scott Bell	01-02

MOST ROAD LOSSES/CAREER

ALL-TIME:	102	Ted Dent	11-17
AHL:	102	Ted Dent	11-17
UHL:	47	Scott Bell	01-03

HIGHEST WIN % (MIN. 20 GAMES)

ALL-TIME:	.666	Steve Martinson	04-07	(124-65-25)
AHL:	.613	Mike Haviland	07-08	(44-26-6)
UHL:	.666	Steve Martinson	04-07	(124-65-2)

MOST ROAD LOSSES/SEASON

ALL-TIME:	24	Ted Dent	16-17
AHL:	24	Scott Bell	01-02
AHL:	24	Ted Dent	16-17
UHL:	24	Scott Bell	01-02

LOWEST WIN % (MIN. 20 GAMES)

ALL-TIME:	.416	Mark Bernard	03-04	(25-35-3)
AHL:	.473	Derek King	18-21	(72-81-6-6)
UHL:	.416	Mark Bernard	03-04	(25-35-3)

HIGHEST ROAD WIN % (MIN. 15 GAMES)

ALL-TIME:	.613	Mike Haviland	07-08	(21-12-3-4)
AHL:	.613	Mike Haviland	07-08	(21-12-3-4)
UHL:	.603	Steve Martinson	04-07	(64-40-12)

MOST HOME WINS/CAREER

ALL-TIME:	126	Ted Dent	11-17
AHL:	126	Ted Dent	11-17
UHL:	78	Steve Martinson	04-07

LOWEST ROAD WIN % (MIN. 15 GAMES)

ALL-TIME:	.265	Scott Bell	01-03	(17-47-5)
AHL:	.405	Derek King	18-21	(29-45-5-5)
UHL:	.265	Scott Bell	01-03	(17-47-5)

MOST HOME WINS/SEASON

ALL-TIME:	27	Steve Martinson	05-06
AHL:	26	Bill Peters	09-10
UHL:	27	Steve Martinson	05-06

MOST SHOOTOUT LOSSES/CAREER

ALL-TIME:	25	Steve Martinson	04-07
AHL:	21	Ted Dent	11-17
UHL:	25	Steve Martinson	04-07

MOST HOME LOSSES/CAREER

ALL-TIME:	77	Ted Dent	11-17
AHL:	77	Ted Dent	11-17
UHL:	32	Dale DeGray	99-01

ICEHOGS HEAD COACHING RECORDS

CAREER PLAYOFFS

MOST PLAYOFF GAMES

ALL-TIME:	39	Steve Martinson	04-07
AHL:	13	Jeremy Colliton	2018
UHL:	39	Steve Martinson	04-07

MOST HOME PLAYOFF LOSSES/CAREER

ALL-TIME:	4	Several Tied	
AHL:	4	Bill Peters	08-10
UHL:	4	Ted Dent	11-16
UHL:	4	Steve Martinson	04-07

MOST PLAYOFF WINS/CAREER

ALL-TIME:	23	Steve Martinson	04-07
AHL:	9	Jeremy Colliton	17-18
UHL:	23	Steve Martinson	04-07

MOST HOME PLAYOFF LOSSES/SEASON

ALL-TIME:	2	Several, Last: Anders Sorensen	2023
AHL:	2	Several, Last: Anders Sorensen	2023
UHL:	2	Steve Martinson	2006
UHL:	2	Steve Martinson	2005

MOST PLAYOFF WINS/SEASON

ALL-TIME:	12	Steve Martinson	2007
AHL:	9	Jeremy Colliton	2018
UHL:	12	Steve Martinson	2007

MOST ROAD PLAYOFF WINS/CAREER

ALL-TIME:	7	Steve Martinson	04-07
AHL:	4	Jeremy Colliton	17-18
AHL:	4	Mike Haviland	2008
UHL:	7	Steve Martinson	04-07

MOST PLAYOFF LOSSES/CAREER

ALL-TIME:	16	Steve Martinson	04-07
AHL:	8	Bill Peters	08-10
UHL:	16	Steve Martinson	04-07

MOST ROAD PLAYOFF WINS/SEASON

ALL-TIME:	4	Several Tied	
AHL:	4	Jeremy Colliton	2018
UHL:	3	Mike Haviland	2008
UHL:	3	Steve Martinson	2007
UHL:	3	Steve Martinson	2005

MOST PLAYOFF LOSSES/SEASON

ALL-TIME:	6	Steve Martinson	2005
AHL:	5	Mike Haviland	2008
UHL:	6	Steve Martinson	2005

MOST ROAD PLAYOFF LOSSES/CAREER

ALL-TIME:	12	Steve Martinson	04-07
AHL:	4	Bill Peters	08-10
UHL:	12	Steve Martinson	04-07

MOST HOME PLAYOFF WINS/CAREER

ALL-TIME:	16	Steve Martinson	04-07
AHL:	5	Jeremy Colliton	17-18
UHL:	16	Steve Martinson	04-07

MOST ROAD PLAYOFF LOSSES/SEASON

ALL-TIME:	5	Steve Martinson	2007
AHL:	3	Jeremy Colliton	2018
AHL:	3	Mike Haviland	2008
UHL:	5	Steve Martinson	2007



ICEHOGS PLAYOFF RECORDS

TEAM PLAYOFF RECORDS

SINGLE PLAYOFF SEASON:

Team Info

MOST GAMES

ALL-TIME: 17 2007
 AHL: 13 2018
 UHL: 17 2007

MOST WINS

ALL-TIME: 12 2007
 AHL: 9 2018
 UHL: 12 2007

LEAST WINS

ALL-TIME: 0 2003, 2009, 2010
 0 2016
 AHL: 0 2009, 2010, 2016
 UHL: 0 2003

MOST HOME WINS

ALL-TIME: 9 2007
 AHL: 5 2018
 UHL: 9 2007

LEAST HOME WINS

ALL-TIME: 0 2003, 2009, 2010
 0 2016
 AHL: 0 2009, 2010, 2016
 UHL: 0 2003

MOST ROAD WINS

ALL-TIME: 4 2008
 AHL: 4 2018
 2008
 UHL: 3 2007

LEAST ROAD WINS

ALL-TIME: 0 Several
 Last: 2022
 AHL: 0 Several
 Last: 2022
 UHL: 0 2000, 2003

MOST LOSSES

ALL-TIME: 6 2005
 AHL: 5 2008
 UHL: 6 2005

LEAST LOSSES

ALL-TIME: 2 2000
 AHL: 3 2016, 2022, 2023
 UHL: 2 2000

MOST HOME LOSSES

ALL-TIME: 2 Several,
 Last: 2023
 AHL: 2 Several,
 Last: 2023
 UHL: 2 2005, 2006

LEAST HOME LOSSES

ALL-TIME: 0 2000, 2007
 AHL: 0 2007
 UHL: 0 2000

MOST ROAD LOSSES

ALL-TIME: 5 2007
 AHL: 3 2018
 2008
 UHL: 5 2007

LEAST ROAD LOSSES

ALL-TIME: 1 2016, 2023
 AHL: 1 2016, 2023
 UHL: 2 2003, 2000

Hockey Ops

MOST OVERTIME GAMES

ALL-TIME: 5 2018
 AHL: 5 2018
 UHL: 3 2005

MOST OVERTIME WINS

ALL-TIME: 2 2018, 2023
 AHL: 2 2018, 2023
 UHL: 1 2005, 2007

MOST OVERTIME LOSSES

ALL-TIME: 3 2018
 AHL: 3 2018
 UHL: 2 2005

MOST GOALS SCORED

ALL-TIME: 64 2007
 AHL: 45 2018
 UHL: 64 2007

LEAST GOALS SCORED

ALL-TIME: 4 2009
 AHL: 4 2009
 UHL: 6 2003

MOST GOALS ALLOWED

ALL-TIME: 44 2007
 AHL: 31 2018
 UHL: 44 2007

LEAST GOALS ALLOWED

ALL-TIME: 13 2000, 2009
 AHL: 13 2009
 UHL: 13 2000

MOST POWER-PLAY GOALS

All-time: 18 2018
 AHL: 18 2018
 UHL: 13 2005, 2007

LEAST POWER-PLAY GOALS

ALL-TIME: 0 2003
 AHL: 2 2016, 2022, 2023
 UHL: 0 2003

MOST SHORT-HANDED GOALS

ALL-TIME: 5 2006, 2007
 AHL: 3 2008
 UHL: 5 2006, 2007

LEAST SHORT-HANDED GOALS

ALL-TIME: 0 Several,
 Last: 2023
 AHL: 0 Several,
 Last: 2023
 UHL: 0 2000

HIGHEST POWER-PLAY PERCENTAGE

All-time: 32.1% 2018 (18-56)
 AHL: 32.1% 2018 (18-56)
 UHL: 14.3% 2000

LOWEST POWER-PLAY PERCENTAGE

ALL-TIME: 0.0% 2003 (0-16)
 AHL: 10.9% 2008 7-64
 UHL: 0.0% 2003 0-16

HIGHEST PENALTY KILL PERCENTAGE

ALL-TIME: 86.7% 2015 4-30
 AHL: 86.7% 2015 4-30
 UHL: 85.1% 2007 14-94

LOWEST PENALTY KILL PERCENTAGE

ALL-TIME: 54.5% 2016 5-11
 AHL: 54.5% 2016 5-11
 UHL: 72.7% 2000

2022-23 Recap

Records

Playoff Records

Team History

Alumni

Season Recaps

Opponents

MOST PENALTY MINUTES

ALL-TIME: 377 2007
 AHL: 244 2008
 UHL: 377 2007

LEAST PENALTY MINUTES

ALL-TIME: 34 2016
 AHL: 34 2016
 UHL: 91 2003

LONGEST WINNING STREAK (GAMES)

All-time: 7 4/21/18-5/11/18
 AHL: 7 4/21/18-5/11/18
 UHL: 6 4/29/06-5/13/07

LONGEST LOSING STREAK (GAMES)

ALL-TIME: 10 5/11/08-4/23/10
 AHL: 10 5/11/08-4/23/10
 UHL: 5 4/8/00-4/6/03

MOST CONSECUTIVE HOME VICTORIES

ALL-TIME: 10 4/13/06-4/18/08
 AHL: 3 4/22/18-5/11/18
 UHL: 9 4/15/06-5/10/07

MOST CONSECUTIVE ROAD VICTORIES

All-time: 4 4/21/18-5/5/18
 AHL: 4 4/21/18-5/5/18
 UHL: 2 4/15/05-4/16/05

MOST CONSECUTIVE HOME LOSSES

ALL-TIME: 5 5/11/08-4/23/10
 AHL: 5 5/11/08-4/23/10
 UHL: 2 5/7/06-5/10/06

MOST CONSECUTIVE ROAD LOSSES

ALL-TIME: 5 5/13/08-4/23/10
 5 4/8/00-4/6/03
 AHL: 5 5/13/08-4/23/10
 UHL: 5 4/8/00-4/6/03

LONGEST GAME

All-time: 117:22 4/26/18 at Chicago 4-3 3OTW
 AHL: 117:22 4/26/18 at Chicago 4-3 3OTW

ATTENDANCE

HIGHEST TOTAL ATTENDANCE

ALL-TIME: 42,882 2008 (12 games)
 AHL: 42,882 2008 (12 games)
 UHL: 31,858 2007 (9 games)

LOWEST TOTAL ATTENDANCE

ALL-TIME: 4,991 2009 (2 games)
 AHL: 4,991 2009 (2 games)
 UHL: 3,873 2003 (1 game)

HIGHEST AVERAGE ATTENDANCE

ALL-TIME: 4,112 2000 (1 game)
 AHL: 4,302 2022 (3 games)
 UHL: 4,112 2000 (1 game)

LOWEST AVERAGE ATTENDANCE

ALL-TIME: 2,496 2009 (2 games)
 AHL: 2,496 2009 (2 games)
 UHL: 3,073 2006 (4 games)

TEAM PLAYOFF RECORDS

PLAYOFF SERIES:

MOST GOALS SCORED

ALL-TIME:	25	2007 vs Kalamazoo
AHL:	19	2008 vs Chicago
UHL:	25	2007 vs Kalamazoo

LEAST GOALS SCORED

ALL-TIME:	3	2022 vs. Texas*
AHL:	3	2022 vs. Texas*
UHL:	6	2003 vs Quad City *best of three series

MOST GOALS ALLOWED

ALL-TIME:	25	2008 vs Chicago
AHL:	25	2008 vs Chicago
UHL:	21	2005 vs Fort Wayne

LEAST GOALS ALLOWED

All-time:	1	2022 vs. Texas
AHL:	1	2022 vs. Texas
UHL:	12	2005 vs Kalamazoo

MOST PENALTY MINUTES

ALL-TIME:	186	2008 vs Chicago
AHL:	186	2008 vs Chicago
UHL:	184	2005 vs Kalamazoo

MOST PENALTY MINUTES/OPPONENT

ALL-TIME:	204	2008 vs Chicago
AHL:	204	2008 vs Chicago
UHL:	91	2003 vs Quad City *best of five series

MOST POWER-PLAY GOALS/OPPONENT

ALL-TIME:	13	2008 vs Chicago
AHL:	13	2008 vs Chicago
UHL:		No Power-Play Goals

LEAST PENALTY MINUTES

ALL-TIME:	34	2016 vs Lake Erie
AHL:	34	2016 vs Lake Erie
UHL:	91	2003 vs Quad City

MOST OVERTIME GOALS

ALL-TIME:	2	Several tied
AHL:	2	2023 vs. Iowa*
UHL:	2	2005 vs Fort Wayne
	2	2005 vs Kalamazoo *best of three series

CONSECUTIVE VICTORIES (GAMES)

ALL-TIME:	4	4/29/07-5/5/07 vs FTW
AHL:	4	5/4/18-5/11/18 vs MB
UHL:	4	4/29/07-5/5/07 vs FTW

CONSECUTIVE LOSSES (GAMES)

ALL-TIME:	4	2010 vs Texas
	4	2009 vs Milwaukee
	4	2006 vs Kalamazoo
AHL:	4	2010 vs Texas
	4	2009 vs Milwaukee
UHL:	4	2006 vs Kalamazoo

INDIVIDUAL PLAYOFF RECORDS

SINGLE SEASON:

GOALS

ALL-TIME:	11	Brandon Segal	2005
AHL:	7	Victor Ejsdell	2018
	7	Chris DiDomenico	2018
UHL:	11	Brandon Segal	2005

ASSISTS

ALL-TIME:	13	Kevin Ulanski	2007
AHL:	13	Adam Clendening	2018
UHL:	13	Kevin Ulanski	2007

POINTS

ALL-TIME:	21	Kevin Ulanski	2007
AHL:	18	Chris DiDomenico	2018
UHL:	21	Kevin Ulanski	2007

PENALTY MINUTES

ALL-TIME:	64	Robin Big Snake	2006
	64	Eric Labelle	2005
AHL:	35	Mike Blunden	2008
UHL:	64	Robin Big Snake	2006
	64	Eric Labelle	2005

HIGHEST +/-

ALL-TIME:	+17	Nathan Lutz	2007
AHL:	+10	Jim Fahey	2008
UHL:	+17	Nathan Lutz	2007

LOWEST +/-

ALL-TIME:	-9	Tim Brent	2009
AHL:	-9	Tim Brent	2009
UHL:	-4	Corey Hessler	2007
	-4	Oak Hewer	2003

POWER-PLAY GOALS

ALL-TIME:	5	Brandon Segal	2005
AHL:	4	Cody Franson	2018
UHL:	5	Brandon Segal	2005

SHORTHANDED GOALS

ALL-TIME:	3	Greg Barber	2006
AHL:	1	Kris Versteeg	2008
	1	Troy Brouwer	2008
UHL:	3	Greg Barber	2006

OVERTIME GOALS

All-time:	2	Victor Ejsdell	2018
AHL:	2	Victor Ejsdell	2018
UHL:	1	Matt Gens	2007
	1	Terry Harrison	2005

GAME-WINNING GOALS

All-time:	4	Victor Ejsdell	2018
AHL:	4	Victor Ejsdell	2018
UHL:	3	Jason Notermann	2007

DEFENSEMAN GOALS

All-time:	6	Cody Franson	2018
AHL:	6	Cody Franson	2018
UHL:	3	Nathan Lutz	2005
	3	Nathan Lutz	2007

DEFENSEMAN ASSISTS

ALL-TIME:	13	Adam Clendening	2018
AHL:	13	Adam Clendening	2018
UHL:	11	Matt Gens	2007

DEFENSEMAN POINTS

ALL-TIME:	14	Adam Clendening	2018
AHL:	14	Adam Clendening	2018
	13	Cody Franson	2018
UHL:	13	Matt Gens	2007
	13	Nathan Lutz	2007

ROOKIE GOALS

All-time:	7	Victor Ejsdell	2018
AHL:	7	Victor Ejsdell	2018
UHL:	6	Chaz Johnson	2006

ROOKIE ASSISTS

ALL-TIME:	7	Several Tied	
AHL:	7	Matthew Highmore	2018
UHL:	7	Yannick Tifu	2006

ROOKIE POINTS

ALL-TIME:	12	Victor Ejsdell	2018	(7g-5a)
AHL:	12	Victor Ejsdell	2018	(7g-5a)
	9	Matthew Highmore	2018	(2g-7a)
UHL:	9	Benoit Doucet	2007	(3g-6a)

CONSECUTIVE GAMES WITH A GOAL

ALL-TIME:	4	J.C. Ruid	5g	(4/29/05-5/9/05 vs KZO/FTW)
AHL:	3	Chris DiDomenico	3g	(5/11/18-5/20/18 vs. MB/TX)
	3	Luke Johnson	3g	(5/22/18-5/25/18 vs. TX)
	3	Kris Versteeg	3g	(4/22/08-5/1/08 vs Houston)
UHL:	4	J.C. Ruid	5g	(4/29/05-5/9/05 vsKZO/FTW)

CONSECUTIVE GAMES WITH AN ASSIST

ALL-TIME:	6	Alex Kim	6a	(4/22/05-5/8/05 vs KZO/FTW)
AHL:	4	Martin St. Pierre	7a	(5/4/08-5/13/08 vs Chicago)
	4	Adam Clendening	6a	(5/9/18-5/20/18 vs. MB/TX)
	4	Adam Clendening	5a	(4/21/18-5/4/18 vs. CHI/MB)
UHL:	6	Alex Kim	6a	(4/22/05-5/8/05 vs KZO/FTW)

CONSECUTIVE GAMES WITH A POINT

ALL-TIME:	7	Petri Kontiola	3g-4a	(4/22/08-5/7/08 vs HOU/CHI)
	7	Alex Kim	1g-6a	(4/22/05-5/8/05 vs KZO/FTW)
AHL:	7	Petri Kontiola	3g-4a	(4/22/08-5/7/08 vs HOU/CHI)
UHL:	7	Alex Kim	1g-6a	(4/22/05-5/8/05 vs KZO/FTW)

CONSECUTIVE GAMES WITH A PENALTY

ALL-TIME:	6	Eric Labelle	54 PIMS	(4/15/05-4/29/05 vs KZO/FTW)
AHL:	5	Troy Brouwer	14 PIMS	(5/3/08-5/11/08 vs Chicago)
UHL:	6	Eric Labelle	54 PIMS	(4/15/05-4/29/05 vs KZO/FTW)

SHUTOUT STREAK

ALL-TIME:	118:29	Corey Crawford	4/18/08-4/19/08 vs Houston
AHL:	118:29	Corey Crawford	4/18/08-4/19/08 vs Houston
UHL:	113:21	Michel Robinson	4/15/05-4/16/05 vs KZO

TEAM PLAYOFF RECORDS

SINGLE GAME:

MOST GOALS SCORED

ALL-TIME:	8	4/22/07	vs Quad City	8-4 W	(Game 5)
AHL:	6	5/11/18	vs Manitoba	6-3 W	(Game 4)
UHL:	8	4/22/07	vs Quad City	8-4 W	(Game 5)

LOWEST PENALTY MINUTES FOR

ALL-TIME:	0	5/28/18	at Texas	1-2 OTL
AHL:	0	5/28/18	at Texas	1-2 OTL
UHL:	6	5/16/07	at Kalamazoo	0-3 L

MOST GOALS ALLOWED

ALL-TIME:	8	5/6/06	at Kalamazoo	7-8 L	(Game 2)
AHL:	8	4/5/03	at Quad City	4-8 L	(Game 2)
UHL:	7	5/3/08	at Chicago	3-7 L	(Game 2)
	8	5/6/06	at Kalamazoo	7-8 L	(Game 2)
	8	4/5/03	at Quad City	4-8 L	(Game 2)

LOWEST PENALTY MINUTES, OPPONENT

ALL-TIME:	0	5/28/18	at Texas	1-2 OTL
AHL:	0	5/28/18	at Texas	1-2 OTL
UHL:	2	5/16/07	at Kalamazoo	0-3 L

MOST GOALS BOTH TEAMS

ALL-TIME:	15	5/6/06	at Kalamazoo	7-8 L	(Game 2)
AHL:	11	5/22/18	at Texas	5-6 OTL	(Game 3)
UHL:	15	5/6/06	at Kalamazoo	7-8 L	(Game 2)

LOWEST PENALTY MINUTES, BOTH TEAMS

ALL-TIME:	0	5/28/18	at Texas	1-2 OTL
AHL:	0	5/28/18	at Texas	1-2 OTL
UHL:	8	5/16/07	at Kalamazoo	0-3 L

(RFD-6 KZO-2)

MOST GOALS SCORED/PERIOD

ALL-TIME:	5	5/13/07	vs Kalamazoo	2nd Period	6-1 W	(Game 2)
AHL:	3	Several Games Tied				
UHL:	5	5/13/07	vs Kalamazoo	2nd Period	6-1 W	(Game 2)

MOST SHOTS ON GOAL/GAME

ALL-TIME:	76	4/26/18	at Chicago	4-3 3OTW
AHL:	76	4/26/18	at Chicago	4-3 3OTW
UHL:	50	5/2/07	vs Fort Wayne	3-2 W

MOST GOALS ALLOWED/PERIOD

ALL-TIME:	5	5/6/06	at Kalamazoo	2nd Period	7-8 L	(Game 2)
AHL:	4	4/21/10	vs Texas	2nd Period	1-5 L	(Game 3)
UHL:	4	5/11/08	vs Chicago	2nd Period	3-4 L	(Game 6)
	5	5/6/06	at Kalamazoo	2nd Period	7-8 L	(Game 2)

MOST SHOTS AGAINST/GAME

ALL-TIME:	58	4/6/00	vs Quad City	2-3 L
AHL:	55	4/26/18	at Chicago	4-3 3OTW
UHL:	58	4/6/00	vs Quad City	2-3 L

MOST GOALS/PERIOD, BOTH TEAMS

ALL-TIME:	6	5/13/06	vs Kalamazoo	(RFD-5, KZO-1)
AHL:	6	5/3/08	at Chicago	(RFD-3, CHI-7)
UHL:	6	5/13/06	vs Kalamazoo	(RFD-5, KZO-1)

MOST SHOTS COMBINED/GAME

ALL-TIME:	131	4/26/18	at Chicago	4-3 3OTW	(RFD-76, CHI-55)
AHL:	131	4/26/18	at Chicago	4-3 3OTW	
UHL:	95	4/6/00	vs Quad City	2-3 L	(RFD-37, QC-58)

FASTEST GOAL, START OF A GAME

ALL-TIME:	.24	5/4/05	vs Fort Wayne	(Brandon Segal)
AHL:	1:55	4/25/08	at Houston	(Kris Versteeg)
UHL:	.24	5/4/05	vs Fort Wayne	(Brandon Segal)

MOST SHOTS ON GOAL/PERIOD

ALL-TIME:	29	5/2/07	vs Fort Wayne	3-2 W	(2nd Period)
AHL:	22	5/3/08	at Chicago	3-7 L	(3rd Period)
UHL:	29	5/2/07	vs Fort Wayne	3-2 W	(2nd Period)

FASTEST GOAL ALLOWED, START OF GAME

ALL-TIME:	.55	4/27/07	at Fort Wayne	(Pascal Morency)
AHL:	2:27	5/15/22	at Chicago	(Ivan Lodina)
UHL:	.55	4/27/07	at Fort Wayne	(Pascal Morency)

MOST SHOTS AGAINST/PERIOD

ALL-TIME:	23	4/5/03	at Quad City	4-8 L	(2nd Period)
AHL:	21	4/21/16	vs Lake Erie	1-5 L	(2nd Period)
UHL:	23	4/5/03	at Quad City	4-8 L	(2nd Period)

FASTEST GOAL, START OF A PERIOD

ALL-TIME:	.14	4/30/05	at Fort Wayne	2nd Period	(Nathan Lutz)
	.14	4/16/05	at Kalamazoo	2nd Period	(Brandon Segal)
AHL:	.23	4/29/15	vs Texas	OT Period	(Stephen Johns)
UHL:	.14	4/30/05	at Fort Wayne	2nd Period	(Nathan Lutz)
	.14	4/16/05	at Kalamazoo	2nd Period	(Brandon Segal)

MOST SHOTS COMBINED/PERIOD

ALL-TIME:	40	5/2/07	vs Fort Wayne	2nd Period	(RFD-29 FTW-11)
AHL:	33	5/9/08	at Chicago	2nd Period	(RFD-15 CHI-18)
UHL:	40	5/2/07	vs Fort Wayne	2nd Period	(RFD-29 FTW-11)

FASTEST GOAL ALLOWED, START OF PER.

ALL-TIME:	.12	4/13/07	vs Quad City	2nd Period	(Brett Pilkington)
AHL:	.13	5/14/15	vs Grand Rapids	OT Period	(Todd Bertuzzi)
UHL:	.12	4/13/07	vs Quad City	2nd Period	(Brett Pilkington)

LEAST SHOTS ON GOAL/GAME

ALL-TIME:	16	5/14/22	at Chicago	2-6 L
AHL:	16	5/14/22	at Chicago	2-6 L
UHL:	18	5/5/06	at Kalamazoo	1-3 L

MOST SHORT-HANDED GOALS

ALL-TIME:	2	4/25/08	at Houston	5-2 W	
AHL:	2	4/25/08	at Houston	5-2 W	
UHL:	1	Several, Last: 5/24/07 vs Kalamazoo			3-1 W

LEAST SHOTS AGAINST/GAME

ALL-TIME:	16	4/22/08	at Houston	2-1 W
AHL:	16	4/22/08	at Houston	2-1 W
UHL:	25	4/30/05	at Fort Wayne	4-1 W

LARGEST MARGIN OF VICTORY (GOALS)

ALL-TIME:	5	5/20/07	vs Kalamazoo	6-1 W
	5	5/13/07	vs Kalamazoo	6-1 W
AHL:	4	5/8/15	at Grand Rapids	5-1 W
	4	5/9/08	at Chicago	5-1 W
UHL:	5	5/20/07	vs Kalamazoo	6-1 W
	5	5/13/07	vs Kalamazoo	6-1 W

LEAST SHOTS COMBINED/GAME

ALL-TIME:	46	4/18/08	vs Houston	3-1 W	(RFD-27 HOU-19)
AHL:	46	4/18/08	vs Houston	3-1 W	(RFD-27 HOU-19)
UHL:	48	4/30/05	at Fort Wayne	4-1 W	(RFD-23 FTW-25)

LARGEST MARGIN OF DEFEAT

ALL-TIME:	5	4/21/10	vs Texas	1-6 L
AHL:	5	4/21/10	vs Texas	1-6 L
UHL:	4	5/3/08	at Chicago	3-7 L
	4	5/22/07	vs Quad City	4-8 L

LEAST SHOTS ON GOAL/PERIOD

ALL-TIME:	1	5/14/22	at Chicago	2-6 L	(1st Period)
AHL:	1	5/14/22	at Chicago	2-6 L	(1st Period)
UHL:	2	5/8/05	at Fort Wayne	2-3 OTL	(2nd Period)

HIGHEST PENALTY MINUTES FOR

ALL-TIME:	73	5/19/07	at Kalamazoo	5-6 L
AHL:	64	5/8/15	at Grand Rapids	5-1 L
UHL:	73	5/19/07	at Kalamazoo	5-6 L

LEAST SHOTS AGAINST/PERIOD

ALL-TIME:	1	4/18/07	at Quad City	1-3 L	(3rd Period)
AHL:	3	4/22/18	vs Chicago	5-2 W	(3rd Period)
		5/14/15	at Grand Rapids	2-1 OTL	(2nd Period)
		4/18/08	vs Houston	3-1 W	(3rd Period)
UHL:	1	4/18/07	at Quad City	1-3 L	(3rd Period)

HIGHEST OPPONENT PENALTY MINUTES

ALL-TIME:	74	5/9/08	at Chicago	5-1 W
AHL:	74	5/9/08	at Chicago	5-1 W
UHL:	66	5/19/07	at Kalamazoo	5-6 L

LEAST SHOTS COMBINED/PERIOD

ALL-TIME:	10	4/25/08	at Houston	1st Period	(RFD-4 HOU-6)
AHL:	7	5/14/15	vs Grand Rapids	2nd Period	(RFD-4 GR-3)
UHL:	13	5/19/07	at Kalamazoo	3rd Period	(RFD-7 KZO-6)

HIGHEST COMBINED PENALTY MINUTES

ALL-TIME:	139	5/19/07	at Kalamazoo	5-6 L	(RFD-73, KZO-66)
AHL:	136	5/9/08	at Chicago	5-1 W	(RFD-52, CHI-74)
UHL:	139	5/19/07	at Kalamazoo	5-6 L	(RFD-73, KZO-66)

HIGHEST ATTENDANCE

ALL-TIME:	7,593	5/8/14	at Grand Rapids	5-1 L
AHL:	7,593	5/8/14	at Grand Rapids	5-1 L
UHL:	6,236	5/24/07	vs Kalamazoo	3-1 W

LOWEST ATTENDANCE

ALL-TIME:	1,620	5/14/15	vs Grand Rapids	1-2 OTL
AHL:	1,620	5/14/15	vs Grand Rapids	1-2 OTL
UHL:	2,587	5/10/06	vs Kalamazoo	1-3 L

LONGEST SCORELESS GAME

ALL-TIME:	86:41	4/19/08	vs Houston	0-1 2OTL
AHL:	86:41	4/19/08	vs Houston	0-1 2OTL

INDIVIDUAL PLAYOFF RECORDS

SINGLE GAME:

GOALS
 ALL-TIME: 4 Billy Tibbetts 5/6/06 at Kalamazoo (Game 2)
 AHL: 2 Several Tied,
 Last: Victor Ejdsell 5/24/18 vs. Texas (Game 4)
 UHL: 4 Billy Tibbetts 5/6/06 at Kalamazoo (Game 2)

ASSISTS
 ALL-TIME: 4 Preston Mizzi 5/5/06 at Kalamazoo (Game 2)
 AHL: 2 Several Tied,
 Last: Viktor Svedberg 5/25/18 vs. Texas (Game 5)
 UHL: 4 Preston Mizzi 5/5/06 at Kalamazoo (Game 2)

POINTS
 ALL-TIME: 6 Billy Tibbetts 5/6/06 at Kalamazoo (Game 2, 4g-2a)
 AHL: 3 Several Tied,
 Last: Victor Ejdsell 5/24/18 vs. Texas (Game 4, 2g-1a)
 UHL: 6 Billy Tibbetts 5/6/06 at Kalamazoo (Game 2, 4g-2a)

PENALTY MINUTES
 ALL-TIME: 29 Kaleb Betts 5/19/07 at Kalamazoo (Game 4)
 AHL: 19 Kyle Greentree 4/16/10 at Texas (Game 1)
 UHL: 29 Kaleb Betts 5/19/07 at Kalamazoo (Game 4)

SHOTS ON GOAL
 ALL-TIME: 12 Nicolas Corbeil 4/13/07 vs. Quad City (Game 1)
 AHL: 10 Adam Clendening 4/26/18 at Chicago (Game 3)
 UHL: 12 Nicolas Corbeil 4/13/07 vs. Quad City (Game 1)

HIGHEST +/-
 ALL-TIME: +5 Alex Kim 4/16/05 at Kalamazoo (Game 2)
 AHL: +3 Ryan Stokes 4/25/08 at Houston (Game 5)
 UHL: +5 Alex Kim 4/16/05 at Kalamazoo (Game 2)

LOWEST +/-
 ALL-TIME: -4 Matt Gens 5/22/07 at Kalamazoo (Game 6)
 AHL: -4 Joey Anderson, Lucas Reichel, Rocco Grimaldi 4/28/23 vs. Texas (Game 1)
 UHL: -4 Matt Gens 5/22/07 at Kalamazoo (Game 6)

POWER-PLAY GOALS
 ALL-TIME: 2 Several Tied
 AHL: 2 Cody Franson 5/11/15 vs. Manitoba (Game 4)
 Kyle Beach 4/23/10 vs. Texas (Game 4)
 UHL: 2 Billy Tibbetts 5/6/06 at Kalamazoo (Game 2)

POWER-PLAY POINTS
 ALL-TIME: 3 Billy Tibbetts 5/6/07 at Kalamazoo (Game 2)
 AHL: 2 Several Tied
 Last: Cody Franson 5/11/18 vs. Manitoba (Game 4)
 Chris DiDomenico 5/11/18 vs. Manitoba (Game 4)
 UHL: 3 Billy Tibbetts 5/6/07 at Kalamazoo (Game 2)

SHORT-HANDED GOALS
 ALL-TIME: 1 Troy Brouwer 5/9/08 at Chicago (Game 5)
 1 Steve Yetman 4/23/06 vs. Fort Wayne (Game 4)
 AHL: 1 Troy Brouwer 5/9/08 at Chicago (Game 5)
 UHL: 1 Steve Yetman 4/23/06 vs. Fort Wayne (Game 4)

SHORT-HANDED POINTS
 ALL-TIME: 2 Steve Yetman 4/23/06 vs. Fort Wayne (Game 4, 1g-1a)
 AHL: 1 Troy Brouwer 5/9/08 at Chicago (Game 5, 1g)
 UHL: 2 Steve Yetman 4/23/06 vs. Fort Wayne (Game 4, 1g-1a)

GOALS (DEFENSE)
 ALL-TIME: 2 Several Tied
 AHL: 2 Cody Franson 5/11/18 vs. Manitoba (Game 4)
 UHL: 2 Nathan Lutz 5/4/07 vs. Fort Wayne (Game 4)

ASSISTS (DEFENSE)
 ALL-TIME: 3 Nathan Lutz 4/19/05 vs. Kalamazoo (Game 3)
 AHL: 2 Several Tied
 Last: Viktor Svedberg 5/25/18 vs. Texas (Game 5)
 UHL: 3 Nathan Lutz 4/19/05 vs. Kalamazoo (Game 3)

POINTS (DEFENSE)
 ALL-TIME: 3 Nathan Lutz 4/19/05 vs. Kalamazoo (Game 3, 3a)
 AHL: 2 Several Tied
 Last: Viktor Svedberg 5/25/18 vs. Texas (Game 5)
 UHL: 3 Nathan Lutz 4/19/05 vs. Kalamazoo (Game 3, 3a)

GOALS (ROOKIE)
 ALL-TIME: 2 Kaleb Betts 5/13/07 vs. Kalamazoo (Game 3)
 AHL: 2 Victor Ejdsell 5/24/18 vs. Texas (Game 4)
 2 Victor Ejdsell 4/26/18 at Chicago (Game 3)
 UHL: 2 Kyle Beach 4/23/10 vs. Texas (Game 4)
 2 Kaleb Betts 5/13/07 vs. Kalamazoo (Game 3)

ASSISTS (ROOKIE)
 ALL-TIME: 2 Benoit Doucet 4/22/07 vs. Quad City (Game 5)
 AHL: 2 Matthew Highmore 5/22/18 vs. Texas (Game 3)
 2 Brian Connelly 4/23/10 vs. Texas (Game 4)
 UHL: 2 Niklas Hjalmarsson 5/9/08 at Chicago (Game 5)
 2 Benoit Doucet 4/22/07 vs. Quad City (Game 5)

POINTS (ROOKIE)
 ALL-TIME: 3 Several Tied
 AHL: 3 Victor Ejdsell 5/24/18 vs. Texas (Game 4, 2g-1a)
 UHL: 3 Kaleb Betts 5/13/07 vs. Kalamazoo (Game 3, 2g-1a)

SAVES IN A GAME
 ALL-TIME: 55 J.F. Rivard 4/6/03 vs. Quad City (Game 3)
 AHL: 52 Collin Delia 4/26/18 at Chicago (Game 3)
 UHL: 55 J.F. Rivard 4/6/03 vs. Quad City (Game 3)

SAVES IN A PERIOD
 ALL-TIME: 21 Michel Robinson 4/23/05 vs. Kalamazoo (2nd Per., Game 4)
 AHL: 18 Arvid Soderblom 5/14/22 at Chicago (1st Per., Game 2)
 18 Corey Crawford 5/9/08 at Chicago (2nd Per., Game 5)
 UHL: 21 Michel Robinson 4/23/05 vs. Kalamazoo (2nd Per., Game 4)

SAVES IN OVERTIME
 ALL-TIME: 30 Collin Delia 4/26/18 at Chicago (3OT, Game 3)
 AHL: 30 Collin Delia 4/26/18 at Chicago (3OT, Game 3)
 UHL: 17 J.F. Rivard 4/6/03 vs. Quad City (2OT, Game 3)

IceHogs Postseason Goalie Records

Year	Player	GP	W	L	OTL	GAA	SPCT	SO
2000	J.F. Rivard	3	1	2	0	4.49	.875	0
2000	Mike Corriea	1	0	0	0	1.75	.938	0
2003	Brant Nicklin	2	0	2	0	6.02	.842	0
2003	J.F. Rivard	1	0	0	1	2.12	.948	0
2003	Martin Fillion	1	0	0	0	5.95	.864	0
2005	Michel Robinson	13	7	6	2	2.32	.932	1
2006	Scott Dickie	6	3	2	0	3.97	.892	0
2006	Michel Robinson	2	1	0	0	3.70	.917	0
2006	Ronnie Vogel	3	0	3	0	2.81	.896	0
2007	Frederic Cloutier	17	12	5	0	2.31	.918	0
2007	Jake Moreland	4	0	0	0	5.54	.833	0
2008	Corey Crawford	12	7	5	1	2.19	.924	0
2009	Corey Crawford	2	0	2	0	2.58	.909	0
2009	Antti Niemi	2	0	2	0	3.65	.897	0
2010	Corey Crawford	4	0	4	0	3.62	.871	0
2010	Hannu Toivonen	1	0	0	0	3.00	.800	0
2015	Michael Leighton	8	4	2	1	2.59	.919	0
2015	Mac Carruth	1	0	1	0	3.52	.867	0
2016	Mac Carruth	3	0	3	0	4.53	.854	0
2018	Collin Delia	10	7	1	2	2.34	.924	0
2018	Jeff Glass	3	2	0	1	1.48	.955	0
2022	Arvid Soderblom	5	2	3	1	2.99	.925	1
2022	Cale Morris	1	0	0	0	3.00	.909	0
2023	Arvid Soderblom	5	2	3	0	3.18	.895	0

Team Info

Hockey Ops

2022-23 Recap

Records

Playoff Records

Team History

Alumni

Season Recaps

Opponents

GOALTENDER PLAYOFF RECORDS

SINGLE SERIES:

MOST GAMES PLAYED

ALL-TIME:	7	Corey Crawford	CHI	2008
AHL:	7	Frederic Cloutier	KZO	2007
	7	Michel Robison	FTW	2005
AHL:	7	Corey Crawford	CHI	2008
UHL:	7	Frederic Cloutier	KZO	2007
	7	Michel Robison	FTW	2005

MOST OVERTIME GAMES

ALL-TIME:	2	Michel Robison	FTW	2005
AHL:	2	Collin Delia	TX	2018
UHL:	2	Michel Robison	FTW	2005

GOALS AGAINST AVERAGE

ALL-TIME:	1.48	Jeff Glass	TX	2018
AHL:	1.48	Jeff Glass	TX	2018
UHL:	1.86	Michel Robison	KZO	2005

MOST MINUTES

ALL-TIME:	442:28	Michel Robison	FTW	2005
AHL:	413:28	Corey Crawford	CHI	2008
UHL:	442:28	Michel Robison	FTW	2005

MOST OVERTIME WINS

ALL-TIME:	2	Arvid Soderblom	IA	2023
AHL:	2	Arvid Soderblom	IA	2023
UHL:	1	Frederic Cloutier	KZO	2007
	1	Michel Robison	FTW	2005

HIGHEST SAVE PERCENTAGE

ALL-TIME:	.955	Several Tied		
AHL:	.955	Jeff Glass	TX	2018
		Corey Crawford	HOU	2008
UHL:	.948	Michel Robison	KZO	2005
	.948	J.F. Rivard	QC	2003

MOST SAVES

ALL-TIME:	224	Michel Robison	FTW	2005
AHL:	200	Corey Crawford	CHI	2008
UHL:	224	Michel Robison	FTW	2005

MOST OVERTIME LOSSES

ALL-TIME:	2	Michel Robison	FTW	2005
AHL:	2	Collin Delia	TX	2018
UHL:	2	Michel Robison	FTW	2005

MOST SHUTOUTS

ALL-TIME:	1	Michel Robison	FTW	2005
	1	Arvid Soderblom	TEX	2022
AHL:	1	Arvid Soderblom	TEX	2022
UHL:	1	Michel Robison	FTW	2005

GOALTENDER PLAYOFF RECORDS

SINGLE PLAYOFF YEAR:

MOST GAMES PLAYED

ALL-TIME:	17	Frederic Cloutier	2007
AHL:	12	Corey Crawford	2008
UHL:	17	Frederic Cloutier	2007

MOST LOSSES

ALL-TIME:	6	Michel Robison	2005
AHL:	5	Corey Crawford	2008
UHL:	6	Michel Robison	2005

GOALS AGAINST AVERAGE

ALL-TIME:	1.48	Jeff Glass	2018
AHL:	1.48	Jeff Glass	2018
	2.19	Corey Crawford	2008
UHL:	2.31	Frederic Cloutier	2007

MOST MINUTES

ALL-TIME:	985:25	Frederic Cloutier	2007
AHL:	741:15	Corey Crawford	2008
UHL:	985:25	Frederic Cloutier	2007

MOST OVERTIME GAMES

ALL-TIME:	3	Several Tied	
AHL:	3	Collin Delia	2018
UHL:	3	Michel Robison	2005

HIGHEST SAVE PERCENTAGE

ALL-TIME:	.955	Jeff Glass	2018
AHL:	.955	Jeff Glass	2018
UHL:	.932	Michel Robison	2005

MOST SAVES

ALL-TIME:	442	Michel Robison	2005
AHL:	326	Corey Crawford	2008
UHL:	442	Michel Robison	2005

MOST OVERTIME WINS

ALL-TIME:	2	Arvid Soderblom	2023
AHL:	2	Arvid Soderblom	2023
UHL:	1	Frederic Cloutier	2007
	1	Michel Robison	2005

MOST SHUTOUTS

ALL-TIME:	1	Michel Robison	2005
	1	Arvid Soderblom	2022
AHL:	1	Arvid Soderblom	2022
UHL:	1	Michel Robison	2005

MOST WINS

ALL-TIME:	12	Frederic Cloutier	2007
AHL:	7	Collin Delia	2018
		Corey Crawford	2008
UHL:	12	Frederic Cloutier	2007

MOST OVERTIME LOSSES

ALL-TIME:	3	Michel Robison	2005
AHL:	2	Collin Delia	2018
UHL:	3	Michel Robison	2005

GOALTENDER PLAYOFF RECORDS

ALL-TIME PLAYOFFS:

MOST GAMES PLAYED

ALL-TIME:	18	Corey Crawford	07-10
AHL:	18	Corey Crawford	07-10
UHL:	17	Frederic Cloutier	04-06

MOST LOSSES

ALL-TIME:	10	Corey Crawford	07-10
AHL:	10	Corey Crawford	07-10
UHL:	6	Michel Robison	04-06

GOALS AGAINST AVERAGE

ALL-TIME:	2.31	Frederic Cloutier	06-07
AHL:	2.34	Collin Delia	2018
UHL:	2.31	Frederic Cloutier	06-07

MOST MINUTES

ALL-TIME:	1,074:16	Corey Crawford	07-10
AHL:	1,074:16	Corey Crawford	07-10
UHL:	985:25	Frederic Cloutier	04-06

MOST OVERTIME GAMES

ALL-TIME:	3	Michel Robison	04-06
AHL:	3	Collin Delia	2018
	3	Arvid Soderblom	22-23
UHL:	3	Michel Robison	04-06

HIGHEST SAVE PERCENTAGE

ALL-TIME:	.924	Collin Delia	2018
AHL:	.924	Collin Delia	2018
UHL:	.918	Frederic Cloutier	06-07

MOST SAVES

ALL-TIME:	497	Michel Robison	04-06
AHL:	464	Corey Crawford	07-10
UHL:	497	Michel Robison	04-06

MOST OVERTIME WINS

ALL-TIME:	3	Arvid Soderblom	22-23
AHL:	3	Arvid Soderblom	22-23
UHL:	1	Frederic Cloutier	06-07
	1	Michel Robison	04-06

MOST SHUTOUTS

ALL-TIME:	1	Michel Robison	04-06
	1	Arvid Soderblom	2022
AHL:	1	Arvid Soderblom	2022
UHL:	1	Michel Robison	04-06

MOST WINS

ALL-TIME:	12	Frederic Cloutier	04-06
AHL:	7	Collin Delia	2018
		Corey Crawford	07-10
UHL:	12	Frederic Cloutier	04-06

MOST OVERTIME LOSSES

ALL-TIME:	3	Michel Robison	04-06
AHL:	2	Collin Delia	2018
UHL:	3	Michel Robison	04-06

AHL ICEHOGS CAREER PLAYOFF RECORDS

ALL-TIME PLAYOFFS:

Games		Penalty Minutes	
1. Jake Dowell	23	1. Mike Blunden	35
2. Viktor Svedberg	21	2. Andreas Martinson	32
3. Bryan Bickell	19	3. Colin Fraser	28
4. Corey Crawford	18	4. P.C. Labrie	28
5. Carl Dahlstrom	16	5. Viktor Svedberg	26
Jack Skille	16	6. Gavin Morgan	24
7. Several tied	13	7. Chris DiDomenico	22
		8. Danny Bois	20
		9. Kyle Greentree	19
Points		Overtime Points	
1. Chris DiDomenico	18	1. Victor Ejdsell	2
2. Adam Clendening	14	2. Stephen Johns	1
Martin St. Pierre	14	Dylan McLaughlin	1
4. Cody Franson	13	Isaak Phillips	1
5. Kris Versteeg	11	Petri Kontiola	1
6. Carl Dahlstrom	10	Ian Mitchell	1
Petri Kontiola	10		
8. Troy Brouwer	9		
9. Viktor Svedberg	9		
10. Bryan Bickell	8		
Goals		Overtime Goals	
1. Chris DiDomenico	7	1. Victor Ejdsell	2
Victor Ejdsell	7	Stephen Johns	1
3. Cody Franson	6	Dylan McLaughlin	1
Kris Versteeg	6		
5. Troy Brouwer	5		
Petri Kontiola	5		
7. Tyler Sikura	5		
8. Luke Johnson	4		
Assists		Overtime Assists	
1. Adam Clendening	13	Several Tied	1
2. Martin St. Pierre	12		
3. Chris DiDomenico	11		
4. Viktor Svedberg	9		
5. Cody Franson	7		
Matthew Highmore	7		
Carl Dahlstrom	7		
8. Bryan Bickell	6		
9. Petri Kontiola	5		
Kris Versteeg	5		
Shots on Goal		Game-Winning Goals	
1. Petri Kontiola	45	1. Victor Ejdsell	4
2. Cody Franson	41	2. Troy Brouwer	2
3. Adam Clendening	39	Derek Nesbitt	2
Troy Brouwer	39	4. Bryan Bickell	1
5. Derek Nesbitt	38	Colin Fraser	1
Jack Skille	38	Kris Versteeg	1
7. Kris Versteeg	35	Dylan McLaughlin	1
Chris DiDomenico	35	Carson Gicewicz	1

Power-Play Points		Shorthanded Assists	
1. Adam Clendening	11	1. Tyson Marsh	1
2. Chris DiDomenico	10	Martin St. Pierre	1
3. Cody Franson	9		
4. Victor Ejdsell	6		
Martin St. Pierre	6		
6. Petri Kontiola	5		
7. Several Tied	3		
Power-Play Goals		Hat Tricks	
1. Cody Franson	4	No Calder Cup Hat Tricks	
2. Chris DiDomenico	3		
Victor Ejdsell	3		
Kyle Beach	3		
Petri Kontiola	3		
6. Ryan Hartman	2		
Carl Dahlstrom	2		
8. Several Tied	1		
Power-Play Assists		Defenseman Games	
1. Adam Clendening	10	1. Jim Fahey	12
2. Chris DiDomenico	7	Niklas Hjalmarsson	12
3. Martin St. Pierre	5	Tyson Marsh	12
4. Bryan Bickell	3	Jerrame Domish	12
Brian Connelly	3	Ryan Stokes	12
6. Troy Brouwer	2		
Niklas Hjalmarsson	2		
Petri Kontiola	2		
Ville Pokka	2		
Kris Versteeg	2		
Arvid Soderblom	2		
Shorthanded Points		Defenseman Points	
1. Troy Brouwer	1	1. Adam Clendening	14
Jake Dowell	1	2. Cody Franson	13
Tyson Marsh	1	3. Carl Dahlstrom	10
Martin St. Pierre	1	4. Viktor Svedberg	9
Kris Versteeg	1	5. Gustav Forsling	5
		6. Jim Fahey	4
		Niklas Hjalmarsson	4
		Ville Pokka	4
		9. Brian Connelly	3
		10. Several Tied	2
Shorthanded Goals		Defenseman Goals	
1. Troy Brouwer	1	1. Cody Franson	6
Jake Dowell	1	2. Carl Dahlstrom	3
Kris Versteeg	1	Stephen Johns	3
		4. Several Tied	1
Shorthanded Assists		Defenseman Assists	
1. Viktor Svedberg	9	1. Viktor Svedberg	9
2. Carl Dahlstrom	7	2. Carl Dahlstrom	7
Cody Franson	7	Cody Franson	7
Alex Vlasic	5	Alex Vlasic	5
5. Niklas Hjalmarsson	4	Niklas Hjalmarsson	4
Ville Pokka	4	Ville Pokka	4
Stephen Johns	4	Stephen Johns	4
Isaak Phillips	4	Isaak Phillips	4
9. Brian Connelly	3	9. Brian Connelly	3
Jim Fahey	3	Jim Fahey	3

UHL ICEHOGS CAREER PLAYOFF RECORDS

ALL-TIME PLAYOFFS:

Games		Assists	
1. Nathan Lutz	30	1. Preston Mizzi	21
2. Jason Ralph	27	2. Nathan Lutz	18
3. Dan Boeser	26	3. Jason Ralph	16
Chaz Johnson	26	4. Matt Gens	13
Preston Mizzi	26	Kevin Ulanski	13
Bruce Watson	26	6. Alex Kim	12
7. Corey Hessler	25	7. Dan Boeser	11
Jason Notermann	25	8. Nicolas Corbeil	11
9. Steve Pelletier	22	9. Chaz Johnson	10
Mike Letizia	22	10. Yannick Tifu	7
Points		Penalty Minutes	
1. Preston Mizzi	30	1. Bruce Watson	86
2. Nathan Lutz	24	2. Preston Mizzi	77
3. Chaz Johnson	22	3. Eric Labelle	64
4. Kevin Ulanski	21	Robin Big Snake	64
5. Nicolas Corbeil	20	5. Nathan Lutz	48
Jason Ralph	20	6. Jason Notermann	43
7. Alex Kim	16	7. Kaleb Betts	39
Brandon Segal	16	8. Chaz Johnson	39
9. Matt Gens	15	9. Jason Ralph	38
10. Bruce Watson	14	10. Oliver Proulx	32
Goals		Overtime Points	
1. Chaz Johnson	12	1. Matt Gens	1
2. Brandon Segal	11	Terry Harrison	1
3. Nicolas Corbeil	9	Jason Notermann	1
Preston Mizzi	9	Nathan Lutz	1
J.C. Ruid	9	Bruce Watson	1
6. Kevin Ulanski	8		
Bruce Watson	8		
8. Jason Notermann	7		
Billy Tibbetts	7		
10. Nathan Lutz	6		
Overtime Goals		Overtime Assists	
1. Matt Gens	1	1. Jason Notermann	1
Terry Harrison	1	Nathan Lutz	1
		Bruce Watson	1

Game-Winning Goals		Short-Handed Goals	
1. Jason Notermann	3	1. Greg Barber	3
2. Kaleb Betts	2	2. Kevin Ulanski	2
Nicolas Corbeil	2	3. Several tied	1
Brandon Segal	2		
Shots on Goal		Short-Handed Assists	
1. Preston Mizzi	100	1. Steve Yetman	2
2. Nicolas Corbeil	84	Ryan Carrigan	2
3. Nathan Lutz	80	3. Several tied	1
4. Chaz Johnson	72		
5. Jason Notermann	64		
Power-Play Points		Hat Tricks	
1. Nathan Lutz	13	1. Billy Tibbetts (4)	1
2. Preston Mizzi	11	Brandon Segal	1
3. J.C. Ruid	7		
4. Matt Gens	6		
Alex Kim	6		
Brandon Segal	6		
Power-Play Goals		Defenseman Games	
1. Brandon Segal	5	1. Nathan Lutz	30
2. J.C. Ruid	4	2. Dan Boeser	26
Billy Tibbetts	4	3. Corey Hessler	25
4. Kaleb Betts	3	4. Mike Letizia	22
Corey Hessler	3	Steve Pelletier	22
Power-Play Assists		Defenseman Points	
1. Nathan Lutz	12	1. Nathan Lutz	24
2. Preston Mizzi	9	2. Matt Gens	15
Alex Kim	6	3. Dan Boeser	13
4. Matt Gens	5	4. Corey Hessler	7
Kevin Ulanski	5	5. Rod Aldoff	5
		Luke Fritshaw	5
		Derek Landmesser	5
Short-Handed Points		Defenseman Goals	
1. Greg Barber	3	1. Nathan Lutz	6
Steve Yetman	3	2. Corey Hessler	4
Kevin Ulanski	3	3. Dan Boeser	2
4. Ryan Carrigan	2	Matt Gens	2
Preston Mizzi	2	Mike Letizia	2
Short-Handed Assists		Defenseman Assists	
1. Nathan Lutz	18	1. Nathan Lutz	18
2. Matt Gens	13	2. Matt Gens	13
3. Dan Boeser	11	3. Dan Boeser	11
4. Several tied	4	4. Several tied	4

ALL-TIME PLAYOFF PENALTY SHOT RECORDS

Shooter		Goaltender		G/NG	Date
Victor Ejdsell	Game Four	Eric Comrie	vs Manitoba	G	5/11/18
Preston Mizzi	Game Two	Jason Tapp	vs Quad City	NG	4/15/07
Greg Barber	Game One	Kevin St. Pierre	vs Fort Wayne	G	4/27/06

ALL-TIME PLAYOFF HAT TRICKS

Player	Date	Opponent	Round, Game
Billy Tibbetts	5/6/06	@ Kalamazoo	Round Two, Game Two *4 goals
Brandon Segal	4/16/05	@ Kalamazoo	Round One, Game Two

AHL PLAYOFF PENALTY SHOT RECORDS

Shooter		Goaltender		G/NG	Date
Victor Ejdsell	Game Four	Eric Comrie	vs Manitoba	G	5/11/18

AHL PLAYOFF HAT TRICKS

Player	Date	Opponent	Round, Game
<i>No Calder Cup Playoff Hat Tricks</i>			

UHL PLAYOFF PENALTY SHOT RECORDS

Shooter		Goaltender		G/NG	Date
Preston Mizzi	Game Two	Jason Tapp	vs Quad City	NG	4/15/07
Greg Barber	Game One	Kevin St. Pierre	vs Fort Wayne	G	4/27/06

UHL PLAYOFF HAT TRICKS

Player	Date	Opponent	Round, Game
Billy Tibbetts	5/6/06	@ Kalamazoo	Round Two, Game Two *4 goals
Brandon Segal	4/16/05	@ Kalamazoo	Round One, Game Two

ICEHOGS MULTI-POINT GAMES (PLAYOFFS)

ALL-TIME PLAYOFFS:

AHL

Player	Total	2pt	3pt	4pt	5pt	6pt	7pt	2g	3g	4g	5g
Martin St. Pierre	5	4	1								
Chris DiDomenico	5	3	2								
Adam Clendenning	4	4									
Victor Ejdsell	4	3	1					2			
Stephen Johns	3	3									
Kris Versteeg	3	3									
Mike Blunden	2	2									
Troy Brouwer	2	2						2			
Phillip Danault	2	2						1			
Carl Dahlstrom	2	2									
Cody Franson	2	2						1			
Matthew Highmore	2	2									
Luke Johnson	2	2									
Brandon Mashinter	2	1	1					1			
Alex Vlasic	2	2									
Spencer Abbott	1	1						1			
Kyle Beach	1	1						1			
Bryan Bickell	1		1								
Brian Connelly	1	1									
Jake Dowell	1	1									
Jim Fahey	1	1									
David Gust	1	1									
Niklas Hjalmarsson	1	1									
Tanner Kero	1	1									
Petri Kontiola	1	1						1			
Anthony Louis	1	1									
Derek Nesbitt	1	1									
Ville Pokka	1	1									
Peter Regin	1	1									
Garret Ross	1	1									
Brett Seney	1	1									
Tyler Sikura	1	1									
Viktor Svedberg	1	1									
Michal Teplý	1	1									

UHL

Player	Total	2pt	3pt	4pt	5pt	6pt	7pt	2g	3g	4g	5g
Kevin Ulanski	9	7	2								1
Preston Mizzi	7	3	3	1							2
Jason Ralph	7	5	2								1
Nicolas Corbeil	6	3	3								1
Chaz Johnson	6	3	1								3
Brandon Segal	5	3	1	1							3
Matt Gens	4	4									
Nathan Lutz	4	3	1								1
J.C. Ruid	4	3	1								1
Dan Boeser	3	3									
J.F. Dufour	3	3									
Alex Kim	3	2		1							
Yannick Tifu	3	3									
Bruce Watson	3	3									
Kaleb Betts	2	2									
Robin Big Snake	2	2									1
Jason Firth	2	2									
Derek Landmesser	2	2									
Jason Notermann	2	2									
Billy Tibbetts	2	1		1			1				1
Steve Yetman	2	2									
Rod Aldoff	1	1									
Greg Barber	1		1								1
Scott Burfoot	1	1									
Peter Cava	1	1									
Benoit Doucet	1	1									
Mike Figliomeni	1	1									
Michael Ford	1	1									
Chris Gobert	1	1									1
Scott Hotham	1	1									
Miguel Laffече	1	1									
Mike Letizia	1	1									
Olivier Proulx	1	1									
Jeremy Reбек	1	1									

Team Info

Hockey Ops

2022-23 Recap

Records

Playoff Records

Team History

Alumni

Season Recaps

Opponents

ICEHOGS WIN/LOSS RECORDS

ALL-TIME PLAYOFFS:

GAMES PLAYED

ALL-TIME:	99
AHL:	54
UHL:	45

HOME OVERTIME RECORD

ALL-TIME:	4-4
AHL:	2-2
UHL:	2-2

TIED AFTER 2 PERIODS

ALL-TIME:	12-5
AHL:	5-3
UHL:	7-2

HOME GAMES PLAYED

ALL-TIME:	49
AHL:	27
UHL:	22

ROAD OVERTIME RECORD

ALL-TIME:	2-4
AHL:	2-2
UHL:	0-2

WHEN SCORING FIRST

ALL-TIME:	30-9
AHL:	10-4
UHL:	20-5

ROAD GAMES PLAYED

ALL-TIME:	50
AHL:	27
UHL:	23

WHEN LEADING AFTER 1 PERIOD

ALL-TIME:	17-4
AHL:	4-3
UHL:	13-1

WHEN OPPONENT SCORES FIRST

ALL-TIME:	10-37
AHL:	6-21
UHL:	4-16

RECORD OVERALL

ALL-TIME:	48-51
AHL:	24-30
UHL:	24-21

TRAILING AFTER 1 PERIOD

ALL-TIME:	5-26
AHL:	2-15
UHL:	3-11

WHEN OUT-SHOOTING OPPONENTS

ALL-TIME:	21-15
AHL:	9-10
UHL:	12-5

HOME

ALL-TIME:	30-19
AHL:	13-14
UHL:	17-5

TIED AFTER 1 PERIOD

ALL-TIME:	20-13
AHL:	12-4
UHL:	8-9

WHEN OUT-SHOT BY OPPONENTS

ALL-TIME:	19-28
AHL:	8-13
UHL:	11-15

ROAD

ALL-TIME:	18-32
AHL:	11-16
UHL:	7-16

WHEN LEADING AFTER 2 PERIODS

ALL-TIME:	26-3
AHL:	11-1
UHL:	15-2

WHEN SHOTS ARE EVEN

ALL-TIME:	3-1
AHL:	2-0
UHL:	1-1

RECORD IN OVERTIME OVERALL

ALL-TIME:	7-8
AHL:	5-4
UHL:	2-4

TRAILING AFTER 2 PERIODS

ALL-TIME:	3-35
AHL:	1-18
UHL:	2-17

ICEHOGS ALL-TIME PLAYOFF WIN/LOSS RECORDS

ALL-TIME PLAYOFFS:

Team Info	BY TEAM						BY GAME					
	Overall	Home	Away	OT	2+OT	Game 1	Game 2	Game 3	Game 4	Game 5	Game 6	Game 7
Chicago Wolves	6-7	3-2	3-5	0-0	1-0	Game 1	10-11	9-3	1-8	1-0		
Fort Wayne Komets	11-6	7-1	5-4	0-2	0-0	Game 2	10-11	3-6	7-5	3-1		
Grand Rapids	1-4	1-2	0-2	0-1	0-0	Game 3	7-12	5-6	2-6	1-0		
Houston Aeros	4-1	1-1	3-0	0-1	0-1	Game 4	8-5	5-4	3-1	1-1		
Iowa Wild	2-0	1-0	1-0	2-0	0-0	Game 5	7-2	4-0	3-2	0-2		
Lake Erie Monsters	0-3	0-2	0-1	0-0	0-0	Game 6	1-4	1-3	0-1	1-1		
Kalamazoo Wings	8-9	5-3	3-6	2-1	0-0	Game 7	1-2	1-0	1-1	0-1		
Madison Kodiaks	1-2	1-0	0-2	0-0	0-0							
Manitoba Moose	4-0	2-0	2-0	0-0	0-0							
Milwaukee Admirals	0-4	0-2	0-2	0-0	0-0							
Quad City Mallards	4-4	3-1	1-3	0-1	0-1							
Texas Stars	7-11	5-5	2-6	3-3	0-0							

2022-23 Recap	RECORD IN SERIES ELIMINATION GAMES				RECORD IN SERIES CLINCHING GAMES				
	Overall	Home	Away	Overtime	Overall	Home	Away	Overtime	
Game 3	0-2	0-1	0-1	0-1	Game 2	0-1	0-0	0-1	0-0
Game 4	0-3	0-3	0-0	0-0	Game 3	1-2	0-1	1-1	1-1
Game 5	0-0	0-0	0-0	0-0	Game 4	1-1	1-1	0-0	0-0
Game 6	0-1	0-0	0-1	0-1	Game 5	4-2	2-0	2-2	0-2
Game 7	1-2	1-0	0-2	0-1	Game 6	1-2	1-1	0-1	1-0
Totals	1-8	1-4	0-4	0-3	Game 7	1-2	1-0	0-2	0-1
					Totals	8-10	5-3	3-7	2-4

AHL RECORDS

Playoff Records	BY TEAM						BY GAME					
	Overall	Home	Away	Overtime	2+Overtimes	Game 1	Game 2	Game 3	Game 4	Game 5	Game 6	Game 7
Chicago Wolves	6-7	3-2	3-5	0-0	1-0	Game 1	5-7	5-3	0-4	1-0		
Grand Rapids Griffins	1-4	1-2	0-2	0-1	0-0	Game 2	4-8	1-3	2-5	3-1		
Houston Aeros	4-1	1-1	3-0	0-1	0-1	Game 3	4-6	2-4	2-2	1-0		
Iowa Wild	2-0	1-0	1-0	2-0	0-0	Game 4	4-2	3-2	1-0	1-1		
Lake Erie Monsters	0-3	0-2	0-1	0-0	0-0	Game 5	3-0	1-0	2-0	0-0		
Manitoba Moose	4-0	2-0	2-0	0-0	0-0	Game 6	0-2	0-1	0-1	0-1		
Milwaukee Admirals	0-4	0-2	0-2	0-0	0-0	Game 7	0-1	0-0	0-1	0-0		
Texas Stars	7-11	5-5	2-6	3-3	0-0							

Team History	RECORD IN SERIES ELIMINATION GAMES				RECORD IN SERIES CLINCHING GAMES				
	Overall	Home	Away	Overtime	Overall	Home	Away	Overtime	
Game 2	0-0	0-0	0-0	0-0	Game 2	2-0	1-0	1-0	2-0
Game 3	0-2	0-1	0-1	0-0	Game 3	2-0	1-0	1-0	2-0
Game 4	0-2	1-2	0-0	0-0	Game 4	1-0	1-0	0-0	0-0
Game 5	0-0	1-1	0-0	0-0	Game 5	1-0	0-0	1-0	0-0
Game 6	0-1	0-0	0-1	0-1	Game 6	0-1	0-1	0-0	0-0
Game 7	0-1	0-0	0-1	0-1	Game 7	0-1	0-0	0-1	0-0
Totals	0-6	2-4	0-2	0-2	Totals	6-2	3-1	3-1	4-0

UHL RECORDS

Alumni	BY TEAM						BY GAME					
	Overall	Home	Away	Overtime	2+Overtimes	Game 1	Game 2	Game 3	Game 4	Game 5	Game 6	Game 7
Fort Wayne Komets	7-4	4-1	3-3	0-2	0-0	Game 1	5-4	4-0	1-4	1-0		
Kalamazoo Wings	8-9	5-3	3-6	2-1	0-0	Game 2	6-3	2-3	3-3	0-0		
Madison Kodiaks	1-2	1-0	0-2	0-0	0-0	Game 3	3-6	3-2	0-4	0-0		
Quad City Mallards	4-4	3-1	1-3	0-1	0-1	Game 4	4-3	2-2	2-1	0-1		
						Game 5	4-2	3-0	1-2	0-2		
						Game 6	1-2	1-2	0-1	1-0		
						Game 7	1-1	1-0	0-1	0-1		

Season Recaps	RECORD IN SERIES ELIMINATION GAMES				RECORD IN SERIES CLINCHING GAMES				
	Overall	Home	Away	Overtime	Overall	Home	Away	Overtime	
Game 3	0-0	0-1	0-1	0-1	Game 2	0-1	0-0	0-1	0-0
Game 4	0-0	0-1	0-0	0-0	Game 3	0-1	0-0	0-1	0-0
Game 5	0-0	0-0	0-0	0-0	Game 4	0-1	0-1	0-0	0-0
Game 6	0-0	0-0	0-0	0-0	Game 5	3-2	2-0	1-2	0-2
Game 7	0-1	1-0	0-1	0-1	Game 6	1-1	1-0	0-1	1-0
Totals	0-1	1-2	0-2	0-2	Game 7	1-1	1-0	0-1	0-1
					Totals	5-7	4-1	1-6	1-3

Opponents	RECORD IN SERIES ELIMINATION GAMES				RECORD IN SERIES CLINCHING GAMES				
	Overall	Home	Away	Overtime	Overall	Home	Away	Overtime	
Game 3	0-0	0-1	0-1	0-1	Game 2	0-1	0-0	0-1	0-0
Game 4	0-0	0-1	0-0	0-0	Game 3	0-1	0-0	0-1	0-0
Game 5	0-0	0-0	0-0	0-0	Game 4	0-1	0-1	0-0	0-0
Game 6	0-0	0-0	0-0	0-0	Game 5	3-2	2-0	1-2	0-2
Game 7	0-1	1-0	0-1	0-1	Game 6	1-1	1-0	0-1	1-0
Totals	0-1	1-2	0-2	0-2	Game 7	1-1	1-0	0-1	0-1
					Totals	5-7	4-1	1-6	1-3

ICEHOGS WIN/LOSS RECORDS

ALL-TIME PLAYOFFS:

All-Time Record			AHL Record			AHL Record			Team Info
Monthly Record:	April:	27-25	April:	12-14	April:	15-11		Hockey Ops	
	May:	19-23	May:	10-13	May:	9-10			
	June:	2-3	June:	2-3	June:	0-0			
Record In:	1-goal games:	15-14	1-goal games:	10-5	1-goal games:	5-9		2022-23 Recap	
	2-goal games:	10-11	2-goal games:	4-9	2-goal games:	6-2			
	3-goal games:	13-14	3-goal games:	5-7	3-goal games:	8-7			
	4-goal games:	4-6	4-goal games:	1-3	4-goal games:	3-3			
	5+-goal games:	2-1	5+-goal games:	0-1	5+-goal games:	2-0			
When Scoring:	0 goals:	0-3	0 goals:	0-1	0 goals:	0-2		Records	
	1 goal:	1-23	1 goal:	1-14	1 goal:	0-9			
	2 goals:	5-10	2 goals:	4-7	2 goals:	1-3			
	3 goals:	11-5	3 goals:	5-4	3 goals:	6-1			
	4 goals:	8-5	4 goals:	4-1	4 goals:	4-4			
	5 goals:	9-2	5 goals:	3-1	5 goals:	6-1			
	6 goals:	6-0	6 goals:	1-0	6 goals:	5-0			
	7 goals:	1-1	7 goals:	0-0	7 goals:	1-1			
	8 goals:	1-0	8 goals:	0-0	8 goals:	1-0			
	9 goals:	0-0	9 goals:	0-0	9 goals:	0-0			
10 goals:	0-0	10 goals:	0-0	10 goals:	0-0				
Daily Record	Sunday:	9-9	Sunday:	2-5	Sunday:	7-4		Playoff Records	
	Monday:	0-2	Monday:	0-1	Monday:	0-1			
	Tuesday:	2-6	Tuesday:	1-3	Tuesday:	1-3			
	Wednesday:	6-7	Wednesday:	4-3	Wednesday:	2-4			
	Thursday:	5-5	Thursday:	3-4	Thursday:	2-1			
	Friday:	16-6	Friday:	8-2	Friday:	8-4			
Saturday:	6-9	Saturday:	2-5	Saturday:	4-4				
Record in Back-to-Back Games	Game 1:	10-9	Game 1:	5-4	Game 1:	5-5		Team History	
	Game 2:	11-8	Game 2:	5-4	Game 2:	6-4			
	Game 3:	0-3	Game 3:	0-1	Game 3:	0-2			
	Game 4:	0-0	Game 4:	0-0	Game 4:	0-0			
	Overall:	21-18	Overall:	10-9	Overall:	11-9			
When Allowing:	0 goals:	2-0	0 goals:	1-0	0 goals:	1-0		Alumni	
	1 goal:	20-1	1 goal:	10-1	1 goal:	10-0			
	2 goals:	11-6	2 goals:	5-2	2 goals:	6-4			
	3 goals:	5-12	3 goals:	3-5	3 goals:	2-7			
	4 goals:	4-12	4 goals:	0-10	4 goals:	4-2			
	5 goals:	1-7	5 goals:	0-5	5 goals:	1-2			
	6 goals:	0-6	6 goals:	0-3	6 goals:	0-3			
	7 goals:	0-1	7 goals:	0-0	7 goals:	0-1			
	8 goals:	0-2	8 goals:	0-0	8 goals:	0-2			
	9 goals:	0-0	9 goals:	0-0	9 goals:	0-0			
10 goals:	0-0	10 goals:	0-0	10 goals:	0-0				



TEAM HISTORY



25 YEARS OF ICEHOGS HOCKEY

MARCH 3, 1998: United Sports Venture launches a ticket drive to gauge interest in professional hockey in Rockford.

AUG. 9, 1998: USV and the MetroCentre announce an agreement to bring hockey to Rockford.

NOV. 30, 1998: Kevin Cummings is named the franchise's first General Manager.

DEC. 17, 1998: The team name is narrowed to 10 names during a name the team contest, including the Rhinos, Rockets, Ice Rangers, Mighty Oaks and Roughnecks.

MARCH 25, 1999: IceHogs is chosen as the team name and the logo is unveiled.



JUNE 7, 1999: USV purchases the rights to the Thunder Bay Thunder Cats of the United Hockey League. Upon the sale, the UHL Board of Governors approves the relocation to Rockford.

JULY 22, 1999: The IceHogs sign their first three players: Jason Firth, J.F. Rivard, and Wayne Strachan.

AUG. 9, 1999: Hamilton E. Hog is selected from Ken Essington's Hog Farm and introduced as the IceHogs official mascot.

AUG. 30, 1999: Dale DeGray is named the first head coach and Scott Burfoot is hired as his assistant.

OCT. 5, 1999: The IceHogs open their first training camp.

OCT. 7, 1999: Fans get their first look at the IceHogs during an intra-squad game at Riverview Icehouse.

OCT. 15, 1999: Eighteen months after the first announcement, the IceHogs win their inaugural game 6-2 over the Knoxville Speed in front of 6,324 fans at the MetroCentre.

OCT. 20, 1999: J.F. Rivard turns away 32 Madison shots in recording Rockford's first ever shutout, a 3-0 win.

NOV. 1, 1999: IceHogs complete the first trade in team history, acquiring defenseman David Mayes from the Port Huron Border Cats for winger Bruce Watson and a player to be named later. Jeff Blum was later sent to Port Huron to complete the deal.

NOV. 9, 1999: Goaltender J.F. Rivard notches the first IceHogs award when he is named UHL's Goaltender of the Week. Rivard locked up his 100th career win and added to his UHL record shutout count during the week.

NOV. 16, 1999: J.F. Rivard is named the UHL's Goaltender of the Week for the second straight week after finishing 2-0-0 with a 2.00 GAA.

DEC. 1, 1999: The awards continue for Rockford as Jason Firth is named the Sher-Wood UHL Player of the Month for

November. Firth racked up 24 points in 12 games.

DEC. 10, 1999: Rockford allows 10 goals for the first time in franchise history in a 10-5 loss at Quad City.

DEC. 21, 1999: Jason Firth becomes the first IceHogs player to receive the Sher-Wood UHL Player of the Week award. The center had 4 goals and 3 assists in three games.

JAN. 4, 2000: Wayne Strachan, the UHL's leading goal scorer from 1998-99, joins the Hogs after pursuing a job outside of hockey.

FEB. 2, 2000: Jason Firth and Mike Figliomeni are the first two IceHogs named to the UHL All-Star Game in Muskegon, Mich.

FEB. 5, 2000: Rockford scores a franchise-record 10 goals in Muskegon, a 10-7 win over the Fury. The combined 17 goals scored is also a franchise mark.

FEB. 6, 2000: Defenseman Derek Landmesser scores the fastest goal in IceHogs history when he lights the lamp six seconds into the game in Rockford's 3-2 shootout win at Madison.

MARCH 15, 2000: Scott Burfoot ends retirement and joins the IceHogs to help boost the team into the playoffs.

MARCH 22, 2000: Rockford suffers its worst loss in franchise history in Flint, falling 10-0 to the Flint Generals. The IceHogs also failed to record a shot on goal in the first period, the only shot less period in franchise history.

APRIL 4, 2000: Pat Thomason is named the UHL's Merchandise Director of the Year.

APRIL 7, 2000: The IceHogs win their first-ever playoff game 5-2 over the Madison Kodiaks at the MetroCentre.

APRIL 9, 2000: Madison eliminates the IceHogs from the playoffs 2-1 in a best-of-three first round, with a 5-2 win at the Dane County Coliseum.

APRIL 11, 2000: Jason Firth and Mike Figliomeni are named second-team UHL All-Stars.

OCT. 3, 2000: The IceHogs open their second training camp at the Riverview Icehouse with seven returning players and second-year coach Dale Degray.

WAGON WHEEL CARDINALS, 1958-1967

In 1959, the Rock Valley Junior Association formed, giving kids a chance to play hockey in a more organized manner. What was started by the RVJA is continued today by such organizations as the Rockford Hockey Academy and the Rockford Road Runners Hockey Club.

Hockey in Rockford took on more of a professional air with the formation of the Wagon Wheel Cardinals. The team was named after the Wagon Wheel Ice Palace in Rockton, which was part of a resort built in 1936. For years, the Ice Palace was home to collegiate hockey teams including Notre Dame, Air Force, and Northern Illinois. The Cardinals played in the Illinois Ice Hockey League from 1958-1963, winning the league cham-

pionship five times. They also played the U.S. National team twice in 1962 along with the British National team.

After their successful run in the IHL, the Cardinals moved up to the more competitive North Central Hockey League in 1964, playing one season. They took the next two years off and reorganized in 1967 before finally hanging it up a year later.

-- From "Far Side of the Pond" column on icehogs.com, Chad Hubner



Team Info

Hockey Ops

2022-23 Recap

Records

Playoff Records

Team History

Alumni

Season Recaps

Opponents

25 YEARS OF ICEHOGS HOCKEY

Team Info
 Hockey Ops
 2022-23 Recap
 Records
 Playoff Records
 Team History
 Alumni
 Season Recaps
 Opponents

OCT. 13, 2000: The Ice-Hogs start the 2000-01 season with a 2-0 loss to the Quad City Mallards in front of a franchise record 7,389 fans.

DEC. 31, 2000: Rockford and the Kalamazoo Wings combine for 101 shots on goal, an Ice-Hogs record, in a 7-3 loss.

MARCH 26, 2001: Team MVP Nick Checco, alternate captain Steve Dumonski, Curtis Bois and Justin Kerns miss the final four games of the 2001-02 season after being injured in an automobile accident.

APRIL 1, 2001: Despite making a 4-2-0 run to finish the season, including a 4-1 win over the Muskegon Fury in the final regular season game, Rockford misses the playoffs in its second season.

MAY 8, 2001: Head Coach Dale DeGray's contract is not renewed following two seasons in the Forest City.

JUNE 19, 2001: The Ice-Hogs appoint Scott Bell as the second head coach in team history.

JULY 25, 2001: The original "Voice of the Hogs" and UHL 2000-01 Broadcaster of the Year, Kevin Bartl, leaves after two years in Rockford to take a job with the Bakersfield Condors (WCHL). Mike

Kalinowski is later named to replace him.

NOV. 16, 2001: Rockford falls 9-0 at the MetroCentre to the Quad City Mallards, the worst home loss in team history.

JAN. 5, 2002: The IceHogs end a 15-game road losing streak, the longest in franchise history, with a 6-5 win at Knoxville.

FEB. 19, 2002: The First Annual Guns N' Hoses Cup takes place at the MetroCentre between Rockford area firefighters and police officers.

MARCH 27, 2002: The Ice-Hogs and the Kalamazoo Wings are not whistled for a single penalty in the IceHogs' 4-3 shootout loss at the MetroCentre, the only time in Ice-Hogs history that neither team has spent time in the penalty box.

MARCH 29, 2002: In the final home game of the regular season, Rockford falls 5-4 to the Quad City Mallards in front of a franchise-record crowd of 7,420 at the MetroCentre.

MARCH 30, 2002: The season comes to a close with a 6-3 loss to Missouri in St. Charles. Rockford's strong finish to the season is overshadowed by a slow start. The Hogs win

nine of their final 12 games but complete the season with a franchise-worst 27-41-6 record and miss the playoffs for the second straight season.

JUNE 17, 2002: GM Kevin Cummings resigns after taking a job with the Worcester IceCats (AHL). Assistant General Manager Ryan Washatka is named the interim general manager.

JUNE 25, 2002: The IceHogs corporate offices move from the Hog Barn on East Riverside to the Rockford Trust Building in downtown Rockford.

AUG. 2, 2002: The IceHogs drop the "interim" from Ryan Washatka's role as general manager and name Brian Hayes as assistant general manager.

OCT. 23, 2002: The IceHogs announce the franchise has been acquired by Tri-Vision Sports, LLC, a local group comprised of Rockford business leaders Jim Mellroy, Jeff Smith and Dr. Kris Tumilowicz.

NOV. 16, 2002: The IceHogs take sole possession of first place after knocking off the defending Colonial Cup Champions Muskegon Fury.

DEC. 18, 2002: Center Jeff Antonovich scores a pair of goals to beat the Kalamazoo Wings and record his 500th career point.

JAN. 8, 2003: Steve Cygan, Matt Loen and Erik Wendell set a franchise record with a +6 in a 6-2 win over the Muskegon Fury.

JAN. 13, 2003: Steve Cygan receives UHL's Sher-Wood Player of the Week award for Week 14.

JAN. 14, 2003: Cygan becomes the IceHogs single-season rookie record holder in goals (17), assists (26), and points (43).

JAN. 21, 2003: Rockford's crowd of 6,061 against Quad City is the largest of the season and sixth-largest in team history.

JAN. 24, 2003: Veteran winger Raitis Ivanans records his 900th career penalty minute at Quad City.

FEB. 7, 2003: Veteran center Scott Burfoot rejoins the Ice-Hogs for his second stint as a player.

FEB. 13, 2003: Scott Bell is fired as head coach and director of hockey operations; Scott Burfoot takes over as interim head coach.

FEB. 14, 2003: Rockford wins 2-1 over Missouri River Otters to mark the first career victory for Head Coach Scott Burfoot.

MARCH 7, 2003: Goalie J.F. Rivard becomes the third Ice-Hogs goaltender to get called up and fifth player to join an AHL team during the 2002-03 season.

MARCH 8, 2003: The IceHogs and the Muscular Dystrophy Association raise over \$62,000 with the annual jersey auction.

MARCH 10, 2003: Matt Loen is named the Sher-Wood UHL Player of the Week for Week 22.

ROCKFORD ICEHOGS OWNERS

United Sports Ventures, a New York-based ownership group which owned several minor league franchises in multiple sports, brought professional hockey to Rockford. United Sports Ventures, which owned wildly successful teams in Moline, Ill. and St. Charles, Mo., was instrumental in the rapid growth of the United Hockey League in the late 1990s and early 2000s. In 2002, a group of Rockford business leaders bought the team and ownership has since remained local.

Ownership group

United Sports Ventures, Inc.
 Tri-Vision Sports, LLC
 Dr. Kris Tumilowicz
 Dr. Kris Tumilowicz and Craig Drekrtrah
 Rockford Metropolitan Exposition, Auditorium
 and Office Building Authority
 Wirtz Corp. (Blackhawks)

Tenure

1998-2002
 2002-2004
 2004-2005
 2005-2007
 2007-2021
 2021-Present

25 YEARS OF ICEHOGS HOCKEY

MARCH 16, 2003: Winger Kevin Kerr plays in his 1,000th career game and sets a franchise record with goals in five straight games.

MARCH 16, 2003: Rookie center Steve Cygan has a franchise record-tying nine-game assist streak end, but ties the franchise record for consecutive games with a point (11) with a goal.

MARCH 23, 2003: The up-and-down season continues. Rockford moves over the .500 mark for the first time since Jan. 22 with a win over Missouri after starting the season 12-6-3.

MARCH 28, 2003: With a 1-0 win over Quad City, the IceHogs clinch a berth in the Colonial Cup playoffs.

MARCH 30, 2003: Despite a 2-0 loss to Fort Wayne in the final game of 2002-03, the IceHogs tie the franchise record for wins in a month with nine in March, and prepare for their second postseason appearance.

APRIL 6, 2003: The IceHogs are swept out of the Colonial Cup playoffs with a 3-2, double-overtime loss to Quad City in the best-of-five first round. It is the longest game in IceHogs franchise history. After giving up 12 goals between the first two games, goalie J.F. Rivard steps it up and sets a franchise playoff record with 55 saves.

APRIL 8, 2003: Jeremy Reбек is named to the UHL All-Star Second Team for his accomplishments during the 2002-03 season. Nick Angell and Steve Cygan are named to the UHL's All-Rookie Team.

APRIL 9, 2003: The UHL names IceHogs GM Ryan Washatka as the league's Marketing Director of the Year after successfully developing the BlockBuster Hockey season campaign.

ILLINOIS CITIES CURRENTLY HOSTING PROFESSIONAL HOCKEY	
City (team)	Seasons (first year)
Chicago (Blackhawks)	98 seasons (1926)
Peoria (Rivermen/Prancers/Blades)	52 seasons (1972)
Moline (Quad City Flames/Mallards)	30 seasons (1994)
Rosemont (Chicago Wolves)	30 seasons (1994)
Rockford (IceHogs)	25 seasons (1999)

APRIL 15, 2003: The UHL names IceHogs center Steve Cygan as the 2002-03 Rookie of the Year.

JUNE 4, 2003: The Rockford IceHogs hire Mark Bernard as head coach and director of hockey operations.

AUG. 20, 2003: The IceHogs and Rockford Park District introduce the Junior IceHogs, a youth hockey program held at the two Rockford area rinks.

SEPT. 18, 2003: Seven IceHogs signees attend AHL camps.

OCT. 7, 2003: Winger Chris Paradise joins big brother, Dave Paradise, on the Rockford squad for the 2003-04 season.

OCT. 21, 2003: The IceHogs name forward, Dave Paradise, as 2003-04 captain and Reggie Savage and Dale Junkin as alternate captains.

OCT. 24, 2003: Rockford welcomes 6,673 fans into the MetroCentre for the 2003-04 opening night game, a 3-1 loss to the Quad City Mallards. It is the second-highest opening-night crowd in franchise history.

OCT. 25, 2003: Head coach Mark Bernard earns his first career coaching win in a 3-1 win over the Missouri River Otters.

OCT. 31, 2003: Reggie Savage becomes the first player to receive an AHL call-up in 2003-04 and joins the Milwaukee Admirals.

NOV. 5, 2003: Goalie Ronnie Vogel is named the UHL's

Goaltender of the Month for October.

DEC. 3, 2003: Kelly Miller registers the 20th hat trick in IceHogs franchise history vs. Port Huron. That same night, the IceHogs tie a pair of franchise records in the second period against Port Huron with five goals scored and eight goals combined.

DEC. 10, 2003: The Rockford IceHogs unveil the team's new official Web site at icehogs.com.

JAN. 9, 2004: Veteran winger Reggie Savage scores the 1,000th goal in IceHogs history in Fort Wayne.

JAN. 16, 2004: World Wrestling Entertainment's "Mankind" Mick Foley drops the ceremonial first puck.

JAN. 16, 2004: The IceHogs set a franchise record with 25 shots on goal against Quad City in the first period.

JAN. 17, 2004: Justin Cardwell becomes the first IceHogs player in franchise history to record hat tricks on back-to-back nights. The first came against Quad City, followed by another against Missouri the next night. For his efforts, the center earns the Week 13 Sher-Wood Player of the Week award from the UHL.

JAN. 19, 2004: IceHogs Kelly Miller assists teammate Steve Cygan in scoring in the UHL All-Stars game.

FEB. 10, 2004: Bob Nardella is named Sher-Wood UHL Player of the Week for Week 16.

MARCH 14, 2004: The IceHogs fall by a combined 16-2 in two weekend games, the most lopsided back-to-back losses in franchise history.

MARCH 19, 2004: General Manager Ryan Washatka names Assistant Coach Tim Mattila the interim head coach after firing Mark Bernard in his first year.

MARCH 20, 2004: Rockford fans help the Hogs raise \$47,700 to benefit the Muscular Dystrophy Association in the Rock River Valley in the team's annual jersey auction.

MARCH 20, 2004: In Interim Head Coach Tim Mattila's first career victory, IceHogs dominate Adirondack in a five-goal win, the largest of the season for Rockford.

MARCH 27, 2004: Goalie Ronnie Vogel ties a franchise mark by picking up his 26th win of the season. The record was set by J.F. Rivard in 1999-2000 and tied by Rivard in 2000-01.

APRIL 9, 2004: The IceHogs lose to Fort Wayne to close the season in front of 5,277 fans. The team finishes 28-43-5, the second-worst mark in the five years playing in Rockford. But the 3,549 fans averaged was the second-highest in franchise history and third in the UHL in 2003-04.

JUNE 17, 2004: After nine seasons and four championships with the San Diego Gulls (WCHL/ECHL), Steve Martinson is named head coach and director of hockey operations for the IceHogs, marking the start of the most successful era in IceHogs hockey to date.

Team Info

Hockey Ops

2022-23 Recap

Records

Playoff Records

Team History

Alumni

Season Recaps

Opponents

25 YEARS OF ICEHOGS HOCKEY

Team Info
Hockey Ops
2022-23 Recap
Records
Playoff Records
Team History
Alumni
Season Recaps
Opponents

SEPT. 27, 2004: Nine IceHogs attend AHL camps.

OCT. 15, 2004: The Ice-Hogs avenge an opening-night loss the year before with an 8-4 mashing of Quad City in front of 6,081 at the MetroCentre.

OCT. 18, 2004: J.C. Ruid is named UHL Player of the Week with six points.

NOV. 15, 2004: Olivier Proulx is given the UHL's Player of the Week award.

DEC 29, 2004: Michel Robinson became the first goalie in IceHogs history to score a goal when fired the puck into an open Fort Wayne Komets net late in the third period to help seal a 4-1 victory over the Komets.

JAN. 25, 2005: With Rockford in first place, a record six IceHogs (J.F. Dufour, Nathan Lutz, Steve Pelletier, Olivier Proulx, J.C. Ruid and Michel Robinson) are selected to play in the UHL's All-Star Classic in Glens Falls, N.Y. Dufour, Lutz, Proulx, Ruid and Robinson all start for the Mountain Dew team. Ruid is named the game's MVP.

JAN. 31, 2005: Seamus Kotyk is named the Goalie of the Week.

FEB. 28, 2005: With six weeks left in the season, IceHogs set a franchise mark for season wins at 36. The team finishes

46-25-9 in 2004-05.

APRIL 10, 2005: The Ice-Hogs are shut out 1-0 by Missouri in the final game of the regular season, but with a record of 46-25-9, the IceHogs finish second in the Western Division and enter the playoffs for the third time in franchise history.

APRIL 18, 2005: Steve Pelletier is named to UHL's All-Rookie Team.

APRIL 22, 2005: With a 2-1 overtime win over Kalamazoo, the IceHogs beat the K-Wings 4-2 in the best-of-seven first round for their first playoff series win.

APRIL 27, 2005: Michel Robinson becomes the second-ever IceHogs skater to nab a postseason award when he is named the UHL's Goaltender of the Year.

MAY 2, 2005: The IceHogs front office is given the UHL's Member Club of the Year, while Mike Peck is named Broadcaster of the Year and Ryan Washatka is GM of the Year.

MAY 10, 2005: After going up 3-1 to start the semifinal round of the Colonial Cup playoffs, the IceHogs fall in three straight to Fort Wayne, including a 2-1 loss in overtime of the seventh game.

JUNE 15, 2005: After buying out his partners and running

the team solo for several months, Kris Tumilowicz is joined by Craig Drecktrah in the IceHogs ownership group.

AUG. 29, 2005: The documentary RoadHogs about the Ice-Hogs adventures on the road, makes its world premiere at the 10th Inning Bar and Grill in Rockford.

SEPT. 26, 2005: A record 13 skaters on the IceHogs preseason roster get a jump start on the season with an invitation to an AHL camp.

OCT. 8, 2005: In his ninth professional season, Raitis Ivanans becomes the first IceHogs player to make his NHL debut in a Montréal Canadiens game against the Toronto Maple Leafs.

DEC. 3, 2005: Kevin Klein becomes the second former IceHogs player to play in the NHL when he makes his debut with the Nashville Predators against the Philadelphia Flyers.

DEC. 13, 2005: The IceHogs sign an affiliation agreement with the NHL's Nashville Predators and AHL's Milwaukee Admirals.

JAN. 25, 2006: Corey Hessler, Preston Mizzi and Jason Notermann represent the IceHogs at the 2006 UHL All-Star Game in St. Charles, Mo.

FEB. 1, 2006: Michel Robinson is named the UHL's Goalie of the Month for January.

FEB. 7, 2006: Defenseman Bob Nardella joins the Italian National Team for the 2006 Olympic Winter Games in Turin, Italy.

MARCH 2, 2006: For the second straight month, Michel Robinson earns top goalie honors for the UHL.

MARCH 14, 2006: The Rockford IceHogs unveil plans for the Rockford IceHogs Charitable Foundation, an agency designed to funnel money to

non-profit organizations in the Rockford area.



MARCH 15, 2006: On a tour of UHL teams to raise awareness for colon cancer, Molly McMaster becomes the first and only female player in IceHogs history.

APRIL 3, 2006: With a 4-1 win over Muskegon, Rockford captures its first-ever division title.

APRIL 9, 2006: Preston Mizzi becomes the first player in IceHogs history to score four goals in a game in a dominating 8-0 win over Muskegon. The IceHogs also beat the 2004-05 mark for most wins in a season with their 47th.

APRIL 13, 2006: Robin Big Snake (Milwaukee Admirals) becomes the 14th IceHogs skater to get called up to the AHL in 2005-06.

APRIL 15, 2006: The 2005-06 regular season comes to a close with a 4-2 win over Muskegon in front of 4,048 fans. The IceHogs begin their second consecutive playoff run as Western Division champions with a final record of 48-19-9.

APRIL 28, 2006: The IceHogs eliminate the Fort Wayne Komets in five games in the first round of the Colonial Cup playoffs with a 2-1 win at the MetroCentre. The IceHogs avenge a semifinal loss to the Komets from 2004-05 and advance to face the Kalamazoo Wings in the semifinals.

APRIL 24, 2006: Matt Gens is named to the UHL's All-Rookie Team.

MAY 9, 2006: Rockford is named the UHL's Member Club of the Year for their second straight season.

JUNIOR ICEHOGS YOUTH HOCKEY

On August 20, 2003, the IceHogs, along with the Rockford Park District, established the Jr. IceHogs Youth Hockey Program. Since its inception, the program's participation has increased by 28 percent.

The program helps



develop over 1,000 participants annually and is led by former IceHogs player and coach Scott Burfoot.

25 YEARS OF ICEHOGS HOCKEY

MAY 10, 2006: The IceHogs fall in four games in the Semi-final Round of the Colonial Cup playoffs to the Kalamazoo Wings. It is the first time the IceHogs have been swept in a best-of-seven series and first sweep since the 2003 loss in the first round to Quad City.

JUNE 7, 2006: The winningest coach in IceHogs history, Steve Martinson, re-signs with the team.

SEPT. 22, 2006: Rockford snags the ECHL's reigning Goalie of the Year, Frederic Cloutier, from the Pensacola Ice Pilots.

SEPT. 22, 2006: A total of 11 Rockford IceHogs players are invited to AHL camps in 2006-07.

NOV. 12, 2006: The Rockford Register Star reports that the Rockford MetroCentre will unveil plans for a major building renovation, and will pursue the purchase of an AHL team that will be affiliated with the Chicago Blackhawks.

DEC. 22, 2006: The IceHogs lose a 2-0 contest to the Chicago Hounds, dropping their record to 12-12-2. But the team began a turnaround, finishing the regular season 36-9-5.

JAN. 3, 2007: Six IceHogs are named to the UHL All-Star Classic, tying a mark set the previous season.

MARCH 5, 2007: Preston Mizzi and Kevin Ulanski are recalled to the Milwaukee Admirals (AHL). A total of 14 players skate in Rockford and with an AHL team in 2006-07, a team record.

MARCH 19, 2007: The AHL Board of Governors unanimously approve the sale and relocation of the inactive AHL franchise owned by Gardens Hockey Inc., of Cincinnati, to Rockford. The AHL's CEO Dave Andrews, along with Blackhawks GM Dale Tallon, make the announcement at a press conference in Rockford.

APRIL 7, 2007: The IceHogs finish the season 48-21-7 with a 5-0 blanking of the Chicago Hounds.

APRIL 17, 2007: Luke Fritshaw is named to the UHL's All-Rookie Team. The IceHogs co-MVPs, Frederic Cloutier and Preston Mizzi, are named second team UHL All-Stars.

APRIL 22, 2007: The IceHogs breeze past the Quad City Mallards in the first round of

the Colonial Cup playoffs in five games, outscoring their Illinois rivals 21-11 in the best-of-seven set.

MAY 5, 2007: The IceHogs make their first Colonial Cup Finals appearance after a 5-4 win in Game 5 of the semifinals against Fort Wayne.

MAY 11, 2007: In Rockford's first-ever Finals game, Matt Gens scores an overtime game-winning goal to push the IceHogs to a 3-2 win over Kalamazoo at the MetroCentre.

MAY 24, 2007: The Rockford IceHogs bring the first hockey championship to the Rock River Valley with a dramatic 3-1 win over the Kalamazoo Wings in Game 7 of the Colonial Cup Finals.

AHL ERA

JULY 5, 2007: Staying with the Blackhawks organization as they move affiliate operations from Norfolk to Rockford, Mike Haviland is named the first head coach in the IceHogs' AHL history.

JULY 19, 2007: The IceHogs and Blackhawks announce that the ECHL's Pensacola Ice Pilots will be their primary 'AA'

affiliate.
SEPT. 23, 2007: The IceHogs open their first-ever AHL training camp at the Riverview Icehouse.

SEPT. 26, 2007: The IceHogs unveil the new jerseys, featuring a Blackhawks logo on the shoulders and red, white and black stripes on the bottoms and sleeves.

OCT. 6, 2007: The IceHogs make their AHL debut in Moline against the Quad City Flames, a 5-1 loss. Dave Bolland scores the first goal in IceHogs AHL history.

OCT. 13, 2007: The IceHogs' first AHL win comes in Des Moines, Iowa, a 7-3 victory over the Iowa Stars. The IceHogs did not fall below .500 again en route to a 44-26-4-6 record in their inaugural AHL season.

OCT. 26, 2007: David Bolland becomes the first IceHogs skater to get re-called to the Chicago Blackhawks.

NOV. 2, 2007: Already a month into the 2007-08 season, the AHL IceHogs make their home debut in front of a sold-out crowd of 6,436 with a 3-2 shootout loss to the San Antonio Rampage.

NOV. 20, 2007: The IceHogs open a new year-round store at Cherry Vale Mall called Hogs Headquarters.

JAN. 9, 2008: Martin St. Pierre and Cam Barker are selected to start in the AHL All-Star Classic.

MARCH 9, 2008: Jack Skille scores the first and only hat trick of the inaugural AHL season, propelling the IceHogs to a 4-3 overtime win over the Iowa Stars. The victory marks Mike Haviland's 300th career coaching win.

MARCH 24, 2008: Veteran goalie Wade Flaherty earns his 300th career win with a 4-1

2007 COLONIAL CUP CHAMPIONS



Team Info

Hockey Ops

2022-23 Recap

Records

Playoff Records

Team History

Alumni

Season Recaps

Opponents

25 YEARS OF ICEHOGS HOCKEY

OCT. 13 and 14, 2009: The IceHogs recognize honorary team member Sydney Ives at two games at the MetroCentre one week after she passed away.

OCT. 16, 2009: Jake Dowell is named the third team captain in IceHogs AHL history.

OCT. 22, 2009: Defenseman Jassen Cullimore signs an AHL contract with Rockford, becoming the first Stanley Cup Champion to play for the IceHogs.

DEC. 30, 2009: Mark Cullen and Jack Skille are named to the AHL All-Star Game. Skille notched two assists in the game on January 19, 2009.

JAN. 10, 2010: Mike Brennan's overtime goal lifts the IceHogs over the Houston Aeros 2-1 at the Toyota Center in front of former President George H. W. Bush.

JAN. 29, 2010: For the first time, the MetroCentre ice was painted pink for the IceHogs "Pink In The Rink" Breast Cancer Awareness Night. The IceHogs raised nearly \$10,000 and defeated Peoria 4-2.

JAN. 30, 2010: Center Evan Brophy became the second IceHogs skater in the team's history to play in 200 games with Rockford.

FEB. 12, 2010: Former IceHogs defenseman Cam Barker is traded from the Chicago Blackhawks to the Minnesota Wild in exchange for Kim Johnsson and Nick Leddy.

FEB. 15, 2010: Defenseman Jassen Cullimore appeared in his 1,000th career professional game in Rockford's 2-1 overtime win over Grand Rapids.

FEB. 19, 2010: Center Matt Keith records the sixth hat trick in the AHL era for the IceHogs to help the Hogs beat the San Antonio Rampage 6-5.

MARCH 13, 2010: Corey Crawford becomes the winningest goalie in IceHogs history with a 6-3 win at Manitoba to give him his 70th win with the IceHogs.

MARCH 25, 2010: Bracken Kearns is named the team's winner of the American Specialty/AHL Man of the Year award for his contributions to the Rockford Community in 2009-10.

MARCH 26, 2010: The IceHogs and the ECHL's Toledo Walleye announce they will extend their affiliation agreement through the 2010-11 season. The 2010-11 season will mark the second season of the affiliation.

MARCH 27, 2010: The IceHogs raise \$29,865 during the 11th Annual Jersey Auction.

APRIL 2, 2010: Rockford clinches their sixth straight postseason berth with a 2-1 win over Lake Erie.

APRIL 3, 2010: The IceHogs set a new attendance record with 159,132 fans coming to the MetroCentre throughout the 2009-10 season. The IceHogs also set a new record by averaging 3,978 fans at every home game.

APRIL 10, 2010: The IceHogs finish the regular season with a 4-2 loss to San Antonio. The IceHogs earned a record of 44-30-3-3 and their second highest point total in the AHL era with 94 points during the 2009-10 season.

APRIL 23, 2010: The IceHogs are swept out of the playoffs in the first round by the Texas Stars with a 4-2 loss in Game Four of the West Division Semifinals.

APRIL 28, 2010: Eight IceHogs are called up to Chicago to help during the Blackhawks' playoff run.

JUNE 9, 2010: The IceHogs announce their summer street

hockey initiative. Throughout the summer of 2010, IceHogs staff members, along with Hammy, made appearances at local youth clubs and taught kids the fundamentals of hockey.

JUNE 9, 2010: Ten former IceHogs players help the Blackhawks lift the Stanley Cup for the first time in 49 years. The players include Bryan Bickell, Dave Bolland, Nick Boynton, Troy Brouwer, Dustin Byfuglien, Jordan Hendry, Niklas Hjalmarsson, Colin Fraser, Antti Niemi, and Kris Versteeg.

JUNE 29, 2010: Oak Hewer, a former player from the clubs' UHL era, is named the IceHogs Team Ambassador.

SEPT. 1, 2010: Steve Poapst is added to the IceHogs coaching staff as an assistant, making it the first time that Rockford will have three coaches behind the bench.

OCT. 7, 2010: For the first time ever, the IceHogs adopt a school. At a press conference, the team announced they are adopting Hillman Elementary School for the 2010-11 season.

OCT. 8, 2010: Oink Outfitters, the IceHogs official team store, opens inside the MetroCentre.

OCT. 10, 2010: Featuring the names of the 2010 Chicago Blackhawks, the Stanley Cup returns to the MetroCentre, along with other NHL trophies, as Rockford tops Grand Rapids 5-4.

OCT. 19, 2010: The IceHogs announce that long-time PA Announcer Chris Toltzman is stepping down. Toltzman announced his final game on Oct. 10 and missed just one game in the IceHogs first 11 seasons.

OCT. 23, 2010: After playing 238 games with Rockford, second most all-time, Evan Brophy earns his first career NHL recall to Chicago.

NOV. 25, 2010: Despite still playing on a PTO contract, veteran defenseman Garnet Exelby is named the fourth team captain during Rockford's AHL era. Exelby would sign a two-way NHL contract with Chicago on Nov. 26, 2010.

DEC. 23, 2010: Jeremy Morin and Nick Leddy are named to the U.S. World Junior team that will compete in the IIHF World Junior Championships.

JAN. 11, 2011: Defenseman Brian Connelly is named to the AHL All-Star Game.

JAN. 22 and 23, 2011: "Pink in the Rink" and the "IceHogs Bowl-A-Thon" help the IceHogs raise over \$30,000 for Breast Cancer Awareness and the Sydney Ives Foundation.

FEB. 9, 2011: Former IceHogs winger Jack Skille is traded by the Blackhawks along with Hugh Jessiman and David Pacan to the Florida Panthers in exchange for Michael Frolik and Alexander Salak.

FEB. 26, 2011: NHL Hall-of-Famer Bobby Hull makes an appearance at Rockford's game against the Milwaukee Admirals.

FEB. 27, 2011: Winger Jeff Taffe ties an IceHogs franchise record with a point in his 15th straight game.

FEB. 28, 2011: Center Ryan Potulny is traded by the Blackhawks to the Ottawa Senators at the NHL Trade Deadline for Chris Campoli. Potulny would go on to lead the Binghamton Senators in postseason scoring, helping them win the 2011 Calder Cup Championship.

MARCH 13, 2011: Wearing "First Responders" themed jerseys, the IceHogs raise over \$34,000 with the annual jersey auction.

MARCH 26, 2011: With two games to spare, the IceHogs break their all-time attendance record as 5,455 fans watch

Team Info

Hockey Ops

2022-23 Recap

Records

Playoff Records

Team History

Alumni

Season Recaps

Opponents

25 YEARS OF ICEHOGS HOCKEY

Team Info	Team Info
Rockford top Milwaukee 3-2 in overtime behind Brian Connelly's game-winning tally.	OCT. 16, 2011: Despite recording a franchise-low 13 shots on goal, Rockford slips past the Abbotsford Heat 3-2 behind Brandon Segal's third period, tie-breaking goal.
Team History	Team History
MARCH 27, 2011: Evan Brophey breaks Rockford's all-time games played record, appearing in his 299th career game with the IceHogs, breaking Dan Davies' mark. The game would be Brophey's last in an IceHogs uniform as he was handed a seven-game suspension by the AHL for an illegal hit, covering the remainder of the season.	DEC. 2, 2011: Winger Rob Klinkhammer is traded to the Ottawa Senators for a future draft pick. He departs Rockford with the third most games played (242).
Opponents	Opponents
MARCH 28, 2011: For his generous work in the community, winger Kyle Hagel is named Rockford's "Man of the Year.	JAN. 3, 2012: Rookie Andrew Shaw is signed to an NHL contract by Chicago after getting selected in the 5th round of the 2011 NHL Draft.
Season Recaps	Season Recaps
APRIL 10, 2011: Behind Jeff Taffe's overtime winner in Chicago against the Wolves, Rockford closes out the regular season winning 10 of their final 11 games, but miss the postseason for the first time in six seasons.	JAN. 6, 2012: Andrew Shaw makes his NHL debut in Chicago and scores a goal. Shaw is one of just nine players from the 2011 NHL Draft to play in the NHL in 2011-12. He would finish with 12g-11a-23pts in 37 games with the Blackhawks.
Alumni	Alumni
JULY 8, 2011: Bill Peters accepts an assistant coaching position with the Detroit Red Wings, ending his stint in Rockford as the organization's most tenured head coach.	JAN. 8, 2012: Defenseman Brian Connelly becomes the IceHogs all-time assist leader when he chips in his 101st career helper, surpassing Jeff DiCosta, in a 6-5 overtime win at Texas.
Playoff Records	Playoff Records
JULY 20, 2011: Ted Dent is named the ninth head coach in IceHogs history and third during the team's AHL era. Dent spent the previous four campaigns as the club's assistant coach.	JAN. 27, 2012: Brian Connelly is traded by Chicago to the Calgary Flames for Brendan Morrison. Connelly finishes his IceHogs career with team records for assists (105) and points (126) by a d-man in 211 games played.
Records	Records
APRIL 14, 2012: Six of the Hogs final nine games, including a season-ending 4-3 shootout loss to Charlotte at the BMO, finish in the shootout. Rockford completes the season with a 35-32-2-7, their eighth straight winning season.	JAN. 30, 2012: Brandon Pirri represents Rockford at the 2012 All-Star Game in Atlantic City. Three days after getting traded, Brian Connelly is also at the game, but wearing an Abbotsford jersey despite never playing for the team. Connelly would join the Heat following the All-Star break.
2022-23 Recap	2022-23 Recap
AUG. 11, 2011: BMO Harris Bank is announced as the naming rights sponsor of the Rockford MetroCentre. Moving forward, the home of the IceHogs is called the BMO Harris Bank Center.	FEB. 15, 2012: Rockford holds Peoria to just 13 shots on goal, but the Rivermen's Ben Bishop stops all 42 IceHogs shots in a 1-0 loss to Peoria at the BMO.
Records	Records
OCT. 8, 2011: Rockford begins their 13th professional season at home against Grand Rapids. It's their fifth as the top AHL affiliate of the Chicago Blackhawks. In his return to Rockford, winger Brandon Segal scores the game winning goal in a 3-2 Rockford win.	FEB. 21, 2012: Team Captain Brandon Segal is traded to the Tampa Bay Lightning. Rockford received Matt Fornataro in a separate deal with the Norfolk Admirals. Segal would help lead Norfolk to the 2012 Calder Cup.
Records	Records
APRIL 1, 2012: Rob Flick and Jeremy Smith begin a bench clearing brawl at 10:08 of the second period in Milwaukee. The ruckus results in 132 minutes of penalty time. Rockford would knock off the Admirals 2-1 in a shootout. Flick is suspended for three games as a result of the brawl. Shawn Lalonde and Ted Dent are each given a one-game suspension.	MARCH 22, 2012: Goalie Carter Hutton becomes the first IceHogs player to get named the AHL's Player of the Week twice in a single season. Hutton was given the honor for his play in Weeks 17 and 22.
Records	Records
APRIL 7, 2012: Both of Chicago's first round draft picks from the 2011 NHL Draft, Mark McNeill and Phillip Daulton, are in the IceHogs lineup in Lake Erie.	SEPT. 15, 2012: In anticipation of an NHL lock out, the Blackhawks assign 26 players to Rockford including 2011-12 regulars Nick Leddy and Marcus Kruger.
Records	Records
APRIL 13, 2012: Another 2-1 shootout win over Milwaukee gives the IceHogs a franchise record tying 10th win of the season against the Ads. Rockford went 10-1-0-1 against their rivals.	Nov. 18, 2012: In the back-end of a home-and-home series, Rockford and Houston play at the Xcel Energy Center in St. Paul, Minn. with the Aeros claiming a 3-2 win in front of 11,175.
Records	Records
APRIL 17, 2012: Four-time AHL All-Star Martin St. Pierre signs an AHL contract with Rockford, re-joining the team for the first time since 2007-08.	DEC. 9, 2012: A team record 5,350 stuffed animals are donated by IceHogs fans during the Annual Teddy Bear Toss in a 2-1 loss to the Chicago Wolves.
Records	Records
AUG. 23, 2012: The IceHogs announce for the first time in team history that every game, home and road, will be televised live on 23.2 Weather Now. The station would eventually change to Antenna TV and is available with every local cable provider.	JAN. 5, 2013: The IceHogs dropped a 5-2 decision in Toronto and the game was the final before the NHL settled their labor dispute, ending the lockout. During the lockout, Rockford went 17-16-1-1.
Records	Records
	JAN. 13, 2013: With all the "I's" dotted and "T's" crossed, the NHL season is ready to get underway and seven IceHogs are recalled to the Blackhawks.
Records	Records
	JAN. 17, 2013: Martin St. Pierre and Adam Clendenning are named to the Annual AHL All-Star Classic.
Records	Records
	JAN. 19, 2013: A combined 17 goals and 230 PIMs between the IceHogs and Grand Rapids Griffins at the BMO on Pink In The Rink Night. Rockford fell 11-6, a franchise record for goals allowed. Of the team record 230 PIMs, 202 of them were handed out at 11:58 of the second period following a bench clearing brawl. Four IceHogs and two Griffins skaters were suspended as was IceHogs Head Coach Ted Dent.
Records	Records
	FEB. 5, 2013: Down 4-1 early in the second period in Texas and mired in a six-game losing streak, Rockford battles back and tops the Stars 5-4 in a 12-

25 YEARS OF ICEHOGS HOCKEY

round shootout. Rockford entered the game 20-23-1-1 and finished the season 22-8-1-0 from there on out.

MARCH 12, 2013: The IceHogs announce Abrahammy Lincoln as the theme for the 14th Annual Jersey Auction Night at Lincoln Middle School. The IceHogs held a contest at the school and the design from Madie Miller and Monica Bautista was chosen as the winner.

MARCH 13, 2013: Brandon Pirri marked three assists in Rockford's 4-3 win over the Chicago Wolves to become Rockford's all-time points leader with 149 points.

MARCH 22, 2013: Rostislav Olesz returned to the IceHogs lineup for the first time since April 1, 2012 and sustained a knee injury. Olesz would put up 7g-12a-19pts in the final 14 games which the Hogs went 10-3-1-1.

APRIL 11, 2013: Rookie defenseman Adam Clendening becomes the second IceHogs skater to earn an AHL postseason award as he is named a 2nd Team AHL All-Star.

APRIL 12, 2013: In what would be their 2012-13 home finale, Rockford routs the Wolves 7-3 behind a team record six points from Brandon Pirri (1g-5a), a hat trick from Ben Smith (3g-1a) and a team record +6 from Shawn Lalonde.

APRIL 19, 2013: Another offensive onslaught resulted in a team AHL record nine goals in San Antonio during a 9-3 win.

APRIL 20, 2013: In desperate need of a win to keep their postseason hopes alive, Kent Simpson in relief helped bail out the IceHogs in Texas after trailing 3-0. Rockford scored the game's final five goals, including two from Ben Smith to give him 8g-3a over the final four games. Rockford scored 24 goals over their final four

games.

APRIL 21, 2013: Idle on the final day of the regular season, Rockford was officially eliminated from playoff contention when Milwaukee topped Peoria 3-0. The IceHogs became the first team in AHL history to miss the playoffs while winning 42 games.

APRIL 21, 2013: Brandon Pirri becomes the first player in IceHogs history to lead the league in scoring picking up the John B. Sollenberger Trophy. Pirri totaled 75 points, including 22g-53a.

JUNE 24, 2013: For the second time in four seasons, the Blackhawks win the Stanley Cup and the team includes 10 different former IceHogs.

JULY 9, 2013: Ted Dent is given a two-year contract extension with an option for a third season and Mark Osiecki is named Assistant Coach, replacing Steve Poapst and Ben Simon.

OCT. 5, 2013: Despite not starting and replacing Antti Raanta 5:36 into the game, goalie Kent Simpson set an IceHogs single-game record with 49 saves in a 3-1 loss in San Antonio to open the 2013-14 regular season.

OCT. 27, 2013: With the Stanley Cup in attendance, a crowd of 6,353 fans watched the IceHogs defeat the Texas Stars 4-2 at the BMO.

JAN. 3, 2014: The IceHogs honored hockey legend Scotty Bowman when they took on the Iowa Wild, falling 3-2 in a shootout.

FEB. 7, 2014: The XXII Winter Olympic Winter Games open in Sochi, Russia and six former IceHogs, including Marcus Kruger, Niklas Hjalmarsson, Antti Niemi, Petri Kontiola, Alexander Salak and Mathis Olimb, represent their countries.

FEB. 9, 2014: With his first career hat-trick, winger Jeremy Morin became Rockford's all-time leading goal scorer, surpassing Preston Mizzi (69).

FEB. 12, 2014: Playing in his second career AHL All-Star game, Brandon Pirri notched two goals and an assist to garner MVP honors as the AHL All-Stars topped Farjestad BK (SEL) 7-2 in St. John's.

FEB. 25, 2014: Jason LaBarbera made 19 saves to pick up his seventh straight win, 4-1 in Iowa, setting an IceHogs AHL team record.

FEB. 26, 2014: Brian Connely, Rockford's all-time points leader among d-men is re-acquired by the Blackhawks in exchange for Brad Winchester and Zach Miskovic from the Minnesota Wild.

MARCH 1, 2014: Brandon Pirri became the first player in franchise history to notch his 200th career point when he notched a goal and an assist in Oklahoma City in a 5-4 loss to the Barons.

MARCH 2, 2014: That would prove to be Pirri's final game in an IceHogs uniform as the Hogs all-time leading point producer was traded to the Florida Panthers in exchange for a 3rd round and 5th round draft pick. Pirri became the third player in 2013-14 to get traded from Rockford to the Florida Panthers, joining Jimmy Hayes and Dylan Olsen.

MARCH 3, 2014: After leading the AHL with nine goals and 18 points in February, Jeremy Morin is named the AHL's Player of the Month.

APRIL 9, 2014: IceHogs Assistant Coach Mark Osiecki is named the head coach for the 2015 U.S. Junior National Team that will compete in the World Junior tournament in Montreal and Toronto in December 2014/January 2015.

APRIL 9, 2014: Gordon Kaye announces that he is resigning from his position of Executive Director of RAVE, including his position as head of the IceHogs business operations, but will remain with the team throughout the offseason.

APRIL 10, 2014: Defenseman Adam Clendening becomes the first IceHogs skater to get named a First Team AHL All-Star and the first defenseman since Dan Boyle in 1999 and 2000 with Louisville to get named 1st and 2nd team AHL All-Stars during his first two AHL seasons.

APRIL 18, 2014: In home game 37, the IceHogs set their franchise attendance record that would eventually hit 182,540, breaking the mark set during a 40 game schedule in 2010-11.

MAY 2, 2014: Former IceHogs Jimmy Hayes, Troy Brouwer, Petri Kontiola, Mathis Olimb, and Alexander Salak skated with their respective countries in the 2014 IIHF World Championships.

JUNE 19, 2014: The NHL's Carolina Hurricanes named former IceHogs Head Coach Bill Peters to the same position. Peters coached the IceHogs from 2008-11, including Calder Cup Playoff appearances in 2008-09 and 2009-10. **JULY 10, 2014:** The Rockford IceHogs were chosen for awards for excellence and service to the league. Rockford IceHogs executive director Gordon Kaye was the recipient of the James C. Hendy Memorial Award, given to the outstanding executive in the American Hockey League for 2013-14.

OCT. 19, 2014: Goalie Michael Leighton had 28 saves in 67 minutes played to earn his first shutout of the season and 37th of his AHL career, ranking fourth in league history as the IceHogs fell to the Toronto Marlies 1-0 in the fifth round of a shootout. This marked the

Team Info

Hockey Ops

2022-23 Recap

Records

Playoff Records

Team History

Alumni

Season Recaps

Opponents

25 YEARS OF ICEHOGS HOCKEY

Team Info	Team Info
second time in IceHogs history that Rockford lost a shootout 1-0.	JAN. 29, 2015: IceHogs All-Star defenseman Adam Clendenning is dealt to the Vancouver Canucks, in exchange for defenseman Gustav Forsling.
Team Info	Team Info
NOV. 6, 2014: Rockford knocked off the Iowa Wild, earning their AHL franchise record seventh-consecutive win. Forward Peter Regin became the 64th former IceHog to play in the NHL as he was called up to the Blackhawks.	FEB. 7, 2015: The 7-5 loss to the Milwaukee Admirals marked the first time in IceHogs franchise history that the club drew over 6,300 fans in three straight games.
Records	Records
NOV. 8, 2014: With the IceHogs 3-1 victory over the Grand Rapids Griffins, Head Coach Ted Dent became the winningest coach in Rockford's AHL history with his 123rd victory.	FEB. 28, 2015: Forward Philip Danault is the fifth IceHog to record a hat-trick during the 2014-15 season, a franchise record. The Chicago Blackhawks traded both of the IceHogs most tenured defensemen, shipping T.J. Brennan off to Toronto for forward Spencer Abbott, and trading Klas Dahlbeck and a draft pick to Arizona for Antoine Vermette.
Playoff Records	Playoff Records
NOV. 23, 2014: Goaltender Mac Carruth recorded his first-career AHL shutout on Sunday, making 23 saves in Rockford's 3-0 win over Chicago. Rockford's 14-4-0-1 record through 19 games is the club's best during the AHL era.	MARCH 15, 2015: With a 4-3 win at Allstate Arena, the Rockford IceHogs have staked claim to the Illinois Lottery Cup for the second time in its four year existence. The victory was also the fourth at Allstate Arena in 2014-15, the most in a season in Rockford's franchise history.
Team History	Team History
DEC. 16, 2014: Rockford recorded a franchise record 59 shots falling to the Iowa Wild by the score of 5-1.	MARCH 22, 2015: The Rockford IceHogs held their 16th annual jersey auction which helped raise a record \$79,920 for local charities.
JAN. 2, 2015: 2012 first-round pick Teuvo Teravainen became the 68th different IceHogs player to skate in the NHL after playing in Rockford.	MARCH 27, 2015: With the 4-0 win versus the Adirondack Flames, the shutout was goalie Michael Leighton's 41st of his AHL career, which moved him into a second-place tie with on the all-time league shutout list.
Alumni	Alumni
JAN. 9, 2015: Despite dropping the contest 1-0 to the Milwaukee Admirals in overtime, goalie Michael Leighton set an IceHogs franchise record with a shutout streak of 187:29 spanning four games.	APRIL 4, 2015: With a decisive 7-2 victory over the Rochester Americans, the IceHogs clinched a spot in the 2015 Calder Cup Playoffs for the first time in four years.
Season Recaps	Season Recaps
JAN. 23, 2015: With the IceHogs 3-0 victory over the Utica Comets, it was just the second time in franchise history, that Rockford recorded shutouts in back-to-back games.	APRIL 11, 2015: A 2-0 win over the Charlotte Checkers was the 22nd road victory of the season, setting a high mark in IceHogs AHL history. The IceHogs also matched their
Opponents	Opponents
JAN. 29, 2015: Michael Leighton records his 45th career AHL shutout, tying the all-time record set by Johnny Bower. IceHogs cruise to their largest victory of the season with a 6-0 win over the Chicago Wolves.	APRIL 18, 2015: With the regular season concluding, Rockford set AHL franchise records in points (99), wins (46), road wins (22), winning percentage (.651) and longest home winning streak (nine games).
FEB. 2, 2016: Three IceHogs All-Stars (Jake Dowell, Ryan Hartman, and Michael Leighton) help the Central Division capture the All-Star Tournament Championship.	APRIL 29, 2015: With their 3-2 overtime victory, the IceHogs won their Western Conference Quarterfinal series 3-0 and eliminated the defending Calder Cup Champion Texas Stars. With the game-winning goal in game three, defenseman Stephen Johns became the second player in Rockford history to score a series-clinching overtime goal.
FEB. 3, 2016: Michael Leighton earns CCM/AHL Goaltender of the Month for January, going 8-0-2 with a 1.22 GAA, .954 save percentage, and three shutouts during the month.	MAY 17, 2015: In their first postseason appearance since 2010, the IceHogs fell in the Western Conference Semifinals to the Grand Rapids Griffins 4 games to 1.
FEB. 20, 2016: Rockford takes a 4-2 win over Chicago to capture their second-straight Illinois Lottery Cup.	JUNE 3, 2015: With the Chicago Blackhawks winning their third Stanley Cup Championship in six seasons, 12 former IceHogs helped raise the cup in 2015.
MARCH 5, 2016: Goaltender Michael Leighton sets a new AHL record with his 46th career shutout as the IceHogs take a 5-0 win over the Lake Erie Monsters.	OCT. 9, 2015: Tanner Kero scores twice, including just 1:01 into the game, to lead the IceHogs to a 4-2 win over San Jose to start the 2015-16 season.
MARCH 20, 2016: Mac Carruth stops 11 of 13 shots in the shootout as the IceHogs take a thrilling 2-1 shootout win over Charlotte at home. The 13-round shootout ties for the longest in IceHogs history.	OCT. 26, 2015: Tanner Kero takes home CCM/AHL Player of the Week honors after posting, three goals, one assist, and a plus-5 rating in three games.
APRIL 6, 2016: IceHogs clinch a second consecutive postseason birth with a 2-1 win over the Charlotte Checkers.	OCT. 30, 2015: Michael Leighton moves into sole possession of second place on the AHL's all-time shutout list with a 4-0 win over Iowa. The contest marked the 42nd perfect performance in his AHL career.
APRIL 16, 2016: Goaltender Mac Carruth has his franchise record 152:17 shutout streak snapped, but the IceHogs end the regular season with a 7-1 win over Milwaukee.	JAN. 3, 2016: The Chicago Blackhawks trade Jeremy Morin, Rockford's all-time leading goal-scorer, to the To-
APRIL 18, 2016: Mac Carruth named CCM/AHL Player of the Week after stopping 77 of 79 shots while posting a .67 GAA and .975 save percentage.	ronto Maple Leafs in exchange for Richard Panik.

25 YEARS OF ICEHOGS HOCKEY

MAY 12, 2016: The IceHogs announce that for the first time in team history, they have averaged over 5,000 fans per game (5,013). In addition, the team donated over \$220,000 to charitable causes in 2015-16.

JUNE 16, 2016: IceHogs and Chicago Blackhawks announce they have extended their affiliation an additional five years through the 2021-22 season.

JUNE 22, 2016: Rockford IceHogs Director of Business Operations Mike Peck named recipient of Ken McKenzie Award for the team executive who most successfully promotes his or her club.

NOV. 12, 2016: Brandon Mashinter knocks home all three IceHogs goals to lead Rockford to a 3-0 victory over the Charlotte Checkers at the BMO Harris Bank Center.

JAN. 30, 2017: Spencer Abbott helps the Central Division win the AHL All-Star Challenge for the second straight year.

FEB. 10, 2017: Sam Carrick scores with 24 seconds left in overtime to lift the IceHogs to a 3-2 win over the Milwaukee Admirals. It was the first OT win of the season for Rockford.

FEB. 28, 2017: The Chicago Blackhawks trade Mark McNeill to the Dallas Stars in exchange for Johnny Oduya. At the time of the trade, McNeill ranked second all-time in franchise history with 72 goals.

MAY 3, 2017: Six former members of the IceHogs including Nick Schmaltz, Marcus Kruger, Joakim Nordstrom, Peter Regin and Mathis Olimb represent their respective countries at the 2017 World Championships.

MAY 17, 2017: The Chicago Blackhawks named Jeremy Colliton as the IceHogs' fourth head coach in the AHL era

and 10th in franchise history. Colliton replaces Ted Dent (2011-17).

JUNE 14, 2017: The Blackhawks tap 2013 Stanley Cup Champion Sheldon Brookbank as an assistant coach to join Colliton and fellow assistant coach Derek King.

AUGUST 15, 2017: The IceHogs announce their new marketing campaign, "Our Town, Our Team." The campaign highlights the ties to the team and the Rockford community.

NOVEMBER 15, 2017: The IceHogs are awarded the prestigious "Commitment to Caring" community service award by SwedishAmerican, a division of UW Health. The award is the highest SwedishAmerican gives to an individual or organization in the local Rockford community.

DECEMBER 1, 2017: Three-time Stanley Cup Champion Marian Hossa joins the IceHogs for a special night at BMO Harris Bank Center. Forward Vinnie Hinostroza scored 37 seconds into overtime for a 4-3 win.

DECEMBER 6, 2017: The IceHogs announce Joseph Zakrzewski as the team's new Broadcaster and Communications Coordinator.

DECEMBER 6, 2017: IceHogs unveil "Our Town, Our Team" featuring Rockford natives and pro athletes Jake Smolinski (MLB), Fred VanVleet (NBA) and Dean Lowry (NFL).

DECEMBER 28, 2017: Matthew Highmore scores his second hat trick of the season in a 6-3 win at Iowa. Goalie Collin Delia earned his first AHL win including stops on two penalty shots.

JANUARY 4, 2018: Forward Vinnie Hinostroza and defenseman Erik Gustafsson are selected to the 2018 AHL All-Star Classic in Utica, New

York. Neither would participate as both were on recall to the Chicago Blackhawks.

JANUARY 18, 2018: Forward Matthew Highmore and defenseman Carl Dahlstrom are named replacements for Hinostroza and Gustafsson in the 2018 AHL All-Star Classic.

JANUARY 23, 2018: Defenseman Villie Pokka sees his IceHogs consecutive games played streak come to a close. Pokka holds the all-time mark of 193 consecutive games played in an IceHogs uniform.

FEBRUARY 10, 2018: Defenseman Carl Dahlstrom becomes the 100th IceHog player to skate in an NHL and the 75th to play with the Chicago Blackhawks.

FEBRUARY 19, 2018: IceHogs raise over \$31,000 during their annual Pink in the Rink with proceeds benefitting breast cancer research with Swedish American Hospital.

FEBRUARY 24, 2018: Forward Matthew Highmore sets a new rookie IceHogs scoring record with his 21st tally of the season, passing forward Tanner Kero, in a 4-3 overtime win at Hershey.

FEBRUARY 28, 2018: Adam Clendening set the IceHogs all-time records for both points and assists by a defenseman with an assist in a 2-1 win over Texas.

MARCH 5, 2018: Goalie Collin Delia is selected as the CCM/AHL Player of the Week ending March 2 with a 2-0-0 record, .50 GAA, .986 save percentage and one shutout.

MARCH 31, 2018: IceHogs set a new franchise record, raising \$80,124 during the team's 19th annual jersey auction for the Bryan and Amanda Bickell Foundation on Hawaiian Night. The Rockford defeated San Jose 5-3.

APRIL 2, 2018: Defenseman

Adam Clendening is selected at the CCM/AHL Player of the Week ending April 2 with seven points (2g, 5a) in three games.

APRIL 10, 2018: The IceHogs clinch a berth in the 2018 Calder Cup Playoffs with a 5-3 win at Iowa, the sixth appearance in AHL team history.

APRIL 26-27, 2018: IceHogs defeat Chicago 4-3 in triple overtime of Game 3 to sweep the best-of-five first round series. Forward Victor Ejdsehl scored the game-winning goal to close the contest at 117:22, the longest in IceHogs history and ninth longest in AHL history.

MAY 11, 2018: IceHogs earned their seventh consecutive playoff win, setting a new team record, with a 6-3 win over Manitoba in Game 4 of the Central Division Finals, completing their second consecutive sweep and sending the team to the Western Conference Finals for the first time in team history. Victor Ejdsehl scored the IceHogs' first-ever AHL playoff penalty shot goal and goalie Collin Delia set the all-time IceHogs consecutive playoff wins mark with his seventh straight win.

MAY 28, 2018: After fighting off elimination in two consecutive games, the IceHogs fall to Texas, 2-1 in overtime of Game 6 of the Western Conference Finals, to close the 2017-18 season.

JUNE 26, 2018: IceHogs announce the contribution of over \$160,000 to charitable causes in the Rockford community during the 2017-18 season.

JUNE 28, 2018: IceHogs agree to terms with the first alumni of the Rockford youth hockey program, defenseman Josh McArdle (Roscoe, IL).

NOVEMBER 6, 2018: Head Coach Jeremy Colliton is named the Blackhawks' head

Team Info

Hockey Ops

2022-23 Recap

Records

Playoff Records

Team History

Alumni

Season Recaps

Opponents

25 YEARS OF ICEHOGS HOCKEY

Team Info	Team History
Team Info	<p>coach, the 38th in team history. At the time of his appointment, Colliton became the youngest coach in the NHL (33). Assistant Coach Derek King is named the Interim Head Coach for the IceHogs after serving as an assistant the previous two seasons.</p>
Hockey Ops	<p>NOVEMBER 23, 2018: The IceHogs celebrate their first-ever Hockey Fights Cancer Night featuring lavender jerseys and donated over \$21,000 benefiting Swedish American Foundation.</p> <p>DECEMBER 2, 2018: The IceHogs welcome the three millionth fan to BMO Harris Bank Center and celebrate a 3-2 win over San Antonio.</p> <p>DECEMBER 20, 2018: Defenseman Andrew Campbell is named team captain of the AHL's Western Conference All-Stars for the 2019 AHL All-Star Classic in Springfield, MA, the first player from Rockford to serve as captain.</p> <p>JANUARY 3, 2019: Campbell and goaltender Collin Delia are named to the Central Division All-Stars in the 2019 AHL All-Star Classic.</p> <p>JANUARY 4, 2019: Assistant Coach Sheldon Brookbank is promoted to assistant coach with the Blackhawks, reuniting him with Jeremy Colliton. Blackhawks Development Coach Anders Sorensen takes over as the IceHogs' new assistant coach.</p> <p>JANUARY 26, 2019: The IceHogs donate over \$37,000 during Autism Awareness Night benefiting the Autism Program of Easterseals.</p> <p>FEBRUARY 6, 2019: Roscoe, IL, native Josh McArdle scores his first AHL goal, the first IceHogs goal ever scored by an alumnus of the Rockford youth hockey program.</p>
2022-23 Recap	<p>MARCH 29, 2019: To honor their 20th anniversary, the IceHogs host Alumni Night featuring nine former players, including former captain and 2007 UHL champion Nathan Lutz.</p> <p>MARCH 31, 2019: IceHogs host Wizard Night to benefit the Greg Lindmark Foundation and raise over \$70,000.</p> <p>APRIL 3, 2019: Forward William Pelletier is named the team's IOA/American Specialty AHL Man of the Year for his contributions to the Rockford community, including his Brovember cappain to help fight prostate cancer.</p> <p>April 14, 2019: IceHogs host former head coach and 2007 UHL Champion Steve Martinson along with the Colonial Cup on Fan Appreciation Night. With the Allen Americans (ECHL) during the season, Martinson became one of only three coaches to ever earn 1,000 wins.</p> <p>APRIL 22, 2019: IceHogs sign two-time Stanley Cup champion Kris Versteeg to an AHL contract. Versteeg previously skated with the IceHogs during the 2007-08 season.</p> <p>APRIL 25, 2019: Derek King has the "interim" tag removed from his title and becomes the IceHogs' full-time Head Coach with the announcement of a two-year contract with the Blackhawks.</p> <p>MAY 2, 2019: Chicago Blackhawks announce a three-year extension with the Indy Fuel, the ECHL affiliate.</p> <p>MAY 13, 2019: IceHogs announce that over \$187,000 were raised during the 2018-19 season for the Rockford and Northern Illinois community.</p> <p>MAY 29, 2019: IceHogs goaltender Kevin Lankinen and alum Henri Jokiharju earned global headlines with 7-1-0 record, 1.50 GAA and .942 save percentage and impressed with a 1-0 shutout over Russia in the semifinals and made a tournament-high 43 saves vs. Canada in the Gold Medal game. Between Russia and Canada, Lankinen made 75 saves on 76 shots.</p> <p>JUNE 25, 2019: Blackhawks acquired defenseman Calvin de Haan and forward Aleksii Saarela from the Carolina Hurricanes in exchange for IceHogs alum/goaltender Anton Forsberg and defenseman Gustav Forsling.</p> <p>JULY 9, 2019: Five IceHogs skaters attend Blackhawks Development Camp including Brandon Hagel, Chad Kryz, Reese Johnson, Dylan McLaughlin and Philipp Kurashev.</p> <p>JULY 9, 2019: Blackhawks acquire forward Alex Nylander from the Buffalo Sabres in exchange for IceHogs alum/defenseman Henri Jokiharju.</p> <p>AUG. 12, 2019: IceHogs donate more than \$28,000 to Autism Program of Easterseals. The IceHogs generated the funds for their donation through their annual Autism Awareness Night on Jan. 26 vs. the Iowa Wild. For the contest, the Hogs auctioned off specialty jerseys and sold "Mystery Pucks," which featured autographs from both current Rockford IceHogs and Chicago Blackhawks players.</p> <p>SEPT. 16, 2019: IceHogs announce that 19 alumni from the 2018-19 IceHogs season will open training camp with the Chicago Blackhawks and 25 total alumni will on the ice for camp. Forwards Alexandre Fortin, Brandon Hagel, Matthew Highmore, Jacob Nilsson, Reese Johnson, Graham Knott, Philipp Kurashev, Dylan McLaughlin, Nathan Noel, Dylan Sikura and Tyler Sikura, defensemen Lucas Carlsson, Carl Dahlstrom, Dennis Gilbert, Chad Kryz and Joni Tuulola and goaltenders Collin Delia, Kevin Lankinen and Matt Tomkins skated with the IceHogs during 2018-19 season.</p> <p>SEPT. 26, 2019: IceHogs assigned Blackhawks' 2018 first-round pick (eighth overall) Adam Boqvist.</p> <p>SEPT. 27, 2019: Blackhawks recall 18 players from IceHogs to play at Boston in NHL preseason action. 12 of the 21 players on the Blackhawks' roster for the contest skated with the IceHogs during the 2018-19 season.</p> <p>OCT. 2, 2019: IceHogs name Kris Versteeg 2019-20 team captain, the 11th captain during the IceHogs' AHL affiliation and the first since Jake Dowell in 2016-17.</p> <p>OCT. 7, 2019: Former IceHogs goalie Michael Leighton announced his retirement after 18 pro seasons.</p> <p>OCT. 12, 2019: IceHogs assigned Blackhawks' 2019 third overall pick, Kirby Dach, for conditioning. Dach tied Cam Barker as the highest-drafted skater to appear with the team.</p> <p>OCT. 20, 2019: Forward Kirby Dach makes his NHL debut with the Blackhawks, becoming the 116th IceHog to reach the NHL.</p> <p>OCT. 30, 2019: Adam Boqvist, MacKenzie Entwistle and Reese Johnson each score their first professional goals in 6-2 win over San Antonio in Rockford.</p> <p>NOV. 2, 2019: Defenseman Adam Boqvist makes his NHL debut with the Blackhawks, becoming the 117th IceHog to reach the NHL.</p> <p>NOV. 2, 2019: IceHogs host first-ever Dia De Los Muertos Night vs. Iowa in Rockford.</p>
Records	<p>APRIL 3, 2019: Forward William Pelletier is named the team's IOA/American Specialty AHL Man of the Year for his contributions to the Rockford community, including his Brovember cappain to help fight prostate cancer.</p>
Playoff Records	<p>APRIL 22, 2019: IceHogs sign two-time Stanley Cup champion Kris Versteeg to an AHL contract. Versteeg previously skated with the IceHogs during the 2007-08 season.</p>
Alumni	<p>APRIL 25, 2019: Derek King has the "interim" tag removed from his title and becomes the IceHogs' full-time Head Coach with the announcement of a two-year contract with the Blackhawks.</p>
Season Recaps	<p>MAY 2, 2019: Chicago Blackhawks announce a three-year extension with the Indy Fuel, the ECHL affiliate.</p> <p>MAY 13, 2019: IceHogs announce that over \$187,000 were raised during the 2018-19 season for the Rockford and Northern Illinois community.</p>
Opponents	<p>MAY 29, 2019: IceHogs goaltender Kevin Lankinen and alum Henri Jokiharju earned global headlines with 7-1-0 record, 1.50 GAA and .942 save percentage and impressed with a 1-0 shutout over Russia in the semifinals and made a tournament-high 43 saves vs. Canada in the Gold Medal game. Between Russia and Canada, Lankinen made 75 saves on 76 shots.</p> <p>JUNE 25, 2019: Blackhawks acquired defenseman Calvin de Haan and forward Aleksii Saarela from the Carolina Hurricanes in exchange for IceHogs alum/goaltender Anton Forsberg and defenseman Gustav Forsling.</p> <p>JULY 9, 2019: Five IceHogs skaters attend Blackhawks Development Camp including Brandon Hagel, Chad Kryz, Reese Johnson, Dylan McLaughlin and Philipp Kurashev.</p> <p>JULY 9, 2019: Blackhawks acquire forward Alex Nylander from the Buffalo Sabres in exchange for IceHogs alum/defenseman Henri Jokiharju.</p> <p>AUG. 12, 2019: IceHogs donate more than \$28,000 to Autism Program of Easterseals. The IceHogs generated the funds for their donation through their annual Autism Awareness Night on Jan. 26 vs. the Iowa Wild. For the contest, the Hogs auctioned off specialty jerseys and sold "Mystery Pucks," which featured autographs from both current Rockford IceHogs and Chicago Blackhawks players.</p> <p>SEPT. 16, 2019: IceHogs announce that 19 alumni from the 2018-19 IceHogs season will open training camp with the Chicago Blackhawks and 25 total alumni will on the ice for camp. Forwards Alexandre Fortin, Brandon Hagel, Matthew Highmore, Jacob Nilsson, Reese Johnson, Graham Knott, Philipp Kurashev, Dylan McLaughlin, Nathan Noel, Dylan Sikura and Tyler Sikura, defensemen Lucas Carlsson, Carl Dahlstrom, Dennis Gilbert, Chad Kryz and Joni Tuulola and goaltenders Collin Delia, Kevin Lankinen and Matt Tomkins skated with the IceHogs during 2018-19 season.</p> <p>SEPT. 26, 2019: IceHogs assigned Blackhawks' 2018 first-round pick (eighth overall) Adam Boqvist.</p> <p>SEPT. 27, 2019: Blackhawks recall 18 players from IceHogs to play at Boston in NHL preseason action. 12 of the 21 players on the Blackhawks' roster for the contest skated with the IceHogs during the 2018-19 season.</p> <p>OCT. 2, 2019: IceHogs name Kris Versteeg 2019-20 team captain, the 11th captain during the IceHogs' AHL affiliation and the first since Jake Dowell in 2016-17.</p> <p>OCT. 7, 2019: Former IceHogs goalie Michael Leighton announced his retirement after 18 pro seasons.</p> <p>OCT. 12, 2019: IceHogs assigned Blackhawks' 2019 third overall pick, Kirby Dach, for conditioning. Dach tied Cam Barker as the highest-drafted skater to appear with the team.</p> <p>OCT. 20, 2019: Forward Kirby Dach makes his NHL debut with the Blackhawks, becoming the 116th IceHog to reach the NHL.</p> <p>OCT. 30, 2019: Adam Boqvist, MacKenzie Entwistle and Reese Johnson each score their first professional goals in 6-2 win over San Antonio in Rockford.</p> <p>NOV. 2, 2019: Defenseman Adam Boqvist makes his NHL debut with the Blackhawks, becoming the 117th IceHog to reach the NHL.</p> <p>NOV. 2, 2019: IceHogs host first-ever Dia De Los Muertos Night vs. Iowa in Rockford.</p>

25 YEARS OF ICEHOGS HOCKEY

NOV. 3, 2019: Down 4-2 heading into the third period against the Chicago Wolves, forward Dylan Sikura leads the IceHogs' comeback with a third-period hat trick, part of a five-goal frame, in a 7-4 victory in Rockford. For Sikura, the accomplishment was his first pro hat trick. Forward Brandon Hagel would also score his first professional goal.

NOV. 6, 2019: IceHogs snap the Toronto Marlies' season-opening 10-game point streak in a 3-1 victory during the team's annual School Day matinee contest in Rockford. Forward Philipp Kurashev nets his first pro goal in the first meeting between the IceHogs and Marlies since the 2014-15 season.

NOV. 17, 2019: IceHogs and team captain Kris Versteeg mutually agree on release from AHL contract. Versteeg skated in six games with the club. He would head overseas to Slovakia to join his brother and help Team Canada capture the gold medal at the Spengler Cup before announcing his retirement.

NOV. 29, 2019: Just before puck drop on Hockey Fights Cancer Night, the IceHogs announce that forward Tyler Sikura has been named the team captain, replacing the departed Kris Versteeg. Sikura becomes the 12th captain during the IceHogs' AHL affiliation.

NOV. 29, 2019: IceHogs defeat the Chicago Wolves, 4-2, on Hockey Fights Cancer Night, to set a franchise record with its fifth consecutive win over the Wolves. The streak surpasses the previous record of four straight wins from Nov. 20 - Dec. 27, 2009. The IceHogs' longest win streak against any opponent is nine games against Milwaukee from Jan. 22, 2011 - March 13, 2012.

DEC. 3, 2019: IceHogs announce that General Manager Mark Bernard will match fans' donations during the annual Bernie's Bears stuffed animal drive.

DEC. 10, 2019: Goaltender Kevin Lankinen sets a new IceHogs AHL save record with 55 stops in a 2-1 overtime win over Milwaukee. Overall, Lankinen set new team AHL records for most saves (55), most saves in a victory (55), and most shots faced (56).

DEC. 12, 2019: IceHogs announce that they have raised a total of \$26, 874 in funds from their Hockey Fights Cancer initiatives throughout the month of November. Proceeds supported the Swedish American Foundation, Brovember, Inc. and Love Your Melon.

DEC. 17, 2019: IceHogs earn a hard-fought 3-2 shootout win over Laval Rocket in their first-ever meeting at Place Bell in Laval, Quebec. After trailing 2-0 after one period, the IceHogs rally with goals in the second and third period before forcing overtime and the shootout.

DEC. 24, 2019: IceHogs loan goaltender Matt Tomkins to Team Canada for the upcoming Spengler Cup.

DEC. 31, 2019: Goaltender Matt Tomkins and IceHogs alum Kris Versteeg and Chris DiDomenico lead Team Canada to gold at the Spengler Cup.

JAN. 3, 2020: Goaltender Kevin Lankinen is named to the AHL All-Star Classic in Ontario, California Jan. 26-27. He is the second IceHogs goaltender to attend the event after Michael Leighton represented the club during the 2015-16 season.

JAN. 16, 2020: Goaltender Kevin Lankinen wins the Finnish Role Model of the Year Award (nominated on

Dec. 1) for his efforts to promote literacy to the youth of Finland.

JAN. 28, 2020: Goaltender Kevin Lankinen and the Central Division reach the AHL All-Star Challenge Final before falling to the Atlantic Division, 3-1.

FEB. 6, 2020: IceHogs add veteran AHL forward Garrett Mitchell on a pro tryout contract.

FEB. 7, 2020: IceHogs honor their NHL affiliation with Blackhawks Night featuring Winter Classic-inspired jerseys and appearances by IceHogs/ Blackhawks alum Brandon Bollig, Jim Cornelison, Tommy Hawk and the Blackhawks Ice Crew. In thrilling fashion, the IceHogs earn an overtime win over San Antonio, 3-2.

FEB. 15, 2020: Goaltender Collin Delia makes 27 saves in a spectacular 4-1 win over the Cleveland Monsters on his "Billionaire Strut" bobblehead night.

FEB. 18, 2020: IceHogs unveil Wagon Wheel Cardinals tribute jersey for 21st Annual Jersey Auction game scheduled for March 21. The Cardinals were one of the earliest semi-pro hockey teams in the Stateline from 1958-62.

FEB. 22, 2020: Goaltender Matt Tomkins and Admirals netminder Troy Grosenick drop the gloves in a physical affair in Milwaukee. The IceHogs fall, 7-2.

FEB. 24, 2020: Blackhawks trade forward Nathan Noel to the Philadelphia Flyers for defenseman T.J. Brennan. Brennan returns to the IceHogs after spending time with the organization during the 2014-15 season.

MARCH 5, 2020: IceHogs announce that goaltender Kevin Lankinen will need 4-5 months of recovery after suc-

cessful shoulder surgery.

MARCH 8, 2020: Unaware of the future due to the uncertainty with COVID-19, the IceHogs skate in final of game of the 2019-20 season, a 3-2 overtime loss at Chicago.

MARCH 11, 2020: Defenseman Nicolas Beaudin and forward Brandon Hagel make their NHL debuts with the Blackhawks, becoming the 121 and 122 IceHogs to reach the NHL.

MARCH 12, 2020: American Hockey League suspends the 2019-20 season due to the COVID-19 pandemic.

MARCH 16, 2020: American Hockey League announces the season suspension will not be lifted before May.

APRIL 3, 2020: IceHogs launch new Hometown Heroes program to celebrate essential workers, first responders and medical personnel during the COVID-19 pandemic.

APRIL 6, 2020: Goaltender Collin Delia is named the IceHogs' 2019-20 IOA/ American Specialty AHL Man of the Year for his contributions to the Rockford community.

APRIL 14, 2020: Former IceHogs captain Kris Versteeg officially announces his retirement.

MAY 1, 2020: With thousands tuned in on Facebook and YouTube, the IceHogs re-broadcast their historical Game 7 of the 2007 UHL Colonial Cup Finals and featured a pregame interview with the second winningest coach in North America and former IceHogs coach, Steve Martinson.

MAY 5, 2020: Led by team captain Tyler Sikura, IceHogs players join the fight vs. COVID-19 with GoFundMe fundraiser for Stateline healthcare workers. Over

Team Info

Hockey Ops

2022-23 Recap

Records

Playoff Records

Team History

Alumni

Season Recaps

Opponents

25 YEARS OF ICEHOGS HOCKEY

Blackhawks.

APR. 7, 2021: The Chicago Blackhawks, the City of Rockford, the Rockford Area Venues and Entertainment Authority (RAVE) and the Illinois Department of Commerce and Economic Opportunity (DCEO) announced a \$23 million multi-year capital project to revitalize the BMO Harris Bank Center and laid the groundwork for the acquisition of the IceHogs by the Blackhawks. The investment secures the IceHogs' long-term presence in the Stataline community through 2036.

APR. 7, 2021: Forward Brandon Pirri moves past Mark McNeill for second all-time in IceHogs goal scoring with a hat trick performance in a 4-3 win vs. Chicago at BMO Harris Bank Center.

APR. 15, 2021: After beginning the season with the Blackhawks and spending some time with the IceHogs, defenseman Ian Mitchell returns to the NHL and the Blackhawks, becoming the 129th IceHogs alumni to reach/ return to the NHL and the 98th to go from Rockford to the Blackhawks.

APR. 26, 2021: Former IceHogs forward and two-time Stanley Cup Champion Andrew Shaw ends playing career after 10 seasons.

APR. 29, 2021: The AHL announces plans for the 2021 playoffs and the start of the 2021-22 season. The Pacific Division is the only division to participate in a postseason tournament and the AHL's 86th season, with 31 clubs expected to be active, will begin on Oct. 15, 2021 and conclude Apr. 24, 2022.

MAY 1, 2021: For the first time since the COVID-19 pandemic forced the end of the 2019-20 season (422 days), the IceHogs welcome back limited fans inside BMO Harris Bank Center with

2021 Season Ticket Holders and roll to a 3-2 victory over Grand Rapids.

MAY 15, 2021: IceHogs close 32-game 2021 season with 3-1 loss at Chicago. The IceHogs went 12-19-1-0 in the truncated season.

May 17-22, 2021: IceHogs announced 2021 Team Awards featuring Leading Scorer (22 points) and Most Improved Player Dylan McLaughlin, Heavy Hitter Dmitri Osipov (lead IceHogs with 46 hits), Unsung Hero D.J. Busdeker, and Rookie of the Year Isaak Phillips. Defenseman Cody Franson earned his second IceHogs Defenseman Award (2017-18) and earned the team's Most Valuable Player award.

JUN. 7, 2021: AHL Board of Governors announce schedule unification play that will see all AHL teams play 72 games starting with the 2022-23 season. For 2021-22, teams in the Atlantic, North and Central Divisions have the option of playing either 76 or 72 games with the IceHogs selecting 72 games.

JULY 1, 2021 : The AHL Board of Governors officially approves the transfer of ownership of the Rockford IceHogs AHL franchise to the Chicago Blackhawks and the Wirtz Corporation.

JULY 7, 2021: Former IceHogs defenseman Jan Rutta becomes first alum to earn back-to-back Stanley Cup championships as he wins his second-straight title with Tampa Bay.

JULY 23, 2021: The AHL and the Rockford IceHogs announce their 72-game 2021-22 regular season schedule.

AUG. 4, 2021: The Chicago Blackhawks and the IceHogs announce Ryan Snider as the President of Business Operations for the IceHogs.

AUG. 5, 2021: AHL announces that 23 teams will qualify for the 2022 Calder Cup Playoffs, a new format that will allow all but the bottom two teams in each division to compete for the Calder Cup.

OCT. 19, 2021: IceHogs forward Mike Hardman becomes the 100th alum to go from the IceHogs to the Chicago Blackhawks and the 132nd to reach the NHL.

NOV. 6, 2021: Head Coach Derek King becomes the Interim Head Coach of the Chicago Blackhawks, stepping in for former IceHogs bench boss Jeremy Colliton. IceHogs Associate Head Coach Anders Sorensen is promoted to Interim Head Coach.

NOV. 7, 2021: Top Chicago Blackhawks prospect Lukas Reichel nets a hat trick in a 4-3 win over Manitoba.

NOV. 16, 2021: Former IceHogs Captain Jared Nightingale returns and is named Assistant Coach.

DEC. 11, 2021: Celebrating their annual Teddy Bear Toss, the IceHogs collected a record 4,754 stuffed animals in a 2-1 victory over Henderson. Since the team's inception, the club has donated over 50,000 stuffed animals for local charities and organizations during the Holiday season.

DEC. 17, 2021: Goaltender Collin Delia scores the team's first-ever AHL goal in a 3-1 victory at Texas.

JAN. 1, 2022: Due to league-wide postponements due to COVID-19 protocols, the AHL announces that the 2021-22 season has been extended by six days.

JAN. 1, 2022: Goaltender Arvid Soderblom makes his NHL debut with the Blackhawks and becomes the 104th

IceHogs alumni to skate with the NHL club.

JAN 9, 2022: Eyeing a spot on the Canadian Olympic Team and two days after signing a PTO, IceHogs all-time leading scorer Brandon Pirri records his fifth AHL hat trick in a 6-2 win at Milwaukee.

JAN. 10, 2022: Forward Lukas Reichel is named the AHL Player of the Week after scoring three goals and three assists for six points in two games.

JAN. 14, 2022: Forward Lukas Reichel makes his NHL debut with the Blackhawks, becoming the 106th IceHogs alumni to join the NHL club.

FEB. 8, 2022: The IceHogs and Hard Rock Casino Rockford unveil a multi-year partnership and VIP suite, "The Stage." The newly renovated premium suite features all new, 56-seat center ice club, private buffet, bar, restrooms and hospitality space.

MAR. 26, 2022: In his first AHL start and just second AHL appearance over his five-year career, goaltender Mitch Gillam, playing under an emergency basis, highlights an exciting night at the BMO with a 38-save shutout in a 4-0 win over Manitoba.

APR. 23, 2022: For the seventh time in team history, the IceHogs clinched a postseason berth with a 5-3 win over Manitoba at the BMO.

APR. 25, 2022: With a pair of assists against the Iowa Wild, forward Lukas Reichel became the greatest rookie scorer in IceHogs history, netting his 52nd and 53rd points of the season and passing Vinnie Hinostroza's 51-point feat during the 2015-16 season.

APR. 30, 2022: Ahead of their regular-season finale, the IceHogs unveil their 2021-22 team awards featuring Most

Team Info

Hockey Ops

2022-23 Recap

Records

Playoff Records

Team History

Alumni

Season Recaps

Opponents

25 YEARS OF ICEHOGS HOCKEY

Team Info	Team Info
Valuable Players Dylan McLaughlin and Arvid Soderblom, Rookie of the Year and Leading Scorer Lukas Reichel, Defenseman of the Year Ian Mitchell, Unsung Hero Josiah Slavin, Heavy Hitter Award Garrett Mitchell, Most Improved Player Michal Tepy and Man of the Year Russ Holden.	JULY 12, 2022: The Chicago Blackhawks announce that Anders Sorensen has been hired as the Head Coach of the IceHogs after being named Interim Head Coach on Nov. 6, 2021. Sorensen led Rockford to a 35-26-4-1 record and helped the IceHogs qualify for the Calder Cup Playoffs for the seventh time in team history and first time since 2018.
Hockey Ops	Hockey Ops
APR. 30, 2022: Goaltender Cale Morris sets a new rookie record with 51 saves in a 3-2 setback to the Chicago Wolves to close the regular season.	OCT. 22, 2022: The IceHogs open their 24th season of professional hockey in Rockford with a new video system in the BMO Center, including a new videoboard, LED ribbon board and lighting system.
2022-23 Recap	2022-23 Recap
MAY 6, 2022: With an early goal in overtime, the IceHogs sweep the Texas Stars in the first round, best-of-three series with a 1-0 victory. Forward Dylan McLaughlin scored the lone goal 56 seconds into overtime and goalie Arvid Soderblom made 36 saves in the team's first ever postseason shutout.	DEC. 30, 2022: The IceHogs sign six-year-old Samuel Escutia to a one-day contract. Samuel spent most of his early life in hospitals battling multiple maladies, but spent the day with the IceHogs players and staff.
Records	Records
MAY 15, 2022: The IceHogs' postseason run comes to a close, falling to Chicago Wolves, 3-0, in the best-of-five Central Division Semifinals.	JAN. 11, 2023: Lukas Reichel, Brett Seney, and David Gust are all selected to represent Rockford at the 2023 AHL All-Star Classic in Laval, Quebec. It marked only the second time in the IceHogs AHL era that three players were selected to the event.
Playoff Records	Playoff Records
JUNE 7, 2022: IceHogs announce that the club contributed more than \$110,000 during the 2021-22 season to charitable causes.	FEB. 11, 2023: Milwaukee outduels Rockford in a 15-
Team History	Team History
	round shootout-the longest in IceHogs history. Rockford's Arvid Soderblom stopped 12 of 15 attempts while Milwaukee's Yaroslav Askarov stopped 13 of 15 and claimed a 4-3 victory over the hogs.
Alumni	Alumni
	FEB. 25, 2023: Orland Park, Illinois native David Gust makes his NHL debut with the Blackhawks and scores on his first professional shift on the road against the San Jose Sharks. Six days later, the Blackhawks sign him to an NHL contract.
Season Recaps	Season Recaps
	FEB. 28, 2023: Rockford trades Adam Clendening to Hartford and receives Andy Welinski in a follow-up move. Clendening exits the IceHogs organization as the club's leader in goals, assists, and points by a defenseman.
Opponents	Opponents
	MAR. 1, 2023: Dylan Sikura scores his last IceHogs goal in his last IceHogs game in his home province of Ontario against the Toronto Marlies. Rockford lost the game 5-3, and Sikura would be traded by Chicago to Anaheim the next day.
	MAR. 22, 2023: Goaltender Arvid Soderblom stops all three Manitoba attempts in a 4-3 shootout win in Winnipeg. The game was the 24th Rockford contest that had reached overtime, more than
	any team during the season.
	APR. 22, 2023: After Rocco Grimaldi scored the overtime winner in Game 1, Buddy Robinson provided the series-clinching goal in overtime of Game 2 for the IceHogs to advance past the Iowa Wild in the first round of the playoffs. It marked the second straight season that Rockford swept their first-round opponent.
	MAY 3, 2023: The Texas Stars sweep the IceHogs in three games, and Rockford's season comes to a close following a 4-2 Game 3 decision in Cedar Park.
	JULY 10, 2023: The IceHogs Community Fund and Chicago Blackhawks Foundation team up to award \$127,000 in grants to support Rockford area organizations.
	JULY 21, 2023: IceHogs President & GM Mark Bernard is honored with the Thomas Ebright Award at the AHL's 2023 Awards Gala in recognition for career contributions to the AHL.
	JULY 25, 2023: Chairman of the Chicago Blackhawks Rocky Wirtz passes away at the age of 70.

Team AHL Firsts

Regular Season		
First Game:	10/6/07	@ Quad City 1-5 L
First Home Game:	11/2/07	vs. San Antonio SOL 2-3
First Road Game:	10/6/07	@ Quad City 1-5 L
First Win:	10/13/07	@ Iowa, 7-2 W
First Home Win:	11/3/07	vs. Manitoba, 2-1 W
First Road Win:	10/13/07	@ Iowa, 6-5 W
First Loss:	10/6/07	@ Quad City, 1-5 L
First Home Loss:	11/2/07	vs. San Antonio, 2-3 SOL
First Road Loss:	10/6/07	@ Quad City, 1-5 L
First Shootout Win:	11/9/07	vs. Grand Rapids, 6-5 W
First Shootout Loss:	11/2/07	vs. San Antonio, 2-3 SOL
First Shutout:	11/28/07	vs. Houston, 3-0 W
First Goal:	10/6/07	Goal: David Bolland; Assists: Cam Barker and Troy Brouwer, 8:59, 3rd per., @ QC, 1-5 L
First Shootout Goal:	11/2/07	Kris Versteeg vs. David Aebischer, San Antonio, 2-3 SOL
First Penalty:	10/6/07	Prestin Ryan, cross-checking, 3:30, 1st per. @ QC, 1-5 L
First Fighting Major:	10/6/07	Prestin Ryan vs. Brandon Prust @ QC, 9:57, 2nd per.
First Hat Trick:	3/9/08	Jack Skille vs. Iowa
First Shutout For:	11/28/07	Corey Crawford, 20 saves, vs. HOU, 3-0 W
First Shutout Against:	1/5/08	Tyler Weiman, 33 saves, @ RFD, 0-2 L
Youngest Player:	17 yrs, 338 days	Akim Aliu, 4/5/08 vs. San Antonio

Team AHL Playoffs Firsts

Playoffs		
First Game:	4/18/08	vs. Houston, 3-1 W
First Home Game:	4/18/08	vs. Houston, 3-1 W
First Road Game:	4/22/08	@ Houston, 2-1 W
First Victory:	4/18/08	vs. Houston, 3-1 W
First Home Victory:	4/18/08	vs. Houston, 3-1 W
First Road Victory:	4/22/08	@ Houston, 2-1 W
First Loss:	4/19/08	vs. Houston, 0-1 2OTL
First Home Loss:	4/19/08	vs. Houston, 0-1 2OTL
First Road Loss:	5/1/08	@ Chicago, 1-4 L
First Overtime Game:	4/19/08	vs. Houston, 0-1 L) 2OT, 2:19
First Overtime Win:	4/29/15	vs. Texas, 3-2 W
First Overtime Loss:	4/19/08	vs. Houston, 0-1 2OTL
First Goal:	4/18/08	Gavin Morgan, 1:56, 2nd per., against Nolan Schaefer, Houston vs. Texas, 1-0 OTW
First Shutout:	5/6/22	vs. Texas, 1-0 OTW
First Shutout Against:	4/19/08	vs. Houston, 0-1 2OTL
First Playoff Series Win:	4/25/08	vs. Houston, 4 games to 1
First Championship:		No Championships

Team UHL Firsts

First Game:	10/15/99	vs. Knoxville, 6-2 W
First Home Game:	10/15/99	vs. Knoxville, 6-2 W
First Road Game:	10/16/99	at Quad City, 6-5 W
First Win:	10/15/99	vs. Knoxville, 6-2 W
First Home Win:	10/15/99	vs. Knoxville, 6-2 W
First Road Win:	10/27/99	@ Quad City, 6-5 SOW
First Loss:	10/16/99	@ Quad City, 3-4 L
First Home Loss:	10/17/99	vs. Knoxville, 1-3 L
First Road Loss:	10/16/99	@ Quad City, 3-4 L
First Shootout Win:	10/27/99	@ Quad City, 6-5 SOW
First Shootout Loss:	10/22/99	@ Adirondack, 3-4 SOL
First Shutout:	10/20/99	vs. Madison, 3-0 W
First Goal:	10/15/99	Goal: Brant Blackned; 4:26, 1st per., Assists: Jason Firth, Mike Figliomeni, vs. Konstantin Simchuk, Knoxville Curtis Tipler
First Shootout Goal:	10/22/99	vs. Frederick Beaubien, Adirondack
First Penalty:	10/15/99	Alexander Makombo, interference, 5:55, 1st per.
First Fighting Major:	10/15/99	Adam Lewis vs. Bradley Denis, 19:22, 1st per.
First Hat Trick:	10/15/99	Brant Blackned, vs. Knoxville
First Shutout For:	10/20/99	J.F. Rivard, 32 saves, vs. MAD, 3-0 W
First Shutout Against:	12/2/99	Brian Regan, 20 saves, @ MO, 0-3 L
Youngest Player:	19 Years, 21 Days	Joe Pace, 2/27/04 @ Flint

Team UHL Playoffs Firsts

First Game:	4/7/00	vs. Madison, 5-2 W
First Home Game:	4/7/00	vs. Madison, 5-2 W
First Road Game:	4/8/00	vs. Madison, 3-6 L
First Victory:	4/7/00	vs. Madison, 5-2 W
First Home Victory:	4/7/00	vs. Madison, 5-2 W
First Road Victory:	4/15/05	@ Kalamazoo, 3-0 W
First Loss:	4/8/00	vs. Madison, 3-6 L
First Home Loss:	4/6/03	vs. Quad City, 2-3 2OTL
First Road Loss:	4/8/00	vs. Madison, 3-6 L
First Overtime Game:	4/6/03	vs. Quad City, 2-3 2OTL 245:05
First Overtime Win:	4/23/05	vs. Kalamazoo, 4-3 OTW
First Overtime Loss:	4/6/03	vs. Quad City, 2-3 2OTL
First Goal:	4/7/00	Brant Blackned, 5:21, 1st per., against David Fletcher
First Shutout:	4/15/05	Michel Robinson @ KZO, 3-0 W
First Shutout Against:	4/3/03	@ Quad City, 0-4 L
First Playoff Series Win:	4/23/05	vs. Kalamazoo, 4 games to 2
First Championship:	5/24/07	vs. Kalamazoo 4 games to 3

Team Firsts-Championship Finals All-Time

First Finals Game:	5/11/07	vs. Kalamazoo, W 3-2 OT
First Finals Home Game:	5/11/07	Game 1 vs. Kalamazoo, W 3-2 OT
First Finals Road Game:	5/16/07	Game 1 at Kalamazoo, L 0-3
First Finals Win:	5/11/07	Game 1 vs. Kalamazoo, W 3-2 OT
First Finals Home Win:	5/11/07	Game 1 vs. Kalamazoo, W 3-2 OT
First Finals Road Win:		
First Finals Loss:	5/16/07	Game 3 at Kalamazoo, L 0-3
First Finals Home Loss:		
First Finals Road Loss:	5/16/07	Game 3 at Kalamazoo, L 0-3
First Finals Overtime Win:	5/11/07	Game 1 vs. Kalamazoo, W 3-2 OT
First Finals Overtime Loss:		
First Finals Shutout:		
First Finals Shutout/Against:	5/16/07	Game 3 at Kalamazoo, L 0-3, Ryan Nie
First Finals Goal:	5/16/07	G: Bruce Watson; A: Corey Hessler and Bryce Cockburn, 2:13, 1st per., Ryan Nie, vs. KZO, Game 1
First Finals Power-Play Goal:	5/16/07	G: Matt Gens; A: Jason Notermann and Nathan Lutz, 4:44, 1st OT vs. Ryan Nie, vs. KZO, Game 1
First Finals Short-Handed Goal:	5/19/07	G: Chaz Johnson; A: Bruce Watson, 19:19, 3rd per. at Kalamazoo vs. Ryan Nie, L 5-6
First Finals Overtime Goal:	5/16/07	G: Matt Gens; A: Jason Notermann and Nathan Lutz, PP, 4:44, 1st OT, Ryan Nie, vs. KZO, Game 1 First
Finals Penalty:	5/16/07	Matt Gens, cross-checking, 19:26, 2nd per. vs. Kalamazoo, Game 1
First Finals Fighting Major:	5/19/07	Kaleb Betts vs. Nick Bootland, Preston Mizzi vs. Nick Bootland and Jason Notermann vs. Tyler Willis, 18:55 3rd per., at Kalamazoo, Game 4
First Finals Hat Trick:		
First Finals Shutout For:		
First Finals Shutout Against:	5/16/07	Ryan Nie, 19 saves, Game 3 at Kalamazoo, L 0-3
First Finals Series Win:	5/24/07	Game 7 vs. Kalamazoo, W 3-1
First Finals Series Loss:		No Finals' Series Lost

ICEHOGS TEAM AWARDS

Team Info	Hockey Ops	2022-23 Recap	Records	Playoff Records	Team History	Alumni	Season Recaps	Opponents
Most Valuable Player 99-00 J.F. Rivard/Mike Figliomeni 00-01 J.F. Rivard/Nick Checco 01-02 Jeff DaCosta 02-03 Alex Alexeev/Matt Loen 03-04 Dave Paradise/Ronnie Vogel 04-05 J.F. Dufour/J.C. Ruid 05-06 Greg Barber/Preston Mizzi 06-07 Frederic Cloutier/Preston Mizzi 07-08 Martin St. Pierre 08-09 Tim Brent 09-10 Mark Cullen 10-11 Jeff Taffe 11-12 Carter Hutton 12-13 Brandon Pirri/Martin St. Pierre 13-14 Jeremy Morin 14-15 Michael Leighton 15-16 Michael Leighton 16-17 Brandon Mashinter 17-18 Tyler Sikura 18-19 Jacob Nilsson 19-20 Brandon Hagel 20-21 Cody Franson 21-22 Dylan McLaughlin/Arvid Soderblom 22-23 Luke Philp	Rookie of the Year 99-00 Evgeny Krivomaz 00-01 Chris Fattey 01-02 T.J. Guidarelli 02-03 Steve Cygan 03-04 Maris Ziedins 04-05 Steve Pelletier 05-06 Yannick Tifu 06-07 Kaleb Betts 07-08 Jack Skille 08-09 Pete MacArthur 09-10 Brian Connelly 10-11 Ben Smith 11-12 Joe Lavin 12-13 Adam Clendening 13-14 Garret Ross 14-15 Ville Pokka 15-16 Vince Hinostroza 16-17 Luke Johnson 17-18 Matthew Highmore 18-19 Dylan Sikura 19-20 Brandon Hagel 20-21 Isaak Phillips 21-22 Lukas Reichel 22-23 Cole Guttman	17-18 Andreas Martinson 18-19 Andreas Martinson 19-20 Dennis Gilbert 20-21 Dmitri Osipov 21-22 Garrett Mitchell 22-23 Mike Hardman	Leading Scorer 99-00 Jason Firth 00-01 Mike Figliomeni 01-02 Jeff Antonovich 02-03 Matt Loen 03-04 Dave Paradise 04-05 J.F. Dufour 05-06 Jason Notermann 06-07 Preston Mizzi 07-08 Martin St. Pierre 08-09 Tim Brent 09-10 Mark Cullen 10-11 Jeff Taffe 11-12 Brandon Pirri 12-13 Brandon Pirri 13-14 Adam Clendening 14-15 Spencer Abbott 15-16 Vince Hinostroza 16-17 Kyle Baun 17-18 Anthony Louis 18-19 <i>Not Awarded</i> 19-20 Tyler Sikura 20-21 Dylan McLaughlin 21-22 Lukas Reichel 22-23 David Gust	Unsung Hero 99-00 Norm Paquet 00-01 Steve Dumonski 01-02 Oak Hewer 02-03 Kenzie Homer 03-04 B.J. Adams 04-05 Olivier Proulx 05-06 Matt Gens 06-07 Luke Fritshaw 07-08 Colin Fraser 08-09 Rob Klinkhammer 09-10 Bracken Kearns 10-11 Kyle Hagel 11-12 Peter LeBlanc 12-13 Ben Smith 13-14 Wade Brookbank 14-15 Peter Regin 15-16 Jake Dowell 16-17 Martin Lundberg 17-18 William Pelletier 18-19 William Pelletier & Tyler Sikura 19-20 Matt Tomkins 20-21 D.J. Busdeker 21-22 Josiah Slavin 22-23 Arvid Soderblom	Man Of The Year 07-08 Gavin Morgan 08-09 Sean McMorrow 09-10 Bracken Kearns 10-11 Kyle Hagel 11-12 Ben Smith 12-13 Jimmy Hayes 13-14 Pat Mullane 14-15 Zach Miskovic 15-16 Michael Leighton 16-17 P.C. Labrie 17-18 Collin Delia 18-19 William Pelletier 19-20 Collin Delia 20-21 D.J. Jones/John Walter 21-22 Russ Holden 22-23 Garrett Mitchell	Best Defenseman 99-00 Derek Landmesser 00-01 Jeff DaCosta 01-02 Jeff DaCosta 02-03 Jeremy Rebek 03-04 Nathan Lutz 04-05 Nathan Lutz 05-06 Corey Hessler 06-07 Nathan Lutz 07-08 <i>Not Awarded</i> 08-09 Tim Hambly 09-10 Richard Petiot 10-11 Brian Connelly 11-12 Ryan Stanton 12-13 Ryan Stanton 13-14 Adam Clendening/Klas Dahlbeck 14-15 Kyle Cumiskey 15-16 Ville Pokka 16-17 Erik Gustafsson 17-18 Cody Franson 18-19 Lucas Carlsson 19-20 Lucas Carlsson	Most Improved 99-00 Carlos Soke 00-01 Evgeny Krivomaz 01-02 Jeremy Vokes 02-03 Brad Olsen 03-04 Kelly Miller 04-05 Miguel Lafleche 05-06 Chaz Johnson 06-07 Kevin Ulanski 07-08 Bryan Bickell 08-09 Evan Brophrey 09-10 David Phillips 10-11 Ryan Stanton 11-12 Ben Youds 12-13 Klas Dahlbeck 13-14 Terry Broadhurst 14-15 Phillip Danault 15-16 Kirill Gotovets 16-17 Kyle Baun 17-18 Collin Delia 18-19 Dennis Gilbert 19-20 MacKenzie Entwistle 20-21 Dylan McLaughlin 21-22 Michal Teply 22-23 Louis Crevier	Heavy Hitter 00-01 Dan Davies 01-02 Dan Davies 02-03 Dan Davies 03-04 Jeff Ewasko 04-05 Eric Labelle 05-06 Bruce Watson 06-07 Chaz Johnson 07-08 <i>Not Awarded</i> 08-09 Bryan Bickell 09-10 Danny Bois 10-11 Garnet Exelby 11-12 Phillip Paradis 12-13 <i>Not Awarded</i> 13-14 Brandon Mashinter 14-15 Cody Bass 15-16 Mike Liambas 16-17 Chris DeSousa

ICEHOGS LEAGUE AWARDS

UHL's Best Goaltender
04-05 Michel Robinson, Rockford

UHL's Rookie of the Year
02-03 Steve Cygan, Rockford

UHL's Playoff MVP
2007 Kevin Ulanski, Rockford

UHL's Member Club of the Year
04-05 Rockford IceHogs
05-06 Rockford IceHogs

UHL All-Star-First Team: 2004-05
Michel Robinson, Rockford-G
Nathan Lutz, Rockford-D

UHL All-Star-Second Team: 2006-07
Frederic Cloutier, Rockford-G
Preston Mizzi, Rockford-F

UHL's All RookieTeam: 2002-03
Steve Cygan, Rockford-C

UHL's All Rookie Team: 2004-05
Steve Pelletier, Rockford-D

UHL's All Rookie Team: 2005-06
Matt Gens, Rockford-D

UHL's All Rookie Team: 2006-07
Luke Fritshaw, Rockford-D

AHL All-Star-Second Team: 2007-08
Martin St. Pierre, Rockford-C

AHL All-Star-Second Team: 2012-13
Adam Clendening, Rockford-D

AHL All-Star-First Team: 2013-14
Adam Clendening, Rockford-D

AHL All-Rookie Team: 2014-15
Ville Pokka, Rockford-D

AHL Central Division All-Star Team: 2020-21
Cody Franson, Rockford-D

AHL Top Prospects Team: 2022-23
Lukas Reichel, Rockford-C

ICEHOGS PLAYER OF THE MONTH AWARDS

AHL's Goalie of the Month
January-2015

Michael Leighton 8-0-2, 1.22, .954

AHL's Player of the Month
January-2015

Michael Leighton 4-0-2, 1.05, .969

AHL's Player of the Month
February-2014

Jeremy Morin 9g-9a-18pts

AHL's Player of the Month
November-2007

Martin St. Pierre 7g-14a-21pts

UHL's Goalie of the Month
February-2007

Frederic Cloutier 11-0-1, 1.83 .930

UHL's Goalie of the Month
February-2006

Michel Robinson 6-2-0, 1.57 .937

UHL's Goalie of the Month
January-2006

Michel Robinson 5-0-1, 2.17, .931

UHL's Player of the Month
October-2005

Preston Mizzi 9g-2a-11pts +5

UHL's Goalie of the Month
October-2003

Ronnie Vogel 2-1-0, 2.34, .928

UHL's Player of the Month
November 1999

Jason Firth 4g-20a-24pts

Team Info

Hockey Ops

2022-23 Recap

Records

Playoff Records

Team History

Alumni

Season Recaps

Opponents

ICEHOGS PLAYER OF THE WEEK AWARDS

Team Info
Hockey Ops
2022-23 Recap
Records
Playoff Records
Team History
Alumni
Season Recaps
Opponents

AHL Player of the Week
Week of Oct. 30 - 2022-23
 David Gust 2g-5a-7pts

AHL Player of the Week
Week of Jan. 9 - 2021-22
 Lukas Reichel 3g-3a-6pts

AHL Player of the Week
Week 30 - 2017-18
 Adam Clendening 2g-5a-7pts

AHL Player of the Week
Week 26 - 2017-18
 Collin Delia 2-0-0, .50 GAA, .986 SVPCT, 1SO

AHL Player of the Week:
Week 28 - 2015-16
 Mac Carruth 3-0-0, 0.67 GAA, .975 SPCT

AHL Player of the Week:
Week 3 - 2015-16
 Tanner Kero 3g-1a-4pts +5

AHL Player of the Week:
Week 5 - 2014-15
 Mark McNeill 6g-0a-6pts +4

AHL Player of the Week:
Week 26 - 2012-13
 Rostislav Olesz 4g-3a-7pts +6

AHL Player of the Week:
Week 14 - 2012-13
 Brandon Saad 2g-4a-6pts +2

AHL Player of the Week:
Week 4 - 2012-13
 Kyle Beach 3g-2a-5pts +2

AHL Player of the Week:
Week 22 - 2011-12
 Carter Hutton 2-0-0-1, 1.30 GAA, .963 SPCT

AHL Player of the Week:
Week 17 - 2011-12
 Carter Hutton 4-0-0-0, 1.25 GAA, .960 SPCT

AHL Player of the Week:
Week 14 - 2008-09
 Corey Crawford 2-0-0-1, 0.67 GAA, .979 SPCT

AHL Player of the Week:
Week 8 - 2008-09
 Pascal Pelletier 6g-1a-7pts +5

AHL Player of the Week:
Week 2 - 2007-08
 Dustin Byfuglien 1g-5a-6pts +4

UHL ERA

UHL Player of the Week:
Week 24 - 2006-07
 Preston Mizzi 4g-7a-11pts +5

UHL Player of the Week:
Week 20 - 2006-07
 Jason Ralph 1g-7a-8pts +7

UHL Goalie of the Week:
Week 20-2006-07
 Frederic Cloutier 3-0-0, 1.33 GAA, .946 SPCT

UHL Goalie of the Week:
Week 18-2006-07
 Frederic Cloutier 3-0-0, 1.00 GAA, .954 SPCT

UHL Player of the Week:
Week 16-2006-07
 Preston Mizzi 3g-5a-8pts +1

UHL Player of the Week:
Week 15-2006-07
 Preston Mizzi 4g-3a-7pts +4

UHL Goalie of the Week:
Week 14-2006-07
 Frederic Cloutier 2-0-0, 1.73 GAA, .946 SPCT

UHL Goalie of the Week:
Week 12-2006-07
 Frederic Cloutier 2-1-0, 1.32 GAA, .957 SPCT

UHL Goalie of the Week:
Week 6-2006-07
 Frederic Cloutier 2-0-0, 1.00 GAA, .964 SPCT

UHL Goalie of the Week:
Week 17-2005-06
 Michel Robinson 2-0-0, 1.00 GAA, .963 SPCT

UHL Player of the Week:
Week 14-2005-06
 Chaz Johnson 4g-4a-8pts +5

UHL Player of the Week:
Week 6-2005-06
 Billy Tibbetts 4g-3a-7pts +2

UHL Goalie of the Week:
Week 16-2004-05
 Seamus Kotyk 2-1-0, 0.67 GAA, .976 SPCT

UHL Goalie of the Week:
Week 6-2004-05
 Michel Robinson 2-0-0, 1.00 GAA, .971 SPCT

UHL Player of the Week:
Week 5-2004-05
 Olivier Proulx 4g-5a-9pts +7

UHL Player of the Week:
Week 1-2004-05
 J.C. Ruid 5g-1a-6pts +7

UHL Player of the Week:
Week 16-2003-04
 Bob Nardella 1g-6a-7pts +6

UHL Player of the Week:
Week 14-2003-04
 Justin Cardwell 6g-1a-7pts +8

UHL Player of the Week:
Week 22-2002-03
 Matt Loen 3g-4a-7pts +7

UHL Player of the Week:
Week 14-2002-03
 Steve Cygan 3g-2a-5pts +6

UHL Goalie of the Week:
Week 18-2001-02
 J.F. Rivard 2-0-1, 1.99 GAA, .938 SPCT

UHL Player of the Week:
Week 5-2000-01
 Nick Checco 2g-5a-7pts +3

UHL Player of the Week:
Week 10-1999-00
 Jason Firth 4g-3a-7pts +2

UHL Goalie of the Week:
Week 5-1999-00
 J.F. Rivard 2-0-0, 2.00 GAA, .928 SPCT

ICEHOGS ALL-STAR GAME REPRESENTATIVES

2022-23 Laval, QC

Central Division

Brett Seney

GP	G	A	Pts.	PIM	SOG
3	0	0	0	0	0

David Gust

GP	G	A	Pts.	PIM	SOG
3	0	0	0	0	1

Lukas Reichel

GP	G	A	Pts.	PIM	SOG
3	0	0	0	0	0

2020-21 (No All-Star game due to COVID)

Central Division

Cody Franson

2019-20 Ontario, CA

Central Division

Kevin Lankinen

GP	W	L	SOL	GAA	Save%	Saves	GA
4	1	2	0	3.66	.700	14	6

2018-19 Springfield, MA

Central Division

Andrew Campbell - D

GP	G	A	Pts.	PIM	SOG
3	0	0	0	0	1

2017-18 Utica, N.Y.

Central Division

Matthew Highmore - LW

GP	G	A	Pts.	PIM	SOG
3	1	0	1	0	4

Carl Dahlstrom - D

GP	G	A	Pts.	PIM	SOG
3	0	3	3	0	0

2016-17 Lehigh Valley, PA

Central Division - Tournament Champions

Spencer Abbott - RW (Central Division)

GP	G	A	Pts.	PIM	SOG
4	0	0	0	0	1

2015-16 Syracuse, NY

Central Division - Tournament Champions

Jake Dowell - C (Central Division)

GP	G	A	Pts.	PIM	SOG
4	3	1	4	0	5

Ryan Hartman - RW (Central Division)

GP	G	A	Pts.	PIM	SOG
4	1	2	3	0	2

Michael Leighton - G (Central Division)

GP	W	L	SOL	GAA	Save%	Saves	GA
2	2	0	0	0.60	.929	13	1

2014-15 Utica, NY

Western Conference-14 Eastern Conference-12

T.J. Brennan-D (Western Conference)

G	A	Pts.	PIM	SOG
1	4	5	0	1

Mark McNeill-RW (Western Conference)

G	A	Pts.	PIM	SOG
3	0	3	0	4

2013-14 St. John's, NF

AHL All-Stars-7 Farjestad BK (SEL)-2

Brandon Pirri-C (AHL All-Stars) Game MVP

G	A	Pts.	PIM	SOG
2	1	3	0	4

2012-13 Providence, R.I.

Western Conference-7 Eastern Conference-6

Adam Clendening-D (Western Conference)

G	A	Pts.	PIM	SOG
0	0	0	0	3

Martin St. Pierre-C (Western Conference)

G	A	Pts.	PIM	SOG
0	0	0	0	0

2011-12 Atlantic City, NJ

Western Conference-8 Eastern Conference-7 SO

Brandon Pirri-C (Western Conference)

G	A	Pts.	PIM	SOG
0	1	1	0	3

2010-11 Hershey, Penn

Eastern Conference-11 Western Conference-8

Brian Connolly-D (Western Conference)

G	A	Pts.	PIM	SOG
0	2	2	0	0

2009-10 Portland, Maine

Canadian AHL All-Stars-10 PlanetUSA All-Star-9 SO

Mark Cullen-C (PlanetUSA AHL All-Stars)

G	A	Pts.	PIM	SOG
0	1	1	1	1

Jack Skille-LW (PlanetUSA AHL All-Stars)

G	A	Pts.	PIM	SOG
0	2	2	0	3

2008-09 Worcester, Mass

PlanetUSA All-Stars-14 Canadian AHL All-Stars-11

Petri Kontiola-C (PlanetUSA AHL All-Stars)

G	A	Pts.	PIM	SOG
0	1	1	0	1

2007-08 Binghamton, NY

Canadian AHL All-Stars-9 PlanetUSA All-Stars-8

Martin St. Pierre-C (Canadian AHL All-Stars)

G	A	Pts.	PIM	SOG
1	2	3	0	4

2006-07 Fort Wayne, Ind.

Eastern Conference-11 Western Conference-6

Kaleb Betts-RW (Western Conference)

G	A	Pts.	PIM	SOG
0	0	0	0	1

Nicolas Corbeil-LW (Western Conference)

G	A	Pts.	PIM	SOG
0	0	0	0	0

Nathan Lutz-D (Western Conference)

G	A	Pts.	PIM	SOG
1	0	1	0	1

Matt Gens-D (Western Conference)

G	A	Pts.	PIM	SOG
0	0	0	0	0

Kevin Ulanski-C (Western Conference)

G	A	Pts.	PIM	SOG
1	0	1	0	3

Fredric Cloutier-G (Western Conference)

W	L	SOL	GAA	Save%	Saves	GA	MIN
0	1	0	5.01	.737	14	5	29:51

2005-06 St. Charles, Mo.

Team Aquafina-9 Team Gatorade-7

Corey Hessler-D (Team Gatorade)

G	A	Pts.	PIM	SOG
0	0	0	0	0

Preston Mizzi-C (Team Gatorade)

G	A	Pts.	PIM	SOG
0	0	0	0	4

Jason Notermann-RW (Team Gatorade)

G	A	Pts.	PIM	SOG
0	1	1	0	2

2004-05 Glens Falls, NY

Mountain Dew-7 Pepsi-6 (SO)

J.F. Dufour-RW (Team Mt. Dew-Starter)

G	A	Pts.	PIM	SOG
0	3	3	0	1

Nathan Lutz-D (Team Mt. Dew-Starter)

G	A	Pts.	PIM	SOG
0	0	0	0	0

Steve Pelletier-D (Team Mt. Dew)

G	A	Pts.	PIM	SOG
0	0	0	0	0

Olivier Proulx-LW (Team Mt. Dew-Starter)

G	A	Pts.	PIM	SOG
2	1	3	0	0

J.C. Ruid-C (Team Mt. Dew-Named Starter and Team MVP)

G	A	Pts.	PIM	SOG
2	0	2	0	1

Michel Robinson-C (Team Mt. Dew-Named Starter)

W	L	SOL	GAA	Save%	Saves	GA	MIN
0	0	0	7.99	.789	15	4	30:02

2003-04 Fort Wayne, Ind.; East-8 West-3

Steve Cygan-RW (West Team)

G	A	Pts.	PIM
1	0	1	0

Kelly Miller-C (West Team)

G	A	Pts.	PIM
0	1	1	0

Team Info

Hockey Ops

2022-23 Recap

Records

Playoff Records

Team History

Alumni

Season Recaps

Opponents

ICEHOGS ALL-STAR GAME REPRESENTATIVES

2000-01 Binghamton, NY: West-11 East-10

Nick Checco-LW (West Team)

G	A	Pts.	PIM
1	0	1	0

Mike Figliomeni-RW (West Team)

G	A	Pts.	PIM
0	0	0	0

1999-00 Muskegon, Mich.: West-7 East-3

Mike Figliomeni-RW (West Team)

G	A	Pts.	PIM
0	0	0	0

Jason Firth-C (West Team)

G	A	Pts.	PIM
1	0	1	0

DRAFT PICKS TO PLAY IN ROCKFORD

1st Round Picks

Player	Selection	Team	Year
Jassen Cullimore	29th	Vancouver Canucks	1991
Dan Cloutier	26th	New York Rangers	1997
Sergei Samsonov	8th	Boston Bruins	1997
Nick Boynton	9th	Washington Capitals	1997
Nick Boynton	21st	Boston Bruins	1999
Jeff Taffe	30th	St. Louis Blues	2000
Hannu Toivonen	29th	Boston Bruins	2002
Daniel Paille	20th	Buffalo Sabres	2002
Pierre-Marc Bouchard	8th	Minnesota Wild	2002
Hugh Jessiman	12th	New York Rangers	2003
Rostislav Olesz	7th	Florida Panthers	2004
Cam Barker	3rd	Chicago Blackhawks	2004
Jack Skille	7th	Chicago Blackhawks	2005
Kenndal McArdle	20th	Florida Panthers	2005
Ivan Vishnevskiy	27th	Dallas Stars	2006
Kyle Beach	11th	Chicago Blackhawks	2008
David Rundblad	17th	St. Louis Blues	2009
Phillippe Paradis	27th	Carolina Hurricanes	2009
Dylan Olsen	28th	Chicago Blackhawks	2009
Nick Leddy	16th	Minnesota Wild	2009
Mark Visentin	27th	Phoenix Coyotes	2010
Phillip Danault	26th	Chicago Blackhawks	2011
Mark McNeill	18th	Chicago Blackhawks	2011
Teuvo Teravainen	18th	Chicago Blackhawks	2012
Henrik Samuelsson	27th	Phoenix Coyotes	2012
Ryan Hartman	30th	Chicago Blackhawks	2013
Nick Schmaltz	20th	Chicago Blackhawks	2014
Henri Jokiharju	29th	Chicago Blackhawks	2017
Nicolas Beaudin	27th	Chicago Blackhawks	2018
Adam Boqvist	8th	Chicago Blackhawks	2018
Kirby Dach	3rd	Chicago Blackhawks	2019
Lukas Reichel	17th	Chicago Blackhawks	2020



Teuvo Teravainen played in five IceHogs games as a rookie in 2013-14 and then tabbed 25 points (6G, 19A) in 39 Rockford games in 2014-15.

BLACKHAWKS DRAFT PICKS TO PLAY IN ROCKFORD

DRAFT YEAR	PLAYERS (listed alphabetically):
2021	Jalen Luypen
2020	Louis Crevier, Michael Krutik, Isaac Phillips, Lukas Reichel, Chad Yetman
2019	Kirby Dach, Cole Moberg, Michal Teplý, Alex Vlasic
2018	Nicolas Beaudin, Adam Boqvist, Philipp Kurashev, Mikael Hakkarainen, Josiah Slavin
2017	Andrei Altybarmakyan, Jakub Galvas, Henri Jokiharju, Ian Mitchell, Tim Soderlund
2016	Nathan Noel, Chad Kryz, Blake Hillman, Lucas Carlsson
2015	Radovan Bondra, Joni Tuulola, Graham Knott, Dennis Gilbert
2014	Matheson Iacopelli, Nick Schmaltz, Luc Snuggerud, Dylan Sikura, Fredrik Olofsson
2013	Carl Dahlstrom, Ryan Hartman, Luke Johnson, Tyler Motte, Robin Norell, Robin Press, John Hayden, Anthony Louis
2012	Dillon Fournier, Vinnie Hinostroza, Garret Ross, Teuvo Teravainen, Matt Tomkins,
2011	Alex Broadhurst, Adam Clendening, Phillip Danault, Klas Dahlbeck, Sam Jardine, Mark McNeill, Brandon Saad, Maxim Shalunov, Andrew Shaw
2010	Mac Carruth, Rob Flick, Justin Holl, Stephen Johns, Nick Mattson, Joakim Nordstrom, Kent Simpson
2009	David Froese, David Gilbert, Marcus Kruger, Dylan Olsen, Brandon Pirri
2008	Kyle Beach, Jonathan Carlsson, Joe Gleason, Shawn Lalonde, Ben Smith
2007	Akim Aliu, Joe Lavin, Maxime Tanguay
2006	Simon Danis-Pepin, Peter LeBlanc, Igor Makarov, Joe Palmer
2005	Dan Betram, Mike Blunden, Evan Brophrey, Joe Charlebois, Nathan Davis, Joe Fallon, Niklas Hjalmarsson, Adam Hobson, Jack Skille, Brennan Turner
2004	Cam Barker, Adam Berti, Bryan Bickell, Dave Bolland, Troy Brouwer, Jake Dowell, Petri Kontiola
2003	Mike Brodeur, Dustin Byfuglien, Corey Crawford
2002	James Wisniewski
2001	Matt Keith
1999	Michael Leighton



ICEHOGS OPENING NIGHT RECORDS

Date	Opponent	Result	Goaltender	Team Info
10/15/99	vs. Knoxville	W 6-2	J.F. Rivard	Hockey Ops
10/13/00	vs. Quad City	L 0-2	J.F. Rivard	
10/12/01	vs. Missouri	L 2-3	J.F. Rivard	
10/11/02	vs. Fort Wayne	W 5-2	Brant Nicklin	
10/24/03	vs. Quad City	L 1-3	Ronnie Vogel	
10/15/04	vs. Quad City	W 8-4	Grady Hunt	
10/21/05	vs. Elmira	W 6-5	Ronnie Vogel	
10/13/06	vs. Fort Wayne	L 2-4	Brendan Cuthbert	
10/6/07	at Quad City	L 1-5	Corey Crawford	
10/10/08	vs. Quad City	W 4-2	Corey Crawford	
10/4/09	at Peoria	OTL 2-3	Joe Fallon	2022-23 Recap
10/9/10	vs. Manitoba	L 2-5	Hannu Toivonen	
10/8/11	vs. Grand Rapids	W 3-2	Alec Richards	
10/13/12	at Chicago	SOL 0-1	Carter Hutton	
10/5/13	at San Antonio	L 1-3	Antti Raanta/Kent Simpson	
10/11/14	vs. Milwaukee	L 2-3	Michael Leighton	
10/9/15	at San Jose	W 4-2	Michael Leighton	
10/14/16	at Cleveland	L 1-2	Lars Johansson	
10/7/17	at Cleveland	W 4-0	J.F. Berube	
10/5/18	at Cleveland	L 4-1	Kevin Lankinen	
10/4/19	at Iowa	L 3-2	Kevin Lankinen	Records
2/6/21	vs. Chicago	L 4-5	Matt Tomkins	
10/15/21	at Grand Rapids	L 1-6	Malcolm Subban	
10/15/22	at Manitoba	W 5-4	Arvid Soderblom	

IceHogs Opening Night Starting Lineups*

2022-23: David Gust (LW), Lukas Reichel (C), Dylan Sikura (RW), Adam Clendening (D), Isaak Phillips (D), Arvid Soderblom (G)

2021-22: Brett Connolly (C), Reese Johnson (RW), Jakob Pour (LW), Jakub Galvas (D), Ryan Stanton (D), Malcolm Subban (G)

2020-21: Evan Barratt (C), John Quenneville (RW), Andrei Altybarmakian (LW), Cody Franson (D), Wyatt Kalynuk (D), Matt Tomkins (G)

2019-20: Matthew Highmore (LW), Tyler Sikura (C), MacKenzie Entwistle (RW), Lucas Carlsson (D), Joni Tuulola (D), Kevin Lankinen (G)

2018-19: Tyler Sikura (C), Terry Broadhurst (LW), Alex Fortin (RW), Andrew Campbell (D), Carl Dahlstrom (D), Kevin Lankinen (G)

2017-18: David Kampf (RW), Vinnie Hinostroza (C), Laurent Dauphin (LW), Erik Gustafsson (D), Carl Dahlstrom (D), J.F. Berube (G)

2016-17: Brandon Mashinter (LW), Tanner Kero (C), Mark McNeill (RW), Ville Pokka (D), Carl Dahlstrom (D), Lars Johansson (G)

2015-16: Garret Ross (LW), Dennis Rasmussen (C), Mark McNeill (RW), Ville Pokka (D), Erik Gustafsson (D), Michael Leighton (G)

2014-15: Dennis Rasmussen (LW), Joakim Nordstrom (C), Ryan Hartman (RW), Adam Clendening (D), Klas Dahlbeck (D), Michael Leighton (G)

2013-14: Brad Mills (LW), Brandon Pirri (C), Alex Broadhurst (RW) Adam Clendening (D), Klas Dahlbeck (D), Antti Raanta (G)

2012-13: Brandon Saad (LW), Marcus Kruger (C), Jimmy Hayes (RW) Ryan Stanton (D), Nick Leddy (D), Carter Hutton (G)

2011-12: Brandon Segal (LW), Brett McLean (C), Rob Klinkhammer (RW) Brian Connelly (D), Brian Fahey (D), Alec Richards (G)

2010-11: Jeff Taffe (LW), Ryan Potulny (C), Jeremy Morin (RW) Jassen Cullimore (D), Shawn Lalonde (D), Hannu Toivonen (G)

2009-10: Danny Bois (LW), Bracken Kearns (C), Derek Nesbitt (RW), Richard Petiot (D), David Phillips (D), Joe Fallon (G)

2008-09: Pascal Pelletier (LW), Petri Kontiola (C), Troy Brouwer (RW), Aaron Johnson (D), Cam Barker (D), Corey Crawford (G)

2007-08: Colin Fraser (LW), Gavin Morgan (C), Mike Blunden (RW), Jim Fahey (D), Cam Barker (D), Corey Crawford (G)

*Starters listed during AHL era only

Opening Night: By The Numbers

Opening Night Record/Overall:	9-13-1-1
Opening Night Record/Home:	6-7-0-0
Opening Night Record/Road:	2-6-1-1
Highest Attendance/Home:	7,389 vs. Quad City, 10/13/00
Lowest Attendance/Home:	3,585 vs. Manitoba, 10/9/10
<u>Record by Day</u>	
Friday:	7-8-0-0
Saturday:	2-5-0-1
Sunday:	0-0-1-0
Appeared in Playoffs After Opening Day Win:	8-1
Appeared in Playoffs After Opening Day Loss:	4-8



ALUMNI

ICEHOGS ALUMNI: ALL-TIME NUMERICAL ROSTER

38	Daniel Ciampini Ryan Schnell Jeff Christian Brennan Turner Kevin Caulfield	15-16 14-15 08-09 08-09 01-02	45	Kale Howarth Cam Morrison Anthony Louis	22-23 20-22 17-19	58	MacKenzie Entwistle	20-22	75	Alec Regula	20-22
39	Luke Philp Nicolas Beaudin Victor Eidsell Ryan Haggerty Martin St. Pierre Matt Fornataro Dan Cloutier Kyle Beach Andrew Archer Brent Sullivan Ricky Reznick Paul Vincent Wayne Strachan	22-23 19-20 17-19 15-16 07-08, 12-13 11-12 09-10 08-09 08-09 04-05 04-05 04-05 99-00	46	Louis Crevier	22-23	59	Zach Jordan Jakub Pour Mikael Hakkarainen	22-23 21-22 20-22	76	Jakub Galvas Tim Soderfunt	21-22 20-21
40	Arvid Soderblom John Hayden Tyler Mosienko Robert Frid Jeff Ewasko Francois Sasseville	21-23 17-18 08-09 03-04 03-04 00-01	47	Cliff Watson John Quenneville Bruce Watson	21-23 20-21 04-07	60	Collin Delia	20-22	78	Brad Morrison	20-21
41	Isaak Phillips Ryan Stanton Daryl Boyle Bryce Cockburn Jesse Bennefeld Chad Ford	20-23 09-10 09-10 06-07 06-07 00-01	48	Filip Roos Wyatt Kalynuk	22-23 20-22	61	Chad Yetman Brenden Cuthbert	20-21 06-07	79	Dylan Sikura Kurtis Gabriel D.J. Busdeker	22-23 21-22 20-21
42	Gabriel Gagne Brandon Hagel Brett Welychka	20-21 18-19 18-19	49	Bobby Lynch Mitch Fossier Liam Coughlin Graham Knott Michael Leighton Ryan Flinn Joey Bastien	22-23 20-21 19-20 17-19 14-16 09-10 02-03	62	Brett Seney Cole Moberg Dan Davies	22-23 20-21 03-04	80	Mitchell Weeks Mitch Gillam Tom Aubrun	22-23 21-22 20-21
43	Chad Kryś James Wisniewski	20-22 08-09	50	Michael Leighton Ryan Flinn Joey Bastien	14-16 09-10 02-03	63	Michael Krutil Sergei Deshevy	20-22 01-02	81	Josiah Slavin	20-21
44	MacKenzie Entwistle Philipp Kurashev Fredrik Olofsson Jan Rutta Cody Franson Bryan Bickell Danny Richmond Nathan Lutz Brant Blackned	19-20 18-19 18-19 18-19 17-18 15-16 09-10 04-07 99-00	51	Ian Mitchell	22-23	64	Dmitry Osipov	21-22	82	Hunter Drew	22-23
			52	Reese Johnson	20-22	65	Matej Chalupa Jocelyn Langlois	20-21 00-01	83	Anderi Altybarmakian	20-22
			53	Buddy Robinson Michal Tepy Brandon Mashinter Alexander Salak J.F. Rivard	22-23 20-22 14-17 11-12 99-03	66	Andy Welinski Cooper Zech Riley McKay	22-23 22-23 20-22	84	Morgan Adams-Moisan Rostislav Olesz	22-23 11-13
			54	Maxim Golod Chad Yetman Mike Letizia	22-23 21-22 06-07	67	Cole Guttman Ivan Nalimov	22-23 20-21	85	Mike Hardman	21-22
			55	Ryan Stanton Cliff Watson Ernie Thorp	21-22 20-21 01-02	68	Eric Guttman Ivan Nalimov	22-23 20-21	86	Michel Periard	00-01
			56	Rocco Grimaldi Dmitri Osipov Marko Dano	22-23 20-21 15-16	69	Michal Tepy Jacob Leguerrier Nicolas Corbeil Erick Lizon Scott Burfoot Mike Tobin Sergei Petrov	22-23 21-22 06-07 06-07 99-00, 02-03 00-01 01-02	87	Matt Tomkins	20-21
			57	Andrew Perrott Chris Wilkie Eric Skaug Kevin Klein	22-23 20-22 04-05 04-05	70	Alex Vlasic	22-23	88	D.J. Busdeker	21-23
			58	Rocco Grimaldi Dmitri Osipov Marko Dano	22-23 20-21 15-16	71	Jalen Luypen Brandon Pirri	22-23 20-22	89	Cameron Hillis Nicolas Beaudin Alex Nylander	22-23 22-23 21-22
			59	Andrew Perrott Chris Wilkie Eric Skaug Kevin Klein	22-23 20-22 04-05 04-05	72	Koletrane Wilson Nicolas Beaudin	22-23 20-22	90	Pierre-Marc Bouchard	13-14
			60	Andrew Perrott Chris Wilkie Eric Skaug Kevin Klein	22-23 20-22 04-05 04-05	73			91	Chaz Johnson	05-07
			61			74			92		
			62			75			93		
			63			76			94		
			64			77			95		
			65			78			96		
			66			79			97		
			67			80			98		
			68			81			99		
			69			82			100		

Team Info

Hockey Ops

2022-23 Recap

Records

Playoff Records

Team History

Alumni

Season Recaps

Opponents

ROCKFORD ICEHOGS ALUMNI

Team Info	Player	Pos.	Seasons	Regular Season									Playoffs						
				GP	G	A	PTS	+/-	PIM	PP	SH	GP	G	A	PTS	+/-	PIM	PP	SH
Team Info	Abbott, Spencer	RW	2014-15	19	12	9	21	+2	6	2	1	8	3	3	6	0	2	2	0
			2016-17	53	15	20	35	-11	14	5	0								
			Career Totals	72	27	29	56	-9	20	7	1	8	3	3	6	0	2	2	0
Hockey Ops	Adams, BJ	D	2003-04	50	5	8	13	-7	57	3	0								
	Adams-Moisan, Morgan	RW	2022-23	20	0	0	0	-7	61	0	0								
	Alauria, Jim	D	1999-00	24	1	3	4	-14	70	0	0								
	Aldoff, Rod (A)	D	2004-05	67	6	0	26	+12	47	2	0	13	1	4	5	+2	2	0	0
	Alexeev, Alex (A)	D	2002-03	73	3	24	27	+11	77	2	0	3	0	0	0	-3	8	0	0
	Allen, Frankie	RW	2004-05	26	0	1	1	-4	124	0	0								
	Aliu, Akim	RW	2007-08	2	0	0	0	-2	2	0	0								
				2008-09	5	2	0	2	-1	14	2	0	1	1	0	1	0	0	1
			2009-10	48	11	6	17	-2	69	0	0								
			Career Totals	55	13	6	19	-5	85	2	0	1	1	0	1	0	0	1	0
2022-23 Recap	Altschul, Doug	F	2003-04	8	0	0	0	-4	0	0	0								
	Altybarmakian, Andrei	RW	2020-21	29	5	7	12	-1	34	0	0								
			2021-22	65	10	21	31	-2	70	2	0	2	0	0	0	-4	2	0	0
			Career Totals	94	15	28	43	-3	104	2	0	2	0	0	0	-4	2	0	0
Records	Anderson, Joey	F	2022-23	2	0	3	3	2	0	0	0								
	Angell, Nick	D	2002-03	73	6	10	16	-17	92	1	0	3	0	1	1	-2	8	0	0
	Anselmini, Brandon	D	2017-18	7	0	0	0	-1	2	0	0								
	Antonovich, Jeff	C	2001-02	50	25	28	53	-10	70	4	0								
			2002-03	53	22	27	49	-20	61	5	2								
		Career Totals	103	47	55	102	-30	131	9	2									
Playoff Records	Archer, Andrew	D	2008-09	36	2	6	8	+4	92	0	0								
	Armes, Brian	F	2003-04	8	1	0	1	+1	0	0	0								
	Aubrun, Tom	G	2020-21	3	0	0	0	0	0	0	0								
	Auger, Justin	RW	2018-19	9	2	0	2	0	6	0	0								
	Baier, Eric	D	2011-12	5	0	0	0	-2	0	0	0								
	Barber, Greg	LW	2005-06	63	27	45	72	+22	38	8	1	9	5	3	8	+6	8	0	3
	Barker, Cam	D	2007-08	29	8	11	19	+2	67	4	0								
			2008-09	7	3	2	5	+3	6	1	0								
		Career Totals	36	11	13	24	+5	73	5	0									
Team History	Barnes, Tyler	RW	2016-17	25	4	3	7	-6	4	1	0								
	Barratt, Evan	C	2020-21	27	5	9	14	1	18	0	0								
			2021-22	63	14	14	28	-5	70	3	0	5	1	0	1	-2	6	0	0
			2022-23	2	0	0	0	0	7	0	0								
			Career Totals	92	19	23	42	-4	88	3	0	5	1	0	1	-2	6	0	0
Alumni	Bastien, Joey	RW	2002-03	14	3	4	7	+3	6	0	0	3	1	0	1	-1	0	0	0
	Bass, Cody	C	2014-15	61	6	8	14	+4	165	0	0	9	0	1	1	-5	31	0	0
	Baun, Kyle	RW	2015-16	43	1	8	9	-1	16	0	0	3	0	0	0	-2	0	0	0
			2016-17	74	14	20	34	-14	42	5	1								
		Career Totals	117	15	28	43	-15	58	5	1									
Season Recaps	Beach, Kyle	LW	2008-09	2	0	0	0	0	15	0	0	1	0	0	0	0	0	0	0
			2009-10	4	0	0	0	0	0	0	0	4	3	0	3	-2	6	3	0
			2010-11	71	16	20	36	-24	163	6	0								
			2011-12	19	5	5	10	0	30	1	0								
			2012-13	66	16	10	26	+1	204	2	0								
			2013-14	7	4	0	4	+3	10	0	1								
			Career Totals	169	41	35	76	-20	422	9	1	5	3	0	3	-2	6	3	0
				2019-20	59	3	12	15	-5	33	0	0							
Opponents	Beaudin, Nicolas	D	2020-21	9	2	8	10	0	4	1	0	1	0	0	0	-1	0	0	
			2021-22	66	2	14	16	-4	68	1	0	1	0	0	0	-1	0	0	
			2022-23	3	0	1	1	-1	2	0	0								
			Career Totals	137	7	35	42	-10	107	2	0	1	0	0	0	-1	0	0	
			2012-13	21	1	3	4	-8	8	0	0								
		2003-04	20	2	5	7	+1	18	1	1									
		2000-01	4	0	0	0	+2	2	0	0									
		2006-07	52	22	22	44	+2	107	7	1	9	1	1	2	-3	20	0	0	
		2001-02	20	6	6	12	-9	26	3	0									
		2007-08	42	2	5	7	-2	68	1	0	5	1	0	1	+2	2	0	0	
		2008-09	10	1	2	3	2	5	1	0	1	0	0	0	-1	0	0	0	
		Career Totals	52	3	7	10	0	73	2	0	6	1	0	1	+1	2	0	0	
			2002-03	10	1	2	3	+2	8	0	0	3	0	0	0	-1	4	0	0
		2008-09	56	4	6	10	+5	63	0	0	3	0	0	0	0	0	0	0	
		2006-07	65	17	18	35	+9	153	6	0	14	4	4	8	0	39	3	0	

ROCKFORD ICEHOGS ALUMNI

Player	Pos.	Seasons	Regular Season								Playoffs							
			GP	G	A	PTS	+/-	PIM	PP	SH	GP	G	A	PTS	+/-	PIM	PP	SH
Berube, J.F.	G	2017-18	15	0	1	1	0	0	0	0								
Bianchi, Joe	C	2001-02	8	1	1	2	-1	2	0	0								
		Career Totals	133	44	44	88	+33	753	11	0	9	3	2	5	-3	64	1	0
Bickell, Bryan	LW	2007-08	73	19	20	39	+1	52	6	0	12	2	3	5	+2	11	0	0
		2008-09	42	6	8	14	+8	60	0	0	4	0	2	2	-1	4	0	0
		2009-10	65	16	15	31	-6	58	4	0								
		2015-16	47	15	16	31	+3	23	5	0	3	0	1	1	+1	2	0	0
		Career Totals	227	56	59	115	+6	193	15	0	19	2	6	8	+2	17	0	0
Big Snake, Robin	LW	2005-06	66	27	19	46	+10	425	5	0	9	3	2	5	-3	64	1	0
		2006-07	67	17	25	42	+13	330	6	0								
		Career Totals	133	44	44	88	+23	755	11	0								
Bilek, Colin	RW	2022-23	1	0	0	0	-1	0	0	0								
Blackned, Brant	LW	1999-00	62	36	29	65	-1	65	9	0	3	1	0	1	0	2	0	0
Blackwater, Judd	C	2008-09	9	3	0	3	-1	9	2	0								
Blevins, Wes	D	2001-02	64	5	6	11	0	83	0	0								
Blunden, Mike	RW	2007-08	74	16	21	37	+4	83	6	1	12	1	3	4	+3	34	0	0
		2008-09	37	3	7	10	-1	42	2	0								
		Career Totals	111	19	28	47	+3	125	8	1								
Boeser, Dan	D	2005-06	40	5	13	18	+23	14	1	1	9	0	1	1	+1	0	0	0
		2006-07	64	5	25	30	+8	12	2	0	17	2	10	12	+7	6	1	0
		Career Totals	104	10	38	48	+31	26	3	1	26	2	11	13	+8	6	1	0
Bohmbach, Andy	LW	2010-11	6	0	2	2	-1	2	0	0								
Bois, Curtis	RW/D	2000-01	68	9	13	22	-27	112	2	0								
Bois, Danny	RW	2009-10	73	10	12	22	-3	156	1	1	4	0	0	0	-3	20	0	0
Bolland, Dave	C	2007-08	16	6	4	10	+2	22	3	0	7	0	0	0	0	8	0	0
Bollig, Brandon	LW	2009-10	3	1	1	2	+2	7	0	0								
		2010-11	55	4	0	4	-7	115	0	1								
		2011-12	53	3	6	9	-5	165	0	0								
		2012-13	35	5	4	9	-1	157	1	0								
		Career Totals	126	13	11	24	-11	444	1	0								
Bondra, Radovan	RW	2016-17	5	0	0	0	-6	2	0	0								
		2018-19	2	0	0	0	-1	0	0	0								
		Career Totals	7	0	0	0	-7	2	0	0								
Boqvist, Adam	D	2019-20	15	1	5	6	+2	10	1	0								
Bonni, Ryan	D	2004-05	23	3	5	8	-1	41	0	0								
Bouchard, Pierre-Marc	C	2013-14	24	3	17	20	-7	10	0	0								
Bouma, Lance	LW	2017-18	20	7	7	14	+7	10	0	0	13	1	1	2	-1	12	0	0
Bowey, Madison	D	2020-21	2	0	0	0	-2	6	0	0								
Bourassa, Jarad	D	2006-07	14	0	2	2	-1	17	0	0								
Boyle, Daryl	D	2009-10	52	4	16	20	-13	29	1	0								
Boynton, Nick	D	2009-10	6	0	1	1	+2	18	0	0								
Brennan, Mike	D	2008-09	64	0	6	6	-5	77	0	0	2	0	0	0	-1	2	0	0
		2009-10	72	3	6	9	-20	113	0	0	3	0	0	0	-1	0	0	0
		Career Totals	139	3	12	15	-25	190	0	0	5	0	0	0	-2	0	0	0
Brent, Tim (C)	C	2008-09	64	20	42	62	-5	59	5	4	4	0	1	1	-9	2	0	0
Brennan, T.J.	D	2014-15	54	9	27	36	12	59	2	0								
		2019-20	6	0	3	3	+4	2	0	0								
		Career Totals	60	9	30	39	+16	61	2	0								
Brisebois, Mathieu	D	2013-14	13	2	5	7	-1	19	0	0								
		2014-15	1	0	0	0	-2	0	0	0								
		Career Totals	14	2	5	7	-3	19	0	0								
Brittain, Josh	LW	2015-16	5	0	1	1	0	13	0	0								
Broadhurst, Alex	C	2013-14	75	16	29	45	-1	32	2	0								
		2014-15	29	6	8	14	2	4	2	0	7	0	1	1	-3	2	0	0
		Career Totals	104	22	37	59	1	36	4	0								
Broadhurst, Terry	LW	2011-12	8	0	2	2	+2	0	0	0								
		2012-13	31	5	8	13	+3	12	0	0								
		2013-14	73	16	28	44	+10	16	3	1								
		2018-19	40	4	8	12	-5	12	1	0								
		Career Totals	152	25	46	71	+10	40	4	1								
Brodeur, Mike	G	2007-08	8	0	0	0	0	6	0	0								

Team Info

Hockey Ops

2022-23 Recap

Records

Playoff Records

Team History

Alumni

Season Recaps

Opponents

ROCKFORD ICEHOGS ALUMNI

Team Info	Player	Pos.	Seasons	Regular Season								Playoffs							
				GP	G	A	PTS	+/-	PIM	PP	SH	GP	G	A	PTS	+/-	PIM	PP	SH
Team Info	Brookbank, Wade	D/LW	2010-11	56	2	0	2	-11	143	0	0								
			2011-12	17	1	4	5	+3	44	0	0								
			2012-13	28	0	1	1	-6	100	0	0								
			2013-14	27	0	1	1	-8	30	0	0								
			Career Totals	128	3	6	9	-22	317	0	0								
Hockey Ops	Brophey, Evan	C	2007-08	74	4	15	19	-9	64	4	0	1	0	0	0	0	0	0	
			2008-09	79	16	23	39	+14	65	4	0	4	1	0	-3	0	0	0	
			2009-10	79	14	17	31	-1	39	3	1	4	0	0	-4	2	0	0	
			2010-11	67	10	9	19	0	65	0	1								
			Career Totals	299	44	64	108	+4	233	11	2	9	1	0	1	-7	2	0	0
2022-23 Recap	Brouwer, Troy	LW	2007-08	75	35	19	54	-9	154	25	0	12	5	4	9	+2	16	1	
			2008-09	5	2	6	8	+4	20	1	0								
			Career Totals	80	37	25	62	-5	174	26	0	12	5	4	9	+2	16	1	
2022-23 Recap	Brownlee, Pat	D	2000-01	2	0	0	0	-1	0	0									
			Brown, Paul	LW	2005-06	3	0	0	0	-1	4	0							
	Burfoot, Scott	C	2006-07	26	7	9	16	+3	114	1	1	14	1	0	1	+4	20	0	
			Career Totals	29	7	9	16	+2	118	1	1	14	1	0	1	+4	20	0	
Records	Burgoyne, Mike	RW	2002-03	3	0	0	0	0	0	0	3	0	2	2	-1	4	0	0	
			2020-21	11	1	5	6	-5	18	0	0								
			2021-22	62	6	20	26	2	50	0	2	5	0	1	1	-1	2	0	0
			Career Totals	14	1	5	6	-5	18	0	0	3	0	2	2	-1	4	0	0
Playoff Records	Butler, Dave	D	2004-05	4	0	0	0	-2	2	0	0								
			2020-21	24	5	7	12	-10	9	1	0								
	Campbell, Andrew	D	2021-22	62	6	20	26	2	50	0	2	5	0	1	1	-1	2	0	
			2022-23	56	4	9	13	-7	47	0	0	5	1	1	2	2	2	0	0
	Cappelletti, Anthony	D	2020-21	24	5	7	12	-10	9	1	0								
			2022-23	56	4	9	13	-7	47	0	0	5	1	1	2	2	2	0	0
	Cardwell, Justin	LW	2004-05	4	0	0	0	-2	2	0	0								
			2020-21	24	5	7	12	-10	9	1	0								
	Cardwell, Matt	D	2003-04	55	26	22	64	-2	48	8	0								
			2003-04	1	0	0	0	0	0	0	0								
	Carlson, Ross	RW	2007-08	3	1	0	1	0	0	0	0								
			2018-19	69	9	24	33	-5	34	2	0								
	Carlsson, Lucas	D	2019-20	48	5	21	26	+3	26	0	0								
			2020-21	7	1	2	3	-2	4	1	0								
Carey, Matt	LW	2014-15	67	10	11	21	-4	43	4	0	2	0	0	0	-1	0	0		
		2009-10	19	1	0	1	-3	8	0	0									
Carlsson, Jonathan	D	2015-16	25	2	7	9	+4	6	0	0	2	1	0	1	+2	0	0		
		2016-17	2	0	0	0	0	2	0	0									
Career Totals	46	3	7	10	+1	16	0	0	2	1	0	1	+2	0	0	0			
Alumni	Carrick, Sam	C	2016-17	57	11	17	28	-14	85	2	0								
			2004-05	6	1	1	2	0	0	0	0	1	0	0	0	-1	6	0	
	Carriere, Nick	W	2004-05	6	1	1	2	0	0	0	0	1	0	0	0	-1	6	0	
			2005-06	76	4	12	16	+21	108	2	1	9	0	3	3	+6	8	0	
Career Totals	82	5	13	18	+21	108	2	1	19	0	3	3	+5	14	0	0			
Season Recaps	Carroll, Jamie	D	2007-08	2	0	0	0	0	0	0									
			2013-14	7	0	0	0	0	0	0									
	Carruth, Mac	G	2014-15	3	0	0	0	0	0	0									
			2015-16	17	0	0	0	0	0	0	0	3	0	0	0	0	0		
	2016-17	24	0	0	0	0	0	0	0										
	Career Totals	27	0	0	0	0	0	0	0	3	0	0	0	0	0	0			
Opponents	Caulfield, Kevin	W	2001-02	6	0	0	0	-5	15	0	0								
			1999-00	36	7	14	21	-2	35	2	0	3	1	2	3	+1	4	0	
	Cava, Peter	C	1999-00	43	1	2	3	-3	37	0	0	3	0	0	0	+5	4	0	
			2000-01	70	0	10	10	-26	74	0	0								
Career Totals	113	1	12	13	-29	111	0	0	3	0	0	0	+5	4	0	0			
Charlebois, Joe	D	2008-09	13	0	2	2	0	15	0	0									
		2009-10	2	0	0	0	0	0	0	0									
		Career Totals	15	0	2	2	0	15	0	0									
Checco, Nick	LW	2000-01	63	23	36	59	-1	33	10	0									
		2001-02	41	12	10	22	-5	30	5	1									
		Career Totals	104	35	46	81	-6	63	15	1									

ROCKFORD ICEHOGS ALUMNI

Player	Pos.	Seasons	Regular Season								Playoffs							
			GP	G	A	PTS	+/-	PIM	PP	SH	GP	G	A	PTS	+/-	PIM	PP	SH
Christian, Jeff	LW	2008-09	5	1	0	1	+1	4	0	0								
Christopherson, Ben	D	2001-02	72	2	22	24	-3	100	1	0								
Chyzyk, Bryn	LW	2016-17	2	0	0	0	1	0	0	0								
Ciampini, Daniel	LW	2015-16	10	1	0	1	-1	2	0	0								
Clendening, Adam	D	2012-13	73	9	37	46	+17	67	6	0								
		2013-14	74	12	47	59	+5	64	3	1								
		2014-15	38	1	12	13	-4	20	0	0								
		2017-18	38	4	26	30	+2	48	2	0	13	1	13	14	+4	8	1	0
		2022-23	48	3	21	24	-17	51	2	0								
		Career Totals	271	29	143	172	+3	250	13	1	13	1	13	14	+4	8	1	0
Cloutier, Dan	G	2009-10	3	0	0	0	-	10	0	0								
Cloutier, Frederic	G	2006-07	62	0	1	1	-	2	0	0	17	0	0	0	-	6	0	0
Cockburn, Bryce	RW	2006-07	48	11	23	34	+19	29	3	0	17	1	5	6	-1	16	0	0
Collins, Dusty	C	2007-08	2	0	0	0	-1	0	0	0								
Connolly, Brett	RW	2021-22	37	17	18	35	12	16	6	0								
Connelly, Brian	D	2008-09	9	1	2	3	-2	6	1	0	3	0	0	0	-2	2	0	0
		2009-10	78	4	31	35	+3	28	2	0	4	0	3	3	-3	2	0	0
		2010-11	80	11	41	52	+3	39	3	0								
		2011-12	44	5	31	36	-5	16	2	0								
		2013-14	16	3	5	8	-12	4	3	0								
		Career Totals	227	24	110	134	-13	93	11	0	7	0	3	3	-5	4	0	0
Corbeil, Nicolas	RW	2006-07	53	19	29	48	+12	68	10	0	17	9	11	18	+7	28	1	1
Corpse, Keli	C	2001-02	14	3	19	22	-8	0	1	1								
Correia, Mike	G	1999-00	17	0	0	0	-	0	0	0								
		2000-01	3	0	0	0	-	0	0	0								
		Career Totals	20	0	0	0	-	0	0	0								
Coughlin, Liam	C	2019-20	2	0	0	0	0	0	0	0								
Coveny, Mike	D	2000-01	3	0	0	0	-1	6	0	0								
Cramarossa, Joseph	LW	2019-20	42	5	7	12	-14	110	1	1								
Crawford, Corey	G	2007-08	55	0	3	3	-	8	0	0	12	0	0	0	-	0	0	0
		2008-09	47	0	1	1	-	4	0	0	2	0	0	0	-	0	0	0
		2009-10	43	0	2	2	-	4	0	0	4	0	0	0	-	0	0	0
		Career Totals	145	0	6	6	-	16	0	0	18	0	0	0	-	0	0	0
Crevier, Louis	D	2022-23	62	0	5	5	-6	14	0	0	2	0	0	0	-1	0	0	0
Cruickshank, Curtis	G	2000-01	9	0	0	0	-	0	0	0								
Cullain, Scott	D	1999-00	4	0	0	0	+1	0	0	0								
Cullen Mark	C	2009-10	62	21	32	53	+2	16	7	0	4	0	2	2	-2	0	0	0
Cullimore, Jassen	D	2009-10	59	2	6	8	-6	52	0	0								
		2010-11	41	2	7	9	-2	26	0	0								
		Career Totals	100	4	13	17	-8	78	0	0								
Cumiskey, Kyle	D	2014-15	54	2	18	20	+6	10	1	0								
		2015-16	17	1	4	5	-3	6	1	0								
		Career Totals	71	3	22	25	+3	16	2	0								
Curto, Frank	W	2003-04	1	0	0	0	0	2	0	0								
Cuthbert, Brenden	G	2005-06	4	0	2	2	-	0	0	0								
		2006-07	11	0	2	2	-	0	0	0								
		Career Totals	15	0	2	2	-	0	0	0								
Cygan, Steven	C	2002-03	76	27	45	72	+3	62	5	3	3	0	0	0	-2	4	0	0
		2003-04	76	26	17	43	-44	58	6	1								
		Career Totals	152	53	62	115	-41	120	11	4	3	0	0	0	-2	4	0	0
Dach, Kirby	C	2019-20	3	0	0	0	-1	0	0	0								
Dahlbeck, Klas	D	2012-13	70	1	5	6	+11	29	0	0								
		2013-14	75	10	25	35	+21	49	1	2								
		2014-15	49	4	6	10	+2	35	2	0								
		Career Totals	194	15	36	51	+34	113	3	2								
Dahlstrom, Carl	D	2014-15	2	0	1	1	-1	2	0	0								
		2015-16	4	0	0	0	+1	6	0	0	3	0	1	1	+1	2	0	0
		2016-17	70	6	5	11	-12	16	0	0								
		2017-18	64	3	25	28	+14	22	1	0	13	3	6	9	+4	4	2	0
		2018-19	22	1	7	8	-11	10	1	0								
		Career Totals	162	10	38	48	-9	56	2	0	16	3	7	10	+5	6	2	0
DaCosta, Jeff	D	2000-01	59	6	30	36	-10	62	5	1								
		2001-02	42	8	32	40	+3	44	2	0								
		2002-03	48	7	38	45	-9	26	4	0								
		Career Totals	149	21	100	121	-16	132	11	1								

Team Info

Hockey Ops

2022-23 Recap

Records

Playoff Records

Team History

Alumni

Season Recaps

Opponents

ROCKFORD ICEHOGS ALUMNI

Team Info	Player	Pos.	Seasons	Regular Season								Playoffs							
				GP	G	A	PTS	+/-	PIM	PP	SH	GP	G	A	PTS	+/-	PIM	PP	SH
Team Info	Danault, Phillip	C	2011-12	7	0	2	2	-5	10	0	0								
			2012-13	5	0	0	0	-1	2	0	0								
			2013-14	72	6	20	26	+11	40	1	0								
			2014-15	70	13	25	38	+20	38	1	3	8	3	2	5	+8	20	0	0
			2015-16	6	1	1	2	-2	4	0	0								
	Career Totals		160	20	48	68	+33	94	2	3	8	3	2	5	+8	20	0	0	
Hockey Ops	Danis-Pepin, Simon	D	2009-10	38	1	7	8	+9	10	0	0								
			2010-11	23	1	3	4	0	20	0	0								
			2011-12	14	14	0	0	-2	0	0	0								
			Career Totals	75	16	10	12	+7	30	0	0								
2022-23 Recap	Dano, Marko	C	2015-16	34	4	19	23	+17	40	2	0								
	Darling, Scott	G	2014-15	26	0	0	0	0	4	0	0								
	Daoust, Jean-Michel	RW	2007-08	1	0	0	0	0	0	0	0								
	Dauphin, Laurent	C	2017-18	33	4	10	14	-6	23	3	0								
	Davies, Dan	RW	1999-00	52	2	2	4	-11	72	0	1								
			2000-01	69	13	10	23	-9	138	0	0								
			2001-02	61	7	7	14	-14	117	0	0								
			2002-03	73	8	12	20	-1	108	0	0	2	1	0	1	0	0	0	0
			2003-04	43	4	6	10	-19	38	2	0								
		Career Totals		298	34	37	71	-54	478	2	1	2	1	0	1	0	0	0	0
Records	Davidson, Brandon	D	2018-19	6	1	0	1	0	5	0	0								
	Davis, Nathan	C	2008-09	49	5	7	12	-12	16	2	0								
			2009-10	23	8	3	11	+7	10	2	0								
		Career Totals		72	13	10	13	-5	26	4	0								
Playoff Records	Debus, Steve	G	2001-02	39	0	1	1	-	10	0	0								
	Delarosbil, Raymond	D	1999-00	36	0	7	7	+2	42	0	0	3	0	0	0	-3	8	0	0
	Delia, Collin	G	2017-18	20	0	0	0	0	2	0	0	10	0	0	0	0	0	0	0
			2018-19	26	0	0	0	0	2	0	0								
			2019-20	32	0	2	2	0	0	0	0								
			2020-21	4	0	0	0	0	0	0	0								
			2021-22	22	1	1	2	0	0	0	0								
		Career Totals		104	1	3	4	0	4	0	0	10	0	0	0	0	0	0	0
Team History	Deshevyy, Sergei	D	2001-02	17	0	2	2	0	33	0	0								
	DeSousa, Chris	C	2015-16	67	7	6	13	+1	98	0	1	2	0	0	0	-1	0	0	0
			2016-17	36	4	1	5	-8	77	0	0								
		Career Totals		103	11	7	18	-7	175	0	1	2	0	0	0	-1	0	0	0
Alumni	Dickie, Scott	G	2005-06								6	0	0	0	-	0	0	0	
	DiDomenico, Chris	RW	2010-11	25	0	4	4	-10	6	0	0								
			2011-12	49	2	11	13	-2	24	1	0								
			2017-18	22	8	15	23	+3	44	4	0	13	7	11	18	+1	22	3	0
		Career Totals		96	10	30	40	-9	74	5	0	13	7	11	18	+1	22	3	0
Season Recaps	Disch, Andy	LW	2004-05	3	0	0	0	0	0	0	0								
	Disher, Jason	D	2002-03	13	0	0	0	+4	63	0	0	3	0	0	0	-2	12	0	0
	Doucet, Benoit	C	2006-07									15	3	6	9	+4	8	2	0
	Domish, Jerramie	D	2007-08	62	2	8	10	+1	61	0	0	12	0	1	1	0	18	0	0
	Dowell, Jake	C	2007-08	49	7	10	17	-11	64	0	1	12	1	1	2	-3	6	0	1
			2008-09	75	6	14	20	+4	128	1	2	4	0	0	0	-1	0	0	0
			2009-10	78	7	16	23	-11	96	0	1	4	0	0	0	-3	0	0	0
			2015-16	72	11	24	35	+14	99	0	1	3	0	2	2	0	4	0	0
			2016-17	66	4	11	15	-10	101	1	1								
		Career Totals		340	35	75	110	-14	488	2	6	23	1	3	4	-5	10	0	1
Opponents	Doyle, Mike	LW	2006-07	71	20	19	39	+11	60	6	0								
	Drew, Hunter	RW	2022-23	16	0	0	0	-4	57	0	0								
	Dufour, Jean Francois	RW	2004-05	77	23	53	79	+29	52	8	1	8	3	5	8	-1	2	1	0
	Dumonski, Steve	RW	2000-01	69	23	20	43	-16	215	8	0								
			2002-03	62	17	21	38	-17	118	7	0	2	0	1	1	-1	8	0	0
			2003-04	13	1	2	3	-12	26	0	0								
	Career Totals		144	41	43	84	-45	359	15	0	2	0	1	1	-1	8	0	0	
	Dustin, Joe	D	2003-04	1	0	0	0	0	0	0									
	Eickman, Mike	D	2006-07	3	0	0	0	0	0	0									
	Ejdsell, Victor	FW	2017-18	5	0	1	1	-3	0	0	0	13	7	5	12	+5	2	3	0
			2018-19	61	12	17	29	-8	24	4	0								
	Career Totals		66	12	18	30	-11	24	4	0	13	7	5	12	+5	2	3	0	

ROCKFORD ICEHOGS ALUMNI

Player	Pos.	Seasons	Regular Season								Playoffs							
			GP	G	A	PTS	+/-	PIM	PP	SH	GP	G	A	PTS	+/-	PIM	PP	SH
Ellis, Eric	W	2001-02	1	0	0	0	0	0	0	0								
Entwistle, MacKenzie	RW	2019-20	56	11	15	26	0	38	4	0								
		2020-21	22	4	8	12	-10	8	1	0								
		2021-22	2	0	1	1	-1	6	0	0								
		Career Totals	80	15	24	39	-11	52	5	0								
Ernest, Dustin	D	2001-02	12	0	1	1	-2	33	0	0								
Ewasko, Jeff	W/D	2003-04	39	4	8	12	-14	165	1	0								
Ewing, Bryan	RW	2009-10	9	1	1	2	-2	4	1	0								
Exelby, Garnet	D	2010-11	77	3	10	13	+7	128	0	0								
Fahey, Brian	D	2011-12	75	6	16	22	+2	56	4	0								
Fahey, Jim	D	2007-08	65	0	12	12	+2	109	0	0	12	1	3	4	+10	18	0	0
Falco, Paul	LW	2005-06	7	1	2	3	+2	0	0	0								
Fallon, Joe	G	2008-09	0	0	0	0	-	0	0	0								
		2009-10	29	0	0	0	-	2	0	0								
		Career Totals	29	0	0	0	-	2	0	0								
Fathey, Chris	C	2000-01	69	5	14	19	-8	52	0	0								
Faulkner, Andy	C	2000-01	9	1	0	1	-3	6	0	0								
Fejes, Hunter	LW	2018-19	7	0	0	0	-4	16	0	0								
Ferrara, Nello	RW	2003-04	5	0	0	0	-2	17	0	0								
Career Totals			96	10	8	18	-9	188	0	0								
Figliomeni, Mike	C/W	1999-00	74	33	49	82	-1	26	9	3	3	1	1	2	+1	0	0	0
		2000-01	72	23	39	62	-17	97	8	0								
		Career Totals	146	56	88	144	-18	123	17	3		3	1	1	2	+1	0	0
Fiacconi, Adriano	W	2002-03	15	2	4	6	-3	4	0	0								
Fillion, Marty	G	2002-03	9	0	0	0	0	6	0	0	1	0	0	0	0	0	0	0
Firth, Jason	C	1999-00	73	37	73	110	0	66	8	3	3	3	2	5	+1	2	1	0
Flaherty, Wade	G	2007-08	31	0	3	3	-	0	0	0								
Flick, Rob	C	2011-12	45	7	6	13	+2	91	0	0								
		2012-13	51	3	2	5	-11	97	0	0								
		Career Totals	96	10	8	18	-9	188	0	0								
Flinn, Ryan	LW	2009-10	20	2	2	4	+4	74	0	0								
Fleenor, Brandon	D	2001-02	13	1	3	4	-8	26	0	0								
Fletcher, Justin	D	2007-08	20	4	7	11	+3	43	2	0	11	0	1	1	-2	6	0	0
Flynn, Sean	LW	2000-01	3	1	0	1	-1	0	0	0								
Ford, Chad	G	2000-01	6	0	0	0	-	0	0	0								
Ford, Michael	W	2002-03									2	1	2	3	+1	0	0	1
Fornataro, Matt	RW	2011-12	23	3	6	9	+2	8	0	0								
Forsberg, Anton	G	2018-19	32	0	1	1	0	4	0	0								
Forsling, Gustav	D	2016-17	30	1	7	8	-13	12	0	0								
		2017-18	18	2	3	5	-4	6	0	0	13	1	4	5	-3	6	0	0
		2018-19	5	0	2	2	+1	2	0	0								
		Career Totals	53	3	12	15	-16	20	0	0		13	1	4	5	-3	6	0
Fossier, Mitch	LW	2020-21	19	5	3	8	-9	6	0	0								
Fournier, Dillon	D	2014-15	21	0	3	3	1	16	0	0								
		2015-16	2	0	0	0	-2	0	0	0								
		Career Totals	23	0	3	3	-1	16	0	0								
Fortin, Alexandre	LW	2017-18	53	4	17	21	-1	22	0	0	1	0	0	0	0	0	0	0
		2018-19	47	6	6	12	+2	8	0	0								
		Career Totals	100	10	23	33	+1	30	0	0		1	0	0	0	0	0	0
Franson, Cody	D	2017-18	37	9	19	28	+9	10	6	0	13	6	7	13	+6	9	4	0
		2020-21	26	4	13	17	+1	12	1	0								
		Career Totals	63	13	32	45	+10	22	7	0								
Fraser, Colin	C	2007-08	75	17	24	41	+16	165	3	0	12	1	2	3	+4	28	0	0
Fraser, Matt	LW	2015-16	21	2	5	7	-1	10	1	0	2	0	1	1	-1	2	0	0
Freeman, Jaisen	D	2004-05	6	0	1	1	-1	0	0	0								
		2006-07	1	0	0	0	0	0	0	0								
		Career Totals	7	0	1	1	-1	0	0	0								
Fritshaw, Luke	D	2006-07	75	6	24	30	+34	180	1	0	17	1	4	5	+15	24	0	0
Frid, Rob	RW	2003-04	12	1	1	2	-3	103	0	0								
Froese, Byron	C	2011-12	57	4	6	10	-10	17	0	0								
		2012-13	9	0	2	2	+1	4	0	0								
		2013-14	28	0	5	5	+1	14	0	0								
		Career Totals	94	4	13	17	-8	35	0	0								
Fukushima, Shane	C	2000-01	1	0	0	0	+1	0	0	0								

Team Info

Hockey Ops

2022-23 Recap

Records

Playoff Records

Team History

Alumni

Season Recaps

Opponents

ROCKFORD ICEHOGS ALUMNI

Team Info	Player	Pos.	Seasons	Regular Season										Playoffs					
				GP	G	A	PTS	+/-	PIM	PP	SH	GP	G	A	PTS	+/-	PIM	PP	SH
	Gabriel, Kurtis	FW	2021-22	39	3	1	4	-11	84	0	0								
	Galvas, Jakub	D	2021-22	59	2	18	20	-1	14	0	0								
			2022-23	64	3	26	29	1	22	0	1	5	0	3	3	2	0	0	
	Career Totals			123	5	44	49	0	36	0	1	5	0	3	3	2	0	0	
Hockey Ops	Gens, Matt	D	2005-06	71	5	18	23	+31	78	3	0	4	0	2	2	+5	0	0	
			2006-07	75	8	32	40	+21	79	4	0	17	2	11	13	+11	18	1	
			Career Totals	146	13	50	63	+52	157	7	0	21	2	13	15	+16	18	1	
	Gicewicz, Carson	C	2020-21	10	0	2	2	-1	8	0	0								
			2021-22	61	5	9	14	-6	63	0	0	5	1	1	2	1	4	0	
			2022-23	43	4	2	6	-8	24	0	0								
	Career Totals			114	9	13	22	-15	95	0	0	5	1	1	2	1	4	0	
2022-23 Recap	Gillam, Mitch	G	2021-22	1	0	0	0	0	0	0	0								
	Glass, Jeff	G	2016-17	20	0	0	0	0	4	0	0								
			2017-18	28	0	0	0	0	0	0	0	3	0	0	0	0	0	0	
	Career Totals			48	0	0	0	0	4	0	0	3	0	0	0	0	0	0	
Records	Glavota, John	D	2003-04	54	3	6	9	0	36	0	1								
	Gleason, Joe	D	2013-14	7	0	1	1	-4	2	0	0								
	Giesegh, Troy	D	1999-2000	3	0	0	0	0	0	0	0								
	Gilbert, David	C	2009-10	1	0	1	1	0	0	0	0								
			2010-11	5	2	1	3	+3	2	1	0								
			2011-12	28	1	4	5	-4	13	0	0								
			2012-13	10	1	2	3	0	6	0	0								
			2013-14	10	1	0	1	-5	0	0	0								
	Career Totals			54	5	8	13	-6	21	1	0								
Playoff Records	Gilbert, Dennis	D	2018-19	63	5	9	14	-8	67	0	0								
	Gobert, Chris	RW	2004-05	61	19	34	53	+14	52	6	0	10	2	0	2	0	4	0	
	Goggin, Connor	D	2011-12	12	0	2	2	+2	2	0	0								
	Gogolev, Pavel	LW	2022-23	2	1	0	1	0	0	0	0								
	Golod, Maxim	LW	2022-23	3	0	0	0	-1	0	0	0								
	Gore, Forrest	W	2001-02	41	14	26	40	+8	60	5	1								
	Gorski, Sheldon	RW	1999-00	67	14	24	38	+8	67	5	0	3	0	0	0	-1	4	0	
	Gotovets, Kirill	D	2014-15	12	1	1	2	2	8	0	0	8	1	1	2	-1	2	0	
		2015-16	62	2	14	16	+6	37	0	0	3	0	0	0	-1	0	0		
	Career Totals			74	3	15	18	+8	45	0	0	11	1	1	2	-2	2	0	
Team History	Greentree, Kyle	LW	2009-10	64	25	20	45	+10	57	7	0	3	0	0	0	-1	19	0	
	Grimaldi, Rocco	RW	2022-23	16	6	11	17	7	12	0	0	5	1	3	4	-3	2	0	
	Groulx, Danny	D	2008-09	80	6	34	40	+18	58	2	0	4	0	2	2	-2	2	0	
	Guidarelli, T.J.	W	2001-02	33	9	18	27	+12	8	1	1								
	Guerreriero, Jason	C	2006-07	2	0	2	2	0	0	0	0								
	Gust, David	LW	2022-23	65	26	33	59	4	54	4	0	5	2	1	3	-2	0	0	
	Gustafsson, Erik	D	2015-16	27	3	8	11	+1	38	1	1								
			2016-17	68	5	25	30	-27	40	1	0								
		2017-18	25	3	14	17	-3	18	2	0									
	Career Totals			120	11	47	58	-29	96	4	1								
Alumni	Guttman, Cole	C	2022-23	39	16	14	30	6	26	5	0								
	Guze, Ray	F	2001-02	2	1	0	1	0	2	0	0								
	Guzior, Russ	F	2001-02	13	1	2	3	-4	2	0	0								
	Hagel, Brandon	LW	2018-19	8	0	1	1	-4	2	0	0								
			2019-20	59	19	12	31	0	38	4	0								
	Career Totals			67	19	13	32	-4	40	4	0								
Season Recaps	Hagel, Kyle	LW	2009-10	9	0	0	0	-3	36	0	0								
			2010-11	77	5	8	13	-11	245	0	0								
			Career Totals	86	5	8	13	-14	281	0	0								
	Haggerty, Ryan	RW	2015-16	36	9	4	13	+2	17	1	0	1	0	0	0	-1	0	0	
	Hakkarainen, Mikael	C	2019-20	8	0	0	0	-1	0	0	0								
			2020-21	6	0	0	0	1	2	0	0								
	Career Totals			14	0	0	0	0	2	0	0								
Opponents	Hambly, Tim	D	2008-09	79	4	25	29	+8	51	0	0	4	0	0	0	-4	0	0	
	Harvey, Jeff	G	2004-05	10	0	0	0	0	0	0	0								
	Hankinson, Randy	D	2004-05	9	0	2	2	-4	8	0	0								
	Hardman, Mike	LW	2021-22	43	19	13	32	8	8	8	1	5	0	0	0	-2	2	0	
			2022-23	58	5	13	18	-14	36	2	0	5	0	0	0	-2	2	0	
	Career Totals			101	24	26	50	-6	44	10	1	10	0	0	0	-4	4	0	

ROCKFORD ICEHOGS ALUMNI

Player	Pos.	Seasons	Regular Season								Playoffs							
			GP	G	A	PTS	+/-	PIM	PP	SH	GP	G	A	PTS	+/-	PIM	PP	SH
Harrison, Terry	RW	2004-05	73	21	25	46	+1	82	7	0	13	1	2	-2	18	0	0	
Hartman, Ryan	RW	2013-14	9	3	4	7	-1	8	1	0								
		2014-15	69	13	24	37	+14	120	3	0	8	2	1	3	-6	8	1	0
		2015-16	61	15	20	35	+16	129	2	1	3	1	0	1	2	4	1	0
		Career Totals	109	31	48	79	+29	257	6	1	11	3	1	4	-4	12	2	0
Havlik, Ales	D	2001-02	3	0	1	1	+3	0	0	0								
Hayden, John	RW	2017-18	24	5	12	17	0	7	2	0	13	3	0	3	-1	2	0	
Hayes, Jimmy	RW	2010-11	7	0	0	0	0	2	0	0								
		2011-12	33	7	16	23	-3	11	1	0								
		2012-13	67	25	20	45	0	67	8	2								
		2013-14	13	4	4	8	-5	2	1	1								
		Career Totals	120	36	40	76	-8	82	10	3								
Hebert, Jay	F	2001-02	2	0	0	0	-2	0	0	0								
		2002-03	40	7	13	20	-7	35	1	1								
		Career Totals	42	7	13	20	-9	35	1	1								
Hedden, Mike	LW	2010-11	1	0	0	0	+1	0	0	0								
Hendry, Jordan	D	2007-08	45	3	4	7	-3	58	0	0	1	0	0	0	-1	2	0	0
		2008-09	53	3	6	9	+4	45	0	0	4	0	0	0	-3	2	0	0
		Career Totals	98	6	10	16	+1	103	0	0	5	0	0	0	-4	4	0	0
Henningson, Dan	D	2011-12	1	0	0	0	+1	0	0	0								
Hersh, Harold	C	2001-02	29	7	7	14	0	60	3	1								
Hessler, Corey	D	2005-06	52	9	32	41	+14	79	6	0	8	2	2	4	-2	4	2	0
		2006-07	54	4	8	12	+6	38	2	0	17	2	1	3	-4	12	1	0
		Career Totals	106	13	40	53	+20	117	8	0	25	4	3	7	-6	16	3	0
Hewer, Oak	W	2001-02	72	14	27	41	-18	97	2	0								
		2002-03	53	8	9	17	-15	38	3	0	3	0	1	1	-4	2	0	0
		Career Totals	125	22	36	58	-33	135	5	0	3	0	1	1	-4	2	0	0
Highmore, Matthew	LW	2017-18	64	24	19	43	-6	24	8	1	13	2	7	9	+8	2	1	0
		2018-19	12	3	6	9	+1	6	0	1								
		2019-20	21	4	8	12	+5	14	0	1								
		Career Totals	97	31	33	64	0	44	8	3	13	2	7	9	+8	2	1	0
Hildebrand, Jake	G	2016-17	3	0	0	0	0	0	0	0								
Hillis, Cameron	C	2022-23	18	0	2	2	-2	4	0	0								
Hillman, Blake	D	2018-19	54	1	3	4	-14	20	0	0								
Hinoestroza, Vinnie	C	2014-15	5	0	2	2	-2	0	0	0								
		2015-16	66	18	33	51	+7	24	3	1	3	0	0	0	-3	2	0	0
		2016-17	15	3	4	7	-8	4	0	0								
		2017-18	23	9	13	22	+7	8	1	1								
		Career Totals	109	30	52	82	+4	36	4	2	3	0	0	0	-3	2	0	0
Hjalmarsson, Niklas	D	2007-08	47	4	9	13	-8	31	2	0	12	0	4	4	+2	8	0	0
		2008-09	52	2	16	18	+12	53	2	0								
		Career Totals	99	6	25	31	+4	84	4	0	12	0	4	4	+2	8	0	0
Hobson, Adam	C	2007-08	25	1	4	5	0	36	0	0								
		2008-09	41	5	9	14	+7	50	0	0	4	0	0	0	0	2	0	0
		2009-10	31	2	5	7	-2	42	0	0	3	0	0	0	-3	4	0	0
		2012-13	2	0	0	0	0	0	0	0								
		Career Totals	99	8	18	26	+5	128	0	0	7	0	0	0	-3	6	0	0
Hodgson, Gavin	D	2003-04	33	0	1	1	-12	52	0	0								
Holl, Justin	D	2014-15	2	0	0	0	-1	0	0	0								
Holland, Peter	C	2018-19	21	7	9	16	+1	8	1	0								
Holliday, Kevin	D	1999-00	20	0	1	1	-6	169	0	0	2	0	0	0	0	19	0	0
Holm, Philip	D	2019-20	30	4	11	15	+4	22	1	0								
Homer, Henzie	W	2002-03	76	16	12	28	-6	173	2	0	3	0	1	1	-2	6	0	0
		2003-04	64	3	10	13	-32	113	1	0								
		Career Totals	140	19	22	41	-38	286	3	0	3	0	1	1	-2	6	0	0
Hoogsteen, David	W	2001-02	73	33	36	69	-1	63	7	3								
Hotham, Andrew	D	2005-06	10	0	1	1	-1	47	0	0	6	0	1	1	+1	14	0	0
Hotham, Scott	D	2004-05	2	0	1	1	-1	2	0	0	10	0	4	4	+6	4	0	0
Howarth, Kale	LW	2021-22	12	2	1	3	-5	11	0	0								
	LW	2022-23	31	0	2	2	-7	18	0	0								
		Career Totals	43	2	3	5	-12	29	0	0								
Hueppelsheuser, Jason	D	1999-00	5	0	0	0	-1	2	0	0								

Team Info

Hockey Ops

2022-23 Recap

Records

Playoff Records

Team History

Alumni

Season Recaps

Opponents

ROCKFORD ICEHOGS ALUMNI

Team Info	Player	Pos.	Seasons	Regular Season								Playoffs							
				GP	G	A	PTS	+/-	PIM	PP	SH	GP	G	A	PTS	+/-	PIM	PP	SH
Team Info	Hunt, Grady	G	2004-05	8	0	0	0	-	0	0	0								
	Hutton, Carter	G	2011-12	43	0	2	2	0	17	0	0								
			2012-13	51	0	2	2	0	17	0	0								
	Career Totals			94	0	4	4	0	34	0	0								
Hockey Ops	Lacopelli, Matheson	LW	2016-17	8	1	3	4	-2	0	0	0								
			2017-18	50	11	8	19	+7	10	2	0								
			2018-19	27	2	2	4	-7	19	0	0								
			Career Totals	85	14	13	27	-2	29	2	0								
Hockey Ops	Ivanans, Raitis	D	2002-03	50	4	2	6	-9	208	0	0								
			2003-04	1	0	0	0	-1	0	0	0								
			Career Totals	51	4	2	6	-10	208	0	0								
2022-23 Recap	Janik, Doug	D	2008-09	4	0	2	2	+2	4	0	0								
	Jessiman, Hugh	RW	2010-11	25	3	2	5	-4	27	1	0								
	Jardine, Sam	D	2015-16	6	0	0	0	-1	7	0	0								
	Johansson, Lars	G	2016-17	39	0	1	1	0	0	0	0								
	Johns, Stephen	D	2013-14	8	1	4	5	2	4	0	0								
			2014-15	51	4	17	21	30	44	0	1	8	3	4	7	+4	4	0	0
	Career Notes	59	5	21	26	32	48	0	1										
Records	Johnson, Aaron	D	2008-09	2	0	1	1	0	4	0	0								
	Johnson, Chaz	RW	2005-06	66	23	22	45	+11	248	5	0	9	6	1	7	+1	23	1	0
			2006-07	45	14	12	26	+8	114	2	1	17	6	9	15	+15	16	1	1
	Career Totals	111	37	34	81	+19	362	7	1			26	12	10	22	+16	39	2	1
Records	Johnson, Luke	C	2016-17	73	8	9	17	-24	31	1	0								
			2017-18	73	13	17	30	-4	62	3	0	13	4	4	8	+7	6	1	0
			2018-19	53	18	13	31	-13	34	4	0								
			Career Totals	199	39	39	78	-41	127	8	0			13	4	4	8	+7	6
Playoff Records	Johnson, Reese	C	2018-19	6	0	4	4	0	2	0	0								
			2019-20	52	4	4	8	-7	63	0	1								
			2020-21	18	4	4	8	4	40	0	0								
			2021-22	7	1	2	3	0	0	0	0								
			Career Totals	83	9	14	23	-3	105	0	1								
Team History	Johnson, Ryan	C	2010-11	1	0	0	0	-1	0	0	0								
	Johnstone, Jeff	C	2003-04	31	7	14	21	-9	20	1	0								
	Jokiharju, Henri	D	2018-19	30	2	15	17	+7	14	1	0								
	Jordan, Zach	RW	2022-23	16	1	0	1	-3	10	0	0								
	Jurco, Tomas	LW	2017-18	36	13	12	25	+4	38	2	0								
	Kalynuk, Wyatt	D	2020-21	8	2	8	10	-1	6	2	0								
			2021-22	52	7	20	27	-3	55	3	0	5	0	1	1	-7	6	0	0
Career Totals	60	9	28	37	-4	61	5	0			5	0	1	1	-7	6	0	0	
Alumni	Kampf, David	RW	2017-18	33	7	11	18	+1	14	1	0	13	1	0	1	0	2	0	0
	Karisson, Henrik	G	2012-13	18	0	0	0	0	12	0	0								
	Kearns, Bracken	C	2009-10	80	15	36	51	+8	99	5	1	4	0	2	2	+1	2	0	0
	Kearns, Justin	RW	2000-01	66	27	20	47	-20	85	8	0								
	Keith, Matt	C	2009-10	69	21	20	41	-7	27	3	6	4	0	0	0	-4	2	0	0
	Kenny, Shane	D	2003-04	4	0	1	1	+3	8	0	0								
	Kero, Tanner	C	2014-15	6	5	0	5	+3	0	0	0	6	2	1	3	-3	0	0	0
			2015-16	60	20	19	39	+15	23	3	1	3	0	2	2	-3	0	0	0
			2016-17	28	7	13	20	-7	14	3	0								
			2017-18	36	8	12	20	-10	8	1	0	12	0	3	3	0	8	0	0
	Career Totals	130	40	44	84	+1	45	7	1			21	2	6	8	-6	8	0	0
Season Recaps	Kerr, Kevin	W	2002-03	18	14	12	26	+6	12	2	0	3	2	0	2	-2	8	0	0
	Kersey, Brant	D	2002-03	4	0	0	0	0	0	0	0	3	0	2	2	+1	0	0	0
	Kessel, Blake	D	2013-14	3	0	0	0	-2	0	0	0								
	Kim, Alex	C	2004-05	35	8	20	28	+1	8	3	1	13	4	12	16	+7	27	0	0
	Klein, Kevin	D	2004-05	3	2	1	3	-1	0	1	1								
	Klinkhammer, Rob	LW	2008-09	76	15	18	33	+14	32	0	0	4	0	1	1	0	0	0	0
			2009-10	72	10	13	23	-5	38	1	0	4	1	1	2	-1	7	0	0
			2010-11	76	17	29	46	+14	63	0	1								
Career Totals	166	27	35	62	+5	76	1	0			8	1	2	3	-1	7	0	0	
Opponents	Kostka, Michael	D	2013-14	2	0	1	1	+3	2	0	0								
	Knight, Mike	D	2007-08	2	0	0	0	0	8	0	0								
	Knott, Graham	C	2017-18	70	4	5	9	-1	23	0	0								
			2018-19	56	4	9	13	-8	24	0	0								
	Career Totals	126	8	14	22	-9	47	0	0										

ROCKFORD ICEHOGS ALUMNI

Player	Pos.	Seasons	Regular Season							Playoffs								
			GP	G	A	PTS	+/-	PIM	PP	SH	GP	G	A	PTS	+/-	PIM	PP	SH
Knudsen, Tim	G	2001-02	1	0	0	0	0	0	0	0	0							
Koci, David	D	2007-08	7	0	0	0	-1	25	0	0								
Kontiola, Petri	C	2007-08	66	18	50	68	+17	32	7	0	12	5	5	10	0	4	3	0
		2008-09	61	15	38	53	+3	22	7	1								
Career Totals			127	43	88	131	+20	54	14	2	12	5	5	10	0	4	3	0
Koskela, Terho	D	1999-00	11	1	5	6	-8	10	1	0								
Koski, Kris	W	2005-06	1	1	0	1	+1	2	0	0								
Kostuch, Jeff	C	1999-00	12	0	1	1	-2	10	0	0								
Kotlyk, Seamus	G	2004-05	6	0	0	0	0	0	0	0								
Kozel, Vitali	C	2000-01	6	0	1	1	-4	8	0	0								
Krivomaz, Evgeny	D	1999-00	69	5	19	24	-7	100	2	0	3	0	2	2	+2	6	0	0
		2000-01	11	23	34	-17	76	6	0	0								
Career Totals			140	16	42	58	-24	176	8	0	3	0	2	2	+2	6	0	0
Krutil, Michael	D	2020-21	21	0	3	3	-6	6	0	0								
		2021-22	7	0	0	0	0	0	0	0								
Career Totals			28	0	3	3	-6	6	0	0								
Kruger, Marcus	C	2012-13	34	8	14	22	-1	24	5	0								
		2003-04	4	1	0	1	-4	0	0	0								
Krumpschmid, Norm	D	2018-19	9	0	4	4	-4	8	0	0								
		2019-20	41	2	6	8	-5	18	0	0								
Krys, Chad	D	2020-21	6	0	2	2	-5	0	0	0								
		2021-22	8	0	1	1	-2	2	0	0								
Career Totals			64	2	13	15	-16	28	0	0								
Kurashev, Philipp	C	2018-19	3	0	0	0	-2	0	0	0								
		2019-20	36	7	12	19	+5	8	2	0								
Kurashev, Philipp	C	2021-22	3	2	1	3	2	0	1	1								
		Career Totals	42	9	13	22	5	8	3	1								
Labelle, Eric	RW	2004-05	67	10	7	17	+5	390	2	0	11	1	1	2	0	64	0	0
Labrie, Pierre-Cedric	LW	2014-15	60	9	7	16	+3	113	1	1	8	0	1	1	-3	28	0	0
		2015-16	66	20	14	34	+1	102	3	1								
Labrie, Pierre-Cedric	LW	2016-17	52	1	7	8	-12	96	0	0								
		Career Totals	178	30	28	58	+8	311	4	2								
Lafèche, Miguel	C	2004-05	80	17	31	48	+18	48	1	2	13	0	4	4	+5	4	0	0
		2009-10	8	1	1	2	0	11	1	1	3	0	0	0	-6	2	0	0
Lafèche, Miguel	C	2010-11	73	5	27	32	-16	76	0	0								
		2011-12	64	2	11	13	-2	100	0	0								
Lafèche, Miguel	C	2012-13	59	5	18	23	0	91	1	1								
		Career Totals	204	13	57	70	-18	278	2	2	3	0	0	0	-6	2	0	0
Landmesser, Derek	D	1999-00	55	10	28	38	+3	95	3	1	3	1	4	5	0	4	0	0
		2012-13	1	0	0	0	0	0	0	0								
Lang, Mickey	C	2016-17	66	8	6	14	-4	13	1	1								
		2000-01	66	16	30	46	-13	44	3	0								
Langlois, Jeremy	RW	2018-19	19	0	0	0	0	0	0	0								
		2019-20	21	0	0	0	0	0	0	0								
Career Totals			40	0	0	0	0	0	0	0								
Latta, Michael	C	2016-17	32	3	13	16	-8	61	0	0								
		2010-11	2	0	1	1	+1	4	0	0								
Lavin, Joe	D	2011-12	71	3	14	17	-2	20	0	0								
		2012-13	39	1	8	9	0	16	0	0								
Career Totals			112	4	23	27	-1	40	0	0								
Laylin, Cory	D	2004-05	36	4	13	17	+4	19	2	0								
		2012-13	27	0	11	11	-12	18	0	0								
Lebda, Brett	D	2013-14	76	7	15	22	-4	18	4	0								
		2014-15	41	4	2	6	-1	8	0	0								
Career Totals			117	11	17	28	-5	26	4	0								
LeBlanc, Drew	C	2013-14	76	7	15	22	-4	18	4	0								
		2014-15	41	4	2	6	-1	8	0	0								
Career Totals			117	11	17	28	-5	26	4	0								
LeBlanc, Peter	C	2010-11	57	12	18	30	-8	12	3	0								
		2011-12	72	24	20	44	+4	14	6	0								
LeBlanc, Peter	C	2012-13	34	4	8	12	-5	15	0	0								
		Career Totals	163	40	46	90	-9	27	9	0								
Leddy, Nick	D	2010-11	22	2	8	10	-7	2	0	0								
		2012-13	31	3	13	16	-2	12	1	0								
Career Totals			53	5	21	26	-9	14	1	0								
Lefebvre, Philippe	LW	2013-14	29	4	0	4	-3	2	0	0								

Team Info

Hockey Ops

2022-23 Recap

Records

Playoff Records

Team History

Alumni

Season Recaps

Opponents

ROCKFORD ICEHOGS ALUMNI

Team Info	Regular Season											Playoffs							
	Player	Pos.	Seasons	GP	G	A	PTS	+/-	PIM	PP	SH	GP	G	A	PTS	+/-	PIM	PP	SH
Team Info	LeGuerrier, Jacob	D	2021-22	4	0	0	0	-3	9	0	0								
	Leighton, Michael	G	2014-15	42	0	2	2	0	2	0	0	8	0	0	0	2	0	0	0
			2015-16	46	0	0	0	0	0	0	0								
Hockey Ops	Lepine, Jason	D	2008-09	1	0	1	1	+2	2	0	0								
	Letizia, Mike	D	2005-06									9	1	2	3	+4	4	0	0
			2006-07	64	1	15	16	+16	25	0	0	13	1	0	1	-2	8	0	0
	Career Totals			64	1	15	16	+16	25	0	0	22	2	2	4	+2	12	0	0
2022-23 Recap	Lewis, Adam	LW	1999-00	16	0	1	1	-5	41	0	0								
	Liambas, Mike	LW	2015-16	44	1	1	2	-4	188	0	1	3	0	0	0	16	0	0	0
	Lindh, Fredrik	D	1999-00	5	0	1	1	-1	2	0	0								
	Lindholm, Anton	D	2020-21	16	1	2	3	-9	2	0	0								
	Lindin, Anders	W	2002-03	11	0	2	2	-2	20	0	0	1	0	0	0	0	0	0	0
	Linnik, Maxim	D	2000-01	5	0	0	0	0	10	0	0								
	Lizon, Erick	RW	2006-07	52	1	6	7	+4	137	0	0								
	Loen, Matt	C	2002-03	76	22	52	74	+1	48	7	2	3	0	1	1	-2	0	0	0
	Loikets, Chad	D	2006-07	1	0	0	0	+1	0	0	0								
	Louis, Anthony	C	2016-17	13	1	2	3	-9	4	0	0								
Records			2017-18	70	14	30	44	+6	8	3	0	9	0	5	5	-5	0	0	0
			2018-19	74	12	22	34	+3	28	4	0								
	Career Totals			157	27	54	81	0	20	7	0	9	0	5	5	-5	0	0	0
	Lukasak, Jeff	W/D	2003-04	3	0	0	0	-8	2	0	0								
Playoff Records	Lundberg, Martin	C	2016-17	67	9	12	21	1	30	1	0								
	Lutz, Nathan	D	2003-04	35	6	12	18	+6	55	1	1								
			2004-05	75	14	25	39	+30	131	4	0	13	3	10	13	+10	20	1	0
			2005-06	8	2	4	6	0	20	1	0								
	Career Totals			194	33	76	109	+51	381	13	2	30	6	18	24	+27	40	1	0
Team History	Lyke, R.C.	D	2003-04	13	1	4	5	-1	39	0	0								
	Lynch, Bobby	RW	2022-23	64	11	8	19	-4	16	3	0	5	1	0	1	-1	4	0	0
	MacArthur, Pete	LW	2008-09	64	14	11	25	-3	27	2	0	4	0	0	0	-8	0	0	0
			2009-10	71	8	31	42	+2	33	2	0	3	0	1	1	0	0	0	0
Alumni	Career Totals			135	22	42	67	-1	60	4	0	7	0	1	-8	0	0	0	0
	MacAulay, Kenny	D	2007-08	18	0	1	1	-6	17	0	0								
	MacDonald, Matt	D	2007-08	22	0	2	2	+1	39	0	0								
	MacIntyre, Drew	G	2015-16	8	0	0	0	0	0	0	0								
	Magers, Marty	G	2004-05	2	0	0	0	-	0	0	0								
	Makarov, Igor	RW	2010-11	68	11	13	24	-8	49	2	1								
	Makombo, Alexandre	D	1999-00	35	1	1	2	-4	137	0	0	2	0	0	0	0	18	0	0
	Maksimovich, Kyle	LW	2017-18	4	0	0	0	-2	2	0	0								
	Malts, Vince	D/RW	2004-05	79	11	15	26	+10	214	4	0	7	0	0	0	0	18	0	0
	Career Totals			81	11	15	26	+10	214	4	0	7	0	0	0	0	18	0	0
Season Recaps	Manning, Neil	D	2018-19	3	0	0	0	0	2	0	0								
	Margettie, Donnie	RW	2003-04	75	18	30	48	-30	218	6	2								
	Markusen, Joe	D	2005-06	16	2	3	5	+3	8	0	0								
	Marr, Steve	D	2007-08	13	0	1	1	+5	6	0	0								
	Martinsen, Andreas	LW	2017-18	64	12	16	28	+7	62	1	0	13	2	3	5	+3	32	0	0
			2018-19	38	3	8	11	-3	32	0	0								
Opponents	Career Totals			102	15	24	39	+4	94	1	0	13	2	3	5	+3	32	0	0
	Marsh, Tyson	D	2007-08	11	2	2	4	+6	19	0	0	12	0	2	2	+4	4	0	0
	Mashinter, Brandon	LW	2013-14	47	14	14	28	-8	79	5	0	8	3	3	6	+2	4	1	0
			2014-15	69	17	15	32	4	57	6	0								
			2015-16	12	4	3	7	0	11	1	0								
Opponents	Career Totals			189	50	47	97	-24	217	16	0	8	3	6	+2	4	1	0	0
	Mattson, Nick	D	2015-16	17	1	6	7	+4	0	0	0	2	0	1	1	-5	0	0	0
			2016-17	2	0	0	0	+2	2	0	0								
Opponents	Career Totals			19	1	6	7	+6	2	0	0	2	0	1	-5	0	0	0	0
	McArdle, Josh	D	2018-19	19	1	2	3	-4	6	0	0								
			2019-20	4	0	0	0	-2	0	0	0								
	Career Totals			23	1	2	3	-6	6	0	0								
McArdle, Kenndal	LW	2012-13	30	3	2	5	-3	55	1	0									
McCosen, Ian	D	2019-20	56	2	6	8	-13	74	0	0									
McEachran, Sean	RW	1999-00	20	0	0	0	-4	21	0	0									
McIntosh, Ryan	G	2002-03	8	0	0	0	-	0	0	0									

ROCKFORD ICEHOGS ALUMNI

Player	Pos.	Seasons	Regular Season							Playoffs								
			GP	G	A	PTS	+/-	PIM	PP	SH	GP	G	A	PTS	+/-	PIM	PP	SH
McKay, Riley	LW	2020-21	12	0	1	1	-4	25	0	0								
		2021-22	4	0	0	0	-3	9	0	0								
		Career Totals	16	0	1	1	-7	34	0	0								
McKinlay, Barry McLaughlin, Dylan	D	1999-00	37	11	23	34	0	26	4	2								
		C	2018-19	7	0	2	2	-3	0	0	0							
	C	2019-20	28	2	5	7	-7	6	1	0								
		2020-21	28	8	14	22	-6	2	3	2								
		2021-22	55	13	29	42	4	4	3	0	5	1	0	1	-3	0	0	0
		Career Totals	118	23	50	73	-12	12	7	2	5	1	0	1	-3	0	0	0
McLean, Brett McMaster, Molly McMorrow, Sean McNeill, Mark	C	2011-12	36	7	14	21	-11	20	1	0								
	W	2005-06	1	0	0	0	0	0	0	0								
	RW	2008-09	25	0	0	0	0	141	0	0								
	C	2011-12	7	0	0	0	-2	12	0	0								
		2012-13	5	0	0	0	-1	0	0	0								
	C	2013-14	76	18	19	37	-12	46	6	0								
		2014-15	63	23	21	44	14	23	4	1	8	2	2	4	+3	2	1	0
		2015-16	64	25	23	48	-4	33	8	2	3	1	1	2	-3	0	0	0
		2016-17	58	6	22	28	-17	23	3	1								
		Career Totals	273	72	85	157	-22	137	21	4	11	3	3	6	0	2	1	0
	Milliken, Rob Mills, Brad	D	1999-00	29	3	3	6	-6	44	2	0							
C			2012-13	33	7	9	16	+8	60	0	1							
C		2013-14	28	8	6	14	-5	49	3	0								
		Career Totals	61	15	15	30	+3	109	3	1								
Mitchell, Garrett	RW	2019-20	15	4	2	6	-2	9	0	0								
		2020-21	29	3	2	5	-14	44	0	0								
		2021-22	67	6	9	15	-16	91	0	0	5	0	0	0	0	4	0	0
		2022-23	24	0	0	0	0	46	0	0								
		Career Totals	111	13	13	26	-32	144	0	0	5	0	0	0	0	4	0	0
Mitchell, Ian	D	2020-21	5	0	1	1	-1	0	0	0								
		2021-22	57	11	24	35	-2	19	6	0	5	1	1	2	1	0	1	0
		2022-23	5	2	4	6	6	4	2	0								
		Career Totals	67	13	29	42	3	23	8	0	5	1	1	2	1	0	1	0
Miskovic, Zach	D	2013-14	15	0	7	7	+11	10	0	0								
		2014-15	42	2	6	8	+4	40	0	0	2	1	0	1	0	2	0	0
		Career Notes	57	2	13	15	+15	50	0	0								
Mizerek, Josh Mizzi, Preston	D	2005-06	13	0	4	4	-7	2	0	0								
	C	2005-06	64	38	35	73	+21	150	17	2	9	0	10	10	-1	32	0	0
		2006-07	61	31	44	75	+24	95	7	4	17	9	11	20	+8	45	2	1
		Career Totals	125	69	79	148	+45	245	24	6	26	9	21	30	+7	77	2	1
Moberg, Cole Montador, Steve Moreland, Jake Morgan, Gavin Morin, Jeremy	D	2020-21	22	1	4	5	2	14	0	0								
		D	2012-13	14	2	3	5	+1	13	1	0							
	G	2006-07	11	0	1	1	-	0	0	0	4	0	0	0	-	0	0	0
		C	2007-08	47	2	9	11	-6	95	0	0	11	1	1	2	+2	24	0
	LW	2010-11	22	8	4	12	+2	34	5	0								
		2011-12	69	18	22	40	+9	121	7	1								
		2012-13	67	30	28	58	+2	86	12	3								
		2013-14	47	24	23	47	+9	58	6	0								
		2014-15	3	1	0	1	-1	2	1	0								
		2015-16	28	9	13	22	+7	24	1	1								
Career Totals	236	90	90	180	+28	325	32	5										
Morris, Cale	G	2020-21	7	0	0	0	0	0	0	0								
		2021-22	7	0	0	0	0	0	0	0	1	0	0	0	0	0	0	
		Career Totals	14	0	0	0	0	0	0	0	1	0	0	0	0	0	0	
Morrison, Brad Morrison, Cameron Moutrey, Nick	C	2020-21	6	3	2	5	6	2	0	0								
		LW	2021-22	43	5	9	14	1	6	0	0	4	0	1	1	1	0	0
	RW	2018-19	49	1	4	5	-10	22	0	0								
		2019-20	52	5	6	11	-7	33	0	1								
		Career Totals	101	6	10	16	-17	55	0	1								
Moynihan, Connor Miller, Kelly Miller, Matt Mosey, Evan Mosienko, Tyler	LW	2018-19	2	0	0	0	0	4	0	0								
	LW	2003-04	67	18	26	44	+11	120	3	2								
	LW	2000-01	18	0	2	2	-4	9	0	0								
	RW	2016-17	41	4	5	9	-1	15	0	0								
	C	2008-09	15	4	7	11	+4	11	3	0	4	1	1	2	-1	2	1	0

Team Info

Hockey Ops

2022-23 Recap

Records

Playoff Records

Team History

Alumni

Season Recaps

Opponents

ROCKFORD ICEHOGS ALUMNI

Team Info	Player	Pos.	Seasons	Regular Season								Playoffs							
				GP	G	A	PTS	+/-	PIM	PP	SH	GP	G	A	PTS	+/-	PIM	PP	SH
Team Info	Motte, Tyler	F	2015-16	5	2	3	5	+4	2	1	0								
			2016-17	43	10	6	16	-19	20	3	0								
			Career Totals	48	12	9	21	-15	22	4	0	3	2	0	2	-5	0	1	0
Hockey Ops	Mullane, Pat	LW	2013-14	46	6	7	13	0	15	2	0								
			2001-02	34	1	13	14	-18	25	1	0								
	Murray, Darwin	D	2001-02	44	1	11	12	+2	19	0	0								
			2002-03	11	0	2	2	+1	4	0	0								
			Career Totals	55	1	13	14	+3	23	0	0								
Nardella, Bob	D	2003-04	44	7	38	45	-5	82	3	1									
		2005-06	26	3	19	22	+3	18	2	0									
		Career Totals	70	10	27	67	-2	100	5	1									
2022-23 Recap	Nesbitt, Derek	RW	2007-08	46	17	18	35	0	6	4	0	12	3	3	6	-2	12	1	0
			2009-10	23	4	1	5	-2	6	1	0								
			Career Totals	69	21	19	40	-2	12	5	0	12	3	3	6	-2	12	1	0
	Niemi, Antti	G	2008-09	38	0	0	0	-	4	0	0	2	0	0	0	-	0	0	0
Records	Nightingale, Jared	D	2013-14	67	1	3	4	-14	114	0	0								
			2018-19	61	15	17	32	-5	22	8	0								
	Nilsson, Jacob	C	2019-20	62	7	14	21	-12	26	3	1								
			Career Totals	63	22	31	53	-17	48	11	1								
Playoff Records	Noel, Nathan	C	2017-18	17	1	0	1	-2	18	0	0								
			2018-19	46	2	4	6	-8	55	0	1								
			2019-20	8	0	0	0	-1	10	0	0								
			Career Totals	71	3	4	7	-11	83	0	1								
Team History	Nordstrom, Joakim	C	2012-13	11	0	3	3	+2	12	0	0								
			2013-14	58	17	16	33	+9	21	4	0								
			2014-15	23	9	7	16	-1	19	5	0								
			Career Totals	92	26	26	52	+10	52	10	0								
Opponents	Norell, Robin	D	2014-15	0	0	0	0	0	0	0	0	3	0	0	0	0	2	0	0
			2015-16	8	0	2	2	+4	2	0	0	2	0	0	0	-2	2	0	0
			2016-17	65	1	8	9	-21	18	0	0								
			2017-18	17	1	0	1	-2	18	0	0								
Alumni	Notermann, Jason	W	2005-06	71	29	52	81	+22	178	12	2	9	2	3	5	+1	10	0	1
			2006-07	60	15	18	33	+24	103	4	1	16	5	2	7	+3	33	1	0
			Career Totals	131	44	70	114	+46	281	16	3	25	7	5	12	+4	43	1	1
Season Recaps	Nourislamov, Evgueni	D	2005-06	23	4	8	12	+8	12	0	0								
			2002-03	50	0	1	1	0	4	0	0	2	0	0	0	0	0	0	0
	Nicklin, Brant	G	2021-22	23	8	4	12	-10	2	2	0								
			2017-18	1	0	0	0	-1	0	0	0								
	Olesz, Rostislav	W	2011-12	50	17	24	44	+7	32	7	0								
			2012-13	14	7	12	19	+5	4	1	0								
			Career Totals	64	24	36	63	+12	36	8	0								
Opponents	Olimb, Mathis	C	2010-11	60	10	22	32	+8	22	3	1								
			2018-19	2	0	0	0	-2	0	0	0								
			2002-03	64	3	10	13	-13	113	0	2	3	0	0	0	-1	19	0	0
			2010-11	42	0	4	4	-18	10	0	0								
			Career Totals	152	6	24	30	-24	89	2	0								
Opponents	Osipov, Dmitry	D	2018-19	8	0	2	2	0	13	0	0								
			2019-20	28	1	0	1	-4	44	0	0								
			2020-21	22	2	4	6	-10	34	0	0								
			Career Totals	103	6	8	14	-26	174	0	0								
Opponents	Pace, Joe	D	2003-04	7	0	0	0	-3	7	0	0								
			2004-05	1	0	0	0	0	0	0	0								
			Career Totals	8	0	0	0	-3	7	0	0								
	Paille, Daniel	LW	2015-16	31	1	3	4	-5	2	0	0								
Paiment, Jonathan	D	2007-08	3	2	0	2	+1	4	0	0									

ROCKFORD ICEHOGS ALUMNI

Player	Pos.	Seasons	Regular Season										Playoffs					
			GP	G	A	PTS	+/-	PIM	PP	SH	GP	G	A	PTS	+/-	PIM	PP	SH
Paradis, Philippe	LW	2010-11	4	1	0	1	-2	2	0	0								
		2011-12	58	5	11	16	-11	39	1	0								
		2012-13	36	1	7	8	4	100	0	0								
		Career Totals	98	7	18	25	-9	141	1	0								
Paradise, Chris	RW	2003-04	17	6	6	12	-1	31	2	0								
		2003-04	60	30	34	64	-3	94	11	3	3	0	1	1	0	17	0	0
		1999-00	72	20	9	29	+4	30	0	0								
		2013-14	45	0	6	6	+6	100	0	0								
		2008-09	71	29	26	55	-6	45	8	0	4	1	0	1	-7	6	1	0
		2004-05	80	1	17	18	+22	62	0	0	13	0	0	0	-2	8	0	0
		2005-06	76	2	21	23	+14	76	1	0	9	0	2	2	+5	11	0	0
Career Totals	156	3	38	41	+36	148	1	0	22	0	2	2	+3	19	0	0	0	
Pelletier, William	LW	2016-17	8	3	4	7	+2	0	1	0								
		2017-18	69	14	15	29	+13	18	1	2	13	2	0	2	-2	6	0	0
		2018-19	41	7	10	17	+5	22	0	0	13	2	0	2	-2	6	0	0
		Career Totals	118	24	29	53	+20	40	2	2	13	2	0	2	-2	6	0	0
Périard, Michel	D	2000-01	31	3	14	17	-6	20	1	0								
		2022-23	13	1	0	2	-1	9	0	0								
		1999-00	7	0	0	0	0	4	0	0								
		2009-10	80	8	29	37	+20	88	3	0	4	0	0	0	0	4	0	0
		2009-10	14	2	4	6	-9	27	0	0								
		2009-10	52	0	6	6	+14	52	0	0	4	0	0	0	-1	0	0	0
		2020-21	64	10	15	25	0	46	0	1	5	0	2	2	3	4	0	0
		2021-22	51	6	17	23	10	80	0	0	5	1	2	3	-1	2	1	0
		2022-23	51	6	17	23	10	80	0	1	5	1	2	3	-1	2	1	0
		Career Totals	142	18	39	57	+7	140	0	1	10	1	4	5	+2	6	1	0
Philp, Luke	C	2022-23	60	29	24	53	17	29	11	2	5	0	2	2	-1	0	0	0
		2008-09	41	5	9	14	-1	16	1	0	4	0	0	0	0	2	1	0
		2010-11	70	12	31	43	-6	50	2	0								
		2011-12	66	23	33	56	+9	36	7	1								
		2012-13	76	22	53	75	+11	72	7	0								
		2013-14	26	11	15	26	-1	10	2	1								
		2020-21	7	8	2	10	-2	0	3	0								
		2021-22	3	3	1	4	4	0	0	0								
		2022-23	3	3	1	4	4	0	0	0								
		Career Totals	248	79	135	214	+15	168	21	2	5	0	2	2	-1	0	0	0
Pokka, Ville	D	2014-15	68	8	22	30	0	16	5	0	8	0	3	3	-4	0	0	0
		2015-16	76	10	35	45	0	24	5	0	3	0	1	1	-6	0	0	0
		2016-17	76	6	24	30	-25	35	5	1								
		2017-18	46	4	18	22	+3	20	1	0								
		Career Totals	256	28	99	127	-22	95	16	1	11	0	4	4	-10	0	0	0
Potulny, Ryan	C	2010-11	58	18	23	41	0	30	11	1								
		2021-22	44	6	2	8	-4	20	0	0	1	0	0	0	0	0	0	0
		2014-15	2	0	0	0	0	0	0	0								
		2016-17	9	0	0	0	-1	2	0	0								
		2017-18	7	0	0	0	-1	2	0	0								
		Career Totals	18	0	0	0	-2	4	0	0	1	0	0	0	0	0	0	0
Provik, Ivan	F	2001-02	13	2	2	4	-2	10	0	0								
		2004-05	80	25	45	70	+16	182	9	1	13	3	4	7	-1	32	1	0
		2005-06	71	20	44	64	+20	198	4	3								
		Career Totals	151	45	89	134	+36	380	13	4	13	3	4	7	-1	32	1	0
Pruss, Jake	G	2005-06	1	0	0	0	-	0	0	0								
		2006-07	1	0	0	0	-	0	0	0								
		2012-13	3	0	0	0	-	0	0	0								
		2019-20	36	13	9	22	+4	31	3	1								
		2020-21	16	1	1	2	-6	23	1	0								
		Career Totals	52	14	10	24	-2	54	4	1								
Quenneville, Peter	G	2019-20	7	0	0	0	-2	0	0	0								
		2013-14	14	0	0	0	0	0	0	0								
		2014-15	11	0	0	0	0	0	0	0								
		Career Totals	25	0	0	0	0	0	0	0								
Radja, Mike	D	2008-09	57	11	12	23	+8	20	1	0	1	0	0	0	0	0	0	0
		2017-18	66	5	17	22	+10	26	0	0	9	0	2	2	-4	4	0	0
		2018-19	54	8	18	26	+6	20	2	0								
		Career Totals	120	13	35	48	+16	46	2	0	9	0	2	2	-4	4	0	0
Rallo, Greg	LW	2007-08	2	0	0	0	-1	0	0	0								
		2004-05	76	21	28	49	+25	149	5	3	13	3	11	14	+8	26	1	0
		2005-06	55	14	20	34	+22	202	6	0	5	0	1	1	-1	4	0	0
		2006-07	34	10	21	31	+17	81	1	0	9	1	4	5	+2	8	0	0
		Career Totals	165	45	69	114	+64	432	12	3	27	4	16	20	+9	38	1	0
Rasmussen, Dennis	C	2014-15	73	13	14	27	9	30	1	0	7	0	0	0	0	2	0	0
		2015-16	25	7	9	16	-1	18	1	1	3	1	1	2	-2	0	0	0
		Career Totals	98	20	23	43	+8	48	2	1	10	1	1	2	-2	2	0	0
Reagan, Mike	RW	2006-07	2	0	0	0	-1	0	0	0								

Team Info

Hockey Ops

2022-23 Recap

Records

Playoff Records

Team History

Alumni

Season Recaps

Opponents

ROCKFORD ICEHOGS ALUMNI

Team Info	Player	Pos.	Seasons	Regular Season							Playoffs								
				GP	G	A	PTS	+/-	PIM	PP	SH	GP	G	A	PTS	+/-	PIM	PP	SH
Hockey Ops	Reznick, Ricky	RW	2004-05	2	0	0	0	0	0	0	0								
	Ricciardi, Gary	D	2003-04	27	0	2	2	-6	57	0	0								
	Richards, Alec	G	2009-10	6	0	0	0	-	0	0	0								
			2010-11	44	0	1	1	-	0	0	0								
			2011-12	22	0	0	0	0	2	0	0								
			2012-13	11	0	0	0	0	0	0	0								
Career Totals			83	0	1	1	-	2	0	0									
Hockey Ops	Richmond, Danny	D	2007-08	40	2	12	14	+8	156	0	0								
			2009-10	15	0	6	6	-6	31	0	0	4	0	1	1	-4	5	0	0
		Career Totals	55	2	18	20	+2	187	0	0	4	0	1	1	-4	5	0	0	
2022-23 Recap	Riffe, Dan	RW	2003-04	2	0	0	0	-4	0	0	0								
	Rivard, J.F.	G	1999-00	63	0	1	1	-	2	0	0	3	0	0	0	-	0	0	0
			2000-01	60	0	2	2	-	12	0	0								
			2001-02	37	0	0	0	-	0	0	0								
			2002-03	6	0	0	0	-	0	0	0	1	0	0	0	-	0	0	0
			Career Totals	166	0	3	3	-	14	0	0	4	0	0	0	-	0	0	0
Records	Roat, Brett	W	2005-06	5	0	0	0	0	0	0	0								
	Robertson, Dennis	D	2015-16	37	2	4	6	+10	30	0	0								
	Robinson, Buddy	RW	2022-23	52	9	11	20	+3	61	1	0	5	1	1	2	+2	4	0	0
			2004-05	66	1	3	4	-	41	0	0	13	0	0	0	-	0	0	0
	Robinson, Michel	G	2005-06	38	0	1	1	-	13	0	0	2	0	0	0	-	0	0	0
	Career Totals			104	1	4	5	-	54	0	0	15	0	0	0	-	0	0	0
Playoff Records	Rochon, Dylan	D	2003-04	8	0	0	0	-5	0	0	0								
	Roed, Peter	C/D	2001-02	31	9	8	17	-8	22	3	0								
	Ross, Garret	F	2012-13	2	0	0	0	0	5	0	0								
			2013-14	74	15	19	34	12	78	4	1								
			2014-15	69	21	22	43	20	100	2	0	8	2	1	3	+6	2	0	0
			2015-16	65	7	13	20	-8	109	2	0								
			Career Totals	210	43	54	97	+24	292	8	1								
Team History	Rooney, Jesse	W	2001-02	38	9	6	15	-9	27	3	0								
	Roos, Filip	D	2022-23	39	3	8	11	-5	20	0	0	5	0	1	1	-4	4	0	0
	Ruid, J.C.	C	2004-05	63	36	31	67	+24	101	9	2	12	9	5	14	0	8	4	0
	Rundblad, David	D	2015-16	10	2	2	4	+4	0	0	0								
	Runge, David	D	2000-01	65	0	2	2	-2	185	0	0								
	Rumble, Brent	W	2003-04	1	0	1	1	+1	0	0	0								
	Rutta, Jan	D	2018-19	8	1	3	4	-2	2	0	0								
	Ryan, Prestin	D	2007-08	44	7	17	24	+1	117	4	0								
	Rysz, Tomasz	LW	2000-01	1	0	0	0	0	0	0	0								
	Saad, Brandon	LW	2012-13	31	8	12	20	+1	10	0	1								
	Saarela, Aleks	C	2019-20	5	0	1	1	+2	0	0	0								
	Salak, Alexander	G	2011-12	21	0	0	0	0	16	0	0								
	Samsonov, Sergei	LW	2007-08	2	1	0	1	-1	0	1	0								
	Samuelsson, Henrik	LW	2017-18	25	9	3	12	-1	33	1	0	4	0	0	0	0	2	0	0
		2018-19	40	2	5	7	-8	33	0	0									
Career Totals		65	11	8	19	-9	66	1	0	4	0	0	0	0	0	2	0	0	
Alumni	Sarauer, Andrew	LW	2010-11	1	0	0	0	0	0	0	0								
	Sasseville, Francois	F	2000-01	63	17	14	31	-20	70	5	0								
	Saurdiff, Corwin	G	2002-03	12	0	0	0	-	0	0	0								
	Savage, Reggie	C	2003-04	24	3	7	10	-19	31	1	0								
	Sawyer, Jean-Claude	D	2007-08	4	0	0	0	-2	4	0	0								
			2008-09	19	3	1	4	-1	19	1	0								
		2009-10	4	0	1	1	-2	2	0	0									
Career Totals			27	3	2	5	-5	25	1	0									
Season Recaps	Schmaltz, Nick	RW	2016-17	12	6	3	9	-4	2	1	1								
	Schilling, Cameron	D	2015-16	73	5	17	22	+10	38	3	0	3	0	1	1	0	0	0	0
			2016-17	40	7	10	17	-3	18	3	1								
		Career Totals	113	12	27	39	+7	56	6	1	3	0	1	1	0	0	0	0	
Opponents	Schnell, Ryan	LW	2014-15	24	2	4	6	1	71	0	0								
	Schonfelder, Paul	G	2003-04	22	0	0	0	-	22	0	0								
	Schroeder, Jordan	RW	2018-19	62	19	26	45	-6	8	1	0								
	Scuderi, Rob	D	2015-16	3	0	0	0	+1	2	0	0								
	Seabrook, Keith	D	2014-15	15	1	4	5	3	2	0	0	7	0	2	2	-2	10	0	0
		RW	2004-05	10	5	4	9	+4	27	1	0	11	11	5	16	+7	10	5	1
	Segal, Brandon		2011-12	53	13	12	25	-18	63	3	1								
Career Totals			63	18	16	34	-14	90	4	1	11	11	5	16	+7	10	5	1	
Seney, Brett	LW	2022-23	59	23	31	54	+5	57	4	0	5	1	1	2	-1	6	0	0	

ROCKFORD ICEHOGS ALUMNI

Player	Pos.	Seasons	Regular Season								Playoffs							
			GP	G	A	PTS	+/-	PIM	PP	SH	GP	G	A	PTS	+/-	PIM	PP	SH
Sgroi, Mike	W	2001-02	33	7	7	14	-16	152	1	0								
Shalunov, Maxim	RW	2013-14	20	0	4	4	-4	8	0	0								
Sharrow, Jimmy	D	2008-09	50	3	5	8	+11	40	0	0	4	0	1	1	-3	0	0	0
Shaw, Andrew	C	2011-12	38	12	11	23	-2	99	2	1								
		2012-13	28	8	6	14	-2	12	1	0								
		Career Totals	66	20	17	37	-4	111	3	1								
Shea, Bobby	D	2013-14	29	3	4	7	4	84	0	0								
Sheppard, Scott	RW	2008-09	1	0	0	0	-1	0	0	0								
Sikura, Dylan	RW	2018-19	46	17	18	35	+7	12	3	0								
		2019-20	45	14	19	33	+11	20	3	0								
		2022-23	52	14	18	32	-8	10	5	0								
		Career Totals	143	45	55	100	+10	42	11	0								
Sikura, Tyler	C	2017-18	74	23	16	39	+24	18	3	3	13	5	1	6	0	2	3	0
		2018-19	50	7	12	19	+1	20	2	0								
		2019-20	63	14	20	34	+10	22	3	1								
		Career Totals	187	44	48	92	+35	60	8	4	13	5	1	6	0	2	3	0
Simpson, Kent	G	2011-12	1	0	0	0	0	0	0	0								
		2012-13	2	0	0	0	0	0	0	0								
		2013-14	31	0	0	0	0	2	0	0								
		Career Totals	34	0	0	0	0	2	0	0								
Simpson, Reid	LW	2004-05	15	1	3	4	-3	46	0	0	7	0	0	0	-2	18	0	0
Sinerchia, Mark	G	1999-00	2	0	0	0	-	0	0	0								
Skaug, Eric	D	2004-05	23	0	4	4	+3	14	0	0	13	1	2	3	+4	8	0	0
Skille, Jack	RW	2007-08	59	19	18	34	-3	44	4	0	12	2	1	3	-4	6	0	0
		2008-09	58	20	25	45	+10	56	8	1								
		2009-10	63	23	26	49	-1	50	9	2	4	0	0	0	-3	0	0	0
		Career Totals	180	62	69	131	+6	150	21	3	16	2	1	3	-7	6	0	0
Skinner, Brett	D	2013-14	38	1	9	10	-9	8	1	0								
Slavin, Josiah	LW	2020-21	15	3	4	7	0	8	1	1								
		2021-22	49	18	14	32	18	17	0	3	5	0	1	1	0	4	0	0
		2022-23	51	3	8	11	-13	16	0	1								
		Career Totals	115	24	26	350	5	41	1		5	0	1	1	0	4	0	0
Smith, Ben	RW	2010-11	63	19	12	31	-3	16	5	2								
		2011-12	38	15	16	31	+2	10	8	0								
		2012-13	54	27	20	47	+17	13	10	0								
		Career Totals	155	61	48	109	+16	39	23	2								
Smith, Shawn	D	1999-00	43	3	8	11	+9	86	0	0								
		2000-01	67	0	5	5	-16	73	0	0								
		Career Totals	110	3	13	16	-7	159	0	0								
Snitowsky, Greg	D	2004-05	17	0	0	0	-1	26	0	0								
Snuggerud, Luc	D	2016-17	13	1	4	5	-2	2	0	0								
		2017-18	40	5	12	17	-3	24	0	0								
		2018-19	4	0	1	1	-4	0	0	0								
		Career Totals	56	6	17	23	-9	26	0	0								
Soderblom, Arvid	G	2021-22	38	0	1	1	0	2	0	0	5	0	2	2	0	0	0	0
		2022-23	33	0	0	0	0	0	0	0	5	0	0	0	0	0	0	0
		Career Totals	71	0	1	1	0	2	0	0	10	0	2	2	0	0	0	0
Soderlund, Tim	LW	2019-20	29	1	2	3	-6	14	0	0								
		2020-21	23	0	5	5	-14	2	0	0								
		Career Totals	52	1	7	8	-20	16	0	0								
Soke, Carlos	LW	1999-00	66	4	2	6	-8	220	0	0	2	1	0	1	+1	9	0	0
Solnik, Adam	W	2003-04	56	4	12	16	-14	15	0	0								
St. Pierre, Martin	C	2007-08	69	21	67	88	+3	80	10	1	12	2	12	14	+3	12	1	0
		2012-13	76	26	33	59	+11	59	3	1								
		Career Totals	145	47	100	147	+14	139	13	2	12	2	12	14	+3	12	1	0
Stanton, Ryan	D	2009-10	2	0	1	1	+2	0	0	0								
		2010-11	73	3	14	17	+9	76	0	0								
		2011-12	76	3	14	17	-4	130	1	0								
		2012-13	73	3	22	25	+16	126	0	0								
		2021-22	56	3	15	18	8	42	0	0	5	0	0	0	-1	6	0	0
		Career Totals	280	12	56	68	+31	374	1	0	5	0	0	0	-1	6	0	0

Team Info

Hockey Ops

2022-23 Recap

Records

Playoff Records

Team History

Alumni

Season Recaps

Opponents

ROCKFORD ICEHOGS ALUMNI

Team Info	Player	Pos.	Seasons	Regular Season								Playoffs									
				GP	G	A	PTS	+/-	PIM	PP	SH	GP	G	A	PTS	+/-	PIM	PP	SH		
Team Info	Statkus, Joe	D	2001-02	24	0	3	3	-7	50	0	0										
			2002-03	50	0	4	4	+2	134	0	0										
			2003-04	17	0	1	1	+7	65	0	0										
			Career Totals	91	0	8	8	-12	249	0	0										
Hockey Ops	Staubler, Jaxson	G	2022-23	17	0	0	0	0	0	0	0										
			Stephenson, Logan	D	2008-09	16	1	2	3	+1	31	0	0	4	0	0	0	-3	14	0	0
			Stephens, B.J.	RW	2000-01	6	0	0	0	-2	8	0	0								
			2001-02	2	0	0	0	0	0	0	0	0									
	Career Totals	8	0	0	0	-2	8	0	0												
2022-23 Recap	Stewart, Blake	LW	2004-05	8	0	0	0	-2	2	0	0										
	Stokes, Ryan	D	2007-08	55	4	6	10	+10	93	0	0	12	0	0	0	+8	14	0	0		
	Strachan, Wayne	RW	1999-00	3	1	1	2	-1	8	0	0	3	1	1	2	-1	8	0	0		
	Suave, Maxime	C	2012-13	8	1	2	3	+2	4	0	0										
	Subban, Malcolm	G	2021-22	5	0	0	0	0	0	0	0										
	Sullivan, Brent	C	2004-05	47	3	8	11	-7	63	1	0										
	Svedberg, Viktor	D	2013-14	35	2	7	9	5	26	1	0										
	2014-15	49	3	11	14	14	41	0	0	8	0	4	4	+4	8	0	0				
	2015-16	40	1	14	15	+9	39	1	0												
	2016-17	51	2	9	11	-7	70	1	0												
	Career Notes	248	14	59	73	+39	258	3	1	21	0	9	9	+6	26	0	0				
Records	Svensden, Brandon	LW	2011-12	39	4	10	14	-2	12	0	0										
	2012-13	40	6	6	12	-7	14	0	0												
	Career Totals	79	10	16	26	-9	26	0	0												
Playoff Records	Swider, Kevin	F	2001-02	13	0	2	2	+1	0	0	0										
	Taffe, Jeff	C	2010-11	74	30	37	67	+10	22	11	1										
	Tanguay, Maxime	C	2009-10	5	0	1	1	-1	2	0	0										
	Teply, Michal	RW	2020-21	18	0	5	5	-1	6	0	0										
	2021-22	60	13	18	31	-3	6	4	0	5	0	1	1	-1	0	0	0				
	2022-23	56	9	16	25	-20	10	3	0	5	2	1	3	+1	2	1	0				
	Career Totals	134	22	39	61	-24	22	7	0	10	2	2	4	0	2	1	0				
Team History	Teravainen, Teuvo	C	2013-14	5	2	0	2	2	2	1	0										
	2014-15	39	6	19	25	-6	6	2	1												
	Career Notes	44	8	19	27	-4	8	3	1												
Alumni	Thompson, Mathew	C	2019-20	5	0	0	0	-1	0	0	0										
	Thorp, Ernie	D	2001-01	44	0	2	2	-13	190	0	0										
	Tibbetts, Billy	RW	2005-06	13	5	6	11	-1	55	3	0	7	7	3	10	0	20	4	0		
	Tifu, Yannick	C	2005-06	76	23	49	72	-2	102	8	1	9	1	7	8	-2	12	0	0		
	Tipler, Curtis	LW	1999-00	67	16	18	34	-2	46	5	0	3	1	1	2	+3	0	0	0		
	Titus, Scott	D	2004-05	1	0	0	0	0	0	0	0										
	Tobin, Mike	D	2000-01	58	4	16	20	-5	125	2	0										
	Toews, David	C	2011-12	2	0	0	0	-1	0	0	0										
	Toivonen, Hannu	G	2009-10	5	0	0	0	0	0	0	0	1	0	0	0	-	0	0	0		
	2010-11	49	0	1	1	0	10	0	0												
	Career Totals	54	0	1	1	0	10	0	0	1	0	0	0	-	0	0	0				
Season Recaps	Tomkins, Matt	G	2017-18	8	0	0	0	0	0	0	0										
	2019-20	13	0	1	1	0	19	0	0												
	2020-21	15	0	0	0	0	0	0	0												
	Career Totals	21	0	1	1	0	19	0	0												
Torquato, Zack	C	2010-11	12	0	0	0	-4	0	0	0											
Turgeon, Yan	C	2000-01	25	5	13	18	+3	18	0	1											
Turner, Brennan	D	2007-08	4	0	0	0	-3	14	0	0											
2008-09	3	0	1	1	+1	5	0	0													
	Career Totals	7	0	1	1	-2	19	0	0												
Opponents	Tuulola, Joni	D	2017-18	2	0	0	0	+1	0	0	0	4	0	0	0	-1	2	0	0		
	2018-19	52	4	10	14	-2	17	0	0												
	2019-20	56	2	6	8	+5	22	0	0												
	Career Totals	110	6	16	22	+4	39	0	0	4	0	0	0	-1	2	0	0				
Ulanski, Kevin	C	2006-07	61	26	40	66	+20	38	7	3	17	8	13	21	+8	18	0	2			
Valleau, Nolan	D	2015-16	62	1	11	12	+8	20	0	0											
2016-17	46	3	5	8	-19	14	0	0													
2017-18	3	0	0	0	0	2	0	0													
2022-23	3	0	0	0	-1	0	0	0													
	Career Totals	114	4	16	20	-12	36	0	0												

ROCKFORD ICEHOGS ALUMNI

Player	Pos.	Seasons	Regular Season								Playoffs							
			GP	G	A	PTS	+/-	PIM	PP	SH	GP	G	A	PTS	+/-	PIM	PP	SH
Vallerand, Marc-Olivier	RW	2011-12	7	0	2	2	0	7	0	0								
Van Arkel, Matt	W	2005-06	1	0	0	0	-1	0	0	0								
Van Horick, Quinten	W	2001-02	24	2	1	3	-4	103	0	0								
		2002-03	34	2	1	3	0	79	0	0								
		Career Totals	58	4	2	6	-4	182	0	0								
Van Riemsdyk, Trevor	D	2014-15	8	0	3	3	2	0	0	0								
Varga, John	RW	2000-01	8	0	0	0	-1	2	0	0								
Versteeg, Kris	RW	2007-08	56	18	31	49	+6	174	6	1	12	6	5	11	+4	6	1	1
		2019-20	6	0	1	1	0	2	0	0								
		Career Totals	62	18	32	50	+6	176	6	1								
Vincent, Paul	C	2004-05	14	0	2	2	-1	0	0	0								
Visegorodcevs, Sergie	D	2004-05	14	0	2	2	+1	2	0	0								
Visentini, Mark	G	2015-16	13	0	0	0	0	0	0	0								
Vishnevskiy, Ivan	D	2010-11	46	5	10	15	0	26	2	0								
Vlasic, Alex	D	2022-23	56	2	17	19	+12	25	0	0								
Vogel, Ronnie	G	2003-04	65	0	4	4	-	23	0	0								
		2005-06	42	0	5	5	-	4	0	0	3	0	1	1	-	0	0	0
		Career Totals	107	0	9	9	-	27	0	0	3	0	1	1	-	0	0	0
Vokes, Jeremy	C	2000-01	10	2	6	8	-6	4	1	0								
		2001-02	74	30	27	57	-19	37	3	1								
		2003-04	17	1	3	4	-5	12	0	0								
		Career Totals	101	33	36	69	-30	53	4	1								
Voltera, Rob	LW	2005-06	38	7	13	20	+5	81	2	0	6	2	0	2	+1	4	0	0
VonHiltgen, Kelly	D	2000-01	3	0	0	0	-2	16	0	0								
Walter, Owen	D	2003-04	75	2	9	11	-17	58	1	0								
Walters, Dane	RW	2014-15	19	1	5	6	1	14	0	0	2	0	0	0	-1	0	0	0
		2015-16	30	2	1	3	-1	14	0	0	1	0	0	0	0	0	0	0
		Career Totals	49	3	6	9	0	28	0	0	3	0	0	0	-1	0	0	0
Watson, Bruce	RW	1999-00	8	0	1	1	0	15	0	0								
		2004-05	68	5	10	15	+7	264	0	0	5	0	1	1	-1	23	0	0
		2005-06	53	16	12	26	+15	291	2	0	9	3	2	5	-1	31	1	0
		2006-07	27	9	6	15	+7	82	5	0	12	5	3	8	+6	32	0	0
		Career Totals	180	30	29	59	+29	652	7	0	26	8	6	14	+4	86	1	0
Watson, Cliff	D	2020-21	8	0	1	1	-3	2	0	0								
		2021-22	20	0	4	4	0	10	0	0								
		2022-23	11	0	2	2	-7	6	0	0								
		Career Totals	39	0	7	7	-10	18	0	0								
Watson, Spencer	RW	2018-19	10	1	2	3	+1	2	0	0								
		2019-20	5	0	0	0	-1	0	0	0								
		Career Totals	15	1	2	3	0	2	0	0								
Wedderburn, Tim	D	2004-05	10	0	7	7	+7	0	0	0								
		2006-07	40	2	8	10	+15	24	0	1								
		Career Totals	50	2	15	17	+22	24	0	1								
Wedin, Anton	LW	2019-20	31	7	10	17	-8	8	1	4								
Weeks, Mitchell	G	2022-23	12	0	0	0	0	0	0	0								
Welinski, Andy	D	2022-23	14	0	3	3	0	2	0	0	3	0	0	0	0	2	0	0
Welling, Jesse	LW	1999-00	63	4	10	14	-11	87	0	0	3	0	0	0	0	0	0	0
Wells, Dylan	G	2022-23	17	0	0	0	0	2	0	0								
Welychka, Brett	RW	2018-19	18	0	0	0	-4	0	0	0								
Wendell, Erik	W	2002-03	60	17	13	30	+6	36	0	1								
Wenkus, Eric	W	2002-03	2	0	0	0	0	0	0	0								
Wensley, Clint	C	2001-02	33	10	14	24	+4	28	5	0								
		2002-03	48	11	23	34	-2	33	3	1	2	0	0	0	-1	0	0	0
		Career Totals	81	21	37	58	+2	61	8	1								
Wideman, Alex	RW	2017-18	13	0	0	0	-1	2	0	0								
Wilkie, Chris	RW	2020-21	22	8	5	13	6	23	0	3								
		2021-22	1	0	0	0	-1	0	0	0								
		Career Totals	23	8	5	13	5	23	0	3								
Wilson, Koletrane	D	2022-23	3	1	0	1	-1	0	0	0								
Wise, Jamie	F	2014-15	22	3	0	3	-3	11	0	0								
Winchester, Brad	LW	2013-14	55	16	14	30	-8	85	6	0								
Winquist, Josh	C	2019-20	3	0	0	0	0	0	0	0								
Wisniewski, James	D	2008-09	2	3	1	4	+4	4	1	0								
Yetman, Chad	RW	2020-21	16	1	1	2	+2	2	1	0								
		2021-22	18	1	3	4	-2	4	0	0								
		Career Totals	34	3	8	11	4	4	1	0								
Yetman, Steve	C	2005-06	74	19	41	60	+17	28	3	1	9	1	4	5	+1	4	0	1
		2006-07	13	5	7	12	-3	8	3	1								
		Career Totals	87	24	48	72	+14	36	6	2	9	1	4	5	+1	4	0	1
Youds, Ben	D	2011-12	57	4	13	17	+1	60	1	0								
		2012-13	23	1	8	9	-5	22	1	0								
		2019-20	17	0	7	7	-2	14	0	0								
		Career Totals	97	5	28	33	-6	96	2	0								
Zanette, Paul	LW	2011-12	13	0	0	0	-3	2	0	0								
Zankovets, Edward	RW	2000-01	27	7	5	12	-10	4	0	0								
Zabkowitz, Tom	D	2005-06	50	1	5	6	+15	27	0	0								
Zech, Cooper	D	2022-23	13	1	1	2	-1	4	0	0								
Ziedins, Maris	C	2002-03	4	1	0	1	-1	2	0	0								
		2003-04	73	13	22	35	-15	40	2	0								
		Career Totals	77	14	22	36	-16	42	2	0								

Team Info

Hockey Ops

2022-23 Recap

Records

Playoff Records

Team History

Alumni

Season Recaps

Opponents

ROCKFORD ICEHOGS ALUMNI: GOALTENDERS

Player	Seasons	GP	MIN.	AVG.	W	L	OTL	SOL	SO	GA	EN	Saves	SPCT
Team Info													
Aubrun, Tom	2020-21	3	148	4.46	0	2	0	0	0	11	0	70	.864
Berube, J.F.	2017-18	15	835	2.37	7	8	0	0	2	33	2	378	.920
Brodeur, Mike	2007-08	8	341	2.81	2	3	0	0	0	16	0	150	.904
Carruth, Mac	2013-14	7	375	3.36	2	2	0	1	0	21	1	154	.880
	2014-15	3	177	1.69	2	1	0	0	1	5	0	62	.925
	2015-16	17	860	2.30	6	5	2	0	2	33	2	410	.926
	2016-17	24	1,171	3.64	5	11	5	3	0	71	4	516	.879
Career		51	2,583	2.75	15	19	7	4	3	130	7	1,142	.903
Cloutier, Dan	2009-10	3	146	2.47	1	1	0	0	0	6	1	50	.893
Cloutier, Frederic	2006-07	62	3,492	2.30	39	17	-	3	3	134		1,562	.921
Correia, Mike	1999-00	17	782	4.14	6	4	-	2	0	54	0	422	.887
	2000-01	3	159	4.91	0	3	-	0	0	13	1	69	.841
Career		20	941	4.27	6	7	-	2	0	67	1	491	.880
Crawford, Corey	2007-08	55	3,027	2.83	29	17	2	5	3	143	2	1,388	.907
	2008-09	47	2,686	2.59	22	20	0	3	2	116	5	1,286	.917
	2009-10	45	2,521	2.67	24	16	1	2	1	112	1	1,116	.909
Career		147	8,234	2.70	69	53	3	10	6	371	8	3,790	.911
Cruikshank, Curtis	2000-01	9	489	3.56	3	5	-	1	0	29	2	226	.886
Cuthbert, Brenden	2005-06	4	197	1.83	2	0	-	1	1	6	0	107	.947
	2006-07	11	458	3.27	3	2	-	2	1	25	0	191	.884
Career		15	655	2.80	5	2	-	3	2	31	0	298	.906
Darling, Scott	2014-15	26	1,419	2.20	14	8	2	0	2	52	3	658	.927
	2020-21	1	60	5.00	0	1	0	0	0	5	0	22	.815
Career		27	1,479	3.60	14	9	2	0	2	57	3	680	.871
Dickey, Scott	2005-06	-	-	-	-	-	-	-	-	-	-	-	-
Debus, Steve	2001-06	39	2,276	3.51	13	23	-	2	0	133	6	1,195	.900
Delia, Collin	2017-18	28	1,676	2.72	17	7	4	0	1	76	5	687	.900
	2018-19	26	1,547	2.48	13	8	0	4	0	64	2	752	.922
	2019-20	32	1,825	2.66	16	13	1	1	3	81	1	844	.912
	2020-21	4	209	5.16	2	2	0	0	0	18	0	109	.858
	2021-22	22	1,281	3.04	11	9	2	1	1	65	4	619	.905
Career		112	6,536	2.79	59	39	11	5	5	304	12	3,011	.908
Fallon, Joe	2008-09	2	63	0.95	0	0	0	0	0	1	1	16	.941
	2009-10	29	1,545	2.64	15	10	2	1	1	68	1	702	.912
Career		31	1,608	2.57	15	10	2	1	1	69	2	718	.912
Fillion, Marty	2002-03	9	469	3.45	3	4	-	1	0	27	1	198	.880
Flaherty, Wade	2007-08	31	1,485	2.54	13	6	2	1	2	63	1	699	.917
Ford, Chad	2000-01	6	310	4.26	1	3	-	1	0	22	0	133	.858
Forsberg, Anton	2018-19	32	1,906	2.64	15	15	1	1	0	84	6	955	.919
Gillam, Mitch	2021-22	1	59	0.00	1	0	0	0	1	0	0	38	1.00
Glass, Jeff	2016-17	20	1,165	2.63	8	10	2	0	2	51	2	544	.914
	2017-18	28	1,639	2.82	15	9	2	0	0	77	7	724	.904
Career		48	2,804	2.66	23	19	4	0	2	128	9	1,268	.908
Harvey, Jeff	2004-05	10	397	2.27	5	2	-	0	0	15	0	148	.908
Hildebrand, Jake	2016-17	3	131	4.58	0	1	0	0	0	10	0	66	.868
Hunt, Grady	2004-05	8	187	2.88	3	0	-	0	0	9	0	70	.886
Hutton, Carter	2011-12	43	2,372	2.35	22	13	0	4	3	93	4	1,033	.917
	2012-13	51	2,908	2.72	26	22	1	1	2	132	3	1,439	.908
Career		94	5,280	2.58	48	35	1	5	5	225	7	2,472	.912
Johansson, Lars	2016-17	39	2,116	2.75	12	17	4	0	2	97	8	944	.907
LaBarbera, Jason	2013-14	32	1,859	2.94	15	15	2	2	0	91	5	831	.500
Lankinen, Kevin	2018-19	19	1,151	2.50	7	8	3	1	0	48	4	485	.910
	2019-20	21	1,190	3.03	8	10	2	1	0	60	1	597	.909
Career		40	2,341	2.77	15	18	6	2	0	108	5	1,082	.909
Leighton, Michael	2014-15	42	2,391	2.26	22	13	4	2	5	90	4	1,034	.920
	2015-16	46	2,585	2.44	28	8	8	3	5	105	5	1,169	.918
Career		88	4,976	2.35	50	21	12	5	10	195	9	2,203	.921
Karlsson, Henrik	2012-13	18	1,007	2.86	11	4	1	0	0	48	1	422	.898
Kotyk, Seamus	2004-05	6	358	1.00	5	1	-	0	1	6	1	136	.958
MacIntyre, Drew	2015-16	8	435	3.03	2	3	2	0	1	22	2	188	.895
Magers, Marty	2004-05	2	7	0.00	0	0	-	0	0	0	0	4	1.00
McIntosh, Ryan	2002-03	8	345	3.64	2	3	-	0	0	21	1	141	.870
Moreland, Jake	2006-07	11	591	2.23	6	2	-	2	1	22		228	.912
Opponents													

ROCKFORD ICEHOGS ALUMNI: GOALTENDERS

Player	Seasons	GP	MIN.	AVG.	W	L	OTL	SOL	SO	GA	EN	Saves	SPCT
Morris, Cale	2020-21	7	358	2.52	2	3	0	0	0	15	2	179	.923
	2021-22	7	400	3.15	2	4	0	0	0	21	1	200	.905
	Career	14	758	2.85	4	7	0	0	0	36	3	379	.913
Nalimov, Ivan	2020-21	5	262	3.43	2	2	0	0	0	15	0	116	.885
	2002-03	50	2,722	3.31	21	10	-	5	4	150	5	1,236	.892
	2008-09	38	2,095	2.43	18	14	0	3	2	85	6	890	.913
	2006-07	1	2	0.00	0	0	-	0	0	0	0	1	1.00
	2013-14	14	677	2.83	7	5	0	0	0	32	2	338	.914
2014-15	11	603	2.39	8	1	1	0	2	24	0	291	.918	
Career	25	1,280	2.61	15	6	1	0	2	56	2	629	.916	
Richards, Alec	2009-10	6	307	3.12	3	2	0	0	0	16	0	137	.895
	2010-11	44	2,369	2.89	17	21	1	1	2	114	4	1,131	.899
	2011-12	22	1,131	3.55	7	11	0	2	0	67	3	558	.893
	2012-13	11	548	3.50	4	5	0	0	0	32	2	221	.874
	Career	83	4,355	3.36	31	39	1	3	2	229	9	2,047	.890
Rivard, J.F.	1999-00	63	3,602	3.21	26	30	-	6	2	193	8	1,915	.908
	2000-01	60	3,465	3.12	26	27	-	4	1	180	3	1,907	.914
	2001-02	37	2,130	3.55	14	18	-	4	0	126	6	1,130	.900
	2002-03	6	359	2.51	3	3	-	0	0	15	1	157	.913
	Career	166	9,556	3.26	69	78	-	14	3	514	18	5,109	.906
Robinson, Michel	2004-05	66	3,816	2.47	33	22	-	9	7	157	6	1,683	.915
	2005-06	38	1,973	2.37	23	8	-	2	2	78		885	.919
	Career	104	5,789	2.44	56	30	-	11	9	235	6	2,568	.916
Salak, Alexander	2011-12	21	1,048	2.69	6	10	2	0	0	47	4	439	.903
	2002-03	12	649	3.79	6	4	-	1	0	41	2	264	.866
	2003-04	22	1,015	5.08	2	9	-	3	0	86	0	558	.866
	2011-12	1	63	2.85	0	0	0	1	0	3	0	41	.927
	2012-13	2	98	3.07	1	1	0	0	0	5	0	61	.924
	2013-14	31	1,615	3.64	11	11	3	1	0	98	5	801	.891
Career	34	1,776	3.58	12	12	3	2	0	106	5	903	.895	
Soderblom, Arvid	2021-22	38	2,281	2.76	21	15	2	0	2	105	6	1,187	.919
	2022-23	33	1,870	2.92	15	12	3	2	0	91	5	871	.905
	Career	71	4,151	2.83	36	27	5	2	2	196	11	2,058	.913
Subban, Malcolm	2021-22	5	302	3.38	2	2	1	0	0	17	1	142	.893
	1999-00	2	42	7.09	0	0	-	0	0	5	0	21	.808
	2022-23	17	885	3.32	6	8	0	0	0	49	4	413	.894
	2009-10	6	296	3.44	1	4	0	0	0	17	1	128	.883
	2010-11	49	2,463	2.90	21	16	4	4	3	119	3	1,278	.907
Career	55	2,759	2.96	22	20	4	4	3	136	4	1,406	.904	
Tomkins, Matt	2017-18	8	446	4.04	1	4	2	0	0	30	0	203	.871
	2019-20	13	769	3.12	5	7	1	0	0	40	0	344	.896
	2020-21	15	879	3.21	5	9	1	0	0	47	2	458	.907
	Career	36	2,093	3.58	11	20	4	0	0	47	0	458	.896
Visentin, Mark	2015-16	13	716	2.60	4	6	2	1	1	31	1	300	.906
	2003-04	65	3,528	3.35	26	35	-	2	0	197	6	1,874	.905
	2005-06	42	2,362	2.90	23	11	-	6	1	115		995	.897
	Career	107	5,890	3.16	49	45	-	8	1	312	7	2,869	.902
Weeks, Mitchell	2022-23	12	684	2.72	5	2	1	2	0	31	3	298	.906
	2022-23	17	912	2.96	9	6	1	0	0	45	0	429	.905
	2013-14	1	58	3.08	0	1	0	0	0	3	0	154	.921

Team Info

Hockey Ops

2022-23 Recap

Records

Playoff Records

Team History

Alumni

Season Recaps

Opponents

ICEHOGS ALUMNI, GOALTENDERS - PLAYOFFS

Team Info	Player	Seasons	GP	MIN.	Playoffs					Saves	SPCT		
					W	L	OTL	SO	GA			EN	
Team Info	Carruth, Mac	2015	1	34	3.51	0	1	0	0	2	1	13	.867
		2016	3	172	4.53	0	3	0	0	13	2	76	.854
	Career	4	206	4.37	0	4	0	0	15	3	89	.858	
Hockey Ops	Cloutier, Frederic	2007	17	985	2.31	12	5	0	0	38	1	430	.918
	Correia, Mike	2000	1	34	1.75	0	0	0	0	1	0	15	.938
	Crawford, Corey	2008	12	741	2.27	7	4	1	0	12	1	326	.921
		2009	2	117	2.57	0	2	0	0	5	1	50	.909
	Career	16	1,074	2.51	7	10	1	0	30	3	464	.912	
2022-23 Recap	Delia, Collin	2018	10	667	2.34	7	3	0	0	26	0	314	.924
	Dickey, Scott	2006	6	302	3.97	3	2	0	0	20	0	165	.892
	Fillion, Marty	2003	1	30	5.95	0	0	0	0	3	0	19	.864
	Glass, Jeff	2018	3	203	1.48	2	1	0	0	5	0	106	.955
	Leighton, Michael	2015	8	440	2.59	4	3	0	0	19	1	235	.919
	Moreland, Jake	2007	4	32	5.54	0	0	0	0	3	0	15	.833
	Morris, Cale	2022	1	20	3.00	0	0	0	0	1	0	10	.909
	Niemi, Antti	2009	2	115	3.65	0	2	0	0	7	0	61	.897
	Rivard, J.F.	2000	3	146	4.94	1	2	0	0	12	0	84	.875
	Career	4	231	3.90	1	2	1	0	15	0	139	.902	
Records	Robinson, Michel	2005	13	829	2.32	7	4	2	1	32	1	442	.932
		2006	2	81	3.70	1	0	0	0	5	0	55	.917
	Career	15	910	2.51	8	4	2	1	37	1	497	.929	
Records	Soderblom, Arvid	2022	5	281	2.99	2	3	0	1	14	0	172	.925
		2023	5	302	3.18	2	3	0	0	16	2	137	.895
	Career	10	583	3.09	4	6	0	1	30	2	290	.906	
Records	Toivonen, Hannu	2010	1	20	3.00	0	0	0	0	1	0	4	.800
	Vogel, Ronnie	2006	3	149	2.81	0	3	0	0	7	0	57	.891

ROCKFORD ICEHOGS IN THE OLYMPICS

Playoff Records	Team History	Alumni	Season Recaps	Opponents
Eduard Zankovets RW Team Belarus 2002 Olympics Played for Rockford in 2000-01	Rob Klinkhammer C Team Canada 2018 Olympics Played for Rockford in 2008-12	Lars Johansson G Team Sweden 2022 Olympics Played for Rockford in 2016-17	Bob Nardella D Team Italy 2006 Olympics Played for Rockford in '03-04 & '05-06	Jeremy Colliton - Head Coach Team Canada 2022 Olympics Head Coach of Rockford '17-18
Maris Ziedins C Team Latvia 2006 Olympics Played for Rockford in 2002-04	Matt Tomkins G Team Canada 2022 Olympics Played for Rockford in '17-18, '19-21	Philip Holm D Team Sweden 2022 Olympics Played for Rockford in 2019-20	Marcus Kruger C Team Sweden 2014 Olympics Played for Rockford in 2012-13	Peter Reign FW Team Denmark 2022 Olympics Played for Rockford in 2014-15
Antti Niemi G Team Finland 2014 Olympics Played for Rockford in 2008-09	Ville Pokka D Team Finland 2022 Olympics Played for Rockford in 2017-18	Marko Dano FW Team Slovakia 2022 Olympics Played for Rockford in 2017-18	Alexander Salak G Team Czech Rep. 2014 Olympics Played for Rockford in 2011-12	Tomas Jurco FW Team Slovakia 2022 Olympics Played for Rockford in 2017-18
Niklas Hjalmarsson D Team Sweden 2014 Olympics Played for Rockford in 2007-10	Fredrik Olofsson FW Team Sweden 2022 Olympics Played for Rockford in 2018-19	Joakim Nordstrom FW Team Sweden 2022 Olympics Played for Rockford in 2016-17	Petri Kontiola C Team Finland 2014 Olympics Played for Rockford in 2007-09	Mathis Olimb RW Team Norway 2014 Olympics Played for Rockford in 2010-11



AK



torino 2006



SOCHI 2014




PyeongChang 2018
































BEIJING 2022

























ICEHOGS ALUMNI TO PLAY IN THE NHL

Team Info	Team Info	Team Info
Hockey Ops	 Spencer Abbott Right Wing With IceHogs: 2014-15, 2016-17 IceHogs Stats: 72gp 27g-29a-56pts 20 PIMs NHL Teams: TOR, CHI NHL Debut: With TOR (10/05/13) vs Ottawa First NHL Goal: N/A	 Brandon Bollig Left Wing With IceHogs: 2009 -13 IceHogs Stats: 146gp 13g-11a-24pts 442 PIMs NHL Teams: CHI, CGY NHL Totals: 241gp 10g-13a-23pts 392 PIMs NHL Debut: With Chicago (2/29/12) vs. Toronto First NHL Goal: With Chicago (4/14/12) at Phoenix
	 Akim Aliu Right Wing With IceHogs: 2007- 09 IceHogs Stats: 55gp 13g-6a-19pts 85 PIMs NHL Teams: CGY NHL Totals: 7gp 2g-1a-3pts 26 PIMs NHL Debut: With Calgary (4/5/12) vs. VAN First NHL Goal: With Calgary (4/7/12) vs. Anaheim	 Adam Boqvist Defenseman With IceHogs: 2019-20 IceHogs Stats: 15gp 1g-5a-6pts 10 PIMs NHL Teams: CHI, CBJ NHL Totals: 174gp 22g-53a-75pts 40 PIMs NHL Debut: With Chicago (11/2/19) at LAK First NHL Goal: With Chicago (11/3/19) at ANA
2022-23 Recap	 Cam Barker Defenseman With IceHogs: 2007- 09 IceHogs Stats: 36gp 11g-13a-24pts 66 PIMs NHL Teams: EDM, MIN, CHI, VAN NHL Totals: 310gp 21g-75a-96pts 290 PIMs NHL Debut: With Chicago (10/14/05) vs. Col. First NHL Goal: With Chicago (1/14/07) vs. Min.	 Nick Boynton Defenseman With IceHogs: 2009 -10 IceHogs Stats: 6gp 0g-1a-1pts 18 PIMs NHL Teams: PHI, CHI, ANA, FLA, PHX, BOS NHL Totals: 605gp 34g-110a-144pts 862 PIMs NHL Debut: With Boston (4/1/00) vs. NYR First NHL Goal: With Boston (10/4/01) vs. ANA
	 Cody Bass Center With IceHogs: 2014-15 IceHogs Stats: 61 gp, 6g, 8a, 14pts, 165PIMs NHL Teams: OTT, CBJ, NSH NHL Totals: 75gp, 2g, 3a, 5pts, 107 PIMs NHL Debut: With Ottawa on 12/15/07 vs. Atlanta First NHL Goal: With Ottawa on 1/4/08 vs. Buffalo	 T.J. Brennan Defenseman With IceHogs: 2014-15 IceHogs Stats: 54gp 4g-8a-12pts 23 PIMs NHL Teams: BUF, FLA, TOR NHL Totals: 53gp, 5g-8a-13pts, 29 PIMs NHL Debut: With Buffalo (11/23/11) vs. BOS First NHL Goal: With Buffalo (11/23/11) vs. BOS
Records	 Adam Berti Left Wing With IceHogs: 2007- 09 IceHogs Stats: 52gp, 3g-7a-10pts 78 PIMs NHL Teams: CHI NHL Totals: 2gp 0g-0a-0pts 0 PIMs NHL Debut: With Chicago (4/4/08) vs. Nashville	 Tim Brent Center With IceHogs: 2008 - 09 IceHogs Stats: 64gp 20g-42a-62pts 59 PIMs NHL Teams: TOR, CHI, PIT, ANA, CAR NHL Totals: 207gp 21g-27a-48pts 76 PIMs NHL Debut: With Anaheim (1/5/07) vs. CBJ First NHL Goal: With Anaheim (2/20/07) vs. VAN
	 J.F. Berube Goalie With IceHogs: 2017-18 IceHogs Stats: 15gp, 7-8-0, 2.37 GAA, .920 SPCT NHL Teams: CHI, NYI, CBJ NHL Totals: 40gp 12-12-4, 3.50 GAA, .898 NHL Debut: With NYI (10/10/15) at CHI First NHL Win: With NYI (2/2/16) vs. MN	 Alex Broadhurst Center With IceHogs: 2013-15 IceHogs Stats: 104gp 22g-37a-59pts 36 PIMs NHL Teams: CBJ NHL Totals: 2gp 0g-0a-0pts 2 PIMs NHL Debut: With Columbus (4/3/18) vs. DET First NHL Goal: N/A
Playoff Records	 Bryan Bickell Left Wing With IceHogs: 2007 - 10, 2015 - 16 IceHogs Stats: 227gp 56g-59a-115pts 193 PIMs NHL Teams: CHI, CAR NHL Totals: 384gp 65g-70a-135pts 188 PIMs NHL Debut: With Chicago (4/5/07) vs. Detroit First NHL Goal: With Chicago (4/5/07) vs. Detroit	 Mike Brodeur Goalie With IceHogs: 2007-08 IceHogs Stats: 8gp 2-3-0 .904 SPCT 2.81 GAA 0 SO NHL Teams: OTT NHL Totals: 7gp 3-1-0 .966 SPCT 2.17 GAA 1 SO NHL Debut: With OTT (2/19/09) vs. MIN First NHL Win: With OTT (12/19/09) vs. MIN
	 Mike Blunden Right Wing With IceHogs: 2007- 09 IceHogs Stats: 112gp 19g-28a-47pts 122 PIMs NHL Teams: MON, CBJ, CHI, TBL, OTT NHL Totals: 127gp 7g-6a-13pts 145 PIMs NHL Debut: With Chicago (10/25/06) vs. Van. First NHL Goal: With Columbus (3/25/10) vs. Chi.	 Evan Brophey Center With IceHogs: 2007- 11 IceHogs Stats: 299gp 44g-64a-108pts 174 PIMs NHL Teams: CHI, COL NHL Totals: 4gp 0g-0a-0pts 0 PIMs NHL Debut: With Chicago (11/23/10) vs. COL
Team History	 Dave Bolland Center With IceHogs: 2007- 08 IceHogs Stats: 16gp 6g-4a-10pts 18 PIMs NHL Teams: CHI, TOR, FLA NHL Totals: 433gp 85g-123a-208pts 299 PIMs NHL Debut: With Chicago (10/25/06) vs. Van. First NHL Goal: With Chicago (12/16/07) vs. Fla.	 Troy Brouwer Right Wing With IceHogs: 2007- 09 IceHogs Stats: 80gp 39g-25a-62pts 174 PIMs NHL Teams: CHI, WAS, STL, CGY, FLA, STL NHL Totals: 851gp 182g-181a-363pts 595 PIMs NHL Debut: With Chicago (12/23/06) vs. COL First NHL Goal: With Chicago (11/3/08) vs. COL
	 Nicolas Beaudin Defenseman With IceHogs: 2019-22 IceHogs Stats: 134gp, 7g, 34a, 41pts, 105 PIMs NHL Teams: CHI NHL Totals: 22gp, 2g, 4a, 6pts, 2 PIMs NHL Debut: With Chicago on 3/11/20 vs. SJ First NHL Goal: With Chicago on 2/11/21 vs. CBJ	 Dustin Byfuglien Defenseman/RW With IceHogs: 2007- 08 IceHogs Stats: 8gp 2g-5a-7pts 25 PIMs NHL Teams: WIN, ATL, CHI NHL Totals: 869gp 177g-348a-525pts 1094 PIMs NHL Debut: With Chicago (3/1/06) vs. Nashville First NHL Goal: With Chicago (3/1/06) vs. Nashville
Alumni		
		
Season Recaps		
		
Opponents		
		

ICEHOGS ALUMNI TO PLAY IN THE NHL

	<p>Lucas Carlsson Defenseman</p> <p>With IceHogs: 2018-21 IceHogs Stats: 124gp 15g-47a-62pts 64 PIMs NHL Teams: CHI NHL Totals: 58gp 3g-8a-11pts 12 PIMs NHL Debut: With CHI (2/23/20) at DAL First NHL Goal: With FLA (12/2/21) vs BUF</p>
	<p>Sam Carrick Center</p> <p>With IceHogs: 2016-17 IceHogs Stats: 57gp 11g-17a-28pts 85PIM NHL Teams: TOR, ANA NHL Totals: 25gp 1g-2a-3pts 15PIM NHL Debut: With TOR (11/1/14) vs CHI First NHL Goal: With TOR (3/26/15) vs FLA</p>
	<p>Adam Clendening Defenseman</p> <p>With IceHogs: 2012-15, 2017-18 IceHogs Stats: 271gp 29g-143a-172pts 250 PIMs NHL Teams: CHI, VAN, PIT, EDM, NYR, AZ, CBJ NHL Totals: 90gp 4g-20a-24pts 49 PIMs NHL Debut: With Chicago (11/20/14) vs CGY First NHL Goal: With Chicago (11/20/14) vs CGY</p>
	<p>Brett Connolly Forward</p> <p>With IceHogs: 2021-22 IceHogs Stats: 37gp 17g-18a-35pts 16 PIMs NHL Teams: TBL, BOS, WSH, FLA, CHI NHL Totals: 536gp 101g-94a-195pts 241 PIMs NHL Debut: With Tampa (10/7/11) at CAR First NHL Goal: With Tampa (11/1/11) at CAR</p>
	<p>Joseph Cramarossa Center</p> <p>With IceHogs: 2019-20 IceHogs Stats: 42gp 5g-7a-12pts 110 PIMs NHL Teams: ANA, VAN, MIN NHL Totals: 68gp 5g-8a-13pts 81 PIMs NHL Debut: With ANA (10/23/16) vs VAN First NHL Goal: With ANA (11/1/16) vs LAK</p>
	<p>Corey Crawford Goalie</p> <p>With IceHogs: 2007-10 IceHogs Stats: 145gp 75-55-10 .910 SPCT 2.67 GAA 6 SO NHL Teams: CHI NHL Totals: 488gp 260-162-53 .918 SPCT 2.44 GAA 26 SO NHL Debut: With Chicago (1/22/06) vs MIN First NHL Win: With Chicago (3/5/08) vs ANA</p>
	<p>Mark Cullen Center</p> <p>With IceHogs: 2009 - 10 IceHogs Stats: 62gp 21g-32a-53pts 16 PIMs NHL Teams: CHI, FLA, PHI NHL Totals: 38gp 7g-10a-17pts 4 PIMs NHL Debut: With Chicago (11/10/05) vs STL First NHL Goal: With Chicago (11/10/05) vs STL</p>
	<p>Jassen Cullimore Defenseman</p> <p>With IceHogs: 2009 - 11 IceHogs Stats: 100gp 4g-13a-17pts 78 PIMs NHL Teams: CHI, FLA, TBL, MON, VAN NHL Totals: 812gp 26g-85a-111pts 704 PIMs NHL Debut: With Vancouver (2/17/95) at Ana. First NHL Goal: With Vancouver (4/8/95) at Calgary</p>
	<p>Kyle Cumiskey Defenseman</p> <p>With IceHogs: 2014 - 15 IceHogs Stats: 54g 2g-18a-20pts 10 PIMs NHL Teams: COL, CHI NHL Totals: 139gp 9g-26a-35pts 48 PIMs NHL Debut: With Colorado (1/1/07) at Nashville First NHL Goal: With Colorado (1/6/07) at Minnesota</p>
	<p>Kirby Dach Forward</p> <p>With IceHogs: 2019-20 IceHogs Stats: 3gp 0g-0a-0pts 0 PIMs NHL Teams: CHI, MTL NHL Totals: 152gp 19g-40a-59pts 71 PIMs NHL Debut: With Chicago (10/20/19) vs WSH First NHL Goal: With Chicago (10/22/19) vs VGK</p>

	<p>Klas Dahlbeck Defenseman</p> <p>With IceHogs: 2012 - 15 IceHogs Stats: 194gp 15g-36a-51pts 113 PIMs NHL Teams: ARI, CHI, CAR NHL Totals: 170gp 6g-17a-23pts 87 PIMs NHL Debut: With Chicago (12/6/14) at Nashville First NHL Goal: With Chicago (12/11/14) at Boston</p>
	<p>Carl Dahlstrom Defenseman</p> <p>With IceHogs: 2014 - 19 IceHogs Stats: 162gp 10g-38a-48pts 56 PIMs NHL Teams: CHI, WPG, TOR NHL Totals: 67gp 0g-12a-12pts 14 PIMs NHL Debut: With Chicago (2/10/18) at MIN First NHL Goal:</p>
	<p>Phillip Danault Center</p> <p>With IceHogs: 2011 - 15 IceHogs Stats: 154gp 19g-47a-66pts 90 PIMs NHL Teams: CHI, MTL, LAK NHL Totals: 553gp 100g-204a-304pts 279 PIM NHL Debut: With Chicago (11/22/14) at EDM First NHL Goal: With Montreal (1/8/16) vs. BUF</p>
	<p>Marko Dano Center</p> <p>With IceHogs: 2015 - 16 IceHogs Stats: 34gp 4g-19a-23pts 40 PIMs NHL Teams: CBJ, CHI, WIN, COL NHL Totals: 138gp 19g-26a-45pts 47 PIM NHL Debut: With CBJ on 10/9/14 at BUF First NHL Goal: With CBJ (10/11/14) vs. NYR</p>
	<p>Scott Darling Goalie</p> <p>With IceHogs: 2014-15 IceHogs Stats: 26gp 14-8-2 .927 SPCT 2.20 GAA 2 SO NHL Teams: CHI, CAR NHL Totals: 128gp 64-42-18 2.72 GAA .908 SPCT 4 SO NHL Debut: With Chicago (10/26/14) vs OTT First NHL Win: With Chicago (10/26/14) vs OTT</p>
	<p>Laurent Dauphin Center</p> <p>With IceHogs: 2017 - 18 IceHogs Stats: 33gp 4g-10a-14pts 23 PIM NHL Teams: AZ, MTL NHL Totals: 94gp 8g-9a-17pts 53 PIM NHL Debut: With AZ (12/29/15) vs. CHI First NHL Goal: With AZ (1/4/16) at VAN</p>
	<p>Collin Delia Goalie</p> <p>With IceHogs: 2017-22 IceHogs Stats: 112gp 59-39-11 .908 SPCT, 2.79 GAA 5 SO NHL Teams: CHI, VAN NHL Totals: 52gp 19-18-7 .897 SPCT 3.51 GAA NHL Debut: With Chicago (3/29/18) vs WPG First NHL Win: With Chicago (3/29/18) vs WPG</p>
	<p>Chris DiDomenico Center</p> <p>With IceHogs: 2010-12, 2017-18 IceHogs Stats: 96gp 10g-30a-40pts 70 PIMs NHL Teams: OTT NHL Totals: 27 gp 6g-4a-10pts 14 PIMs NHL Debut: With OTT (03/09/17) at Arizona First NHL Goal: With OTT (2/8/18) vs. NSH</p>
	<p>Jake Dowell Center</p> <p>With IceHogs: 2007 - 10, 2015 - 16 IceHogs Stats: 274gp 31g-64a-95pts 387 PIMs NHL Teams: MIN, DAL, CHI NHL Totals: 157gp 11g-22a-33pts 133 PIMs NHL Debut: With Chicago (11/19/07) at Calgary First NHL Goal: With Chicago (11/19/07) at Calgary</p>
	<p>Victor Ejdsell Center</p> <p>With IceHogs: 2017-19 IceHogs Stats: 66gp 12g-18a-30pts 24 PIM NHL Teams: CHI NHL Totals: 6gp 0g-1a-1pts 0 PIMs NHL Debut: With Chicago (3/26/18) vs. SJS First NHL Goal: With Chicago (3/26/18) vs. SJS</p>

Team Info

Hockey Ops

2022-23 Recap

Records

Playoff Records





Team History









Alumni

Season Recaps


Opponents

ICEHOGS ALUMNI TO PLAY IN THE NHL


Team Info	Team Info
Hockey Ops	Hockey Ops
2022-23 Recap	2022-23 Recap
Records	Records
Playoff Records	Playoff Records
Team History	Team History
Alumni	Alumni
Season Recaps	Season Recaps
Opponents	Opponents
	MacKenzie Entwistle Right Wing With IceHogs: 2019-22 IceHogs Stats: 80gp 15g-24a-39pts 52 PIM NHL Teams: CHI NHL Totals: 60gp 6g-8a-14pts 25 PIMs NHL Debut: With Chicago (3/23/21) vs. FLA First NHL Goal: With Chicago (5/9/21) vs. SJS
	Gustav Forsling Defenseman With IceHogs: 2016-19 IceHogs Stats: 53gp 3g-12a-15pts 20 PIM NHL Teams: CHI, FLA NHL Totals: 318gp 36g-86a-122pts 108 PIM NHL Debut: With CHI (10/12/16) vs St. Louis First NHL Goal: With CHI (12/13/16) vs Montreal
	Alexandre Fortin Left Wing With IceHogs: 2017 - 19 IceHogs Stats: 100gp 10g-23a-33pts 30 PIM NHL Teams: CHI NHL Totals: 24gp 3g-3a-6pts 2 PIM NHL Debut: With Chicago (10/11/18) at MN First NHL Goal: With Chicago (10/21/18) vs. TBL
	Colin Fraser Center With IceHogs: 2007 - 08 IceHogs Stats: 75gp 17g-24a-41pts 165 PIMs NHL Teams: EDM, CHI, LA, STL NHL Totals: 359gp 20g-38a-58pts 290 PIMs NHL Debut: With Chicago (1/7/07) vs. PHX First NHL Goal: With Chicago (10/15/08) vs. PHX
	Byron Froese Center With IceHogs: 2011 - 14 IceHogs Stats: 94gp 4g-13a-17pts 17PIMs NHL Teams: TOR, TBL, MTL NHL Totals: 110gp 5g-11a-16pts 47PIMs NHL Debut: With Toronto (10/24/15) at Montreal First NHL Goal: With Toronto (12/19/15) vs. LAK
	Jakub Galvas Defenseman With IceHogs: 2021 - 23 IceHogs Stats: 59gp 2g-18a-20pts 114 PIMs NHL Teams: CHI NHL Totals: 6gp 0g-0a-0pts 0 PIMs NHL Debut: With CHI (1/25/22) vs. NJD
	Dennis Gilbert Defense With IceHogs: 2018-19 IceHogs Stats: 63gp 5g-9a-14pts 67PIMs NHL Teams: CHI NHL Totals: 1gp 0g-0a-0pts 2 PIM NHL Debut: With CHI (4/3/19) vs. STL First NHL Goal:
	Jeff Glass Goalie With IceHogs: 2016 - 18 IceHogs Stats: 48gp, 23-19-4, 2.74 GAA, .908 SPCT NHL Teams: CHI NHL Totals: 15sp, 3-7-3, 3.36 GAA, .898 SPCT NHL Debut: With CHI (12/31/17) at EDM First NHL Win: With CHI (12/31/17) at EDM
	Erik Gustafsson Defenseman With IceHogs: 2015 - 18 IceHogs Stats: 120gp 11g-47a-58pts 96PIMs NHL Teams: CHI, CGY, PHI, MTL, WSH, TOR NHL Totals: 379gp 39g-152a-191pts 108 PIM NHL Debut: With CHI (2/25/23) at SJS First NHL Goal: With CHI (2/25/23) at SJS
	David Gust Forward With IceHogs: 2022 - 23 IceHogs Stats: 65gp 29g-33a-59pts 54 PIM NHL Teams: CHI NHL Totals: 60gp 6g-8a-14pts 25 PIMs NHL Debut: With Chicago (3/23/21) vs. FLA First NHL Goal: With Chicago (5/9/21) vs. SJS

	Cole Guttman Center With IceHogs: 2022 - 23 IceHogs Stats: 39gp 16g-14a-30pts 26 PIM NHL Teams: CHI NHL Totals: 14gp 4g-2a-6pts 2 PIM NHL Debut: With Chicago (2/15/23) at TOR First NHL Goal: With Chicago (2/19/21) vs. TOR
	Brandon Hagel Left Wing With IceHogs: 2018-20 IceHogs Stats: 67gp 19g-13a-32pts 40 PIMs NHL Teams: CHI, TBL NHL Totals: 211gp 64g-68a-132pts 96 PIMs NHL Debut: With Chicago (3/11/20) vs. SJS First NHL Goal: With Chicago (2/23/21) at CBJ
	Mike Hartman Right Wing With IceHogs: 2021-23 IceHogs Stats: 101gp 24g-26a-50pts 44 PIMs NHL Teams: CHI NHL Totals: 37gp 1g-4a-5pts 11 PIMs NHL Debut: With Chicago (4/27/21) vs TBL First NHL Goal: With Chicago (5/4/21) at CAR
	Ryan Hartman Right Wing With IceHogs: 2013 - 16 IceHogs Stats: 139gp 31g-48a-79pts 257 PIMs NHL Teams: CHI, NSH, PHI NHL Totals: 506gp 107g-126a-233pts 505 PIM NHL Debut: With Chicago (2/13/15) vs NJ First NHL Goal: With Chicago (10/12/16) vs STL
	John Hayden Right Wing With IceHogs: 2017-18 IceHogs Stats: 24gp 5g-12a-17pts 7 PIMs NHL Teams: CHI, NJD, ARI, BUF, SEA NHL Totals: 247gp 17g-20a-37pts 290 PIM NHL Debut: With Chicago (3/16/17) at OTT First NHL Goal: With Chicago (3/18/17) at TOR
	Jimmy Hayes Right Wing With IceHogs: 2010 - 14 IceHogs Stats: 120gp 36g-40a-76pts 38 PIMs NHL Teams: CHI, FLA, BOS, NJD NHL Totals: 334gp 54g-55a-109pts 149 PIMs NHL Debut: With Chicago (12/30/11) vs. Detroit First NHL Goal: With Chicago (1/2/12) vs. Edmonton
	Jordan Hendry Defenseman With IceHogs: 2007 - 09 IceHogs Stats: 98gp 6g-10a-16pts 103 PIMs NHL Teams: CHI, ANA NHL Totals: 131gp 4g-9a-13pts 40 PIMs NHL Debut: With Chicago (1/9/08) vs. Dallas First NHL Goal: With Chicago (4/2/08) vs. Detroit
	Matthew Highmore Center With IceHogs: 2017-18 IceHogs Stats: 76gp 27g-25a-72pts 30 PIM NHL Teams: CHI, VAN, STL NHL Totals: 139gp 12g-15a-27pts 28PIMs NHL Debut: With CHI (3/1/18) at SJS First NHL Goal: With CHI (3/10/18) at BOS
	Vinny Hinostroza Center With IceHogs: 2014 - 18 IceHogs Stats: 109gp 30g-52a-82pts 36 PIMs NHL Teams: CHI, ARI, FLA, BUF NHL Totals: 360gp 53g-95a-148pts 99 PIM NHL Debut: With CHI (10/17/15) vs. Columbus First NHL Goal: With CHI (1/19/16) at Vancouver
	Niklas Hjalmarsson Defenseman With IceHogs: 2007 - 09 IceHogs Stats: 99gp 10g-25a-31pts 84 PIMs NHL Teams: CHI, ARI NHL Totals: 821gp 25g-147a-172pts 332 PIM NHL Debut: With Chicago (2/28/08) at Dallas First NHL Goal: With Chicago (4/11/09) at Detroit


ICEHOGS ALUMNI TO PLAY IN THE NHL




Justin Holl **Defenseman**
 With IceHogs: 2014-15
 IceHogs Stats: 2gp 0g-0a-0pts 0 PIMs
 NHL Teams: TOR
 NHL Totals: 285gp 11g-71a-82pts 150 PIM
 NHL Debut: With Toronto (1/31/18) vs. NYI
 First NHL Goal: With Toronto (1/31/18) vs. NYI



Carter Hutton **Goalie**
 With IceHogs: 2011 - 13
 IceHogs Stats: 94gp 48-35-5 .912 SPCT, 2.58 GAA
 NHL Teams: NSH, CHI, STL, BUF, ARI
 NHL Totals: 234gp 94-90-27 2.76 GAA, .908 SPCT
 NHL Debut: With Chicago (4/26/13) at STL
 First NHL Win: With Nashville (10/20/13) at WPG




Raitis Ivanans **Left Wing**
 With IceHogs: 2002 - 04
 IceHogs Stats: 51gp 4g-2a-6pts 208 PIMs
 NHL Teams: CGY, LA, MON
 NHL Totals: 282gp 12g-6a-18pts 569 PIMs
 NHL Debut: With Montreal (10/8/05) vs. TOR
 First NHL Goal: With LA (10/12/06) vs. DAL



Doug Janik **Defenseman**
 With IceHogs: 2008 - 09
 IceHogs Stats: 4gp 0g-2a-2pts 4 PIMs
 NHL Teams: DET, BUF, TB, DAL, MON
 NHL Totals: 190gp 3g-16a-19pts 154 PIMs
 NHL Debut: With Buffalo (3/14/03) vs. Tampa
 First NHL Goal: With Tampa Bay (1/2/07) at Mon.



Hugh Jessiman **Right Wing**
 With IceHogs: 2010 - 11
 IceHogs Stats: 25gp 3g-2a-5pts 27 PIMs
 NHL Teams: FLA
 NHL Totals: 2gp 0g-0a-0pts 5 PIMs
 NHL Debut: With Florida (2/27/11) vs. NJ



Stephen Johns **Defenseman**
 With IceHogs: 2013 - 15
 IceHogs Stats: 58gp 5g-21a-26pts 48 PIMs
 NHL Teams: DAL
 NHL Totals: 167gp 15g-18a-33pts 93 PIMs
 NHL Debut: With DAL (3/11/16) vs. Chicago
 First NHL Goal: With DAL (3/17/16) vs. TB



Aaron Johnson **Defenseman**
 With IceHogs: 2008 - 09
 IceHogs Stats: 2gp 0g-1a-1pts 4 PIMs
 NHL Teams: BOS, CBJ, EDM, CGY, CHI, NYI
 NHL Totals: 291gp 17g-45a-62pts 227 PIMs
 NHL Debut: With Columbus (12/2/03) vs. Ana.
 First NHL Goal: With Columbus (2/11/04) vs. LA




Luke Johnson **Center**
 With IceHogs: 2016 - 19
 IceHogs Stats: 199gp 39g-39a-78pts 127 PIM
 NHL Teams: CHI, MIN
 NHL Totals: 32gp 1g-1a-2pts 13 PIM
 NHL Debut: With CHI (10/4/18) at OTT
 First NHL Goal:



Reece Johnson **Center**
 With IceHogs: 2018-22
 IceHogs Stats: 83gp 9g-14a-23pts 105 PIMs
 NHL Teams: CHI
 NHL Totals: 99gp 5g-7a-12pts 63 PIMs
 NHL Debut: With Chicago (1/31/21) vs. CBJ
 First NHL Goal: With Chicago (11/23/21) at CGY



Ryan Johnson **Center**
 With IceHogs: 2010 - 11
 IceHogs Stats: 1gp 0g-0a-0pts 0 PIMs
 NHL Teams: CHI, VAN, STL, FLA, TB
 NHL Totals: 701gp 38g-84a-122pts 250 PIMs
 NHL Debut: With Florida (12/5/97) at Wash.
 First NHL Goal: With Florida (4/7/99) vs. Boston



Henri Jokiharju **Defense**
 With IceHogs: 2018-19
 IceHogs Stats: 30gp 2g-15a-17pts 14 PIM
 NHL Teams: CHI, BUF
 NHL Totals: 273gp 13g-54a-67pts 102 PIM
 NHL Debut: With CHI (10/4/18) at OTT
 First NHL Goal: With BUF (11/1/19) at WSH




Tomas Jurco **Center**
 With IceHogs: 2017-18
 IceHogs Stats: 36gp 13g-12a-25pts 38 PIMs
 NHL Teams: CHI, DET, EDM, VEG
 NHL Totals: 221gp 22g-31a-53pts 64 PIMs
 NHL Debut: With Florida (10/20/11) vs. Buffalo
 First NHL Goal: With San Jose (12/29/13) vs. Ana.



Wyatt Kalynuk **Defenseman**
 With IceHogs: 2020-22
 IceHogs Stats: 60gp 9g-28a-37pts 6 PIMs
 NHL Teams: CHI
 NHL Totals: 26gp 4g-5a-9pts 6 PIM
 NHL Debut: With Chicago (3/7/21) vs. TBL
 First NHL Goal: With Chicago (4/10/21) at CBJ



David Kampf **Center**
 With IceHogs: 2017-18
 IceHogs Stats: 33gp 7g-11a-18pts 14 PIMs
 NHL Teams: CHI, TOR
 NHL Totals: 399gp 35g-76a-111pts 82 PIM
 NHL Debut: With CHI (12/28/17) at VAN
 First NHL Goal: With CHI (1/12/18) vs. WPG



Bracken Kearns **Center**
 With IceHogs: 2009 - 10
 IceHogs Stats: 80gp 15g-36a-51pts 99 PIMs
 NHL Teams: SJ, FLA, NYI
 NHL Totals: 35gp 3g-3a-6pts 22 PIMs
 NHL Debut: With Florida (10/20/11) vs. Buffalo
 First NHL Goal: With San Jose (12/29/13) vs. Ana.



Tanner Kero **Center**
 With IceHogs: 2014 - 18
 IceHogs Stats: 130gp 40g-44a-84pts 45 PIMs
 NHL Teams: CHI, DAL
 NHL Totals: 134gp 11g-24a-35pts 16 PIMs
 NHL Debut: With Chicago (10/29/15) at WPG
 First NHL Goal: With Chicago (11/6/15) at NJ




Kevin Klein **Defenseman**
 With IceHogs: 2004 - 05
 IceHogs Stats: 3gp 2g-1a-3pts 0 PIMs
 NHL Teams: NYR, NSH
 NHL Totals: 627gp 38g-116a-154pts 185 PIMs
 NHL Debut: With Nashville (12/3/05) vs. Phi.
 First NHL Goal: With Nashville (1/26/07) vs. Chicago



Rob Klinskhammer **Left Wing**
 With IceHogs: 2008 - 12
 IceHogs Stats: 242gp 44g-65a-109pts 139 PIMs
 NHL Teams: PHX/ARI, OTT, CHI, PIT, EDM
 NHL Totals: 193gp 22g-21a-43pts 64 PIMs
 NHL Debut: With Chicago (12/8/10) vs. Dallas
 First NHL Goal: With Phoenix (3/9/13) vs. Dallas



David Koci **Left Wing**
 With IceHogs: 2007 - 08
 IceHogs Stats: 7gp 0g-0a-0pts 25 PIMs
 NHL Teams: COL, TB, STL, CHI
 NHL Totals: 142gp 3g-1a-4pts 461 PIMs
 NHL Debut: With Chicago (3/10/07) at Phoenix
 First NHL Goal: With Tampa Bay (3/26/09) at Mon.



Petri Kontioli **Center**
 With IceHogs: 2007 - 09
 IceHogs Stats: 147gp 37g-93a-130pts 60 PIMs
 NHL Teams: CHI
 NHL Totals: 12gp 0g-5a-5pts 6 PIMs
 NHL Debut: With Chicago (11/25/07) at Van.

Team Info

Hockey Ops

2022-23 Recap

Records

Playoff Records

Team History

Alumni

Season Recaps











Opponents

ICEHOGS ALUMNI TO PLAY IN THE NHL

Team Info	Team Info	Team Info
	 <p>Mike Kostka Defenseman With IceHogs: 2013 - 14 IceHogs Stats: 2 gp 0g-1a-1pts 2 PIMs NHL Teams: TB, CHI, TOR, NYR, OTT NHL Totals: 85gp 4g-17a-21pts 39 PIMs NHL Debut: With Toronto (1/19/13) at Montreal First NHL Goal: With Chicago (10/19/13) vs. Toronto</p>	 <p>Andreas Martinsen Left Wing With IceHogs: 2017-19 IceHogs Stats: 102gp 13g-24a-39pts 94 PIM NHL Teams: CHI, MTL, COL NHL Totals: 152gp 9g-14a-23pts 110 PIM NHL Debut: With COL (11/10/15) at PHI First NHL Goal: With COL (11/21/15) at WSH</p>
Hockey Ops	 <p>Marcus Kruger Center With IceHogs: 2012 - 13 IceHogs Stats: 34gp 8g-14a-22pts 24 PIMs NHL Teams: CHI, CAR NHL Totals: 520gp 38g-85a-123pts 234 PIM NHL Debut: With Chicago (3/23/11) vs. Florida First NHL Goal: With Chicago (10/29/11) vs. Col.</p>	 <p>Brandon Mashinter Left Wing With IceHogs: 2013 - 16 IceHogs Stats: 128gp 35g-32a-67pts 147 PIMs NHL Teams: CHI, SJ, NYR NHL Totals: 64gp 4g-1a-5pts 50 PIMs NHL Debut: With San Jose (12/29/10) at MIN First NHL Goal: With Chicago (2/13/15) vs. VAN</p>
2022-23 Recap	 <p>Philipp Kurashev Left Wing With IceHogs: 2019-20, 2021-22 IceHogs Stats: 39gp 9g-13a-22pts 8 PIMs NHL Teams: CHI NHL Totals: 191gp 23g-39a-62pts 38 PIM NHL Debut: With CHI (1/15/21) at TBL First NHL Goal: With CHI (1/19/21) at FLA</p>	 <p>Mark McNeill Center With IceHogs: 2011 - 16 IceHogs Stats: 215gp 66g-63a-129pts 114 PIMs NHL Teams: CHI, DAL NHL Totals: 2gp 0g-0a-0pts 0 PIMs NHL Debut: With Chicago (1/26/16) at CAR</p>
Records	 <p>Jason LaBarbera Goalie With IceHogs: 2013 - 14 IceHogs Stats: 32gp 15-15-2 .901 SPCT 2.94 GAA NHL Teams: NYR, LA, ARI, VAN, EDM, ANA NHL Totals: 187gp 62-73-0 .907 SPCT 2.85 GAA NHL Debut: With NYR (10/14/00) at Pittsburgh First NHL Win: With NYR (3/5/04) vs. Washington</p>	 <p>Brad Mills Center With IceHogs: 2012 - 14 IceHogs Stats: 61gp 15g-15a-30pts 109 PIMs NHL Teams: CHI, NJ NHL Totals: 34gp 1g-1a-2pts 37 PIMs NHL Debut: With New Jersey (10/30/10) at LA First NHL Goal: With New Jersey (11/3/10) at Chi.</p>
Playoff Records	 <p>Shawn Lalonde Defenseman With IceHogs: 2009 - 13 IceHogs Stats: 204gp 13g-57a-70pts 278 PIMs NHL Teams: CHI NHL Totals: 1gp 0g-0a-0pts 0 PIMs NHL Debut: With Chicago (4/26/13) at St. Louis</p>	 <p>Ian Mitchell Defenseman With IceHogs: 2020-23 IceHogs Stats: 67gp 13g-29a-42pts 23 PIMs NHL Teams: CHI NHL Totals: 82gp 4g-12a-16pts 22 PIMs NHL Debut: With Chicago (1/13/21) at TBL First NHL Goal: With Chicago (2/11/21) vs. CBJ</p>
Team History	 <p>Kevin Lankinen Goalie With IceHogs: 2018-20 IceHogs Stats: 40gp 15-22-3 .909 SPCT 2.77 GAA NHL Teams: CHI NHL Totals: 88gp 34-37-12 .904 SPCT, 3.13 GAA 2 SO NHL Debut: With Chicago (1/19/03) at FLA First NHL Win: With Chicago (1/22/21) vs. DET</p>	 <p>Tyler Motte Left Wing With IceHogs: 2015-17 IceHogs Stats: 48gp 12g-9a-21pts 22 PIMs NHL Teams: CHI, CBJ, VAN, NYR, OTT NHL Totals: 331gp 43g-38a-81pts 82 PIM NHL Debut: With CHI (10/12/16) vs St. Louis First NHL Goal: With CHI (10/21/16) at Columbus</p>
Alumni	 <p>Peter LeBlanc Left Wing With IceHogs: 2010 - 13 IceHogs Stats: 163gp 40g-46a-86pts 27 PIMs NHL Teams: WAS NHL Totals: 1gp 0g-0a-0pt 0 PIMs NHL Debut: With Washington (4/13/14) vs. TBL</p>	 <p>Jeremy Morin Left Wing With IceHogs: 2010 - 16 IceHogs Stats: 236gp 90g-90a-180pts 325 PIMs NHL Teams: CHI, CBJ NHL Totals: 82gp 10g-12a-22pts 69 PIMs NHL Debut: With Chicago (11/6/10) at Atlanta First NHL Goal: With Chicago (12/8/10) vs. Dallas</p>
Season Recaps	 <p>Nick Leddy Defenseman With IceHogs: 2010 - 13 IceHogs Stats: 53gp 5g-21a-26pts 14 PIMs NHL Teams: CHI, NYI, DET, STL NHL Totals: 929gp 70g-313a-383pts 187 PIM NHL Debut: With Chicago (10/7/10) at Colorado First NHL Goal: With Chicago (10/11/10) at Buffalo</p>	 <p>Antti Niemi Goalie With IceHogs: 2008 - 09 IceHogs Stats: 38gp 18-14-0-3 .912 SPCT 2.38 GAA 2 SO NHL Teams: SJ, CHI, DAL, PIT, FLA, MTL NHL Totals: 463gp 242-140-57 2.57 GAA, .912 SPCT NHL Debut: With Chicago (2/27/09) vs. PIT First NHL Win: With Chicago (3/1/09) vs. LA</p>
Opponents	 <p>Michael Leighton Goalie With IceHogs: 2014 - 16 IceHogs Stats: 88gp 50-21-12 .919 SPCT 2.35 GAA 10 SO NHL Teams: CHI, NSH, PHI, CAR NHL Totals: 111gp 37-43-14 .900 SPCT, 2.98 GAA 4 SO NHL Debut: With Chicago (1/8/03) vs. Phoenix First NHL Win: With Chicago (4/3/03) at St. Louis</p>	 <p>Jacob Nilsson Center With IceHogs: 2018 - 19 IceHogs Stats: 61gp 15g-17a-32pts 22 PIM NHL Teams: CHI NHL Totals: 2GP 0g-0a-0pts 0 PIM NHL Debut: With Chicago (12/23/18) vs. FLA First NHL Goal:</p>
	 <p>Mike Liambas Left Wing With IceHogs: 2015-16 IceHogs Stats: 44gp 1g-1a-2pts 188 PIMs NHL Teams: NSH, ANA NHL Totals: 8 gp 0g-1a-1pts 21 PIMs NHL Debut: With NSH (12/3/16) vs New Jersey First NHL Goal:</p>	 <p>Joakim Nordstrom Left Wing With IceHogs: 2012 - 15 IceHogs Stats: 92gp 26g-26a-52pts 52 PIMs NHL Teams: CHI, CAR, BOS, CGY NHL Totals: 444GP 32g-43a-75pts 77 PIM NHL Debut: With Chicago (10/11/13) vs. Wash. First NHL Goal: With Chicago (10/11/13) vs. NYI</p>

ICEHOGS ALUMNI TO PLAY IN THE NHL

	<p>Rostislav Olesz Right Wing</p> <p>With IceHogs: 2012 - 13 IceHogs Stats: 64gp 24g-36a-63pts 36 PIMs NHL Teams: NJ, CHI, FLA NHL Totals: 365gp 57g-77a-134pts 118 PIMs NHL Debut: With Florida (10/5/05) vs. Atlanta First NHL Goal: With Florida (10/10/05) at NYI</p>
	<p>Dylan Olsen Defenseman</p> <p>With IceHogs: 2010 - 14 IceHogs Stats: 152gp 6g-24a-30pts 89 PIMs NHL Teams: FLA, CHI NHL Totals: 124gp 5g-17a-22pts 36 PIMs NHL Debut: With Chicago (1/5/12) at Phi. First NHL Goal: With Florida (12/5/13) vs. Winnipeg</p>
	<p>Daniel Paille Left Wing</p> <p>With IceHogs: 2015 - 16 IceHogs Stats: 31gp 1g-3a-4pts 2PIMs NHL Teams: BUF, BOS, NYR NHL Totals: 582gp 85g-87a-172pts 135PIMs NHL Debut: With Buffalo (12/22/05) at Florida First NHL Goal: With Buffalo (11/14/06) vs. LA Kings</p>
	<p>Pascal Pelletier Left Wing</p> <p>With IceHogs: 2008 - 09 IceHogs Stats: 71gp 29g-25a-54pts 45 PIMs NHL Teams: VAN, CHI, BOS NHL Totals: 16gp 0g-0a-0pt 0 PIMs NHL Debut: With Boston (11/17/08) vs. Toronto</p>
	<p>Richard Petiot Defenseman</p> <p>With IceHogs: 2010 - 11 IceHogs Stats: 80gp 8g-29a-36pts 88 PIMs NHL Teams: TB, EDM, LA NHL Totals: 15gp 0g-3a-3pts 25 PIMs NHL Debut: With Philadelphia (4/7/06) at BUF</p>
	<p>Luke Philp Center</p> <p>With IceHogs: 2022-23 IceHogs Stats: 60gp 29g-24a-53pts 29 PIMs NHL Teams: CHI NHL Totals: 3gp 0g-1a-1pts 2 PIMs NHL Debut: With Chicago (1/24/23) at CGY</p>
	<p>Isaak Phillips Defenseman</p> <p>With IceHogs: 2020-23 IceHogs Stats: 142gp 18g-39a-57pts 80 PIMs NHL Teams: CHI NHL Totals: 20gp 1g-4a-5pts 9 PIMs NHL Debut: With Chicago (10/29/21) at CAR</p>
	<p>Brandon Pirri Center</p> <p>With IceHogs: 2010 - 14 IceHogs Stats: 238gp 68g-132a-200pts 168 PIMs NHL Teams: FLA, CHI, ANA, NYR, LV NHL Totals: 259GP 72g-47a-119pts 83 PIM NHL Debut: With Chicago (10/9/10) vs. Detroit First NHL Goal: With Chicago (10/17/13) vs. STL</p>
	<p>Ryan Potulny Center</p> <p>With IceHogs: 2010 - 11 IceHogs Stats: 58gp 18g-23a-41pts 30 PIMs NHL Teams: OTT, CHI, EDM, PHI NHL Totals: 126gp 22g-27a-49pts 54 PIMs NHL Debut: With Philadelphia (4/7/06) at Buffalo First NHL Goal: With Philadelphia (12/13/06) at Pit.</p>
	<p>John Quenneville Center</p> <p>With IceHogs: 2019-21 IceHogs Stats: 52gp 14g-10a-24pts 54 PIMs NHL Teams: NJD, CHI NHL Totals: 42gp 2g-3a-5pts 6 PIMs NHL Debut: With New Jersey (12/11/16) at CHI First NHL Goal: With New Jersey (3/21/17) vs. NYR</p>

	<p>Antti Raanta Goalie</p> <p>With IceHogs: 2013 - 15 IceHogs Stats: 26gp 15-6-1 .916 SPCT 2.61 GAA, 3 SO NHL Teams: CHI, NYR, ARI, CAR NHL Totals: 251GP 127-73-27 2.43 GAA, .918 SPCT NHL Debut: With Chicago (11/19/13) at Colorado First NHL Win: With Chicago (11/27/13) at Calgary</p>
	<p>Greg Rallo Left Wing</p> <p>With IceHogs: 2007 - 08 IceHogs Stats: 2gp 0g-0a-0pts 0 PIMs NHL Teams: FLA NHL Totals: 11gp 1g-0a-1pts 2 PIMs NHL Debut: With Florida (12/18/11) vs. Carolina First NHL Goal: With Florida (4/2/13) at Tampa Bay</p>
	<p>Dennis Rasmussen Center</p> <p>With IceHogs: 2014-16 IceHogs Stats: 98gp 20g-23a-43pts 48PIMs NHL Teams: CHI, ANA NHL Totals: 139gp 9g-12a-21pts 24PIMs NHL Debut: With Chicago (12/8/15) vs. Nashville First NHL Goal: With Chicago (12/8/15) vs. Nashville</p>
	<p>Peter Regin Center</p> <p>With IceHogs: 2014-15 IceHogs Stats: 69gp 10g-31a-41pts 30 PIMs NHL Teams: OTT, CHI NHL Totals: 243gp 23g-44a-67pts 64 PIMs NHL Debut: With OTT (1/20/09) vs. Washington First NHL Goal: With OTT(1/29/09) at St. Louis</p>
	<p>Alec Regula Defenseman</p> <p>With IceHogs: 2020-23 IceHogs Stats: 108gp 12g-39a-51pts 118 PIMs NHL Teams: CHI NHL Totals: 22gp 1g-0a-1pts 16 PIMs NHL Debut: With Chicago (5/6/21) at CAR First NHL Goal: With Chicago (4/18/22) vs. CGY</p>
	<p>Lukas Reichel Center</p> <p>With IceHogs: 2021-23 IceHogs Stats: 111gp 41g-67a-108pts 18 PIMs NHL Teams: CHI NHL Totals: 34gp 7g-8a-15pts 6 PIMs NHL Debut: With Chicago (1/13/22) vs. MTL First NHL Goal: With Chicago (1/8/23) vs. CGY</p>
	<p>Danny Richmond Defenseman</p> <p>With IceHogs: 2007 - 10 IceHogs Stats: 40gp 2g-12a-14pts 156 PIMs NHL Teams: CHI, CAR NHL Totals: 49gp 0g-3a-3pts 75 PIMs NHL Debut: With Carolina (11/11/05) at Florida</p>
	<p>David Rundblad Defenseman</p> <p>With IceHogs: 2015 - 16 IceHogs Stats: 10gp 2g-2a-4pts 0PIMs NHL Teams: CHI, OTT, PHX NHL Totals: 113gp 4g-21a-25pts 30PIMs NHL Debut: With Ottawa (10/11/11) vs. MIN First NHL Goal: With Ottawa (11/27/11) vs. Carolina</p>
	<p>Buddy Robinson Forward</p> <p>With IceHogs: 2022-23 IceHogs Stats: 52gp 9g-11a-20pts 61 PIMs NHL Teams: CHI, OTT, CGY, ANA NHL Totals: 62gp 4g-8a-12pts 36 PIMs NHL Debut: With Ottawa (4/5/16) vs. PIT First NHL Goal: With Ottawa (4/7/16) vs. FLA</p>
	<p>Filip Roos Defenseman</p> <p>With IceHogs: 2022-23 IceHogs Stats: 39gp 3g-8a-11pts 20 PIMs NHL Teams: CHI NHL Totals: 17gp 1g-2a-3pts 4 PIMs NHL Debut: With Chicago (10/12/22) at COL First NHL Goal: With Chicago (11/12/22) at ANA</p>

Team Info

Hockey Ops

2022-23 Recap

Records

Playoff Records










Team History




Alumni

Season Recaps

Opponents

ICEHOGS ALUMNI TO PLAY IN THE NHL

Team Info	Team Info
	 <p>Jan Rutta Defenseman With IceHogs: 2018-19 IceHogs Stats: 8gp 1g-3a-4pts 2PIMs NHL Teams: CHI, TBL, PIT NHL Totals: 294gp 15g-55a-70pts 153 PIM NHL Debut: With CHI (10/5/17) vs. PIT First NHL Goal: With CHI (10/7/17) vs. CBJ</p>
	 <p>Brandon Saad Left Wing With IceHogs: 2012 - 13 IceHogs Stats: 31gp 8g-12a-20pts 10 PIMs NHL Teams: CHI, CBJ, STL NHL Totals: 781gp 227g-230a-457pts 142 PIMs NHL Debut: With Chicago (10/7/11) vs. Dallas First NHL Goal: With Chicago (2/5/13) at San Jose</p>
	 <p>Sergei Samsonov Right Wing With IceHogs: 2007 - 08 IceHogs Stats: 2gp 1g-0a-1pts 0 PIMs NHL Teams: FLA, CAR, CHI, MON, EDM, BOS NHL Totals: 888gp 235g-336a-571pts 209 PIMs NHL Debut: With Boston (10/2/97) vs. LA First NHL Goal: With Boston (10/25/97) vs. Florida</p>
	 <p>Cameron Schilling Defenseman With IceHogs: 2015 - 17 IceHogs Stats: 113gp 12g-27a-39pts 56 PIM NHL Teams: WSH, WIN NHL Totals: 100g 10g-1a-1-pts 4 PIM NHL Debut: With WSH (3/12/13) vs. CAR First NHL Goal:</p>
	 <p>Nick Schmaltz Right Wing With IceHogs: 2016-17 IceHogs Stats: 12gp 6g-3a-9pts 2 PIMs NHL Teams: CHI, ARI NHL Totals: 427 gp 100g-199a-299pts 102 PIMs NHL Debut: With CHI (10/12/16) vs St. Louis First NHL Goal: With CHI (10/15/16) vs Nashville</p>
	 <p>Rob Scuderi Defenseman With IceHogs: 2015 - 16 IceHogs Stats: 3gp 0g-0a-0pts 2PIMs NHL Teams: PIT, LAK, CHI NHL Totals: 783gp 8g-102a-110pts 198PIMs NHL Debut: With Pittsburgh (2/12/2004) at FLA First NHL Goal: With Pittsburgh on 3/7/2004 at NYR</p>
	 <p>Brandon Segal Right Wing With IceHogs: 2004 - 05, 2011 - 12 IceHogs Stats: 63gp 18g-16a-34pts 90 PIMs NHL Teams: DAL, LA, TB, NYR NHL Totals: 103gp 11g-11a-22pts 85 PIMs NHL Debut: With Tampa Bay (3/3/09) vs. Pit. First NHL Goal: With Los Angeles (1/9/10) vs. STL</p>
	 <p>Brett Seney Forward With IceHogs: 2022-23 IceHogs Stats: 59gp 23g-31a-54pts 57 PIMs NHL Teams: CHI NHL Totals: 62gp 6g-8a-14pts 33 PIMs NHL Debut: With New Jersey (11/3/18) at NYI First NHL Goal: With New Jersey (11/11/18) at WPG</p>
	 <p>Andrew Shaw Right Wing With IceHogs: 2011 - 13 IceHogs Stats: 66gp 20g-17a-37pts 283 PIMs NHL Teams: CHI, MTL NHL Totals: 544gp 116g-131a-247pts 573 PIMs NHL Debut: With Chicago (1/5/12) at Phi. First NHL Goal: With Chicago (1/5/12) at Phi.</p>
	 <p>Dylan Sikura Right Wing With IceHogs: 2018 - 19 IceHogs Stats: 143GP 45g-55a-100pts 100 PIM NHL Teams: CHI, VGK, COL NHL Totals: 58GP 3g-14a-17pts 0 PIM NHL Debut: With CHI (3/29/18) at vs. WPG First NHL Goal: With CHI (1/5/20) vs. DET</p>

 <p>Kent Simpson Goalie With IceHogs: 2011 - 14 IceHogs Stats: 38gp 18-14-0-3 .912 SPCT 2.38 GAA 2 SO NHL Teams: CHI NHL Totals: 1 gp 0-0-0 .714 SPCT 6.00 GAA SO NHL Debut: With Chicago (12/14/13) at Toronto</p>	 <p>Jack Skille Right Wing With IceHogs: 2007 - 10 IceHogs Stats: 180gp 59g-69a-128pts 140 PIMs NHL Teams: CBJ, FLA, CHI, COL, VAN NHL Totals: 368gp 43g-41a-84pts 118 PIMs NHL Debut: With Chicago (12/30/07) vs. LA First NHL Goal: With Chicago (1/8/08) at Montreal</p>
 <p>Ben Smith Right Wing With IceHogs: 2009-13 IceHogs Stats: 155gp 61g-48a-109pts 39 PIMs NHL Teams: CHI, S.J, TOR NHL Totals: 237gp 29g-25a-54pts 8 PIMs NHL Debut: With Chicago (10/29/10) vs. EDM. First NHL Goal: With Chicago (4/8/11) at Detroit</p>	 <p>Martin St. Pierre Center With IceHogs: 2007 - 08, 2012 - 13 IceHogs Stats: 145gp 47g-100a-147pts 137 PIMs NHL Teams: BOS, CHI, OTT, MTL NHL Totals: 39gp 3g-5a-8pts 12 PIMs NHL Debut: With Chicago (11/4/05) at Dallas First NHL Goal: With Chicago (2/14/07) vs. Pit.</p>
 <p>Ryan Stanton Defenseman With IceHogs: 2009 - 13 IceHogs Stats: 224gp 9g-51a-60pts 332 PIMs NHL Teams: VAN, CHI, WAS NHL Totals: 120gp 4g-23a-27pts 71 PIMs NHL Debut: With Chicago (4/26/13) at STL First NHL Goal: With Vancouver (10/17/13) at Buf.</p>	 <p>Jaxson Stauber Goaltender With IceHogs: 2022-23 IceHogs Stats: 17gp 6-8-0-0 .894 SPCT 3.32 GAA 0 SO NHL Teams: CHI NHL Totals: 6 gp 5-1-0 .911 SPCT 2.81 GAA 0 SO NHL Debut: With Chicago (1/21/23) at STL First NHL Win: With Chicago (1/21/23) at STL</p>
 <p>Viktor Svedberg Defenseman With IceHogs: 2013 - 18 IceHogs Stats: 248gp 14g-59a-73pts 258PIMs NHL Teams: CHI NHL Totals: 27gp 2g-2a-4pts 4PIMs NHL Debut: With Chicago (10/11/15) at NYI First NHL Goal: With Chicago (10/16/15) at WSH</p>	 <p>Jeff Taffe Center With IceHogs: 2010 - 11 IceHogs Stats: 74gp 30g-37a-67pts 22 PIMs NHL Teams: CHI, FLA, PIT, PHX, NYR, MIN NHL Totals: 180gp 21g-25a-46pts 40 PIMs NHL Debut: With Phoenix (1/14/02) at Col. First NHL Goal: With Phoenix (1/13/03) vs. St. Louis</p>
 <p>Teuvo Teravainen Center With IceHogs: 2013-15 IceHogs Stats: 44gp 8a-19a-22pts 8 PIMs NHL Teams: CHI, CAR NHL Totals: 594gp 130g-276a-406pts 116 PIM NHL Debut: With Chicago (4/25/14) vs. Dallas First NHL Goal: With Chicago (1/16/15) vs Winnipeg</p>	 <p>Trevor van Riemsdyk Defenseman With IceHogs: 2014-15 IceHogs Stats: 8gp 0g-3a-3pts 0PIMs NHL Teams: CHI, CAR NHL Totals: 531gp 24g-88a-112pts 159 PIM NHL Debut: With Chicago (11/16/14) vs DAL First NHL Goal: With Chicago (10/10/15) vs. NYI</p>

ICEHOGS ALUMNI TO PLAY IN THE NHL

	<p>Kris Versteeg Right Wing</p> <p>With IceHogs: 2007 - 08, 2019 - 20 IceHogs Stats: 55gp 18g-31a-49pts 174 PIMs NHL Teams: PHI, TOR, CHI, FLA, CAR, LA, CGY NHL Totals: 643gp 149g-209a-358pts 374 PIMs NHL Debut: With Chicago (11/22/07) at Calgary First NHL Goal: With Chicago (1/3/08) at Phoenix</p>
	<p>Alex Vlasic Defenseman</p> <p>With IceHogs: 2022-23 IceHogs Stats: 56gp 2g-17a-19pts 25 PIMs NHL Teams: CHI NHL Totals: 21gp 1g-2a-3pts 2 PIMs NHL Debut: With Chicago (3/19/22) at MIN First NHL Goal: With Chicago (4/20/22) at ARI</p>
	<p>James Wisniewski Defenseman</p> <p>With IceHogs: 2008 -09 IceHogs Stats: 2gp 3g-1a-4pts 0 PIMs NHL Teams: MON, NYR, ANA, CHI, CBJ, CAR NHL Totals: 552gp 53g-221a-274pts 459 PIMs NHL Debut: With Chicago (2/2/06) at St. Louis First NHL Goal: With Chicago (3/23/06) at Phoenix</p>
	<p>Dylan Wells Goaltender</p> <p>With IceHogs: 2022-23 IceHogs Stats: 17gp 9-6-1 .905 SPCT 2.96 GAA, 0 SO NHL Teams: CHI NHL Totals: 1GP 0-0-0 3.00 GAA, .923 SPCT NHL Debut: With Chicago (11/5/22) at WPG First NHL Win:</p>

Team Info

Hockey Ops

2022-23 Recap

Records

Playoff Records

Team History

Alumni

Season Recaps

Opponents

ICEHOGS ALUMNI TO WIN THE STANLEY CUP

(Players with names that appear on the Stanley Cup)

Team Info
Hockey Ops
2022-23 Recap
Records
Playoff Records
Team History
Alumni
Season Recaps
Opponents

Player	Year	Team
Bryan Bickell	2013, 2015	Chicago Blackhawks
Dave Bolland	2010, 2013	Chicago Blackhawks
Brandon Bollig	2013	Chicago Blackhawks
Nick Boynton	2010	Chicago Blackhawks
Troy Brouwer	2010	Chicago Blackhawks
Dustin Byfuglien	2010	Chicago Blackhawks
Brett Connolly	2018	Washington Capitals*
Corey Crawford	2013, 2015	Chicago Blackhawks
Jassen Cullimore	2004	Tampa Bay Lightning*
Kyle Cumiskey	2015	Chicago Blackhawks
Scott Darling	2015	Chicago Blackhawks
Colin Fraser	2010	Chicago Blackhawks
	2012	Los Angeles Kings
Jordan Hendry	2010	Chicago Blackhawks
Niklas Hjalmarsson	2010, 2013, 2015	Chicago Blackhawks
Marcus Kruger	2013, 2015	Chicago Blackhawks
Brett Lebda	2008	Detroit Red Wings*
Nick Leddy	2013	Chicago Blackhawks
Antti Niemi	2010	Chicago Blackhawks
Joakim Nordstrom	2015	Chicago Blackhawks
Daniel Paille	2011	Boston Bruins*
Jan Rutta	2020, 2021	Tampa Bay Lightning
Brandon Saad	2013, 2015	Chicago Blackhawks
Andrew Shaw	2013, 2015	Chicago Blackhawks
Ben Smith	2013	Chicago Blackhawks
Teuvo Teravainen	2015	Chicago Blackhawks
Trevor van Riemsdyk	2015	Chicago Blackhawks
Kris Versteeg	2010, 2015	Chicago Blackhawks

*Won the Stanley Cup before joining the IceHogs



ICEHOGS ALL-TIME CALL UPS/RECALLS (UHL)

Opponents
Season Recaps
Alumni
Team History
Playoff Records
Records
2022-23 Recap
Hockey Ops
Team Info

2006-07 (UHL)		Salt Lake City	AHL
Jesse Bennefield	Milwaukee	AHL	Nathan Lutz
	Iowa	AHL	Chicago
			Milwaukee
Paul Brown	Milwaukee	AHL	Olivier Proulx
Frederic Cloutier	Milwaukee	AHL	Jason Ralph
Nicolas Corbeil	Milwaukee	AHL	
Luke Fritshaw	Milwaukee	AHL	Michel Robinson
Chaz Johnson	Milwaukee	AHL	Brandon Segal
	Rochester	AHL	Tim Wedderburn
			Chicago
Nathan Lutz	Milwaukee	AHL	
Preston Mizzi	Milwaukee	AHL	
T.J. Reynolds	Milwaukee	AHL	2003-04 (UHL)
Kevin Ulanski	Milwaukee	AHL	Raitis Ivanans
Tim Wedderburn	Chicago	AHL	Nathan Lutz
	Hershey	AHL	Portland
			AHL
			Bob Nardella
			Chicago
			Reggie Savage
			Milwaukee
			Ronnie Vogel
			Cincinnati
			AHL*
2005-06 (UHL)			
Greg Barber	San Antonio	AHL	2002-03 (UHL)
	Milwaukee	AHL	Raitis Ivanans
Robin Big Snake	Milwaukee	AHL	Milwaukee
Dan Boeser	Milwaukee	AHL	Brant Nicklin
Matt Gens	Milwaukee	AHL	Chicago
Corey Hessler	Milwaukee	AHL	Jeremy Rebek
Chaz Johnson	Milwaukee	AHL	
Nathan Lutz	Manitoba	AHL	J.F. Rivard
	Milwaukee	AHL	Cincinnati
			AHL*
Preston Mizzi	San Antonio	AHL	
	Milwaukee	AHL	
Bob Nardella	Chicago	AHL	
Jason Notermann	Milwaukee	AHL	
Evgueni Nourislamov			
	Milwaukee	AHL	
Billy Tibbetts	Chicago	AHL	
Ronnie Vogel	Milwaukee	AHL	
2004-05 (UHL)			
Ryan Bonni	Milwaukee	AHL	
Terry Harrison	Milwaukee	AHL	
Kevin Klein	Milwaukee	AHL	
Seamus Kotyk	Milwaukee	AHL	
Eric Labelle	Milwaukee	AHL	

*=Did not play in a game



SEASON RECAPS

FINAL STATISTICS FOR 2021-22

37-30-4-1, 4TH CENTRAL DIVISION

Team Info	2021-22								
	PLAYER	GP	G	A	PTS	+/-	PIM	PP	SH
	*Lukas Reichel	56	21	36	57	-5	6	5	102
	Dylan McLaughlin	55	13	29	42	4	4	3	150
Hockey Ops	Brett Connolly	37	17	18	35	12	16	6	96
	Ian Mitchell	57	11	24	35	-2	19	6	90
	*Mike Hardman	43	19	13	32	8	8	8	104
	*Josiah Slavin	49	18	14	32	18	17	0	81
	*Michal Těplý	60	13	18	31	-3	6	4	103
	Andrei Altybarmakian	65	10	21	31	-2	70	2	103
	Evan Barratt	63	14	14	28	-5	70	3	88
2022-23 Recap	*Wyatt Kalynuk	52	7	20	27	-3	55	3	77
	*D.J. Busdeker	62	6	20	26	2	50	0	95
	*Alec Regula	41	4	22	26	6	37	0	78
	Isaak Phillips	64	10	15	25	0	46	0	94
	*Jakub Galvas	59	2	18	20	-1	14	0	62
	Ryan Stanton	56	3	15	18	8	42	0	78
	Nicolas Beaudin	66	2	14	16	-4	68	1	97
Records	Garrett Mitchell	67	6	9	15	-16	91	0	69
	*Cameron Morrison	43	5	9	14	1	6	0	50
	*Carson Gicewicz	61	5	9	14	-6	63	0	81
	Alexander Nylander	23	8	4	12	-10	2	2	51
	*Jakub Pour	44	6	2	8	-4	20	0	41

Team Info	2021-22								
	PLAYER	GP	G	A	PTS	+/-	PIM	PP	SH
	Kurtis Gabriel (total)	52	4	2	6	-9	120	0	41
	TOR	13	1	1	2	2	36	0	17
	RFD	39	3	1	4	-11	84	0	24
	Dmitri Osipov	45	3	2	5	-12	83	0	29
	Brandon Pirri	3	3	1	4	4	0	0	10
	*Chad Yetman	18	1	3	4	-2	4	0	16
	Cliff Watson	20	0	4	4	0	10	0	22
	Philipp Kurashev	3	2	1	3	2	0	1	7
	*Kale Howarth	12	2	1	3	-5	11	0	11
	Reese Johnson	7	1	2	3	0	0	0	13
	Collin Delia	22	1	1	2	0	0	0	1
	MacKenzie Entwistle	2	0	1	1	-1	6	0	4
	Chad Kryszewski	8	0	1	1	-2	2	0	2
	*Arvid Soderblom	38	0	1	1	0	2	0	0
	Mitch Gillam	1	0	0	0	0	0	0	0
	*Chris Wilkie	1	0	0	0	-1	0	0	0
	*Jacob LeGuerrier	4	0	0	0	2	0	0	3
	Riley McKay	4	0	0	0	-3	9	0	1
	Malcolm Subban	5	0	0	0	0	0	0	0
	*Michael Krutik	7	0	0	0	0	0	0	1
	*Cale Morris	7	0	0	0	0	0	0	0

*-rookie

GOALIE	GP	MIN	AVG	W	L	OTL	SO	GA	SAVES	SPCT
Mitch Gillam	1	59:24	0	1	0	0	1	0	38	1.000
*Arvid Soderblom	38	2280:59	2.76	21	15	2	2	105	1187	0.919
Collin Delia	22	1280:54	3.04	11	9	2	1	65	619	0.905
*Cale Morris	7	399:37	3.15	2	4	0	0	21	200	0.905
Malcolm Subban	5	301:57	3.38	2	2	1	0	17	142	0.893

2021-22 Recap

The IceHogs celebrated their 23rd season of professional hockey in the Stastline and 15th in the American Hockey League in 2021-22. Only six games into the regular season, the club saw their first big NHL call up with Head Coach Derek King named the Interm Head Coach of the Chicago Blackhawks on Nov. 6 and the promotion of Anders Sorensen from Associate Head Coach to interim bench boss of the IceHogs. Under Sorensen's guidance, the IceHogs rolled to a 35-26-4-1 record (.568 winning percentage) and 37-30-4-1 record overall.

Propelled by leading scorer, rookie and top Blackhawks prospect Lukas Reichel, the IceHogs advanced to the postseason for the seventh time in team history, swept the Texas Stars, 2-0, in the best-of-three Central Division First Round and bowed out to the AHL's top team in the regular season, the Chicago Wolves, in the best-of-five Central Division Semifinals (0-3).

FINAL STATISTICS FOR 2021-22, GAME-BY-GAME

Gm	Date	Opponent	Score	Record	Goaltender	Opposing Goalie	Shots
1	Fri., Oct. 15	at Grand Rapids	1-6 L	0-1-0-0	Malcolm Subban (18 saves)	Calvin Pickard (23 saves)	24/24
2	Sat., Oct. 16	at Chicago	5-3 W	1-1-0-0	Arvid Soderblom (40 saves)	Alex Lyon (17 saves)	22/43
3	Fri., Oct. 22	at Iowa	3-6 L	1-2-0-0	Arvid Soderblom (47 saves)	Andrew Hammond (16 saves)	19/53
4	Sat., Oct. 23	at Iowa	2-5 L	1-3-0-0	Collin Delia (26 saves)	Derek Baribeau (21 saves)	23/31
5	Thu., Oct. 28	at Texas	1-4 L	1-4-0-0	Malcolm Subban (30 saves)	Jake Oettinger (24 saves)	25/34
6	Sat., Oct. 30	at Texas	4-3 W	2-4-0-0	Arvid Soderblom (45 saves)	Jake Oettinger (15 saves)	19/48
7	Sat., Nov. 6	vs. Grand Rapids	1-2 L	2-5-0-0	Arvid Soderblom (25 saves)	Calvin Pickard (21 saves)	22/27
8	Sun., Nov. 7	vs. Manitoba	4-3 W	3-5-0-0	Malcolm Subban (34 saves)	Arvid Holm (17 saves)	21/37
9	Wed., Nov. 10	vs. Iowa	3-4 OTL	3-5-1-0	Malcolm Subban (39 saves)	Derek Baribeau (18 saves)	21/43
10	Fri., Nov. 12	vs. Chicago	1-4 L	3-6-1-0	Arvid Soderblom (30 saves)	Eetu Makiniemi (18 saves)	19/34
11	Fri., Nov. 19	vs. Chicago	6-3 W	4-6-1-0	Arvid Soderblom (30 saves)	Eetu Makiniemi (21 saves)	27/33
12	Sat., Nov. 20	at Chicago	3-2 SOW	5-6-1-0	Collin Delia (31 Saves)	Alex Lyon (23 saves)	26/33
13	Fri., Nov. 26	vs. Milwaukee	2-5 L	5-7-1-0	Arvid Soderblom (21 saves)	Connor Ingram (19 saves)	21/26
14	Sat., Nov. 27	at Chicago	2-3 SOL	5-7-1-1	Collin Delia (26 saves)	Alex Lyon (17 saves)	19/29
15	Sun., Nov. 28	vs. Milwaukee	2-1 W	6-7-1-1	Arvid Soderblom (36 saves)	Connor Ingram (19 saves)	21/37
16	Wed., Dec. 1	at Milwaukee	3-1 W	7-7-1-1	Malcolm Subban (21 saves)	Connor Ingram (27 saves)	30/22
17	Fri., Dec. 3	at Grand Rapids	4-1 W	8-7-1-1	Collin Delia (40 saves)	Calvin Pickard (27 saves)	41/31
18	Sat., Dec. 4	at Grand Rapids	2-6 L	8-8-1-1	C. Delia (6 saves)/C. Morris (17 saves)	Calvin Pickard (30 saves)	32/29
19	Wed., Dec. 8	vs. Iowa	4-3 SOW	9-8-1-1	Collin Delia (27 saves)	Derek Baribeau (30 saves)	34/39
20	Fri., Dec. 10	vs. Henderson	0-5 L	9-9-1-1	Collin Delia (23 saves)	Logan Thompson (28 saves)	23/33
21	Sat., Dec. 11	vs. Henderson	2-1 W	10-9-1-1	Cale Morris (17 saves)	Logan Thompson (40 saves)	42/18
22	Fri., Dec. 17	at Texas	3-1 W	11-9-1-1	Collin Delia (24 saves)	Anton Khudobin (29 saves)	32/25
23	Sat., Dec. 18	at Texas	2-3 L	11-10-1-1	Arvid Soderblom (26 saves)	Anton Khudobin (25 saves)	27/29
24	Tue., Dec. 21	vs. Milwaukee	0-2 L	11-11-1-1	Collin Delia (26 saves)	Connor Ingram (29 saves)	29/28
25	Fri., Jan. 7	vs. Chicago	8-0 W	12-11-1-1	Collin Delia (30 saves)	Michael Lacey (27 saves)	35/30
26	Sat., Jan. 8	at Milwaukee	6-2 W	13-11-1-1	Collin Delia (33 saves)	Devin Cooley (27 saves)	33/35
27	Fri., Jan. 14	vs. Cleveland	5-2 W	14-11-1-1	Arvid Soderblom (33 saves)	Greaves (5 saves) / Johnson (11 saves)	21/35
28	Sat., Jan. 15	vs. Cleveland	4-5 L	14-12-1-1	Collin Delia (30 saves)	Jet Greaves (31 saves)	35/35
29	Mon., Jan. 17	vs. Chicago	3-5 L	14-13-1-1	Arvid Soderblom (40 saves)	Alex Lyon (15 saves)	18/45
30	Fri., Jan. 21	vs. Texas	2-5 L	14-14-1-1	Collin Delia (20 saves)	Matt Jurusik (32 saves)	34/25
31	Sat., Jan. 22	vs. Texas	3-2 SOW	15-14-1-1	Arvid Soderblom (20 saves)	Adam Scheel (29 saves)	32/22
32	Wed., Jan. 26	vs. Iowa	1-2 OTL	15-14-2-1	Collin Delia (25 saves)	Zane McIntyre (20 saves)	21/27
33	Fri., Jan. 28	at Milwaukee	1-2 OTL	15-14-3-1	Arvid Soderblom (31 saves)	Connor Ingram (20 saves)	21/33
34	Sat., Jan. 29	at Chicago	1-0 SOW	16-14-3-1	Arvid Soderblom (36 saves)	Jack LaFontaine (16 saves)	17/36
35	Wed., Feb. 2	vs. Milwaukee	0-2 L	16-15-3-1	Arvid Soderblom (28 saves)	Connor Ingram (26 saves)	26/30
36	Fri., Feb. 4	at Iowa	4-2 W	17-15-3-1	Arvid Soderblom (33 saves)	Andrew Hammond (19 saves)	23/35
37	Sat., Feb. 5	vs. Iowa	2-4 L	17-16-3-1	Cale Morris (18 saves)	Zane McIntyre (35 saves)	37/22
38	Fri., Feb. 11	vs. Chicago	5-4 W	18-16-3-1	Collin Delia (43 saves)	A. Lyon (11 saves) / J. LaFontaine (7 saves)	23/47
39	Sat., Feb. 12	at Chicago	4-3 SOW	19-16-3-1	Collin Delia (33 saves)	Jack LaFontaine (16 saves)	20/36
40	Tues., Feb. 15	vs. Iowa	3-2 SOW	20-16-3-1	Arvid Soderblom (23 saves)	Zane McIntyre (32 saves)	35/25
41	Wed., Feb. 16	at Milwaukee	4-1 W	21-16-3-1	Collin Delia (28 saves)	Connor Ingram (32 saves)	36/29
42	Sat., Feb. 19	at Grand Rapids	2-5 L	21-17-3-1	Collin Delia (28 saves)	Calvin Pickard (29 saves)	31/33
43	Sun., Feb. 20	vs. Grand Rapids	2-5 L	21-18-3-1	Cale Morris (33 saves)	Victor Brattstrom (31 saves)	33/38
44	Fri., Feb. 25	at Iowa	3-4 L	21-19-3-1	Arvid Soderblom (25 saves)	Zane McIntyre (22 saves)	25/29
45	Sat., Feb. 26	vs. Texas	7-4 W	22-19-3-1	Collin Delia (28 saves)	M. Jurusik (5 saves) / A. Scheel (15 saves)	27/32
46	Sun., Feb. 27	vs. Texas	2-3 L	22-20-3-1	Arvid Soderblom (28 saves)	Adam Scheel (22 saves)	24/31
47	Thu., Mar. 3	at Manitoba	2-7 L	22-21-3-1	Collin Delia (39 saves)	Mikhail Berdin (25 saves)	27/46
48	Sat., Mar. 5	at Manitoba	3-5 L	22-22-3-1	Arvid Soderblom (27 saves)	Mikhail Berdin (25 saves)	28/32
49	Fri., Mar. 11	at Milwaukee	4-3 SOW	23-22-3-1	Arvid Soderblom (33 saves)	Devin Cooley (20 saves)	24/36
50	Sun., Mar. 13	at Cleveland	1-4 L	23-23-3-1	Collin Delia (25 saves)	Jet Greaves (24 saves)	25/29
51	Tue., Mar. 15	at Cleveland	4-3 OTW	24-23-3-1	Arvid Soderblom (33 saves)	Jet Greaves (28 saves)	32/36
52	Sat., Mar. 19	vs. Grand Rapids	5-1 W	25-23-3-1	Arvid Soderblom (29 saves)	Calvin Pickard (31 saves)	36/30
53	Sun., Mar. 20	vs. Milwaukee	3-2 W	26-23-3-1	Collin Delia (23 saves)	Devin Cooley (29 saves)	32/25
54	Wed., Mar. 23	vs. Manitoba	5-3 W	27-23-3-1	Arvid Soderblom (37 saves)	Arvid Holm (11 saves)	16/40
55	Fri., Mar. 25	at Iowa	4-5 OTL	27-23-4-1	Arvid Soderblom (43 saves)	Zane McIntyre (27 saves)	31/48
56	Sat., Mar. 26	vs. Manitoba	4-0 W	28-23-4-1	Mitch Gillam (38 saves)	Arvid Holm (23 saves)	26/38
57	Tues. Mar. 29	vs. Milwaukee	3-5 L	28-24-4-1	Arvid Soderblom (32 saves)	Connor Ingram (27 saves)	30/36
58	Fri., Apr. 1	at Tucson	4-3 OTW	29-24-4-1	Arvid Soderblom (27 saves)	Ivan Prosvetov (30 saves)	34/30
59	Sat., Apr. 2	at Tucson	6-3 W	30-24-4-1	Arvid Soderblom (21 saves)	Josef Korenar (21 saves)	26/24
60	Mon., Apr. 4	at Henderson	1-4 L	30-25-4-1	Cale Morris (20 saves)	Isiah Saville (29 saves)	30/24
61	Tues., Apr. 4	at Henderson	1-0 W	31-25-4-1	Arvid Soderblom (26 saves)	Jiri Patera (24 saves)	25/26
62	Sat., Apr. 9	vs. Tucson	4-2 W	32-25-4-1	Arvid Soderblom (14 saves)	Ivan Prosvetov (24 saves)	27/16
63	Sun., Apr. 10	vs. Tucson	5-3 W	33-25-4-1	Arvid Soderblom (34 saves)	Rasmus Korhonen (24 saves)	28/37
64	Fri., Apr. 16	at Manitoba	L-2-3	33-26-4-1	Arvid Soderblom (43 saves)	Mikhail Berdin (17 saves)	19/46
65	Sat., Apr. 17	at Manitoba	5-1 W	34-26-4-1	Arvid Soderblom (26 saves)	Evan Cormier (20 saves)	23/27
66	Tues., Apr. 19	at Chicago	4-3 W	35-26-4-1	Cale Morris (44 saves)	Jack LaFontaine (24 saves)	18/43
67	Wed., Apr. 20	vs. Grand Rapids	3-5 L	35-27-4-1	Arvid Soderblom (29 saves)	Victor Brattstrom (15 saves)	28/37
68	Sat., Apr. 23	vs. Manitoba	5-3 W	36-27-4-1	Arvid Soderblom (43 saves)	Mikhail Berdin (19 saves)	24/46
69	Sun., Apr. 24	vs. Iowa	3-5 L	36-28-4-1	Arvid Soderblom (34 saves)	Zane McIntyre (36 saves)	39/38
70	Wed., Apr. 27	at Iowa	6-1 W	37-28-4-1	Arvid Soderblom (34 saves)	Zane McIntyre (29 saves)	35/35
71	Fri., Apr. 29	at Milwaukee	2-3 L	37-29-4-1	Arvid Soderblom (24 saves)	Devin Cooley (29 saves)	31/27
72	Sat., Apr. 30	vs. Chicago	2-3 L	37-30-4-1	Cale Morris (51 saves)	Alex Lyon (23 saves)	26/54

Team Info
Hockey Ops
2022-23 Recap
Records
Playoff Records
Team History
Alumni
Season Recaps
Opponents

FINAL STATISTICS FOR 2020-21

12-19-1-0, 6TH CENTRAL DIVISION

Team Info										
PLAYER	GP	G	A	PTS	+/-	PIM	PP	SH		
Dylan McLaughlin	28	8	14	22	-6	2	3	2		
Cody Franson	26	4	13	17	1	12	1	0		
Evan Barratt	27	5	9	14	1	18	0	0		
Chris Wilkie	22	8	5	13	6	23	0	3		
D.J. Busdeker	24	5	7	12	-10	9	1	0		
Andrei Altybarmakian	29	5	7	12	-1	34	0	0		
MacKenzie Entwistle	22	4	8	12	-10	8	1	0		
Brandon Pirri	7	8	2	10	-2	0	3	0		
Wyatt Kalynuk	8	2	8	10	-1	6	2	0		
Nicolas Beaudin	9	2	8	10	0	4	1	0		
Isaak Phillips	27	2	7	9	-3	14	0	0		
Mitchell Fossier	19	5	3	8	-9	6	0	0		
Reese Johnson	18	4	4	8	4	40	0	0		
Matej Chalupa	27	4	3	7	-4	2	1	0		
Josiah Slavin	15	3	4	7	0	8	1	1		
Chad Yetman	16	2	5	7	6	0	1	0		
Dmitry Osipov	22	2	4	6	-10	34	0	0		
Brad Morrison	6	3	2	5	6	2	0	0		
Garrett Mitchell	29	3	2	5	-14	44	0	0		
Cole Moberg	22	1	4	5	2	14	0	0		
Michal Tepy	18	0	5	5	-1	6	0	0		
Tim Soderlund	23	0	5	5	-14	2	0	0		
Alec Regula	16	3	1	4	-1	12	0	0		

PLAYER	GP	G	A	PTS	+/-	PIM	PP	SH		
Lucas Carlsson	7	1	2	3	-2	4	1	0		
Anton Lindholm	16	1	2	3	-9	2	0	0		
Michael Krutil	21	0	3	3	-6	6	0	0		
John Quenneville	16	1	1	2	-6	23	1	0		
Chad Kryz	6	0	2	2	-5	0	0	0		
Carson Gicewicz	10	0	2	2	-1	8	0	0		
Gabriel Gagne	7	1	0	1	-7	2	0	0		
Ian Mitchell	5	0	1	1	-1	0	0	0		
Cliff Watson	8	0	1	1	-3	2	0	0		
Riley McKay	12	0	1	1	-4	25	0	0		
Scott Darling	1	0	0	0	0	0	0	0		
Madison Bowey	2	0	0	0	-2	6	0	0		
Tom Aubrun	3	0	0	0	0	0	0	0		
Collin Delia	4	0	0	0	0	0	0	0		
Ivan Nalimov	5	0	0	0	0	0	0	0		
Mikael Hakkarainen	6	0	0	0	1	2	0	0		
Cale Morris	7	0	0	0	0	0	0	0		
Matt Tomkins	15	0	0	0	0	0	0	0		

2022-23 Recap											
Records											
Playoff Records											
Team History	GOALIE	GP	MIN	AVG	W	L	OTL	SO	GA	SAVES	SPCT
Cale Morris	7	358	2.52	2	3	0	0	15	179	.923	
Matt Tomkins	15	880	3.21	5	9	1	0	47	458	.907	
Ivan Nalimov	5	262	3.43	2	2	0	0	15	116	.885	
Tom Aubrun	3	148	4.46	0	2	0	0	11	70	.864	
Scott Darling	1	60	5.00	0	1	0	0	5	22	.815	
Collin Delia	4	210	5.16	2	2	0	0	18	109	.858	

2020-21 Recap

After a prolonged offseason due to the COVID-19 pandemic, the Rockford IceHogs celebrated their 22nd season of professional hockey in the Stateline and 14th in the American Hockey League and as the top affiliate of the Chicago Blackhawks of the National Hockey League at the start of February with one of the youngest teams in their history.

Featuring 18 rookies out of 29 players on their Opening Night roster (20 rookies over 41 total players this season) and with Head Coach Derek King and Assistant Coach Anders Sorensen back behind the IceHogs bench for their third season, the club navigated through an 0-5-1 start to the campaign to rebound with a 12-14-0-0 run from late February through mid-May to finish with a 12-19-1-0 record in a truncated 32-game season.

FINAL STATISTICS FOR 2020-21, GAME-BY-GAME

Game	Date	Opponent	Score	Record	IceHogs Goalie	Game-Winning Goal	Shots
1	Sat. Feb. 6	vs. Chicago	4-5 L	0-1-0-0	Matt Tomkins (31 saves)	Rem Pitlick (CHI)	32/36
2	Tues. Feb. 9	at Chicago	2-5 L	0-2-0-0	Scott Darling (22 saves)	Rem Pitlick (CHI)	25/27
3	Sat. Feb. 13	at Iowa	2-3 OTL	0-2-1-0	Matt Tomkins (34 saves)	Adam Beckman (IA)	30/37
4	Tues. Feb. 16	vs. Chicago	2-3	L 0-3-1-0	Matt Tomkins (33 saves)	Philip Tomasino (CHI)	39/36
5	Thurs. Feb. 18	vs. Grand Rapids	1-3 L	0-4-1-0	Matt Tomkins (26 saves)	Riley Barber (GR)	13/29
6	Mon. Feb. 22	vs. Cleveland	3-7 L	0-5-1-0	Tomkins (17 svcs)/Morris (13 svcs)	Trey Fix-Wolansky (CLE)	32/37
7	Tues. Feb. 23	vs. Cleveland	3-2 W	1-5-1-0	Cale Morris (35 saves)	Isaak Phillips	24/37
8	Sat. Feb. 27	at Cleveland	3-6 L	1-6-1-0	Collin Delia (24 saves)	Tyler Sikura (CLE)	30/30
9	Wed. Mar. 3	vs. Grand Rapids	4-9 L	1-7-1-0	Delia (23 svcs)/Aubrun (17 svcs)	Tyler Spezia (GR)	21/49
10	Sat. Mar. 6	vs. Iowa	3-2 W	2-7-1-0	Collin Delia (35 saves)	Cody Franson	19/37
11	Sun. Mar. 7	vs. Iowa	4-3 OTW	3-7-1-0	Collin Delia (27 saves)	Andrei Altybarmakian	25/30
12	Thurs. Mar. 11	vs. Grand Rapids	1-3 L	3-8-1-0	Matt Tomkins (29 saves)	Kyle Criscuolo (GR)	18/32
13	Sat. Mar. 13	at Grand Rapids	2-1 OTW	4-8-1-0	Matt Tomkins (42 saves)	Dylan McLaughlin	22/43
14	Tues. Mar. 16	at Grand Rapids	2-1 OTW	5-8-1-0	Matt Tomkins (46 saves)	Dylan McLaughlin	22/47
15	Sun. Mar. 21	vs. Iowa	3-5 L	5-9-1-0	Matt Tomkins (17 saves)	Gabriel Dumont (IA)	36/22
16	Mon. Mar. 22	vs. Iowa	6-1 W	6-9-1-0	Cale Morris (38 saves)	Chris Wilkie	27/39
17	Sat. Mar. 27	at Chicago	3-6 L	6-10-1-0	Ivan Nalimov (31 saves)	Dominik Bokk (CHI)	26/37
18	Sun. Mar. 28	vs. Chicago	4-5 L	6-11-1-0	Matt Tomkins (28 saves)	Jamieson Rees (CHI)	24/33
19	Sat. Apr. 3	at Chicago	2-4 L	6-12-1-0	Cale Morris (31 saves)	Tanner Jeannot (CHI)	33/35
20	Wed. Apr. 7	vs. Chicago	4-3 W	7-12-1-0	Matt Tomkins (30 saves)	Brandon Pirri	17/33
21	Tues. Apr. 13	at Iowa	1-4 L	7-13-1-0	Cale Morris (29 saves)	Will Bitten (IA)	28/33
22	Sat. Apr. 17	vs. Chicago	4-3 SOW	8-13-1-0	Ivan Nalimov (23 saves)	Tim Soderlund (Shootout)	41/26
23	Fri. Apr. 23	at Iowa	3-2 L	8-14-1-0	Cale Morris (24 saves)	Brandon Duhaime (IA)	29/27
24	Sat. Apr. 24	at Iowa	5-3 W	9-14-1-0	Ivan Nalimov (36 saves)	Dylan McLaughlin	29/39
25	Wed. Apr. 28	at Grand Rapids	2-3 L	9-15-1-0	Morris (9 svcs)/Nalimov (9 svcs)	Gregor MacLeod (GR)	22/21
26	Sat. May 1	vs. Grand Rapids	3-2 W	10-15-1-0	Ivan Nalimov (17 saves)	Alec Regula	25/19
27	Mon. May 3	at Grand Rapids	3-2 SOW	11-15-1-0	Matt Tomkins (24 saves)	Cody Franson (Shootout)	39/26
28	Fri. May 7	at Iowa	1-6 L	11-16-1-0	Matt Tomkins (36 saves)	Hunter Jones (26 saves)	27/42
29	Sun. May 9	vs. Iowa	0-2 L	11-17-1-0	Matt Tomkins (29 saves)	Hunter Jones (35 saves)	35/31
30	Mon. May 10	at Chicago	5-6 L	11-18-1-0	Tom Aubrun (25 saves)	Beck Warm (23 saves)	28/31
31	Fri. May 14	vs. Chicago	4-1 W	12-18-1-0	Matt Tomkins (36 saves)	Beck Warm (20 saves)	24/37
32	Sat. May 15	at Chicago	1-3 L	12-19-1-0	Tom Aubrun (28 saves)	Antoine Bibeau (27 saves)	28/31

2020-21 Team Leaders

Points:	Dylan McLaughlin	22
Goals:	Dylan McLaughlin	8
	Chris Wilke, Brandon Pirri	
Assists:	Dylan McLaughlin	14
Penalty Minutes:	Garrett Mitchell	44
Plus/Minus:	Chad Yetman, Chris Wilkie,	
Brad Morrison		+6
Wins:	Matt Tomkins	5

Team Info

Hockey Ops

2022-23 Recap

Records

Playoff Records

Team History

Alumni

Season Recaps

Opponents

FINAL STATISTICS FOR 2019-20

29-30-2-2, 5TH CENTRAL DIVISION, 23RD OVERALL

Team Info	PLAYER	GP	G	A	PTS	+/-	PIM	PP	SH
	Tyler Sikura	63	14	20	34	10	22	3	1
	Dylan Sikura	45	14	19	33	11	20	3	0
	*Brandon Hagel	59	19	12	31	0	38	4	0
Hockey Ops	*MacKenzie Entwistle	56	11	15	26	0	38	4	0
	Lucas Carlsson	48	5	21	26	3	26	0	0
	John Quenneville	36	13	9	22	4	31	3	1
	Jacob Nilsson	62	7	14	21	-12	26	3	1
	* Philipp Kurashev	36	7	12	19	5	8	2	0
	Alexandre Fortin	44	8	9	17	0	12	0	2
	Anton Wedin	31	7	10	17	-8	8	1	0
2022-23 Recap	Joseph Cramarossa	51	7	8	15	-16	126	1	1
	WBS	9	2	1	3	-2	16	0	0
	RFD	42	5	7	12	-14	110	1	1
	Philip Holm	30	4	11	15	4	22	1	0
	*Nicolas Beaudin	59	3	12	15	-5	33	0	0
	Gabriel Gagne (total)	24	6	7	13	1	7	2	0
	ONT	3	0	1	1	1	0	0	0
	RFD	21	6	6	12	0	7	2	0
Records	Matthew Highmore	21	4	8	12	5	14	0	1
	Ian McCoshen (total)	63	2	10	12	-11	78	0	0
	SPR	7	0	4	4	2	4	0	0
	RFD	56	2	6	8	-13	74	0	0
	Nick Moutrey	52	5	6	11	-7	33	0	1
Playoff Records	T.J. Brennan (total)	34	1	10	11	1	44	0	0
	LV	28	1	7	8	-3	42	0	0
	RFD	6	0	3	3	4	2	0	0

PLAYER	GP	G	A	PTS	+/-	PIM	PP	SH
*Reese Johnson	52	4	4	8	-7	63	0	1
*Chad Krys	41	2	6	8	-5	18	0	0
*Joni Tuulola	56	2	6	8	5	22	0	0
*Dylan McLaughlin	28	2	5	7	-7	6	1	0
Dennis Gilbert	30	1	6	7	-1	46	0	0
Ben Youds	17	0	7	7	-2	14	0	0
Garrett Mitchell (total)	17	4	2	6	-2	9	0	0
LAV	2	0	0	0	0	0	0	0
RFD	15	4	2	6	-2	9	0	0
*Adam Boqvist	15	1	5	6	2	10	1	0
*Tim Soderlund	29	1	2	3	-6	14	0	0
Collin Delia	32	0	2	2	0	0	0	0
Dmitry Osipov	28	1	0	1	-4	44	0	0
Aleksi Saarela	5	0	1	1	2	0	0	0
Kris Versteeg	6	0	1	1	0	2	0	0
*Matt Tomkins	13	0	1	1	0	19	0	0
*Liam Coughlin	2	0	0	0	0	0	0	0
*Kirby Dach	3	0	0	0	-1	0	0	0
Joshua Winquist	3	0	0	0	0	0	0	0
Josh McArdle	4	0	0	0	-2	0	0	0
*Mathew Thompson	5	0	0	0	-1	0	0	0
Spencer Watson	5	0	0	0	-1	0	0	0
Peter Quenneville	7	0	0	0	-2	0	0	0
*Mikael Hakkarainen	8	0	0	0	-1	0	0	0
Nathan Noel	8	0	0	0	-1	10	0	0
Kevin Lankinen	21	0	0	0	0	0	0	0

GOALIE	GP	MIN	AVG	W	L	OTL	SO	GA	SAVES	SPCT
Collin Delia	32	1824:19	2.66	16	13	1	3	81	844	.912
Kevin Lankinen	21	1189:32	3.03	8	10	2	0	60	597	.909
*Matt Tomkins	13	768:44	3.12	5	7	1	0	40	344	.896

2019-20 Recap

In a season shortened by the COVID-19 pandemic, the IceHogs challenged for playoff positioning throughout the campaign, finishing with a 29-30-2-2 for 62 points through 63 games and tied for the fourth and final playoff spot in the Central Division (fifth place overall). Due to the pandemic and the cancellation of the season, the IceHogs did not play their final 13 games of the regular season, including six games at home at BMO Harris Bank Center. The cancellation marked the first time the Calder Cup was not awarded since 1936.

Derek King began his first full season as Head Coach of the IceHogs after replacing Jeremy Colliton in Nov. of 2018 under interim status. His 11 years of experience as an Assistant Coach in the AHL, including coaching on Rockford's staff during each of the last three seasons guided the Hogs into their 21st season of hockey in the Stateline.

After a sluggish start to the year (2-5-0), the Hogs battled back in the Division with impressive runs in Nov. and Dec. and went 9-6-1 over their last 16 games to inch toward the final playoff spot.

FINAL STATISTICS FOR 2019-20, GAME-BY-GAME

Game	Date	Opponent	Score	Record	Attn.	Game	Date	Opponent	Score	Record	Attn.
1	Oct. 4	at Iowa	2-3 L	0-1-0-0	8,540	39	Jan. 15	at Grand Rapids	2-1 SOW	19-18-1-1	4,006
2	Oct. 12	vs. Grand Rapids	2-4 L	0-2-0-0	5,371	40	Jan. 17	at Grand Rapids	1-4 L	19-19-1-1	7,230
3	Oct. 14	vs. Laval	1-3 L	0-3-0-0	2,034	41	Jan. 19	at Chicago	2-0 W	20-19-1-1	8,609
4	Oct. 18	vs. Chicago	3-2 W	1-3-0-0	2,827	42	Jan. 20	vs. Belleville	0-3 L	20-20-1-1	2,926
5	Oct. 19	at Chicago	3-2 OTW	2-3-0-0	5,208	43	Jan. 22	vs. Texas	0-1 L	20-21-1-1	1,991
6	Oct. 25	at Cleveland	1-7 L	2-4-0-0	8,877	44	Jan. 24	at Milwaukee	4-7 L	20-22-1-1	8,351
7	Oct. 26	at Cleveland	0-5 L	2-5-0-0	7,090	45	Jan. 25	vs. Milwaukee	2-5 L	20-23-1-1	6,119
8	Oct. 30	vs. San Antonio	6-2 W	3-5-0-0	4,248	46	Jan. 31	vs. Manitoba	3-4 SOL	20-23-1-2	2,944
9	Nov. 2	vs. Iowa	3-2 OTW	4-5-0-0	3,463	47	Feb. 1	vs. Milwaukee	1-7 L	20-24-1-2	4,617
10	Nov. 3	vs. Chicago	7-4 W	5-5-0-0	2,934	48	Feb. 4	vs. Texas	5-2 W	21-24-1-2	1,836
11	Nov. 6	vs. Toronto	3-1 W	6-5-0-0	5,683	49	Feb. 7	vs. San Antonio	3-2 OTW	22-24-1-2	4,292
12	Nov. 8	vs. Manitoba	0-4 L	6-6-0-0	2,717	50	Feb. 8	vs. San Antonio	2-3 L	22-25-1-2	5,458
13	Nov. 10	at Chicago	4-1 W	7-6-0-0	12,515	51	Feb. 12	at Manitoba	2-1 W	23-25-1-2	3,049
14	Nov. 15	at Grand Rapids	2-5 L	7-7-0-0	6,473	52	Feb. 13	at Manitoba	5-2 W	24-25-1-2	3,239
15	Nov. 16	vs. Grand Rapids	5-2 W	8-7-0-0	4,827	53	Feb. 15	vs. Cleveland	4-1 W	25-25-1-2	5,147
16	Nov. 23	at Texas	6-7 SOL	8-7-0-1	5,606	54	Feb. 18	vs. Grand Rapids	1-2 L	25-26-1-2	2,194
17	Nov. 24	at San Antonio	3-2 OTW	9-7-0-1	3,328	55	Feb. 21	vs. San Antonio	1-0 W	26-26-1-2	4,064
18	Nov. 26	at San Antonio	2-3 L	9-8-0-1	4,193	56	Feb. 22	at Milwaukee	2-7 L	26-27-1-2	9,069
19	Nov. 29	vs. Chicago	4-2 W	10-8-0-1	4,802	57	Feb. 23	at Chicago	1-5 L	26-28-1-2	8,627
20	Nov. 30	vs. Grand Rapids	3-1 W	11-8-0-1	3,848	58	Feb. 26	at Texas	3-2 SOW	27-28-1-2	4,753
21	Dec. 3	vs. Manitoba	4-2 W	12-8-0-1	2,689	59	Feb. 28	at Texas	5-4 W	28-28-1-2	4,884
22	Dec. 6	at Grand Rapids	2-1 SOW	13-8-0-1	7,794	60	Mar. 1	at San Antonio	0-3 L	28-29-1-2	8,262
23	Dec. 7	vs. Milwaukee	2-5 L	13-9-0-1	4,370	61	Mar. 6	vs. Grand Rapids	4-0 W	29-29-1-2	4,919
24	Dec. 10	vs. Milwaukee	2-1 OTW	14-9-0-1	2,407	62	Mar. 7	at Grand Rapids	0-3 L	29-30-1-2	10,834
25	Dec. 13	at Belleville	2-5 L	14-10-0-1	2,315	63	Mar. 8	at Chicago	2-3 OTL	29-30-2-2	9,808
26	Dec. 15	at Toronto	4-2 W	15-10-0-1	3,838						
27	Dec. 17	at Laval	3-2 SOW	16-10-0-1	4,353						
28	Dec. 20	vs. Texas	4-2 W	17-10-0-1	3,039						
29	Dec. 21	vs. Cleveland	2-3 L	17-11-0-1	3,512						
30	Dec. 27	vs. Iowa	2-6 L	17-12-0-1	5,281						
31	Dec. 29	at Manitoba	2-3 L	17-13-0-1	4,346						
32	Dec. 31	at Manitoba	3-4 L	17-14-0-1	8,372						
33	Jan. 3	at Iowa	1-5 L	17-15-0-1	6,311						
34	Jan. 5	vs. Chicago	2-3 L	17-16-0-1	4,377						
35	Jan. 8	vs. Manitoba	4-1 W	18-16-0-1	2,538						
36	Jan. 10	at Milwaukee	0-2 L	18-17-0-1	5,373						
37	Jan. 11	at Milwaukee	1-2 OTL	18-17-1-1	5,789						
38	Jan. 14	vs. Milwaukee	1-4 L	18-18-1-1	2,815						

2019-20 Team Leaders

Points:	Tyler Sikura	34
Goals:	Brandon Hagel	19
Assists:	Lucas Carlsson	21
Penalty Minutes:	Joseph Cramarossa*	126
Plus/Minus:	Dylan Sikura,	+11
Wins:	Collin Delia	16

(*Combined WBS/RFD)

FINAL STATISTICS FOR 2018-19

35-31-4-6, 7TH CENTRAL DIVISION, 22ND OVERALL

Team Info	Team Info									
	PLAYER	GP	G	A	PTS	+/-	PIM	PP	SH	
	Peter Holland (total)	73	27	38	65	-7	58	8	1	
	HFD	52	20	29	49	-8	50	7	1	
	RFD	21	7	9	16	1	8	1	0	
Hockey Ops	Jordan Schroeder	62	19	26	45	-6	10	8	0	
	Dylan Sikura	46	17	18	35	7	12	3	0	
	Anthony Louis	74	12	22	34	3	28	4	0	
	Lucas Carlsson	69	9	24	33	-5	34	2	0	
	Jacob Nilsson	61	15	17	32	-5	22	8	0	
	Luke Johnson	53	18	13	31	-13	34	4	0	
	Victor Ejdsell	61	12	17	29	-8	24	4	0	
2022-23 Recap	Darren Raddysch	54	8	18	26	6	20	2	0	
	Tyler Sikura	50	7	12	19	1	20	2	0	
	Will Pelletier	41	7	10	17	5	22	0	0	
	Henri Jokiharju	30	2	15	17	7	14	1	0	
	Dennis Gilbert	63	5	9	14	-8	67	0	0	
	Joni Tuulola	52	4	10	14	-2	17	0	0	
Records	Graham Knott	56	4	9	13	-8	24	0	0	
	Alexandre Fortin	47	6	6	12	2	8	0	0	
	Terry Broadhurst	40	4	8	12	-5	12	1	0	
	Andreas Martinsen	38	3	8	11	-3	32	0	0	
	Matthew Highmore	12	3	6	9	1	6	0	1	
Playoff Records	Andrew Campbell	64	3	5	8	-1	50	0	0	
	Carl Dahlstrom	22	1	7	8	-11	10	1	0	
	Henrik Samuelsson	40	2	5	7	-8	33	0	0	
	Nathan Noel	46	2	4	6	-8	55	0	1	
	Nick Moutrey	49	1	4	5	-10	22	0	0	

Team Info	Team Info									
	PLAYER	GP	G	A	PTS	+/-	PIM	PP	SH	
	Matheson Iacopelli	27	2	2	4	-7	19	0	0	
	Jan Rutta	8	1	3	4	-2	2	0	0	
	Blake Hillman	54	1	3	4	-14	20	0	0	
	Reese Johnson	6	0	4	4	0	2	0	0	
	Chad Kryz	9	0	4	4	-4	8	0	0	
	Spencer Watson	12	1	2	3	-1	2	0		
	ONT	2	0	0	0	-2	0	0	0	
	RFD	10	1	2	3	1	2	0	0	
	Josh McArdle	19	1	2	3	-4	6	0	0	
	Justin Auger	9	2	0	2	0	6	0	0	
	Gustav Forsling	5	0	2	2	1	2	0	0	
	Dylan McLaughlin	7	0	2	2	-3	0	0	0	
	Dmitry Osipov	8	0	2	2	0	13	0	0	
	Brandon Davidson	6	1	0	1	0	5	0	0	
	Luc Snuggerud	4	0	1	1	-4	0	0	0	
	Brandon Hagel	8	0	1	1	-4	2	0	0	
	Anton Forsberg	32	0	1	1	0	4	0	0	
	Radovan Bondra	2	0	0	0	-1	0	0	0	
	Connor Moynihan	2	0	0	0	0	4	0	0	
	Fredrik Olofsson	2	0	0	0	-2	0	0	0	
	Philipp Kurashev	3	0	0	0	-2	0	0	0	
	Neil Manning	3	0	0	0	0	2	0	0	
	Hunter Fejes	7	0	0	0	-4	16	0	0	
	Brett Welychka	18	0	0	0	-4	0	0	0	
	Kevin Lankinen	19	0	0	0	0	0	0	0	
	Collin Delia	26	0	0	0	0	2	0	0	

Team History	Team History										
	GOALIE	GP	MIN	AVG	W	L	OTL	SO	GA	SAVES	SPCT
	Collin Delia	26	1546:32	2.48	13	8	4	0	64	752	0.922
	Kevin Lankinen	19	1150:54	2.50	7	8	4	0	48	485	0.910
	Anton Forsberg	32	1905:41	2.64	15	15	2	0	84	955	0.919

2018-19 Recap

The IceHogs went 19-13-1-1 over the last 34 games of the season (beginning Jan. 19) to conclude the 2018-19 campaign with 80 points and an overall record of 35-31-4-6. The Hogs have now posted 80+ points in back-to-back seasons, four of the last five campaigns and nine of 12 total seasons since joining the AHL in 2007-08.

Jeremy Colliton began his second consecutive season as Head Coach of the IceHogs in 2018-19 before being promoted to Head Coach of the Chicago Blackhawks on Nov. 6. Colliton, who became the youngest head coach in the NHL at age 32, capped his Rockford tenure with a record of 46-31-5-6 (.585) and helped the Hogs reach the Western Conference Finals for the first time in team history in 2017-18. Derek King replaced Colliton as Interim Head Coach of the IceHogs on Nov. 6 and took over behind the bench with 11 years of experience as an Assistant Coach in the AHL, including coaching on Rockford's staff during each of the last three seasons.

FINAL STATISTICS FOR 2018-19, GAME-BY-GAME

Game	Date	Opponent	Score	Record	Attn.	Game	Date	Opponent	Score	Record	Attn.
1	Oct. 5	at Cleveland	L, 1-4	0-1-0-0	10,775	39	Jan. 11	at Texas	SOL, 3-4	16-15-3-5	4,823
2	Oct. 6	at Cleveland	L, 2-5	0-2-0-0	5,212	40	Jan. 13	at San Antonio	L, 3-4	16-16-3-5	5,278
3	Oct. 13	Texas	W, 5-3	1-2-0-0	4,773	41	Jan. 16	at San Antonio	L, 1-2	16-17-3-5	4,915
4	Oct. 14	Hershey	W, 5-2	2-2-0-0	2,387	42	Jan. 18	Grand Rapids	L, 1-3	16-18-3-5	3,427
5	Oct. 19	at Tucson	OTL, 3-4	2-2-1-0	4,397	43	Jan. 19	at Chicago	OTW, 3-2	17-18-3-5	11,107
6	Oct. 20	at Tucson	W, 5-3	3-2-1-0	4,411	44	Jan. 21	at Iowa	L, 1-4	17-19-3-5	6,842
7	Oct. 24	San Antonio	W, 5-2	4-2-1-0	2,941	45	Jan. 25	Manitoba	SOW, 4-3	18-19-3-5	3,661
8	Oct. 27	Cleveland	L, 1-2	4-3-1-0	3,330	46	Jan. 26	Iowa	W, 3-1	19-19-3-5	5,261
9	Oct. 28	Manitoba	SOL, 1-2	4-3-1-1	2,592	47	Feb. 1	Chicago	W, 5-2	20-19-3-5	4,077
10	Nov. 2	at Milwaukee	OTW, 3-2	5-3-1-1	3,314	48	Feb. 2	at Milwaukee	OTW, 3-2	21-19-3-5	7,644
11	Nov. 3	Iowa	SOL, 1-2	5-3-1-2	3,763	49	Feb. 6	WB/Scranton	W, 2-1	22-19-3-5	3,079
12	Nov. 4	at Iowa	W, 4-2	6-3-1-2	5,144	50	Feb. 8	Tucson	W, 3-1	23-19-3-5	3,134
13	Nov. 7	Iowa	L, 0-3	6-4-1-2	5,280	51	Feb. 9	Tucson	L, 3-5	23-20-3-5	5,957
14	Nov. 9	at Milwaukee	W, 2-1	7-4-1-2	6,147	52	Feb. 12	Texas	L, 2-3	23-21-3-5	2,465
15	Nov. 10	at Chicago	W, 4-3	8-4-1-2	9,812	53	Feb. 16	Iowa	SOW, 5-4	24-21-3-5	5,087
16	Nov. 14	at Grand Rapids	L, 1-3	8-5-1-2	7,452	54	Feb. 17	San Antonio	W, 5-2	25-21-3-5	3,418
17	Nov. 16	at Texas	L, 1-5	8-6-1-2	5,046	55	Feb. 20	at Grand Rapids	OTW, 3-2	26-21-3-5	6,464
18	Nov. 17	at San Antonio	L, 1-2	8-7-1-2	8,254	56	Feb. 23	at Hershey	SOL, 2-3	26-21-3-6	9,747
19	Nov. 20	at San Antonio	SOL, 2-3	8-7-1-3	3,510	57	Feb. 24	at WB/Scranton	L, 1-4	26-22-3-6	5,680
20	Nov. 23	Chicago	L, 2-7	8-8-1-3	5,094	58	Feb. 26	at Chicago	L, 0-1	26-23-3-6	6,226
21	Nov. 24	at Milwaukee	SOL, 1-2	8-8-1-4	4,261	59	Mar. 2	Grand Rapids	OTW, 5-4	27-23-3-6	4,683
22	Nov. 25	at Chicago	W, 3-2	9-8-1-4	4,033	60	Mar. 9	at Manitoba	L, 1-3	27-24-3-6	5,388
23	Dec. 1	Milwaukee	L, 0-3	9-9-1-4	3,882	61	Mar. 10	at Manitoba	OTL, 1-2	27-24-4-6	3,973
24	Dec. 2	San Antonio	OTW, 3-2	10-9-1-4	2,608	62	Mar. 15	at Grand Rapids	W, 3-2	28-24-4-6	10,449
25	Dec. 7	Grand Rapids	OTW, 3-2	11-9-1-4	2,559	63	Mar. 16	Cleveland	OTW, 3-2	29-24-4-6	5,311
26	Dec. 8	Chicago	L, 0-4	11-10-1-4	4,123	64	Mar. 17	Texas	W, 2-1	30-24-4-6	3,110
27	Dec. 14	at Grand Rapids	OTW, 3-2	12-10-1-4	7,017	65	Mar. 20	Chicago	SOW, 2-1	31-24-4-6	2,664
28	Dec. 15	Texas	OTL, 2-3	12-10-2-4	3,457	66	Mar. 22	at Milwaukee	L, 2-4	31-25-4-6	6,583
29	Dec. 16	Grand Rapids	W, 2-1	13-10-2-4	1,990	67	Mar. 23	Milwaukee	L, 2-8	31-26-4-6	5,765
30	Dec. 19	Milwaukee	OTW, 4-3	14-10-2-4	2,928	68	Mar. 27	Milwaukee	L, 2-4	31-27-4-6	3,451
31	Dec. 21	at Chicago	OTW, 5-4	15-10-2-4	6,610	69	Mar. 30	Grand Rapids	W, 4-1	32-27-4-6	5,089
32	Dec. 26	at Iowa	L, 0-4	15-11-2-4	6,614	70	Mar. 31	Chicago	L, 2-5	32-28-4-6	4,282
33	Dec. 28	Chicago	L, 2-4	15-12-2-4	6,258	71	Apr. 2	San Antonio	W, 5-3	33-28-4-6	2,382
34	Dec. 29	at Chicago	OTL, 1-2	15-12-3-4	9,117	72	Apr. 5	at Texas	L, 1-2	33-29-4-6	6,009
35	Dec. 31	at Grand Rapids	L, 1-2	15-13-3-4	10,834	73	Apr. 6	at Texas	SOW, 4-3	34-29-4-6	6,331
36	Jan. 2	Milwaukee	L, 1-2	15-14-3-4	3,306	74	Apr. 9	at Milwaukee	OTW, 4-3	35-29-4-6	4,934
37	Jan. 4	at Iowa	L, 0-3	15-15-3-4	6,100	75	Apr. 13	at Iowa	L, 0-3	35-30-4-6	10,323
38	Jan. 6	Iowa	W, 6-2	16-15-3-4	4,068	76	Apr. 14	Milwaukee	L, 2-3	35-31-4-6	5,664

2018-19 Team Leaders

Points:	Peter Holland*	65
Goals:	Peter Holland*	27
Assists:	Peter Holland*	38
Penalty Minutes:	Dennis Gilbert	67
Plus/Minus:	Dylan Sikura, Henri Jokiharju	+7
Wins:	Anton Forsberg	17
(*Combined HFD/RFD)		

FINAL STATISTICS FOR 2017-18

40-28-4-4, 4TH CENTRAL DIVISION, 27TH OVERALL

PLAYER	GP	G	A	PTS	+/-	PIM	PP	SH
Anthony Louis	70	14	30	44	6	8	3	0
Matthew Highmore	64	24	19	43	-6	24	8	1
Tyler Sikura	74	23	16	39	24	18	3	3
Adam Clendening	38	4	26	30	2	48	2	0
Luke Johnson	73	13	17	30	-4	62	3	0
William Pelletier	69	14	15	29	13	18	1	2
Andreas Martinsen	64	12	16	28	7	62	1	0
Cody Franks	37	9	19	28	9	10	6	0
Carl Dahlstrom	64	3	25	28	14	22	1	0
Tomas Jurco	36	13	12	25	4	38	2	0
Viktor Svedberg	73	6	18	24	18	82	0	1
Chris DiDomenico	22	8	15	23	3	44	4	0
Vinnie Hinostroza	23	9	13	22	7	8	1	1
Darren Raddysh	66	5	17	22	10	26	0	0
Ville Pokka	46	4	18	22	3	20	1	0
Alexandre Fortin	53	4	17	21	-1	22	0	0
Tanner Kero	36	8	12	20	-10	8	1	0
Matheson Iacopelli	50	11	8	19	7	10	2	0
David Kampf	33	7	11	18	1	14	1	0
John Hayden	24	5	12	17	0	7	2	0

PLAYER	GP	G	A	PTS	+/-	PIM	PP	SH
Luc Snuggerud	40	5	12	17	-3	24	0	0
Erik Gustafsson	25	3	14	17	-3	18	2	0
Lance Bouma	20	7	7	14	7	10	0	0
Laurent Dauphin	33	4	10	14	-6	23	3	0
Henrik Samuelsson	25	9	3	12	-1	33	1	0
Graham Knott	70	4	5	9	-1	23	0	0
Robin Norell	63	2	5	7	2	39	0	0
Gustav Forsling	18	2	3	5	-4	6	0	0
Nathan Noel	17	1	0	1	-2	18	0	0
Victor Ejdsell	5	0	1	1	-3	0	0	0
JF Berube	15	0	1	1	0	0	0	0
Tommy Olczyk	1	0	0	0	-1	0	0	0
Joni Tuulola	2	0	0	0	1	0	0	0
Nolan Valleau	3	0	0	0	0	2	0	0
Kyle Maksimovich	4	0	0	0	-2	2	0	0
Brandon Anselmini	7	0	0	0	-1	2	0	0
Robin Press	7	0	0	0	-1	2	0	0
Matt Tomkins	8	0	0	0	0	0	0	0
Alex Wideman	13	0	0	0	-1	2	0	0
Collin Delia	28	0	0	0	0	2	0	0
Jeff Glass	28	0	0	0	0	0	0	0

GOALIE	GP	MIN	AVG	W	L	OTL	SOL	SO	GA	SAVES	SPCT
JF Berube	15	834:18	2.37	7	8	0	0	2	33	378	.920
Collin Delia	28	1675:12	2.72	17	7	4	2	1	76	687	.900
Jeff Glass	28	1638:52	2.82	15	9	2	1	0	77	724	.904
Matt Tomkins	8	445:12	4.04	1	4	2	1	0	30	203	.871

2017-18 Recap

The IceHogs rebounded from an eighth-place finish in the Central Division in 2016-17 to win 40 games last season and clench a berth in the Calder Cup playoffs for the third time in four seasons. Rockford stormed down the stretch to secure the final postseason berth from the Central Division, notching points in 16 of its final 21 games with a record of 14-5-1-1 over that span.

The Hogs then cruised through the first two rounds of the Calder Cup playoffs, sweeping both the Chicago Wolves and Manitoba Moose. Rockford eliminated Chicago in a triple-overtime thriller in Game 3 at Allstate Arena, before easily dispatching Manitoba in four games to reach the Western Conference Finals for the first time in team history. The IceHogs then forced a Game 6 against the Texas Stars, but were ultimately eliminated from the postseason with a heartbreaking overtime loss in Cedar Park.

Texas duelled with the Toronto Marlies in the Calder Cup finals, with the series reaching a decisive Game 7 on June 14. The Marlies routed the Stars 6-1 in Game 7 to win the 2018 Calder Cup.

FINAL STATISTICS FOR 2017-18, GAME-BY-GAME

Game	Date	Opponent	Score	Record	Attn.	Game	Date	Opponent	Score	Record	Attn.
1	10/7/17	Cleveland	4-0 W	1-0-0-0	12,115	39	1/12/18	San Jose	4-2 W	21-15-1-2	3,414
2	10/14/17	Iowa	7-4 W	2-0-0-0	4,687	40	1/13/18	Bakersfield	2-3 OTL	21-15-2-2	5,074
3	10/15/17	Milwaukee	3-5 L	2-1-0-0	3,031	41	1/17/18	Cleveland	3-4 SOL	21-15-2-3	4,133
4	10/20/17	Grand Rapids	3-2 SOW	3-1-0-0	2,126	42	1/19/18	Cleveland	4-3 W	22-15-2-3	12,645
5	10/21/17	Milwaukee	6-2 W	4-1-0-0	4,659	43	1/20/18	Grand Rapids	3-4 L	22-16-2-3	10,259
6	10/22/17	Hershey	5-0 W	5-1-0-0	2,384	44	1/23/18	Bakersfield	4-1 W	23-16-2-3	2,217
7	10/25/17	Iowa	2-1 OTW	6-1-0-0	3,242	45	1/26/18	Ontario	3-2 OTW	24-16-2-3	5,168
8	10/27/17	Milwaukee	2-5 L	6-2-0-0	2,553	46	1/27/18	Grand Rapids	1-4 L	24-17-2-3	10,834
9	10/28/17	Grand Rapids	4-3 W	7-2-0-0	3,220	47	2/2/18	Manitoba	3-4 OTL	24-17-3-3	4,199
10	10/31/17	Cleveland	2-3 L	7-3-0-0	3,897	48	2/3/18	Chicago	4-7 L	24-18-3-3	12,729
11	11/3/17	Milwaukee	1-3 L	7-4-0-0	4,084	49	2/7/18	San Antonio	3-1 W	25-18-3-3	1,256
12	11/9/17	Iowa	3-5 L	7-5-0-0	13,422	50	2/9/18	Milwaukee	3-5 L	25-19-3-3	4,474
13	11/10/17	San Antonio	0-6 L	7-6-0-0	4,533	51	2/10/18	Iowa	1-2 L	25-20-3-3	9,725
14	11/11/17	Milwaukee	5-2 W	8-6-0-0	6,969	52	2/13/18	Cleveland	1-3 L	25-21-3-3	2,364
15	11/15/17	Iowa	1-2 L	8-7-0-0	5,066	53	2/17/18	Cleveland	2-5 L	25-22-3-3	3,864
16	11/18/17	Grand Rapids	3-2 SOW	9-7-0-0	4,373	54	2/18/18	San Antonio	4-3 W	26-22-3-3	5,544
17	11/19/17	Chicago	4-3 SOW	10-7-0-0	3,352	55	2/23/18	Wilkes-Barre	3-6 L	26-23-3-3	6,541
18	11/22/17	Iowa	3-1 W	11-7-0-0	2,717	56	2/24/18	Hershey	4-3 OTW	27-23-3-3	10,205
19	11/24/17	Iowa	1-2 OTL	11-7-1-0	4,272	57	2/28/18	Texas	2-1 W	28-23-3-3	2,861
20	11/25/17	Chicago	3-4 L	11-8-1-0	7,010	58	3/2/18	Milwaukee	1-4 L	28-24-3-3	5,591
21	11/28/17	Manitoba	1-8 L	11-9-1-0	3,876	59	3/3/18	Wilkes-Barre	3-0 W	29-24-3-3	6,440
22	12/1/17	Chicago	4-3 OTW	12-9-1-0	3,184	60	3/10/18	Milwaukee	1-2 SOL	29-24-3-4	8,166
23	12/2/17	Texas	6-2 W	13-9-1-0	3,660	61	3/11/18	Chicago	2-1 OTW	30-24-3-4	14,835
24	12/8/17	Grand Rapids	4-1 W	14-9-1-0	7,560	62	3/13/18	Iowa	3-2 OTW	31-24-3-4	3,597
25	12/9/17	Grand Rapids	7-2 W	15-9-1-0	4,200	63	3/16/18	Grand Rapids	3-4 OTL	31-24-4-4	10,015
26	12/12/17	Chicago	1-2 L	15-10-1-0	2,361	64	3/17/18	Chicago	3-2 W	32-24-4-4	9,035
27	12/15/17	San Antonio	1-2 SOL	15-10-1-1	6,043	65	3/19/18	Iowa	5-2 W	33-24-4-4	3,306
28	12/17/17	San Antonio	1-4 L	15-11-1-1	4,665	66	3/23/18	Milwaukee	2-5 L	33-25-4-4	4,856
29	12/22/17	Chicago	3-2 OTW	16-11-1-1	3,977	67	3/24/18	Chicago	5-3 W	34-25-4-4	6,275
30	12/23/17	Grand Rapids	3-2 SOW	17-11-1-1	3,399	68	3/26/18	Manitoba	4-2 W	35-25-4-4	3,668
31	12/28/17	Iowa	6-3 W	18-11-1-1	7,410	69	3/28/18	Manitoba	4-3 W	36-25-4-4	4,204
32	12/29/17	Iowa	3-5 L	18-12-1-1	4,296	70	3/31/18	San Jose	5-3 W	37-25-4-4	5,786
33	12/30/17	Chicago	2-6 L	18-13-1-1	10,427	71	4/4/18	San Antonio	4-2 W	38-25-4-4	3,592
34	1/2/18	Cleveland	1-4 L	18-14-1-1	2,654	72	4/6/18	Texas	3-2 SOW	39-25-4-4	4,938
35	1/5/18	Grand Rapids	3-5 L	18-15-1-1	7,615	73	4/7/18	Texas	3-4 L	39-26-4-4	6,863
36	1/6/18	Cleveland	4-3 SOW	19-15-1-1	4,693	74	4/10/18	Iowa	5-3 W	40-26-4-4	3,242
37	1/7/18	Milwaukee	4-5 SOL	19-15-1-2	3,826	75	4/13/18	Chicago	4-6 L	40-27-4-4	6,293
38	1/10/18	Ontario	5-2 W	20-15-1-2	7,948	76	4/14/18	Chicago	4-5 L	40-28-4-4	15,319

2017-18 Team Leaders

Points:	Anthony Louis	44
Goals:	Matthew Highmore	24
Assists:	Anthony Louis	30
Penalty Minutes:	Viktor Svedberg	82
Plus/Minus:	Tyler Sikura	+24
Wins:	Collin Delia	17

Team Info

Hockey Ops

2022-23 Recap

Records

Playoff Records

Team History

Alumni

Season Recaps

Opponents

FINAL STATISTICS FOR 2016-17

25-39-9-3, 8TH CENTRAL DIVISION, 27TH OVERALL

PLAYER	GP	G	A	PTS	+/-	PIM	PP	SH
Spencer Abbott	53	15	20	35	-11	14	5	0
Kyle Baun	74	14	20	34	-14	42	5	1
Brandon Mashinter	61	15	15	30	-20	70	4	0
Ville Pokka	76	6	24	30	-25	35	5	1
Erik Gustafsson	68	5	25	30	-27	40	1	0
Sam Carrick	57	11	17	28	-14	85	2	0
Mark McNeill	58	6	22	28	-17	23	3	1
Martin Lundberg	67	9	12	21	1	30	1	0
Tanner Kero	28	7	13	20	-7	14	3	0
Luke Johnson	73	8	9	17	-24	31	1	0
Cameron Schilling	40	7	10	17	-3	18	3	1
Tyler Motte	43	10	6	16	-19	20	3	0
Michael Latta	32	3	13	16	-8	61	0	0
Jake Dowell	66	4	11	15	-10	101	1	1
Jeremy Langlois	66	8	6	14	-4	13	1	1
Carl Dahlstrom	70	6	5	11	-12	16	0	0
Viktor Svedberg	51	2	9	11	-7	70	1	0
Nick Schmaltz	12	6	3	9	-4	2	1	1
Evan Mosey	41	4	5	9	-1	15	0	0
Robin Norell	65	1	8	9	-21	18	0	0

PLAYER	GP	G	A	PTS	+/-	PIM	PP	SH
Gustav Forsling	30	1	7	8	-13	12	0	0
Pierre-Cedric Labrie	52	1	7	8	-12	96	0	0
Matt Fraser	21	2	5	7	-1	10	1	0
Tyler Barnes	25	4	3	7	-6	4	1	0
William Pelletier	8	3	4	7	2	0	1	0
Vinnie Hinostroza	15	3	4	7	-8	4	0	0
Chris DeSousa	36	4	1	5	-8	77	0	0
Luc Snuggerud	13	1	4	5	-2	2	0	0
Matheson Iacopelli	8	1	3	4	-2	0	0	0
Anthony Louis	13	1	2	3	-9	4	0	0
Lars Johansson	39	0	1	1	0	0	0	0
Jonathan Carlsson	2	0	0	0	0	0	0	0
Bryn Chyzyk	2	0	0	0	0	0	0	0
Nick Mattson	2	0	0	0	2	2	0	0
Jake Hildebrand	3	0	0	0	0	0	0	0
Radovan Bondra	5	0	0	0	-6	2	0	0
Robin Press	9	0	0	0	-1	2	0	0
Jeff Glass	20	0	0	0	0	4	0	0
Mac Carruth	24	0	0	0	0	0	0	0

GOALIE	GP	MIN	AVG	W	L	OTL	SOL	SO	GA	SAVES	SPCT
Jeff Glass	20	1164:55	2.63	8	10	2	0	2	51	544	.917
Lars Johansson	39	2115:36	2.75	12	17	4	0	2	97	944	.907
Mac Carruth	24	1171:29	3.64	5	11	5	3	0	71	516	.879
Jake Hildebrand	3	131:06	4.58	0	1	1	0	0	10	66	.868

2016-17 Recap

After back-to-back Calder Cup Playoffs appearances in 2014-15 and 2015-16, the Rockford IceHogs had one of their more difficult campaigns in 2016-17. The team's .408 overall winning percentage was their lowest since joining the AHL and also marked the first time in the club's AHL era that they finished below .500.

Despite the struggles, the IceHogs saw milestones reached and the pipeline to the NHL's Chicago Blackhawks remained strong. Team captain Jake Dowell played in his 300th game in a Rockford sweater on Dec. 21, 2016, becoming the first player in franchise history to reach that mark. Meanwhile, six IceHogs alumni joined the NHL ranks throughout the course of the season.

The IceHogs did not qualify for the 2017 Calder Cup Playoffs, but for the second straight season a Central Division opponent took home the league championship. After the Cleveland (then Lake Erie) Monsters captured the Cup in 2015-16, the Grand Rapids Griffins ousted the Syracuse Crunch to become the league champion in 2017.

FINAL STATISTICS FOR 2016-17, GAME-BY-GAME

Game	Date	Opponent	Score	Record	Attn.	Game	Date	Opponent	Score	Record	Attn.
1	10/14/16	Cleveland	1-2 L	0-1-0-0	13,279	39	1/16/17	Grand Rapids	3-1 W	13-20-3-3	3,010
2	10/15/16	Cleveland	1-3 L	0-2-0-0	7,062	40	1/18/17	Cleveland	1-0 W	14-20-3-3	4,677
3	10/21/16	Grand Rapids	2-1 W	1-2-0-0	5,236	41	1/20/17	Cleveland	0-2 L	14-21-3-3	13,112
4	10/22/16	Milwaukee	3-2 SOW	2-2-0-0	5,465	42	1/22/17	San Antonio	2-3 OTL	14-21-4-3	5,074
5	10/23/16	Cleveland	5-2 W	3-2-0-0	2,474	43	1/25/17	San Antonio	2-6 L	14-22-4-3	3,034
6	10/28/16	Chicago	3-2 W	4-2-0-0	3,189	44	1/27/17	Iowa	2-3 OTL	14-22-5-3	4,174
7	10/29/16	Chicago	3-7 L	4-3-0-0	5,139	45	1/28/17	Iowa	1-5 L	14-23-5-3	5,944
8	10/30/16	Milwaukee	3-7 L	4-4-0-0	2,548	46	2/3/17	Milwaukee	3-4 OTL	14-23-6-3	6,673
9	11/2/16	Charlotte	0-4 L	4-5-0-0	3,348	47	2/4/17	Chicago	2-3 OTL	14-23-7-1	15,632
10	11/3/16	Charlotte	1-2 L	4-6-0-0	3,623	48	2/7/17	Chicago	1-2 OTL	14-23-8-3	3,053
11	11/6/16	Iowa	1-2 OTL	4-6-1-0	4,463	49	2/10/17	Milwaukee	3-2 OTW	15-23-8-3	7,697
12	11/11/16	Grand Rapids	0-3 L	4-7-1-0	8,505	50	2/11/17	San Antonio	4-3 SOW	16-23-8-3	5,743
13	11/12/16	Charlotte	3-0 W	5-7-1-0	3,887	51	2/12/17	Milwaukee	2-1 W	17-23-8-3	4,995
14	11/13/16	Ontario	1-3 L	5-8-1-0	6,423	52	2/15/17	Cleveland	2-0 W	18-23-8-3	3,480
15	11/16/16	Iowa	3-1 W	6-8-1-0	3,457	53	2/17/17	Cleveland	4-1 W	19-23-8-3	3,735
16	11/19/16	Texas	5-4 SOW	7-8-1-0	4,974	54	2/18/17	Charlotte	0-2 L	19-24-8-3	5,563
17	11/23/16	Cleveland	4-5 L	7-9-1-0	2,702	55	2/21/17	Manitoba	4-3 W	20-24-8-3	4,454
18	11/25/16	Milwaukee	2-3 SOL	7-9-1-1	4,521	56	2/22/17	Manitoba	1-0 SOW	21-24-8-3	3,891
19	11/26/16	Chicago	2-3 L	7-10-1-1	7,126	57	2/25/17	San Diego	2-3 L	21-25-8-3	10,077
20	11/30/16	Manitoba	4-5 SOL	7-10-1-2	2,024	58	2/26/17	Ontario	4-5 L	21-26-8-3	8,613
21	12/2/16	Chicago	1-4 L	7-11-1-2	3,149	59	2/28/17	Manitoba	3-5 L	21-27-8-3	3,454
22	12/3/16	Grand Rapids	1-4 L	7-12-1-2	5,272	60	3/3/17	Manitoba	3-5 L	21-28-8-3	3,902
23	12/7/16	San Antonio	2-3 OTL	7-12-2-2	1,985	61	3/4/17	Iowa	1-2 L	21-29-8-3	6,304
24	12/9/16	Texas	4-8 L	7-13-2-2	4,572	62	3/10/17	Milwaukee	2-5 L	21-30-8-3	8,033
25	12/10/16	Texas	1-2 SOL	7-13-2-3	5,864	63	3/14/17	Milwaukee	3-4 OTL	21-30-9-3	2,992
26	12/17/16	Manitoba	4-2 W	8-13-2-3	3,178	64	3/17/17	Manitoba	2-1 W	22-30-9-3	4,802
27	12/18/16	Chicago	4-3 SOW	9-13-2-3	4,894	65	3/18/17	Manitoba	3-5 L	22-31-9-3	5,442
28	12/21/16	Chicago	6-2 W	10-13-2-3	3,417	66	3/24/17	Grand Rapids	3-5 L	22-32-9-3	10,236
29	12/26/16	Iowa	1-4 L	10-14-2-3	6,517	67	3/25/17	Grand Rapids	0-4 L	22-33-9-3	6,035
30	12/28/16	Chicago	2-6 L	10-15-2-3	5,832	68	3/28/17	Iowa	0-4 L	22-34-9-3	3,828
31	12/30/16	Iowa	4-1 W	11-15-2-3	5,345	69	3/31/17	Texas	3-1 W	23-34-9-3	5,216
32	12/31/16	Grand Rapids	2-5 L	11-16-2-3	10,834	70	4/1/17	Grand Rapids	4-1 W	24-34-9-3	5,390
33	1/3/17	Milwaukee	2-5 L	11-17-2-3	3,112	71	4/6/17	Iowa	1-3 L	24-35-9-3	4,117
34	1/6/17	Chicago	2-7 L	11-18-2-3	6,431	72	4/8/17	Milwaukee	4-2 W	25-35-9-3	8,008
35	1/7/17	Grand Rapids	1-6 L	11-19-2-3	9,502	73	4/9/17	Chicago	1-3 L	25-36-9-3	13,319
36	1/8/17	Chicago	6-3 W	12-19-2-3	6,401	74	4/12/17	Milwaukee	1-2 L	25-37-9-3	3,469
37	1/13/17	San Diego	2-3 OTL	12-19-3-3	3,727	75	4/14/17	Milwaukee	2-6 L	25-38-9-3	5,349
38	1/14/17	Grand Rapids	2-5 L	12-20-3-3	5,089	76	4/15/17	Iowa	2-5 L	25-39-9-3	6,398

2016-17 Team Leaders

Points:	Kyle Baun	34
Goals:	Brandon Mashinter	15
Assists:	Erik Gustafsson	25
Penalty Minutes:	Michael Latta	128
Plus/Minus:	Martin Lundberg	+1
Wins:	Lars Johansson	12

FINAL STATISTICS FOR 2015-16

40-22-10-4, 3RD CENTRAL DIVISION, 8TH OVERALL

PLAYER	GP	G	A	PTS	+/-	PIM	PP	SH
Vince Hinostroza	66	18	33	51	7	24	3	1
Mark McNeill	64	25	23	48	-4	33	8	2
Ville Pokka	76	10	35	45	0	24	5	0
Tanner Kero	60	20	19	39	15	23	3	1
Ryan Hartman	61	15	20	35	16	129	2	1
Jake Dowell	72	11	24	35	14	99	0	1
Pierre-Cedric Labrie	66	20	14	34	1	102	3	1
Bryan Bickell	47	15	16	31	3	23	5	0
Marko Dano	34	4	19	23	17	40	2	0
Jeremy Morin	28	9	13	22	7	24	1	1
Cameron Schilling	73	5	17	22	10	38	3	0
Garret Ross	65	7	13	20	-8	109	2	0
Dennis Rasmussen	25	7	9	16	-1	18	1	1
Kirill Gotovets	62	2	14	16	6	37	0	0
Viktor Svedberg	40	1	14	15	9	39	1	0
Ryan Haggerty	36	9	4	13	2	17	1	0
Chris DeSousa	67	7	6	13	1	98	0	1
Nolan Valleau	62	1	11	12	8	20	0	0
Erik Gustafsson	27	3	8	11	1	38	1	1
Jonathan Carlsson	25	2	7	9	4	6	0	0
Kyle Baun	43	1	8	9	-1	16	0	0
Brandon Mashinter	12	4	3	7	0	11	1	0

PLAYER	GP	G	A	PTS	+/-	PIM	PP	SH
Matt Fraser	21	2	5	7	-1	10	1	0
Nick Mattson	17	1	6	7	4	0	0	0
Dennis Robertson	37	2	4	6	10	30	0	0
Jay Harrison	0	0	0	0	0	0	0	0
Tyler Motte	5	2	3	5	4	2	1	0
Kyle Cumiskey	17	1	4	5	-3	6	1	0
David Rundblad	10	2	2	4	4	0	0	0
Daniel Paille	31	1	3	4	-5	2	0	0
Dane Walters	30	2	1	3	-1	14	0	0
Phillip Danault	6	1	1	2	-2	4	0	0
Mike Liambas	44	1	1	2	-4	188	0	1
Robin Norell	8	0	2	2	4	2	0	0
Daniel Ciampini	10	1	0	1	-1	2	0	0
Josh Brittain	5	0	1	1	0	13	0	0
Dillon Fournier	2	0	0	0	-2	0	0	0
Rob Scuderi	3	0	0	0	1	2	0	0
Carl Dahlstrom	4	0	0	0	1	6	0	0
Sam Jardine	6	0	0	0	-1	7	0	0
Mark Visentin	13	0	0	0	0	0	0	0
Mac Carruth	17	0	0	0	0	0	0	0
Drew MacIntyre	8	0	0	0	0	0	0	0
Michael Leighton	46	0	0	0	0	0	0	0

GOALIE	GP	MIN	AVG	W	L	OTL	SOL	SO	GA	SAVES	SPCT
Mac Carruth	17	859:31	2.30	6	5	2	0	2	33	410	0.926
Michael Leighton	46	2584:41	2.44	28	8	8	3	5	105	1169	0.918
Mark Visentin	13	715:35	2.60	4	6	2	1	1	31	300	0.906
Drew MacIntyre	8	435:01	3.03	2	3	2	0	1	22	210	0.895

2015-16 Recap

The IceHogs had a record setting season in 2015-16, both on and off the ice. Goaltender Michael Leighton recorded five shutouts for the second-straight season and set a new AHL record with 46 blank sheets in his career. In the attacking end, Vince Hinostroza set a new IceHogs record for points as a rookie (51) while Tanner Kero become the first rookie to score 20 goals in team history.

Off the ice, the 2015-16 season marked the first time in franchise history that the IceHogs averaged over 5,000 fans per game. The overall attendance totaled over 190,000 fans, and averaged out to 5,013 fans per game at the BMO.

Rockford battled to a second consecutive playoff birth in an ultra-competitive Central Division that saw the second through fourth seeds separated by just seven points, but was ousted in the first round at the hands of the eventual Calder Cup Champion Lake Erie Monsters.

FINAL STATISTICS FOR 2015-16, GAME-BY-GAME

Game	Date	Opponent	Score	Record	Attn.	Game	Date	Opponent	Score	Record	Attn.
1	10/09/15	San Jose	4-2 W	1-0-0-0	6,977	36	11/21/16	Chicago	5-2 W	22-9-2-3	3,113
2	10/10/15	Stockton	0-7 L	1-1-0-0	6,563	37	1/15/16	San Jose	2-5 L	22-10-2-3	4,062
3	10/17/15	Texas	2-5 L	1-2-0-0	4,860	38	1/16/16	Stockton	3-0 W	23-10-2-3	5,846
4	10/18/15	Texas	2-7 L	1-3-0-0	2,502	39	1/18/16	Lake Erie	3-1 W	24-10-2-3	4,001
5	10/21/15	Iowa	3-2 W	2-3-0-0	1,874	40	1/22/16	Iowa	3-4 SOL	24-10-2-4	4,324
6	10/23/15	Chicago	4-3 SOW	3-3-0-0	3,052	41	1/23/16	Iowa	1-0 W	25-10-2-4	6,185
7	10/24/15	Milwaukee	4-2 W	4-3-0-0	8,359	42	1/27/16	Charlotte	3-1 W	26-10-2-4	3,289
8	10/27/15	Charlotte	1-2 SOL	4-3-0-1	6,017	43	1/29/16	Chicago	6-0 W	27-10-2-4	5,981
9	10/30/15	Iowa	4-0 W	5-3-0-1	3,420	44	1/30/16	Chicago	2-3 OTL	27-10-3-4	14,871
10	11/1/15	Iowa	2-0 W	6-3-0-1	3,339	45	2/5/16	Grand Rapids	1-9 L	27-11-3-4	5,776
11	11/6/15	Grand Rapids	4-1 W	7-3-0-1	8,041	46	2/6/16	Grand Rapids	3-4 OTL	27-11-4-4	10,191
12	11/7/15	Milwaukee	2-3 OTL	7-3-1-1	5,775	47	2/12/16	at Milwaukee	3-4 OTL	27-11-5-4	6,793
13	11/13/15	Iowa	5-2 W	8-3-1-1	5,439	48	2/14/16	Grand Rapids	4-2 W	28-11-5-4	5,493
14	11/14/15	Iowa	4-3 W	9-3-1-1	7,533	49	2/17/16	Manitoba	2-5 L	28-12-5-4	6,304
15	11/18/15	Grand Rapids	2-3 L	9-4-1-1	6,407	50	2/19/16	Manitoba	2-3 L	28-13-5-4	5,017
16	11/20/15	Milwaukee	1-2 SOL	9-4-1-2	3,235	51	2/20/16	Chicago	4-2 W	29-13-5-4	11,629
17	11/22/15	Lake Erie	3-1 W	10-4-1-2	6,344	52	2/24/16	Milwaukee	6-4 W	30-13-5-4	3,484
18	11/25/15	San Antonio	3-2 OTW	11-4-1-2	3,606	53	2/26/16	Lake Erie	4-5 L	30-14-5-4	9,941
19	11/27/15	Chicago	3-1 W	12-4-1-2	5,738	54	2/27/16	Lake Erie	2-3 OTL	30-14-6-4	12,398
20	11/28/15	Milwaukee	1-2 L	12-5-1-2	4,878	55	3/2/16	Grand Rapids	1-2 OTL	30-14-7-4	10,017
21	12/2/15	Texas	6-5 OTW	13-5-1-2	3,976	56	3/5/16	Lake Erie	5-0 W	31-14-7-4	6,498
22	12/4/15	San Antonio	4-2 W	14-5-1-2	6,769	57	3/6/16	Lake Erie	2-1 W	32-14-7-4	6,321
23	12/6/15	San Antonio	5-2 W	15-5-1-2	3,771	58	3/8/16	Milwaukee	5-2 W	33-14-7-4	3,655
24	12/8/15	Texas	5-3 W	16-5-1-2	6,253	59	3/12/16	Charlotte	3-6 L	33-15-7-4	8,210
25	12/11/15	Iowa	2-1 W	17-5-1-2	3,914	60	3/13/16	Charlotte	1-4 L	33-16-7-4	8,101
26	12/12/15	Grand Rapids	1-4 L	17-6-1-2	6,104	61	3/15/16	Charlotte	1-0 W	34-16-7-4	3,927
27	12/18/15	Milwaukee	6-2 W	18-6-1-2	3,947	62	3/18/16	Chicago	1-4 L	34-17-7-4	8,098
28	12/19/15	Chicago	3-4 OTL	18-6-2-2	8,931	63	3/19/16	Chicago	3-4 OTL	34-17-8-4	6,524
29	12/21/15	Milwaukee	2-6 L	18-7-2-2	4,890	64	3/20/16	Charlotte	2-1 SOW	35-17-8-4	5,882
30	12/26/15	Milwaukee	1-2 SOL	18-7-2-3	5,570	65	3/24/16	Lake Erie	2-4 L	35-18-8-4	5,761
31	12/27/15	Iowa	1-3 L	18-8-2-3	5,973	66	3/25/16	Lake Erie	1-5 L	35-19-8-4	13,188
32	12/30/15	Chicago	5-2 W	19-8-2-3	6,053	67	3/30/16	Chicago	1-0 W	36-19-8-4	7,002
33	1/2/16	Chicago	0-2 L	19-9-2-3	10,621	68	4/1/16	San Antonio	2-5 L	36-20-8-4	5,180
34	1/3/16	Milwaukee	3-2 OTW	20-9-2-3	5,495	69	4/2/16	Iowa	3-4 OTL	36-20-9-4	5,781
35	1/10/16	Iowa	3-1 W	21-9-2-3	4,510	70	4/5/16	Charlotte	1-2 OTL	36-20-10-4	3,719
						71	4/6/16	Charlotte	2-1 W	37-20-10-4	3,998
						72	4/9/16	Manitoba	1-5 L	37-21-10-4	8,737
						73	4/10/16	Manitoba	4-5 L	37-22-10-4	8,812
						74	4/13/16	Iowa	2-1 W	38-22-10-4	4,111
						75	4/15/16	Grand Rapids	4-0 W	39-22-10-4	5,543
						76	4/16/16	Milwaukee	7-1 W	40-22-10-4	6,402

2015-16 Team Leaders

Points:	Vince Hinostroza	51
Goals:	Mark McNeill	25
Assists:	Ville Pokka	35
Penalty Minutes:	Mike Liambas	188
Plus/Minus:	Ryan Hartman	+16
Wins:	Michael Leighton	28

FINAL STATISTICS FOR 2014-15

46-23-5-2, 2ND MIDWEST DIVISION, 5TH OVERALL

PLAYER	GP	G	A	PTS	+/-	PIM	PP	SH	PLAYER	GP	G	A	PTS	+/-	PIM	PP	SH
Spencer Abbott	65	19	26	45	-1	16	4	1	Drew LeBlanc	41	4	2	6	-1	8	0	0
Mark McNeill	63	23	21	44	14	23	2	1	Ryan Schnell	24	2	4	6	1	71	0	0
Garrett Ross	69	21	21	42	20	100	2	0	Dane Walters	19	1	5	6	1	14	0	0
Peter Regin	69	10	31	41	2	30	4	0	Tanner Kero	6	5	0	5	3	0	1	0
Philip Danault	70	13	25	38	20	38	1	3	Keith Seabrook	15	1	4	5	3	2	0	0
Ryan Hartman	69	13	24	37	14	120	3	0	Jamie Wise	22	3	0	3	-3	11	0	0
T.J. Brennan	54	9	27	36	12	59	2	0	Trevor van Riemsdyk	0	3	3	2	0	0	0	0
Brandon Mashinter	69	17	15	32	4	57	6	0	Dillon Fournier	21	0	3	3	1	16	0	0
Ville Pokka	68	8	22	30	0	16	5	0	Kirill Gotovets	12	1	1	2	2	8	0	0
Dennis Rasmussen	73	13	14	27	9	30	1	0	Vince Hinostroza	5	0	2	2	-2	0	0	0
Teuvo Teravainen	39	6	19	25	-6	6	2	1	Michael Leighton	42	0	2	2	0	2	0	0
Matt Carey	67	10	11	21	-4	43	4	0	Jeremy Morin	3	1	0	1	-1	2	1	0
Stephen Johns	51	4	17	21	30	30	0	1	Calle Dahlstrom	2	0	1	1	-1	2	0	0
Kyle Cumiskey	54	2	18	20	6	10	1	0	Mathieu Brisebois	1	0	0	0	-2	0	0	0
Joakim Nordstrom	23	9	7	16	-1	19	5	0	Justin Holl	2	0	0	0	-1	0	0	0
Pierre-Cedric Labrie	60	9	7	16	3	113	1	1	Robin Press	2	0	0	0	-1	0	0	0
Alex Broadhurst	29	6	8	14	2	4	2	0	Mac Carruth	3	0	0	0	0	0	0	0
Cody Bass	61	6	8	14	4	165	0	0	Antti Raanta	11	0	0	0	0	0	0	0
Viktor Svedberg	49	3	11	14	14	41	0	0	Scott Darling	26	0	0	0	0	4	0	0
Adam Clendening	38	1	12	13	-4	20	0	0									
Klas Dahlbeck	49	4	6	10	2	35	2	0									
Zach Miskovic	42	2	6	8	4	40	0	0									

GOALIE	GP	MIN	AVG	W	L	OTL	SOL	SO	GA	SAVES	SPCT
Mac Carruth	3	177:06	1.69	2	1	0	0	1	5	67	0.925
Scott Darling	26	1419:26	2.20	14	8	2	0	2	52	710	0.927
Michael Leighton	42	2391:29	2.26	22	13	4	2	5	90	1124	0.920
Antti Raanta	11	603:30	2.39	8	1	1	0	2	24	291	0.918

2014-15 Recap

The 2014-15 season saw major defensive improvements as Rockford set a new team record for fewest goals against (180) and improved their penalty kill from 72.3% (30th) in 2013-14 to 86.0% (8th) in 2014-15.

The stalwart defensive play helped Rockford to qualify for the Calder Cup playoffs for the first time in five seasons and led to the team's first playoff series victory since 2007-08.

Michael Leighton made significant contributions in net, earning five shutouts to move into a tie for second place all-time in the AHL with 41 career shutouts. Each of the four goaltenders to suit up for the IceHogs posted at least one shutout as the team set a new record of 10 in a season.

The IceHogs once again had a big presence on the Stanley Cup Champion Chicago Blackhawks, as forwards Teuvo Teravainen and Joakim Nordstrom, defensemen Kyle Cumiskey and Trevor van Riemsdyk, and goaltender Scott Darling all had their names etched onto the Cup after playing for the IceHogs in 2014-15.

FINAL STATISTICS FOR 2014-15, GAME-BY-GAME

Game	Date	Opponent	Score	Record	Attn.	Game	Date	Opponent	Score	Record	Attn.
1	10/11/14	MILWAUKEE	2-3 L	0-1-0-0	5226	36	1/3/15	at Chicago	3-0 W	21-11-3-1	10855
2	10/16/14	at Adirondack	4-2 W	1-1-0-0	2289	37	1/8/15	at Milwaukee	2-4 L	21-12-3-1	2476
3	10/18/14	at Hamilton	2-1 OTW	2-1-0-0	2252	38	1/9/15	MILWAUKEE	0-1 OTL	21-12-4-1	5232
4	10/19/14	at Toronto	0-1 SOL	2-1-0-1	3668	39	1/13/15	CHARLOTTE	2-3 SOL	21-12-4-2	2515
5	10/22/14	at Rochester	3-5 L	2-2-0-1	3949	40	1/16/15	IOWA	4-0 W	22-12-4-2	4228
6	10/25/14	CHICAGO	4-3 W	3-2-0-1	4422	41	1/17/15	at Chicago	3-2 SOW	23-12-4-2	15225
7	10/26/14	LAKE ERIE	5-2 W	4-2-0-1	2577	42	1/19/15	CHICAGO	1-4 L	23-13-4-2	3663
8	10/29/14	at Grand Rapids	2-1 W	5-2-0-1	4469	43	1/22/15	at Iowa	1-0 W	24-13-4-2	3812
9	10/31/14	at San Antonio	6-3 W	6-2-0-1	3124	44	1/24/15	UTICA	3-0 W	25-13-4-2	6402
10	11/1/14	at San Antonio	5-1 W	7-2-0-1	5019	45	1/30/15	CHICAGO	3-2 OTW	26-13-4-2	6339
11	11/4/14	LAKE ERIE	5-4 OTW	8-2-0-1	2610	46	1/31/15	at Chicago	1-4 L	26-14-4-2	16280
12	11/6/14	at Iowa	5-3 W	9-2-0-1	4542	47	2/6/15	at Milwaukee	1-4 L	26-15-4-2	7618
13	11/8/14	GRAND RAPIDS	3-1 W	10-2-0-1	4878	48	2/7/15	MILWAUKEE	5-7 L	26-16-4-2	6506
14	11/14/14	MILWAUKEE	1-4 L	10-3-0-1	3776	49	2/13/15	at Milwaukee	2-1 W	27-16-4-2	4684
15	11/15/14	at Milwaukee	1-2 W	10-4-0-1	4843	50	2/14/15	OKLAHOMA CITY	3-1 W	28-16-4-2	5201
16	11/16/14	TEXAS	3-2 W	11-4-0-1	6390	51	2/15/15	SAN ANTONIO	2-1 W	29-16-4-2	4864
17	11/21/14	IOWA	4-3 OTW	12-4-0-1	3130	52	2/18/15	SAN ANTONIO	0-4 L	29-17-4-2	6296
18	11/22/14	MILWAUKEE	3-2 W	13-4-0-1	5258	53	2/20/15	at Lake Erie	2-3 L	29-18-4-2	9395
19	11/23/14	at Chicago	3-0 W	14-4-0-1	11431	54	2/21/15	at Lake Erie	3-2 W	30-18-4-2	9219
20	11/26/14	IOWA	6-1 W	15-4-0-1	3305	55	2/27/15	at Texas	4-3 OTW	31-18-4-2	4347
21	11/28/14	CHICAGO	3-4 OTL	15-4-1-1	5168	56	2/28/15	at Texas	6-3 W	32-18-4-2	6165
22	11/29/14	at Chicago	1-2 L	15-5-1-1	8405	57	3/6/15	OKLAHOMA CITY	5-1 W	33-18-4-2	6427
23	12/3/14	at Milwaukee	4-0 W	16-5-1-1	2721	58	3/7/15	GRAND RAPIDS	2-3 OTL	33-18-5-2	6475
24	12/6/14	GRAND RAPIDS	0-4 L	16-6-1-1	5349	59	3/14/15	at Grand Rapids	1-3 L	33-19-5-2	10834
25	12/7/14	LAKE ERIE	3-4 OTL	16-6-2-1	3220	60	3/15/15	at Chicago	4-3 W	34-19-5-2	12534
26	12/10/14	at Milwaukee	2-1 W	17-6-2-1	2522	61	3/18/15	ADIRONDACK	4-3 SOW	35-19-5-2	2571
27	12/12/14	at Lake Erie	2-4 L	17-7-2-1	8320	62	3/21/15	ADIRONDACK	4-0 W	36-19-5-2	6003
28	12/13/14	at Lake Erie	5-2 W	18-7-2-1	8988	63	3/22/15	TEXAS	4-3 W	37-19-5-2	5571
29	12/16/14	at Iowa	1-5 L	18-8-2-1	3633	64	3/25/15	LAKE ERIE	3-2 W	38-19-5-2	2845
30	12/20/14	at Oklahoma City	2-3 OTL	18-8-3-1	5817	65	3/27/15	at Adirondack	4-0 W	39-19-5-2	3676
31	12/21/14	at Oklahoma City	1-3 L	18-9-3-1	2668	66	3/28/15	at Utica	2-4 L	39-20-5-2	3835
32	12/26/14	IOWA	1-2 L	18-10-3-1	5161	67	4/1/15	at Grand Rapids	1-6 L	39-21-5-2	8024
33	12/28/14	CHICAGO	4-2 W	19-10-3-1	6411	68	4/3/15	GRAND RAPIDS	6-2 W	40-21-5-2	3830
34	12/30/14	HAMILTON	1-2 L	19-11-3-1	5251	69	4/4/15	ROCHESTER	7-2 W	41-21-5-2	5565
35	12/31/14	at Grand Rapids	3-2 SOW	20-11-3-1	10834	70	4/7/15	MILWAUKEE	5-3 W	42-21-5-2	3295
						71	4/9/15	at Iowa	5-3 W	43-21-5-2	3975
						72	4/11/15	at Charlotte	2-0 W	44-21-5-2	13219
						73	4/12/15	at Charlotte	3-4 L	44-22-5-2	5938
						74	4/15/15	CHARLOTTE	5-1 W	45-22-5-2	5545
						75	4/17/15	CHICAGO	4-3 W	46-22-5-2	5681
						76	4/18/15	TORONTO	1-3 L	46-23-5-2	6543

Team Info

Hockey Ops

2022-23 Recap

Records

Playoff Records

Team History

Alumni

Season Recaps

Opponents

2014-15 Team Leaders

Points:	Spencer Abbott	45
Goals:	Mark McNeill	23
Assists:	Peter Regin	31
Penalty Minutes:	Cody Bass	165
Plus/Minus:	Stephen Johns	30
Wins:	Michael Leighton	22

FINAL STATISTICS FOR 2013-14

35-32-5-4, 4TH MIDWEST DIVISION, 14TH OVERALL

PLAYER	GP	G	A	PTS	+/-	PIM	PP	SH	PLAYER	GP	G	A	PTS	+/-	PIM	PP	SH
Clendening, Adam	74	12	47	59	5	64	3	1	Hartman, Ryan	9	3	4	7	-1	8	1	0
Morin, Jeremy	47	24	23	47	9	58	6	0	Shea, Bobby	29	3	4	7	4	84	0	0
Broadhurst, Alex	75	16	29	45	-1	32	2	0	Miskovic, Zach	15	0	7	7	11	10	0	0
Broadhurst, Terry	73	16	28	44	10	16	3	1	Peckham, Theo	45	0	6	6	6	100	0	0
McNeil, Mark	76	18	19	37	-12	46	6	0	Johns, Stephen	8	1	4	5	2	4	0	0
Dahlbeck, Kias	75	10	25	35	21	49	1	2	Froese, Byron	28	0	5	5	1	14	0	0
Ross, Garrett	74	15	19	34	12	78	4	1	Beach, Kyle	7	4	0	4	3	10	0	1
Nordstrom, Joakim	58	17	16	33	9	21	4	0	Lefebvre, Philippe	29	4	0	4	-3	2	0	0
Winchester, Brad	55	16	14	30	-8	85	6	0	Nightingale, Jared	67	1	3	4	-14	114	0	0
Mashinter, Brandon	47	14	14	28	-8	79	5	0	Shalunov, Maxim	20	0	4	4	-4	8	0	0
Pirri, Brandon	26	11	15	26	-1	10	2	1	Teravainen, Teuvo	5	2	0	2	2	2	1	0
Danault, Phillip	72	6	20	26	11	40	1	0	Gilbert, David	10	1	0	1	-5	0	0	0
LeBlanc, Drew	76	7	15	22	-4	18	4	0	Kostka, Michael	2	0	1	1	3	2	0	0
Bouchard, Pierre-Marc	24	3	17	20	-7	10	0	0	Gleason, Joe	7	0	1	1	-4	2	0	1
Mills, Brad	28	8	6	14	-5	49	3	0	Brookbank, Wade	27	0	1	1	-8	30	0	0
Mullane, Pat	46	6	7	13	0	15	2	0	LaBarbera, Jason	32	0	1	1	0	0	0	0
Skinner, Brett	38	1	9	10	-9	8	1	0	York, Allen	1	0	0	0	0	0	0	0
Briserbois, Mathieu	13	2	5	7	-1	19	0	0	Kessel, Blake	3	0	0	0	-2	0	0	0
Svedberg, Viktor	35	2	7	9	5	26	1	0	Carruth, Mac	7	0	0	0	0	0	0	0
Hayes, Jimmy	13	4	4	8	-5	2	1	0	Raanta, Antti	14	0	0	0	0	0	0	0
Connelly, Brian	16	3	5	8	-12	4	3	0	Simpson, Kent	31	0	0	0	0	2	0	0
Olsen, Dylan	16	0	8	8	3	8	0	0									

GOALIE	GP	MIN	AVG	W	L	OTL	SOL	SO	GA	SAVES	SPCT
Raanta, Antti	14	677:19	2.83	7	5	0	0	0	32	338	.914
LaBarbera, Jason	32	1859:29	2.94	15	13	2	2	0	91	831	.901
York, Allen	1	58:29	3.08	0	1	0	0	0	3	35	.921
Carruth, Allen	7	375:18	3.36	2	3	0	1	0	21	154	.880
Simpson, Kent	31	1614:53	3.64	11	11	3	1	0	98	801	.891

2013-14 Recap

It was a year of transition for the IceHogs in 2013-14 as the roster featured 16 different rookies and saw the departure of core players from the previous three seasons.

Adam Clendening had a historic season for the Hogs, becoming the first defenseman in team history to lead the club in scoring (59 pts). In his second season, Clendening was also named a first team AHL All-Star.

A pair of brothers, Terry and Alex Broadhurst, were also key contributors for Rockford. Alex ranked third on the Hogs in scoring (45 pts) while Terry was a close fourth (44 pts).

Rockford did miss out on the playoffs for a fourth straight season, but for the tenth consecutive year, finished above .500, finishing 35-32-5-4. February was a highlight for the Hogs as the team went without a regulation loss in the month, going 9-0-1-1.

FINAL STATISTICS FOR 2013-14, GAME-BY-GAME

Game	Date	Opponent	Score	Record	Attn.	Game	Date	Opponent	Score	Record	Attn.
1	10/5/13	at San Antonio	1-3 L	0-1-0-0	5455	36	1/4/14	GRAND RAPIDS	4-2 W	16-16-3-1	4145
2	10/6/13	at Texas	4-3 W	1-1-0-0	3166	37	1/5/14	at Chicago	3-4 SOL	16-16-3-2	7530
3	10/11/13	at Lake Erie	5-2 W	2-1-0-0	5784	38	1/8/14	at Grand Rapids	2-4 L	16-17-3-2	3672
4	10/12/13	at Lake Erie	1-5 L	2-2-0-0	5611	39	1/10/14	LAKE ERIE	4-3 W	17-17-3-2	3846
5	10/18/13	at Chicago	5-3 W	3-2-0-0	3949	40	1/11/14	LAKE ERIE	6-1 W	18-17-3-2	5775
6	10/19/13	GRAND RAPIDS	5-4 SOW	4-2-0-0	6202	41	1/15/14	ABBOTSFORD	3-4 OTL	18-17-4-2	5861
7	10/22/13	at Hamilton	4-5 OTL	4-2-1-0	1990	42	1/18/14	at Chicago	1-2 L	18-18-4-2	16005
8	10/23/13	at Toronto	3-2 W	5-2-1-0	4184	43	1/20/14	TORONTO	3-2 L	18-19-4-2	4193
9	10/26/13	CHARLOTTE	2-1 SOW	6-2-1-0	3124	44	1/24/14	at Milwaukee	2-3 L	18-20-4-2	16860
10	10/27/13	TEXAS	4-2 W	7-2-1-0	6353	45	1/25/14	MILWAUKEE	2-1 W	19-20-4-2	6504
11	10/31/13	CHARLOTTE	3-5 L	7-3-1-0	5936	46	1/26/14	at Milwaukee	4-3 OTW	20-20-4-2	4045
12	11/1/13	at Milwaukee	2-4 L	7-4-1-0	4142	47	1/31/14	at Rochester	1-4 L	20-21-4-2	6311
13	11/3/13	GRAND RAPIDS	1-3 L	7-5-1-0	3033	48	2/1/14	at Utica	2-1 W	21-21-4-2	3815
14	11/6/13	at Grand Rapids	2-6 L	7-6-1-0	6118	49	2/14/14	HAMILTON	6-4 W	22-21-4-2	5196
15	11/8/13	IOWA	3-1 W	8-6-1-0	4101	50	2/8/14	IOWA	8-3 W	23-21-4-2	5310
16	11/9/13	IOWA	2-5 L	8-7-1-0	4082	51	2/9/14	UTICA	5-4 OTW	24-21-4-2	3752
17	11/15/13	at Grand Rapids	3-5 L	8-8-1-0	9260	52	2/14/14	CHICAGO	4-5 SOL	24-21-4-3	4468
18	11/16/13	SAN ANTONIO	4-2 W	9-8-1-0	4394	53	2/15/14	at Iowa	5-3 W	25-21-4-3	10115
19	11/20/13	ABBOTSFORD	2-4 L	9-9-1-0	2493	54	2/16/14	at Iowa	4-2 W	26-21-4-3	6814
20	11/23/13	at Charlotte	2-5 L	9-10-1-0	7672	55	2/21/14	CHICAGO	2-1 W	27-21-4-3	6007
21	11/24/13	at Charlotte	4-3 W	10-10-1-0	4343	56	2/22/14	MILWAUKEE	4-1 W	28-21-4-3	6265
22	11/27/13	MILWAUKEE	2-1 OTW	11-10-1-0	3440	57	2/25/14	at Iowa	4-1 W	29-21-4-3	4102
23	11/29/13	at Chicago	1-7 L	11-11-1-0	7554	58	2/28/14	at Oklahoma City	4-5 OTL	29-21-5-3	3853
24	11/30/13	CHICAGO	4-3 W	12-11-1-0	5451	59	3/1/14	at Oklahoma City	4-5 L	29-22-5-3	3158
25	12/5/13	at Charlotte	2-3 OTL	12-11-2-0	3826	60	3/4/14	ROCHESTER	4-2 W	30-22-5-3	3071
26	12/7/13	at Charlotte	5-3 W	13-11-2-0	7719	61	3/7/14	at Milwaukee	3-8 L	30-23-5-3	4431
27	12/13/13	OKLAHOMA CITY	4-3 W	14-11-2-0	3359	62	3/8/14	MILWAUKEE	2-6 L	30-24-5-3	6300
28	12/14/13	OKLAHOMA CITY	5-4 SOW	15-11-2-0	4738	63	3/14/14	at Milwaukee	5-6 SOL	30-24-5-4	6394
29	12/15/13	at Iowa	1-3 L	15-12-2-0	6312	64	3/21/14	at Chicago	0-6 L	30-25-5-4	8825
30	12/20/13	at Grand Rapids	2-3 OTL	15-12-3-0	8269	65	3/22/14	CHICAGO	2-1 SOW	31-25-5-4	6513
31	12/21/13	MILWAUKEE	1-3 L	15-13-3-0	3975	66	3/28/14	GRAND RAPIDS	5-4 W	32-25-5-4	5223
32	12/26/13	at Iowa	2-5 L	15-14-3-0	6151	67	3/29/14	at Grand Rapids	1-4 L	32-26-5-4	10834
33	12/27/14	GRAND RAPIDS	2-4 L	15-15-3-0	4105	68	3/30/14	CHICAGO	6-3 W	33-26-5-4	5925
34	12/30/13	CHARLOTTE	2-3 L	15-16-3-0	4599	69	4/4/14	at Abbotsford	3-6 L	33-27-5-4	3088
35	1/3/14	IOWA	2-3 SOL	15-6-3-1	3326	70	4/5/14	at Abbotsford	3-5 L	33-28-5-4	3276
						71	4/8/14	at Milwaukee	1-3 L	33-29-5-4	3504
						72	4/11/14	MILWAUKEE	1-4 L	33-30-5-4	4283
						73	4/12/14	IOWA	3-2 W	34-30-5-4	6524
						74	4/13/14	at Chicago	2-4 L	34-31-5-4	11535
						75	4/18/14	CHICAGO	3-5 L	34-32-5-4	5368
						76	4/19/14	CHARLOTTE	7-3 W	35-32-5-4	5300

2013-14 Team Leaders

Points:	Adam Clendening	59
Goals:	Jeremy Morin	24
Assists:	Adam Clendening	47
Penalty Minutes:	Jared Nightingale	114
Plus/Minus:	Klas Dahlbeck	21
Wins:	Jason LaBarbera	15

FINAL STATISTICS FOR 2012-13, 42-31-2-1

3RD MIDWEST DIVISION, 14TH OVERALL

PLAYER	GP	G	A	PTS	+/-	PIM	PP	SH	PLAYER	GP	G	A	PTS	+/-	PIM	PP	SH
Pirri, Brandon	76	22	53	75	11	72	7	1	Paradis, Philippe	36	1	7	8	4	100	0	0
St. Pierre, Martin	76	26	33	59	11	59	3	1	Dahlbeck, Klas	70	1	5	6	11	29	0	0
Morin, Jeremy	67	30	28	58	2	86	12	3	McArdle, Kenndal	30	3	2	5	-3	55	1	0
Smith, Ben	54	27	20	49	17	13	10	0	Flick, Rob	51	3	2	5	-11	97	0	0
Clendening, Adam	73	9	37	46	17	67	6	0	Montador, Steve	14	2	3	5	1	13	1	0
Hayes, Jimmy	67	25	20	45	0	23	8	2	Gilbert, David	10	1	2	3	0	6	0	0
Beach, Kyle	66	16	10	26	1	204	2	0	Beaudoin, Mathieu	21	1	3	4	-8	8	0	0
Stanton, Ryan	73	3	22	25	16	126	0	0	Suave, Maxime	8	1	2	3	2	4	0	0
Lalonde, Shawn	59	5	18	23	0	91	1	1	Nordstrom, Joakim	11	0	3	3	2	12	0	0
Kruger, Marcus	34	8	14	22	-1	24	5	0	Froese, Byron	9	0	2	2	1	4	0	0
Saad, Brandon	31	8	12	20	1	10	0	1	Hutton, Carter	51	0	2	2	0	17	0	0
Olesz, Rostislav	14	7	12	19	5	4	1	0	Brookbank, Wade	28	0	1	1	-6	100	0	0
Mills, Brad	33	7	9	16	8	60	0	1	Lang, Mickey	1	0	0	0	0	0	0	0
Leddy, Nick	31	3	13	16	-2	12	1	0	Hobson, Adam	2	0	0	0	0	0	0	0
Broadhurst, Terry	31	5	8	13	3	12	0	0	Ross, Garret	2	0	0	0	0	5	0	0
Svensden, Brandon	40	6	6	12	-7	14	0	0	Simpson, Kent	2	0	0	0	0	0	0	0
LeBlanc, Peter	34	4	8	12	-5	15	0	0	Quick, Kevin	3	0	0	0	0	0	0	0
Olsen, Dylan	50	2	9	11	-4	27	2	0	Danault, Phillip	5	0	0	0	-1	2	0	0
Lebda, Brett	27	0	11	11	-12	18	0	0	McNeill, Mark	5	0	0	0	-1	0	0	0
Bollig, Brandon	35	5	4	9	-1	157	1	0	Richards, Alec	11	0	0	0	0	0	0	0
Youds, Ben	23	1	8	9	-5	22	1	0	Karlsson, Henrik	18	0	0	0	0	12	0	0
Lavin, Joe	39	1	8	9	0	16	0	0									
GOALIE	GP		MIN	AVG	W	L	OTL	SOL	SO	GA	SAVES	SPCT					
Hutton, Carter	51		2908:27	2.72	26	22	1	1	2	132	1439	.908					
Richards, Alec	11		547:56	3.07	4	5	0	0	0	32	253	.874					
Karlsson, Henrik	18		1007:11	2.86	11	4	1	0	0	48	422	.898					
Simpson, Kent	2		97:50	3.07	1	1	0	0	0	5	61	.924					

2012-13 Recap

The 2012-13 campaign was truly a tale of two seasons. With the NHL lockout, the IceHogs, along with the rest of the AHL, saw an influx of NHL talent in the lineup. During the lockout, the IceHogs went 17-16-1-1 and finished 25-15-1-0 post lockout.

Rockford finished 42-31-2-1 and became the first team in the 77-year history of the American Hockey League to win 42 games and not qualify for the postseason. The IceHogs weren't officially eliminated from the postseason until almost 24 hours after their final regular season contest when the Milwaukee Admirals topped the Peoria Rivermen on the final day of the season.

The IceHogs didn't miss the playoffs because of a poor finish, as the team went 8-1-0-0 in April and 20-6-1-0 over the club's final 27 games.

Brandon Pirri became the first player in IceHogs history to lead the league in points as he totaled a career-high 75 points during his third professional season.

Over his final 28 games, Pirri notched 9g-32a-41pts.

On the goal scoring side, Jeremy Morin paced the IceHogs with a career high 30 goals, one of five players with 20 or more goals in 2012-13, most in IceHogs history.

FINAL STATISTICS FOR 2012-13, GAME-BY-GAME

Game	Date	Opponent	Score	Record	Attn.	Game	Date	Opponent	Score	Record	Attn.
1	10/13/12	at Chicago	0-1 SOL	0-0-0-1	14505	39	1/18/13	PEORIA	3-1 W	20-17-1-1	4403
2	10/14/12	at Chicago	3-5 L	0-1-0-1	5113	40	1/19/13	GRAND RAPIDS	6-11 L	20-18-1-1	6219
3	10/19/12	at Peoria	1-2 L	0-2-0-1	6759	41	1/21/13	TEXAS	3-6 L	20-19-1-1	3840
4	10/20/12	CHARLOTTE	1-2 L	0-3-0-1	5518	42	1/25/13	CHICAGO	1-2 L	20-20-1-1	6097
5	10/21/12	CHARLOTTE	5-4 W	1-3-0-1	2905	43	1/26/13	OKLAHOMA CITY	3-4 L	20-21-1-1	4388
6	10/25/12	SAN ANTONIO	2-1 SOW	2-3-0-1	5678	44	2/1/13	at San Antonio	0-1 L	20-22-1-1	16205
7	10/27/12	at Grand Rapids	6-5 OTW	3-3-0-1	4118	45	2/3/13	at Houston	2-3 L	20-23-1-1	7321
8	10/28/12	SAN ANTONIO	3-1 W	4-3-0-1	3490	46	2/5/13	at Texas	5-4 SOW	21-23-1-1	5373
9	11/2/12	CHICAGO	3-6 L	4-4-0-1	4029	47	2/8/13	at Peoria	4-2 W	22-23-1-1	5721
10	11/3/12	LAKE ERIE	6-3 W	5-4-0-1	4113	48	2/9/13	HOUSTON	0-2 L	22-24-1-1	5164
11	11/9/12	at Grand Rapids	3-5 L	5-5-0-1	8354	49	2/13/13	at Peoria	3-5 L	22-25-1-1	2601
12	11/10/12	MILWAUKEE	2-4 L	5-6-0-1	5016	50	2/16/13	ABBOTSFORD	7-2 W	23-25-1-1	4779
13	11/14/12	PEORIA	4-5 L	5-7-0-1	2205	51	2/17/13	LAKE ERIE	2-1 SOW	24-25-1-1	3271
14	11/16/12	HOUSTON	2-1 W	6-7-0-1	4953	52	2/20/13	at Peoria	4-0 W	25-25-1-1	2791
15	11/18/12	at Houston	2-3 L	6-8-0-1	11175	53	2/22/13	GRAND RAPIDS	4-3 W	26-25-1-1	4578
16	11/21/12	PEORIA	5-4 W	7-8-0-1	4002	54	2/24/13	at Chicago	2-1 W	27-25-1-1	11133
17	11/23/12	at Lake Erie	4-2 W	8-8-0-1	9480	55	3/1/13	PEORIA	4-1 W	28-25-1-1	3771
18	11/24/12	at Lake Erie	4-3 SOW	9-8-0-1	8237	56	3/2/13	MILWAUKEE	2-3 L	28-26-1-1	6170
19	11/27/12	TEXAS	4-5 L	9-9-0-1	2346	57	3/8/13	at Oklahoma City	4-3 SOW	29-26-1-1	3758
20	11/28/12	at Chicago	4-2 W	10-9-0-1	5620	58	3/9/13	at Oklahoma City	7-4 W	30-26-1-1	4411
21	12/1/12	at Charlotte	5-2 W	11-9-0-1	6549	59	3/10/13	at Chicago	2-3 L	30-27-1-1	9613
22	12/2/12	at Charlotte	4-1 W	12-9-0-1	3832	60	3/15/13	CHICAGO	4-3 W	31-27-1-1	5458
23	12/7/12	MILWAUKEE	5-3 W	13-9-0-1	3522	61	3/16/13	PEORIA	0-4 L	31-28-1-1	5045
24	12/8/12	CHICAGO	1-2 L	13-10-0-1	5350	62	3/17/13	at Chicago	2-1 W	32-28-1-1	10321
25	12/9/12	at Grand Rapids	2-4 L	13-11-0-1	5644	63	3/22/13	at Abbotsford	5-2 W	33-28-1-1	2899
26	12/14/12	at Milwaukee	3-4 OTL	13-11-1-1	4858	64	3/23/13	at Abbotsford	3-4 OTL	33-28-2-1	4021
27	12/15/12	HAMILTON	4-6 L	13-12-1-1	5127	65	3/27/13	TORONTO	4-1 W	34-28-2-1	3838
28	12/19/12	at Milwaukee	3-1W	14-12-1-1	2651	66	3/29/13	MILWAUKEE	2-3 L	34-29-2-1	3827
29	12/21/12	at Milwaukee	1-2 L	14-13-1-1	3798	67	3/30/13	OKLAHOMA CITY	3-7 L	34-30-2-1	5489
30	12/22/12	ABBOTSFORD	3-2 W	15-13-1-1	4780	68	4/2/13	MILWAUKEE	2-1 W	35-30-2-1	4442
31	12/27/12	CHICAGO	3-2 W	16-13-1-1	5337	69	4/5/13	at Milwaukee	4-3 W	36-30-2-1	6748
32	12/29/12	MILWAUKEE	4-1 W	17-13-1-1	5927	70	4/6/13	at Peoria	5-4 W	37-30-2-1	6039
33	12/31/12	at Grand Rapids	1-3 L	17-14-1-1	10004	71	4/7/13	PEORIA	4-1 W	38-30-2-1	4501
34	1/4/13	at Hamilton	1-3 L	17-15-1-1	4505	72	4/10/13	at Peoria	0-4 L	38-31-2-1	2476
35	1/5/13	at Toronto	2-5 L	17-16-1-1	8017	73	4/12/13	CHICAGO	7-3 W	39-31-2-1	6228
36	1/9/13	GRAND RAPIDS	3-6 L	17-17-1-1	3470	74	4/13/13	at Milwaukee	3-1 W	40-31-2-1	8895
37	1/11/13	GRAND RAPIDS	5-2 W	18-17-1-1	4016	75	4/19/13	at San Antonio	9-4 W	41-31-2-1	11717
38	1/12/13	at Milwaukee	2-1 OTW	19-17-1-1	6051	76	4/20/13	at Texas	5-3 W	42-31-2-1	6300

2012-13 Team Leaders

Points:	Brandon Pirri	75
Goals:	Jeremy Morin	30
Assists:	Brandon Pirri	53
Penalty Minutes:	Kyle Beach	204
Plus/Minus:	Ben Smith	17
	Adam Clendening	17
Wins:	Carter Hutton	26

Team Info

Hockey Ops

2022-23 Recap

Records

Playoff Records

Team History

Alumni

Season Recaps

Opponents

FINAL STATISTICS FOR 2011-12, 35-32-2-7 12TH MID- WEST DIVISION, 21ST OVERALL

PLAYER	GP	G	A	PTS	+/-	PIM	PP	SH	PLAYER	GP	G	A	PTS	+/-	PIM	PP	SH
Pirri, Brandon	66	23	33	56	9	36	7	0	Froese, Byron	57	4	6	10	-10	17	0	0
LeBlanc, Peter	72	24	20	44	4	14	6	0	Bollig, Brandon	53	3	6	9	-5	163	0	0
Olesz, Rostislav	50	17	24	41	7	32	6	0	Olsen, Dylan	44	4	3	7	-5	44	0	0
Morin, Jeremy	69	18	22	40	9	121	7	1	Klinkhammer, Rob	18	2	4	6	-4	6	0	0
Connelly, Brian	44	5	31	36	-5	16	2	0	Brookbank, Wade	17	1	4	5	3	44	0	0
Fornataro, Matt	23	3	6	9	2	8	0	0	Gilbert, David	28	1	4	5	-4	13	0	0
Smith, Ben	38	15	16	31	2	10	8	0	Danault, Phillip	7	0	2	2	-5	10	0	0
Segal, Brandon	53	13	12	25	-18	65	3	1	Broadhurst, Terry	8	0	2	2	2	0	0	0
Shaw, Andrew	38	12	11	23	-2	99	2	1	Vallerand, Marc-Olivier	7	0	2	2	0	7	0	0
Hayes, Jimmy	33	7	16	23	-3	11	1	0	Goggin, Connor	12	0	2	2	2	2	0	0
Fahey, Brian	75	6	16	22	2	56	4	0	Hutton, Carter	43	0	2	2	0	17	0	0
McLean, Brett	36	7	14	21	-11	20	1	0	Henningson, Dan	1	0	0	0	1	0	0	0
Youds, Ben	57	4	13	17	1	60	1	0	Simpson, Kent	1	0	0	0	0	0	0	0
Lavin, Joe	71	3	14	17	-2	20	0	0	Toews, David	2	0	0	0	-1	0	0	0
Stanton, Ryan	76	3	14	17	-4	130	1	0	McNeill, Mark	7	0	0	0	-2	12	0	0
Paradis, Philippe	58	5	11	16	-11	39	1	0	Zanette, Paul	13	0	0	0	-3	2	0	0
Svendsen, Brandon	39	4	10	14	-2	12	0	0	Danis-Pepin, Simon	14	0	0	0	-2	0	0	0
Flick, Rob	45	7	6	13	2	91	0	0	Baier, Eric	18	0	0	0	-4	2	0	0
DiDomenico, Chris	49	2	11	13	-2	24	1	0	Salak, Alexander	21	0	0	0	0	16	0	0
Lalonde, Shawn	64	2	11	13	-2	100	0	0	Richards, Alec	22	0	0	0	0	2	0	0
Beach, Kyle	19	5	5	10	0	30	1	0									

GOALIE	GPI	MIN	AVG	W	L	OTL	SOL	SO	GA	SAVES	SPCT
Hutton, Carter	43	2371:41	2.35	22	13	0	4	3	93	1033	0.917
Salak, Alexander	21	1047:52	2.69	6	10	2	0	0	47	439	0.903
Simpson, Kent	1	63:11	2.85	0	0	0	1	0	3	41	0.927
Richards, Alec	22	1131:19	3.55	7	11	0	2	0	67	558	0.893

2011-12 Recap

The 2011-12 Rockford IceHogs followed a very similar path as the 2010-11 club. A slow start derailed the team's playoff aspirations, but a strong second half helped fuel hope for 2012-13.

Ted Dent made his AHL coaching debut behind the IceHogs bench and orchestrated the team's turnaround. Sitting at 14-21-1-3, 39 games into the season, Rockford finished 21-11-1-4.

Team MVP and goalie Carter Hutton was a catalyst for the club and the second half surge. Hutton set a single season team AHL record with a 2.35 goals against average and matched the save percentage mark of .917.

Brandon Pirri had a breakout sophomore campaign, pacing all IceHogs skaters with 56 points and 33 assists. Despite being held without a goal over the team's first 13 games, second-year center Peter LeBlanc ended up leading the team with 24 lamp lighters.

Before a mid-season trade to the Calgary Flames organization, defenseman Brian Connelly set the IceHogs' all-time franchise record with 105 assists and franchise marks for a defencemen for points (126) and games played (211).

FINAL STATISTICS FOR 2011-12, GAME-BY-GAME

Game	Date	Opponent	Score	Record	Attn.	Game	Date	Opponent	Score	Record	Attn.
1	10/8/11	GRAND RAPIDS	3-2 W	1-0-0-0	5434	39	1/14/12	at San Antonio	1-2 L	14-21-1-3	8586
2	10/9/11	at Peoria	5-3 W	2-0-0-0	3082	40	1/16/12	TEXAS	2-0 W	15-21-1-3	4717
3	10/14/11	at Abbotsford	3-4 L	2-1-0-0	5450	41	1/20/12	CHICAGO	3-2 W	16-21-1-3	3874
4	10/16/11	at Abbotsford	3-2 W	3-1-0-0	2061	42	1/21/12	at Chicago	3-2 W	17-21-1-3	15920
5	10/21/11	at Chicago	2-0 W	3-2-0-0	3813	43	1/22/12	MILWAUKEE	2-1 W	18-21-1-3	3938
6	10/22/11	CHICAGO	1-4 L	3-3-0-0	4279	44	1/26/12	at Charlotte	3-4 SOL	18-21-1-4	4916
7	10/25/11	TEXAS	2-6 L	3-4-0-0	6073	45	1/27/12	at Charlotte	3-2 W	19-21-1-4	13021
8	10/28/11	at Peoria	6-4 W	4-4-0-0	3958	46	1/28/12	MILWAUKEE	3-1 W	20-21-1-4	6287
9	10/29/11	PEORIA	2-5 L	4-5-0-0	3588	47	2/3/12	at Chicago	2-4 L	20-22-1-4	6024
10	11/6/11	CHARLOTTE	2-4 L	4-6-0-0	2299	48	2/8/12	LAKE ERIE	3-4 L	20-23-1-4	2983
11	11/9/11	at Grand Rapids	5-3 W	5-6-0-0	5888	49	2/10/12	CHICAGO	2-1 W	21-23-1-4	4501
12	11/11/11	at Peoria	6-7 OTL	5-6-1-0	5099	50	2/11/12	CHICAGO	2-6 L	21-24-1-4	6164
13	11/12/11	PEORIA	0-3 L	5-7-1-0	4715	51	2/15/12	PEORIA	0-1 L	21-25-1-4	3332
14	11/16/11	OKLAHOMA CITY	4-5 L	5-8-1-0	2667	52	2/17/12	at Toronto	3-4 OTL	21-25-2-4	7086
15	11/18/11	at Charlotte	3-2 W	6-8-1-0	9698	53	2/18/12	at Hamilton	2-5 L	21-26-2-4	4006
16	11/20/11	at Charlotte	3-4 L	6-9-1-0	5516	54	2/24/12	at Chicago	3-2 W	22-26-2-4	9510
17	11/23/11	SAN ANTONIO	6-3 W	7-9-1-0	3263	55	2/25/12	MILWAUKEE	2-1 SOW	23-26-2-4	6170
18	11/25/11	PEORIA	7-3 W	8-9-1-0	3222	56	2/26/12	CHICAGO	1-0 OTW	24-26-2-4	4111
19	11/26/11	OKLAHOMA CITY	1-3 L	8-10-1-0	3326	57	2/29/12	ABBOTSFORD	2-3 SOL	24-26-2-5	3476
20	12/2/11	LAKE ERIE	1-4 L	8-11-1-0	2966	58	3/2/12	at Milwaukee	3-1 W	25-26-2-5	4980
21	12/3/11	ABBOTSFORD	1-2 L	8-12-1-0	3734	59	3/3/12	at Peoria	2-1 W	26-26-2-5	7649
22	12/4/11	at Peoria	2-5 L	8-13-1-0	3572	60	3/10/12	at Milwaukee	4-1 W	27-26-2-5	15888
23	12/9/11	CHICAGO	6-3 W	9-13-1-0	4272	61	3/11/12	MILWAUKEE	3-2 W	28-26-2-5	4017
24	12/10/11	GRAND RAPIDS	3-2 SOW	10-13-1-0	3704	62	3/13/12	at Oklahoma City	2-5 L	28-27-2-5	2400
25	12/11/11	at Milwaukee	4-5 SOL	10-13-1-1	2753	63	3/16/12	at Houston	3-4 L	28-28-2-5	11373
26	12/14/11	at Grand Rapids	4-5 SOL	10-13-1-2	5586	64	3/17/12	at San Antonio	3-0 W	29-28-2-5	8992
27	12/16/11	PEORIA	2-5 L	10-14-1-2	3400	65	3/20/12	HAMILTON	1-3 L	29-29-2-5	3452
28	12/17/11	MILWAUKEE	4-2 W	11-14-1-2	4912	66	3/23/12	HOUSTON	2-1 W	30-29-2-5	4187
29	12/21/11	TORONTO	1-4 L	11-15-1-2	4367	67	3/24/12	HOUSTON	4-1 W	31-29-2-5	4838
30	12/26/11	at Milwaukee	3-7 L	11-16-1-2	6481	68	3/25/12	at Milwaukee	3-2 SOW	32-29-2-5	6823
31	12/29/11	at Chicago	3-5 L	11-17-1-2	11029	69	3/30/12	PEORIA	4-3 SOW	33-29-2-5	4367
32	12/30/11	CHARLOTTE	3-4 SOL	11-17-1-3	5728	70	3/31/12	SAN ANTONIO	4-3 SOL	33-29-2-6	4222
33	12/31/11	at Peoria	2-3 L	11-18-1-3	6226	71	4/1/12	at Milwaukee	2-1 SOW	34-29-2-6	5838
34	1/6/12	at Houston	4-1 W	12-18-1-3	7307	72	4/6/12	at Lake Erie	1-2 L	34-30-2-6	7695
35	1/7/12	at Texas	2-4 L	12-19-1-3	5626	73	4/7/12	at Lake Erie	3-4 L	34-31-2-6	9422
36	1/8/12	at Texas	6-5 OTW	13-19-1-3	5179	74	4/10/12	CHARLOTTE	0-3 L	34-32-2-6	4429
37	1/11/12	at Chicago	2-4 L	13-20-1-3	6113	75	4/13/12	MILWAUKEE	2-1 SOW	35-32-2-6	5124
38	1/13/12	at Oklahoma City	2-1 OTW	14-20-1-3	3672	76	4/14/12	CHARLOTTE	3-4 SOL	35-32-2-7	5148

2011-12 Team Leaders

Points:	Brandon Pirri	56
Goals:	Peter LeBlanc	24
Assists:	Brandon Pirri	33
Penalty Minutes:	Brandon Bollig	163
Plus/Minus:	Jeremy Morin	+9
Wins:	Carter Hutton	22

FINAL STATISTICS FOR 2010-11, 38-33-4-5, 8TH WEST DIVISION, 20TH OVERALL

PLAYER	GP	G	A	PTS	+/-	PIM	PP	SH	PLAYER	GP	G	A	PTS	+/-	PIM	PP	SH
Taffe, Jeff	74	30	37	67	10	22	11	1	Cullimore, Jassen	41	2	7	9	-2	26	0	0
Conelly, Brian	80	11	41	52	3	39	3	0	Jessiman, Hugh	25	3	2	5	-4	27	1	0
Klinkhammer, Rob	76	17	29	46	14	63	0	1	Bollig, Brandon	55	4	0	4	-7	115	0	1
Pirri, Brandon	70	12	31	43	-6	50	2	0	Danis-Pepin, Simon	23	1	3	4	0	20	0	0
Potulny, Ryan	58	18	23	41	0	30	11	1	DiDomenico, Chris	25	0	4	4	-10	6	0	0
Beach, Kyle	71	16	20	36	-24	163	6	0	Olsen, Dylan	42	0	4	4	-18	10	0	0
Lalonde, Shawn	73	5	27	32	-16	76	0	0	Gilbert, David	5	2	1	3	3	2	1	0
Olimb, Mathis	60	10	22	31	8	22	3	1	Brookbank, Wade	56	2	0	2	-11	143	0	0
Smith, Ben	63	19	12	31	-3	16	5	2	Bohmbach, Andy	6	0	2	2	-1	2	0	0
LeBlanc, Peter	57	12	18	30	-8	12	3	0	Paradis, Philippe	4	1	0	1	-2	2	0	0
Makarov, Igor	68	11	13	24	-8	49	2	1	Lavin, Joe	2	0	1	1	1	4	0	0
Brophey, Evan	67	10	9	19	0	65	0	1	Richards, Alec	44	0	1	1	0	0	0	0
Stanton, Ryan	73	3	14	17	9	76	0	0	Toivonen, Hannu	49	0	1	1	0	10	0	0
Vishnevskiy, Ivan	46	5	10	15	0	26	2	0	Hedden, Mike	1	0	0	0	1	0	0	0
Hagel, Kyle	77	5	8	13	-11	245	0	0	Johnson, Ryan	1	0	0	0	-1	0	0	0
Exelby, Garnet	77	3	10	13	7	128	0	0	Sarauer, Andrew	1	0	0	0	0	0	0	0
Morin, Jeremy	22	8	4	12	2	34	5	0	Hayes, Jimmy	7	0	0	0	0	2	0	0
Leddy, Nick	22	2	8	10	-7	2	0	0	Torquato, Zack	12	0	0	0	-4	4	0	0

GOALIE	GP	MIN	AVG	W	L	OTL	SQL	SO	GA	SAVES	SPCT
Toivonen, Hannu	49	2463	2.90	21	16	4	4	3	119	1278	0.907
Richards, Alec	44	2369	2.89	17	21	1	1	2	114	1131	0.899

2010-11 Recap

With a team featuring the second youngest overall roster in the American Hockey League, the IceHogs surged to a 17-4-1-1 finish to the 2010-11 regular season, but failed to qualify for the Calder Cup Playoffs for the first time in the team's AHL era.

Ultimately, a 2-12-2-0 stretch from Jan. 21 to Feb. 25 leading into the Hogs strong finish sunk the team's playoff aspirations. Rockford did finish the campaign with a 38-33-4-5 record.

Jeff Taffe paced Rockford's offense with 30 goals and 67 points, grabbing the team's MVP award. The veteran center led all AHL skaters in scoring in February, racking up 20 points including 9g-11a.

Brian Connelly represented the IceHogs at the Annual All-Star Game held in Hershey. The second-year D-man ranked second on the club with 52 points, including a team-best 41 assists.

Goaltender Hannu Toivonen backstopped Rockford's strong finish as he compiled a record of 11-3-1-1 with a .928 save percentage and a 2.69 goals against average over his final 17 appearances.

Head Coach Bill Peters also became just the second coach in IceHogs history to win his 100th career as bench boss in Rockford.

FINAL STATISTICS FOR 2010-11, GAME-BY-GAME

Game	Date	Opponent	Score	Record	Attn.	Game	Date	Opponent	Score	Record	Attn.
1	10/9/10	MANITOBA	2-5 L	0-1-0-0	3,585	41	1/21/11	OKLAHOMA CITY	3-4 L	19-17-1-4	3,699
2	10/10/10	GRAND RAPIDS	5-4 W	1-1-0-0	4,621	42	1/22/11	SAN ANTONIO	1-4 L	19-18-1-4	6,267
3	10/12/10	at Peoria	2-6 L	1-2-0-0	2,989	43	1/25/11	at Peoria	2-3 L	19-19-1-4	4,075
4	10/15/10	at Abbotsford	5-0 W	2-2-0-0	5,341	44	1/28/11	at Grand Rapids	2-5 L	19-20-1-4	8,851
5	10/16/10	at Abbotsford	4-3 SOW	3-2-0-0	2,733	45	1/29/11	MILWAUKEE	2-3 OTL	19-20-2-4	6,027
6	10/22/10	ABBOTSFORD	1-4 L	3-3-0-0	2,797	46	2/4/11	at Milwaukee	2-4 L	19-21-2-4	8,626
7	10/23/10	CHICAGO	4-3 OTW	4-3-0-0	4,214	47	2/5/11	ABBOTSFORD	3-2 W	20-21-2-4	5,389
8	10/27/10	TEXAS	3-4 SOL	4-3-0-1	2,096	48	2/9/11	HOUSTON	1-4 L	20-22-2-4	3,193
9	10/30/10	at Chicago	2-3 L	4-4-0-1	7,155	49	2/11/11	at Texas	5-6 OTL	20-22-3-4	5,545
10	11/3/10	at Milwaukee	3-2 SOW	5-4-0-1	2,636	50	2/12/11	at Texas	1-2 L	20-23-3-4	5,588
11	11/6/10	MANITOBA	1-3 L	5-5-0-1	5,593	51	2/13/11	at Milwaukee	2-5 L	20-24-3-4	14,109
12	11/7/10	at Peoria	1-5 L	5-6-0-1	3,215	52	2/16/11	PEORIA	2-1 W	21-24-3-4	3,516
13	11/9/10	PEORIA	4-1 W	6-6-0-1	2,274	53	2/18/11	CHICAGO	3-4 L	21-25-3-4	5,404
14	11/11/10	at San Antonio	0-1 L	6-7-0-1	3,199	54	2/19/11	HOUSTON	3-5 L	21-26-3-4	6,009
15	11/12/10	at San Antonio	2-3 L	6-8-0-1	6,045	55	2/21/11	PEORIA	3-6 L	21-27-3-4	2,946
16	11/18/10	at Manitoba	1-0 W	7-8-0-1	6,800	56	2/23/11	at Chicago	3-4 L	21-28-3-4	5,028
17	11/19/11	at Manitoba	1-3 L	7-9-0-1	14,134	57	2/25/11	at Peoria	4-2 W	22-28-3-4	5,990
18	11/21/11	at Peoria	2-3 SOL	7-9-0-2	3,317	58	2/26/11	MILWAUKEE	4-3 OTW	23-28-3-4	5,907
19	11/24/10	LAKE ERIE	2-4 L	7-10-0-2	4,704	59	2/27/11	at Houston	3-2 W	24-28-3-4	10,643
20	11/26/10	at Grand Rapids	3-2 SOW	8-10-0-2	7,018	60	3/2/11	at Houston	1-8 L	24-29-3-4	2,345
21	11/27/10	PEORIA	0-5 L	8-11-0-2	5,233	61	3/4/11	at Lake Erie	2-3 OTL	24-29-4-4	11,631
22	12/2/10	at Houston	3-4 SOL	8-11-0-3	7,535	62	3/5/11	at Lake Erie	3-2 W	25-29-4-4	8,570
23	12/3/10	at Houston	2-1 W	9-11-0-3	4,471	63	3/8/11	at Toronto	2-3 SOL	25-29-4-5	2,856
24	12/8/10	at TEXAS	8-5 W	10-11-0-3	2,420	64	3/9/11	at Hamilton	2-1 SOW	26-29-4-5	2,508
25	12/10/10	MILWAUKEE	3-4 SOL	10-11-0-4	3,301	65	3/11/11	at Milwaukee	2-0 W	27-29-4-5	6,347
26	12/11/10	OKLAHOMA CITY	5-6 OTL	10-11-1-4	4,250	66	3/13/11	CHICAGO	1-5 L	27-30-4-5	5,642
27	12/15/10	CHICAGO	2-4 L	10-12-1-4	2,804	67	3/18/11	OKLAHOMA CITY	1-5 L	27-31-4-5	3,668
28	12/17/10	CHICAGO	3-2 W	11-12-1-4	3,950	68	3/19/11	PEORIA	4-3 W	28-31-4-5	5,974
29	12/18/10	LAKE ERIE	2-1 OTW	12-12-1-4	4,117	69	3/20/11	at Grand Rapids	3-5 L	28-32-4-5	8,113
30	12/26/10	MILWAUKEE	1-2 L	12-13-1-4	4,167	70	3/23/11	SAN ANTONIO	5-1 W	29-32-4-5	5,272
31	12/28/10	at Milwaukee	4-1 W	13-13-1-4	5,447	71	3/25/11	HAMILTON	4-3 OTW	30-32-4-5	4,933
32	12/30/10	HOUSTON	3-1 W	14-13-1-4	6,116	72	3/26/11	MILWAUKEE	3-2 OTW	31-32-4-5	5,455
33	1/1/11	at Oklahoma City	1-2 L	14-14-1-4	3,229	73	3/27/11	at Chicago	3-2 W	32-32-4-5	11,255
34	1/2/11	at Oklahoma City	6-5 W	15-14-1-4	3,210	74	3/30/11	at Lake Erie	3-2 W	33-32-4-5	7,112
35	1/7/11	TORONTO	1-5 L	15-15-1-4	3,274	75	4/1/11	at Oklahoma City	0-7 L	33-33-4-5	4,816
36	1/8/11	GRAND RAPIDS	6-0 W	16-15-1-4	5,157	76	4/3/11	at Texas	5-1 W	34-33-4-5	4,756
37	1/12/11	HOUSTON	2-4 L	16-16-1-4	2,865	77	4/5/11	at San Antonio	4-2 W	35-33-4-5	3,930
38	1/14/11	TEXAS	1-3 L	16-17-1-4	3,329	78	4/8/11	LAKE ERIE	4-2 W	36-33-4-5	4,338
39	1/15/11	at Chicago	1-0 W	18-16-1-4	12,053	79	4/9/11	GRAND RAPIDS	4-2 W	37-33-4-5	6,153
40	1/17/11	SAN ANTONIO	2-1 W	19-16-1-4	3,760	80	4/10/11	at Chicago	5-4 OTW	38-33-4-5	10,091

2010-11 Team Leaders

Points:	Jeff Taffe	67
Goals:	Jeff Taffe	30
Assists:	Brian Connelly	41
Penalty Minutes:	Kyle Hagel	245
Plus/Minus:	Rob Klinkhammer	+14
Wins:	Hannu Toivonen	21

FINAL STATISTICS FOR 2009-10, 44-30-3-3 3RD WEST DIVISION, 8TH OVERALL

PLAYER	GP	G	A	PTS	+/-	PIM	PP	SH
Cullen, Mark	62	21	32	53	2	16	7	0
Kearns, Bracken	80	15	36	51	8	99	5	1
Skille, Jack	63	23	26	49	-1	50	9	2
Greentree, Kyle	64	25	20	45	10	57	7	0
MacArthur, Pete	71	8	34	42	2	33	2	0
Keith, Matt	69	21	20	41	-7	27	3	0
Petiot, Richard	80	8	29	37	20	88	3	0
Connolly, Brian	78	4	31	35	3	28	2	0
Bickell, Bryan	65	16	15	31	-6	58	4	0
Brophey, Evan	79	14	17	31	-1	39	3	1
Klinkhammer, Rob	72	10	13	23	-5	38	1	0
Dowell, Jake	78	7	16	23	-11	96	0	1
Bois, Danny	73	10	12	22	-3	156	1	1
Richmond, Danny	15	0	6	6	-6	31	0	0
(TOTALS)	69	1	21	22	-21	166	1	0
Boyle, Daryl	52	4	16	20	-3	29	1	0
Aliu, Akim	48	11	6	17	-2	69	0	0
Davis, Nathan	23	8	3	11	7	10	2	0
Brennan, Mike	72	3	6	9	-20	113	0	0
Cullimore, Jassen	59	2	6	8	-36	52	0	0
Danis-Pepin, Simon	38	1	7	8	9	10	0	0
Hobson, Adam	31	2	5	7	-2	42	0	0
Phillips, David	52	0	6	6	14	52	0	0

PLAYER	GP	G	A	PTS	+/-	PIM	PP	SH
Nesbitt, Derek	23	4	1	5	-2	6	1	0
Boynton, Nick	6	0	1	1	2	18	0	0
(TOTALS)	15	0	5	5	0	22	0	0
Flinn, Ryan	20	2	2	4	4	74	0	0
Bollig, Brandon	3	1	1	2	2	7	0	0
Lalonde, Shawn	8	1	1	2	0	11	1	0
Ewing, Bryan	9	1	1	2	-2	4	1	0
Crawford, Corey	43	0	2	2	-	4	0	0
Carlisson, Jonathan	19	1	0	1	-3	8	0	0
Gilbert, David	1	0	1	1	0	0	0	0
Stanton, Ryan	2	0	1	1	2	0	0	0
Sawyer, J.C.	4	0	1	1	-2	2	0	0
Tanguay, Maxime	5	0	1	1	-1	2	0	0
Charlebois, Joe	2	0	0	0	0	0	0	0
Cloutier, Dan	3	0	0	0	0	10	0	0
Beach, Kyle	4	0	0	0	0	0	0	0
Richards, Alec	6	0	0	0	0	0	0	0
Hagel, Kyle	9	0	0	0	-3	36	0	0
Fallon, Joe	29	0	0	0	0	2	0	0
Toivonen, Hannu	5	0	0	0	0	0	0	0
(TOTALS)	31	0	0	0	0	4	0	0

GOALIE	GPI	MIN	AVG	W	L	OTL	SOL	SO	GA	SAVES	SPCT
Cloutier, Dan	3	146	2.47	1	1	0	0	0	6	50	0.893
Fallon, Joe	29	1,545	2.64	15	10	2	1	1	68	702	0.912
Crawford, Corey	45	2,521	2.67	24	16	1	2	1	112	1116	0.909
Toivonen, Hannu	6	296	3.44	1	4	0	0	0	17	128	0.883
(TOTALS)	32	1,812	2.85	12	15	0	3	0	86	794	0.902
Richards, Alec	6	307	3.12	3	2	0	0	0	16	137	0.895

2009-10 Recap

For the sixth-straight season, the third in the American Hockey League, the Rockford IceHogs qualified for the postseason. The team, however, was swept out of the Calder Cup Playoffs for a second straight season, this time by the Texas Stars.

After beginning the season 9-11-2-1, Rockford finished the campaign 35-19-1-2 to lock up the third spot in the AHL's West Division. A 18-5-1-1 stretch from Jan. 10 to March 6 solidified Rockford's playoff spot.

Individually Corey Crawford turned in another impressive season for the IceHogs, appearing in 45 games and compiling a record of 24-16-2-1 with a 2.67 goals against average and a .909 save percentage.

Despite missing 18 games with an arm injury, center Mark Cullen paced the IceHogs with 53 points in 62 games. Fellow pivotman Bracken Kearns had a career season, setting new personal highs in goals (15), assists (36) and points (51).

FINAL STATISTICS FOR 2009-10, GAME-BY-GAME

Game	Date	Opponent	Score	Record	Attn.	Game	Date	Opponent	Score	Record	Attn.
1	10/4/09	at Peoria	2-3 OTL	0-0-1-0	2,811	41	1/8/10	at Houston	3-5 L	20-17-2-2	4,504
2	10/9/09	at Hamilton	0-3 L	0-1-1-0	6,187	42	1/9/10	at San Antonio	1-2 L	20-18-2-2	5,897
3	10/10/09	at Lake Erie	3-0 W	1-1-1-0	10,064	43	1/10/10	at Houston	2-1 OTW	21-18-2-2	5,014
4	10/11/09	at Toronto	5-3 W	2-1-1-0	1,202	44	1/13/10	HOUSTON	3-2 W	22-18-2-2	5,989
5	10/14/09	at Chicago	4-5 L	2-2-1-0	3,228	45	1/15/10	HOUSTON	5-1 W	23-18-2-2	4,819
6	10/16/09	CHICAGO	4-1 L	3-2-1-0	4,425	46	1/16/10	at Peoria	3-4 SOL	23-18-2-3	5,355
7	10/17/09	PEORIA	4-3 SOW	4-2-1-0	3,358	47	1/17/10	at Grand Rapids	4-3 W	24-18-2-3	4,164
8	10/21/09	at Peoria	1-4 L	4-3-1-0	3,696	48	1/22/10	at Peoria	3-2 W	25-18-2-3	4,018
9	10/23/09	MILWAUKEE	6-1 W	5-3-1-0	3,926	49	1/23/10	GRAND RAPIDS	5-2 W	26-18-2-3	6,151
10	10/24/09	at Peoria	2-5 L	5-4-1-0	5,792	50	1/27/10	HAMILTON	0-5 L	26-19-2-3	2,055
11	10/28/09	at Chicago	2-3 SOL	5-4-1-1	2,977	51	1/29/10	PEORIA	4-2 W	27-19-2-3	5,521
12	10/30/09	at Milwaukee	1-2 L	5-5-1-1	3,746	52	1/30/10	at Grand Rapids	3-2 W	28-19-2-3	7,121
13	10/31/09	MILWAUKEE	1-2 L	5-6-1-1	2,674	53	2/3/10	GRAND RAPIDS	5-3 W	29-19-2-3	2,064
14	11/1/09	at Chicago	1-3 L	5-7-1-1	4,219	54	2/5/10	at Lake Erie	5-3 W	30-19-2-3	6,187
15	11/4/09	SAN ANTONIO	5-3 W	6-7-1-1	1,929	55	2/6/10	at Lake Erie	3-5 L	30-20-2-3	3,844
16	11/6/09	at Abbotsford	2-4 L	6-8-1-1	3,478	56	2/12/10	at Milwaukee	4-2 W	31-20-2-3	5,725
17	11/7/09	at Abbotsford	2-1 W	7-8-1-1	3,887	57	2/13/10	MILWAUKEE	2-3 L	31-21-2-3	5,953
18	11/13/09	TEXAS	0-4 L	7-9-1-1	2,946	58	2/15/10	GRAND RAPIDS	2-1 OTW	32-21-2-3	3,484
19	11/14/09	ABBOTSFORD	6-3 W	8-9-1-1	4,892	59	2/19/10	SAN ANTONIO	6-5 W	33-21-2-3	4,519
20	11/18/09	TEXAS	1-3 L	8-10-1-1	1,795	60	2/20/10	SAN ANTONIO	3-2 W	34-21-2-3	4,850
21	11/20/09	CHICAGO	1-0 W	9-10-1-1	3,663	61	2/21/10	at Milwaukee	1-4 L	34-22-2-3	4,742
22	11/21/09	TEXAS	3-4 OTL	9-10-2-1	3,424	62	2/25/10	at Milwaukee	4-1 W	35-22-2-3	3,040
23	11/25/09	MANITOBA	1-2 L	9-11-2-1	3,522	63	2/27/10	PEORIA	2-1 SOW	36-22-2-3	6,151
24	11/27/09	at Grand Rapids	4-3 W	10-11-2-1	8,985	64	2/28/10	at Chicago	2-4 L	36-23-2-3	11,329
25	11/28/09	ABBOTSFORD	5-1 W	11-11-2-1	3,640	65	3/3/10	LAKE ERIE	3-2 W	37-23-2-3	3,480
26	12/2/09	CHICAGO	3-2 W	12-11-2-1	2,580	66	3/5/10	at Texas	3-4 OTL	37-23-3-3	5,878
27	12/4/09	at Grand Rapids	2-1 W	13-11-2-1	6,645	67	3/6/10	at San Antonio	4-1 W	38-23-3-3	8,083
28	12/5/09	LAKE ERIE	4-2 W	14-11-2-1	3,936	68	3/7/10	at San Antonio	2-7 L	38-24-3-3	4,639
29	12/6/09	MANITOBA	3-4 L	14-12-2-1	2,577	69	3/12/10	at Manitoba	1-6 L	38-25-3-3	7,751
30	12/11/09	at Texas	2-4 L	14-13-2-1	4,716	70	3/13/10	at Manitoba	6-3 W	39-25-3-3	10,177
31	12/12/09	at Texas	3-2 W	15-13-2-1	5,192	71	3/14/10	HOUSTON	3-2 SOW	40-25-3-3	4,505
32	12/13/09	at Houston	1-4 L	15-14-2-1	5,723	72	3/19/10	PEORIA	1-3 L	40-26-3-3	4,818
33	12/18/09	CHICAGO	3-2 W	16-14-2-1	3,172	73	3/20/10	TEXAS	0-2 L	40-27-3-3	4,673
34	12/19/09	SAN ANTONIO	1-2 L	16-15-2-1	3,718	74	3/26/10	PEORIA	4-3 W	41-27-3-3	3,583
35	12/26/09	MILWAUKEE	4-2 W	17-15-2-1	4,285	75	3/27/10	CHICAGO	0-3 L	41-28-3-3	6,122
36	12/27/09	at Chicago	6-4 W	18-15-2-1	8,920	76	4/2/10	LAKE ERIE	2-1 W	42-28-3-3	3,875
37	12/29/09	at Milwaukee	1-7 L	18-16-2-1	5,185	77	4/3/10	MILWAUKEE	0-4 L	42-29-3-3	5,951
38	12/31/09	HOUSTON	5-4 W	19-16-2-1	3,676	78	4/6/10	at Houston	3-1 W	43-29-3-3	3,868
39	1/2/10	GRAND RAPIDS	4-5 SOL	19-16-2-2	4,347	79	4/9/10	at Texas	5-1 W	44-29-3-3	6,665
40	1/6/10	TORONTO	4-3 OTW	20-16-2-2	2,084	80	4/10/10	at San Antonio	2-4 L	44-30-3-3	8,850

2009-10 Team Leaders

Points:	Mark Cullen	53
Goals:	Kyle Greentree	25
Assists:	Bracken Kearns	36
Penalty Minutes:	Danny Bois	156
Plus/Minus:	Richard Petiot	+20
Wins:	Corey Crawford	24

FINAL STATISTICS FOR 2008-09, 40-34-0-6 4TH WEST DIVISION, 18TH OVERALL

PLAYER	GP	G	A	PTS	+/-	PIM	PP	SH	PLAYER	GP	G	A	PTS	+/-	PIM	PP	SH
Brent, Tim	64	20	42	62	-5	59	5	4	Stephenson, Logan	60	2	5	7	-7	92	1	0
Pelletier, Pascal	71	29	26	55	-6	45	8	0	Brennan, Mike	64	0	6	6	-5	77	0	0
Kontiola, Petri	61	15	38	53	3	22	7	1	Barker, Cam	7	3	2	5	3	6	1	0
Skille, Jack	58	20	25	45	10	56	8	1	Wisniewski, James	2	3	1	4	4	0	1	0
Groulx, Danny	80	6	34	40	18	58	2	0	Sawyer, Jean-Claude	19	3	1	4	-1	19	1	0
Brophey, Evan	79	16	23	39	14	65	4	0	Blackwater, Judd	9	3	0	3	-1	9	2	0
Klinkhammer, Rob	76	15	18	33	14	32	0	0	Connelly, Brian	9	1	2	3	-2	6	1	0
Hambly, Tim	79	4	25	39	8	51	0	0	Berti, Adam	10	1	2	3	2	5	1	0
Pineault, Adam	70	10	16	26	-6	52	4	0	Aliu, Akim	5	2	0	2	-1	14	1	0
MacArthur, Pete	64	14	11	25	-3	27	2	0	Janik, Doug	4	0	2	2	2	4	0	0
Radja, Mike	57	11	12	23	8	20	1	0	Charlebois, Joe	13	0	2	2	0	15	0	0
Dowell, Jake	75	6	14	20	4	128	1	2	Christian, Jeff	5	1	0	1	1	4	0	0
Hjalmarsson, Niklas	52	2	16	18	12	53	2	0	Lepine, Jason	1	0	1	1	2	2	0	0
Mosienko, Tyler	24	5	10	15	4	4	4	0	Johnson, Aaron	2	0	1	1	0	4	0	0
Bickell, Bryan	42	6	8	14	8	60	0	0	Turner, Brennan	3	0	1	1	1	5	0	0
Hobson, Adam	41	5	9	14	7	50	0	0	Crawford, Corey	47	0	1	1	0	4	0	0
Sharrow, Jimmy	67	4	10	14	15	44	1	0	Sheppard, Scott	1	0	0	0	-1	0	0	0
Davis, Nathan	49	5	7	12	-12	16	2	0	Beach, Kyle	2	0	0	0	0	15	0	0
Bertram, Dan	56	4	6	10	5	63	0	0	Fallon, Joe	2	0	0	0	0	0	0	0
Blunden, Michael	37	3	7	10	-1	42	2	0	McMorrow, Sean	25	0	0	0	0	141	0	0
Hendry, Jordan	53	3	6	9	4	45	0	0	Niemi, Antti	38	0	0	0	0	4	0	0
Brouwer, Troy	5	2	6	8	4	20	1	0									
Archer, Andrew	36	2	6	8	4	92	0	0									

GOALIE	GPI	MIN	AVG	W	L	OTL	SOL	SO	GA	SAVES	SPCT
Fallon, Joe	2	63	0.95	0	0	0	0	0	1	16	0.941
Niemi, Antti	38	2,095	2.43	18	14	0	3	2	85	890	0.913
Crawford, Corey	47	2,686	2.59	22	20	0	3	2	116	1286	0.917

2008-09 Recap

The Bill Peters era began in Rockford during the 2008-09 campaign. Peters helped guide the IceHogs to the club's fifth-straight 40-win season and fifth-straight postseason berth.

Backed by the solid goaltending tandem of Corey Crawford and Antti Niemi, Rockford finished fourth in the AHL's West Division before bowing out of the Calder Cup Playoffs against the Milwaukee Admirals in four games.

The IceHogs had 13 players skate in Rockford and in the National Hockey League including 12 with the Chicago Blackhawks. Defenseman James Wisniewski played two games in Rockford on an injury rehab assignment and notched a hat trick on Dec. 13 in a 7-2 win over the Chicago Wolves at the MetroCentre.

Rockford celebrated their 10th Anniversary season and the club set an all-time attendance record as 156,352 fans took in IceHogs games in 2008-09 at the MetroCentre. Overall, the IceHogs played in front of a franchise-record seven sellouts in 08-09.

FINAL STATISTICS FOR 2008-09, GAME-BY-GAME

Game	Date	Opponent	Score	Record	Attn.	Game	Date	Opponent	Score	Record	Attn.
1	10/10/08	QUAD CITY	4-2 W	1-0-0-0	4,139	41	1/16/09	CHICAGO	2-3 L	21-16-0-4	3,600
2	10/11/08	at Quad City	1-3 L	1-1-0-0	5,231	42	1/17/09	GRAND RAPIDS	2-3 L	21-17-0-4	5,399
3	10/12/08	IOWA	2-1 W	2-1-0-0	2,111	43	1/19/09	GRAND RAPIDS	2-1 OTW	22-17-0-4	2,922
4	10/17/08	at Iowa	6-3 W	3-1-0-0	2,641	44	1/20/09	at Iowa	3-4 L	22-18-0-4	1,776
5	10/18/08	at Milwaukee	4-3 SOW	4-1-0-0	5,129	45	1/23/09	IOWA	6-2 W	23-18-0-4	3,107
6	10/24/08	NORFOLK	5-4 SOW	5-1-0-0	2,686	46	1/24/09	MILWAUKEE	2-4 L	23-19-0-4	5,817
7	10/25/08	NORFOLK	4-0 W	6-1-0-0	3,758	47	1/29/09	at Manitoba	2-1 SOW	24-19-0-4	6,535
8	10/26/08	at Chicago	3-2 SOW	7-1-0-0	5,621	48	1/30/09	at Manitoba	4-1 W	25-19-0-4	8,800
9	10/31/08	MANITOBA	1-2 L	7-2-0-0	2,393	49	1/31/09	at Toronto	6-3 W	26-19-0-4	5,437
10	11/1/08	SYRACUSE	2-3 L	7-3-0-0	4,551	50	2/4/09	at Rochester	2-1 W	27-19-0-4	3,025
11	11/5/08	at Peoria	1-3 L	7-4-0-0	4,507	51	2/6/09	at Milwaukee	1-4 L	27-20-0-4	6,527
12	11/7/08	at Norfolk	2-5 L	7-5-0-0	4,004	52	2/7/09	at Iowa	1-4 L	27-21-0-4	4,473
13	11/8/08	at Norfolk	1-3 L	7-6-0-0	4,777	53	2/11/09	at Peoria	1-0 W	28-21-0-4	3,860
14	11/12/08	MILWAUKEE	1-2 SOL	7-6-0-1	2,123	54	2/13/09	PEORIA	1-3 L	28-22-0-4	5,951
15	11/15/08	at Milwaukee	5-2 W	8-6-0-1	4,089	55	2/14/09	ROCHESTER	4-3 W	29-22-0-4	3,710
16	11/16/08	PEORIA	4-1 W	9-6-0-1	3,437	56	2/16/09	SAN ANTONIO	3-4 L	29-23-0-4	3,308
17	11/21/08	PEORIA	1-3 L	9-7-0-1	3,647	57	2/19/09	at Milwaukee	4-1 W	30-23-0-4	3,055
18	11/22/08	QUAD CITY	5-4 SOW	10-7-0-1	4,342	58	2/20/09	LAKE ERIE	1-3 L	30-24-0-4	4,795
19	11/26/08	SAN ANTONIO	6-1 W	11-7-0-1	3,111	59	2/25/09	at Peoria	1-2 SOL	30-24-0-5	4,013
20	11/28/08	at Peoria	4-5 SOL	11-7-0-2	5,043	60	2/27/09	at Houston	6-1 W	31-24-0-5	6,375
21	11/29/08	PEORIA	5-2 W	12-7-0-2	4,435	61	2/28/09	at San Anton	3-2 SOW	32-24-0-5	10,265
22	12/5/08	at Quad City	3-2 W	13-7-0-2	2,814	62	3/4/09	at Grand Rapids	1-3 L	32-25-0-5	7,178
23	12/6/08	at Chicago	1-6 L	13-8-0-2	9,312	63	3/6/09	QUAD CITY	1-4 L	32-26-0-5	5,119
24	12/11/08	IOWA	2-1 W	14-8-0-2	2,102	64	3/7/09	at Peoria	3-4 SOL	32-26-0-6	5,306
25	12/12/08	at Milwaukee	2-4 L	14-9-0-2	5,623	65	3/11/09	MILWAUKEE	2-3 L	32-27-0-6	2,262
26	12/13/08	CHICAGO	7-2 W	15-9-0-2	4,757	66	3/13/09	at San Antonio	3-0 W	33-27-0-6	7,342
27	12/19/08	HOUSTON	3-4 SOL	15-9-0-3	2,648	67	3/15/09	at Houston	4-5 L	33-28-0-6	4,648
28	12/20/08	HOUSTON	1-2 L	15-10-0-3	3,246	68	3/20/09	at Iowa	2-3 L	33-29-0-6	4,252
29	12/21/08	at Chicago	1-4 L	15-11-0-3	5,724	69	3/21/09	MANITOBA	3-2 SOW	34-29-0-6	5,994
30	12/26/08	CHICAGO	6-2 W	16-11-0-3	5,189	70	3/23/09	MILWAUKEE	2-1 W	35-29-0-6	2,424
31	12/27/08	at Iowa	5-6 L	16-12-0-3	4,002	71	3/25/09	IOWA	4-5 L	35-30-0-6	2,625
32	12/29/08	IOWA	3-6 L	16-13-0-3	5,812	72	3/27/09	at Houston	3-2 SOW	36-30-0-6	6,178
33	12/30/08	at Quad City	1-3 L	16-14-0-3	2,848	73	3/28/09	at Houston	2-3 L	36-31-0-6	7,427
34	12/31/08	QUAD CITY	3-2 SOW	17-14-0-3	3,451	74	3/29/09	HOUSTON	2-1 W	37-31-0-6	4,272
35	1/2/09	at Chicago	3-2 W	18-14-0-3	10,236	75	4/1/09	at Lake Erie	5-2 W	38-31-0-6	5,439
36	1/3/09	CHICAGO	6-4 W	19-14-0-3	5,838	76	4/3/09	at Syracuse	3-2 SOW	39-31-0-6	4,916
37	1/7/09	at Grand Rapids	5-6 SOL	19-14-0-4	6,101	77	4/4/09	MILWAUKEE	1-4 L	39-32-0-6	6,229
38	1/9/09	CHICAGO	3-1 W	20-14-0-4	2,972	78	4/8/09	at Quad City	2-5L	39-33-0-6	2,652
39	1/10/09	TORONTO	1-0 W	21-14-0-4	3,900	79	4/10/09	PEORIA	3-2 SOW	40-33-0-6	5,938
40	1/13/09	SAN ANTONIO	2-4 L	21-15-0-4	2,232	80	4/11/09	at Chicago	2-5 L	40-34-0-6	16,019

2008-09 Team Leaders

Points:	Tim Brent	62
Goals:	Pascal Pelletier	29
Assists:	Tim Brent	42
Penalty Minutes:	Sean McMorro	141
Plus/Minus:	Danny Groulx	+18
Wins:	Corey Crawford	22

FINAL STATISTICS FOR 2007-08, 44-26-4-6 2ND WEST DIVISION, 10TH OVERALL

PLAYER	GP	G	A	PTS	+/-	PIM	PP	SH	PLAYER	GP	G	A	PTS	+/-	PIM	PP	SH
St. Pierre, Martin	69	21	67	88	3	80	10	1	Berti, Adam	42	2	5	7	-2	68	1	0
Kontiola, Petri	66	18	50	68	17	32	7	0	Hobson, Adam	25	1	4	5	0	36	0	0
Brouwer, Troy	75	35	19	54	-9	154	25	0	Marsh, Tyson	11	2	2	4	6	19	0	0
Versteeg, Kris	56	18	31	49	6	174	6	1	Flaherty, Wade	31	0	3	3	0	0	0	0
Fraser, Colin	75	17	24	41	16	165	3	0	Crawford, Corey	55	0	3	3	0	8	0	0
Bickell, Bryan	73	19	20	39	1	52	6	0	Paieiment, Jonathan	3	2	0	2	1	4	0	0
Blunden, Michael	74	16	21	37	4	83	6	1	MacDonald, Matt	22	0	2	2	1	39	0	0
Nesbitt, Derek	46	17	18	35	0	6	4	0	Samsonov, Sergei	2	1	0	1	-1	0	1	0
Skille, Jack	59	16	18	34	-3	44	4	0	Carlson, Ross	3	1	0	1	0	0	0	0
Ryan, Prestin	44	7	17	24	1	117	4	0	Marr, Steve	13	0	1	1	5	6	0	0
Barker, Cam	29	8	11	19	2	67	4	0	MacAulay, Kenny	18	0	1	1	-6	17	0	0
Brophey, Evan	74	4	15	19	-9	64	0	0	Magers, Marty	1	0	0	0	0	0	0	0
Dowell, Jake	49	7	10	17	-11	64	0	1	Daoust, Jean-Mi.	1	0	0	0	0	0	0	0
Fletcher, Justin	20	4	7	11	3	43	2	0	Carroll, Jamie	2	0	0	0	0	0	0	0
Richmond, Danny	40	2	12	14	8	156	0	0	Collins, Dusty	2	0	0	0	-1	0	0	0
Hjalmarsson, Niklas	47	4	9	13	-8	31	2	0	Rallo, Greg	2	0	0	0	-1	0	0	0
Fahey, Jim	65	0	12	12	2	109	0	0	Aliu, Akim	2	0	0	0	-2	2	0	0
Morgan, Gavin	47	2	9	11	-6	95	0	0	Sawyer, Jean-Cl.	4	0	0	0	-2	4	0	0
Bolland, David	16	6	4	10	2	22	3	0	Turner, Brennan	4	0	0	0	-3	14	0	0
Stokes, Ryan	55	4	6	10	10	93	0	0	Knight, Mike	2	0	0	0	0	8	0	0
Domish, Jerramie	62	2	8	10	1	61	0	0	Koci, David	7	0	0	0	-1	25	0	0
Hendry, Jordan	45	3	4	7	-3	58	0	0	Brodeur, Mike	8	0	0	0	0	6	0	0
Byfuglien, Dustin	8	2	5	7	6	25	0	1									

GOALIE	GPI	MIN	AVG	W	L	OTL	SOL	SO	GA	SAVES	SPCT
Flaherty, Wade	31	1,485:32	2.54	13	6	2	1	2	63	699	0.917
Brodeur, Mike	8	341:25	2.81	2	3	0	0	0	16	150	0.904
Crawford, Corey	55	3,027:36	2.83	29	17	2	5	3	143	1388	0.907

2007-08 Recap

The 2007-08 season was a historic one for the IceHogs. Rockford made the jump to the American Hockey League and began an affiliation with the Chicago Blackhawks (NHL). After a season opening nine-game road swing, the IceHogs pieced together a franchise-record 16-game unbeaten streak and eventually finished second in the AHL's West Division behind the eventual Calder Cup Champion Chicago Wolves.

During their first season in the AHL, Rockford watched 19 different players receive recalls to the Blackhawks, an AHL high. The club was led by center Martin St. Pierre who put together the second-best offensive season in IceHogs franchise history, accumulating 88 points.

Veteran goaltender Wade Flaherty won his 300th career game as a pro with Rockford on March 24 at Milwaukee.

In the postseason, Rockford took the Wolves to seven games in the West Division Finals before bowing out ending the team's first campaign in the AHL.

FINAL STATISTICS FOR 2007-08, GAME-BY-GAME

Game	Date	Opponent	Score	Record	Attn.	Game	Date	Opponent	Score	Record	Attn.
1	10/6/07	at Quad City	1-5 L	0-1-0-0	7,548	41	1/12/08	at Milwaukee	3-2 SOW	24-9-3-5	6,052
2	10/13/07	at Iowa	7-3 W	1-1-0-0	3,112	42	1/13/08	at Quad City	4-3 OTW	25-9-3-5	2,972
3	10/16/07	at San Antonio	4-2 W	2-1-0-0	2,857	43	1/16/08	Manchester	4-1 W	26-9-3-5	2,055
4	10/17/07	at Houston	3-2 W	3-1-0-0	3,372	44	1/18/08	at Iowa	4-2 W	27-9-3-5	3,066
5	10/19/07	at Chicago	4-5 OTL	3-1-1-0	4,014	45	1/19/08	at Iowa	4-2 W	28-9-3-5	4,824
6	10/20/07	at Grand Rapids	5-1 W	4-1-1-0	10,834	46	1/23/08	Peoria	1-6 L	28-10-3-5	2,013
7	10/25/07	at Manitoba	4-2 W	5-1-1-0	6,061	47	1/25/08	Chicago	4-3 W	29-10-3-5	4,857
8	10/26/07	at Manitoba	2-3 L	5-2-1-0	6,358	48	1/26/08	Iowa	1-2 L	29-11-3-5	4,211
9	10/28/07	at Hamilton	1-5 L	5-3-1-0	3,810	49	2/1/08	at Peoria	2-1 SOW	30-11-3-5	3,949
10	11/2/07	San Antonio	2-3 SOL	5-3-1-1	6,436	50	2/2/08	at Chicago	2-4 L	30-12-3-5	11,419
11	11/3/07	Manitoba	2-1 W	6-3-1-1	5,495	51	2/5/08	Houston	1-3 L	30-13-3-5	1,719
12	11/9/07	Grand Rapids	6-5 SOW	7-3-1-1	3,974	52	2/7/08	Manitoba	2-3 OTL	30-13-4-5	2,168
13	11/10/07	at Peoria	4-5 OTL	7-3-2-1	4,391	53	2/8/08	Houston	1-6 L	30-14-4-5	3,820
14	11/11/07	San Antonio	8-3 W	8-3-2-1	2,935	54	2/10/08	at Quad City	3-4 L	30-15-4-5	3,223
15	11/16/07	at Rochester	4-5 L	8-4-2-1	8,452	55	2/15/08	Quad City	3-4 SOL	30-15-4-6	3,762
16	11/17/07	at Syracuse	2-1 W	9-4-2-1	5,176	56	2/16/08	Chicago	1-4 L	30-16-4-6	6,616
17	11/18/07	at Toronto	5-3 W	10-4-2-1	5,370	57	2/17/08	at Milwaukee	0-4 L	30-17-4-6	4,152
18	11/23/07	Quad City	3-5 L	10-5-2-1	5,435	58	2/22/08	at Milwaukee	3-2 W	31-17-4-6	7,554
19	11/24/07	at Chicago	3-8 L	10-6-2-1	7,522	59	2/24/08	Milwaukee	2-0 W	32-17-4-6	3,040
20	11/25/07	Grand Rapids	3-1 W	11-6-2-1	2,116	60	2/27/08	Milwaukee	3-4 L	32-18-4-6	2,059
21	11/28/07	Houston	3-0 W	12-6-2-1	1,997	61	2/29/08	Lake Erie	4-7 L	32-19-4-6	4,563
22	11/30/07	at Providence	4-5 SOL	12-6-2-2	7,205	62	3/1/08	Providence	5-1 W	33-19-4-6	6,051
23	12/1/07	at Manchester	2-3 SOL	12-6-2-3	6,387	63	3/2/08	Peoria	3-4 L	33-20-4-6	2,713
24	12/5/07	Syracuse	2-1 SOW	13-6-2-3	2,014	64	3/5/08	Peoria	3-2 W	34-20-4-6	2,102
25	12/7/07	at Lake Erie	4-3 SOW	14-6-2-3	6,173	65	3/8/08	at Milwaukee	2-3 L	34-21-4-6	10,767
26	12/8/07	at Lake Erie	4-3 OTW	15-6-2-3	5,233	66	3/9/08	Iowa	4-3 OTW	35-21-4-6	2,935
27	12/14/07	Rochester	5-1 W	16-6-2-3	3,287	67	3/13/08	at Houston	4-0 W	36-21-4-6	3,566
28	12/15/07	Quad City	3-0 W	17-6-2-3	6,436	68	3/15/08	at Houston	2-3 L	36-22-4-6	6,566
29	12/16/07	at San Antonio	3-4 SOL	17-6-2-4	2,751	69	3/21/08	Quad City	0-2 L	36-23-4-6	4,162
30	12/18/07	at San Antonio	5-2 W	18-6-2-4	3,009	70	3/22/08	Milwaukee	3-1 W	37-23-4-6	4,725
31	12/21/07	at Grand Rapids	1-2 SOL	18-6-2-5	3,270	71	3/24/08	at Milwaukee	4-1 W	38-23-4-6	5,044
32	12/22/07	Milwaukee	4-2 W	19-6-2-5	4,092	72	3/28/08	Chicago	3-2 SOW	39-23-4-6	4,788
33	12/26/07	at Peoria	4-3 OTW	20-6-2-5	3,601	73	3/29/08	at Iowa	3-4 L	39-24-4-6	4,088
34	12/27/07	at Chicago	3-4 OTL	20-6-3-5	8,131	74	3/30/08	Iowa	3-2 W	40-24-4-6	3,466
35	12/29/07	at Peoria	4-2 W	21-6-3-5	4,013	75	4/4/08	at Quad City	3-0 W	41-24-4-6	3,565
36	12/31/07	Milwaukee	3-5 L	21-7-3-5	4,092	76	4/5/08	San Antonio	7-1 W	42-24-4-6	4,848
37	1/2/08	Hamilton	1-2 L	21-8-3-5	1,945	77	4/9/08	Peoria	1-6 L	42-25-4-6	2,597
38	1/4/08	Chicago	5-4 W	22-8-3-5	4,502	78	4/11/08	Chicago	3-2 W	43-25-4-6	5,755
39	1/5/08	Lake Erie	0-2 L	22-9-3-5	4,614	79	4/12/08	at Chicago	1-7 L	43-26-4-6	14,229
40	1/11/08	Toronto	3-1 W	23-9-3-5	3,804	80	4/13/08	Iowa	5-3 W	44-26-4-6	4,857

Team Info

Hockey Ops

2022-23 Recap

Records

Playoff Records

Team History

Alumni

Season Recaps

Opponents

2007-08 Team Leaders

Points:	Martin St. Pierre	88
Goals:	Troy Brouwer	35
Assists:	Martin St. Pierre	67
Penalty Minutes:	Kris Versteeg	174
Plus/Minus:	Petri Kontiola	+17
Wins:	Corey Crawford	29

FINAL STATISTICS FOR 2006-07, 48-21-7 2ND WESTERN CONFERENCE, 3RD OVERALL

PLAYER	GP	G	A	PTS	+/-	PIM	PP	SH	PLAYER	GP	G	A	PTS	+/-	PIM	PP	SH
Mizzi, Preston	61	31	44	75	24	95	7	4	Watson, Bruce	27	9	6	15	7	82	5	0
Ulanski, Kevin	61	26	40	66	20	38	7	3	Yetman, Steve	13	7	7	12	-3	8	3	1
Corbeil, Nicolas	53	19	29	48	12	68	10	0	Hessler, Corey	54	4	8	1	6	38	2	0
Lutz, Nathan	76	11	35	46	15	175	7	1	Wedderburn, Tim	40	2	8	20	15	24	0	1
Bennefield, Jesse	52	22	22	44	2	107	7	1	Lizon, Erick	52	1	6	7	4	137	0	0
Big Snake, Robin	67	17	25	42	13	330	6	0	Bourassa, Jarad	14	0	2	2	-1	17	0	0
Gens, Matt	75	8	32	40	21	79	4	0	Cuthbert, Brenden	11	0	2	2	0	0	0	0
Doyle, Mike	71	20	19	39	11	60	6	0	Guerriero, Jason	2	0	2	2	0	0	0	0
Betts, Kaleb	65	17	18	35	9	153	6	0	Cloutier, Frederic	62	0	1	1	0	2	0	0
Cockburn, Bryce	48	18	23	34	19	29	3	0	Moreland, Jake	11	0	1	1	0	0	0	0
Notermann, Jason	60	15	18	33	24	103	4	1	Eickman, Mike	3	0	0	1	0	0	0	0
Ralph, Jason	34	10	21	31	17	81	1	0	Reagan, Mike	2	0	0	0	-1	0	0	0
Fritshaw, Luke	75	6	24	30	34	180	1	0	Reynolds, T.J.	2	0	0	0	0	2	0	0
Boeser, Dan	64	5	25	30	8	12	2	0	Loikets, Chad	1	0	0	0	1	0	0	0
Johnson, Chaz	45	14	12	26	8	113	2	1	Freeman, Jaisen	1	0	0	0	0	0	0	0
Brown, Paul	26	7	9	16	3	114	1	1	Pyfer, Dayne	1	0	0	0	0	0	0	0
Letizia, Mike	64	1	15	16	16	25	0	0									

GOALIE	GPI	MIN	AVG	W	L	I	SO	GA	SAVES	SPCT
--------	-----	-----	-----	---	---	---	----	----	-------	------

Cloutier, Frederic	62	3,491:58	2.30	39	17	3	3	134	1,562	0.921
Moreland, Jake	11	590:46	2.23	6	2	2	1	22	228	0.912
Cuthbert, Brenden	11	458:33	3.27	3	2	2	1	25	191	0.884
Pyfer, Dayne	1	1:41	0.00	0	0	0	0	0	1	1.00

2006-07 Recap

The Rockford IceHogs completed their final season in the United Hockey League and the club won its first-ever Championship in epic fashion. The IceHogs defeated the Kalamazoo Wings in a dramatic Game 7, 3-1, in front of 6,236 fans at the Rockford MetroCentre.

Center Kevin Ulanski was named the Colonial Cup Playoffs Most Valuable Player after leading the Hogs in scoring, goaltender Frederic Cloutier backstopped the club to a 12-5 postseason record.

Another center, Preston Mizzi, broke nearly every major IceHogs offensive career scoring record, while defenseman Nathan Lutz did the same from the blue line. Lutz also was the IceHogs team captain from Game 1 of the regular season.

The IceHogs era in the UHL came to a close with both Cloutier and Mizzi named Second Team UHL All-Stars and six players (Cloutier, Mizzi, Ulanski, Nicolas Corbeil, Kaleb Betts and Matt Gens) named to the Annual UHL All-Star Game in Fort Wayne, Ind.

FINAL STATISTICS FOR 2006-07, GAME-BY-GAME

Game	Date	Opponent	Score	Record	Attn.	Game	Date	Opponent	Score	Record	Attn.
1	10/13/06	FORT WAYNE	2-4 L	0-1-0	5,736	39	1/20/07	at Chicago	8-2 W	21-14-4	4,502
2	10/14/06	CHICAGO	3-4 L	0-2-0	3,6793	40	1/21/07	BLOOMINGTON	7-3 W	22-14-4	2,563
3	10/20/06	QUAD CITY	6-1 W	2-1-0	3,689	41	1/24/07	ELMIRA	7-4 W	23-14-4	2,464
4	10/21/06	at Bloomington	5-3 W	2-2-0	4,027	42	1/26/07	at Quad City	4-3 W	24-14-4	3,492
5	10/27/06	at Fort Wayne	3-7 L	2-3-0	7,824	43	1/27/07	at Flint	3-5 L	24-15-4	2,495
6	10/28/06	CHICAGO	3-2 W	3-3-0	4,511	44	2/2/07	at Kalamazoo	5-4 SOW	25-15-4	2,698
7	11/03/06	at Bloomington	5-1 W	4-3-0	3,110	45	2/3/07	at Muskegon	10-4 W	26-15-4	2,692
8	11/04/06	at Quad City	4-3 W	5-3-0	5,010	46	2/7/07	at Bloomington	6-1 W	27-15-4	2,640
9	11/10/06	at Port Huron	3-6 L	5-4-0	1,680	47	2/9/07	FLINT	2-1 SOW	28-15-4	3,531
10	11/11/06	at Muskegon	2-5 L	5-5-0	3,021	48	2/10/07	MUSKEGON	5-1 W	29-15-4	5,384
11	11/15/06	FORT WAYNE	5-1 W	6-5-0	2,521	49	2/14/07	at Quad City	1-2 SOL	29-15-5	2,125
12	11/17/06	BLOOMINGTON	3-4 SOL	6-5-1	3,878	50	2/16/07	CHICAGO	4-3 W	30-15-5	3,396
13	11/18/06	KALAMAZOO	3-1 W	7-5-1	4,965	51	2/17/07	QUAD CITY	3-2 W	31-15-5	5,882
14	11/22/06	at Quad City	3-2 W	8-5-1	3,167	52	2/18/07	at Chicago	2-1 SOW	32-15-5	N/A
15	11/24/06	QUAD CITY	3-5 L	8-6-1	4,373	53	2/21/07	at Kalamazoo	5-2 W	33-15-5	4,584
16	11/25/06	FORT WAYNE	3-4 SOL	8-6-2	4,359	54	2/23/07	at Elmira	3-0 W	34-15-5	3,466
17	12/1/06	at Flint	5-3 W	9-6-2	1,489	55	2/24/07	at Elmira	4-2 W	35-15-5	4,031
18	12/2/06	at Fort Wayne	0-3 L	9-7-2	6,779	56	2/25/07	at Elmira	4-1 W	36-15-5	2,918
19	12/3/06	at Flint	3-4 L	9-8-2	1,589	57	3/2/07	PORT HURON	3-2 W	37-15-5	2,941
20	12/6/06	at Bloomington	2-1 W	10-8-2	3,389	58	3/3/07	QUAD CITY	4-3 SOW	38-15-5	6,664
21	12/8/06	at Port Huron	1-4 L	10-9-2	1,819	59	3/7/07	at Chicago	0-1 L	39-16-5	1,400
22	12/9/06	CHICAGO	3-1 W	11-9-2	4,558	60	3/9/07	at Muskegon	1-4 L	39-17-5	3,531
23	12/13/06	BLOOMINGTON	1-3 L	11-10-2	2,331	61	3/10/07	at Kalamazoo	2-1 SOW	40-17-5	3,704
24	12/15/06	QUAD CITY	1-4 L	11-11-2	3,249	62	3/11/07	at Fort Wayne	1-3 L	40-18-5	6,337
25	12/16/06	BLOOMINGTON	7-0 W	12-11-2	3,773	63	3/14/07	at Quad City	8-1 W	41-18-5	2,325
26	12/22/06	at Chicago	0-2 L	12-12-2	2,724	64	3/16/07	KALAMAZOO	2-4 L	41-19-5	4,044
27	12/23/06	FLINT	4-2 W	13-12-2	3,883	65	3/17/07	at Fort Wayne	3-4 L	41-20-5	8,446
28	12/26/06	at Fort Wayne	3-1 W	14-12-2	7,482	66	3/18/07	FLINT	4-5 SOL	41-20-6	3,046
29	12/29/06	CHICAGO	3-0 W	15-12-2	3,824	67	3/21/07	CHICAGO	6-4 W	42-20-6	2,236
30	12/30/06	MUSKEGON	2-3 L	15-13-2	4,131	68	3/23/07	BLOOMINGTON	3-2 W	43-20-6	4,239
31	12/31/06	at Bloomington	4-3 W	16-13-2	4,312	69	3/24/07	at Chicago	1-3 L	43-21-6	3,127
32	1/4/07	at Bloomington	1-2 SOL	16-13-3	3,289	70	3/25/07	QUAD CITY	4-2 W	44-23-6	3,503
33	1/5/07	BLOOMINGTON	5-3 W	17-13-3	3,134	71	3/30/07	ELMIRA	8-1 W	45-22-6	4,013
34	1/6/07	KALAMAZOO	1-6 L	17-14-3	4,867	72	3/31/07	ELMIRA	2-3 SOL	44-22-7	3,807
35	1/10/07	FORT WAYNE	3-2 W	18-14-3	2,316	73	4/1/07	at Bloomington	3-2 W	45-22-7	3,371
36	1/12/07	PORT HURON	6-2 W	19-14-3	3,203	74	4/4/07	MUSKEGON	2-0 W	46-22-7	2,701
37	1/13/07	BLOOMINGTON	7-2 W	20-14-3	4,864	75	4/6/07	at Chicago	2-1 W	47-22-7	N/A
38	1/19/07	at Muskegon	1-2 SOL	20-14-4	3,510	76	4/7/07	CHICAGO	5-0 W	48-22-7	5,779

Team Info
Hockey Ops
2022-23 Recap
Records
Playoff Records
Team History
Alumni
Season Recaps
Opponents

2006-07 Team Leaders

Points:	Preston Mizzi	75
Goals:	Preston Mizzi	31
Assists:	Preston Mizzi	44
Penalty Minutes:	Robin Big Snake	330
Plus/Minus:	Luke Fritshaw	+34
Wins:	Frederic Cloutier	39

FINAL STATISTICS FOR 2005-06, 48-19-9, 1ST WESTERN DIVISION, 4TH OVERALL

PLAYER	GP	G	A	PTS	+/-	PIM	PP	SH	PLAYER	GP	G	A	PTS	+/-	PIM	PP	SH
Notermann, Jason	57	26	52	81	22	178	12	2	Tibbets, Billy	13	5	6	11	-1	55	3	0
Mizz, Preston	64	38	35	73	21	182	17	1	Lutz, Nathan	8	2	4	6	0	20	1	0
Barber, Greg	63	27	45	72	22	38	9	2	Zabkowicz, Tom	50	1	5	6	15	27	0	0
Yannick, Tifu	76	23	49	72	-2	102	8	1	Markusen, Joe	16	2	3	5	3	8	0	0
Proulx, Olivier	71	20	44	64	20	198	4	3	Vogel, Ronnie	42	0	5	5	0	4	0	0
Yetman, Steve	74	19	41	60	17	28	3	1	Mizerek, Josh	13	0	4	4	-7	2	0	0
Big Snake, Robin	66	27	19	46	10	423	5	0	Falco, Paul	7	1	2	3	2	0	0	0
Johnson, Chaz	66	23	22	45	11	248	5	0	Reynolds, T.J.	3	1	2	3	3	26	0	0
Hessler, Corey	52	9	32	41	14	79	6	0	Cuthbert, Brenden	4	0	2	2	0	0	0	0
Ralph, Jason	55	14	20	34	22	202	3	1	Koski, Kris	1	1	0	1	1	2	0	0
Watson, Bruce	53	16	12	28	15	291	2	0	Robinson, Michael	38	0	1	1	0	13	0	0
Gens, Matt	71	5	18	23	31	78	3	0	Hoatham, Andrew	10	0	1	1	-1	47	0	0
Pelletier, Steve	76	2	21	23	14	76	1	0	Roat, Brett	5	0	0	0	0	0	0	0
Nardella, Bob	26	3	19	22	3	18	2	0	Brown, Paul	3	0	0	0	-1	4	0	0
Voltera, Rob	38	7	13	20	5	81	2	0	Malts, Vince	2	0	0	0	0	4	0	0
Boeser, Dan	40	5	13	19	23	14	0	1	Pruss, Jake	1	0	0	0	0	0	0	0
Carrigan, Ryan	76	4	12	16	21	108	2	1	McMaster, Molly	1	0	0	0	0	0	0	0
Nourislamov, Evgueni	23	4	8	12	8	12	0	0	Van Arkel, Matt	1	0	0	0	-1	0	0	0

GOALIE	GPI	MIN	AVG	W	L	T	SO	GA	SAVES	SPCT
Robinson, Michel	38	1973:22	2.37	23	8	2	2	78	885	0.919
Vogel, Ronnie	42	2361:55	2.90	23	11	6	1	114	995	0.897
Cuthbert, Brenden	4	196:58	1.83	2	0	1	1	6	107	0.947
Pruss, Jake	1	1:11	0.00	0	0	0	0	0	0	0.00

2005-06 Recap

For the second-straight season, the Rockford IceHogs had their most successful campaign on and off the ice. The club won its first-ever Division Title, securing the UHL's Western Division, set several club records including wins (48), least amount of losses (19), most standings points (105) and highest winning percentage (.691).

In the stands, the Hogs set a club mark for highest attendance, averaging 3,961 fans for the 38-game home schedule and drawing 150,548 total fans. Team owner Dr. Kris Tumilowicz also added Craig Drecktrah to the ownership group and they helped form the IceHogs Charitable Foundation, the first of its kind in the UHL. To help contribute to the foundation, Hogs fans helped raise over \$56,000 with the team's 7th annual jersey auction. For the second straight season, Rockford was named the UHL's Member Club of the Year.

Also for a second straight campaign, the IceHogs bowed out of the Colonial Cup Playoffs in the Semifinals. The Hogs were led offensively on the ice by Jason Notermann, who registered the third-highest single-season point total with 81 points and Preston Mizzi who broke the club goal-scoring record, netting 38 goals. IceHogs Head Coach Steve Martinson also became the quickest coach in professional hockey history to reach 500 career coaching wins when he notched No. 500 on Dec. 30 against Roanoke.

FINAL STATISTICS FOR 2005-06, GAME-BY-GAME

Game	Date	Opponent	Score	Record	Attn.	Game	Date	Opponent	Score	Record	Attn.
1	10/21	ELMIRA	6-5 W	1-0-0	5,543	39	1/21/06	FLINT	3-2 W	27-7-5	5,027
2	10/22	at Missouri	5-2 W	2-0-0	2,131	40	1/22/06	at Fort Wayne	3-1 W	28-7-5	7,862
3	10/23	MOTOR CITY	4-2 W	3-0-0	2,183	41	1/27/06	at Kalamazoo	3-1 W	29-7-5	2,596
4	10/28	MISSOURI	9-1 W	4-0-0	2,946	42	1/28/06	at Flint	6-3 W	30-7-5	N/A
5	10/29	QUAD CITY	6-3 W	5-0-0	3,584	43	2/04/06	at Quad City	3-2 W	31-7-5	7,136
6	10/30	at Quad City	3-1 W	6-0-0	2,547	44	2/08/06	at Motor City	1-0 W	32-7-5	1,656
7	11/02	KALAMAZOO	3-2 W	7-0-0	2,679	45	2/10/06	QUAD CITY	7-0 W	33-7-5	4,410
8	11/05	at Missouri	3-1 W	8-0-0	2,849	46	2/11/06	MISSOURI	6-3 W	34-7-5	5,247
9	11/11	FLINT	5-2 W	9-0-0	4,397	47	2/12/06	at Missouri	4-2 W	35-7-5	1,652
10	11/12	at FortWayne	1-3 L	9-1-0	7,049	48	2/15/06	at Fort Wayne	2-4 L	35-8-5	2,581
11	11/13	MISSOURI	3-2 W	10-1-0	2,767	49	2/17/06	at Flint	5-4 W	36-8-5	2,755
12	11/16	at Kalamazoo	0-7 L	10-2-0	2,538	50	2/18/06	at Muskegon	6-7 SOL	36-8-6	3,042
13	11/18	MOTOR CITY	4-5 SOL	10-2-1	3,317	51	2/19/06	at Port Huron	5-0 W	37-8-6	2,124
14	11/19	FORT WAYNE	6-2 W	11-2-1	5,427	52	2/22/06	at Quad City	3-2 W	38-8-6	2,826
15	11/20	at Fort Wayne	4-2 W	12-2-1	6,528	53	2/24/06	PORT HURON	4-5 L	38-9-6	2,123
16	11/23	MISSOURI	5-4 SOW	13-2-1	2,971	54	2/25/06	QUAD CITY	3-1W	39-9-6	6,798
17	11/25	KALAMAZOO	2-4 L	13-3-1	4,954	55	2/26/06	at Muskegon	1-3 L	39-10-6	2,510
18	11/26	at Muskegon	2-5 L	13-4-1	3,032	56	3/03/06	at Motor City	6-5 SOW	40-10-6	1,997
19	11/27	QUAD CITY	5-3 W	14-4-1	3,047	57	3/04/06	at Flint	4-6 L	40-11-6	2,306
20	12/02	at Motor City	2-4 L	14-5-1	1,450	58	3/08/06	at Elmira	10-2 W	41-11-6	2,094
21	12/03	at Fort Wayne	4-1W	15-5-1	6,663	59	3/10/06	at Adirondack	4-2 W	42-11-6	2,935
22	12/09	PORT HURON	3-2 SOW	16-5-1	3,317	60	3/11/06	at Danbury	4-6 L	42-12-6	3,005
23	12/10	MUSKEGON	1-4 L	16-6-1	4,347	61	3/12/06	at Roanoke	7-3 W	43-12-6	2,142
24	12/16	MISSOURI	5-1 W	17-6-1	2,877	62	3/17/06	RICHMOND	2-3 L	43-13-6	4,351
25	12/17	RICHMOND	5-1 W	18-6-1	4,482	63	3/18/06	ADIRONDACK	6-4 W	44-13-6	6,982
26	12/21	at Fort Wayne	3-4 SOL	18-6-2	5,815	64	3/19/06	at Missouri	2-3 SOL	44-13-7	1,878
27	12/23	at Port Huron	2-3 SOL	18-6-3	2,220	65	3/24/06	DANBURY	3-4 L	44-14-7	4,038
28	12/28	MISSOURI	4-2 W	19-6-3	3,316	66	3/25/06	FORT WAYNE	0-6 L	44-15-7	6,739
29	12/30	ROANOKE	6-1 W	20-6-3	3,856	67	3/26/06	at Quad City	2-5 L	44-16-7	3,132
30	12/31	MOTOR CITY	7-2 W	21-6-3	4,208	68	3/29/06	at Fort Wayne	2-3 L	44-17-7	6,516
31	1/04	QUAD CITY	2-3 SOL	21-6-4	2,345	69	3/31/06	at Port Huron	4-1 W	45-17-7	2,152
32	1/06	QUAD CITY	6-5 W	22-6-4	4,338	70	4/01/06	at Muskegon	4-1 W	46-17-7	3,343
33	1/07	MISSOURI	4-2 W	23-6-4	4,465	71	4/02/06	at Missouri	1-3 L	46-18-7	1,547
34	1/08	at Quad City	1-2 SOL	23-6-5	3,021	72	4/07/06	QUAD CITY	1-2 SOL	46-18-8	4,261
35	1/11	at Kalamazoo	3-2 SOW	24-6-5	1,955	73	4/08/06	at Muskegon	3-5 L	46-19-8	3,453
36	1/15	at QuadCity	2-3 L	24-7-5	2,832	74	4/09/06	MUSKEGON	8-0 W	47-19-8	3,460
37	1/18	FORT WAYNE	5-4 W	25-7-5	2,353	75	4/14/06	FLINT	5-6 SOL	47-19-9	3,456
38	1/20	PORT HURON	5-1 W	26-7-5	3,308	76	4/15/06	MUSKEGON	4-2 W	48-19-9	4,048

Team Info

Hockey Ops

2022-23 Recap

Records

Playoff Records

Team History

Alumni

Season Recaps

Opponents

2005-06 Team Leaders

Points:	Jason Notermann	81
Goals:	Preston Mizzi	38
Assists:	Jason Notermann	52
Penalty Minutes:	Robin Big Snake	423
Plus/Minus:	Matt Gens	+31
Wins:	Michel Robinson	23
	Ronnie Vogel	23

FINAL STATISTICS FOR 2004-05, 46-25-9 2ND WESTERN DIVISION, 5TH OVERALL

PLAYER	GP	G	A	PTS	+/-	PIM	PP	SH	PLAYER	GP	G	A	PTS	+/-	PIM	PP	SH
Dufour, J.F.	77	26	53	79	29	52	8	1	Robinson, Michel	66	1	3	4	0	41	0	0
Proulx, Olivier	80	25	45	70	16	182	9	1	Skaug, Eric	23	0	4	4	3	14	0	0
Ruid, J.C.	63	36	31	67	24	101	9	2	Klein, Kevin	3	2	1	3	-1	0	1	1
Gobert, Chris	61	19	34	53	14	52	6	0	Carrigan, Ryan	6	1	1	2	0	0	0	0
Ralph, Jason	76	21	28	49	25	149	5	3	Visegorodcevs, S.	14	0	2	2	1	2	0	0
Lafleche, Miguel	80	17	31	48	18	41	1	2	Hotham, Scott	2	0	2	2	-1	2	0	0
Harrison, Terry	73	21	25	46	1	82	7	0	Freeman, Jaisen	6	0	1	1	-1	0	0	0
Lutz, Nathan	75	14	25	39	30	131	4	0	Allen, Frankie	26	0	1	1	-4	124	0	0
Kim, Alex	35	8	20	28	1	8	3	1	Pace, Joe	1	0	0	0	0	0	0	0
Malts, Vince	79	11	15	26	10	214	4	0	Titus, Scott	1	0	0	0	0	0	0	0
Aldoff, Rod	67	6	20	26	12	47	2	0	Reznick, Ricky	2	0	0	0	0	0	0	0
Pelletier, Steve	80	1	17	18	22	62	0	0	Reimann, Mike	2	0	0	0	-1	5	0	0
Labelle, Eric	67	10	7	17	5	390	2	0	Magers, Marty	2	0	0	0	0	0	0	0
Laylin, Cory	36	4	13	17	4	19	2	0	Disch, Andy	3	0	0	0	0	0	0	0
Watson, Bruce	68	5	10	15	7	264	0	0	Burgoyne, Mike	4	0	0	0	-2	2	0	0
Bonni, Ryan	23	5	8	13	-1	41	0	0	Kotyk, Seamus	6	0	0	0	0	0	0	0
Sullivan, Brent	47	3	8	11	-7	63	1	0	Stewart, Blake	8	0	0	0	-2	2	0	0
(Totals)	53	4	8	11	-8	96	1	0	Hunt, Grady	8	0	0	0	0	0	0	0
Segal, Brandon	10	5	4	9	4	27	1	0	Harvey, Jeff	10	0	0	0	0	0	0	0
Wedderburn, Tim	10	0	7	7	7	0	0	0	Snitowsky, Greg	17	0	0	0	0	0	0	0
Simpson, Reid	15	1	3	4	-3	46	0	0									

GOALIE	GPI	MIN	AVG	W	L	T	EN	SO	GA	SAVES	SPCT
Robinson, Michel	66	3816:35	2.47	33	22	9	6	7	157	1683	0.915
Harvey, Jeff	10	397:17	2.27	5	2	0	0	0	15	148	0.908
Hunt, Grady	8	187:37	2.88	3	0	0	0	0	9	70	0.886
Kotyk, Seamus	6	358:15	1.00	5	1	0	1	1	6	136	0.958
Magers, Marty	2	7:11	0.00	0	0	0	0	0	0	4	1.000

2004-05 Recap

Rockford capped its best season in club history with an appearance in the Colonial Cup Semifinals. The IceHogs set team records for wins (46), points (101) and winning percentage (.631). Steve Martinson was named the IceHogs' sixth head coach in June 2004.

The IceHogs had six players selected to the UHL All-Star game and five of them (Michel Robinson, Nathan Lutz, Olivier Proulx, J.F. Dufour and J.C. Ruid) were named starters.

Robinson and Lutz became the first IceHogs skaters named UHL First Team All-Stars. Robinson also was named Top Goaltender in the UHL and defenseman Steve Pelletier, also an All-Star, was named to the UHL's All-Rookie Team.

Rockford won its first-ever postseason series, knocking off the Kalamazoo Wings 4-games-to-1. Terry Harrison netted the game-winning goal in overtime at the Rockford MetroCentre to clinch the series for the IceHogs.

FINAL STATISTICS FOR 2004-05, GAME-BY-GAME

Game	Date	Opponent	Score	Record	Attn.	Game	Date	Opponent	Score	Record	Attn.
1	10/15	QUAD CITY	8-4 W	1-0-0	6,081	41	1/15	at Kansas City	3-0 W	26-10-5	2,690
2	10/16	KALAMAZOO	4-2 W	2-0-0	3,495	42	1/19	at Quad City	3-1 W	27-10-5	3,439
3	10/22	MISSOURI	3-5 L	2-1-0	3,561	43	1/22	at Fort Wayne	0-3 L	27-11-5	6,841
4	10/23	MOTOR CITY	6-2 W	3-1-0	3,548	44	1/23	at Flint	5-4 W	28-11-5	2,531
5	10/27	FORT WAYNE	5-3 W	4-1-0	2,273	45	1/26	at Missouri	5-2 W	29-11-5	2,005
6	10/29	KANSAS CITY	1-2 SOL	4-1-1	3,417	46	1/28	FLINT	0-2 L	29-12-5	4,096
7	10/30	at Motor City	4-1 W	5-1-1	1,116	47	1/29	KANSAS CITY	5-1 W	30-12-5	5,806
8	11/3	QUAD CITY	4-5 L	5-2-1	2,389	48	1/30	at Quad City	4-0 W	31-12-5	3,690
9	11/6	at Missouri	5-1 W	6-2-1	2,150	49	2/2	MUSKEGON	3-1 W	32-12-5	2,385
10	11/7	at Quad City	2-1 SOW	7-2-1	3,342	50	2/4	at Motor City	3-4 SOL	32-12-6	3,110
11	11/10	at Port Huron	4-2 W	8-2-1	1,138	51	2/5	at Muskegon	1-4 L	32-13-6	5,231
12	11/12	at Fort Wayne	3-4 SOL	8-2-2	7,152	52	2/9	PORT HURON	4-3 SOW	33-13-6	2,258
13	11/13	PORT HURON	5-2 W	9-2-2	4,353	53	2/11	FLINT	4-1 W	34-13-6	3,670
14	11/14	MISSOURI	3-4 SOL	9-2-3	2,689	54	2/12	ADIRONDACK	2-4 L	34-14-6	4,852
15	11/19	MUSKEGON	3-1 W	10-2-3	3,352	55	2/14	at Kalamazoo	1-2 L	34-15-6	3,262
16	11/20	QUAD CITY	4-1 W	11-2-3	5,057	56	2/16	at Missouri	3-6 L	34-16-6	2,005
17	11/24	KANSAS CITY	4-3 SOW	12-2-3	3,037	57	2/18	at Kansas City	3-2 W	35-16-6	4,285
18	11/26	MISSOURI	1-0 W	13-2-3	5,505	58	2/19	at Kansas City	1-7 L	35-17-6	2,941
19	11/27	at Missouri	3-5 L	13-3-3	3,272	59	2/25	MISSOURI	5-1 W	36-17-6	4,416
20	12/1	FORT WAYNE	0-5 L	13-4-3	2,663	60	2/26	KANSAS CITY	0-1 SOL	36-17-7	4,104
21	12/3	at Flint	3-5 L	13-5-3	3,234	61	2/27	at Muskegon	2-4 L	36-18-7	2,541
22	12/4	at Motor City	2-1 SOW	14-5-3	1,867	62	3/4	at Kansas City	4-2 W	37-18-7	1,975
23	12/5	at Quad City	6-1 W	15-5-3	4,830	63	3/6	at Kansas City	3-4 L	37-19-7	2,632
24	12/10	QUAD CITY	5-3 W	16-5-3	3,760	64	3/9	QUAD CITY	4-3 SOW	38-19-7	2,695
25	12/11	MUSKEGON	3-1 W	17-5-3	3,939	65	3/13	ELMIRA	2-4 L	38-20-7	3,251
26	12/12	KALAMAZOO	0-6 L	17-6-3	1,808	66	3/14	KANSAS CITY	5-2 W	39-20-7	1,839
27	12/15	at Motor City	2-3 SOL	17-6-4	1,016	67	3/16	at Missouri	2-1 W	40-20-7	2,821
28	12/17	at Port Huron	0-3 L	17-7-4	1,394	68	3/18	RICHMOND	6-0 W	41-20-7	3,589
29	12/18	at Fort Wayne	2-0 W	18-7-4	7,011	69	3/19	PORT HURON	3-2 SOW	42-20-7	6,130
30	12/19	MOTOR CITY	3-1 W	19-7-4	2,143	70	3/20	at Port Huron	5-2 W	43-20-7	1,305
31	12/22	at Fort Wayne	2-3 L	19-8-4	6,955	71	3/23	QUAD CITY	3-4 SOL	43-20-8	4,009
32	12/26	at Kalamazoo	1-0 W	20-8-4	1,876	72	3/25	at Fort Wayne	2-3 SOL	43-20-9	7,377
33	12/29	FORT WAYNE	4-1 W	21-8-4	4,046	73	3/26	at Kalamazoo	4-6 L	43-21-9	4,595
34	12/31	MUSKEGON	3-7 L	21-9-4	4,591	74	3/30	at Quad City	1-0 W	44-21-9	3,373
35	1/1	at Missouri	5-2 W	22-9-4	2,471	75	4/1	FLINT	1-4 L	44-22-9	4,283
36	1/2	MISSOURI	1-2 SOL	22-9-5	2,658	76	4/2	at Port Huron	5-2 W	45-22-9	N/A
37	1/7	KANSAS CITY	5-1 W	23-9-5	3,534	77	4/3	at Muskegon	1-4 L	45-23-9	2,531
38	1/8	DANBURY	4-1 W	24-9-5	4,358	78	4/6	at Quad City	2-5 L	45-24-9	3,048
39	1/12	at Missouri	6-1 W	25-9-5	1,299	79	4/8	KALAMAZOO	4-1 W	46-24-9	4,721
40	1/14	at Kansas City	3-5 L	25-10-5	2,985	80	4/10	MISSOURI	0-1 L	46-25-9	3,418

2004-05 Team Leaders

Points:	J.F. Dufour	79
Goals:	J.C. Ruid	36
Assists:	J.F. Dufour	53
Penalty Minutes:	Eric Labelle	390
Plus/Minus:	Nathan Lutz	+30
Wins:	Michel Robinson	33

FINAL STATISTICS FOR 2003-04, 28-43-5, 5TH WESTERN CONFERENCE, 9TH OVERALL

PLAYER	GP	G	A	PTS	+/-	PIM	PP	SH	PLAYER	GP	G	A	PTS	+/-	PIM	PP	SH
Paradise, Dave	60	30	34	64	-3	94	11	3	Vokes, Jeremy	17	1	3	4	-5	12	0	0
Cardwell, Justin	55	26	22	48	-2	67	8	0	Vogel, Ronnie	65	0	4	4	0	23	0	0
Margettie, Donnie	75	18	30	48	-30	218	6	2	Dumonski, Steve	13	1	2	3	-12	26	1	0
Nardella, Bob	44	7	38	45	-5	82	3	1	Cappelletti, A.	13	0	3	3	-1	22	0	0
Miller, Kelly	67	18	26	44	11	120	3	2	Frid, Robert	12	1	1	2	-3	103	0	0
Cygan, Steve	76	26	17	43	-44	58	6	1	Ricciardi, Gary	27	0	2	2	-6	57	0	0
Ziedins, Maris	73	13	22	35	-15	40	2	0	Krumpschmid, Norm	4	1	0	1	-4	0	0	0
Junkin, Dale	53	11	19	30	-13	20	5	0	Armes, Brian	8	1	0	1	1	0	0	0
Johnstone, Jeff	31	7	14	21	-9	20	1	0	Rumble, Brent	1	0	1	1	1	0	0	0
Ewasko, Jeff	39	4	8	12	-14	165	1	0	Kenny, Shane	4	0	1	1	3	8	0	0
(TOTALS)	73	8	12	20	-13	305	1	0	Statkus, Joe	17	0	1	1	-7	65	0	0
Lyke, R.C.	13	1	4	5	-1	39	0	0	Hodgson, Gavin	33	0	1	1	-12	52	0	0
(TOTALS)	56	8	11	19	-11	107	1	1	Curto, Frank	1	0	0	0	0	2	0	0
Lutz, Nathan	35	6	12	18	6	55	1	1	Ivanans, Raitis	1	0	0	0	0	0	0	0
Solnik, Adam	56	4	12	16	-14	15	0	0	Dustin, Joe	1	0	0	0	0	0	0	0
Adams, B.J.	50	5	8	13	-7	57	3	0	Cardwell, Matt	1	0	0	0	0	0	0	0
Homer, Kenzie	64	3	10	13	-32	113	1	0	Riffe, Dan	2	0	0	0	-4	0	0	0
Paradise, Chris	17	6	6	12	-1	31	2	0	Lukasak, Jeff	3	0	0	0	0	0	0	0
Walter, Owen	75	2	9	11	-17	58	1	0	Ferrera, Nello	5	0	0	0	-2	17	0	0
Davies, Dan	43	4	6	10	-19	38	2	0	Pace, Joe	7	0	0	0	-3	7	0	0
Savage, Reggie	24	3	7	10	-19	31	1	0	Altschul, Doug	8	0	0	0	-4	0	0	0
Glavota, John	54	3	6	9	0	36	0	1	Rochon, Dylan	8	0	0	0	-5	0	0	0
Bell, Chris	20	2	5	7	1	18	1	0	Schonfelder, Paul	22	0	0	0	4	0	0	0

GOALIE	GPI	MIN	AVG	W	L	I	EN	SO	GA	SAVES	SPCT
Vogel, Ronnie	65	3528:36	3.35	26	34	2	6	0	197	1874	0.905
Schonfelder, Paul	22	1015:33	5.08	2	9	3	0	0	86	558	0.866

2003-04 Recap

The IceHogs celebrated their 5th Anniversary season in '03-04. Mark Bernard was named Rockford's fourth head coach in club history, but was relieved by Tim Mattila in March.

Rockford goalie Ronnie Vogel set numerous goalie records between the pipes for the IceHogs and Dave Paradise paced the team in scoring, netting 30g-34a-64pts.

Forwards Kelly Miller and Steve Cygan were selected to the UHL All-Star Game in Fort Wayne and Miller assisted on a Cygan first-period goal.

The club missed the postseason for the third time in team history after a mid-season slump knocked them out of playoff contention.

The IceHogs averaged 3,549 fans, third most in the UHL during the club's 5th season.

FINAL STATISTICS FOR 2003-04, GAME-BY-GAME

Game	Date	Opponent	Score	Record	Attn.	Game	Date	Opponent	Score	Record	Attn.
1	10/24	QUAD CITY	1-3 L	0-1-0	6,673	39	1/17	at Missouri	5-2 W	16-21-2	N/A
2	10/25	MISSOURI	3-1 W	1-1-0	3,310	40	1/21	QUAD CITY	5-3 W	17-21-2	2,349
3	10/31	MISSOURI	4-3 SOW	2-1-0	2,403	41	1/24	at Missouri	1-4 L	17-22-2	2,876
4	11/1	QUAD CITY	3-4 L	2-2-0	3,669	42	1/25	at Kalamazoo	2-8 L	17-23-2	1,787
5	11/7	at Missouri	2-1 SOW	3-2-0	2,512	43	1/30	at Quad City	4-8 L	17-24-2	4,602
6	11/8	at Columbus	0-2 L	3-3-0	970	44	1/31	at Kalamazoo	3-5 L	17-25-2	2,852
7	11/12	at Columbus	3-4 SOL	3-3-1	952	45	2/3	at Kalamazoo	1-2 SOL	17-25-3	1,273
8	11/14	QUAD CITY	4-3 SOW	4-3-1	4,203	46	2/4	QUAD CITY	3-1 W	18-25-3	2,402
9	11/15	at Quad City	1-5 L	4-4-1	5,444	47	2/6	MISSOURI	5-1 W	19-25-3	3,539
10	11/16	MUSKEGON	3-2 W	5-4-1	2,032	48	2/7	KALAMAZOO	5-4 W	20-25-3	4,580
11	11/21	MISSOURI	2-4 L	5-5-1	3,319	49	2/13	MUSKEGON	3-2 W	21-25-3	4,099
12	11/22	KALAMAZOO	1-3 L	5-6-1	3,567	50	2/14	ADIRONDACK	5-6 L	21-26-3	5,035
13	11/26	MUSKEGON	2-5 L	5-7-1	3,663	51	2/18	ADIRONDACK	4-3 W	22-26-3	2,917
14	11/28	MISSOURI	4-1 W	6-7-1	4,305	52	2/20	at Flint	2-3 L	22-27-3	2,560
15	11/29	at Missouri	2-3 L	6-8-1	3,033	53	2/21	at Fort Wayne	1-4 L	22-28-3	8,620
16	11/30	FLINT	1-2 L	6-9-1	1,864	54	2/25	at Kalamazoo	1-4 L	22-29-3	2,091
17	12/3	PORT HURON	7-4 W	7-9-1	2,023	55	2/27	at Flint	3-6 L	22-30-3	2,949
18	12/5	at Flint	1-2 L	7-10-1	2,905	56	2/28	at Port Huron	2-4 L	22-31-3	1,830
19	12/6	at Muskegon	0-3 L	7-11-1	3,020	57	2/29	ELMIRA	4-3 SOW	23-31-3	4,065
20	12/7	at Missouri	2-5 L	7-12-1	1,443	58	3/5	at Fort Wayne	4-3 SOW	24-31-3	7,686
21	12/10	at Quad City	6-5 SOW	8-12-1	3,668	59	3/6	at Kalamazoo	3-4 L	24-32-3	2,880
22	12/12	at Fort Wayne	2-3 L	8-13-1	6,712	60	3/7	at Port Huron	3-2 SOW	25-32-3	1,229
23	12/13	at Kalamazoo	0-3 L	8-14-1	2,519	61	3/10	QUAD CITY	1-2 L	25-33-3	2,882
24	12/19	MISSOURI	5-3 W	9-14-1	3,290	62	3/13	at Muskegon	1-9 L	25-34-3	3,050
25	12/20	FORT WAYNE	2-4 L	9-15-1	3,714	63	3/14	FORT WAYNE	1-7 L	25-35-3	3,634
26	12/21	KALAMAZOO	4-3 SOW	10-15-1	2,140	64	3/19	MISSOURI	2-3 SOL	25-35-4	4,634
27	12/23	at Muskegon	2-4 L	10-16-1	3,532	65	3/20	ADIRONDACK	7-2 W	26-35-4	5,197
28	12/26	KALAMAZOO	5-4 W	11-16-1	4,554	66	3/24	QUAD CITY	2-3 L	26-36-4	2,956
29	12/27	MUSKEGON	1-6 L	11-17-1	4,208	67	3/26	at Missouri	5-2 W	27-36-4	2,663
30	12/31	at Fort Wayne	3-7 L	11-18-1	10,507	68	3/27	at Missouri	9-2 W	28-36-4	3,580
31	1/2	at Port Huron	2-3 SOL	11-18-2	1,217	69	3/28	at Quad City	3-4 SOL	28-36-5	4,714
32	1/3	at Muskegon	5-4 SOW	12-18-2	2,832	70	3/31	MUSKEGON	1-2 L	28-37-5	2,801
33	1/7	FORT WAYNE	0-4 L	12-19-2	2,835	71	4/1	at Port Huron	6-10 L	28-38-5	987
34	1/9	at Kalamazoo	5-4 SOW	13-19-2	2,910	72	4/3	KALAMAZOO	1-6 L	28-39-5	3,530
35	1/10	at Fort Wayne	6-5 SOW	14-19-2	7,904	73	4/4	at Flint	2-7 L	28-40-5	2,510
36	1/11	at Quad City	2-8 L	14-20-2	3,954	74	4/5	at Flint	4-6 L	28-41-5	2,150
37	1/14	MUSKEGON	1-3 L	14-21-2	2,403	75	4/7	at Kalamazoo	0-7 L	28-42-5	1,700
38	1/16	QUAD CITY	4-2 W	15-21-2	5,209	76	4/9	FORT WAYNE	0-6 L	28-43-5	5,277

2003-04 Team Leaders

Points:	Dave Paradise	64
Goals:	Dave Paradise	30
Assists:	Bob Nardella	38
Penalty Minutes:	Donnie Margettie	218
Plus/Minus:	Kelly Miller	+11
Wins:	Ronnie Vogel	26

FINAL STATISTICS FOR 2002-03, 35-34-7, 4TH WESTERN CONFERENCE, 8TH OVERALL

PLAYER	GP	G	A	PTS	+/-	PIM	PP	SH	PLAYER	GP	G	A	PTS	+/-	PIM	PP	SH
Loen, Matt	76	22	52	74	1	48	7	2	Angell, Nick	73	6	10	16	-17	92	1	0
Cygan, Steve	76	27	45	72	3	62	5	3	Olsen, Brad	64	3	10	13	-13	113	0	2
Bastien, Joey	14	3	4	7	3	6	0	0	Disher, Jason	13	0	0	0	4	63	0	0
(TOTALS)	75	24	43	67	11	44	9	4	(TOTALS)	45	3	4	7	-5	200	1	0
Rebek, Jeremy	69	20	40	60	0	100	5	0	Ivanans, Raitis	50	4	2	6	-9	208	0	0
Antonovitch, Jeff	59	22	27	49	-20	61	5	2	Fiacconi, Adriano	15	2	4	6	-3	4	0	0
Kerr, Kevin	18	14	11	25	6	12	2	0	Statkus, Joe	50	0	4	4	2	134	0	0
(TOTALS)	51	25	20	45	0	63	6	0	Van Horlick, Quinten	34	2	1	3	0	79	0	0
DaCosta, Jeff	48	7	38	45	-9	26	4	0	Murray, Darwin	11	0	2	2	1	4	0	0
Dumonski, Steve	62	17	21	38	-17	118	7	0	Ziedins, Maris	4	1	0	1	-1	2	0	0
Wensley, Clint	48	11	23	34	-2	33	3	1	Fillion, Martin	9	0	1	1	0	6	0	0
Wendell, Erik	60	17	13	30	6	36	0	1	(TOTALS)	18	0	1	1	0	6	0	0
Homer, Kenzie	76	16	12	28	-6	173	2	0	Nicklin, Brant	50	0	1	1	0	4	0	0
Alexeev, Alex	73	2	24	26	11	77	2	0	Wenkus, Eric	2	0	0	0	0	0	0	0
Lindin, Anders	11	0	2	2	-2	20	0	0	Burfoot, Scott	3	0	0	0	0	0	0	0
(TOTALS)	72	9	11	20	-3	77	4	0	Kersey, Brant	4	0	0	0	0	0	0	0
Davies, Dan	73	8	12	20	-1	108	0	0	Rivard, J.F.	6	0	0	0	0	0	0	0
Hebert, Jay	40	7	13	20	-7	35	1	1	McIntosh, Ryan	8	0	0	0	0	2	0	0
Betik, Karel	10	1	2	3	2	8	0	0	Saurdiff, Corwin	12	0	0	0	0	0	0	0
Hewer, Oak	53	8	9	17	-15	38	3	0									

GOALIE	GPI	MIN	AVG	W	L	I	EN	SO	GA	SAVES	SPCT
Rivard, J.F.	6	358:43	2.51	3	3	0	1	0	15	157	0.913
Fillion, Martin	9	469:14	3.45	3	4	1	1	0	27	198	0.880
Nicklin, Brant	50	2722:16	3.31	21	20	5	5	4	150	1236	0.892
McIntosh, Ryan	8	345:54	3.64	2	3	0	1	0	21	141	0.870
Saurdiff, Corwin	12	648:47	3.79	6	4	1	2	0	41	264	0.866

2002-03 Recap

For the second time in club history, the IceHogs clinched a playoff berth. The team was swept out of the postseason after a dramatic double overtime loss at the Rockford MetroCentre against the rival Quad City Mallards. The game marked the final contest for Rockford's all-time leading goaltender and fan favorite, J.F. Rivard.

The Hogs' playoff push was fueled by interim head coach Scott Burfoot, who took over for Scott Bell in mid-March. Burfoot briefly came out of retirement to skate with the IceHogs before being named the Hogs interim head coach.

The IceHogs also acquired winger Kevin Kerr, minor league professional hockey's all-time leading goal-scorer. In 18 games with the IceHogs, Kerr tallied 14g-11a-25pts.

Rookie center Steve Cygan set club records for scoring by a rookie and captured the UHL's Rookie of the Year Award. Cygan scored 27g-45a-72pts while appearing in all 76 games for Rockford.

FINAL STATISTICS FOR 2002-03, GAME-BY-GAME

Game	Date	Opponent	Score	Record	Attn	Game	Date	Opponent	Score	Record	Attn
1	10/11	FORT WAYNE	5-2 W	1-0-0	5,636	39	1/3	PORT HURON	6-3 W	17-17-5	3,053
2	10/16	at Flint	3-4 SOL	1-0-1	3,988	40	1/4	ADIRONDACK	5-2 W	18-17-5	3,420
3	10/19	at Missouri	1-4 L	1-1-1	3,804	41	1/8	MUSKEGON	2-0 W	19-17-5	2,632
4	10/20	at Quad City	5-4 W	2-1-1	4,248	42	1/1	at Kalamazoo	2-6 L	19-18-5	2,187
5	10/23	PORT HURON	6-0 W	3-1-1	2,534	43	1/15	ELMIRA	4-0 W	20-18-5	2,212
6	10/25	FORT WAYNE	2-3 L	3-2-1	3,308	44	1/17	QUAD CITY	1-3 L	20-19-5	6,061
7	10/26	MISSOURI	4-3 W	4-2-1	3,882	45	1/18	at Quad City	6-5 SOW	21-19-5	5,935
8	10/30	QUAD CITY	5-4 SOW	5-2-1	2,763	46	1/22	FORT WAYNE	2-5 L	21-20-5	3,676
9	11/1	FLINT	3-6 L	5-3-1	3,675	47	1/24	at Quad City	2-4 L	21-21-5	5,587
10	11/2	at Kalamazoo	0-4 L	5-4-1	1,940	48	1/25	at Missouri	2-7 L	21-22-5	8,209
11	11/3	at Port Huron	1-4 L	5-5-1	1,380	49	1/31	at Adirondack	0-2 L	21-23-5	2,512
12	11/6	KALAMAZOO	7-4 W	6-5-1	2,589	50	2/1	at Elmira	3-6 L	21-24-5	N/A
13	11/8	at Adirondack	1-8 L	6-6-1	2,546	51	2/5	MUSKEGON	5-4 SOW	22-24-5	2,512
14	11/9	at Port Huron	5-1 W	7-6-1	2,781	52	2/7	at Quad City	1-2 L	22-25-5	4,599
15	11/15	MISSOURI	3-2 SOW	8-6-1	5,135	53	2/8	at Muskegon	3-2 SOW	23-25-5	2,321
16	11/16	MUSKEGON	2-1 W	9-6-1	3,185	54	2/12	QUAD CITY	1-4 L	23-26-5	2,738
17	11/22	at Kalamazoo	3-4 SOL	9-6-2	2,106	55	2/14	MISSOURI	2-1 W	24-26-5	3,209
18	11/23	KALAMAZOO	4-0 W	10-6-2	4,074	56	2/15	KALAMAZOO	5-1 W	25-26-5	4,873
19	11/24	MUSKEGON	5-4 SOW	11-6-2	2,463	57	2/16	ADIRONDACK	1-4 L	25-27-5	3,361
20	11/27	MISSOURI	6-7 SOL	11-6-3	3,453	58	2/21	at Fort Wayne	2-5 L	25-28-5	6,351
21	11/29	FORT WAYNE	4-3 SOW	12-6-3	4,340	59	2/22	at Flint	6-3 W	26-28-5	2,740
22	11/30	at Port Huron	5-9 L	12-7-3	2,120	60	2/26	at Missouri	2-4 L	26-29-5	3,326
23	12/1	at Adirondack	2-3 SOL	12-7-4	2,091	61	2/28	at Fort Wayne	2-4 L	26-30-5	6,220
24	12/4	FLINT	0-3 L	12-8-4	2,305	62	3/2	at Quad City	2-6 L	26-31-5	5,155
25	12/6	at Flint	1-7 L	12-9-4	2,363	63	3/7	FLINT	5-3 W	27-31-5	4,143
26	12/7	at Muskegon	3-5 L	12-10-4	2,342	64	3/8	MISSOURI	6-3 W	28-31-5	6,324
27	12/8	at Missouri	2-1 SOW	13-10-4	825	65	3/12	FLINT	3-4 SOL	28-31-6	3,283
28	12/11	ELMIRA	0-2 L	13-11-4	2,025	66	3/14	at Missouri	4-1 W	29-31-6	5,128
29	12/13	QUAD CITY	4-5 SOL	13-11-5	4,739	67	3/15	at Muskegon	2-5 L	29-32-6	3,031
30	12/14	PORT HURON	4-3 SOW	14-11-5	2,325	68	3/16	MISSOURI	3-2 SOW	30-32-6	4,065
31	12/18	KALAMAZOO	5-2 W	15-11-5	2,156	69	3/19	MUSKEGON	6-4 W	31-32-6	2,847
32	12/20	at Flint	6-5 W	16-11-5	2,423	70	3/21	at Muskegon	4-3 SOW	32-32-6	N/A
33	12/21	at Elmira	0-5 L	16-12-5	4,045	71	3/22	at Kalamazoo	2-3 SOL	32-32-7	2,477
34	12/22	at Fort Wayne	2-5 L	16-13-5	6,344	72	3/23	at Missouri	3-2 SOW	33-32-7	2,992
35	12/27	at Muskegon	3-5 L	16-14-5	3,043	73	3/26	PORT HURON	2-4 L	33-33-7	3,589
36	12/28	MISSOURI	3-5 L	16-15-5	5,524	74	3/28	QUAD CITY	1-0 W	34-33-7	5,536
37	12/29	at Fort Wayne	0-4 L	16-16-5	6,432	75	3/29	FORT WAYNE	4-3 SOW	35-33-7	5,708
38	12/31	at Missouri	2-6 L	16-17-5	2,101	76	3/30	at Fort Wayne	0-2 L	35-34-7	8,261

2002-03 Team Leaders

Points:	Matt Loen	74
Goals:	Steve Cygan	27
Assists:	Matt Loen	52
Penalty Minutes:	Raitis Ivanans	208
Plus/Minus:	Alex Alexeev	+11
Wins:	Brant Nicklin	21

FINAL STATISTICS FOR 2001-02, 27-41-6 6TH WESTERN CONFERENCE, 13TH OVERALL

PLAYER	GP	G	A	PTS	+/-	PIM	PP	SH	PLAYER	GP	G	A	PTS	+/-	PIM	PP	SH
Hoogsteen, David	73	33	36	69	-1	63	7	3	Prokic, Ivan	13	2	2	4	-2	10	0	0
Vokes, Jeremy	74	30	27	57	-21	37	3	1	Fleenor, Brandon	13	1	3	4	-8	26	0	0
Antonovich, Jeff	50	25	28	53	-11	70	4	0	Van Horlick, Quinten	24	2	1	3	-4	103	0	0
Hewer, Oak	72	14	27	41	-20	97	2	0	Guzior, Russ	13	1	2	3	-4	2	0	0
Gore, Forrest	41	14	26	40	8	60	5	1	Statkus, Joe	24	0	3	3	-7	50	0	0
DaCosta, Jeff	42	8	32	40	3	44	2	0	Bianchi, Joe	8	1	1	2	-1	2	0	0
Reigstad, Jared	66	7	21	28	-14	44	5	0	Swider, Kevin	13	0	2	2	1	0	0	0
Guidarelli, T.J.	33	9	18	27	12	8	1	1	Deshevyy, Sergei	17	0	2	2	0	33	0	0
Wensley, Clint	33	10	14	24	4	28	5	0	Thorp, Ernie	44	0	2	2	-13	190	0	0
Christopherson, Ben	72	2	22	24	-5	100	1	0	Guze, Ray	2	1	0	1	0	2	0	0
Checco, Nick	41	12	10	22	-5	30	5	1	Havlik, Ales	3	0	1	1	3	0	0	0
Corpse, Keli	14	3	19	22	-8	0	1	1	Ernest, Dustin	12	0	1	1	-2	33	0	0
Roed, Peter	31	9	8	17	-9	22	3	0	Debus, Steve	39	0	1	1	0	10	0	0
Rooney, Jesse	38	9	6	15	-9	27	3	0	Ellis, Eric	1	0	0	0	0	0	0	0
Hersh, Harold	29	7	7	14	0	60	3	1	Reid, Ryan	1	0	0	0	-2	0	0	0
Sgroi, Mike	33	7	7	14	-16	152	1	0	Knudsen, Tim	1	0	0	0	0	0	0	0
Davies, Dan	61	7	7	14	-14	117	0	0	Carriere, Nick	1	0	0	0	0	5	0	0
Muller, Mike	34	1	13	14	-18	25	1	0	Stephens, B.J.	2	0	0	0	0	0	0	0
Birmingham, Jim	20	6	6	12	-9	26	3	0	Hebert, Jay	2	0	0	0	-2	0	0	0
Murray, Darwin	44	1	11	12	2	19	0	0	Caulfield, Kevin	6	0	0	0	-5	15	0	0
Blevins, Wes	64	5	6	11	0	83	0	0	Rivard, J.F.	37	0	0	0	0	0	0	0
Petrov, Sergei	14	2	4	6	-9	27	0	0									
GOALIE	GPI	MIN	AVG	W	L	I	EN	SO	GA	SAVES	SPCT						
Debus, Steve	39	2275:46	3.51	13	23	2	6	0	133	1195	0.900						
Rivard, J.F.	37	2130:17	3.55	14	18	4	6	0	126	1130	0.900						
Knudsen, Tim	1	8:37	6.96	0	0	0	0	0	1	6	0.857						

2001-02 Recap

The IceHogs rebounded from a very slow start to finish strong in their third season in Rockford. The club missed the playoffs, but went 9-5-0 in March. The IceHogs hired Scott Bell as the second head coach in club history during the offseason.

On the ice, the Hogs featured a solid 1-2 goaltending combination with J.F. Rivard and Steve Debus. Both goaltenders strung together unbeaten streaks of seven games.

Wingers David Hoogsteen led the club in scoring with 33g-36a-69pts and the mid-season acquisition of center Jeff Antonovich provided a spark for the IceHogs offense.

Defenseman Jeff DaCosta earned the Hogs Top Defenseman Award while pacing the Hogs' blue-liners in scoring.

Excitement for the team picked up and the Hogs drew a club-record 7,420 in Rockford's final regular season home game against the rival Quad City Mallards.

FINAL STATISTICS FOR 2001-02, GAME-BY-GAME

Game	Date	Opponent	Score	Record	Attn	Game	Date	Opponent	Score	Record	Attn
1	10/12	MISSOURI	2-3 L	0-1-0	5,895	38	1/5	at Knoxville	6-5 W	8-27-3	3,273
2	10/13	at Missouri	5-3 W	1-1-0	6,398	39	1/11	at Fort Wayne	1-3 L	8-28-3	5,604
3	10/19	PORT HURON	2-4 L	1-2-0	3,367	40	1/12	at Muskegon	3-2 W	9-28-3	2,832
4	10/20	at Missouri	0-2 L	1-3-0	2,774	41	1/16	FLINT	2-3 L	9-29-3	2,097
5	10/21	QUAD CITY	2-5 L	1-4-0	2,772	42	1/18	QUAD CITY	1-2 L	9-30-3	5,470
6	10/26	ASHEVILLE	7-2 W	2-4-0	3,466	43	1/19	at Quad City	1-6 L	9-31-3	7,459
7	10/27	at Flint	1-4 L	2-5-0	2,284	44	1/20	at Kalamazoo	2-4 L	9-32-3	1,823
8	10/31	KALAMAZOO	3-4 SOL	2-5-1	1,908	45	1/23	KALAMAZOO	4-1 W	10-32-3	2,187
9	11/2	QUAD CITY	1-3 L	2-6-1	3,874	46	1/25	at Fort Wayne	3-4 SOL	10-32-4	6,018
10	11/3	at Muskegon	1-2 L	2-7-1	3,021	47	1/26	at Missouri	2-5 L	10-33-4	7,502
11	11/4	KALAMAZOO	7-3 W	3-7-1	1,914	48	1/31	at Knoxville	3-1 W	11-33-4	1,732
12	11/7	FORT WAYNE	4-5 SOL	3-7-2	2,086	49	2/2	at Asheville	4-3 SOW	12-33-4	3,827
13	11/9	at Kalamazoo	3-5 L	3-8-2	4,306	50	2/3	at Asheville	8-3 W	13-33-4	N/A
14	11/10	at Port Huron	3-4 L	3-9-2	1,082	51	2/6	MUSKEGON	4-3 W	14-33-4	2,183
15	11/14	at Quad City	1-4 L	3-10-2	5,127	52	2/8	PORT HURON	6-1 W	15-33-4	3,696
16	11/16	QUAD CITY	0-9 L	3-11-2	5,579	53	2/9	FORT WAYNE	2-3 SOL	15-33-5	4,145
17	11/17	MUSKEGON	3-4 L	3-12-2	2,251	54	2/11	KALAMAZOO	5-3 W	16-33-5	1,975
18	11/21	at Flint	2-5 L	3-13-2	3,128	55	2/13	KNOXVILLE	3-2 W	17-33-5	2,044
19	11/23	MUSKEGON	1-3 L	3-14-2	3,980	56	2/15	at Quad City	2-3 SOL	17-33-6	5,677
20	11/24	at Quad City	2-4 L	3-15-2	7,064	57	2/16	at Missouri	2-5 L	17-34-6	7,041
21	11/25	MISSOURI	6-2 W	4-15-2	2,128	58	2/22	at Quad City	3-8 L	17-35-6	5,659
22	11/30	at Fort Wayne	2-7 L	4-16-2	5,872	59	2/23	at Missouri	4-1W	18-35-6	3,892
23	12/1	at Missouri	2-4 L	4-17-2	8,047	60	2/24	ASHEVILLE	4-6 L	18-36-6	2,290
24	12/5	FLINT	2-6 L	4-18-2	1,950	61	3/1	at Quad City	3-5 L	18-37-6	6,122
25	12/7	MISSOURI	3-5 L	4-19-2	2,843	62	3/2	at Muskegon	2-4 L	18-38-6	2,423
26	12/8	FORT WAYNE	4-1 W	5-19-2	2,378	63	3/8	MISSOURI	4-3 SOW	19-38-6	5,444
27	12/9	at Fort Wayne	0-5 L	5-20-2	6,055	64	3/9	at Missouri	7-6 SOW	20-38-6	3,760
28	12/14	at Kalamazoo	1-3 L	5-21-2	2,865	65	3/10	MISSOURI	5-2 W	21-38-6	3,471
29	12/15	MISSOURI	4-5 SOL	5-21-3	2,884	66	3/15	QUAD CITY	4-7 L	21-39-6	4,377
30	12/16	FORT WAYNE	4-1 W	6-21-3	1,894	67	3/16	KNOXVILLE	8-2 W	22-39-6	4,032
31	12/21	at Missouri	1-4 L	6-22-3	3,169	68	3/17	at Kalamazoo	3-2 SOW	23-39-6	1,316
32	12/22	MISSOURI	6-3 W	7-22-3	2,891	69	3/20	MUSKEGON	3-2 W	24-39-6	2,136
33	12/26	MISSOURI	4-6 L	7-23-3	3,316	70	3/22	at Knoxville	7-4 W	25-39-6	2,313
34	12/28	QUAD CITY	1-2 L	7-24-3	4,101	71	3/23	at Asheville	7-3 W	26-39-6	N/A
35	12/29	at Quad City	2-4 L	7-25-3	N/A	72	3/27	KALAMAZOO	4-3 SOW	27-39-6	3,309
36	1/2	FORT WAYNE	0-2 L	7-26-3	2,098	73	3/29	QUAD CITY	4-5 L	27-40-6	7,420
37	1/4	at Knoxville	4-8 L	7-27-3	2,105	74	3/30	at Missouri	3-6 L	27-41-6	6,007

2001-02 Team Leaders

Points:	David Hoogsteen	69
Goals:	David Hoogsteen	33
Assists:	David Hoogsteen	36
Penalty Minutes:	Ernie Thorp	190
Plus/Minus:	T.J. Guidarelli	+12
Wins:	J.F. Rivard	14

FINAL STATISTICS FOR 2000-0, 30-38-6, 4TH SOUTHWESTERN DIVISION, 14TH OVERALL

PLAYER	GP	G	A	PTS	+/-	PIM	PP	SH	PLAYER	GP	G	A	PTS	+/-	PIM	PP	SH
Figliomeni, Mike	72	23	39	62	-17	97	8	0	Vokes, Jeremy	10	2	6	8	-6	4	1	0
Checco, Nick	63	23	36	59	-1	33	10	0	Hankinson, Randy	9	0	2	2	-4	8	0	0
Kearns, Justin	66	27	20	47	-20	85	8	0	Miller, Matt	18	0	2	2	-4	9	0	0
Langlois, Jocelyn	66	16	30	46	-13	44	3	0	Rivard, J.F.	60	0	2	2	0	12	0	0
Dumonski, Steve	69	23	20	43	-16	215	8	0	Runge, David	65	0	2	2	-2	185	0	0
DaCosta, Jeff	59	6	30	36	-10	62	5	1	Flynn, Sean	3	1	0	1	-1	0	0	0
Krivomaz, Evgeny	71	11	23	34	-17	76	6	0	Faulkner, Andy	9	1	0	1	-3	6	0	0
Sasseville, Francois	63	17	14	31	-20	70	5	0	Kozel, Vitali	6	0	1	1	-4	8	0	0
Periard, Michel	31	3	14	17	-6	20	1	0	Rysz, Tomasz	1	0	0	0	0	0	0	0
(TOTALS)	54	4	22	26	-12	50	2	0	Fukushima, Shane	1	0	0	0	1	0	0	0
Davies, Dan	69	13	10	23	-9	138	0	0	Brownlee, Patrick	2	0	0	0	-1	0	0	0
Bois, Curtis	68	9	13	22	-27	112	2	0	Von Hiltgen, Kelly	3	0	0	0	-2	16	0	0
Tobin, Mike	58	4	16	20	-5	125	2	0	Coveny, Mike	3	0	0	0	-1	6	0	0
Turgeon, Yan	25	5	13	18	3	18	0	1	Correia, Mike	3	0	0	0	0	0	0	0
(TOTALS)	29	6	13	19	2	20	0	1	Bennbicak, Zoran	4	0	0	0	2	2	0	0
Fattay, Chris	69	5	14	19	-8	52	0	0	Linnik, Maxim	5	0	0	0	0	10	0	0
Zankovets, Eduard	27	7	5	12	-10	4	0	0	Stephens, B.J.	6	0	0	0	-2	8	0	0
Charbonneau, Patrice	70	0	10	10	-26	74	0	0	Ford, Chad	6	0	0	0	0	0	0	0
Smith, Shawn	67	0	5	5	-16	73	0	0	Varga, John	8	0	0	0	-1	2	0	0
Butler, Dave	4	0	1	1	3	2	0	0	Cruickshank, Curtis	9	0	0	0	0	0	0	0
(TOTALS)	31	0	4	4	3	10	0	0									

GOALIE	GPI	MIN	AVG	W	L	SOL	SOW	EN	SO	SOG	SOA	GA	SAVES	SPCT
Rivard, J.F.	60	3465:31	3.12	26	27	4	8	3	1	18	57	180	1907	0.914
Cruickshank, C.	9	489:04	3.56	3	5	1	2	2	0	6	14	29	226	0.886
Ford, Chad	6	310:10	4.26	1	3	1	1	0	0	3	12	22	133	0.858
Correia, Mike	3	159:00	4.91	0	3	0	0	1	0	0	0	13	69	0.841

2000-01 Recap

The IceHogs failed to repeat their playoff appearance in their second season in the Forest City. The season would mark the end of the Dale DeGray era in Rockford, as the first-ever coach for the Hogs was not re-tained at season's end.

The tail end of the Hogs' season was marred by an automobile accident that ended the season prematurely for wingers Nick Checco and Curtis Bois. Checco was leading the club in scoring at the time.

Mike Figliomeni put together another solid season on the ice for Rockford, netting 23g-39a-62pts. IceHogs netminder J.F. Rivard was another bright spot for the Hogs, tying his club record for wins with 26 and turning in a sparkling .914 save percentage.

FINAL STATISTICS FOR 2000-01, GAME-BY-GAME

Game	Date	Opponent	Score	Record	Attn.	Game	Date	Opponent	Score	Record	Attn.
1	10/13	QUAD CITY	0-2 L	0-1-0	7,389	38	1/12	at Kalamazoo	2-3 SOL	13-20-5	3,002
2	10/14	at Quad City	2-6 L	0-2-0	8,679	39	1/13	at Port Huron	0-6 L	13-21-5	N/A
3	10/15	MUSKEGON	4-3 SOW	1-2-0	2,060	40	1/14	at Muskegon	3-4 L	13-22-5	3,343
4	10/20	at Muskegon	1-4 L	1-3-0	2,431	41	1/17	FORT WAYNE	3-4 L	13-23-5	2,579
5	10/21	PORT HURON	2-3 L	1-4-0	4,259	42	1/19	FORT WAYNE	4-2 W	14-23-5	4,737
6	10/25	KNOXVILLE	1-5 L	1-5-0	2,239	43	1/21	QUAD CITY	6-1 W	15-23-5	5,085
7	10/26	ELMIRA	4-6 L	1-6-0	2,150	44	1/28	at Port Huron	7-2 W	16-23-5	N/A
8	10/28	MISSOURI	2-3 SOL	1-6-1	4,039	45	2/1	at Flint	1-5 L	16-24-5	2,427
9	10/29	at Kalamazoo	1-2 L	1-7-1	1,435	46	2/2	at Kalamazoo	4-3 SOW	17-24-5	2,029
10	11/1	at Flint	3-2 SOW	2-7-1	1,740	47	2/3	at Quad City	4-3 W	18-24-5	9,551
11	11/4	at Quad City	1-3 L	2-8-1	8,047	48	2/7	ASHEVILLE	1-4 L	18-25-5	2,630
12	11/5	at Fort Wayne	4-2 W	3-8-1	4,565	49	2/9	PORT HURON	4-3 SOW	19-25-5	3,481
13	11/8	B.C.	6-2 W	4-8-1	2,318	50	2/10	KNOXVILLE	4-6 L	19-26-5	3,393
14	11/10	KALAMAZOO	3-4 SOL	4-8-2	3,534	51	2/11	NEW HAVEN	5-3 W	20-26-5	3,255
15	11/11	MOHAWK VALLEY	4-1 W	5-8-2	3,794	52	2/14	MISSOURI	2-5 L	20-27-5	2,047
16	11/17	QUAD CITY	3-4 SOL	5-8-3	5,229	53	2/20	ADIRONDACK	2-3 L	20-28-5	3,102
17	11/18	at Fort Wayne	5-7 L	5-9-3	5,940	54	2/22	at Fort Wayne	2-6 L	20-29-5	5,059
18	11/19	at Flint	1-7 L	5-10-3	2,598	55	2/23	at Kalamazoo	0-5 L	20-30-5	2,336
19	11/22	FLINT	2-4 L	5-11-3	3,150	56	2/24	MISSOURI	4-1 W	21-30-5	4,127
20	11/24	FLINT	3-2 SOW	6-11-3	4,498	57	2/28	at Asheville	3-5 L	21-31-5	1,597
21	11/25	PORT HURON	4-3 SOW	7-11-3	3,616	58	3/2	at Knoxville	3-0 W	22-31-5	2,691
22	12/1	at Mohawk Valley	5-2 W	8-11-3	1,687	59	3/3	at Missouri	3-2 SOW	23-31-5	5,807
23	12/2	at New Haven	1-4 L	8-12-3	2,270	60	3/7	at Missouri	2-5 L	23-32-5	1,524
24	12/7	at Elmira	3-2 SOW	9-12-3	1,704	61	3/9	FLINT	5-1 W	24-32-5	4,747
25	12/8	at Adirondack	2-1 SOW	10-12-3	1,773	62	3/10	at Kalamazoo	3-1 W	25-32-5	4,530
26	12/9	at B.C.	2-3 SOL	10-12-4	2,777	63	3/11	KALAMAZOO	2-1 W	26-32-5	3,732
27	12/13	QUAD CITY	2-5 L	10-13-4	3,191	64	3/16	at Fort Wayne	3-4 L	26-33-5	6,234
28	12/14	at Flint	5-4 SOW	11-13-4	1,839	65	3/17	at Quad City	2-5 L	26-34-5	2,930
29	12/16	at Muskegon	3-5 L	11-14-4	3,142	66	3/21	KALAMAZOO	5-6 SOL	26-34-6	2,461
30	12/17	MUSKEGON	1-7 L	11-15-4	3,359	67	3/22	KALAMAZOO	1-2 L	26-35-6	4,094
31	12/23	at Port Huron	3-1 W	12-15-4	1,004	68	3/23	at Port Huron	3-5 L	26-36-6	1,502
32	12/26	PORT HURON	2-4 L	12-16-4	2,505	69	3/24	PORT HURON	3-2 W	27-36-6	5,121
33	12/27	KALAMAZOO	4-3 W	13-16-4	4,118	70	3/25	FORT WAYNE	1-4 L	27-37-6	2,869
34	12/29	FORT WAYNE	1-3 L	13-17-4	4,608	71	3/28	MISSOURI	6-5 W	28-37-6	2,742
35	12/30	at Missouri	1-3 L	13-18-4	4,670	72	3/30	QUAD CITY	2-1 SOW	29-37-6	5,739
36	12/31	at Kalamazoo	3-7 L	13-19-4	2,505	73	3/31	at Muskegon	1-3 L	29-38-6	4,033
37	1/6	at Missouri	3-5 L	13-20-4	5,073	74	4/1	MUSKEGON	4-1 W	30-38-6	5,167

2000-01 Team Leaders

Points:	Mike Figliomeni	62
Goals:	Justin Kearns	27
Assists:	Mike Figliomeni	39
Penalty Minutes:	Steve Dumonski	215
Plus/Minus:	Yan Turgeon	+3
	Dave Butler	+3
Wins:	J.F. Rivard	26

FINAL STATISTICS FOR 1999-2000,32-34-8

4TH WESTERN DIVISION, 9TH OVERALL

PLAYER	GP	G	A	PTS	+/-	PIM	PP	SH	PLAYER	GP	G	A	PTS	+/-	PIM	PP	SH
Firth, Jason	73	37	73	110	0	66	8	3	Burfoot, Scott	11	1	5	6	-5	18	0	0
Figliomeni, Mike	74	33	49	82	-1	26	9	3	Davies, Dan	52	2	2	4	-11	72	0	1
Blackned, Brant	62	36	29	65	-1	65	9	0	Alauria, Jim	24	1	3	4	-14	71	0	0
Strachan, Wayne	41	18	27	45	-11	32	9	0	Charbonneau, Pat	43	1	2	3	-3	37	0	0
Gorski, Sheldon	67	14	24	38	8	67	5	0	Makombo, Alex	35	1	1	2	-4	137	0	0
Landmesser, D.	55	10	28	38	3	95	3	1	Lindh, Fredrik	5	0	1	1	-1	2	0	0
Tipler, Curtis	67	16	18	34	-2	46	5	0	Watson, Bruce	8	0	1	1	0	15	0	0
McKinlay, Barry	37	11	23	34	0	26	4	2	Kostuch, Jeff	12	0	1	1	-2	10	0	0
Paquet, Norm	72	20	9	29	-4	30	1	2	Lewis, Adam	16	0	1	1	-5	41	0	0
Krivomaz, E.	69	5	19	24	-7	100	2	0	Holliday, Kevin	20	0	1	1	-6	169	0	0
Cava, Peter	36	7	14	21	-2	35	2	0	Rivard, J.F.	63	0	1	1	0	2	0	0
Welling, Jesse	63	4	10	14	-11	87	0	0	Giesege, Troy	3	0	0	0	0	0	0	0
Smith, Shawn	43	3	8	11	9	86	0	0	Cullain, Scott	4	0	0	0	1	0	0	0
Delarosbil, Ray	36	0	7	7	2	42	0	0	Peterson, Cory	7	0	0	0	0	4	0	0
Soke, Carlos	66	4	2	6	-8	220	0	0	Hueppelsheuser, J	5	0	0	0	-1	2	0	0
Milliken, Rob	29	3	3	6	-6	44	2	0	Correia, Mike	17	0	0	0	0	0	0	0
Koskela, Terho	11	1	5	6	-8	10	1	0	McEachran, S.	20	0	0	0	-4	21	0	0

GOALIE	GPI	MIN	AVG	W	L	SOL	SOW	EN	SO	SOG	SOA	GA	SAVES	SPCT
Rivard, JF	63	3602:20	3.21	26	30	6	9	8	2	26	86	193	1915	0.908
Correia, Mike	17	781:52	4.14	6	4	2	1	0	1	7	19	54	422	0.887
Sinerchia, Mark	2	42:18	7.09	0	0	0	0	0	0	0	0	5	21	0.808

1999-2000 Recap

Rockford, IL was introduced to professional hockey on Friday, Oct. 15, 1999. Dale DeGray was behind the bench as the Hogs' first head coach. The IceHogs won their inaugural game 6-2 over the Knoxville Speed in front of 5,235 at the Rockford MetroCentre. Winger Brant Blackned netted a hat trick in the opener to lead the Hogs.

Rockford qualified for the Colonial Cup Playoffs in its first season, but fell to Jim Duhart and the Madison Kodiaks 2-1. Rockford won its first- ever playoff game against Madison on Friday, April 7, 5-2 at the MetroCentre. Madison took the next two contests in Madison and the series.

Center Jason Firth set a club record and paced the Hogs with 37g-73a-110pts. Firth's point total still stands as tops in Hogs history. Goaltender J.F. Rivard established himself as the first recognizable IceHogs player and first fan favorite on and off the ice. Rivard won 26 games to help fuel the Hogs into the postseason.

Rockford embraced the IceHogs immediately, as the club averaged 3,870 fans during its first season in Rockford.

FINAL STATISTICS FOR 1999-2000, GAME-BY-GAME

Game	Date	Opponent	Score	Record	Attn.	Game	Date	Opponent	Score	Record	Attn.
1	10/15	KNOXVILLE	6-2 W	1-0-0	6,235	38	1/15	at Mohawk Valley	2-4 L	16-17-5	3,616
2	10/16	at Quad City	3-4 L	1-1-0	9,552	39	1/19	B.C.	4-2 W	17-17-5	2,791
3	10/17	KNOXVILLE	1-3 L	1-2-0	2,592	40	1/21	ASHEVILLE	5-3 W	18-17-5	4,864
4	10/20	MADISON	3-0 W	2-2-0	3,905	41	1/22	FORT WAYNE	1-4 L	18-18-5	3,635
5	10/22	at Adirondack	3-4 SOL	2-2-1	5,829	42	1/23	MADISON	5-2 W	19-18-5	2,493
6	10/24	at Adirondack	2-3 L	2-3-1	2,359	43	1/27	at Madison	3-4 SOL	19-18-6	2,311
7	10/27	at Quad City	6-5 W	3-3-1	6,647	44	1/29	at Fort Wayne	4-5 L	19-19-6	6,617
8	10/31	MADISON	2-1 W	4-3-1	2,877	45	2/4	at Muskegon	3-2 W	20-19-6	3,632
9	11/5	at Asheville	7-0 W	5-3-1	3,392	46	2/5	at Muskegon	10-7 W	21-19-6	3,076
10	11/6	at Asheville	4-5 SOL	5-3-2	3,015	47	2/6	at Madison	3-2 W	22-19-6	1,317
11	11/7	at Knoxville	5-2 W	6-3-2	2,432	48	2/9	KNOXVILLE	3-4 L	22-20-6	3,028
12	11/12	B.C.	5-3 W	7-3-2	4,751	49	2/11	MUSKEGON	2-3 L	22-21-6	4,317
13	11/13	at Fort Wayne	2-1 W	8-3-2	6,628	50	2/12	MISSOURI	3-5 L	22-22-6	6,301
14	11/17	FORT WAYNE	1-2 L	8-4-2	2,671	51	2/13	MADISON	4-6 L	22-23-6	2,496
15	11/19	QUAD CITY	4-6 L	8-5-2	6,885	52	2/16	at Muskegon	2-4 L	22-24-6	2,632
16	11/20	SAGINAW	6-3 W	9-5-2	2,827	53	2/18	at Flint	3-6 L	22-25-6	3,021
17	11/21	FORT WAYNE	1-2 L	9-6-2	2,296	54	2/19	at Port Huron	2-5 L	22-26-6	2,883
18	11/24	FORT WAYNE	2-3 SOL	9-6-3	3,314	55	2/20	at Mohawk Valley	3-2 W	23-26-6	3,066
19	11/26	ASHEVILLE	3-5 L	9-7-3	4,220	56	2/23	MADISON	1-3 L	23-27-6	3,461
20	11/27	MOHAWK VALLEY	2-2 W	10-7-3	4,243	57	2/24	at Fort Wayne	7-4 W	24-27-6	4,489
21	12/2	at Missouri	0-3 L	10-8-3	4,373	58	2/26	QUAD CITY	2-5 L	24-28-6	5,901
22	12/4	at Missouri	1-5 L	10-9-3	5,089	59	2/27	PORT HURON	2-0 W	25-28-6	2,193
23	12/10	at Quad City	5-10 L	10-10-3	7,108	60	3/5	at Missouri	7-3 W	26-28-6	4,026
24	12/11	at Missouri	2-5 L	10-11-3	6,896	61	3/10	MUSKEGON	2-1 W	27-28-6	3,871
25	12/17	MISSOURI	3-2 W	11-11-3	4,599	62	3/11	QUAD CITY	1-6 L	27-29-6	5,915
26	12/18	SAGINAW	5-1 W	12-11-3	2,897	63	3/12	PORT HURON	5-4 W	28-29-6	2,193
27	12/19	FLINT	4-5 SOL	12-11-4	3,226	64	3/15	MUSKEGON	0-4 L	28-30-6	3,439
28	12/26	at Quad City	3-2 W	13-11-4	8,479	65	3/18	at Muskegon	0-4 L	28-31-6	3,040
29	12/27	at Quad City	1-7 L	13-12-4	7,669	66	3/19	at Fort Wayne	3-2 W	29-31-6	6,257
30	12/28	MOHAWK VALLEY	3-2 W	14-12-4	4,096	67	3/22	at Flint	0-10 L	29-32-6	2,534
31	12/29	MADISON	4-3 W	15-12-4	5,519	68	3/24	at Madison	5-3 W	30-32-6	2,611
32	12/31	at Ohio	1-3 L	15-13-4	294	69	3/25	OHIO	7-5 W	31-32-6	5,493
33	1/2	at Flint	2-3 L	15-14-4	2,551	70	3/26	MISSOURI	2-5 L	31-33-6	2,208
34	1/7	at Ohio	6-1 W	16-14-4	270	71	3/29	MADISON	4-5 SOL	31-33-7	3,203
35	1/8	at Port Huron	2-4 L	16-15-4	2,982	72	3/31	MISSOURI	1-3 L	31-34-7	4,611
36	1/12	at B.C.	5-7 L	16-16-4	1,953	73	4/1	at Muskegon	4-5 SOL	31-34-8	3,743
37	1/14	at B.C.	4-5 SOL	16-16-5	3,154	74	4/2	MUSKEGON	4-2 W	32-34-8	

Team Info

Hockey Ops

2022-23 Recap

Records

Playoff Records

Team History

Alumni

Season Recaps

Opponents

1999-2000 Team Leaders

Points:	Jason Firth	110
Goals:	Jason Firth	37
Assists:	Jason Firth	73
Penalty Minutes:	Carlos Soke	220
Plus/Minus:	Shawn Smith	+9
Wins:	J.F. Rivard	26

PLAYOFF STATISTICS FOR 2023

#	Player	GP	G	A	PTS	+/-	PIM	PP	SH	Iowa vs. Rockford: First Round						
										DATE	GAME	ATTN	GWG			
72	Alex Vlasic	5	0	5	5	-2	0	0	0	Apr. 19	IceHogs 3 vs. Iowa 2 (OT)	3,100	Rocco Grimaldi			
56	Rocco Grimaldi	5	1	3	4	-3	2	0	0	Apr 21	IceHogs 4 at Iowa 3 (OT)	6,090	Buddy Robinson			
15	Joey Anderson	5	2	1	3	-4	0	1	0	IceHogs Win Series, 2-0						
17	David Gust	5	2	1	3	-2	0	0	0							
71	Michal Tepy	5	2	1	3	1	2	1	0	Texas vs. Rockford: Central Division Finals						
41	Isaak Phillips	5	1	2	3	-1	2	1	0	DATE	GAME	ATTN	GWG			
76	Jakub Galvas	5	0	3	3	2	0	0	0	Apr. 28	IceHogs 3 vs. Texas 5	4,358	Nick Caamano			
91	D.J. Busdeker	5	1	1	2	2	2	0	0	Apr. 30	IceHogs 1 vs. Texas 4	4,533	Riley Barber			
53	Buddy Robinson	5	1	1	2	2	4	0	0	May 3	IceHogs 2 at Manitoba 4	6,338	Oskari Laaksonen			
62	Brett Seney	5	1	1	2	-1	6	0	0	Stars Win Series, 3-0						
39	Luke Philp	5	0	2	2	-1	0	0	0							
49	Bobby Lynch	5	1	0	1	-1	4	0	0							
27	Lukas Reichel	5	1	0	1	-4	0	0	0	GP	W	L	GF	GA	PIM	
75	Alec Regula	5	0	1	1	-2	10	0	0	Iowa	2	0	2	5	7	16
48	Filip Roos	5	0	1	1	-4	4	0	0	Rockford	2	0	7	5	12	
46	Louis Crevier	2	0	0	0	-1	0	0	0	GP	W	L	GF	GA	PIM	
45	Kale Howarth	2	0	0	0	-2	0	0	0	Texas	3	3	0	13	6	40
73	Jalen Luypen	3	0	0	0	1	0	0	0	Rockford	3	0	3	6	13	28
68	Andy Welinski	3	0	0	0	0	2	0	0							
86	Mike Hardman	5	0	0	0	-2	2	0	0							
TOTALS		5	13	23	36	-22	40	3	0							
Goalie		GP	MINS	AVG	W	L	EN	SO	GA	SAVES	SPCT					
Arvid Soderblom		5	302	3.18	2	3	2	0	16	137	.895					

PLAYOFF STATISTICS FOR 2022

#	Player	GP	G	A	PTS	+/-	PIM	PP	SH	Chicago vs. Rockford: Central Division Semifinals			
										DATE	GAME	ATTN	GWG
27	Lukas Reichel	5	2	0	2	-3	0	0	0	Apr. 21	IceHogs 2 at Chicago 1	7,317	Adam Clendening
15	Carson Gicewicz	5	1	1	2	1	4	0	0	Apr 22	IceHogs 5 vs. Chicago 2	5,148	Matthew Highmore
51	Ian Mitchell	5	1	1	2	1	0	1	0	Apr. 26	IceHogs 2 at Chicago 1 3OT	4,633	Victor Ejdsell
41	Isaak Phillips	5	0	2	2	3	4	0	0	IceHogs Win Series, 3-0			
40	Arvid Soderblom	5	0	2	2	0	0	0	0	Manitoba vs. Rockford: Central Division Finals			
26	Evan Barratt	5	1	0	1	-2	6	0	0	DATE	GAME	ATTN	GWG
39	Dylan McLaughlin	5	1	0	1	-3	0	0	0	May 4	IceHogs 4 at Manitoba 2	3,816	John Hayden
75	Alec Regula	5	1	0	1	-5	6	1	0	May 5	IceHogs 4 at Manitoba 1	3,955	Chris DiDomenico
45	Cameron Morrison	4	0	1	1	1	0	0	0	May 9	IceHogs 4 vs. Manitoba 1	3,184	Victor Ejdsell
91	D.J. Busdeker	5	0	1	1	-1	2	0	0	May 11	IceHogs 6 vs. Manitoba 3	4,516	Victor Ejdsell
48	Wyatt Kalynuk	5	0	1	1	-7	6	0	0	IceHogs Win Series, 4-0			
36	Josiah Slavin	5	0	1	1	0	4	0	0	Texas vs. Rockford: Western Conference Finals			
53	Michal Teplý	5	0	1	1	-1	0	0	0	DATE	GAME	ATTN	GWG
74	Nicolas Beaudin	1	0	0	0	-1	0	0	0	May 18	IceHogs 2 at Texas 4	6,150	
31	Cale Morris	1	0	0	0	0	0	0	0	May 20	IceHogs 2 at Texas 3 OT	5,938	
59	Jakub Pour	1	0	0	0	0	0	0	0	May 22	IceHogs 5 vs. Texas 6	2,923	
84	Andrei Altybarmakian	2	0	0	0	-4	2	0	0	May 24	IceHogs 3 vs. Texas 2 OT	3,291	Victor Ejdsell
64	Dmitry Osipov	3	0	0	0	-1	2	0	0	May 25	IceHogs 3 vs. Texas 1	3,901	Luke Johnson
76	Jakub Galvas	4	0	0	0	-3	0	0	0	May 28	IceHogs 1 at Texas 2 OT	5,961	
79	Kurtis Gabriel	5	0	0	0	-1	12	0	0	Texas Wins Series, 4-2			
86	Mike Hardman	5	0	0	0	-2	2	0	0				
14	Garrett Mitchell	5	0	0	0	0	4	0	0				
55	Ryan Stanton	5	0	0	0	-1	6	0	0				
TOTALS		5	7	11	18	-29	60	2	0				

	GP	W	L	GF	GA	PIM
Chicago	3	0	3	4	9	38
Rockford	3	3	0	9	4	30

	GP	W	L	GF	GA	PIM
Manitoba	4	0	4	7	18	54
Rockford	4	4	0	18	7	36

	GP	W	L	GF	GA	PIM
Texas	4	4	2	18	16	63
Rockford	4	2	4	16	18	83

Goalie	GPI	MINS	AVG	W	L	EN	SO	GA	SAVES	SPCT
Jeff Glass	3	203	1.48	2	1	0	5	106	.955	
Collin Delia	10	667	2.34	7	3	0	26	314	.924	
Empty Net	7									
TOTALS	13	876	2.12	9	4	0	31	420	.931	

Team Info

Hockey Ops

2022-23 Recap

Records

Playoff Records

PLAYOFF STATISTICS FOR 2018

#	Player	GP	G	A	PTS	+/-	PIM	PP	SH	Chicago vs. Rockford: Division Semifinals			
										DATE	GAME	ATTN	GWG
22	Chris DiDomenico	13	7	11	18	1	22	3	0	Apr 21	Rockford 2 at Chicago 1	7,317	Adam Clendening
2	Adam Clendening	13	1	13	14	4	8	1	0	Apr 22	Chicago 2 at Rockford 5	5,418	Matthew Highmore
44	Cody Franson	13	6	7	13	6	9	4	0	Apr 26	Rockford 4 at Chicago 3(OT)	4,633	Victor Ejdsell
39	Victor Ejdsell	13	7	5	12	5	2	3	0	(Rockford wins series 3-0)			
32	Carl Dahlström	13	3	6	9	4	4	2	0	Manitoba vs. Rockford: Division Finals			
9	Matthew Highmore	13	2	7	9	8	2	1	0	DATE	GAME	ATTN	GWG
37	Luke Johnson	13	4	4	8	7	6	1	0	May 4	Rockford 4 at Manitoba 2	3,816	John Hayden
28	Tyler Sikura	13	5	1	6	0	2	3	0	May 5	Rockford 4 at Manitoba 1	3,955	Chris DiDomenico
27	Andreas Martinsen	13	2	3	5	3	32	0	0	May 9	Rockford 4 vs. Manitoba 1	3,184	Victor Ejdsell
19	Gustav Forsling	13	1	4	5	-3	6	0	0	May 11	Rockford 6 vs. Manitoba 3	4,516	Victor Ejdsell
45	Anthony Louis	9	0	5	5	-5	0	0	0	(Rockford wins series 4-0)			
8	Viktor Svedberg	13	0	5	5	2	18	0	0	Manitoba vs. Rockford: Division Finals			
40	John Hayden	13	3	0	3	-1	2	0	0	DATE	GAME	ATTN	GWG
10	Tanner Kero	12	0	3	3	0	8	0	0	May 18	IceHogs 2 at Texas 4	6,150	Remi Elie
16	Will Pelletier	13	2	0	2	-2	6	0	0	May 20	IceHogs 2 at Texas 3 OT	5,938	Curtis McKenzie
17	Lance Bouma	13	1	1	2	-1	12	0	0	May 22	IceHogs 5 vs. Texas 6 OT	2,923	Curtis McKenzie
24	Darren Raddysh	9	0	2	2	-4	4	0	0	May 24	IceHogs 3 vs. Texas 2 OT	3,291	Victor Ejdsell
7	David Kampf	13	1	0	1	0	2	0	0	May 25	IceHogs 3 vs. Texas 1	3,901	Luke Johnson
26	Alex Fortin	1	0	0	0	0	0	0	0	May 28	IceHogs 1 at Texas 2 OT	5,961	Roope Hintz
30	Jeff Glass	3	0	0	0	0	0	0	0	Texas Wins Series, 4-2			
15	Henrik Samuelsson	4	0	0	0	0	2	0	0				
36	Joni Tuulola	4	0	0	0	-1	2	0	0				
1	Collin Delia	10	0	0	0	0	0	0	0				
Totals		13	45	77	122	23	149	18	0				

	GP	W	L	GF	GA	PIM
Chicago	3	0	3	6	11	38
Rockford	3	3	0	11	6	30

	GP	W	L	GF	GA	PIM
Manitoba	4	0	4	7	18	54
Rockford	4	4	0	18	7	36

	GP	W	L	GF	GA	PIM
Texas	6	4	2	18	16	63
Rockford	6	2	4	16	18	83

Goalie	GPI	MINS	AVG	W	L	EN	SO	GA	SAVES	SPCT
Jeff Glass	3	203	1.48	2	1	0	5	106	.955	
Collin Delia	10	667	2.34	7	3	0	26	314	.924	
Empty Net	7									
TOTALS	13	876	2.12	9	4	0	31	420	.931	

Team History

Alumni

Season Recaps

Opponents

PLAYOFF STATISTICS FOR 2016

Player	GP	G	A	PTS	+/-	PIM	PP	SH	GWG
Motte, Tyler	3	2	0	2	-5	0	1	0	0
McNeill, Mark	3	1	1	2	-3	0	0	0	0
Rasmussen, Dennis	3	1	1	2	-2	0	0	0	0
Dowell, Jake	3	0	2	2	0	4	0	0	0
Kero, Tanner	3	0	2	2	-3	0	0	0	0
Carlsson, Jonathan	2	1	0	1	2	0	0	0	0
Hartman, Ryan	3	1	0	1	2	4	1	0	0
Fraser, Matt	2	0	1	1	-1	2	0	0	0
Mattson, Nick	2	0	1	1	-5	0	0	0	0
Bickell, Bryan	3	0	1	1	1	2	0	0	0
Dahlstrom, Carl	3	0	1	1	1	2	0	0	0
Pokka, Ville	3	0	1	1	-6	0	0	0	0
Schilling, Cameron	3	0	1	1	0	0	0	0	0
Haggerty, Ryan	1	0	0	0	-1	0	0	0	0
Walters, Dane	1	0	0	0	0	0	0	0	0
DeSousa, Chris	2	0	0	0	-1	0	0	0	0
Norell, Robin	2	0	0	0	-2	2	0	0	0
Baun, Kyle	3	0	0	0	-2	0	0	0	0
Carruth, Mac	3	0	0	0	0	0	0	0	0
Gotovets, Kirill	3	0	0	0	-1	0	0	0	0
Hinostroza, Vinnie	3	0	0	0	-3	2	0	0	0
Liambas, Mike	3	0	0	0	0	16	0	0	0
TOTALS	3	6	12	18	-29	34	2	0	0

Lake Erie vs. Rockford: West Conference Quarterfinals							
DATE	GAME	ATTN	GWG				
April 20	Lake Erie 5 at Rockford 2	2,586	Dean Kukan				
April 21	Lake Erie 5 at Rockford 1	2,626	Oliver Bjorkstrand				
April 23	Rockford 3 at Lake Erie 5	10,025	Oliver Bjorkstrand				
(Lake Erie wins series 3 game to 0) 15,237							
		GP	W	L	GF	GA	PIM
Lake Erie	3	3	0	3	15	6	32
Rockford	3	0	3	6	15	34	

Goalie	GPI	MINS	AVG	W	L	EN	SO	GA	SAVES	SPCT
Carruth, Mac	3	172	4.53	0	3	2	0	13	76	0.854
TOTALS	3	172	4.53	0	3	2	0	13	76	0.854

PLAYOFF STATISTICS FOR 2015

Player	GP	G	A	PTS	+/-	PIM	PP	SH	GWG
Johns, Stephen	8	3	4	7	+4	4	0	0	2
Abbott, Spencer	8	3	3	6	0	2	2	0	0
Mashinter, Brandon	8	3	3	6	+2	4	1	0	0
Danault, Phillip	8	3	2	5	-8	20	0	0	0
Regin, Peter	8	1	4	5	-3	2	1	0	1
McNeill, Mark	8	2	2	4	+3	2	0	1	0
Svedberg, Viktor	8	0	4	4	+4	8	0	0	0
Kero, Tanner	6	2	1	3	-3	0	0	0	0
Hartman, Ryan	8	2	1	3	-6	8	1	0	0
Ross, Garrett	8	2	1	3	+6	2	0	0	0
Pokka, Ville	8	0	3	3	-4	0	0	0	0
Gotovets, Kirill	8	1	1	2	-1	2	0	0	1
Seabrook, Keith	7	0	2	2	-2	10	0	0	0
Miskovic, Zach	2	1	0	1	0	2	0	0	0
Broadhurst, Alex	7	0	1	1	-3	2	0	0	0
Bass, Cody	8	0	1	1	-5	31	0	0	0
Labrie, P.C.	8	0	1	1	-3	28	0	0	0
Carruth, Mac	1	0	0	0	0	0	0	0	0
Carey, Matt	2	0	0	0	-1	0	0	0	0
Walters, Dane	2	0	0	0	-1	0	0	0	0
Norell, Robin	3	0	0	0	0	2	0	0	0
Press, Robin	4	0	0	0	-3	0	0	0	0
Rasmussen, Dennis	7	0	0	0	0	2	0	0	0
Leighton, Michael	8	0	0	0	0	2	0	0	0
TOTALS	8	23	34	57	-8	141	4	1	4

Texas vs. Rockford: West Conference Quarterfinals							
DATE	GAME	ATTN	GWG				
April 24	Rockford 4 at Texas 2	4,375	Kirill Gotovets				
April 25	Rockford 4 at Texas 1	4,978	Peter Regin				
April 29	Texas 2 at Rockford 3 OT	3,905	Stephen Johns				
(Rockford wins series 3 game to 0) 13,258							
		GP	W	L	GF	GA	PIM
Texas	3	0	3	5	11	40	40
Rockford	3	3	0	11	5	22	

Grand Rapids vs. Rockford: West Division Semifinals							
DATE	GAME	ATTN	GWG				
May 6	Rockford 3 at Grand Rapids 5	3,954	Teemu Pulkkinen				
May 8	Rockford 1 at Grand Rapids 5	7,593	Anthony Mantha				
May 13	Grand Rapids 1 at Rockford 4	1,780	Ryan Hartman				
May 14	Grand Rapids 2 at Rockford 1	1,620	Tyler Bertuzzi				
May 17	Grand Rapids 5 at Rockford 3	1,624	Tyler Bertuzzi				
(Grand Rapids wins series 4 game to 1)							
		GP	W	L	GF	GA	PIM
Grand Rapids	5	4	1	18	12	78	
Rockford	5	1	4	12	18	115	

Goalie	GPI	MINS	AVG	W	L	EN	SO	GA	SAVES	SPCT
Leighton, Michael	8	440	2.59	4	3	0	0	1	216	0.919
Carruth, Mac	1	34	3.51	0	1	2	0	13	13	0.867
TOTALS	8	474	3.05	4	4	2	0	14	229	0.893

PLAYOFF STATISTICS FOR 2010

Player	GP	G	A	PTS	+/-	PIM	PP	SH	GWG	Texas vs. Rockford: West Division Semifinals			
										DATE	GAME	ATTN. GWG	
Beach, Kyle	4	3	0	3	-2	6	3	0	0	Fri., April 16	Rockford 1 at Texas 2	5,826	Raymond Sawada
Connely, Brian	4	0	3	3	-3	2	0	0	0	Sat., April 17	Rockford 1 at Texas 3	6,212	Perttu Lindgren
Klinkhammer, Rob	4	0	2	2	-2	2	0	0	0	Wed., April 21	Texas 6 at Rockford 1	3,232	Jamie Benn
Cullen, Mark	4	0	2	2	-2	2	0	0	0	Fri., April 23	Texas 4 at Rockford 2	2,403	Andrew Hutchinson
Kearns, Bracken	4	0	2	2	+1	2	0	0	0	(Texas wins series 4 game to 0)			17,673
Smith, Ben	3	1	0	1	0	0	0	0	0				
MacArthur, Pete	3	0	1	1	0	0	0	0	0				
Richmond, Danny	4	0	1	1	-4	5	0	0	0				
Toivonen, Hannu	1	0	0	0	0	0	0	0	0				
Stanton, Ryan	2	0	0	0	-1	0	0	0	0				
Brennan, Mike	3	0	0	0	-1	0	0	0	0				
Greentree, Kyle	3	0	0	0	-1	19	0	0	0				
Hobson, Adam	3	0	0	0	-3	4	0	0	0				
Lalonde, Shawn	3	0	0	0	-6	2	0	0	0				
Bois, Danny	4	0	0	0	-3	20	0	0	0				
Brophey, Evan	4	0	0	0	-4	2	0	0	0				
Crawford, Corey	4	0	0	0	0	0	0	0	0				
Dowell, Jake	4	0	0	0	-3	0	0	0	0				
Keith, Matt	4	0	0	0	-4	2	0	0	0				
Petiot, Richard	4	0	0	0	0	4	0	0	0				
Phillips, David	4	0	0	0	-1	0	0	0	0				
Skille, Jack	4	0	0	0	-3	0	0	0	0				
TOTALS	4	5	10	15	-41	77	3	6	0				
Goalie	GPI	MINS	AVG	W	L	EN	SO	GA	SAVES	SPCT			
Toivonen, Hannu	1	20	3.00	0	0	0	1	4	0.800				
Crawford, Corey	4	216	3.61	0	4	1	0	13	88	0.871			
TOTALS	5	236	3.56	0	4	1	0	14	92	0.868			

PLAYOFF STATISTICS FOR 2009

PLAYER	GP	G	A	PTS	+/-	PIM	PP	SH	GWG	Milwaukee vs. Rockford: West Division Semifinals			
										DATE	GAME	ATTN. GWG	
Mosienko, Tyler	4	1	1	2	-1	2	1	0	0	Thursday, April 16	Rockford 1 at Milwaukee 3	3,022	Cal O'Reilly
Bickell, Bryan	4	0	2	2	-1	4	0	0	0	Saturday, April 18	Rockford 1 at Milwaukee 3	5,109	Hugh Jessiman
Groulx, Danny	4	0	2	2	-4	2	0	0	0	Sunday, April 19	Milwaukee 3 at Rockford 1	2,946	Triston Grant
Aliu, Akim	1	1	0	1	0	0	1	0	0	Tuesday, April 21	Milwaukee 4 at Rockford 12	0,045	Mike Santorelli
Brophey, Evan	4	1	0	1	-3	0	0	0	0	(Milwaukee wins series 4 games to 0)			13,122
Pelletier, Pascal	4	1	0	1	-7	6	1	0	0				
Brent, Tim	4	0	1	1	-9	2	0	0	0				
Klinkhammer, Rob	4	0	1	1	0	0	0	0	0				
Sharrow, Jimmy	4	0	1	1	-3	0	0	0	0				
Beach, Kyle	1	0	0	0	0	0	0	0	0				
Berti, Adam	1	0	0	0	-1	0	0	0	0				
Radja, Mike	1	0	0	0	0	0	0	0	0				
Brennan, Mike	2	0	0	0	-1	2	0	0	0				
Crawford, Corey	2	0	0	0	0	0	0	0	0				
Niemi, Antti	2	0	0	0	0	0	0	0	0				
Bertram, Dan	3	0	0	0	0	0	0	0	0				
Connely, Brian	3	0	0	0	-2	2	0	0	0				
Dowell, Jake	4	0	0	0	-1	0	0	0	0				
Hambly, Tim	4	0	0	0	-4	0	0	0	0				
Hendry, Jordan	4	0	0	0	-3	2	0	0	0				
Hobson, Adam	4	0	0	0	0	2	0	0	0				
MacArthur, Pete	4	0	0	0	-8	0	0	0	0				
Pineault, Adam	4	0	0	0	0	2	0	0	0				
Stephenson, Logan	4	0	0	0	-3	14	0	0	0				
TOTALS	4	4	8	12	-51	40	3	6	0				
	GPI	MIN	AVG	W	L	EN	SO	GA	SAVES	SPCT			
Crawford, Corey	2	116:40	2.57	0	2	1	0	5	50	0.909			
Niemi, Antti	2	115:08	3.65	0	2	0	0	7	61	0.897			
TOTALS	4	231:48	3.11	0	4	1	0	12	111	0.902			

PLAYOFF STATISTICS FOR 2008

Team Info
Hockey Ops
2022-23 Recap
Records
Playoff Records
Team History
Alumni
Season Recaps
Opponents

PLAYER	GP	G	A	PTS	+/-	PIM	PP	SH	GWG
St. Pierre, Martin	12	2	12	14	+3	12	1	0	0
Versteeg, Kris	12	6	5	11	+4	6	1	1	1
Kontiola, Petri	12	5	5	10	+0	4	3	0	0
Brouwer, Troy	12	5	4	9	+2	16	1	1	2
Nesbitt, Derek	12	3	3	6	-2	12	1	0	2
Bickell, Bryan	12	2	3	5	+2	11	0	0	1
Blunden, Michael	12	1	3	4	+3	35	0	0	0
Fahey, Jim	12	1	3	4	+10	18	0	0	0
Hjalmarsson, Niklas	12	0	4	4	+2	8	0	0	0
Skille, Jack	12	2	1	3	-4	6	0	0	0
Fraser, Colin	12	1	2	3	+4	28	0	0	1
Morgan, Gavin	11	1	1	2	+2	24	0	0	0
Dowell, Jake	12	1	1	2	-3	6	0	1	0
Marsh, Tyson	12	0	2	2	+4	4	0	1	0
Berti, Adam	5	1	0	1	+2	2	0	0	0
Fletcher, Justin	11	0	1	1	-2	6	0	0	0
Domish, Jerramie	12	0	1	1	0	18	0	0	0
Brophey, Evan	1	0	0	0	0	0	0	0	0
Hendry, Jordan	1	0	0	0	-1	2	0	0	0
Bolland, David	7	0	0	0	0	8	0	0	0
Stokes, Ryan	12	0	0	0	+8	14	0	0	0
TOTALS	12	31	47	78	+34	244	7	3	7

	GPI	MIN	AVG	W	L	EN	SO	GA	SAVES	SPCT
Crawford, Corey	12	741:15	2.27	7	5	1	0	28	326	0.921
TOTALS	12	746:57	2.33	7	5	1	0	29	326	0.918

Houston vs. Rockford: West Division Semifinals

DATE	GAME	ATTN.	GWG			
Fri., Apr 18	Houston 1 at Rockford 3	2,402	Troy Brouwer			
Sat., Apr 19	Houston 1 at Rockford 0	2,001	Ryan Jones			
Tue., Apr 22	Rockford 2 at Houston 1	2,289	Derek Nesbitt			
Thur., Apr 24	Rockford 2 at Houston 1	2,552	Kris Versteeg			
Fri., Apr 25	Rockford 5 at Houston 2	4,144	Bryan Bickell			
(Rockford wins series 4 games to 1)						
		14,388				
	GP	W	L	GF	GA	PIM
Houston	5	1	4	6	12	63
Rockford	5	4	1	12	6	58

Chicago vs. Rockford: West Division Finals

DATE	GAME	ATTN.	GWG			
Thur., May 1	Rockford 1 at Chicago 4	3,604	Darren Haydar			
Sat., May 3	Rockford 3 at Chicago 7	6,323	Colin Stuart			
Sun., May 4	Chicago 1 at Rockford 3	3,028	Derek Nesbitt			
Wed., May 7	Chicago 2 at Rockford 3	2,405	Troy Brouwer			
Fri., May 9	Rockford 5 at Chicago 1	4,610	Colin Fraser			
Sun., May 11	Chicago 4 at Rockford 3	3,306	Jason Krog			
Tue., May 13	Rockford 1 at Chicago 4	5,218	Jason Krog			
(Chicago wins series 4 games to 3)						
		28,494				
	GP	W	L	GF	GA	PIM
Chicago	7	4	3	22	19	214
Rockford	7	3	4	19	22	196

PLAYOFF STATISTICS FOR 2007

PLAYER	GP	G	A	PTS +/-	PIM	PP	SH	GWG
Ulanski, Kevin	17	8	13	21 +8	18	0	2	0
Mizzi, Preston	17	9	11	20 +5	45	2	1	0
Corbeil, Nicolas	17	9	11	20 +7	28	1	1	2
Johnson, Chaz	17	6	9	15 +15	16	1	1	0
Gens, Matt	17	2	11	13 +11	18	1	0	1
Boeser, Dan	17	2	10	12 +7	6	1	0	1
Lutz, Nathan	17	3	8	11 +17	28	0	0	0
Doucet, Benoit	15	3	6	9 +4	8	2	0	1
Watson, Bruce	12	5	3	8 +6	32	0	0	0
Betts, Kaleb	14	4	4	8 0	39	3	0	2
Notermann, Jason	16	5	2	7 +3	33	1	0	3
Cockburn, Bryce	17	1	5	6 -1	16	0	0	0
Fritshaw, Luke	17	1	4	5 +15	24	0	0	0
Ralph, Jason	9	1	4	5 +2	8	0	0	0
Hessler, Corey	17	2	1	3 -4	12	1	0	0
Brown, Paul	14	1	1	2 -4	20	0	0	0
Bennefield, Jesse	9	1	1	2 -3	6	0	0	1
Letizia, Mike	13	1	0	1 -2	8	0	0	1
Cloutier, Frederic	17	0	0	0 0	6	0	0	0
Moreland, Jake	4	0	0	0 0	0	0	0	0
TOTALS	17	64	104	168 +94	377	13	5	12

	GPI	MIN	AVG	W	L	EN	SO	GA	SAVES	SPCT
Cloutier, Frederic	17	985:25	2.31	12	5	1	0	38	430	0.919
Moreland, Jake	4	32:30	5.54	0	0	0	0	3	15	0.833
TOTALS	17	1,017:55	2.59	12	5	1	0	41	445	0.910

Quad City vs. Rockford: Round 1

DATE	GAME	ATTN.	GWG			
Fri, April 13	Quad City 2 at Rockford 6	3,657	Nicolas Corbeil			
Sun, April 15	Quad City 1 at Rockford 3	2,957	Jesse Bennefield			
Wed, April 18	Rockford 1 at Quad City 3	3,303	Chad Woollard			
Fri, April 20	Rockford 3 at Quad City 1	5,332	Benoit Doucet			
Sun, April 22	Quad City 4 at Rockford 8	2,658	Nicolas Corbeil			
(Rockford wins series 4 games to 1)						
Series 'D'						
	GP	W	L	GF	GA	PIM
Quad City	5	1	4	11	21	116
Rockford	5	4	1	21	11	98

Fort Wayne vs. Rockford: Semifinals

DATE	GAME	ATTN.	GWG			
Fri., Apr 27	Rockford 0 at Fort Wayne 3	7,044	Pascal Morency			
Sun., Apr 29	Rockford 5 at Fort Wayne 2	6,303	Kaleb Betts			
Wed., May 2	Fort Wayne 2 at Rockford 3	2,438	Dan Boeser			
Fri., May 4	Fort Wayne 2 at Rockford 5	3,490	Jason Notermann			
Sat., May 5	Rockford 5 at Fort Wayne 4	6,319	Jason Notermann			
(Rockford wins series 4 games to 1)						
Series 'F'						
	GP	W	L	GF	GA	PIM
Fort Wayne	5	1	4	13	18	134
Rockford	5	4	1	18	13	108

2007 COLONIAL CUP FINALS

PLAYER	GP	G	A	PTS +/-	PIM	PP	SH	GWG
Gens, Matt	7	1	7	8 +2	4	1	0	1
Ulanski, Kevin	7	4	3	7 0	16	0	1	0
Johnson, Chaz	7	3	4	7 +7	4	0	1	0
Corbeil, Nicolas	7	3	4	7 -1	16	0	0	0
Watson, Bruce	7	3	2	5 +2	12	0	0	0
Lutz, Nathan	7	1	3	4 +7	10	0	0	0
Mizzi, Preston	7	1	2	3 -1	19	1	0	0
Boeser, Dan	7	1	2	3 0	0	0	0	0
Doucet, Benoit	7	1	2	3 +2	6	1	0	0
Betts, Kaleb	6	2	1	3 -3	31	2	0	1
Notermann, Jason	7	2	1	3 +2	21	0	0	1
Cockburn, Bryce	7	1	2	3 0	14	0	0	0
Fritshaw, Luke	7	0	2	2 +6	2	0	0	0
Ralph, Jason	4	1	1	2 -1	6	0	0	0
Hessler, Corey	7	1	1	2 -4	0	0	0	0
Letizia, Mike	6	1	0	1 0	2	0	0	1
Brown, Paul	4	0	0	0 +2	4	0	0	0
Bennefield, Jesse	1	0	0	0 0	0	0	0	0
Cloutier, Frederic	7	0	0	0 0	4	0	0	0
Moreland, Jake	2	0	0	0 0	0	0	0	0
TOTALS	7	25	37	62 +20	171	5	2	4

	GP	MIN	AVG	W	L	EN	SO	GA	SAVES	SPCT
Cloutier, Frederic	7	421:35	2.56	4	3	0	0	18	181	0.910
Moreland, Jake	2	1:02	0.00	0	0	0	0	0	0	0.000
TOTALS	7	422:37	2.53	4	3	0	0	18	181	0.910

Kalamazoo vs. Rockford: Colonial Cup Finals

DATE	GAME	ATTN.	GWG
Fri., May 11	Kalamazoo 2 at Rockford 3 OT	3,271	Matt Gens
Sun., May 13	Kalamazoo 2 at Rockford 6	3,235	Kaleb Betts
Wed., May 16	Rockford 0 at Kalamazoo 3	2,254	Derek Ryan
Sat., May 19	Rockford 5 at Kalamazoo 6	3,821	Tyler Willis
Sun., May 20	Kalamazoo 1 at Rockford 6	3,916	Mike Letizia
Tue., May 22	Rockford 1 at Kalamazoo 6	2,644	Jeff Brown
Thur., May 24	Kalamazoo 1 at Rockford 3	6,236	Jason Notermann
(Rockford wins series 4 games to 3)			25,377

Series 'G'	GP	W	L	GF	GA	PIM
Kalamazoo	7	3	4	20	25	154
Rockford	7	4	3	25	20	171

Team Info
Hockey Ops
2022-23 Recap
Records
Playoff Records
Team History
Alumni
Season Recaps
Opponents

PLAYOFF STATISTICS FOR 2006

PLAYER GP G A PTS +/- PIM PP SH GWG

Tibbetts, Billy	7	7	3	10	0	20	4	0	0
Mizzi, Preston	9	0	10	10	-1	32	0	0	0
Barber, Greg	9	5	3	8	+6	8	0	3	1
Tifu, Yannick	9	1	7	8	-2	12	0	0	1
Johnson, Chaz	9	6	1	7	+1	23	1	0	1
Big Snake, Robin	9	3	2	5	-3	64	1	0	0
Watson, Bruce	9	3	2	5	-1	31	1	0	0
Notermann, Jason	9	2	3	5	+1	10	0	0	0
Yetman, Steve	9	1	4	5	+1	4	0	1	0
Hessler, Corey	8	2	2	4	-2	4	2	0	0
Letizia, Mike	9	1	2	3	+4	4	0	0	0
Carrigan, Ryan	9	0	3	3	+6	8	0	0	0
Voltera, Rob	6	2	0	2	+1	4	0	0	1
Pelletier, Steve	9	0	2	2	+5	11	0	0	0
Gens, Matt	4	0	2	2	+2	7	0	0	0
Boeser, Dan	9	0	1	1	+1	0	0	0	0
Hotham, Andrew	6	0	1	1	+1	14	0	0	0
Ralph, Jason	5	0	1	1	-1	4	0	0	0
Vogel, Ronnie	3	0	1	1	0	0	0	0	0
Bench, Rockford	9	0	0	0	0	0	0	0	0
Dickie, Scott	6	0	0	0	0	0	0	0	0
Robinson, Michel	2	0	0	0	0	0	0	0	0
Lutz, Nathan	0	0	0	0	0	0	0	0	0
Zabkowicz, Tom	0	0	0	0	0	0	0	0	0
TOTALS	9	33	50	83	+9	262	9	5	4

Fort Wayne vs. Rockford: Round 1

DATE	GAME	ATTN.	GWG
Fri., April 21	Fort Wayne 5 at Rockford 7	3,419	Rob Voltera
Sun., April 23	Fort Wayne 1 at Rockford 4	3,078	Chaz Johnson
Tue., April 25	Rockford 4 at Fort Wayne 5	5,486	Ryan Jorde
Thur., April 27	Rockford 6 at Fort Wayne 1	5,898	Yannick Tifu
Fri., April 28	Fort Wayne 1 at Rockford 2	3,553	Greg Barber
(Rockford wins series 4 games to 1)		21,434	

Series 'C'	GP	W	L	GF	GA	PIM
Fort Wayne	5	1	4	16	23	166
Rockford	5	4	1	23	16	144

Kalamazoo vs. Rockford: Round 2 (Semifinals)

DATE	GAME	ATTN.	GWG
Fri., May 5	Rockford 1 at Kalamazoo 3	2,263	Nick Bootland
Sat., May 6	Rockford 7 at Kalamazoo 8	2,907	Lucas Drake
Sun., May 7	Kalamazoo 2 at Rockford 1	2,732	Damian Surma
Wed., May 10	Kalamazoo 3 at Rockford 1	2,587	Tyler Rennette
(Kalamazoo wins series 4 games to 0)		10,489	

Series 'E'	GP	W	L	GF	GA	PIM
Kalamazoo	4	4	0	16	10	68
Rockford	4	0	4	10	16	128

GOALIE GP MIN W L SO GA GAA SAVES SPCT

Dickie, Scott	6	301:56	3	2	0	20	3.97	165	.892
Robinson, Michel	2	81:08	1	0	0	5	3.70	55	.917
Vogel, Ronnie	3	149:35	0	3	0	7	2.81	57	.891
TOTALS	9	532:39	4	5	0	32	3.56	277	.896

PLAYOFF STATISTICS FOR 2005

PLAYER GP G A PTS +/- PIM PP SH

Segal, Brandon	11	11	5	16	7	10	5	1	
Kim, Alex	13	4	12	16	7	27	0	0	
Ruid, J.C.	12	9	5	14	0	8	4	0	
Ralph, Jason	13	3	11	14	8	26	1	0	
Lutz, Nathan	13	3	10	13	10	20	1	0	
Dufour, J.F.	8	3	5	8	-1	2	1	0	
Proulx, Olivier	13	3	4	7	-1	32	1	0	
Aldoff, Rod	13	1	4	5	2	2	0	0	
Hotham, Scott	10	0	4	4	6	4	0	0	
Lafleche, Miguel	13	0	4	4	5	4	0	0	
Skaug, Eric	13	1	2	3	4	8	0	0	
Gobert, Chris	10	2	0	2	0	4	0	0	
Labelle, Eric	11	1	1	2	0	64	0	0	
Harrison, Terry	13	1	1	2	-2	18	0	0	
Watson, Bruce	5	0	1	1	-1	23	0	0	
Malts, Vince	7	0	0	0	0	18	0	0	
Simpson, Reid	7	0	0	0	-2	18	0	0	
Carrigan, Ryan	10	0	0	0	-1	6	0	0	
Pelletier, Steve	13	0	0	0	-2	8	0	0	
Robinson, Michel	13	0	0	0	0	0	0	0	
TOTALS	13	42	69	111	+39	302	13	1	

Kalamazoo vs. Rockford: Round 1

DATE	GAME	ATTN.	GWG
Fri., Apr 15	Rockford 3 at Kalamazoo 0	2,217	Alex Kim
Sat., Apr 16	Rockford 5 at Kalamazoo 1	2,591	Brandon Segal
Tue., Apr 19	Kalamazoo 4 at Rockford 6	2,879	J.C. Ruid
Wed., Apr 20	Kalamazoo 2 at Rockford 1	3,117	Tyler Willis
Fri., Apr 22	Rockford 1 at Kalamazoo 2	OT2,794	Mike Manley
Sat., Apr 23	Kalamazoo 3 at Rockford 4	OT 3,331	Terry Harrison
(Rockford wins series 4 games to 2)		16,929	

GAME

Series 'D' GP W L GF GA PIM MIN MAJ MISC MISC

Kalamazoo	6	2	4	12	20	166	63	4	2	0	0
Rockford	6	4	2	20	12	184	57	6	4	0	0

Fort Wayne vs. Rockford: Round 2 (Semifinals)

DATE	GAME	ATTN.	GWG
Fri., April 29	Rockford 4 at Fort Wayne 7	6,307	Dustin Virag
Sat., April 30	Rockford 4 at Fort Wayne 1	6,752	Nathan Lutz
Wed., May 4	Fort Wayne 3 at Rockford 6	2,884	Brandon Segal
Fri., May 6	Fort Wayne 1 at Rockford 4	4,213	Jason Ralph
Sun., May 8	Rockford 2 at Fort Wayne 3	OT5,088	Colin Chaulk
Mon., May 9	Fort Wayne 4 at Rockford 1	2,633	Chris Grenville
Tue., May 10	Rockford 1 at Fort Wayne 2	OT 6,012	Jonathan Goodwin
(Fort Wayne wins series 4 games to 3)		33,889	

10- GR GAME

Series 'F'	GP	W	L	GF	GA	PIM	MIN	MAJ	MISC	MISC	MISC
Fort Wayne	7	4	3	21	22	136	53	2	1	0	1
Rockford	7	3	4	22	21	118	44	2	1	0	1

GPI MIN AVG W L EN SO GA SAVES SPCT

Robinson, Michel	13	828:53	2.32	7	6	1	1	32	442	0.932
------------------	----	--------	------	---	---	---	---	----	-----	-------

PLAYOFF STATISTICS FOR 2003

PLAYER	GP	G	A	PTS	+/-	PIM	PP	SH	GW	Quad City vs. Rockford: Round 1												
Ford, Michael	2	1	2	3	1	0	0	1	0	DATE	GAME	ATTN.										
Kerr, Kevin	3	2	0	2	-2	8	0	0	0	GW												
Rebek, Jeremy	3	1	1	2	-1	6	0	0	0	Thu., April 3	Rockford 0 at Quad City 4	4,171	Jeff Williams									
Kersey, Brant	3	0	2	2	1	0	0	0	0	Sat., April 5	Rockford 4 at Quad City 8	5,341	Bret Meyers									
Davies, Dan	2	1	0	1	0	0	0	0	0	Sun., April 6	Quad City 3		at Rockford 2 TOT									
Bastien, Joey	3	1	0	1	-1	0	0	0	0													
Dumonski, Steve	2	0	1	1	-1	8	0	0	0													
Homer, Kenzie	3	0	1	1	-3	6	0	0	0	Series 'B'	GP	W	L	GF	GA	PIM	MIN	GR	MAJ	GAME	MISC	MISC
Hewer, Oak	3	0	1	1	-4	2	0	0	0	Quad City	3	3	0	15	6	79	32	1	1	0	0	
Loen, Matt	3	0	1	1	-2	6	0	0	0	Rockford	3	0	3	6	15	91	38	1	0	1	1	
Angell, Nick	3	0	1	1	-2	8	0	0	0													
Fillion, Martin	1	0	0	0	0	0	0	0	0													
Lindin, Anders	1	0	0	0	0	0	0	0	0													
Rivard, J.F.	1	0	0	0	0	0	0	0	0													
Wensley, Clint	2	0	0	0	-1	0	0	0	0													
Nicklin, Brant	2	0	0	0	0	0	0	0	0													
Disher, Jason	3	0	0	0	-2	12	0	0	0													
Alexeev, Alex	3	0	0	0	-3	8	0	0	0													
Cygan, Steve	3	0	0	0	-2	4	0	0	0													
Belik, Karel	3	0	0	0	-1	4	0	0	0													
Olsen, Brad	3	0	0	0	-1	19	0	0	0													
BENCH	3	0	0	0	0	0	0	0	0													
TOTAL	3	6	10	16	-24	91	0	1	0													
GOALIE	GPI	MIN	AVG	W	L	T	EN	SO	GA	SAVES	SPCT											
Rivard, J.F.	1	85:05	2.12	0	0	1	0	0	3	55	0.948											
Fillion, Martin	1	30:14	5.95	0	0	0	0	0	3	19	0.864											
Nicklin, Brant	2	89:46	6.02	0	2	0	0	0	9	48	0.842											
TOTALS	3	205:05	4.39	0	2	1	0	0	15	122	0.891											

PLAYOFF STATISTICS FOR 2000

PLAYER	GP	G	A	PTS	+/-	PIM	PP	SH	GW	Rockford vs. Madison: Round 1												
Firth, Jason	3	3	2	5	1	2	1	0	1	DATE	GAME	ATTN.	GWG									
Landmesser, Derek	3	1	4	5	0	4	0	0	0	Fri, April 7	Madison 2 at Rockford 5	4,112	Jason Firth									
Cava, Peter	3	1	2	3	1	4	0	0	0	Sat, April 8	Rockford 3 at Madison 6	3,143	Andy Faulkner									
Tipler, Curtis	3	1	1	2	3	0	0	0	0	Sun, April 9	Rockford 2 at Madison 5	1,748	Brian Tucker									
Figliomeni, Mike	3	1	1	2	1	0	0	0	0	(Madison wins series 2 games to 1) 9,003												
Strachan, Wayne	3	1	1	2	-1	8	0	0	0													
Krivomaz, Evgeny	3	0	2	2	2	6	0	0	0	Series 'D'	GP	W	L	GF	GA	PIM	MIN	GR	MAJ	GAME	MISC	MISC
Burfoot, Scott	3	0	2	2	-1	4	0	0	0	Rockford	3	1	2	10	13	111	33	3	6	1	0	
Soke, Carlos	2	1	0	1	1	9	0	0	0	Madison	3	2	1	13	10	82	36	2	3	0	0	
Blackned, Brant	3	1	0	1	0	2	0	0	0													
Paquet, Norm	3	0	1	1	0	17	0	0	0													
Correia, Mike	1	0	0	0	0	0	0	0	0													
Holliday, Kevin	2	0	0	0	0	19	0	0	0													
Makombo, Alexandre	2	0	0	0	0	18	0	0	0													
Welling, Jesse	3	0	0	0	0	0	0	0	0													
Charbonneau, Patrice	3	0	0	0	5	4	0	0	0													
Delarosbil, Raymond	3	0	0	0	-3	8	0	0	0													
Gorski, Sheldon	3	0	0	0	-1	4	0	0	0													
Rivard, J.F.	3	0	0	0	0	0	0	0	0													
BENCH	3	0	0	0	0	2	0	0	0													
TOTAL	3	10	16	26	+8	111	1	0	1													
GOALIE	GPI	MIN	AVG	W	L	T	EN	SO	GA	SAVES	SPCT											
Correia, Mike	1	34:20	1.75	0	0	0	0	1	15	0.938												
Rivard, J.F.	3	145:40	4.94	1	2	0	0	12	84	0.875												
TOTALS	3	180:00	4.33	1	2	0	0	13	99	0.884												



AHL OPPONENTS

AHL Divisional Alignment

2023-24 Season

Western Conference

Central Division

Chicago Wolves	-
Grand Rapids Griffins	Detroit
Iowa Wild	Minnesota
Manitoba Moose	Winnipeg
Milwaukee Admirals	Nashville
Rockford IceHogs	Chicago
Texas Stars	Dallas

Pacific Division

Abbotsford Canucks	Vancouver
Bakersfield Condors	Edmonton
Coachella Valley Firebirds	Seattle
Colorado Eagles	Colorado
Henderson Silver Knights	Vegas
Ontario Reign	Los Angeles
San Diego Gulls	Anaheim
San Jose Barracuda	San Jose
Calgary Wranglers	Calgary
Tucson Roadrunners	Arizona

Eastern Conference

Atlantic Division

Bridgeport Islanders	NY Islanders
Charlotte Checkers	Florida
Hartford Wolf Pack	NY Rangers
Hershey Bears	Washington
Lehigh Valley Phantoms	Philadelphia
Providence Bruins	Boston
Springfield Thunderbirds	St. Louis
Wilkes-Barre/Scranton Penguins	Pittsburgh

North Division

Belleville Senators	Ottawa
Cleveland Monsters	Columbus
Laval Rocket	Montreal
Rochester Americans	Buffalo
Syracuse Crunch	Tampa Bay
Toronto Marlies	Toronto
Utica Comets	New Jersey

2022-23 Season

Western Conference

Central Division

Chicago Wolves	Carolina
Grand Rapids Griffins	Detroit
Iowa Wild	Minnesota
Manitoba Moose	Winnipeg
Milwaukee Admirals	Nashville
Rockford IceHogs	Chicago
Texas Stars	Dallas

Pacific Division

Abbotsford Canucks	Vancouver
Bakersfield Condors	Edmonton
Calgary Wranglers	Calgary
Coachella Valley Firebirds	Seattle
Colorado Eagles	Colorado
Henderson Silver Knights	Vegas
Ontario Reign	Los Angeles
San Diego Gulls	Anaheim
San Jose Barracuda	San Jose
Tucson Roadrunners	Arizona

Eastern Conference

Atlantic Division

Bridgeport Islanders	NY Islanders
Charlotte Checkers	Florida
Hartford Wolf Pack	NY Rangers
Hershey Bears	Washington
Lehigh Valley Phantoms	Philadelphia
Providence Bruins	Boston
Springfield Thunderbirds	St. Louis
Wilkes-Barre/Scranton Penguins	Pittsburgh

North Division

Belleville Senators	Ottawa
Cleveland Monsters	Columbus
Laval Rocket	Montreal
Rochester Americans	Buffalo
Syracuse Crunch	Tampa Bay
Toronto Marlies	Toronto
Utica Comets	New Jersey

Wolves turn independent for 2023-24:

The Chicago Wolves shed their affiliation with the Carolina Hurricanes to become a fully independent franchise for 2023-24, becoming the first AHL team without an NHL affiliation since 1994-95.

Team Info

Hockey Ops

2022-23 Recap

Records

Playoff Records

Team History

Alumni

Season Recaps

Opponents

AHL OPPONENTS: CENTRAL DIVISION

Chicago Wolves



Chairman of the Board/Governor.....Don Levin
 President of Operations.....Courtney Mahoney
 General Manager.....Wendell Young
 Head Coach.....Bob Nardella
 Director of Public Relations.....Chris Kuc
 Arena.....Allstate Arena
 Capacity.....16,692

2301 Ravine Way - Glenview, IL 60025 - Phone: (847) 724-4625/Fax: (847)724-1652

Series Quick Facts

All-Time Leading Scorer: Jeremy Morin (15g-18a-33pts)
 All-Time Leading Scorer vs.: Brett Sterling (18g-25a-43pts)

Last Shutout: Arvid Soderblom (1/29/22 at CHI, 36 saves 1-0 SOW)
 Last Shutout vs.: Pytor Kochetkov (4/1/23 at CHI, 19 saves, 0-3 L)

Most Goals/Game: 8 (1/17/22 vs. CHI, 8-0 W)
 Most Goals Allowed/Game: 8 (12/24/07 at CHI, 3-8 L)

Longest Winning Streak: 5 games (10/18/19-11/29/19)
 Longest Losing Streak: 6 games: (2/6/21-4/3/21)

All-Time Season Results

Regular Season				Regular Season			
Year	Home	Road	Total	Year	Home	Road	Total
07-08	4-1-0-0	0-3-2-0	4-4-2-0	20-21	3-3-0-0	0-5-0-0	3-7-0-0
08-09	4-1-0-0	2-3-0-0	6-4-0-0	21-22	3-3-0-0	5-0-0-1	8-3-0-1
09-10	4-1-0-0	1-3-0-1	5-4-0-1	22-23	3-3-0-0	2-3-1-0	5-6-1-0
10-11	2-3-0-0	3-2-0-0	5-5-0-0	Totals	55-31-3-1	35-43-8-4	90-73-11-5
11-12	4-2-0-0	2-4-0-0	6-6-0-0				
12-13	3-3-0-0	3-2-0-1	6-5-0-1				
13-14	4-1-0-1	1-4-0-1	5-5-0-2				
14-15	4-1-1-0	4-2-0-0	8-3-1-0				
15-16	5-0-1-0	2-2-2-0	7-2-3-0				
16-17	3-2-1-0	1-4-1-0	4-6-2-0				
17-18	4-2-0-0	2-4-0-0	6-6-0-0				
18-19	2-4-0-0	4-1-1-0	6-5-1-0				
19-20	3-1-0-0	3-1-1-0	6-2-1-0				



Grand Rapids Griffins

Co-Owner/Governor/CEO.....Dan DeVos
 President, CTA.....Tim Gortsema
 Head Coach.....Dan Watson
 VP of Communications.....Randy Cleves
 Arena.....Van Andel Arena
 Capacity.....10,834

130 West Fulton St. Ste. 111 - Grand Rapids, MI 49503 - (616) 774-4585/(616) 336-5464

Series Quick Facts

All-Time Leading Scorer: Bryan Bickell (8g-8a-16pts)
 All-Time Leading Scorer vs.: Eric Tangradi (11g-16a-27pts)

Last Shutout: Collin Delia (3/6/20 at RFD, 34 saves, 4-0 W)
 Last Shutout vs: Eddie Pasquale (3/25/17 at RFD, 37 saves, 4-0 W)

Most Goals/Game: 6 Several: Last (4/3/15 at RFD, 6-2 W)
 Most Goals Allowed/Game: 9 Several: Last (3/3/21 at RFD, 4-9 L)

Longest Winning Streak: 8 games (1/17/10-1/8/11)
 Longest Losing Streak: 5 games (11/11/16-1/14/17)

All-Time Season Results

Regular Season				Regular Season			
Year	Home	Road	Total	Year	Home	Road	Total
07-08	2-0-0-0	1-0-0-1	3-0-0-1	19-20	3-2-0-0	2-3-0-0	5-5-0-0
08-09	1-1-0-0	0-1-0-1	1-2-0-1	20-21	1-3-0-0	3-1-0-0	4-4-0-0
09-10	3-0-0-1	4-0-0-0	7-0-0-1	21-22	1-3-0-0	1-3-0-0	2-6-0-0
10-11	3-0-0-0	1-2-0-0	4-2-0-0	22-23	3-1-0-0	2-1-1-0	5-2-1-0
11-12	2-0-0-0	1-0-0-1	3-0-0-1	Totals	39-21-1-1	24-30-5-3	64-51-6-4
12-13	2-2-0-0	1-3-0-0	3-5-0-0				
13-14	3-2-0-0	0-4-1-0	3-6-1-0				
14-15	2-1-1-0	2-2-0-0	4-3-1-0				
15-16	2-2-0-0	1-1-2-0	3-3-2-0				
16-17	2-3-0-0	1-4-0-0	3-7-0-0				
17-18	5-0-0-0	1-3-1-0	6-3-1-0				
18-19	4-1-0-0	3-2-0-0	7-3-0-0				

2023-24 Schedule

Date	Location	Time
10/28	vs. GR	7 p.m.
12/27	vs. GR	7 p.m.
1/12	at GR	6 p.m.
1/13	at GR	6 p.m.
1/24	at GR	6 p.m.
2/2	vs. GR	7 p.m.
2/17	vs. GR	7 p.m.
3/2	at GR	6 p.m.
3/23	vs. GR	7 p.m.
4/5	at GR	6 p.m.
4/6	vs. GR	7 p.m.
4/12	at GR	6 p.m.

2022-23 Recap

Date	Location	Result	Score
11/5	vs. GR	W	4-1
11/16	at GR	W	5-1
12/28	vs. GR	W	4-1
1/18	vs. GR	L	2-5
2/15	at GR	L	4-5
3/10	at GR	OTL	1-2
4/2	vs. GR	W	5-1
4/14	at GR	W	2-1

All-Time Postseason

Year	Home	Road	Total
2015	1-2	0-2	1-4



AHL Affiliate of the Detroit Red Wings

AHL OPPONENTS: CENTRAL DIVISION



Iowa Wild

President.....	Todd Frederickson
General Manager.....	Mike Murray
Head Coach.....	Brett McLean
Manager, Media Relations.....	Alec Lessner
Arena.....	Wells Fargo Arena
Capacity.....	15,181

730 Third St. - Des Moines, IA 50309 - (515)-564-8700

Series Quick Facts

All-Time Leading Scorer: Ville Pokka (6g-13a-19pts)
All-Time Leading Scorer vs.: Gerry Mayhew (16g-12a-28pts)

Last Shutout vs.: Michael Leighton (1/23/16 at RFD, 28 saves, 1-0 W)
Last Shutout: Zane McIntyre (2/25/23 at IA, 23 saves, 0-2 L)

Most Goals/Game: 8, (2/8/14 at RFD, 8-3 W)
Most Goals Allowed/Game: 6, Several: Last (10/22/21 at IA, 3-6 L)

Longest Winning Streak: 8 games (1/16/15 - 12/11/15)
Longest Losing Streak: 5 games (1/28/17 - 4/15/17)

All-Time Season Results

Regular Season				Regular Season			
Year	Home	Road	Total	Year	Home	Road	Total
13-14	3-1-0-1	3-2-0-0	6-3-0-1	21-22	2-2-2-0	2-3-1-0	4-5-3-0
14-15	3-1-0-0-0	3-1-0-0	6-2-0-0	22-23	2-1-1-2	3-1-2-0	5-2-3-2
15-16	4-0-1-1	5-1-0-0	9-1-1-1	Totals	24-14-6-5	23-22-5-0	48-36-11-5
16-17	1-3-1-0	1-3-1-0	2-6-2-0	Postseason			
17-18	3-2-1-0	4-2-0-0	7-4-1-0	Year	Home	Road	Total
18-19	3-1-0-1	1-4-0-0	4-5-0-1	22-23	1-0	1-0	2-0
19-20	1-1-0-0	0-2-0-0	1-3-0-0				
20-21	3-2-0-0	1-3-1-0	4-5-1-0				



AHL Affiliate of the Minnesota Wild



Manitoba Moose

General Manager.....	Craig Heisinger
Director, Hockey Operations.....	Brad Andrews
Head Coach.....	Mark Morrison
Manager, Hockey Communications.....	Daniel Fink
Arena.....	Canada Life Centre
Capacity.....	15,294

3969 Portage Ave. -Winnipeg, MB R3K 1W4, Canada- (204) 837-7539

Series Quick Facts

All-Time Leading Scorer: Tanner Kero (4g-5a-9pts)
All-Time Leading Scorer vs.: JC Lipon (6g-6a-12pts)

Last Shutout: Mitch Gillam (3/26/22 vs. MB, 38 saves, 4-0 W)
Last Shutout vs.: Oskari Salminen (10/16/22 at MB, 32 saves, 0-4 L)

Most Goals/Game: 6 (3/13/10 at MB, 6-3 W)
Most Goals Allowed/Game: 8 (11/28/17 at RFD, 1-8 L)

Longest Winning Streak: 3 games, several (latest 1/31/23-3/22/23)
Longest Losing Streak: 6 games (11/19/10-11/30/16)

All-Time Season Results

Regular Season				Regular Season			
Year	Home	Road	Total	Year	Home	Road	Total
07-08	1-0-1-0	1-1-0-0	2-1-1-0	21-22	4-0-0-0	1-3-0-0	5-3-0-0
08-09	1-1-0-0	2-0-0-0	3-1-0-0	22-23	2-2-0-0	2-2-0-0	4-4-0-0
09-10	0-2-0-0	1-1-0-0	1-3-0-0	Totals	12-13-2-3	15-14-1-0	27-27-3-3
10-11	0-2-0-0	1-1-0-0	1-3-0-0	Postseason			
15-16	0-2-0-0	0-2-0-0	0-4-0-0	Year	Home	Road	Total
16-17	1-2-0-1	3-1-0-0	4-3-0-1	17-18	2-0	2-0	4-0
17-18	0-1-1-0	2-0-0-0	2-1-1-0				
18-19	1-0-0-1	0-1-1-0	1-1-1-1				
19-20	2-1-0-1	2-2-0-0	4-3-0-1				

2023-24 Schedule

Date	Location	Time
11/4	at MB	2 p.m.
11/5	at MB	2 p.m.
11/22	vs. MB	7 p.m.
12/1	at MB	7 p.m.
12/3	at MB	2 p.m.
1/27	vs. MB	7 p.m.
1/30	vs. MB	7 p.m.
2/3	vs. MB	7 p.m.

2022-23 Recap

Date	Location	Result	Score
10/15	at MB	OTW	5-4
10/16	at MB	L	0-4
10/23	vs. MB	L	3-6
1/31	vs. MB	SOW	3-2
3/15	vs. MB	OTW	4-3
3/22	at MB	SOW	4-3
3/24	at MB	L	2-6
4/15	vs. MB	L	2-3



AHL Affiliate of the Winnipeg Jets

AHL OPPONENTS: CENTRAL DIVISION



Milwaukee Admirals

Owner/CEO.....Harris Turer
 President.....Jon Greenberg
 Head Coach.....Karl Taylor
 VP/ Communications.....Charlie Larson
 Arena.....UW Milwaukee Panther Arena
 Capacity.....9,591

1001 N. Fourth St. - Milwaukee, WI 53203 - (414) 227-0550

Series Quick Facts

All-Time Leading Scorer: Brandon Pirri (12g-18a-30pts)
 All-Time Leading Scorer vs.: Frederick Gaudreau (17g-11a-28pts)

Last Shutout: Mike Leighton (12/4/14 at RFD, 4-0, 19 saves)
 Last Shutout vs.: Connon Ingram (2/2/22 at MIL, 0-2 L, 26 saves)

Most Goals/Game: 7 (4/16/16 at RFD, 7-1 W)
 Most Goals Allowed/Game: 8, several (latest 1/27/23 at MIL, 4-8 L)

Longest Winning Streak: 9 games (1/22/11-4/13/12)
 Longest Losing Streak: 8 games (1/10/20-11/26/21)

All-Time Season Results

Regular Season				Regular Season			
Year	Home	Road	Total	Year	Home	Road	Total
07-08	3-2-0-0	3-2-0-0	6-4-0-0	21-22	2-4-0-0	4-1-1-0	6-5-1-0
08-09	1-3-0-1	3-2-0-0	4-5-0-1	22-23	2-2-0-1	2-2-0-1	4-4-0-2
09-10	2-3-0-0	2-3-0-0	4-6-0-0	Totals	33-40-4-6	40-31-5-6	73-71-9-12
10-11	2-1-1-1	3-2-0-0	5-3-1-1				
11-12	6-0-0-0	4-1-0-1	10-1-0-1				
12-13	3-3-0-0	4-1-1-0	7-4-1-0				
13-14	3-3-0-0	1-4-0-1	4-7-0-1				
14-15	2-3-1-0	3-3-0-0	5-6-1-0				
15-16	3-1-1-1	3-1-1-1	6-2-2-2				
16-17	2-2-1-1	2-3-1-0	4-5-2-1				
17-18	0-4-0-1	2-2-0-1	2-6-0-2				
18-19	1-5-0-0	4-1-0-1	5-6-0-1				
19-20	1-4-0-0	0-3-1-0	1-7-1-0				

Postseason

Year	Home	Road	Total
2009	0-2	0-2	0-4

2023-24 Schedule

Date	Location	Time
11/17	vs. MIL	7 p.m.
11/24	vs. MIL	7 p.m.
11/25	at MIL	6 p.m.
12/30	at MIL	6 p.m.
12/31	vs. MIL	4 p.m.
1/26	at MIL	7 p.m.
3/1	at MIL	7 p.m.
3/29	at MIL	7 p.m.
4/2	vs. MIL	7 p.m.
4/13	vs. MIL	7 p.m.
4/14	vs. MIL	4 p.m.
4/20	at MIL	6 p.m.

2022-23 Recap

Date	Location	Result	Score
11/2	vs. MIL	L	4-6
11/25	vs. MIL	W	6-4
11/26	at MIL	L	3-5
12/7	vs. MIL	SOW	2-1
1/27	at MIL	L	4-8
2/10	at MIL	SOL	1-2
2/11	vs. MIL	SOL	3-4
4/7	at MIL	W	4-3
4/8	vs. MIL	L	1-5
4/16	at MIL	W	4-1



AHL Affiliate of the Nashville Predators



Texas Stars

General Manager.....Scott White
 Head Coach.....Neil Graham
 Mgr. of Broadcasting/Media Relations.....John Peterson
 Arena.....H-E-B Center
 Capacity.....6,863

2100 Avenue of the Stars - Cedar Park, TX 78613 - (512) 467-8277/(512) 600-5089

Series Quick Facts

All-Time Leading Scorer: Mark McNeill (7g-8a-15pts)
 All-Time Leading Scorer vs.: Travis Morin (7g-29a-36pts)

Last Shutout: Carter Hutton (1/16/12 at RFD, 31 saves)
 Last Shutout vs.: Brent Krahn (3/20/10 at RFD, 29 saves)

Most Goals/Game: 8 (12/8/10 at RFD, 8-5 W)
 Most Goals Allowed/Game: 8 (12/9/16 at RFD, 4-8 L)

Longest Winning Streak: 4 games, Twice (Last: 3/31/17-4/6/18)
 Longest Losing Streak: 4 games, Twice (Last: 11/16/18-2/12/19)

All-Time Season Results

Regular Season				Regular Season			
Year	Home	Road	Total	Year	Home	Road	Total
09-10	0-3-1-0	2-1-1-0	2-4-2-0	21-22	2-2-0-0	2-2-0-0	4-4-0-0
10-11	2-0-0-1	1-1-1-0	3-1-1-1	22-23	3-1-0-0	2-2-0-0	5-3-0-0
11-12	1-1-0-0	1-1-0-0	2-2-0-0	Totals	19-13-2-1	19-11-2-3	38-24-4-4
12-13	0-2-0-0	2-0-0-0	2-2-0-0				
13-14	1-0-0-0	1-0-0-0	2-0-0-0				
14-15	2-0-0-0	2-0-0-0	4-0-0-0				
15-16	0-2-0-0	2-0-0-0	2-2-0-0				
16-17	2-0-0-0	0-1-0-1	2-1-0-1	2010	0-2	0-2	0-4
17-18	2-0-0-0	1-1-0-0	3-1-0-0	2015	1-0	2-0	3-0
18-19	2-1-1-0	1-2-0-1	3-3-1-1	2018	2-1	0-3	2-4
19-20	2-1-0-0	2-0-0-1	4-1-0-1	2023	0-2	0-1	0-3
				Totals	3-5	2-6	5-11

Postseason



AHL Affiliate of the Dallas Stars

AHL OPPONENTS: PACIFIC DIVISION



Abbotsford Canucks



AHL Affiliate of the Vancouver Canucks

2023-24 Schedule

Date Location Time
No games scheduled

2022-23 Recap

Date Location Result Score
No meetings in 2022-23

All-Time Season Results

Regular Season				
Year	Home	Road	Total	
No all-time meetings				
Postseason				
Year	Home	Road	Total	
No postseason meetings				

Team Info

Hockey Ops

2022-23 Recap

Records

Playoff Records



Bakersfield Condors

Series Quick Facts

All-Time Leading Scorer: Three Players Tied (2pts)
All-Time Leading Scorer vs.: Ty Rattie, Grayson Downing (3pts)

Last Shutout: N/A
Last Shutout vs.: N/A

Most Goals/Game: 4 (1/23/18 at RFD, 4-1 W)
Most Goals Allowed/Game: 3 (1/13/18 at BAK, 3-2 OTL)

Longest Winning Streak: N/A
Longest Losing Streak: N/A

2023-24 Schedule

Date Location Time
No Games Scheduled

2022-23 Recap

Date Location Result Score
No Meetings in 2018-19

All-Time Season Results

Regular Season				
Year	Home	Road	Total	
17-18	1-0-0-0	0-0-1-0	1-0-1-0	
Totals	1-0-0-0	0-0-1-0	1-0-1-0	



AHL Affiliate of the Edmonton Oilers

Team History

Alumni

Season Recaps

Opponents



Calgary Wranglers



AHL Affiliate of the Calgary Flames

2023-24 Schedule

Date Location Time
No Games Scheduled

2022-23 Recap

Date Location Result Score
No Meetings in 2022-23

All-Time Season Results

Regular Season				
Year	Home	Road	Total	
No all-time meetings				
Postseason				
Year	Home	Road	Total	
No postseason meetings				



Coachella Valley Firebirds



AHL Affiliate of the Seattle Kraken

2023-24 Schedule

Date Location Time
No Games Scheduled

2022-23 Recap

Date Location Result Score
No Meetings in 2022-23

All-Time Season Results

Regular Season				
Year	Home	Road	Total	
No all-time meetings				
Postseason				
Year	Home	Road	Total	
No postseason meetings				

AHL OPPONENTS: PACIFIC DIVISION

Team Info



Colorado Eagles

2023-24 Schedule

Date	Location	Time
No Games Scheduled		

2022-23 Recap

Date	Location	Result	Score
1/13	at COL	OTW	2-1
1/14	at COL	L	1-3
3/17	vs. COL	L	2-6
3/18	vs. COL	OTW	3-2

All-Time Season Results

Year	Regular Season			Total
	Home	Road	Total	
22-23	1-1-0-0	1-1-0-0		2-2-0-0
Totals	1-1-0-0	1-1-0-0		2-2-0-0

Year	Postseason			Total
	Home	Road	Total	
No Postseason Meetings				

Hockey Ops

Series Quick Facts

All-Time Leading Scorer: David Gust (1g-3a, 4pts)
All-Time Leading Scorer vs.: Spencer Smallmaj (4g-1a, 5pts)



AHL Affiliate of the Colorado Avalanche

Last Shutout: N/A
Last Shutout vs.: N/A

Most Goals/Game: 3 (3/18/23 vs. COL, 3-2 OTW)
Most Goals Allowed/Game: 6 (3/17/23 vs. COL, 2-6 L)

Longest Winning Streak: N/A
Longest Losing Streak: 2 (1/14/23 - 3/17/23)

2022-23 Recap

Records



Henderson Silver Knights

2023-24 Schedule

Date	Location	Time
No Games Scheduled		

2022-23 Recap

Date	Location	Result	Score
No meetings			

All-Time Season Results

Year	Regular Season			Total
	Home	Road	Total	
21-22	1-1-0-0	1-1-0-0		2-2-0-0
Totals	1-1-0-0	1-1-0-0		2-2-0-0

Year	Postseason			Total
	Home	Road	Total	
No Postseason Meetings				

Playoff Records

Series Quick Facts

All-Time Leading Scorer: Josiah Slavin (2g-0a-2pts)
All-Time Leading Scorer vs.: Daniil Miromanov (4g-1a-5pts)

Last Shutout: Arvid Soderblom (3/15/22 at HEN, 26svs, 1-0 W)
Last Shutout vs.: Logan Thompson (12/10/21 vs. HEN, 28svs, 0-5 L)

Most Goals/Game: 2, 12/11/21 vs. HEN, 2-1 W
Most Goals Allowed/Game: 5, 12/10/21 vs. HEN, 0-5 L

Longest Winning Streak: N/A
Longest Losing Streak: N/A

Team History



AHL Affiliate of the Vegas Golden Knights

Alumni



Ontario Reign

2023-24 Schedule

Date	Location	Time
No Games Scheduled		

2022-23 Recap

Date	Location	Result	Score
No meetings			

All-Time Season Results

Year	Regular Season			Total
	Home	Road	Total	
16-17	0-1-0-0	0-1-0-0		0-2-0-0
17-18	1-0-0-0	1-0-0-0		2-0-0-0
Totals	1-1-0-0	1-1-0-0		2-2-0-0

Season Recaps

Series Quick Facts

All-Time Leading Scorer: Five Players Tied (3pts)
All-Time Leading Scorer vs.: Mike Amadio (0g-6a-6 pts)

Last Shutout: N/A
Last Shutout vs.: N/A

Most Goals/Game: 5 (1/10/18 at ONT, 5-2 W)
Most Goals Allowed/Game: 5 (2/26/17 at ONT, 4-5 L)

Longest Winning Streak: 2 (current)
Longest Losing Streak: 2 (11/13/16-2/26/17)

Opponents



AHL Affiliate of the Los Angeles Kings

AHL OPPONENTS: PACIFIC DIVISION



San Diego Gulls

2023-24 Schedule

Date	Location	Time
12/8	vs. SD	7 p.m.
12/9	vs. SD	7 p.m.
12/20	at SD	9 p.m.
12/22	at SD	9 p.m.

2022-23 Recap

Date	Location	Result	Score
No Meetings in 2022-23			

All-Time Season Results

Regular Season

Year	Home	Road	Total
16-17	0-0-1-0	0-1-0-0	0-1-1-0
Totals	0-0-1-0	0-1-0-0	0-1-1-0

Postseason

Year	Home	Road	Total
No Postseason Meetings			



AHL Affiliate of the Anaheim Ducks

Series Quick Facts

All-Time Leading Scorer:	Kyle Baun (2g-0a-2pts)
All-Time Leading Scorer vs.:	Brandon Montour (3g-0a-3pts)
Last Shutout:	N/A
Last Shutout vs.:	N/A
Most Goals/Game:	2 (1/13 at RFD, 2-3 OTL, and 2/25 at SD, 2-3 L)
Most Goals Allowed/Game:	3 (1/13 at RFD, 2-3 OTL, and 2/25 at SD, 2-3 L)
Longest Winning Streak:	N/A
Longest Losing Streak:	2 (current)



San Jose Barracuda

2023-24 Schedule

Date	Location	Time
10/13	at SJ	9 p.m.
10/14	at SJ	4 p.m.
3/16	vs. SJ	7 p.m.
3/17	vs. SJ	4 p.m.

2022-23 Recap

Date	Location	Result	Score
No Meetings in 2022-23			

All-Time Season Results

Regular Season

Year	Home	Road	Total
15-16	0-1-0-0	1-0-0-0	1-1-0-0
17-18	1-0-0-0	1-0-0-0	2-0-0-0
Totals	1-1-0-0	2-0-0-0	3-1-0-0



AHL Affiliate of the San Jose Sharks

Series Quick Facts

All-Time Leading Scorer:	Tanner Kero (4g-1a-5pts)
All-Time Leading Scorer vs.:	Micheal Haley (2g-2s-4pts)
Last Shutout:	N/A
Last Shutout vs.:	N/A
Most Goals/Game:	5 (3/31/18 at RFD, 5-3 W)
Most Goals Allowed/Game:	5 (1/15/16 at RFD, 2-5 L)
Longest Winning Streak:	2 (current)
Longest Losing Streak:	1 (1/15/15)



Tucson Roadrunners

2023-24 Schedule

Date	Location	Time
No Games Scheduled		

2022-23 Recap

Date	Location	Result	Score
No meetings			

All-Time Season Results

Regular Season

Year	Home	Road	Total
18-19	1-1-0-0	1-0-1-0	2-1-1-0
21-22	2-0-0-0	2-0-0-0	4-0-0-0
Totals	3-1-0-0	3-0-1-0	6-1-1-0



AHL Affiliate of the Arizona Coyotes

Series Quick Facts

All-Time Leading Scorer:	Anthony Louis, Jordan Schroeder, Carl Dahlstrom, Dylan Sikura (4 points)
All-Time Leading Scorer vs.:	Emil Pettersson, Robbie Russon, Hudson Fasching (3 points)
Last Shutout:	N/A
Last Shutout vs.:	N/A
Most Goals/Game:	5 (10/20/18 at TUC, 5-3 W)
Most Goals Allowed/Game:	5 (4/6/19 vs. TUC, 3-5 L)
Longest Winning Streak:	2 (10/20/18-2/8/19)
Longest Losing Streak:	1 (Current, 2/9/19)

AHL OPPONENTS: NORTH DIVISION



Bellefonte Senators

2023-24 Schedule

Date	Location	Time
No meetings scheduled		

2022-23 Recap

Date	Location	Result	Score
10/29	vs. BEL	W	8-2
3/3	at BEL	L	1-4

All-Time Season Results

Regular Season				
Year	Home	Road	Total	
19-20	0-1-0-0	0-1-0-0	0-2-0-0	
22-23	1-0-0-0	0-1-0-0	1-1-0-0	
Total	1-1-0-0	0-2-0-0	1-3-0-0	

Postseason

Year	Home	Road	Total
No Postseason Meetings			



AHL Affiliate of the
Ottawa Senators

Series Quick Facts

All-Time Leading Scorer: Lukas Reichel, Mike Hardman, Luke Philp, Brett Senej (3pts)
All-Time Leading Scorer vs.: Angus Crookshank (2g-2a-4pts)

Last Shutout: N/A
Last Shutout vs.: Filip Gustavsson (1/20/20 at RFD, 23 saves, 0-3 L)

Most Goals/Game: 8 (10/29/22 vs. BEL, 8-2 W)
Most Goals Allowed/Game: 5 (12/13/19 at BEL, 2-5 L)

Longest Winning Streak: N/A
Longest Losing Streak: 2 games (12/13/29-present)

2023-24 Schedule

Date	Location	Time
No meetings scheduled		

2022-23 Schedule

Date	Location	Result	Score
No meetings			

All-Time Season Results

Regular Season				
Year	Home	Road	Total	
07-08	0-2-0-0	2-0-0-0	2-2-0-0	
08-09	0-1-0-0	1-0-0-0	1-1-0-0	
09-10	3-0-0-0	2-1-0-0	5-1-0-0	
10-11	2-1-0-0	2-0-1-0	4-1-1-0	
11-12	0-2-0-0	0-2-0-0	0-4-0-0	
12-13	2-0-0-0	2-0-0-0	4-0-0-0	
13-14	2-0-0-0	1-1-0-0	3-1-0-0	
14-15	3-0-1-0	2-2-0-0	5-2-1-0	
15-16	4-0-0-0	0-3-1-0	4-3-1-0	
16-17	3-1-0-0	1-3-0-0	4-4-0-0	
17-18	1-3-0-0	2-1-0-1	3-4-0-1	
18-19	1-1-0-0	0-2-0-0	1-3-0-0	
19-20	1-1-0-0	0-2-0-0	1-3-0-0	
20-21	1-1-0-0	0-1-0-0	1-2-0-0	
21-22	1-1-0-0	1-1-0-0	2-2-0-0	
Total	24-14-1-0	16-19-2-0	40-33-3-1	



Cleveland Monsters

Series Quick Facts

All-Time Leading Scorer: Jeremy Morin, Mark McNeill, Ville Pokka (14pts)
All-Time Leading Scorer vs.: Alex Broadhurst (7g-13a-20pts)

Last Shutout: J.F. Berube (11/19/18 at CLE, 37 svs, 4-0 W)
Last Shutout vs.: Brad Thiessen (1/20/17 at CLE, 32 saves, 0-2 L)

Most Goals/Game: 6 (11/3/12 at RFD, 6-3 W)
Most Goals Allowed/Game: 7 (2/29/08 at RFD, 4-7 L)

Longest Winning Streak: 4 games (4/1/09-2/5/10)
Longest Losing Streak: 4 games (12/2/11-4/7/12)



AHL Affiliate of the
Columbus Blue Jackets

Postseason

Year	Home	Road	Total
2016	0-2-0-0	0-1-0-0	0-3-0-0

2023-24 Schedule

Date	Location	Time
No meetings scheduled		

2022-23 Recap

Date	Location	Result	Score
3/4	at LAV	SOW	2-1
3/31	vs. LAV	L	0-4

All-Time Season Results

Regular Season				
Year	Home	Road	Total	
19-20	0-1-0-0	1-0-0-0	1-1-0-0	
22-23	0-1-0-0	1-0-0-0	1-1-0-0	
Total	0-2-0-0	2-0-0-0	2-2-0-0	

Postseason

Year	Home	Road	Total
No Postseason Meetings			



Laval Rocket

AHL Affiliate of the Montreal Canadiens



Series Quick Facts

All-Time Leading Scorer: Philip Holm (1g-1a-2pts)
All-Time Leading Scorer vs.: Nicolas Beaudin (0g-4a-4pts)

Last Shutout: N/A
Last Shutout vs.: Cayden Primeau (3/31/23 vs. LAV, 36 saves, 0-3 L)

Most Goals/Game: 3 (12/17/19 at LAV, 3-2 SOW)
Most Goals Allowed/Game: 3, several (last: 3/31/23 vs. LAV, 0-3 L)

Longest Winning Streak: 2 games (12/17/19-3/4/23)
Longest Losing Streak: N/A

AHL OPPONENTS: NORTH DIVISION



Rochester Americans

Series Quick Facts

All-Time Leading Scorer: Martin St. Pierre (1g-3a-4pts)
All-Time Leading Scorer vs.: Stefan Meyer (3g-1a-4pts)

Last Shutout: N/A
Last Shutout vs.: N/A

Most Goals/Game: 7 (4/4/15 at RFD, 7-2 W)
Most Goals Allowed/Game: 5 (11/16/07 at RCH, 4-5 L)

Longest Winning Streak: 3 games (12/14/07-2/14/09)
Longest Losing Streak: 1 game (11/16/07)



AHL Affiliate of the
Buffalo Sabres

2023-24 Schedule

Date	Location	Time
No Meetings Scheduled		

2022-23 Recap

Date	Location	Result	Score
No Meetings in 2022-23			

All-Time Season Results

Regular Season				
Year	Home	Road	Total	
07-08	1-0-0-0	0-1-0-0	1-1-0-0	
08-09	1-0-0-0	1-0-0-0	2-0-0-0	
13-14	1-0-0-0	0-1-0-0	1-1-0-0	
14-15	1-0-0-0	0-1-0-0	1-1-0-0	
Total	4-0-0-0	1-3-0-0	5-3-0-0	

Postseason

Year	Home	Road	Total
No Postseason Meetings			



Syracuse Crunch

Series Quick Facts

All-Time Leading Scorer: Evan Bropehey, Martin St. Pierre (1g-2a-3pts)
All-Time Leading Scorer vs.: Jonathan Sigalet (2g-1a-3pts)

Most Goals/Game: 3 (4/3/09 at SYR, 3-2 SOW)
Most Goals Allowed/Game: 3 (11/1/08 at RFD, 2-3 L)

Last Shutout: N/A
Last Shutout vs.: N/A

Longest Winning Streak: 2 games (11/7/07-12/5/07)
Longest Losing Streak: 1 game (11/1/08)



AHL Affiliate of the
Tampa Bay Lightning

2022-23 Schedule

Date	Location	Time
No Meetings Scheduled		

2023-24 Schedule

Date	Location	Result	Score
No Meetings in 2018-19			

All-Time Season Results

Regular Season				
Year	Home	Road	Total	
07-08	1-0-0-0	1-0-0-0	2-0-0-0	
08-09	0-1-0-0	1-0-0-0	1-1-0-0	
Total	1-1-0-0	2-0-0-0	3-1-0-0	

Postseason

Year	Home	Road	Total
No Postseason Meetings			

Team Info

Hockey Ops

2022-23 Recap

Records

Playoff Records

Team History

Alumni

Season Recaps

Opponents

AHL OPPONENTS: NORTH DIVISION



Toronto Marlies

Series Quick Facts

All-Time Leading Scorer: Jeremy Morin (5g-1a-6pts)
All-Time Leading Scorer vs.: Joe Colborne (2g-7a-9pts)

Last Shutout: Corey Crawford (1/10/09, 24 saves, 1-0 W)
Last Shutout vs.: Antoine Bibeau (10/19/14, 33 saves, 1-0 SOW)

Most Goals/Game: 5 (10/11/09 at TOR, 5-3 W, 11/18/07 at TOR, 5-3 W)
Most Goals Allowed/Game: 5 (1/7/11 at RFD, 1-5 L, 1/5/13 at TOR, 2-5 L)

Longest Winning Streak: 6 games (11/18/07-1/6/10)
Longest Losing Streak: 5 games (1/7/11-1/5/13)



AHL Affiliate
of the
Toronto Maple
Leafs

2023-24 Schedule

Date Location Time

No meetings scheduled

2022-23 Recap

Date	Location	Result	Score
12/16	vs. TOR	L	3-4
3/1	at TOR	L	3-5

All-Time Season Results

Regular Season				
Year	Home	Road	Total	
07-08	1-0-0-0	1-0-0-0	2-0-0-0	
08-09	1-0-0-0	1-0-0-0	2-0-0-0	
09-10	1-0-0-0	1-0-0-0	2-0-0-0	
10-11	0-1-0-0	0-0-0-1	0-1-0-1	
11-12	0-1-0-0	0-0-1-0	0-1-1-0	
12-13	1-0-0-0	0-1-0-0	1-1-0-0	
13-14	0-1-0-0	1-0-0-0	1-1-0-0	
14-15	0-1-0-0	0-0-0-1	0-1-0-1	
19-20	1-0-0-0	1-0-0-0	2-0-0-0	
22-23	0-1-0-0	0-1-0-0	0-2-0-0	
Total	5-5-0-0	5-2-1-2	10-7-1-2	

Postseason

Year	Home	Road	Total
No Postseason Meetings			

2023-24 Schedule

Date Location Time

No Meetings Scheduled

2022-23 Recap

Date	Location	Result	Score
No Meetings in 2022-23			

All-Time Season Results

Regular Season				
Year	Home	Road	Total	
13-14	1-0-0-0	1-0-0-0	2-0-0-0	
14-15	1-0-0-0	0-1-0-0	1-1-0-0	
Totals	2-0-0-0	1-1-0-0	3-1-0-0	

Postseason

Year	Home	Road	Total
No Postseason Meetings			



Utica Comets

Series Quick Facts

All-Time Leading Scorer: Alex Broadhurst (2g-2a-4pts)
All-Time Leading Scorer vs.: Nicklas Jensen (3g-0a-3pts)

Last Shutout: Scott Darling (1/24/15, 31 saves, 3-0 W)
Last Shutout vs.: N/A

Most Goals/Game: 5, (2/9/14 at RFD, 5-4 OTW)
Most Goals Allowed/Game: 4, (2/9/14 at RFD, 5-4 OTW)

Longest Winning Streak: 2 games (2/1/14-1/24/15)
Longest Losing Streak: 1 game (3/28/15)



AHL Affiliate of the
New Jersey Devils

2023-24 Schedule

Date Location Time

No Games Scheduled

2022-23 Recap

Date	Location	Result	Score
No Meetings in 2022-23			

All-Time Season Results

Regular Season				
Year	Home	Road	Total	
No Regular Season Meetings				
Postseason				
Year	Home	Road	Total	
No Postseason Meetings				

AHL Affiliate of the
New York Islanders



AHL OPPONENTS: ATLANTIC DIVISION



Bridgeport Sound Tigers

2023-24 Schedule

Date Location Time

No Games Scheduled

2022-23 Recap

Date	Location	Result	Score
No Meetings in 2022-23			

All-Time Season Results

Regular Season				
Year	Home	Road	Total	
No Regular Season Meetings				
Postseason				
Year	Home	Road	Total	
No Postseason Meetings				

AHL Affiliate of the
New York Islanders



AHL OPPONENTS: ATLANTIC DIVISION



Charlotte Checkers

2023-24 Schedule

Date	Location	Time
<i>No Games Scheduled</i>		

2022-23 Recap

Date	Location	Result	Score
<i>No Meetings in 2022-23</i>			

All-Time Season Results

Regular Season				
Year	Home	Road	Total	
11-12	0-2-0-2	2-1-0-1	2-3-0-3	
12-13	1-1-0-0	2-0-0-0	3-1-0-0	
13-14	2-2-0-0	2-1-1-0	4-3-1-0	
14-15	1-0-0-1	1-1-0-0	2-1-0-1	
15-16	3-0-0-1	1-2-1-0	4-2-1-1	
16-17	1-1-0-0	0-2-0-0	1-3-0-0	
Totals	8-6-0-4	8-7-2-1	16-13-2-5	

Postseason

Year	Home	Road	Total
<i>No Postseason Meetings</i>			

Series Quick Facts

All-Time Leading Scorer: Brandon Pirri (5g-9a-14pts)
All-Time Leading Scorer vs.: Chris Terry (4g-9a-13pts)

Last Shutout: Lars Johansson (11/12/16 at RFD, 28 saves, 3-0 W)
Last Shutout vs.: Alex Nedeljkovic (2/18/17 at RFD, 32 saves, 0-2 L)

Most Goals/Game: 5: Several (4/15/15 at RFD, 5-1 W)
Most Goals Allowed/Game: 6: (3/12/16 at CHA, 3-6 L)

Longest Winning Streak: 4 games (10/21/12-10/26/2013)
Longest Losing Streak: 3 games (11/20/11-1/26/12, 4/10/12-10/20/13)

AHL Affiliate of the Carolina Hurricanes



Hartford Wolf Pack

2023-24 Schedule

Date	Location	Time
<i>No Games Scheduled</i>		

2022-23 Recap

Date	Location	Result	Score
12/3	at HFD	W	3-2
12/17	vs. HFD	W	3-2

All-Time Season Results

Regular Season				
Year	Home	Road	Total	
22-23	1-0-0-0	1-0-0-0	2-0-0-0	

Postseason

Year	Home	Road	Total
<i>No Postseason Meetings</i>			

Series Quick Facts

All-Time Leading Scorer: Lukas Reichel, Dylan Sikura (3pts)
All-Time Leading Scorer vs.: Matthew Robertson (1g-1a-2pts)

Last Shutout: N/A
Last Shutout vs.: N/A

Most Goals/Game: 3: Several (last: 12/17/22 vs. HFD, 3-2 W)
Most Goals Allowed/Game: 2: Several (last: 12/17/22 vs. HFD, 3-2 W)

Longest Winning Streak: 2 games (12/3/22-present)
Longest Losing Streak: N/A



AHL Affiliate of the New York Rangers

AHL OPPONENTS: ATLANTIC DIVISION



Hershey Bears

2023-24 Schedule

Date	Location	Time
No Games Scheduled		

2022-23 Recap

Date	Location	Result	Score
No Meetings in 2022-23			

All-Time Season Results

Regular Season				
Year	Home	Road	Total	
17-18	1-0-0-0	1-0-0-0	2-0-0-0	
18-19	1-0-0-0	0-0-0-1	1-0-0-1	
Totals	2-0-0-0	1-0-0-1		

Postseason

Year	Home	Road	Total
No Postseason Meetings			

Series Quick Facts	
All-Time Leading Scorer:	Jordan Schroeder, Matheson Iacopelli (3pts)
All-Time Leading Scorer vs.:	Several Tied (2pts)
Last Shutout:	J.F. Berube (10/22/17 at RFD, 23 saves, 5-0 W)
Last Shutout vs.:	N/A
Most Goals/Game:	5 (10/22/17 at RFD, 5-0 W)
Most Goals Allowed/Game:	3 (2/28/18 at HER, 4-3 OTW)
Longest Winning Streak:	3 10/14/17-10/22/18
Longest Losing Streak:	N/A



AHL Affiliate of the Washington Capitals



Lehigh Valley Phantoms

2019-20 Schedule

Date	Location	Time
No Meetings Scheduled		

2018-19 Recap

Date	Location	Result	Score
No Meetings in 2018-19			

All-Time Season Results

Regular Season				
Year	Home	Road	Total	
No Regular Season Meetings				
Postseason				
Year	Home	Road	Total	
No Postseason Meetings				



AHL Affiliate of the Philadelphia Flyers



Providence Bruins

2023-24 Schedule

Date	Location	Time
No Games Scheduled		

2022-23 Recap

Date	Location	Result	Score
No Meetings in 2022-23			

All-Time Season Results

Regular Season				
Year	Home	Road	Total	
07-08	1-0-0-0	0-0-0-1	1-0-0-1	
Postseason				
Year	Home	Road	Total	
No Postseason Meetings				

Series Quick Facts	
All-Time Leading Scorer:	Martin St. Pierre (1g-3a-4pts)
All-Time Leading Scorer vs.:	Byron Bitz (0g-2a-2pts), Chris Collins, David Krejci (1g-1a-2pts)
Last Shutout:	N/A
Last Shutout vs.:	N/A
Most Goals/Game:	5 (3/1/08 at RFD, 5-1 W)
Most Goals Allowed/Game:	5 (11/30/07 at PRO, 4-5 SOL)
Longest Losing Streak:	1 game (11/30/07)
Longest Winning Streak:	1 game (3/1/08)



AHL Affiliate of the Boston Bruins

AHL OPPONENTS: ATLANTIC DIVISION



Springfield Thunderbirds

Series Quick Facts

All-Time Leading Scorer: Luke Philp, David Gust, Brett Seney (3pts)

All-Time Leading Scorer vs.: Matthew Highmore, Drew Callin (3pts)

Last Shutout: N/A

Last Shutout vs.: N/A

Most Goals/Game: 4 (12/2/22 at SPR, 4-2 W)

Most Goals Allowed/Game: 7 (1/20/23 vs. SPR, 2-7 L)

Longest Winning Streak: N/A

Longest Losing Streak: N/A



AHL Affiliate of the St. Louis Blues

2023-24 Schedule

Date	Location	Time
No Games Scheduled		

2022-23 Recap

Date	Location	Result	Score
12/2	at SPR	W	4-2
1/20	vs. SPR	L	2-7

All-Time Season Results

Regular Season

Year	Home	Road	Total
22-23	0-1-0-0	1-0-0-0	1-1-0-0

Postseason

Year	Home	Road	Total
No Postseason Meetings			



Wilkes-Barre/ Scranton Penguins

Series Quick Facts

All-Time Leading Scorer: Anthony Louis (2g-1a-3pts)

All-Time Leading Scorer vs.: Adam Johnson, Ethan Prow, Jarrett Burton (3 points)

Last Shutout: Collin Delia (3/3/18 at RFD, 34 saves, 3-0 W)

Last Shutout vs.: N/A

Most Goals/Game: 3 Twice: Last (3/3/18 at RFD, 3-0 W)

Most Goals Allowed/Game: 6 (2/23/18 at WBS, 3-6 L)

Longest Winning Streak: 2 game (3/3/18-2/6/19)

Longest Losing Streak: N/A



AHL Affiliate of the Pittsburgh Penguins

2023-24 Schedule

Date	Location	Time
No Games Scheduled		

2022-23 Recap

Date	Location	Result	Score
No Meetings in 2022-23			

All-Time Season Results

Regular Season

Year	Home	Road	Total
17-18	1-0-0-0	0-1-0-0	1-1-0-0
18-19	1-0-0-0	0-1-0-0	1-1-0-0
Totals	2-0-0-0	0-2-0-0	2-2-0-0

Postseason

Year	Home	Road	Total
No Postseason Meetings			

MEDIA INFORMATION

IceHogs Media Contact

Mike Folta

Communications & Broadcasting Manager
(317) 500-0986 (cell)
mfolta@blackhawks.com

Media Entrance

All members of the working media must enter the BMO Center at the security entrance on Church St. Media credentials will be available for pick up at the security checkpoint just inside the doors.

Credentials

In order to gain access to the press areas of the BMO Center, members of the working media must obtain a valid credential from the AHL or the Rockford IceHogs. Requests for press credentials must be made to the IceHogs Communications Dept. at least 24 hours prior to the desired game or practice. A valid credential will grant the bearer access to the BMO Center, the Press Box, and media availability areas (per AHL guidelines).

Credentials must be visibly displayed at all times while inside the BMO Center to ensure proper access to media areas. All credentials are non-transferable and any unauthorized use will subject the bearer to ejection from the BMO Center and the possible forfeiture of the credential and future credential privileges.

Press Box

The Press Box can be accessed by taking the elevator along the right hand side of the box office lobby area to the third level of the arena. The seating area is equipped with electrical outlets and wireless internet. Phone lines will be available upon request. Media will also have access to game notes, rosters, press releases and statistics.

Locker Rooms

The locker room areas are located on the ground level of the arena, through the set of doors along the back of the box office area.

Television and Radio Live Shots & Between Period Interviews

Requests for all live television and radio interviews must be made no later than that day's morning skate and are subject to the approval of the IceHogs.

Practices

IceHogs practices take place at the BMO Center and Riverview Ice House (324 N Madison St). For updated practice times and locations, please contact the IceHogs Communications Dept.

Autographs & Personal Cameras

In accordance with AHL rules, autographs of any kind and the use of personal cameras, including camera phones, are strictly prohibited at any time.



2023-2024 SCHEDULE

NOVEMBER 2023

OCTOBER 2023

SUN MON TUE WED THU FRI SAT

					13 SJ 9PM	14 SJ 4PM
15	16	17	18	19	20	21 CHI 7PM
22	23	24	25	26	27 IA 7PM	28 GR 7PM
29	30	31				

SUN MON TUE WED THU FRI SAT

			1	2	3	4 MB 2PM
5 MB 2PM	6	7	8 TEX 10:30AM	9	10 IA 7PM	11
12 CHI 3PM	13	14	15	16	17 MIL 7PM	18 IA 6PM
19 IA 3PM	20	21	22 MB 7PM	23	24 MIL 7PM	25 MIL 6PM
26	27	28	29	30		

DECEMBER 2023

SUN MON TUE WED THU FRI SAT

					1 MB 7PM	2
3 MB 2PM	4	5 IA 7PM	6	7	8 SD 7PM	9 SD 7PM
10	11	12	13	14	15 IA 7PM	16 IA 7PM
17 CHI 3PM	18	19	20 SD 9PM	22 SD 9PM	23	
24	25	26	27 GR 7PM	28	29	30 MIL 6PM
31 MIL 4PM						

JANUARY 2024

SUN MON TUE WED THU FRI SAT

	1	2	3	4	5 TEX 7PM	6 TEX 7PM
7	8	9	10	11	12 GR 6PM	13 GR 6PM
14	15	16	17	18	19 CHI 7PM	20 IA 7PM
21	22	23	24 GR 6PM	25	26 MIL 7PM	27 MB 7PM
28	29	30 MB 7PM	31			

FEBRUARY 2024

SUN MON TUE WED THU FRI SAT

				1	2 GR 7PM	3 MB 7PM
4	5	6	7	8	9 TEX 7PM	10 CHI 7PM
11	12	13 TEX 7PM	14	15	16 CHI 7PM	17 GR 7PM
18	19 IA 5PM	20	21 IA 7PM	22	23 TEX 7PM	24 IA 7PM
25	26	27	28	29		

MARCH 2024

SUN MON TUE WED THU FRI SAT

					1 MIL 7PM	2 GR 6PM
3	4	5	6	7	8	9 CHI 7PM
10	11	12 TEX 7PM	13 TEX 7PM	14	15	16 SJ 7PM
17 SJ 4PM	18	19	20 CHI 7PM	21	22	23 GR 7PM
24	25	26	27 CHI 7PM	28	29 MIL 7PM	30 CHI 7PM
31						

APRIL 2024

SUN MON TUE WED THU FRI SAT

	1	2 MIL 7PM	3	4	5 GR 6PM	6 GR 7PM
7	8	9 IA 7PM	10	11	12 GR 6PM	13 MIL 7PM
14 MIL 4PM	15	16	17	18	19 CHI 7PM	20 MIL 6PM
21 CHI 3PM						

OPPONENTS

CHI- CHICAGO WOLVES
GR- GRAND RAPIDS GRIFFINS
IA- IOWA WILD
MB- MANITOBA MOOSE

HOME AWAY

MIL- MILWAUKEE ADMIRALS
SD- SAN DIEGO GULLS
SJ- SAN JOSE BARRACUDA
TEX- TEXAS STARS

ALL TIMES ARE CENTRAL TIME ZONE. ALL GAME DATES SUBJECT TO CHANGE.

PROUD AFFILIATE OF:

