

2020-
2021



MEDIA GUIDE



TABLE OF CONTENTS

TNSE Mission Statement.....	3
Communications Staff + Media Guidelines.....	4-5
Manitoba Moose Staff.....	6-10
Affiliations.....	11
Road to the NHL.....	12

PLAYERS

2020-21 Opening Night Roster.....	15
Mikhael Berdin.....	16-17
Trent Bourque.....	18-19
Declan Chisholm.....	20-21
Marko Dano.....	22-23
Brett Davis.....	24-25
Heralds Egle.....	26-27
Leon Gawareka.....	28-29
Tyler Graovac.....	30-31
Luke Green.....	32-33
Victor Hadfield.....	34-35
Ville Heinola.....	36-37
Nicholas Jones.....	38-39
Cole Kehler.....	40-41
Johannathan Kovacevic.....	42-43
Biegio Lerario.....	44-45
Joonas Luoto.....	46-47
Bobby Lynch.....	48-49
Cole Maer.....	50-51
Jeff Malott.....	52-53
Skyler McKenzie.....	54-55
Westin Micheaud.....	56-57
Jimmy Oligny.....	58-59
Brent Pedersen.....	60-61
Cole Perfetti.....	62-63
Kristian Reichel.....	64-65
Dylan Samberg.....	66-67
Ashton Sautner.....	68-69
Hayden Shaw.....	70-71
Arturs Silovs.....	72-73
C.J. Suess.....	74-75
Nathan Todd.....	76-77

TEAM HISTORY

All-Time Records.....	79-81
Single-Season Team Records.....	82
Single-Game Team Records.....	83
Single-Period Team Records.....	84
Individual Records.....	85
Team Award Winners.....	86
AHL Awards.....	87-88
Season Summaries.....	89-112
Roster by Number.....	113-115
All-Time Roster.....	116-119
All-Time Record by Opponent.....	120
All-Time Leaders - Skaters.....	121
All-Time Leaders - Goaltenders.....	122
All-Time Leaders - Rookies.....	123
All-Time Career Leaders - Forwards/Defencemen.....	124
Leaders by Season.....	125-126
Scoring Records by Position.....	127
Player Streaks.....	128
Team Streaks.....	128
Multi-Point Games.....	129
Hat-Tricks.....	130
Shutouts.....	131-132
All-Time Overtime Results.....	133-134
All-Time Penalty Shots.....	134
Attendance.....	135

PLAYOFF HISTORY

All-Time Playoff Records.....	137-141
Team Playoff Records.....	142-144
Individual Playoff Records.....	145
Goaltender Playoff Records.....	146
All-Time Series Results.....	147-151

LEAGUE INFORMATION

AHL League Directory.....	153-154
---------------------------	---------

COMMUNITY INVOLVEMENT

Commitment to the Community/Events.....	156
True North Youth Foundation.....	157
Project 11.....	157
Camp Manitou.....	158
Major Fundraisers.....	158
Winnipeg Jets Hockey Academy.....	159
Learn to Play.....	159
Mick E. Moose.....	159

FACILITIES

Bell MTS Place.....	161-162
Bell MTS Iceplex.....	163
Burton Cummings Theatre.....	164
True North Square.....	164

2020-21 MANITOBA MOOSE MEDIA GUIDE

Executive Editor: Scott Brown

Content & Layout: Daniel Fink, Jennifer Redenbach,
Scott Unger, Greger Buer

Photography: Jonathan Kozub, Darcy Finley,
Austin Siragusa

Design: Kevin Jorgenson

WE ARE TRUE NORTH.

WE ARE GUIDED IN OUR DAY TO DAY UNDER
THE DIRECTION OF OUR VISION AND MISSION.

VISION

True North endeavours to be recognized as a preeminent organization within the National Hockey League, the American Hockey League, and the North American entertainment industry. We further strive to establish ourselves as an integral asset to the City of Winnipeg and Province of Manitoba, and to be a consistent source of pride for our entire community.

MISSION

We are relentless in our pursuit of providing a superior patron experience in all of our facilities, developing championship caliber hockey teams, nurturing and providing opportunities for our colleagues, and collectively making a meaningful and consistent contribution to our community.

WE HOLD OUR VALUES AS INARGUABLE TRUTHS.



COMMUNICATIONS DEPARTMENT



DANIEL FINK
Manager,
Hockey Communications &
Broadcaster
Office: 204-926-5769
Cell: 204-599-9453
dfink@moosehockey.com



JENNIFER REDENBACH
Coordinator,
Hockey Communications
Office: 204-926-5868
Cell: 403-818-2119
jredenbach@moosehockey.com



AUSTIN SIRAGUSA
Coordinator,
Video Content
Office: 204-926-5788
asiragusa@tnse.com

MEDIA GUIDELINES

TNSE MEDIA POLICY STATEMENT

True North Sports + Entertainment (TNSE) and the Winnipeg Jets Hockey Club endeavor to provide members of the media with appropriate access and proper resources for the effective performance of their services and to cultivate an environment of mutual cooperation and respect. TNSE expects all members of the media to act honestly and with integrity, to engage in factual and accurate reporting and to comply at all times with the policies and procedures set out in these guidelines or otherwise communicated by the Jets communications department. Members of the media should be aware they will be held to the same standards of conduct whether providing services for accredited organizations, acting individually, or on behalf of unaccredited organizations, performing services for traditional media outlets or emerging media outlets and social networks.

TNSE RESERVES THE RIGHT TO ENFORCE THESE MEDIA GUIDELINES BY REVOKING CREDENTIALS OR OTHERWISE RESTRICTING AND/OR DENYING ACCESS BY ANY PERSON TO BELL MTS PLACE EITHER TEMPORARILY OR PERMANENTLY.

Media Inquiries

For all media inquiries, please contact Daniel Fink.
(C: 204.599.9453, dfink@moosehockey.com)

Credential Procedure

Winnipeg Jets media season passes are valid for entry to 2020-21 Manitoba Moose home games. Notice of attendance 24 hours prior to the game is required for entry. To book your seat for a Moose home game, visit moosehockey.com/media.

Single-game credentials can also be requested by completing the form at moosehockey.com/media at least 24 hours prior to the game. Credentials are distributed two hours prior to game time at the Media Entrance, located at Gate 3 on the corner of Hargrave St. and Graham Ave. Parking passes are not available on an individual-game basis. Due to the professional working environment of the press box, all members of the media are requested to abide by a "working/business" dress code. Jeans are not recommended.

PHOTOGRAPHERS

Photographers on assignment from accredited newspapers, magazines and wire services may apply for single game photo passes by completing the form at moosehockey.com/media at least 24 hours prior to the game they are assigned to shoot.

GAME DAY INFORMATION

In recent seasons, the True North Sports + Entertainment communications department has endeavored to move toward a more environmentally friendly, or "green", press box and Matt Frost Media Centre. As a result, we will no longer be printing the following items for games or practices:

- Game notes packages
- League statistical packages
- Game reports and intermission summaries

All of these materials are accessible through the Winnipeg Jets Media App, which is available on all iOS and Android devices through the App Store or Google Play. Moose related information is accessed through the 'Moose Media Site' option on the home screen menu. All materials are also available at moosehockey.com/media.

MEDIA GUIDELINES CONT.

MEDIA ENTRANCE

All media must access Bell MTS Place for Manitoba Moose games through Gate 3 located at corner of Hargrave St and Graham Ave. Upon entry, all media must complete the Bell MTS Place COVID-19 Self-Assessment form. After checking in for games, media can access the press box elevators at the northwest corner of Bell MTS Place. Access to the press box will be via elevators 1 and 2. Please adhere to physical distancing measures at all times. All visitors to Bell MTS Place are required to wear medical grade masks or three-layer cloth coverings (or at least two cloth layers with a filter). Bandanas, scarves and neck gaiters are not permitted.

DRESSING ROOMS

Due to COVID-19 protocols, both home and visiting team complexes are strictly off-limits to all media.

FOOD & DRINK SERVICE

A media meal is available for purchase on game nights in the media lounge located at the press box level at a cost of \$21/ person. Meals must be pre-ordered online. Complimentary coffee and water are available to everyone in the press box. Alcoholic beverages are prohibited in the press box for members of the media.

[CLICK HERE TO PRE-ORDER MEAL](#)

WWW.MOOSEHOCKEY.COM/MEDIA

The Manitoba Moose communications department maintains a media information section of their website that contains credential request forms, game notes, statistic packages, line charts, game recaps, practice schedules, team media guides, and other relevant details.

VIDEO AND AUDIO RECORDING POLICY

Manitoba Moose video and audio related content is defined as, but not limited to; interviews, news conferences, practices, and community related events. Games fall under the AHL's broadcast policies. Content does not extend to the use of editorial text on the internet or text alerts sent to PDA's or cell phones. Up to 60 seconds maximum per day of video and audio may be used on the Internet by news organizations credentialed by the Jets. An additional 60 seconds of game highlights may also be used for up to 24 hours following the conclusion of a game. No video or audio may be streamed live without the expressed permission of the Manitoba Moose Hockey Club and the American Hockey League. All material must link back to the team website (example: "For more information, go to www.moosehockey.com"). www.moosehockey.com is permitted to link to such posted material. All video and audio content is restricted to use on media websites and may not be "pushed" to other platforms (including but not limited to cell phones). Video and audio content cannot be marketed or sold on a subscription basis. Video and audio content may be used only in editorial context (such as in links that illustrate stories or in multimedia news sections) and may not be featured in stand-alone multimedia entertainment sections of third-party websites. Video and audio content must adhere to the AHL's broadcast policies. There is to be no sponsorship or advertising associated with or connected to the content. Footage may appear with banners and contextual ads, but the ads may not be specifically related to Jets content. There is no limitation on "talking head" video or audio of reporters at Jets facilities that does not include team/interview/press conference content. Reporters and photographers using a still camera or mini-cam for video purposes must inform the player or coach and inform the Moose communications department beforehand.



TEAM INFORMATION

Home Ice Address	Bell MTS Place 300 Portage Ave. Winnipeg, MB R3C 5S4
Office and Practice Facility Address	Bell MTS Iceplex 3969 Portage Ave. Winnipeg, MB R3K 1W4
Telephone	204-837-7539
Fax	204-926-5885
Email	info@moosehockey.com
Website	moosehockey.com

HOCKEY OPERATIONS STAFF



CRAIG HEISINGER

GENERAL MANAGER, MANITOBA MOOSE

Craig Heisinger began his tenure with the Moose as the team's equipment manager in 1996.

He transitioned to the role of assistant general manager of the team three years later. Heisinger took over as general manager of the club in 2002 and has remained in that position ever since, occupying the role through the team's move to St. John's in 2011 and return to Winnipeg in 2015.

With Heisinger at the helm, the Moose/IceCaps have qualified for the playoffs in 10 of 15 seasons, reaching the Calder Cup Final in 2009 (Moose) and 2014 (IceCaps). In addition to his work with the Moose, Heisinger has served

on the league's Competition Committee (including one season as chairman) and Player Development Committee. With the Jets' arrival in Winnipeg, Heisinger took on the role of Sr. Vice President and Director, Hockey Operations/Assistant General Manager for the NHL club in 2011.

In 2009, the Winnipeg native was recognized by the AHL with the James C. Hendy Memorial Award as the league's outstanding executive. In 2017, Heisinger was honoured with the Thomas Ebright Award in recognition of career contributions to the AHL.



BRAD ANDREWS

SENIOR DIRECTOR, HOCKEY & BUSINESS OPERATIONS, MANITOBA MOOSE

Brad Andrews enters his sixth season with the Moose. This is his third season as the Senior Director, Hockey & Business Operations after three seasons as Director, Hockey Operations and spending four seasons with the Winnipeg Jets' AHL affiliate in St. John's in the same role.

In this role, Andrews oversees day-to-day operations for Moose in regards to ticketing, marketing, corporate partnerships, game production, community relations and hockey operations.

Prior to joining the IceCaps in 2011, Andrews, a native of Nova Scotia, previously worked with Reebok where he spent three years in their marketing department. He also spent time assisting the Washington Capitals hockey operations department with multiple salary arbitrations and

interned with Comcast-Spectacor's legal department for two summers.

Andrews has worked at a number of AHL All-Star Games (2002, 2003, 2005 and 2014) and Hockey Canada events, including the 2002 Royal Bank Cup, the 2003 IIHF World Junior Championship and the 2004 Women's World Hockey Championship.

Andrews is a graduate of Western New England University Law School, where he received a concentration in Business Law and is presently a member of the Massachusetts bar. He also has a Bachelor of Commerce degree from Saint Mary's University.



PASCAL VINCENT

HEAD COACH, MANITOBA MOOSE

Pascal Vincent enters his fifth season as the head coach of the Manitoba Moose. Vincent was honoured with the Louis A.R. Pieri Award as the AHL's Outstanding Coach in 2017-18. In his first four seasons at the helm, the Moose posted a 137-125-26 record in 289 games.

Prior to joining the Moose, Vincent spent five years as an assistant coach with the Winnipeg Jets.

Before his time with the Jets, Vincent was a Head Coach in the QMJHL for 12 seasons with the Montreal Juniors and Cape Breton Screaming Eagles. Vincent coached the Montreal Juniors to the second best record in the QMJHL at 46-12-10 in 2010-11.

Vincent has an all-time QMJHL head coaching record of

429-313-87 along with nine playoff series wins and was the recipient of the Ron Lapointe Trophy as the top coach in the QMJHL following the 2007-08 season.

Vincent was also the general manager of teams in Montreal and Cape Breton and earned the Maurice Filion Trophy in 2007 as the top general manager following a season in which Cape Breton finished with a record of 46-22-2 and reached the third round of the playoffs.

In Vincent's playing career, he played centre for four seasons in the QMJHL with the St. Jean Beavers, St. Jean Lynx, Laval Titan, and Verdun College-Francais. Vincent won the Molson Cup as the QMJHL champion with Verdun in 1996-97, and also played one season in the ECHL with the Knoxville Cherokees in 1992-93.



ERIC DUBOIS

ASSISTANT COACH, MANITOBA MOOSE

Eric Dubois enters his fifth campaign as an assistant coach for the Manitoba Moose. He will continue to work behind the bench with Pascal Vincent and Marty Johnston.

Prior to joining the Moose, Dubois spent the previous three seasons as an assistant coach with the Rimouski Oceanic of the QMJHL. Dubois, who calls Rimouski home, spent 11 years coaching in the QMJHL, including six seasons as a head coach with Acadie-Bathurst from 2011-13, and four seasons with Baie-Comeau from 2005-09.

Dubois began coaching in the QMJHL after a 12-year professional playing career with stops in the AHL, IHL, CHL and professional leagues in Europe. Dubois was a defenceman with the Manitoba Moose in their inaugural 1996-97 season in the IHL, where he recorded 25 points (8G, 17A) in 80 games.



MARTY JOHNSTON

ASSISTANT COACH, MANITOBA MOOSE

Marty Johnston enters his fourth season as an assistant coach for the Manitoba Moose, continuing his work with Pascal Vincent and Eric Dubois behind the Moose bench.

Prior to signing on with the Moose, Johnston was head coach of Carleton University's men's hockey program for the past seven seasons. Over that time, Johnston coached the Ravens to a 129-49-12 record and led the program to two berths in the U Sports University Cup tournament. Following the 2014-15 season, Johnston was recognized as the Ontario University Athletics East Division Coach of the Year.

On the international stage, Johnston represented Canada as an assistant coach at the 2017 FISU Winter Universiade in Almaty, Kazakhstan. Canada captured a bronze medal at the event.

As a player, Johnston spent his junior hockey career with the QMJHL's Hull (Gatineau) Olympiques, hoisting the Memorial Cup in 1997. He moved on to Dalhousie University where he was named Atlantic University Sport MVP in 2001-02. Johnston's professional career spanned three seasons, including 17 AHL games and 155 ECHL appearances.



RICHARD BUE

VIDEO COACH, MANITOBA MOOSE

Richard Bue returns to the Moose for his fifth season as Video Coach with the team.

Prior to joining the team, Bue worked three seasons as an assistant coach for the Carleton University Ravens with current Moose assistant coach, Marty Johnston. It was also his fourth season as the video coordinator for the team.

During Bue's time as video coordinator and assistant coach with Carleton University, the Ravens posted a record of 81-24-5, qualifying for the CIS National Championships in the 2013-14 and 2015-16 seasons.

A native of Ottawa, Ont., Bue was a member of the Carleton University men's hockey program since its modern inception in 2006 where he started out as the team's equipment manager.



RICK ST. CROIX

DEVELOPMENTAL GOALTENDING COACH & SCOUT, MANITOBA MOOSE

Rick St. Croix returns to the Moose for a sixth straight season as a developmental goaltending coach after spending three campaigns (2012-15) as goaltending coach for the Toronto Maple Leafs.


Previous to his time with Toronto, the Kenora native was an assistant coach with Jets' AHL affiliate in St. John's (2011-12) and with the Moose from 2004-11 after serving as a goaltending consultant during the 2003-04 season. He was a goaltending coach with the Dallas Stars from 1997-2000

where he was part of the Stanley Cup winning team during the 1999 season. He also was an assistant coach for two seasons with the Winnipeg Jets from 1987-89.

St. Croix's professional playing career spanned 11 seasons with time spent in the NHL (Philadelphia Flyers, Toronto Maple Leafs), the AHL (Springfield Indians, Maine Mariners, Philadelphia Firebirds, St. Catharines Saints) and in the IHL (Fort Wayne Comets).



ZACH SALMONSON
Head Athletic Therapist and
Massage Therapist



KYLE VOURIOT
Strength and Conditioning Trainer &
Assistant Athletic Therapist



GRAHAM WATT
Head Equipment Manager



ROBERT COOK
Assistant Equipment Manager



RYAN CALDWELL
Scout

FRONT OFFICE STAFF



BRAD ANDREWS
Senior Director, Business
& Hockey Operations



JEFF MAGER
Senior Director, Ticket Sales



COLIN PETERSON
Manager, Game Presentation & Content



ANNIE CHIPMAN
Manager, Marketing



RAQUEL PAYNE
Coordinator, Community Relations



DANIEL FINK
Manager, Hockey Communications &
Broadcaster



MITCHEL DOELL
Manager, Partnership Services



HART JACOB
Manager, Corporate Partnerships

FRONT OFFICE STAFF CONT.



MARC HARDING
Ticket Sales Representative



TALIA GALLANT
Ticket Sales Representative



JUSTIN AUGERT
Ticket Sales Representative



JENNIFER REDENBACH
Coordinator, Hockey Communications



ANDREW FUREDY
Video and Motion Graphics Producer



AUSTIN SIRAGUSA
Coordinator, Video Content

AFFILIATIONS



WINNIPEG JETS

The Manitoba Moose are the American Hockey League Affiliate of the National Hockey League's Winnipeg Jets.

The Winnipeg Jets franchise was founded in 1999 as the Atlanta Thrashers and was relocated to Winnipeg in May of 2011. The Jets have made the playoffs in consecutive seasons for the first time in franchise history and three times in the past five seasons. Since the NHL returned to Winnipeg, the Jets are 315-241-66, including 174-107-28 at Bell MTS Place, which has sold out all 309 games it has hosted.

The 2020-21 Winnipeg Jets Opening Day roster and Taxi Squad featured 13 players who have suited up for the Moose since the club returned to Winnipeg in 2015. During the past five seasons, a total of six first round picks of the Jets have played for the Moose.

The 2020-21 Manitoba Moose Opening Day roster includes 10 Winnipeg Jets draft picks including 2020 10th overall selection Cole Perfetti and 2019 20th overall selection Ville Heinola.



THE ROAD TO THE NHL STARTS HERE

Over 87% of all National Hockey League Players have played games in the American Hockey League. These names represent the players who have been recalled from the Winnipeg Jets AHL affiliate (Manitoba/St.John's) since the club's relocation in 2011.

Mark Flood	Adam Lowry	Tucker Poolman
Brett Festerling	Julien Brouillette	Sami Niku
Paul Postma	Keaton Ellerby	Cameron Schilling
Peter Mannino	Nic Petan	Mason Appleton
Arturs Kulda	Connor Hellebuyck	Jansen Harkins
Jason Jaffray	Joel Armia	Andrei Chibisov
Kenndal McArdle	Matt Halischuk	Kristian Vesalainen
Carl Klimberg	JC Lipon	C.J. Suess
Patrice Cormier	Josh Morrissey	Michael Spacek
Derek Meech	Scott Kosmachuk	Logan Shaw
Aaron Gagnon	Chase De Leo	Joona Luoto
Spencer Machacek	Ondrej Pavelec	Logan Stanley
Ben Maxwell	Marko Dano	Kristian Vesalainen
Mark Scheifele	Andrew Copp	David Gustafsson
Alexandre Burmistrov	Quinton Howden	
Julian Melchiori	Kyle Connor	
Zach Redmond	Brandon Tanev	
Adam Pardy	Brian Strait	
Ben Chiarot	Nelson Nogier	
John Albert	Jack Roslovic	
Eric O'Dell	Eric Comrie	
Michael Hutchinson	Brendan Lemieux	

PLAYERS



2020-21 OPENING DAY ROSTER

#	NAME	POS	HT	WT	S	BORN	BIRTH PLACE
4	Johnathan Kovacevic	D	6'5	219	R	July 12/97	Grimsby, ON
6	Ashton Sautner	D	6'0	194	L	May 5/27	Flaxcombe, SK
9	Leon Gawanke	D	6'1	197	R	May 31/99	Berlin, Germany
10	Marko Dano	LW	5'11	198	L	Nov. 30/94	Eisenstadt, Austria
14	Jimmy Oigny	D	5'11	206	L	April 30/93	St. Michel, Que.
16	Westin Michaud	C	5'10	175	L	Sept. 26/95	Cloquet, MN
17	Cole Perfetti	C	5'10	185	L	Jan. 1/01	Whitby, ON
20	Kristian Reichel	RW	6'2	188	R	June 11/98	Litvinov, Czech Rep.
22	Joona Luoto	LW	6'4	201	L	Sept. 26/97	Tampere, Finland
24	Nicholas Jones	C	5'11	186	R	June 2/02	Edmonton, AB
25	C.J. Suess	C	6'0	199	L	March 17/94	Forest Lake, MN
26	Biagio Lerario	LW	5'11	185	L	June 5/96	Addison, IL
27	Tyler Graovac	C	6'5	210	L	April 4/27	Brampton, ON
28	Hayden Shaw	D	6'0	199	L	March 17/94	Woodbury, MN
29	Nathan Todd	C	6'1	200	R	Dec. 2/95	Ottawa, ON
30	Arturs Silovs	G	6'4	203	L	March 22/01	Riga, Latvia
31	Cole Kehler	G	6'4	206	R	Dec. 17/97	Altona, MB
34	Ville Heinola	D	5'11	181	L	March 2/01	Honkajoki, Finland
37	Brent Pedersen	LW	6'3	214	L	July 5/95	Arthur, ON
38	Trent Bourque	D	6'2	202	L	June 11/98	Burlington, ON
39	Jeff Malott	LW	6'3	204	L	May 27/96	Burlington, ON
40	Mikhail Berdin	G	6'2	184	L	March 1/98	Ufa, Russia
41	Cole Maier	C	6'1	199	R	Jun. 24/95	Pequannock, N.J.
43	Skyler McKenzie	LW	5'8	163	L	Jan. 20/98	Sherwood Park, AB
44	Dylan Samberg	D	6'4	216	L	Jan. 24/99	Hermantown, MN
45	Luke Green	D	6'1	192	R	Jan. 12/98	Bedford, N.S.
46	Bobby Lynch	RW	6'2	173	R	June 16/98	Grand Blanc, MI
47	Declan Chisholm	D	6'1	190	L	Jan. 12/00	Bowmanville, ON
48	Brett Davis	LW	6'1	192	L	June 1/99	Oakbank, MB
49	Haralds Egle	RW	5'10	194	R	May 11/96	Lieppaja, Latvia
50	Victor Hadfield	RW	6'0	179	L	Sept. 21/00	Oakville, ON

MIKHAIL BERDIN



LEADERBOARD

During the 2019-20 campaign, Berdin co-led the AHL with 42 games played and ranked second among rookies* with 20 wins. The netminder marked a .910 save percentage that ranked third in the league among rookie goaltenders. While staying atop the AHL's leaderboard, Berdin also stamped his name into Manitoba's record book. The goaltender became the first Moose to post shutouts on back-to-back days on Friday, Nov. 8/19 at Rockford and Saturday, Nov. 9/19 at Chicago.

A STREAK TO REMEMBER

Berdin recorded a win in seven-straight starts, Nov. 8-20, 2019. Berdin's play was recognized by the league and he was named the CCM/AHL Player of the Week for the period ending Nov. 17/19. During the week, Berdin posted a 4-0-0 record, supported by a 1.24 goals-against average and a .967 save percentage. He recorded a league-high 148 saves on 153 shots during the week.

*Berdin qualified as a rookie in 2018-19 and 2019-20

INTO THE RECORD BOOK

Berdin's 2018-19 campaign saw the netminder make 23 appearances for the Moose while posting a 12-8-3 record with a 2.34 goals-against average and a .927 save percentage. His single-season save percentage set a new franchise record among rookie goaltenders, and ranked fifth-highest among all Moose goaltenders. His goals-against average ranked third among Moose rookies, and 11th on the overall leaderboard.

WORKHORSE

With the Moose fighting for a playoff spot in 2018-19, Berdin made eight consecutive starts from March 23/19 to April 7/19. Eight was the longest stretch of starts by any Moose goaltender in 2018-19. He posted a 5-2-1 record, including one shutout, while making 219 saves on 237 shots for a .924 save percentage.



BORN

MARCH 1, 1998
UFA, RUSSIA

HT 6'2" WT 184 C L

DRAFTED

WINNIPEG

6TH ROUND

157TH OVERALL

2016 NHL ENTRY DRAFT

ACQUIRED

DRAFTED

AHL STATS

Season	Team	Lge	GP	Regular Season							Playoffs			
				Record	Min	GA	GAA	Svs	Pct	SO	GP	Record	GAA	Pct
2018-19	Manitoba Moose	AHL	23	12-8-3	1307	51	2.34	647	.927	2	--	--	--	--
2019-20	Manitoba Moose	AHL	42	20-21-1	2425	117	2.69	1176	.910	2	--	--	--	--
AHL Totals		AHL	65	32-29-4	3732	168	2.70	1823	.916	4	--	--	--	--

AHL CAREER HIGHS

Games Played: 42 (2019-20)

Minutes Played: 2425 (2019-20)

Wins: 20 (2019-20)

Saves: 1176 (2019-20)

Goals Against Average (+25 GP): 2.69 (2019-20)

Save Percentage (+25 GP): .910 (2019-20)

Shutouts: 2 (18-19, 19-20)

OTHER PRO / AMATEUR STATS

Season	Team	Lge	GP	Regular Season							Playoffs			
				Record	Min	GA	GAA	Svs	Pct	SO	GP	Record	GAA	Pct
2016-17	Sioux Falls Stampede	USHL	31	14-12-4	1781	81	2.73	1075	.925	2	--	--	--	--
2017-18	Sioux Falls Stampede	USHL	45	24-13-5	2531	112	2.65	1414	.921	1	3	1-1-1	4.48	0.891
2018-19	Jacksonville Icemen	ECHL	28	16-8-2	1576	70	2.66	793	.912	1	3	2-1-0	3.67	0.904
2020-21	SKA St. Petersburg	KHL	14	6-3-2	788	33	2.51	343	.912	0	--	--	--	--

CAREER HIGHLIGHTS / TRIVIA

- CCM/AHL Player of the Week for the period ending Nov. 17/19
- First goaltender in Moose history to post two shutouts on consecutive nights, Nov. 8/19 at Rockford and Nov. 9/19 at Chicago
- Set the Moose franchise record for save percentage by a rookie goaltender (.927)
- Posted his first AHL shutout with Manitoba, Feb. 10/19 vs. Texas
- Won his AHL debut, stopping 35 of 36 shots for Manitoba, Oct. 28/18 at Rockford
- Won his professional debut, stopping 24 of 26 shots for Jacksonville (ECHL) vs. South Carolina
- Was a member of Team Russia at the 2018 IIHF World Junior Championship
- Scored a goal in a 7-4 win with the Sioux Falls Stampede, Nov. 18/17
- Named USHL Goaltender of the Week three times in 2016-17 (Oct. 31/16, Dec. 19/16, March 12/18)
- Won silver medal with Russia at the 2015 World Junior-A Challenge
- Named to the All-Star Team at the 2015 World Junior-A Challenge, with the tournament's best GAA (0.80) and best save percentage (.968)

TRENT BOURQUE



AHL DEBUT

Bourque made his AHL debut with the Belleville Senators, Nov. 20/19 vs. Manitoba. The defenceman registered two shots on net during the contest with the Senators losing the game in a 2-1 decision. Bourque went on to appear in five games with Belleville during the 2019-20 campaign. He recorded his first AHL point with an assist on Drake Batherson's first period tally, Dec. 21/19 vs. Toronto.

TRIPLE DUTY

Bourque appeared with three different Canadian teams during the 2019-20 season. He suited up for two ECHL clubs, the Brampton Beast and Newfoundland Growlers, while also making his AHL debut with the Senators. Bourque had a solid performance with the Beast and racked up 20 points (3G, 17A) in 42 games before heading to Belleville. Following his five-game stint in the AHL, Bourque appeared in nine games with the Growlers where he posted four assists.

OHL STINT

Bourque spent five seasons in the OHL, split between the Sudbury Wolves and Owen Sound Attack. The defenceman totalled 49 points (4G, 45A) in 272 career OHL games. Bourque recorded an OHL career high 17 assists during the 2017-18 campaign. He notched his first OHL goal, Nov. 14/18 vs. Sarnia.

POST-SEASON SHOWINGS

Bourque appeared in the playoffs all four seasons he suited up with Owen Sound. He totalled six points (1G, 5A) and 30 PIM during 33 post-season games. His longest playoff run came in 2017, when the Attack advanced to the Western Conference Finals. Owen Sound defeated Kitchener in a 4-1 series during the Conference Quarter-finals, then were on the winning side of a 4-2 Conference Semi-Finals series against Sault Ste. Marie. During the Western Conference Finals, Owen Sound was defeated by Erie in a 4-2 series decision.



BORN

JUNE 11, 1998
BURLINGTON, ONT., CAN

HT 6'2" WT 202 S L

DRAFTED

ST. LOUIS
6TH ROUND
175TH OVERALL
2017 NHL ENTRY DRAFT

ACQUIRED

FREE AGENT, 2020

AHL STATS

Season	Team	Lge	Regular Season						Playoffs					
			GP	G	A	Pts	PIM	+/-	GP	G	A	Pts	PIM	
2019-20	Belleville Senators	AHL	5	0	1	1	4	2	0	0	0	0	0	0
AHL Totals			5	0	1	1	4	2	0	0	0	0	0	0

OTHER PRO / AMATEUR STATS

Season	Team	Lge	Regular Season						Playoffs					
			GP	G	A	Pts	PIM	+/-	GP	G	A	Pts	PIM	
2014-15	Sudbury Wolves	OHL	34	0	1	1	10	-17	--	--	--	--	--	
2015-16	Sudbury Wolves	OHL	24	0	2	2	20	-8	--	--	--	--	--	
2015-16	Owen Sound Attack	OHL	28	0	6	6	12	2	1	0	0	0	0	
2016-17	Owen Sound Attack	OHL	67	0	11	11	34	21	17	0	2	2	10	
2017-18	Owen Sound Attack	OHL	62	0	17	17	53	6	10	1	2	3	14	
2018-19	Owen Sound Attack	OHL	57	4	8	12	68	3	5	0	1	1	6	
2019-20	Brampton Beast	ECHL	42	3	17	20	40	16						
2019-20	Newfoundland Growlers	ECHL	9	0	4	4	2	-2						

ECHL CAREER HIGHS

Games Played: 51 (2019-20)

Goals: 3 (2019-20)

Assists: 21 (2019-20)

Points: 24 (2019-20)

Penalty Minutes: 42 (2019-20)

Plus/Minus: +14 (2019-20)

Shots: 52 (2019-20)

CAREER HIGHLIGHTS / TRIVIA

- Recorded his first AHL point, an assist, Dec. 21/19 vs. Toronto
- Made his AHL debut with the Belleville Senators, Nov. 20/019
- Posted an OHL career-high 17 assists during the 2017-18 season
- Notched his first OHL goal, Nov. 14, 2019 against Samia
- Advanced to the 2017 OHL Western Conference Finals with Owen Sound
- Trent's late uncle, Dan Maloney, played 737 games in the NHL while recording 451 points. He also coached in the NHL, including three seasons behind the bench of the original Winnipeg Jets

DECLAN CHISHOLM



OHL FIRSTS

Chisholm suited up with the Peterborough Petes for four seasons. The Bowmanville, Ont. product recorded his first OHL point (an assist), Sept. 28/16 vs. Oshawa. During a dominant 2019-20 season, the defenceman posted his first multi-goal performance, Jan. 19/20 vs. Niagara. During the contest, Chisholm tied his best single-game total with four points (2G, 2A) which he accomplished on two other occasions during his OHL tenure. Chisholm racked up 142 points (22G, 120A) in 214 career OHL games with the Petes.

CAREER-BEST SEASON

Chisholm posted an OHL career-high 69 points (13G, 56A) during the 2019-20 campaign. Chisholm ranked third on the Petes in points, second in assists and led the club with 28 power-play assists. Chisholm was the recipient of the 2019 Petes Ushers Trophy as Best Defenceman and Executive Trophy as Most Valuable Player as voted by Petes teammates.

NATIONAL LEVEL

Chisholm has suited up for Team Canada on multiple occasions. The defenceman attended the Hockey Canada Selection Camp for the 2017 U18 National Team. Chisholm competed in the 2016-17 World U-17 Hockey Challenge where he appeared in six games and posted two assists. Team Canada went on to win a silver medal during the Hockey Challenge.

ON THE DOTTED LINE

On June 1/19, the Jets announced the club signed Chisholm to a three-year, entry-level contract. Chisholm was a fifth round selection, 150th overall, by the Jets during the 2018 NHL Draft. The prospect has familiarity with the organization after skating with the Jets during the 2018 and 2019 Rookie & Training Camps.



BORN
 JAN. 12, 2000
 BOWMANVILLE, ONT., CAN

HT 6'1" WT 190 S L

DRAFTED
 WINNIPEG
 5TH ROUND
 150TH OVERALL
 2018 NHL ENTRY DRAFT

ACQUIRED
 DRAFTED

OTHER PRO / AMATEUR STATS

Season	Team	Lge	Regular Season					Playoffs					
			GP	G	A	Pts	PIM	+/-	GP	G	A	Pts	PIM
2016-17	Peterborough Petes	OHL	41	1	4	5	6	-1	12	0	1	1	0
2017-18	Peterborough Petes	OHL	47	3	17	20	16	-3	--	--	--	--	--
2018-19	Peterborough Petes	OHL	67	5	43	48	32	4	5	2	2	4	2
2019-20	Peterborough Petes	OHL	59	13	56	69	33	17	--	--	--	--	--

OHL CAREER HIGHS

Games Played: 67 (2018-19)
Goals: 13 (2019-20)
Assists: 56 (2019-20)
Points: 69 (2019-20)

Penalty Minutes: 33 (2019-20)
Plus/Minus: +17 (2019-20)
Shots: 160 (2019-20)

CAREER HIGHLIGHTS / TRIVIA

- Named Peterborough (OHL) Most Valuable Player and Best Defenceman for 2019-20
- Finished the 2019-20 OHL campaign with a career-high 69 points (13G, 56A)
- Recorded career-highs in goals (13), assists (56), PIM (33) and plus/minus (+17) with Peterborough, 2019-20
- Recorded an OHL single-game career-high four assists, March 2/19 at Flint
- Named Peterborough Best Defenceman for 2017-18
- Scored his first OHL goal, Dec. 16/16 vs. Kingston
- Marked his first OHL point, Sept. 28/16 vs. Oshawa
- Participated in 2016 U17 World Hockey Challenge with Team Canada (Black)
- Named to 2015-16 OHL Cup All-Star Team

MARKO DANO



FAMILIAR FACE

On Nov. 5/20, the Winnipeg Jets announced the signing of left-winger Marko Dano. The Eisenstadt, Austria product is no stranger to the organization having spent four seasons with the Winnipeg franchise (2015-16 to 2018-19). Dano suited up for the Jets during the 2015-18 seasons and recorded 22 points (10G, 12A) in 82 games. He also spent time with the Moose during the 2016-17 and 2018-19 seasons and totalled 32 points (12G, 20A) in 57 games.

NHL MINUTES

Dano has spent six seasons playing in the NHL split between four different clubs (Columbus, Chicago, Colorado and Winnipeg.) In his debut NHL campaign (2015-16) with the Blue Jackets, Dano posted 21 points (8G, 13A) in 35 games. Dano paced Columbus rookies in goals and points that season. He has 45 points (19G, 26A) in 141 career NHL games.

AHL CAREER HIGHS

Dano had a solid showing during his second season with the Moose and marked an AHL career-high campaign with 30 points (12G, 18A) in 51 games. He also recorded career highs in games played, goals, power play tallies (5) and shot attempts (125). Last season with the Cleveland Monsters, Dano recorded a career high 86 PIM and scored his first career AHL short-handed tally, Nov. 26/19 at Charlotte.

INTERNATIONAL STAGE

Dano competed with Team Slovakia in the World Junior U-20 Championships for three consecutive years. He represented the club as an assistant captain during his final U-20 tournament in 2013-14. Dano appeared in 17 games over the three tournaments and posted 15 points (7G, 8A).



BORN
NOV. 30, 1994
EISENSTADT, AUSTRIA

HT 5'11" WT 212 S L

DRAFTED
COLUMBUS
1ST ROUND
27TH OVERALL
2013 NHL ENTRY DRAFT

ACQUIRED
FREE AGENT, 2020

AHL STATS

Season	Team	Lge	Regular Season					Playoffs					
			GP	G	A	Pts	PIM	+/-	GP	G	A	Pts	PIM
2013-14	Springfield Falcons	AHL	10	2	4	6	4	-2	5	0	2	2	0
2014-15	Springfield Falcons	AHL	39	11	8	19	34	-4	--	--	--	--	--
2015-16	Rockford Icehogs	AHL	34	4	19	23	40	17	--	--	--	--	--
2016-17	Manitoba Moose	AHL	6	0	2	2	4	-6	--	--	--	--	--
2018-19	Manitoba Moose	AHL	51	12	18	30	75	-6	--	--	--	--	--
2019-20	Cleveland Monsters	AHL	46	4	15	19	66	-9	--	--	--	--	--
AHL Totals			186	33	66	99	243	-10	5	0	2	2	0

AHL CAREER HIGHS

Games Played: 51 (2018-19)
Goals: 12 (2018-19)
Assists: 19 (2015-16)
Points: 30 (2018-19)

Penalty Minutes: 66 (2019-20)
Plus/Minus: +17 (2015-16)
Shots: 16 (2019-20)

NHL STATS

Season	Team	Lge	Regular Season					Playoffs					
			GP	G	A	Pts	PIM	+/-	GP	G	A	Pts	PIM
2014-15	Columbus Blue Jackets	NHL	35	8	13	21	14	12	--	--	--	--	--
2015-16	Chicago Blackhawks	NHL	13	1	1	2	2	0	--	--	--	--	--
2015-16	Winnipeg Jets	NHL	21	4	4	8	8	-7	--	--	--	--	--
2016-17	Winnipeg Jets	NHL	38	4	7	11	10	0	--	--	--	--	--
2017-18	Winnipeg Jets	NHL	23	2	1	3	6	-2	--	--	--	--	--
2018-19	Colorado Avalanche	NHL	8	0	0	0	7	-1	--	--	--	--	--
2019-20	Columbus Blue Jackets	NHL	3	0	0	0	2	-1	--	--	--	--	--
NHL Totals			141	19	26	45	49	1	--	--	--	--	--

OTHER PRO / AMATEUR STATS

Season	Team	Lge	Regular Season					Playoffs					
			GP	G	A	Pts	PIM	+/-	GP	G	A	Pts	PIM
2010-11	Trencin Dukla	Slovak	8	0	1	1	10	2	3	0	0	0	0
2011-12	Trencin Dukla	Slovak	32	4	6	10	12	6	9	0	3	3	18
2012-13	Bratislava Slovan	KHL	37	3	4	7	26	4	4	0	0	0	4
2013-14	Bratislava Slovan	KHL	41	3	2	5	41	-11	--	--	--	--	--
2020-21	Trencin Dukla	Slovak	2	2	1	3	4	2	--	--	--	--	--

CAREER HIGHLIGHTS / TRIVIA

- Posted his first NHL goal and assist in his second game with Columbus, Oct. 11 vs. New York Rangers
- Made his NHL debut with Columbus, Oct. 9 at Buffalo
- Scored his first AHL goal with Cleveland against Bridgeport, April 1/14
- Posted an assist in his AHL debut with Springfield, March 28/14
- Marked an NHL career high with 21 points (8G, 13A) during his rookie season with Columbus
- Recognized as a 'Top 3 Player on Team' during the 2013 World Junior Championship

BRETT DAVIS



WHL VETERAN

Davis totalled 49 points (25G, 24A) in 57 WHL games split between the Lethbridge Hurricanes and Red Deer Rebels during the 2019-20 season. The forward played games in six WHL campaigns. Davis recorded 200 points (93G, 107A) in 309 career WHL games with Lethbridge, Red Deer and the Kootenay ICE.

JOURNEYMAN

Only two seasons of Davis' six year experience in the WHL were spent with the same club for the full campaign. He played his 2015-16 rookie season with the Hurricanes and posted nine points (5G, 4A) in 53 games. He ranked fourth among first-years in goals and was one of only four rookies to score on the power play. During the 2017-18 campaign with the ICE, Davis recorded a WHL career high 58 points (25G, 33A) in 72 games. The winger ranked third on the team in points and assists while placing second in goals.

HURRICANE AT HEART

Davis was originally drafted by the Hurricanes in the fourth round (78th overall) of the 2014 WHL Bantam Draft. The Oakbank, Man. product spent the first three seasons of his WHL career with Lethbridge where he posted 21 points (12G, 9A) in 85 games. After spending time with the ICE and the Rebels, Davis returned to the Hurricanes during the 2019-20 season and posted 25 points (16G, 9A) in 20 games.

STAR QUALITY

Davis was originally drafted by the Dallas Stars in the sixth round (163rd overall) in the 2017 NHL Entry Draft. Davis suited up with Dallas during the 2018 NHL Prospect Tournament. Notably in the Stars contest against the Carolina Hurricanes on Nov. 11/18, Davis collected a goal and an assist for the prospect squad.



OTHER PRO / AMATEUR STATS

Season	Team	Lge	Regular Season						Playoffs					
			GP	G	A	Pts	PIM	+/-	GP	G	A	Pts	PIM	
2014-15	Lethbridge Hurricanes	WHL	3	0	1	1	0	-2	--	--	--	--	--	--
2015-16	Lethbridge Hurricanes	WHL	53	5	4	9	17	-4	5	0	0	0	0	2
2016-17	Lethbridge Hurricanes	WHL	29	7	4	11	4	-11	--	--	--	--	--	--
2016-17	Kootenay Ice	WHL	30	11	11	22	14	-35	--	--	--	--	--	--
2017-18	Kootenay Ice	WHL	72	25	33	58	25	-20	--	--	--	--	--	--
2018-19	Kootenay Ice	WHL	24	7	12	19	6	-24	--	--	--	--	--	--
2018-19	Red Deer Rebels	WHL	41	13	18	31	25	-1	4	0	2	2	4	
2019-20	Red Deer Rebels	WHL	37	9	15	24	17	-7	--	--	--	--	--	
2019-20	Lethbridge Hurricanes	WHL	20	16	9	25	10	3	--	--	--	--	--	

WHL CAREER HIGHS

Games Played: 72 (2017-18)

Goals: 25 (17-18, 19-20)

Assists: 33 (2017-18)

Points: 58 (2017-18)

Penalty Minutes: 31 (2018-19)

Plus/Minus: -4 (2019-20)

Shots: 208 (2019-20)

CAREER HIGHLIGHTS / TRIVIA

- Served as an assistant captain for both the Kootenay ICE (2018-19) and Red Deer Rebels (2019-20)
- Suited up for the Dallas Stars during the 2018 NHL Prospect Tournament
- Recorded a WHL career-high 58 points (25G, 33A) in 72 games during the 2017-18 season
- Ranked second on the ICE in goals (25) and third in assists (33) and points (58) during the 2017-18 season
- Won a gold medal with Canada White at the 2015-16 U17 World Hockey Challenge

BORN

JUNE 1, 1999
OAKBANK, MB, CAN

HT 6'1" WT 192 S L

DRAFTED

DALLAS
6TH ROUND
163RD OVERALL
2017 NHL ENTRY DRAFT

ACQUIRED

TRYOUT, 2021

HARALDS EGLE



POINT PER GAME PLAYER

Egle posted 32 points (14G, 18A) in 32 games during his final season with the Clarkson University Golden Knights in 2019-20. The Liepaja, Latvia product paced the Golden Knights in scoring last season and was named to the conference's Third All-Star Team. During the 2018-19 campaign, Egle marked an ECAC career high of 40 points (19G, 21A) in 39 games and went on to win the 2019 ECAC Championship with Clarkson. The forward totalled 105 points (44G, 61A) in 135 career NCAA contests.

PLENTY OF TALLIES

Egle paced Clarkson in goals for two-consecutive seasons (18-19, 19-20). He posted 19 tallies during the 2018-19 season, seven of which were game-winning strikes, marking an ECAC best for the forward. During the 2019-20 season, Egle recorded 14 goals, recording a career-high six tallies on the power play.

TEAM LATVIA

Egle competed with Team Latvia in the D1A World Junior Championships for three-consecutive tournaments where he racked up a total seven points (2G, 5A) in 15 games. The forward helped Latvia medal in all three tournaments, capturing silver (2014), bronze (2015) and gold (2016).

USHL

Prior to his pro career, Egle spent three seasons in the USHL split between the Muskegon Lumberjacks, Madison Capitols and Chicago Steel. The forward posted a USHL career-high 43 points in 54 games during the 2014-15 season. He then recorded 38 points (7G, 31A) in 52 games split between the Capitols and Steel during the 2015-16 season. Egle totalled 88 points (29G, 59A) in 144 career USHL games.



OTHER PRO / AMATEUR STATS

Season	Team	Lge	Regular Season					Playoffs					
			GP	G	A	Pts	PIM	+/-	GP	G	A	Pts	PIM
2011-12	Green Mountain Glades	EJHL	1	1	0	1	12						
2012-13	Portland Jr. Pirates	EJHL	40	22	26	48	18						
2013-14	Muskegon Lumberjacks	USHL	38	4	3	7	18						
2014-15	Madison Capitals	USHL	54	18	26	44	92		--	--	--	--	--
2015-16	Madison Capitals	USHL	24	3	16	19	29	1	--	--	--	--	--
2015-16	Chicago Steel	USHL	28	4	15	19	8	-4	--	--	--	--	--
2016-17	Clarkson University	ECAC	34	6	11	17	16	-2					
2017-18	Clarkson University	ECAC	30	5	11	16	2	0					
2018-19	Clarkson University	ECAC	39	19	22	42	16	+11					
2019-20	Clarkson University	ECAC	32	14	18	32	22	9					
2020-21	Miskolci DVTK Polar Bears	Slovak	14	5	10	15	8	-5					

BORN
MAY 11, 1996
LIEPAJA, LATVIA

HT 5'10" WT 194 S R

DRAFTED
UNDRAFTED

ACQUIRED
FREE AGENCY, 2020

NCAA CAREER HIGHS

Games Played: 39 (2018-19)
Goals: 19 (2018-19)
Assists: 22 (2018-19)
Points: 42 (2018-19)

Penalty Minutes: 22 (2019-20)
Plus/Minus: +11 (2019-20)
Shots: 117 (2019-20)

CAREER HIGHLIGHTS / TRIVIA

- Named to the NCAA (ECAC) Third All-Star Team, 2019-20
- Named ECAC Hockey Player of the Month for Dec. 2019
- Recorded an ECAC career high 42 points (14G, 18A) during the 2018-19 season
- Selected NCAA (ECAC) Second All-Star Team, 2018-19
- Won the 2019 ECAC Hockey Men's Ice Hockey Tournament with Clarkson

LEON GAWANKE



SHINING DEBUT

Gawanke gave a strong performance during his first AHL campaign and became a key figure in Manitoba's defensive group as the season progressed. The rookie recorded 26 points (4G, 22A) in 48 games during the 2019-20 campaign. Gawanke led first-year Moose in points and assists, while ranking second in goals.

EAGLES STANDOUT

Gawanke appeared in three seasons for the Cape Breton Eagles. During the 2018-19 season, Gawanke marked a career high 57 points (17G, 40A) in 62 games. The Eagles selected Gawanke as the club's Top Defenceman that season. He was also recognized for Outstanding Community Involvement that season. Gawanke paced QMJHL defencemen in goals and tied for third in points. He recorded 121 points (29G, 92A) in 178 career games.

POST-SEASON CONSISTENCY

Gawanke went to the QMJHL post-season all three campaigns he played for the Eagles. His best playoffs came in 2018-19 when he tallied seven points (2G, 5A) in 11 games. In 27 career playoff games with Cape Breton, Gawanke racked up 13 points (4G, 9A), an average of 0.48 points per game.

MEDAL COLLECTION

Gawanke won multiple medals with Team Germany. In the 2018-19 season, he won gold with Germany at the U20 World Championship (D1A). Gawanke posted nine points (2G, 7A) in 14 games during the tournament. He also captured silver medals at the 2016 U18 World Championship (D1A) and 2017 U20 World Championship (D1A), as well as a bronze medal at the 2018 U20 World Championship (D1A).



BORN
MAY 31, 1999
BERLIN, GERMANY

HT 6'1" WT 198 S R

DRAFTED
WINNIPEG
5TH ROUND
136TH OVERALL
2017 NHL ENTRY DRAFT

ACQUIRED
DRAFTED

AHL STATS

Season	Team	Lge	Regular Season					Playoffs					
			GP	G	A	Pts	PIM	+/-	GP	G	A	Pts	PIM
2019-20	Manitoba Moose	AHL	48	4	22	26	21	-5	--	--	--	--	--
AHL Totals			48	4	22	26	21	-5	--	--	--	--	--

AHL CAREER HIGHS

Games Played: 48 (2019-20)
Goals: 4 (2019-20)
Assists: 22 (2019-20)
Points: 26 (2019-20)

Penalty Minutes: 21 (2019-20)
Plus/Minus: -5 (2019-20)
Shots: 92 (2019-20)

OTHER PRO / AMATEUR STATS

Season	Team	Lge	Regular Season					Playoffs					
			GP	G	A	Pts	PIM	+/-	GP	G	A	Pts	PIM
2014-15	Eisbaren Juniors Berlin U19	DNL Q	6	0	0	0	2	--	--	--	--	--	
2014-15	Eisbaren Juniors Berlin U19	DNL	2	0	0	0	0	--	--	--	--	--	
2015-16	Eisbaren Juniors Berlin U19	DNL	41	11	25	36	18	19	2	1	3	4	2
2015-16	Eisbaren Juniors Berlin U19	DNL Endrunde	4	1	3	4	0	4	--	--	--	--	
2016-17	Cape Breton Screaming Eagles	QMJHL	54	8	24	32	26	11	11	1	3	4	4
2017-18	Cape Breton Screaming Eagles	QMJHL	62	4	28	32	39	-20	5	1	1	2	5
2018-19	Cape Breton Screaming Eagles	QMJHL	62	17	40	57	26	14	11	2	5	7	4
2020-21	Eisbaren Berlin	DEL	3	0	0	0	0	0	--	--	--	--	

CAREER HIGHLIGHTS / TRIVIA

- Scored his first AHL goal, Nov. 17/19 vs. San Antonio
- Recorded an assist during his AHL debut, Oct. 5 /19 at Texas
- Named Cape Breton's (QMJHL) top defenceman for the 2018-29 season
- Scored the most goals (17) by a defenceman in the QMJHL in the 2018-19 season
- Won won a gold medal with Germany at the 2019 U20 World Championship (D1A)
- Won won a bronze medal with Germany at the 2018 U20 World Championship (D1A)
- Achieved the highest plus/minus (plus-five) at the 2018 U20 World Championship (D1A)
- Won won silver medal with Germany at the 2017 U20 World Championship (D1A)
- Selected 96th overall in the 2016 CHL Import Draft by Cape Breton (QMJHL)
- Won won silver medal with Germany at the 2016 U18 World Championship (D1A)

TYLER GRAOVAC



AHL VETERAN

Graovac has appeared in 331 career AHL games split between the Iowa Wild, Hershey Bears, Stockton Heat and Utica Comets. The Brampton, Ont. product has 184 points (87G, 97A) and 141 penalty minutes spanning seven AHL campaigns.

NO SIGN OF SLOWING DOWN

Graovac kicked off his first AHL season in strong fashion and posted 25 points (13G, 12A) in 64 games with the Iowa Wild during the 2013-14 campaign. He ranked second among first years in goals and points that season. The following campaign he nearly doubled his point total and recorded 46 points (21G, 25A) in 73 games with the Wild. Four seasons later, Graovac recorded an AHL career-high 50 points (24G, 26A) in 65 games with the Stockton Heat during the 2018-19 season. He paced the club in goals and ranked second in points.

NHL SHOWING

Graovac has recorded 11 points (9G, 2A) in 70 NHL contests with the Vancouver Canucks, Minnesota Wild and Washington Capitals. The forward made his NHL debut, Dec. 29/14 against the Winnipeg Jets. Graovac posted his first NHL goal, Oct. 29/16 against the Dallas Stars. He was originally selected by the Minnesota Wild in the seventh round, 191st overall, of the 2011 NHL Draft.

DOMINANT JUNIOR

Graovac spent four seasons in the OHL split between the Ottawa 67's and Belleville Bulls. He recorded 130 points (58G, 72A) in 228 career OHL games. Graovac had a solid final OHL campaign, he split the season between the 67's and the Bulls and recorded 73 points (38G, 35A) in 60 games. During the 2012-13 postseason, the Bulls advanced to the Conference Finals. During the post-season Graovac posted 22 points (6G, 16A) in 15 games.



BORN

APRIL 27, 1993
BRAMPTON, ON, CAN

HT 6'5" WT 210 S L

DRAFTED

MINNESOTA
7TH ROUND
191ST OVERALL
2011 NHL ENTRY DRAFT

ACQUIRED

LOANED BY VANCOUVER, 2021

AHL STATS

Season	Team	Lge	Regular Season					Playoffs					
			GP	G	A	Pts	PIM	+/-	GP	G	A	Pts	PIM
2013-14	Iowa Wild	AHL	64	13	12	25	29	-23	--	--	--	--	--
2014-15	Iowa Wild	AHL	73	21	25	46	26	-8	--	--	--	--	--
2015-16	Iowa Wild	AHL	39	5	11	16	20	-8	--	--	--	--	--
2016-17	Iowa Wild	AHL	26	10	5	15	15	-15	--	--	--	--	--
2017-18	Hershey Bears	AHL	53	12	17	29	12	-5	--	--	--	--	--
2018-19	Stockton Heat	AHL	65	24	26	50	37	-8	--	--	--	--	--
2019-20	Utica Comets	AHL	11	2	1	3	2	-7	--	--	--	--	--
AHL Totals			331	87	97	184	141	-74	--	--	--	--	--

AHL CAREER HIGHS

Games Played: 73 (2014-15)

Goals: 24 (2018-19)

Assists: 26 (2018-19)

Points: 50 (2018-19)

Penalty Minutes: 37 (2018-19)

Plus/Minus: -5 (2018-19)

Shots: 195 (2014-15)

NHL STATS

Season	Team	Lge	Regular Season					Playoffs					
			GP	G	A	Pts	PIM	+/-	GP	G	A	Pts	PIM
2014-15	Minnesota Wild	NHL	3	0	0	0	0	0	--	--	--	--	--
2015-16	Minnesota Wild	NHL	2	0	0	0	0	-1	--	--	--	--	--
2016-17	Minnesota Wild	NHL	52	7	2	9	10	7	--	--	--	--	--
2017-18	Washington Capitals	NHL	5	0	0	0	2	-3	--	--	--	--	--
2019-20	Vancouver Canucks	NHL	8	2	0	2	2	-2	--	--	--	--	--
NHL Totals			70	9	2	11	14	1	--	--	--	--	--

OTHER PRO / AMATEUR STATS

Season	Team	Lge	Regular Season					Playoffs					
			GP	G	A	Pts	PIM	+/-	GP	G	A	Pts	PIM
2009-10	Ottawa 67's	OHL	52	2	7	9	17	-6	12	0	0	0	2
2010-11	Ottawa 67's	OHL	66	10	11	21	10	-4	--	--	--	--	--
2011-12	Ottawa 67's	OHL	50	8	19	27	31	6	18	4	6	10	12
2012-13	Ottawa 67's	OHL	30	21	14	35	8	-16	--	--	--	--	--
2012-13	Belleville Bulls	OHL	30	17	21	38	10	23	15	6	16	22	17

CAREER HIGHLIGHTS / TRIVIA

- Marked an AHL career high 50 points (24G, 26A) in the 2018-19 season with the Stockton Heat
- Recorded his first NHL goal with Minnesota, Oct. 29/16 vs. Dallas
- Made his NHL debut with Minnesota, Dec. 29/14 at Winnipeg
- Ranked second among Iowa rookies with 13 goals and 25 points in 2013-14
- Named the 2013 CHL Sportsman of the year and OHL Most Sportsmanlike Player

LUKE GREEN



CAREER HIGH

During the 2019-20 season, Green played a career high 13 games for the Moose and set new bests in plus-minus (+4) and shots on goal (19). He marked another milestone in posting his first AHL power play goal on Nov. 8/19 at Rockford. Green suffered an upper body injury on Dec. 3 and missed the remainder rest of the 2019-20 season.

GAME-WINNER

Green made his 2018-19 season debut for the Moose at Milwaukee on Oct. 27/18. Just three games into the season, Green found the scoresheet, Nov. 2/18 vs. CHI, and notched his first AHL goal while adding an assist. His tally resulted in the game-winner and he marked his first multi-point game. In 11 games with the Moose during the 2018-19 season, Green recorded three points (1G, 2A) and marked an AHL career high 10 penalty minutes.

NUMBER ONE

The Saint John Sea Dogs selected Green with the first overall pick in the 2014 QMJHL Entry Draft. Prior to his selection by Saint John, Green posted 37 points (17G, 20A) in 34 regular season games for Newbridge Academy in the Nova Scotia Major Midget Hockey League and 18 points (7G, 11A) in 16 playoff games. Green was named the rookie defenceman of the year after the season.

TWINS

Green had the rare opportunity to play on the same junior team as his twin brother Matthew, a winger, as they spent two and a half seasons together for Saint John. The pair had played together throughout their careers, including bantam and midget. Luke was traded to the Sherbrooke Phoenix on Dec. 26/16. Matthew and the Sea Dogs went on to win the President's Cup as QMJHL champions later that season.



BORN

JAN. 12, 1998
BEDFORD, N.S., CAN

HT 6'1" WT 192 S R

DRAFTED

WINNIPEG
3RD ROUND
79TH OVERALL
2016 NHL ENTRY DRAFT

ACQUIRED

DRAFTED

AHL STATS

Season	Team	Lge	Regular Season						Playoffs				
			GP	G	A	Pts	PIM	+/-	GP	G	A	Pts	PIM
2016-17	Manitoba Moose	AHL	4	0	1	1	0	1	--	--	--	--	--
2018-19	Manitoba Moose	AHL	11	1	2	3	10	-5	--	--	--	--	--
2019-20	Manitoba Moose	AHL	13	1	0	1	4	4	--	--	--	--	--
AHL Totals			28	2	3	5	14	0	--	--	--	--	--

AHL CAREER HIGHS

Games Played: 13 (2019-20)

Goals: 1 (18-19, 19-20)

Assists: 2 (2018-19)

Points: 3 (2018-19)

Penalty Minutes: 10 (2018-19)

Plus/Minus: +4 (2019-20)

Shots: 19 (2019-20)

OTHER PRO / AMATEUR STATS

Season	Team	Lge	Regular Season						Playoffs				
			GP	G	A	Pts	PIM	+/-	GP	G	A	Pts	PIM
2014-15	Saint John Sea Dogs	QMJHL	60	6	30	36	23	0	5	1	2	3	2
2015-16	Saint John Sea Dogs	QMJHL	61	10	25	35	29	18	13	1	2	3	14
2016-17	Saint John Sea Dogs	QMJHL	27	2	13	15	22	-3	--	--	--	--	--
2016-17	Sherbrooke Phoenix	QMJHL	33	3	19	22	34	-4	--	--	--	--	--
2017-18	Sherbrooke Phoenix	QMJHL	14	5	10	15	16	7	2	0	0	0	4

CAREER HIGHLIGHTS / TRIVIA

- Marked an AHL career high in games played (13) and plus/minus (+4) during the 2019-20 season
- Scored his first AHL goal with Manitoba, Nov. 2/18 vs. Chicago
- Tallied his first AHL point with Manitoba, an assist, April 9/17 vs. Tucson
- Made his professional debut with Manitoba (AHL), April 1/17 at San Jose
- Appeared in the 2016 CHL/NHL Top Prospects Game
- Represented Canada at the 2014 World U17 Hockey Challenge, posting four points (1G, 3A) in five games
- Selected first overall by Saint John in the 2014 QMJHL Entry Draft

VICTOR HADFIELD



BREAKOUT SEASON

Hadfield racked up 26 points (8G, 18A) in 46 games with the Barrie Colts during the 2019-20 campaign. The forward marked an OHL career high in goals, assists and points last season, more than doubling his statistics marked the previous campaign. Hadfield has posted 33 points (10G, 23A) in 124 career OHL contests. Hadfield was originally drafted by the Colts first overall in the 2017 OHL U18 Priority Selection.

HOT STREAK

Hadfield marked the longest point streak of his OHL career, Nov. 14/19 - Nov. 29/19 where he recorded six points in five games. (3G, 3A). During this streak, Hadfield also posted the first multi-point game of his OHL career and notched a goal and an assist, Nov. 17/19 against the North Bay Battalion.

ON THE BOARD

Hadfield recorded his first OHL goal, Feb. 21/19 against the Saginaw Spirit. He notched the tally just over six minutes into the third period on his second shot of the contest. Hadfield was awarded the second star of the game. A familiar face was also on the ice during the game, with fellow Moose forward Cole Perfetti playing for the Saginaw.

FAMILY TIES

Hadfield's grandfather, Vic Hadfield, spent 16 seasons in the NHL split between the Pittsburgh Penguins and New York Rangers. The forward totalled 712 points (323G, 389A) in 1004 contests. During the 1971-72 season Hadfield recorded an NHL career high 10G points (50G, 56A) in 78 games. His play was recognized by the league and he filled the left-wing position on the NHL's second All-Star Team and ranked fifth in votes for the Hart Trophy. The elder Hadfield's number 11 is retired by the Rangers.



BORN

SEPT. 21, 2000
OAKVILLE, ON, CAN

HT 6'0" WT 179 S L

DRAFTED

UNDRAFTED

ACQUIRED

TRYOUT, 2021

OTHER PRO / AMATEUR STATS

Season	Team	Lge	Regular Season						Playoffs					
			GP	G	A	Pts	PIM	+/-	GP	G	A	Pts	PIM	
2017-18	Barrie Colts	OHL	27	0	0	0	6	0	5	0	0	0	0	
2018-19	Barrie Colts	OHL	51	2	5	7	13	-14	--	--	--	--	--	
2019-20	Barrie Colts	OHL	46	8	18	26	26	4	--	--	--	--	--	

OHL CAREER HIGHS

Games Played: 51 (2018-19)

Goals: 8 (2019-20)

Assists: 18 (2019-20)

Points: 26 (2019-20)

Penalty Minutes: 26 (2019-20)

Plus/Minus: +4 (2019-20)

Shots: 77 (2019-20)

CAREER HIGHLIGHTS / TRIVIA

- Marked an OHL career high in goals (8), assists (18) and points (26) during the 2019-20 season
- Recorded his first OHL point with an assist, Nov. 17/18 against the Kitchener Rangers
- Made his junior debut with Barrie, Sept. 28/17 against the Soo Greyhounds
- Hadfield's grandfather, Vic Hadfield, played 16 seasons in the NHL with the Pittsburgh Penguins and New York Rangers and totaled 712 points (323G, 389A) in 1004 contests
- Teammate with fellow Moose player Arturs Silovs

VILLE HEINOLA



NHL DEBUT

Heinola was drafted by the Winnipeg Jets 20th overall during the 2019 Entry Draft. The rookie defenceman made his NHL debut on Oct. 3/19, in New York against the Rangers and posted his first NHL assist during the contest on Blake Wheeler's second period tally. On the same road trip, Heinola scored his first NHL goal on Oct. 8/19 at Pittsburgh. The Honkajoki, Finland native recorded five points (1G, 4A) in eight games for the Jets during the 2019-20 season.

JUST PASSING THROUGH

Following his time with the Jets, Heinola joined the Moose and appeared in three games with the club. The defenceman recorded his first AHL assist on Nov. 3/19 vs. Grand Rapids on Cameron Schilling's third period game-winning tally. Following his time with the Moose, Heinola joined Lukko for the remainder of the 2019-20 season where he recorded seven assists in 29 games.

GOLD STANDARDS

Heinola competed with Team Finland for three consecutive World Junior Championships (2018-2020). The defenceman totalled 11 points (1G, 10A) in 19 games. Finland went on to win the gold medal during the 2019 tournament in their 3-2 victory against the United States. Heinola faced off against fellow Jets prospect Dylan Samberg who was competing for the USA. During the 2020 tournament, Heinola received player of the game honours, Jan. 2/21 and went on to win bronze with Finland.

HOMETOWN REPPIN'

Heinola suited up for Lukko Rauma (Liiga) during the 2020-21 season prior to the World Junior Championship in Edmonton. He posted 14 points (1G, 13A) in 19 games. The defenceman has played three seasons with Lukko (2018-20) and collected 35 points (3G, 32A) in 82 career Liiga games.



BORN

MARCH 2, 2001
HONKAJOKI, FINLAND

HT 5'11" WT 181 S L

DRAFTED

WINNIPEG
1ST ROUND
20TH OVERALL
2019 NHL ENTRY DRAFT

ACQUIRED

DRAFTED

AHL STATS

Season	Team	Lge	Regular Season						Playoffs				
			GP	G	A	Pts	PIM	+/-	GP	G	A	Pts	PIM
2015-16	Manitoba Moose	AHL	3	0	1	1	0	-2	--	--	--	--	--
AHL Totals			3	0	1	1	0	-2	-	-	-	-	-

NHL STATS

Season	Team	Lge	Regular Season						Playoffs				
			GP	G	A	Pts	PIM	+/-	GP	G	A	Pts	PIM
2019-20	Winnipeg Jets	NHL	8	1	4	5	4	3	--	--	--	--	--
2020-21	Winnipeg Jets	NHL	2	0	0	0	0	2	--	--	--	--	--
NHL Totals			8	1	4	5	4	-3	--	--	--	--	--

OTHER PRO / AMATEUR STATS

Season	Team	Lge	Regular Season						Playoffs				
			GP	G	A	Pts	PIM	+/-	GP	G	A	Pts	PIM
2018-19	Lukko Rauma	SM-liiga	34	2	12	14	26	7	7	1	3	4	2
2019-20	Lukko Rauma	SM-liiga	29	0	7	7	12	13	--	--	--	--	--
2020-21	Lukko Rauma	SM-liiga	19	1	13	14	4	10	--	--	--	--	--

AHL CAREER HIGHS

Games Played: 3 (2019-20)

Goals: N/A

Assists: 1 (2019-20)

Points: 1 (2019-20)

Penalty Minutes: 0 (2019-20)

Plus/Minus: -2 (2019-20)

Shots: 1 (2019-20)

CAREER HIGHLIGHTS / TRIVIA

- Won the bronze medal with Team Finland at the 2021 World Junior Championship
- Was the first 2001-born player to score a goal in the NHL
- Scored his first NHL goal, Oct. 8 at PIT
- Tallied an assist in his NHL debut, Oct. 3 at New York Rangers
- Recorded his first AHL assist, Nov. 3 vs. Grand Rapids
- Appeared in his AHL debut, Nov. 2 vs. Grand Rapids
- Won the gold medal with Team Finland during the 2019 World Junior Championship

NICHOLAS JONES



PRO DEBUT

Jones collected 19 points (9G, 10A) in 61 games with the Hartford Wolf Pack during the 2019-20 campaign. Last season, Jones paced Hartford first years in goals and ranked second in assists and points. He was one of only two rookies to post a power play goal. The Edmonton, Alta. product made his AHL debut with the Wolf Pack during the 2018-19 campaign and posted three points (2G, 1A) in 10 games.

A GAME TO REMEMBER

During Hartford's game on April 3/19 against the Springfield Thunderbirds, Jones marked multiple AHL milestones during the contest. He recorded his first AHL assist just over five minutes into the first period. Eight minutes later, Jones recorded his first AHL goal, also marking his first power play tally as the goal was collected on a man advantage. This contest stamped Jones' first multi-point game of his AHL career.

COLLEGIATE CAREER

Jones spent the first season of his collegiate career with Ohio State University (2014-15) where he posted six points (1G, 5A) in 26 games. The following season, the forward only appeared in three games before taking a two-season break from the NCAA. In the 2017-18 season, Jones returned to the collegiate system and spent two seasons with the University of North Dakota where he posted 50 points (24G, 26A) in 60 games.

CHAMPIONSHIP SEASON

During his two season departure from the NCAA, Jones played 100 games with the Penticton Vees (BCHL) and recorded 125 points (46G, 79A). The club went to the post season both years Jones was on the roster and he recorded 43 points (19G, 24A) in 31 playoffs games. Penticton went on to win the 2016-17 BCHL Championship.



BORN

JUNE 2, 1996
EDMONTON, AB, CAN

HT 5'11" WT 186 S R

DRAFTED

UNDRAFTED

ACQUIRED

FREE AGENT, 2021

AHL STATS

Season	Team	Lge	Regular Season					Playoffs					
			GP	G	A	Pts	PIM	+/-	GP	G	A	Pts	PIM
2018-19	Hartford Wolf Pack	AHL	10	2	1	3	4	-1	--	--	--	--	--
2019-20	Hartford Wolf Pack	AHL	61	9	10	19	20	-14	--	--	--	--	--
AHL Totals			71	11	11	22	24	-14	--	--	--	--	--

AHL CAREER HIGHS

Games Played: 61 (2019-20)

Goals: 9 (2019-20)

Assists: 10 (2019-20)

Points: 19 (2019-20)

Penalty Minutes: 20 (2019-20)

Plus/Minus: -1 (2018-19)

Shots: 75 (2019-20)

OTHER PRO / AMATEUR STATS

Season	Team	Lge	Regular Season					Playoffs					
			GP	G	A	Pts	PIM	+/-	GP	G	A	Pts	PIM
2012-13	Sherwood Park Crusaders	AJHL	48	11	13	24	36		8	1	0	1	2
2013-14	Sherwood Park Crusaders	AJHL	52	41	31	72	88		10	5	3	8	19
2014-15	Ohio State University	Big-10	26	1	5	6	6	4					
2015-16	Ohio State University	Big-10	3	0	0	0	0	-3					
2015-16	Penticton Vees	BCHL	42	21	42	63	20		11	9	7	16	6
2016-17	Penticton Vees	BCHL	58	25	37	62	45		21	10	17	27	6
2017-18	U. of North Dakota	NCHC	34	15	15	30	16	9					
2018-19	U. of North Dakota	NCHC	26	9	11	20	10	2				1	0

CAREER HIGHLIGHTS / TRIVIA

- Recorded his first AHL goal and assist during his fifth AHL contest, April 3/19 vs. Springfield
- Made his AHL debut, March 23/19 vs. Charlotte
- During the 2017-18 campaign with North Dakota (NCHC), he paced the club in goals (15) and ranked second in points (30)
- Won the 2017 RBC Cup (National Junior-A Championship) with the Penticton Vees
- Captured the 2017 BCHL Championship with the Penticton Vees
- Led the AJHL with 41 goals and tied for third with 72 points with Sherwood Park in 2013-14

COLE KEHLER



PRO DEBUT

Kehler appeared in his first AHL contest last season with the Ontario Reign on Nov. 15/19 vs. San Diego. The netminder relieved Ontario's starter Cal Petersen midway through the third period. Kehler was tested with six shots and did not allow any goals, resulting in his current AHL save percentage standing at 1.000.

ECHL DEVELOPMENT

Kehler appeared in 31 games with the Fort Wayne Komets (ECHL) during the 2019-20 campaign and posted a 14-10-4 record while marking a 3.05 goals-against average and a .901 save percentage. The netminder recorded an ECHL career high two shutouts in 2019-20. Kehler also spent the 2018-19 season in the ECHL with the Manchester Monarchs where he played 17 games and marked a 7-8-0 record with a .883 save percentage.

CLIMBING THE RANKS

Kehler spent five seasons of his junior career in the WHL split between the Kamloops Blazers and Portland Winterhawks (2013-18). The netminder appeared in 141 career WHL contests while posting a 66-51-3 record, alongside a 3.31 goals-against average and a .899 save percentage. Kehler improved as his time in the league progressed, and during his final campaign (2017-18) Kehler tied for fifth in the WHL with 30 wins and landed in the top ten in goals-against average (2.77), games played (53), shots faced (1554) and saves (1412).

BACK-TO-BACK

With Kehler on the roster, the Winterhawks advanced to the Western Conference Semi-finals two consecutive seasons (2016-18). Kehler appeared in 23 career post-season games compiling a record of 10-11-2, with a 3.75 goals-against average and a .897 save percentage.



BORN
DEC. 17, 1997
ALTONA, MB, CAN

HT 6'4" WT 205 C R

DRAFTED
UNDRAFTED

ACQUIRED
FREE AGENT, 2021

AHL STATS

Season	Team	Lge	GP	Regular Season							Playoffs			
				Record	Min	GA	GAA	Svs	Pct	SO	GP	Record	GAA	Pct
2019-20	Ontario Reign	AHL	1	0-0-0	8	0	0.00	6	1.00	0	--	--	--	--
AHL Totals		AHL	1	0-0-0	8	0	0.00	6	1.00	0	--	--	--	--

OTHER PRO / AMATEUR STATS

Season	Team	Lge	GP	Regular Season							Playoffs			
				Record	Min	GA	GAA	Svs	Pct	SO	GP	Record	GAA	Pct
2013-14	Kamloops Blazers	WHL	11	1-4-0	430	37	5.16	222	.857	0	--	--	--	--
2014-15	Kamloops Blazers	WHL	21	3-14-0	1123	87	4.65	515	.855	0	--	--	--	--
2015-16	Meritt Centennials	BCHL	43	18-24-0	2454	157	3.84	1386	.898	0	--	--	--	--
2016-17	Portland Winterhawks	WHL	56	32-17-3	3151	163	3.10	1649	.910	2	11	--	--	--
2017-18	Portland Winterhawks	WHL	53	30-16-4	3079	142	2.77	1412	.909	4	12	--	--	--
2018-19	Manchester Monarchs	ECHL	17	7-8-0	862	61	4.25	461	.883	0	1	--	--	--
2019-20	Fort Wayne Komets	ECHL	31	14-10-4	1709	87	3.05	791	.901	2	--	--	--	--

ECHL CAREER HIGHS

Games Played: 31 (2019-20)

Minutes Played: 1709 (2019-20)

Wins: 14 (2019-20)

Saves: 791 (2019-20)

Goals Against Average (+25 GP): 3.05 (2019-20)

Save Percentage (+25 GP): .901 (2019-20)

Shutouts: 2 (2019-20)

CAREER HIGHLIGHTS / TRIVIA

- Made his AHL debut with Ontario during the 2019-20 season, Nov. 15/19 vs. San Diego
- Recorded his first professional win with Manchester (ECHL), Nov. 23 at Worcester
- Made his professional debut with Manchester, Oct. 24/18 at Maine
- Appeared in the WHL playoffs two consecutive seasons (2016-18)
- Following the 2017-18 season, he tied for fifth in the WHL with 30 wins on the year

JOHNATHAN KOVACEVIC



KEEPING CONSISTENT

Kovacevic posted 12 points (4G, 8A) in 15 games with the Moose during the 2019-20 campaign. When the rookie defencemen found the scoresheet, he got into a rhythm. The Grimsby, Ont. product recorded point streaks on four occasions last season. He started his debut campaign strong and posted three points (1G, 2A) in his first four games in the lineup. Kovacevic marked a two-game goal streak, Nov. 29-30/19 against Grand Rapids and Chicago respectively. His tally against the Wolves resulted as the game-winner, the first of his AHL career.

MOOSE DEBUT

Kovacevic joined the Moose in March, 2019 after finishing his season at Merrimack College and made his professional debut, April 12/19 against Chicago. Kovacevic scored his first professional goal 7:53 into the game. Kovacevic notched an assist in the third period to record first multi-point performance and plus-two rating in his debut.

COLLEGIATE STANDOUT

Kovacevic was nominated for the Hobey Baker Memorial Award in 2019 after his junior season at Merrimack College. In 31 games, Kovacevic registered 18 points (4G, 14A) from the blue-line. Kovacevic appeared in 101 games with Merrimack during his NCAA career, tallying 54 points (9G, 45A). While in college, he studied Civil Engineering and was awarded the Top Scholar-Athlete award his first two seasons.

LEADERSHIP ROLE

During his final year at Merrimack College, Kovacevic served as an alternate captain for the team. He logged more minutes than any other player on the team. Kovacevic also led the Merrimack in assists (14), and set a new career high in goals (4).



BORN
JULY 12, 1997
GRIMSBY, ONT, CAN

HT 6'5" W 219 S R

DRAFTED
WINNIPEG
3RD ROUND
74TH OVERALL
2017 NHL ENTRY DRAFT

ACQUIRED
DRAFTED

AHL STATS

Season	Team	Lge	Regular Season					Playoffs					
			GP	G	A	Pts	PIM	+/-	GP	G	A	Pts	PIM
2018-19	Manitoba Moose	AHL	1	1	1	2	2	2	--	--	--	--	--
2019-20	Manitoba Moose	AHL	45	4	8	12	33	10					
AHL Totals			46	5	9	14	35	12	--	--	--	--	--

AHL CAREER HIGHS

Games Played: 45 (2019-20)

Goals: 4 (2019-20)

Assists: 8 (2019-20)

Points: 12 (2019-20)

Penalty Minutes: 33 (2019-20)

Plus/Minus: +10 (2019-20)

Shots: 56 (2019-20)

OTHER PRO / AMATEUR STATS

Season	Team	Lge	Regular Season					Playoffs					
			GP	G	A	Pts	PIM	+/-	GP	G	A	Pts	PIM
2014-15	Ottawa Jr. Senators	CCHL	52	5	14	19	20	--	10	0	3	3	6
2015-16	Ottawa Jr. Senators	CCHL	21	2	8	10	6	--	--	--	--	--	--
2015-16	Hawkesbury Hawks	CCHL	30	6	20	26	21	--	10	0	7	7	10
2016-17	Merrimack College	NCAA	36	3	16	19	30	7	--	--	--	--	--
2017-18	Merrimack College	NCAA	34	2	15	17	14	-2	--	--	--	--	--
2018-19	Merrimack College	NCAA	31	4	14	18	14	-10	--	--	--	--	--

CAREER HIGHLIGHTS / TRIVIA

- Marked a three-game point streak (1G, 2A) during the 2019-20 season
- Tallied a goal and an assist in his AHL debut with Manitoba, April 12/19 at Chicago
- Nominated for the 2019 Hobey Baker Award
- Scored 19 points as a rookie with Merrimack, ranking him fourth on the team in scoring
- Named to the 2016 CCHL Third All-Star Team
- Named to the 2015 CCHL All-Rookie Team

BIAGIO LERARIO



NORTHEASTERN

Lerario spent his collegiate career with the Northeastern University Huskies. The centreman collected seven points (4G, 3A) in 32 games with Northeastern during the 2019-20 season. Lerario served as an alternate captain in his final season of eligibility. The Addison, Ill. product totalled 29 points (12G, 17A) in 122 career NCAA games.

CHAMPIONSHIPS

Lerario and Northeastern took home the 2019 NCAA Hockey East Championship. The Huskies started off the tournament in strong fashion and claimed back-to-back victories against the University of Maine Black Bears. Northeastern moved on and posted a 2-1 win against the Boston University in the semifinals and secured the championship with a 3-2 victory against Boston College. Lerario posted eight points (4G, 4A) and 22 penalty minutes in 34 games that season.

USHL

Prior to his collegiate career, Lerario spent four seasons in the USHL split between the Chicago Steel and the Lincoln Stars. In 2014-15, he posted 34 points (20 goals, 14 assists) in 58 games with the Stars. Lerario donned the "C" for Lincoln during the 2015-16 campaign, where he finished the season with 40 points (16G, 24A) in 51 games. Of those 16 goals, five of them resulted in the game-winning tally, which tied him for 13th in the USHL. The forward totalled 90 points (45G, 45A) in 176 career USHL contests.

PLENTY OF PIMS

Lerario led the USHL with 167 penalty minutes during the 2015-16 season. He also paced the Huskies with 74 PIM during the 2019-20 campaign. Throughout his collegiate career, Lerario racked up 173 penalty minutes in 122 games.



OTHER PRO / AMATEUR STATS

Season	Team	Lge	Regular Season						Playoffs				
			GP	G	A	Pts	PIM	+/-	GP	G	A	Pts	PIM
2012-13	Chicago Steel	USHL	30	4	4	8	21	1	--	--	--	--	--
2013-14	Chicago Steel	USHL	15	1	0	1	35	-2	--	--	--	--	--
2013-14	Lincoln Stars	USHL	22	4	3	7	27	4	--	--	--	--	--
2014-15	Lincoln Stars	USHL	58	20	14	34	129	-20	--	--	--	--	--
2015-16	Lincoln Stars	USHL	51	16	24	40	167	3	4	1	1	2	2
2016-17	Northeastern University	H-East	28	1	3	4	24	-3	--	--	--	--	--
2017-18	Northeastern University	H-East	28	3	7	10	53	3	--	--	--	--	--
2018-19	Northeastern University	H-East	34	4	4	8	22	1	--	--	--	--	--
2019-20	Northeastern University	H-East	32	4	3	7	74	-7	--	--	--	--	--

NCAA CAREER HIGHS

Games Played: 34 (2018-19)
 Goals: 4 ('18-'19, '19-'20)
 Assists: 7 (2017-18)
 Points: 10 (2017-18)

Penalty Minutes: 74 (2019-20)
 Plus/Minus: +3 (2019-20)
 Shots: 37 (2018-19)

CAREER HIGHLIGHTS / TRIVIA

- Represented Northeastern as an alternate captain during the 2019-20 season
- Set an NCAA career high with 74 penalty minutes during the 2019-20 campaign
- Won the 2019 Hockey East Championship with Northeastern
- Recorded an NCAA career high 10 points (3G, 7A) during the 2017-18 season
- Led the USHL with 167 PIMS during the 2015-16 season

BORN

SEPT. 22, 1995
 ADDISON, IL., USA

HT 5'10" WT 185 S L

DRAFTED

UNDRAFTED

ACQUIRED

SIGNED, 2020

JOONA LUOTO



FAR FROM HOME

Luoto began the 2019-20 season with the Moose where he appeared in nine games and posted three assists. Luoto earned a recall to the Winnipeg Jets on Nov. 7/19 and made his NHL debut the following day. The forward went on to compete in 16 games with the Jets before making his return to the Moose. Luoto added nine games and an assist to his AHL statistics, equating to a total of four assists in 18 contests. Luoto's season was cut short due to an upper-body injury.

INTERNATIONAL STAGE

The 2019-20 campaign marked Luoto's first season playing in North America. He spent the past three seasons competing for his hometown club, Tappara Tampere (SM-liiga). Luoto recorded 38 points (32G, 17A) in 129 games with Tappara. During the 2018-19 season, he posted career highs in games played (58) and PIM's (32) while matching his career highs in goals (8) and assists (8).

POST-SEASON EXPERIENCE

Luoto represented Finland at the 2017 World Junior Championships. He posted one goal and one assist in the six games he appeared in. Luoto skated alongside fellow Winnipeg Jets prospect Kristian Vesalainen during the tournament.

POST-SEASON EXPERIENCE

Tappara made the playoffs all three years Luoto was in the lineup. The club captured the SM-liiga championship in 2017 with Luoto contributing one goal in 10 playoff games. He tallied two assists in 13 games during the 2018 playoffs as Tappara reached the final but fell short of gold. Luoto's most productive post-season came in 2019 where he recorded four points (2G, 2A) in eleven playoff games. Luoto has also recorded three points (2G, 1A) in 16 Champions Hockey League games with Tappara.



BORN

SEPTEMBER 26, 1997
TAMPERE, FINLAND

HT 6'4" WT 201 S L

DRAFTED
UNDRAFTED

ACQUIRED
FREE AGENT, 2019

AHL STATS

Season	Team	Lge	Regular Season							Playoffs				
			GP	G	A	Pts	PIM	+/-	GP	G	A	Pts	PIM	
2019-20	Manitoba Moose	AHL	18	0	4	4	13	-2	--	--	--	--	--	
AHL Totals			18	0	4	4	13	-2	--	--	--	--	--	

NHL STATS

Season	Team	Lge	Regular Season							Playoffs				
			GP	G	A	Pts	PIM	+/-	GP	G	A	Pts	PIM	
2019-20	Winnipeg Jets	NHL	16	0	0	0	2	-3	--	--	--	--	--	
NHL Totals			16	0	0	0	2	-3	0	0	0	0	0	

LIIGA CAREER HIGHS

Games Played: 58 (2018-19)

Goals: 8 ('17-'18, '18-'19)

Assists: 8 ('17-'18, '18-'19)

Points: 16 ('17-'18, '18-'19)

Penalty Minutes: 32 (2018-19)

Plus/Minus: +16 (2018-19)

Shots: 142 (2018-19)

OTHER PRO / AMATEUR STATS

Season	Team	Lge	Regular Season							Playoffs				
			GP	G	A	Pts	PIM	+/-	GP	G	A	Pts	PIM	
2013-14	Tappara U18	Jr. B SM-sarja	48	8	14	22	26	--	3	0	0	0	4	
2014-15	Tappara U18	Jr. B SM-sarja	27	22	13	35	45	--	7	3	3	6	0	
2014-15	Tappara U20	Jr. A SM-liiga	17	5	4	9	10	3	--	--	--	--	--	
2015-16	Tappara U20	Jr. A SM-liiga	36	20	15	35	26	4	--	--	--	--	--	
2016-17	Tappara U20	Jr. A SM-liiga	4	2	4	6	2	3	--	--	--	--	--	
2016-17	Tappara	Liiga	24	5	1	6	6	3	10	1	0	1	4	
2016-17	LeKi	Mestis	24	5	3	8	65	-6	--	--	--	--	--	
2017-18	Tappara	Liiga	47	8	8	16	14	5	13	0	2	2	2	
2018-19	Tappara	Liiga	58	8	8	16	32	6	11	2	2	4	0	
2020-21	HIFK	Liiga	19	5	4	9	2	2	--	--	--	--	--	

CAREER HIGHLIGHTS / TRIVIA

- Made his NHL debut, Nov. 8/19 vs. Vancouver
- Posted his first AHL assist, Oct. 25/19 at Grand Rapids
- Appeared in his AHL debut, Oct. 11/19 vs. Toronto
- Reached the 2018 SM-liiga finals with Tappara
- Won the 2017 SM-liiga championship with Tappara
- Represented Finland at the 2017 World Junior Championships
- Captained Tappara U18 during the 2014-15 season

BOBBY LYNCH



FIRST PRO SEASON

Lynch made his AHL debut with the Moose on Dec. 31 vs. RFD. Manitoba went on to win the New Years Eve game in a 4-3 decision. Lynch appeared in three games with the Moose during the 2019-20 campaign. He spent the remainder of the 2019-20 season with the Jacksonville Icemen where he posted 28 points (14G, 14A) in 51 games. Lynch tied for third in goals and fifth in points among Icemen skaters.

LUMBERJACKS

Lynch spent the 2018-19 season in the USHL with the Muskegon Lumberjacks where he posted 53 points (21G, 32A). Lynch impressed for the Lumberjacks in the postseason and collected 10 points (2G, 8A) in eight playoff games. Lynch showed consistency on the Lumberjacks and recorded a six-game point streak that lasted from Nov. 9-23/18. During this streak he recorded nine points (2G, 7A).

COACH TIES

Lynch's move to the Lumberjacks was motivated by a familiar face behind the bench. Lynch played for Lumberjacks head coach Mike Hamilton in his younger years. In the 2010-11 season, Lynch played for the Detroit Honeybaked U18 AAA squad where Hamilton was the head coach.

CAREER HIGH

Lynch spent two seasons with the QMJHL's Drummondville Voltigeurs (2016-18). During the 2017-18 season with Drummondville, Lynch posted a career-high 67 points in 67 games in scoring 28 goals and adding 39 assists. He finished the season with an impressive +18 rating.



BORN
JUNE 16, 1998
GRAND BLANC, MICH, USA

HT 6'2" WT 173 S R

DRAFTED
UNDRAFTED

ACQUIRED
FREE AGENT, 2019

AHL STATS

Season	Team	Lge	Regular Season						Playoffs				
			GP	G	A	Pts	PIM	+/-	GP	G	A	Pts	PIM
2019-20	Manitoba Moose	AHL	3	0	0	0	4	-2	--	--	--	--	--
AHL Totals			3	0	0	0	4	-2	--	--	--	--	--

OTHER PRO / AMATEUR STATS

Season	Team	Lge	Regular Season						Playoffs				
			GP	G	A	Pts	PIM	+/-	GP	G	A	Pts	PIM
2016-17	Drummondville Voltigeurs	QMJHL	37	2	7	9	2	-4	2	0	0	0	0
2017-18	Drummondville Voltigeurs	QMJHL	67	28	39	67	26	18	10	0	6	6	0
2018-19	Muskegon Lumberjacks	USHL	61	21	32	53	18	7	8	2	8	10	12
2019-20	Jacksonville Icemen	ECHL	51	14	14	28	6	-16	-	-	-	-	-

ECHL CAREER HIGHS

Games Played: 51 (2019-20)
Goals: 14 (2019-20)
Assists: 14 (2019-20)
Points: 28 (2019-20)

Penalty Minutes: 6 (2019-20)
Plus/Minus: -16 (2019-20)
Shots: 124 (2019-20)

CAREER HIGHLIGHTS / TRIVIA

- Tied for third on Jacksonville (ECHL) with 14 goals, 2019-20
- Made his AHL debut with Manitoba, Dec. 31/19 vs. Rockford
- Finished second on Muskegon (USHL) with 53 points (21G, 32A) in 61 games in 2018-19
- Recorded a six-game point streak with nine points (2G, 7A) from Nov. 9-Nov. 23/18 with Muskegon
- Transferred from the QMJHL (Drummondville) to the USHL (Muskegon) prior to the 2018-19 season
- Posted a career-high 67 points (28G, 39A) in 67 games in the 2017-18 season with Drummondville (QMJHL)
- Tallied his first career hat trick with Drummondville, Sept. 30/17 vs. Baie-Comeau

COLE MAIER



NOTABLE TALLIES

Maier played his AHL rookie season with the Moose during the 2019-20 campaign. The centremen posted 15 points (7G, 8A) in 59 games. Maier led first-year Moose with seven goals on the season and was one of only two rookies to score shorthanded. His goal recorded on the penalty kill was posted, Nov. 17/19 at San Antonio. The contest against the Rampage was also the first multi-goal game of Maier's AHL career.

QUICK WORK

The Pequannock, N.J. product made his professional debut in 2018-19 and appeared in three games with the Moose. Maier played his first pro-game April 12/19, suiting up for the Moose in Grand Rapids. After posting three shots on goal in his first two games, Maier scored his first AHL tally in Manitoba's 6-2 victory over the Chicago Wolves on April 14/19. Maier's first three professional games came on consecutive days.

EARLY YEARS

Maier spent his collegiate career with Union College where he served as the team captain for two seasons from 2017-19. The forward appeared in 133 games for the Union Dutchmen and posted 95 points (38G, 57A). His most productive season came in 2017-18 when Maier recorded 34 points (11G, 23A) in 38 games. Maier was recognized by the ECAC for his performance during the 2018-19 campaign in being named a finalist for both the 2019 Best Defensive Forward and the conference's 2019 Men's Student-Athlete of the Year award. He was also selected for the ECAC's Third All-League Team.

ROOKIE SHOWCASE

Maier took part in the 2019 Rookie Showcase in Belleville, Ont. with the Winnipeg Jets. He appeared in three games and recorded a point in each outing. Maier finished the tournament with a goal and two assists, while posting six shots on goal.



BORN
JUNE 24, 1995
PEQUANNOCK, N.J., USA

HT 6'1" WT 199 S R

DRAFTED
UNDRAFTED

ACQUIRED
FREE AGENT, 2019

AHL STATS

Season	Team	Lge	GP	Regular Season					Playoffs				
				G	A	Pts	PIM	+/-	GP	G	A	Pts	PIM
2018-19	Manitoba Moose	AHL	3	1	0	1	0	0	--	--	--	--	--
2019-20	Manitoba Moose	AHL	59	7	8	15	12	-7	--	--	--	--	--
AHL Totals			62	8	8	16	12	-7	--	--	--	--	--

AHL CAREER HIGHS

Games Played: 59 (2019-20)
Goals: 7 (2019-20)
Assists: 8 (2019-20)
Points: 15 (2019-20)

Penalty Minutes: 12 (2019-20)
Plus/Minus: 0 (2018-19)
Shots: 81 (2019-20)

OTHER PRO / AMATEUR STATS

Season	Team	Lge	GP	Regular Season					Playoffs				
				G	A	Pts	PIM	+/-	GP	G	A	Pts	PIM
2014-15	Wenaimo Clippers	BCHL	58	25	29	54	40	--	23	4	8	12	26
2015-16	Union College	ECAC	18	3	1	4	21	-8	--	--	--	--	--
2016-17	Union College	ECAC	38	15	10	25	10	15	--	--	--	--	--
2017-18	Union College	ECAC	38	11	23	34	20	5	--	--	--	--	--
2018-19	Union College	ECAC	39	9	23	32	24	10	--	--	--	--	--

CAREER HIGHLIGHTS / TRIVIA

- Recorded his first AHL multi-goal game, Nov. 17/19 at San Antonio
- Scored his first professional goal with Manitoba (AHL), April 14/19 at Chicago
- Made his professional debut with Manitoba, April 12/19 at Grand Rapids
- Finalist for 2018-19 ECAC Best Defensive Forward of the Year and Student Athlete of the Year
- Named to the 2018-19 ECAC's Third All-League team
- Served as captain for Union College for two seasons from 2017-19

JEFF MALOTT



CORNELL HIGHLIGHTS

Malott spent his collegiate career with Cornell University. During his sophomore season, the forward posted an NCAA career-high 17 points (6G, 11A) in 28 games. The club claimed the 2017-18 and 2019-20 ECAC Regular Season Championship with Malott on the roster. The forward served as a tri-captain for Cornell during his final season of eligibility. He totalled 53 points (24G, 29A) in 114 career NCAA games.

LEAGUE RECOGNITION

The Burlington, Ont. product was named one of three finalists for ECAC Hockey Best Defensive Forward for the 2019-20 season. The left-winger posted 13 points (6G, 7A) in 29 games during the campaign. Malott blocked 18 shots and marked a +16 rating on the season tying for fourth among forwards in the ECAC.

RACKING UP PIMS

During the 2017-18 season, Malott recorded 56 penalty minutes, ranking him third among league leaders and 52 against conference rivals which put him at the front of the pack. The left-winger recorded 135 penalty minutes during his NCAA career.

CHAMPIONSHIP START

Prior to his collegiate career, Malott spent two seasons in the AJHL with the Brooks Bandits. He posted 60 points (25G, 35A) in 46 games during the 2015-16 campaign. Malott was named to the AJHL (South) All-Star Team and went on to win the AJHL Championship with the Bandits in five games over the Spruce Grove Saints. Malott totalled 80 points (31G, 49A) in 99 career AJHL contests.



OTHER PRO / AMATEUR STATS

Season	Team	Lge	GP	Regular Season					+/-	GP	Playoffs			PIM
				G	A	Pts	PIM	G			A	Pts		
2014-15	Brooks Bandits	AJHL	53	6	14	20	88		20	2	2	4	10	
2015-16	Brooks Bandits	AJHL	46	25	35	60	70		13	4	8	12	6	
2016-17	Cornell University	ECAC	30	6	3	9	40	-1						
2017-18	Cornell University	ECAC	28	6	11	17	56	10						
2018-19	Cornell University	ECAC	27	6	8	14	27	1						
2019-20	Cornell University	ECAC	29	6	7	13	12	16						

ECAC CAREER HIGHS

Games Played: 30 (2016-17)

Goals: 6 ('16-'17, '17-'18, '18-'19, '19-'20)

Assists: 11 (2017-18)

Points: 17 (2017-18)

Penalty Minutes: 56 (2017-18)

Plus/Minus: +16 (2019-20)

Shots: 51 (2019-20)

CAREER HIGHLIGHTS / TRIVIA

- Scored his first professional goal with Florida (ECHL), Jan. 18 at Orlando
- Made his professional debut with Florida, Jan. 8 at Orlando
- Named a finalist for the ECAC Hockey Best Defensive Forward for the 2019-20 season
- Finished two campaigns with Cornell as ECAC Regular Season Champions (17-18, 19-20)
- Served as a tri-captain of Cornell during the 2019-20 season
- Completed the 2019-20 season with a +15 rating in ECAC Hockey, ranking first in the league among forwards
- Recorded a ECAC career high 17 points (6G, 11A) during the 2017-18 season
- Selected for the AJHL (South) All-Star Team
- Won the 2015-16 AJHL Champion with the Brooks Bandits

BORN

AUGUST 7, 1996
BURLINGTON, ONT.

HT 6'3" WT 204 S L

DRAFTED

UNDRAFTED

ACQUIRED

FREE AGENT, 2020

SKYLER MCKENZIE



REACHING NEW HEIGHTS

McKenzie posted 23 points (9G, 14A) in 58 games with the Moose during the 2019-20 campaign. The forward set AHL career highs in games played, goals, assists and points. McKenzie set his new mark in goals with his ninth of the season on Jan. 25/20 at Iowa. He nearly doubled his previously set AHL career-high assist total of eight. McKenzie marked another milestone and posted the first power play goal of his AHL career on Dec. 3/19 at Rockford.

OFFENSIVE TEAR

As a rookie, McKenzie scored goals in consecutive games twice in February of 2019. It was the first and second times he tallied multi-goal games in his pro career. With four goals and an assist, February was McKenzie's most productive month of the 2018-19 season. McKenzie finished the campaign with 16 points (8G, 8A) leading rookie forwards in offensive production in 2018-19.

FIRSTS

McKenzie tallied his first professional assist on Oct. 13/18 against Belleville. McKenzie recorded his first point months earlier in the 2018 Calder Cup Playoffs. Making his pro debut on April 25/18, in Game 3 of the Central Division Semi-Finals, the Sherwood Park, Alta. native scored his first professional goal, which turned out to be the game-winner in a 6-3 Moose win at Grand Rapids.

STANDOUT JUNIOR

McKenzie played four seasons in the WHL with the Portland Winterhawks, and closed out his junior career with back-to-back seasons over 80 points. He played all 72 games for the Winterhawks in 2017-18, posting 87 points (47G, 40A) and a plus-38 rating. His 47 goals paced Portland and were tied for sixth in the WHL. He had three point streaks of at least eight games, including a season high 10-game point streak from Nov. 1-25 (8G, 10A). In 2016-17, he had 84 points (42G, 42A) in 72 games.



BORN

JAN. 20, 1998
SHERWOOD PARK, ALTA, CAN

HT 5'8" WT 163 S L

DRAFTED

WINNIPEG
7TH ROUND
198TH OVERALL
2017 NHL ENTRY DRAFT

ACQUIRED

DRAFTED

AHL STATS

Season	Team	Lge	Regular Season					Playoffs					
			GP	G	A	Pts	PIM	+/-	GP	G	A	Pts	PIM
2017-18	Manitoba Moose	AHL	--	--	--	--	--	--	3	1	0	1	0
2018-19	Manitoba Moose	AHL	47	8	8	16	28	6	--	--	--	--	--
2019-20	Manitoba Moose	AHL	58	9	14	23	18	-4					
AHL Totals			105	17	22	39	46	2	3	1	0	1	0

AHL CAREER HIGHS

Games Played: 58 (2019-20)

Goals: 9 (2019-20)

Assists: 14 (2019-20)

Points: 23 (2019-20)

Penalty Minutes: 28 (2018-19)

Plus/Minus: +6 (2018-19)

Shots: 95 (2019-20)

OTHER PRO / AMATEUR STATS

Season	Team	Lge	Regular Season					Playoffs					
			GP	G	A	Pts	PIM	+/-	GP	G	A	Pts	PIM
2013-14	Portland Winterhawks	WHL	5	0	0	0	0	0	--	--	--	--	--
2014-15	Portland Winterhawks	WHL	65	4	12	16	48	0	17	0	3	3	8
2015-16	Portland Winterhawks	WHL	68	8	17	25	48	3	4	0	1	1	0
2016-17	Portland Winterhawks	WHL	72	42	42	84	60	29	9	4	2	6	0
2017-18	Portland Winterhawks	WHL	72	47	40	87	54	38	12	3	5	8	0
2020-21	Freiburg EHC	DEL-2	6	3	1	4	6	0					

CAREER HIGHLIGHTS / TRIVIA

- Marked new AHL career highs in goals, assists and points in 2019-20
- Led Manitoba (AHL) rookie forwards with 16 points (8G, 8A) in 2018-19
- Scored three goals in two pre-season games with the Winnipeg (NHL) in 2018
- Scored the game-winning goal in his pro debut with Manitoba, April 25/18 in Game 3 of the Central Division Semi-Finals against Grand Rapids
- Finished tied for sixth in the WHL with 47 goals in 72 games in 2017-18 with Portland
- Finished tied for eighth in the WHL with 42 goals in 72 games in 2016-17 with Portland
- Posted a combined plus-67 rating his final two WHL seasons
- Was an eighth round pick of the Winterhawks in the 2013 WHL Bantam Draft

WESTIN MICHAUD



LEADING THE WAY

Michaud posted 28 points (16G, 12A) in 35 games with the University of North Dakota Fighting Hawks during the 2019-20 campaign. In his senior year of eligibility, Michaud tied for the team lead in goals. That season, North Dakota captured the Penrose Cup as the NCHC's top regular season club. Michaud was recognized by the league for his play and named an all-conference honourable mention.

CAREER HIGH CAMPAIGN

Prior to joining North Dakota as a senior transfer, Michaud played three seasons for the Colorado College Tigers. During the 2018-19 campaign, Michaud posted an NCHC career high 30 points (13G, 17A) in 41 games, ranking him second on the club in points and goals. The Cloquet, Minn. product led Colorado with seven power play tallies on the season, including three in the NCHC playoffs. His seven power play goals tied for the most in the conference and ranked just outside of the top 20 nationally.

FROZEN FACEOFF

Michaud helped lead the Tigers to their first NCHC Frozen Faceoff. The Tigers clinched the NCHC first-round series in a 3-2 decision against Western Michigan. Michaud racked up a goal and an assist during the contest. The Tigers were defeated 5-2 by the No. 1 ranked St. Cloud State in the semifinals. Michaud scored both of Colorado's goals and marked a game-high of six shots on net during the contest.

INJURY SETBACK

During a 2015-16 exhibition game, Michaud scored two goals against the University of Calgary before suffering a season-ending ACL injury. Michaud missed his entire freshman season with Colorado College, resulting in an extra year of eligibility.



OTHER PRO / AMATEUR STATS

Season	Team	Lge	Regular Season						Playoffs				
			GP	G	A	Pts	PIM	+/-	GP	G	A	Pts	PIM
2013-14	Corpus Christi IceRays	NAHL	56	13	9	22	16	1	--	--	--	--	--
2014-15	Corpus Christi IceRays	NAHL	58	30	43	73	59	17	--	--	--	--	--
2014-15	Sioux Falls Stampede	USHL	2	0	2	2	0	2	--	--	--	--	--
2016-17	Colorado College	NCHC	36	5	3	8	29	-5	--	--	--	--	--
2017-18	Colorado College	NCHC	37	11	13	24	16	-1	--	--	--	--	--
2018-19	Colorado College	NCHC	41	13	17	30	30	13	--	--	--	--	--
2019-20	U. of North Dakota	NCHC	35	16	12	28	14	19	--	--	--	--	--

BORN
SEPT. 26, 1995
CLOQUET, MINN., USA

HT 5'10" WT 175 S L

DRAFTED
UNDRAFTED

ACQUIRED
FREE AGENT, 2019

NCAA CAREER HIGHS

Games Played: 41 (2018-19)

Goals: 16 (2019-20)

Assists: 17 (2018-19)

Points: 30 (2018-19)

Penalty Minutes: 30 (2018-19)

Plus/Minus: +19 (2019-20)

Shots: 101 (2019-20)

CAREER HIGHLIGHTS / TRIVIA

- Tied for the lead on North Dakota in goals (16), 2019-20
- Captured the Penrose Cup with North Dakota as the NCHC's top regular season club, 2019-20
- Named an all-conference honorable mention, 2019-20
- Posted an NCHC career high in points (30) and goals (13) with Colorado College, 2018-19
- Advanced to the semifinals of the 2019 Frozen Faceoff with Colorado
- Led Colorado with seven power-play tallies, 2018-19

JIMMY OLIGNY



CAREER HIGH STATS

During the 2019-20 season, Jimmy Oligny marked AHL career highs in goals, assists and points. The defenceman posted 16 points (4G, 12A) in 53 games. He also tied his AHL career-high of three multi-point games on the season. His previous career high point total was set during the 2015-16 campaign when he posted 14 points (3G, 11A) in 74 games with the Milwaukee Admirals.

NO TIME WASTED

The seven-year defenceman was traded to the Winnipeg Jets and assigned to the Moose on Jan. 3/19. Oligny, who had one assist in 16 games with his former club, the Chicago Wolves, got on the scoresheet in just his second game with Manitoba, registering an assist on Peter Stoykewych's third-period goal. Oligny went on to post 10 points (2G, 8A) in 32 games with the Moose during the 2018-19 season.

NOTABLE TALLIES

Oligny set a career-high with a 7.1 percent shooting percentage in 2018-19. Oligny scored twice that season. His first goal the result of a breakaway in Toronto and the second came against Texas in the midst of a three-game point streak (1G, 3A) lasting from March 13-17/19.

TRAVELING MAN

Oligny has played with three different AHL teams over the course of his career. He began his career with Milwaukee Admirals where he spent four seasons. His AHL debut was on Oct. 10/14 vs. the Charlotte Checkers. Oligny's second stop was a brief one, spending 16 games with the Chicago Wolves, before arriving in Manitoba.



BORN
APRIL 30, 1993
ST. MICHEL, QUE, CAN

HT 5'11" WT 206 S L

DRAFTED
UNDRAFTED

ACQUIRED
TRADE, 2018
RE-SIGNED, 2020

AHL STATS

Season	Team	Lge	Regular Season							Playoffs				
			GP	G	A	Pts	PIM	+/-	GP	G	A	Pts	PIM	
2014-15	Milwaukee Admirals	AHL	53	1	4	5	46	-2	--	--	--	--	--	
2015-16	Milwaukee Admirals	AHL	74	3	11	14	120	14	3	0	0	0	2	
2016-17	Milwaukee Admirals	AHL	66	1	11	12	118	7	--	--	--	--	--	
2017-18	Milwaukee Admirals	AHL	66	2	10	12	135	-20	--	--	--	--	--	
2018-19	Chicago Wolves	AHL	16	0	1	1	28	2	--	--	--	--	--	
2018-19	Manitoba Moose	AHL	32	2	8	10	35	4	--	--	--	--	--	
2019-20	Manitoba Moose	AHL	53	4	12	16	83	-2	--	--	--	--	--	
AHL Totals			360	13	57	70	565	3	3	0	0	0	2	

AHL CAREER HIGHS

Games Played: 74 (2015-16)

Goals: 4 (2019-20)

Assists: 12 (2019-20)

Points: 16 (2019-20)

Penalty Minutes: 135 (2017-18)

Plus/Minus: +14 (2015-16)

Shots: 95 (2017-18)

OTHER PRO / AMATEUR STATS

Season	Team	Lge	Regular Season							Playoffs				
			GP	G	A	Pts	PIM	+/-	GP	G	A	Pts	PIM	
2009-10	Prince Edward Island Rocket	QMJHL	52	1	5	6	28	-2	5	1	0	1	2	
2010-11	Prince Edward Island Rocket	QMJHL	66	2	13	15	77	-9	5	0	0	0	10	
2011-12	Prince Edward Island Rocket	QMJHL	58	6	18	24	165	-20	--	--	--	--	--	
2012-13	Prince Edward Island Rocket	QMJHL	65	13	29	42	142	3	6	1	1	2	4	
2013-14	Rimouski Oceanic	QMJHL	61	7	29	36	119	23	10	3	5	8	25	
2015-16	Cincinnati Cyclones	ECHL	1	0	0	0	6	1	--	--	--	--	--	

CAREER HIGHLIGHTS / TRIVIA

- Named Manitoba's Julian Klymkiw Community Service award winner for 2019-20
- Marked new AHL career highs in goals, assists and points during the 2019-20 season
- Set a new season-high shooting percentage of 7.1 percent in 2018-19
- Ranked seventh in the AHL with 135 PIMs during the 2017-18 season
- Named Milwaukee's IOA/American Specialty AHL Man of the Year (community service) for 2015-16
- Made his AHL debut with Milwaukee, Oct. 10/14 vs. Charlotte
- Played in the 2012 Canada-Russia Super Series
- Selected seventh overall in the 2009 QMJHL Entry Draft by Prince Edward Island

BRENT PEDERSEN



AHL CAREER HIGHS

Pedersen posted nine points (3G, 6A) in 36 games with the Moose last season. The forward recorded AHL career highs in games played, assists and points during the 2019-20 campaign. Two of Pedersen's three goals resulted as the game-winning tally. He also marked an AHL career high with 36 games played in 2019-20.

DEBUT IN THE PROS

Pedersen split the 2018-19 season between the Orlando Solar Bears and the Moose. The Arthur, Ontario product posted 32 points (12G, 20A) in the 30 games he suited up for with the Bears while posting five points (1G, 4A) in the 29 games he appeared in for the Moose.

COLLEGE YEARS

Pedersen spent his collegiate career with Laurentian University where he served as one of the alternate captains for his final two seasons. In the 76 games Pedersen appeared in for the Voyageurs, he collected 59 points (27G, 32A). Pedersen also competed with Team Canada during this time and captured a bronze medal with at the 2017 Winter Universiade in Almaty, Kazakhstan. Universiade in Almaty, Kazakhstan.

MEMORIAL CUP

Pedersen spent four seasons in the OHL split between the Kitchener Rangers and the Oshawa Generals. Pedersen won the OHL Championship with the Generals in the 2014-15 season where he collected three assists. Oshawa went on to win the 2015 Memorial Cup in a 2-1 overtime victory against the Kelowna Rockets.



BORN
JULY 5, 1995
ARTHUR, ON, CAN

HT 6'3" WT 214 S L

DRAFTED
CAROLINA
5TH ROUND
126ST OVERALL
2013 NHL ENTRY DRAFT

ACQUIRED
FREE AGENT, 2018
SIGNED, 2020

AHL STATS

Season	Team	Lge	Regular Season						Playoffs				
			GP	G	A	Pts	PIM	+/-	GP	G	A	Pts	PIM
2018-19	Manitoba Moose	AHL	29	4	1	5	15	-8	--	--	--	--	--
2019-20	Manitoba Moose	AHL	36	3	6	9	6	3	--	--	--	--	--
AHL Totals		AHL	65	7	7	14	21	5	--	--	--	--	--

AHL CAREER HIGHS

Games Played: 36 (2019-20)

Goals: 4 (2018-19)

Assists: 6 (2019-20)

Points: 9 (2019-20)

Penalty Minutes: 15 (2018-19)

Plus/Minus: 3 (2019-20)

Shots: 44 (2019-20)

OTHER PRO / AMATEUR STATS

Season	Team	Lge	Regular Season						Playoffs				
			GP	G	A	Pts	PIM	+/-	GP	G	A	Pts	PIM
2011-12	Kitchener Rangers	OHL	65	9	5	14	12	-10	16	0	1	1	0
2012-13	Kitchener Rangers	OHL	67	14	16	30	52	11	8	0	0	0	2
2013-14	Kitchener Rangers	OHL	67	18	13	31	48	-30	--	--	--	--	--
2014-15	Kitchener Rangers	OHL	33	10	10	20	32	-2	--	--	--	--	--
2014-15	Oshawa Generals	OHL	36	7	10	17	27	14	21	0	3	3	2
2015-16	Laurentian University	QUAA	26	11	6	17	4	0	--	--	--	--	--
2016-17	Laurentian University	QUAA	22	7	9	16	6	0	--	--	--	--	--
2017-18	Laurentian University	QUAA	28	9	17	26	16	0	--	--	--	--	--
2018-19	Orlando Solar Bears	ECHL	30	12	20	32	4	10	7	2	1	3	0
2019-20	Orlando Solar Bears	ECHL	6	1	3	4	4	1	--	--	--	--	--

CAREER HIGHLIGHTS / TRIVIA

- Scored his first AHL game-winning goal with Manitoba, Nov. 11/19 vs. Texas
- Recorded an assist in his AHL debut with Manitoba, Dec. 15/18 vs. Toronto
- Scored his first pro goal with Orlando (ECHL), Oct. 15/18 vs. South Carolina
- Recorded an assist in his pro debut with Orlando, Oct. 13/18 vs. Atlanta
- Named Laurentian University's Male Athlete of the Week for Feb. 4/18
- Won bronze medal with Team Canada at the 2017 Winter Universiade in Almaty, Kazakhstan
- Won Memorial Cup and OHL Championships with Oshawa in 2015

COLE PERFETTI



THE KID IS ALRIGHT

Perfetti recorded 111 points (37G, 74A) in 61 games with the Saginaw Spirit (OHL) during the 2019-20 campaign. The forward ranked second among league leaders in points and assists. Perfetti recorded a point in all but eight games during the 2019-20 season. Perfetti was selected to the OHL's Second All-Star Team and as the OHL and CHL's Scholastic Player of the Year. In two OHL seasons, he has tallied 185 points (74G, 111A) in 124 games.

MILESTONE MOMENTS

Perfetti marked multiple OHL milestones during the 2019-20 season. He recorded an OHL game high five points on two occasions, most recently, Feb. 12/20 against the Soo Greyhounds when he posted five assists. Perfetti was on a 12-game point streak (6G, 18A) when the OHL season was cancelled.

OH CANADA

Perfetti made his World Juniors debut with Team Canada during the 2021 IIHF World Junior Championship. The centremen recorded six points (2G, 4A) in seven games. Team Canada went on to claim the silver medal. Perfetti also suited up for Team Canada White during the 2018-19 World U-17 Hockey Challenge. Perfetti posted nine points (2G, 7A) in five games, ranking him second during the tournament among point leaders.

GOLDEN STANDARDS

Perfetti made his OHL debut with the Saginaw Spirit, Sept. 19/18 against the Soo Greyhounds. During his first season, Perfetti led OHL rookies with 37 goals and 74 points and named to the OHL's All-Rookie team. Perfetti also led the Spirit in game-winning tallies with seven and led Saginaw rookies in power play goals with six.



OTHER PRO / AMATEUR STATS

Season	Team	Lge	Regular Season					Playoffs					
			GP	G	A	Pts	PIM	+/-	GP	G	A	Pts	PIM
2017-18	Whitby Fury	OJHL	5	2	4	6	0	--	--	--	--	--	--
2018-19	Saginaw Spirit	OHL	63	37	37	74	10	36	16	8	6	14	4
2019-20	Saginaw Spirit	OHL	61	37	74	111	16	49	--	--	--	--	--

OHL CAREER HIGHS

Games Played: 63 (2018-19)

Goals: 37 (18-19, 19-20)

Assists: 74 (2019-20)

Points: 111 (2019-20)

Penalty Minutes: 16 (2019-20)

Plus/Minus: +49 (2019-20)

Shots: 244 (2019-20)

CAREER HIGHLIGHTS / TRIVIA

- Won a silver medal with Team Canada in the 2021 World Junior Championship
- Awarded the 2020 CHL and OHL Scholastic Player of the Year
- Named to the 2020 OHL Second All-Star Team
- Recorded a career-high 111 points (37G, 74A) with Saginaw during the 2019-20 season
- Ranked second in the OHL in points and assists in 2019-20
- Posted an OHL game high five points, most recently he recorded five assists, Feb. 12/20 against Soo Greyhounds
- Named to the 2019 OHL All-Rookie Team
- Led OHL rookies in goals (37) and points (74) during the 2018-19 campaign
- Played for Team Canada White at the 2018 World U-17 Hockey Challenge

BORN

JAN. 1, 2002
WHITBY, ON

HT 5'10" WT 185 S L

DRAFTED

WINNIPEG
1ST ROUND
10TH OVERALL
2020 NHL ENTRY DRAFT

ACQUIRED

DRAFTED

KRISTIAN REICHEL



A-PLUS

Ahead of his third season with the Moose, Reichel was named one of the team's two full-time alternate captains for the 2020-21 season. Previously Reichel had served as an alternate captain for the Czech national team at the 2018 World Junior Championship, 2016 World U18 Championship and with the national U17 team.

STANDOUT SEASON

Reichel posted an AHL career-high 17 points (12G, 5A) in 39 games during the 2019-20 campaign with the Moose. Reichel was injured near the start of the season and missed two months of play. He didn't skip a beat in his return and scored a goal in his first game back on the ice, Dec. 7/19 vs. Chicago. Reichel's season was recognized by the Jets and the NHL club signed the forward to a two-year, entry-level contract in June.

PRODUCT OF LITVINOV

Prior to the 2017-18 season when he came to North America, Reichel played all but three games of his club hockey for a Litvanov-based team since he was 14, starting out with Litvanov HC's U16 program. On the international stage, Reichel has represented the Czech Republic at the IIHF World U18 Championship, Ivan Hlinka Memorial tournament and two IIHF World Junior Championship tournaments.

FAMILY BUSINESS

Kristian is the son of former NHL player Robert Reichel, whose career spanned 630 NHL games and 504 Czech league games. During his time in the NHL, Robert racked up 630 points (252G, 378A) with the Calgary, New York Islanders, Arizona and Toronto. Kristian's cousin, Lukas, was drafted by the Chicago Blackhawks 17th overall in the 2020 NHL Entry Draft.



BORN

JUNE 11, 1998
LITVINOV, CZECH REP.

HT 6'2" WT 188 S R

DRAFTED

UNDRAFTED

ACQUIRED

FREE AGENT, 2018
SIGNED, 2020

AHL STATS

Season	Team	Lge	Regular Season					Playoffs					
			GP	G	A	Pts	PIM	+/-	GP	G	A	Pts	PIM
2018-19	Manitoba Moose	AHL	55	2	8	10	14	-3	--	--	--	--	--
2019-20	Manitoba Moose	AHL	39	12	5	17	18	1	--	--	--	--	--
AHL Totals			94	14	13	27	32	-2	--	--	--	--	--

AHL CAREER HIGHS

Games Played: 55 (2018-19)

Goals: 12 (2019-20)

Assists: 8 (2018-19)

Points: 17 (2019-20)

Penalty Minutes: 18 (2019-20)

Plus/Minus: +1 (2019-20)

Shots: 61 (2019-20)

OTHER PRO / AMATEUR STATS

Season	Team	Lge	Regular Season					Playoffs					
			GP	G	A	Pts	PIM	+/-	GP	G	A	Pts	PIM
2014-15	Litvinov HC	Czech U20	4	1	0	1	0	-1	--	--	--	--	--
2015-16	Litvinov HC	Czech	15	3	1	4	4	-3	--	--	--	--	--
2015-16	Litvinov HC	Czech U20	28	17	7	24	16	-3	--	--	--	--	--
2016-17	Litvinov HC	Czech	41	2	6	8	8	-11	5	0	0	0	0
2016-17	Most HC	Czech2	3	2	1	3	0	0	--	--	--	--	--
2017-18	Red Deer Rebels	WHL	63	34	23	57	32	-1	5	3	2	5	2

CAREER HIGHLIGHTS / TRIVIA

- Marked new AHL career highs in goals and points in 2019-20
- Appeared in two NHL preseason games with Winnipeg in 2019
- Scored a goal in his AHL debut with Manitoba, Oct. 7/18 at Iowa
- Finished third on Red Deer (WHL) in points (57), and second in goals (34) in 2017-18
- Named an alternate captain for the Czech Republic at the 2018 World Junior Championship, recording four points (3G, 1A) in seven games
- Represented the Czech Republic at the 2017 IIHF World Junior Championship
- Participated in the 2016 World Junior-A Challenge with the Czech Republic, earning tournament all-star honours with five points (2G, 3A) in five games
- Made his professional debut in 2015-16 with Litvinov HC, posting four points (3G, 1A) in 15 games
- Represented the Czech Republic at the Ivan Hlinka Memorial tournament and IIHF World U18 Championship during the 2015-16 season
- Won a silver medal with the Czech Republic at the 2015 European Youth Winter Festival
- Son of former NHL player Robert Reichel, who totaled 630 points (252G, 278A) in 830 games

DYLAN SAMBERG



SENIOR STANDOUT

Samberg spent three seasons of his collegiate career with the Minnesota-Duluth Bulldogs. During the 2019-20 campaign, Samberg marked a season high 21 points (16, 20A) in 28 games with Minnesota-Duluth. Samberg's 20 assists ranked second on the team and 12th in the NCHC. During the last game of his college career on Mar. 7/20 he recorded his first four-assist game before the season was paused. Samberg was named to the 2019-20 NCHC Academic All-Conference Team.

COLLEGIATE TOTALS

The defenceman racked up 13 points (16, 12A) in 42 games during the 2017-18 campaign with the Bulldogs. During his sophomore season, he posted an NCAA career-high seven goals in 39 games. In 109 career NCAA games, Samberg totalled 53 points (9G, 44G).

BACK-TO-BACK

Minnesota-Duluth captured the NCAA Division 1 Championship in consecutive seasons with Samberg on the roster. UMD claimed the 2018 championship with a 2-1 victory over Notre Dame. The following season, Samberg struck for a goal and an assist in UMD's 4-1 triumph over Providence College in the NCAA Frozen Four semifinals. This marked one of his four, multi-point nights on the year. Minnesota-Duluth went on to capture the championship with a 3-0 victory against U-Mass Amherst.

MEDAL SHOWINGS

Samberg represented Team USA at the 2018 and 2019 IIHF World Junior Championships. The Hermantown, Minn. product recorded four points (1G, 3A) in seven games to help the Americans win a bronze medal in 2018 and tallied a pair of assists in seven games en route to a silver medal in 2019. Samberg was just the fourth Bulldog to ever make consecutive visits to the World Juniors.



BORN
 JAN. 24, 1999
 HERMANTOWN, MINN, USA

HT 6'4" WT 215 S L

DRAFTED
 WINNIPEG
 2ND ROUND
 43RD OVERALL
 2017 NHL ENTRY DRAFT

ACQUIRED
 DRAFTED

OTHER PRO / AMATEUR STATS

Season	Team	Lge	Regular Season						Playoffs				
			GP	G	A	Pts	PIM	+/-	GP	G	A	Pts	PIM
2016-17	Waterloo Black Hawks	USHL	6	1	1	2	0	2	8	1	2	3	8
2017-18	U. of Minnesota-Duluth	NCHC	42	1	12	13	43	5	--	--	--	--	--
2018-19	U. of Minnesota-Duluth	NCHC	39	7	12	19	35	22	--	--	--	--	--
2019-20	U. of Minnesota-Duluth	NCHC	28	1	20	21	18	17	--	--	--	--	--

NCAA CAREER HIGHS

Games Played: 42 (2017-18)
Goals: 7 (2018-19)
Assists: 20 (2019-20)
Points: 21 (2019-20)

Penalty Minutes: 43 (2017-18)
Plus/Minus: +22 (2018-19)
Shots: 69 (2018-19)

CAREER HIGHLIGHTS / TRIVIA

- Four assists in one game March 7, 2020 against St. Cloud State
- Won the NCAA championship with Minnesota-Duluth in back-to-back seasons ('17-'18, '18-'19)
- Recorded a three-game scoring streak (March 9-16, 2019 and March 17-24, 2018)
- Won the silver medal with Team USA at the 2019 World Junior Championship
- Led Minnesota-Duluth with 76 blocked shots, 2017-18
- His 1.81 blocks-per-game average ranked fourth among rookies in the United States, 2017-18
- Scored his first NCAA goal, Feb. 23, 2018 at Western Michigan
- Captured a bronze medal with Team USA at the 2018 World Junior Championship
- Recorded first NCAA assist vs. Merrimack College (Oct. 20, 2017)
- Made his NCAA debut, Oct. 6, 2017 vs. Minnesota

ASHTON SAUTNER



UTICA TO MANITOBA

Sautner has played five seasons in the AHL, all spent with the Utica Comets. He tallied 12 points (1G, 11A) in 51 games with the Comets during the 2019-20 season. Sautner recorded an AHL career high 13 points (3G, 10A) in 61 games during the 2017-18 season. The Flin Flon, Man. product has totaled 240 games with Utica during his AHL career, posting 49 points (11G, 38A).

NHL SHOWING

Sautner made his NHL debut with the Vancouver Canucks on March 25/17 against the Dallas Stars during the 2017-18 season. The defenceman recorded his first NHL point just three games later with an assist on March 31/17 against the Columbus Blue Jackets. Sautner has appeared in 23 career NHL games with the Canucks and recorded three assists.

CHAMPION CONSISTENCY

Sautner spent his junior career with the WHL's Edmonton Oil Kings where he played four seasons from 2011 to 2015. He totaled 117 points (24G, 93A) in 265 career WHL contests. During his final season with the club, Sautner served as captain and recorded a career high 51 points (12G, 39A) in 72 games. The Oil Kings made an appearance in the post-season all four seasons that Sautner was on the roster. The Oil Kings won the WHL Championship during the 2011-12 season where, as a rookie, Sautner recorded two assists in 19 games. Two seasons later, Sautner captured the 2014 WHL Championship and went on to hoist the Memorial Cup with Edmonton.



AHL STATS

Season	Team	Lge	Regular Season					Playoffs					
			GP	G	A	Pts	PIM	+/-	GP	G	A	Pts	PIM
2015-16	Utica Comets	AHL	50	4	7	11	12	-1	2	0	0	0	0
2016-17	Utica Comets	AHL	47	0	5	5	30	-4	--	--	--	--	--
2017-18	Utica Comets	AHL	61	3	10	13	55	9	5	0	0	0	4
2018-19	Utica Comets	AHL	31	3	5	8	22	4	--	--	--	--	--
2019-20	Utica Comets	AHL	51	1	11	12	41	-5	--	--	--	--	--
AHL Totals			240	11	38	49	160	+3	3	0	1	1	0

AHL CAREER HIGHS

Games Played: 61 (2017-18)

Goals: 4 (2015-16)

Assists: 10 (2017-18)

Points: 13 (2017-18)

Penalty Minutes: 55 (2017-18)

Plus/Minus: +9 (2017-18)

Shots: 84 (2017-18)

NHL STATS

Season	Team	Lge	Regular Season					Playoffs					
			GP	G	A	Pts	PIM	+/-	GP	G	A	Pts	PIM
2017-18	Vancouver Canucks	NHL	5	0	2	2	2	4	--	--	--	--	--
2018-19	Vancouver Canucks	NHL	17	0	1	1	2	-2	--	--	--	--	--
2019-20	Vancouver Canucks	NHL	1	0	0	0	0	0	--	--	--	--	--
NHL Totals			23	0	3	3	4	2	--	--	--	--	--

OTHER PRO / AMATEUR STATS

Season	Team	Lge	Regular Season					Playoffs					
			GP	G	A	Pts	PIM	+/-	GP	G	A	Pts	PIM
2011-12	Edmonton Oil Kings	WHL	59	2	10	12	38	29	19	0	2	2	10
2012-13	Edmonton Oil Kings	WHL	62	2	10	12	28	22	14	3	2	5	10
2013-14	Edmonton Oil Kings	WHL	72	8	34	42	26	59	20	3	9	12	8
2014-15	Edmonton Oil Kings	WHL	72	12	39	51	38	15	5	0	1	1	6

CAREER HIGHLIGHTS / TRIVIA

- Tallied his first NHL point with Vancouver, March 31/17 vs. Columbus
- Made his NHL debut with Vancouver, March 25/17 vs. Dallas
- Recorded his first AHL point with an assist, Dec. 30/15 against the Binghamton Senators
- Made his professional debut with the Utica Comets, Dec. 17/15 against the Hartford Wolf Pack
- Won 2014 Memorial Cup and WHL Championship with Edmonton Oil Kings
- Served as captain with the Edmonton Oil Kings during the 2013-14 campaign
- Won 2012 WHL Championship with the Edmonton Oil Kings

BORN

MAY 27, 1994

FLAXCOMBE, SK

HT 6'0" WT 194 S L

DRAFTED

UNDRAFTED

ACQUIRED

LOANED BY VANCOUVER, 2021

HAYDEN SHAW



BREAKOUT SEASON

The defenceman enjoyed a solid showing in his rookie season with the Jacksonville Icemen and posted 13 points (4G, 9A) during the 2019-20 campaign. Shaw was tied for second in goals and ranked fourth in assists and points among Jacksonville defencemen. Shaw was one of only three Icemen defenders to record a power play goal which he recorded, Nov. 14/18 against Atlanta. The Woodbury, Minn. product also made his AHL debut with Moose during the 2019-20 season, Dec. 13/19 at Texas. He appeared in nine games with Manitoba.

PRO DEBUT

Upon completing his college career, Shaw made his professional debut during the 2018-19 season with the ECHL's Jacksonville Icemen. Shaw played his first game with Jacksonville on March 20/19 in Norfolk. He recorded one assist in nine regular season games for the Icemen and added a helper in six playoff games.

CHAMPIONSHIP SEASON

Shaw spent his collegiate career with the University of North Dakota. The Fighting Hawks won the 2016 NCAA National Championship in Shaw's freshman campaign. Shaw recorded six points (2G, 4A) in 32 games during the 2015-16 campaign. He went on to total 37 points (10G, 27A) in 137 career games at UND.

USHL STANDOUT

In the 2014-15 season, Shaw appeared in 32 games for the Waterloo Black Hawks and 14 games for the Dubuque Fighting Saints where he collected a career-high 36 assists and 42 points. In the 2014-15 playoffs Shaw suited up for eight games with Dubuque where he posted 12 points (3G, 9A). Shaw was named to the 2015 USHL First All-Star Team. The Minnesota native also appeared in four games for Team USA in the 2014-15 World Junior-A Challenge.



BORN
JUNE 5, 1996
WOODBURY, MINN, USA

HT 5'11" WT 194 S L

DRAFTED
UNDRAFTED

ACQUIRED
FREE AGENT, 2019

AHL STATS

Season	Team	Lge	Regular Season					Playoffs						
			GP	G	A	Pts	PIM	+/-	GP	G	A	Pts	PIM	
2019-20	Manitoba Moose	AHL	9	0	0	0	6	-2						
AHL Totals			9	0	0	0	6	-2	--	--	--	--	--	--

OTHER PRO / AMATEUR STATS

Season	Team	Lge	Regular Season					Playoffs					
			GP	G	A	Pts	PIM	+/-	GP	G	A	Pts	PIM
2013-14	Waterloo Black Hawks	USHL	53	8	21	29	51	8	12	2	3	5	2
2014-15	Waterloo Black Hawks	USHL	32	2	27	29	49	13	--	--	--	--	--
2014-15	Dubuque Fighting Saints	USHL	14	4	9	13	8	7	8	3	9	12	2
2015-16	University of North Dakota	NCHC	32	2	4	6	10	14	--	--	--	--	--
2016-17	University of North Dakota	NCHC	28	2	6	8	24	1	--	--	--	--	--
2017-18	University of North Dakota	NCHC	40	3	10	13	42	7	--	--	--	--	--
2018-19	University of North Dakota	NCHC	37	3	7	10	20	11	--	--	--	--	--
2018-19	Jacksonville Icemen	ECHL	9	0	1	1	2	-1	6	0	1	1	0
2019-20	Jacksonville Icemen	ECHL	31	4	9	13	18	7	--	--	--	--	--

ECHL CAREER HIGHS

Games Played: 31 (2019-20)

Goals: 4 (2019-20)

Assists: 9 (2019-20)

Points: 13 (2019-20)

Penalty Minutes: 18 (2019-20)

Plus/Minus: -1 (2018-19)

Shots:

CAREER HIGHLIGHTS / TRIVIA

- Tied for second among Jacksonville (ECHL) defencemen with four goals, 2019-20
- Made his AHL debut, Dec. 13/19 with Manitoba
- Notched his first professional assist with Jacksonville, April 7/19 at Orlando
- Made his professional debut with Jacksonville, March 20/19 at Norfolk
- Captured the 2016 NCAA National Championship with the University of North Dakota
- Represented Team USA at the 2015 World Junior-A Challenge
- Named to the 2015 USHL First All-Star Team
- Named to the 2014 USHL All-Rookie Team
- Father Matt Shaw has been coaching since the 1989-90 season, including stints in the NHL with Minnesota, San Jose and New Jersey. He was also on the UND coaching staff during Hayden's time in the program.

ARTURS SILOVS



HOME STAGE

Silovs appeared in six games in the Latvian league split between HK Mogo and HS Riga to kick off the 2020-21 season. Silovs posted a 2.56 goals-against average and a .899 save percentage in four games with HK Mogo as well as a 4.34 goals-against average and a .923 save percentage in two games with HS Riga. Silovs has competed in Latvia previously and split the 2018-19 season between HK Riga (MHL) and HS Riga (Latvia). He posted a 2.45 goals-against average alongside a .920 save percentage

WELCOME TO CANADA

During the 2019-20 season, Silovs suited up for the Barrie Colts of the OHL where he posted a 16-13-4 record supported by a 3.87 goals-against average and a .891 save percentage. The 2019-20 campaign was Silovs' first season competing in North America.

INTERNATIONAL STAGE

Silovs represented Latvia at the World U-18 Championship last season. Silovs impressed during the tournament while recording the fifth best save percentage (.918). Silovs was ranked third among leaders in shot attempts during the tournament.

SIGNED & SEALED

Silovs was drafted in the sixth round (156th overall) in the 2019 NHL Entry Draft. The netminder was selected to attend the Canucks 2019/20 Training Camp.



OTHER PRO / AMATEUR STATS

Season	Team	Lge	GP	Regular Season							Playoffs			
				Record	Min	GA	GAA	Svs	Pct	SO	GP	Record	GAA	Pct
2019-20	Barrie Colts	OHL	36	16-13-2	2030	131	3.87	1075	.891	1				

OHL CAREER HIGHS

Games Played: 36 (2019-20)

Minutes Played: 2030 (2019-20)

Wins: 16 (2019-20)

Saves: 1075 (2019-20)

Goals Against Average (+25 GP): 3.87 (2019-20)

Save Percentage (+25 GP): .891 (2019-20)

Shutouts: 1 (2019-20)

CAREER HIGHLIGHTS / TRIVIA

- Represented team Latvia at the World Under-18 Championship 2017-18
- Named a Top 3 Player on the Team during the U18 WJC
- During the 2019-20 World Under-18 Championship, Silovs recorded the fifth best save percentage of the tournament (.918)

BORN

MARCH 22, 2001
RIGA, LATVIA

HT 6'4" WT 203 C L

DRAFTED

VANCOUVER
6TH ROUND
156TH OVERALL
2019 NHL ENTRY DRAFT

ACQUIRED

LOANED BY VANCOUVER, 2021

C.J. SUESS



BEST PRO SEASON

Suess played the majority of the 2019-20 season with the Moose, posting 27 points (14G, 13A) in 57 games. He recorded AHL career highs in, goals, assists, points and games played. Suess marked another milestone in marking a four-game point streak with the Moose from Dec. 14-21 (4G, 3A), the longest of his AHL career. The second-year pro also made his NHL debut with the Winnipeg Jets on Nov. 1/19 in San Jose.

INSTANT IMPACT

C.J. Suess started off his rookie season in 2018-19 with five goals in the first six games. From Oct. 13 -21/18, Suess put together a three-game goal streak, totaling five points during the stretch (4G, 1A). He went on to post eight goals in 26 games during a season reduced due to injury. In those 26 games, Suess recorded a 21.1 shooting percentage.

DOMINANT JUNIOR

Suess played two seasons in the USHL for the Sioux Falls Stampede from 2012-14. In 116 games, he had 111 points (54G, 57A). He left Sioux Falls tied for fourth in franchise history in career points and fourth in career goals. Suess participated in the 2014 USHL All-Star Game.

WJAC GOLD

While playing in the USHL in 2013-14, Suess was selected to play for Team USA at the World Junior-A Challenge. He served as an alternate captain and helped the USA win gold after tallying three points (2G, 1A) in four games. He was teammates on that club with Winnipeg Jets forward Kyle Connor.



BORN
MARCH 17, 1994
FOREST LAKE, MINN, USA

HT 6'0" WT 199 S L

DRAFTED
WINNIPEG
5TH ROUND
129TH OVERALL
2014 NHL ENTRY DRAFT

ACQUIRED
DRAFTED

AHL STATS

Season	Team	Lge	Regular Season						Playoffs					
			GP	G	A	Pts	PIM	+/-	GP	G	A	Pts	PIM	
2017-18	Manitoba Moose	AHL	6	1	1	2	2	2	2	3	0	1	1	0
2018-19	Manitoba Moose	AHL	26	8	4	12	6	-3	--	--	--	--	--	
2019-20	Manitoba Moose	AHL	57	14	13	27	33	-5	--	--	--	--	--	
AHL Totals			89	23	18	41	41	-6	3	0	1	1	0	

AHL CAREER HIGHS

Games Played: 57 (2019-20)
Goals: 14 (2019-20)
Assists: 13 (2019-20)
Points: 27 (2019-20)

Penalty Minutes: 33 (2019-20)
Plus/Minus: +2 (2017-18)
Shots: 81 (2019-20)

NHL STATS

Season	Team	Lge	Regular Season						Playoffs					
			GP	G	A	Pts	PIM	+/-	GP	G	A	Pts	PIM	
2019-20	Winnipeg Jets	NHL	1	0	0	0	0	-1	--	--	--	--	--	
NHL Totals			1	0	0	0	0	-1	--	--	--	--	--	

OTHER PRO / AMATEUR STATS

Season	Team	Lge	Regular Season						Playoffs					
			GP	G	A	Pts	PIM	+/-	GP	G	A	Pts	PIM	
2012-13	Sioux Falls Stampede	USHL	52	32	28	60	60	30	10	1	3	4	7	
2013-14	Sioux Falls Stampede	USHL	53	22	29	51	43	19	3	2	1	3	4	
2014-15	Minnesota State U - Mankato	WCHA	37	9	19	28	21	17	--	--	--	--	--	
2015-16	Minnesota State U - Mankato	WCHA	41	14	11	25	43	7	--	--	--	--	--	
2016-17	Minnesota State U - Mankato	WCHA	39	12	19	31	38	3	--	--	--	--	--	
2017-18	Minnesota State U - Mankato	WCHA	40	22	21	43	53	18	--	--	--	--	--	

CAREER HIGHLIGHTS / TRIVIA

- Recorded an AHL career high in games played (57), goals (14), assists (13) and points (33), 2019-20
- Scored his first AHL short-handed tally, Nov. 6/19 at MIL
- Made his NHL debut with Winnipeg, Nov. 1 at San Jose
- Started the 2018-19 season by scoring five goals in his first six games
- Scored his first professional goal with Manitoba (AHL), March 31/18 vs. Toronto
- Made his professional debut with Manitoba (AHL), March 28/18 vs. Rockford
- Finalist for the Hobey Baker Award (NCAA Top Collegiate Player) in 2017-18
- Named the 2018 WCHA Player of the Year, selected for the WCHA First All-Star Team and named to the NCAA West First All-American Team
- Named to the 2017 WCHA Second All-Star Team
- WCHA Champion in 2014-15 with Minnesota State Univ. (Mankato)
- Was named to the 2014-15 NCAA (WCHA) All-Rookie Team with 28 points (9G, 19A) in 28 games.
- Was selected for the 2013-14 USHL All-Star Game after scoring 51 points (22G, 29A) in 51 games.
- Won a gold medal at the 2013 World Junior A Challenge Gold Medal with Team USA as an alternate captain.

NATHAN TODD



TRIPLE-DUTY

Todd suited up for three different teams during the 2019-20 campaign. He started the season with the ECHL's Brampton Beast where he served as an assistant captain. On Nov. 1/19, the Moose signed the forward to a professional tryout and he made his debut with the club the following day. Todd scored his first AHL goal, Nov. 20/19 against the club he would go on to play for later in the season, the Belleville Senators. Todd went on to appear in 20 AHL games split between the Moose and the Belleville Senators.

ECHL

Todd spent three seasons with the Brampton Beast. He posted a career high 60 points (30G, 30A) during the 2018-19 campaign. He ranked third on the club in points and his 30 goals paced the Beast and was tied for eighth overall in the league.

OHL STINT

Todd spent two seasons playing in the OHL with the Ottawa 67's (14-15, 15-16). He paced the team's centremen with 50 points (17G, 33A) during the 2015-16 campaign. Todd posted 97 points (36G, 61A) in 116 career OHL games. Ottawa went to the playoffs both seasons Todd was in the lineup.

A FAMILIAR CONNECTION

Todd had a short college hockey career and appeared in ten games for Carleton University. He posted two points (1G, 1A) and recorded four penalty minutes. Todd went on to suit up for three playoff games and contributed a goal. Todd's head coach during his time with Carleton was Marty Johnston, current assistant coach for the Moose.



BORN
DEC. 2, 1998
KEMPTVILLE, ONT., CAN

HT 6'1" WT 200 S R

DRAFTED
UNDRAFTED

ACQUIRED
SIGNED, 2020

AHL STATS

Season	Team	Lge	Regular Season					Playoffs					
			GP	G	A	Pts	PIM	+/-	GP	G	A	Pts	PIM
2015-16	Binghamton Senators	AHL	7	0	0	0	2	-1	0	0	0	0	0
2019-20	Belleville Senators	AHL	4	0	0	0	0	-1	--	--	--	--	--
2019-20	Manitoba Moose	AHL	16	1	0	1	2	-1	--	--	--	--	--
AHL Totals			27	1	0	1	4	-3	0	0	0	0	0

AHL CAREER HIGHS

Games Played: 20 (2019-20)

Goals: 1 (2019-20)

Assists: 0 (2019-20)

Points: 1 (2019-20)

Penalty Minutes: 2 ('15-'16, '19-'20)

Plus/Minus: -1 (2015-16)

Shots: 23 (2019-20)

OTHER PRO / AMATEUR STATS

Season	Team	Lge	Regular Season					Playoffs					
			GP	G	A	Pts	PIM	+/-	GP	G	A	Pts	PIM
2014-15	Ottawa 67's	OHL	63	19	28	47	12	9	6	2	4	6	6
2015-16	Ottawa 67's	OHL	53	17	33	50	16	5	5	4	5	9	2
2016-17	Quad City Mallards	ECHL	12	0	4	4	4	-3	--	--	--	--	--
2016-17	Carleton University	OJAA	10	1	1	2	4	--	--	--	--	--	--
2017-18	Brampton Beast	ECHL	34	8	7	15	4	6	--	--	--	--	--
2018-19	Brampton Beast	ECHL	71	30	30	60	33	19	1	0	0	0	0
2019-20	Brampton Beast	ECHL	26	11	20	31	34	-1	--	--	--	--	--

CAREER HIGHLIGHTS / TRIVIA

- Scored his first AHL goal with Manitoba, Nov. 20/19 at Belleville
- Suited up for the Ottawa Senators at the 2019 Rookie Showcase in Belleville, Ont.
- Finished tied for eighth in the ECHL with 30 goals in 2018-19
- Ranked third on Brampton with a career-high 60 points (30G, 30A) during the 2018-19 season
- Scored his first professional goal with Brampton (ECHL), Nov. 4/17 at Rapid City
- Made his AHL debut with the Binghamton Senators, April 3/16 at Albany
- Named to the 2014 CCHL Second All-Star Team

TEAM HISTORY



ALL TIME RECORDS

RECORD BY SEASON

SEASON	GP	W	L	OTL	T/SOL	PTS	PCT	GF	GA	PIM	DIV. FINISH	PLAYOFF RESULT
1996-97	82	32	40	-	10	74	0.451	262	300	1946	5th Midwest	DNQ
1997-98	82	39	36	-	7	85	0.518	269	254	2017	4th Midwest	Lost Conf QF
1998-99	82	47	21	-	14	108	0.659	269	236	1922	2nd Midwest	Lost Conf SF
1999-00	82	37	31	-	14	88	0.537	227	237	2058	5th West	Lost Conf QF
2000-01	82	39	31	3	9	90	0.549	222	230	1771	3rd West	Lost Conf Final
2001-02	80	39	33	4	4	86	0.538	270	260	1921	4th Canadian	Lost Conf QF
2002-03	80	37	33	2	8	84	0.525	229	228	1405	2nd Canadian	Lost Conf SF
2003-04	80	32	35	2	11	77	0.481	214	232	1394	6th North	DNQ
2004-05	80	44	26	3	7	98	0.613	243	210	1799	3rd North	Lost Conf Final
2005-06	80	44	24	7	5	100	0.625	243	217	1910	3rd North	Lost Conf SF
2006-07	80	45	23	7	5	102	0.638	232	201	1489	1st North	Lost Conf SF
2007-08	80	46	27	3	4	99	0.619	236	197	1371	3rd North	Lost Conf QF
2008-09	80	50	23	1	6	107	0.669	239	188	1377	1st North	Lost Calder Cup
2009-10	80	40	33	5	2	87	0.544	204	232	1509	4th North	Lost Conf QF
2010-11	80	43	30	1	6	93	0.581	220	210	1102	3rd North	Lost Conf SF
2011-12*	76	43	25	5	3	94	0.618	240	216	1047	1st Atlantic	Lost Conf Final
2012-13*	76	32	36	3	5	72	0.474	195	237	1241	5th Atlantic	DNQ
2013-14*	76	46	23	2	5	99	0.651	258	207	1318	2nd Atlantic	Lost Calder Cup
2014-15*	76	32	33	9	2	75	0.493	183	235	1215	5th Atlantic	DNQ
2015-16	76	26	41	4	5	61	0.401	180	250	1077	7th Central	DNQ
2016-17	76	29	37	5	5	68	0.447	197	242	1113	7th Central	DNQ
2017-18	76	42	26	4	4	92	0.605	253	198	1120	3rd Central	Lost Conf SF
2018-19	76	39	30	5	2	85	0.559	197	219	1050	5th Central	DNQ
2019-20**	61	27	33	1	0	55	0.451	160	190	856	8th Central	N/A
AHL TOTAL	1469	736	571	73	89	1634	0.556	4193	4169	25314		
TOTAL	1879	930	730	76	143	2079	0.553	5442	5426	35028		

HOME RECORD BY SEASON

SEASON	GP	W	L	OTL	T/SOL	PTS	PCT
1996-97	41	19	19	-	3	41	0.500
1997-98	41	21	16	-	4	46	0.561
1998-99	41	24	11	-	6	54	0.659
1999-00	41	22	9	-	10	54	0.659
2000-01	41	22	16	0	3	47	0.573
2001-02	40	20	16	2	2	44	0.550
2002-03	40	22	14	0	4	48	0.600
2003-04	40	18	15	0	7	43	0.538
2004-05	40	22	14	1	3	48	0.600
2005-06	40	24	12	2	2	52	0.650
2006-07	40	25	10	3	2	55	0.688
2007-08	40	23	13	1	3	50	0.625
2008-09	40	25	13	0	2	52	0.650
2009-10	40	22	14	3	1	48	0.600
2010-11	40	23	15	1	1	48	0.600
2011-12*	38	20	15	3	0	43	0.566
2012-13*	38	13	19	3	3	32	0.421
2013-14*	38	23	10	2	3	51	0.671
2014-15*	38	18	15	5	0	41	0.539
2015-16	38	16	17	2	3	37	0.487
2016-17	38	15	17	3	3	36	0.474
2017-18	38	17	17	2	2	38	0.500
2018-19	38	25	11	1	1	52	0.684
2019-20**	32	18	14	0	0	36	0.563
AHL TOTAL	698	374	256	29	39	816	0.585
TOTAL	903	482	327	29	65	1058	0.586

ROAD RECORD BY SEASON

SEASON	GP	W	L	OTL	T/SOL	PTS	PCT
1996-97	41	13	21	-	7	33	0.402
1997-98	41	18	20	-	3	39	0.476
1998-99	41	23	10	-	8	54	0.659
1999-00	41	15	22	-	4	34	0.415
2000-01	41	17	15	3	6	43	0.524
2001-02	40	19	17	2	2	42	0.525
2002-03	40	15	19	2	4	36	0.450
2003-04	40	14	20	2	4	34	0.425
2004-05	40	22	12	2	4	50	0.625
2005-06	40	20	12	5	3	48	0.600
2006-07	40	20	13	4	3	47	0.588
2007-08	40	23	14	2	1	49	0.613
2008-09	40	25	10	1	4	55	0.688
2009-10	40	18	19	2	1	39	0.487
2010-11	40	20	15	0	5	45	0.563
2011-12*	38	23	10	2	3	51	0.671
2012-13*	38	19	17	0	2	40	0.526
2013-14*	38	23	13	0	2	48	0.632
2014-15*	38	14	18	4	2	34	0.566
2015-16	38	10	24	2	2	24	0.316
2016-17	38	14	20	2	2	32	0.421
2017-18	38	25	9	2	2	54	0.711
2018-19	38	14	19	4	1	33	0.434
2019-20**	29	9	19	1	0	19	0.328
AHL TOTAL	695	332	2282	35	45	746	0.537
TOTAL	900	419	370	38	73	949	0.527

* - Statistics accumulated while playing as the St. John's IceCaps

** - Season shortened due to COVID-19 pandemic



ALL TIME RECORDS

RECORD BY GENERAL MANAGER

GENERAL MANAGER	SEASON	GP	W	L	OTL	T/SOL	PTS	PCT
Jean Perron	1996-97	50	16	26	0	8	40	0.400
Randy Carlyle	1997-02	408	201	152	7	48	457	0.560
Craig Heisinger	2002-11, 2011-15*, 2015-present	1369	697	537	69	85	1548	0.557

RECORD BY HEAD COACH

COACH	SEASON	GP	W	L	OTL	T/SOL	PTS	PCT
Jean Perron	1996-97	50	16	26	0	8	40	0.400
Stan Smyl	2001-04	240	109	101	8	23	247	0.515
Randy Carlyle	1997-01, 2004-05	440	222	159	6	53	503	0.572
Alain Vigneault	2005-06	80	44	24	7	5	100	0.625
Scott Amiel	2006-10	320	161	106	16	17	395	0.617
Claude Noel	2010-11	80	43	30	1	6	93	0.581
Keith McCambridge	2011-15*, 2015-16	380	179	158	23	20	401	0.528
Pascal Vincent	2016-present	289	137	125	15	11	300	0.519

RECORD BY TEAM CAPTAIN

TEAM CAPTAIN	SEASON	GP	W	L	OTL	T/SOL	PTS	PCT
Randy Githen	1996-97	82	32	40	-	10	74	0.451
Scott Amiel	1997-99	164	86	57	0	21	193	0.588
Brian Chapman	1999-03	160	76	66	6	12	170	0.531
Dallas Eakins	2003-04	80	32	35	2	11	77	0.481
Mike Keane	2005-10	400	225	130	23	22	495	0.619
Nolan Baumgartner	2004-05, 2010-11	160	87	56	4	13	191	0.597
Jason Jaffray	2011-15*	304	153	117	19	15	340	0.559
John Albert	2015-16	76	26	41	4	5	61	0.401
Patrice Cormier	2016-18	152	71	62	9	9	160	0.526
Peter Stoykewych	2018-20**	137	66	63	6	2	140	0.511

SPECIAL TEAMS RECORDS

POWER PLAY BY SEASON

SEASON	HOME				ROAD				Overall			
	ADV	PPGF	PCT%	RANK	ADV	PPGF	PCT%	RANK	ADV	PPGF	PCT%	RANK
1996-97	215	41	19.1	9/19	184	29	15.8	9/19	399	70	17.5	8/19
1997-98	235	43	18.3	8/18	211	30	14.2	14/18	446	73	16.4	13/18
1998-99	217	45	20.7	3/16	222	39	17.6	6/16	439	84	19.1	3/16
1999-00	203	33	16.3	5/13	234	32	13.7	8/13	437	65	14.9	7/13
2000-01	191	31	16.2	9/11	211	31	14.7	7/11	402	62	15.4	8/11
2001-02	217	41	18.9	10/27	192	26	13.5	22/27	409	67	16.4	14/27
2002-03	222	37	16.7	14/28	225	38	16.9	12/28	447	75	16.8	14/28
2003-04	225	28	12.4	24/28	204	33	16.2	7/28	429	61	14.2	18/28
2004-05	203	37	18.2	7/28	202	36	17.8	3/28	405	73	18.0	5/28
2005-06	251	44	17.5	16/27	267	45	16.9	15/27	518	89	17.2	16/27
2006-07	228	40	17.5	13/27	245	36	14.7	21/27	473	76	16.1	18/27
2007-08	186	34	18.3	9/29	202	35	17.3	13/29	388	69	17.8	11/29
2008-09	182	25	13.7	26/29	201	38	18.9	9/29	383	63	16.4	15/29
2009-10	169	21	12.4	28/29	181	29	16.0	17/29	350	50	14.3	21/29
2010-11	202	38	18.8	13/30	172	17	9.9	30/30	374	55	14.7	26/30
2011-12*	186	36	19.4	10/30	169	37	21.9	3/30	355	73	20.6	3/30
2012-13*	183	29	15.8	21/30	199	34	17.1	12/30	382	63	16.5	18/30
2013-14*	180	29	16.1	23/30	202	40	19.8	8/30	382	69	18.1	13/30
2014-15*	133	19	14.3	23/30	165	29	17.6	13/30	298	48	16.1	19/30
2015-16	142	31	21.8	5/30	151	19	12.6	26/30	293	50	17.1	12/30
2016-17	151	29	19.2	13/30	157	29	18.5	10/30	308	58	18.8	13/30
2017-18	163	34	20.9	3/30	149	31	20.8	3/30	312	65	20.8	2/30
2018-19	149	27	18.2	19/31	146	22	15.1	26/31	294	49	16.7	26/31
2019-20**	114	21	18.4	20/31	85	12	14.1	23/31	199	39	16.6	22/31

* - Statistics accumulated while playing as the St. John's IceCaps

** - Season shortened due to COVID-19 pandemic



PENALTY KILL BY SEASON

SEASON	HOME				ROAD				Overall			
	TSH	PPGA	PCT%	RANK	TSH	PPGA	PCT%	RANK	TSH	PPGA	PCT%	RANK
1996-97	195	38	80.5	18/19	192	32	83.3	8/19	387	70	81.9	12/19
1997-98	215	34	84.2	8/18	210	36	82.9	8/18	425	70	83.5	8/18
1998-99	190	36	81.1	13/16	199	34	82.9	5/16	389	70	82.0	10/16
1999-00	201	26	87.1	5/13	234	41	82.5	10/13	435	67	84.6	7/13
2000-01	196	28	85.7	6/11	232	37	84.1	4/11	428	65	84.8	5/11
2001-02	200	38	81.0	26/27	193	32	83.4	14/27	393	70	82.2	20/27
2002-03	180	31	82.8	21/28	208	41	80.3	23/28	388	72	81.4	23/28
2003-04	170	26	84.7	19/28	186	36	80.6	25/28	356	62	82.6	23/28
2004-05	171	27	84.2	20/28	214	35	83.6	14/28	385	62	83.9	18/28
2005-06	222	38	82.9	14/27	260	38	85.4	2/27	482	76	84.2	6/27
2006-07	194	16	91.8	1/27	212	26	87.7	2/27	406	42	89.7	1/27
2007-08	181	22	87.7	3/29	191	38	79.6	26/29	372	61	83.6	14/29
2008-09	177	24	86.4	6/29	198	30	84.8	6/29	375	54	85.6	4/29
2009-10	169	28	83.4	18/29	192	34	82.3	12/29	361	62	82.8	14/29
2010-11	158	25	84.2	11/30	175	23	86.9	2/30	333	48	85.6	2/30
2011-12*	143	32	77.6	29/30	171	22	87.1	2/30	314	54	82.8	13/30
2012-13*	162	34	79.0	29/30	170	31	81.8	20/30	332	65	80.4	27/30
2013-14*	160	26	83.8	15/30	174	29	83.3	8/30	334	55	83.5	9/30
2014-15*	145	21	85.5	10/30	141	39	72.3	30/30	286	80	79.0	29/30
2015-16	146	32	78.1	30/30	159	29	81.8	18/30	305	61	80.0	27/30
2016-17	154	33	78.6	26/30	175	42	76.0	29/30	308	75	77.2	29/30
2017-18	165	30	81.8	22/30	178*	28	84.3	9/30	343	58	83.1	15/30
2018-19	150	26	82.7	11/31	183	29	82.2	12/31	313	55	82.4	8/31
2019-20**	114	21	81.6	23/31	125	26	79.2	23/31	239	47	80.3	23/31

SHORTHANDED GOALS FOR/AGAINST BY SEASON

SEASON	GP	SHGF	RANK	SHGA	RANK
1996-97	82	10	11/19	10	6/19
1997-98	82	5	17/18	8	6/18
1998-99	82	4	16/16	5	2/16
1999-00	82	4	13/13	5	1/13
2000-01	82	13	4/11	8	4/11
2001-02	80	16	4/27	13	23/27
2002-03	80	12	12/28	11	11/28
2003-04	80	9	13/28	12	22/28
2004-05	80	4	26/28	8	13/28
2005-06	80	13	12/27	14	19/27
2006-07	80	6	25/27	13	15/27
2007-08	80	8	20/29	10	16/29
2008-09	80	9	14/29	5	2/29
2009-10	80	6	22/29	7	11/29
2010-11	80	9	13/30	6	4/30
2011-12*	76	9	8/30	8	16/30
2012-13*	76	9	8/30	10	21/30
2013-14*	76	11	4/30	16	29/30
2014-15*	76	8	8/30	4	2/30
2015-16	76	6	23/30	8	11/30
2016-17	76	6	26/30	9	20/30
2017-18	76	10	9/30	12	28/30
2018-19	76	4	28/31	10	24/31
2019-20**	61	6	21/31	8	17/31

* - Statistics accumulated while playing as the St. John's IceCaps

** - Season shortened due to COVID-19 pandemic

SINGLE-SEASON TEAM RECORDS

	TOTAL	HOME	AWAY
Most wins:	50 (2008-09)	25 (2006-07 & 08-09)	25 (08-09 & 17-18)
Most points:	108 (1998-99)	55 (2006-07)	55 (2008-09)
Most losses:	41 (2015-16)	19 (1996-97 & 12-13)	24 (2015-16)
Most ties:	11 (2003-04)	7 (2003-04)	4 (02-03 & 03-04)
Most overtime losses:	9 (2014-15)*	5 (2014-15)*	5 (2005-06)
Most shootout losses:	14 (1998-99 & 99-00)	10 (1999-00)	8 (1998-99)
Most shutouts:	8 (2005-06 & 06-07)		
Most goals:	270 (2001-02)	149 (1997-98)	133 (2017-18)
Most goals against:	300 (1996-97)	144 (1996-96)	156 (1996-96)
Most penalty minutes:	2058 (1999-00)		
Most power play goals:	89 (2005-06)	45 (1998-99)	45 (2005-06)
Most power play goals against:	76 (2005-06)	38 (three times)	42 (2016-17)
Most shorthanded goals:	16 (2001-02)		
Most shorthanded goals against:	16 (2014-15)*		
Fewest wins:	26 (2015-16)	13 (2012-13)*	10 (2015-16)
Fewest points:	61 (2015-16)	32 (2012-13)*	24 (2015-16)
Fewest losses:	21 (1998-99)	9 (1999-00)	9 (2017-18)
Fewest overtime losses:	1 (2008-09 & 10-11)	0 (five times)	0 (three times)
Fewest shootout losses:	2 (2009-10 & 14-15*)	0 (2011-12* & 14-15*)	1 (2007-08 & 09-10)
Fewest shutouts:	1 (1996-97)		
Fewest goals:	180 (2015-16)	88 (2014-15)*	78 (2015-16)
Fewest goals against:	188 (2008-09)	90 (2008-09)	88 (2017-18)
Fewest penalty minutes:	1047 (2011-12)*		
Fewest power play goals:	48 (2014-15)*	19 (2014-15)*	17 (2010-11)
Fewest power play goals against:	42 (2006-07)	16 (2006-07)	22 (2011-12)*
Fewest shorthanded goals:	4 (four times)		
Fewest shorthanded goals against:	4 (2014-15)*		
Best power play percentage:	20.8% (2017-18)	21.8% (2015-16)	21.9% (2011-12)
Best penalty kill percentage:	89.7% (2006-07)	91.8% (2006-07)	87.7% (2006-07)

* - Statistics accumulated while playing as the St. John's IceCaps

** - 2019-20 season shortened due to COVID-19 pandemic, not included



SINGLE-GAME TEAM RECORDS

Most decisive win:	7 goals - seven times, last 11/28/2017 at Rockford, 8-1W
Most decisive shutout win:	7 goals - twice, last 5/17/1999 vs. Las Vegas, 7-0W
Most decisive loss:	9 goals - 12/6/2015 @ Toronto, 0-9L
Most decisive shutout loss:	9 goals - 12/6/2015 @ Toronto, 0-9L
Most goals:	10 - 12/27/2000 vs. Detroit, 10-3W
Most goals at home:	10 - 12/27/2000 vs. Detroit, 10-3W
Most goals on road:	8 - twice, last 11/28/2017 at Rockford, 8-1W
Most goals, both teams:	15 - twice, last 4/4/2014 vs. Springfield, 7-8 OTL*
Most goals against:	10 - 12/18/2019 @ Colorado, 4-10L
Most goals against at home:	8 - twice, last 1/25/2003 vs. Hamilton, 5-8L
Most goals against on road:	10 - 12/18/2019 @ Colorado, 4-10L
Most penalty minutes:	113 - 12/4/1996 vs. Orlando, 3-7L
Most penalty minutes, opponent:	109 - 12/20/1998 vs. Las Vegas, 4-2W
Most penalty minutes, both teams:	221 - 12/20/1998 vs. Las Vegas, 4-2W
Most power play goals:	5 - 1/31/2014 vs. Portland, 7-4W*
Most power play goals against:	5 - 12/14/2005 vs. Syracuse, 4-7L
Most shots on goal:	52 - twice, last 12/29/2000 vs. Kansas City, 5-4W
Most shots on goal at home:	52 - twice, last 12/29/2000 vs. Kansas City, 5-4W
Most shots on goal on road:	50 - 2/2/2018 at Rockford, 4-3OTW
Most shots on goal, both teams:	92 - 11/27/1996 vs. Houston, 2-3L (HOI: 49 - MIB: 43)
Most shots against:	54 - twice, last 4/4/2004 vs. St. John's, 5-5T
Most shots against at home:	54 - twice, last 4/4/2004 vs. St. John's, 5-5T
Most shots against on road:	53 - 11/15/2005 at Grand Rapids, 4-5 SOL
Fewest penalty minutes:	0 - three times, last 3/6/2015 vs. Albany, 2-1 OTW*
Fewest penalty, minutes, opponent:	0 - 12/12/2015 vs. Milwaukee 3-2 W
Fewest penalty minutes, both teams:	2 - three times, last 3/6/2015 vs. Albany, 2-1 OTW*
Fewest shots on goal:	12 - five times, last 12/10/2006 vs. Peoria, 3-0W
Fewest shots on goal at home:	12 - three times, last 12/10/2006 vs. Peoria, 3-0W
Fewest shots on goal on road:	12 - twice, last 4/14/2001 at Kansas City, 5-4W
Fewest shots on goal, both teams:	31 - 3/9/2008 at Hamilton, 3-1W (MIB: 17 - HAM: 14)
Fewest shots against:	9 - 3/6/2004 vs. Syracuse, 0-1L
Fewest shots against at home:	9 - 3/6/2004 vs. Syracuse, 0-1L
Fewest shots against on road:	13 - 4/12/2018 at Cleveland, 4-0W

* - Statistics accumulated while playing as the St. John's IceCaps

SINGLE-PERIOD TEAM RECORDS

Fastest opening goal for:	0:11 - Michael Grabner @ Toronto 2/17/2010
Fastest opening goal for at home:	0:12 - Eric O'Dell, vs. Toronto 1/12/13*
Fastest opening goal against:	0:10 - Tim Bergland @ Chicago 11/23/1996
Fastest opening goal against at home:	0:16 - Al Conroy vs. Houston 2/7/1999
Fastest two opening goals for:	1:22 - Doug Doull (0:36) & Corey Spring (1:22) @ Kansas City, 12/08/09
Fastest two opening goals against:	1:16 - Alan Letang (0:28) & Dave Roberts (1:16) vs. Michigan, 04/09/99
Fastest goal from start of period:	0:07 Curt Bowen in 2nd period vs. Utah 3/21/1999
Fastest goal against from start of period:	0:05 Nikita Filatov in 2nd period vs. Syracuse 11/8/2008
Fastest two goals for:	0:07 - Twice, most recently Jason Jaffray (0:43) & Lee Goren (0:50), 1st period vs. Omaha, 2/14/2007
Fastest two goals against:	0:03 Pontus Aberg (19:27) & Zac Larraza (19:30) in 3rd period @ Milwaukee 12/19/2015
Fastest two goals both teams:	0:07 Bob Nordella (5:58) & Pat Kavanaugh (6:06) in 1st period vs. Chicago 1/23/2002
Fastest three goals both teams:	0:41 Martin Lojek - Rochester (11:23); Greg Jacina - Rochester (11:35); Brad Moran - Manitoba (12:04) in 3rd period 2/23/2007
Fastest overtime goal:	0:18 - Twice, Johnathan Kovacevic @ Chicago 11/30/2019 & Scott Thomas @ Houston 11/3/2000
Fastest overtime goal against:	0:08 Mike Ribeiro vs. Milwaukee 3/4/17
Fastest two shorthanded goals for:	0:49 Russ Romaniuk (4:58) & Randy Gilhen (5:47) in 3rd period vs. Quebec 12/10/1996
Most goals:	6 - Four times, most recently 2nd period vs. Cleveland 4/15/2006, 8-1W
Most goals against:	6 - 3rd period @ Houston 3/13/2011, 6-3L
Most shots on goal:	25 - 1st period vs. Cleveland 12/31/2004, 5-2L
Most shots on goal at home:	25 - 1st period vs. Cleveland 12/31/2004, 5-2L
Most shots on goal on road:	25 - 3rd period @ Las Vegas 10/6/1996, 5-3L
Most shots against:	27 - 2nd period vs. Chicago 12/19/1999, 2-1W
Most shots against at home:	27 - 2nd period vs. Chicago 12/19/1999, 2-1W
Most shots against on road:	24 - 1st period @ Chicago 12/17/1999, 6-5 SOL
Most power play goals:	3 - Seven times, most recently 1st period @ Hartford 1/3/2015, 7-3W*
Most power play goals against:	3 - Twice, most recently 1st period @ Chicago 10/24/2006, 7-4W
Fewest shots on goal:	0 - Three times, most recently 3rd period @ Chicago 3/13/2005, 5-2L
Fewest shots on goal at home:	1 - six times, most recently 3rd period vs. Texas 11/13/2019, 2-1W
Fewest shots on goal on road:	0 - Three times, most recently 3rd period @ Chicago 3/13/2005, 5-2L
Fewest shots against:	1 - Twice, most recently 2nd period vs. St. John's 2/16/2002, 4-3W
Fewest shots against at home:	1 - Twice, most recently 2nd period vs. St. John's 2/16/2002, 4-3W
Fewest shots against on road:	2 - Seven times, most recently 1st period @ Toronto 3/8/2009, 3-0W

* - Statistics accumulated while playing as the St. John's IceCaps

INDIVIDUAL RECORDS

Most games played (season):	82 - Nine players tied
Most goals (season):	45 - Scott Thomas (1998-99)
Most assists (season):	67 - Bill Bowler (1998-99)
Most points (season):	93 - Bill Bowler (1998-99)
Most penalty minutes (season):	285 - Wade Brookbank (2004-05)
Most power plays goals (season):	16 - Three players tied, most recently Jason Jaffray (2006-07)
Most shorthanded goals (season):	6 - John Albert (2013-14)*
Most game-winning goals (season):	9 - Jason Jaffray (2006-07)
Most shots on goal (season):	288 - Greg Pankewicz (1997-99)
Best plus/minus (season):	+29 - Ben Chiarot (2013-14)*
Most multi-point games (season):	27 - Bill Bowler (1998-99)
Most goals (game):	4 - Four players tied, most recently Jason Jaffray @ Chicago 10/24/2006
Most goals against (game):	4 - two players tied, most recently Jack Skille vs. Springfield 4/4/14*
Most assists (game):	5 - Brett Hauer vs. Orlando 1/22/2000, Jansen Harkins vs. Grand Rapids 11/2/2019
Most points (game):	6 - Greg Pankewicz (4G, 2A) vs. Milwaukee 4/9/1997
Most power play goals (game):	3 - Logan Shaw @ San Diego 11/28/2018
Most shots on goal (game):	10 - ten times, most recently John Albert vs. Toronto 2/6/16
Most penalties (game):	8 - Jason Shmyr vs. Las Vegas (4 minors, 1 major, 3 misconducts) 12/20/1998
Most penalty minutes (game):	44 - Jason MacDonald @ Kansas City (2 minors, 4 misconducts) 12/31/1999
Best plus/minus (game):	+6 - Chris Kontos, Scott McCrory & Greg Pankewicz @ Milwaukee 4/9/1997
Most goals (period):	3 - Five times, most recently Jozef Balej in 2nd period vs. Rochester 12/2/2005
Most assists (period):	4 - Brian Chapman in 1st period vs. Kansas City 3/4/2000
Most points (period):	4 - Three times, most recently Andrew Gordon (2G, 2A) in 2nd period @ Portland 2/18/2014*

* - Statistics accumulated while playing as the St. John's IceCaps



TEAM AWARD WINNERS

MOST VALUABLE PLAYER

SEASON	PLAYER	POSITION
1996-97	Fred Braithwaite	Goaltender
1997-98	Scott Arniel	Left Wing
1998-99	Bill Bowler	Centre
1999-00	Brett Hauzer	Defence
2000-01	Steve Brule	Centre
2001-02	Ryan Readdy	Left Wing
2002-03	Tyler Moss	Goaltender
2003-04	Brandon Reid	Centre
2004-05	Ryan Kesler	Centre
2005-06	Wade Fleherty	Goaltender
2006-07	Jason Jeffray	Left Wing
2007-08	Draw MacIntyre	Goaltender
	Brad Moran	Centre
2008-09	Dary Schneider	Goaltender
2009-10	Dary Schneider	Goaltender
2010-11	Eddie Lack	Goaltender
2011-12*	Paal Postma	Defence
2012-13*	Eric O'Dell	Centre
2013-14*	Andrew Gordon	Right Wing
2014-15*	Cannor Hellebuyck	Goaltender
2015-16	Cannor Hellebuyck	Goaltender
2016-17	Kyle Connor	Left Wing
2017-18	Patrice Cormier	Centre
2018-19	Eric Cormie	Goaltender
2019-20	Jansen Harkins	Centre

LEADING SCORER

SEASON	PLAYER	PTS
1996-97	Scott Arniel	71
1997-98	Greg Panikewicz	76
1998-99	Bill Bowler	93
1999-00	Bill Bowler	62
2000-01	Steve Brule	69
2001-02	Steve Kariya	62
2002-03	Brandon Reid	54
2003-04	Brandon Reid	52
2004-05	Petar Samo	88
2005-06	Jesse Schultz	67
2006-07	Jason Jeffray	81
2007-08	Brad Moran	77
2008-09	Jason Krug	86
2009-10	Marco Rosa	55
2010-11	Sergei Shirokov	58
2011-12*	Spencer Machaczek	50
2012-13*	Eric O'Dell	55
2013-14*	Jason Jeffray	59
2014-15*	Will O'Neill	41
2015-16	Brendan Kichton	48
2016-17	Jack Roslovic	68
2017-18	Mason Appleton	46
2018-19	Seth Griffith	57
2019-20	Seth Griffith	41

BEST DEFENCEMAN

SEASON	PLAYER
1996-97	Jeff Ricciardi
1997-98	Brett Hauzer
1998-99	Brett Hauzer
1999-00	Brett Hauzer
2000-01	Brian Chapman
2001-02	Brian Chapman
2002-03	Nolan Baumgartner
2003-04	Jaroslav Ohsut
2004-05	Nolan Baumgartner
2005-06	Ovan Butenschoon
2006-07	Yannick Tremblay
2007-08	Maxime Fortunus
2008-09	Maxime Fortunus
2009-10	Lawrence Nycholat
2010-11	Mark Flood
2011-12*	Paul Postma
2012-13*	Derek Mesch
2013-14*	Ben Chiarot
2014-15*	Will O'Neill
2015-16	Julien Melchioni
2016-17	Kevin Cuzeman
2017-18	Sami Niku
2018-19	Tucker Poolman
2019-20	Cameron Schilling

ROOKIE OF THE YEAR

SEASON	PLAYER	POSITION
1996-97	Not awarded	
1997-98	Not awarded	
1998-99	Not awarded	
1999-00	Not awarded	
2000-01	Not awarded	
2001-02	Not awarded	
2002-03	Not awarded	
2003-04	Not awarded	
2004-05	Not awarded	
2005-06	Brett Skinner	Defence
2006-07	Alex Edler	Defence
2007-08	Michael Grabner	Centre
2008-09	Raymond Sawada	Right Wing
2009-10	Sergei Shirokov	Right Wing
2010-11	Eddie Lack	Goaltender
2011-12*	Eddie Pasquale	Goaltender
2012-13*	Julian Melchioni	Defence
2013-14*	Brendan Kichton	Defence
2014-15*	Cannor Hellebuyck	Goaltender
2015-16	Chase De Leo	Centre
2016-17	Kyle Connor	Left Wing
2017-18	Mason Appleton	Right Wing
	Sami Niku	Defence
2018-19	Logan Stanley	Defence
2019-20	Mikhail Berdin	Goaltender

THREE STARS AWARD

SEASON	PLAYER	POSITION
1996-97	Fred Braithwaite	Goaltender
1997-98	Fred Braithwaite	Goaltender
1998-99	Scott Thomas	Right Wing
1999-00	Jim Montgomery	Centre
2000-01	Steve Brule	Centre
2001-02	Allie Michaud	Goaltender
2002-03	Tyler Moss	Goaltender
2003-04	Alex Auld	Goaltender
2004-05	Alex Auld	Goaltender
2005-06	Wade Fleherty	Goaltender
2006-07	Jason Jeffray	Left Wing
2007-08	Brad Moran	Centre
2008-09	Jason Krug	Centre
2009-10	Cory Schneider	Goaltender
2010-11	Eddie Lack	Goaltender
2011-12*	Eddie Pasquale	Goaltender
2012-13*	Eric O'Dell	Centre
2013-14*	John Albert	Centre
2014-15*	Cannor Hellebuyck	Goaltender
2015-16	Eric Cormie	Goaltender
2016-17	Kyle Connor	Left Wing
2017-18	Mason Appleton	Right Wing
2018-19	Eric Cormie	Goaltender
2019-20	Seth Griffith	Right Wing

COMMUNITY SERVICE AWARD

SEASON	PLAYER
1996-97	Randy Gilhen
1997-98	Michael Stewart
1998-99	Michael Stewart
1999-00	Jeff Parrott
2000-01	Justin Kurtz
2001-02	Jimmy Roy
2002-03	Jimmy Roy
	Jaroslav Ohsut
2003-04	Jaroslav Ohsut
2004-05	Lee Goren
2005-06	Mike Keane
	Jimmy Roy
2006-07	Draw MacIntyre
	J.J. Hunter
2007-08	Draw MacIntyre
2008-09	Nolan Baumgartner
2009-10	Gillaume Desbiens
2010-11	Nolan Baumgartner
2011-12*	Jason Krug
2012-13*	Jason Jeffray
2013-14*	Jason Jeffray
2014-15*	Will O'Neill
2015-16	Josh Morrissey
2016-17	Eric Cormie
2017-18	Darren Kramer
2018-19	Peter Stoykewych
2019-20	Jimmy Digney

HARDEST WORKING PLAYER AWARD

SEASON	PLAYER	POSITION
1996-97	Not awarded	
1997-98	Not awarded	
1998-99	Not awarded	
1999-00	Not awarded	
2000-01	Not awarded	
2001-02	Not awarded	
2002-03	Not awarded	
2003-04	Not awarded	
2004-05	Alex Burrows	Right Wing
2005-06	Ryan Bayda	Right Wing
2006-07	Maxime Fortunus	Defence
2007-08	Mike Keane	Right Wing
2008-09	Mike Keane	Right Wing
2009-10	Travis Ramsay	Defence
2010-11	Garth Murray	Centre
2011-12*	John Albert	Centre
2012-13*	Jason Jeffray	Left Wing
2013-14*	Kyle MacKinnon	Centre
2014-15*	JC Upur	Right Wing
2015-16	Not awarded	
2016-17	Not awarded	
2017-18	Not awarded	
2018-19	Not awarded	
2019-20	Not awarded	

UNSUING HERO AWARD

SEASON	PLAYER	POSITION
1996-97	Scott Arniel	Left Wing
1997-98	Brian Chapman	Defence
1998-99	Jeff Parrott	Defence
1999-00	Jason Elliot	Goaltender
2000-01	Sean Pronger	Centre
2001-02	Rene Vyderany	Defence
2002-03	Pat Kevernigh	Right Wing
2003-04	Sean Pronger	Centre
2004-05	Joe DiPenta	Defence
2005-06	Maxime Fortunus	Defence
	Jason Jeffray	Left Wing
2006-07	Nathan Smith	Centre
2007-08	Alexandre Bolduc	Centre
2008-09	Gillaume Desbiens	Right Wing
2009-10	Gillaume Desbiens	Right Wing
2010-11	Garth Murray	Centre
2011-12*	Not awarded	
2012-13*	Not awarded	
2013-14*	Not awarded	
2014-15*	Not awarded	
2015-16	Not awarded	
2016-17	Not awarded	
2017-18	Not awarded	
2018-19	Not awarded	
2019-20	Not awarded	

MOST POPULAR PLAYER AWARD

SEASON	PLAYER	POSITION
1996-97	Not awarded	
1997-98	Not awarded	
1998-99	Not awarded	
1999-00	Not awarded	
2000-01	Not awarded	
2001-02	Jimmy Roy	Right Wing
2002-03	Jimmy Roy	Right Wing
2003-04	Brandon Reid	Centre
2004-05	Ryan Kesler	Centre
2005-06	Wade Fleherty	Goaltender
2006-07	Jason Jeffray	Left Wing
2007-08	Mike S. Brown	Right Wing
2008-09	Nolan Baumgartner	Defence
2009-10	Cory Schneider	Goaltender
2010-11	Eddie Lack	Goaltender
2011-12*	Garth Murray	Centre
2012-13*	Jason Jeffray	Left Wing
2013-14*	John Albert	Centre
2014-15*	Patrice Cormier	Centre
2015-16	Not awarded	
2016-17	Not awarded	
2017-18	Not awarded	
2018-19	Not awarded	
2019-20	Not awarded	

* - Awards presented while playing as the St. John's IceCaps

AHL AWARDS TEAM AWARDS

SEASON	AWARD
2006-07	Sam Pollock Trophy (Central Division Champions - Regular Season)
2008-09	MacGregor Kilpatrick Trophy (AHL Regular Season Champions)
2009-09	Norman R. (Bud) Poile Trophy (Western Conference Champions - Regular Season)
2008-09	Sam Pollock Trophy (Central Division Champions - Regular Season)
2008-09	Robert W. Clarke Trophy (Western Conference Champions - Playoffs)
2011-12*	Emile Francis Trophy (Atlantic Division Champions - Regular Season)
2013-14*	Richard F. Canning Trophy (Eastern Conference Champions - Playoffs)

INDIVIDUAL AWARDS

SEASON	PLAYER/COACH	AWARD
2002-03	Jimmy Ray	Yanick Dupre Memorial Award (AHL Man of the Year)
2006-07	Mike Keane	Fred T. Hunt Memorial Award (Sportsmanship, Determination, Dedication)
2008-09	Scott Arniel	Louis A.R. Pieri Memorial Award (Outstanding Head Coach)
2008-09	Cory Schneider	Aldege "Baz" Bastien Memorial Award (Outstanding Goaltender)
2008-09	Cory Schneider	Harry "Hap" Holmes Memorial Award (Lowest Goals-Against Average)
2017-18	Pascal Vincent	Louis A.R. Pieri Memorial Award (Outstanding Head Coach)
2017-18	Sami Niku	Eddie Shore Award (Outstanding Defenceman)
2017-18	Mason Appleton	Dudley (Red) Garrett Memorial Award (Outstanding Rookie)

LEAGUE ALL-STARS

SEASON	PLAYER	TEAM
2004-05	Kevin Bieksa	All-Rookie Team (Defence)
2005-06	Wade Fleharty	Second All-Star Team (Goaltender)
2006-07	Jason Jeffray	Second All-Star Team (Left Wing)
2007-08	Drew MacIntyre	Second All-Star Team (Goaltender)
2008-09	Cory Schneider	First All-Star Team (Goaltender)
2008-09	Jason Krog	Second All-Star Team (Centre)
2010-11	Eddie Lack	All-Rookie Team (Goaltender)
2011-12*	Paul Postma	First All-Star Team (Defence)
2011-12*	Eddie Pasquale	All-Rookie Team (Goaltender)
2013-14*	Brenden Kichton	All-Rookie Team (Defence)
2017-18	Michael Hutchinson	Second All-Star Team (Goaltender)
2017-18	Sami Niku	First All-Star Team & All-Rookie Team (Defence)
2017-18	Mason Appleton	First All-Star Team & All-Rookie Team (Right Wing)

EXECUTIVE AND MEDIA AWARDS

SEASON	EXECUTIVE/MEDIA	AWARD
2004-05	Mark Chipman	James C. Hendy Memorial Award (Outstanding Executive)
2005-06	Kelly Moore (Media)	James H. Ellery Memorial Award (Outstanding Media Coverage)
2007-08	Norva Riddell	Ken McKenzie Award (Outstanding Executive - PR & Marketing)
2008-09	Craig Heisinger	James C. Hendy Memorial Award (Outstanding Executive)
2008-09	Manitoba Moose	President's Award (Team Excellence)
2008-09	Winnipeg Free Press	James H. Ellery Memorial Award (Outstanding Media Coverage)
2010-11	Mark Chipman	Thomas Ebright Award (Outstanding Career Contribution to AHL)
2011-12*	Glen Stanford	James C. Hendy Memorial Award (Outstanding Contribution to AHL)
2012-13*	Rob Mulowney	Ken McKenzie Award (Outstanding Executive - PR & Marketing)
2012-13*	The Telegram (Media)	James H. Ellery Memorial Award (Outstanding Media Coverage)
2013-14*	St. John's IceCaps	President's Award (Team Excellence)
2016-17	Craig Heisinger	Thomas Ebright Award (Outstanding Career Contribution to AHL)

* - Statistics accumulated while playing as the St. John's IceCaps

AHL AWARDS

MONTHLY AWARDS

SEASON	PLAYER	AWARD	MONTH
2004-05	Kevin Bieksa	Rookie of the Month	March
2007-08	Brad Moran	Player of the Month	March
2007-08	Cory Schneider	Rookie of the Month	March
2008-09	Cory Schneider	Goaltender of the Month	November
2010-11	Eddie Lack	Goaltender of the Month	December
2012-13*	Aaron Gagnon	Player of the Month	March
2013-14*	Brenden Kichton	Rookie of the Month	January
2017-18	Michael Hutchinson	Goaltender of the Month	November
2017-18	Jack Roslovic	Player of the Month	November
2017-18	Michael Hutchinson	Goaltender of the Month	December
2019-20	Jansen Harkins	Player of the Month	November

PLAYER OF THE WEEK

SEASON	PLAYER	WEEK ENDING
2001-02	Steve Kariya	October 14, 2001
2001-02	Alex Auld	December 30, 2001
2002-03	Justin Kurtz	February 2, 2003
2002-03	Tyler Moss	March 9, 2003
2004-05	Jason King	October 17, 2004
2004-05	Wade Fleaherty	March 20, 2005
2006-07	Jason Jaffray	October 29, 2006
2007-08	Drew MacIntyre	February 24, 2009
2007-08	Brad Moran	March 30, 2008
2008-09	Cory Schneider	March 29, 2009
2011-12	Eddie Pasquale	February 12, 2012
2012-13	Eric O'Dell	March 17, 2013
2013-14*	John Albert	February 23, 2014
2013-14*	Jerome Samson	April 20, 2014
2014-15*	Connor Hellebuyck	November 23, 2014
2016-17	Kyle Connor	March 5, 2017
2017-18	Mason Appleton	November 19, 2017
2017-18	Nic Petan	December 3, 2017
2017-18	Michael Hutchinson	December 17, 2017
2018-19	Eric Comrie	January 20, 2019
2019-20	Jansen Harkins	November 3, 2019
2019-20	Mikhail Berdin	November 17, 2019

* - Statistics accumulated while playing as the St. John's IceCaps



1996-97 SEASON SUMMARY (IHL)

SCHEDULE AND RESULTS

#	DATE	OPPONENT	SC	RES	RECORD	SOG	#	DATE	OPPONENT	SC	RES	RECORD	SOG
1	Oct. 4	@ Milwaukee	3-4	SDL	0-1	27-25	42	Jan. 12	San Antonio	3-5	L	15-22-5	40-25
2	Oct. 5	@ Las Vegas	3-5	L	0-1-1	48-31	43	Jan. 17	@ Quebec	4-5	SDL	15-22-6	20-38
3	Oct. 6	@ Long Beach	5-3	W	1-1-1	21-29	44	Jan. 18	@ Chicago	3-5	L	15-23-6	40-40
4	Oct. 8	@ Utah	1-4	L	1-2-1	26-26	45	Jan. 24	Las Vegas	5-6	SDL	15-23-7	37-31
5	Oct. 11	Las Vegas	0-1	L	1-3-1	24-33	46	Jan. 25	@ Milwaukee	2-3	SDL	15-23-8	35-39
6	Oct. 12	Chicago	3-1	W	2-3-1	28-31	47	Jan. 28	@ Las Vegas	3-2	W*	16-23-8	30-31
7	Oct. 18	Quebec	1-5	L	2-4-1	38-33	48	Jan. 29	@ Kansas City	1-6	L	16-24-8	26-36
8	Oct. 20	Quebec	3-6	L	2-5-1	27-29	49	Jan. 31	@ Quebec	3-6	L	16-25-8	27-26
9	Oct. 23	@ Milwaukee	3-4	SDL	2-5-2	24-42	50	Feb. 1	@ Michigan	0-1	L	16-26-8	21-28
10	Oct. 24	@ Indianapolis	2-4	L	2-6-2	25-41	51	Feb. 5	Houston	4-5	SDL	16-26-9	41-27
11	Oct. 26	Kansas City	4-2	W	3-6-2	27-30	52	Feb. 7	Houston	4-3	W*	16-26-9	34-22
12	Oct. 27	Chicago	2-3	L	3-7-2	31-35	53	Feb. 9	Milwaukee	7-1	W	16-26-9	40-34
13	Oct. 30	Milwaukee	4-5	L	3-8-2	38-23	54	Feb. 11	@ Quebec	3-7	L	16-27-9	29-32
14	Nov. 2	Milwaukee	3-5	L	3-9-2	46-25	55	Feb. 14	Kansas City	4-2	W	16-27-9	34-37
15	Nov. 3	Phoenix	5-1	W	4-9-2	27-32	56	Feb. 21	Cleveland	6-4	W	20-27-9	38-40
16	Nov. 9	@ Long Beach	4-3	W*	5-9-2	18-48	57	Feb. 22	Cleveland	5-4	W	21-27-9	32-29
17	Nov. 10	@ Long Beach	4-2	W	6-9-2	27-44	58	Feb. 25	@ Indianapolis	4-3	W*	22-27-9	28-29
18	Nov. 13	Quebec	3-2	W*	7-9-2	21-38	59	Feb. 28	@ Michigan	5-2	W	23-27-9	33-42
19	Nov. 15	Michigan	2-3	SDL	7-9-3	34-30	60	Mar. 1	@ Fort Wayne	4-1	W	24-27-9	18-35
20	Nov. 16	Michigan	1-2	L	7-10-3	33-35	61	Mar. 4	Milwaukee	7-1	W	25-27-9	32-41
21	Nov. 21	Chicago	7-2	W	8-10-3	35-31	62	Mar. 5	Chicago	1-2	L	25-28-9	36-38
22	Nov. 23	@ Chicago	4-6	L	8-11-3	31-39	63	Mar. 8	Las Vegas	4-2	W	26-28-9	37-33
23	Nov. 27	Houston	2-3	L	8-12-3	43-49	64	Mar. 9	Las Vegas	4-6	L	26-29-9	38-40
24	Nov. 29	San Antonio	0-4	L	8-13-3	37-40	65	Mar. 13	Cincinnati	5-4	W*	27-29-9	39-33
25	Dec. 4	Orlando	3-7	L	8-14-3	29-35	66	Mar. 15	@ Chicago	3-2	W*	28-29-9	45-29
26	Dec. 5	@ Milwaukee	4-5	SDL	8-14-4	21-30	67	Mar. 18	@ San Antonio	5-6	L	28-30-9	28-29
27	Dec. 6	Orlando	6-3	W	9-14-4	31-30	68	Mar. 19	@ San Antonio	1-3	L	28-31-9	29-21
28	Dec. 10	@ Quebec	5-4	W*	10-14-4	27-33	69	Mar. 21	Long Beach	4-1	W	29-31-9	23-29
29	Dec. 11	@ Detroit	1-8	L	10-15-4	25-46	70	Mar. 22	Long Beach	2-4	L	29-32-9	26-29
30	Dec. 13	@ Cincinnati	2-3	SDL	10-15-5	29-38	71	Mar. 25	@ Las Vegas	6-3	W	30-32-9	38-40
31	Dec. 14	@ Grand Rapids	2-3	L	10-16-5	29-36	72	Mar. 26	@ Phoenix	1-3	L	30-33-9	43-25
32	Dec. 20	Quebec	3-4	L	10-17-5	34-33	73	Mar. 28	@ Long Beach	1-4	L	30-34-9	26-41
33	Dec. 21	@ Chicago	3-4	L	10-18-5	31-26	74	Mar. 29	@ Utah	2-3	SDL	30-34-10	40-21
34	Dec. 26	@ Kansas City	4-7	L	10-19-5	23-27	75	Apr. 1	Detroit	2-3	L	30-35-10	38-24
35	Dec. 27	Utah	6-4	W	11-19-5	32-40	76	Apr. 2	@ Cleveland	4-2	W	31-35-10	45-43
36	Dec. 29	Michigan	1-0	W	12-19-5	28-23	77	Apr. 4	Kansas City	3-6	L	31-36-10	39-36
37	Dec. 31	Detroit	5-3	W	13-19-5	24-35	78	Apr. 5	@ Kansas City	1-7	L	31-37-10	33-35
38	Jan. 3	@ Long Beach	0-4	L	13-20-5	27-33	79	Apr. 9	@ Milwaukee	6-1	W	32-37-10	38-23
39	Jan. 4	@ Long Beach	1-4	L	13-21-5	29-37	80	Apr. 11	Chicago	3-6	L	32-38-10	31-26
40	Jan. 5	@ Houston	4-1	W	14-21-5	35-42	81	Apr. 12	@ Chicago	0-3	L	32-39-10	34-24
41	Jan. 10	Indianapolis	4-3	W*	15-21-5	37-38	82	Apr. 13	Kansas City	4-6	L	32-40-10	38-30

* Game decided in a shootout. * When two figures are given, Moose total is first.

INDIVIDUAL STATISTICS

PLAYER	POS	GP	G	A	PTS	+/-	PIM	SH	PCT	PLAYER	POS	GP	G	A	PTS	+/-	PIM	SH	PCT	
McDroy, Scott	C	62	24	47	71	-1	30	153	15.1	Kimbite, Derm	RW	39	3	4	7	-9	115	29	10.3	
Perkowitz, Greg	RW	79	22	34	66	-14	222	251	12.7	Brethwaite, Fred	D	58	1	5	6	1	2	1	100	
Schneider, Andy	UF	79	14	37	51	-13	142	188	8.3	Evans, Shawn	D	17	2	3	5	-8	4	24	8.3	
Amiel, Scott	UF	73	23	27	50	-18	67	165	12.4	Fearnis, Kent	D	10	1	4	5	-3	6	9	11.1	
Tallaire, Sean	RW	74	21	29	50	-15	67	215	9.8	Johnson, Craig	RW	16	2	2	4	3	38	6	33.3	
Gilhen, Randy	C	79	21	24	45	-23	101	172	12.2	Wilson, Carey	C	7	0	4	4	-8	2	8	0	
Korolyuk, Alex	C	42	20	16	36	0	71	140	14.3	Tok, Chris	D	48	0	4	4	-7	74	43	0	
Kontos, Chris	UF	40	17	18	35	9	12	119	14.3	Mueller, Brian	D	6	1	1	2	0	2	19	5.3	
Romanuk, Russ	UF	46	14	13	27	-1	43	74	18.9	Morris, Keith	UF	4	0	2	2	-1	0	7	0	
Dubois, Eric	D	80	8	17	25	-23	60	152	5.3	Selmsier, Sean	UF	4	0	2	2	-2	12	5	0	
Ricciardi, Jeff	D	81	3	22	25	-4	271	131	2.3	Loder, Jeff	C	7	0	2	2	2	4	3	0	
DeGray, Dale	D	44	9	15	24	-5	42	126	7	Paek, Jim	D	9	0	2	2	1	12	15	0	
Christie, Jason	RW	34	4	12	16	-8	29	46	8.7	Seher, Kurt	D	3	0	1	1	-3	2	5	0	
Allison, Scott	UF	42	4	12	16	-6	140	62	6.5	Weingartner, Rob	RW	4	0	1	1	-5	11	1	0	
Wilson, Steve	D	81	4	10	14	-3	75	112	3.6	Roy, Martin	D	22	0	1	1	-3	48	14	0	
Sutton, Ken	D	20	3	10	13	-4	46	54	5.6	Downey, Aaron	RW	2	0	0	0	0	0	17	1	0
Strachan, Wayne	C	25	3	10	13	-4	24	37	8.1	McQuet, Jason	RW	2	0	0	0	0	0	0	0	0
Stevens, Mike	UF	22	8	4	12	-5	54	72	11.1	Eherle, Derek	D	3	0	0	0	0	1	0	0	0
Jensen, Chris	RW	16	6	4	10	-4	23	26	23.1	Moore, Dean	F	3	0	0	0	0	0	7	0	0
Mont, Stephane	C	12	3	6	9	-4	4	33	9.1	Duthie, Ryan	C	4	0	0	0	-5	2	7	0	0
Anderson, Shawn	D	17	2	7	9	-1	5	39	5.1	Beaulieu, Corey	D	6	0	0	0	0	-5	14	1	0
Thiessen, Travis	D	25	0	8	8	-1	28	33	0	Riendeau, Vincent	G	41	0	0	0	0	0	2	0	0

GOALTENDER STATISTICS

GOALTENDER	GP	MIN	GA	GAA	W	L	T	SVS	%	SO
Brethwaite, Fred	58	2945	167	3.4	22	22	5	1528	0.91	1
Riendeau, Vincent	41	1941	113	3.49	10	18	5	807	0.889	0
TOTALS	82	4920	300	3.66	32	40	10	2435	0.89	1



1997-98 SEASON SUMMARY (IHL)

SCHEDULE AND RESULTS

#	DATE	OPPONENT	SC	RES	RECORD	SOG	#	DATE	OPPONENT	SC	RES	RECORD	SOG
1	Oct. 2	Chicago	0-3	L	0-1-0	29-38	42	Jan. 14	@ Long Beach	4-6	L	17-21-4	27-37
2	Oct. 4	@ Milwaukee	1-2	L	0-2-0	23-29	43	Jan. 16	@ Long Beach	2-3	L	17-22-4	34-27
3	Oct. 9	Kansas City	4-3	W	1-2-0	24-38	44	Jan. 17	@ Utah	1-6	L	17-23-4	33-43
4	Oct. 11	@ Milwaukee	4-1	W	2-2-0	18-32	45	Jan. 21	@ Detroit	3-6	L	17-24-4	29-33
5	Oct. 15	@ Orlando	3-2	W*	3-2-0	23-34	46	Jan. 23	Kansas City	3-2	W	18-24-4	25-44
6	Oct. 18	@ Orlando	2-5	L	3-3-0	34-40	47	Jan. 25	Kansas City	1-2	L	18-25-4	32-35
7	Oct. 22	Long Beach	4-5	L	3-4-0	27-35	48	Jan. 28	@ Cincinnati	3-2	W	19-25-4	28-32
8	Oct. 24	@ San Antonio	4-1	W	4-4-0	30-41	49	Jan. 30	@ Cleveland	2-6	L	19-26-4	44-38
9	Oct. 24	@ Houston	1-3	L	4-5-0	23-41	50	Jan. 31	@ Indianapolis	2-1	W	20-26-4	17-27
10	Oct. 29	@ Kansas City	7-2	W	5-5-0	28-31	51	Feb. 1	@ Indianapolis	2-8	L	20-27-4	30-40
11	Nov. 1	Orlando	1-4	L	5-6-0	43-28	52	Feb. 3	@ Las Vegas	2-3	SOL	20-27-5	26-24
12	Nov. 2	Orlando	5-2	W	6-6-0	39-25	53	Feb. 6	@ Utah	2-3	L	20-28-5	30-32
13	Nov. 4	Milwaukee	4-5	SOL	6-6-1	24-34	54	Feb. 7	@ Utah	2-0	W	21-28-5	25-39
14	Nov. 7	Kansas City	5-4	W*	7-6-1	28-31	55	Feb. 8	@ Las Vegas	3-2	W	22-28-5	26-25
15	Nov. 10	Kansas City	3-4	L	7-7-1	27-30	56	Feb. 13	Utah	3-2	W	23-28-5	33-41
16	Nov. 12	@ Detroit	1-4	L	7-8-1	28-30	57	Feb. 14	Utah	9-2	W	24-28-5	41-30
17	Nov. 14	@ Grand Rapids	2-3	L	7-9-1	31-28	58	Feb. 18	@ Chicago	4-5	L	24-29-5	22-44
18	Nov. 15	@ Indianapolis	4-2	W	8-9-1	33-41	59	Feb. 20	Quebec	4-5	L	24-30-5	40-26
19	Nov. 18	@ Grand Rapids	2-6	L	8-10-1	28-27	60	Feb. 22	Quebec	4-1	W	25-30-5	32-27
20	Nov. 21	Grand Rapids	5-4	W	9-10-1	43-33	61	Feb. 24	@ Las Vegas	6-3	W	26-30-5	37-33
21	Nov. 23	Grand Rapids	2-4	L	9-11-1	42-26	62	Feb. 25	@ Long Beach	0-3	L	26-31-5	24-22
22	Nov. 26	@ Chicago	3-5	L	9-12-1	24-46	63	Feb. 27	@ Utah	2-0	W	27-31-5	29-34
23	Nov. 28	@ Kansas City	4-5	L	9-13-1	25-27	64	Mar. 1	Las Vegas	4-1	W	28-31-5	38-22
24	Nov. 29	@ Kansas City	0-6	L	9-14-1	27-29	65	Mar. 3	@ Grand Rapids	4-3	W*	28-31-5	27-25
25	Dec. 2	Quebec	3-4	SOL	9-14-2	32-41	66	Mar. 6	@ Michigan	3-4	SOL	28-31-6	24-38
26	Dec. 5	Las Vegas	5-2	W	10-14-2	26-30	67	Mar. 7	@ Michigan	6-2	W	30-31-6	37-38
27	Dec. 7	Las Vegas	0-1	L	10-15-2	30-28	68	Mar. 8	@ Milwaukee	5-1	W	31-31-6	28-23
28	Dec. 9	Chicago	1-2	L	10-16-2	33-22	69	Mar. 11	@ Quebec	4-5	SOL	31-31-7	28-30
29	Dec. 12	Detroit	1-4	L	10-17-2	34-22	70	Mar. 13	@ Quebec	4-3	W	32-31-7	35-49
30	Dec. 14	Detroit	4-2	W	11-17-2	24-25	71	Mar. 15	@ Cincinnati	3-2	W*	33-31-7	25-35
31	Dec. 19	Chicago	5-6	SOL	11-17-3	22-54	72	Mar. 19	Milwaukee	2-4	L	33-32-7	38-32
32	Dec. 21	Chicago	4-5	L	11-18-3	25-27	73	Mar. 21	Milwaukee	2-3	L	33-33-7	26-28
33	Dec. 26	Milwaukee	4-3	W	12-18-3	26-39	74	Mar. 22	Fort Wayne	2-3	L	33-34-7	36-31
34	Dec. 28	Milwaukee	3-4	SOL	12-18-4	27-34	75	Mar. 24	Fort Wayne	4-5	L	33-35-7	43-32
35	Dec. 31	Las Vegas	4-0	W	13-18-4	29-25	76	Mar. 28	San Antonio	7-0	W	34-35-7	45-22
36	Jan. 2	Las Vegas	6-5	W*	14-18-4	41-31	77	Mar. 29	San Antonio	8-2	W	35-35-7	51-24
37	Jan. 4	@ Chicago	2-3	L	14-19-4	20-33	78	Apr. 1	Michigan	6-1	W	36-35-7	28-35
38	Jan. 7	@ Chicago	4-1	W	15-19-4	31-38	79	Apr. 3	Michigan	4-3	W	37-35-7	38-31
39	Jan. 9	Kansas City	4-3	W*	16-19-4	37-20	80	Apr. 5	San Antonio	6-3	W	38-35-7	38-32
40	Jan. 10	@ Kansas City	5-0	W	17-19-4	20-39	81	Apr. 9	Houston	2-1	W*	39-35-7	32-30
41	Jan. 13	@ Milwaukee	2-3	L	17-20-4	33-31	82	Apr. 11	Houston	1-4	L	39-36-7	18-36

* Game decided in a shootout - When two figures are given, Moose total is first

INDIVIDUAL STATISTICS

PLAYER	POS	GP	G	A	PTS	+/-	PIM	SH	PCT	PLAYER	POS	GP	G	A	PTS	+/-	PIM	SH	PCT
Pankowicz, Greg	RW	76	42	34	76	7	246	288	14.6	DeGray, Dale	D	15	0	7	7	2	16	33	0
Purdie, Brad	C	81	29	43	72	9	73	215	13.5	Grand, Rick	C	18	4	2	6	-10	2	28	14.3
Arniel, Scott	LW	79	28	42	70	9	84	156	17.9	Gilhen, Randy	C	22	4	6	8	-14	14	35	11.4
Intrunova, Ralph	LW	81	26	35	61	0	89	212	12.3	Thomlinson, Dave	LW	28	1	4	5	-4	22	33	3
Heuser, Brett	D	82	13	48	61	13	59	233	5.6	Ridley, Mike	C	4	2	2	4	4	0	5	40
Morgeau, Michel	C	43	12	22	34	7	24	74	16.2	Brathwaite, Fred	G	51	0	4	4	0	0	2	0
Bowler, Bill	C	30	9	25	34	15	30	45	20	Wilson, Steve	D	2	1	1	2	1	8	6	16.7
Fredrick, Joe	RW	45	20	13	33	12	55	128	15.6	Williams, Jack	LW	4	1	1	2	2	0	4	25
Fearnos, Kent	D	65	10	23	33	0	32	123	8.1	Dumont, Louis	C	5	0	2	2	-3	0	5	0
Chapman, Brian	D	77	3	25	28	17	159	152	2	Halverson, Trevor	LW	7	1	0	1	-2	20	8	12.5
Christen, Jason	RW	54	12	15	27	4	47	73	16.4	Johnson, Craig	RW	19	1	0	1	-1	57	7	14.3
Stewart, Michael	D	69	5	19	24	-11	133	141	3.5	Romanuk, Russ	LW	5	0	1	1	0	8	5	0
Punchard, Brett	C	41	8	14	22	-1	31	89	11.8	Tak, Chris	D	10	0	1	1	-5	21	4	0
Ray, Jimmy	RW	61	8	10	18	-3	133	85	8.4	Crowe, Calvin	LW	1	0	0	0	0	17	0	0
Thomas, Scott	RW	26	12	4	16	4	8	61	19.7	Thompson, Scott	D	1	0	0	0	0	0	0	0
Perrott, Jeff	D	47	1	11	12	14	43	43	2.3	Elder, Brian	G	2	0	0	0	0	0	0	0
Kolesar, Mark	C	30	1	9	10	-2	20	40	2.5	Burkitt, Michael	LW	3	0	0	0	-1	0	0	0
Secord, Brad	C	26	2	6	8	-6	54	34	5.9	LaFarge, Marc	D	7	0	0	0	-1	43	3	0
Bicanek, Redim	D	42	1	7	8	-2	52	53	1.9	Hedberg, Johan	G	14	0	0	0	0	6	2	0
Rusak, Mike	D	71	1	7	8	-16	204	80	1.7	Parent, Rich	G	26	0	0	0	0	4	0	0
Martin, Craig	RW	30	4	3	7	4	202	10	40										

GOALTENDER STATISTICS

GOALTENDER	GP	MIN	GA	GAA	W	L	T	SVS	%	SO
Brathwaite, Fred	51	2736	138	3.03	23	18	4	1354	0.908	1
Parent, Rich	26	1334	69	3.1	8	12	2	654	0.905	3
Hedberg, Johan	14	745	32	2.58	8	4	1	379	0.922	1
Elder, Brian	2	85	3	2.12	0	2	0	41	0.932	0
TOTALS	82	4920	254	3.1	39	36	7	2428	0.905	5



1998-99 SEASON SUMMARY (IHL)

SCHEDULE AND RESULTS

#	DATE	OPPONENT	SC	RES	RECORD	SOG	#	DATE	OPPONENT	SC	RES	RECORD	SOG
1	Oct. 9	@ Orlando	6-4	W	1-0-0	21-25	42	Jan. 16	Orlando	3-4	L	23-13-6	43-29
2	Oct. 10	@ Orlando	4-3	W	2-0-0	18-34	43	Jan. 22	@ Utah	3-2	W	24-13-6	24-35
3	Oct. 16	Long Beach	2-6	L	2-1-0	22-23	44	Jan. 23	@ Utah	2-5	L	24-14-6	20-31
4	Oct. 17	Long Beach	3-1	W	3-1-0	30-44	45	Jan. 24	@ Long Beach	3-2	W	25-14-6	23-32
5	Oct. 23	@ Cincinnati	4-5	SDL	3-1-1	33-35	46	Jan. 26	@ Las Vegas	4-5	SDL	25-14-7	25-33
6	Oct. 24	Indianapolis	3-2	W	4-1-1	32-21	47	Jan. 29	Cincinnati	5-4	W	26-14-7	39-24
7	Oct. 29	Indianapolis	5-7	L	4-2-1	34-33	48	Jan. 30	Cincinnati	4-5	SDL	26-14-8	31-28
8	Oct. 31	Indianapolis	7-4	W	5-2-1	27-30	49	Feb. 5	Houston	5-3	W	27-14-8	29-25
9	Nov. 5	@ Indianapolis	2-3	L	5-3-1	36-23	50	Feb. 7	Houston	4-3	W*	28-14-8	33-24
10	Nov. 6	@ Cincinnati	6-3	W	6-3-1	32-32	51	Feb. 9	@ Detroit	3-1	W	29-14-8	14-32
11	Nov. 7	@ Fort Wayne	4-3	W*	7-3-1	31-21	52	Feb. 10	@ Cleveland	5-4	W	30-14-8	22-35
12	Nov. 10	Michigan	3-2	W	8-3-1	31-32	53	Feb. 12	Cleveland	2-3	SDL	30-14-9	24-29
13	Nov. 13	Chicago	3-4	SDL	8-3-2	28-39	54	Feb. 14	Cleveland	6-0	W	31-14-9	32-17
14	Nov. 14	Chicago	5-3	W	9-3-2	22-41	55	Feb. 16	@ Milwaukee	1-6	L	31-15-9	24-43
15	Nov. 18	Kansas City	3-4	SDL	9-3-3	29-18	56	Feb. 17	@ Houston	1-2	L	31-16-9	31-25
16	Nov. 20	Kansas City	5-2	W	10-3-3	17-37	57	Feb. 19	Detroit	1-4	L	31-17-9	37-28
17	Nov. 21	@ Chicago	4-3	W*	11-3-3	23-38	58	Feb. 21	Detroit	3-2	W*	32-17-9	27-31
18	Nov. 22	@ Cleveland	5-2	W	12-3-3	41-35	59	Feb. 24	@ Grand Rapids	3-2	W*	33-17-9	28-19
19	Nov. 27	Utah	2-1	W	13-3-3	22-33	60	Feb. 27	@ Cleveland	3-2	W*	34-17-9	31-40
20	Nov. 29	Utah	3-1	W	14-3-3	26-52	61	Feb. 28	@ Orlando	6-2	W	35-17-9	31-38
21	Dec. 2	Michigan	4-3	W	15-3-3	35-33	62	Feb. 29	Orlando	5-2	W	36-17-9	26-29
22	Dec. 4	Long Beach	4-2	W	16-3-3	33-33	63	Mar. 5	Kansas City	3-4	L	36-18-9	34-35
23	Dec. 6	Long Beach	1-2	L	16-4-3	18-25	64	Mar. 6	Kansas City	2-5	L	36-19-9	27-29
24	Dec. 9	Chicago	2-6	L	16-5-3	33-32	65	Mar. 12	@ Kansas City	2-3	L	36-20-9	36-22
25	Dec. 11	@ Utah	3-0	W	17-5-3	18-22	66	Mar. 13	@ Chicago	3-2	W*	37-20-9	26-41
26	Dec. 12	@ Utah	2-3	SDL	17-5-4	26-34	67	Mar. 17	Las Vegas	7-0	W	38-20-9	34-31
27	Dec. 15	@ Detroit	2-3	SDL	17-5-5	27-35	68	Mar. 19	Utah	3-4	SDL	38-20-10	28-18
28	Dec. 16	@ Milwaukee	2-4	L	17-6-5	28-23	69	Mar. 21	Utah	5-4	W	39-20-10	30-33
29	Dec. 18	Las Vegas	3-4	SDL	17-6-6	33-29	70	Mar. 23	Grand Rapids	5-2	W	40-20-10	21-33
30	Dec. 20	Las Vegas	4-2	W	18-6-6	34-25	71	Mar. 26	@ Houston	2-3	SDL	40-20-11	27-31
31	Dec. 22	Kansas City	1-2	L	18-7-6	28-33	72	Mar. 27	@ Houston	2-3	W*	41-20-11	23-33
32	Dec. 26	@ Detroit	1-5	L	18-8-6	30-38	73	Mar. 28	@ Detroit	4-3	SDL	41-20-12	12-29
33	Dec. 27	@ Detroit	2-3	L	18-9-6	31-43	74	Apr. 2	@ Utah	2-3	SDL	41-20-13	33-30
34	Dec. 29	@ Grand Rapids	4-3	W	19-9-6	29-25	75	Apr. 3	@ Utah	2-3	SDL	41-20-14	19-24
35	Dec. 31	@ Kansas City	2-6	L	19-10-6	29-26	76	Apr. 6	@ Las Vegas	6-4	W	42-20-14	24-41
36	Jan. 2	@ Long Beach	5-2	W	20-10-6	23-33	77	Apr. 7	@ Long Beach	3-0	W	43-20-14	23-26
37	Jan. 3	@ Long Beach	2-3	L	20-11-6	25-31	78	Apr. 9	Michigan	1-3	L	43-21-14	36-34
38	Jan. 5	@ Las Vegas	2-1	W	21-11-6	27-33	79	Apr. 11	Michigan	2-1	W	44-21-14	24-25
39	Jan. 8	Utah	3-2	W	22-11-6	30-35	80	Apr. 14	Milwaukee	3-1	W	45-21-14	45-21
40	Jan. 10	Utah	3-1	W	23-11-6	19-40	81	Apr. 16	Chicago	3-1	W	46-21-14	32-22
41	Jan. 15	Orlando	2-3	L	23-12-6	34-22	82	Apr. 17	Chicago	4-1	W	47-21-14	30-35

* Game decided in a shootout - When two figures are given, Moose total is first

INDIVIDUAL STATISTICS

PLAYER	POS	GP	G	A	PTS	+/-	PIM	SH	PCT	PLAYER	POS	GP	G	A	PTS	+/-	PIM	SH	PCT
Bowler, Bill	C	82	26	67	93	-1	59	141	18.4	Kurtz, Justin	D	38	4	6	10	-5	40	43	9.3
Hauser, Brett	D	81	15	56	71	17	66	261	5.7	Brady, Neil	C	13	1	5	6	4	8	30	3.3
Thomson, Scott	RW	78	45	25	70	9	32	227	19.8	Coles, Bruce	LW	11	1	3	4	4	6	17	5.9
Intrunovo, Ralph	LW	71	29	31	60	12	70	173	16.8	Winnes, Chris	C	11	2	0	2	-3	0	24	8.3
Lariff, Patrice	C	63	21	35	56	14	88	125	16.8	Shmy, Jason	LW	57	1	1	2	0	227	16.8	6.3
MacDonald, Jason	RW	82	25	27	52	-7	283	167	15	Bronsard, Christian	G	33	0	2	2	0	6	0	0
Amiel, Scott	LW	70	16	35	51	-7	82	132	12.1	Shulmistra, Richard	G	44	0	2	2	0	0	0	0
Feasos, Kent	D	68	14	27	41	17	66	156	9	DuBois, Jonathan	C	2	1	0	1	2	0	1	100
Gordon, Rhett	RW	76	14	23	37	17	61	130	10.8	Rosati, Mike	G	8	0	1	1	0	0	0	0
Roy, Jimmy	RW	78	10	16	26	14	165	137	7.3	Landmesser, Derek	D	1	0	0	0	0	0	1	0
Bowen, Curt	LW	45	10	12	22	11	54	72	13.9	Magic, Xavier	C	1	0	0	0	0	0	0	0
Perrault, Jeff	D	82	2	18	20	13	82	65	3.1	Parsons, Dan	RW	2	0	0	0	0	0	2	0
Cyrenne, Cory	C	46	4	14	18	5	18	60	6.7	Obasi, Jaroslav	D	2	0	0	0	0	0	5	0
Chapman, Brian	D	76	3	15	18	4	127	84	3.6	Brown, Bobby	C	2	0	0	0	0	0	0	0
Stewart, Michael	D	77	5	10	15	-4	136	108	4.6	Stauber, Robb	G	5	0	0	0	0	0	0	0
Kennedy, Sheldon	RW	24	7	7	14	-7	14	44	15.9	Perrault, Kelly	D	17	0	0	0	4	23	21	0
Ruark, Mike	D	53	5	6	11	6	179	47	10.6										

GOALTENDER STATISTICS

GOALTENDER	GP	MIN	GA	GAA	W	L	T	SVS	%	SO
Rosati, Mike	8	479	16	2	5	1	2	236	0.937	1
Bronsard, Christian	33	1746	71	2.44	15	8	4	800	0.918	1
Shulmistra, Richard	44	2469	117	2.84	25	11	7	1153	0.908	2
Stauber, Robb	5	213	17	4.78	2	1	1	73	0.811	0
TOTALS	82	4920	236	2.88	47	21	14	2262	0.906	4



1999-00 SEASON SUMMARY (IHL)

SCHEDULE AND RESULTS

#	DATE	OPPONENT	SC	RES	RECORD	SOG	#	DATE	OPPONENT	SC	RES	RECORD	SOG
1	Oct. 1	Chicago	5-1	W	1-0-0	27-28	42	Jan. 2	Grand Rapids	3-4	SOL	21-14-7	24-28
2	Oct. 3	Kansas City	6-3	W	2-0-0	33-40	43	Jan. 7	Detroit	1-2	SOL	21-14-8	30-28
3	Oct. 8	@ Detroit	2-5	L	2-1-0	25-34	44	Jan. 8	Detroit	5-3	W	22-14-8	43-24
4	Oct. 9	@ Orlando	2-3	SOL	2-1-1	18-37	45	Jan. 14	@ Milwaukee	3-1	W	23-14-8	25-45
5	Oct. 13	@ Cincinnati	4-2	W	3-1-1	28-31	46	Jan. 15	Chicago	4-6	L	23-15-8	28-30
6	Oct. 15	Cincinnati	2-3	SOL	3-1-2	35-41	47	Jan. 19	Milwaukee	4-1	W	24-15-8	28-26
7	Oct. 17	Chicago	3-5	L	3-2-2	44-21	48	Jan. 22	Orlando	6-5	W	25-15-8	21-32
8	Oct. 20	@ Utah	3-2	W	4-2-2	22-39	49	Jan. 23	Orlando	3-2	W	26-15-8	21-32
9	Oct. 22	Cleveland	3-4	SOL	4-2-3	33-44	50	Jan. 27	@ Detroit	3-1	W	27-15-8	23-18
10	Oct. 23	Cleveland	5-3	W	5-2-3	32-29	51	Jan. 28	@ Cleveland	2-3	L	27-16-8	28-32
11	Oct. 28	@ Grand Rapids	1-4	L	5-3-3	27-29	52	Jan. 29	@ Michigan	1-4	L	27-17-8	27-38
12	Oct. 29	@ Grand Rapids	1-2	L	5-4-3	34-30	53	Feb. 2	Kansas City	4-2	W	28-17-8	34-30
13	Oct. 30	@ Michigan	1-4	L	5-5-3	38-27	54	Feb. 5	Long Beach	1-4	L	28-18-8	38-29
14	Nov. 3	Utah	2-4	L	5-6-3	34-28	55	Feb. 6	Long Beach	1-2	SOL	28-18-9	23-31
15	Nov. 5	@ Cleveland	4-6	L	5-7-3	34-27	56	Feb. 9	@ Chicago	0-2	L	28-19-9	22-28
16	Nov. 6	@ Cleveland	2-1	W	6-7-3	38-27	57	Feb. 11	@ Orlando	4-5	SOL	28-19-10	23-33
17	Nov. 10	Michigan	7-5	W	7-7-3	48-26	58	Feb. 12	@ Orlando	3-4	SOL	28-19-11	25-23
18	Nov. 12	Michigan	2-1	W	8-7-3	25-30	59	Feb. 18	@ Houston	1-4	L	28-20-11	25-34
19	Nov. 14	Milwaukee	7-1	W	9-7-3	32-35	60	Feb. 19	@ Houston	2-0	W	29-20-11	21-25
20	Nov. 17	Detroit	5-3	W	10-7-3	35-18	61	Feb. 22	@ Cincinnati	4-1	W	30-20-11	23-36
21	Nov. 19	@ Kansas City	4-7	L	10-8-3	25-43	62	Feb. 25	Chicago	2-0	L	30-21-11	18-18
22	Nov. 20	@ Kansas City	1-4	L	10-9-3	28-36	63	Mar. 1	@ Utah	2-4	L	30-22-11	35-33
23	Nov. 23	@ Detroit	5-4	W	11-9-3	39-28	64	Mar. 3	Kansas City	0-1	L	30-23-11	37-16
24	Nov. 24	@ Cleveland	3-4	L	11-10-3	38-35	65	Mar. 4	Kansas City	6-2	W	31-23-11	29-27
25	Nov. 26	@ Kansas City	1-2	SOL	11-10-4	32-32	66	Mar. 7	@ Utah	5-4	W	32-23-11	33-36
26	Nov. 27	@ Chicago	3-2	W*	12-10-4	24-31	67	Mar. 8	@ Utah	2-3	L	32-24-11	27-25
27	Dec. 1	Houston	5-4	W*	13-10-4	28-39	68	Mar. 10	@ Utah	1-0	W	33-24-11	21-45
28	Dec. 3	Detroit	4-2	W	14-10-4	38-29	69	Mar. 17	Houston	2-3	SOL	33-24-12	28-30
29	Dec. 5	Kansas City	4-3	W	15-10-4	28-46	70	Mar. 18	Houston	2-3	SOL	33-24-13	32-26
30	Dec. 8	@ Kansas City	5-4	W*	16-10-4	12-48	71	Mar. 22	Chicago	2-3	SOL	33-24-14	18-33
31	Dec. 10	@ Houston	1-3	L	16-11-4	22-41	72	Mar. 24	@ Chicago	5-6	L	33-25-14	24-33
32	Dec. 11	Grand Rapids	1-4	L	16-12-4	19-38	73	Mar. 26	Kansas City	3-1	W	34-25-14	24-36
33	Dec. 12	Grand Rapids	1-2	L	16-13-4	31-24	74	Mar. 29	@ Long Beach	1-2	L	34-26-14	34-21
34	Dec. 15	@ Kansas City	3-2	W*	17-13-4	32-35	75	Mar. 31	@ Long Beach	0-3	L	34-27-14	15-21
35	Dec. 17	@ Chicago	2-1	W	18-13-4	16-46	76	Apr. 1	@ Kansas City	2-4	L	34-28-14	24-29
36	Dec. 18	@ Utah	3-2	W	19-13-4	19-28	77	Apr. 4	@ Utah	0-2	L	34-29-14	32-31
37	Dec. 19	@ Long Beach	1-3	L	19-14-4	24-31	78	Apr. 7	Michigan	3-0	W	35-29-14	29-27
38	Dec. 22	Michigan	3-2	W	20-14-4	32-24	79	Apr. 8	Michigan	3-2	W	36-29-14	23-38
39	Dec. 27	Chicago	2-3	SOL	20-14-5	21-28	80	Apr. 12	Utah	1-4	L	36-30-14	40-30
40	Dec. 29	Utah	3-4	SOL	20-14-6	35-34	81	Apr. 14	Long Beach	6-1	W	37-30-14	25-37
41	Dec. 31	Utah	3-2	W*	21-14-6	31-29	82	Apr. 15	Long Beach	1-5	L	37-31-14	28-29

* Game decided in a shootout · When two figures are given, Moose total is first

INDIVIDUAL STATISTICS

PLAYER	POS	GP	G	A	PTS	+/-	PIM	SH	PCT	PLAYER	POS	GP	G	A	PTS	+/-	PIM	SH	PCT	
Bowler, Bill	C	75	20	42	62	0	58	119	16.8	Doull, Doug	LW	45	4	4	8	-2	184	19	21.1	
Heuer, Brett	D	77	13	47	60	2	92	233	5.6	Pronger, Sean	C	14	3	5	8	-3	21	26	11.5	
Bohonos, Lonny	C	63	18	33	51	0	45	179	10.1	Hancock, Quinn	RW	22	2	6	8	2	6	30	6.7	
Montgomery, Jim	C	67	18	28	46	11	111	121	14.9	Perrault, Jeff	D	68	1	5	6	-7	48	55	1.8	
Prakopac, Mike	RW	68	23	21	44	1	100	175	13.1	Burt, Shawn	LW	18	3	2	5	2	6	29	10.3	
Chapman, Brian	D	80	7	30	37	-4	153	109	6.4	Spring, Corey	RW	8	2	2	4	-1	8	16	12.5	
Fitzgerald, Rusty	C	53	18	15	33	8	31	116	15.5	Campbell, Jim	C	10	1	3	4	-5	10	23	4.3	
Fardif, Patrice	C	50	12	18	30	1	70	92	13	Rochon, Patrick	D	1	0	1	1	1	0	1	0	
Valloux, Eric	C	73	14	13	27	-3	102	86	16.3	MacIntyre, Andy	LW	2	0	1	1	1	0	6	0	
Roy, Jimmy	RW	74	12	9	21	-8	187	141	8.5	McCambridge, Keith	D	3	0	1	1	-2	4	0	0	
Serov, Wlad	RW	51	11	9	20	14	76	145	7.6	Wallace, Buddy	C	8	0	1	1	-2	2	20	0	
Rodgers, Marc	RW	34	8	10	18	-7	77	76	10.5	Caldor, Shane	RW	1	0	0	0	0	0	0	0	
Kurtz, Justin	D	66	3	15	18	4	94	92	3.3	Reznaroff, Jessie	RW	1	0	0	0	0	0	1	0	
Stewart, Michael	D	76	6	11	17	2	156	130	4.6	Kesa, Dan	RW	1	0	0	0	0	0	0	0	
MacDonald, Jason	RW	30	5	10	15	-7	77	47	10.6	Selajko, Jeff	G	3	0	0	0	0	0	0	0	
Dymnne, Dary	C	30	5	9	14	1	13	49	10.2	Landmesser, Derek	D	10	0	0	0	0	-1	4	8	0
Hollinger, Terry	D	18	3	10	13	-1	4	35	8.6	Shapley, Larry	RW	18	0	0	0	-1	83	3	0	0
Rusk, Mike	D	75	5	7	12	3	261	73	6.8	Legace, Manny	G	42	0	0	0	0	0	6	1	0
Richter, Barry	D	19	5	4	9	1	6	50	10	Elliott, Jason	G	6	43	0	0	0	0	8	0	0

GOALTENDER STATISTICS

GOALTENDER	GP	MIN	GA	GAA	W	L	T	SVS	%	SO
Legace, Manny	42	2409	104	2.59	17	18	5	1695	0.913	2
Elliott, Jason	43	2349	108	2.76	19	12	9	1187	0.917	1
Arseneault, Dave	0	0	0	0	0	0	0	0	0	0
Selajko, Jeff	3	139	5	2.16	1	1	0	69	0.932	0
TOTALS	82	4920	237	2.89	37	31	14	2351	0.908	3

2000-01 SEASON SUMMARY (IHL)

SCHEDULE AND RESULTS

#	DATE	OPPONENT	SC	RES	RECORD	SOG	#	DATE	OPPONENT	SC	RES	RECORD	SOG
1	Oct. 6	@ Orlando	3-4	SOL	0-0-1	29-27	42	Jan. 23	@ Houston	4-6	SOL	25-11-6	31-41
2	Oct. 7	@ Cleveland	3-4	L	0-1-1	31-24	43	Jan. 24	@ Kansas City	3-0	W	26-11-6	32-34
3	Oct. 12	Houston	2-3	SOL	0-1-2	32-30	44	Jan. 25	@ Orlando	0-4	L	26-12-6	29-33
4	Oct. 14	Orlando	0-3	L	0-2-2	25-23	45	Jan. 27	Milwaukee	1-3	L	26-13-6	36-24
5	Oct. 18	@ Kansas City	5-3	W	1-2-2	25-21	46	Jan. 31	Chicago	0-3	L	26-14-6	30-20
6	Oct. 20	@ Grand Rapids	3-1	W	2-2-2	28-33	47	Feb. 2	Chicago	2-4	L	26-15-6	26-33
7	Oct. 21	@ Detroit	2-1	W	3-2-2	29-33	48	Feb. 4	Utah	0-2	L	26-16-6	38-20
8	Oct. 27	Cleveland	4-3	W*	4-2-2	28-33	49	Feb. 9	@ Orlando	0-1	L	26-17-6	30-22
9	Nov. 3	@ Houston	3-2	OTW	5-2-2	23-24	50	Feb. 10	@ Orlando	1-2	L	26-18-6	24-31
10	Nov. 4	@ Houston	2-1	OTW	6-2-2	11-19	51	Feb. 11	@ Cleveland	3-4	L	26-19-6	33-27
11	Nov. 11	Orlando	6-4	W	7-2-2	21-32	52	Feb. 14	Cleveland	4-1	W	27-19-6	35-28
12	Nov. 12	Orlando	4-2	W	8-2-2	33-30	53	Feb. 16	Cleveland	3-4	SOL	27-19-7	21-22
13	Nov. 15	Kansas City	4-2	W	9-2-2	25-36	54	Feb. 17	Detroit	2-1	W	28-19-7	31-20
14	Nov. 17	@ Grand Rapids	2-1	W*	10-2-2	31-23	55	Feb. 19	@ Cincinnati	4-1	W	29-19-7	32-26
15	Nov. 18	@ Chicago	2-3	L	10-3-2	31-26	56	Feb. 21	@ Milwaukee	1-7	L	29-20-7	26-32
16	Nov. 19	Grand Rapids	3-1	W	11-3-2	20-36	57	Feb. 24	@ Kansas City	3-0	W	30-20-7	32-35
17	Nov. 24	@ Kansas City	3-5	L	11-4-2	32-36	58	Feb. 25	@ Chicago	1-3	L	30-21-7	22-29
18	Nov. 25	@ Kansas City	6-4	W	12-4-2	41-24	59	Feb. 28	Cincinnati	5-4	W*	31-21-7	33-31
19	Dec. 1	Grand Rapids	3-1	W	13-4-2	27-21	60	Mar. 2	Cincinnati	7-6	W*	32-21-7	38-37
20	Dec. 2	Grand Rapids	2-3	L	13-5-2	33-37	61	Mar. 4	Houston	4-6	L	32-22-7	28-29
21	Dec. 6	Detroit	5-4	W*	14-5-2	38-27	62	Mar. 7	@ Grand Rapids	3-2	W	33-22-7	26-35
22	Dec. 8	Utah	1-2	L	14-6-2	52-20	63	Mar. 9	Orlando	1-2	SOL	33-23-7	25-19
23	Dec. 9	Utah	2-1	W	15-6-2	39-26	64	Mar. 10	@ Milwaukee	2-3	OTL	33-23-9	33-25
24	Dec. 12	@ Cincinnati	2-5	L	15-7-2	38-31	65	Mar. 11	@ Cincinnati	2-9	L	33-23-9	36-46
25	Dec. 14	@ Detroit	3-4	SOL	15-7-3	43-20	66	Mar. 14	Kansas City	0-3	L	33-24-9	32-23
26	Dec. 16	@ Utah	2-1	W	16-7-3	32-37	67	Mar. 16	Kansas City	1-2	SOL	33-24-10	40-31
27	Dec. 19	@ Utah	4-2	W	17-7-3	31-36	68	Mar. 17	Utah	1-2	L	33-25-10	25-40
28	Dec. 21	Houston	5-1	W	18-7-3	34-27	69	Mar. 18	Utah	2-1	W*	34-25-10	32-32
29	Dec. 22	Houston	3-5	L	18-8-3	36-30	70	Mar. 21	Utah	3-4	L	34-26-10	32-25
30	Dec. 27	Detroit	10-3	W	19-8-3	33-24	71	Mar. 24	Houston	4-2	W	35-26-10	32-38
31	Dec. 29	Kansas City	5-4	W	20-8-3	52-24	72	Mar. 25	Houston	7-1	W	36-26-10	30-26
32	Dec. 31	Cincinnati	2-4	L	20-9-3	32-30	73	Mar. 28	@ Kansas City	3-4	L	36-27-10	28-35
33	Jan. 2	@ Milwaukee	1-2	OTL	20-9-4	39-27	74	Mar. 31	@ Houston	1-2	SOL	36-27-11	33-29
34	Jan. 3	@ Chicago	7-5	W	21-9-4	30-41	75	Apr. 1	@ Houston	0-2	L	36-28-11	24-22
35	Jan. 5	@ Cleveland	4-2	W	22-9-4	35-35	76	Apr. 4	Cincinnati	4-1	W	37-28-11	28-19
36	Jan. 10	Chicago	1-3	L	22-10-4	33-24	77	Apr. 7	Cincinnati	3-2	W	38-28-11	40-14
37	Jan. 12	Chicago	2-1	W	23-10-4	28-29	78	Apr. 8	Kansas City	2-5	L	38-29-11	33-27
38	Jan. 13	Milwaukee	2-4	L	23-11-4	39-15	79	Apr. 10	@ Cincinnati	2-3	OTL	38-29-12	39-35
39	Jan. 17	@ Grand Rapids	0-1	SOL	23-11-5	36-33	80	Apr. 11	Chicago	1-6	L	38-30-12	32-31
40	Jan. 19	@ Utah	3-2	W	24-11-5	34-30	81	Apr. 14	Chicago	3-1	W	39-30-12	32-32
41	Jan. 20	@ Utah	2-1	W*	25-11-5	26-39	82	Apr. 15	Chicago	0-3	L	39-31-12	31-22

* Game decided in a shootout - When two figures are given, Moose total is first

INDIVIDUAL STATISTICS

PLAYER	POS	GP	G	A	PTS	+/-	PIM	SH	PCT	PLAYER	POS	GP	G	A	PTS	+/-	PIM	SH	PCT	
Bruce, Steve	C	78	21	48	69	-2	22	283	7.4	Cyrrene, Cory	C	15	2	5	7	0	8	11	18.2	
Hauser, Brett	D	82	17	42	59	-15	52	233	7.3	Darling, Dion	D	72	0	7	7	-1	188	71	0	
Kessa, Dan	RW	79	16	31	47	-10	48	102	15.7	Angelstad, Mel	LW	67	1	5	6	2	232	21	4.8	
Fitzgerald, Rusty	C	77	30	15	45	-2	35	161	18.6	Oliver, Simon	D	17	1	3	4	3	18	42	2.4	
Pronger, Sean	C	82	18	21	39	7	85	202	8.9	Dallas, Bobby	D	8	1	2	3	-3	2	11	9.1	
Ast, Doug	C	82	15	23	38	-6	77	117	12.8	Morrow, Scott	LW	8	1	2	3	-4	6	21	4.8	
Bouches, Philippe	D	45	10	22	32	1	39	201	5	Beneise, Cal	D	22	0	2	2	1	40	38	0	
Roy, Jimmy	LW	77	18	13	31	6	150	174	10.3	Copley, Randy	LW	3	0	1	1	0	2	5	0	
Kurtz, Justin	D	69	9	22	30	1	62	126	6.3	Rempel, Nathan	RW	12	0	1	1	-4	19	11	0	
Chapman, Brian	D	82	5	21	26	17	126	113	4.4	Heathberg, Johan	G	46	0	1	1	0	10	0	0	
Gomesau, Daniel	LW	58	10	14	24	0	26	107	9.3	Miller, Aron	G	1	0	0	0	0	0	0	0	
Thomas, Scott	RW	22	9	14	23	4	21	63	14.3	Eriene, Steve	G	1	0	0	0	0	0	0	0	
MacLean, John	FW	32	6	12	18	-12	28	93	6.5	Tropper, Marc	RW	1	0	0	0	-1	0	0	0	
Richardson, Bruce	C	51	8	9	17	7	131	57	14	Moore, Bernie	LW	2	0	0	0	0	0	3	0	
Young, B.J.	FW	33	8	7	15	0	47	89	9	Demmeis, Trevor	D	4	0	0	0	-2	0	2	0	
Leonov, Dmitri	LW	57	6	8	14	-8	67	77	7.8	Blanchard, Sean	D	7	0	0	0	0	0	4	10	0
Ruark, Mike	D	81	0	8	8	0	194	92	0	Salajko, Jeff	G	11	0	0	0	0	2	0	0	
Podolan, Jason	RW	16	5	2	7	-1	10	37	13.5	Wregget, Ken	G	30	0	0	0	0	0	6	0	0

GOALTENDER STATISTICS

GOALTENDER	GP	MIN	GA	GAA	W	L	T	SVS	%	SO
Salajko, Jeff	11	621	26	2.51	4	5	1	286	0.917	0
Heathberg, Johan	46	2697	115	2.56	23	13	7	1193	0.912	1
Wregget, Ken	30	1802	72	2.7	11	13	4	648	0.9	2
Miller, Aron	1	60	1	1	1	0	0	35	0.972	0
Eriene, Steve	1	10	0	0	0	0	0	0	0	0
TOTALS	82	5006	230	2.76	39	31	12	2162	0.904	3



2001-02 SEASON SUMMARY (AHL)

SCHEDULE AND RESULTS

#	DATE	OPPONENT	SC	RES	RECORD	SOG	#	DATE	OPPONENT	SC	RES	RECORD	SOG
1	Oct. 5	@ Saint John	1-3	L	0-1-0	18-30	41	Jan. 6	@ Chicago	6-3	W	21-17-2	34-31
2	Oct. 6	@ Saint John	2-4	L	0-2-0	38-28	42	Jan. 9	Milwaukee	4-3	W	22-17-2	31-37
3	Oct. 12	St. John's	3-4*	OTL	0-2-1	40-21	43	Jan. 11	@ Grand Rapids	1-3	L	22-18-2	25-26
4	Oct. 13	St. John's	5-1	W	1-2-1	39-33	44	Jan. 12	@ Milwaukee	3-5	L	22-19-2	43-36
5	Oct. 19	@ St. John's	4-0	W	2-2-1	39-38	45	Jan. 13	@ Chicago	5-4	W	23-19-2	44-30
6	Oct. 20	Milwaukee	0-4	L	2-3-1	29-22	46	Jan. 16	@ Grand Rapids	4-0	W	24-19-2	29-37
7	Oct. 24	Milwaukee	5-8	L	2-4-1	40-23	47	Jan. 18	@ Utah	4-3	W	25-19-2	40-27
8	Oct. 26	Saint John	2-3	OTL	2-4-2	20-32	48	Jan. 19	@ Utah	0-2	L	25-20-2	25-32
9	Oct. 27	Saint John	3-0	W	3-4-2	32-24	49	Jan. 22	Chicago	4-4	T	25-20-2	29-37
10	Nov. 2	@ Milwaukee	5-2	W	4-4-2	35-28	50	Jan. 23	Chicago	4-4	T	25-20-3	40-35
11	Nov. 3	@ Grand Rapids	1-7	L	4-5-2	33-33	51	Jan. 25	Milwaukee	2-4	L	25-21-3	31-21
12	Nov. 7	Quebec	5-4	W	5-5-2	37-20	52	Jan. 26	Milwaukee	3-1	W	26-21-3	27-36
13	Nov. 8	Quebec	6-4	W	6-5-2	40-25	53	Feb. 1	Hartford	6-2	W	27-22-3	31-24
14	Nov. 11	Utah	2-1	OTW	7-5-2	36-32	54	Feb. 2	Hartford	1-3	L	27-22-3	22-40
15	Nov. 13	@ Houston	4-2	W	8-5-2	24-28	55	Feb. 5	@ Quebec	2-3	L	27-23-3	36-26
16	Nov. 14	@ Houston	3-5	L	8-6-2	28-26	56	Feb. 8	@ St. John's	2-6	L	27-24-3	36-34
17	Nov. 16	Hamilton	4-5	L	8-7-2	35-29	57	Feb. 10	@ St. John's	4-7	L	27-25-3	48-21
18	Nov. 17	Hamilton	2-7	L	8-8-2	26-27	58	Feb. 16	St. John's	4-3	W	28-25-3	42-24
19	Nov. 23	Utah	7-1	W	9-8-2	38-28	59	Feb. 17	St. John's	5-4	W	29-25-3	33-33
20	Nov. 24	Utah	5-3	W	10-8-2	30-32	60	Feb. 22	@ Hamilton	5-6	OTL	29-25-3	36-33
21	Nov. 30	@ Saint John	5-1	W	11-8-2	22-42	61	Feb. 23	@ Hamilton	7-5	W	30-25-3	35-24
22	Dec. 1	@ Saint John	3-2	W	12-8-2	28-28	62	Feb. 27	Grand Rapids	1-2	L	30-26-3	25-31
23	Dec. 3	@ Quebec	1-2	L	12-9-2	32-24	63	Mar. 1	Quebec	1-5	L	30-27-3	40-26
24	Dec. 5	@ Quebec	5-4	W	13-9-2	43-17	64	Mar. 3	Quebec	3-5	L	30-28-3	32-24
25	Dec. 7	@ Utah	3-3	T	13-9-3	40-33	65	Mar. 6	Hamilton	4-3	W	31-28-3	28-22
26	Dec. 8	@ Utah	3-2	W	14-9-3	24-24	66	Mar. 10	Hamilton	1-3	L	31-29-3	27-25
27	Dec. 9	@ Houston	2-4	L	14-10-3	42-25	67	Mar. 13	@ Grand Rapids	1-2	L	31-30-3	28-23
28	Dec. 12	Chicago	1-5	L	14-11-3	46-18	68	Mar. 15	Grand Rapids	5-0	W	32-30-3	28-31
29	Dec. 14	Hamilton	7-3	W	15-11-3	47-24	69	Mar. 17	Saint John	6-2	W	33-30-3	24-28
30	Dec. 15	Hamilton	6-3	W	16-11-3	45-20	70	Mar. 20	Saint John	5-0	W	34-30-3	28-43
31	Dec. 19	Grand Rapids	2-3	L	16-12-3	24-33	71	Mar. 22	Houston	3-4	L	34-31-3	23-24
32	Dec. 21	Houston	4-6	L	16-13-3	25-34	72	Mar. 24	Houston	5-2	W	35-31-3	28-27
33	Dec. 22	Houston	3-5	L	16-14-3	27-32	73	Mar. 27	@ Milwaukee	1-1	W	36-31-3	28-28
34	Dec. 27	Chicago	4-0	W	17-14-3	27-36	74	Mar. 29	@ Hartford	2-0	W	37-31-3	20-27
35	Dec. 28	@ Houston	2-1	W	18-14-3	25-26	75	Mar. 30	@ Hartford	3-4	OTL	37-31-4	30-27
36	Dec. 29	@ Chicago	6-3	W	19-14-3	29-33	76	Apr. 1	@ Quebec	5-3	W	38-31-4	21-33
37	Dec. 31	Utah	2-3	L	19-15-3	25-32	77	Apr. 3	@ Chicago	5-4	OTW	39-31-4	26-37
38	Jan. 2	@ Hamilton	4-3	W	20-15-3	33-27	78	Apr. 5	@ Hamilton	2-2	T	39-31-4	34-35
39	Jan. 4	@ Hamilton	1-7	L	20-16-3	36-28	79	Apr. 6	@ Hamilton	3-4	L	39-32-4	25-29
40	Jan. 5	@ Milwaukee	3-6	L	20-17-3	34-37	80	Apr. 7	Grand Rapids	2-5	L	39-33-4	33-22

* Game decided in a shootout - When two figures are given, Moose total is first

INDIVIDUAL STATISTICS

PLAYER	POS	GP	G	A	PTS	+/-	PIM	SH	PCT	PLAYER	POS	GP	G	A	PTS	+/-	PIM	SH	PCT	
Kenya, Steve	LW	67	25	37	62	0	46	178	14	Hay, Darrell	D	53	5	8	13	1	29	77	6.5	
Savage, Andre	C	76	35	26	61	14	115	182	19.2	Tezakov, Alexei	D	28	5	6	11	4	16	50	10	
Ready, Ryan	LW	72	23	32	55	0	73	182	12.6	Druken, Harold	C	11	2	9	11	-5	4	16	12.5	
Kurtz, Justin	D	52	10	29	39	-10	64	122	8.2	Bourak, Tyler	RW	20	4	4	8	-3	25	32	12.5	
Roy, Jimmy	LW	73	16	22	38	22	167	122	13.1	Fedorov, Fedor	C	8	2	1	3	3	6	8	25	
Reid, Brandon	C	60	18	19	37	2	6	125	14.4	Martynjuk, Denis	LW	15	1	2	3	3	0	8	12.5	
Holden, Josh	C	68	16	17	33	-1	187	165	9.7	Cabena, Paul	RW	4	0	1	1	1	4	4	0	
Opitola, Jason	C	67	12	21	33	-1	58	115	10.4	Bonni, Ryan	D	11	0	1	1	-6	33	12	0	
Leah, Brad	LW	60	17	15	32	-6	45	155	11	Auld, Alex	G	21	0	1	1	0	0	0	0	
Kavanaugh, Pat	RW	70	13	19	32	4	100	117	11.1	Brochu, Martin	G	29	0	1	1	0	2	0	0	
Chapman, Brian	D	72	2	30	32	7	95	96	2.1	Michaud, Affie	G	32	0	1	1	0	7	0	0	
Vasiljevic, Harbert	RW	31	12	14	26	6	10	81	14.8	Darby, Regan	D	39	0	1	1	-2	186	26	0	
Allan, Bryan	D	68	7	18	25	1	121	112	6.3	Swanson, Kevin	G	1	0	0	0	0	0	0	0	
Konarski, Zaneth	D	77	5	20	25	0	153	150	3.3	Salajko, Jeff	G	1	0	0	0	0	0	0	0	
Holmes, Bryan	D	34	6	18	24	18	69	76	7.9	Luciak, Andrew	LW	1	0	0	0	0	0	0	0	
Warriner, Todd	LW	30	7	13	20	-6	32	101	6.9	Greenough, Nick	RW	2	0	0	0	0	0	5	1	0
Morrison, Justin	RW	64	10	9	19	-7	37	85	11.8	Fichaud, Eric	G	5	0	0	0	0	0	0	0	0
Chulover, Artem	C	19	7	12	19	8	4	55	12.7	Scissons, Jeff	G	7	0	0	0	0	-1	2	3	0
Brown, Mike	LW	31	7	9	16	1	155	47	14.9	Norme, Jason	RW	7	0	0	0	0	-1	22	1	0
Nydereny, Rene	D	61	3	11	14	18	15	52	5.8											

GOALTENDER STATISTICS

GOALTENDER	GP	MIN	GA	GAA	W	L	T	SVS	%	SO
Michaud, Affie	32	1749	78	2.68	16	10	1	760	0.907	4
Fichaud, Eric	5	279	13	2.8	2	3	0	121	0.903	0
Swanson, Kevin	1	20	1	3	0	0	0	10	0.909	1
Brochu, Martin	29	1625	91	3.36	10	14	3	683	0.882	1
Auld, Alex	21	1104	65	3.53	11	9	0	483	0.881	1
Salajko, Jeff	1	40	6	9	0	1	0	16	0.727	0
TOTALS	80	4838	260	3.22	39	37	4	2073	0.889	7



2002-03 SEASON SUMMARY (AHL)

SCHEDULE AND RESULTS

#	DATE	OPPONENT	SC	RES	RECORD	SOG	#	DATE	OPPONENT	SC	RES	RECORD	SOG
1	Oct. 11	Worcester	4-1	W	1-0-0-0	42-35	41	Jan. 11	Hartford	4-0	W	19-18-4-0	26-33
2	Oct. 12	Worcester	6-4	W	2-0-0-0	22-29	42	Jan. 15	@ San Antonio	1-2	L	19-18-4-0	24-32
3	Oct. 14	@ Lowell	3-2	W	3-0-0-0	33-32	43	Jan. 16	@ Houston	1-4	L	19-20-4-0	18-26
4	Oct. 18	@ Saint John	2-4	L	3-1-0-0	30-24	44	Jan. 19	@ Houston	1-6	L	19-21-4-0	25-42
5	Oct. 19	@ Saint John	2-4	L	3-2-0-0	34-25	45	Jan. 21	Saint John	2-1	W	20-21-4-0	14-36
6	Oct. 20	@ Portland	2-2	T	3-2-1-0	42-36	46	Jan. 22	Saint John	3-5	L	20-22-4-0	36-31
7	Oct. 22	@ St. John's	4-5	L	3-3-1-0	44-38	47	Jan. 24	Hamilton	5-3	W	21-22-4-0	28-17
8	Oct. 23	@ St. John's	1-4	L	3-4-1-0	41-35	48	Jan. 25	Hamilton	5-8	L	21-23-4-0	26-26
9	Oct. 25	Springfield	6-4	W	4-4-1-0	31-26	49	Jan. 28	Chicago	4-3	W	22-23-4-0	40-26
10	Oct. 26	Springfield	1-3	L	4-5-1-0	49-29	50	Jan. 29	Chicago	5-4	W	23-23-4-0	24-23
11	Oct. 30	@ Hartford	4-3	OTW	5-5-1-0	40-21	51	Jan. 31	@ Hamilton	2-3	L	23-24-4-0	42-26
12	Nov. 1	@ Portland	2-5	L	5-6-1-0	44-28	52	Feb. 1	@ Hamilton	3-2	OTW	24-24-4-0	30-28
13	Nov. 2	@ Worcester	6-7	L	5-7-1-0	25-37	53	Feb. 5	@ Manchester	2-2	T	24-25-0-0	26-38
14	Nov. 3	@ Lowell	5-3	W	6-7-1-0	44-32	54	Feb. 7	@ Manchester	1-5	L	24-25-0-0	31-31
15	Nov. 8	Lowell	3-1	W	7-7-1-0	30-32	55	Feb. 8	@ Springfield	3-3	T	24-25-0-0	38-32
16	Nov. 9	Lowell	2-1	W	8-7-1-0	24-31	56	Feb. 9	@ Providence	2-4	L	24-26-0-0	35-17
17	Nov. 12	@ Grand Rapids	0-4	L	8-8-1-0	15-37	57	Feb. 13	Hamilton	2-4	L	24-27-0-0	23-32
18	Nov. 15	San Antonio	2-2	T	8-8-2-0	35-30	58	Feb. 14	Hamilton	1-4	L	24-28-0-0	38-28
19	Nov. 16	San Antonio	2-2	T	8-8-3-0	33-26	59	Feb. 19	Houston	5-2	W	25-28-0-0	27-28
20	Nov. 22	Saint John	5-3	W	9-8-3-0	30-29	60	Feb. 21	Houston	3-3	T	25-29-0-0	30-35
21	Nov. 23	Saint John	4-3	W	10-8-3-0	19-32	61	Feb. 23	St. John's	5-1	W	26-29-0-0	21-33
22	Nov. 25	Utah	2-5	L	10-9-3-0	27-27	62	Feb. 25	St. John's	2-2	W	27-29-0-0	24-22
23	Nov. 30	Utah	2-4	L	10-10-3-0	46-29	63	Feb. 28	@ Saint John	4-2	W	28-29-0-0	28-36
24	Dec. 4	@ Hartford	1-3	L	10-11-3-0	32-34	64	Mar. 2	@ Hamilton	0-1	L	28-29-0-0	24-32
25	Dec. 6	@ Bridgeport	4-0	W	11-11-3-0	29-30	65	Mar. 5	@ Bridgeport	4-2	W	29-29-0-0	23-38
26	Dec. 7	@ Springfield	3-2	W	12-11-3-0	25-31	66	Mar. 7	@ Providence	5-1	W	30-29-0-0	32-30
27	Dec. 8	@ Worcester	5-2	W	13-11-3-0	32-37	67	Mar. 8	@ Saint John	3-0	W	31-29-0-0	17-41
28	Dec. 11	Manchester	1-2	L	13-12-3-0	29-20	68	Mar. 11	Milwaukee	6-3	W	32-29-0-0	36-26
29	Dec. 13	Manchester	4-3	OTW	14-12-3-0	24-32	69	Mar. 12	Milwaukee	2-3	L	32-30-0-0	31-30
30	Dec. 14	Grand Rapids	2-3	L	14-13-3-0	28-19	70	Mar. 14	Portland	2-1	W	33-30-0-0	33-35
31	Dec. 17	Grand Rapids	2-4	L	14-14-3-0	25-22	71	Mar. 16	Portland	2-2	T	33-30-0-0	27-41
32	Dec. 20	St. John's	1-3	L	14-15-3-0	29-26	72	Mar. 19	@ Milwaukee	2-0	W	34-30-0-0	25-29
33	Dec. 21	St. John's	4-2	W	15-15-3-0	44-26	73	Mar. 20	@ Grand Rapids	3-4	OTL	34-30-0-1	28-31
34	Dec. 28	Bridgeport	4-0	W	16-15-3-0	23-23	74	Mar. 22	@ Chicago	2-3	OTL	34-30-0-2	26-34
35	Dec. 31	Bridgeport	4-2	W	17-15-3-0	39-33	75	Mar. 23	@ Milwaukee	3-1	W	35-30-0-2	18-44
36	Jan. 2	@ Utah	4-0	W	18-15-3-0	38-20	76	Mar. 28	Providence	2-5	L	35-31-0-2	39-32
37	Jan. 4	@ Utah	2-6	L	18-16-3-0	28-36	77	Mar. 30	Providence	4-3	OTW	36-31-0-2	35-20
38	Jan. 5	@ San Antonio	1-1	T	18-16-4-0	32-24	78	Apr. 2	@ St. John's	2-4	L	36-32-0-2	37-34
39	Jan. 8	@ Chicago	2-4	L	18-17-4-0	27-37	79	Apr. 4	@ St. John's	3-2	OTW	37-32-0-2	48-27
40	Jan. 10	Hartford	1-2	L	18-18-4-0	26-20	80	Apr. 5	@ Hamilton	2-5	L	37-33-0-2	32-29

* Game decided in a shootout. - When two figures are given, Moose total is first.

INDIVIDUAL STATISTICS

PLAYER	POS	GP	G	A	PTS	+/-	PIM	SH	PCT	PLAYER	POS	GP	G	A	PTS	+/-	PIM	SH	PCT
Reid, Brandon	C	73	18	36	54	1	18	145	12.4	Nielsen, Chris	C	33	3	10	13	2	13	--	--
Ready, Ryan	LW	68	24	26	50	1	52	199	12.1	Hay, Darrell	D	43	3	10	13	3	29	66	4.5
King, Jason	RW	67	20	20	40	3	15	151	13.2	Herpinger, Chris	C	15	6	6	12	-8	12	--	--
Kurtz, Justin	D	71	11	29	40	-3	65	150	7.3	Jokela, Mikko	D	32	3	7	10	0	17	--	--
Vesiljova, Harbert	RW	69	10	29	39	-8	30	169	5.9	Vydaryny, Rene	D	71	2	8	10	-15	46	69	2.9
Baumgartner, Nolan	D	59	8	31	39	15	82	109	7.3	Gaulet, Jason	C	23	1	2	3	1	2	14	7.1
Boucek, Tyler	RW	76	10	28	38	9	103	113	8.8	Lindgren, Mats	LW	4	0	1	1	-1	6	5	0
Holmer, Bryan	D	60	7	24	31	-10	82	147	4.8	Allen, Bryan	D	7	0	1	1	-3	4	16	0
Kawensky, Pat	RW	63	15	15	30	7	96	127	11.8	Moss, Tyler	G	42	0	1	1	0	20	0	0
Kariya, Steve	LW	38	14	14	28	-5	18	103	13.6	Skudra, Peter	G	1	0	0	0	0	0	0	0
Ferkas, Jeff	C	38	11	14	25	-4	28	113	9.7	Minard, Mike	G	1	0	0	0	0	0	0	0
Komarniski, Zenith	LW	53	15	6	23	-6	94	127	11.8	Smith, Tim	F	3	0	0	0	-2	0	0	0
Kedron, Fedor	C	50	10	13	23	-4	61	98	10.2	Shmy, Jason	LW	4	0	0	0	0	2	2	0
Obout, Jaroslav	D	60	6	13	19	5	59	93	6.5	Payette, Andre	LW	8	0	0	0	-1	67	1	0
Smith, Nathan	C	53	9	8	17	6	30	47	19.1	Mertnyuk, Denis	LW	8	0	0	0	-1	4	8	0
Chepman, Brian	D	60	3	14	17	6	65	85	4.6	Derby, Ragan	D	10	0	0	0	-7	30	1	0
Morrison, Justin	RW	30	10	6	16	-3	13	54	18.5	St. Croix, Alexis	D	10	0	0	0	0	12	10	0
Roy, Jimmy	LW	50	5	10	15	0	95	91	5.5	Auld, Alex	G	37	0	0	0	0	4	0	0
Craighead, John	RW	47	5	10	15	3	109	46	10.4										

GOALTENDER STATISTICS

GOALTENDER	GP	MIN	GA	GAA	W	L	T	SVS	%	SO
Auld, Alex	37	2208	97	2.64	15	19	3	855	0.906	3
Moss, Tyler	42	2502	117	2.81	21	15	5	1166	0.909	3
Skudra, Peter	1	60	3	3	1	0	0	29	0.906	0
Minard, Mike	1	59	5	5.06	0	1	0	24	0.828	0
TOTALS	80	4853	228	2.82	37	35	8	2104	0.905	6



2003-04 SEASON SUMMARY (AHL)

SCHEDULE AND RESULTS

#	DATE	OPPONENT	SC	RES	RECORD	SOG	#	DATE	OPPONENT	SC	RES	RECORD	SOG
1	Oct. 11	St. John's	4-5	L	0-1-0-0	26-32	41	Jan. 9	@ Rochester	3-2	W	16-18-6-1	25-32
2	Oct. 13	St. John's	6-2	W	1-1-0-0	33-24	42	Jan. 10	@ Hamilton	0-6	L	16-18-6-1	25-46
3	Oct. 15	@ Milwaukee	1-1	T	1-1-1-0	24-37	43	Jan. 11	@ Rochester	1-2	L	16-18-6-1	26-30
4	Oct. 16	@ Chicago	3-4	OTL	1-1-1-1	26-41	44	Jan. 14	@ Grand Rapids	3-3	T	16-20-7-1	27-32
5	Oct. 18	@ St. John's	1-3	L	1-2-1-1	35-27	45	Jan. 16	@ Cincinnati	3-4	OTL	16-20-7-2	31-36
6	Oct. 19	@ Hamilton	4-1	W	2-2-1-1	41-35	46	Jan. 17	@ Chicago	1-5	L	16-23-7-2	20-41
7	Oct. 22	Hamilton	1-2	L	2-3-1-1	26-27	47	Jan. 23	Toronto	0-4	L	16-23-7-2	24-27
8	Oct. 24	Hamilton	0-5	L	2-4-1-1	23-34	48	Jan. 24	Toronto	4-2	W	17-23-7-2	34-23
9	Oct. 26	Binghamton	1-3	L	2-5-1-1	23-24	49	Jan. 30	Houston	2-5	L	17-23-7-2	34-26
10	Oct. 28	Binghamton	2-2	T	2-5-2-1	40-19	50	Jan. 31	Houston	7-2	W	18-23-7-2	36-30
11	Oct. 31	@ San Antonio	2-3	L	2-6-2-1	33-27	51	Feb. 5	@ Cleveland	5-2	W	19-23-7-2	31-28
12	Nov. 2	@ Houston	1-2	L	2-7-2-1	14-30	52	Feb. 6	@ Rochester	4-1	W	20-23-7-2	24-28
13	Nov. 4	@ Houston	3-1	W	3-7-2-1	38-28	53	Feb. 7	@ Cleveland	1-5	L	20-24-7-2	26-34
14	Nov. 5	@ San Antonio	1-4	L	3-8-2-1	41-21	54	Feb. 11	@ Milwaukee	1-5	L	20-25-7-2	19-41
15	Nov. 7	Chicago	1-2	L	3-9-2-1	34-20	55	Feb. 13	@ Grand Rapids	0-4	L	20-26-7-2	22-23
16	Nov. 8	Chicago	3-3	T	3-9-3-1	29-28	56	Feb. 14	@ Cincinnati	1-3	L	20-27-7-2	32-27
17	Nov. 12	@ Utah	2-5	L	4-10-3-1	21-28	57	Feb. 15	@ Hamilton	2-4	L	20-28-7-2	22-37
18	Nov. 15	@ Utah	3-1	W	4-10-3-1	30-26	58	Feb. 20	San Antonio	5-0	W	21-28-7-2	27-37
19	Nov. 21	Cincinnati	4-2	W	5-10-3-1	36-29	59	Feb. 21	San Antonio	3-2	W	22-28-7-2	23-38
20	Nov. 22	Cincinnati	2-1	W	6-10-3-1	27-31	60	Feb. 24	Albany	2-2	T	22-28-8-2	28-32
21	Nov. 29	Toronto	2-4	L	6-11-3-1	33-27	61	Feb. 25	Albany	3-2	OTW	23-28-8-2	42-18
22	Nov. 30	Toronto	3-1	W	7-11-3-1	28-24	62	Feb. 29	Milwaukee	3-6	L	23-28-8-2	38-29
23	Dec. 5	Rochester	4-3	OTW	8-11-3-1	43-38	63	Mar. 2	Milwaukee	3-0	W	24-28-8-2	45-26
24	Dec. 6	Rochester	1-3	L	8-12-3-1	22-26	64	Mar. 5	Syracuse	4-1	L	24-28-8-2	34-36
25	Dec. 10	@ Binghamton	3-0	W	9-12-3-1	28-34	65	Mar. 6	Syracuse	0-4	L	24-30-8-2	30-8
26	Dec. 12	@ Syracuse	5-4	OTW	10-12-3-1	29-22	66	Mar. 10	Cleveland	0-0	T	24-30-10-2	20-21
27	Dec. 13	@ Cleveland	2-7	L	10-13-3-1	38-44	67	Mar. 12	Cleveland	5-1	W	25-30-10-2	28-32
28	Dec. 14	@ Hamilton	2-4	L	10-14-3-1	25-31	68	Mar. 13	@ Toronto	0-3	L	25-31-10-2	28-38
29	Dec. 16	@ Cleveland	6-1	W	11-14-3-1	34-31	69	Mar. 15	@ Hamilton	2-5	L	25-32-10-2	30-35
30	Dec. 17	@ Albany	2-0	W	12-14-3-1	23-26	70	Mar. 16	@ Albany	3-0	W	26-32-10-2	22-26
31	Dec. 19	Grand Rapids	3-0	W	13-14-3-1	19-27	71	Mar. 18	@ Toronto	3-2	W	27-32-10-2	38-38
32	Dec. 21	Grand Rapids	3-4	L	13-15-3-1	26-24	72	Mar. 19	@ Syracuse	5-4	OTW	28-32-10-2	32-40
33	Dec. 26	@ Toronto	3-4	L	13-16-3-1	31-25	73	Mar. 21	@ Toronto	2-5	L	28-33-10-2	26-42
34	Dec. 28	@ Toronto	4-4	T	13-16-4-1	26-29	74	Mar. 24	@ Binghamton	4-1	W	28-33-10-2	46-26
35	Dec. 29	Cleveland	4-2	W	14-16-4-1	44-24	75	Mar. 26	Rochester	3-1	W	30-33-10-2	38-34
36	Dec. 31	Cleveland	2-5	L	14-17-4-1	50-24	76	Mar. 28	Rochester	1-6	L	30-34-10-2	26-44
37	Jan. 2	Utah	3-3	T	14-17-5-1	38-24	77	Apr. 2	St. John's	7-4	W	31-34-10-2	34-34
38	Jan. 3	Utah	4-2	W	15-17-5-1	38-19	78	Apr. 4	St. John's	5-5	T	31-34-11-2	33-54
39	Jan. 6	@ St. John's	2-4	L	15-18-5-1	33-29	79	Apr. 8	Hamilton	1-6	L	31-35-11-2	18-37
40	Jan. 7	@ St. John's	3-3	T	15-18-6-1	38-36	80	Apr. 10	Hamilton	6-3	W	32-35-11-2	37-33

* Game decided in a shootout - When two figures are given, Moose total is first

INDIVIDUAL STATISTICS

PLAYER	POS	GP	G	A	PTS	+/-	PIM	SH	PCT	PLAYER	POS	GP	G	A	PTS	+/-	PIM	SH	PCT
Raidl, Brandon	C	73	19	39	58	2	20	172	11	Kessler, Ryan	F	33	3	8	11	-4	29	77	3.9
Kavanaugh, Pat	RW	73	23	22	45	3	69	173	13.3	Grenier, Martin	D	38	5	4	9	6	145	38	13.2
Fedorov, Fedor	C	58	23	16	39	-8	52	135	17	Eakins, Dallas	D	64	1	7	8	0	68	49	2
Obstul, Janslav	D	65	1	26	37	9	42	152	7.2	Varlamov, Sergei	LW	12	4	2	6	-3	10	--	--
Morrison, Justin	RW	66	18	18	36	3	27	134	13.4	St. Croix, Chris	D	12	1	1	2	-1	8	8	12.5
Pronger, Justin	C	68	17	15	32	0	68	--	--	Blekesa, Kevin	D	4	0	2	2	1	2	3	0
Koltsov, Kirill	D	74	7	25	32	-15	62	96	7.3	Moss, Tyler	G	32	0	2	2	0	9	0	0
Roy, Jimmy	LW	78	13	16	29	-9	186	159	8.2	Blouin, Sylvain	LW	11	1	0	1	4	22	--	--
Baumgartner, Nolan	D	55	6	21	27	-2	101	100	6	Schultz, Jesse	D	2	0	1	1	-1	0	1	0
Bouck, Tyler	RW	49	11	14	25	-3	100	108	10.2	Lehoucq, Jason	C	1	0	0	0	-1	2	0	0
Ready, Ryan	LW	64	7	18	25	-16	55	151	4.6	Smith, Tim	F	1	0	0	0	0	0	0	0
King, Jason	LW	29	12	11	23	-2	6	103	11.7	Calsena, Paul	RW	1	0	0	0	0	0	0	0
Smith, Nathan	C	76	4	16	20	-13	71	97	4.1	Harberg, Johan	G	2	0	0	0	0	2	0	0
Mojzis, Tomas	D	63	5	13	18	-11	50	127	3.9	Barrows, Alexander	LW	2	0	0	0	0	0	0	0
Nolan, Brandon	C	48	7	10	17	-6	18	55	12.7	Kornienko, Zenith	LW	10	0	0	0	-2	35	29	0
Jokela, Mikko	D	78	5	10	15	-11	52	123	4.1	McLacra, Rob	G	10	0	0	0	0	0	0	0
Serno, Peter	C	23	5	9	14	-8	6	--	--	Brookbank, Wade	D	4	0	0	0	0	12	--	--
Hyderany, Rene	D	50	2	10	12	-6	16	41	4.9	Auld, Alex	G	40	0	0	0	0	4	0	0
Weissen, Chris	C	72	4	7	11	-1	21	94	4.3										

GOALTENDER STATISTICS

GOALTENDER	GP	MIN	GA	GAA	W	L	T	SVS	%	SO
Auld, Alex	40	2328	93	2.55	18	16	4	1071	0.915	4
Moss, Tyler	32	1882	80	2.9	10	16	5	789	0.987	3
McLacra, Rob	10	513	25	2.92	4	3	2	264	0.913	0
Harberg, Johan	2	124	9	4.52	0	2	0	88	0.883	0
TOTALS	80	4875	232	2.85	32	37	11	2162	0.904	7



2004-05 SEASON SUMMARY (AHL)

SCHEDULE AND RESULTS

#	DATE	OPPONENT	SC	RES	RECORD	SOG	#	DATE	OPPONENT	SC	RES	RECORD	SOG
1	Oct. 13	@ Wilkes-Barre	6:3	W	1-0-0-0	25-19	41	Jan. 16	Wilkes-Barre	4:5	SOL	27-10-13	22-26
2	Oct. 15	@ Rochester	7:2	W	2-0-0-0	27-30	42	Jan. 20	Wilkes-Barre	3:2	SOW	28-10-13	26-34
3	Oct. 16	@ Cleveland	6:4	W	3-0-0-0	36-26	43	Jan. 21	@ Edmonton	1:3	L	28-11-13	26-39
4	Oct. 17	@ Hamilton	3:4	L	3-1-0-0	36-29	44	Jan. 23	@ Edmonton	3:1	W	29-11-13	34-27
5	Oct. 22	Edmonton	0:3	L	3-2-0-0	26-25	45	Jan. 28	@ Utah	3:4	SOL	29-11-14	33-26
6	Oct. 23	Edmonton	4:5	L	3-3-0-0	21-37	46	Jan. 29	@ Utah	3:2	SOL	29-11-15	39-36
7	Oct. 25	@ St. John's	3:1	W	4-3-0-0	30-26	47	Jan. 31	Grand Rapids	2:0	W	30-11-15	27-18
8	Oct. 26	@ St. John's	2:4	L	4-4-0-0	35-31	48	Feb. 1	Grand Rapids	1:5	L	30-12-15	36-17
9	Oct. 29	@ Rochester	3:2	OTW	5-4-0-0	30-40	49	Feb. 4	Grand Rapids	2:3	SOL	30-12-16	28-27
10	Oct. 30	@ Binghamton	5:3	W	6-4-0-0	28-46	50	Feb. 5	San Antonio	5:1	W	31-12-16	28-23
11	Oct. 31	@ Hamilton	2:1	W	7-4-0-0	33-33	51	Feb. 11	@ St. John's	4:3	SOW	32-12-16	39-30
12	Nov. 4	Utah	2:1	W	8-4-0-0	45-30	52	Feb. 12	@ St. John's	1:6	L	32-13-16	30-40
13	Nov. 6	Utah	1:2	SOL	8-4-1-0	37-27	53	Feb. 18	Edmonton	3:2	OTW	33-13-16	29-20
14	Nov. 11	@ Cleveland	2:3	SOL	8-4-2-0	30-37	54	Feb. 19	Edmonton	2:1	W	34-13-16	25-30
15	Nov. 12	@ Cincinnati	4:2	W	9-4-2-0	28-27	55	Feb. 23	@ Wilkes-Barre	1:2	L	34-14-16	31-30
16	Nov. 13	@ Cincinnati	2:1	W	10-4-2-0	27-37	56	Feb. 24	@ Syracuse	3:5	L	34-15-16	42-24
17	Nov. 17	St. John's	4:2	W	11-4-2-0	42-38	57	Feb. 26	@ Hamilton	2:4	L	34-16-16	45-34
18	Nov. 19	St. John's	3:5	L	11-5-0-2	35-25	58	Mar. 5	Rochester	4:5	L	34-17-16	41-24
19	Nov. 27	Milwaukee	2:1	OTW	12-5-0-2	30-41	59	Mar. 6	Rochester	4:5	OTL	34-17-26	19-26
20	Nov. 28	Milwaukee	3:4	L	12-6-0-2	28-25	60	Mar. 9	@ Grand Rapids	4:2	W	35-17-26	26-32
21	Nov. 30	Cincinnati	4:2	W	13-6-0-2	33-21	61	Mar. 11	@ Grand Rapids	2:3	OTL	35-17-36	28-33
22	Dec. 2	Cincinnati	4:1	W	14-6-0-2	26-20	62	Mar. 12	@ Chicago	0:1	L	35-18-36	21-25
23	Dec. 4	Binghamton	1:4	L	14-7-0-2	24-21	63	Mar. 13	@ Chicago	2:5	L	35-19-36	39-25
24	Dec. 5	Binghamton	5:4	W	15-7-0-2	29-28	64	Mar. 15	@ Milwaukee	1:2	SOL	35-19-37	27-51
25	Dec. 10	@ Edmonton	3:2	W	16-7-0-2	30-40	65	Mar. 17	@ Milwaukee	5:2	W	36-19-37	23-32
26	Dec. 12	@ Edmonton	3:2	W	17-7-0-2	24-35	66	Mar. 19	Houston	6:1	W	37-19-37	26-26
27	Dec. 18	Hamilton	3:4	L	17-8-0-2	30-33	67	Mar. 20	Houston	2:0	W	38-19-37	37-21
28	Dec. 19	Hamilton	4:2	W	18-8-0-2	22-25	68	Mar. 24	Houston	6:4	W	39-19-37	32-25
29	Dec. 27	@ Cleveland	4:0	W	19-8-0-2	33-30	69	Mar. 24	St. John's	2:7	L	39-20-37	27-37
30	Dec. 28	@ Cleveland	2:3	OTL	19-9-1-2	21-45	70	Mar. 30	@ Hamilton	1:2	L	39-21-37	26-33
31	Dec. 31	Chicago	3:4	L	19-9-1-2	27-29	71	Apr. 1	@ Syracuse	3:2	OTW	40-21-37	38-30
32	Jan. 1	Chicago	6:0	W	20-9-1-2	32-25	72	Apr. 2	@ Binghamton	3:4	L	40-22-37	26-38
33	Jan. 4	Cleveland	3:2	W	21-9-1-2	31-19	73	Apr. 5	Syracuse	3:1	W	41-22-37	32-25
34	Jan. 5	Cleveland	3:0	W	22-9-1-2	24-23	74	Apr. 6	Syracuse	3:4	L	41-23-37	38-19
35	Jan. 8	Edmonton	2:3	L	22-10-1-2	36-27	75	Apr. 9	Hamilton	1:4	L	41-24-37	32-14
36	Jan. 9	Edmonton	2:1	SOW	23-10-1-2	34-18	76	Apr. 10	Hamilton	1:4	L	41-25-37	22-15
37	Jan. 11	@ San Antonio	6:3	W	24-10-1-2	30-24	77	Apr. 12	@ Edmonton	3:2	W	42-25-37	30-21
38	Jan. 13	@ San Antonio	3:0	W	25-10-1-2	25-21	78	Apr. 13	@ Edmonton	2:3	L	42-26-37	35-30
39	Jan. 14	@ Houston	3:2	W	26-10-1-2	21-40	79	Apr. 15	Cleveland	7:2	W	43-26-37	29-19
40	Jan. 16	@ Houston	3:1	W	27-10-1-2	38-22	80	Apr. 16	Cleveland	3:2	W	44-26-37	39-13

* Game decided in a shootout · When two figures are given, Moose total is first

INDIVIDUAL STATISTICS

PLAYER	POS	GP	G	A	PTS	+/-	PIM	SH	PCT	PLAYER	POS	GP	G	A	PTS	+/-	PIM	SH	PCT
Sarno, Peter	C	80	16	66	82	11	53	114	0.14	Nolan, Brandon	C	48	4	8	12	8	16	47	0.85
Garon, Lee	RW	79	32	30	62	24	117	241	0.133	D'Ponta, Joe	O	73	2	10	12	16	48	59	0.34
Kessler, Ryan	F	78	30	27	57	22	105	202	0.149	Brookbank, Wade	O	68	0	10	10	2	285	32	0
King, Jason	LW	59	26	27	53	1	22	212	0.123	Jeffrey, Jason	LW	14	4	4	8	7	6	--	--
Hesama, Jeff	RW	80	14	31	45	9	67	187	0.75	Crauk, Danny	O	16	2	5	7	5	16	--	--
Green, Josh	LW	67	21	19	40	6	72	180	0.117	Aikson, Johnathan	D	46	1	6	7	4	101	58	0.17
Blaksa, Kevin	D	80	12	27	39	21	192	189	0.63	Smith, Tim	F	29	4	0	4	1	6	15	0.267
Beauregard, Nolan	O	78	9	30	39	-5	51	150	0.6	Packard, Cory	RW	12	1	1	2	-2	8	--	--
Majors, James	O	80	7	23	30	1	62	153	0.46	Rypien, Rick	C	8	1	1	2	0	5	8	0.125
Burrows, Alexandre	LW	72	9	17	26	3	107	63	0.108	Auld, Alex	G	50	0	2	2	0	2	0	0
Schultz, Jesse	D	70	9	15	24	-1	33	69	0.13	Fisherly, Wade	G	36	0	2	2	0	0	0	0
Morrison, Justin	RW	71	11	10	21	1	33	102	0.108	Amadio, Greg	O	1	0	0	0	0	0	0	0
Roy, Jimmy	LW	50	10	7	17	5	187	60	0.167	Zulcak, Matt	LW	1	0	0	0	0	2	0	0
Koltsov, Kirill	D	28	3	14	17	3	42	34	0.88	Leinow, Jason	LW	3	0	0	0	0	15	0	0
Smith, Nathan	C	72	7	9	16	-11	67	71	0.99	Fitzpatrick, D'haese	F	6	0	0	0	0	12	5	0
Huskins, Kent	D	65	5	11	16	-4	41	61	0.62	McVicar, Rob	G	1	0	0	0	0	0	0	0

GOALTENDER STATISTICS

GOALTENDER	GP	MIN	GA	GAA	W	L	T	SVS	%	SO
Fisherly, Wade	36	2109	78	2.33	19	10	3	873	0.916	4
Auld, Alex	50	2763	118	2.56	25	18	4	1178	0.909	2
McVicar, Rob	1	61	3	2.82	0	1	0	42	0.933	0
TOTALS	80	4861	210	2.59	44	36	7	2083	0.909	6



2005-06 SEASON SUMMARY (AHL)

SCHEDULE AND RESULTS

#	DATE	OPPONENT	SC	RES	RECORD	SOG	#	DATE	OPPONENT	SC	RES	RECORD	SOG
1	Oct. 7	@ Peoria	3-4	L	0-1-0	32-37	41	Jan. 8	@ Cleveland	4-5	OTL	23-13-3-2	34-36
2	Oct. 8	@ Peoria	1-2	L	0-2-0	26-29	42	Jan. 13	Philadelphia	3-1	W	24-13-3-2	27-15
3	Oct. 12	@ Omaha	2-1	W	1-2-0	27-27	43	Jan. 14	Philadelphia	2-0	W	25-13-3-2	27-42
4	Oct. 14	@ Milwaukee	1-0	W	2-2-0	16-39	44	Jan. 20	Hamilton	4-1	W	26-13-3-2	26-19
5	Oct. 15	@ Chicago	3-1	W	3-2-0	20-28	45	Jan. 21	Hamilton	4-2	W	27-13-3-2	38-25
6	Oct. 20	Peoria	6-1	W	4-2-0	29-24	46	Jan. 25	@ Rochester	3-1	W	28-13-3-2	29-25
7	Oct. 21	Peoria	0-4	L	4-3-0	16-32	47	Jan. 27	@ Philadelphia	2-1	OTW	29-13-3-2	31-29
8	Oct. 27	Cleveland	5-4	W	5-3-0	35-25	48	Jan. 28	@ Syracuse	3-5	L	29-14-3-2	38-34
9	Oct. 29	Cleveland	4-0	W	6-3-0	24-27	49	Jan. 29	@ Hamilton	4-5	SOL	29-14-3-3	40-35
10	Nov. 2	@ San Antonio	2-0	W	7-3-0	29-15	50	Feb. 3	Iowa	3-2	W	30-14-3-3	27-20
11	Nov. 4	@ Houston	3-2	SOW	8-3-0	30-26	51	Feb. 4	Iowa	5-2	W	31-14-3-3	32-35
12	Nov. 5	@ San Antonio	5-1	W	9-3-0	26-21	52	Feb. 10	Omaha	1-4	L	31-15-3-3	34-20
13	Nov. 6	@ Houston	2-3	L	9-4-0	22-39	53	Feb. 11	Omaha	1-5	L	31-16-3-3	21-18
14	Nov. 11	@ Rochester	6-5	OTL	9-4-1-0	25-42	54	Feb. 14	@ Grand Rapids	5-3	W	32-16-3-3	18-31
15	Nov. 12	@ Cleveland	2-3	L	9-5-1-0	28-29	55	Feb. 17	@ Milwaukee	4-7	L	32-17-3-3	37-25
16	Nov. 15	@ Grand Rapids	4-5	SOL	9-5-1-1	22-54	56	Feb. 18	@ Grand Rapids	3-2	SOW	33-17-3-3	39-44
17	Nov. 17	Houston	5-4	W	10-5-1-1	38-34	57	Feb. 24	Wilkes-Barre	3-1	W	34-17-3-3	29-22
18	Nov. 18	Houston	2-3	L	10-6-1-1	25-34	58	Feb. 25	Wilkes-Barre	2-3	OTL	34-17-4-3	40-31
19	Nov. 22	Grand Rapids	2-4	L	10-7-1-1	25-35	59	Mar. 1	@ Chicago	5-2	W	35-17-4-3	27-41
20	Nov. 23	Grand Rapids	2-3	SOL	10-7-1-2	33-31	60	Mar. 3	@ Omaha	2-3	OTL	35-17-5-3	23-33
21	Nov. 25	@ Toronto	4-3	W	11-7-1-2	38-40	61	Mar. 4	@ Iowa	4-3	SOW	36-17-5-3	37-25
22	Nov. 26	@ Cleveland	3-0	W	12-7-1-2	27-15	62	Mar. 5	@ Iowa	1-3	L	36-18-5-3	34-36
23	Nov. 27	@ Cleveland	3-1	W	13-7-1-2	19-25	63	Mar. 10	@ Hamilton	1-2	OTL	36-18-6-3	34-36
24	Nov. 29	Hamilton	7-2	W	14-7-1-2	28-18	64	Mar. 11	@ Rochester	2-6	L	36-19-6-3	40-27
25	Nov. 30	Hamilton	4-3	W	15-7-1-2	29-21	65	Mar. 12	@ Toronto	5-2	W	37-19-6-3	23-33
26	Dec. 2	Rochester	5-6	L	15-8-1-2	38-32	66	Mar. 15	@ Grand Rapids	2-3	SOL	37-19-6-4	35-37
27	Dec. 3	Rochester	2-1	W	16-8-1-2	27-24	67	Mar. 17	Chicago	3-2	W	38-19-6-4	24-31
28	Dec. 7	@ Philadelphia	3-1	W	17-8-1-2	24-33	68	Mar. 18	Chicago	2-4	L	38-20-6-4	27-26
29	Dec. 9	@ Wilkes-Barre	3-1	W	18-8-1-2	21-29	69	Mar. 24	Milwaukee	1-4	L	38-21-6-4	25-13
30	Dec. 10	@ Wilkes-Barre	1-7	L	18-9-1-2	20-34	70	Mar. 25	Milwaukee	4-1	W	38-21-6-4	26-22
31	Dec. 13	Syracuse	5-2	W	19-9-1-2	21-20	71	Mar. 28	Toronto	3-4	SOL	38-21-6-5	33-29
32	Dec. 14	Syracuse	4-7	L	19-10-1-2	26-39	72	Mar. 29	Toronto	4-3	OTW	40-21-6-5	30-26
33	Dec. 16	San Antonio	2-3	L	19-11-1-2	22-21	73	Mar. 31	Grand Rapids	4-5	OTL	40-21-7-5	32-45
34	Dec. 17	San Antonio	1-0	W	20-11-1-2	34-20	74	Apr. 1	Grand Rapids	4-2	W	41-21-7-5	16-29
35	Dec. 29	Toronto	3-2	OTW	21-11-1-2	34-31	75	Apr. 4	@ Syracuse	4-6	L	41-22-7-5	32-28
36	Dec. 31	Toronto	1-0	W	22-11-1-2	42-16	76	Apr. 7	@ Rochester	3-1	W	42-22-7-5	25-32
37	Jan. 2	Rochester	1-0	W	23-11-1-2	17-29	77	Apr. 8	@ Toronto	3-2	SOW	43-22-7-5	37-40
38	Jan. 3	Rochester	1-3	L	23-12-1-2	25-22	78	Apr. 9	@ Hamilton	3-4	L	43-23-7-5	30-29
39	Jan. 6	@ Toronto	4-5	OTL	23-12-2-2	38-27	79	Apr. 13	Cleveland	1-3	L	43-24-7-5	25-16
40	Jan. 7	@ Hamilton	2-3	L	23-13-2-2	34-31	80	Apr. 15	Cleveland	8-1	W	44-24-7-5	33-21

* Game decided in a shootout - When two figures are given, Moose total is first

INDIVIDUAL STATISTICS

PLAYER	POS	GP	G	A	PTS	+/-	PIM	SH	PCT	PLAYER	POS	GP	G	A	PTS	+/-	PIM	SH	PCT
Schultz, Jesse	RW	80	37	30	67	4	65	172	21.5	DeMone, James	D	55	1	8	9	-6	121	34	2.9
Darby, Craig	C	80	16	36	52	3	44	119	12.6	Molver, Nathan	D	66	1	6	7	-18	155	28	3.6
Jeffrey, Jason	LW	73	12	35	47	4	58	126	9.5	Keefe, Adam	F	31	3	2	5	1	158	20	15
Goren, Lee	RW	42	22	19	41	2	84	141	15.6	Daig, Jason	D	18	0	4	4	1	24	17	0
Bayda, Ryan	F	59	13	25	38	6	52	159	8.2	Fleaherty, Wade	C	49	0	3	3	0	6	0	0
Butenschon, Sven	D	60	15	22	37	5	30	116	12.9	Craig, Matt	G	6	1	1	2	-1	2	11	9.1
King, Jason	LW	36	19	14	34	3	34	108	18.5	Kelman, Scott	C	3	0	2	2	-1	2	3	0
Gren, Josh	F	35	7	24	31	0	93	95	7.4	Gherson, Robert	G	1	0	1	1	0	2	0	0
Burrows, Alexandre	RW	33	12	18	30	1	57	78	15.4	Kelly, Matt	C	3	0	1	1	0	0	1	0
Rakaj, Josef	RW	38	14	15	29	3	20	109	12.8	Engman, Gustav	D	5	0	1	1	2	4	3	0
Skinner, Brett	D	65	4	21	25	-2	33	100	4	McKisic, Rob	G	6	0	1	1	0	2	0	0
Ryan, Pristin	D	64	11	12	23	0	63	145	7.6	Bousck, Tyler	RW	8	0	1	1	0	8	10	0
Blakas, Kevin	D	23	3	17	20	3	71	51	5.9	Centomo, Sebastian	G	12	0	1	1	0	0	0	0
Mojzis, Tomas	D	37	5	13	18	0	52	80	6.3	Lutz, Nathan	D	1	0	0	0	0	0	0	0
Roy, Jimmy	LW	62	9	8	17	5	144	117	7.7	Smith, Jeff	LW	1	0	0	0	0	0	12	0
Ryggren, Rick	C	49	9	6	15	-1	122	79	11.4	Charrier, Christian	D	1	0	0	0	0	2	0	0
Brown, Mike	RW	73	7	8	15	3	138	89	7.9	Caay, Kelly	RW	3	0	0	0	0	0	2	0
Kean, Mike	RW	69	3	11	14	-8	66	72	4.2	Lysak, Brett	C	4	0	0	0	0	0	4	0
Fortunus, Maxime	D	76	3	10	13	6	36	58	5.2	Sloan, Tyler	LW	4	0	0	0	-5	0	2	0
Nolan, Brandon	C	18	3	8	11	1	10	25	12	Muscavsky, Yuri	LW	12	0	0	0	-4	76	4	0
Bolduc, Alexandre	C	29	3	7	10	1	35	56	5.4	Bernier, Marc-Andre	RW	16	0	0	0	0	7	11	0
Smith, Nathan	C	20	5	4	9	-4	57	36	13.9	Ouellet, Maxime	G	16	0	0	0	0	0	0	0

GOALTENDER STATISTICS

GOALTENDER	GP	MIN	GA	GAA	W	L	T	SVS	%	SO
Fleaherty, Wade	49	2622	113	2.4	26	17	4	1275	0.919	6
Ouellet, Maxime	16	945	46	2.92	9	7	0	386	0.894	0
Centomo, Sebastian	12	682	30	2.64	5	4	1	263	0.886	2
McKisic, Rob	6	336	17	3.03	3	3	0	155	0.901	0
Gherson, Robert	1	60	1	1	1	0	0	20	0.952	0
TOTALS	80	4868	217	2.67	44	36	5	2099	0.906	8



2006-07 SEASON SUMMARY (AHL)

SCHEDULE AND RESULTS

#	DATE	OPPONENT	SC	RES	RECORD	SOB	#	DATE	OPPONENT	SC	RES	RECORD	SOB
1	Oct. 4	@ Wilkes-Barre	2:3	OTL	0-0-1-0	22:33	41	Jan. 5	Rochester	3:2	W	19:13-5:4	29:42
2	Oct. 6	@ Hamilton	3:5	L	0-1-1-0	32:29	42	Jan. 11	Hamilton	4:2	W	20:13-5:4	25:25
3	Oct. 7	@ Toronto	5:2	W	1-1-1-0	30:32	43	Jan. 12	Hamilton	3:0	W	21:13-5:4	19:17
4	Oct. 8	@ Rochester	3:6	L	1-2-1-0	20:37	44	Jan. 17	San Antonio	4:1	W	22:13-5:4	29:23
5	Oct. 13	Philadelphia	0:3	L	1-3-1-0	30:24	45	Jan. 19	San Antonio	2:5	L	22:14-5:4	34:31
6	Oct. 14	Philadelphia	2:1	W	2-3-1-0	29:13	46	Jan. 24	@ Wilkes-Barre	2:4	L	22:15-5:4	22:22
7	Oct. 20	@ Milwaukee	0:2	L	2-4-1-0	24:33	47	Jan. 26	@ Syracuse	0:1	OTL	22:16-5:4	32:31
8	Oct. 24	@ Chicago	7:4	W	3-4-1-0	32:28	48	Jan. 27	@ Hamilton	0:3	L	22:16-5:4	30:39
9	Oct. 26	Wilkes-Barre	2:3	SOLO	3-4-1-1	19:32	49	Feb. 2	Chicago	2:3	OTL	22:16-5:4	36:25
10	Oct. 27	Wilkes-Barre	3:4	L	3-5-1-1	26:25	50	Feb. 3	Chicago	4:3	W	23:16-5:4	28:32
11	Nov. 3	@ Grand Rapids	0:4	L	3-6-1-1	23:28	51	Feb. 9	Syracuse	3:2	SOLO	24:16-5:4	25:32
12	Nov. 4	@ Grand Rapids	4:5	SOLO	3-6-1-2	44:34	52	Feb. 10	Syracuse	5:2	W	25:16-5:4	26:27
13	Nov. 7	Grand Rapids	2:1	W	4-6-1-2	18:28	53	Feb. 12	Omaha	4:2	W	26:16-5:4	20:31
14	Nov. 8	Grand Rapids	2:1	W	5-6-1-2	18:23	54	Feb. 14	Omaha	4:1	W	27:16-5:4	26:20
15	Nov. 10	Rochester	2:4	L	5-7-1-2	24:30	55	Feb. 16	@ Syracuse	3:2	OTW	28:16-5:4	31:43
16	Nov. 11	Rochester	3:7	L	5-8-1-2	21:33	56	Feb. 18	@ Rochester	3:0	W	28:16-5:4	28:28
17	Nov. 17	@ Rochester	3:4	OTL	5-8-2-2	25:27	57	Feb. 21	@ Toronto	4:1	W	30:16-5:4	28:32
18	Nov. 18	@ Syracuse	1:0	W	6-8-2-2	35:27	58	Feb. 23	@ Rochester	8:3	W	31:16-5:4	33:43
19	Nov. 21	@ Hamilton	5:4	W	7-8-2-2	30:28	59	Feb. 24	@ Syracuse	3:3	L	31:17-5:4	30:29
20	Nov. 24	Milwaukee	6:4	W	8-8-2-2	36:21	60	Feb. 25	@ Toronto	0:1	W	32:17-5:4	28:32
21	Nov. 25	Milwaukee	1:2	OTL	8-8-3-2	25:23	61	Mar. 2	Toronto	3:0	W	33:17-5:4	25:31
22	Nov. 28	@ Hershey	5:4	OTW	9-8-3-2	29:27	62	Mar. 3	Toronto	6:2	W	34:17-5:4	25:34
23	Dec. 1	@ Philadelphia	3:1	W	10-8-3-2	34:29	63	Mar. 9	Iowa	4:1	W	35:17-5:4	28:22
24	Dec. 2	@ Hershey	2:5	L	10-9-3-2	35:25	64	Mar. 10	Iowa	3:1	W	35:17-5:4	35:22
25	Dec. 3	@ Philadelphia	2:5	L	10-10-3-2	35:29	65	Mar. 16	@ Grand Rapids	3:2	SOLO	37:17-5:4	41:25
26	Dec. 5	Rochester	2:3	L	10-11-3-2	14:27	66	Mar. 17	@ Grand Rapids	3:2	W	38:17-5:4	29:26
27	Dec. 6	Rochester	2:3	L	10-12-3-2	17:27	67	Mar. 18	@ Peoria	4:0	W	39:17-5:4	44:26
28	Dec. 8	Peoria	4:1	W	11-12-3-2	25:30	68	Mar. 20	Houston	1:3	L	39:18-5:4	25:17
29	Dec. 10	Peoria	3:0	W	12-12-3-2	12:33	69	Mar. 21	Houston	0:2	L	39:18-5:4	22:18
30	Dec. 13	@ Houston	4:1	W	13-12-3-2	28:36	70	Mar. 23	Grand Rapids	3:2	SOLO	40:18-5:4	38:26
31	Dec. 15	@ San Antonio	6:1	W	14-12-3-2	28:19	71	Mar. 24	Grand Rapids	4:3	SOLO	41:18-5:4	35:24
32	Dec. 16	@ Houston	1:3	L	14-13-3-2	39:24	72	Mar. 27	@ Milwaukee	1:2	SOLO	41:18-5:4	24:45
33	Dec. 17	@ San Antonio	3:4	OTL	14-13-4-2	27:30	73	Mar. 28	@ Chicago	2:5	L	41:20-5:4	28:36
34	Dec. 20	Hamilton	2:1	OTW	15-13-4-2	29:28	74	Mar. 31	@ Omaha	3:2	W	42:20-5:4	32:25
35	Dec. 21	Hamilton	3:4	SOLO	15-13-4-3	33:30	75	Apr. 1	@ Iowa	0:1	L	42:21-5:4	27:20
36	Dec. 27	@ Hamilton	2:3	SOLO	15-13-4-4	30:30	76	Apr. 4	@ Omaha	2:3	L	42:21-5:4	26:27
37	Dec. 28	@ Toronto	5:3	W	16-13-4-4	32:30	77	Apr. 6	@ Iowa	3:0	W	43:22-5:4	19:23
38	Dec. 30	Syracuse	4:5	OTL	16-13-5-4	32:22	78	Apr. 7	@ Peoria	2:0	W	44:22-5:4	33:34
39	Dec. 31	Syracuse	4:3	W	17-13-5-4	28:32	79	Apr. 13	Toronto	3:2	W	45:22-5:4	33:20
40	Jan. 4	Rochester	6:4	W	18-13-5-4	40:22	80	Apr. 14	Toronto	2:4	L	45:23-5:4	31:20

* Game decided in a shootout - When two figures are given, Moose total is first

INDIVIDUAL STATISTICS

PLAYER	POS	GP	G	A	PTS	+/-	PIM	SH	PCT	PLAYER	POS	GP	G	A	PTS	+/-	PIM	SH	PCT
Jeffrey, Jason	LW	77	35	46	81	12	75	279	15.3	Chouinard, Marc	C	13	3	1	4	1	5	15	20
Moran, Brad	C	69	25	47	72	6	52	173	14.5	Raymond, Messon	LW	11	2	2	4	2	6	25	8
Giron, Lee	RW	72	26	42	68	8	86	241	10.8	McIver, Nathan	O	63	1	2	3	-1	199	34	2.9
Smith, Nathan	C	72	19	21	40	-15	76	120	15.8	Brown, Mike	RW	62	3	0	3	-2	194	73	4.1
Schultz, Jesse	RW	67	18	21	39	-6	95	123	14.6	Fleahy, Tommie	G	32	0	3	3	0	6	0	0
Hansen, Jannik	RW	72	12	22	34	3	38	125	10.4	Santala, Tommi	LW	6	0	3	3	0	8	9	0
Tremblay, Yannick	D	45	12	21	33	5	40	123	9.8	Bernies, Marc-Andre	RW	23	1	1	2	-6	16	23	4.3
Road, Brandon	C	53	15	17	32	-11	19	114	13.2	Graham, Michael	C	2	1	1	2	2	0	3	33.3
Edler, Alex	D	49	5	21	26	9	28	74	6.8	Rome, Reagan	O	7	0	1	1	-3	2	4	0
Koehn, Mike	LW	74	8	17	25	5	46	84	9.5	Yehom, Patrick	LW	4	0	1	1	-2	0	2	0
Alyan, Preston	D	58	5	16	21	-7	125	116	4.3	David, J.F.	D	1	0	1	1	0	2	1	0
Fortunus, Maximie	D	72	2	18	20	-1	64	69	2.9	MacIntyre, Drew	G	41	0	0	0	0	6	0	0
Wood, Dustin	D	62	4	12	16	-1	36	59	6.8	Ellis, Julien	G	8	0	0	0	0	5	0	0
Hunter, J.J.	C	48	11	5	16	-3	49	109	9.2	Brooks, Brendan	RW	7	0	0	0	-3	0	4	0
Genoway, Colby	RW	32	1	11	12	8	12	52	1.9	Craig, Matt	C	5	0	0	0	-1	2	0	0
Doullombe, Patrick	D	44	3	6	9	-9	22	55	5.5	Beechey, Tyler	F	5	0	0	0	-1	2	5	0
Bolduc, Alexandre	C	32	4	5	9	3	35	43	9.3	Grunet-Morris, Dov	G	4	0	0	0	0	0	0	0
Rullier, Joe	D	24	2	6	8	1	62	37	5.4	Kuper, Nick	G	2	0	0	0	-1	2	0	0
Heshika, Shaun	D	57	2	4	6	1	14	36	5.6	Sabourin, Dany	G	2	0	0	0	0	0	0	0
Rypien, Rick	C	14	3	3	6	-4	35	20	15	Cole, Phil	O	1	0	0	0	1	0	0	0
Gajic, Milan	RW	6	2	3	5	0	0	9	22.2	Rahimi, Daniel	RW	1	0	0	0	-1	0	0	0
Boucek, Tyler	RW	24	1	3	4	-7	36	33	3	Tardif, Jamie	RW	1	0	0	0	0	0	0	0
Keefe, Adam	F	22	2	2	4	1	91	14	14.3										

GOALTENDER STATISTICS

GOALTENDER	GP	MIN	GA	GAA	W	L	T	SVS	%	SO
MacIntyre, Drew	41	2250	83	2.17	24	12	2	891	0.922	3
Fleahy, Wade	32	1735	70	2.42	17	9	2	896	0.908	2
Ellis, Julien	8	463	26	3.37	1	7	0	198	0.684	0
Grunet-Morris, Dov	4	245	5	1.22	2	1	1	121	0.986	2
Sabourin, Dany	2	119	4	2.02	1	1	0	46	0.92	1
TEAM TOTALS	80	4875	196	2.41	45	30	5	2042	0.912	8



2007-08 SEASON SUMMARY (AHL)

SCHEDULE AND RESULTS

#	DATE	OPPONENT	SC	RES	RECORD	SOG	#	DATE	OPPONENT	SC	RES	RECORD	SOG
1	Oct. 11	Grand Rapids	2-4	L	0-1-0	31-23	41	Jan. 17	Peoria	2-4	L	21-17-1	26-22
2	Oct. 13	Grand Rapids	3-4	OTL	1-1-1	28-24	42	Jan. 18	Peoria	1-2	L	21-18-1	32-23
3	Oct. 16	Rochester	1-0	W	1-1-1	19-32	43	Jan. 24	Syracuse	3-1	W	22-18-1	29-18
4	Oct. 17	Rochester	7-1	W	2-1-1	32-22	44	Jan. 25	Syracuse	3-1	W	23-18-1	29-28
5	Oct. 19	@ Rochester	6-5	SOW	3-1-1	33-37	45	Feb. 1	Hamilton	1-2	SOL	23-18-2	21-32
6	Oct. 20	@ Toronto	3-5	L	3-2-1	28-31	46	Feb. 2	Hamilton	0-2	L	23-18-2	25-27
7	Oct. 21	@ Hamilton	5-1	W	4-2-1	29-34	47	Feb. 5	@ Peoria	4-1	W	24-19-2	23-25
8	Oct. 25	Rockford	2-4	L	4-3-1	23-33	48	Feb. 7	@ Rockford	3-2	OTW	25-19-2	24-31
9	Oct. 26	Rockford	3-2	W	5-3-1	35-31	49	Feb. 8	@ Milwaukee	3-2	W	26-19-2	14-29
10	Oct. 31	@ Quad City	3-2	SOW	6-3-1	30-32	50	Feb. 10	@ Chicago	0-2	L	26-20-2	21-26
11	Nov. 2	@ Milwaukee	6-3	W	7-3-1	28-35	51	Feb. 12	Lowa	6-3	W	27-20-2	27-28
12	Nov. 3	@ Rockford	1-2	L	7-4-1	42-25	52	Feb. 13	Lowa	1-4	L	27-21-2	31-34
13	Nov. 9	Milwaukee	1-2	L	7-5-1	23-19	53	Feb. 16	Toronto	3-5	L	27-22-2	18-24
14	Nov. 10	Milwaukee	4-3	W	8-5-1	36-26	54	Feb. 17	Toronto	5-2	W	28-22-2	25-24
15	Nov. 15	Grand Rapids	2-1	W	9-5-1	22-34	55	Feb. 20	@ Chicago	2-1	OTW	29-22-2	23-30
16	Nov. 16	Grand Rapids	4-2	W	10-5-1	34-36	56	Feb. 22	@ Grand Rapids	4-1	W	30-22-2	33-42
17	Nov. 18	@ Lake Erie	4-2	W	11-5-1	38-18	57	Feb. 23	@ Grand Rapids	0-1	L	30-23-2	18-29
18	Nov. 21	@ Rochester	5-3	W	12-5-1	37-25	58	Feb. 24	@ Peoria	4-2	W	31-23-2	21-32
19	Nov. 23	@ Syracuse	4-6	L	12-6-1	35-33	59	Feb. 27	Hershey	3-4	L	31-24-2	27-32
20	Nov. 24	@ Lake Erie	4-5	OTL	12-6-2	48-29	60	Feb. 28	Hershey	4-2	W	32-24-2	27-26
21	Nov. 30	@ Iowa	0-4	L	12-7-2	21-41	61	Mar. 1	Quad City	2-3	SOL	32-24-3	35-31
22	Dec. 1	@ Quad City	3-2	W	13-7-2	28-34	62	Mar. 2	Quad City	2-1	W	33-24-3	20-27
23	Dec. 4	@ Iowa	4-3	W	14-7-2	25-42	63	Mar. 7	@ Hamilton	2-0	W	34-24-3	32-24
24	Dec. 7	Houston	1-2	SOL	14-7-3	23-30	64	Mar. 8	@ Toronto	3-0	W	35-24-3	27-21
25	Dec. 8	Houston	3-4	L	14-8-3	24-29	65	Mar. 9	@ Hamilton	3-1	W	36-24-3	17-14
26	Dec. 14	Lake Erie	1-4	L	14-9-3	34-18	66	Mar. 15	@ Hershey	5-0	W	37-24-3	33-33
27	Dec. 15	Lake Erie	2-1	SOW	15-9-3	28-15	67	Mar. 18	@ Hershey	3-1	W	38-24-3	34-31
28	Dec. 21	Hamilton	2-4	L	15-10-3	23-25	68	Mar. 22	San Antonio	3-2	W	39-24-3	18-19
29	Dec. 22	Hamilton	3-2	OTW	16-10-3	22-32	69	Mar. 20	San Antonio	4-2	W	40-24-3	21-24
30	Dec. 27	@ Hamilton	1-3	L	16-11-3	33-20	70	Mar. 25	@ Lake Erie	7-2	W	41-24-3	38-28
31	Dec. 28	@ Lake Erie	3-1	W	17-11-3	37-28	71	Mar. 26	@ Rochester	4-1	W	42-24-3	36-24
32	Dec. 29	@ Syracuse	2-3	L	17-12-3	31-35	72	Mar. 28	@ Rochester	4-5	SOL	42-24-4	33-33
33	Dec. 31	Lake Erie	3-1	W	18-12-3	22-21	73	Mar. 29	@ Toronto	1-6	L	42-25-4	32-30
34	Jan. 1	Lake Erie	4-2	W	19-12-3	28-30	74	Apr. 1	Chicago	4-5	L	42-26-4	28-26
35	Jan. 4	Rochester	5-1	W	20-12-3	21-27	75	Apr. 2	Chicago	4-1	W	43-26-4	16-22
36	Jan. 5	Rochester	3-2	W	21-12-3	15-32	76	Apr. 4	Toronto	2-1	W	44-26-4	30-30
37	Jan. 10	@ Houston	0-3	L	21-13-3	21-29	77	Apr. 5	Toronto	6-0	W	45-26-4	25-29
38	Jan. 12	@ Houston	1-4	L	21-14-3	39-20	78	Apr. 11	@ Grand Rapids	3-6	L	45-27-4	23-33
39	Jan. 13	@ San Antonio	3-4	L	21-15-3	31-51	79	Apr. 12	@ Grand Rapids	2-3	OTL	45-27-4	25-31
40	Jan. 15	@ San Antonio	2-3	L	21-16-3	20-31	80	Apr. 13	@ Toronto	4-3	W	46-27-4	25-32

* Game decided in a shootout - When two figures are given, Moose total is first

INDIVIDUAL STATISTICS

PLAYER	POS	GP	G	A	PTS	+/-	PIM	SH	PCT	PLAYER	POS	GP	G	A	PTS	+/-	PIM	SH	PCT
Brad Moran	C	74	22	55	77	19	44	185	11.9	Mark Derlago	LW	4	2	3	5	4	2	9	22.2
Dolby Genoway	RW	67	15	34	49	10	37	131	11.5	Daniel Rahimi	D	41	3	2	5	6	37	31	9.7
Jason Jeffrey	LW	43	21	27	48	21	51	121	17.4	Drew MacIntyre	G	46	1	2	3	0	4	1	100
Michael Grabner	RW	74	22	22	44	5	8	185	11.9	Scott May	C	6	0	2	2	0	0	4	0
Jannik Hansen	RW	50	21	22	43	23	22	114	18.4	Kevin Estrada	LW	9	1	1	2	5	9	15	6.7
Alexandre Bolduc	C	70	18	19	37	13	93	159	11.3	Dylen Leo	D	9	0	2	2	0	2	8	0
Shawn Heshka	D	77	9	21	30	18	59	76	11.8	Chris Bight	RW	11	0	2	2	-1	4	15	0
Craig Ciessen	C	77	11	25	26	-10	67	131	8.4	Kevin Dieksa	D	1	0	1	1	1	2	3	0
Danny Groulx	D	58	4	20	24	11	32	104	3.8	Alex Elder	D	2	0	1	1	0	0	9	0
Jimmy Shermaw	D	44	5	17	22	0	26	82	6.1	Mitch Genzak	D	2	0	1	1	-1	0	2	0
Maxime Fortunus	D	65	8	13	21	15	28	77	10.4	Josh Pridmore	C	7	1	0	1	1	0	7	14.3
Pierre-Cedric Labrie	LW	67	7	11	18	-4	108	78	9	Travis Ramsey	D	7	0	1	1	3	4	5	0
Mason Raymond	LW	20	7	10	17	4	6	64	10.9	Mathieu Melanson	RW	8	1	0	1	-2	4	6	16.7
Jura Simsek	RW	66	7	10	17	-4	30	77	9.1	Julien Ellis	G	1	0	0	0	0	0	0	0
Mike Keane	RW	73	8	8	16	0	36	68	11.8	Brandon Benedict	C	1	0	0	0	0	0	2	0
Rick Rypien	C	34	3	11	14	-14	81	59	5.1	David Schulz	D	1	0	0	0	0	0	2	0
Luc Bourdon	D	41	6	8	14	-3	68	52	11.5	Patrick Clumbe	D	2	0	0	0	0	0	2	0
Josef Bielej	RW	16	4	9	13	-1	10	36	11.1	Chris Durand	C	3	0	0	0	0	0	1	0
Mike Brown	RW	54	10	9	13	-3	201	86	11.6	Lou Dickenson	C	3	0	0	0	-1	0	3	0
Craig Rallo	C	13	4	5	9	6	2	23	17.4	Mike Mlynetek	RW	3	0	0	0	1	0	1	0
Ryan Shannon	C	13	1	7	8	7	10	23	4.3	Aaron Slättingren	LW	5	0	0	0	-1	0	7	0
Milan Gajic	RW	16	3	5	8	-1	4	19	15.8	Matt Kojac	D	7	0	0	0	1	2	4	0
Zack FitzGerald	D	48	5	3	8	6	158	58	6.6	Jim Jackson	D	7	0	0	0	2	0	4	0
Nolan Baumgartner	D	18	0	6	6	8	10	23	0	Cory Schneider	G	36	0	0	0	0	0	0	0
Nathan Michler	D	43	3	3	6	12	108	31	9.7										

GOALTENDER STATISTICS

GOALTENDER	GP	MIN	GA	GAA	W	L	T	SVS	%	SO
Drew MacIntyre	46	2736	106	2.32	25	18	2	1232	0.921	2
Cory Schneider	36	2054	78	2.28	21	12	2	848	0.916	3
Julien Ellis	1	40	1	1.5	0	0	0	10	0.909	0
TEAM TOTALS	80	4830	185	2.3	46	30	4	2090	0.919	5

2008-09 SEASON SUMMARY (AHL)

SCHEDULE AND RESULTS

#	DATE	OPPONENT	SC	RES	RECORD	SOG	#	DATE	OPPONENT	SC	RES	RECORD	SOG
1	Oct. 10	Hamilton	1-3	L	0-1-0-0	31-19	41	Jan. 13	Milwaukee	1-2	L	26-19-0-2	28-22
2	Oct. 11	Hamilton	3-5	L	0-2-0-0	37-25	42	Jan. 14	Milwaukee	4-0	W	27-19-0-2	29-34
3	Oct. 17	Rochester	3-1	W	1-2-0-0	31-27	43	Jan. 16	@ Grand Rapids	6-4	W	28-19-0-2	28-30
4	Oct. 18	Rochester	4-1	W	2-2-0-0	41-21	44	Jan. 17	@ Lake Erie	1-0	W	29-19-0-2	28-26
5	Oct. 24	Houston	3-1	W	3-2-0-0	31-18	45	Jan. 21	@ Hamilton	4-3	W	30-19-0-2	28-36
6	Oct. 25	Houston	5-3	W	4-2-0-0	28-24	46	Jan. 23	@ Rochester	3-2	SDW	31-19-0-2	38-34
7	Oct. 29	@ Qued City	4-2	W	5-2-0-0	28-35	47	Jan. 24	@ Syracuse	3-2	OTW	32-19-0-2	22-26
8	Oct. 31	@ Rockford	2-1	W	6-2-0-0	27-20	48	Jan. 29	Rockford	1-2	SDL	32-19-0-3	25-29
9	Nov. 1	@ Qued City	3-1	W	7-2-0-0	21-39	49	Jan. 30	Rockford	1-4	L	32-14-0-3	28-24
10	Nov. 2	@ Peoria	4-0	W	8-2-0-0	28-27	50	Feb. 2	Lake Erie	5-0	W	33-14-0-3	34-17
11	Nov. 7	@ Rochester	5-1	W	9-2-0-0	28-27	51	Feb. 3	Lake Erie	3-2	W	34-14-0-3	25-21
12	Nov. 8	@ Syracuse	3-6	L	9-3-0-0	28-35	52	Feb. 6	@ Providence	2-3	SDL	34-14-0-4	30-36
13	Nov. 10	@ Rochester	5-1	W	10-3-0-0	25-27	53	Feb. 8	@ Manchester	3-2	W	35-14-0-4	25-21
14	Nov. 14	Toronto	2-1	W	11-3-0-0	28-32	54	Feb. 11	@ Hartford	4-2	W	36-14-0-4	31-26
15	Nov. 15	Toronto	4-2	W	12-3-0-0	30-35	55	Feb. 13	@ Manchester	2-3	SDL	36-14-0-5	19-40
16	Nov. 20	San Antonio	5-2	W	13-3-0-0	24-24	56	Feb. 14	@ Hartford	4-1	W	37-14-0-5	28-27
17	Nov. 21	San Antonio	4-1	W	14-3-0-0	33-19	57	Feb. 15	@ Providence	4-0	W	38-14-0-5	22-23
18	Nov. 28	lowe	4-3	SDW	15-3-0-0	20-31	58	Feb. 20	@ Grand Rapids	1-5	L	38-15-0-5	29-37
19	Nov. 29	lowe	3-4	L	15-4-0-0	24-21	59	Feb. 21	@ Milwaukee	1-2	L	38-16-0-5	44-21
20	Dec. 2	@ Houston	5-3	W	16-4-0-0	39-29	60	Feb. 22	@ Chicago	1-2	L	38-17-0-5	48-29
21	Dec. 4	@ Houston	3-2	SDW	17-4-0-0	28-16	61	Feb. 24	@ Milwaukee	4-2	W	39-17-0-5	27-18
22	Dec. 5	@ San Antonio	3-4	L	17-5-0-0	22-38	62	Feb. 27	Peoria	4-0	W	40-17-0-5	31-18
23	Dec. 7	@ San Antonio	0-1	L	17-6-0-0	23-30	63	Feb. 28	Peoria	5-2	W	41-17-0-5	20-23
24	Dec. 12	Grand Rapids	5-6	L	17-7-0-0	28-31	64	Mar. 6	Providence	3-2	SDW	42-17-0-5	27-33
25	Dec. 13	Grand Rapids	4-2	W	18-7-0-0	36-33	65	Mar. 7	Providence	4-0	W	43-17-0-5	28-29
26	Dec. 16	Manchester	4-2	W	19-7-0-0	18-24	66	Mar. 13	@ Hamilton	2-3	W	44-17-0-5	28-34
27	Dec. 17	Manchester	3-2	W	20-7-0-0	22-30	67	Mar. 14	@ Hamilton	1-3	L	44-18-0-5	31-31
28	Dec. 19	Qued City	3-1	W	21-7-0-0	26-33	68	Mar. 15	@ Toronto	1-5	L	44-18-0-6	22-23
29	Dec. 20	Qued City	1-2	L	21-8-0-0	25-26	69	Mar. 18	@ Rochester	4-3	SDW	45-18-0-6	31-32
30	Dec. 27	@ Toronto	2-3	SDL	21-9-0-1	27-25	70	Mar. 20	@ Chicago	6-3	W	45-18-0-6	24-35
31	Dec. 28	@ Toronto	1-4	L	21-9-0-1	29-30	71	Mar. 21	@ Rockford	2-3	SDL	46-18-0-6	27-37
32	Dec. 30	Chicago	2-6	L	21-10-0-1	19-38	72	Mar. 24	Syracuse	1-2	L	46-19-0-6	30-36
33	Dec. 31	Chicago	2-1	OTW	22-10-0-1	22-26	73	Mar. 25	Syracuse	5-3	W	47-19-0-6	38-24
34	Jan. 2	Rochester	1-2	L	22-11-0-1	24-19	74	Mar. 27	Hamilton	2-1	OTW	48-19-0-6	29-36
35	Jan. 3	Rochester	2-3	SDL	22-11-0-2	18-17	75	Mar. 29	Hamilton	3-2	W	49-20-0-6	25-46
36	Jan. 6	Hartford	3-6	L	22-12-0-2	28-21	76	Apr. 3	Toronto	1-3	L	49-20-0-6	27-26
37	Jan. 7	Hartford	3-2	OTW	23-12-0-2	22-35	77	Apr. 4	Toronto	2-3	L	49-22-0-6	36-28
38	Jan. 9	@ lowe	6-1	W	24-12-0-2	24-33	78	Apr. 8	@ Hamilton	2-6	L	49-23-0-6	25-43
39	Jan. 10	@ lowe	2-1	SDW	25-12-0-2	31-24	79	Apr. 10	@ Toronto	3-4	OTL	49-23-1-6	25-38
40	Jan. 11	@ Peoria	4-3	W	26-12-0-2	29-27	80	Apr. 11	@ Lake Erie	4-1	W	50-23-1-6	28-26

* Game decided in a shootout - When two figures are given, Moose total is first

INDIVIDUAL STATISTICS

PLAYER	POS	GP	G	A	PTS	+/-	PIM	SH	PCT	PLAYER	POS	GP	G	A	PTS	+/-	PIM	SH	PCT	
Jason King	C	74	30	56	86	25	30	198	15.1	Tammy Maxwell	RW	36	1	4	5	-3	72	28	3.6	
Jason Jeffrey	LW	58	23	26	49	17	52	136	16.9	Andrew Martens	D	11	0	5	5	-1	6	20	0	
Michael Drahner	RW	66	30	18	48	22	20	238	12.6	Matt Page	RW	8	2	3	5	1	6	20	10	
Dustin Desbiens	RW	78	21	27	47	11	158	134	15.7	Dirk Souffern	C	17	3	1	4	0	12	15	20	
Michael Dueltz	RW	46	13	27	40	12	30	116	12.8	Derrik Hessitt	RW	5	0	4	4	2	0	7	0	
Mark Cullen	C	58	14	25	38	17	22	93	15.1	Matt Pettigrew	LW	2	3	0	3	-1	0	10	30	
Alexandre Bolduc	C	63	12	21	33	3	116	123	9.8	Lawrence Nycholet	D	3	0	3	3	-2	4	4	0	
Nolan Baumgartner	D	72	11	22	33	16	50	109	10.1	Eric Weisky	RW	5	0	2	2	0	0	4	0	
Mike Keane	RW	74	8	20	28	10	47	73	11	Olivier Labelle	RW	6	0	2	2	0	11	4	0	
Shawn Heshka	D	77	3	23	26	17	25	102	2.9	Nathan McIver	D	28	0	2	2	1	59	15	0	
Raymond Sawada	RW	52	6	15	21	12	31	52	11.5	Taylor Ellington	D	1	1	0	1	1	0	2	5	
Maxime Fortanus	D	58	7	12	19	9	18	75	9.3	Jannik Hansen	LW	2	1	0	1	0	2	3	33.3	
Mario Bliznac	C	64	7	9	16	4	24	79	8.9	Dan Bendur	RW	10	1	0	1	-4	2	12	8	8
Pierre Cedric Labrie	LW	63	6	9	15	-4	79	62	9.7	Jordan Fox	F	5	0	1	1	-1	0	3	0	
Darryl Boldand	RW	14	5	4	9	6	4	10	5	Curtis Sanford	G	16	0	1	1	0	0	0	0	
Mark Derlago	LW	21	4	5	9	-3	6	26	15.4	Jonathan Boutin	G	1	0	0	0	0	0	0	0	
Greg Rallo	C	55	4	5	9	-8	17	66	6.1	Fabien Brunstrom	LW	1	0	0	0	0	0	0	3	0
Travis Ramsay	D	36	2	7	9	6	40	39	5.1	Julien Ellis	G	2	0	0	0	0	0	0	0	0
Mark Festic	D	35	0	8	8	12	26	42	0	Travis Ehrhardt	G	3	0	0	0	0	0	0	3	0
Zack Fitzgerald	D	56	0	8	8	13	208	49	0	Tim Spencer	LW	4	0	0	0	-2	2	1	0	
Dusty Collins	C	34	7	1	8	6	34	41	17.1	Scott Howes	LW	5	0	0	0	-1	2	2	0	
Josh Soares	F	15	1	6	7	0	10	26	3.8	Oren Eizenman	C	6	0	0	0	-3	2	5	0	
Jimmy Sherraw	D	17	1	5	6	4	4	19	5.3	Chris St. Croix	C	6	0	0	0	-4	2	7	0	
Daniel Rahimi	D	58	1	5	6	7	49	34	2.9	Trevor Ludwig	D	16	0	0	0	0	18	15	0	
James Neal	LW	5	4	1	5	4	2	15	26.7	Karl Goshing	G	26	0	0	0	0	0	0	0	0
Dylan Yeo	D	14	1	4	5	2	10	24	4.2	Cory Schneider	G	40	0	0	0	0	0	4	0	0

GOALTENDER STATISTICS

GOALTENDER	GP	MIN	GA	GAA	W	L	T	SVS	%	SO
Dary Schneider	40	2324	79	2.04	28	10	1	1014	0.928	5
Karl Goshing	26	1522	64	2.52	15	9	2	679	0.906	0
Curtis Sanford	25	865	25	1.73	7	3	3	364	0.936	2
Julien Ellis	2	80	6	4.50	0	1	0	41	0.872	0
Jonathan Boutin	1	59	4	4.05	0	1	0	34	0.885	0
TEAM TOTALS	85	4850	178	2.96	50	24	6	2132	0.907	7



2009-10 SEASON SUMMARY (AHL)

SCHEDULE AND RESULTS

#	DATE	OPPONENT	SC	RES	RECORD	SOG	#	DATE	OPPONENT	SC	RES	RECORD	SOG
1	Oct. 2	Houston	4-3	W	1-0-0	25-24	41	Jan. 9	Hershey	2-3	L	21-15-4-1	35-26
2	Oct. 3	Houston	2-4	L	1-1-0	27-27	42	Jan. 12	@ Abbotsford	4-3	OTW	22-15-4-1	35-32
3	Oct. 9	Chicago	4-1	W	2-1-0	39-24	43	Jan. 13	@ Abbotsford	3-0	W	23-15-4-1	35-35
4	Oct. 10	Chicago	2-1	W	3-1-0	37-31	44	Jan. 15	Milwaukee	2-7	L	23-16-4-1	32-28
5	Oct. 13	Abbotsford	2-4	L	3-2-0	39-19	45	Jan. 16	Milwaukee	2-6	L	23-17-4-1	33-29
6	Oct. 14	Abbotsford	5-4	SDW	4-2-0	44-38	46	Jan. 22	@ Hershey	3-8	L	23-18-4-1	35-35
7	Oct. 16	@ Lake Erie	3-2	W	5-2-0	32-28	47	Jan. 23	@ Hershey	2-8	L	23-19-4-1	33-41
8	Oct. 17	@ Lake Erie	2-5	L	5-3-0	21-22	48	Jan. 27	@ Worcester	1-3	L	23-20-4-1	30-32
9	Oct. 19	@ Hamilton	2-1	OTW	6-3-0	18-32	49	Jan. 28	@ Worcester	3-5	L	23-21-4-1	32-33
10	Oct. 20	@ Hamilton	1-4	L	6-4-0	15-29	50	Jan. 30	@ Wilkes-Barre	6-4	W	24-21-4-1	28-26
11	Oct. 23	@ Chicago	1-0	SDW	7-4-0	31-24	51	Jan. 31	@ Wilkes-Barre	1-3	L	24-22-4-1	32-28
12	Oct. 24	@ Milwaukee	2-3	OTL	7-4-1	27-38	52	Feb. 5	San Antonio	4-5	OTL	24-25-1	30-32
13	Oct. 29	Wilkes-Barre	0-1	OTL	7-4-2	23-22	53	Feb. 6	San Antonio	4-3	SDW	25-25-1	29-26
14	Oct. 30	Wilkes-Barre	2-1	SDW	8-4-2	27-27	54	Feb. 12	Toronto	5-1	W	26-25-1	33-26
15	Nov. 2	Norfolk	1-3	L	8-5-2	28-23	55	Feb. 13	Toronto	1-2	L	26-26-1	34-40
16	Nov. 3	Norfolk	1-3	L	8-6-2	29-29	56	Feb. 16	@ Rochester	6-3	W	27-23-1	30-33
17	Nov. 5	@ Houston	1-4	L	8-7-2	15-34	57	Feb. 17	@ Toronto	3-4	L	27-24-1	25-33
18	Nov. 6	@ Texas	0-4	L	8-8-2	24-26	58	Feb. 19	@ Rochester	4-3	W	28-24-1	21-35
19	Nov. 7	@ Texas	1-3	L	8-9-2	34-23	59	Feb. 20	@ Toronto	0-2	L	28-25-1	31-32
20	Nov. 13	Toronto	5-1	W	9-9-2	32-19	60	Feb. 25	@ Houston	3-2	W	29-25-1	29-28
21	Nov. 14	Toronto	2-1	SDW	10-9-2	38-21	61	Feb. 26	@ San Antonio	0-4	L	29-26-1	24-31
22	Nov. 20	Hamilton	5-3	W	11-9-2	20-38	62	Feb. 27	@ San Antonio	3-1	W	30-26-1	33-36
23	Nov. 21	Hamilton	4-5	OTL	11-9-3	14-36	63	Mar. 2	Worcester	3-1	W	31-26-1	19-35
24	Nov. 25	@ Rockford	2-1	W	12-9-3	21-40	64	Mar. 3	Worcester	2-5	L	31-27-1	29-43
25	Nov. 27	@ Peoria	1-2	OTL	12-9-4	22-33	65	Mar. 5	@ Grand Rapids	1-4	L	31-28-1	22-36
26	Nov. 28	@ Chicago	4-2	W	13-9-4	21-30	66	Mar. 6	@ Grand Rapids	1-1	OTW	32-28-1	28-43
27	Dec. 1	Rochester	1-4	L	13-10-4	25-32	67	Mar. 12	Rockford	6-1	W	33-28-1	29-29
28	Dec. 2	Rochester	2-1	W	14-10-4	24-27	68	Mar. 13	Rockford	3-6	L	33-29-1	26-34
29	Dec. 4	@ Peoria	1-7	L	14-11-4	19-34	69	Mar. 19	Grand Rapids	3-4	L	33-30-1	31-26
30	Dec. 5	@ Milwaukee	2-4	L	14-12-4	24-30	70	Mar. 20	Grand Rapids	4-0	W	34-30-1	28-38
31	Dec. 6	@ Rockford	4-3	W	15-12-4	30-26	71	Mar. 23	Hamilton	3-2	W	35-30-1	25-26
32	Dec. 11	@ Norfolk	4-1	W	16-12-4	32-29	72	Mar. 24	Hamilton	1-7	L	35-31-1	18-27
33	Dec. 12	@ Norfolk	4-5	L	16-13-4	28-49	73	Mar. 29	@ Abbotsford	5-2	W	36-31-1	25-19
34	Dec. 18	Lake Erie	1-0	W	17-13-4	17-27	74	Mar. 30	@ Abbotsford	1-2	L	36-32-1	20-43
35	Dec. 19	Lake Erie	2-3	L	17-14-4	31-42	75	Apr. 2	@ Toronto	1-1	W	37-32-1	30-34
36	Dec. 27	Abbotsford	4-1	W	18-14-4	32-25	76	Apr. 3	@ Toronto	3-2	SDL	37-32-2	24-32
37	Dec. 28	Abbotsford	2-1	SDW	19-14-4	32-34	77	Apr. 4	@ Hamilton	2-6	L	37-33-2	27-27
38	Dec. 31	Texas	3-2	W	20-14-4	29-36	78	Apr. 6	@ Hamilton	2-1	w	38-33-2	24-35
39	Jan. 2	Texas	5-4	SDW	21-14-4	28-40	79	Apr. 9	Peoria	3-2	W	39-33-2	23-44
40	Jan. 8	Hershey	1-2	SDL	21-14-4-1	31-35	80	Apr. 10	Peoria	2-1	SDW	40-33-2	35-29

* Game decided in a shootout • When two figures are given, Moose total is first

INDIVIDUAL STATISTICS

PLAYER	POS	GP	G	A	PTS	+/-	PIM	SH	PCT	PLAYER	POS	GP	G	A	PTS	+/-	PIM	SH	PCT
Marco Rossi	C	80	22	33	55	5	32	199	11.1	Nick Boynton	D	9	0	4	4	-2	4	20	0
Sergei Shirokov	RW	76	22	23	45	-1	22	159	13.9	Peter Olsson	LW	8	1	3	4	-2	0	11	9.1
Bourque Desbiens	RW	67	19	15	34	-5	144	126	15.1	Kevin Clark	RW	9	2	1	3	1	6	13	15.4
Mike Kesane	RW	75	9	22	31	-1	49	105	8.5	Alexandre Bolduc	C	13	2	1	3	-2	20	22	9.1
Matt Pettinger	LW	54	14	16	30	-1	31	104	13.5	Nikita Koshlyuk	LW	16	2	1	3	-8	8	17	11.8
Marty Murray	C	59	10	20	30	1	26	101	9.9	Cory Schneider	G	60	0	3	3	0	0	0	0
Mario Bliznak	C	76	13	15	28	7	40	97	13.4	Eric Christiansen	C	6	2	0	2	2	0	14	14.3
Michael Grabner	LW	38	15	11	26	-2	6	129	11.6	Aaron Volpelti	F	8	1	1	2	1	17	8	12.5
Evan Oberg	D	70	3	23	26	-13	64	104	2.9	Darryl Bootland	RW	12	1	1	2	-1	49	10	10
Lawrence Nykolciak	D	37	5	17	22	-2	49	74	6.8	Ned Petruc	D	13	1	1	2	1	6	12	8.3
Brian Scabido	D	68	8	10	18	-11	50	108	7.4	Jannik Hansen	LW	5	0	2	2	-1	5	6	0
Travis Ramsay	D	80	2	14	16	0	87	96	2.1	Evan Rankin	F	4	1	0	1	1	4	9	11.1
Dan Sexton	RW	13	5	7	12	7	2	38	13.2	Ryan McGinnis	D	8	0	1	1	2	4	14	0
Nolan Beaudin	D	37	3	9	12	-9	22	62	4.8	Matt McCue	LW	10	1	0	1	-1	24	7	14.3
Eric Walsky	RW	37	2	9	11	4	6	46	4.3	Derek LeBlanc	LW	11	0	1	1	2	2	10	0
Tommy Maxwell	RW	67	2	9	11	-10	256	45	4.4	Geoff Waugh	D	29	0	1	1	0	41	10	0
Jordan Schroeder	C	11	4	5	9	-1	0	17	23.5	Mat Clark	D	1	0	0	0	0	0	2	0
Matt Pope	RW	40	3	5	8	-12	23	66	4.5	Jimmy Sharrow	D	1	0	0	0	1	0	1	0
Tom Galvin	D	30	0	8	8	13	24	66	0	Reyan Smith	C	1	0	0	0	-1	0	2	0
Aaron Rowe	D	7	6	1	7	-1	15	24	25	Darrell Beauchemin	G	2	0	0	0	0	0	0	0
Michael Funk	D	19	1	6	7	-4	14	25	4	Jordan Hill	D	2	0	0	0	-3	2	1	0
Yan Stastny	C	16	2	4	6	-6	18	25	8.0	Chad Poiruchaud	RW	2	0	0	0	-1	0	1	0
Pierre-Edric Labrie	LW	45	5	1	6	-13	69	57	10.3	Olivier Latendresse	LW	3	0	0	0	-3	2	6	0
Mathieu Schneider	D	8	3	2	5	-5	8	24	12.5	Andy Brandt	F	3	0	0	0	0	0	3	0
Nathan Melver	D	44	1	4	5	-7	109	17	5.9	John Lammers	LW	11	0	0	0	-7	2	23	0
Dusty Collins	C	70	2	2	4	-15	93	55	3.6	Mark McCutcheon	C	12	0	0	0	-6	13	12	0
Taylor Ellington	D	19	1	3	4	-3	9	10	10	Daren MacIsheeny	G	21	0	0	0	0	2	0	0

GOALTENDER STATISTICS

GOALTENDER	GP	MIN	GA	GAA	W	L	T	SVS	%	SD
Cory Schneider	60	3557	148	2.51	35	23	2	1697	0.919	4
Daren MacIsheeny	21	1166	66	3.34	5	14	0	558	0.884	0
Rejean Beauchemin	2	96	7	4.39	0	1	0	31	0.916	2
TEAM TOTALS	80	4639	222	2.75	40	38	2	2276	0.911	4



2010-11 SEASON SUMMARY (AHL)

SCHEDULE AND RESULTS

#	DATE	OPPONENT	SC	RES	RECORD	SOG	#	DATE	OPPONENT	SC	RES	RECORD	SOG
1	Oct 8	@ Peoria	4:3	W	1:0-0-0	33:33	41	Jan 19	Toronto	5:2	W	24:12-14	33:22
2	Oct 9	@ Rockford	5:2	W	2:0-0-0	31:25	42	Jan 21	Abbotsford	2:3	SOLO	24:12-15	26:31
3	Oct 15	Grand Rapids	0:1	L	2:1-0-0	25:28	43	Jan 23	Abbotsford	5:3	W	25:21-15	25:32
4	Oct 16	Grand Rapids	2:3	L	2:2-0-0	21:26	44	Jan 26	@ Hamilton	0:3	L	25:13-15	31:32
5	Oct 21	Hamilton	4:3	SOLO	3:2-0-0	33:34	45	Jan 28	@ Rochester	1:2	L	25:14-15	34:28
6	Oct 22	Hamilton	4:3	SOLO	4:2-0-0	28:30	46	Jan 29	@ Toronto	3:1	W	26:14-15	18:29
7	Oct 29	@ Lake Erie	6:3	W	5:2-0-0	21:27	47	Feb 4	@ WB/Scranton	3:2	W	27:14-15	28:42
8	Oct 30	@ Grand Rapids	2:4	L	5:3-0-0	30:18	48	Feb 5	@ Hershey	5:4	SOLO	28:14-15	28:34
9	Oct 31	@ Lake Erie	0:2	L	5:4-0-0	19:25	49	Feb 6	@ Hershey	1:5	L	28:15-15	17:29
10	Nov 2	@ Hamilton	1:3	L	5:5-0-0	20:29	50	Feb 8	@ WB/Scranton	1:4	L	28:16-15	19:32
11	Nov 3	@ Hamilton	4:5	SOLO	5:5-0-1	28:36	51	Feb 11	@ San Antonio	1:2	L	28:17-15	28:29
12	Nov 5	@ Grand Rapids	6:5	W	6:5-0-1	22:34	52	Feb 12	San Antonio	5:0	W	29:17-15	41:22
13	Nov 6	@ Rockford	3:1	W	7:5-0-1	21:29	53	Feb 15	Toronto	1:2	L	29:18-15	35:20
14	Nov 12	Rochester	3:2	W	8:5-0-1	45:23	54	Feb 16	Toronto	3:5	L	29:19-15	34:41
15	Nov 13	Rochester	6:2	W	8:5-0-1	49:19	55	Feb 18	Lake Erie	1:5	L	29:20-15	30:28
16	Nov 16	Rockford	0:1	L	9:6-0-1	29:30	56	Feb 19	Lake Erie	4:3	W	30:20-15	37:29
17	Nov 19	Rockford	3:1	W	10:8-0-1	41:23	57	Feb 23	@ Rochester	1:0	SOLO	31:21-15	33:28
18	Nov 26	@ Abbotsford	1:2	SOLO	10:6-0-2	41:26	58	Feb 25	@ Rochester	3:5	L	31:21-15	30:32
19	Nov 27	@ Abbotsford	3:1	W	11:6-0-2	35:29	59	Feb 26	@ Toronto	1:3	L	31:22-15	24:17
20	Nov 30	@ Chicago	1:2	SOLO	11:6-0-3	26:19	60	Feb 27	@ Toronto	1:0	W	32:22-15	30:35
21	Dec 1	@ Milwaukee	3:6	L	11:7-0-3	30:20	61	Mar 4	@ Peoria	4:3	SOLO	33:21-15	40:42
22	Dec 3	Oklahoma City	3:2	SOLO	12:7-0-3	32:33	62	Mar 5	@ Milwaukee	4:2	W	34:21-15	30:32
23	Dec 4	Oklahoma City	0:4	L	12:8-0-3	37:34	63	Mar 6	@ Chicago	2:3	L	34:23-15	31:43
24	Dec 7	@ Texas	2:5	L	12:9-0-3	28:23	64	Mar 8	@ Oklahoma City	4:1	W	35:23-15	41:29
25	Dec 10	@ Oklahoma City	2:4	L	12:10-0-3	27:34	65	Mar 11	@ Houston	2:1	SOLO	36:23-15	38:33
26	Dec 11	@ San Antonio	4:5	SOLO	12:10-0-4	40:38	66	Mar 12	@ San Antonio	7:2	W	37:23-15	28:29
27	Dec 14	@ Texas	3:1	W	13:10-0-4	33:40	67	Mar 13	@ Houston	3:6	L	37:24-15	28:45
28	Dec 17	Houston	5:3	W	14:10-0-4	30:29	68	Mar 15	WB/Scranton	0:2	L	37:25-15	23:38
29	Dec 18	Houston	1:0	W	15:10-0-4	20:20	69	Mar 16	WB/Scranton	1:4	L	37:26-15	28:43
30	Dec 27	Peoria	5:2	W	16:10-0-4	34:30	70	Mar 18	Texas	4:3	W	38:26-15	30:35
31	Dec 28	Peoria	4:1	W	17:10-0-4	45:34	71	Mar 20	Texas	1:5	L	38:27-15	32:36
32	Dec 31	Chicago	4:1	W	18:10-0-4	27:25	72	Mar 25	Abbotsford	3:2	SOLO	39:27-15	24:47
33	Jan 1	Chicago	2:3	L	18:11-0-4	16:29	73	Mar 27	Abbotsford	2:1	W	40:27-15	26:45
34	Jan 3	@ Abbotsford	4:0	W	19:11-0-4	26:27	74	Mar 29	Rochester	3:2	W	41:27-15	46:24
35	Jan 4	@ Abbotsford	2:1	OTW	20:11-0-4	27:35	75	Mar 30	Rochester	5:4	SOLO	42:27-15	42:26
36	Jan 7	Hershey	3:4	L	20:12-0-4	28:21	76	Apr 1	@ Rochester	1:4	L	42:28-15	37:28
37	Jan 8	Hershey	4:3	W	21:12-0-4	34:24	77	Apr 2	@ Hamilton	2:3	SOLO	42:28-16	25:33
38	Jan 13	Milwaukee	3:0	W	22:12-0-4	21:27	78	Apr 3	@ Toronto	3:2	W	43:28-16	26:41
39	Jan 15	Milwaukee	2:3	OTL	22:12-1-4	32:26	79	Apr 8	Hamilton	3:6	L	43:29-16	31:42
40	Jan 18	Toronto	4:1	W	23:12-1-4	27:30	80	Apr 9	Hamilton	1:3	L	43:30-16	33:23

* Game decided in a shootout - When two figures are given, Moose total is first

INDIVIDUAL STATISTICS

PLAYER	POS	GP	G	A	PTS	+/-	PIM	SH	PCT	PLAYER	POS	GP	G	A	PTS	+/-	PIM	SH	PCT
Sergei Shirokov	RW	76	22	36	58	7	51	181	12.2	Chris Ianev	D	39	1	8	9	5	16	21	4.8
Bill Sweatt	LW	80	19	27	46	-9	28	173	11	Jeff Tambellini	LW	7	5	2	7	4	0	29	17.2
Mark Flood	D	63	11	29	40	0	29	119	9.2	Josh Aspenlind	RW	22	0	5	5	0	26	11	0
Marco Rosa	C	51	13	21	34	3	20	116	11.2	Tom Maxwell	RW	39	4	0	4	-12	60	25	16
Dody Hodgson	C	52	17	13	30	-12	14	166	10.2	Ryan Drouthers	F	12	3	1	4	-1	11	10	30
Nolan Baumgartner	D	66	4	25	29	-3	36	69	5.8	Stefan Schneider	F	47	2	2	4	-2	9	32	6.3
Jordan Schneider	C	61	10	18	28	-7	10	87	11.5	Keith Szabo	D	15	1	2	3	-2	8	31	3.2
Gaetano Desbiens	RW	53	11	16	27	2	104	93	11.8	Sami Salo	D	3	2	0	2	-2	2	4	50
Mario Blomk	C	74	11	16	27	14	22	110	10	Jason Jeffrey	LW	6	1	1	2	-1	2	10	10
Shawn Miller	LW	67	12	11	23	7	50	113	10.6	Ryan McKinis	D	19	1	1	2	4	14	34	2.8
Kevin Connauton	D	73	11	12	23	-11	51	146	7.5	Ryan Parent	D	39	1	1	2	0	56	23	4.3
Joel Perrault	C	37	5	16	23	2	43	81	6.2	Andy Brandt	F	5	0	2	2	1	0	1	0
Alexandre Bolduc	C	26	6	9	15	4	26	64	9.4	Rick Rypien	C	11	0	2	2	-4	9	17	0
Kevin Clark	RW	43	6	8	14	5	22	76	7.9	Eddie Lack	G	53	0	2	2	0	4	0	0
Lee Sweatt	D	41	5	9	14	15	16	117	4.3	Dusty Collins	C	3	1	0	1	1	12	3	33.3
Yann Sauve	D	39	3	11	14	5	24	55	5.5	Jason Pitton	LW	1	0	0	0	-1	2	0	0
Victor Ureskovich	RW	40	4	8	12	-8	38	71	5.6	Francis Lemieux	C	2	0	0	0	0	0	0	0
Travis Hamsey	D	57	0	12	12	1	63	62	0	Andrew Peters	LW	2	0	0	0	-1	4	1	0
Evan Oberg	D	38	6	5	11	-7	26	61	9.8	Geoff Whalen	D	2	0	0	0	0	4	1	0
Garth Murray	C	55	6	11	17	-10	90	60	10	Kyle Bushae	D	2	0	0	0	1	0	2	0
Jonas Andersson	LW	20	5	6	11	5	16	39	12.8	Tyler Weiman	G	29	0	0	0	0	2	0	0
Aaron Volpatti	F	53	2	9	11	-7	74	71	2.8										

GOALTENDER STATISTICS

GOALTENDER	GP	MIN	GA	GAA	W	L	T	SVS	%	SO
Eddie Lack	53	3135	118	2.26	28	21	4	1474	0.926	5
Tyler Weiman	29	1717	75	2.62	15	10	2	745	0.909	1
TEAM TOTALS	82	4852	193	2.39	43	31	6	2219	0.92	6

2020-21 MEDIA GUIDE



2011-12 SEASON SUMMARY (AHL - ST. JOHN'S)

SCHEDULE AND RESULTS

#	DATE	OPPONENT	SC	RES	RECORD	SOG	#	DATE	OPPONENT	SC	RES	RECORD	SOG
1	Oct. 7	@ Providence	4-1	W	1-0-0	31-22	39	Jan. 20	@ Connecticut	2-1	OTW	23-10-5-1	37-27
2	Oct. 8	@ Manchester	1-0	W	2-0-0	25-23	40	Jan. 21	@ Portland	2-5	L	23-11-5-1	29-24
3	Oct. 14	Hamilton	0-4	L	2-1-0	40-22	41	Jan. 22	@ Worcester	3-2	SOW	24-11-5-1	39-24
4	Oct. 15	Hamilton	6-2	W	3-1-0	41-22	42	Jan. 25	@ Bridgeport	4-3	SOW	25-11-5-1	30-32
5	Oct. 21	Bridgeport	3-4	OTL	3-1-1	33-30	43	Jan. 27	@ Manchester	3-2	W	26-11-5-1	39-37
6	Oct. 22	Bridgeport	4-3	W	4-1-1	34-31	44	Jan. 28	@ Portland	3-0	W	27-11-5-1	19-22
7	Oct. 25	Portland	5-1	W	5-1-0	41-29	45	Feb. 3	Worcester	3-2	W	28-11-5-1	31-25
8	Oct. 26	Portland	2-5	L	5-2-0	42-28	46	Feb. 4	Worcester	2-4	L	28-12-5-1	29-23
9	Oct. 29	@ Springfield	3-4	OTL	5-2-0	41-25	47	Feb. 7	Providence	2-0	W	29-12-5-1	30-29
10	Oct. 30	@ Providence	3-4	OTL	5-2-0	43-34	48	Feb. 8	Providence	2-1	OTW	30-12-5-1	30-37
11	Nov. 1	@ Worcester	6-3	W	6-2-0	34-33	49	Feb. 11	Binghamton	4-3	W	30-12-5-1	49-21
12	Nov. 4	@ Connecticut	6-3	W	7-2-0	28-19	50	Feb. 12	Binghamton	6-3	W	32-12-5-1	38-25
13	Nov. 5	@ Worcester	3-1	W	8-2-0	20-31	51	Feb. 17	@ Hamilton	3-4	L	32-13-5-1	26-25
14	Nov. 6	@ Bridgeport	4-3	W	9-2-0	27-25	52	Feb. 18	@ Toronto	2-1	W	33-13-5-1	25-25
15	Nov. 12	Connecticut	8-4	W	10-2-0	41-30	53	Feb. 24	@ Hamilton	2-3	SOL	33-13-5-2	19-25
16	Nov. 13	Connecticut	4-3	W	11-2-0	27-38	54	Feb. 28	@ Binghamton	1-5	L	33-14-5-2	42-38
17	Nov. 18	Norfolk	2-6	L	11-3-0	28-31	55	Mar. 3	@ Syracuse	4-6	L	33-15-5-2	42-31
18	Nov. 19	Norfolk	3-1	W	12-3-0	25-26	56	Mar. 4	@ Binghamton	5-2	W	34-15-5-2	41-23
19	Nov. 25	Toronto	3-4	OTL	12-3-0	32-33	57	Mar. 6	@ WB/Saratoga	5-2	W	35-15-5-2	19-30
20	Nov. 26	Toronto	3-6	L	12-4-0	28-28	58	Mar. 9	Hershey	6-1	W	36-15-5-2	33-20
21	Dec. 2	@ Hamilton	4-0	W	13-4-0	39-21	59	Mar. 10	Hershey	3-2	SOW	37-15-5-2	32-30
22	Dec. 4	@ Toronto	4-2	W	14-4-0	39-22	60	Mar. 13	Hamilton	2-4	L	37-16-5-2	34-31
23	Dec. 6	Syracuse	4-3	W	15-4-0	38-28	61	Mar. 14	Hamilton	6-0	W	38-16-5-2	47-12
24	Dec. 7	Syracuse	3-5	L	15-5-0	28-35	62	Mar. 17	Manchester	1-3	L	38-17-5-2	26-32
25	Dec. 9	Worcester	4-3	L	15-6-0	27-32	63	Mar. 18	Manchester	0-3	L	38-18-5-2	27-21
26	Dec. 11	Worcester	3-5	L	15-7-0	27-41	64	Mar. 21	@ Hershey	4-3	L	38-19-5-2	27-21
27	Dec. 17	@ Manchester	4-2	W	16-7-0	29-28	65	Mar. 23	@ Syracuse	4-5	SOL	38-19-5-3	29-42
28	Dec. 17	@ Portland	3-4	SOL	16-7-1	33-33	66	Mar. 24	@ WB/Saratoga	2-0	W	39-19-5-3	31-27
29	Dec. 18	@ Portland	5-2	W	17-7-1	31-31	67	Mar. 28	@ Norfolk	0-2	L	39-20-5-3	32-27
30	Dec. 28	@ Hamilton	3-1	W	18-7-1	26-40	68	Mar. 30	@ Norfolk	1-2	L	39-21-5-3	27-27
31	Dec. 31	@ Toronto	4-3	SOW	18-7-1	28-35	69	Mar. 31	@ Hershey	3-2	W	40-21-5-3	25-26
32	Jan. 1	@ Toronto	1-3	L	18-8-1	37-21	70	Apr. 3	Portland	5-2	W	41-21-5-3	48-33
33	Jan. 6	Manchester	4-2	W	20-8-1	47-25	71	Apr. 4	Portland	1-5	L	41-22-5-3	27-31
34	Jan. 7	Manchester	3-2	W	21-8-1	36-16	72	Apr. 7	Springfield	3-6	L	41-23-5-3	28-18
35	Jan. 10	Toronto	2-4	L	21-9-1	30-30	73	Apr. 8	Springfield	4-3	W	42-23-5-3	36-29
36	Jan. 11	Toronto	3-2	W	22-9-1	38-25	74	Apr. 13	@ Worcester	3-1	W	42-23-5-3	28-29
37	Jan. 14	WB/Saratoga	4-6	L	22-10-1	27-24	75	Apr. 14	@ Springfield	1-3	L	42-24-5-3	33-29
38	Jan. 15	WB/Saratoga	3-4	OTL	22-10-1	40-35	76	Apr. 15	@ Manchester	2-4	L	42-25-5-3	34-26

* Game decided in a shootout - When two figures are given, Moose total is first

INDIVIDUAL STATISTICS

PLAYER	POS	GP	G	A	PTS	+/-	PIM	SH	PCT	PLAYER	POS	GP	G	A	PTS	+/-	PIM	SH	PCT
Spencer Machacek	RW	61	18	32	50	11	48	166	10.8	Raymond Sawada	RW	17	1	2	3	0	14	18	5.6
Paul Postma	D	56	13	31	44	-14	-32	151	6.6	Will O'Neill	D	7	1	2	3	1	9	8	12.5
Jason DeSantis	D	66	11	32	43	-2	58	126	8.7	Kyle Bushée	D	8	1	2	3	1	6	5	20
Jason King	RW	70	22	19	41	-14	-34	147	15	Denny Dines	LW	9	1	2	3	-1	4	10	10
Jason Jeffrey	LW	47	17	21	38	-2	30	102	16.7	Jake Marfo	D	12	0	3	3	0	2	8	0
Carl Klingberg	LW	66	15	22	37	2	39	157	9.6	John Regin	D	14	0	3	3	-1	6	14	0
Aaron Bagnon	C	63	14	20	34	-11	14	125	11.2	Ben Chiarot	D	18	1	1	2	-6	19	15	6.7
Patrice Cormier	C	56	18	15	33	0	75	59	18.2	Derek Mesoch	D	6	0	2	2	0	0	4	0
Kevin Clark	RW	72	12	19	31	-3	54	119	10.1	Maxime Meunier	C	9	0	1	1	-2	2	4	0
Zach Redmond	D	72	8	23	31	9	33	132	6.1	Josh Ludlow	LW	11	0	1	1	1	7	11	0
John Albert	C	64	9	16	27	10	28	134	6.7	Brook Trotter	C	2	0	0	0	0	4	2	0
Marco Rosa	C	31	6	21	27	4	12	83	7.2	Julian Melchiori	D	1	0	0	0	-1	0	0	0
Ben Maxwell	C	43	8	17	25	-7	35	96	8.3	Zach O'Brien	RW	1	0	0	0	0	0	0	0
Shawn Waller	LW	41	10	14	24	0	28	91	11	Chris Carozzi	G	2	0	0	0	0	0	0	0
Eric O'Neill	C	39	12	10	22	6	27	64	18.8	Trent Deavette	LW	2	0	0	0	0	0	2	0
Arturs Kulda	D	63	6	14	20	18	62	102	5.9	Kyle Rogers	RW	2	0	0	0	0	0	1	0
Brett Festerling	D	52	3	15	18	8	50	70	4.3	Michael Forney	LW	3	0	0	0	-1	0	1	0
Riley Holzappel	C	29	8	7	15	7	8	34	23.5	Daniel Koger	RW	3	0	0	0	0	0	0	0
Jason Gregoire	LW	44	6	8	14	4	13	80	7.5	Tom Mesivick	RW	4	0	0	0	0	0	10	0
Travis Ramsey	C	75	4	10	14	-4	59	105	3.8	Scott Zurewinski	LW	8	0	0	0	-1	11	8	0
Garrin Murray	C	62	3	10	13	0	112	49	6.1	Peter Mannino	G	10	0	0	0	0	4	0	0
Kerrodin McArdle	LW	35	7	5	12	2	64	67	10.4	David Aebischer	G	31	0	0	0	0	2	0	0
Mark Flood	D	11	1	5	6	4	4	34	2.9	Eddie Pasquale	G	38	0	0	0	0	0	4	0
Shayne Wiebe	LW	12	0	4	4	0	2	17	0										

GOALTENDER STATISTICS

GOALTENDER	GP	MIN	GA	GAA	W	L	T	SVS	%	SO
Eddie Pasquale	38	2183	67	2.41	23	12	1	884	0.911	4
Peter Mannino	10	585	27	2.77	4	5	0	271	0.909	1
David Aebischer	31	1722	62	2.86	15	12	2	698	0.895	1
Chris Carozzi	2	120	7	3.5	1	1	0	50	0.877	0
TEAM TOTALS	61	4590	203	2.65	43	30	3	1911	0.891	6



2012-13 SEASON SUMMARY (AHL - ST. JOHN'S)

SCHEDULE AND RESULTS

#	DATE	OPPONENT	SC	RES	RECORD	SOG	#	DATE	OPPONENT	SC	RES	RECORD	SOG
1	Oct. 12	@ Springfield	2-4	L	0-1-0-0	25-33	39	Jan. 18	@ Norfolk	2-3	SDL	16-20-12	22-35
2	Oct. 14	@ Connecticut	3-2	W	1-1-0-0	25-37	40	Jan. 19	@ Norfolk	1-0	W	17-20-12	20-28
3	Oct. 19	Adirondack	2-1	W	2-1-0-0	26-33	41	Jan. 21	@ Binghamton	3-2	W	18-20-12	30-34
4	Oct. 20	Adirondack	3-4	L	2-2-0-0	34-32	42	Jan. 23	@ WB/Syracuse	0-3	L	18-21-12	26-18
5	Oct. 23	Portland	6-7	OTW	3-2-0-0	30-46	43	Jan. 25	@ Hershey	3-1	W	19-21-12	28-27
6	Oct. 24	Portland	0-4	L	3-3-0-0	27-19	44	Jan. 26	@ Syracuse	3-6	L	21-22-12	33-42
7	Oct. 27	Norfolk	3-2	W	4-3-0-0	43-30	45	Feb. 1	Binghamton	4-2	W	20-22-12	34-23
8	Oct. 28	Norfolk	0-2	L	4-4-0-0	38-27	46	Feb. 2	Binghamton	1-0	W	21-22-12	30-24
9	Nov. 2	@ Portland	0-3	L	4-5-0-0	31-25	47	Feb. 5	Worcester	2-3	L	21-23-12	32-32
10	Nov. 3	@ Worcester	3-2	OTW	5-5-0-0	32-18	48	Feb. 6	Worcester	0-4	L	21-24-12	21-34
11	Nov. 4	@ Providence	0-3	L	5-6-0-0	18-38	49	Feb. 9	Connecticut	1-4	L	21-25-12	38-20
12	Nov. 7	@ Manchester	1-4	L	5-7-0-0	27-32	50	Feb. 10	Connecticut	3-7	L	21-26-12	28-25
13	Nov. 10	@ Hershey	2-1	W	6-7-0-0	27-19	51	Feb. 15	@ Manchester	2-5	L	21-27-12	24-39
14	Nov. 16	Albany	4-3	SDW	7-7-0-0	30-31	52	Feb. 16	@ Manchester	5-3	W	22-27-12	38-21
15	Nov. 17	Albany	3-5	L	7-8-0-0	45-33	53	Feb. 17	@ Portland	1-6	L	22-28-12	32-36
16	Nov. 20	Hamilton	3-1	W	8-8-0-0	18-46	54	Feb. 20	@ Connecticut	5-1	W	23-28-12	37-26
17	Nov. 21	Hamilton	1-2	L	8-9-0-0	30-25	55	Feb. 24	@ Toronto	4-5	L	23-29-12	40-22
18	Nov. 24	Providence	2-3	SDL	9-9-0-1	33-41	56	Feb. 26	@ Hamilton	3-4	L	23-30-12	42-29
19	Nov. 25	Providence	6-0	W	9-9-0-1	37-40	57	Mar. 1	Manchester	4-5	SDL	23-30-13	37-27
20	Nov. 28	@ Adirondack	3-2	W	10-9-0-1	28-33	58	Mar. 2	Manchester	1-4	L	23-31-13	38-22
21	Nov. 30	@ Albany	1-0	W	11-9-0-1	23-24	59	Mar. 8	Syracuse	2-3	SDL	23-31-14	35-32
22	Dec. 1	@ WB/Syracuse	3-5	L	11-10-0-1	16-29	60	Mar. 9	Syracuse	2-4	L	23-32-14	25-35
23	Dec. 7	Springfield	3-5	L	11-11-0-1	36-28	61	Mar. 15	Hamilton	5-0	W	24-32-14	32-23
24	Dec. 8	Springfield	2-4	L	11-12-0-1	46-32	62	Mar. 16	Hamilton	4-3	W	25-32-14	36-19
25	Dec. 11	Hershey	1-2	L	11-13-0-1	30-22	63	Mar. 22	@ Portland	2-5	L	25-33-14	33-29
26	Dec. 12	Hershey	0-4	L	11-14-0-1	33-25	64	Mar. 23	@ Portland	4-1	W	26-33-14	35-21
27	Dec. 15	@ Springfield	3-2	OTW	12-14-0-1	24-23	65	Mar. 24	@ Manchester	4-3	W	27-33-14	33-35
28	Dec. 16	@ Providence	4-0	W	13-14-0-1	28-40	66	Mar. 27	@ Albany	4-2	W	28-33-14	21-23
29	Dec. 19	@ Adirondack	2-3	L	13-15-0-1	20-33	67	Mar. 30	@ Binghamton	5-4	OTW	29-33-14	27-34
30	Dec. 21	@ Hamilton	2-1	W	14-15-0-1	25-27	68	Apr. 5	Toronto	2-3	OTL	28-32-14	25-43
31	Dec. 22	@ Toronto	2-4	L	14-16-0-1	32-27	69	Apr. 6	Toronto	2-4	L	28-34-14	25-34
32	Dec. 28	@ Hamilton	3-6	L	14-17-0-1	29-37	70	Apr. 9	Portland	3-2	W	30-34-14	23-32
33	Dec. 29	@ Syracuse	5-4	OTW	15-17-0-1	31-23	71	Apr. 10	Portland	4-3	W	31-34-14	27-31
34	Dec. 31	@ Binghamton	2-4	L	15-18-0-1	33-37	72	Apr. 13	WB/Syracuse	0-3	L	31-35-14	18-19
35	Jan. 4	Manchester	2-3	L	15-19-0-1	34-29	73	Apr. 14	WB/Syracuse	4-5	OTL	31-35-14	23-34
36	Jan. 5	Manchester	2-3	OTL	15-19-1-1	27-32	74	Apr. 19	@ Hamilton	1-4	L	31-36-14	21-26
37	Jan. 12	Toronto	2-6	L	15-20-1-1	21-24	75	Apr. 20	@ Toronto	4-3	SDW	32-36-14	28-22
38	Jan. 13	Toronto	4-2	W	16-20-1-1	35-23	76	Apr. 21	@ Toronto	3-4	SDL	32-36-15	23-29

* Game decided in a shootout - When two figures are given, Moose total is first

INDIVIDUAL STATISTICS

PLAYER	POS	GP	G	A	PTS	+/-	PIM	SH	PCT	PLAYER	POS	GP	G	A	PTS	+/-	PIM	SH	PCT	
Eric O'Dell	C	58	29	26	55	9	26	144	20.1	Irevis Ramsey	D	50	1	5	6	4	28	46	2.1	
Jason Jeffrey	LW	65	15	33	48	-8	55	150	10	John Albert	C	24	3	2	5	0	10	37	8.1	
Kael Mauillierat	C	50	11	31	42	-4	32	141	7.8	Derek Whitmore	LW	7	1	3	4	-2	2	21	4.8	
Ben Maxwell	C	74	11	29	40	-17	52	173	6.4	Jason King	RW	9	1	3	4	-1	6	12	8.3	
Raymond Sawada	RW	65	13	16	29	-24	88	96	13.5	Cody Sol	D	26	1	3	4	0	63	30	3.3	
Spencer Mechacek	RW	57	11	14	25	-23	45	134	8.2	Richard Petiot	D	24	1	2	3	-2	22	27	3.7	
Aaron Gagnon	C	43	11	13	24	-2	18	63	17.5	Tomas Kubalik	RW	10	0	3	3	3	0	10	6	0
Carl Klingberg	LW	66	11	12	23	-6	40	135	8.1	Joey Sides	LW	6	0	2	2	1	2	6	0	0
Derek Mesch	D	46	3	20	23	-11	38	98	3.1	Vinny Saponari	RW	7	1	1	2	0	0	6	16.7	0
Maxime Maceneauer	C	68	11	11	22	-29	57	84	11.7	Patrick Duffley	D	14	0	2	2	-3	12	13	0	0
Will O'Neill	D	59	3	18	21	-21	32	84	3.6	Eddie Pasquale	G	43	0	2	2	0	31	0	0	0
Zach Redmond	D	38	8	11	19	-3	34	101	7.9	Matthew Krizinger	C	2	0	1	1	1	0	1	0	0
Jason Gregoire	LW	60	10	8	18	-8	6	90	11.1	Mathieu Toussignant	C	5	0	1	1	-1	17	8	0	0
Josh Lunden	LW	31	8	10	18	-2	33	46	17.4	Chris Carozzi	G	3	0	1	1	0	0	0	0	0
Paul Postma	D	27	7	11	18	-3	16	79	8.9	Adam Lowry	LW	9	0	1	1	-1	4	14	0	0
Ben Chiarot	D	61	1	11	12	-5	81	64	1.6	Ray Kaunisto	LW	1	0	0	0	-1	0	0	0	0
Patrice Cormier	C	35	7	4	11	-6	69	50	14	Jussi Oksanen	G	1	0	0	0	0	0	0	0	0
Alex Burmistrov	C	22	2	9	11	-2	24	52	3.8	Jake Martin	D	2	0	0	0	0	0	2	0	0
Dean Arsene	D	69	1	10	11	-8	98	42	2.4	Shawn Weller	LW	3	0	0	0	-1	0	1	0	0
Ivan Telegin	LW	34	3	7	10	1	8	57	5.3	Josh Gaudreau	D	4	0	0	0	-1	0	1	0	0
Kevin Clark	RW	36	6	2	8	1	35	64	9.4	Norm Ekeski	RW	9	0	0	0	-3	23	4	0	0
Juhan Melchiorri	D	52	1	7	8	-9	39	45	2.2	Ryan Schnall	LW	22	0	0	0	0	57	12	0	0
Hunter Tremblay	LW	17	1	5	6	-5	12	20	5	Mark Dekanich	G	35	0	0	0	0	0	0	0	0

GOALTENDER STATISTICS

GOALTENDER	GP	MIN	GA	GAA	W	L	T	SVS	%	SO
Eddie Pasquale	43	2453	114	2.79	15	23	4	1109	0.907	4
Chris Carozzi	3	150	7	2.8	1	1	0	51	0.879	0
Mark Dekanich	35	1914	95	2.98	16	14	1	614	0.895	2
Jussi Oksanen	1	59	3	3.03	0	1	0	22	0.88	0
TEAM TOTALS	82	4576	219	2.87	32	39	5	1195	0.901	6



2013-14 SEASON SUMMARY (AHL - ST. JOHN'S)

SCHEDULE AND RESULTS

#	DATE	OPPONENT	SC	RES	RECORD	SOG	#	DATE	OPPONENT	SC	RES	RECORD	SOG
1	Oct. 4	Providence	3-4	OTL	0-0-1-0	43-30	39	Jan. 18	Manchester	0-6	L	20-16-1-2	28-35
2	Oct. 5	Providence	5-1	W	1-0-1-0	41-37	40	Jan. 20	Manchester	2-0	W	21-16-1-2	27-26
3	Oct. 11	@ Hamilton	2-3	L	1-1-1-0	34-35	41	Jan. 24	@ Providence	5-4	SOW	22-16-1-2	38-32
4	Oct. 12	@ Toronto	3-6	L	1-2-1-0	33-24	42	Jan. 25	@ Hartford	6-2	W	23-16-1-2	28-27
5	Oct. 18	Hershey	5-1	W	2-2-1-0	40-25	43	Jan. 26	@ Providence	3-1	W	24-16-1-2	35-20
6	Oct. 19	Hershey	0-4	L	2-3-1-0	25-30	44	Jan. 31	@ Portland	7-4	W	25-16-1-2	37-33
7	Oct. 25	@ Manchester	3-2	W	3-3-1-0	27-31	45	Feb. 1	@ Manchester	3-1	W	26-16-1-2	29-21
8	Oct. 26	@ Manchester	3-5	L	3-4-1-0	31-24	46	Feb. 4	Providence	2-3	L	26-17-1-2	29-31
9	Oct. 27	@ Providence	2-5	L	3-5-1-0	38-34	47	Feb. 5	Providence	4-3	W	27-17-1-2	33-33
10	Oct. 30	@ Portland	5-1	W	4-5-1-0	33-39	48	Feb. 8	Worcester	5-2	W	28-17-1-2	27-33
11	Nov. 1	@ Portland	4-2	W	5-5-1-0	41-28	49	Feb. 9	Worcester	2-4	L	28-18-1-2	31-28
12	Nov. 2	Worcester	0-3	L	5-6-1-0	32-27	50	Feb. 14	@ Providence	2-3	L	28-19-1-2	25-28
13	Nov. 8	Manchester	5-2	W	6-6-1-0	32-30	51	Feb. 16	@ Manchester	3-4	SOL	28-19-1-3	25-43
14	Nov. 9	Manchester	2-3	L	6-7-1-0	33-34	52	Feb. 16	Portland	7-5	W	29-19-1-3	28-49
15	Nov. 13	Worcester	3-2	OTW	7-7-1-0	30-25	53	Feb. 21	@ Worcester	5-1	W	30-19-1-3	34-31
16	Nov. 15	Worcester	2-3	SOL	7-7-1-1	29-23	54	Feb. 22	@ Worcester	3-1	W	31-19-1-3	21-50
17	Nov. 16	Worcester	1-2	SOL	7-7-1-2	25-34	55	Feb. 23	@ Portland	6-5	W	32-19-1-3	38-42
18	Nov. 22	@ WR/Scranton	2-1	W	8-7-1-2	32-16	56	Feb. 28	Binghamton	6-2	W	33-19-1-3	34-28
19	Nov. 23	@ WR/Scranton	2-5	L	8-8-1-2	19-31	57	Mar. 1	Binghamton	1-0	W	34-19-1-3	25-42
20	Nov. 24	@ Bridgeport	4-3	W	9-8-1-2	22-29	58	Mar. 7	Bridgeport	3-2	W	35-19-1-3	38-24
21	Nov. 27	@ Hershey	4-2	W	10-8-1-2	25-32	59	Mar. 8	Bridgeport	3-2	OTW	36-19-1-3	37-17
22	Nov. 29	@ Syracuse	2-4	L	10-9-1-2	37-28	60	Mar. 12	Portland	5-1	W	37-19-1-3	37-28
23	Nov. 30	@ Binghamton	4-3	OTW	11-9-1-2	38-41	61	Mar. 14	Portland	4-2	L	37-20-1-3	38-32
24	Dec. 6	WR/Scranton	5-0	W	12-10-1-2	29-20	62	Mar. 15	Portland	3-2	W	38-20-1-3	34-31
25	Dec. 7	WR/Scranton	0-3	L	12-10-1-3	30-16	63	Mar. 21	@ Hartford	6-1	W	39-20-1-3	27-26
26	Dec. 10	Syracuse	6-2	W	13-10-1-2	47-15	64	Mar. 22	@ Bridgeport	2-1	SOW	40-20-1-3	37-22
27	Dec. 11	Syracuse	5-1	W	14-10-1-2	38-28	65	Mar. 23	@ Springfield	5-4	SOW	41-20-1-3	37-24
28	Dec. 14	@ Hamilton	3-0	W	15-11-1-2	38-39	66	Mar. 26	@ Syracuse	2-3	L	41-21-1-3	34-28
29	Dec. 15	@ Toronto	2-3	L	15-11-1-3	29-33	67	Mar. 28	@ Binghamton	1-2	L	41-22-1-3	40-41
30	Dec. 27	@ Worcester	2-5	L	15-12-1-2	33-38	68	Mar. 29	@ Hershey	1-2	SOL	41-22-1-4	28-33
31	Dec. 28	@ Manchester	3-1	W	16-12-1-2	36-25	69	Apr. 4	Springfield	7-8	OTL	41-22-2-4	38-48
32	Dec. 31	@ Springfield	2-4	L	16-13-1-2	33-33	70	Apr. 5	Springfield	1-1	W	42-22-2-4	31-24
33	Jan. 5	Portland	3-1	W	17-13-1-2	40-31	71	Apr. 8	Hamilton	3-1	W	43-22-2-4	38-36
34	Jan. 6	Portland	4-5	L	17-14-1-2	34-32	72	Apr. 9	Portland	3-4	SOL	43-22-2-5	28-41
35	Jan. 7	Portland	4-2	W	18-14-1-2	35-30	73	Apr. 12	Hartford	2-7	L	43-23-2-5	33-30
36	Jan. 10	Toronto	2-3	L	18-15-1-2	29-37	74	Apr. 13	Hartford	6-2	W	44-23-2-5	34-30
37	Jan. 11	Toronto	5-4	SOW	19-15-1-2	27-39	75	Apr. 18	@ Worcester	6-0	W	45-23-2-5	23-28
38	Jan. 17	Manchester	4-1	W	20-15-1-2	31-37	76	Apr. 19	@ Portland	5-4	W	46-23-2-5	37-28

* Game decided in a shootout - When two figures are given, Moose total is first.

INDIVIDUAL STATISTICS

PLAYER	POS	GP	G	A	PTS	+/-	PIM	SH	PCT	PLAYER	POS	GP	G	A	PTS	+/-	PIM	SH	PCT	
Jason Jeffrey	LW	76	18	41	59	13	48	149	12.1	Josh Lunden	LW	23	6	4	10	2	20	43	14	
Andrew Gordon	RW	76	23	34	57	3	43	183	12.6	Paul Postma	D	4	1	5	6	0	4	7	14.3	
Jerome Samson	RW	68	27	29	56	6	49	214	12.6	Auston Bressard	RW	29	3	2	5	0	26	24	12.5	
Kael Maukierat	LW	60	20	33	53	1	48	155	12.9	Kris Fredheim	D	48	1	4	5	8	46	51	2	
Brendan Kichton	D	76	10	38	48	8	14	113	8.8	Travis Ehler	D	8	1	0	1	-3	4	7	14.3	
John Albert	C	63	28	17	45	6	20	145	19.3	Ryan Schnorr	LW	39	1	0	1	-3	120	27	3.7	
Carl Klingberg	LW	65	22	20	42	15	42	178	12.4	Ian O'Sullivan	LW	3	0	1	1	-1	0	3	0	
Eric O'Tell	C	42	17	25	42	9	35	124	13.7	Jamie MacQueen	LW	5	0	1	1	2	2	2	0	
JC Lipon	RW	72	9	32	41	0	136	112	8	Josh Morrissey	D	8	0	1	1	1	2	13	0	
Kyle MacKinnon	C	71	12	27	39	17	32	106	11.3	Tyler Beskrowsky	G	12	0	1	1	0	0	0	0	
Will O'Neill	D	68	9	26	35	6	80	107	8.4	Michael Hutchinson	G	24	0	1	1	0	0	0	0	
Adam Lowry	C	64	17	16	33	-1	49	108	15.7	Eddie Pasquale	G	21	0	1	1	0	4	0	0	
Patrice Cormier	C	61	9	17	26	2	98	106	8.5	Cody Sol	D	1	0	0	0	0	0	0	0	
Zach Redmond	D	40	6	19	25	18	26	122	4.9	Eric Cormie	G	2	0	0	0	0	0	0	0	
Blair Riley	RW	71	7	14	21	14	21	14	133	68	10.3	Calton Beck	LW	3	0	0	0	0	0	0
Ben Chiarot	D	65	6	14	20	29	96	93	6.5	Adam Parry	D	3	0	0	0	-4	9	4	0	
Jordan Hill	D	68	0	12	12	1	54	76	0	Jussi Olkinuora	G	10	0	0	0	0	4	0	0	
Julian Melchiori	D	50	1	10	11	19	32	54	1.9	Cody Lamp	D	38	0	0	0	-1	32	24	0	

GOALTENDER STATISTICS

GOALTENDER	GP	MIN	GA	GAA	W	L	T	SVS	%	SO
Tyler Beskrowsky	12	683	25	2.20	7	2	2	345	0.932	0
Michael Hutchinson	24	1383	53	2.90	17	5	1	634	0.923	3
Eddie Pasquale	31	1851	75	2.43	17	13	1	863	0.92	1
Jussi Olkinuora	10	554	30	3.25	5	3	1	250	0.893	1
Eric Cormie	2	113	12	6.35	0	2	0	58	0.829	0
TEAM TOTALS	79	4584	185	2.55	46	25	5	2160	0.917	5



2014-15 SEASON SUMMARY (AHL - ST. JOHN'S)

SCHEDULE AND RESULTS

#	DATE	OPPONENT	SC	RES	RECORD	SOG	#	DATE	OPPONENT	SC	RES	RECORD	SOG
1	Oct. 10	@ Providence	1-2	OTL	0-1-0	29-37	39	Jan. 11	Lehigh Valley	2-6	L	15-18-51	23-34
2	Oct. 11	@ Bridgeport	3-2	W	1-0-1-0	34-32	40	Jan. 14	Portland	2-1	OTW	16-18-51	25-33
3	Oct. 12	@ Bridgeport	3-6	L	1-1-1-0	24-34	41	Jan. 16	Portland	0-3	L	16-18-51	32-38
4	Oct. 17	WB/Scranton	1-2	OTL	1-1-2-0	22-30	42	Jan. 17	Portland	3-2	OTW	17-18-51	38-33
5	Oct. 18	WB/Scranton	1-4	L	1-2-2-0	28-28	43	Jan. 21	@ WB/Scranton	1-5	L	17-25-52	28-35
6	Oct. 21	Binghamton	6-5	W	2-2-2-0	34-34	44	Jan. 23	@ Binghamton	5-2	W	18-20-51	38-39
7	Oct. 22	Binghamton	2-3	OTL	2-2-3-0	43-36	45	Jan. 24	@ Lehigh Valley	3-4	L	18-21-51	28-30
8	Oct. 25	Bridgeport	2-1	SDW	3-2-3-0	40-38	46	Jan. 30	@ Albany	4-1	W	19-21-51	15-23
9	Oct. 26	Bridgeport	3-5	L	3-3-3-0	28-33	47	Jan. 31	@ Albany	1-2	SDW	19-21-52	24-26
10	Oct. 31	@ Portland	3-7	L	3-4-3-0	32-43	48	Feb. 6	Portland	1-8	L	19-22-52	24-33
11	Nov. 1	@ Manchester	2-6	L	3-5-3-0	23-36	49	Feb. 7	Portland	1-0	W	20-22-52	28-35
12	Nov. 2	@ Providence	2-3	SDW	3-5-3-1	38-42	50	Feb. 10	Hartford	3-0	W	21-22-52	23-21
13	Nov. 5	@ Springfield	3-5	L	3-6-3-1	19-38	51	Feb. 11	Hartford	5-4	SDW	22-22-52	38-29
14	Nov. 7	@ Springfield	4-6	L	3-7-3-1	38-27	52	Feb. 14	Worcester	1-3	L	22-23-52	25-31
15	Nov. 9	@ Providence	1-4	L	3-8-3-1	38-32	53	Feb. 15	Worcester	5-4	OTW	23-23-52	28-40
16	Nov. 13	Hamilton	3-2	W	4-8-3-1	28-27	54	Feb. 20	@ Manchester	4-3	OTW	24-23-52	32-46
17	Nov. 14	Hamilton	1-2	OTL	4-8-4-1	28-42	55	Feb. 21	@ Manchester	2-3	OTL	24-23-52	28-44
18	Nov. 18	Toronto	2-0	W	5-8-4-1	22-23	56	Feb. 22	@ Portland	5-2	W	25-23-52	35-26
19	Nov. 19	Toronto	3-2	W	6-8-4-1	23-30	57	Feb. 25	@ Portland	3-2	SDW	26-23-52	27-43
20	Nov. 22	@ Lehigh Valley	2-1	OTW	7-8-4-1	26-33	58	Feb. 27	@ Worcester	3-6	L	26-24-52	32-28
21	Nov. 23	@ Hershey	2-0	W	8-8-4-1	28-33	59	Feb. 28	@ Worcester	2-0	W	27-24-52	22-50
22	Nov. 26	@ Binghamton	4-3	SDW	9-8-4-1	33-45	60	Mar. 6	Albany	2-1	OTW	28-24-52	23-28
23	Nov. 29	@ WB/Scranton	0-1	L	9-9-4-1	22-25	61	Mar. 7	Albany	0-2	L	28-25-52	28-32
24	Nov. 30	@ Hershey	0-1	L	9-10-4-1	33-21	62	Mar. 11	Manchester	1-4	L	28-26-52	20-31
25	Dec. 5	Worcester	0-1	L	9-11-4-1	20-42	63	Mar. 13	Manchester	5-4	OTW	29-26-52	37-33
26	Dec. 6	Worcester	3-2	W	10-11-4-1	22-43	64	Mar. 14	Manchester	1-4	L	29-27-52	25-36
27	Dec. 9	Providence	4-5	OTL	10-11-5-1	28-35	65	Mar. 20	@ Worcester	1-3	L	29-28-52	25-21
28	Dec. 10	Providence	1-4	L	10-12-5-1	27-29	66	Mar. 21	@ Manchester	1-2	OTL	29-28-52	17-35
29	Dec. 13	@ Toronto	6-5	OTW	11-12-5-1	34-36	67	Mar. 22	@ Providence	3-2	W	30-28-52	32-34
30	Dec. 14	@ Toronto	0-4	L	11-13-5-1	21-24	68	Mar. 25	@ Portland	0-6	L	30-28-52	16-26
31	Dec. 17	@ Hamilton	2-5	L	11-14-5-1	38-31	69	Mar. 27	@ Portland	4-6	L	30-28-52	28-28
32	Dec. 19	@ Hamilton	4-2	W	12-14-5-1	32-18	70	Mar. 28	@ Worcester	2-3	OTL	30-30-52	20-36
33	Dec. 31	@ Manchester	0-4	L	12-15-5-1	33-27	71	Apr. 3	Providence	0-3	L	30-30-52	37-31
34	Jan. 2	@ Hartford	0-4	L	12-16-5-1	20-31	72	Apr. 4	Providence	4-5	L	30-32-52	36-20
35	Jan. 3	@ Hartford	7-3	W	13-16-5-1	32-42	73	Apr. 10	Hershey	2-3	L	30-32-52	35-31
36	Jan. 6	Manchester	1-0	OTW	14-16-5-1	21-33	74	Apr. 11	Hershey	5-1	W	31-32-52	34-22
37	Jan. 7	Manchester	3-2	W	15-16-5-1	25-37	75	Apr. 17	Springfield	4-3	SDW	32-32-52	26-35
38	Jan. 10	Lehigh Valley	2-4	L	15-17-5-1	31-28	76	Apr. 18	Springfield	3-4	OTL	32-33-52	20-34

* Game decided in a shootout - When two figures are given, Moose total is first

INDIVIDUAL STATISTICS

PLAYER	POS	GP	G	A	PTS	+/-	PIM	SH	PCT	PLAYER	POS	GP	G	A	PTS	+/-	PIM	SH	PCT
Will O'Neill	D	72	10	38	48	-16	74	184	5.2	Kris Frodheim	D	60	2	5	7	-6	45	63	3.2
Chase Balsby	LW	73	21	23	44	-9	30	104	20.2	Julian Melchioni	D	70	1	5	6	-16	54	51	2
John Albert	C	66	16	26	42	-1	26	143	11.2	Mike Cornell	D	15	2	2	4	-4	49	26	7.7
Carl Klingberg	LW	51	15	15	30	0	41	152	9.9	Jordan Hill	D	36	1	3	4	-15	27	25	4
Eric O'Dell	C	37	14	15	29	4	34	106	13.2	Ben Walker	RW	36	1	3	4	-14	16	45	2.2
Brandon Kichton	D	65	8	21	29	-11	32	102	7.8	Ralfs Frobergas	D	5	0	2	2	-1	2	2	0
Scott Kosmashuk	RW	70	14	14	28	-28	62	129	10.9	Patrick Holland	RW	21	0	2	2	-1	6	8	0
Kyle MacKinnon	C	47	6	21	27	3	22	76	7.9	Ryan Parent	D	22	0	2	2	1	16	17	0
JC Lipon	RW	75	5	21	26	-26	163	128	3.9	Brandon MacLean	LW	40	0	2	2	-6	10	54	0
Jason Jeffray	LW	36	12	10	22	-2	20	71	16.9	Yann Sauve	D	4	1	0	1	0	0	6	16.7
Patrice Cormier	C	47	12	9	21	-13	74	80	15	Jussi Oksinora	G	4	0	1	1	0	0	0	0
Blair Riley	RW	70	8	10	18	-10	116	68	11.8	Peter Stoykevych	D	6	0	1	1	-1	11	3	0
Julen Braultette	D	49	7	11	18	-4	16	85	8.2	Cannon Hellesbuick	G	58	0	1	1	0	0	0	0
Austen Brassard	RW	75	6	12	18	-12	60	73	8.2	Jimmy Lodge	RW	1	0	0	0	0	0	0	0
Keaton Ellerby	D	41	3	13	16	-10	32	68	4.4	Brodie Reid	RW	1	0	0	0	-2	0	1	0
Nicolas Blanchard	LW	63	3	11	14	-8	81	78	3.8	Andrew Panzerella	RW	2	0	0	0	0	0	1	0
Ben Chiarot	D	24	4	5	9	0	21	64	6.3	Eric Cormie	G	3	0	0	0	0	0	0	0
Ryan Olsen	C	60	4	5	9	-19	47	56	7.1	Aaron Harstad	D	5	0	0	0	0	0	4	0
Jed Amie	RW	21	2	6	8	0	22	50	4	Peter Butaj	G	19	0	0	0	0	0	0	0

GOALTENDER STATISTICS

GOALTENDER	GP	MIN	GA	GAA	W	L	T	SVS	%	SO
Eric Cormie	3	185	7	2.27	2	1	0	81	0.82	0
Cannon Hellesbuick	58	3332	143	2.58	28	22	5	1656	0.821	6
Peter Butaj	19	913	54	3.55	0	9	6	429	0.888	0
Jussi Oksinora	4	168	13	4.2	2	1	0	77	0.856	0
TEAM TOTALS	84	4616	217	2.82	32	33	11	2253	0.912	6



2015-16 SEASON SUMMARY (AHL)

SCHEDULE AND RESULTS

#	DATE	OPPONENT	SC	RES	RECORD	SOG	#	DATE	OPPONENT	SC	RES	RECORD	SOG
1	Oct. 9	@ Toronto	3-5	L	0-1-0	24-34	39	Jan. 22	@ Stockton	1-2	SDL	11-22-24	31-51
2	Oct. 10	@ Toronto	2-3	SDL	0-1-1	29-42	40	Jan. 23	@ Stockton	2-3	OTL	11-22-34	26-47
3	Oct. 15	Ontario	1-4	L	0-2-0	17-25	41	Jan. 26	@ Bakersfield	3-6	L	11-23-34	27-51
4	Oct. 17	Ontario	0-1	OTL	0-2-1	20-45	42	Jan. 29	@ Bakersfield	2-6	L	11-24-34	31-37
5	Oct. 22	Lake Erie	1-3	L	0-3-1	18-36	43	Jan. 30	@ Ontario	0-4	L	11-25-34	19-28
6	Oct. 24	Lake Erie	0-2	L	0-4-1	29-32	44	Feb. 4	Toronto	2-6	L	11-26-34	25-30
7	Oct. 29	@ Milwaukee	3-2	W	1-4-1	33-41	45	Feb. 6	Toronto	6-5	OTW	12-26-34	44-43
8	Oct. 30	@ Chicago	1-3	L	1-5-1	18-31	46	Feb. 9	Texas	2-3	L	12-27-34	29-33
9	Nov. 1	@ Chicago	0-2	L	1-6-1	26-30	47	Feb. 10	Texas	6-7	SDL	12-27-35	34-35
10	Nov. 7	@ Charlotte	3-0	W	2-6-1	21-30	48	Feb. 13	Chicago	2-3	OTL	12-27-45	37-38
11	Nov. 8	@ Charlotte	2-3	L	2-7-1	18-40	49	Feb. 14	Chicago	5-2	W	13-27-45	24-41
12	Nov. 12	Chicago	3-5	L	2-8-1	36-19	50	Feb. 17	@ Rockford	5-2	W	14-27-45	27-32
13	Nov. 13	Chicago	3-2	OTW	3-8-1	31-24	51	Feb. 19	@ Rockford	3-2	W	15-27-45	25-38
14	Nov. 20	Bakersfield	1-2	L	3-9-1	33-30	52	Feb. 20	@ Milwaukee	4-1	W	16-27-45	22-32
15	Nov. 22	Bakersfield	3-1	W	4-9-1	28-33	53	Feb. 22	@ Iowa	2-3	L	16-28-45	35-33
16	Nov. 25	@ Lake Erie	2-4	L	4-10-1	25-43	54	Feb. 24	@ Iowa	1-2	L	16-29-45	22-29
17	Nov. 27	@ Lake Erie	1-4	L	4-11-1	25-31	55	Feb. 27	Charlotte	7-2	W	17-29-45	28-33
18	Dec. 1	@ Milwaukee	3-2	W	5-11-1	23-32	56	Feb. 28	Charlotte	1-2	L	17-30-45	28-28
19	Dec. 2	@ Chicago	2-8	L	5-12-1	37-28	57	Mar. 4	@ San Antonio	3-0	W	18-30-45	36-26
20	Dec. 5	@ Toronto	1-3	L	5-13-1	24-36	58	Mar. 5	@ Texas	1-6	L	18-31-45	26-36
21	Dec. 6	@ Ontario	0-9	L	5-14-1	21-34	59	Mar. 7	Iowa	1-2	L	18-32-45	33-29
22	Dec. 12	Milwaukee	3-2	W	6-14-1	21-32	60	Mar. 9	Iowa	2-4	L	18-33-45	20-41
23	Dec. 13	Milwaukee	3-4	SDL	6-14-2	28-38	61	Mar. 11	@ Grand Rapids	2-7	L	18-34-45	22-35
24	Dec. 16	San Antonio	5-1	W	7-14-2	38-23	62	Mar. 12	@ Grand Rapids	1-5	L	18-35-45	33-31
25	Dec. 17	San Antonio	3-2	W	8-14-2	26-32	63	Mar. 16	@ Lake Erie	4-0	W	19-35-45	25-36
26	Dec. 19	@ Milwaukee	5-7	L	8-15-2	27-31	64	Mar. 19	@ Lake Erie	0-5	L	19-36-45	19-40
27	Dec. 21	@ Chicago	1-4	L	8-16-2	24-29	65	Mar. 21	Stockton	3-0	W	20-36-45	31-23
28	Dec. 31	Iowa	4-3	W	9-16-2	33-44	66	Mar. 23	Stockton	3-2	W	21-36-45	25-21
29	Jan. 1	Iowa	3-4	SDL	9-16-3	29-39	67	Mar. 26	Charlotte	2-6	L	21-37-45	26-27
30	Jan. 3	Grand Rapids	1-4	L	9-17-3	26-37	68	Mar. 28	Charlotte	2-1	W	22-37-45	27-34
31	Jan. 5	Grand Rapids	2-1	W	10-17-3	26-38	69	Mar. 30	@ Iowa	3-2	W	23-37-45	27-33
32	Jan. 8	Toronto	0-3	L	10-18-3	26-26	70	Apr. 1	@ Iowa	2-4	L	23-38-45	23-38
33	Jan. 9	Toronto	1-4	L	10-19-3	22-45	71	Apr. 5	Milwaukee	2-4	L	23-39-45	29-28
34	Jan. 11	Lake Erie	3-7	L	10-20-3	27-35	72	Apr. 6	Milwaukee	2-5	L	23-40-45	29-37
35	Jan. 13	Lake Erie	4-0	W	11-20-3	32-24	73	Apr. 9	Rockford	5-1	W	24-40-45	33-33
36	Jan. 16	@ Charlotte	2-3	OTL	11-20-2-3	29-28	74	Apr. 10	Rockford	5-4	W	25-40-45	30-43
37	Jan. 17	@ Charlotte	1-4	L	11-21-2-3	18-28	75	Apr. 15	@ San Antonio	5-2	W	26-40-45	34-20
38	Jan. 20	@ Ontario	1-4	L	11-22-2-3	24-31	76	Apr. 16	@ Texas	1-4	L	26-41-45	33-23

* Game decided in a shootout - When two figures are given, Moose total is first

INDIVIDUAL STATISTICS

PLAYER	POS	GP	G	A	PTS	+/-	PIM	SH	PCT	PLAYER	POS	GP	G	A	PTS	+/-	PIM	SH	PCT
Brendan Kichton	D	68	11	30	41	-23	36	107	10.3	Sean Escobedo	D	10	1	4	5	1	9	8	12.5
Chase De Leo	C	73	19	21	40	-27	34	191	9.9	Axel Blomqvist	LW	33	1	4	5	-3	8	20	5
Scott Kosmashuk	RW	67	19	17	36	-19	41	162	11.7	Brandon Denham	RW	9	1	3	4	3	2	13	7.7
Austen Brassard	RW	75	15	21	36	-11	48	85	17.6	Adam Lowry	C	4	0	4	4	-2	2	11	0
John Albert	C	66	12	24	36	-10	20	159	7.6	Aaron Herstad	O	26	0	4	4	-1	28	11	0
Patrice Cormier	C	65	15	17	32	-16	73	115	13	Brandon Lemieux	LW	5	2	1	3	1	6	15	13.3
Nic Petan	C	47	9	23	32	-18	26	89	10.1	Janssen Harkins	C	6	1	2	3	1	2	7	14.3
JC Lipon	RW	45	13	17	30	-13	67	102	12.7	Paul Postma	O	7	1	2	3	-5	2	16	6.3
Josh Morrissey	D	57	3	19	22	-9	47	107	2.8	Dank Angoli	RW	10	1	2	3	-1	2	13	7.7
Matt Halischuk	LW	39	6	12	18	0	6	71	8.5	Ben Walker	C	16	1	2	3	-5	8	20	5
Andrew MacWilliam	D	72	1	14	15	-17	86	43	2.3	Jake Baker	O	9	1	1	2	-2	29	12	8.3
Dan DeSalvo	C	17	5	9	14	3	4	28	17.9	Brant Harris	RW	11	0	1	1	-3	0	22	0
Matt Fraser	LW	44	5	9	14	-5	4	77	6.5	Kelly Zajac	C	14	0	1	1	-2	2	6	0
Ryan Olsen	C	65	6	7	13	-18	90	88	6.8	Justin Bretton	LW	2	0	0	0	-1	0	2	0
Darren Kramer	LW	61	7	5	12	-13	138	61	11.5	Jordan Southam	O	2	0	0	0	0	2	2	0
Thomas Raffl	LW	31	5	5	10	-6	42	57	8.8	Tyson Wilson	O	3	0	0	0	-3	0	5	0
Jan Kostalek	D	52	1	8	9	-12	20	59	17	Kevin Lynch	C	5	0	0	0	-1	2	2	0
Jiri Fronk	RW	33	6	2	8	1	8	42	14.3	Jon Jutzi	O	6	0	0	0	-2	2	4	0
Joel Armia	RW	18	3	5	8	3	16	31	9.7	Jussi Oksivuora	G	6	0	0	0	0	0	0	0
Julian Melchior	D	62	3	4	7	-17	46	71	4.2	Jordan Hill	O	8	0	0	0	0	6	5	0
Peter Stoykovych	D	47	0	7	7	-6	38	47	0	Brennan Sanville	O	15	0	0	0	-6	10	10	0
Jimmy Lodge	RW	44	3	3	6	-12	10	30	10	Connor Hellebuyck	G	30	0	0	0	0	0	0	0
Jay Harrison	D	18	3	2	5	-6	17	32	9.4	Eric Cormie	G	46	0	0	0	0	0	0	0

GOALTENDER STATISTICS

GOALTENDER	GP	MIN	GA	GAA	W	L	T	SVS	%	SO
Connor Hellebuyck	30	1735	72	2.49	13	15	1	650	0.922	4
Eric Cormie	46	2630	135	3.12	13	25	7	1323	0.907	1
Jussi Oksivuora	6	222	19	5.13	0	1	1	121	0.864	0
TEAM TOTALS	82	4557	226	2.96	26	41	9	2284	0.91	5

2016-17 SEASON SUMMARY (AHL)

SCHEDULE AND RESULTS

#	DATE	OPPONENT	SC	RES	RECORD	SOG	#	DATE	OPPONENT	SC	RES	RECORD	SOG
1	Oct. 14	at Iowa	3:1	W	1:0-0-0	23/29	39	Jan. 20	at San Antonio	2:0	W	16:18-3:2	39/25
2	Oct. 15	at Iowa	2:3	SDL	1:0-1-0	34/38	40	Jan. 21	at San Antonio	2:4	L	16:19-3:2	29/28
3	Oct. 18	Bakersfield	1:4	L	1:1-0-1	31/33	41	Jan. 24	at Texas	2:1	W	17:29-3:2	25/28
4	Oct. 20	Bakersfield	5:4	W	2:1-0-1	31/33	42	Jan. 27	at Charlotte	1:4	L	17:20-3:2	29/27
5	Oct. 22	at Toronto	2:4	L	2:2-0-1	30/25	43	Jan. 28	at Charlotte	2:1	W	18:29-3:2	33/36
6	Oct. 23	at Toronto	0:4	L	2:3-0-1	22/24	44	Feb. 3	San Jose	1:4	L	18:23-3:2	26/40
7	Oct. 28	San Diego	3:2	OTW	3:3-0-1	30/29	45	Feb. 4	San Jose	4:5	L	18:22-3:2	40/39
8	Oct. 29	San Diego	5:4	W	4:3-0-1	27/41	46	Feb. 8	at Grand Rapids	1:4	L	18:23-3:2	23/37
9	Nov. 3	Cleveland	7:3	W	5:3-0-1	28/35	47	Feb. 10	Cleveland	2:3	SDL	18:23-3:3	41/32
10	Nov. 5	Cleveland	5:2	W	6:3-0-1	40/36	48	Feb. 12	at Cleveland	2:1	SOW	19:23-3:3	22/32
11	Nov. 11	at San Diego	2:3	L	6:4-0-1	23/37	49	Feb. 15	at Grand Rapids	5:7	L	19:24-3:3	39/36
12	Nov. 12	at San Diego	3:6	L	6:5-0-1	42/34	50	Feb. 17	at Toronto	2:5	L	19:25-3:3	37/24
13	Nov. 16	at Bakersfield	4:1	W	7:5-0-1	23/30	51	Feb. 18	at Toronto	0:1	L	19:26-3:3	37/31
14	Nov. 18	at Tucson	2:5	L	7:6-0-1	42/24	52	Feb. 21	Rockford	3:4	L	19:27-3:3	30/31
15	Nov. 22	Iowa	0:1	OTL	7:6-1-1	28/35	53	Feb. 22	Rockford	0:1	SDL	19:27-3:4	35/27
16	Nov. 23	Iowa	1:3	L	7:7-1-1	28/34	54	Feb. 25	San Antonio	4:2	W	20:27-3:4	31/39
17	Nov. 26	at Milwaukee	4:3	OTW	8:7-1-1	30/33	55	Feb. 26	San Antonio	4:2	W	21:27-3:4	40/35
18	Nov. 27	at Chicago	2:1	W	9:7-1-1	29/27	56	Feb. 28	at Rockford	5:3	W	22:27-3:4	32/35
19	Nov. 30	at Rockford	5:4	SOW	10:3-1-1	25/38	57	Mar. 3	at Rockford	5:3	W	22:27-3:4	36/41
20	Dec. 3	Texas	1:6	L	10:8-1-1	27/33	58	Mar. 4	at Milwaukee	2:3	OTL	22:27-3:4	29/27
21	Dec. 4	Texas	5:4	W	11:8-1-1	31/35	59	Mar. 5	at Chicago	4:5	L	23:28-4:4	41/39
22	Dec. 9	Cleveland	1:5	L	11:8-1-1	35/38	60	Mar. 9	Charlotte	3:4	L	23:28-4:4	39/27
23	Dec. 10	Cleveland	1:2	SDL	11:9-1-2	32/31	61	Mar. 10	Charlotte	1:4	L	23:30-4:4	50/29
24	Dec. 13	at Charlotte	2:4	L	11:10-1-2	25/32	62	Mar. 12	Toronto	4:5	L	23:31-4:4	27/28
25	Dec. 14	at Charlotte	2:3	OTL	11:10-2-2	35/30	63	Mar. 14	Toronto	3:6	L	23:32-4:4	23/35
26	Dec. 17	at Rockford	1:2	SDL	11:11-2-2	31/37	64	Mar. 17	Rockford	1:2	SDL	23:32-4:5	38/33
27	Dec. 18	at Iowa	1:3	L	11:12-2-2	25/26	65	Mar. 18	Rockford	5:3	W	24:32-4:5	37/27
28	Dec. 19	at Iowa	2:1	W	12:12-2-2	23/22	66	Mar. 23	Milwaukee	2:6	L	24:32-4:5	28/32
29	Dec. 30	Charlotte	2:3	OTL	12:12-3-2	38/31	67	Mar. 24	Milwaukee	1:3	L	24:34-4:5	33/35
30	Jan. 1	Charlotte	4:1	W	13:12-3-2	31/27	68	Mar. 28	at Bakersfield	5:2	W	25:34-4:5	27/28
31	Jan. 3	Toronto	2:1	W	14:12-3-2	16/35	69	Mar. 31	at San Jose	0:3	L	25:35-4:5	26/30
32	Jan. 4	Toronto	3:4	L	14:13-3-2	33/35	70	Apr. 1	at San Jose	3:6	L	25:36-4:5	35/42
33	Jan. 7	Iowa	2:4	L	14:14-3-2	30/38	71	Apr. 4	Grand Rapids	1:1	W	26:36-4:5	27/36
34	Jan. 8	Iowa	1:3	L	14:15-3-2	33/23	72	Apr. 5	Grand Rapids	3:2	OTL	26:36-5:5	21/42
35	Jan. 10	at Tucson	2:5	L	14:16-3-2	38/30	73	Apr. 7	Tucson	5:4	OTW	27:36-5:5	23/27
36	Jan. 13	Chicago	2:4	L	14:17-3-2	37/36	74	Apr. 9	Tucson	4:3	W	27:36-5:5	37/31
37	Jan. 15	Chicago	4:1	W	15:17-3-2	20/44	75	Apr. 13	at Cleveland	4:5	L	28:37-5:5	36/29
38	Jan. 18	at Texas	3:4	L	15:18-3-2	30/27	76	Apr. 14	at Cleveland	1:0	W	29:37-5:5	30/30

* Game decided in a shootout - When two figures are given, Moose total is first

INDIVIDUAL STATISTICS

PLAYER	POS	GP	G	A	PTS	+/-	PIM	SH	PCT	PLAYER	POS	GP	G	A	PTS	+/-	PIM	SH	PCT
Jack Roslovic	C	65	13	35	46	-17	22	136	9.6	Darren Kramer	LW	42	3	1	4	-9	89	35	8.6
Kyle Connor	LW	52	25	19	44	-8	14	151	16.6	Janson Harkins	C	4	2	2	4	3	4	6	33.3
Dan DeSavo	C	66	18	22	40	-16	30	126	14.3	Bryan Moore	LW	2	0	0	0	1	0	2	0
Chase De Leo	C	69	14	18	32	-22	12	161	8.7	Darcy Murphy	LW	8	1	1	2	-3	4	12	8.3
Kevin Czuczman	D	76	9	23	32	-23	46	190	4.7	Marko Dano	LW	6	0	2	-6	4	12	0	0
JC Lipon	RW	71	12	18	30	11	129	164	7.3	Jake Kulevich	O	11	0	2	-2	4	6	0	0
Patrice Cormier	C	69	13	16	29	10	101	112	11.6	Anthony Peluso	RW	22	0	2	2	2	6	26	0
Scott Kosmachuk	RW	58	11	17	28	-3	47	124	8.9	Nolan Zajac	O	1	1	0	1	2	0	1	100
Quinton Howden	LW	58	13	11	24	-1	10	97	13.4	Danick Gauthier	LW	2	1	0	1	-1	2	3	33.3
Brandon Kichton	D	63	1	22	23	-19	52	93	1.1	Rob Flick	LW	5	1	0	-1	-1	7	6	16.7
Scott Glennie	RW	45	7	13	20	-9	34	61	11.5	Elgin Pearce	LW	3	0	1	1	1	0	2	0
Peter Stoykevych	D	72	5	15	20	6	47	128	3.9	Luke Green	O	4	0	1	1	1	0	0	0
Brandon Lemieux	LW	61	12	7	19	-16	130	120	10	Michael Spasock	C	4	0	1	1	-1	8	5	0
Jimmy Lodge	RW	63	8	10	18	-10	34	66	12.1	Jake Baker	O	15	0	1	1	4	30	11	0
Brian Strait	D	58	2	12	14	-4	36	84	2.4	Kyle Kessy	LW	16	0	1	-2	-16	5	0	0
Nelson Nogier	D	60	2	11	13	-5	35	87	2.3	Eric Cormier	G	51	0	1	1	0	0	0	0
Ryan Olsen	C	56	7	4	11	-9	54	67	10.4	Jiri Frenik	RW	1	0	0	0	0	0	2	0
Brandon Tanev	LW	23	2	7	9	-1	13	49	4.1	Adam Peskash	RW	1	0	0	0	0	2	0	0
Julien Melchior	D	40	2	6	8	8	18	89	2.2	Phil Brewer	RW	2	0	0	0	0	0	4	0
Jan Kostalek	D	60	2	5	7	-4	20	71	2.8	Tim Daly	O	2	0	0	0	0	2	4	0
Francis Beauvillier	LW	9	4	1	5	3	13	11	36.4	Jordan Hill	O	6	0	0	0	-2	0	4	0
Nic Potvin	C	9	4	1	5	4	4	20	20	Jamie Phillips	G	11	0	0	0	0	0	0	0
Andrew Copp	C	8	0	5	5	-1	4	13	0	Ondrej Pavelec	G	18	0	0	0	0	0	2	0

GOALTENDER STATISTICS

GOALTENDER	GP	MIN	GA	GAA	W	L	T	SVS	%	SO
Ondrej Pavelec	16	1059	49	2.76	8	7	2	538	0.97	0
Eric Cormie	51	2920	144	2.86	19	26	6	1369	0.906	3
Jamie Phillips	11	585	29	2.97	2	4	2	278	0.906	0
Totals	80	4564	222	2.82	29	37	10	2205	0.909	3



2017-18 SEASON SUMMARY (AHL)

SCHEDULE AND RESULTS

#	DATE	OPPONENT	SC	RES	RECORD	SOG	#	DATE	OPPONENT	SC	RES	RECORD	SOG
1	Oct. 6	at Grand Rapids	2-5	L	0-1-0-0	29-22	39	Jan. 14	Iowa	3-2	W	26-9-3-2	36-20
2	Oct. 7	at Grand Rapids	7-2	W	1-1-0-0	38-39	40	Jan. 19	Iowa	0-4	L	26-9-3-2	27-33
3	Oct. 13	Cleveland	3-4	L	1-2-0-0	29-33	41	Jan. 20	Iowa	1-5	L	26-10-3-2	39-32
4	Oct. 15	Cleveland	4-1	W	2-2-0-0	35-29	42	Jan. 24	at Belleville	4-1	W	27-10-3-2	29-24
5	Oct. 20	at Iowa	2-3	L	2-3-0-0	28-30	43	Jan. 26	at Laval	4-1	W	28-10-3-2	30-40
6	Oct. 21	at Iowa	4-2	W	3-3-0-0	27-26	44	Jan. 27	at Laval	5-2	W	29-10-3-2	26-34
7	Oct. 25	at Chicago	3-1	W	4-3-0-0	26-37	45	Feb. 2	at Rockford	4-3	OTW	30-10-3-2	50-40
8	Oct. 27	Belleville	3-4	SOL	4-3-1-1	39-28	46	Feb. 3	at Milwaukee	5-1	W	31-10-3-2	47-40
9	Oct. 28	Belleville	2-3	OTL	4-3-1-1	39-37	47	Feb. 6	at Milwaukee	2-3	SOL	31-10-3-3	33-33
10	Nov. 1	at Bakersfield	2-5	L	4-4-1-1	35-30	48	Feb. 7	at Grand Rapids	2-4	L	31-11-3-3	27-39
11	Nov. 3	at Stockton	4-1	W	5-4-1-1	29-41	49	Feb. 9	at Cleveland	4-2	W	32-11-3-3	20-33
12	Nov. 4	at Bakersfield	2-1	OTW	6-4-1-1	35-32	50	Feb. 11	at Cleveland	2-3	OTL	32-11-3-3	26-45
13	Nov. 8	at Stockton	4-1	W	7-4-1-1	32-36	51	Feb. 15	Grand Rapids	0-1	L	32-12-4-3	29-38
14	Nov. 11	at San Jose	5-2	W	8-4-1-1	21-38	52	Feb. 17	Grand Rapids	0-5	L	32-13-4-3	38-42
15	Nov. 12	at San Jose	1-4	L	8-5-1-1	18-25	53	Feb. 19	Milwaukee	2-3	L	32-14-4-3	32-26
16	Nov. 15	Chicago	3-2	W	9-5-1-1	31-44	54	Feb. 21	Milwaukee	6-3	W	33-14-4-3	32-31
17	Nov. 17	Chicago	6-4	W	10-5-1-1	31-41	55	Feb. 24	Chicago	2-0	W	34-14-4-3	39-33
18	Nov. 19	Laval	5-2	W	11-5-1-1	37-29	56	Feb. 25	Chicago	2-5	L	34-15-4-3	38-33
19	Nov. 21	Laval	3-2	SOW	12-5-1-1	37-28	57	Mar. 3	Iowa	5-4	OTW	35-15-4-3	33-22
20	Nov. 24	at Grand Rapids	3-1	W	13-5-1-1	39-38	58	Mar. 4	Iowa	3-4	L	35-16-4-3	39-28
21	Nov. 25	at Milwaukee	3-0	W	14-5-1-1	23-30	59	Mar. 7	at Milwaukee	2-3	SOL	35-16-4-4	26-23
22	Nov. 28	at Rockford	8-1	W	15-5-1-1	36-46	60	Mar. 10	at Chicago	2-1	W	36-16-4-4	22-23
23	Nov. 30	Cleveland	7-1	W	16-5-1-1	25-35	61	Mar. 11	at Iowa	3-4	L	36-17-4-4	37-28
24	Dec. 2	Cleveland	4-0	W	17-5-1-1	30-27	62	Mar. 14	at Iowa	6-3	W	37-17-4-4	31-25
25	Dec. 9	Milwaukee	3-4	SOL	17-5-1-2	26-26	63	Mar. 16	at San Antonio	3-2	OTW	38-17-4-4	21-34
26	Dec. 10	Milwaukee	6-1	W	18-5-1-2	43-33	64	Mar. 17	at Iowa	4-6	L	38-18-4-4	30-26
27	Dec. 15	at Belleville	7-3	W	19-5-1-2	33-27	65	Mar. 20	at San Antonio	2-4	L	38-19-4-4	34-16
28	Dec. 16	at Toronto	2-1	W	20-5-1-2	27-40	66	Mar. 22	Stockton	4-1	W	39-19-4-4	30-22
29	Dec. 17	at Toronto	5-1	W	21-5-1-2	27-28	67	Mar. 24	Stockton	1-3	L	39-20-4-4	30-34
30	Dec. 21	San Antonio	7-2	W	22-5-1-2	40-35	68	Mar. 26	Rockford	2-4	L	39-21-4-4	34-29
31	Dec. 22	San Antonio	3-1	W	23-5-1-2	31-37	69	Mar. 28	Rockford	3-4	L	39-22-4-4	24-28
32	Dec. 30	San Jose	2-3	L	23-6-1-2	26-26	70	Mar. 30	Toronto	2-3	L	39-23-4-4	27-28
33	Dec. 31	San Jose	5-2	W	24-6-1-2	38-23	71	Mar. 31	Toronto	4-5	L	39-24-4-4	32-36
34	Jan. 5	at Chicago	4-4	OTL	24-8-2-2	24-34	72	April 6	Bakersfield	4-1	W	40-24-4-4	31-24
35	Jan. 6	at Iowa	4-3	W	25-8-2-2	26-32	73	April 8	Bakersfield	3-4	L	40-25-4-4	23-27
36	Jan. 8	Grand Rapids	2-3	OTL	25-8-3-2	35-33	74	April 12	at Cleveland	4-0	W	41-25-4-4	35-13
37	Jan. 10	Grand Rapids	1-5	L	25-7-3-2	33-31	75	April 13	at Cleveland	1-3	L	41-26-4-4	26-22
38	Jan. 13	Iowa	4-5	L	25-8-3-2	49-34	76	April 15	at Chicago	3-1	W	42-26-4-4	30-24

* Game decided in a shootout - When two figures are given, Moose total is first

INDIVIDUAL STATISTICS

PLAYER	POS	GP	G	A	PTS	+/-	PIM	SH	PCT	PLAYER	POS	GP	G	A	PTS	+/-	PIM	SH	PCT
Mason Appleton	RW	76	22	44	66	14	57	180	11.6	Jan Kostalek	D	37	6	1	7	5	16	53	11.3
Sami Niku	D	76	16	38	54	17	30	139	11.5	Kyle Connor	LW	4	3	2	5	1	0	19	15.8
Buddy Robinson	RW	74	25	28	53	17	64	204	12.3	Darren Kramer	LW	26	3	0	3	2	47	20	15
Nic Petan	C	52	15	37	52	15	24	113	13.3	Jake Kulich	D	33	0	3	3	9	15	29	0
Patrice Cormier	C	69	22	21	43	25	126	112	19.6	C.J. Suess	LW	6	1	1	2	2	2	5	20
Brandon Lemieux	LW	51	19	24	43	10	170	152	12.5	Elgin Pearce	C	7	1	1	2	5	6	3	28
Mike Sgarbassa	C	68	16	24	40	8	88	100	16	Brett Welychka	RW	8	1	1	2	-1	2	3	33.3
JC Lipon	RW	68	17	21	38	12	103	138	12.3	Jimmy Lodge	RW	6	0	1	1	-1	2	2	0
Michael Spasok	C	70	17	21	38	-6	24	111	15.3	Nelson Noger	D	13	0	1	1	1	4	10	0
Jack Roslovic	C	32	15	20	35	16	8	78	19.2	Eric Cormie	G	34	0	1	1	0	0	0	0
Chase De Leo	LW	69	12	23	35	7	31	166	7.2	Jacob Cederholm	D	1	0	0	0	0	0	1	0
Cameron Schilling	D	71	6	26	32	25	27	168	3.6	Chris Dienes	D	1	0	0	0	0	0	0	0
Peter Stoykewych	D	70	9	18	27	28	44	119	7.6	Mark Flood	D	1	0	0	0	-3	2	1	0
Brody Sutter	C	58	8	10	18	4	22	92	8.7	Kate Kessy	LW	1	0	0	0	0	0	5	0
Julien Melchiori	D	49	4	10	14	14	15	65	6.2	Steve Masson	G	1	0	0	0	0	0	0	0
Cam MacIsaac	RW	67	7	6	13	3	24	77	9.1	Colton Phinney	G	1	0	0	0	0	0	0	0
Janssen Harkins	C	46	2	11	13	6	17	37	5.4	Matt Ustaski	LW	1	0	0	0	-1	0	0	0
Knifl Gottovesti	D	57	1	12	13	10	47	49	2	Justin Woods	D	1	0	0	0	0	0	0	0
Tucker Poolman	D	17	1	9	10	-2	4	38	2.6	Garrett Meurs	RW	3	0	0	0	1	0	6	0
Francis Beaumiller	LW	43	2	6	8	1	24	40	5	Jamie Phillips	G	16	0	0	0	0	0	17	0
Charles David Beaudin	D	36	1	7	8	6	25	31	3.2	Michael Hutchinson	G	26	0	0	0	0	0	2	0

GOALTENDER STATISTICS

GOALTENDER	GP	MIN	GA	GAA	W	L	T	SVS	%	SO
Michael Hutchinson	26	1561	57	2.08	17	5	4	777	0.935	2
Eric Cormie	34	2025	84	2.58	18	13	3	947	0.916	2
Jamie Phillips	16	871	40	2.76	6	7	1	415	0.912	0
Steve Masson	1	64	4	3.73	1	0	0	22	0.916	0
Colton Phinney	1	34	3	5.29	0	1	0	14	0.924	0
Totals	78	4600	194	2.53	42	26	4	2171	0.918	4



2018-19 SEASON SUMMARY (AHL)

SCHEDULE AND RESULTS

#	DATE	OPPONENT	SC	RES	RECORD	SOG	#	DATE	OPPONENT	SC	RES	RECORD	SOG
1	Oct. 5	@ Iowa	1-4	L	1:0-0	22-27	39	Jan. 19	San Antonio	4-1	W	18-18-21	29-38
2	Oct. 7	@ Iowa	1-8	L	0:2-0	27-42	40	Jan. 20	San Antonio	4-2	W	19-18-21	17-31
3	Oct. 12	Belleveille	2-1	W	1:2-0	30-31	41	Jan. 23	@ Grand Rapids	1-2	OTL	19-18-31	30-36
4	Oct. 13	Belleveille	2-6	L	1:3-0	35-34	42	Jan. 25	@ Rockford	3-4	SOLO	19-18-32	28-35
5	Oct. 19	San Antonio	4-1	W	2:3-0	30-35	43	Jan. 26	@ Milwaukee	2-8	L	19-18-32	27-31
6	Oct. 21	San Antonio	6-3	W	3:3-0	32-36	44	Feb. 1	@ Milwaukee	3-2	OTW	20-18-32	28-29
7	Oct. 27	@ Milwaukee	1-4	L	3:4-0	24-41	45	Feb. 2	@ Chicago	2-5	L	20-18-32	26-29
8	Oct. 28	@ Rockford	2-1	SOLO	4:4-0	38-36	46	Feb. 6	@ Grand Rapids	1-2	L	20-21-32	21-32
9	Oct. 30	@ Milwaukee	2-1	OTW	5:4-0	40-30	47	Feb. 9	Ilexas	3-2	W	21-21-32	26-32
10	Nov. 2	Chicago	5-4	W	6:4-0	28-36	48	Feb. 10	Ilexas	2-0	W	22-21-32	33-34
11	Nov. 3	Chicago	1-4	L	6:5-0	30-28	49	Feb. 13	Chicago	4-2	W	23-21-32	29-22
12	Nov. 8	Grand Rapids	1-4	L	6:6-0	27-39	50	Feb. 15	Chicago	3-2	W	24-21-32	23-40
13	Nov. 10	Grand Rapids	6-2	W	7:6-0	31-40	51	Feb. 17	Milwaukee	5-6	L	24-23-32	32-35
14	Nov. 13	@ San Antonio	0-5	L	7:7-0	16-29	52	Feb. 18	Milwaukee	3-2	W	25-23-32	27-31
15	Nov. 14	@ Texas	5-4	W	8:7-0	20-30	53	Feb. 20	@ Toronto	3-4	L	25-23-32	30-29
16	Nov. 17	@ Grand Rapids	2-3	OTL	8:7-0	18-25	54	Feb. 22	@ Laval	1-3	L	25-24-32	24-23
17	Nov. 18	@ Chicago	2-4	L	8:8-1	18-43	55	Feb. 23	@ Laval	1-3	L	25-25-32	32-22
18	Nov. 23	Iowa	4-3	OTW	9:8-1	33-40	56	Feb. 27	@ Toronto	3-2	W	26-25-32	33-26
19	Nov. 24	Iowa	2-3	L	9:9-1	38-28	57	Mar. 1	@ Belleville	3-2	OTW	27-25-32	28-36
20	Nov. 28	@ San Diego	5-1	W	10:9-1	24-32	58	Mar. 2	@ Belleville	0-4	L	27-26-32	27-35
21	Nov. 30	@ San Diego	1-2	L	10:10-1	14-34	59	Mar. 9	Rockford	3-1	W	28-26-32	25-34
22	Dec. 1	@ Bakersfield	0-4	L	10:11-1	25-41	60	Mar. 10	Rockford	2-1	OTW	29-26-32	28-33
23	Dec. 5	@ Bakersfield	3-4	L	10:12-1	32-31	61	Mar. 13	Ilexas	4-3	W	30-26-32	24-23
24	Dec. 7	@ Stockton	2-1	W	11:12-2	16-42	62	Mar. 15	Ilexas	4-5	OTL	30-26-42	42-30
25	Dec. 8	@ Stockton	2-3	OTL	11:12-2	29-46	63	Mar. 17	San Diego	1-4	L	30-27-42	38-37
26	Dec. 14	Toronto	2-7	L	11:13-2	28-45	64	Mar. 19	San Diego	1-3	OTW	31-27-42	29-39
27	Dec. 15	Toronto	1-5	L	11:14-2	27-27	65	Mar. 22	@ Colorado	2-0	W	32-27-42	24-33
28	Dec. 21	Grand Rapids	1-4	L	11:15-2	28-28	66	Mar. 23	@ Colorado	3-2	OTW	33-27-42	31-37
29	Dec. 22	Grand Rapids	1-3	L	11:16-2	26-27	67	Mar. 27	@ Texas	2-3	L	33-28-42	27-32
30	Dec. 30	Colorado	4-0	W	12:16-2	30-38	68	Mar. 29	@ San Antonio	2-1	W	34-28-42	28-26
31	Dec. 31	Colorado	4-1	W	13:16-2	27-32	69	Mar. 30	@ San Antonio	3-4	OTL	34-28-52	35-24
32	Jan. 2	@ San Antonio	1-3	L	13:17-2	32-35	70	Apr. 2	Bakersfield	3-1	W	35-28-52	27-41
33	Jan. 4	@ Texas	1-3	L	13:18-2	35-31	71	Apr. 3	Bakersfield	3-2	W	36-28-52	27-31
34	Jan. 5	@ Texas	3-2	SOLO	14:18-2	34-28	72	Apr. 6	Stockton	1-0	W	37-28-52	31-26
35	Jan. 10	Laval	4-0	W	15:18-2	27-35	73	Apr. 7	Stockton	2-6	L	37-28-52	38-34
36	Jan. 12	Laval	5-6	SOLO	15:18-2	34-37	74	Apr. 12	@ Grand Rapids	4-1	W	38-29-52	28-29
37	Jan. 14	Milwaukee	3-2	OTW	16:18-2	42-36	75	Apr. 13	@ Chicago	2-4	L	38-30-52	41-22
38	Jan. 16	Chicago	4-2	W	17:18-2	27-33	76	Apr. 14	@ Chicago	6-2	W	39-30-52	35-16

* Game decided in a shootout - When two figures are given, Moose total is first

INDIVIDUAL STATISTICS

PLAYER	POS	GP	G	A	PTS	+/-	PIM	SH	PCT	PLAYER	POS	GP	G	A	PTS	+/-	PIM	SH	PCT	
Seth Griffith	RW	69	16	41	57	-12	30	119	13.4	Ryan White	RW	27	5	2	7	-4	57	36	13.9	
Logan Shaw	C	63	27	19	46	-25	38	152	17.8	Cam MacIsaac	C	38	2	5	7	7	12	30	6.7	
Michael Spasok	C	74	10	31	41	-7	32	104	9.6	Charles David Besaudin	D	57	1	6	7	-2	44	58	1.7	
Mason Appleton	RW	40	15	17	32	-5	24	107	14	Ty McGinn	LW	26	2	4	6	-3	38	25	8	
Jansen Harkins	LW	70	15	16	31	-2	37	83	18.1	Brent Pedersen	LW	29	4	1	5	-9	15	28	14.3	
Marco Dano	LW	51	12	18	30	-6	75	125	9.6	Luke Green	D	11	1	2	3	-5	10	12	8.3	
Cameron Schilling	JC	64	6	23	29	2	30	159	3.8	Chris Collins	C	9	2	0	2	3	6	7	28.6	
JC Lipon	RW	60	11	15	26	10	121	142	7.7	Johannes Kovacevic	D	1	1	1	2	2	2	1	100	
Tucker Poolman	D	43	5	20	25	4	10	72	6.9	Kamerin Nault	LW	1	1	1	2	2	2	5	20	
Logan Stanley	D	73	6	16	22	-9	70	150	4	Cole Meier	C	3	1	0	1	0	0	6	16.7	
Felix Girard	C	70	5	13	18	-3	85	88	5.6	Austin Carroll	RW	7	1	0	1	0	1	0	21	6
Skyler McKenzie	LW	47	8	8	16	6	28	60	13.3	Nic Kerdesley	LW	3	0	1	1	1	4	4	0	0
Peter Stoykewych	D	60	5	11	16	-7	39	127	3.9	Justin Woods	D	9	0	1	1	-4	2	4	0	0
Kristian Veselainen	LW	22	4	9	13	-1	10	31	12.9	Ken Appleby	G	10	0	1	1	0	6	0	0	0
C.J. Suess	C	26	8	4	12	-3	6	38	21.1	Dennis Everberg	RW	11	0	1	1	-3	4	11	0	0
Alexis O'Ausot	RW	42	7	5	12	-8	20	57	12.3	Jack Glover	D	1	0	0	0	0	0	0	1	0
Sami Niku	D	20	3	9	12	-6	14	38	7.9	Kale Kessy	LW	1	0	0	0	0	0	0	0	0
Jimmy Oligny	D	32	2	8	10	4	35	28	7.1	Logan Roe	D	1	0	0	0	0	0	0	0	0
Kristian Reichel	C	55	2	8	10	-3	14	58	3.4	Osajin Mingo	D	3	0	0	0	0	3	0	4	0
Nelson Njugier	D	74	1	8	9	-9	46	117	0.9	Jacob Cederholm	D	9	0	0	0	-1	4	2	0	0
Ernie Poirier	LW	24	3	5	8	-6	17	27	11.1	Michael Bardin	G	23	0	0	0	0	0	8	0	0
Hunter Fejes	LW	42	3	5	8	5	8	42	7.1	Eric Cormie	G	47	0	0	0	0	0	2	0	0

GOALTENDER STATISTICS

GOALTENDER	GP	MIN	GA	GAA	W	L	T	SVS	%	SO
Eric Cormie	47	2739	123	2.69	25	16	4	1358	0.917	2
Michael Bardin	23	1307	51	2.34	12	8	3	647	0.927	2
Ken Appleby	10	520	34	3.92	2	6	0	259	0.884	1
Totals	76	4613	217	2.82	39	30	5	2264	0.913	5



2019-20 SEASON SUMMARY (AHL)

SCHEDULE AND RESULTS

#	DATE	OPPONENT	SC	RES	RECORD	SOG	#	DATE	OPPONENT	SC	RES	RECORD	SOG
1	Oct. 4	@ San Antonio	1-2	L	0-1-0-0	23-35	32	Dec. 21	San Antonio	6-4	W	15-17-0-0	27-48
2	Oct. 5	@ Texas	5-3	W	1-1-0-0	36-29	33	Dec. 22	San Antonio	2-4	L	15-18-0-0	24-37
3	Oct. 11	Toronto	2-3	L	1-2-0-0	22-23	34	Dec. 29	Rockford	3-2	W	16-18-0-0	24-32
4	Oct. 12	Toronto	0-4	L	1-3-0-0	23-33	35	Dec. 31	Rockford	4-3	W	17-19-0-0	30-33
5	Oct. 18	Iowa	4-6	L	1-4-0-0	32-43	36	Jan. 3	Colorado	0-1	L	17-19-0-0	30-23
6	Oct. 19	Iowa	2-4	L	1-5-0-0	26-37	37	Jan. 4	Colorado	4-3	OTW	18-19-0-0	24-30
7	Oct. 25	@ Grand Rapids	1-4	L	1-6-0-0	37-22	38	Jan. 8	@ Rockford	1-4	L	18-20-0-0	21-32
8	Oct. 26	@ Chicago	0-4	L	1-7-0-0	25-19	39	Jan. 10	@ Grand Rapids	0-1	L	18-21-0-0	23-28
9	Nov. 2	Grand Rapids	5-3	W	2-7-0-0	26-32	40	Jan. 11	@ Grand Rapids	2-6	L	18-22-0-0	32-38
10	Nov. 3	Grand Rapids	7-4	W	3-7-0-0	37-21	41	Jan. 13	Belleville	3-5	L	18-23-0-0	26-40
11	Nov. 6	@ Milwaukee	4-6	L	3-8-0-0	26-37	42	Jan. 15	Belleville	3-2	OTW	19-23-0-0	37-34
12	Nov. 8	@ Rockford	4-0	W	4-8-0-0	28-41	43	Jan. 18	Laval	0-3	L	19-24-0-0	17-36
13	Nov. 9	@ Chicago	3-0	W	5-8-0-0	21-26	44	Jan. 19	Laval	5-1	W	20-24-0-0	23-41
14	Nov. 11	Texas	4-1	W	6-8-0-0	31-33	45	Jan. 24	@ Iowa	0-1	L	20-25-0-0	33-29
15	Nov. 13	Texas	2-1	W	7-8-0-0	18-37	46	Jan. 25	@ Iowa	3-4	L	20-26-0-0	36-35
16	Nov. 15	San Antonio	2-1	OTW	8-8-0-0	28-46	47	Jan. 31	@ Rockford	4-3	SOw	21-26-0-0	32-38
17	Nov. 17	San Antonio	5-2	W	9-8-0-0	33-37	48	Feb. 1	@ Chicago	2-5	L	21-27-0-0	32-25
18	Nov. 20	@ Belleville	2-1	W	10-8-0-0	27-39	49	Feb. 6	Chicago	3-2	W	22-27-0-0	37-27
19	Nov. 23	@ Toronto	2-4	L	10-9-0-0	34-22	50	Feb. 7	Chicago	0-2	L	22-28-0-0	25-24
20	Nov. 24	@ Toronto	1-4	L	10-10-0-0	32-29	51	Feb. 12	Rockford	1-2	L	22-29-0-0	29-27
21	Nov. 27	@ Milwaukee	3-6	L	10-11-0-0	29-30	52	Feb. 13	Rockford	2-5	L	22-30-0-0	35-21
22	Nov. 29	@ Grand Rapids	4-2	W	11-11-0-0	24-28	53	Feb. 15	Milwaukee	1-0	W	23-30-0-0	22-35
23	Nov. 30	@ Chicago	3-2	OTW	12-11-0-0	26-28	54	Feb. 17	Milwaukee	1-4	L	23-31-0-0	22-30
24	Dec. 3	@ Rockford	2-4	L	12-12-0-0	38-30	55	Feb. 19	@ Laval	5-4	SOw	24-31-0-0	30-31
25	Dec. 6	Chicago	3-1	W	13-12-0-0	23-27	56	Feb. 21	@ Laval	1-4	L	24-32-0-0	25-26
26	Dec. 7	Chicago	2-4	L	13-13-0-0	27-36	57	Feb. 22	@ Belleville	4-5	OTL	24-32-1-0	24-42
27	Dec. 11	@ Texas	1-3	L	13-14-0-0	27-23	58	Feb. 29	Chicago	3-3	OTW	25-32-1-0	37-22
28	Dec. 13	@ Texas	2-3	L	13-15-0-0	33-29	59	Mar. 1	Chicago	4-2	OTW	26-32-1-0	30-19
29	Dec. 14	@ San Antonio	4-2	W	14-15-0-0	22-43	60	Mar. 7	Iowa	4-3	SOw	27-32-1-0	36-36
30	Dec. 17	@ Colorado	3-5	L	14-16-0-0	36-29	61	Mar. 8	Iowa	2-3	L	27-33-1-0	33-25
31	Dec. 18	@ Colorado	4-10	L	14-17-0-0	20-42							

* Game decided in a shootout - When two figures are given, Moose total is first

** Season shortened due to COVID-19 pandemic

INDIVIDUAL STATISTICS

PLAYER	POS	GP	G	A	PTS	+/-	PIM	SH	PCT	PLAYER	POS	GP	G	A	PTS	+/-	PIM	SH	PCT
Seth Griffith	RW	58	21	20	41	-12	28	92	22.8	David Gustafsson	C	13	2	5	7	0	2	16	12.5
JC Lipon	RW	61	13	18	31	0	100	145	9.0	Joona Luoto	LW	18	0	4	4	-2	13	31	0.0
Jansen Harkins	C	30	7	24	31	4	28	49	14.3	Derek Hulak	LW	18	2	1	3	2	10	19	10.5
Kristian Vesalainen	LW	60	12	18	30	-16	10	121	9.9	Ryan White	C	21	2	1	3	-1	87	19	10.5
C.J. Suss	C	57	14	13	27	-5	33	81	17.3	Daniel Brickley	D	2	0	0	0	2	2	4	0.0
Leon Bewenke	D	46	4	22	26	-5	21	92	4.3	Mikhail Bardin	G	42	0	2	2	0	10	1	0.0
Andrej Chibisov	LW	53	7	18	25	-19	75	88	8.0	Danny Moynihan	LW	4	1	0	1	-1	0	4	25.0
Cameron Schilling	D	54	5	19	24	7	24	110	4.5	Luke Green	D	13	1	0	1	4	4	19	5.3
Skyler McKenzie	LW	58	9	14	23	-4	18	85	9.5	Nathan Todd	C	16	1	0	1	-1	2	20	5.0
Michael Spaczek	C	45	9	11	20	-14	2	72	12.5	Ville Heinola	D	3	0	1	1	-2	0	1	0.0
Kristian Raichel	RW	39	12	5	17	1	18	61	19.7	Mason Appleton	RW	4	0	1	1	-4	0	14	0.0
Jimmy Digny	D	53	4	12	16	-2	83	60	6.7	Alexis O'Acust	RW	4	0	1	1	2	2	7	0.0
Cole Meier	C	58	7	8	15	-7	12	81	8.6	Hunter Fejes	LW	7	0	1	1	-1	2	6	0.0
Emile Plante	LW	50	6	8	14	-7	48	59	10.2	Charles David Beaudoin	D	9	0	1	1	-1	11	8	0.0
Sami Niku	D	18	3	11	14	-6	12	19	15.8	Petar Stolykewych	D	12	0	1	1	-4	10	20	0.0
Johnathan Kovacevic	D	45	4	8	12	10	33	56	7.1	Adam Carlsson	G	2	0	0	0	0	0	0	0.0
Logan Stranley	D	44	3	7	10	-7	73	70	4.3	Bobby Lynch	F	3	0	0	0	-2	4	1	0.0
Brent Pedersen	LW	36	3	6	9	3	6	44	6.8	Griffin Outhouse	G	5	0	0	0	0	0	0	0.0
Nelson Nogier	D	58	1	8	9	-15	45	85	1.2	Hayden Shaw	D	9	0	0	0	-2	6	2	0.0
Logan Shaw	RW	16	4	3	7	-2	10	41	9.8	Eric Cormie	G	16	0	0	0	0	0	0	0.0

GOALTENDER STATISTICS

GOALTENDER	GP	MIN	GA	GAA	W	L	OTL	SVS	%	SO
Mikhail Bardin	42	2425	117	2.89	20	21	1	1176	0.910	2
Eric Cormie	16	931	39	2.51	6	9	0	438	0.918	1
Griffin Outhouse	5	178	11	3.70	1	1	0	62	0.862	0
Adam Carlsson	2	119	7	3.52	0	2	0	44	0.863	0
Totals	61	3689	190	3.08	27	33	1	1740	0.902	3



ROSTER BY NUMBER

1	BRISBOS, Bob 1997-98 1998-99 1999-00 2000-01 2002-03 2003-04 2003-04 2003-04 2006-06 2008-09 2008-10 2009-10 2011-12 2013-14 2014-20	CONAULT, Kevin 1997-98 1998-99 1999-00 2000-01 2001-02 2002-03 2003-04 2003-04 2006-06 2008-09 2008-10 2009-10 2011-12 2013-14 2014-20	7	WILSON, Steve 1997-98 1998-99 1999-00 2000-01 2001-02 2002-03 2003-04 2003-04 2006-06 2008-09 2009-10 2011-12 2013-14 2014-20	DRUKEN, Harold 2000-01 2001-02 2002-03 2003-04 2003-04 2006-06 2008-09 2009-10 2011-12 2013-14 2014-20	8	RODGERS, Marc 1999-00 2000-01 2001-02 2002-03 2003-04 2003-04 2006-06 2008-09 2009-10 2011-12 2013-14 2014-20	CLARK, Kevin 2011-13 2013-14 2014-17 2016-18	9	CLARK, Kevin 2011-13 2013-14 2014-17 2016-18	10	KONTOS, Chris 1996-97 1997-98 1998-99 2000-01 2001-02 2002-03 2003-06 2006-07 2006-07 2006-07 2006-07 2011-14 2014-15 2015-16 2016-17 2018-20	FRIDRICK, Joe 1997-98 1998-99 2000-01 2001-02 2002-03 2003-04 2004-05 2004-05 2007-08 2008-09 2009-10 2010-11 2011-12 2013-14 2014-15 2015-16 2016-17 2018-20	11	ARNEL, Scott 1996-99 2004-06 2005-06 2006-07 2006-07 2007-08 2007-11 2011-13 2015-16 2016-17 2017-20	SCHNIDER, Andy 1997-98 1998-99 1999-00 2000-01 2001-02 2001-02 2002-03 2003-04 2004-05 2005-06 2005-10	12	SCHNIDER, Andy 1997-98 1998-99 1999-00 2000-01 2001-02 2001-02 2002-03 2003-04 2004-05 2005-10	13	INTRAVUOLO, Ralph 1997-99 2000-01 2001-02 2002-04 2005-08 2012-13 2014-15 2015-17 2017-18 2018-20	GONEAU, Daniel 1997-99 2000-01 2001-02 2002-04 2005-08 2012-13 2014-15 2015-17 2017-18 2018-20	14	McGRORY, Scott 1997-98 1998-99 2000-01 2001-04 2001-04 2004-05 2005-06 2006-07 2006-07 2007-09 2008-10 2010-11 2011-15 2016-17 2017-18 2018-20	THOMLINSON, Steve 1997-98 1998-99 2000-01 2001-01 2001-04 2004-05 2005-06 2006-07 2007-09 2008-10 2010-11 2011-15 2016-17 2017-18 2018-20	15	GILLEN, Randy 1998-99 1998-99 2000-01 2001-04 2004-05 2005-15 2016-17	KENNEY, Sheldon 1998-99 1998-99 2000-01 2001-04 2004-05 2005-15 2016-17	16	DUTHE, Ryan 1996-97 1996-97 1996-97 1997-98 1998-99 1998-99 1999-00 2000-01 2001-02 2002-03 2003-04 2004-05 2005-06 2006-07 2007-08 2008-09 2009-10 2010-11 2011-16 2016-17 2018-19	MORRIS, Keith 1996-97 1996-97 1996-97 1997-98 1998-99 1998-99 1999-00 2000-01 2001-02 2002-03 2003-04 2004-05 2005-06 2006-07 2007-08 2008-09 2009-10 2010-11 2011-16 2016-17 2018-19	17	TALLAIRE, Sean 1997-98 1998-03 2003-05 2005-06 2006-09 2009-10 2009-10 2010-11 2011-12 2012-13 2013-14 2014-15 2015-18 2018-19	RICHLEY, Mike 1997-98 1998-03 2003-05 2005-06 2006-09 2009-10 2009-10 2010-11 2011-12 2012-13 2013-14 2014-15 2015-18 2018-19	18	DUBOIS, Eric 1997-00 1997-00 1999-00 2000-01 2001-03 2003-05 2005-06 2006-07 2006-08 2006-09 2006-09 2008-10 2010-11 2011-15 2016-17 2017-18 2018-19	FEARNS, Kent 1997-00 1997-00 1999-00 2000-01 2001-03 2003-05 2005-06 2006-07 2006-08 2006-09 2008-10 2010-11 2011-15 2016-17 2017-18 2018-19	19	ROMANUK, Russ 1997-98 1997-98 1997-98 1997-98 1998-00 2001-02 2002-03 2003-04 2004-07 2008-12 2012-13 2012-13 2013-15 2015-17 2017-18 2018-19	BURKETT, Michael 1997-98 1997-98 1997-98 1998-00 1999-01 2001-02 2002-03 2003-04 2004-07 2008-12 2012-13 2012-13 2013-15 2015-17 2017-18 2018-19	20	MORIN, Stephane 1996-97 1997-98 1998-99 1998-99 1999-00 1999-00 2000-01 2001-04 2004-05 2005-06 2006-08 2006-09 2010-11 2011-12 2012-13 2012-13 2015-16 2016-17 2017-18 2018-19	PIRODE, Brad 1996-97 1997-98 1998-99 1998-99 1999-00 1999-00 2000-01 2001-04 2004-05 2005-06 2006-08 2006-09 2010-11 2011-12 2012-13 2012-13 2015-16 2016-17 2017-18 2018-19	21	CHRISTIE, Jason 1996-97 1997-05 2001-12 2011-12 2012-13 2012-14 2014-16 2016-17 2017-18 2018-19	ROV, Jimmy 1997-05 2001-12 2011-12 2012-13 2012-14 2014-16 2016-17 2017-18 2018-19	22	CHAPMAN, Brian 1997-03 2004-07 2006-09 2006-09 2009-10 2010-11 2010-11 2010-11 2012-13 2012-13 2015-18 2018-19	SCHULTZ, Jesse 1997-03 2004-07 2006-09 2006-09 2009-10 2010-11 2010-11 2010-11 2012-13 2012-13 2015-18 2018-19
----------	---	---	----------	---	---	----------	---	--	----------	--	-----------	---	---	-----------	---	---	-----------	--	-----------	---	--	-----------	--	--	-----------	--	--	-----------	--	--	-----------	--	---	-----------	---	--	-----------	---	--	-----------	---	--	-----------	---	---	-----------	--	--

2020-21 MEDIA GUIDE



23

CHRISTIE, Jason
CHAPMAN, Brandon
WOOD, Dustin
SMEEK, Justin
GENOUR, Dan
HANSEN, Jenni
SCHROEDER, Jordan
WELLER, Shawn
ONELL, Will
FRERBERS, Rafals
PANCARELLA, Andrew
BLANDVIST, Axel
SPACEK, Michael

24

LODER, Jeff
CHAPMAN, Brian
PARROTT, Jeff
MACDONALD, Jason
HOLLINGER, Terry
BOUCHER, Philippe
BOUX, Tyler
LINDGREN, Mats
MORISON, Justin
DOIG, Jason
KEEFE, Adam
BLIGH, Chris
DURAND, Chris
LABELLE, Olivier
SCHNEIDER, Mathieu
McGINNIS, Ryan
KOSMANN, Zach
REIDMACHIK, Scott
MACLISE, Cam
HUIAK, Derek

25

KESA, Dan
SPASTNY, Yan
GAGNON, Aaron
RILEY, Blair
FRASER, Matt
JUTZ, Jon
SUESS, C.J.
DAND, Marko
SUESS, C.J.

26

JENSEN, Chris
CRONE, Calvin
THOMPSON, Scott
MONTGOMERY, Jim
REZANSOFF, Jesse
COPLEY, Randy
WARNER, Todd
LEEB, Brad
MARTYNYUK, Denis
PRONGER, Sean
FITZPATRICK, Chance
KELLY, Matt
KELMAN, Scott
SLDAN, Tyler
BROOKS, Brandon
HESKA, Shaun
McCUE, Matt
FERRAULT, Joel
MACWALLEN, Maxime
BLANCHARD, Nicolas
SERRILL, Brennan
FRANK, Ben
TANEY, Brandon
HARRONS, Janssen

27

ANDERSON, Shawn
BOWLER, Bill
PUNCHARD, Brett
ANGELSTAD, Mel
BROWN, Mike
HERPERGER, Chris
GRENER, Martin
GROUX, Danny
JUTZ, Matt
AFFRAY, Jason
EVERTONIS, Maxime
OBREG, Eren
SANDRA, Raymond
ONELL, Will
HARSTAD, Aaron
CZUCZMAN, Kevin
APPELTON, Masson

1996-97
2005-06
2006-07
2007-08
2008-09
2009-10
2009-10
2010-11
2010-11
2011-13
2014-15
2014-15
2014-15
2015-16
2016-20

1996-97
1997-98
1997-98
1998-00
1999-00
2000-01
2001-02
2002-03
2003-04
2003-04
2005-06
2006-07
2007-08
2007-08
2008-09
2009-10
2009-10
2010-11
2010-11
2011-13
2017-19
2019-20

1999-01
2009-10
2011-12
2013-15
2015-16
2015-16
2017-18
2017-18
16-17, 18-19
2019-20

1996-97
1997-98
1997-98
1999-00
1999-00
1999-00
2001-01
2001-02
2001-02
2001-03
2003-04
2004-05
2005-06
2005-06
2005-06
2006-07
2007-08
2007-08
2010-11
2011-13
2013-14
2015-16
2016-17
2016-17
2016-17
2018-20

1996-97
1997-00
1997-98
2000-01
2001-02
2002-03
2003-04
2004-05
2004-05
2004-05
2005-06
2005-06
2009-11
2011-13
2013-14
2013-14
2015-16
2015-16
2016-17
2017-20

ROY, Martin
FEARNS, Kent
MARTIN, Craig
BOWEN, Curtis
HANCOCX, Quinn
SHARPEY, Larry
RICHARDSON, Bruce
HELMER, Bryan
CABANA, Paul
CABANA, Bryan
CABANA, Paul
BEHNER, Marc-Andre
ST. CROIX, Chris
VINCHOLAT, Lawrence
CORMIER, Patrice
SHAW, Hayden

1996-97
1997-98
1998-00
1999-00
2000-01
2001-02
2002-03
2003-04
2003-04
2005-06
2006-07
2006-08
2008-09
2009-10
2009-10
2010-11
2012-13
2013-17
2017-19
2019-20
2019-20

1997-98
1998-99
2001-02
2002-03
2005-07
2006-07
2008-09
2009-10
2010-11
2011-13
2013-14
2014-15
2015-16
2016-18

1996-98
1998-99
1999-00
2000-01
2001-02
2002-03
2003-04
2003-04
2005-06
2006-07
2007-08
2008-09
2010-11
2011-13
2013-14
2014-15
2015-16
2016-18

1997-98
1998-99
1999-00
2000-01
2001-02
2002-03
2003-04
2003-04
2005-06
2006-07
2007-08
2008-09
2010-11
2011-13
2012-13
2013-14
2015-16
2016-17
2019-20

28

1996-97
1997-98
1997-98
1999-99
1999-00
1999-00
2000-01
2001-02
2001-02
2002-03
2003-04
2005-07
2008-09
2009-10
2010-11
2011-13
2019-20

29

1996-97
1997-98
1998-99
2000-01
1999-00
2000-01
2001-02
2003-04
2003-04
2005-06
2006-07
2006-08
2008-09
2009-10
2009-10
2010-11
2012-13
2013-17
2017-19
2019-20
2019-20

30

1997-98
1998-99
2001-02
2002-03
2005-07
2006-07
2008-09
2009-10
2010-11
2011-13
2013-14
2014-15
2015-16
2016-18

31

1996-98
1998-99
1999-00
2000-01
2001-02
2002-03
2003-04
2003-04
2005-06
2006-07
2007-08
2008-09
2010-11
2011-13
2013-14
2014-15
2015-16
2016-18

32

1997-98
1998-99
1999-00
2000-01
2001-02
2002-03
2003-04
2003-04
2005-06
2006-07
2007-08
2008-09
2010-11
2011-13
2012-13
2013-14
2015-16
2016-17
2019-20

33

WILSON, Carey
RIAAK, Mike
SWANSON, Kevin
MICHAUD, Alfie
REDDICK, Stan
McVICAR, Robert
FLAHERTY, Wade
KLUKORUA, Jussi
HUTCHINSON, Michael
ARMA, Joel
PEEKACH, Adam
CEDERHOLM, Jacob

34

SHARPEY, Larry
BRENDELIN, Nick
MOORE, Jason
NELSEN, Chris
SMITH, Tom
McVICAR, Robert
ELIUS, Julian
ROUTIN, Jonathan
LIPON, JC

35

ELDER, Brian
PARENT, Rich
SHULMISTRA, Richard
ARSENAULT, Dave
GENK, Jason
BRIERE, Steve
MILLER, Aaron
BROUSSAL, Martin
FICHAUD, Eric
ALLO, Alex
DUJELT, Maxime
SCHNEIDER, Gary
MASON, Steve
APPAREY, Ken
OUTHOUSE, Griffen

36

THOMAS, Scott
CRAIGHEAD, John
GREEN, Josh
CHARTER, Christian
COZY, Kelly
BOUX, Tyler
GALIC, Milan
SOARES, Josh
ELINGTON, Taylor
TREMELAY, Hunter
BRETON, Justin
NOBER, Nelson

37

RIENDEAU, Vincent
DUBOIS, Jonathan
ROSATI, Mike
MOORE, Barrie
POUDRIAN, Jason
TROPPER, Marc
COPLEY, Randy
MORRISON, Justin
KAKOS, Dallas
COHEN, Lee
BENNETT, Brandon
ROOPLAND, Darryll
FOX, Jordan
WALSKY, Eric
LEMEUX, Francis
RYPEN, Rick
HELLEBOYCK, Connor
PEDERSEN, Brent

38

RICHTER, Barry
PARETTE, Andre
LEEB, Brad
BELOIN, Sylvain
ARAUJO, David
McNEER, Nathan
TREMELAY, Yannick
BALLO, Greg
MELANSON, Mathieu
BALLO, Greg
SMITH, Darryl
SEXTON, Dan
COLLINS, Dusty
BUSHEE, Kyle
SCHNELL, Ryan
ANGELL, Danik
MOORE, Bryan
BEAUVILLIER, Francis
SHAW, Logan

1996-97
1997-01
2001-02
2002-03
2002-03
2003-04
2004-07
2012-13
2013-14
2014-15
2016-17
2017-19

1999-00
2001-02
2001-02
2002-03
2003-04
2004-06
2006-08
2008-09
2013-20

1997-98
1997-98
1998-99
1998-99
1999-00
2000-01
2000-01
2001-02
2001-02
2002-05
2002-05
2007-10
2007-10
2017-18
2018-19
2018-20

1997-01
2002-03
2004-05
2005-06
2005-06
2005-07
2007-08
2008-09
2008-10
2012-13
2015-16
2016-20

1996-97
1998-99
1998-99
2000-01
2000-01
2000-01
2000-01
2001-03
2003-04
2003-04
2004-07
2007-08
2007-08
2009-09
2009-09
2010-11
2010-11
2014-16
2016-20

1996-97
1998-99
1996-97
2004-07
2007-08
2007-08
2009-09
2009-09
2009-10
2010-11
2010-11
2014-16
2016-20

1998-00
2002-03
2001-02
2002-03
2004-05
2005-06
2006-07
2007-08
2007-08
2007-08
2008-09
2008-09
2009-10
2009-10
2010-11
2010-11
2012-14
2015-16
2016-17
2016-17
2018-20

39

STRACHAN, Wayne
STONER, Troy
YOUNG, B.J.
COPPING, Jason
PRIDDEN, Josh
DERJALD, Mark
BRANDT, Andy
RANKIN, Ewan
MCCUTCHEON, Mark
TROTTER, Brock
DESALVO, Dan
HUTCHINSON, Michael
GRIFFITH, Seth

ENGBAM, Gustav
GALIC, Milan
GRABNER, Michael
BRANDT, Andy
LACIVALE, Eddie
PYLON, Kevin
WILSON, Tyson
BERON, Mikhail

40

2005-06
2006-07
2007-10
2010-11
2011-14
2014-16
2015-16
2016-20

41

SALAJKO, Jeff
ST. CROIX, Chris
LUTZ, Nathan
COLUMBIE, Patrick
MAY, Scott
DESBIENS, Guillaume
ZUREWINSKI, Scott
SRI, Cindy
HOLLAND, Patrick
DEHMAN, Brandon
CONNOR, Kyle
CARROLL, Justin
MNER, Cole

42

1999-00
2000-01
2004-05
2005-06
2007-08
2008-09
2008-09
2008-10
2011-14
2015-20

43

2003-06
2007-09
2008-09
2009-10
2010-11
2011-12
2016-18
2018-20

44

BEAULIEU, Corey
MOORE, Dean
MUELLER, Brian
JOHNSON, Craig
SHAW, Jason
DOLL, Doug
DEMONANS, Trevor
SHMYR, Jason
BROCKBANK, Wade
ATKEN, Johnathan
COLE, Phil
GROUX, Danny
MARWELL, Tommy

2008-11
2010-11
2012-18
2018-19
2019-20
2003-04
2006-07
2007-08
2008-09
2008-10
2010-11
2011-12
2012-13
2014-15
2015-16
2016-17
2016-17
2018-20

45

NILAN, Brandon
HESKA, Shaun
DICKENSON, Lou
FISTRIC, Mark
LEBLANC, Derek
SAUVE, Yann
MARTO, Jake
TOUSIGNANT, Mathieu
BECK, Colton
LODGE, Jimmy
ESCORREDO, Sean
MURPHY, Darcy
GAUTHER, Danick
GREEN, Luke

2020-21 MEDIA GUIDE



<p>46</p> <p>SCHULZ, David HOMES, Scott MURRAY, Garth HARRIS, Grant ZAJAC, Nolan PEARCE, Eign McSWIN, Tye COLLINS, Chris UNICH, Bobby</p> <p>47</p> <p>FITZGERALD, Rusty ORSJUT, Jaroslav TARDIF, Jamie GANZAK, Mitch VIGLANTE, Mike FITZGERALD, Zack WAUGH, Geoff KAUNSTIG, Ray LOWRY, Adam STRAV, Brian BEAUDOIN, Charles David</p>	<p>2007-08 2008-09 2010-11 2015-16 2016-17 2016-18 2016-18 2018-19 2018-19 2019-20</p> <p>1989-01 2002-04 2006-07 2007-08 2007-08 2008-09 2009-11 2012-13 2012-14, 2015-16 2016-17 2017-20</p>	<p>48</p> <p>DEGRAY, Dale ESTRADA, Kevin OBERG, Evan PAINCHAUD, Chad HILL, Jordan SCHNEIDER, Stefan KUNZBERG, Carl LEMEUX, Brendan CHIRKOV, Andrei</p> <p>49</p> <p>KULTISOV, Kirill LYSAK, Brett BOUDUC, Alexandre BUSHEE, Kyle MAXWELL, Ben EHRLHARDT, Travis BROUILLETTE, Julien FRONIK, Jiri DIENES, Chris KESSY, Kale FELES, Hunter</p>	<p>1986-88 2007-08 2009-09 2009-09 2009-10 2009-10 2010-11 2011-15 2015-18 2019-20</p> <p>2003-05 2005-06 2005-11 2011-12 2011-13 2013-14 2014-15 2015-16 2017-18 2018-19 2018-20</p>	<p>50</p> <p>MOSCEVSKY, Yuri GREGORE, Jason BRASSARD, Auston ROSSIOLVIC, Jack WHITE, Ryan</p> <p>52</p> <p>KESA, Dan BUTENISCHON, Sven SHROKOV, Sargis</p> <p>53</p> <p>RIVARD, J.F.</p> <p>55</p> <p>ALLISON, Scott BICANEK, Radim VOLLKUK, Eric REID, Brandon BLUDAK, Mario</p>	<p>2005-06 2011-13 2013-16 2016-18 2018-20</p> <p>1999-00 2005-06 2009-11</p> <p>1997-98</p> <p>1986-97 1997-98 1999-00 2002-04 2008-11</p>	<p>71</p> <p>HOLDEN, Josh ANDERSSON, Jonas</p> <p>75</p> <p>GENAZIC, Cal</p> <p>81</p> <p>FEDOROV, Fedor</p> <p>89</p> <p>PANKOWICZ, Greg</p> <p>94</p> <p>KIROVYUK, Alex</p>	<p>2001-02 2010-11</p> <p>2000-01</p> <p>2001-04</p> <p>1986-98</p> <p>1986-97</p>
---	--	--	---	---	---	--	--



ALL-TIME ROSTER

A	POS	GP	G	A	PTS	+/-	PIM	Years	C	POS	GP	G	A	PTS	+/-	PIM	Years
AERSCHEER, David	G	31	0	0	0	2		2011-12	CABANA, Paul	RW	5	0	1	1	4		01 02/03-04
AITKEN, Johnathan	D	46	1	6	7	4	101	2004-05	CALDER, Shane	RW	1	0	0	0	0		1989-90
ALBERT, John	C	283	68	67	155	5	104	2011-16	CAMPBELL, Jim	C	10	1	3	4	-5	10	1989-90
ALLEN, Bryan	D	75	7	19	26	4	125	2001-03	CARLSON, Adam	G	2	0	0	0	0		2019-20
ALLEN, Scott	LW	42	4	12	16	-6	140	1986-97	CARROLL, Justin	RW	7	1	0	1	0	21	2018-19
AMADIO, Greg	D	1	0	0	0	0		2004-05	CARROZZI, Chris	G	5	0	1	1	0		2011-13
ANDERSON, Shawn	D	17	2	7	9	-1	5	1986-97	CECHTERO, Jacob	D	10	0	0	0	-1	4	2017-19
ANDERSSON, Jonas	LW	20	5	6	11	5	16	2010-11	CENTOMO, Sebastien	G	12	0	1	1	0		2005-06
ANGELL, Dank	RW	10	1	2	3	-1	2	2015-16	CHAPMAN, Brian	D	447	23	135	158	47	725	1997-03
ANGELSTAD, Mel	LW	67	1	5	6	2	232	2000-01	CHARIER, Christian	D	1	0	0	0	0		2005-06
APPLEBY, Ken	G	10	0	1	1	0	6	2018-19	CHAROT, Ben	D	168	12	31	43	18	217	2011-15
APPLETON, Messon	RW	120	37	62	99	5	81	2017-20	CHIBISOV, Andrei	LW	53	7	18	25	-19	75	2019-20
ARMIA, Joel	RW	39	5	11	16	3	38	2014-16	CHOUINARD, Marc	C	13	3	1	4	1	5	2006-07
ARNIEL, Scott	LW	222	67	104	171	-16	233	1986-99	CHRIBISOV, Andrei	C	6	2	0	2	2	0	2009-10
ARSENIE, Dean	D	69	1	10	11	-8	98	2012-13	CHRISTIE, Jason	RW	88	16	27	43	-4	76	1986-98
ASPENLUND, Josh	RW	22	0	5	5	0	26	2010-11	CHUBAROV, Artem	C	19	7	12	19	8	4	2001-02
AST, Doug	C	62	15	23	38	-6	77	2000-01	CIPOLLA, Jason	C	67	12	21	33	-1	58	2001-02
AULD, Alex	G	148	0	3	3	0	10	2001-05	CLARK, Kevin	RW	180	26	30	56	4	117	2009-13
B	POS	GP	G	A	PTS	+/-	PIM	Years	CLARK, Matt	D	1	0	0	0	0	0	2009-10
BAKER, Jake	D	24	1	2	3	2	59	2015-17	CLAESSENS, Greg	C	77	11	15	26	-10	67	2007-08
BALEJ, Jozef	RW	55	18	24	42	2	30	05-06/07-08	COLE, Phil	D	1	0	0	0	1	0	2006-07
BAULSY, Chase	LW	73	21	23	44	-9	30	2014-15	COLLES, Bruce	LW	11	1	3	4	4	6	1988-89
BAUMGARTNER, Nolan	D	385	41	144	185	20	352	02-05/07-11	COLLINS, Chris	C	9	2	0	2	3	6	2018-19
BEAUA, Ryan	RW	59	13	25	38	6	52	2005-06	COLLINS, Dusty	C	107	10	3	13	-8	139	2008-11
BEAUCHEMIN, Rejean	G	2	0	0	0	0	0	2009-10	COMRIE, Eric	G	199	0	2	2	0	0	2013-20
BEAUDIN, Charles David	D	102	2	14	16	3	80	2017-20	CONNATON, Kevin	D	73	11	12	23	-11	51	2010-11
BEAULIEU, Corey	D	6	0	0	0	-5	14	1986-97	CONNOR, Kyle	LW	56	28	21	49	-7	14	2016-18
BEAUVILLIER, Francis	LW	52	6	7	13	4	37	2016-18	COPELEY, Randy	LW	3	0	1	1	0	2	2000-01
BECK, Dalton	RW	3	0	0	0	0	0	2013-14	COPP, Andrew	C	8	0	5	5	-1	4	2016-17
BEECHER, Tyler	F	5	0	0	0	-1	2	2008-07	CORBIER, Patrice	C	402	96	99	195	2	616	2011-18
BENAZIC, Cal	D	22	0	2	2	1	40	2000-01	CORNELL, Mike	D	15	2	2	4	-4	49	2014-15
BENEDICT, Brandon	C	1	0	0	0	0	0	2007-08	COULLOMBE, Patrick	D	46	3	6	9	-9	22	2006-08
BERDIN, Mikhail	G	65	0	2	2	0	18	2018-20	CRAIG, Matt	C	11	1	1	2	-2	4	2005-07
BERNER, Marc-Andre	RW	39	1	1	2	-6	23	2005-07	CRAIGHAD, John	RW	47	5	10	15	3	109	2002-03
BESKOROWANY, Tyler	G	12	0	1	1	0	0	2013-14	CROWE, Calvin	LW	1	0	0	0	0	0	1997-98
BICANEK, Radim	D	42	1	7	8	-2	52	1987-98	CRUTHERS, Ryan	F	12	3	1	4	-1	11	2010-11
BIEKSA, Kevin	D	108	15	47	62	26	267	03-06/07-08	CULLEN, Mark	C	56	14	25	39	17	22	2008-09
BLANCHARD, Nicolas	LW	63	3	11	14	-8	81	2014-15	CULLITY, Patrick	D	14	0	2	2	-3	12	2012-13
BLANCHARD, Sean	D	7	0	0	0	0	4	2000-01	CYRENNE, Cory	C	91	11	28	39	6	39	1990-01
BLEIGHT, Chris	RW	11	0	2	2	-1	4	2007-08	CZUCZAK, Kevin	D	76	9	23	32	-23	46	2016-17
BLIZNAK, Mario	C	214	31	40	71	25	86	2008-09	CZUY, Kelly	RW	3	0	0	0	0	0	2005-06
BLOMQUIST, Axel	LW	33	1	4	5	-3	8	2015-16	D	POS	GP	G	A	PTS	+/-	PIM	Years
BLOUNT, Sylvain	LW	11	1	0	1	4	22	2003-04	DAVETILLA, Trent	LW	2	0	0	0	0	2	2011-12
BOHNDIGS, Lonny	C	63	18	33	51	0	45	2005-09	DALY, Tim	D	2	0	0	0	0	2	2016-17
BOUDOUC, Alexandre	C	233	45	62	107	22	327	2000-01	DANO, Marco	LW	57	12	20	32	-12	79	16-17/18-19
BONNI, Ryan	D	11	0	1	1	-6	33	2001-02	DAOUSI, Alexis	RW	46	7	6	13	-6	22	2018-20
BOODLAND, Darryl	RW	26	6	5	11	5	91	2008-10	DARBY, Craig	C	80	16	36	52	3	44	2005-06
BOUCHER, Philippe	D	45	10	22	32	1	39	2000-01	DARBY, Regan	D	49	0	1	1	-9	226	2001-03
BOUCK, Tyler	RW	177	26	50	76	-5	272	2001-07	DARLING, Dion	D	72	0	7	7	-1	188	2000-01
BOURDON, Luc	G	41	6	8	14	-3	88	2007-08	DAVID, J.F.	D	1	0	1	1	0	2	2006-07
BOUTIN, Jonathan	G	1	0	0	0	0	0	2008-09	DE LEO, Chase	C	211	45	62	107	-42	77	2015-18
BOWEN, Curt	LW	45	10	12	22	11	54	1988-89	DEBRAY, Dale	D	58	9	22	31	-3	58	1986-98
BOWLER, Bill	C	187	55	134	189	14	148	1989-10	DEKANCH, Mark	G	35	0	0	0	0	0	2012-13
BOYNTON, Nick	D	9	0	4	4	-2	4	2007-08	DEMANNIS, Trevor	D	4	0	0	0	-2	0	2000-01
BRADY, Neil	C	13	1	5	6	4	8	1988-89	DEMONE, James	D	55	1	8	9	-6	121	2005-06
BRANDT, Andy	F	8	0	2	2	1	0	2009-11	DENHAM, James	RW	9	1	3	4	3	2	2015-16
BRASSARO, Austen	RW	179	24	35	59	-23	134	2013-16	DESARNO, Mark	LW	25	6	8	14	1	8	2007-09
BRAUNHART, Fred	G	109	1	9	10	1	2	1986-98	DESJARDIN, Ben	C	83	23	31	54	-15	34	2015-17
BRETTON, Justin	LW	2	0	0	0	-1	0	2015-16	DESANTIS, Jason	D	66	11	32	43	-2	58	2011-12
BREWER, Phil	RW	2	0	0	0	0	0	2016-17	DESBIENS, Guillaume	RW	198	51	57	108	8	406	2008-11
BRIXKLEY, Daniel	D	2	0	0	0	2	2	2018-20	DICKENSON, Lou	C	3	0	0	0	-1	0	2007-08
BRIERE, Steve	G	1	0	0	0	0	0	2000-01	DIENES, Chris	D	1	0	0	0	0	0	2017-18
BROUCH, Martin	G	29	0	1	1	0	2	2001-02	DIPENIA, Joe	D	73	2	10	12	18	48	2004-05
BROUSARD, Christian	G	33	0	2	2	0	6	1988-89	DOE, Jason	D	18	0	4	4	1	24	2005-06
BROOKBANK, Wade	RW	72	0	10	10	2	297	2003-05	DOLLAS, Bobby	D	8	1	2	3	-3	2	2000-01
BROOKS, Brendan	RW	7	0	0	0	-3	0	2006-07	DOLLU, Doug	LW	45	4	4	8	-2	184	1989-90
BROUILLETTE, Julien	D	49	7	11	18	-4	16	2014-15	DOWNIE, Aaron	RW	2	0	0	0	0	17	1986-87
BROWN, Bobby	C	2	0	0	0	0	0	1988-89	DRES, Danny	LW	9	1	2	3	-1	4	2011-12
BROWN, Mike	LW	31	7	9	16	1	155	2001-02	DRUKEN, Harold	C	11	2	9	11	-5	4	2001-02
BROWN, Mike S.	RW	189	20	11	31	-2	534	2005-08	DUBOIS, Eric	D	80	8	17	25	-23	60	1986-97
BRUIE, Steve	C	78	21	48	69	-2	22	2000-01	DUBOIS, Jonathan	C	2	1	0	1	2	0	1988-89
BRUNNSTROM, Fabian	LW	1	0	0	0	0	0	2008-09	DUMONT, Louis	C	5	0	2	2	-3	0	1987-88
BUDAJ, Peter	G	19	0	0	0	0	0	2014-15	DURAND, Chris	C	3	0	0	0	0	0	2007-08
BURKETT, Michael	LW	3	0	0	0	-1	0	1987-88	DUTHE, Ryan	C	4	0	0	0	-5	2	1986-87
BURMANSTROY, Alex	C	22	2	9	11	-2	24	2012-13	E	POS	GP	G	A	PTS	+/-	PIM	Years
BURR, Shawn	LW	18	3	2	5	2	6	1988-90	EAKINS, Dallas	D	64	1	7	8	0	68	2003-04
BURROWS, Alexandre	RW	107	21	35	56	4	164	2004-07									

2020-21 MEDIA GUIDE



E Cont.	POS	GP	G	A	PTS	+/-	PIM	Years
ELDER, Brian	G	2	0	0	0	0	0	1997-98
ELLERBY, Keaton	G	41	3	13	16	10	32	2014-15
ELLINGTON, Taylor	G	20	2	3	5	-2	9	2009-10
ELLOTT, Jason	G	43	0	0	0	0	8	1999-00
ELLIS, Julien	G	11	0	0	0	0	5	2006-09
ENEMAN, Gustav	G	5	0	1	2	4		2005-06
ESCOBEDO, Sean	G	10	1	4	5	1	9	2015-16
ESTRADA, Kevin	FW	9	1	1	2	5	9	2007-09
EVANS, Shawn	D	17	2	3	5	-8	4	1996-97
EVERBERG, Dennis	RW	11	0	1	1	-3	4	2019-19
EZEKIEL, Norm	RW	9	0	0	0	-3	23	2012-13

F	POS	GP	G	A	PTS	+/-	PIM	Years
FARKAS, Jeff	C	39	11	14	25	-4	26	2002-03
FEARNS, Kent	D	141	25	54	79	14	104	1996-99
FEDOROV, Fedor	C	116	35	30	65	-9	119	2001-04
FEJES, Hunter	FW	49	3	6	9	4	10	2018-20
FESTERLING, Brett	D	52	3	15	18	8	50	2011-12
FICHAUD, Eric	G	5	0	0	0	0	0	2001-02
FISTRIC, Mark	D	35	0	8	8	12	26	2008-09
FITZGERALD, Rusty	C	130	48	30	78	6	86	1993-01
FITZGERALD, Zack	D	104	5	11	16	7	367	2007-09
FITZPATRICK, Chase	RW	6	0	0	0	0	12	2004-05
FLAHERTY, Wade	G	117	0	8	8	0	12	2004-07
FLOCK, ROB	FW	5	1	1	1	-1	7	2016-17
FLOOD, Mark	D	75	12	34	46	1	35	2010-12/17-18
FORNEY, Michael	FW	3	0	0	0	-1	0	2011-12
FORTUNUS, Maxime	D	271	20	53	73	29	146	2005-09
FOD, Jordan	C	5	0	1	1	-1	0	2009-09
FRASER, Matt	FW	44	5	9	14	-5	4	2015-16
FREDERICK, Joe	RW	45	20	13	33	12	55	1997-98
FREDHEIM, Kris	D	108	3	9	12	2	91	2013-15
FREIBERG, Rafis	D	5	0	2	2	-1	2	2014-15
FRONK, Jiri	RW	34	6	2	8	1	8	2015-17
FUNK, Michael	D	19	1	6	7	-4	14	2009-10

G	POS	GP	G	A	PTS	+/-	PIM	Years
GAGNON, Aaron	C	106	25	33	58	-13	32	2011-13
GAJIC, Milan	RW	22	5	8	13	0	4	2006-08
GAUVIN, Tom	D	30	0	8	8	13	24	2009-10
GANZACK, Mitch	D	2	0	1	1	-1	0	2007-09
GANTHER, Danick	FW	2	1	0	1	-1	2	2016-17
GAWANCE, Leon	D	48	4	22	26	-5	21	2019-20
GENOUR, Dan	RW	10	1	0	1	-4	2	2008-09
GENOWAY, Colby	RW	99	16	45	61	18	49	2006-08
GHERSON, Robert	G	1	0	1	0	0	2	2005-06
GILHEN, Randy	C	101	25	26	51	-31	115	1996-98
GRARD, Felix	C	70	5	13	18	-3	85	2018-19
GRARD, Rick	C	18	4	2	6	-10	2	1997-98
GLENNE, Scott	RW	45	7	13	20	-9	34	2016-17
GLOVER, Jack	D	1	0	0	0	0	0	2018-19
GODFREY, Josh	D	4	0	0	0	-1	0	2012-13
GOEHRING, Karl	G	26	0	0	0	0	0	2009-09
GOINEAU, Daniel	FW	58	10	14	24	0	26	2000-01
GORDON, Andrew	RW	76	23	34	57	3	43	2013-14
GORDON, Rhett	RW	76	14	23	37	17	61	1998-99
GOREN, Lea	RW	193	80	91	171	34	287	2004-07
GOTOVETS, Kirill	D	57	1	12	13	10	47	2017-18
BOULET, Jason	C	23	1	2	3	1	2	2002-03
GRABNER, Michael	C	180	68	52	120	27	34	2006-10
GREEN, Josh	C	102	28	43	71	6	105	2004-06
GREEN, Luke	D	28	2	3	5	0	14	16-17/19-20
GREENOUGH, Nick	RW	2	0	0	0	0	5	2001-02
GREENGOLD, Jason	FW	104	16	16	32	-4	19	2011-13
GRENER, Marlin	D	38	5	4	9	6	145	2003-04
GRIFFIN, Seth	RW	127	37	61	98	24	58	2018-20
GROULX, Danny	D	74	6	25	31	16	48	04-05/07-08
GRUMET-MORRIS, Dov	G	4	0	0	0	0	0	2006-07
GUSTAFSSON, David	C	13	2	5	7	0	2	2019-20

H	POS	GP	G	A	PTS	+/-	PIM	Years
HANUSCHIK, Matt	FW	39	6	12	18	0	6	2015-16
HAUVERSON, Trevor	FW	7	1	0	1	-2	20	1997-98
HANCOCK, Quinn	RW	22	2	6	8	2	6	1999-00
HANSEN, Jannik	RW	129	34	46	80	25	67	2006-10
HANSEN, Janne	C	156	27	55	82	12	98	2015-20
HARRIS, Janese	RW	11	0	1	1	-3	0	2015-16
HARRIS, Brent	D	18	3	2	5	-8	17	2015-16
HARRISON, Jay	D	31	0	4	4	-1	28	2014-15
HARSTAD, Aaron	D	322	58	193	251	17	268	1997-01
HAUER, Brett	D	96	8	18	26	4	58	2001-03
HAY, Darrell	D	62	0	1	1	0	18	1997-98/00-01/03-04
HEBERG, John	D	80	14	31	45	9	67	2004-05

H Cont.	POS	GP	G	A	PTS	+/-	PIM	Years
HEMLA, Ville	D	3	0	1	1	-2	0	2019-20
HELLEBY, Connor	G	88	0	1	1	0	0	2014-16
HELMER, Bryan	D	94	13	42	55	8	151	2001-03
HERPBERGER, Chris	C	15	6	6	12	-8	12	2002-03
HESHA, Shaun	D	211	14	48	62	36	98	2006-09
HILL, Jordan	D	120	1	15	16	-19	89	09-10/13-17
HODSON, Cody	C	52	17	13	30	-12	14	2010-11
HODSON, Josh	C	68	16	17	33	-1	187	2001-02
HOLLAND, Patrick	RW	21	0	2	2	-1	6	2014-15
HOLLAND, Terry	D	18	3	10	13	-1	4	1999-00
HOLZAPFEL, Ray	C	29	8	7	15	7	8	2011-12
HOWDEN, Quinton	FW	58	13	11	24	-1	10	2016-17
HOWES, Scott	D	5	0	0	0	-1	2	2008-09
HULAK, Derek	FW	18	2	1	3	2	10	2019-20
HUNTER, J.J.	C	48	11	5	16	-3	49	2006-07
HUSKINS, Kent	D	65	5	11	16	-4	41	2004-05
HUTCHINSON, Michael	G	50	0	1	1	0	2	2013-14/17-18

I	POS	GP	G	A	PTS	+/-	PIM	Years
INTRANUOVIO, Ralph	FW	152	55	68	121	12	138	1997-99

J	POS	GP	G	A	PTS	+/-	PIM	Years
JACKSON, Jim	D	7	0	0	0	2	0	2007-08
JAFFRAY, Jason	FW	493	158	244	402	61	387	04-08/10-15
JENSEN, Chris	RW	16	6	4	10	-4	23	1996-97
JOHNSON, Craig	RW	35	3	2	5	2	95	1996-98
JOKELA, Mikko	D	110	8	17	25	-11	69	2002-04
JUTZI, Jon	D	6	0	0	0	-2	2	2015-16

K	POS	GP	G	A	PTS	+/-	PIM	Years
KARVA, Steve	FW	105	39	51	90	-5	66	2001-03
KASHIRSKY, Nikita	FW	16	2	1	3	-8	8	2009-10
KALNINSKY, Ray	FW	1	0	0	0	-1	0	2012-13
KANAWAICH, Pat	RW	206	51	58	107	14	265	2001-04
KEANE, Mike	RW	385	36	78	114	6	244	2005-10
KEEFE, Adam	RW	53	5	4	9	2	249	2005-07
KELLY, Matt	D	10	0	1	1	1	2	2005-08
KELMAN, Scott	C	3	0	2	2	-1	2	2005-06
KENNEDY, Sheldon	RW	24	7	7	14	-7	14	1998-99
KEROULES, Nic	FW	3	0	1	1	1	4	2018-19
KESA, Dan	RW	80	16	31	47	-10	48	1999-01
KESLER, Ryan	C	111	33	35	68	18	134	2003-05
KESSY, Kale	FW	18	0	1	1	-2	21	2016-19
KICHTON, Brenden	D	272	30	111	141	-45	334	2013-17
KIMBLE, Darin	RW	39	3	4	7	-9	115	1996-97
KING, Jason	FW	270	100	94	194	-10	117	02-08/11-13
KRINGER, Matthew	C	2	0	1	1	1	0	2012-13
KLINGBERG, Carl	FW	248	63	69	132	11	162	2011-15
KOBER, Daniel	RW	3	0	0	0	0	0	2011-12
KOLESA, Mark	C	30	1	9	10	-2	29	1997-98
KOLSOV, Kirill	D	102	10	39	49	-12	104	2003-05
KOMARNIK, Zenith	D	140	20	28	48	-8	282	2001-04
KONTOS, Chris	FW	40	17	18	35	9	12	1996-97
KOROLIK, Alex	C	42	20	16	36	0	71	1996-97
KOSMACHUK, Scott	RW	185	44	48	92	-50	150	2014-17
KOSTALEK, Jan	D	149	9	14	23	-11	56	2015-18
KOWACZYK, Johnathan	D	46	5	9	14	12	33	2018-20
KRAMER, Darren	FW	129	13	6	19	-20	274	2018-19
KROIG, Jason	C	74	30	56	86	25	30	2009-09
KUBALIK, Tomas	RW	10	0	3	3	3	10	2012-13
KUPFER, Nick	D	2	0	0	0	-1	2	2006-07
KULDA, Arturs	D	63	6	14	20	18	62	2011-12
KULEVICH, Jake	D	44	0	5	5	7	19	2016-18
KURTZ, Justin	D	296	36	101	137	-13	325	1998-03

L	POS	GP	G	A	PTS	+/-	PIM	Years
LABELLE, Olivier	RW	6	0	2	2	0	11	2008-09
LAGRIE, Pierre-Edouard	FW	175	18	21	39	-21	256	2007-10
LACK, Eddie	G	53	0	2	2	0	4	2010-11
LAFORCE, Marc	D	7	0	0	0	-1	43	1997-98
LAMMERIS, John	FW	11	0	0	0	-7	2	2009-10
LAMPL, Cody	D	38	0	0	0	-1	32	2013-14
LANDESSER, Derek	D	11	0	0	0	-1	4	1998-00
LATENDRESSE, Olivier	FW	3	0	0	0	-3	2	2009-10
LEBLAND, Derek	FW	11	0	1	1	-1	2	2009-10
LEEB, Bradly	FW	60	17	15	32	-6	45	2001-02
LEGADE, Manny	G	42	0	0	0	0	6	1999-00
LEMOUX, Jason	FW	4	0	0	0	-1	17	2003-05
LEMEUX, Brendan	FW	117	33	32	65	-5	306	2015-18
LEMEUX, Francis	C	2	0	0	0	0	0	2010-11
LEONOV, Dmitri	FW	57	6	8	14	-8	67	2000-01
LINDGREN, Mats	FW	4	0	1	1	-1	6	2002-03
LIPON, JC	RW	452	80	142	222	-6	839	2013-20
LODER, Jeff	C	7	2	2	2	2	4	1996-97
LODGE, Jimmy	RW	114	11	14	25	-23	46	2014-18

2020-21 MEDIA GUIDE



L Cont.	POS	GP	G	A	PTS	+/-	PIM	Years
LOWRY, Adam	C	77	17	21	38	-4	55	12-14/15-16
LUCIUK, Andrew	W	1	0	0	0	0	0	2001-02
LUCIUK, Trevor	D	16	0	0	0	0	18	2008-09
LUNDEN, Josh	W	65	14	15	29	1	60	2011-14
LUOTO, Juona	W	18	4	4	-2	13	19	2019-20
LUTZ, Nathan	D	1	0	0	0	0	0	2005-06
LYNCH, Bobby	F	3	0	0	-2	4	0	2019-20
LYNCH, Kevin	C	5	0	0	-1	2	0	2015-16
LYSAK, Brett	C	4	0	0	0	0	0	2005-06

M	POS	GP	G	A	PTS	+/-	PIM	Years
MACDONALD, Jason	RW	112	30	37	67	-14	350	1998-00
MACENAUER, Maxime	C	77	11	12	23	-31	59	2011-13
MACHESEK, Spencer	RW	118	29	46	75	-12	93	2011-13
MACHESEK, Daren	G	21	0	0	0	0	2	2009-10
MAGNANTYRE, Andy	W	2	0	1	1	1	0	1999-00
MAGNANTYRE, Drew	G	87	1	2	3	0	10	2006-08
MAKINNON, Kyle	C	118	18	48	66	20	54	2013-15
MACLEAN, Brandon	W	40	0	2	-6	10	0	2014-15
MACLEAN, John	RW	32	6	12	18	-12	28	2000-01
MACLISE, Cam	RW	105	9	11	20	10	36	2017-19
MACQUEEN, Jamie	W	5	0	1	1	2	2	2013-14
MACWILLIAM, Andrew	D	72	1	14	15	-17	66	2015-16
MAHER, Dale	C	59	7	8	15	-7	12	2018-20
MAJIC, Xavier	C	1	0	0	0	0	0	1998-99
MANNING, Peter	G	10	0	0	0	0	4	2011-12
MARTENS, Andrew	D	11	0	5	5	-1	6	2008-09
MARTIN, Craig	RW	30	4	3	7	4	202	1997-98
MARTO, Jake	D	14	0	3	3	0	2	2011-13
MARTYMYK, Denis	W	23	1	2	3	2	4	2001-03
MASON, Steve	G	1	0	0	0	0	0	2017-18
MAXWELL, Ben	C	117	19	46	65	-24	87	2011-13
MAXWELL, Tommy	RW	146	7	13	20	-25	368	2008-12
MC, Scott	C	6	0	2	2	0	0	2007-08
MCAROLE, Kennel	W	35	7	5	12	2	64	2011-12
MCSCAMBRIDGE, Keith	D	3	0	1	1	-2	4	1999-00
McSPORY, Scott	C	82	24	47	71	-1	30	1996-97
McSCUE, Matt	W	10	1	0	1	-1	24	2009-10
McUTCHEON, Mark	C	12	0	0	-6	13	0	2009-10
McGINN, Iye	W	26	2	4	6	-3	38	2018-19
McGINNIS, Ryan	D	27	1	2	3	6	18	2009-11
McIVER, Nathan	D	244	6	17	23	-23	570	2005-10
McKENZIE, Skyler	W	105	17	22	39	2	46	2018-20
McQUA, Jason	RW	2	0	0	0	0	0	1996-97
McWIGAR, Rob	G	17	0	1	1	0	2	2003-06
MEECH, Derek	D	52	3	22	25	-11	38	2011-13
MELANSON, Mathieu	RW	8	1	0	1	-2	4	2007-08
MELCHIORI, Julian	D	324	12	42	54	-2	204	2011-18
MELURS, Garrett	RW	3	0	0	0	0	0	2017-18
MELURS, Alfie	G	32	0	1	1	0	7	2001-02
MILLER, Aran	G	1	0	0	0	0	0	2000-01
MINHARD, Mike	G	1	0	0	0	0	0	2002-03
MINGOS, Dajan	D	3	0	0	0	3	0	2018-19
MINSOS, Tomas	D	180	17	49	66	-10	164	2003-06
MONTEAU, Michel	C	43	12	22	34	7	24	1997-98
MONTGOMERY, Jim	C	67	18	28	46	11	111	1999-00
MOORE, Bernie	W	2	0	0	0	0	0	2000-01
MOORE, Bryan	W	2	0	0	0	1	0	2016-17
MOORE, Dean	F	3	0	0	0	0	7	1996-97
MORAN, Brad	C	143	47	103	150	26	96	2006-08
MORAN, Stephane	C	12	3	6	9	-4	4	1996-97
MORRIS, Keith	W	4	0	2	-1	0	0	1996-97
MORRISON, Justin	RW	231	49	43	92	-6	110	2001-05
MORRISSEY, Josh	D	65	3	20	23	-9	49	13-14/15-16
MORROW, Scott	W	8	1	2	3	-4	6	2000-01
MORSSEVSKY, Yuri	W	12	0	0	-4	76	0	2005-06
MOSS, Tyler	G	74	0	3	3	0	29	2002-04
MOULLEBRAT, Kael	W	110	31	64	95	-3	80	2012-14
MOYNIHAN, Danny	W	4	1	0	1	-1	0	2018-20
MURPHY, Brian	D	6	1	1	2	0	2	1996-97
MURPHY, Darcy	W	8	1	1	2	-3	4	2016-17
MURRAY, Garth	C	117	9	15	24	-10	202	2010-12
MURRAY, Marty	C	59	10	20	30	1	26	2009-10

N	POS	GP	G	A	PTS	+/-	PIM	Years
NALTI, Kameron	W	1	1	1	2	2	2	2018-19
NEAL, James	W	5	4	1	5	4	2	2008-09
NEGRIN, John	D	14	0	3	3	-1	6	2011-12
NESBITT, Derek	RW	5	0	4	4	0	0	2008-09
NEISEN, Chris	C	105	7	17	24	1	34	2002-04
NIKI, Sami	D	114	22	58	80	5	56	2017-20
NOGIER, Nelson	D	205	4	28	32	-28	132	2016-20
NOLAN, Brandon	W	114	14	26	40	3	44	2003-06
NORRIS, Jason	RW	7	0	0	0	-1	22	2001-02
NYCHOLAI, Lawrence	D	40	5	20	25	-4	53	2009-10

O	POS	GP	G	A	PTS	+/-	PIM	Years
O'BRIEN, Zach	RW	1	0	0	0	0	0	2011-12
O'CONNOR, Ian	W	3	0	1	1	-1	0	2013-14
O'NEILL, Eric	C	177	72	76	148	20	122	2011-15
O'NEILL, Will	D	206	23	84	107	-30	195	2011-15
OBERG, Evan	D	108	9	28	37	-20	92	2009-11
OBUST, Jaroslav	D	127	17	39	56	14	101	98-99/02-04
OLIVNY, Jimmy	D	85	6	20	26	2	118	2018-20
OLIVER, Simon	D	17	1	3	4	3	18	2000-01
OLKUNODRA, Jussi	G	21	0	1	1	0	4	2012-16
OLSEN, Ryan	C	181	17	16	33	-46	191	2014-17
OLVEKY, Peter	W	8	1	3	4	-2	0	2008-10
ORSEKOVICH, Victor	RW	40	4	8	12	-8	38	2010-11
OUELLET, Maxime	G	16	0	0	0	0	0	2005-06
OUELLET, Michel	RW	46	13	27	40	12	30	2008-09
OUTHOUSE, Griffen	G	5	0	0	0	0	0	2019-20

P	POS	GP	G	A	PTS	+/-	PIM	Years
PAEK, Jim	D	9	0	2	2	1	12	1996-97
PANICHAWI, Chad	RW	2	0	0	0	-1	0	2009-10
PANKEWICZ, Greg	RW	155	74	68	142	-7	468	1996-98
PANZARELLA, Andrew	RW	2	0	0	0	0	0	2014-15
PARDY, Adam	D	3	0	0	0	-4	9	2013-14
PARENT, Rich	G	26	0	0	0	0	4	1997-98
PARENT, Ryan	D	61	1	3	4	1	72	2010-11/14-15
PARROTT, Jeff	D	197	4	34	38	20	173	1997-00
PARDSONS, Dion	RW	2	0	0	0	0	0	1998-99
PASQUALE, Eddie	G	112	0	3	3	0	39	2011-14
PAWLEC, Ondrej	G	18	0	0	0	0	2	2016-17
PAWETE, Elgin	W	8	0	0	0	-1	67	2002-03
PEARCE, Adam	W	10	1	2	3	6	6	2016-18
PECKER, Cory	W	12	1	1	2	-2	8	2004-05
PEDERSON, Brent	W	65	7	7	14	-5	21	2018-20
PELUSO, Anthony	RW	22	0	2	2	2	6	2016-17
PERRAULT, Joel	C	37	5	18	23	2	43	2010-11
PERRAULT, Kelly	D	17	0	0	0	4	23	1998-99
PETAN, Nic	C	108	28	61	69	1	54	2015-18
PETERS, Andrew	W	2	0	0	0	-1	4	2010-11
PETIOT, Richard	D	24	1	2	3	-2	22	2012-13
PETRUIC, Neil	D	13	1	1	2	1	8	2009-10
PETTINGER, Matt	W	56	17	16	33	-2	31	2008-10
PHILLIPS, Jamie	G	27	0	0	0	0	17	2016-18
PHINNEY, Colton	G	1	0	0	0	0	0	2017-18
PITTON, Jason	W	1	0	0	0	-1	2	2010-11
PLESKACH, Adam	RW	1	0	0	0	0	2	2016-17
PODOLLAN, Jason	RW	16	5	2	7	-1	10	2000-01
POHREK, Emilie	W	74	9	13	22	-13	65	2018-20
POJILMAN, Lukker	D	60	6	29	35	2	14	2017-19
POPE, Paul	RW	48	5	8	13	-11	29	2008-10
POSTMA, Paul	D	94	22	49	71	-22	54	11-14/15-16
PROKOPCZ, Mike	RW	68	23	21	44	1	100	1999-00
PRONGER, Sean	C	164	38	41	79	4	174	99-01/03-04
PRUD'HOME, Josh	C	7	1	0	1	1	0	2007-08
PUNCHARD, Brett	C	41	8	14	22	-1	31	1997-98
PURDIE, Brad	C	81	29	43	72	9	73	1997-98

R	POS	GP	G	A	PTS	+/-	PIM	Years
RAFFL, Thomas	W	31	5	5	10	-6	42	2015-16
RAHIM, Daniel	RW	100	4	7	11	12	66	2008-09
RALLO, Greg	C	68	8	10	18	-2	19	2007-09
RAMSEY, Travis	D	305	9	49	58	10	281	2007-13
RANKIN, Evan	F	4	1	0	1	1	4	2009-10
RANKIN, Messon	F	31	9	12	21	6	12	2006-08
READY, Ryan	W	204	54	76	130	-15	180	2001-04
REDMOND, Zach	D	150	22	53	75	-24	93	2011-14
REICHEL, Kristian	C	94	14	13	27	-2	32	2018-20
REID, Brandon	C	259	70	111	181	6	63	01-04/06-07
REID, Brodie	RW	1	0	0	0	-2	0	2014-15
REMPEL, Nathan	RW	12	0	1	1	-4	19	2000-01
REZANSOFF, Jessie	RW	1	0	0	0	0	0	1999-00
RICCARDI, Jeff	D	81	3	22	25	-4	271	1996-97
RICHARDSON, Bruce	C	51	8	9	17	7	131	2000-01
RICHTER, Barry	D	19	5	4	9	1	6	1999-00
RIDLEY, Mike	C	4	2	2	4	4	0	1997-98
RIENDEAU, Vincent	G	41	0	0	0	0	2	1996-97
RILEY, Blair	RW	141	15	24	39	4	249	2013-15
ROBINSON, Buddy	RW	74	25	28	53	17	64	2017-18
ROCHON, Patrik	D	1	0	1	1	0	0	1999-00
RODGERS, Marc	RW	34	8	10	18	-7	77	1999-00
ROE, Logan	D	1	0	0	0	0	0	2018-19
ROGERS, Kyle	RW	2	0	0	0	0	0	2011-12
ROMANUK, Russ	W	51	14	14	28	-1	51	1996-98
ROME, Aaron	D	7	6	1	7	-1	15	2009-1

2020-21 MEDIA GUIDE



R Cont.	POS	GP	G	A	PTS	+/-	PIM	Years
ROSATI, Mike	G	8	0	1	1	0	0	1998-99
ROSLOVIC, Jack	C	97	28	55	83	-1	30	2016-18
ROY, Jimmy	LW	603	101	111	212	32	1434	1997-06
ROY, Martin	D	22	0	1	1	-3	49	1996-97
RUAK, Mike	D	280	11	28	39	-7	838	1997-01
ROULLER, Joe	D	24	2	6	8	1	62	2006-07
RWAN, Preston	D	122	16	28	44	-7	188	2005-07
RYPEN, Rick	C	116	16	23	39	-23	252	04-08/10-11
S	POS	GP	G	A	PTS	+/-	PIM	Years
SABOURIN, Dery	G	2	0	0	0	0	0	2006-07
SALAKO, Jeff	G	15	0	0	0	0	2	1999-02
SALDIDO, Brian	D	68	8	10	18	-11	50	2008-10
SALO, Sami	D	3	2	2	2	-2	2	2010-11
SANSON, Jerome	RW	68	27	29	56	6	49	2013-14
SANFORD, Curtis	G	16	0	1	1	0	0	2008-09
SANTALA, Tommi	LW	6	0	3	3	0	8	2006-07
SAPONAR, Winny	RW	7	1	1	2	0	0	2012-13
SARNO, Peter	C	103	21	75	96	3	59	2003-05
SAUVE, Yann	D	43	4	11	15	5	24	2010-11/14-15
SAWAGE, Andre	C	76	35	26	61	14	115	2001-02
SANADA, Raymond	RW	134	20	33	53	-12	133	2008-09/11-13
SCHILLING, Cameron	D	189	17	68	85	34	81	2017-20
SCHNEIDER, Andy	LW	79	14	37	71	-13	142	1998-97
SCHNEIDER, Cary	G	136	0	3	3	0	4	2007-10
SCHNEIDER, Mathieu	D	8	3	2	5	-5	8	2009-10
SCHNEIDER, Stefan	F	47	2	2	4	-2	9	2010-11
SCHROEDER, Jordan	C	72	14	23	37	-8	10	2009-11
SCHNELL, Ryan	LW	61	1	0	1	-3	177	2012-14
SCHULZ, David	D	1	0	0	0	0	2	2008-07
SCHULTZ, Jesse	RW	219	64	67	131	-4	133	2003-07
SCOSSONI, Jeff	C	7	0	0	0	-1	2	2002-02
SEABROCK, Keith	D	15	1	2	3	-2	8	2010-11
SECORD, Brian	C	26	2	6	8	-6	54	1997-98
SEHER, Kurt	D	3	0	1	1	-3	2	1998-97
SELMER, Sean	LW	4	0	2	2	-2	12	1996-97
SEROV, Vlad	RW	51	11	9	20	14	16	1999-00
SERVILLE, Brennan	D	15	0	0	0	-6	10	2015-16
SEXTON, Dan	RW	13	5	7	12	7	2	2009-10
SGARBOSSA, Mike	C	68	16	24	40	8	88	2017-18
SHANNON, Ryan	C	13	1	7	8	7	10	2008-09
SHAPLEY, Larry	RW	18	0	0	0	-1	83	1999-00
SHARRON, Jimmy	D	62	6	22	28	5	30	2007-09
SHAW, Hayden	D	9	0	0	0	-2	6	2019-20
SHAW, Logan	C	79	31	22	53	-27	48	2018-20
SHIROKOV, Sergei	RW	152	44	59	103	6	83	2009-11
SHMYR, Jason	LW	61	1	2	0	0	229	98-99/02-03
SHULMISTRA, Richard	G	44	0	2	2	0	0	1998-99
SIDES, Joey	LW	6	0	2	1	2	2	2012-13
SIMEK, Juraj	RW	66	7	10	17	-4	30	2007-08
SKINNER, Brett	D	65	4	21	25	-2	33	2005-06
SKUDRA, Peter	G	1	0	0	0	0	0	2002-03
SLATTENGREEN, Aaron	LW	5	0	0	0	-1	0	2007-08
SLONAN, Tyler	D	4	0	0	0	-5	0	2005-06
SMITH, Darryl	C	1	0	0	0	-1	0	2009-10
SMITH, Jeff	LW	1	0	0	0	0	12	2005-06
SMITH, Nathan	C	293	44	58	102	-37	301	2002-07
SMITH, Tim	C	33	4	0	4	-1	6	2002-05
SOMARES, Josh	F	15	1	6	7	0	10	2008-09
SOL, Cody	D	27	1	3	4	0	63	2012-14
SOUTHERN, Dirk	C	17	3	1	4	0	12	2008-09
SOUTHERN, Jordan	D	2	0	0	0	0	2	2015-16
SPACEK, Michael	C	193	36	64	100	-28	66	2016-20
SPENCER, Tim	LW	4	0	0	0	-2	2	2008-09
SPRING, Corey	RW	8	2	2	4	-1	8	1999-00
ST. CROIX, Chris	D	28	1	1	2	-5	22	02-04/06-09
STANLEY, Logan	D	117	9	23	32	-26	143	2018-20
STASTNY, Yan	C	16	2	4	6	-6	18	2009-10
STAUBER, Robb	G	5	0	0	0	0	0	1998-99
STEVENS, Mike	LW	22	8	4	12	-5	54	1996-97
STEWART, Michael	D	222	16	40	56	-13	425	1998-00
STOYKOVICH, Peter	D	267	19	53	72	16	189	2014-20
STRACHAN, Wayne	C	25	3	10	13	-4	24	1996-97
STRAT, Brian	D	58	2	12	14	-4	36	2016-17
SUESS, C.J.	LW	89	23	18	41	-6	41	2017-20
SUTTER, Brady	C	58	8	10	18	4	22	2017-18
SUTTON, Ken	D	20	3	10	13	-4	48	1996-97
SWANSON, Kevin	G	1	0	0	0	0	0	2001-02
SWEATT, Bill	LW	80	19	27	46	-9	28	2010-11
SWEATT, Lee	D	41	5	9	14	15	18	2010-11

T	POS	GP	G	A	PTS	+/-	PIM	Years
TALLARE, Sean	RW	74	21	29	50	-15	67	1996-97
TAMBELINI, Jeff	LW	7	5	2	7	4	0	2010-11
TANEV, Brandon	LW	23	2	7	9	-1	13	2016-17
TANEV, Chris	D	39	1	8	9	5	16	2010-11
TARDIF, Jamie	RW	1	0	0	0	0	0	2006-07
TARDIF, Patrice	C	113	33	53	86	15	158	1998-00
TARLTON, Ivan	LW	34	3	7	10	1	8	2012-13
TEZKON, Alenai	D	28	5	6	11	-4	16	2001-02
THESSON, Travis	D	25	0	8	8	-1	28	1996-97
THOMAS, Scott	RW	126	66	43	109	17	61	97-99/00-01
THOMLINSON, Dave	LW	28	1	4	5	-4	22	1997-98
THOMPSON, Scott	D	1	0	0	0	0	0	1997-98
TOOD, Nathan	C	16	1	0	1	-1	2	2019-20
TOK, Chris	D	58	0	5	5	-12	85	1998-99
TOUSSIGNAU, Mathieu	C	5	0	1	1	-1	17	2012-13
TREMBLAY, Hunter	LW	17	1	5	6	-5	12	2012-13
TREMBLAY, Yannick	D	45	12	21	33	5	40	2006-07
TROPPER, Marc	RW	1	0	0	0	-1	0	2000-01
TROTTER, Brock	C	2	0	0	0	0	4	2011-12
U	POS	GP	G	A	PTS	+/-	PIM	Years
USTASKI, Matt	LW	1	0	0	0	-1	0	2017-18
V	POS	GP	G	A	PTS	+/-	PIM	Years
VARLAMOV, Sergei	LW	12	4	2	6	-3	10	2003-04
VASILEV, Herbert	RW	100	22	43	65	-2	40	2001-03
VELLEUX, Eric	C	73	14	13	27	-3	102	1999-00
VESALAINEN, Kristian	LW	62	16	27	43	-17	20	2018-20
VIGLIANI, Mike	RW	3	0	0	0	1	0	2007-08
VOLPATI, Aaron	F	61	3	10	13	-6	91	2009-11
VYARAVI, Rene	D	182	7	29	36	-3	77	2001-04
W	POS	GP	G	A	PTS	+/-	PIM	Years
WALKER, Ben	RW	52	2	5	7	-19	24	2014-16
WALLACE, Buddy	C	8	0	1	1	-2	2	1999-00
WALSKY, Eric	RW	42	2	11	13	4	6	2008-10
WARRINER, Todd	LW	30	7	13	20	-6	32	2001-02
WAUGH, Geoff	D	31	0	1	1	0	45	2009-11
WEMMAN, Tyler	G	29	0	0	0	0	2	2010-11
WENGARTNER, Rob	RW	4	0	1	1	-5	11	1996-97
WELLER, Shawn	LW	111	22	25	47	6	78	2010-13
WELZYCHA, Brett	RW	8	1	1	2	-1	2	2017-18
WHITE, Ryan	RW	48	7	3	10	-5	144	2018-20
WHITMORE, Derek	LW	7	1	3	4	-2	2	2012-13
WIEBE, Shyne	LW	12	0	4	4	0	2	2011-12
WILLIAMS, Casey	LW	4	1	1	2	2	0	1997-98
WILSON, Carey	C	7	0	4	4	-8	2	1996-97
WILSON, Tyson	D	3	0	0	0	-3	0	2015-16
WILSON, Steve	D	83	5	11	16	-2	83	1996-98
WINNES, Chris	C	11	2	0	2	-3	0	1998-99
WOOD, Justin	D	62	4	12	16	-1	36	2006-07
WOODS, Justin	D	10	0	1	1	-4	2	2017-19
WREGGIE, Ken	G	30	0	0	0	0	6	2000-01
Y	POS	GP	G	A	PTS	+/-	PIM	Years
YED, Dylan	D	23	1	6	7	2	12	2007-09
YETMAN, Patrick	LW	4	0	1	1	-2	0	2006-07
YOUNG, B.J.	RW	33	8	7	15	0	47	2000-01
Z	POS	GP	G	A	PTS	+/-	PIM	Years
ZAJAC, Kelly	C	14	0	1	1	-2	2	2015-16
ZAJAC, Nolan	D	1	1	0	1	2	0	2016-17
ZULEK, Matt	LW	1	0	0	0	0	2	2004-05
ZUREVINSKI, Scott	LW	8	0	0	0	-1	11	2011-12

ALL-TIME RECORD BY OPPONENT

MOOSE FRANCHISE VS. AHL (2001-2019)

TEAM	GP	W	L	OTL	T/SDL	PTS
Abbotsford Heat+	16	12	2	0	2	26
Lehigh Valley Phantoms*	16	9	7	0	0	18
Albany River Rats+	4	3	0	0	1	7
Bakersfield Condors	12	6	6	0	0	12
Belleville Senators*****	36	21	10	3	2	47
Binghamton Devils**	8	5	2	0	1	11
Bridgeport Sound Tigers	16	13	2	1	0	27
Charlotte Checkers	16	5	8	2	0	12
Chicago Wolves	80	42	31	5	4	93
Cincinnati Mighty Ducks+	8	6	1	1	0	13
Cleveland Barons+	24	15	5	1	3	34
Cleveland Monsters*****	36	21	13	2	0	44
Colorado Eagles	8	5	3	0	0	10
Edmonton Roadrunners***	20	10	9	0	1	21
Grand Rapids Griffins	86	31	41	11	3	76
Hamilton Bulldogs+	108	48	55	4	9	101
Hartford Wolf Pack****	28	19	8	1	0	39
Henderson Silver Knights	0	0	0	0	0	0
Hershey Bears	30	14	14	0	2	30
Houston Aeros+	44	22	20	0	2	46
Iowa Chops+	4	3	1	0	0	6
Iowa Stars+	12	8	4	0	0	16
Iowa Wild	34	10	21	1	2	23
Laval Rocket	12	7	4	0	1	15
Lowell Lock Monsters+	4	4	0	0	0	8
Manchester Monarchs+	46	22	17	3	4	50
Milwaukee Admirals	76	35	30	4	7	85
Norfolk Admirals+	12	4	7	0	1	9
Oklahoma City Barons+	4	2	2	0	0	4
Omaha Ak-Sar-Ben Knights+	8	4	3	0	1	9
Ontario Reign	4	0	3	1	0	1
Peoria Rivermen+	24	17	6	1	0	41
Portland Pirates+	42	24	15	0	3	51
Providence Bruins	32	14	10	4	4	35
Quad City Flames+	8	6	1	0	1	13
Quebec Citadelles+	8	4	4	0	0	8
Rochester Americans	54	33	16	3	2	70
Rockford IceHogs	46	26	13	0	5	57
Saint John Flames+	16	10	5	1	0	21
San Antonio Rampage+	62	37	17	3	5	82
San Diego Bulls	8	4	4	0	0	8
San Jose Barracuda	8	2	6	0	0	4
Springfield Falcons+	20	7	9	3	1	18
Springfield Thunderbirds	0	0	0	0	0	0
Syracuse Crunch	40	19	16	2	3	43
St. John's Ice Caps+	0	0	0	0	0	0
St. John's Maple Leafs+	32	15	12	2	3	35
Stockton Heat	12	7	2	2	1	17
Texas Stars	33	8	16	1	1	32
Toronto Marlies	99	44	48	3	4	95
Utah Grizzlies+	20	9	6	0	5	23
Tucson Roadrunners	4	2	2	0	0	4
Utica Comets	0	0	0	0	0	0
Wilkes-Barre/Scranton Penguins	36	11	17	5	3	30
Worcester IceCats+	4	3	1	0	0	6
Worcester Sharks+	34	15	15	2	2	15

MOOSE FRANCHISE VS. IHL (1996-2001)

TEAM	GP	W	L	T/SDL	PTS	Years
Chicago Wolves	45	15	26	4	34	1996-01
Cincinnati Cyclones	20	12	3	5	29	1996-01
Cleveland Lumberjacks	21	12	6	3	27	1997-01
Detroit Vipers	26	13	9	4	30	1996-01
Fort Wayne Komets	4	2	2	0	4	1996-99
Grand Rapids Griffins	21	10	9	2	22	1996-01
Houston Aeros	30	13	9	8	34	1996-01
Indianapolis Ice	10	6	4	0	12	1996-99
Kansas City Blades	47	22	22	3	47	1996-01
Las Vegas Thunder	21	13	4	4	30	1996-97
Long Beach Ice Dogs	27	10	16	1	21	1996-00
Michigan K-Wings	20	13	5	2	28	1996-97
Milwaukee Admirals	29	10	11	8	28	1996-97
Orlando Solar Bears	24	11	9	4	26	1996-01
Phoenix Roadrunners	2	1	1	0	2	1996-97
Quebec Rafaelles	13	4	6	3	11	1996-98
San Antonio Dragons	8	4	4	0	8	1996-98
Utah Grizzlies	42	23	13	6	52	1996-01
TOTALS	410	194	159	57	445	

MOOSE FRANCHISE VS. AHL/IHL (1996-2019)

TEAM	GP	W	L	OTL	T/SDL	PTS
Chicago Wolves	127	57	57	5	8	127
Grand Rapids Griffins	107	41	50	11	5	96
Houston Aeros	74	35	29	0	10	72
Milwaukee Admirals	105	45	41	4	15	111
TOTALS	413	178	177	20	38	406

* Defunct Team

* Totals include Adirondack Phantoms (2010-14), Philadelphia Phantoms (2001-09)

** Totals include Lowell Devils (2006-10), Albany Devils (2010-17)

*** Totals include Edmonton Roadrunners (2004-05), Toronto Roadrunners (2003-04)

**** Totals include Connecticut Whale (2010-2013)

***** Totals include Lake Erie Monsters (2007-16)

***** Totals include Binghamton Senators (2002-2017)



ALL-TIME SINGLE SEASON LEADERS - SKATERS

MOST GAMES PLAYED

PLAYER	GP	PTS
1. Doug Ast	82	2000-01
Brian Chapman	82	2000-01
Brett Hauer	82	2000-01
Sean Pronger	82	2000-01
Bill Bowler	82	1998-99
Jason MacDonald	82	1998-99
Jeff Penrott	82	1998-99
Brett Hauer	82	1997-98
Scott McCrory	82	1996-97
10. Six tied at	81	

MOST POINTS

PLAYER	PTS	SEASON
1. Bill Bowler	93	1998-99
2. Jason King	86	2008-09
3. Peter Sarno	82	2004-05
4. Jason Jeffrey	81	2006-07
5. Brad Moran	77	2007-08
6. Greg Pankewicz	76	1997-98
7. Brad Moran	72	2006-07
8. Brad Purdie	72	1997-98
9. Brett Hauer	71	1998-99
Scott McCrory	71	1996-97

MOST GOALS

PLAYER	G	SEASON
1. Scott Thomas	45	1998-99
2. Greg Pankewicz	42	1997-98
3. Jesse Schultz	37	2005-06
4. Jason Jeffrey	35	2006-07
Andre Savage	35	2001-02
6. Lee Goren	32	2004-05
Greg Pankewicz	32	1998-97
8. Michael Grabner	30	2008-09
Jason King	30	2008-09
Ryan Kesler	30	2004-05
Rusty Fitzgerald	30	2000-01

MOST ASSISTS

PLAYER	A	SEASON
1. Bill Bowler	67	1998-99
2. Peter Sarno	66	2004-05
3. Jason King	56	2008-09
Brett Hauer	56	1998-99
5. Brad Moran	55	2007-08
6. Steve Brule	48	2000-01
Brett Hauer	48	1997-98
8. Brad Moran	47	2005-07
Brett Hauer	47	1999-00
Scott McCrory	47	1996-97

MOST POWER PLAY GOALS

PLAYER	PPG	SEASON
1. Jason Jeffrey	16	2006-07
Lee Goren	16	2004-05
Scott Thomas	16	1998-99
4. Logan Shaw	13	2018-19
Mike Prokopiec	13	1998-99
Greg Pankewicz	13	1997-98
6. Andre Savage	12	2001-02
7. Jerome Samson	11	2013-14
Lee Goren	11	2005-06
Six more tied at	11	

MOST SHORTHANDED GOALS

PLAYER	SHG	SEASON
1. John Albert	6	2013-14
2. Mike Brown	5	2005-06
3. Pat Kavanagh	4	2003-04
Jimmy Roy	4	2010-12
5. Patrice Cormier	3	2017-18
Quinton Howden	3	2016-17
JC Lipon	3	2015-16
John Albert	3	2014-15
Jason Jeffrey	3	2011-12
Four more tied at	3	

MOST GAME WINNING GOALS

PLAYER	GWG	SEASON
1. Jason Jeffrey	9	2006-07
2. Scott Thomas	8	1998-99
Jason King	8	2008-09
4. Messon Appleton	7	2018-19
Nathan Smith	7	2008-07
Bill Bowler	7	1998-99
Michael Grabner	7	2008-09
7. Logan Shaw	6	2018-19
Meson Appleton	6	2017-18
JC Lipon	6	2017-18
Six more tied at	6	

MOST SHOTS ON GOAL

PLAYER	SOG	SEASON
1. Greg Pankewicz	288	1997-98
2. Steve Brule	283	2000-01
3. Brett Hauer	261	1998-99
4. Greg Pankewicz	251	1996-97
5. Lee Goren	241	2005-07
Lee Goren	241	2004-05
7. Michael Grabner	238	2008-09
8. Brett Hauer	233	2000-01
Brett Hauer	233	1999-00
Brett Hauer	233	1997-98

MOST PENALTY MINUTES

PLAYER	PIM	SEASON
1. Wade Brookbank	285	2004-05
2. Jason MacDonald	283	1998-99
3. Jeff Beaudry	271	1998-99
4. Mike Ruark	261	1998-99
5. Tommy Maswell	256	2009-10
6. Greg Pankewicz	246	1997-98
7. Mel Angelstad	232	2000-01
8. Jason Shmyr	227	1998-99
9. Greg Pankewicz	222	1996-97
10. Zack Fitzgerald	209	2008-09

BEST PLUS/MINUS

PLAYER	+/-	SEASON
1. Ben Chiarot	29	2013-14
2. Peter Stoykovich	28	2017-18
3. Patrice Cormier	25	2017-18
Cameron Schilling	25	2017-18
Jason King	25	2008-09
6. Lee Goren	24	2004-05
7. Jannik Hansen	23	2007-08
8. Michael Grabner	22	2008-09
Ryan Kesler	22	2004-05
Jimmy Roy	22	2001-02

ALL-TIME CAREER LEADERS - SKATERS

MOST GAMES PLAYED

PLAYER	GP	PTS
1. Jimmy Roy	653	1997-08
2. Jason Jeffrey	483	04-03/10-15
3. JC Lipon	323	2013-20
4. Brian Chapman	447	1997-03
5. Patrice Cormier	402	2011-18
6. Nolan Baumgartner	385	02-05/07-11
7. Mike Keane	365	2005-10
8. Julian Melchiorri	324	2011-18
9. Brett Hauer	322	1997-01
10. Travis Ramsey	305	2007-13

MOST POINTS

PLAYER	PTS	SEASON
1. Jason Jeffrey	402	03-08/10-15
2. Brett Hauer	251	1997-01
3. JC Lipon	222	2013-20
4. Jimmy Roy	212	1997-06
5. Patrice Cormier	195	2011-18
6. Jason King	194	02-05/11-13
7. Bill Bowler	189	1997-01
8. Nolan Baumgartner	185	02-05/07-11
9. Brandon Reid	181	01-04/06-07
10. Lee Goren	171	2004-07
Scott Aniel	171	1998-99

MOST GOALS

PLAYER	G	SEASON
1. Jason Jeffrey	158	04-09/10-15
2. Jimmy Roy	101	1997-06
3. Jason King	100	02-05/11-13
4. Patrice Cormier	96	2011-18
5. JC Lipon	80	2013-20
Lee Goren	80	2004-07
6. Greg Pankewicz	74	1996-99
7. Eric O'Dell	72	2011-15
8. Brandon Reid	70	01-04/06-07
10. John Albert	68	2011-16
Michael Grabner	68	2007-10

MOST ASSISTS

PLAYER	A	SEASON
1. Jason Jeffrey	244	04-09/10-15
2. Brett Hauer	193	1997-01
3. Nolan Baumgartner	144	02-05/07-11
4. JC Lipon	142	2013-20
5. Brian Chapman	135	1997-03
6. Bill Bowler	134	1997-00
7. Brandon Kighton	111	2013-17
Brandon Reid	111	01-04/06-07
Jimmy Roy	111	1997-06
10. Scott Aniel	104	1998-99

MOST POWER PLAY GOALS

PLAYER	PPG	SEASON
1. Jason Jeffrey	61	04-09/10-15
2. Lee Goren	34	2004-07
3. Jason King	33	02-06/11-13
4. Brett Hauer	29	1997-01
5. Patrice Cormier	28	2011-18
6. Scott Thomas	25	97-99/00-01
7. Eric O'Dell	22	2011-15
Ryan Ready	22	2001-04
9. Bill Bowler	20	1997-00
Scott Aniel	20	1996-99

MOST SHORTHANDED GOALS

PLAYER	SHG	SEASON
1. John Albert	11	2011-16
2. Jimmy Roy	10	1997-06
3. Patrice Cormier	10	2011-18
4. Jason Jeffrey	8	03-08/10-15
Pat Kavanagh	8	2001-04
6. JC Lipon	6	2013-20
Alexandre Bolduc	6	2006-11
Mike Brown	6	2005-08
9. Tyler Bouck	5	2001-07
10. Guillaume Desbiens	4	2008-11

MOST GAME WINNING GOALS

PLAYER	GWG	SEASON
1. Jason Jeffrey	23	04-09/10-15
2. Jimmy Roy	17	1997-06
3. Michael Grabner	16	2007-10
4. Patrice Cormier	15	2011-18
5. Lee Goren	14	2004-07
6. Messon Appleton	13	2017-20
7. JC Lipon	11	2013-18
Eric O'Dell	11	2011-15
11. Eric O'Dell	11	2011-15
Carl Klingberg	11	2011-15
Jason King	11	02-05/11-13

MOST SHOTS ON GOAL

PLAYER	SOG	SEASON
1. Jason Jeffrey	1107	04-09/10-15
2. Jimmy Roy	996	1997-06
3. Brett Hauer	960	1997-01
4. JC Lipon	931	2013-20
5. Jason King	733	02-05/11-13
6. Patrice Cormier	674	2011-18
7. Lee Goren	629	2004-07
8. Carl Klingberg	622	2011-15
Nolan Baumgartner	622	02-05/07-11
10. Brian Chapman	619	1997-03

MOST PENALTY MINUTES

PLAYER	PIM	SEASON
1. Jimmy Roy	1434	1997-06
2. JC Lipon	839	2013-20
3. Mike Ruark	838	1997-01
4. Brian Chapman	725	1997-03
5. Patrice Cormier	616	2011-18
6. Nathan Molver	570	2005-10
7. Mike S. Brown	534	2005-08
8. Greg Pankewicz	489	1996-98
9. Michael Stewart	425	1998-00
10. Guillaume Desbiens	406	2008-11

BEST PLUS/MINUS

PLAYER	+/-	SEASON
1. Jason Jeffrey	61	04-09/10-15
2. Brian Chapman	47	1997-03
3. Shaun Heshka	36	2006-09
4. Cameron Schilling	34	2017-20
Lee Goren	34	2004-07
6. Jimmy Roy	32	1997-06
7. Maxime Fortin	29	2005-09
Michael Grabner	27	2007-10
9. Kevin Beksa	26	03-06/07-08
Brad Moran	25	2006-08
Three more tied at	25	

Bolded players on opening night roster



ALL-TIME SINGLE SEASON LEADERS - GOALIES

MOST GAMES PLAYED

PLAYER	GP	
1. Cory Schneider	60	2009-10
2. Connor Hellebuyck	58	2014-15
3. Fred Brathwaite	58	1986-87
4. Eddie Lack	53	2010-11
5. Eric Comrie	51	2016-17
6. Fred Brathwaite	51	1997-98
7. Alex Auld	50	2004-05
8. Wade Flaherty	49	2005-06
9. Eric Comrie	47	2018-19
10. Eric Comrie	46	2015-16
Two more tied at	46	

MOST WINS

PLAYER	W	
1. Cory Schneider	35	2009-10
2. Connor Hellebuyck	28	2014-15
Eddie Lack	28	2010-11
3. Cory Schneider	28	2008-09
5. Wade Flaherty	26	2005-06
6. Eric Comrie	25	2018-19
7. Drew MacIntyre	25	2007-08
Alex Auld	25	2004-05
Richard Shulmeister	25	1989-90
10. Drew MacIntyre	24	2006-07

MOST LOSSES

PLAYER	L	
1. Eric Comrie	26	2016-17
2. Eric Comrie	25	2015-16
3. Eddie Pasquale	23	2012-13
Cory Schneider	23	2009-10
5. Connor Hellebuyck	22	2014-15
Fred Brathwaite	22	1998-97
7. Eddie Lack	21	2010-11
Mikhail Berdin	21	2019-20
9. Alex Auld	19	2002-03
10. Drew MacIntyre	18	2007-08
Four more tied at	18	

MOST TIES & OT/SO LOSSES

PLAYER	T/OTL/SOL	
1. Jason Elliott	9	1999-00
2. Eric Comrie	7	2015-16
Johan Hedberg	7	2000-01
Richard Shulmeister	7	1999-99
5. Eric Comrie	6	2016-17
Peter Budaj	6	2014-15
6. Connor Hellebuyck	5	2014-15
Tyler Moss	5	2003-04
Tyler Moss	5	2002-03
Three more tied at	5	

BEST GAA (Min. 10 games)

PLAYER	GAA	
1. Curtis Sanford	1.73	2008-09
2. Cory Schneider	2.04	2008-09
3. Michael Hutchinson	2.08	2017-18
4. Drew MacIntyre	2.17	2006-07
5. Tyler Beskorovany	2.20	2013-14
Eddie Lack	2.26	2010-11
7. Cory Schneider	2.28	2010-08
8. Michael Hutchinson	2.30	2013-14
9. Drew MacIntyre	2.32	2007-08
10. Wade Flaherty	2.33	2004-05

MOST SAVES

PLAYER	SVS	
1. Cory Schneider	1687	2009-10
2. Connor Hellebuyck	1666	2014-15
3. Fred Brathwaite	1528	1996-97
4. Eddie Lack	1474	2010-11
5. Eric Comrie	1389	2016-17
6. Eric Comrie	1358	2018-19
7. Fred Brathwaite	1354	1997-98
8. Eric Comrie	1223	2015-16
9. Wade Flaherty	1275	2005-06
10. Drew MacIntyre	1232	2007-08

BEST SAVE % (Min. 10 games)

PLAYER	SV%	
1. Curtis Sanford	0.936	2008-09
2. Michael Hutchinson	0.935	2017-18
3. Tyler Beskorovany	0.932	2013-14
4. Cory Schneider	0.928	2008-09
5. Mikhail Berdin	0.927	2018-19
6. Eddie Lack	0.926	2010-11
7. Michael Hutchinson	0.923	2014-14
8. Connor Hellebuyck	0.922	2015-16
Drew MacIntyre	0.922	2008-07
Johan Hedberg	0.922	1997-98

MOST SHUTOUTS

PLAYER	SO	
1. Connor Hellebuyck	6	2014-15
Wade Flaherty	6	2005-06
3. Eddie Lack	5	2010-11
Cory Schneider	5	2008-09
5. Connor Hellebuyck	4	2015-16
Eddie Pasquale	4	2012-13
Eddie Pasquale	4	2011-12
7. Michael Hutchinson	4	2013-14
Wade Flaherty	4	2004-05
Two more tied at	4	

ALL-TIME CAREER LEADERS - GOALTENDERS

MOST GAMES PLAYED

PLAYER	GP	
1. Eric Comrie	199	2013-20
2. Alex Auld	149	2001-05
3. Cory Schneider	136	2007-10
4. Wade Flaherty	117	2004-07
5. Eddie Pasquale	112	2011-14
6. Fred Brathwaite	109	1996-98
7. Connor Hellebuyck	86	2014-16
8. Drew MacIntyre	87	2006-08
9. Tyler Moss	74	2002-04
10. Mikhail Berdin	65	2018-20

MOST WINS

PLAYER	W	
1. Cory Schneider	84	2007-10
2. Eric Comrie	83	2013-20
3. Alex Auld	69	2001-05
4. Wade Flaherty	62	2005-07
5. Eddie Pasquale	55	2011-14
6. Drew MacIntyre	49	2006-08
7. Fred Brathwaite	45	1996-98
8. Connor Hellebuyck	41	2014-16
9. Michael Hutchinson	34	13-14/17-18
10. Mikhail Berdin	32	2018-20

MOST LOSSES

PLAYER	L	
1. Eric Comrie	92	2013-20
Alex Auld	62	2001-05
3. Eddie Pasquale	48	2011-14
4. Cory Schneider	45	2007-10
5. Fred Brathwaite	40	1996-98
6. Connor Hellebuyck	37	2014-16
7. Wade Flaherty	36	2004-07
8. Tyler Moss	31	2002-04
9. Drew MacIntyre	30	2006-08
10. Mikhail Berdin	29	2018-20

MOST TIES & OT/SO LOSSES

PLAYER	T/OTL/SOL	
1. Eric Comrie	20	2013-20
2. Alex Auld	11	2001-05
3. Tyler Moss	10	2002-04
4. Wade Flaherty	9	2004-07
Jason Elliott	9	1999-00
Fred Brathwaite	9	1996-98
7. Johan Hedberg	8	97-98/00-01/03-04
8. Richard Shulmeister	7	1999-99
9. Connor Hellebuyck	6	2014-16
Peter Budaj	6	2014-15
Eddie Pasquale	6	2011-14

BEST GAA (Min. 25 games)

PLAYER	GAA	
1. Michael Hutchinson	2.18	13-14/17-18
2. Eddie Lack	2.26	2010-11
Drew MacIntyre	2.26	2006-08
4. Cory Schneider	2.31	2007-10
5. Wade Flaherty	2.39	2004-07
6. Christian Bronsard	2.44	1988-89
7. Karl Goehring	2.52	2008-09
8. Connor Hellebuyck	2.55	2014-16
9. Eddie Pasquale	2.55	2011-14
10. Manny Legace	2.59	1989-90

MOST SAVES

PLAYER	SVS	
1. Eric Comrie	5594	2013-20
2. Alex Auld	3687	2001-05
3. Cory Schneider	3549	2007-10
4. Fred Brathwaite	2882	1996-98
Eddie Pasquale	2866	2011-14
6. Wade Flaherty	2844	2004-07
7. Connor Hellebuyck	2516	2014-16
8. Drew MacIntyre	2213	2006-08
9. Tyler Moss	1955	2002-04
10. Mikhail Berdin	1823	2018-20

BEST SAVE % (Min. 25 games)

PLAYER	SV%	
1. Michael Hutchinson	0.930	13-14/17-18
2. Eddie Lack	0.926	2010-11
3. Connor Hellebuyck	0.921	2014-16
Cory Schneider	0.921	2007-10
Drew MacIntyre	0.921	2006-08
6. Christian Bronsard	0.919	1988-89
7. Jason Elliott	0.917	1999-00
8. Mikhail Berdin	0.916	2018-20
Wade Flaherty	0.916	2004-07
10. Karl Goehring	0.914	2008-09

MOST SHUTOUTS

PLAYER	SO	
1. Cory Schneider	12	2007-10
Wade Flaherty	12	2004-07
3. Connor Hellebuyck	10	2014-16
Alex Auld	10	2001-05
5. Eric Comrie	9	2013-20
Eddie Pasquale	9	2011-14
7. Tyler Moss	6	2002-04
8. Michael Hutchinson	5	13-14/17-18
Eddie Lack	5	2010-11
Drew MacIntyre	5	2006-08

Italicized players on an opening night roster



ALL-TIME ROOKIE LEADERS - SKATERS

MOST GAMES PLAYED

PLAYER	GP	
1. Bill Sweatt	80	2010-11
Kevin Bielska	80	2004-05
3. Mason Appleton	76	2017-18
Sami Niku	76	2017-18
Brendan Kichton	76	2013-14
6. Michael Grabner	74	2007-08
Kirill Koltsov	74	2003-04
Sean Tallare	74	1996-97
9. Logan Stanley	73	2018-19
Four more tied at	73	

MOST POINTS

PLAYER	PTS	
1. Mason Appleton	66	2017-18
2. Sami Niku	54	2017-18
3. Sean Tallare	50	1996-97
4. Jack Roslovic	46	2016-17
Brendan Kichton	46	2013-14
6. Bill Sweatt	46	2010-11
Kirill Koltsov	45	2003-04
8. Kyle Connor	44	2016-17
Chase Balsley	44	2014-15
Michael Grabner	44	2007-08

MOST GOALS

PLAYER	G	
1. Kyle Connor	25	2016-17
2. Mason Appleton	22	2017-18
Sergei Shirokov	22	2009-10
Michael Grabner	22	2007-08
5. Chase Balsley	21	2014-15
Sean Tallare	21	1996-97
Jason King	20	2002-03
Alex Korolyuk	20	1996-97
9. Chase De Leo	19	2015-16
Bill Sweatt	19	2010-11

MOST ASSISTS

PLAYER	A	
1. Mason Appleton	44	2017-18
2. Sami Niku	36	2017-18
Brendan Kichton	36	2013-14
4. Jack Roslovic	35	2016-17
5. J.C. Lipon	32	2013-14
Sean Tallare	29	1996-97
7. Bill Sweatt	27	2010-11
Kirill Koltsov	27	2004-05
9. Kirill Koltsov	25	2003-04
10. Five tied with	23	

MOST POWER PLAY GOALS

PLAYER	PPG	
1. Michael Spaczek	10	2017-18
Sami Niku	10	2017-18
3. Kyle Connor	9	2016-17
Chase De Leo	9	2015-16
5. Mason Appleton	8	2017-18
Dan DeSalvo	8	2018-19
7. Chase Balsley	6	2014-15
Brendan Lemieux	5	2016-17
Zach Redmond	5	2011-12
Three more tied at	5	

MOST SHORTHANDED GOALS

PLAYER	SHG	
1. Mike S. Brown	5	2005-06
2. Cam MacIsaac	2	2017-18
John Albert	2	2011-12
Carl Klingberg	2	2011-12
Alex Korolyuk	2	2011-12
6. David Gustafsson	1	2019-20
Dale Meier	1	2019-20
Dan DeSalvo	1	2016-17
Chase Balsley	1	2014-15
Eight more tied at	1	

MOST GAME WINNING GOALS

PLAYER	GWG	
1. Mason Appleton	6	2017-18
2. Bill Sweatt	5	2010-11
Michael Grabner	5	2007-08
4. Kyle Connor	4	2016-17
Brendan Reid	4	2001-02
Wes Serry	4	1999-00
7. Jack Roslovic	3	2016-17
Dan DeSalvo	3	2016-17
Chase Balsley	3	2014-15
Seven more tied at	3	

MOST SHOTS ON GOAL

PLAYER	SOG	
1. Sean Tallare	215	1996-97
2. Chase De Leo	191	2015-16
3. Mason Appleton	190	2017-18
4. Kevin Bielska	189	2004-05
5. Michael Grabner	185	2007-08
6. Bill Sweatt	173	2010-11
7. Cody Hodgson	166	2010-11
8. Sergei Shirokov	159	2009-10
9. Carl Klingberg	157	2011-12
Kyle Connor	151	2016-17
Jason King	151	2002-03

MOST PENALTY MINUTES

PLAYER	PIM	
1. Kevin Bielska	192	2004-05
2. Adam Kestel	158	2005-06
3. Mike S. Brown	133	2005-06
4. J.C. Lipon	126	2013-14
5. Jimmy Ray	133	1997-98
Brendan Lemieux	130	2016-17
7. Rick Pajani	122	2005-06
8. James Dymone	121	2005-06
9. Pierre-Edric Labrie	108	2007-08
10. Alexander Burrows	107	2004-05

BEST PLUS/MINUS

PLAYER	+/-	
1. Kevin Bielska	21	2004-05
2. Sami Niku	17	2017-18
3. Mason Appleton	14	2017-18
Wes Serry	14	1999-00
5. Raymond Sawada	12	2009-09
6. Jonathon Kovacsich	10	2019-20
John Albert	10	2011-12
8. Jake Kulevich	9	2017-18
Zach Redmond	9	2011-12
Alex Edler	9	2006-07

ALL-TIME ROOKIE LEADERS BY POSITION

LEFT WING

SEASON
GOALS - 25 Kyle Connor (2016-17)
ASSISTS - 27 Bill Sweatt (2010-11)
POINTS - 46 Bill Sweatt (2010-11)

CENTRE

SEASON
GOALS - 20 Alex Korolyuk (1996-97)
ASSISTS - 35 Jack Roslovic (2016-17)
POINTS - 48 Jack Roslovic (2016-17)

RIGHT WING

SEASON
GOALS - 22 Mason Appleton (2017-18) Michael Grabner (2007-08)
ASSISTS - 44 Mason Appleton (2017-18)
POINTS - 66 Mason Appleton (2017-18)

DEFENCEMEN

SEASON
GOALS - 16 Sami Niku (2017-18)
ASSISTS - 38 Sami Niku (2017-18) Brendan Kichton (2013-14)
POINTS - 54 Sami Niku (2017-18)

ALL-TIME ROOKIE LEADERS - GOALTENDERS

MOST GAMES PLAYED

PLAYER	GP	
1. Connor Hellebuyck	59	2014-15
2. Eddie Lack	53	2010-11
3. Eric Cormie	46	2015-16
4. Mikhail Bardin	42	2019-20
5. Eddie Pasquale	38	2011-12

MOST WINS

PLAYER	W	
1. Connor Hellebuyck	28	2014-15
Eddie Lack	28	2010-11
3. Eddie Pasquale	23	2011-12
4. Cory Schneider	21	2007-08
5. Mikhail Bardin	20	2019-20

MOST LOSSES

PLAYER	L	
1. Eric Cormie	25	2015-16
2. Connor Hellebuyck	22	2014-15
3. Eddie Lack	21	2010-11
Mikhail Bardin	21	2019-20
5. Eddie Pasquale	12	2011-12
Cory Schneider	12	2007-08

MOST TIES & OT/SO LOSSES

PLAYER	T/OT/SOL	
1. Eric Cormie	7	2015-16
2. Connor Hellebuyck	5	2014-15
3. Eddie Lack	4	2010-11
Christian Brassard	4	1998-99
5. Mikhail Bardin	3	2019-19

BEST GAA (Min. 10 games)

PLAYER	GAA	
1. Eddie Lack	2.26	2010-11
2. Cory Schneider	2.28	2007-08
3. Mikhail Bardin	2.34	2018-19
4. Eddie Pasquale	2.41	2011-12
5. Christian Brassard	2.44	1998-99

MOST SAVES

PLAYER	SVS	
1. Connor Hellebuyck	1696	2014-15
Eddie Lack	1474	2010-11
3. Eric Cormie	1323	2015-16
4. Mikhail Bardin	1176	2019-20
5. Eddie Pasquale	894	2011-12

BEST SAVE % (Min. 10 games)

PLAYER	SV%	
1. Mikhail Bardin	0.927	2018-19
2. Eddie Lack	0.926	2010-11
3. Connor Hellebuyck	0.921	2014-15
Christian Brassard	0.916	1998-99
5. Cory Schneider	0.916	2007-08

MOST SHUTOUTS

PLAYER	SO	
1. Connor Hellebuyck	6	2014-15
Eddie Lack	5	2010-11
3. Eddie Pasquale	4	2011-12
4. Cory Schneider	3	1998-99
5. Mikhail Bardin	2	2019-20
Mikhail Bardin	2	2018-19

Mikhail Bardin considered a rookie in both 2018-19 and 2019-20



ALL-TIME CAREER LEADERS - FORWARDS

MOST GAMES PLAYED

PLAYER	GP	DATE
1. Jimmy Roy	603	1997-06
2. Jason Jeffrey	493	05-09/10-15
3. JC Lipon	452	2013-19
4. Patrice Cormier	402	2011-18
5. Mike Keane	365	2005-10
6. Nathan Smith	293	2002-07
7. John Albert	283	2011-16
8. Jason King	270	02-06/11-13
9. Brandon Reid	259	01-04/06-07
10. Carl Klingberg	246	2011-15

MOST POINTS

PLAYER	PTS	DATE
1. Jason Jeffrey	402	05-09/10-15
2. JC Lipon	222	2013-19
3. Jimmy Roy	212	1997-06
4. Patrice Cormier	195	2011-18
5. Jason King	194	02-06/11-13
6. Bill Bowler	189	1997-00
7. Brandon Reid	181	01-04/06-07
8. Scott Amiel	171	1996-99
9. Lee Goren	171	2004-07
10. John Albert	155	2011-16

MOST GOALS

PLAYER	G	DATE
1. Jason Jeffrey	158	04-09/10-15
2. Jimmy Roy	101	1997-06
3. Jason King	100	02-06/11-13
4. Patrice Cormier	96	2011-18
5. JC Lipon	80	2013-20
6. Greg Pankiewicz	80	2004-07
7. Eric O'Dell	72	2011-15
8. Brandon Reid	70	01-04/06-07
10. John Albert	68	2011-16
Michael Grabner	68	2007-10

MOST ASSISTS

PLAYER	A	DATE
1. Jason Jeffrey	244	04-09/10-15
2. JC Lipon	142	2013-20
3. Bill Bowler	134	1997-00
4. Brandon Reid	111	01-04/06-07
5. Jimmy Roy	111	1997-06
6. Scott Amiel	104	1996-99
7. Brad Moran	102	2006-08
8. Patrice Cormier	99	2011-18
9. Jason King	94	02-06/11-13
10. Lee Goren	91	2004-07

MOST SHOTS ON GOAL

PLAYER	SOG	DATE
1. Jason Jeffrey	1107	04-09/10-15
2. Jimmy Roy	1096	1997-06
3. JC Lipon	931	2013-20
4. Jason King	793	02-06/11-13
5. Patrice Cormier	674	2011-18
6. Lee Goren	623	2004-07
7. Carl Klingberg	622	2011-15
8. John Albert	617	2011-16
9. Brandon Reid	556	01-04/06-07
10. Michael Grabner	555	2007-10

MOST PENALTY MINUTES

PLAYER	PIM	DATE
1. Jimmy Roy	1434	1997-06
2. JC Lipon	839	2013-20
3. Patrice Cormier	616	2011-18
4. Mike S. Brown	534	2005-08
5. Greg Pankiewicz	468	1996-99
6. Guillaume Deslauriers	406	2008-11
7. Tommy Maxwell	399	2008-12
8. Jason Jeffrey	397	04-09/10-15
9. Jason MacDonald	360	1999-00
10. Alexandre Bolduc	327	2005-11

BEST PLUS/MINUS

PLAYER	+/-	DATE
1. Jason Jeffrey	61	04-09/10-15
2. Lee Goren	34	2004-07
3. Jimmy Roy	32	1997-06
4. Michael Grabner	27	2007-10
5. Brad Moran	25	2006-08
Marin Gusevic	25	2008-11
Jens Eriksson	25	2008-10
Jason King	25	2008-08
9. Alexandre Bolduc	22	2005-11
10. Eric O'Dell	20	2011-15
Kyle MacKinnon	20	2013-15

ALL-TIME CAREER LEADERS - DEFENCEMEN

MOST GAMES PLAYED

PLAYER	GP	DATE
1. Brian Chapman	447	1997-03
2. Nolan Baumgartner	395	02-05/07-11
3. Julian Melchiori	324	2011-18
4. Brett Heuer	322	1997-01
5. Travis Ramsey	305	2007-13
6. Justin Kurtz	296	1998-03
7. Mike Ruark	280	1997-01
8. Brandon Kichton	272	2013-17
9. Maxime Fortunus	271	2005-09
10. Peter Stoykewych	267	2014-20

MOST POINTS

PLAYER	PTS	DATE
1. Brett Heuer	251	1997-01
2. Nolan Baumgartner	185	02-05/07-11
3. Brian Chapman	158	1997-03
4. Brandon Kichton	141	2013-17
5. Justin Kurtz	137	1998-03
6. Will O'Neill	107	2011-15
7. Cameron Schilling	85	2017-20
8. Sami Niku	80	2017-20
9. Kent Feans	79	1996-99
10. Zach Redmond	75	2011-14

MOST GOALS

PLAYER	G	DATE
1. Brett Heuer	58	1997-01
2. Nolan Baumgartner	41	02-05/07-11
3. Justin Kurtz	36	1998-03
4. Brandon Kichton	30	2013-17
5. Kent Feans	25	1996-99
6. Will O'Neill	23	2011-15
Brian Chapman	23	1997-03
8. Sami Niku	22	2017-20
Zach Redmond	22	2011-14
Paul Postma	22	11-14/15-16

MOST ASSISTS

PLAYER	A	DATE
1. Brett Heuer	193	1997-01
2. Nolan Baumgartner	144	02-05/07-11
3. Brian Chapman	135	1997-03
4. Brandon Kichton	111	2013-17
5. Justin Kurtz	101	1998-03
6. Will O'Neill	84	2011-15
7. Cameron Schilling	68	2017-20
8. Sami Niku	58	2017-20
9. Kent Feans	54	1996-99
10. Peter Stoykewych	53	2014-20
Zach Redmond	53	2011-14
Maxime Fortunus	53	2005-09

MOST SHOTS ON GOAL

PLAYER	SOG	DATE
1. Brett Heuer	960	1997-01
2. Nolan Baumgartner	622	02-05/07-11
3. Brian Chapman	619	1997-03
4. Justin Kurtz	533	1998-03
5. Peter Stoykewych	444	2014-20
6. Cameron Schilling	437	2017-20
7. Brandon Kichton	415	2013-17
8. Will O'Neill	393	2011-15
9. Michael Stewart	379	1998-00
10. Julian Melchiori	375	2011-18

MOST PENALTY MINUTES

PLAYER	PIM	DATE
1. Mike Ruark	838	1997-01
2. Brian Chapman	725	1997-03
3. Nathan Molver	570	2005-10
4. Michael Stewart	425	1998-00
5. Zack Fitzgerald	367	2007-09
6. Nolan Baumgartner	352	02-05/07-11
7. Justin Kurtz	325	1998-03
8. Zenith Komarniski	282	2001-04
9. Travis Ramsey	261	2007-13
10. Jeff Ricciardi	271	1996-97

BEST PLUS/MINUS

PLAYER	+/-	DATE
1. Brian Chapman	47	1997-03
2. Shaun Heshka	36	2006-09
3. Cameron Schilling	34	2017-20
4. Maxime Fortunus	29	2005-09
5. Kevin Bieksa	26	03-06/07-08
6. Zach Redmond	24	2011-14
7. Nathan Molver	23	2005-10
8. Nolan Baumgartner	20	02-05/07-11
Jeff Parrott	20	1997-00
10. Ben Chiarot	18	2011-15
Two more tied at	18	

Italicized players on opening night roster



LEADERS BY SEASON

GAMES PLAYED

SEASON	PLAYER	GP
1996-97	Scott McCrory	82
1997-98	Brett Hauer	82
1998-99	Bill Bowler, Jason MacDonald	82
1999-00	Brian Chapman	80
2000-01	Brett Hauer, Sean Pronger Doug Ast, Brian Chapman	82
2001-02	Andre Savage	76
2002-03	Tyler Brauck	76
2003-04	Jimmy Roy, Mikko Jokela	78
2004-05	Peter Sarno, Jeff Heerema, Kevin Bieksa, Tomas Mojzis	80
2005-06	Jesse Schultz, Craig Darby	80
2006-07	Jason Jeffray	77
2007-08	Shaun Heshka, Greg Clessen	78
2008-09	Gaillaume Desbiens	80
2009-10	Travis Ramsey, Marco Rosa	80
2010-11	Bill Sweatt	80
2011-12	Kevin Clark, Zach Redmond	72
2012-13	Ben Maxwell	74
2013-14	Jason Jeffray, Andrew Gordon, Brendan Kichton	76
2014-15	Auston Brassard	75
2015-16	Auston Brassard	75
2016-17	Kevin Caccamese	76
2017-18	Mason Appleton, Sami Niku	76
2018-19	Nelson Nogier, Michael Spasock	74
2019-20	JC Lipon	61

GOALS

SEASON	PLAYER	G
1996-97	Greg Panikewicz	32
1997-98	Greg Panikewicz	42
1998-99	Scott Thomas	45
1999-00	Mike Prokopac	23
2000-01	Rusty Fitzgerald	30
2001-02	Andre Savage	35
2002-03	Ryan Ready	24
2003-04	Pat Kavanagh, Fedor Fedorov	23
2004-05	Lee Goren	32
2005-06	Jesse Schultz	37
2006-07	Jason Jeffray	35
2007-08	Brad Moran, Michael Grabner	22
2008-09	Jason Krog, Michael Grabner	30
2009-10	Marco Rosa, Sergei Shirokov	22
2010-11	Sergei Shirokov	22
2011-12	Jason King	22
2012-13	Eric O'Dell	28
2013-14	John Albert	29
2014-15	Chase Bailey	21
2015-16	Scott Kosmachuk, Chase De Leo	19
2016-17	Kyle Connor	25
2017-18	Buddy Robinson	25
2018-19	Lugan Shaw	27
2019-20	Seh Griffith	21

ASSISTS

SEASON	PLAYER	A
1996-97	Scott McCrory	47
1997-98	Brett Hauer	48
1998-99	Bill Bowler	67
1999-00	Brett Hauer	47
2000-01	Steve Brule	48
2001-02	Steve Kariya	37
2002-03	Brandon Reid	36
2003-04	Brandon Reid	39
2004-05	Peter Sarno	66
2005-06	Craig Darby	36
2006-07	Brad Moran	47
2007-08	Brad Moran	55
2008-09	Jason Krog	56
2009-10	Marco Rosa	33
2010-11	Sergei Shirokov	36
2011-12	Spencer Mechacek, Jason Desantis	32
2012-13	Jason Jeffray	33
2013-14	Jason Jeffray	41
2014-15	Will O'Neill	38
2015-16	Brendan Kichton	30
2016-17	Jack Roslovic	35
2017-18	Mason Appleton	44
2018-19	Seh Griffith	41
2019-20	Jansen Herkins	24

POINTS

SEASON	PLAYER	PTS
1996-97	Scott McCrory	71
1997-98	Greg Panikewicz	76
1998-99	Bill Bowler	93
1999-00	Bill Bowler	82
2000-01	Steve Brule	69
2001-02	Steve Kariya	62
2002-03	Brandon Reid	54
2003-04	Brandon Reid	59
2004-05	Peter Sarno	62
2005-06	Jesse Schultz	67
2006-07	Jason Jeffray	81
2007-08	Brad Moran	77
2008-09	Jason Krog	66
2009-10	Marco Rosa	55
2010-11	Sergei Shirokov	58
2011-12	Spencer Mechacek	50
2012-13	Eric O'Dell	55
2013-14	Jason Jeffray	59
2014-15	Will O'Neill	48
2015-16	Brendan Kichton	41
2016-17	Jack Roslovic	49
2017-18	Mason Appleton	66
2018-19	Seh Griffith	57
2019-20	Seh Griffith	41

PENALTY MINUTES

SEASON	PLAYER	PIM
1996-97	Jeff Ricciardi	277
1997-98	Greg Panikewicz	246
1998-99	Jason MacDonald	283
1999-00	Mike Ruark	261
2000-01	Mel Angelstad	252
2001-02	Regan Darby	156
2002-03	John Graghead	189
2003-04	Jimmy Roy	180
2004-05	Wade Brodzbank	285
2005-06	Adam Keefe	67
2006-07	Mike Brown	194
2007-08	Mike Brown	201
2008-09	Zack Fitzgerald	209
2009-10	Tommy Maxwell	256
2010-11	Gaillaume Desbiens	104
2011-12	Garth Murray	112
2012-13	Dean Arsene	136
2013-14	JC Lipon	96
2014-15	JC Lipon	163
2015-16	Darren Kramer	138
2016-17	Brendan Lemieux	130
2017-18	Brendan Lemieux	170
2018-19	JC Lipon	121
2019-20	JC Lipon	107

PLUS/MINUS

SEASON	PLAYER	+/-
1996-97	Chris Kontos	-9
1997-98	Brian Chapman	-17
1998-99	Brett Hauer, Kent Feams, Rhett Gordon	-17
1999-00	Vlad Sarov	-14
2000-01	Brian Chapman	-17
2001-02	Jimmy Roy	-22
2002-03	Nolan Baumgartner	+15
2003-04	Jaroslav Olesak	-9
2004-05	Lee Goren	-24
2005-06	Nathan McIvor	+18
2006-07	Jason Jeffray	+12
2007-08	Jannik Hansen	+23
2008-09	Jason Krog	-25
2009-10	Peter Dvacko	+12
2010-11	Lee Sweatt	-15
2011-12	Arturs Kulda	-18
2012-13	Eric O'Dell	+9
2013-14	Ben Chiarot	-29
2014-15	Kyle MacKinnon	+3
2015-16	Joel Armia, Dan DeSalvo, Brandon Dinnham	-3
2016-17	JC Lipon	-11
2017-18	Peter Stoykewych	+28
2018-19	JC Lipon	+10
2019-20	Johnathan Kovacevic	+10

POWER PLAY GOALS

SEASON	PLAYER	PPG
1996-97	Scott McCrory	11
1997-98	Greg Panikewicz	13
1998-99	Scott Thomas	16
1999-00	Mike Prokopac	13
2000-01	Steve Brule	11
2001-02	Andre Savage	12
2002-03	Ryan Ready	11
2003-04	Fedor Fedorov	10
2004-05	Lee Goren	16
2005-06	Jesse Schultz, Lee Goren	16
2006-07	Jason Jeffray	16
2007-08	Brad Moran, Colby Coweney	8
2008-09	Jason Krog	8
2009-10	Marco Rosa	5
2010-11	Mark Hood	5
2011-12	Jason King	9
2012-13	Eric O'Dell	10
2013-14	Jerome Samson	11
2014-15	Will O'Neill	8
2015-16	Chase De Leo	9
2016-17	Kyle Connor	9
2017-18	Michael Spasock, Sami Niku	10
2018-19	Lugan Shaw	13
2019-20	C.J. Suesse, Seh Griffith, Kristian Vesalainen	6

SHORTHANDED GOALS

SEASON	PLAYER	SHG
1996-97	Randy Gilman, Alexander Korhyuk	2
1997-98	Ralph Intranuovo, Jason Christie	1
1998-99	Joe Frederick, Scott Thomas, Brian Stocard	1
1999-00	Rhett Gordon, Jimmy Roy, Michael Stewart, Mike Ruark	1
2000-01	Jim Montgomery, Shawn Burr, Rusty Fitzgerald, Jimmy Roy	1
2001-02	Dimitri Leonov	3
2002-03	Jimmy Roy	4
2003-04	Pat Kavanagh	3
2004-05	Pat Kavanagh	4
2005-06	Jason King	2
2006-07	Mike Brown	5
2007-08	Jason Jeffray	2
2008-09	Alexandre Bolduc, Nolan Baumgartner	3
2009-10	Gaillaume Desbiens, Michel Ouellet	2
2010-11	Mike Keane	2
2011-12	Garth Murray	3
2012-13	Jason Jeffray	3
2013-14	Aaron Cognigni	2
2014-15	John Albert	6
2015-16	John Albert	3
2016-17	JC Lipon	3
2017-18	Quinton Howden	3
2018-19	Patrice Cormier	3
2019-20	JC Lipon	2
2019-20	C.J. Suesse	2

GAME WINNING GOALS

SEASON	PLAYER	GWG
1996-97	Scott McCrory	5
1997-98	Kent Feams	6
1998-99	Scott Thomas	8
1999-00	Mike Prokopac	6
2000-01	Sean Pronger	5
2001-02	Pat Kavanagh, Brad Leeb	5
2002-03	Brandon Reid	4
2003-04	Pat Kavanagh	6
2004-05	Ryan Kesler	6
2005-06	Jesse Schultz	6
2006-07	Jason Jeffray	7
2007-08	Brad Moran	6
2008-09	Michael Grabner	8
2009-10	Peter Dvacko	5
2010-11	Sergei Shirokov, Bill Sweatt, Marco Rosa	5
2011-12	Spencer Mechacek	4
2012-13	Eric O'Dell, Spencer Mechacek	4
2013-14	Karl Moullet	6
2014-15	Carl Klingberg	5
2015-16	Auston Brassard	6
2016-17	Kyle Connor	4
2017-18	JC Lipon, Mason Appleton	6
2018-19	Mason Appleton	7
2019-20	C.J. Suesse	4



LEADERS BY SEASON

SHOTS

SEASON	PLAYER	SOG
1996-97	Breg Panikowicz	251
1997-98	Breg Panikowicz	268
1998-99	Brett Hauer	261
1999-00	Brett Hauer	233
2000-01	Steve Brule	283
2001-02	Andre Savage, Ryan Ready	182
2002-03	Ryan Ready	199
2003-04	Pat Kavanagh	173
2004-05	Les Goren	241
2005-06	Jesse Schultz	172
2006-07	Jason Jeffrey	239
2007-08	Brod Meran, Michael Grabner	165
2008-09	Michael Grabner	298
2009-10	Marco Rosa	199
2010-11	Sergei Shirokov	181
2011-12	Spencer Machacek	166
2012-13	Ben Maxwell	173
2013-14	Jerome Samson	214
2014-15	Will O'Neill	194
2015-16	Chase De Leo	191
2016-17	Kevin Cuzcman	190
2017-18	Buddy Robinson	204
2018-19	Cameron Schilling	159
2019-20	JC Lipan	145

GAMES PLAYED - GOALTENDERS

SEASON	PLAYER	GP
1996-97	Fred Brathwaite	58
1997-98	Fred Brathwaite	51
1998-99	Richard Shulmistra	44
1999-00	Jason Elliott	43
2000-01	Johan Hedberg	46
2001-02	Alfie Michaud	32
2002-03	Tyler Moss	42
2003-04	Alex Auld	40
2004-05	Alex Auld	50
2005-06	Wade Flaherty	49
2006-07	Drew MacIntyre	41
2007-08	Drew MacIntyre	46
2008-09	Cory Schneider	40
2009-10	Cory Schneider	60
2010-11	Eddie Lack	53
2011-12	Eddie Pasquale	38
2012-13	Eddie Pasquale	43
2013-14	Eddie Pasquale	31
2014-15	Connor Hellebuyck	58
2015-16	Eric Cormie	46
2016-17	Eric Cormie	51
2017-18	Eric Cormie	34
2018-19	Eric Cormie	47
2019-20	Mikhail Berdin	42

WINS

SEASON	PLAYER	W
1996-97	Fred Brathwaite	22
1997-98	Fred Brathwaite	23
1998-99	Richard Shulmistra	25
1999-00	Jason Elliott	19
2000-01	Johan Hedberg	23
2001-02	Alfie Michaud	16
2002-03	Tyler Moss	21
2003-04	Alex Auld	18
2004-05	Alex Auld	25
2005-06	Wade Flaherty	24
2006-07	Drew MacIntyre	24
2007-08	Drew MacIntyre	25
2008-09	Cory Schneider	28
2009-10	Cory Schneider	35
2010-11	Eddie Lack	29
2011-12	Eddie Pasquale	23
2012-13	Mark Dekanich	23
2013-14	Eddie Pasquale	17
	Michael Hutchison	
2014-15	Connor Hellebuyck	28
2015-16	Connor Hellebuyck, Eric Cormie	13
2016-17	Eric Cormie	19
2017-18	Eric Cormie	18
2018-19	Eric Cormie	25
2019-20	Mikhail Berdin	20

GOALS AGAINST AVERAGE

SEASON	PLAYER	GAA
1996-97	Fred Brathwaite	3.40
1997-98	Johan Hedberg	2.58
1998-99	Christian Bronsard	2.44
1999-00	Manny Legace	2.59
2000-01	Jeff Salajko	2.51
2001-02	Alfie Michaud	2.68
2002-03	Alex Auld	2.64
2003-04	Alex Auld	2.55
2004-05	Wade Flaherty	2.33
2005-06	Wade Flaherty	2.40
2006-07	Drew MacIntyre	2.17
2007-08	Cory Schneider	2.28
2008-09	Cory Schneider	2.04
2009-10	Cory Schneider	2.51
2010-11	Eddie Lack	2.26
2011-12	Eddie Pasquale	2.41
2012-13	Eddie Pasquale	2.79
2013-14	Tyler Beskorovany	2.20
2014-15	Eric Cormie	2.27
2015-16	Connor Hellebuyck	2.49
2016-17	Dan Pavelac	2.78
2017-18	Michael Hutchison	2.08
2018-19	Mikhail Berdin	2.34
2019-20	Eric Cormie	2.56

SHUTOUTS

SEASON	PLAYER	SO
1996-97	Fred Brathwaite	1
1997-98	Rich Parent	3
1998-99	Richard Shulmistra	2
1999-00	Manny Legace	2
2000-01	Ken Wreggett	2
2001-02	Alfie Michaud	4
2002-03	Tyler Moss, Alex Auld	3
2003-04	Alex Auld	4
2004-05	Wade Flaherty	4
2005-06	Wade Flaherty	6
2006-07	Drew MacIntyre	3
2007-08	Cory Schneider	3
2008-09	Cory Schneider	5
2009-10	Eddie Lack	4
2010-11	Eddie Lack	5
2011-12	Eddie Pasquale	4
2012-13	Eddie Pasquale	4
2013-14	Michael Hutchison	3
2014-15	Connor Hellebuyck	6
2015-16	Connor Hellebuyck	4
2016-17	Eric Cormie	3
2017-18	Eric Cormie, Michael Hutchison	2
2018-19	Mikhail Berdin, Eric Cormie	2
2019-20	Mikhail Berdin	2

LOSSES

SEASON	PLAYER	L
1996-97	Fred Brathwaite	22
1997-98	Fred Brathwaite	18
1998-99	Richard Shulmistra	11
1999-00	Manny Legace	18
2000-01	Johan Hedberg, Ken Wreggett	13
2001-02	Martin Brochu	14
2002-03	Alex Auld	19
2003-04	Alex Auld, Tyler Moss	16
2004-05	Alex Auld	17
2005-06	Wade Flaherty	18
2006-07	Drew MacIntyre	12
2007-08	Drew MacIntyre	16
2008-09	Cory Schneider	10
2009-10	Cory Schneider	23
2010-11	Eddie Lack	21
2011-12	Eddie Pasquale, David Aebischer	13
2012-13	Eddie Pasquale	29
2013-14	Eddie Pasquale	13
2014-15	Connor Hellebuyck	22
2015-16	Eric Cormie	25
2016-17	Eric Cormie	26
2017-18	Eric Cormie	13
2018-19	Eric Cormie	16
2019-20	Mikhail Berdin	21

TIES AND OT/SO LOSSES

SEASON	PLAYER	T/OTL/SOL
1996-97	Fred Brathwaite	5
	Vincent Riendeau	
1997-98	Fred Brathwaite	4
1998-99	Richard Shulmistra	4
1999-00	Jason Elliott	9
2000-01	Johan Hedberg	7
2001-02	Martin Brochu	3
2002-03	Tyler Moss	5
2003-04	Tyler Moss	5
2004-05	Alex Auld	4
2005-06	Wade Flaherty	4
2006-07	Drew MacIntyre	5
2007-08	Drew MacIntyre, Cory Schneider	2
2008-09	Cory Schneider	2
2009-10	Cory Schneider	2
2010-11	Eddie Lack	2
2011-12	David Aebischer	4
2012-13	Eddie Pasquale	4
2013-14	Tyler Beskorovany	2
2014-15	Peter Budaj	6
2015-16	Eric Cormie	7
2016-17	Eric Cormie	6
2017-18	Michael Hutchison	4
2018-19	Eric Cormie	4
2019-20	Mikhail Berdin	1

SAVE PERCENTAGE

SEASON	PLAYER	SV%
1996-97	Fred Brathwaite	0.911
1997-98	Johan Hedberg	0.922
1998-99	Christian Bronsard	0.918
1999-00	Jason Elliott	0.917
2000-01	Jeff Salajko	0.917
2001-02	Alfie Michaud	0.907
2002-03	Tyler Moss	0.909
2003-04	Alex Auld	0.915
2004-05	Wade Flaherty	0.918
2005-06	Wade Flaherty	0.919
2006-07	Dov Grumet-Morris	0.920
2007-08	Drew MacIntyre	0.921
2008-09	Cory Schneider	0.928
2009-10	Cory Schneider	0.919
2010-11	Eddie Lack	0.926
2011-12	Eddie Pasquale	0.911
2012-13	Eddie Pasquale	0.907
2013-14	Tyler Beskorovany	0.922
2014-15	Connor Hellebuyck	0.921
2015-16	Connor Hellebuyck	0.922
2016-17	Dan Pavelac	0.917
2017-18	Michael Hutchison	0.925
2018-19	Mikhail Berdin	0.927
2019-20	Eric Cormie	0.915

SAVES

SEASON	PLAYER	SVS
1996-97	Fred Brathwaite	1528
1997-98	Fred Brathwaite	1554
1998-99	Richard Shulmistra	1153
1999-00	Jason Elliott	1187
2000-01	Johan Hedberg	1193
2001-02	Alfie Michaud	760
2002-03	Tyler Moss	1169
2003-04	Alex Auld	1071
2004-05	Alex Auld	1178
2005-06	Wade Flaherty	1275
2006-07	Drew MacIntyre	981
2007-08	Drew MacIntyre	1232
2008-09	Cory Schneider	1014
2009-10	Cory Schneider	1687
2010-11	Eddie Lack	1592
2011-12	Eddie Pasquale	854
2012-13	Eddie Pasquale	1109
2013-14	Eddie Pasquale	803
2014-15	Connor Hellebuyck	1036
2015-16	Eric Cormie	1223
2016-17	Eric Cormie	1368
2017-18	Eric Cormie	947
2018-19	Eric Cormie	1358
2019-20	Mikhail Berdin	1293

SCORING RECORDS BY POSITION

LEFT WING

SEASON

GOALS - 35
Jason Jaffray (2006-07)

ASSISTS - 46
Jason Jaffray (2006-07)

POINTS - 81
Jason Jaffray (2006-07)

CAREER

GOALS - 158
Jason Jaffray (2004-09/2010-15)

ASSISTS - 244
Jason Jaffray (2004-09/2010-15)

POINTS - 402
Jason Jaffray (2004-09/2010-15)

CENTRE

SEASON

GOALS - 35
Andre Savage (2000-01)

ASSISTS - 67
Bill Bowler (1998-99)

POINTS - 93
Bill Bowler (1998-99)

CAREER

GOALS - 96
Patrice Cormier (2011-18)

ASSISTS - 134
Bill Bowler (1997-2000)

POINTS - 195
Patrice Cormier (2011-18)

RIGHT WING

SEASON

GOALS - 45
Scott Thomas (1998-99)

ASSISTS - 44
Mason Appleton (2017-18)

POINTS - 76
Greg Pankewicz (1997-98)

CAREER

GOALS - 80
JC Lipon (2013-20)
Lee Goren (2004-07)

ASSISTS - 142
JC Lipon (2013-20)

POINTS - 222
JC Lipon (2013-20)

DEFENCEMEN

SEASON

GOALS - 17
Brett Hauer (2000-01)

ASSISTS - 58
Brett Hauer (1998-99)

POINTS - 71
Brett Hauer (1998-99)

CAREER

GOALS - 58
Brett Hauer (1997-2001)

ASSISTS - 193
Brett Hauer (1997-2001)

POINTS - 251
Brett Hauer (1997-2001)

GOALTENDER

SEASON

GOALS - 1
Drew MacIntyre (20/2/2008), Fred Brathwaite (11/19/1996)

ASSISTS - 5
Fred Brathwaite (1996-97)

POINTS - 6
Fred Brathwaite (1996-97)

CAREER

GOALS - 1
Drew MacIntyre (2006-08), Fred Brathwaite (1996-98)

ASSISTS - 9
Fred Brathwaite (1996-98)

POINTS - 10
Fred Brathwaite (1996-98)

Italicized players on opening night roster

PLAYER STREAKS

SKATER STREAKS

GOAL STREAK - 7 games

Jason Jaffray (12/28/2006 - 1/17/2007)

ASSIST STREAK - 11 games

Seth Griffith, 14 assists (1/10/2019 - 2/2/2019)

Brett Hauer, 14 assists (10/23/1999 - 11/20/1999)

POINTS STREAK - 12 games

Aaron Gagnon, 10 goals + 9 assists (2/26/2013 - 3/30/2013)

Sergei Shirokov, 10 goals + 5 assists (12/17/2010 - 1/15/2011)

MULTI-POINT GAME STREAK - 7 games

Braed Moran, 5 goals + 11 assists (3/15/2008 - 3/28/2008)

POINTS STREAK FROM START OF MOOSE CAREER

11 games Steve Kariya, 3 goals + 9 assists (10/5/2001 - 10/27/2001)

GOAL STREAK FROM START OF MOOSE CAREER

5 games Chris Herperger, 5 goals (1/21/2003 - 1/28/2003)

GOALTENDING STREAKS

MOST CONSECUTIVE STARTS - 18

Eric Comrie (12/12/2015 - 1/22/2016)

MOST CONSECUTIVE STARTS FROM SEASON START - 7

Jason Elliott (10/1/1999 - 10/17/1999)

MOST CONSECUTIVE GAMES PLAYED - 21

Connor Hellebuyck (1/3/2015 - 2/21/2015)*

LONGEST WINNING STREAK - 10

Cory Schneider (10/17/2008 - 11/20/2008)

LONGEST UNBEATEN STREAK - 13

Cory Schneider (10/17/2008 - 1/10/2009)

LONGEST LOSING STREAK - 5

Ken Appleby (10/13/2018 - 12/22/2018)

Mark Dekanich (11/17/2012 - 12/12/2012)*

LONGEST WINLESS STREAK - 8

Eric Comrie (1/16/2016 - 2/4/2016)

CONSECUTIVE SHUTOUT MINUTES - 179:56

Tyler Moss:

31:12 @ Cleveland (12/16/2003) +

60:00 @ Albany (12/17/2003) +

60:00 vs. Grand Rapids (12/19/2003) +

28:44 vs. Grand Rapids (12/21/2003)

TEAM STREAKS

WINNING STREAK - 10 games

Twice: 3/2/2008 - 3/28/2008 & 10/18/2000 - 11/17/2000

WINNING STREAK AT HOME - 9 games

Twice: 10/11/2009 - 11/28/2009 & 2/3/2007 - 3/10/2007

WINNING STREAK ON ROAD - 8 games

Twice: 1/9/2009 - 1/24/2009 & 2/24/2008 - 3/28/2008

LOSING STREAK - 8 games

1/25/2001 - 2/11/2001

LOSING STREAK @ HOME - 7 games*

12/17/2012 - 1/12/2013

LOSING STREAK ON ROAD - 7 games

Twice: 12/17/2019 - 1/25/2020 & 2/7/2017 - 3/15/2004

CONSECUTIVE GAMES GAINING A POINT - 16

11/15/2017 - 12/22/2017 (15-0-1)

CONSECUTIVE GAMES GAINING A POINT @ HOME - 13

10/15/2017 - 12/22/2017 (10-0-1-2)

CONSECUTIVE GAMES GAINING A POINT ON ROAD - 15*

10/7/2011 - 12/31/2011

WINLESS STREAK - 9 games

1/16/2016 - 2/4/2016

WINLESS STREAK @ HOME - 8 games*

2/24/2013 - 3/9/2013

WINLESS STREAK ON ROAD - 13 games

12/2/2015 - 1/30/2016

CONSECUTIVE SHUTOUTS STREAK - 2 games

Six times, most recently 11/9/2019 at Rockford & 11/9/2019 at Chicago (Mikhail Berdin)

CONSECUTIVE SHUTOUT MINUTES - 179:56

31:12 (Tyler Moss @ Cleveland 12/16/2003) +

60:00 (Tyler Moss @ Albany 12/16/2003) +

60:00 (Tyler Moss vs. Grand Rapids 12/19/2003) +

28:44 (Tyler Moss vs. Grand Rapids 12/21/2003)

CONSECUTIVE 40+ SHOT GAMES - 4 games

Twice - 12/19 - 12/15/2001 @ Chicago (42), vs. Chicago (46), vs. Hamilton (47), vs. Hamilton (45) &

10/25 - 10/30/2011 vs. Portland (41), vs. Portland (42), @ Springfield (41), @ Providence (43)

* - Statistics accumulated while playing as the St. John's IceCaps

MULTI-POINT GAMES

SIX-POINT GAMES

PLAYER	PTS	VS	SCORE	DATE
Pankewicz, Greg	4g + 2a	MIL	6-1	April 9, 1997

SIX-POINT GAMES : 1

FIVE-POINT GAMES

PLAYER	PTS	VS	SCORE	DATE
McCrory, Scott	3g + 2a	MIL	7-1	March 4, 1997
Purdie, Brad	1g + 4a	UTA	9-2	February 14, 1998
Hauer, Brett	2g + 3a	KC	6-3	October 3, 1999
Bohonos, Lonny	1g + 4a	MCH	7-5	November 10, 1999
Hauer, Brett	0g + 5a	ORL	6-5	January 22, 2000
Sarna, Peter	2g + 3a	CLE	7-2	April 15, 2005
Raymond, Mason	3g + 2a	ROC	5-3	November 21, 2007
Lipon, JC	1g + 4a	TOR	6-5	February 6, 2016
Robinson, Buddy	1g + 4a	BEL	7-3	December 15, 2018
Appleton, Mason	3g + 2a	SA	6-3	October 21, 2018
Harkins, Jansen	0g + 5a	GR	5-3	November 2, 2019

FIVE-POINT GAMES : 11

FOUR-POINT GAMES

PLAYER	PTS	VS	SCORE	DATE
Pankewicz, Greg	2g + 2a	UTA	6-4	December 27, 1996
Kontos, Chris	2g + 2a	MIL	7-1	February 9, 1997
Amiel, Scott	2g + 2a	SAN	5-6	March 18, 1997
Telleire, Sean	1g + 3a	SAN	5-6	March 18, 1997
McCrory, Scott	1g + 3a	MIL	6-1	April 9, 1997
Pankewicz, Greg	4g + 0a	KC	7-2	October 29, 1997
Pankewicz, Greg	3g + 1a	KC	5-0	January 10, 1998
Amiel, Scott	3g + 1a	UTA	9-2	February 14, 1998
Intranuovo, Ralph	1g + 3a	UTA	9-2	February 14, 1998
Frederick, Joe	3g + 1a	SAN	8-2	March 29, 1998
Pankewicz, Greg	1g + 3a	SAN	8-2	March 29, 1998
Tardif, Patrice	2g + 2a	KC	5-2	November 20, 1998
Gordon, Rhett	0g + 4a	KC	5-2	November 20, 1998
MacDonald, Jason	2g + 2a	KC	5-2	November 20, 1998
Bowler, Bill	3g + 1a	HOU	5-3	February 5, 1999
Bowler, Bill	2g + 2a	LVG	7-0	March 17, 1999
Intranuovo, Ralph	1g + 3a	LVG	6-4	April 6, 1999
Bowler, Bill	2g + 2a	LVG	6-4	April 6, 1999
Montgomery, Jim	0g + 4a	MCH	7-5	November 10, 1999

FOUR-GOAL GAMES

PLAYER	VS	SCORE	DATE
Pankewicz, Greg	MIL	6-1	April 9, 1997
Pankewicz, Greg	KC	7-2	October 29, 1997
Reid, Brandon	SAN	5-0	February 20, 2004
Jaffray, Jason	CHI	7-4	October 24, 2006

FOUR-GOAL GAMES : 4

FOUR-POINT GAMES CONT.

PLAYER	PTS	VS	SCORE	DATE
Bohonos, Lonny	2g + 2a	DET	4-2	December 9, 1999
Chapman, Brian	0g + 4a	KC	6-2	March 4, 2000
Brule, Steve	1g + 3a	KC	5-4	December 29, 2000
Kesa, Dan	1g + 3a	KC	5-4	December 29, 2000
Hauer, Brett	2g + 2a	CIN	7-6	March 2, 2001
Chubarov, Artem	1g + 3a	QUE	6-4	November 8, 2001
Hay, Darrell	1g + 3a	WOR	6-4	October 12, 2002
Farkas, Jeff	0g + 4a	WOR	6-4	October 12, 2002
Kavanagh, Pat	3g + 1a	HOU	5-2	February 12, 2003
Koltsov, Kirill	2g + 2a	SJS	4-6	October 11, 2003
Fedorov, Fedor	1g + 3a	SJS	4-6	October 11, 2003
Kesler, Ryan	2g + 2a	SJS	6-2	October 13, 2003
Reid, Brandon	4g + 0a	SAN	5-0	February 20, 2004
Kavanagh, Pat	2g + 2a	HAM	6-3	April 10, 2004
Heerema, Jeff	0g + 4a	ROC	7-2	October 15, 2004
Goren, Lee	3g + 1a	ROC	7-2	October 15, 2004
Schultz, Jesse	3g + 1a	TOR	5-2	March 12, 2006
Goren, Lee	2g + 2a	CLE	8-1	April 15, 2006
King, Jason	2g + 2a	CLE	8-1	April 15, 2006
Jaffray, Jason	4g + 0a	CHI	7-4	October 24, 2006
Moran, Brad	1g + 3a	ROC	6-4	January 4, 2007
Hansen, Jannik	1g + 3a	SAN	4-2	March 20, 2008
Benoway, Dalby	1g + 3a	TOR	6-0	April 5, 2008
Krog, Jason	3g + 1a	BRA	6-4	January 16, 2009
Shirakov, Sergei	0g + 4a	SA	5-0	February 12, 2011
Cormier, Patrice	3g + 1a	HER	6-1	March 9, 2012*
Moullierat, Kael	0g + 4a	CT	5-1	February 20, 2013*
O'Dell, Eric	2g + 2a	MCH	4-5	March 1, 2013*
Moullierat, Kael	3g + 1a	HFD	6-2	January 25, 2014*
Gordon, Andrew	2g + 2a	POR	7-5	February 18, 2014*
Sarnson, Jerome	1g + 3a	WOR	6-0	April 18, 2014*
O'Dell, Eric	3g + 1a	TOR	6-5	December 19, 2014*
Jaffray, Jason	2g + 2a	HAM	4-2	December 19, 2014*
Morrissey, Josh	0g + 4a	CHI	5-2	February 14, 2016
Roslavic, Jack	2g + 2a	CHI	6-4	November 17, 2017
Griffith, Seth	1g + 3a	CHI	5-4	November 2, 2018
Griffith, Seth	3g + 1a	GR	7-4	November 3, 2019
Griffith, Seth	1g + 3a	CHI	4-3	March 1, 2020

FOUR-POINT GAMES : 56

FOUR-GOAL GAMES VS. MOOSE

PLAYER	VS	SCORE	DATE
Felnesz, Brian	CIN	6-7	March 2, 2001
Skille, Jack	SPR	7-8	April 4, 2014*

FOUR-GOAL GAMES VS MOOSE : 2

* - Statistics accumulated while playing as the St. John's IceCaps



HAT-TRICKS

MOOSE HAT-TRICKS

PLAYER	VS	SCORE	DATE
Jensen, Chris	LB	5-3	October 6, 1996
Telleire, Sean	CHI	7-2	November 22, 1996
McCrony, Scott	CLV	6-4	February 21, 1997
McCrony, Scott	MIL	7-1	March 4, 1997
Pankewicz, Greg	LVG	4-6	March 9, 1997
Pankewicz, Greg	KC	4-3	October 9, 1997
Intranuovo, Ralph	MIL	4-1	October 11, 1997
Pankewicz, Greg	CHI	4-1	January 7, 1998
Pankewicz, Greg	KC	5-0	January 10, 1998
Arniel, Scott	UTA	9-2	February 14, 1998
Thomas, Scott	LVG	6-3	February 24, 1998
Frederick, Joe	SAN	8-2	March 29, 1998
Bowler, Bill	HOU	5-3	February 5, 1999
Roy, Jimmy	MIL	7-1	November 14, 1999
Fitzgerald, Rusty	KC	6-2	March 4, 2000
Pronger, Sean	KC	5-3	October 18, 2000
Fitzgerald, Rusty	KC	4-2	November 15, 2000
Brule, Steve	DET	10-3	December 27, 2000
Ready, Ryan	LOW	5-3	November 3, 2002
Kavanagh, Pat	HOU	5-2	February 19, 2003
Bowck, Tyler	UTA	4-2	January 3, 2004
Goren, Lee	ROC	7-2	October 15, 2004
King, Jason	CLE	6-4	October 16, 2004
Goren, Lee	CIN	4-1	December 2, 2004
Roy, Jimmy	SAN	3-0	January 13, 2005
Smith, Nathan	HOU	8-1	March 19, 2005
Goren, Lee	SYR	3-1	April 5, 2005
Bales, Jozef	ROC	5-6	December 2, 2005
Schultz, Jesse	TOR	5-2	March 12, 2006
Raymond, Mason	ROC	5-3	November 21, 2007
Jaffray, Jason	SYR	4-6	November 23, 2007
Jaffray, Jason	HER	4-2	February 28, 2008
Jaffray, Jason	TOR	4-2	November 15, 2008
Cullen, Mark	SAN	5-2	November 20, 2008
Grabner, Michael	ROW	6-1	January 9, 2009
Krog, Jason	GRA	6-4	January 16, 2009
Klingberg, Carl	HAM	6-2	October 15, 2011*
Jaffray, Jason	CT	8-4	November 12, 2011*
Cormier, Patrice	HER	6-1	March 9, 2012*
Machacek, Spencer	HAM	6-0	March 14, 2012*
O'Dell, Eric	SPR	3-6	April 7, 2012*
O'Dell, Eric	CT	5-1	February 20, 2013*
O'Dell, Eric	PRO	5-1	October 5, 2013*
Mouillierat, Kael	HFD	6-2	January 23, 2014*
O'Dell, Eric	TOR	6-5	December 13, 2014*
De Leo, Chase	MIL	5-7	December 19, 2015
Cormier, Patrice	RFD	5-2	February 17, 2016
Lodge, Jimmy	SA	5-2	April 15, 2016
Connor, Kyle	SA	4-2	February 25, 2017
Lipon, J.C.	RFD	8-1	November 28, 2017
Robinson, Buddy	CHI	3-4	January 5, 2017
Lipon, J.C.	BAK	4-1	April 6, 2018
Appleton, Mason	SA	6-3	October 21, 2018
Shaw, Logan	SD	5-1	November 28, 2018
Shaw, Logan	BAK	3-4	December 5, 2018
Griffith, Seth	GR	7-4	November 3, 2019
Griffith, Seth	SA	6-4	December 21, 2019

HAT-TRICKS : 56

HAT-TRICKS VS. MOOSE

PLAYER	VS	SCORE	DATE
Diavaglia, Peter	DET	6-1	December 11, 1996
Boyce, Ian	KC	6-1	January 29, 1997
Christian, Jeff	CLV	4-5	February 22, 1997
Kesa, Dan	DET	7-2	April 1, 1997
Bruce, David	KC	6-4	April 13, 1997
Shefranov, Konstantine	FTW	5-4	March 24, 1998
Augusta, Petrlik	LB	6-2	October 16, 1998
Darby, Craig	MIL	6-1	February 16, 1999
Loach, Lonnie	KC	3-2	March 12, 1999
Maltais, Steve	CHI	5-3	October 17, 1999
Melby, Shawn	DET	4-5	November 23, 1999
Maltais, Steve	CHI	6-5	March 24, 2000
Maltais, Steve	CHI	6-1	April 11, 2001
House, Bobby	CHI	4-0	October 20, 2001
Bottanill, Jason	S.JN	3-2	October 26, 2001
Swanson, Brian	HAM	7-2	November 17, 2001
House, Bobby	S.JS	7-4	February 10, 2002
Chamera, Jason	HAM	4-3	April 6, 2002
Ryder, Michael	HAM	8-5	January 25, 2003
Zalesak, Miroslav	CLE	6-1	December 13, 2003
Zalesak, Miroslav	CLE	5-2	December 31, 2003
Perezogin, Alexander	HAM	6-1	April 8, 2004
MacLean, Donald	GRA	4-2	November 20, 2005
Larman, Dan	ROC	6-5	December 2, 2005
Durno, Chris	MIL	7-4	February 17, 2006
Paille, Daniel	ROC	6-2	March 11, 2006
Mitrov, Duncan	HAM	4-5	November 21, 2006
Boyd, Dustin	HAM	0-3	January 26, 2011
Hamilton, Ryan	TOR	3-5	February 16, 2011
Rallo, Greg	TEX	1-5	March 20, 2011
Palushaj, Aaron	HAM	3-6	April 8, 2011
Palmieri, Kyle	SYR	3-5	December 7, 2011*
Sexton, Dan	SYR	4-6	March 3, 2012*
Kirinkhammer, Rob	POR	8-7	October 23, 2012*
Dumont, Gabriel	HAM	3-6	December 28, 2012*
Kolenik, Chad	WBS/S	4-5	April 14, 2013*
Brennan, T.J.	TOR	3-6	October 12, 2013*
Trupp, Evan	WOR	3-6	February 27, 2015*
Asuchak, Spencer	CHI	2-8	December 2, 2015
Perini, Brendan	TUC	2-5	January 10, 2017
Piri, Brandon	CHI	3-4	January 5, 2017
Turgeon, Dominic	GR	0-5	February 17, 2018
Puempel, Matt	GR	1-4	October 25, 2019
Carcone, Michael	BEL	3-5	January 13, 2020

HAT-TRICKS vs MOOSE : 44

* - Statistics accumulated while playing as the St. John's IceCaps



SHUTOUTS

MOOSE SHUTOUTS							
GOALTENDER	VS	SCORE	DATE	GOALTENDER	VS	SCORE	DATE
Brathwaite, Fred	MCH	1-0	December 29, 1996	Schneider, Cory	TOR	6-0	April 5, 2008
Parent, Rich	LVG	4-0	December 31, 1997	Schneider, Cory	PEO	4-0	November 29, 2008
Parent, Rich	KC	5-0	January 10, 1998	Schneider, Cory	ML	4-0	January 14, 2009
Parent, Rich	UTA	2-0	February 7, 1998	Sanford, Curtis	LAK	1-0	January 17, 2009
Hedberg, Johan	UTA	2-0	February 27, 1998	Schneider, Cory	LAK	5-0	February 2, 2009
Brathwaite, Fred	SAN	7-0	March 26, 1998	Schneider, Cory	PRO	4-0	February 15, 2009
Bronsaard, Christian	UTA	3-0	December 11, 1998	Sanford, Curtis	PEO	4-0	February 27, 2009
Shulmistra, Richard	CLV	6-0	February 14, 1999	Schneider, Cory	PRO	2-0	March 7, 2009
Shulmistra, Richard	LVG	7-0	March 17, 1999	Schneider, Cory	CHI	1-0	October 23, 2009
Rosati, Mike	LB	3-0	April 7, 1999	Schneider, Cory	LE	1-0	December 18, 2009
Legace, Manny	HOU	2-0	February 19, 2000	Schneider, Cory	ABB	3-0	January 13, 2010
Elliott, Jason	HOU	1-0	March 10, 2000	Schneider, Cory	GR	4-0	March 20, 2010
Legace, Manny	MCH	3-0	April 7, 2000	Lack, Eddie	HOU	1-0	December 18, 2010
Hedberg, Johan	GR	0-1	January 17, 2001	Weiman, Tyler	ABB	4-0	January 3, 2011
Wragget, Ken	KC	3-0	January 24, 2001	Lack, Eddie	ML	3-0	January 13, 2011
Wragget, Ken	KC	3-0	February 24, 2001	Lack, Eddie	SA	5-0	February 12, 2011
Fichaud, Eric	SJS	4-0	October 19, 2001	Lack, Eddie	ROC	1-0	February 23, 2011
Michaud, Alfie	SJN	3-0	October 27, 2001	Lack, Eddie	TOR	1-0	February 27, 2011
Auld, Alex	CHI	4-0	December 27, 2001	Mannino, Peter	MCH	1-0	October 6, 2011*
Brochu, Martin	GRA	4-0	January 16, 2002	Aebischer, David	HAM	4-0	December 2, 2011*
Michaud, Alfie	GRA	5-0	March 15, 2002	Pasquale, Eddie	PRO	3-0	January 28, 2012*
Michaud, Alfie	SJN	6-0	March 20, 2002	Pasquale, Eddie	PRO	2-0	February 7, 2012*
Michaud, Alfie	HAR	1-0	March 29, 2002	Pasquale, Eddie	HAM	6-0	March 14, 2012*
Auld, Alex	BRI	4-0	December 6, 2002	Pasquale, Eddie	WES	2-0	March 24, 2012*
Auld, Alex	BRI	4-0	December 28, 2002	Pasquale, Eddie	PRO	6-0	November 25, 2012*
Auld, Alex	UTA	4-0	January 2, 2003	Pasquale, Eddie	ALB	1-0	November 30, 2012*
Moss, Tyler	HAR	4-0	January 11, 2003	Dekamich, Mark	PRO	4-0	December 18, 2012*
Moss, Tyler	SJN	3-0	March 8, 2003	Pasquale, Eddie	NOR	1-0	January 19, 2013*
Moss, Tyler	ML	2-0	March 19, 2003	Pasquale, Eddie	BNG	1-0	February 2, 2013*
Moss, Tyler	BIN	3-0	December 10, 2003	Dekamich, Mark	HAM	5-0	March 15, 2013*
Moss, Tyler	ABB	2-0	December 17, 2003	Pasquale, Eddie	WES	5-0	December 6, 2013*
Moss, Tyler	GR	3-0	December 18, 2003	Ilkinuora, Jussi	HAM	3-0	December 14, 2013*
Auld, Alex	SAN	5-0	February 20, 2004	Hutchinson, Michael	MCH	2-0	January 20, 2014*
Auld, Alex	ML	3-0	March 2, 2004	Hutchinson, Michael	BNG	1-0	March 1, 2014*
Auld, Alex	CLE	0-0	March 10, 2004	Hutchinson, Michael	WOR	6-0	April 18, 2014*
Auld, Alex	ALB	3-0	March 16, 2004	Hellebuyck, Connor	TOR	2-0	November 18, 2014*
Flaherty, Wade	CLE	4-0	December 27, 2004	Hellebuyck, Connor	HER	2-0	November 23, 2014*
Flaherty, Wade	CHI	6-0	January 1, 2005	Hellebuyck, Connor	MCH	1-0	January 6, 2015*
Flaherty, Wade	CLE	3-0	January 5, 2005	Hellebuyck, Connor	POR	1-0	February 7, 2015*
Auld, Alex	SAN	3-0	January 13, 2005	Hellebuyck, Connor	HFD	3-0	February 10, 2015*
Auld, Alex	GRA	2-0	January 31, 2005	Hellebuyck, Connor	WOR	2-0	February 28, 2015*
Flaherty, Wade	HOU	2-0	March 20, 2005	Hellebuyck, Connor	CHA	4-0	November 7, 2015
Flaherty, Wade	ML	1-0	October 14, 2005	Carnie, Eric	LE	4-0	January 13, 2016
Flaherty, Wade	CLE	2-0	October 29, 2005	Hellebuyck, Connor	SA	3-0	March 4, 2016
Flaherty, Wade	SAN	4-0	November 2, 2005	Hellebuyck, Connor	LE	4-0	March 18, 2016
Centomo, Sebastian	CLE	3-0	November 26, 2005	Hellebuyck, Connor	STK	3-0	March 21, 2016
Flaherty, Wade	SAN	1-0	December 17, 2005	Carnie, Eric	SA	2-0	January 20, 2017
Flaherty, Wade	TOR	1-0	December 31, 2005	Carnie, Eric	RFD	0-1	February 22, 2017
Centomo, Sebastian	ROC	1-0	January 2, 2006	Carnie, Eric	CLE	1-0	April 14, 2017
Flaherty, Wade	PHI	2-0	January 14, 2006	Carnie, Eric	ML	3-0	November 25, 2017
Sabourin, Dany	SYR	1-0	November 18, 2006	Hutchinson, Michael	CHI	4-0	December 2, 2017
MacIntyre, Drew	PEO	3-0	December 10, 2006	Carnie, Eric	CHI	2-0	February 24, 2018
MacIntyre, Drew	HAM	3-0	January 12, 2007	Hutchinson, Michael	CLE	4-0	April 12, 2018
Flaherty, Wade	ROC	3-0	February 18, 2007	Carnie, Eric	COL	4-0	December 30, 2018
Flaherty, Wade	TOR	3-0	March 2, 2007	Carnie, Eric	LAV	4-0	January 10, 2019
Grunet-Morris, Dov	PEO	4-0	March 18, 2007	Berdin, Mikhail	TEX	2-0	February 10, 2019
MacIntyre, Drew	IWA	4-0	April 6, 2007	Appleby, Ken	COL	2-0	March 22, 2019
Grunet-Morris, Dov	PEO	2-0	April 7, 2007	Berdin, Mikhail	STK	1-0	April 6, 2019
MacIntyre, Drew	ROC	1-0	October 16, 2007	Berdin, Mikhail	RFD	4-0	November 8, 2019
Schneider, Cory	HAM	2-0	March 7, 2008	Berdin, Mikhail	CHI	3-0	November 9, 2019
MacIntyre, Drew	TOR	3-0	March 8, 2008	Carnie, Eric	ML	1-0	February 15, 2020
Schneider, Cory	HER	5-0	March 15, 2008				

* - Statistics accumulated while playing as the St. John's IceCaps

2020-21 MEDIA GUIDE



SHUTOUTS VS. MOOSE

GOALTENDER	VS	SCORE	DATE
Duffus, Paris	LVB	1-0	October 11, 1996
Racine, Bruce	SAW	4-0	November 29, 1996
Draper, Tom	LB	4-0	January 3, 1997
Fernandez, Manny	MCH	1-0	February 1, 1997
Young, Wendell	CHI	3-0	October 2, 1997
Selajko, Jeff	KC	6-0	November 29, 1997
Legace, Manny	LVB	1-0	December 7, 1997
Buzak, Mike	LB	3-0	February 25, 1998
Young, Wendell	CHI	2-0	February 9, 2000
Trefl, Andrei	CHI	2-0	February 25, 2000
Racine, Bruce	KC	1-0	March 3, 2000
Khabibulin, Nikolai	LB	3-0	March 31, 2000
Taboracci, Rick	UTA	2-0	April 4, 2000
Maracle, Norm	ORL	3-0	October 14, 2000
Fountain, Mike	GR	1-0	January 17, 2001
Maracle, Norm	ORL	4-0	January 25, 2001
Shulmistra, Richard	CHI	3-0	January 31, 2001
Bales, Mike	UTA	2-0	February 4, 2001
Fankhauser, Scott	ORL	1-0	February 9, 2001
Michael, Alfie	KC	3-0	March 14, 2001
Chabot, Frederic	HOU	2-0	April 1, 2001
Shulmistra, Richard	CHI	3-0	April 15, 2001
Minard, Mike	SJS	4-0	October 20, 2001
Alban, Chad	UTH	2-0	January 19, 2002
Lamothe, Marc	GR	4-0	November 12, 2003
Fichaud, Eric	HAM	1-0	March 2, 2003
Damphousse, J-F	HAM	5-0	October 24, 2003
Micaud, Olivier	HAM	6-0	January 10, 2004
Morrison, Michael	TOR	4-0	January 26, 2004
MacDonald, Joey	GR	4-0	February 13, 2004
Leclaire, Pascal	SYR	1-0	March 6, 2004
Schaefer, Nolan	CLE	0-0	March 10, 2004
Moss, Tyler	TOR	3-0	March 13, 2004
Moss, Tyler	EDM	3-0	October 22, 2004
Lehtonen, Kari	CHI	1-0	March 12, 2005
Stanford, Curtis	PEO	4-0	October 21, 2005
Beauchemin, Hejean	PHI	3-0	October 13, 2006
Raid, Scott	ML	2-0	October 20, 2006
Howard, Jimmy	GRA	4-0	November 3, 2006
Popperle, Tomes	SYR	1-0	January 26, 2007
Halak, Jaroslav	HAM	3-0	January 27, 2007
Popperle, Tomes	SYR	3-0	February 24, 2007
Kochan, Dieter	HOU	2-0	March 21, 2007
Ellis, Dan	IWA	1-0	April 1, 2007
Stephan, Tobias	IWA	4-0	November 30, 2007
Schaefer, Nolan	HOU	3-0	January 10, 2008
Price, Carey	HAM	2-0	February 2, 2008
Gherston, Robert	CHI	2-0	February 10, 2008
Berkhoel, Adam	GRA	1-0	February 23, 2008
Fordjman, Josh	SAW	1-0	December 7, 2008
Curry, John	WBS	1-0	October 29, 2009
Clinnie, Matt	TEX	4-0	November 6, 2009
Reimer, James	TOR	2-0	February 20, 2010
Pogge, Justin	SAW	4-0	February 26, 2010
MacDonald, Joey	GR	1-0	October 15, 2010

GOALTENDER	VS	SCORE	DATE
Bacashius, Jason	LE	2-0	October 31, 2010
Toivonen, Hannu	RFD	1-0	November 18, 2010
Gerber, Martin	OKC	4-0	December 4, 2010
Sanford, Curtis	HAM	3-0	January 26, 2011
Curry, John	WBS	2-0	March 15, 2011
Lawson, Nathan	HAM	4-0	October 14, 2011*
Zatko, Jeff	MCH	3-0	March 18, 2012*
Tokarski, Dustin	NOR	2-0	March 29, 2012*
Johnson, Chad	POR	4-0	October 24, 2012*
Botkov, Igor	NOR	2-0	October 29, 2012*
Johnson, Chad	POR	3-0	November 2, 2012*
Svedberg, Niklas	PRD	3-0	November 4, 2012*
Holtby, Braden	HER	4-0	December 12, 2012*
Thiessen, Brad	WBS	3-0	January 23, 2013*
Satai, Herri	WOR	4-0	February 6, 2013*
Zatko, Jeff	WBS	3-0	April 13, 2013*
Grubauer, Philipp	HER	4-0	October 19, 2013*
Grosenick, Troy	WOR	3-0	November 2, 2013*
Deslauriers, Jeff	WBS	3-0	December 7, 2013*
Berube, Jean-Francois	MCH	6-0	January 18, 2014*
Murray, Matt	WBS	1-0	November 29, 2014*
Grubauer, Philipp	HER	1-0	November 30, 2014*
Dell, Aaron	WOR	1-0	December 5, 2014*
Bibeau, Antoine	TOR	4-0	December 14, 2014*
Berube, Jean-Francois	MCH	4-0	December 31, 2014*
McKenna, Mike	POR	3-0	January 16, 2015*
McKenna, Mike	POR	6-0	March 25, 2015*
Smith, Jeremy	PRD	3-0	April 3, 2015*
Budaj, Peter	ONT	1-0	October 17, 2015
Korpisalo, Joonas	LE	2-0	October 24, 2015
Copley, Phoenix	CHI	2-0	November 1, 2015
Bernier, Jonathan	TOR	9-0	December 6, 2015
Madore, Rob	TOR	3-0	January 8, 2016
Budaj, Peter	ONT	4-0	January 30, 2016
Forsberg, Anton	LE	5-0	March 19, 2016
Bibeau, Antoine	TOR	4-0	October 23, 2016
Stalock, Alex	JA	1-0	November 22, 2016
Sparks, Garrett	TOR	1-0	February 18, 2017
Johansson, Lars	RFD	1-0	February 22, 2017
Grosenick, Troy	SJ	3-0	March 31, 2017
Bow, Landon	TEX	4-0	January 19, 2018
Coreau, Jared	GR	1-0	February 15, 2018
Coreau, Jared	GR	5-0	February 17, 2018
Binnington, Jordan	BAK	5-0	November 13, 2018
Starnett, Shane	SA	4-0	December 1, 2018
McNiven, Michael	LAV	3-0	February 22, 2019
Hogberg, Michael	BEL	4-0	March 2, 2019
Wall, Joseph	CHI	4-0	October 12, 2019
Dansk, Oscar	CHI	4-0	October 26, 2019
Werner, Adam	COL	1-0	January 3, 2020
Pickard, Calvin	GR	1-0	January 10, 2020
Primeau, Cayden	LAV	3-0	January 18, 2020
Kahkonen, Kaapo	JA	1-0	January 24, 2020
Dansk, Oscar	CHI	2-0	February 7, 2020

SHUTOUTS VS. MOOSE : 102

* - Statistics accumulated while playing as the St. John's IceCaps



ALL-TIME OVERTIME RESULTS

2000-01	OPPONENT	RESULT	SCORE	OT WINNER
November 3, 2000	@ Houston	Won	3-2	Scott Thomas (0:18)
November 4, 2000	@ Houston	Won	2-1	Brett Hauer (3:31)
January 2, 2001	@ Milwaukee	Won	1-2	Andrew Beranzweg (2:36)
March 10, 2001	@ Milwaukee	Lost	2-3	Ville Peltonen (1:23)
April 10, 2001	@ Cincinnati	Lost	2-3	Craig MacDonald (1:22)

2 wins, 3 losses, 6 SOW, 9 SCL

2001-02	OPPONENT	RESULT	SCORE	OT WINNER
October 12, 2001	St. John's	Lost	3-4	Don MacLean (1:43)
October 26, 2001	Saint John	Lost	2-3	Jason Bittner (2:36)
November 11, 2001	Utah	Won	2-1	Brad Leah (3:25)
February 22, 2002	Hamilton	Lost	5-6	Kevin Brown (3:36)
March 30, 2002	@ Hartford	Lost	3-4	Dave MacIsaac (3:07)
April 3, 2002	@ Chicago	Won	5-4	Brandon Reid (4:08)

2 wins, 4 losses, 4 ties

2002-03	OPPONENT	RESULT	SCORE	OT WINNER
October 30, 2002	@ Hartford	Won	4-3	Fedor Fedorov (1:45)
December 13, 2002	Manchester	Won	4:3	Fedor Fedorov (2:15)
February 1, 2003	@ Hamilton	Won	3-2	Justin Kurk (0:51)
March 20, 2003	@ Grand Rapids	Lost	3-4	Stacy Brest (4:32)
March 22, 2003	@ Chicago	Lost	2-3	Ben Simon (2:16)
March 30, 2003	Providence	Won	4:3	Pat Kavanagh (0:34)
April 4, 2003	@ St. John's	Won	3-2	Jason King (0:58)

5 wins, 2 losses, 0 ties

2003-04	OPPONENT	RESULT	SCORE	OT WINNER
October 16, 2003	@ Chicago	Lost	3-4	Simon Gamaache (2:19)
December 5, 2003	Rochester	Won	4-3	Pat Kavanagh (4:39)
December 12, 2003	@ Syracuse	Won	5-4	Nolan Baumgartner (1:54)
January 16, 2004	@ Cincinnati	Lost	3-4	Alexei Smirnov (4:59)
February 25, 2004	Albany	Won	3-2	Pat Kavanagh (2:40)
March 19, 2004	@ Syracuse	Won	5-4	Kirill Koltsov (4:15)

4 wins, 2 losses, 11 ties

2004-05	OPPONENT	RESULT	SCORE	OT WINNER
October 29, 2004	@ Rochester	Won	3-2	Nolan Baumgartner (0:23)
November 27, 2004	Milwaukee	Won	2-1	Ryan Kesler (4:58)
December 28, 2004	@ Cleveland	Lost	2-3	Ryane Clowe (1:41)
February 18, 2005	Edmonton	Won	3-2	Jason King (2:24)
March 6, 2005	Rochester	Lost	4:5	Thomas Vanek (1:37)
March 11, 2005	@ Grand Rapids	Lost	2-3	Blake Sloan (0:30)
April 1, 2005	@ Syracuse	Won	3-2	Justin Morrison (0:24)

4 wins, 3 losses, 3 SOW, 7 SCL

2005-06	OPPONENT	RESULT	SCORE	OT WINNER
November 11, 2005	@ Rochester	Lost	5-6	Chris Thurman (1:51)
December 29, 2005	Toronto	Won	3-2	Ryan Bayda (1:10)
January 6, 2006	@ Toronto	Lost	4-5	Tyler Besche (0:40)
January 8, 2006	@ Cleveland	Lost	4:5	Matt Carner (0:42)
January 27, 2006	@ Philadelphia	Won	2-1	Ryan Bayda (1:28)
February 25, 2006	Wilkes Barre	Won	2-3	Erik Christensen (4:03)
March 3, 2006	@ Omaha	Lost	2-3	Carsen Deryn (1:05)
March 10, 2006	@ Hamilton	Lost	1-2	Maxim Lapierre (3:10)
March 29, 2006	Toronto	Won	4-3	Jesse Schultz (0:24)
March 31, 2006	Grand Rapids	Lost	4-5	Bryan Helmer (3:37)

3 wins, 7 losses, 4 SOW, 5 SCL

2006-07	OPPONENT	RESULT	SCORE	OT WINNER
October 4, 2006	@ Wilkes-Barre	Lost	2-3	Erik Christensen (4:43)
November 17, 2006	@ Rochester	Lost	3-4	Kamil Keps (0:13)
November 25, 2006	Milwaukee	Lost	1-2	Ramzi Abid (4:15)
November 29, 2006	@ Hershey	Won	5-4	Dustin Wood (4:52)
December 17, 2006	@ San Antonio	Lost	3-4	Donald MacLean (0:42)
December 20, 2006	Hamilton	Won	2-1	Brandon Reid (4:46)
December 30, 2006	Syracuse	Lost	4-5	Mark Hartigan (1:50)
January 26, 2007	@ Syracuse	Lost	0-1	Jamie Pushor (2:18)
February 2, 2007	Chicago	Lost	2-3	Brian Fahney (4:46)
February 16, 2007	@ Syracuse	Won	3-2	Mike Keane (1:49)

3 wins, 7 losses, 4 SOW, 5 SCL

2007-08	OPPONENT	RESULT	SCORE	OT WINNER
October 13, 2007	Grand Rapids	Lost	3-4	Carl Corazzini (1:51)
November 24, 2007	@ Lake Erie	Lost	4-5	Colin Stewart (2:45) PP
December 22, 2007	Hamilton	Won	3-2	Nathan Molver (4:37)
February 7, 2008	@ Rockford	Won	3-2	Brad Moran (3:45)
February 20, 2008	@ Chicago	Won	2-1	Drew MacIntyre (4:04) EN
April 12, 2008	@ Grand Rapids	Lost	2-3	Evan McGrath (2:18)

3 wins, 3 losses, 3 SOW, 4 SCL

2008-09	OPPONENT	RESULT	SCORE	OT WINNER
December 31, 2008	Chicago	Won	2-1	Guillaume Desjardins (1:47)
January 7, 2009	Hartford	Won	3-2	Nolan Baumgartner (4:56)
January 24, 2009	@ Syracuse	Won	3-2	Shaun Heskila (2:35)
March 27, 2009	Hamilton	Won	2-1	Nolan Baumgartner (1:46)
April 10, 2009	@ Toronto	Lost	3-4	Tim Stapleton (2:16)

4 wins, 1 loss, 6 SOW, 6 SCL

2009-10	OPPONENT	RESULT	SCORE	OT WINNER
October 19, 2009	@ Hamilton	Won	2-1	Nolan Baumgartner (2:48)
October 24, 2009	@ Milwaukee	Lost	2-3	Ben Guite (4:12)
October 29, 2009	Wilkes-Barre	Lost	1-0	Ryan Bayda (0:39)
November 21, 2009	Hamilton	Lost	5-4	PK Subban (3:53)
November 27, 2009	@ Peoria	Lost	2-1	Steve Wagner (0:36)
January 12, 2010	@ Abbotsford	Won	4-3	Lawrence Mycholik (0:39)
February 5, 2010	San Antonio	Lost	5-4	Kevin Porter (0:45)
March 6, 2010	@ Grand Rapids	Won	2-1	Mario Bliznak (3:55)

3 wins, 5 losses, 8 SOW, 2 SCL

2010-11	OPPONENT	RESULT	SCORE	OT WINNER
January 4, 2011	@ Abbotsford	Won	2-1	Sergei Shirokov (0:33)
January 15, 2011	Milwaukee	Lost	3-2	Linus Kassen (0:29)

1 win, 1 loss, 9 SOW, 6 SCL

2011-12	OPPONENT	RESULT	SCORE	OT WINNER
October 27, 2011	Bridgeport	Lost	4-3	Jeremy Collin (2:44)
October 29, 2011	@ Springfield	Lost	4-3	Nick Holdren (2:18)
October 30, 2011	@ Providence	Lost	4-3	Andrew Bodnarчук (4:31)
November 25, 2011	Toronto	Lost	4-3	Jeff Finger (0:18)
January 15, 2012	WB/Sranton	Lost	4-3	Ben Street (1:33)
January 20, 2012	@ Connecticut	Won	2-1	Jason Jeffrey (0:16)
February 8, 2012	Providence	Won	2-1	Jason DeSantis (2:26)

2 wins, 5 losses, 4 SOW, 3 SCL

2012-13	OPPONENT	RESULT	SCORE	OT WINNER
October 23, 2012	Portland	Won	6-7	Alex Barnstrow (1:03)
November 3, 2012	@ Worcester	Won	3-2	Paul Postma (4:40)
December 15, 2012	@ Springfield	Won	3-2	Ivan Ilijev (0:56)
December 29, 2012	@ Syracuse	Won	5-4	Ben Chiarot (4:40)
January 5, 2013	Manchester	Lost	3-2	Ryan Votry (3:01)
March 30, 2013	@ Worcester	Won	5-4	Ben Maxwell (0:23)
April 5, 2013	Toronto	Lost	3-2	Greg Scott (2:20)
April 14, 2013	WB/Sranton	Lost	5-4	Chad Kolerek (2:09)

5 wins, 3 losses, 2 SOW, 5 SCL

2013-14	OPPONENT	RESULT	SCORE	OT WINNER
October 4, 2013	Providence	Lost	4-3	Nick Johnson (2:04)
November 13, 2013	Worcester	Won	3-2	Jerome Samson (0:26)
March 8, 2014	Bridgeport	Won	3-2	Adam Lowy (4:35)
April 4, 2014	Springfield	Lost	6-7	Sean Collins (2:20)

2 wins, 2 losses, 5 SOW, 5 SCL

2014-15	OPPONENT	RESULT	SCORE	OT WINNER
October 10, 2014	@ Providence	Won	2-1	Joe Morrow (0:56)
October 17, 2014	WB/Sranton	Lost	2-1	Reid McNeill (2:56)
October 22, 2014	Binghamton	Lost	3-2	Chris Wideman (8:19)
November 14, 2014	Hamilton	Lost	2-1	Charles Hudon (1:45)
November 22, 2014	@ Lehigh Valley	Won	2-1	Julien Brullette (3:43)
December 9, 2014	Providence	Lost	5-4	Craig Cunningham (1:02)
December 13, 2014	@ Toronto	Won	6-5	Mike Cornell (1:21)
January 6, 2015	Manchester	Won	1-0	Ben Walker (2:58)
January 14, 2015	Portland	Won	2-1	Carl Klingberg (2:11)
January 17, 2015	Portland	Won	3-2	Carl Klingberg (0:37)
February 15, 2015	Worcester	Won	5-4	Brendan Kishon (3:25)
February 20, 2015	@ Manchester	Won	4-3	Patrice Cormier (5:02)
February 21, 2015	@ Manchester	Lost	3-2	Colin Miller (6:30)
March 6, 2015	Albany	Won	2-1	Jordan Albert (1:47)
March 13, 2015	Manchester	Won	5-4	John Hill (1:12)
March 21, 2015	@ Manchester	Lost	2-1	Brian O'Neill (3:07)
March 28, 2015	@ Worcester	Lost	3-2	Matt Tormine (2:36)
April 18, 2015	Springfield	Lost	4-3	Sean Collins (3:30)

10 wins, 8 losses, 5 SOW, 2 SCL

2020-21 MEDIA GUIDE



2015-16	OPPONENT	RESULT	SCORE	OT WINNER
October 17, 2015	Ontario	Lost	0-1	Valentin Zykov (4:52)
November 13, 2015	Chicago	Won	3-2	Joel Armia (2:25)
January 16, 2016	Charlotte	Lost	2-3	Ethan Werek (2:34)
January 23, 2016	Stockton	Lost	2-3	Aaron Johnson (0:35)
February 6, 2016	Toronto	Won	6-5	Nic Petan (4:10)
February 13, 2016	Chicago	Lost	2-3	Danny Kristo (3:13)

2 wins, 4 losses, 0 SOW, 5 SOL

2016-17	OPPONENT	RESULT	SCORE	OT WINNER
October 28, 2016	San Diego	Won	3-2	Scott Kosmachuk
November 22, 2016	Iowa	Lost	0-1	Teemu Pulkkinen
November 26, 2016	Milwaukee	Won	4-3	Chase De Leo
December 14, 2016	Charlotte	Lost	2-3	Phil Di Giuseppe
March 4, 2017	Milwaukee	Lost	2-3	Mike Ribeiro
April 5, 2017	Grand Rapids	Lost	1-2	Avet Holmstrom
April 7, 2017	Tucson	Won	4-3	Brandon Kichtan

3 wins, 4 losses, 2 SOW, 5 SOL

2017-18	OPPONENT	RESULT	SCORE	OT WINNER
October 28, 2017	Belleville	Lost	2-3	Phil Chiapak (0:35)
November 4, 2017	Bakersfield	Won	2-1	Cameron Schilling (1:42)
January 5, 2018	Chicago	Lost	3-4	Teemu Pulkkinen (0:45)
January 8, 2018	Grand Rapids	Lost	2-3	Phil Honsek (3:21)
February 2, 2018	Rockford	Won	4-3	Nic Petan (1:54)
February 11, 2018	Cleveland	Lost	2-3	Zac Delpe (0:32)
March 3, 2018	Iowa	Won	5-4	Brendan Lemieux (4:51)
March 16, 2018	San Antonio	Won	3-2	Nic Petan (0:54)

4 wins, 4 losses, 1 SOW, 4 SOL

2018-19	OPPONENT	RESULT	SCORE	OT WINNER
October 30, 2018	Milwaukee	Won	2-1	Mason Appleton (2:06)
November 17, 2018	Grand Rapids	Lost	2-3	Carter Camper (0:29)
November 23, 2018	Iowa	Won	4-3	Mason Appleton (0:23)
December 8, 2018	Stockton	Lost	2-3	Curtis Lazar (4:42)
January 14, 2019	Milwaukee	Won	3-2	Seth Griffith (4:00)
January 23, 2019	Grand Rapids	Lost	1-2	Carter Camper (3:37)
February 1, 2019	Milwaukee	Won	3-2	Janson Harkins (3:10)
March 1, 2019	Belleville	Won	3-2	Seth Griffith (2:03)
March 10, 2019	Rockford	Won	2-1	Michael Spaack (3:51)
March 15, 2019	Texas	Lost	4-5	Michael Mersch (1:56)
March 19, 2019	San Diego	Won	4-3	Kristen Vesalainen (4:47)
March 23, 2019	Colorado	Won	3-2	Tucker Poolman (1:15)
March 30, 2019	San Antonio	Lost	3-4	Jake Walmán (4:00)

8 wins, 5 losses, 2 SOW, 2 SOL

2019-20	OPPONENT	RESULT	SCORE	OT WINNER
November 15, 2019	San Antonio	Won	2-1	Seth Griffith (3:23)
November 30, 2019	Chicago	Won	3-2	Johnathan Kovacsic (0:18)
January 4, 2020	Colorado	Won	4-3	Seth Griffith (2:00)
January 15, 2020	Belleville	Won	3-2	Michael Spaack (3:35)
February 22, 2020	Belleville	Lost	4-5	Alex Formenton (2:01)
February 29, 2020	Chicago	Won	3-2	Leon Gawranke (0:50)
March 1, 2020	Chicago	Won	4-3	C.J. Suesse (1:32)

6 Wins, 1 loss, 3 SOW, 0 SOL

ALL-TIME PENALTY SHOTS

Manitoba Moose

Date	Player	Opponent	Goaltender	Result
3/9/98	Ralph Intranuovo	Milwaukee	Mike Torchia	Goal (GWG)
4/5/99	Patrice Lardiff	Las Vegas	Peter Franek	No Goal
11/11/01	Pat Kavanagh	Utah	Wade Flehety	No Goal
1/5/02	Jason Dipole	Milwaukee	Jan Lasack	Goal (SHG/GWG)
11/12/03	Brandon Reid	Utah	Jason Bacashihua	No Goal
12/21/03	Jimmy Roy	Grand Rapids	Joey MacDonald	No Goal
3/24/04	Brandon Reid	Binghamton	Ray Emery	Goal
10/16/04	Ryan Kesler	Cleveland	Nolan Schaefer	No Goal
1/5/05	Jason King	Cleveland	Dimitri Patzold	No Goal
3/6/05	Ryan Kesler	Rochester	Tom Askey	Goal
12/17/05	Mike Brown	San Antonio	David LeNeveu	Goal
2/3/06	Jimmy Roy	Iowa	Mike Smith	Goal
1/4/08	Alexandre Bolduc	Rochester	Tyler Plante	No Goal
3/1/08	Alexandre Bolduc	Quad City	Curtis McThimney	No Goal
11/5/08	Michael Grabner	Toronto	Justin Pogge	No Goal
1/17/09	Alexandre Bolduc	Lake Erie	Jason Bacashihua	No Goal
12/2/09	Dan Sexton	Rochester	Ryan Mir	No Goal
1/29/10	Guillaume Desbiens	Worcester	Alex Stalock	No Goal
3/13/10	Yan Stastny	Rockford	Corey Crawford	No Goal
1/14/12	Carl Klingberg	WB/Scranton	Brad Throssen	No Goal
3/23/13	Maxime Maceneauer	Portland	Mark Visentin	No Goal
1/6/14	Jerome Samson	Portland	Louis Domingue	No Goal
2/8/14	John Albert	Worcester	Hari Sateri	No Goal
2/29/14	Eric O'Dell	Binghamton	Nathan Lawson	Goal
3/8/14	Kyle MacKinnon	Bridgeport	Kevin Poulin	No Goal
12/9/14	Scott Kosmachuk	Providence	Jeremy Smith	Goal
4/8/15	Austen Brassard	Springfield	Scott Munroe	Goal
4/8/15	John Albert	Bakersfield	Laurent Brossat	No Goal
11/3/16	Quinton Howden	Cleveland	Joonas Korpielso	No Goal
11/30/16	Quinton Howden	Rockford	Lars Johansson	No Goal
2/28/17	Quinton Howden	Rockford	Jeff Glass	No Goal
10/27/17	Jack Roslovic	Belleville	Andrew Hammond	No Goal
12/30/17	Nic Petan	San Jose	Troy Grosenick	No Goal

Moose skaters have scored on 11/33 attempts (33%)

Opponents

Date	Player	Opponent	Goaltender	Result
10/16/98	Patrick Augusta	Long Beach	Robb Stauber	Goal (PPG)
11/6/99	Don Biggs	Cincinnati	Richard Shulmistrza	Goal
12/9/99	Chris Marinucci	Chicago	Christian Bronsara	No Goal
11/17/01	Peter Sarno	Hamilton	Martin Brochu	No Goal
1/6/02	Kamil Pross	Chicago	Alex Auld	No Goal
4/1/02	Mike Ribeiro	Quebec	Afne Michaud	Goal
12/17/02	Bryan Adams	Grand Rapids	Tyler Moss	Goal (SHG)
11/29/03	Jamie Wright	Toronto	Alex Auld	Goal
4/4/04	Harold Bruken	St. John's	Alex Auld	Goal
12/11/04	Steve Ott	Hamilton	Alex Auld	No Goal
2/25/07	Brett Englehardt	Toronto	Drew MacIntyre	No Goal
12/15/07	David Jones	Lake Erie	Cory Schneider	No Goal
1/23/09	David Bine	Rochester	Curtis Sanford	Goal
10/19/09	Ryan White	Hamilton	Cory Schneider	No Goal
10/30/09	Dustin Jeffrey	WB/Scranton	Daren Machesney	Goal
1/8/10	Mathieu Perrault	Hershey	Cory Schneider	No Goal
1/21/11	Cam Cunnning	Abbotsford	Eddie Lack	Goal
1/12/11	Carl Hagelin	Connecticut	Eddie Pasquale	Goal
12/16/11	Dwight King	Manchester	David Aebischer	No Goal
12/17/11	Matt Watson	Portland	David Aebischer	No Goal
1/14/12	Ben Street	WB/Scranton	David Aebischer	Goal (SHG)
10/20/12	Garrett Roe	Adirondack	Eddie Pasquale	No Goal
1/13/13	Ryan Hamilton	Toronto	Eddie Pasquale	Goal
3/22/13	Jordan Swerz	Portland	Mark Dekanich	Goal
3/30/13	Jon Matsumoto	Worcester	Eddie Pasquale	Goal
4/20/13	Spencer Abbott	Toronto	Mark Dekanich	No Goal
4/19/14	Brandon Yip	Portland	Michael Hutchinson	No Goal
11/27/14	David Pastanick	Providence	Peter Budaj	No Goal
2/11/15	Ryan Heggerty	Hartford	Connor Hellebuyck	No Goal
1/20/16	Justin Auger	Ontario	Eric Cormie	No Goal
10/15/16	Tyler Braovac	Iowa	Ondrej Pavelec	No Goal
4/9/17	Jalen Smerac	Tucson	Eric Cormie	No Goal
12/30/17	Manuel Wiederer	San Jose	Michael Hutchinson	No Goal
1/5/18	Brandon Pirt	Chicago	Michael Hutchinson	Goal
1/2/19	Bobby MacIntyre	San Antonio	Eric Cormie	No Goal
3/1/19	Nick Paul	Belleville	Mikhail Bordin	No Goal

Moose goaltenders have stopped 20/36 opportunities (56%)

* - Statistics accumulated while playing as the St. John's IceCaps



ATTENDANCE

MANITOBA MOOSE ATTENDANCE

SEASON	ARENA	AVERAGE	TOTAL	RANK
1996-97	Winnipeg Arena	7,436	304,889	11/19
1997-98	Winnipeg Arena	6,340	259,940	12/18
1998-99	Winnipeg Arena	7,338	300,873	7/16
1999-00	Winnipeg Arena	7,207	295,475	7/13
2000-01	Winnipeg Arena	6,846	280,688	5/11
2001-02	Winnipeg Arena	7,043	281,736	8/27
2002-03	Winnipeg Arena	7,038	281,512	8/28
2003-04	Winnipeg Arena	6,914	276,562	8/28
2004-05	MTS Centre	8,627	345,062	4/28
2005-06	MTS Centre	8,078	323,144	3/27
2006-07	MTS Centre	7,769	310,761	4/27
2007-08	MTS Centre	7,807	312,288	2/29
2008-09	MTS Centre	7,769	310,761	2/29
2009-10	MTS Centre	8,086	323,428	2/29
2010-11	MTS Centre	8,404	336,156	2/30
2015-16	MTS Centre	7,285	276,845	9/30
2016-17	MTS Centre	5,856	214,913	13/30
2017-18	Bell MTS Place	5,277	200,530	18/30
2018-19	Bell MTS Place	4,722	179,421	22/31
2019-20*	Bell MTS Place	4,961	158,739	21/31
TOTALS		7,017	5,573,723	
AHL TOTALS		7,011	4,131,858	

ST. JOHN'S ICECAPS ATTENDANCE

SEASON	ARENA	AVERAGE	TOTAL	RANK
2011-12	Mile One Centre	6,297	238,299	9/30
2012-13	Mile One Centre	6,297	238,906	11/30
2013-14	Mile One Centre	6,287	238,906	8/30
2014-15	Mile One Centre	5,778	219,559	12/30
Totals		6,162	936,670	

TOP ATTENDED GAMES

ATTENDANCE	DATE	OPPONENT	RESULT
15,015	May 13, 2005*	Rochester	(W 5-2)
15,015	Nov. 17, 2004	St. John's	(W 4-2)
15,003	June 12, 2009*	Hershey	(L 1-4)
15,003	May 30, 2009*	Hershey	(OTL 4-5)
15,003	Feb. 16, 2009	Toronto	(L 3-5)
15,003	Feb. 28, 2009	Peoria	(W 5-2)
14,775	Feb. 19, 2011	Lake Erie	(W 4-2)
14,737	June 2, 2009*	Hershey	(W 3-1)
14,134	Nov. 19, 2010	Rockford	(W 3-1)
14,085	Nov. 6, 2004	Utah	(SOL 1-2)
14,015	Feb. 10, 2007	Syracuse	(W 5-2)
13,985	Apr. 7, 2002	Grand Rapids	(L 2-5)
13,774	Dec. 31, 2015	Iowa	(W 4-3)
13,582	Nov. 21, 2009	Hamilton	(OTL 4-5)
13,532	Feb. 13, 2010	Toronto	(L 1-2)

* Playoff Game

* Season shortened due to COVID-19 pandemic

ATTENDANCE RECORDS

HIGHEST ATTENDANCE @ MOOSE HOME GAME - 15,015

Wednesday, November 17, 2004 vs. St. John's, 4-2W

HIGHEST ATTENDANCE @ HOME PLAYOFF GAME - 15,015

Friday, May 13, 2005 vs. Rochester, 5-2W

HIGHEST ATTENDANCE IN BACK-TO-BACK HOME GAMES - 24,805

Saturday, February 16, 2008 vs. Toronto (15,003) &

Sunday, February 17, 2008 vs. Toronto (9,802)

HIGHEST ATTENDANCE IN THREE CONSECUTIVE HOME GAME - 35,345

Saturday, February 28, 2009 vs. Peoria (15,003) &

Friday, March 6, 2009 vs. Providence (9,800) &

Saturday, March 7, 2009 vs. Providence (11,542)

HIGHEST REGULAR SEASON ATTENDANCE - 345,062

2004-05

ATTENDANCE RECORDS CONT.

HIGHEST AVERAGE REGULAR SEASON ATTENDANCE - 8,627

2004-05

HIGHEST AVERAGE ATTENDANCE FOR TWO-GAME HOMESTAND - 11,901

Feb. 27-28, 2009: Total 23,803 (2/27: 8,800) - (2/28: 15,003)

HIGHEST AVERAGE ATTENDANCE OVER 3+ GAME HOMESTAND - 10,368

April 9-17, 1999: Total 51,840 in five games (4/9: 10,297) - (4/11: 9,979) - (4/14: 9,890) - (4/16: 10,842) - (4/17: 10,842)

CONSECUTIVE GAMES WITH 8,000+ ATTENDANCE - 13 games

February 19 - April 17, 1999

CONSECUTIVE REGULAR SEASON GAMES WITH 8,000+ ATTENDANCE - 29 games

2004-05 (40 home dates)

PLAYOFF HISTORY



ALL-TIME PLAYOFF RECORDS

PLAYOFF RECORD BY SEASON

SEASON	GP	W	L	PTS	PCT	GF	GA	PIM	PLAYOFF RESULT
1996-97									Did Not Qualify
1997-98	3	0	3	0	0.000	3	10	76	Lost Conf Q
1998-99	5	2	3	4	0.400	17	18	100	Lost Conf SF
1999-00	2	0	2	0	0.000	4	8	52	Lost Conf QF
2000-01	13	6	7	12	0.462	28	36	244	Lost Conf Final
2001-02	7	3	4	6	0.429	15	21	129	Lost Conf QF
2002-03	14	8	6	16	0.571	34	33	291	Lost Conf
2003-04									Did Not Qualify
2004-05	14	8	6	16	0.571	39	39	364	Lost Conf Final
2005-06	13	7	6	14	0.538	38	29	333	Lost Conf SF
2006-07	13	6	7	12	0.462	28	28	177	Lost Conf SF
2007-08	6	2	4	4	0.333	14	14	119	Lost Conf QF
2008-09	22	14	8	28	0.636	64	50	236	Lost C.C. F
2009-10	6	2	4	4	0.333	20	22	137	Lost Conf QF
2010-11	14	7	7	14	0.500	33	38	207	Lost Conf SF
2011-12*	15	7	8	14	0.467	33	40	184	Lost Conf Final
2012-13*									Did Not Qualify
2013-14*	21	12	9	24	0.571	59	45	304	Lost C.C. F
2014-15*									Did Not Qualify
2015-16									Did Not Qualify
2016-17									Did Not Qualify
2017-18	9	3	6	6	0.333	22	32	190	Lost Conf SF
2018-19									Did Not Qualify
2019-20									Did Not Qualify
AHL TOTAL	154	79	75	158	0.513	399	391	2671	
TOTAL	177	87	90	174	0.492	451	463	3143	

PLAYOFF HOME RECORD BY SEASON

SEASON	GP	W	L	PTS	PCT	GF	GA
1996-97							
1997-98	1	0	1	0	0.000	0	1
1998-99	2	1	1	2	0.500	8	8
1999-00	1	0	1	0	0.000	2	5
2000-01	6	2	4	4	0.333	15	20
2001-02	2	1	1	2	0.500	6	4
2002-03	5	2	3	4	0.400	9	12
2003-04							
2004-05	8	6	2	12	0.750	27	19
2005-06	6	4	2	8	0.667	22	14
2006-07	7	3	4	7	0.429	13	14
2007-08	3	1	2	2	0.333	8	7
2008-09	11	8	3	16	0.727	32	23
2009-10	3	2	1	4	0.667	16	9
2010-11	6	3	3	6	0.500	18	16
2011-12*	8	4	4	8	0.500	18	19
2012-13*							
2013-14*	11	6	5	12	0.545	29	21
2014-15*							
2015-16							
2016-17							
2017-18	4	1	3	2	0.250	7	15
2018-19							
2019-20							
AHL TOTAL	84	44	40	89	0.530	230	207

PLAYOFF ROAD RECORD BY SEASON

SEASON	GP	W	L	PTS	PCT	GF	GA
1996-97							
1997-98	2	0	2	0	0.000	3	9
1998-99	3	1	2	2	0.333	9	10
1999-00	1	0	1	0	0.000	2	3
2000-01	7	4	3	8	0.571	13	16
2001-02	5	2	3	4	0.400	9	17
2002-03	9	6	3	12	0.667	25	21
2003-04							
2004-05	6	2	4	4	0.333	12	20
2005-06	7	3	4	6	0.429	16	15
2006-07	6	3	3	6	0.500	15	14
2007-08	3	1	2	2	0.333	6	7
2008-09	11	6	5	12	0.545	32	27
2009-10	3	0	3	0	0.000	4	13
2010-11	8	4	4	8	0.500	19	20
2011-12*	7	3	4	6	0.429	15	21
2012-13*							
2013-14*	10	6	4	12	0.600	30	24
2014-15*							
2015-16							
2016-17							
2017-18	5	2	3	4	0.400	15	17
2018-19							
2019-20							
AHL TOTAL	93	43	50	86	0.462	235	254

* - Statistics accumulated while playing as the St. John's IceCaps



PLAYOFF RESULTS BY SEASON

SEASON	Opponent	ROUND	WIN-LOSS	GOALS FOR	GOALS AGAINST
1996-97			Did Not Qualify		
1997-98	Chicago	Conference Quarter-Final	0-3	3	10
1998-99	Milwaukee	Qualifier	2-0	8	6
	Chicago	Conference Semi-Final	0-3	9	12
1999-00	Long Beach	Qualifier	0-2	4	8
2000-01	Houston	Conference Semi-Final	4-3	15	16
	Chicago	Conference Final	2-4	13	20
2001-02	Worcester	Qualifier	2-1	8	8
	Bridgeport	Conference Quarter-Final	1-3	7	13
2002-03	Portland	Qualifier	2-1	12	8
	Providence	Conference Quarter-Final	3-1	6	4
	Hamilton	Conference Semi-Final	3-4	16	21
2003-04			Did Not Qualify		
2004-05	St. John's	Division Semi-Final	4-1	18	13
	Chicago	Conference Final	0-4	6	15
	Rochester	Division Final	4-1	15	11
2005-06	Syracuse	Division Semi-Final	4-2	15	10
	Grand Rapids	Division Final	3-4	23	19
2006-07	Grand Rapids	Division Semi-Final	4-3	16	13
	Hamilton	Division Final	2-4	12	15
2007-08	Syracuse	Division Semi-Final	2-4	14	14
2008-09	Toronto	Division Semi-Final	4-2	21	12
	Grand Rapids	Division Final	4-0	10	5
	Houston	Conference Final	4-2	21	16
	Hershey	Caldler Cup Final	2-4	12	17
2009-10	Hamilton	Division Semi-Final	2-4	20	22
2010-11	Lake Erie	Division Semi-Final	4-3	20	18
	Hamilton	Division Final	3-4	13	20
2011-12*	Syracuse	Conference Quarter-Final	3-1	15	10
	WB/Scranton	Conference Semi-Final	4-3	16	16
	Norfolk	Conference Final	0-4	2	14
2012-13*			Did Not Qualify		
2013-14*	Albany	Conference Quarter-Final	3-1	9	6
	Norfolk	Conference Semi-Final	4-2	20	13
	WB/Scranton	Conference Final	4-2	18	9
	Texas	Caldler Cup Final	1-4	12	17
2014-15*			Did Not Qualify		
2015-16			Did Not Qualify		
2016-17			Did Not Qualify		
2017-18	Grand Rapids	Division Semi-Final	3-2	15	14
	Rockford	Division Final	0-4	7	18
2018-19			Did Not Qualify		
2019-20			Did Not Qualify		

* - Statistics accumulated while playing as the St. John's IceCaps



PLAYOFF RECORDS VS. AHL

TEAM	GP	W	L	GF	GA	OTW	OTL	PCT	YEARS
Albany Devils	4	3	1	9	6	0	0	0.750	2014
Bridgeport Sound Tigers	4	1	3	7	13	0	0	0.250	2002
Chicago Wolves	4	0	4	6	15	0	0	0.000	2005
Grand Rapids Griffins	23	14	9	64	51	0	3	0.609	06.07.09.18
Hamilton Bulldogs	26	10	16	61	78	1	5	0.385	03.07.10, 11
Hershey Bears	6	2	4	12	17	0	1	0.333	2009
Houston Aeros	6	4	2	21	16	0	2	0.666	2009
Lake Erie Monsters	7	4	3	20	18	1	0	0.571	2011
Norfolk Admirals	10	4	6	22	27	0	1	0.400	12*, 14*
Portland Pirates	3	2	1	12	8	0	0	0.667	2003
Providence Bruins	4	3	1	6	4	1	0	0.750	2003
Rochester Americans	5	4	1	15	11	1	0	0.800	2005
Rockford IceHogs	4	0	4	7	18	0	0	0.000	2018
St. John's Maple Leafs	5	4	1	18	13	1	0	0.800	2005
Syracuse Crunch	16	9	7	44	34	4	5	0.563	06.08, 12*
Texas Stars	5	1	4	12	17	0	3	0.200	2014*
Toronto Marlies	6	4	2	21	12	0	1	0.666	2009
Wilkes-Barre/Scranton Penguins	13	8	5	34	25	2	1	0.615	12*, 14*
Worcester IceCats	3	2	1	8	8	1	0	0.667	2002
TOTALS	154	79	75	399	391	12	22	0.513	

PLAYOFF RECORDS VS. IHL

TEAM	GP	W	L	GF	GA	OTW	OTL	PCT	YEARS
Chicago Wolves	12	2	10	25	42	1	1	0.167	98,99,01
Houston Aeros	7	4	3	15	16	2	1	0.571	2001
Long Beach Ice Dogs	2	0	2	4	8	0	1	0.000	2000
Milwaukee Admirals	2	2	0	8	6	1	0	1.000	1999
TOTALS	23	8	15	52	72	4	3	0.348	

PLAYOFF RECORD BY GENERAL MANAGER

GENERAL MANAGER	SEASONS	GP	W	L	PTS	PCT
Randy Carlyle	1997-02	30	11	19	22	0.367
Craig Heisinger	2002-11, 2011-15*, 2015-present	147	76	71	152	0.517

PLAYOFF RECORD BY HEAD COACH

COACH	SEASONS	GP	W	L	PTS	PCT
Randy Carlyle	1997-2001, 2005	37	16	21	32	0.432
Stan Simyl	2001-04	21	11	10	22	0.524
Aleix Vigneault	2005-06	13	7	6	14	0.538
Scott Arniel	2006-10	47	24	23	48	0.510
Claude Noel	2010-11	14	7	7	14	0.500
Keith McCambridge	2011-16	36	19	17	38	0.528
Pascal Vincent	2016-present	9	3	6	6	0.333

* - Statistics accumulated while playing as the St. John's IceCaps



POWER PLAY BY PLAYOFFS

SEASON	HOME				ROAD				Overall			
	ADV	PPGF	PCT%	RANK	ADV	PPGF	PCT%	RANK	ADV	PPGF	PCT%	RANK
1998	8	0	0.0	16/16	20	3	15.0	8/12	28	3	10.7	13/16
1999	17	3	17.6	4/12	17	1	5.9	7/10	34	4	11.8	8/12
2000	8	1	12.5	6/10	8	1	12.5	7/8	16	2	12.5	6/10
2001	27	6	22.2	3/8	32	2	6.3	11/20	59	8	13.6	4/8
2002	7	3	42.9	1/20	23	3	13.0	11/20	30	6	20.0	6/20
2003	31	1	3.2	15/20	50	7	14.0	15/16	81	8	9.9	16/20
2005	48	7	14.6	11/16	36	1	2.8	16/16	84	8	9.5	13/16
2006	57	13	22.8	4/16	41	3	7.3	8/16	98	16	16.3	8/16
2007	47	5	10.6	12/16	37	5	13.5	11/16	84	10	11.9	13/16
2008	20	3	15.0	10/16	19	2	10.5	7/16	39	5	12.8	10/16
2009	59	11	18.6	6/16	48	8	16.7	15/16	107	19	17.8	7/16
2010	15	6	40.0	1/16	13	1	7.7	13/16	28	7	25.0	3/16
2011	25	3	12	13/16	36	3	8.3	7/16	61	6	9.8	14/16
2012*	42	7	16.7	7/16	26	4	15.4	7/16	68	11	16.2	6/16
2014*	50	6	12	11/16	49	9	18.4	7/16	99	15	15.2	11/16
2018	12	1	8.3	15/16	17	1	5.9	15/16	29	2	6.9	16/16
TOTALS	461	75	16.3		455	53	11.7		916	128	14.0	

PENALTY KILL BY PLAYOFFS

SEASON	HOME				ROAD				Overall			
	ADV	PPGA	PCT%	RANK	ADV	PPGA	PCT%	RANK	ADV	PPGA	PCT%	RANK
1998	9	1	88.9	4/16	15	3	80	11/16	24	4	83.3	8/16
1999	9	1	88.9	2/12	18	4	77.8	12/12	27	5	81.5	10/12
2000	8	2	75	10/10	5	2	60	10/10	13	4	69.2	10/10
2001	30	4	86.7	6/8	31	8	74.2	7/8	61	12	80.3	6/8
2002	7	1	85.7	8/20	21	6	71.4	18/20	28	7	75	19/20
2003	29	3	89.7	6/20	44	6	86.4	9/20	73	9	87.7	6/20
2005	39	4	89.7	7/16	40	7	82.5	9/16	79	11	86.1	8/16
2006	31	5	83.9	8/16	45	6	86.7	7/16	76	11	85.5	3/16
2007	29	3	89.7	3/16	28	2	92.9	3/16	57	5	91.2	1/16
2008	15	2	86.7	9/16	19	3	84.2	10/16	34	5	85.3	9/16
2009	36	5	86.1	5/16	39	7	82.1	8/16	75	12	84	6/16
2010	16	3	81.2	9/16	22	6	72.7	14/16	38	9	76.3	11/16
2011	22	6	72.7	15/16	42	6	85.7	6/16	64	12	81.2	13/16
2012*	38	7	81.6	11/16	27	4	85.2	6/16	65	11	83.1	8/16
2014*	42	2	95.2	3/16	46	6	87.0	5/16	88	8	90.9	1/16
2018	21	5	76.2	12/16	20	7	85.0	15/16	41	12	70.7	14/16
TOTALS	360	49	86.4		442	76	82.8		802	125	84.4	

* - Statistics accumulated while playing as the St. John's IceCaps



MANITOBA MOOSE PENALTY SHOTS

Date	Player	Opponent	Goaltender	Result
5/30/09	Matt Pope	Hershey	Michael Neuvirth	No Goal
5/4/11	Guillaume Desbiens	Hamilton	Drew MacIntyre	No Goal (OT)
5/17/12*	Jason King	WB/Scranton	Brad Thiessen	No Goal

Moose skaters have scored on 0/3 attempts (0%)

SHUTOUTS BY MOOSE

GOALTENDER	VS	SCORE	DATE
Moss/Minard	PRO	Apr. 18, 2003	October 11, 1996
Wade Fleherty	STJ	Apr. 29, 2005	November 29, 1996
Wade Fleherty	RDC	May 6, 2005	January 3, 1997
Drew MacIntyre	GRA	Apr. 19, 2007	February 1, 1997
Eddie Lack	LE	Apr. 22, 2011	October 2, 1997
Eddie Lack	HAM	May 8, 2011	November 29, 1997
Michael Hutchinson	ALB	Apr. 30, 2014*	December 7, 1997
Michael Hutchinson	WBS	May 28, 2014*	February 25, 1998
Michael Hutchinson	WBS	Jun. 3, 2014*	February 9, 2000

MOOSE SHUTOUTS : 9

MOOSE HAT-TRICKS

PLAYER	VS	SCORE	DATE
Bill Bowler	MIL	4-3	Apr. 23, 1999
Ryan Ready	BRI	6-2	Apr. 18, 2002
Josh Green	RDC	5-2	May 13, 2005
Jason Jaffray	GRA	4-1	May 1, 2007
Jason Jaffray	HER	3-1	Jun. 2, 2009
Jordan Schroeder	HAM	7-2	Apr. 19, 2010
Andrew Gordon	ALB	4-1	May 2, 2014*
Pankewicz, Greg	CHI	4-1	January 7, 1998

MOOSE HAT-TRICKS : 7

OPPONENTS PENALTY SHOTS

Date	Player	Opponent	Goaltender	Result
4/23/07	Eric Himmelfarb	Grand Rapids	Drew MacIntyre	No Goal (OT)
4/17/10	J.T. Wyman	Hamilton	Daren Machesney	Goal
5/11/18	Victor Ejdssell	Rockford	Eric Connie	Goal

Moose goaltenders have stopped 1/3 opportunities (33%)

SHUTOUTS VS. MOOSE

GOALTENDER	VS	SCORE	DATE
Wendell Young	CHI	0-1	Apr. 22, 1998
Richard Shulmistra	CHI	0-5	May 5, 2001
Richard Shulmistra	CHI	0-1	May 13, 2001
Rick DiPietro	BRI	0-5	Apr. 14, 2002
Rick DiPietro	BRI	0-2	Apr. 19, 2002
Andrew Raycraft	PRO	0-1	Apr. 20, 2003
Kari Lehtonen	CHI	0-3	May 21, 2005
Pascal Leclaire	SYR	0-1	Apr. 21, 2006
Michael Neuvirth	HER	0-3	Jun. 6, 2009
Cedrick Desjardins	HAM	0-2	Apr. 15, 2010
Dustin Tokarski	NOR	0-1	May 21, 2012*
Dustin Tokarski	NOR	0-4	May 22, 2012*
Jared Careau	GR	0-3	April 26, 2018

SHUTOUTS vs. MOOSE: 13

HAT-TRICKS VS. MOOSE

PLAYER	VS	SCORE	DATE
Bill Lindsay	HAM	2-6	May 4, 2003
Matt Ellis	GRA	1-4	Apr. 21, 2007
Alexandre Giroux	HER	4-5 (OT)	May 30, 2009

HAT-TRICKS vs. MOOSE : 3

PLAYOFF OVERTIME GOALS

DATE	OPPONENT	RESULT	OT-WINNER	DATE	OPPONENT	RESULT	OT-WINNER
Apr. 23, 1999	Milwaukee	Won 4-3	Bill Bowler (30:29)	Apr. 17, 2011	at Lake Erie	Won 3-2	Rick Rypien (8:03)
Apr. 30, 1999	at Chicago	Lost 5-4	J-P Dumont (4:48)	May 4, 2011	Hamilton	Won 2-1	Mario Bliznak (11:54, 201)
Apr. 21, 2000	at Long Beach	Lost 3-2	Pavel Rosa (21:47)	May 9, 2011	at Hamilton	Lost 2-1	Dustin Boyd (0:06, 301)
Apr. 27, 2001	Houston	Lost 3-2	Sandy Moger (4:43)	Apr. 27, 2012	Syracuse	Won 4-3	Derek Meech (5:01)*
Apr. 29, 2001	Houston	Won 3-2	Jimmy Roy (36:44)	May 5, 2012	at W-B/Scranton	Won 2-1	Brock Trotter (10:02)*
May 1, 2001	at Houston	Won 3-2	Steve Brule (23:57)	May 6, 2012	at W-B/Scranton	Won 3-2	Ben Maxwell (0:27)*
May 10, 2001	Chicago	Won 4-3	Dan Kesa (3:25)	May 8, 2012	at W-B/Scranton	Lost 3-2	Simon Despres (12:06, 201)*
Apr. 11, 2002	at Worcester	Won 2-1	Jimmy Roy (25:42)	May 21, 2012	Norfolk	Lost 1-0	Pierre-Cedric Labrie (1:37)*
Apr. 16, 2003	at Providence	Won 2-1	Nathan Smith (25:21)	May 13, 2014	at Norfolk	Lost 3-2	Andre Pettersson (13:10)*
May 2, 2003	Hamilton	Lost 2-1	Jani Rita (37:26)	Jun. 11, 2014	Texas	Lost 2-1	Travis Morin (7:20)*
Apr. 27, 2005	St. John's	Won 3-2	Lee Goren (2:24)	Jun. 16, 2014	Texas	Lost 4-3	Travis Morin (2:24)*
May 9, 2005	Rochester	Won 5-4	Jeff Heerema (10:22)	Jun. 17, 2014	Texas	Lost 4-3	Patrick Nemeth (14:30)*
Apr. 22, 2006	at Syracuse	Lost 2-1	Alexandre Picard (4:06)	16 wins, 26 losses			
Apr. 28, 2006	Syracuse	Won 3-2	Lee Goren (5:24)	* - Statistics accumulated while playing as the St. John's IceCaps			
Apr. 30, 2006	at Syracuse	Won 3-2	Prestin Ryan (9:50)				
May 9, 2006	Grand Rapids	Lost 5-4	Eric Menlow (6:38)				
Apr. 23, 2007	Grand Rapids	Lost 2-1	Matt Ellis (12:39)				
Apr. 27, 2007	Grand Rapids	Lost 4-3	Tony Voce (4:20)				
May 14, 2007	Hamilton	Lost 3-2	Eric Menlow (5:31)				
Apr. 18, 2008	at Syracuse	Lost 2-1	Joakim Lindstrom (0:30)				
Apr. 19, 2008	at Syracuse	Won 3-2	Mike Brown (14:50)				
Apr. 22, 2008	Syracuse	Lost 2-1	Tony Sestito (11:00)				
Apr. 26, 2008	Syracuse	Lost 3-2	Derek MacKenzie (10:54)				
Apr. 28, 2008	at Syracuse	Lost 3-2	Trevor Frichman (8:35)				
Apr. 15, 2009	Toronto	Lost 3-2	Bates Battaglia (5:28)				
May 20, 2009	at Houston	Lost 5-4	Matt Beaudoin (2:01)				
May 22, 2009	at Houston	Lost 4-3	Tony Hrkac (24:19, 201)				
May 30, 2009	Hershey	Lost 5-4	Alexandre Giroux (13:33)				
Apr. 21, 2010	Hamilton	Lost 4-5	PK Subban (26:05, 201)				
Apr. 25, 2010	at Hamilton	Lost 2-3	Grant Stevenson (8:49)				

TEAM PLAYOFF RECORDS

PLAYOFF SEASON: MOST

GAMES PLAYED - 22

2009 (Toronto- 6; Grand Rapids- 4; Houston- 6; Hershey- 6)

WINS - 14

2009 (Toronto- 4; Grand Rapids- 4; Houston- 4; Hershey- 2)

LOSSES - 9

2014 (Albany - 1; Norfolk - 2; W-B/Scranton - 2; Texas - 4)*

2009 (Toronto- 2; Houston- 2; Hershey- 4)

OVERTIME GAMES - 5

2008 (Syracuse- 1 win, 4 losses)

GOALS - 64

2009 (Toronto- 21; Grand Rapids- 10; Houston- 21; Hershey- 12)

GOALS AGAINST - 50

2009 (Toronto- 12; Grand Rapids- 5; Houston- 16; Hershey- 17)

ASSISTS - 103

2014 (Albany - 15; Norfolk - 36; W-B/Scranton - 30; Texas - 22)*

2009 (Toronto - 37; Grand Rapids - 14; Houston - 33; Hershey - 19)

PENALTY MINUTES - 364

2005 (St. John's- 150; Rochester- 75; Chicago- 139)

PENALTY MINUTES, OPPOSITION - 406

2006 (Syracuse- 264; Grand Rapids- 142)

PENALTIES - 143

2005 (St. John's- 54; Rochester- 32; Chicago- 57)

PENALTIES, OPPOSITION - 151

2005 (St. John's- 59; Rochester 36; Chicago- 56)

SHUTOUTS - 3

2014 (Albany - 1; Wilkes-Barre/Scranton - 2)*

SHUTOUTS, OPPOSITION - 2

2012 (Norfolk - 2)

2002 (Bridgeport- 2)*

2001 (Chicago- 2)

POWER PLAY GOALS - 19

2009 (Toronto- 7; Grand Rapids- 3; Houston- 5; Hershey- 4)

POWER PLAY GOALS, OPPOSITION - 12

2018 (Grand Rapids- 4; Rockford- 8)

2009 (Toronto- 2; Grand Rapids- 1; Houston- 4; Hershey- 5)

2001 (Houston-5; Chicago-7)

POWER PLAY OPPORTUNITIES - 107

2009 (Toronto- 36; Grand Rapids- 17; Houston- 26; Hershey- 28)

POWER PLAY OPPORTUNITIES, OPPOSITION - 88

2014 (Albany - 21; Norfolk - 25; W-B/Scranton - 32; Texas - 10)*

SHORTHANDED GOALS - 4

2007 (Grand Rapids- 2; Hamilton- 2)

LONGEST WINNING STREAK - 10

2009 (Toronto - 3; Grand Rapids - 4; Houston - 3)

LONGEST LOSING STREAK - 4

2018 (Rockford)

2012 (Norfolk)*

2005 (Chicago)

PLAYOFF SEASON: LEAST

GAMES PLAYED - 2

2000 (Long Beach)

WINS - 0

1998 (Chicago)

2000 (Long Beach)

LOSSES - 2

2000 (Long Beach)

GOALS - 4

2000 (Long Beach)

GOALS AGAINST - 8

2000 (Long Beach)

PENALTY MINUTES - 52

2000 (Long Beach)

PENALTY MINUTES, OPPOSITION - 48

2000 (Long Beach)

POWER PLAY GOALS - 2

2000 (Long Beach)

2018 (Grand Rapids- 2; Rockford- 0)

POWER PLAY GOALS, OPPOSITION - 4

2000 (Long Beach)

POWER PLAY OPPORTUNITIES - 16

2000 (Long Beach)

POWER PLAY OPP, OPPOSITION - 13

2000 (Long Beach)

TEAM PLAYOFF STREAKS

LONGEST WINNING STREAK - 10 GAMES

4/21/2009 to 5/18/2009

LONGEST WINNING STREAK AT HOME - 7 GAMES

4/17/2009 to 5/25/2009

LONGEST WINNING STREAK ON ROAD - 5 GAMES

4/21/2009 to 5/18/2009

LONGEST LOSING STREAK - 4 GAMES

Three times - 5/19/2005 to 5/25/2005, 5/17/2012 to 5/22/2012* & 5/4/2018 to 5/11/2018

LONGEST LOSING STREAK AT HOME - 3 GAMES

Twice - 5/5/2007 to 5/14/2007 & 4/22/2018 to 5/5/2018

LONGEST LOSING STREAK ON ROAD - 3 GAMES

Twice - 4/15/2010 to 4/25/2010 & 5/8/2012 to 5/17/2012*

* - Statistics accumulated while playing as the St. John's IceCaps



PLAYOFF SERIES: MOST

GAMES PLAYED - 7

Seven times, most recently 2012 (vs. Wilkes-Barre/Scranton, won 4-3)*

WINS - 4

Twelve times, most recently 2014 vs. Wilkes-Barre/Scranton*

LOSSES - 4

Twelve times, most recently 2018 vs. Rockford

OVERTIME GAMES - 5

2008 vs. Syracuse (1 win)

OVERTIME WINS - 2

Three times, 2012 vs. Wilkes-Barre/Scranton

2006 vs. Syracuse

2001 vs. Houston

OVERTIME LOSSES - 4

2008 vs. Syracuse

GOALS - 23

2006 vs. Grand Rapids

GOALS AGAINST - 22

2010 vs. Hamilton

GOALS, BOTH TEAMS - 42

Two times, 2010 vs. Hamilton (Manitoba 20 - Hamilton 22);

2006 vs. Grand Rapids (Manitoba 23 - Grand Rapids 19)

PENALTY MINUTES - 205

2006 vs. Syracuse

PENALTY MINUTES, OPPOSITION - 270

2010 vs. Hamilton

PENALTIES - 66

2006 vs. Syracuse

PENALTIES, OPPOSITION - 81

2006 vs. Syracuse

POWER PLAY GOALS - 9

2006 vs. Grand Rapids

POWER PLAY GOALS, OPPOSITION - 9

2010 vs. Hamilton

SHUTOUTS - 2

2014 vs. Wilkes-Barre/Scranton

SHUTOUTS, OPPOSITION - 2

Three times: 2012 vs. Norfolk; 2002 vs. Bridgeport; & 2001 vs. Chicago

MOST SHORTHANDED GOALS - 2

Four times: 2010 vs. Hamilton, 2009 vs. Houston

2007 vs. Grand Rapids & Hamilton

MOST SHORTHANDED GOALS AGAINST - 2

2009 vs. Hershey

MOST CONSECUTIVE SERIES WINS - 3

2009 (Toronto, Grand Rapids, Houston)

PLAYOFF SERIES: LEAST

GAMES PLAYED - 2

2000 vs. Long Beach (lost 0-2)

WINS - 0

Four times: 2012 vs. Norfolk; 2005 vs. Chicago; 2000 vs. Long Beach; & 1998 vs. Chicago

LOSSES - 0

2009 vs. Grand Rapids

GOALS - 3

1998 vs. Chicago (lost series 0-3)

GOALS AGAINST - 4

2003 vs. Providence (won series 3-1)

GOALS, BOTH TEAMS - 10

2003 vs. Providence (MTB 6, PRO 4)

* AHL record, 4-game series

PENALTY MINUTES - 32

2009 vs. Grand Rapids (won 4-0)

PENALTY MINUTES, OPPONENT - 36

2018 vs. Rockford, in 4 games

POWER PLAY GOALS - 0

2005 vs. Chicago, in 4 games

POWER PLAY GOALS, OPPONENT - 0

2014 vs. Wilkes-Barre/Scranton

PLAYOFF SERIES: GOALS

MOST GOALS FOR:

2-Game Series: 8

3-Game Series: 12

4-Game Series: 15

5-Game Series: 18

6-Game Series: 21

7-Game Series: 23

vs. Milwaukee, 1999

vs. Portland, 2003

vs. Syracuse, 2012*

vs. St. John's, 2005

vs. Toronto & Houston, 2009

vs. Grand Rapids, 2006

MOST GOALS AGAINST:

2-Game Series: 8

3-Game Series: 19

4-Game Series: 18

5-Game Series: 17

6-Game Series: 22

7-Game Series: 21

vs. Long Beach, 2000

vs. Denver, 1995

vs. Rockford, 2018

vs. Texas, 2014*

vs. Hamilton, 2010

vs. Hamilton, 2003

MOST GOALS, BOTH TEAMS:

2-Game Series: 14

3-Game Series: 23

4-Game Series: 25

5-Game Series: 31

6-Game Series: 44

7-Game Series: 42

vs. Milwaukee, 1999

vs. Denver, 1995

vs. Syracuse, 2012*

vs. St. John's, 2005

vs. Lake Erie, 2011

vs. Grand Rapids, 2006

FEWEST GOALS, BOTH TEAMS:

2-Game Series: 12

3-Game Series: 16

4-Game Series: 10

5-Game Series: 26

6-Game Series: 25

7-Game Series: 29

vs. Long Beach, 2000

vs. Worcester, 2002

vs. Providence, 2003

vs. Rochester, 2005

vs. Syracuse, 2006

vs. Grand Rapids, 2007

* - Statistics accumulated while playing as the St. John's IceCaps



PLAYOFF GAME: MOST

DECISIVE WIN - 5 GOALS

vs. Wilkes-Barre/Scranton (6/3/2014)*;
 @ Wilkes-Barre/Scranton (5/28/2014)*, vs. Hamilton (4/19/2010)

DECISIVE SHUTOUT WIN - 4-0

vs. St. John's (4/29/2005)

DECISIVE LOSS - 6 GOALS

@ Hamilton (4/17/2010)

DECISIVE SHUTOUT LOSS - 0-5

@ Chicago (5/5/2001)

GOALS - 7

vs. Hamilton (4/19/2010)

GOALS BOTH TEAMS - 10

vs. Chicago (5/15/2001), L 4-6, @ Hamilton (4/17/2010), L 2-8 @ Lake Erie (4/16/11), L 4-6

GOALS AGAINST - 8

@ Hamilton (4/17/2010)

GOALS AGAINST AT HOME - 7

Three times, vs. Hamilton (4/19/2010), W 7-2;
 vs. Hamilton (5/4/2003), L 2-8; vs. Chicago (5/15/2001), L 4-6

PENALTY MINUTES - 126

vs. Syracuse (4/26/2006), W 6-2

PENALTY MINUTES BY OPPONENT - 180

vs. Syracuse (4/26/2006), W 6-2

PENALTY MINUTES, BOTH TEAMS - 306

vs. Syracuse (4/26/2006), W 6-2, SYR 180 - MB 106

POWERPLAY GOALS - 5

vs. Syracuse (4/26/2006), W 6-2

POWERPLAY GOALS AGAINST - 4

Three times, @ Rockford (5/11/2018), L 3-6
 @ Hamilton (4/17/2010), L 2-8; @ Houston (4/20/2001), L 1-5;

POWERPLAY GOALS BOTH TEAMS - 6

vs. Syracuse (4/26/2006)

POWERPLAY OPPORTUNITIES - 14

vs. Syracuse (4/26/2006) (5-for-14), W 6-2

POWERPLAY OPPORTUNITIES AGAINST - 11

@ Grand Rapids (5/06/2006) (8-for-11), L 2-3

SHORTHANDED GOALS - 1

Seventeen times, most recently by JC Lipon
 @ Rockford (5/11/2018), L 3-6

SHORTHANDED GOALS AGAINST - 1

Thirteen times, most recently @ Texas (6/18/2014), L 3-6

SHOTS ON GOAL - 63

vs. Milwaukee (4/23/1999), W 4-3 (20T)

SHOTS ON GOAL ON ROAD - 48

@ Houston (5/22/2009), OTL 3-4

SHOTS ON GOAL BOTH TEAMS - 94

vs. Hamilton (5/2/2003), L 1-2, HAM 51 shots - MB 43 shots

SHOTS AGAINST - 57

@ Hamilton (5/9/2011), L 1-2 (30T)

SHOTS AGAINST ON ROAD - 57

@ Hamilton (5/9/2011), L 1-2 (30T)

LONGEST GAME - 100:06

@ Hamilton (5/9/2011), L 1-2 (30T); Dustin Boyd scores winner

* - Statistics accumulated while playing as the St. John's IceCaps

PLAYOFF GAME: LEAST

SHOTS ON GOAL - 15

vs. Chicago (5/15/2001), L 4-6

SHOTS ON GOAL ON ROAD - 17

@ Houston (5/2/2001), W 3-1

SHOTS AGAINST - 15

vs. Toronto (4/25/2009), W 4-2

SHOTS AGAINST ON ROAD - 18

@ Hamilton (4/15/2010), L 0-2; @ W-B/Scranton (5/9/2014), W 2-1

SHOTS, BOTH TEAMS - 39

@ Hamilton (4/15/2010), L 0-2

PLAYOFF PERIOD: MOST

GOALS - 4

Four times: vs. Hamilton (4/21/2010), 2nd period, OTL 4-5;
 vs. Syracuse (4/26/2006), 2nd period, W 6-2;
 vs. St. John's (4/25/2005), 1st period, W 5-2;
 vs. Bridgeport (4/18/2002), 2nd period, W 6-2;

GOALS AGAINST - 5

@ Hamilton (4/17/2010), 2nd period, L 2-8

SHOTS ON GOAL - 22

vs. Chicago (4/22/1998), 3rd period, L 0-1

SHOTS ON GOAL ON ROAD - 18

Four times, most recently @ Worcester (4/9/2002), 2nd period, W 3-2

SHOTS AGAINST - 21

Twice, @ Rockford (5/9/2018), 2nd period, L 1-4;
 @ Grand Rapids (4/27/2007), 3rd period, OTL 3-4

MOST SHOTS, BOTH TEAMS - 33

vs. Syracuse (4/25/2012), 1st period, W 5-1

PENALTY MINUTES - 94

vs. Syracuse (4/26/2006), 3rd period, W 6-2

PENALTY MINUTES BY OPP. - 126

vs. Syracuse (4/26/2006), 2nd period, W 6-2

PENALTY MINUTES, BOTH TEAMS - 220

vs. Syracuse (4/26/2006), 2nd period, W 6-2

POWERPLAY GOALS - 2

Sixteen times, most recently vs. Norfolk (5/17/2014), 2nd period, W 2-1*

POWERPLAY GOALS AGAINST - 3

@ Rockford (5/11/2018), 2nd period, L 3-6

POWERPLAY OPPORTUNITIES - 6

@ Houston (4/20/2001), 2nd period, L 1-5

POWERPLAY OPPORTUNITIES AGAINST - 5

Twice, most recently @ Hamilton (4/28/2011), 2nd period, L 1-4

PLAYOFF PERIOD: LEAST

SHOTS ON GOAL - 0

Twice, most recently @ Wilkes-Barre/Scranton (4/4/2012),
 2nd period, W 2-1

SHOTS ON GOAL AT HOME - 2

vs. Hamilton (5/4/2003), 2nd Period, L 2-6

SHOTS AGAINST - 1

vs. Milwaukee (4/23/1999), 3rd Period, W 4-3

SHOTS AGAINST ON ROAD - 2

@ Worcester (4/11/2002), 1st Overtime, W 3-2

FEWEST SHOTS, BOTH TEAMS - 9

Four times, most recently @ Wilkes-Barre/Scranton (5/6/2012), 3rd period, W 5-1

INDIVIDUAL PLAYOFF RECORDS

INDIVIDUAL PLAYOFF SEASON

PLAYOFF SEASON - MOST GOALS - 10

Michael Grabner (2009)
Lee Goren (2005)

ASSISTS - 15

Jason Krog (2009)

POINTS - 23

Jason Krog (2009)

PENALTY MINUTES - 52

Kevin Biekša (2005)

POWER PLAY GOALS - 5

Lee Goren (2005)

GAME-WINNING GOALS - 2

Fifteen players: Jason Jaffray (2014)*
Derek Beech & Brock Trotter (2012)*;
Alexandre Bolduc (2011);
Maxime Fortunus, Michael Grabner, Raymond Sawada,
Jason Jaffray & Jason Krog (2009);
Josh Green & Lee Goren (2006);
Lee Goren & Jimmy Roy (2005);
Jimmy Roy (2002)
& Bill Bowler (1999)

SHOTS ON GOAL - 99

Michael Grabner (2009)

BEST PLUS/MINUS - +12

Zach Redmond (2014)*

INDIVIDUAL PLAYOFF SERIES

GOALS - 6

Two players: Michael Grabner (2009 vs. Houston)
& Jason Jaffray (2007 vs. Grand Rapids)

ASSISTS - 8

Kevin Biekša (2006 vs. Grand Rapids)

POINTS - 9

Guillaume Desbiens (2010 vs. Hamilton)

PENALTY MINUTES - 40

Garth Murray (2011 vs. Hamilton)

POWER PLAY GOALS - 3

Three players: Jason King (2006 vs. Grand Rapids);
Jason Jaffray (2006 vs. Syracuse);
& Lee Goren (2005 vs. Rochester)

GAME-WINNING GOALS - 2

Six players: Brock Trotter (2012 vs. Wilkes-Barre/Scranton)*;
Derek Meech (2012 vs. Syracuse)*;
Maxime Fortunus (2009 vs. Toronto);
Michael Grabner (2009 vs. Houston);
Lee Goren (2005 vs. St. John's)
& Bill Bowler (1999 vs. Milwaukee)

SHOTS ON GOAL - 33

Brett Hauer (2001 vs. Houston)

BEST PLUS/MINUS - +6

Five players: Mike Sgarbossa (2018 vs. Grand Rapids);
Ryan Kesler (2005 vs. Rochester) & Lee Goren, Jeff Heerema,
Ryan Kesler (2005 vs. St. John's)

INDIVIDUAL PLAYOFF GAME

GOALS - 3

Seven players: Andrew Gordon vs. Albany (5/2/2014)*;
Jordan Schroeder vs. Hamilton (4/19/2010);
Jason Jaffray vs. Hershey (6/2/2009);
Jason Jaffray vs. Grand Rapids (5/1/2007);
Josh Green vs. Rochester (5/13/2005);
Ryan Ready vs. Bridgeport (4/18/2002);
& Bill Bowler vs. Milwaukee (4/23/1999)

ASSISTS - 3

Six players: Chase De Leo @ Grand Rapids (4/25/2018);
Andrew Gordon vs. Wilkes-Barre/Scranton (5/28/2014)*;
Guillaume Desbiens vs. Hamilton (4/19/2010);
Kevin Biekša vs. Grand Rapids (5/11/2006);
Kent Fearns vs. Chicago (5/1/1999);
& Brett Hauer vs. Milwaukee (4/23/1999)

POINTS - 4

Seven players: Chase De Leo (1G, 3A) @ Grand Rapids (4/25/2018);
Marco Rosa (2g, 2a) vs. Lake Erie (4/16/2011);
Jordan Schroeder (3g, 1a) vs. Hamilton (4/19/2010);
Guillaume Desbiens (1g, 3a) vs. Hamilton (4/19/2010);
Jason Krog (2g, 2a) @ Toronto (4/23/2009);
Steve Brule (2g, 2a) vs. Chicago (5/15/2001)
& Sean Pronger (2g, 2a) vs. Chicago (5/10/2001)

PENALTY MINUTES - 22

Jimmy Roy @ Bridgeport (4/16/2002)

POWER PLAY GOALS - 2

Three players: Jordan Schroeder vs. Hamilton (4/19/2010);
Pat Kavanagh @ Portland (4/13/2003);
& Bill Bowler vs. Milwaukee (4/23/1999)

SHOTS ON GOAL - 10

Brian Chapman @ Chicago (5/13/2001)
& Brett Hauer vs. Houston (4/29/2001)

SHOTS ON GOAL AGAINST - 10

Niklas Andersson vs. Chicago (5/10/2001)

BEST PLUS/MINUS - +3

Fifteen players, most recently Zach Redmond
vs. Wilkes-Barre/Scranton (5/28/2014)*

INDIVIDUAL PLAYOFF PERIOD

GOALS - 3

Two players: Josh Green vs. Rochester, 2nd Period (5/13/2005)
& Ryan Ready vs. Bridgeport, 2nd Period (4/18/2002)

ASSISTS - 3

Kevin Biekša vs. Grand Rapids, 1st period (5/11/2006)

POINTS - 3

Three players:
Kevin Biekša (3a) vs. Grand Rapids, 1st period, (5/11/2006);
Josh Green (3g) vs. Rochester, 2nd Period (5/13/2005);
& Ryan Ready (3g) vs. Bridgeport, 2nd Period (4/18/2002)

PENALTY MINUTES - 22

Jimmy Roy @ Bridgeport, 2nd period (4/16/2002)

POWER PLAY GOALS - 2

Three players: Jordan Schroeder vs. Hamilton (4/19/2010);
Pat Kavanagh @ Portland, 1st period (4/13/2003);
& Bill Bowler vs. Milwaukee, 2nd period (4/23/1999)

* - Statistics accumulated while playing as the St. John's IceCaps

GOALTENDER PLAYOFF RECORDS

GOALTENDER PLAYOFF SEASON

MOST WINS - 14
Cory Schneider (2009)

MOST LOSSES - 9
Michael Hutchinson (2014)

MOST GAMES PLAYED - 22
Cory Schneider (2009)

MOST MINUTES PLAYED - 1315
Cory Schneider (2009)

LOWEST GAA (MIN. 2 GP) - 1.81
Wade Flaherty (2007)

BEST SAVE PCT (MIN. 2 GP) - .938
Twice - Michael Hutchinson (2014)* & Cory Schneider (2009)

SHUTOUTS - 3
Michael Hutchinson (2014)*

GOALTENDER PLAYOFF SERIES

MOST WINS - 4

Six players:
Michael Hutchinson (2014 vs. Norfolk & Wilkes-Barre/Scranton)*;
Eddie Pasquale (2012 vs. Wilkes-Barre/Scranton)*;
Cory Schneider (2009 vs. Toronto, Grand Rapids & Houston);
Drew MacIntyre (2007 vs. Grand Rapids);
Wade Flaherty (2006 vs. Syracuse & 2005 vs. St. John's & Rochester);
& Ken Wregget (2001 vs. Houston)

MOST LOSSES - 4

Five players: Eric Cormie (2018 vs. Rockford)
Michael Hutchinson (2014 vs. Texas)*
Eddie Pasquale (2012 vs. Norfolk)*
Cory Schneider (2010 vs. Hamilton; 2009 vs. Hershey; 2008 vs. Syracuse);
Ken Wregget (2001 vs. Chicago)

MOST GAMES PLAYED - 7

Eddie Pasquale (2012 vs. Wilkes-Barre/Scranton)*
Drew MacIntyre (2007 vs. Grand Rapids)

SHUTOUTS - 2

Michael Hutchinson (2014 vs. Wilkes-Barre/Scranton)*

GOALTENDER PLAYOFF GAME

MOST GOALS ALLOWED - 6
Three players: Wade Flaherty @ St. John's (4/22/2005), 1-6L;
Tyler Moss vs. Hamilton (5/4/2003), 2-6L;
& Ken Wregget vs. Chicago (5/15/2001), 4-6L

MOST SHOTS FACED - 57
Eddie Lack vs. Hamilton (5/9/2011), 1-2L (30T)

MOST SAVES - 55
Eddie Lack vs. Hamilton (5/9/2011), 1-2L (30T)

GOALTENDER PLAYOFF PERIOD

MOST GOALS ALLOWED - 4
Cory Schneider @ Hamilton (4/17/2010), 2nd period, 2-6L;
Ken Wregget vs. Chicago (5/15/2001), 3rd period, 4-6L;
Dave Ganong @ Denver (4/13/1995), 2nd period, 0-6L

MOST SHOTS FACED - 21
Eric Cormie @ Rockford (5/9/2018), 2nd period, 1-4 L
Drew MacIntyre @ Grand Rapids (4/27/2007), 3rd period, 3-4 OTL

MOST SAVES - 20
Drew MacIntyre @ Grand Rapids (4/27/2007), 3rd period, 3-4OTL
Michael Hutchinson @ Texas* (5/9/2014), 3rd period, 2-1 W

GOALTENDER PLAYOFF STREAKS

MOST CONSECUTIVE STARTS - 22
Cory Schneider, 4/15/2009 to 6/12/2009

MOST CONSECUTIVE STARTS FROM START OF PLAYOFF SEASON - 22
Cory Schneider, 4/15/2009 to 6/12/2009

MOST CONSECUTIVE GAMES PLAYED - 22
Cory Schneider, 4/15/2009 to 6/12/2009

LONGEST WINNING STREAK - 10 GAMES
Cory Schneider, 4/21/2009 to 5/18/2009

LONGEST LOSING STREAK - 4 GAMES
Eric Cormie (5/4/2018 to 5/11/2018)
Eddie Pasquale (5/17/2012 to 5/22/2012)*

CONSECUTIVE SHUTOUT MINUTES - 147:18
Wade Flaherty (4/27/2005 to 5/4/2005)

* - Statistics accumulated while playing as the St. John's IceCaps

ALL-TIME SERIES RESULTS

1998 PLAYOFF RECORD - IHL

#	DATE	OPPONENT	RESULT	SCORE	RECORD	SOG	GOALIE	GWG	PIM	PP	PK	ATT
1	Apr. 17	@ Chicago	L	1-5	0-1	29-34	Hedberg/Brathwaite	[Pearson]	30-24	1-11	6-8	5422
2	Apr. 18	@ Chicago	L	0-2	0-2	33-38	Brathwaite	[Bergland]	22-26	2-9	6-7	6808
3	Apr. 22	Chicago	L	0-1	0-3	40-33	Hedberg	[Larouche]	24-39	0-8	8-9	7670

(Chicago wins best-of-5 series 3-0)

1999 PLAYOFF RECORD - IHL

#	DATE	OPPONENT	RESULT	SCORE	RECORD	SOG	GOALIE	GWG	PIM	PP	PK	ATT
1	Apr. 21	@ Milwaukee	W	4-3	1-0	25-37	Rosati	Bowler	26-26	1-6	5-6	4833
2	Apr. 23	Milwaukee	OTW	4-3	2-0	63-33	Rosati	Bowler	14-28	2-11	4-4	7770
1	Apr. 28	@ Chicago	L	1-2	2-1	22-25	Rosati	[Marinucci]	24-26	0-3	2-2	5108
2	Apr. 30	@ Chicago	OTL	4-5	2-2	31-41	Rosati	[Dumont]	26-22	0-8	7-10	8422
3	May 1	Chicago	L	4-5	2-3	25-36	Rosati/Bronsard	[Dumont]	10-12	1-6	4-5	8046

(Chicago wins best-of-5 series 3-0)

2000 PLAYOFF RECORD - IHL

#	DATE	OPPONENT	RESULT	SCORE	RECORD	SOG	GOALIE	GWG	PIM	PP	PK	ATT
1	Apr. 19	Long Beach	L	2-5	0-1	41-30	Legace	[Crowley]	32-22	1-8	6-8	5285
2	Apr. 21	@ Long Beach	OTL	2-3	0-2	34-29	Legace	[Rosa]*	20-26	1-8	3-5	4747

(Long Beach wins best-of-3 series 2-0)

2001 PLAYOFF RECORD - IHL

#	DATE	OPPONENT	RESULT	SCORE	RECORD	SOG	GOALIE	GWG	PIM	PP	PK	ATT
1	Apr. 20	@ Houston	L	1-5	0-1	32-25	Salejko/Wregget	[Chirskis]	30-36	1-9	2-6	4053
2	Apr. 21	@ Houston	W	2-1	1-1	32-21	Wregget	Young	6-10	0-3	1-1	5083
3	Apr. 26	Houston	L	1-2	1-2	29-25	Wregget	[McCann]	12-10	1-4	5-5	7112
4	Apr. 27	Houston	OTL	2-3	1-3	27-23	Salejko	[Moger]	14-12	0-5	6-6	6089
5	Apr. 29	Houston	OTW	3-2	2-3	52-36	Wregget	Roy	12-12	0-5	4-5	5021
6	May 1	@ Houston	OTW	3-2	3-3	34-42	Wregget	Brule	14-19	0-5	6-6	4238
7	May 2	@ Houston	W	3-1	4-3	17-26	Wregget	Pronger	8-6	1-3	4-4	3345

(Manitoba wins best-of-7 series 4-3)

1	May 4	@ Chicago	W	4-1	5-3	28-26	Wregget	Cyrenne	18-20	0-3	6-7	4131
2	May 5	@ Chicago	L	0-5	5-4	24-30	Wregget	[Larouche]	62-52	0-5	3-5	5016
3	May 10	Chicago	OTW	4-3	6-4	34-49	Wregget	Kesa	10-14	1-2	5-5	7693
4	May 11	Chicago	L	1-4	6-5	24-26	Wregget	[Larouche]	22-26	1-7	3-5	10185
5	May 13	@ Chicago	L	0-1	6-6	42-29	Wregget	[Maltais]	18-22	0-4	1-2	4844
6	May 15	Chicago	L	4-6	6-7	15-27	Wregget	[Larouche]	18-8	3-4	3-4	6109

(Chicago wins best-of-7 series 4-2)

2002 PLAYOFF RECORD - AHL

#	DATE	OPPONENT	RESULT	SCORE	RECORD	SOG	GOALIE	GWG	PIM	PP	PK	ATT
1	Apr. 9	@ Worcester	W	3-2	1-0	31-23	Micheaud	Savage	8-11	2-5	1-3	1295
2	Apr. 10	@ Worcester	L	2-4	1-1	36-34	Micheaud	[Boguniewski]	24-18	1-7	3-5	1552
3	Apr. 11	@ Worcester	OTW	3-2	2-1	47-25	Micheaud	Roy	17-15	0-3	4-4	1589

(Manitoba wins best-of-3 series 2-1)

1	Apr. 14	@ Bridgeport	L	0-5	2-2	20-27	Micheaud/Auld	[Kolnik]	42344	0-5	1-2	2157
2	Apr. 16	@ Bridgeport	L	1-4	2-3	18-30	Micheaud	[Podollan]	42-14	0-3	5-7	2043
3	Apr. 18	Bridgeport	W	6-2	3-3	25-25	Micheaud	Roy	26-16	3-5	5-5	8084
4	Apr. 19	Bridgeport	L	0-2	3-4	34-19	Micheaud	[Leahy]	6-6	0-2	1-2	6490

(Bridgeport wins best-of-5 series 3-1)



2003 PLAYOFF RECORD - AHL

#	DATE	OPPONENT	RESULT	SCORE	RECORD	SOG	GOALIE	GWG	PIM	PP	PK	ATT
1	Apr. 10	@ Portland	W	4-1	1-0	37-30	Moss	Ready	8-8	0-4	3-4	1596
2	Apr. 11	@ Portland	L	2-4	1-1	40-29	Moss	[Salomonsson]	18-20	1-5	3-4	2529
3	Apr. 13	@ Portland	W	6-3	2-1	32-26	Moss	King	14-28	3-6	3-4	2549
(Manitoba wins best-of-3 series 2-1)												
1	Apr. 16	@ Providence	OTW	2-1	3-1	41-30	Moss	Smith	22-20	1-7	7-8	3107
2	Apr. 18	@ Providence	W	1-0	4-1	24-23	Moss/Minard	Kurtz	22-18	0-6	7-7	4689
3	Apr. 20	Providence	L	0-1	4-2	41-17	Minard	[Kutlak]	60-71	0-7	3-3	5221
4	Apr. 22	Providence	W	3-2	5-2	27-31	Minard	Bouck	14-8	0-4	5-7	5136
(Manitoba wins best-of-5 series 3-1)												
1	Apr. 27	@ Hamilton	W	2-1	6-2	25-32	Minard	Komarniski	12-12	0-4	3-4	3206
2	Apr. 29	@ Hamilton	L	2-5	6-3	39-32	Minard	[Pyder]	25-31	1-7	4-4	3126
3	May 2	Hamilton	OTL	1-2	6-4	43-51	Moss	[Rita]	21-29	0-6	5-5	6934
4	May 4	Hamilton	L	2-6	6-5	21-26	Moss	[Lindsay]	18-20	1-7	7-7	5288
5	May 5	Hamilton	W	3-1	7-5	25-28	Moss	Morrison	20-20	0-7	6-7	4108
6	May 8	@ Hamilton	W	4-3	8-5	23-35	Moss	Kavanagh	19-20	1-6	4-4	4027
7	May 11	@ Hamilton	L	2-3	8-6	30-33	Moss	[Stoll]	18-18	0-5	4-5	3634
(Hamilton wins best-of-7 series 4-3)												

2005 PLAYOFF RECORD - AHL

#	DATE	OPPONENT	RESULT	SCORE	RECORD	SOG	GOALIE	GWG	PIM	PP	PK	ATT
1	Apr. 20	@ St. John's	W	5-3	1-0	33-32	Flehtery	Goren	22-32	1-8	6-8	3148
2	Apr. 22	@ St. John's	L	1-6	1-1	28-43	Flehtery	[Wellwood]	85-63	0-5	10-11	4892
3	Apr. 25	St. John's	W	5-2	2-1	33-34	Flehtery	Roy	17-29	0-6	4-5	8385
4	Apr. 27	St. John's	OTW	3-2	3-1	40-22	Flehtery	Goren	8-21	1-6	1-1	8812
5	Apr. 29	St. John's	W	4-0	4-1	39-22	Flehtery	Schultz	18-46	2-9	8-8	10904
(Manitoba wins best-of-7 series 4-1)												
1	May 4	@ Rochester	L	2-4	4-2	26-24	Flehtery	[Roy]	24-24	0-4	1-4	4052
2	May 6	@ Rochester	W	1-0	5-2	25-31	Flehtery	Sarno	14-12	0-5	6-6	6709
3	May 9	Rochester	OTW	5-4	6-2	33-33	Flehtery	Heerema	13-20	2-8	2-3	7140
4	May 11	Rochester	W	2-1	7-2	31-26	Flehtery	Roy	8-20	1-5	4-4	8520
5	May 13	Rochester	W	5-2	8-2	28-18	Flehtery	Green	16-12	1-4	5-6	15015
(Manitoba wins best-of-7 series 4-1)												
1	May 19	@ Chicago	L	3-4	8-3	19-26	Flehtery/Auld	[Siputz]	18-13	0-3	4-4	3906
2	May 21	@ Chicago	L	0-3	8-4	33-26	Flehtery	[Maltais]	75-84	0-11	7-8	7118
3	May 23	Chicago	L	2-4	8-5	40-19	Auld	[Weiss]	19-17	0-6	7-7	9492
4	May 25	Chicago	L	1-4	8-6	27-29	Auld	[Vigier]	27-14	0-4	1-5	8282
(Chicago wins best-of-7 series 4-0)												

2006 PLAYOFF RECORD - AHL

#	DATE	OPPONENT	RESULT	SCORE	RECORD	SOG	GOALIE	GWG	PIM	PP	PK	ATT
1	Apr. 21	@ Syracuse	L	0-1	0-1	23-31	Flehtery	[Kolarik]	20-16	0-4	6-6	4120
2	Apr. 22	@ Syracuse	OTL	1-2	0-2	46-42	Flehtery	[Picard]	24-22	0-9	9-10	4921
3	Apr. 24	Syracuse	W	2-1	1-2	40-22	Flehtery	Green	23-26	1-9	6-7	6612
4	Apr. 26	Syracuse	W	6-2	2-2	32-17	Flehtery	Schultz	126-180	5-14	6-7	7285
5	Apr. 28	Syracuse	OTW	3-2	3-2	35-18	Flehtery	Goren*	8-16	1-8	3-4	7851
6	Apr. 30	@ Syracuse	OTW	3-2	4-2	36-34	Flehtery	Ryan*	4-4	0-2	1-2	4073
(Manitoba wins best-of-7 series 4-2)												
1	May 5	@ Grand Rapids	W	3-1	5-2	23-31	Flehtery	Green	12-20	0-9	6-5	3858
2	May 6	@ Grand Rapids	L	2-3	5-3	30-28	Flehtery	[Filippule]	24-12	0-5	8-11	4064
3	May 9	Grand Rapids	OTL	4-5	5-4	33-27	Flehtery/Duellet	[Manlow]	14-16	2-7	4-5	6546
4	May 11	Grand Rapids	W	5-1	6-4	24-19	Flehtery	Derby	26-48	4-10	3-4	7098
5	May 13	Grand Rapids	L	2-3	6-5	36-27	Flehtery	[Hudler]	10-20	0-9	4-4	9185
6	May 15	@ Grand Rapids	W	3-1	7-5	19-37	Flehtery/Duellet	Goren	34-18	1-8	7-7	2707
7	May 16	@ Grand Rapids	L	4-5	3-4	24-36		Bootland	8-8	2-4	3-4	2450
(Grand Rapids wins best-of-7 series 4-3)												

2020-21 MEDIA GUIDE



2007 PLAYOFF RECORD - AHL

#	DATE	OPPONENT	RESULT	SCORE	RECORD	SOG	GOALIE	GWG	PIM	PP	PK	ATT
1	Apr. 19	Grand Rapids	W	1-0	1-0	29-23	MacIntyre	L. Goren	10-14	0-5	4-4	5889
2	Apr. 21	Grand Rapids	L	1-4	1-1	30-27	MacIntyre	[M. Ellis]	22-13	1-9	2-3	7567
3	Apr. 23	Grand Rapids	OTL	2-1	1-2	25-35	MacIntyre	[M. Ellis]	28-32	0-6	4-4	2754
4	Apr. 25	Grand Rapids	W	4-1	2-2	28-33	MacIntyre	P. Ryan	14-14	1-6	6-6	3153
5	Apr. 27	Grand Rapids	OTL	3-4	2-3	23-47	MacIntyre	[T. Voce]	14-31	1-7	5-5	3598
6	Apr. 29	Grand Rapids	W	2-1	3-3	23-22	MacIntyre	J. Jaffray	6-14	1-7	3-3	6288
7	May 1	Grand Rapids	W	4-1	4-3	35-22	MacIntyre	Y. Tremblay	12-20	1-8	4-4	7741

(Manitoba wins best-of-7 series 4-3)

1	May 5	Hamilton	L	1-2	4-4	25-24	MacIntyre	[A. Benoit]	27-14	0-6	5-6	6965
2	May 6	Hamilton	L	0-2	4-5	43-23	MacIntyre	[M. D'Agostini]	16-12	1-6	3-3	6038
3	May 8	Hamilton	W	3-2	5-5	28-27	MacIntyre/Flaherty	Y. Tremblay	12-14	2-6	5-5	2177
4	May 12	Hamilton	W	3-2	6-5	23-29	Flaherty	P. Ryan	13-12	1-4	3-4	3270
5	May 13	Hamilton	L	1-3	6-6	37-28	MacIntyre	[M. Biron]	10-16	0-7	3-4	1703
6	May 14	Hamilton	OTL	2-3	6-7	42-25	Flaherty	[E. Marlow]	14-12	1-6	5-6	6055

(Hamilton wins best-of-7 series 4-2)

2008 PLAYOFF RECORD - AHL

#	DATE	OPPONENT	RESULT	SCORE	RECORD	SOG	GOALIE	GWG	PIM	PP	PK	ATT
1	Apr. 18	Syracuse	OTL	1-2	0-1	30-31	Schneider	[Lundstrom]	14-16	0-4	2-3	5107
2	Apr. 19	Syracuse	OTW	3-2	1-1	36-36	Schneider/MacIntyre	Brown	18-14	1-5	6-7	5562
3	Apr. 22	Syracuse	OTL	1-2	1-2	36-30	Schneider	[Sestito]	31-23	0-7	6-6	6596
4	Apr. 25	Syracuse	W	5-2	2-2	28-32	Schneider	Jaffray	14-42	2-8	3-4	9800
5	Apr. 26	Syracuse	OTL	2-3	2-3	23-33	Schneider	[MacKenzie]	20-20	1-5	4-5	7599
6	Apr. 28	Syracuse	OTL	2-3	2-4	32-43	Schneider	[Frischmon]	22-22	1-5	4-5	4863

(Syracuse wins best-of-7 series 4-2)

2009 PLAYOFF RECORD - AHL

#	DATE	OPPONENT	RESULT	SCORE	RECORD	SOG	GOALIE	GWG	PIM	PP	PK	ATT
1	Apr. 15	Toronto	OTL	2-3	0-1	39-28	Schneider	[Bettaglie]	6-14	1-6	2-2	6580
2	Apr. 17	Toronto	W	4-2	1-1	21-29	Schneider	Fortunus	8-22	2-5	3-3	9111
3	Apr. 19	Toronto	L	1-2	1-2	31-28	Schneider	[Stapleton]	10-14	0-6	3-4	3783
4	Apr. 21	Toronto	W	5-1	2-2	34-21	Schneider	Fortunus	14-28	3-7	4-5	2258
5	Apr. 23	Toronto	W	5-2	3-2	37-40	Schneider	Jaffray	17-35	1-7	3-3	2416
6	Apr. 25	Toronto	W	4-2	4-2	33-15	Schneider	Sawada	17-10	0-5	2-2	10947

(Manitoba wins best-of-7 series 4-2)

1	May 1	Grand Rapids	W	2-1	5-2	34-22	Schneider	Keane	6-10	1-4	2-2	7572
2	May 2	Grand Rapids	W	2-1	6-2	22-29	Schneider	Krog	8-15	0-5	2-3	8444
3	May 4	Grand Rapids	W	3-1	7-2	28-23	Schneider	Bolduc	12-16	0-3	6-6	2541
4	May 6	Grand Rapids	W	3-2	8-2	20-32	Schneider	Cullen	6-10	2-5	3-3	2019

(Manitoba wins best-of-7 series 4-0)

1	May 15	Houston	W	2-1	9-2	32-18	Schneider	Bliznek	6-8	0-4	2-3	9703
2	May 16	Houston	W	5-2	10-2	32-30	Schneider	Sawada	26-38	2-8	7-7	9736
3	May 18	Houston	W	4-3	11-2	19-24	Schneider	Grabner	12-8	0-3	4-5	2634
4	May 20	Houston	OTL	4-5	11-3	22-30	Schneider	[Beaudoin]	6-6	0-3	2-2	3157
5	May 22	Houston	OTL	3-4	11-4	48-42	Schneider/Sanford	[Hrkac]	6-6	0-3	2-2	3157
6	May 25	Houston	W	3-1	12-4	36-17	Schneider	Grabner	8-14	1-6	2-3	9279

(Manitoba wins best-of-7 series 4-2)

1	May 30	Hershey	OTL	4-5	12-5	30-35	Schneider	[Giroux]	12-22	2-10	3-5	15003
2	Jun. 2	Hershey	W	3-1	13-5	30-28	Schneider	Jaffray	6-18	2-4	3-3	14737
3	Jun. 6	Hershey	L	0-3	13-6	28-24	Schneider	[Mink]	6-12	0-5	1-3	10696
4	Jun. 7	Hershey	L	1-2	13-7	31-33	Schneider	[Auccin]	16-16	0-5	4-5	10739
5	Jun. 9	Hershey	W	3-2	14-7	26-33	Schneider	Krog	12-12	0-2	1-1	10860
6	Jun. 12	Hershey	L	1-4	14-8	25-30	Schneider	[Bourque]	8-6	0-2	1-1	15003

(Hershey wins best-of-7 series 4-2)



2010 PLAYOFF RECORD - AHL

#	DATE	OPPONENT	RESULT	SCORE	RECORD	SOG	GOALIE	GWG	PIM	PP	PK	ATT
1	Apr. 15	@ Hamilton	L	0-2	0-1	21-18	Schneider	[Gilmec]	14-12	0-6	7-7	3688
2	Apr. 17	@ Hamilton	L	2-8	0-2	30-37	Schneider/Machesney	[Subban]	16-8	1-4	4-8	5626
3	Apr. 19	Hamilton	W	7-2	1-2	24-36	Schneider	Sexton	48-38	4-8	7-8	7546
4	Apr. 21	Hamilton	2OTL	4-5	1-3	42-45	Schneider	[Subban]	20-20	1-4	3-4	7501
5	Apr. 23	Hamilton	W	5-2	2-3	22-30	Schneider	Volpatti	8-6	1-3	3-4	6927
6	Apr. 25	@ Hamilton	OTL	2-3	2-4	27-49	Schneider	[Stevenson]	31-13	0-3	5-7	2781

(Hamilton wins best-of-7 series 4-2)

2011 PLAYOFF RECORD - AHL

#	DATE	OPPONENT	RESULT	SCORE	RECORD	SOG	GOALIE	GWG	PIM	PP	PK	ATT
1	Apr. 16	@ Lake Erie	L	4-6	0-1	25-27	Lack/Weiman	[Ford]	12-10	0-4	4-5	7908
2	Apr. 17	@ Lake Erie	OTW	3-2	1-1	43-36	Weiman	Rypien	12-10	0-3	3-4	8822
3	Apr. 19	Lake Erie	L	1-2	1-2	40-19	Weiman	[Walter]	8-16	0-8	3-3	7823
4	Apr. 21	Lake Erie	L	3-6	1-3	39-30	Weiman/Lack	[Mercier]	25-8	0-4	5-8	7874
5	Apr. 22	Lake Erie	W	2-0	2-3	31-26	Lack	Shirokov	4-4	0-2	2-2	7355
6	Apr. 24	@ Lake Erie	W	3-1	3-3	20-29	Lack	Seabrook	12-10	1-5	5-6	5288
7	Apr. 26	@ Lake Erie	W	4-1	4-3	18-33	Lack	Bolduc	8-10	1-4	3-3	10277

(Manitoba wins best-of-7 series 4-3)

1	Apr. 28	@ Hamilton	L	1-4	4-4	20-37	Lack	[Palushej]	42-22	0-5	8-10	1927
2	May 1	@ Hamilton	L	2-4	4-5	26-31	Lack	[Dumont]	8-10	0-5	3-4	2911
3	May 3	Hamilton	W	5-4	5-5	28-27	Lack	Jaffray	4-6	2-3	1-2	5809
4	May 4	Hamilton	2OTW	2-1	6-5	34-44	Lack	Bliznak	4-6	0-3	1-2	6843
5	May 6	Hamilton	L	1-5	6-6	23-30	Lack	[Bonneau]	48-37	1-5	4-5	9413
6	May 8	@ Hamilton	W	1-0	7-6	34-25	Lack	Bolduc	12-12	0-6	6-6	2980
7	May 9	@ Hamilton	3OTL	1-2	7-7	30-57	Lack	[Boyd]	10-10	1-4	4-4	2553

(Hamilton wins best-of-7 series 4-3)

2012 PLAYOFF RECORD - AHL (ST. JOHN'S ICECAPS)

#	DATE	OPPONENT	RESULT	SCORE	RECORD	SOG	GOALIE	GWG	PIM	PP	PK	ATT
1	Apr. 20	@ Syracuse	W	3-2	1-0	29-37	Pasquale	King	6-10	0-5	2-3	4921
2	Apr. 21	@ Syracuse	L	3-4	1-1	21-40	Pasquale	[McMillan]	19-15	1-3	4-5	5423
3	Apr. 25	Syracuse	W	5-1	2-1	38-41	Pasquale	Meech	15-17	2-4	3-3	6287
4	Apr. 27	Syracuse	OTW	4-3	3-1	38-30	Pasquale	Meech*	8-14	1-7	4-4	6287

(St. John's wins best-of-5 series 3-1)

1	May 1	WB/Scranton	W	3-1	4-1	37-20	Pasquale	Trotter	6-6	0-3	2-3	6287
2	May 2	WB/Scranton	L	1-3	4-2	23-38	Pasquale	[Mormine]	19-21	1-7	5-6	6287
3	May 5	@ WB/Scranton	OTW	2-1	5-2	18-29	Pasquale	Trotter	8-2	0-1	4-4	4272
4	May 6	@ WB/Scranton	OTW	3-2	6-2	29-16	Pasquale	Maxwell	4-4	1-2	2-2	3499
5	May 8	@ WB/Scranton	2OTL	2-3	6-3	29-45	Pasquale	[Despres]	8-8	1-3	3-3	3506
6	May 11	WB/Scranton	L	2-4	6-4	31-31	Pasquale	[Sill]	14-14	2-5	4-6	6287
7	May 12	WB/Scranton	W	3-2	7-4	27-28	Pasquale	Gagnon	8-6	1-3	3-4	6287

(St. John's wins best-of-7 series 4-3)

1	May 17	@ Norfolk	L	1-6	7-5	30-33	Pasquale/Aebischer	[Quellet]	29-33	1-7	3-5	3541
2	May 19	@ Norfolk	L	1-3	7-6	31-38	Pasquale	[Picard]	12-12	0-5	5-5	6249
3	May 21	Norfolk	OTL	0-1	7-7	25-27	Pasquale	[Labrie]	16-14	0-6	7-7	6287
4	May 22	Norfolk	L	0-4	7-8	29-42	Pasquale	[Uberg]	12-16	0-7	3-5	6287

(Norfolk wins best-of-7 series 4-0)



2014 PLAYOFF RECORD - AHL (ST. JOHN'S ICECAPS)

#	DATE	OPPONENT	RESULT	SCORE	RECORD	SOG	GOALIE	GWG	PIM	PP	PK	ATT
1	Apr. 25	@ Albany	W	2-1	1-0	32-26	Hutchinson	Chiarot	8-12	0-4	1-2	6572
2	Apr. 26	@ Albany	L	2-4	1-1	32-34	Hutchinson	[Tedenby]	18-10	1-5	6-9	8026
3	Apr. 30	Albany	W	1-0	2-1	35-24	Hutchinson	Mauillieret	13-17	0-6	4-4	6287
4	May 2	Albany	W	4-1	3-1	33-40	Hutchinson	Gordon	17-13	1-4	6-6	6287
(Albany wins best-of-5 series 3-1)												
1	May 6	Norfolk	L	1-3	3-2	43-26	Hutchinson	[Kurtz]	6-12	0-5	2-2	6287
2	May 7	Norfolk	W	2-1	4-2	41-33	Hutchinson	Jaffray	12-12	2-6	5-6	6287
3	May 10	@ Norfolk	W	5-3	5-2	31-27	Hutchinson	Samson	8-6	1-4	4-4	3957
4	May 12	@ Norfolk	W	5-1	6-2	28-29	Hutchinson	Jaffray	15-19	1-7	5-5	2112
5	May 13	@ Norfolk	OTL	2-3	6-3	38-37	Hutchinson	[Pettersson]	10-8	0-4	4-5	1736
6	May 16	Norfolk	W	5-2	7-3	39-28	Hutchinson	MacKinnon	6-12	1-5	2-3	6287
(Manitoba wins best-of-7 series 4-2)												
1	May 24	WB/Scranton	L	2-3	7-4	33-32	Hutchinson	[Kostopoulos]	10-16	0-5	2-2	6287
2	May 25	WB/Scranton	W	2-1	8-4	29-35	Hutchinson	Klingberg	14-8	0-3	6-6	6287
3	May 28	@ WB/Scranton	W	5-0	9-4	32-30	Hutchinson	Cormier	23-31	2-5	6-6	3553
4	May 29	@ WB/Scranton	W	2-1	10-4	31-18	Hutchinson	Lunden	12-18	2-9	6-6	3382
5	May 31	@ WB/Scranton	L	2-4	10-5	21-34	Hutchinson	[Sill]	79-69	2-6	7-7	4660
6	Jun. 3	WB/Scranton	W	5-0	11-5	29-34	Hutchinson	O'Dell	12-22	1-5	5-5	6287
(Manitoba wins best-of-7 series 4-2)												
1	Jun. 8	@ Texas	L	3-6	11-6	29-23	Hutchinson	[Morin]	9-13	0-4	1-2	5825
2	Jun. 9	@ Texas	W	2-1	12-6	35-50	Hutchinson	Riley	2-4	0-1	0-0	5224
3	Jun. 11	Texas	L	1-2	12-7	32-36	Hutchinson	[Morin]	6-10	0-5	3-3	6287
4	Jun. 16	Texas	OTL	3-4	12-8	35-38	Hutchinson	[Morin]	12-14	1-4	3-3	6287
5	Jun. 17	Texas	OTL	3-4	12-9	36-45	Hutchinson	[Nemeth]	8-8	0-2	2-2	6287
(Texas wins best-of-7 series 4-1)												

2018 PLAYOFF RECORD - AHL

#	DATE	OPPONENT	RESULT	SCORE	RECORD	SOG	GOALIE	GWG	PIM	PP	PK	ATT
1	Apr. 21	Grand Rapids	W	3-2	1-0	31-36	Comrie	Spacek	6-6	1/3	3/3	5313
2	Apr. 22	Grand Rapids	L	1-5	1-1	22-39	Comrie	[Tangradi]	51-20	0/4	6/6	4704
3	Apr. 25	@ Grand Rapids	W	6-3	2-1	25-48	Comrie	McKenzie	53-31	1/2	2/3	7448
4	Apr. 26	@ Grand Rapids	L	0-3	2-2	25-24	Comrie	[Ford]	18-14	0/4	1/1	7357
5	Apr. 30	@ Grand Rapids	W	5-1	3-2	30-35	Comrie	Schilling	8-4	0/2	3/4	7015
(Manitoba wins best-of-5 series 3-2)												
1	May 4	Rockford	L	2-4	3-3	26-31	Comrie	[Hayden]	12-4	0/2	4/6	3816
2	May 5	Rockford	L	1-4	3-4	34-22	Comrie	[DiDomenico]	8-8	0/3	3/4	3955
3	May 9	@ Rockford	L	1-4	3-5	37-41	Comrie	[Ejssell]	8-8	0/3	2/3	3184
4	May 11	@ Rockford	L	3-6	3-6	38-36	Comrie	[Ejssell]	26-16	0/6	5/9	4516

The background is a vibrant blue with a complex, abstract pattern of white lines. On the right side, there are large, white-outlined letters 'M', 'C', 'E', and 'N' stacked vertically. In the center, a series of concentric, overlapping white lines form a circular, fingerprint-like pattern. The main text is centered and reads 'LEAGUE INFORMATION' in a bold, white, sans-serif font. A thick white horizontal bar is positioned directly below the text.

LEAGUE INFORMATION

AHL LEAGUE DIRECTORY

American Hockey League

One Monarch Place
Springfield, MA 01144
(413) 781-2030
Web: theahl.com
Twitter: [TheAHL](https://twitter.com/TheAHL)



Colorado Eagles

1625 Pelican Lakes Point - Suite 100
Windsor, CO 80550
(970) 696-7469
NHL Affiliation: Colorado Avalanche
Web: coloradoeagles.com
Twitter: [ColoradoEagles](https://twitter.com/ColoradoEagles)



Bakersfield Condors

1001 Truxtun Ave.
Bakersfield, CA 93301
(861) 324-PUCK
NHL Affiliation: Edmonton Oilers
Web: bakersfieldcondors.com
Twitter: [Condors](https://twitter.com/Condors)



Grand Rapids Griffins

130 W. Fulton, Suite 111
Grand Rapids, MI 49503
(616) 774-4585
NHL Affiliation: Detroit Red Wings
Web: griffinshockey.com
Twitter: [GriffinsHockey](https://twitter.com/GriffinsHockey)



Belleville Senators

265 Camilton Road
Belleville, ON K8N4V8
(518) 4-DEVILS
NHL Affiliation: Ottawa Senators
Web: bellevillesens.com
Twitter: [BellevilleSens](https://twitter.com/BellevilleSens)



Hartford Wolf Pack

One Civic Centre Plaza
Hartford, CT 06103
(860) 249-5333
NHL Affiliation: New York Rangers
Web: hartfordwolfpack.com
Twitter: [WolfPackAHL](https://twitter.com/WolfPackAHL)



Binghamton Devils

1 Stuart Street, 3rd floor
Binghamton, NY 13901
(607) 722-7367
NHL Affiliation: New Jersey Devils
Web: binghamtondevils.com
Twitter: [BingDevils](https://twitter.com/BingDevils)



Henderson Silver Knights

222 S. Water St.
Henderson, NV 89015
(725) 201-3032
NHL Affiliation: Vegas Golden Knights
Web: hendersonsilverknights.com
Twitter: [HSKnights](https://twitter.com/HSKnights)



Bridgport Sound Tigers

600 Main Street
Bridgport, CT 06604
(203) 334-60AL
NHL Affiliation: New York Islanders
Web: soundtigers.com
Twitter: [TheSoundTigers](https://twitter.com/TheSoundTigers)



Hershey Bears

550 West Hershey Park Drive
Hershey, PA 17033
(717) 534-3390
NHL Affiliation: Washington Capitals
Web: hersheybears.com
Twitter: [TheHersheyBears](https://twitter.com/TheHersheyBears)



Charlotte Checkers

210 E. Trade St., Suite E480
Charlotte, NC 28202
(704) 342-4-ICE
NHL Affiliation: Florida Panthers
Web: gocheckers.com
Twitter: [CheckersHockey](https://twitter.com/CheckersHockey)



Iowa Wild

730 Third Street
Des Moines, IA 50309
(515) 564-8700
NHL Affiliation: Minnesota Wild
Web: iowawild.com
Twitter: [IowaWild](https://twitter.com/IowaWild)



Chicago Wolves

2301 Ravine Way
Glenview, IL 60025
(847) 724-60AL
NHL Affiliation: Carolina Hurricanes
Web: chicagowolves.com
Twitter: [ChicagoWolves](https://twitter.com/ChicagoWolves)



Level Rocket

1275 St-Antoine St West
Montreal, QC H3C 5L2
1-855-595-2200
NHL Affiliation: Montreal Canadiens
Web: rocketlevel.com
Twitter: [RocketLevel](https://twitter.com/RocketLevel)



Cleveland Monsters

Quicken Loans Arena
Cleveland, OH 44115
(216) 420-0000
NHL Affiliation: Columbus Blue Jackets
Web: lekeerimonsters.com
Twitter: [MonstersHockey](https://twitter.com/MonstersHockey)



Lehigh Valley Phantoms

701 Hamilton Street
Allentown, PA 18101
(610) 224-60AL
NHL Affiliation: Philadelphia Flyers
Web: phantomshockey.com
Twitter: [LVPantoms](https://twitter.com/LVPantoms)



Manitoba Moose
345 Graham Avenue
Winnipeg, MB R3C 5S6
(204) 987-PUCK
NHL Affiliation: Winnipeg Jets
Web: mooseshockey.com
Twitter: @ManitobaMoose



Springfield Thunderbirds
45 Falcons Way
Springfield, MA 01103
(413) 739-6041
NHL Affiliation: St. Louis Blues
Web: springfieldthunderbirds.com
Twitter: @thunderbirdshl



Milwaukee Admirals
510 West Kilbourne Ave, Suite B
Milwaukee, WI 53203
(414) 227-0550
NHL Affiliation: Nashville Predators
Web: milwaukeeadmirals.com
Twitter: @milkadmirals



Stockton Heat
248 West Fremont Street
Stockton, CA 95203
(209) 373-3500
NHL Affiliation: Calgary Flames
Web: stocktonheat.com
Twitter: @AHLHeat



Ontario Reign
901 Via Piemonte, Suite 370
Ontario, CA 91764
(909) 941-PUCK
NHL Affiliation: Los Angeles Kings
Web: ontarioreign.com
Twitter: @OntarioReign



Syracuse Crunch
800 South State Street
Syracuse, NY 13202
(315) 473-4444
NHL Affiliation: Tampa Bay Lightning
Web: syracusecrunch.com
Twitter: @SyracuseCrunch



Providence Bruins
1 LaSalle Square
Providence, RI 02903
(401) 273-5000
NHL Affiliation: Boston Bruins
Web: providencebruins.com
Twitter: @AHLBruins



Texas Stars
2100 Avenue of the Stars
Cedar Park, TX 78613
(512) 69-STARS
NHL Affiliation: Dallas Stars
Web: texasstars-hockey.com
Twitter: @texasStars



Rochester Americans
1 War Memorial Square
Rochester, NY 14614
(585) 454-5335
NHL Affiliation: Buffalo Sabres
Web: amerks.com
Twitter: @AmerksHockey



Toronto Marlies
45 Manitoba Drive
Toronto, ON M6K 3C3
(416) 597-PUCK
NHL Affiliation: Toronto Maple Leafs
Web: marlies.ca
Twitter: @TorontoMarlies



Rockford Icehogs
300 Elm Street
Rockford, IL 61101
(815) 986-6465
NHL Affiliation: Chicago Blackhawks
Web: icehogs.com
Twitter: @RockIcehogs



Tucson Roadrunners
175 W. Broadway Blvd.
Tucson, AZ 85701-2011
866-77-HOCKEY
NHL Affiliation: Arizona Coyotes
Web: tucsonroadrunners.com
Twitter: @RoadrunnersAHL



San Diego Gulls
7676 Hazard Center Drive, Suite 1075
San Diego, CA 92108
(619) 359-4700
NHL Affiliation: Anaheim Ducks
Web: sandiepagulls.com
Twitter: @SDGullsAHL



Utica Comets
400 Onskany Street West
Utica, NY 13502
(315) 790-9070
NHL Affiliation: Vancouver Canucks
Web: uticacomets.com
Twitter: @UticaComets



San Jose Barracuda
525 West Santa Clara Street
San Jose, CA 95113
(408) 297-7070
NHL Affiliation: San Jose Sharks
Web: sjbarracuda.com
Twitter: @SJBarracuda



Wilkes-Barre/Scranton Penguins
40 Coal Street
Wilkes-Barre, PA 18702
(570) 208-PENS
NHL Affiliation: Pittsburgh Penguins
Web: wbs-penguins.com
Twitter: @WBS-penguins



IN THE COMMUNITY

COMMITMENT TO THE COMMUNITY

The Manitoba Moose Hockey Club participates in a variety of events every year that allow the organization and players to connect with our community. The team is active in the community by visiting schools, local hospitals and health centres, through numerous player and team mascot appearances, and by maintaining an open and interactive relationship with the team's supportive and passionate fan base.

True North's Community Relations and Promotions Team participated in 148 events last year, including Tim Hortons Camp Day, the Children's Hospital Teddy Bear Picnic, the Pride Parade, the Brain Tumour Foundation Walk, Canada Day celebrations, the Manitoba Stampede in Morris, Man., and so much more.

In addition to supporting the True North Youth Foundation, True North Sports + Entertainment is proud to contribute to many worthwhile events and causes in our community. Last season more than 600 packages were donated, which included jerseys, autographed memorabilia, team clothing, and specialty merchandise, benefitting more than 550 community groups and organizations. More than in charitable proceeds were donated to a variety of deserving community groups while also raising awareness for their worthwhile causes.

Each year the Winnipeg Jets and Manitoba Moose celebrate their fans at Fan Fest, a free event that gives fans of all ages an opportunity to watch on-ice training sessions and engage in live Q & A sessions with select players, coaches, and management, as well as participate in a number of other activities, win prizes, and get autographs. The 2019 event welcomed more than 5,000 fans to the Bell MTS Iceplex.

Share the Warmth

Share the Warmth

Due to the COVID-19 pandemic, the Moose and Red River Co-op shifted gears from collecting used winter clothing to hygiene products. Through the campaign, Winnipeggers donated over 7,900 hygiene products, over 5,000 new clothing items, 630 food items and over \$7,600 in monetary donations.



Hockey Fights Cancer

The Moose, along with their American Hockey League peers and the National Hockey League, will honor those who have been impacted by cancer during the Hockey Fights Cancer campaign throughout the month of November. Last season, the Moose raised \$10,000 for Camp Quality Manitoba.



Shutout Hunger

The Moose host a yearly food drive in support Winnipeg Harvest, a local food bank, by donating non-perishable food items. In 2020, fans donated over 4,100 kilograms of food to Winnipeg Harvest at the team's New Year's Eve game.



Teddy Bear Toss

Now an annual tradition across hockey, the Moose support the Christmas Cheer Board with their Teddy Bear Toss events. Fans are invited to bring a new plush toy to throw on the ice during the first intermission. Though the team did not host a Teddy Bear Toss this season, the 2019 event saw 1,920 toys launched down to the ice.



Autism Awareness

The Moose Autism Awareness campaign will take place during the month of April. In past seasons, fans supported the campaign by purchasing autism awareness themed items and an auction of specialty puzzle-piece jerseys, with proceeds supporting the St.Amant Foundation. The 2020 campaign raised \$11,350 for the foundation.



Stick to Reading

As a wrap up to 'I Love to Read' month in February, the Moose visit schools throughout the city as part of the Stick to Reading program. Groups of players visit classrooms, read to the students and answer their questions in an effort to promote literacy.



TRUE NORTH YOUTH FOUNDATION

The True North Youth Foundation (TNF) is the charitable entity of True North Sports + Entertainment and the Winnipeg Jets. The foundation primarily supports three core self-run programs: Winnipeg Jets Hockey Academy (WJHA), Camp Manitou, and Project 11. The foundation was established in October 1996 as the Manitoba Moose Yearling Foundation, which it remained until prior to the 2011-12 hockey season.

Major events that help to fund the TNF include the Winnipeg Jets Gala Dinner, the annual Winnipeg Jets Skills Competition, the Mike Keane Celebrity Hockey Classic, and the Flatlanders Beer Festival. Since inception, True North's charitable efforts have raised and disbursed nearly \$21 million. The contributions of every sponsor, donor, volunteer, employee, and partner resulted in the TNF's ability to positively impact more than 42,000 Manitobans last year.

Guided by the shared mission, strategy, and values of True North Sports + Entertainment, the TNF operates under the direction of a committed team of employees in partnership with a dedicated board of directors.



PROJECT 11

Project 11 honours the memory of Rick "Ryp" Rypien, who was a valuable member of the Manitoba Moose, Winnipeg Jets, and of the True North family.

Developed in collaboration with a variety of organizations and experts, Project 11 is an engaging cross-curricular prevention program targeting Manitoba's English Language Arts and Physical/Health Education outcomes. Using concepts such as practicing focusing the mind, increasing self-awareness of feelings and strengths, and building positive relationships, the goal of Project 11 is to help students develop positive coping skills to deal with the daily stressors of life while also enhancing their academic performance. Lessons and activities are designed to be easily adapted into teachers' yearly plans.

The program is available for free to all Manitoba teachers of Grades 5 to 8 classrooms, and following the pilot of kindergarten through Grade 4 curriculum in 2018-19, Project 11's K-4 program will fully launch in the fall of 2019 in both English and French. With the addition of the K-4 pilot, program participation grew immensely to include 325 schools, 1,200 teachers, and 30,000 students in 2018-19.

Following the success of the inaugural P11 Mental Wellness Summit in January 2018, the 2019 summit was moved from the Burton Cummings Theatre to Bell MTS Place to accommodate even more students. Despite inclement weather that prevented many students from coming, nearly 3,000 students took in the event which, through a variety of speakers, highlighted mental wellness as a community issue and showed students they are not alone in their stresses, worries, and challenges. Winnipeg Jets players Nikolaj Ehlers and Bryan Little returned to the event with several new and returning musicians, TV personalities, and athletes joining them to promote mental wellness.



CAMP MANITOU

Camp Manitou is a year-round outdoor recreation facility operated by the True North Youth Foundation. With its forests, large grass playing field, and the Assiniboine River on three sides, the 28-acre property provides lots of space in which to enjoy nature, while being conveniently located just outside of Winnipeg in Headingley, Man.

The TNYF has been operating Camp Manitou since January 2014 and continued to invest in the grounds and amenities in 2018-19, building a new Welcome Centre and state of the art covered outdoor rink. The new structures will enhance camp programming, which is delivered with the goal of providing accessible and meaningful camp experiences to Manitoba children, youth, and community groups. Camp Manitou's attendance continued to grow with 913 campers attending summer camp in 2019, and 105 and 151 campers attending the season's new winter and spring break camps, respectively. Camp Manitou also welcomed 136 non-profit, school, community, and corporate groups to their grounds this past year, including through initiatives like Welcome to Winnipeg and the Canadian Deaf-Blind Camp.

MAJOR FUNDRAISERS

The True North Youth Foundation relies on a variety of fundraisers to reinvest into its own community programs as well as into other local non-profit organizations. The TNYF's four main fundraisers are:

Winnipeg Jets Gala Dinner

The Winnipeg Jets Gala Dinner is an unforgettable event for hockey enthusiasts and friends of the True North Youth Foundation. The dinner attracts professionals and corporations from both private and public sectors and includes a silent auction with the chance to win once-in-a-lifetime interactions with Winnipeg Jets players, among other unique prizes. The 2020 edition of the Jets Gala went digital in an online event taking place on Dec. 10, 2020.

Mike Keane Celebrity Hockey Classic

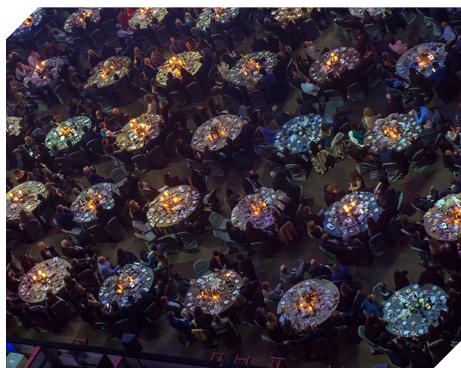
The Mike Keane Celebrity Hockey Classic allows rec hockey players to team up with former NHL greats to play hockey and raise funds for two great Manitoba causes. Proceeds from the event are shared between the True North Youth Foundation and Continuity Care. The event raised \$437,000 in 2019.

Flatlander's Beer Festival

Presented by Manitoba Liquor Marts, the Flatlander's Beer Festival celebrates the art of beer and provides an opportunity for many different breweries to showcase their products to Manitobans, all in support of the True North Youth Foundation. The 17th annual festival in 2018 was the biggest yet with more than 5,500 patrons sampling 375 beers and ciders and more than \$190,000 raised.

50/50

A staple at all Winnipeg Jets and Manitoba Moose home games, last year's regular season 50/50 draws raised \$3.84 million in support of the True North Youth Foundation and its youth-focused programming. Fan generosity raised an additional \$212,180 during the playoffs, which included #WPGWhiteout Street Parties and viewing parties.





WINNIPEG JETS HOCKEY ACADEMY

The TNYF recognizes that challenges exist for many families to participate in the great game of hockey. The Winnipeg Jets Hockey Academy (WJHA) was created (formerly Lil' Moose) to provide children with the chance to play hockey while surrounded by their peers and positive role models. Participation barriers have been removed by providing programming staff, equipment, transportation, ice rentals, nutrition, and qualified on-ice instruction to all participants. Program extras include character development curriculum, tutoring, resume and job coaching, exposure to local post-secondary options and career opportunities, as well as field trips and guest speakers.

By providing children with an opportunity to experience the positive benefits of hockey, the foundation believes that students will have increased confidence to pursue their goals on and off the ice. The WJHA helps to encourage academic achievement and increase children's sense of belonging within their school community. WJHA students are shown to academically outperform the rest of their school population, which is an encouraging outcome that demonstrates the impact and value of this program.

Through 14 years, the WJHA continued to grow with 825 student athletes in Grades 2 through 12, from 24 schools in St. James-Assiniboia, Winnipeg One, and River East Transcona school divisions, and from Gonzaga Middle School, participating in the academy during the 2018-19 academic year. Over the years, full-circle benefits have been realized with WJHA students getting summer jobs at Camp Manitou and with TNYF partner organizations whose volunteers work closely with the program. The 2018-19 school year marked the second year of graduates who have journeyed through the entire WJHA program, the majority of whom started with the program in elementary school. This milestone affirms the program's long-standing vision of using hockey as a vehicle to help students engage in academics and ultimately graduate.

The program benefits from local businesses and organizations who have partnered with the WJHA to provide many volunteers and hours of service through its Living Philanthropy Program. This year's Living Philanthropy partners include Price Industries, Maple Leaf Construction, Birchwood Automotive Group, True North Sports + Entertainment, Princess Auto, Winnipeg Police Service, the RCMP, New Flyer, and Payworks.

LEARN TO PLAY

The TNYF partnered with three Winnipeg school divisions to deliver a third season of the NHL/NHLPA's Learn to Play program last year which, with the help of Winnipeg Jets alumni, provides children who have never experienced hockey with the opportunity to play. Carefully chosen by their schools, more than 1,000 Grade 3 students each attended 10 Learn to Play sessions at their local community arena last year, with head-to-toe equipment provided by the program. Hockey Canada and Hockey Manitoba are also partners of the initiative, measuring individual progress during the program, as well as measuring the rate at which these students continue to pursue hockey following its completion. Building on the initiative, a two-month developmental program was offered to kids who showed interest in pursuing hockey beyond the program.

MICK E. MOOSE

Mick E. Moose has always been an important member of the True North Sports + Entertainment family. Arriving in Winnipeg along with the Manitoba Moose in 1997, Mick E. has helped bring energy and excitement to live hockey games and community events all year long.

While Mick E.'s original jersey was retired in 2011 following the final season of the Manitoba Moose, the Winnipeg Jets proudly called him up to the NHL for their inaugural season in 2011-12. Mick E. remains a popular addition to the gameday experience at Bell MTS Place and last year made 150 community appearances at events across the province.



FACILITIES



Bell MTS Place

As one of the modern facilities in Winnipeg's growing sports, hospitality and entertainment district (SHED), Bell MTS Place is a 15,000-plus-seat multi-purpose sports and entertainment arena.

Bell MTS Place boasts excellent sightlines from every seat, superb acoustics for concerts, and the best ambience and amenities for all kinds of sports such as NBA exhibition games, professional bull riding, Monster Jam, professional wrestling, and professional indoor soccer exhibitions, all which have played to audiences at Bell MTS Place. Winnipeg's busiest entertainment venue can accommodate up to 17,000 concert-goers and can just as easily be curtained down to create an intimate concert setting for audiences as small as 2,500.





BELL MTS PLACE UPGRADES

True North Sports + Entertainment strives to offer superior patron experience at Bell MTS Place, constantly investing in renovations and upgrades every year. This year the Bell MTS Place skywalk connecting Portage Place and Cityplace along Hargrave Street, including the Cityplace bridge, received a complete makeover. New flooring, an LED lighting upgrade, and a new colour scheme now aligns the skywalk with the fit and finish of Bell MTS Place and the concourse renovation unveiled in October 2017. The result is a brighter and more durable space designed to withstand the heavy volume of foot traffic. These improvements are part of True North's multi-year venue improvement plan that in 2016 brought new ergonomic seating, improved sightlines, updated concessions and new digital technology that brings all the action to hundreds of big screens on all levels of Bell MTS Place.

Also new for the 2019-20 season is a full LED lighting replacement in the bowl. The latest technology in sport lighting brings new energy efficiency to the arena as well as improved lighting quality and features that will enhance all events hosted at Bell MTS Place and bring crisper

RESTAURANTS AND LOUNGES


Bell MTS Place provides many exciting food and beverage options to choose from such as Freshii, Gourmet Burger, Carvery & Melts, Aviator's Grill, and much more. Patrons can enjoy a variety of beverage selections at the contemporary bar locations on the main south concourse and upper west and north concourses. Located on the northeast corner of event level of Bell MTS Place, the Exchange Restaurant is a full-service and fully licensed restaurant, perfect for meeting a few friends or a large group.



BUDWEISER KING CLUB

The Budweiser King Club is a premium seating club lounge located at the north end of the lower bowl and including sections 124 to 127 and 223 to 228. The Budweiser King Club features exclusive "at your seat" bar and restaurant service and restrooms reserved just for those seated in the club section.

BELL MTS PLACE SEATING CHART (MOOSE)



Bell MTS Iceplex

BELL MTS ICEPLEX

Bell MTS Iceplex is a 200,000-square-foot facility that serves as the official practice facility of the Winnipeg Jets and Manitoba Moose. It is also the home of the True North Youth Foundation's Winnipeg Jets Hockey Academy, which provides hockey programming to kids who otherwise couldn't afford to play. Consisting of four NHL regulation size rinks and the Ice Lab, a dedicated goalie training centre, Bell MTS Iceplex provides between 11,000 and 13,000 hours of ice time annually to minor hockey associations, adult recreation leagues, tournaments, summer camps, casual rentals, the Jets, Moose, and to the foundation. Bell MTS Iceplex is also a year-round multipurpose facility featuring high performance fitness and training facilities, a full-service pro shop, licensed restaurant and lounge, and conference facilities. Bell MTS Iceplex has been recognized as a Hockey Canada Centre of Excellence.



ICEPLEX ADULT HOCKEY LEAGUE

The adult hockey league that operates out of the Bell MTS Iceplex, formerly known as the Winnipeg Jets Hockey League, was rebranded as the Iceplex Adult Hockey League in 2018-19. The league enters its ninth season of operation and is the official adult recreational hockey league of Bell MTS Iceplex, providing a pro experience to amateur adult hockey. The IAHL offers regularly scheduled games, online recorded stats and standings, four available regulation-sized NHL ice sheets, as well as in-game music before each game and during stoppages in play.

Spanning all 12 months of the year, the IAHL also offers a spring/summer season. All IAHL divisions bear the names of Winnipeg's hockey ambassadors including Joe Daley, Mike Keane, and Jimmy Roy.



FOCUS FITNESS

Focus Fitness is a 6,600-square-foot facility located on the upper level of Bell MTS Iceplex that features the latest in exercise and sports conditioning equipment. Focus Fitness prides itself on training the highest number of professional athletes in the city as well as accommodating athletes from all sports and all levels of fitness and performance.

Focus Fitness features treadmills, spin bikes, cable columns, free weights, Olympic lifting platforms and over 3,200 square feet of turf. Focus Fitness incorporates proven old school tools and methods like tractor tires, sleds, battle ropes and kettle balls to ensure athletes are challenged to improve their total body strength and overall conditioning. From developmental ages to the pros, Focus Fitness is the premier training facility for helping you reach your goals and become the best version of yourself.



THE PRESS BOX RESTAURANT & SPORTS BAR

The Press Box Restaurant & Sports Bar provides perfect above-the-action sightlines facing the Canadian Tire and RE/MAX ice sheets at Bell MTS Iceplex. With a licensed bar and full menu, the Press Box is a great place to take in the action and relive the memories after the games.

In addition to restaurant services, the Press Box Restaurant & Sports Bar proudly caters functions from 20 to 500 people, specializing in team windups, holiday parties, birthday parties, fundraisers, and corporate events. From corporate to casual, the Press Box catering team will make any event a success.

BURTON CUMMINGS THEATRE FOR PERFORMING ARTS



BURTON CUMMINGS THEATRE

Located on the edge of Winnipeg's Exchange District is one of Canada's most acclaimed live music and performance venues, the Burton Cummings Theatre for the Performing Arts. The theatre is named after the famed Winnipeg frontman of The Guess Who, Burton Cummings, and is now affectionately known as "the Burt". It is an immediate draw with its unique appeal, both visually and sonically. The 1,581 reserved-seat theatre, both a National Historic Site of Canada and Provincial Heritage site, was built in 1906. True North Sports + Entertainment assumed management and operating control of the venue in 2014 and purchased it in 2016. Over the decades, the vaudeville era theatre has staged ballets, operas, and Broadway-style shows to now modern-day concerts and events. Offering a vintage, yet carefully maintained interior space that includes a 70' vaulted ceiling and three levels of audience seating, the Burt provides an up-close and personal experience for both audiences and performers.

In April 2017, True North, along with Burton Cummings himself, announced a 15-year extension of the theatre's naming rights as well as a commitment from Cummings to perform a minimum of four concerts during this period, with proceeds going toward True North's long-term investment into the theatre and to patron experiences at the Burt. To date, True North has invested over \$1.2 million into the venue, including on air conditioning, seating, flooring, lighting, backstage renovations, accessibility upgrades, and digital display and signage additions.

TRUE NORTH SQUARE

TRUE NORTH SQUARE

True North Square is a transformative mixed-use development located kitty-corner to Bell MTS Place that will feature more than 1.5 million square feet of office, hotel, residential, retail, parking, and public plaza space in five towers, creating a new dynamic epicentre for Winnipeg's downtown. 242 Hargrave, a 17-storey office tower, opened in July 2018 and is currently home to lead tenants Thompson Dorfman Sweatman and Scotiabank, and will welcome MNP and Ceridian in fall 2019. 225 Carlton is a 25-storey premium residential tower featuring 194 rental suites that welcomed its first residents in July 2019. Phase two of the development is under construction and will include the Sutton Place Hotel & Residences located on Carlton Street with anticipated completion in late 2021/early 2022. The third phase of True North Square will see the development of the 19-storey tower that will serve as the North American headquarters for Manitoba-made insurance company Wawanesa.

One of the newest and most innovative additions to Winnipeg's food scene, Hargrave St. Market opened at True North Square in fall 2019. Inspired by cutting-edge food halls located across North America and Europe, the locally focused and chef-driven offerings include a full-service restaurant, a microbrewery, six culinary concepts and a boutique grocery store. Gusto North, Lake of the Woods Brewing Company, Yard Burger, The Good Fight Taco, Rose Bar, Saburo Kitchen, Miss Browns, Fools + Horses, and Mottola Grocery offers something for everyone at True North Square.

