



# MEDIA GUIDE

# MEDIA GUIDE

# TABLE OF CONTENTS


INTRODUCTION.....	pg. 1	ROOKIES.....	pg. 72
MOHEGAN SUN ARENA AT CASEY PLAZA...	pg. 2	HAT TRICKS.....	pg. 73
THE AMERICAN HOCKEY LEAGUE.....	pg. 3	SPECIAL TEAMS.....	pg. 75
2018-19 SCHEDULE.....	pg. 4	SHORTHANDED GOALS.....	pg. 76
PLAYER PROFILES.....	pg. 5	PENALTY SHOTS.....	pg. 82
PRONOUNCIATION GUIDE.....	pg. 23	SHUTOUTS.....	pg. 86
TEAM STAFF.....	pg. 24	ALL-TIME SWEATER NUMBERS.....	pg. 91
OPENERS.....	pg. 29	AHL ALL-STAR GAMES.....	pg. 94
SEASON RECORDS.....	pg. 29	AHL AWARD WINNERS.....	pg. 97
MONTH-BY-MONTH RECORDS.....	pg. 31	SEASON-BY-SEASON BREAKDOWN.....	pg. 99
PENGUINS ALL-TIME ROSTER.....	pg. 32	PENGUINS PLAYOFF HISTORY.....	pg. 119
PLAYERS BY NATIONALITY.....	pg. 41	YEAR-BY-YEAR RESULTS.....	pg. 120
GOALTENDERS.....	pg. 42	vs. OPPONENTS RECORD.....	pg. 126
HEAD COACHES.....	pg. 43	COACHES PLAYOFF RECORDS.....	pg. 127
COACHES YEARLY.....	pg. 43	MISCELLANEOUS TEAM RECORDS....	pg. 127
ATTENDANCE.....	pg. 46	PLAYOFF OVERTIME GAMES.....	pg. 128
ALL-TIME LEADERS.....	pg. 47	PLAYOFF SHUTOUTS.....	pg. 130
SEASON LEADERS.....	pg. 52	PLAYOFF HAT TRICKS.....	pg. 130
TEAM RECORDS.....	pg. 55	PLAYOFF PENALTY SHOTS.....	pg. 130
PLAYER POINT STREAKS.....	pg. 59	INDIVIDUAL PLAYOFF RECORDS.....	pg. 131
OVERTIME.....	pg. 61	ALL-TIME PLAYOFF LEADERS.....	pg. 132
ALL-TIME OT RECORD.....	pg. 61	HISTORY OF THE PENGUINS/BEARS RIVALRY...	pg. 134
OT vs. EACH TEAM.....	pg. 62	ALL-TIME TABLE.....	pg. 136
OT WINS.....	pg. 62	SEASON-BY-SEASON RIVALRY.....	pg. 136
OT LOSSES.....	pg. 64	SINGLE-GAME RIVALRY RECORDS....	pg. 138
SHOOTOUTS.....	pg. 66	SEASON SERIES RIVALRY RECORDS...	pg. 141
ALL-TIME SHOOTOUT RECORD.....	pg. 66	ALL-TIME RIVALRY RECORDS.....	pg. 144
SHOOTOUT vs. EACH TEAM.....	pg. 67	HALL OF FAME.....	pg. 146
ALL-TIME SHOOTOUT RESULTS.....	pg. 67	IMPORTANT DATES.....	pg. 149
PENGUINS SHOOTOUT ATTEMPTS.....	pg. 70		
PENGUINS GOALIES IN SHOOTOUTS...	pg. 71		

# EXCELLENCE SEASONS IN THE MAKING

The Wilkes-Barre/Scranton Penguins are the American Hockey League affiliate of the five-time Stanley Cup Champion Pittsburgh Penguins. For 19 years, the Penguins have brought the excitement of the greatest show on ice to Northeastern Pennsylvania and have the track record to back up such a claim.

Wilkes-Barre/Scranton has reached the Calder Cup Playoffs for 16-straight years, the AHL's active record and one of the longest current streaks in all professional sports. Furthermore, the Penguins sit in the AHL record books with the league's all-time record for consecutive sellouts (144) as well as twice setting the all-time mark for sellouts in a single season (40).

The AHL serves as the primary developmental hockey league in North America with all 30 member clubs affiliated with teams in the National Hockey League. The AHL has developed more than 88 percent of today's NHL players in addition to the vast majority of the NHL's coaches, managers, training staffs, broadcasters and officials.



Wilkes-Barre/Scranton has seen many of its players earn promotion to the team's parent club in Pittsburgh over the past 19 seasons and contributed a significant amount of talent to the team's Stanley Cup titles in 2009, 2016 and 2017. Eight players (Maxime Talbot, Kris Letang, Alex Goligoski, Tyler Kennedy, Marc-André Fleury, Rob Scuderi, Brooks Orpik and Miroslav Šatan) all spent time with Wilkes-Barre/Scranton at some point before playing for Pittsburgh in the Stanley Cup Playoffs en route to the 2009 championship. Additionally, six players (Matt Murray, Conor Sheary, Bryan Rust, Tom Kühnhackl, Derrick Pouliot and Oskar Sundqvist) began the season in the AHL before participating in Pittsburgh's 2016 championship run, - and 13 total players on the team had previously played in Wilkes-Barre/Scranton. Once again in 2017, four more players (Josh Archibald, Jake Guentzel, Carter Rowney and Chad Ruhwedel) joined the fold as Wilkes-Barre/Scranton alumni to capture hockey's greatest prize in the Steel City.

The Penguins have also become known in hockey circles as a coaching factory for the NHL. Three coaches have gone directly from Wilkes-Barre/Scranton to head coach in Pittsburgh mid-season, and at the start of the 2017-18 campaign, three NHL teams were led by bench bosses who were formerly featured on Wilkes-Barre/Scranton's coaching staff. Three of Pittsburgh's most recent Cup victories were coached by Wilkes-Barre/Scranton products (Dan Bylsma, 2009; Mike Sullivan, 2016 & 2017).



# MOHEGAN SUN ARENA AT CASEY PLAZA



Mohegan Sun Arena at Casey Plaza opened its doors on November 13, 1999 for the Wilkes-Barre/Scranton Penguins' inaugural season home debut.

Originally named the Northeastern Pennsylvania Civic Arena, the Penguins are the primary tenant of the building. More than just hockey takes place within its confines, though. It has become a hub for big-name concerts, sports entertainment events, political rallies, graduation ceremonies, and more.

Mohegan Sun Arena at Casey Plaza has a capacity of **8,300** seats for Penguins hockey games, and has been the vessel for multiple AHL attendance records set by Wilkes-Barre/Scranton fans over the course of the club's 19-year history. The building holds nearly 10,000 seats for concert events and has hosted legendary acts such as Elton John, Cher, Neil Diamond, The Eagles, AC/DC and Simon & Garfunkel.

The arena is owned by the Luzerne County Convention Center Authority and operated by SMG, one of the largest property management corporations in the world. In the United States alone, SMG manages 74 arenas and stadiums.

## OTHER MOHEGAN SUN ARENA FACTS:

- Home arena of the Wilkes-Barre/Scranton Pioneers arena football team from 2002-2009. The Pioneers played in the AF2.
- Hosts the annual spring graduation ceremonies for King's College, University of Scranton, Luzerne County Community College and Marywood University.
- On October 22, 2002, President George W. Bush spoke at the arena during his campaign for re-election.
- January 31, 2000 marked the arena's first live wrestling event, a live taping of WCW Monday Night Nitro, featuring a main event tag team match between The nWo vs. Terry Funk, Ric Flair and WCW World Heavyweight Champion Sid Vicious.



# THE AMERICAN HOCKEY LEAGUE

The American Hockey League serves as the primary developmental league for the National Hockey League, and its 31 member clubs are gearing up for its 83<sup>rd</sup> season of high-flying action across the United States and Canada. More than 88 percent of the NHL's players are AHL alumni, including 2018 Hart Trophy winner Taylor Hall and 2018 Vezina Trophy recipient Pekka Rinne.

## EASTERN CONFERENCE

### ATLANTIC DIVISION

 <p><b>BRIDGEPORT SOUND TIGERS</b> Bridgeport, CT Webster Bank Arena Established: 2001 2017-18 Record: 36-32-5-3 2017-18 Finish: 22nd Calder Cups: 0 NHL Affiliate: NEW YORK ISLANDERS</p>	 <p><b>LEHIGH VALLEY PHANTOMS</b> Allentown, PA PPL Center Established: 2014 2017-18 Record: 47-19-5-5 2017-18 Finish: 2nd Calder Cups: 0 NHL Affiliate: PHILADELPHIA FLYERS</p>
 <p><b>CHARLOTTE CHECKERS</b> Charlotte, NC Bojangles' Coliseum Established: 2010 2017-18 Record: 46-26-1-3 2017-18 Finish: 6th Calder Cups: 0 NHL Affiliate: CAROLINA HURRICANES</p>	 <p><b>PROVIDENCE BRUINS</b> Providence, RI Dunkin' Donuts Center Established: 1992 2017-18 Record: 45-26-3-2 2017-18 Finish: 7th Calder Cups: 1 NHL Affiliate: BOSTON BRUINS</p>
 <p><b>HARTFORD WOLF PACK</b> Hartford, CT XL Center Established: 2013 2017-18 Record: 34-33-6-3 2017-18 Finish: 24th Calder Cups: 0 NHL Affiliate: NEW YORK RANGERS</p>	 <p><b>SPRINGFIELD THUNDERBIRDS</b> Springfield, MA MassMutual Center Established: 2016 2017-18 Record: 45-22-6-2 2017-18 Finish: 25th Calder Cups: 0 NHL Affiliate: FLORIDA PANTHERS</p>
 <p><b>HERSHEY BEARS</b> Hershey, PA Giant Center Established: 1938 2017-18 Record: 30-37-4-5 2017-18 Finish: 26th Calder Cups: 11 NHL Affiliate: WASHINGTON CAPITALS</p>	 <p><b>WILKES-BARRE/SCRANTON PENGUINS</b> Wilkes-Barre, PA Mohegan Sun Arena at Casey Plaza Established: 1999 2017-18 Record: 45-22-6-3 2017-18 Finish: 5th Calder Cups: 0 NHL Affiliate: PITTSBURGH PENGUINS</p>

### NORTH DIVISION

 <p><b>BELLEVILLE SENATORS</b> Belleville, ON Yardmen Arena Established: 2017 2017-18 Record: 29-42-2-3 2017-18 Finish: 28th Calder Cups: 0 NHL Affiliate: OTTAWA SENATORS</p>	 <p><b>ROCHESTER AMERICANS</b> Rochester, NY Blue Cross Arena Established: 1956 2017-18 Record: 37-22-11-6 2017-18 Finish: 11th Calder Cups: 0 NHL Affiliate: BUFFALO SABRES</p>
 <p><b>BINGHAMTON DEVILS</b> Binghamton, NY Floyd L. Maines Veterans Memorial Arena Established: 2017 2017-18 Record: 25-38-9-4 2017-18 Finish: 27th Calder Cups: 0 NHL Affiliate: NEW JERSEY DEVILS</p>	 <p><b>SYRACUSE CRUNCH</b> Syracuse, NY Oncenter War Memorial Arena Established: 1994 2017-18 Record: 46-22-3-5 2017-18 Finish: 4th Calder Cups: 0 NHL Affiliate: TAMPA BAY LIGHTNING</p>
 <p><b>CLEVELAND MONSTERS</b> Cleveland, OH Quicken Loans Arena Established: 2007 2017-18 Record: 25-41-7-3 2017-18 Finish: 29th Calder Cups: 1 NHL Affiliate: COLUMBUS BLUE JACKETS</p>	 <p><b>TORONTO MARLIES</b> Toronto, ON Ricoch Coliseum Established: 2005 2017-18 Record: 54-18-2-2 2017-18 Finish: 1st Calder Cups: 1 NHL Affiliate: TORONTO MAPLE LEAFS</p>
 <p><b>LAVAL ROCKET</b> Laval, QC Place Bell Established: 2017 2017-18 Record: 24-42-7-3 2017-18 Finish: 30th Calder Cups: 0 NHL Affiliate: MONTRÉAL CANADIENS</p>	 <p><b>UTICA COMETS</b> Utica, NY Utica Memorial Auditorium Established: 2013 2017-18 Record: 38-26-8-4 2017-18 Finish: 15th Calder Cups: 0 NHL Affiliate: VANCOUVER CANUCKS</p>

## WESTERN CONFERENCE

### CENTRAL DIVISION

 <p><b>CHICAGO WOLVES</b> Rosemont, IL Allstate Arena Established: 2001 2017-18 Record: 42-23-7-4 2017-18 Finish: 8th Calder Cups: 2 NHL Affiliates: VEGAS GOLDEN KNIGHTS</p>	 <p><b>MILWAUKEE ADMIRALS</b> Milwaukee, WI UWM Panther Arena Established: 2001 2017-18 Record: 38-32-4-2 2017-18 Finish: 20th Calder Cups: 1 NHL Affiliate: NASHVILLE PREDATORS</p>
 <p><b>GRAND RAPIDS GRIFFINS</b> Grand Rapids, MI Van Andel Arena Established: 2001 2017-18 Record: 42-25-2-7 2017-18 Finish: 9th Calder Cups: 2 NHL Affiliate: DETROIT RED WINGS</p>	 <p><b>ROCKFORD ICEHOGS</b> Rockford, IL BMO Harris Bank Center Established: 2007 2017-18 Record: 40-28-4-4 2017-18 Finish: 14th Calder Cups: 0 NHL Affiliate: CHICAGO BLACKHAWKS</p>
 <p><b>IOWA WILD</b> Des Moines, IA Wells Fargo Arena Established: 2013 2017-18 Record: 33-27-10-6 2017-18 Finish: 19th Calder Cups: 0 NHL Affiliate: MINNESOTA WILD</p>	 <p><b>SAN ANTONIO RAMPAGE</b> San Antonio, TX AT&amp;T Center Established: 2002 2017-18 Record: 35-31-10-0 2017-18 Finish: 23rd Calder Cups: 0 NHL Affiliate: ST. LOUIS BLUES</p>
 <p><b>MANITOBA MOOSE</b> Winnipeg, MB Bell MTS Place Established: 2015 2017-18 Record: 42-26-4-4 2017-18 Finish: 10th Calder Cups: 0 NHL Affiliate: WINNIPEG JETS</p>	 <p><b>TEXAS STARS</b> Cedar Park, TX Cedar Park Center Established: 2009 2017-18 Record: 38-24-8-6 2017-18 Finish: 12th Calder Cups: 1 NHL Affiliate: DALLAS STARS</p>

### PACIFIC DIVISION

 <p><b>BAKERSFIELD CONDORS</b> Bakersfield, CA Rabobank Arena Established: 2015 2017-18 Record: 31-27-9-1 2017-18 Finish: 21st Calder Cups: 0 NHL Affiliate: EDMONTON OILERS</p>	 <p><b>SAN JOSE BARRACUDA</b> San Jose, CA SAP Center Established: 2015 2017-18 Record: 34-26-4-4 2017-18 Finish: 16th Calder Cups: 0 NHL Affiliate: SAN JOSE SHARKS</p>
 <p><b>COLORADO EAGLES</b> Loveland, CO Budweiser Events Center Established: 2018 2017-18 Record: n/a 2017-18 Finish: n/a Calder Cups: n/a NHL Affiliate: COLORADO AVALANCHE</p>	 <p><b>STOCKTON HEAT</b> Stockton, CA Stockton Arena Established: 2015 2017-18 Record: 34-28-2-4 2017-18 Finish: 18th Calder Cups: 0 NHL Affiliate: CALGARY FLAMES</p>
 <p><b>ONTARIO REIGN</b> Ontario, CA Citizens Business Bank Arena Established: 2015 2017-18 Record: 36-25-4-3 2017-18 Finish: 13th Calder Cups: 0 NHL Affiliate: LOS ANGELES KINGS</p>	 <p><b>TUCSON ROADRUNNERS</b> Tucson, AZ Tucson Convention Center Established: 2016 2017-18 Record: 42-20-5-1 2017-18 Finish: 3rd Calder Cups: 0 NHL Affiliate: ARIZONA COYOTES</p>
 <p><b>SAN DIEGO GULLS</b> San Diego, CA Valley View Casino Center Established: 2015 2017-18 Record: 36-28-3-1 2017-18 Finish: 17th Calder Cups: 0 NHL Affiliate: ANAHEIM DUCKS</p>	

# WILKES-BARRE/SCRANTON 2018-19 SCHEDULE

Date	Time	Opponent
Oct. 6	7:05 p.m.	vs. Springfield
Oct. 11	7:00 p.m.	at Cleveland
Oct. 13	7:00 p.m.	at Cleveland
Oct. 17	7:05 p.m.	vs. Hershey
Oct. 19	7:05 p.m.	at Lehigh Valley
Oct. 20	7:05 p.m.	vs. Lehigh Valley
Oct. 26	7:05 p.m.	vs. Hershey
Oct. 27	7:00 p.m.	at Hershey
Nov. 2	7:05 p.m.	vs. Hartford
Nov. 3	7:05 p.m.	vs. Hartford
Nov. 4	3:00 p.m.	at Bridgeport
Nov. 9	7:05 p.m.	at Providence
Nov. 10	7:00 p.m.	at Hartford
Nov. 11	3:05 p.m.	at Providence
Nov. 14	10:35 a.m.	at Springfield
Nov. 16	7:05 p.m.	vs. Charlotte
Nov. 17	7:05 p.m.	vs. Charlotte
Nov. 23	7:05 p.m.	at Springfield
Nov. 24	7:05 p.m.	vs. Hershey
Nov. 25	3:05 p.m.	vs. Providence
Nov. 28	7:00 p.m.	at Hershey
Nov. 30	7:05 p.m.	at Rochester
Dec. 1	4:00 p.m.	at Toronto
Dec. 7	7:05 p.m.	vs. Cleveland
Dec. 8	3:05 p.m.	vs. Bridgeport
Dec. 9	5:00 p.m.	at Hershey
Dec. 12	7:05 p.m.	at Springfield
Dec. 15	7:05 p.m.	vs. Lehigh Valley
Dec. 16	3:00 p.m.	at Bridgeport
Dec. 19	7:05 p.m.	vs. Bridgeport
Dec. 21	7:00 p.m.	at Hershey
Dec. 22	7:00 p.m.	at Syracuse
Dec. 26	7:05 p.m.	vs. Lehigh Valley
Dec. 28	7:05 p.m.	vs. Hershey
Dec. 29	7:05 p.m.	at Lehigh Valley
Dec. 31	6:05 p.m.	at Binghamton
Jan. 4	7:05 p.m.	vs. Grand Rapids
Jan. 5	7:05 p.m.	vs. Milwaukee

Jan. 11	7:00 p.m.	at Charlotte
Jan. 12	6:00 p.m.	at Charlotte
Jan. 18	7:05 p.m.	vs. Rochester
Jan. 19	7:05 p.m.	vs. Hershey
Jan. 21	1:05 p.m.	vs. Lehigh Valley
Jan. 23	10:30 a.m.	at Bridgeport
Jan. 26	7:05 p.m.	at Binghamton
Feb. 1	7:05 p.m.	vs. Cleveland
Feb. 2	7:05 p.m.	vs. Bridgeport
Feb. 6	8:00 p.m.	at Rockford
Feb. 8	8:00 p.m.	at Milwaukee
Feb. 9	8:00 p.m.	at Grand Rapids
Feb. 13	7:00 p.m.	at Hershey
Feb. 16	7:05 p.m.	vs. Utica
Feb. 17	3:00 p.m.	at Hartford
Feb. 22	7:05 p.m.	vs. Hershey
Feb. 24	3:05 p.m.	vs. Rockford
Mar. 1	7:05 p.m.	at Providence
Mar. 2	7:30 p.m.	at Hartford
Mar. 6	7:05 p.m.	vs. Lehigh Valley
Mar. 8	7:05 p.m.	vs. Hartford
Mar. 9	7:05 p.m.	vs. Syracuse
Mar. 13	7:05 p.m.	at Lehigh Valley
Mar. 16	7:05 p.m.	vs. Providence
Mar. 17	3:05 p.m.	vs. Toronto
Mar. 19	7:00 p.m.	at Hershey
Mar. 22	7:05 p.m.	vs. Lehigh Valley
Mar. 23	7:05 p.m.	at Lehigh Valley
Mar. 24	3:05 p.m.	vs. Springfield
Mar. 27	7:05 p.m.	vs. Providence
Mar. 30	7:05 p.m.	vs. Springfield
Apr. 2	10:30 a.m.	at Bridgeport
Apr. 5	7:05 p.m.	vs. Binghamton
Apr. 6	7:05 p.m.	at Lehigh Valley
Apr. 7	3:05 p.m.	at Lehigh Valley
Apr. 12	7:00 p.m.	at Utica
Apr. 13	7:05 p.m.	vs. Bridgeport
Apr. 14	3:05 p.m.	vs. Binghamton

### GAMES BY DAY OF THE WEEK

	Home	Road	Total
Monday	1	1	2
Tuesday	0	2	2
Wednesday	5	7	12
Thursday	0	1	1
Friday	12	9	21
Saturday	15	12	27
Sunday	5	6	11

### GAMES BY MONTH

	Home	Road	Total
October	4	4	8
November	6	8	14
December	6	8	14
January	5	4	9
February	5	5	10
March	9	5	14
April	3	4	7



1999

2019

# **PENGUINS PLAYER PROFILES**



# MATT **ABT**

**DEFENSEMAN 6'4" 180 lbs. July 25, 1993 Leduc, AB**

- His most successful collegiate season came his senior year in 2017-18, where he served as a co-captain and set personal highs in goals (6) and points (19).
- Named the Atlantic Hockey Defensive Player of the Week three times during his senior season at R.I.T.
- Won back-to-back Atlantic Hockey Association championships with R.I.T. in 2015 and 2016.
- Scored his first professional goal in his ECHL debut with the Wheeling Nailers on Mar. 9, 2018.

### 2017-18 STATISTICS

Cornell University (NCAA)	33GP	13G	13A	26PTS	42PIM
Wheeling Nailers (ECHL)	2GP	0G	0A	0PTS	0PIM


# ANTHONY **ANGELLO**

**CENTERMAN 6'5" 210 lbs. Mar. 6, 1996 Albany, NY**

- Had a three-year collegiate career at Cornell University. During that time, he amassed 70 points (36G-34A) in 102 games, and was named All-ECAC Second Team and All-Ivy Second Team.
- In his final season at Cornell, 2017-18, he tied for first on the team in goals with 13.
- Won the USHL Scholar Athlete award in 2013-14 while playing for the Omaha Lancers.
- Represented the United States at the 2014 World Junior-A Challenge, where he helped the team take gold. Angello finished the tournament tied for second on the team in scoring with five points (2G-3A) in four contests.

### 2017-18 STATISTICS

Cornell University (NCAA)	33GP	13G	13A	26PTS	42PIM
W-B/Scranton Penguins (AHL)	2GP	0G	0A	0PTS	0PIM







# ZACH ASTON-REESE

**RIGHT WING 6'0" 204 lbs. Aug. 10, 1994 Staten Island, NY**

- Holds the Wilkes-Barre/Scranton franchise record for longest point streak to start a pro career (4), during which he posted six points (2G-4A).
- Scored his first NHL goal as part of a two-goal effort on Feb. 13, 2018 against the Ottawa Senators.
- Led the entire NCAA in goals (31) and tied for the national lead in points (63) during his fourth and final season with Northeastern University.
- Named one of three finalists for the 2017 Hobey Baker Award.
- Recipient of the Phil Hines Award in 2016, given annually to the New England area's Most Improved Player in the collegiate ranks.

## 2017-18 STATISTICS

Pittsburgh Penguins (NHL)	16GP	4G	2A	6PTS	2PIM
W-B/Scranton Penguins (AHL)	41GP	9G	20A	29PTS	49PIM

# JOHNNY AUSTIN

**DEFENSEMAN 5'11" 195 lbs. July 22, 1994 St. Louis Park, MN**

- Played four years at the University of Connecticut, where he scored 44 points (8G-36A) in 127 games.
- Led all Huskies defenseman with 15 assists and 19 points during his senior season.
- Played three seasons at UConn with fellow Wilkes-Barre/Scranton defenseman Joe Masonius.
- Registered his first AHL point with an assist in his AHL debut while skating with the Laval Rocket on Mar. 23, 2018 vs. Charlotte.

## 2017-18 STATISTICS

University of Connecticut (NCAA)	35GP	4G	15A	19PTS	14PIM
Laval Rocket (AHL)	9GP	0G	1A	1PTS	6PIM





# DANE BIRKS

**DEFENSEMAN** 6'2" 185 lbs. Aug. 29, 1995 Merritt, BC

- Played three seasons of college hockey at Michigan Tech where he scored 41 points (9G-32A) in 112 games played.
- Two-time WCHA Champion at Michigan Tech in the 2016-17 and 2017-18 seasons.
- Named to the 2012-13 BCHL All-Rookie Team while playing for the Merritt Centennials.
- Played for Team Canada West at the 2013 World Junior-A Challenge and helped the team win a bronze medal.

## 2017-18 STATISTICS

Michigan Tech (NCAA)	44GP	5G	13A	18PTS	26PIM
W-B/Scranton Penguins (AHL)	1GP	0G	0A	0PTS	0PIM


# TEDDY BLUEGER

**CENTERMAN** 6'0" 195 lbs. Aug. 15, 1994 Rīga, LAT

- Set the Wilkes-Barre/Scranton franchise record for best plus/minus by a rookie (+23) in 2016-17.
- Led the AHL with four overtime game-winning goals amassed during the 2017-18 season, also a Penguins franchise record.
- During his four years at Minnesota State University, Blueger accounted for 108 points (31G-77A) in 155 collegiate games.
- Was a member of Latvia's entries at the 2011 and 2012 IIHF World Junior Championships as well as the 2017 and 2018 IIHF World Championship.
- Moved to the U.S. at 16 years-old to attend prestigious Shattuck St. Mary's Prep and won the USA Hockey Midget National Title two years in a row.

## 2017-18 STATISTICS

W-B/Scranton Penguins (AHL)	70GP	21G	24A	45PTS	43PIM
-----------------------------	------	-----	-----	-------	-------





# CAM BROWN

**CENTERMAN 5'7" 155 lbs. Mar. 25, 1993 Natick, MA**

- Finished tied for the second-most assists among ECHL rookies (36) in 2017-18.
- Played four years of collegiate hockey at the University of Maine, earning 106 points (23G-83A) in 146 games played and leading the club in assists in two of his four seasons (2014-15, 2016-17).
- Two-time EJHL champion while playing for the New Hampshire Jr. Monarchs in the 2010-2011 and 2011-12 seasons. Brown was also elected to the EJHL All-Star Game in 2012.

## 2017-18 STATISTICS

Springfield Thunderbirds (AHL)	14GP	1G	1A	2PTS	4PIM
W-B/Scranton Penguins (AHL)	1GP	0G	0A	0PTS	0PIM
Wheeling Nailers (ECHL)	55GP	17G	36A	53PTS	32PIM


# JARRETT BURTON

**CENTERMAN 6'0" 190 lbs. Dec. 30, 1990 Sault Ste. Marie, ON**

- Coming off of a season in which he registered new AHL career highs in games played (52), goals (9), assists (10), points (19) and plus/minus (+6).
- At Clarkson University, he was named to the ECAC All-Academic Team three out of his four seasons with the Golden Knights.
- Was awarded the Golden Knights' Richmond Unsung Hero Award and Clarkson's Fran Neragin Award which is given annually to the player who displays unselfish play and sportsmanship.
- Shared one season at Clarkson University with fellow Penguins forward, Troy Josephs.

## 2017-18 STATISTICS

W-B/Scranton Penguins (AHL)	52GP	9G	10A	19PTS	25PIM
Wheeling Nailers (ECHL)	5GP	2G	1A	3PTS	2PIM





# JOSEPH CRAMAROSSA

**LEFT WING 6'0" 195 lbs. Oct. 26, 1992 Markham, ON**

- Has appeared in 229 career games in the AHL, racking up 26 goals, 27 assists, 53 points and 269 penalty minutes in that time.
- Traded to Wilkes-Barre/Scranton by the Stockton Heat on Valentine's Day, Feb. 14, 2018, in exchange for Colin Smith.
- Played in 59 NHL games with the Anaheim Ducks and Vancouver Canucks during the 2016-17 season where he scored 10 points (4G-6A) and 60 penalty minutes in those contests.

## 2017-18 STATISTICS

Stockton Heat (AHL)	37GP	3G	7A	10PTS	38PIM
W-B/Scranton Penguins (AHL)	28GP	6G	6A	12PTS	28PIM


# KEVIN CZUCZMAN

**DEFENSEMAN 6'3" 210 lbs. Jan. 1, 1991 Port Elgin, ON**

- Set a new career bests in 2017-18 with 31 assists and 35 points, which also led all Wilkes-Barre/Scranton defensemen.
- Led all Manitoba Moose defensemen in power play goals (6) and power play points (19) in 2016-17.
- Made his NHL debut as a member of the New York Islanders upon leaving college on Mar. 18, 2014 against the Minnesota Wild.
- Named Lake Superior State University's Most Valuable Player in 2014 and was twice deemed most valuable defenseman in his three seasons with the Lakers, during which he collected 14 goals and 31 assists for 45 points.

## 2017-18 STATISTICS

W-B/Scranton Penguins (AHL)	71GP	4G	31A	35PTS	48PIM
-----------------------------	------	----	-----	-------	-------





# CASEY **DeSMITH**

**GOALTENDER 6'0" 180 lbs. Aug. 13, 1991 Rochester, NH**

- Earned his first NHL game in his first NHL start with a 28-save effort on Jan. 18, 2018 at Los Angeles.
- Named to the 2018 AHL All-Star Classic.
- Led the entire AHL in 2016-17 with a 2.01 goals against average and topped all league rookies with a .926 save percentage.
- Owns the Wilkes-Barre/Scranton franchise record for saves in a playoff game when he made 59 stops at Providence in Game 3 of the 2016 Atlantic Division Semifinal.
- Won his first AHL game in his first professional start on Jan. 3, 2016 at Hartford.

## 2017-18 STATISTICS

Pittsburgh Penguins (NHL)	14GP	6-4-1	2.40GAA	.921SV%	1SO
W-B/Scranton Penguins (AHL)	27GP	16-8-3	2.73GAA	.910SV%	2SO

# THOMAS **DI PAULI**

**CENTERMAN 5'11" 178 lbs. Apr. 29, 1994 Caldaro, ITY**

- Spent four years at the University of Notre Dame, compiling 30 goals and 48 assists for 78 points in his collegiate career.
- Played two seasons with Penguins organization teammate Bryan Rust at Notre Dame (2012-13, 2013-14).
- Altered his diet to become a Pescetarian in the summer of 2017.
- Born in Caldaro, Italy, but moved to Chicago, Illinois with his family at 12-years-old and has represented the United States internationally at the 2014 IIHF World Junior Championship and won gold with the U.S. at the 2012 U18 World Juniors.

## 2017-18 STATISTICS

W-B/Scranton Penguins (AHL)	58GP	12G	8A	20PTS	38PIM
-----------------------------	------	-----	----	-------	-------





# STEFAN ELLIOTT

**DEFENSEMAN 6'1" 191 lbs. Jan. 30, 1991 Vancouver, BC**

- Scored the most goals by AHL defensemen (18) in the 2014-15 season with the Lake Erie Monsters.
- Won an Olympic bronze medal with Canada in the 2018 Winter Olympic Games in PyeongChang, South Korea.
- Had a prolific WHL career in which he had the most goals by a defenseman in 2009-10 (26) and 2010-11 (31). In the 2010-11 campaign, he also registered the WHL's best plus/minus (+62) and the most points among defensemen (81) en route to winning the league's Bill Hunter Trophy for Best Defenseman.
- Named CHL Scholastic Player of the Year in 2009.

## 2017-18 STATISTICS

HV71 (SHL) 34GP 4G 17A 21PTS 14PIM


# DEREK GRANT

**CENTERMAN 6'3" 215 lbs. Apr. 20, 1990 Abbotsford, BC**

- Shattered his previous NHL career-highs with 12 goals, 12 assists and 24 points in his first and only season with the Anaheim Ducks (2017-18).
- Had 45 points (27G-18A) in only 39 AHL games played in 2015-16 as a member of the Stockton Heat. Had the sixth-most goals in the league that year, as well.
- Played in the 2016 AHL All-Star Classic in Syracuse, N.Y.
- 2011 Calder Cup Champion with the Binghamton Senators.

## 2017-18 STATISTICS

Anaheim Ducks (NHL) 66GP 12G 12A 24PTS 11PIM





# RYAN HAGGERTY

**RIGHT WING 6'0" 200 lbs. Mar. 4, 1993 Stamford, CT**

- Coming off of a personal-best season with Wilkes-Barre/Scranton during which he posted career highs in goals (16), assists (21) and points (37).
- Has put up 51 goals and 55 assists for 106 total points in his first four seasons of pro hockey spent with the Rockford IceHogs, Hartford Wolf Pack and Wilkes-Barre/Scranton Penguins.
- Was a college hockey standout at Rensselaer Polytechnic Institute, where he earned 84 points (47G-37A) in 106 NCAA contests.
- Captured a gold medal with the United States at the 2011 U18 World Juniors.
- His father, Roger, played professional baseball for four seasons with minor league affiliates of the Boston Red Sox.

## 2017-18 STATISTICS

W-B/Scranton Penguins (AHL) **47GP 16G 21A 37PTS 22PIM**


# JIMMY HAYES

**RIGHT WING 6'5" 210 lbs. Nov. 21, 1989 Dorchester, MA**

- Has 334 games of NHL experience with the Chicago Blackhawks, Florida Panthers, Boston Bruins and New Jersey Devils, producing 54 goals, 55 assists and 109 points.
- His best NHL season came in 2014-15 with Florida, during which he established personal highs with 19 goals, 16 assists and 35 points.
- His younger brother, Kevin, plays for the New York Rangers.
- Won an NCAA National Championship with Boston College in 2010 alongside Penguins organization teammate Brian Dumoulin.
- Represented the United States in international competition at the 2009 IIHF World Junior Championships as well as the 2014 IIHF World Championship.

## 2017-18 STATISTICS

New Jersey Devils (NHL)	<b>33GP</b>	<b>3G</b>	<b>6A</b>	<b>9PTS</b>	<b>6PIM</b>
Binghamton Devils (AHL)	<b>3GP</b>	<b>0G</b>	<b>2A</b>	<b>2PTS</b>	<b>0PIM</b>





# TRISTAN JARRY

**GOALTENDER 6'2" 185 lbs. Apr. 29, 1995 Delta, BC**

- Went on a six-game regulation unbeaten streak to start the NHL season in 2017-18 (4-0-2), a stretch that included his first NHL win on Nov. 25, 2017 vs. Tampa Bay and his first NHL shutout on Dec. 1 at Buffalo.
- Was one of only two goalies in the AHL at the end of the 2016-17 season to finish in the top five in both wins (28, 3<sup>rd</sup>) and goals against average (2.15, 4<sup>th</sup>).
- Led all AHL rookie goalies with five shutouts in 2015-16.
- Recorded the second-most saves in Wilkes-Barre/Scranton history with 47 at Providence on Feb. 28, 2016.
- Two-time WHL Champion in 2011-12 and 2013-14, and 2014 Memorial Cup Champion as a member of the Edmonton Oil Kings.

### 2017-18 STATISTICS

Pittsburgh Penguins (NHL)	26GP	14-6-2	2.77GAA	.908SV%	2SO
W-B/Scranton Penguins (AHL)	16GP	9-5-2	3.05GAA	.901SV%	0SO

# ADAM JOHNSON

**LEFT WING 6'0" 175 lbs. June 22, 1994 Hibbing, MN**

- Led the 2016-17 University of Minnesota-Duluth Bulldogs in power play goals (7) in addition to finishing second on the team in goals (18) and tied for second in points (37).
- Clinched UMD's berth in the 2017 Frozen Four when he scored an overtime power play game-winning goal to defeat Boston Univ.
- Played all three forward positions during the 2016-17 season, and even filled in on defense late in the year.
- Father, Dave, and uncle, Gary DeGrio, both played college hockey together at Minnesota-Duluth in the late 70's/early 80's.

### 2017-18 STATISTICS

W-B/Scranton Penguins (AHL)	70GP	11G	20A	31PTS	16PIM
-----------------------------	------	-----	-----	-------	-------







# TROY JOSEPHS

**CENTERMAN 6'0" 194 lbs. May 9, 1994 Whitby, ON**

- Closed out his first pro season with 19 points (10G-9A) in the last 18 games of the Wheeling Nailers' season, including his first career hat trick on Feb. 2, 2018 against the Indy Fuel.
- Set collegiate career highs in his senior season at Clarkson University with 20 goals, 33 points and a plus-10 rating. His 20 tallies topped all Clarkson players.
- Made his pro debut with Wilkes-Barre/Scranton on Mar. 18, 2017 vs. Lehigh Valley. He later earned his first pro point with an assist on Mar. 25, 2017 at Lehigh Valley, and then notched his first pro goal on Apr. 1, 2017 vs. Lehigh Valley.
- Captured the 2013 Ontario Junior Hockey League championship as a member of the St. Michael's Buzzers.

## 2017-18 STATISTICS

W-B/Scranton Penguins (AHL)	4GP	0G	0A	0PTS	0PIM
Wheeling Nailers (ECHL)	43GP	16G	20A	36PTS	55PIM

# SAM LAFFERTY


**RIGHT WING 6'1" 185 lbs. Mar. 6, 1995 Hollidaysburg, PA**

- Played four years of collegiate hockey at Brown University where he earned 29 goals and 50 assists for 79 points in 124 games.
- Led the Brown Bears in both assists and points in back-to-back seasons in 2016-17 and 2017-18.
- Played nine games with the Wilkes-Barre/Scranton Penguins at the end of the 2017-18 campaign on an amateur tryout agreement and scored his first pro goal on Apr. 3, 2018 vs. Hershey.

## 2017-18 STATISTICS

Brown University (NCAA)	31GP	8G	14A	22PTS	34PIM
W-B/Scranton Penguins (AHL)	9GP	1G	2A	3PTS	4PIM





# TOBIAS LINDBERG

**RIGHT WING 6'3" 215 lbs. July 22, 1995 Stockholm, SWE**

- Produced career highs with 11 goals, 23 assists and 34 points in his rookie AHL season (2015-16) split between the Binghamton Senators and Toronto Marlies.
- Has played in six NHL games, all in 2015-16 as a member of the Toronto Maple Leafs.
- Won an OHL Championship and Memorial Cup Championship with the Oshawa Generals in 2015.
- Played one game alongside Penguins organization teammate Patric Hörnqvist with Djurgårdens IF in 2012.

## 2017-18 STATISTICS

Chicago Wolves (AHL) 64GP 10G 13A 23PTS 30PIM

# PATRICK McGRATH

**RIGHT WING 5'10" 200 lbs. Mar. 17, 1993 Wilkes-Barre, PA**

- Became the first Northeast Pennsylvania native to play for Wilkes-Barre/Scranton on Dec. 27, 2014.
- Scored his first AHL goal on Apr. 8, 2017 at Hartford.
- Was the QMJHL's most penalized player in 2012-13 while playing with the P.E.I. Rocket when he totaled 171 penalty in 61 games.
- Ranks sixth on the Wheeling Nailers' all-time penalty minutes list (532).
- Was sixth in penalty minutes (246) in the ECHL during the 2014-15 season.

## 2017-18 STATISTICS

W-B/Scranton Penguins (AHL) 19GP 2G 0A 2PTS 95PIM





# SAM MILETIC

**LEFT WING 6'1" 196 lbs. May 4, 1997 Bloomfield Hills, MI**

- Placed sixth overall in the Ontario Hockey League with 96 points last season, which he split between the London Knights and Niagara IceDogs.
- Tied for the IceDogs' team lead in points (12) during their 10 postseason games last season.
- Earned an invitation to the Pittsburgh Penguins' Development Camp in 2017, and then played in all three of Pittsburgh's games at the 2017 Prospect Challenge in Buffalo, New York before signing a three-year entry-level contract as an undrafted free agent.

## 2017-18 STATISTICS

London Knights (OHL)	35GP	16G	38A	54PTS	12PIM
Niagara IceDogs (OHL)	28GP	20G	18A	38PTS	12PIM

# JOHN MUSE

**GOALTENDER 5'11" 185 lbs. Aug. 1, 1988 East Falmouth, MA**

- Captured two NCAA National Championships (2008, 2010) during his time at Boston College.
- Led the ECHL's Florida Everblades to a Kelly Cup Championship in 2012 and was Kelly Cup Playoffs MVP with a .939 save percentage and 1.78 goals against average in 13 postseason games.
- Received three CCM/AHL Player of the Week awards during the course of his career, all of which came while playing for the Charlotte Checkers.

## 2017-18 STATISTICS

Lehigh Valley Phantoms (AHL)	15GP	11-2-1	2.46GAA	.919SV%	1SO
Reading Royals (ECHL)	26GP	19-5-2	2.24GAA	.931SV%	3SO





# WILL O'NEILL

**DEFENSEMAN 6'1" 205 lbs. Apr. 28, 1988 Salem, MA**

- Played the 2015-16 season with Wilkes-Barre/Scranton, his most productive season to date, during which he led the club with 42 assists, and he topped the team's defensemen with 50 points.
- Represented the Penguins at the 2016 AHL All-Star Classic in Syracuse, New York.
- As a member of the St. John's IceCaps, he led the 2013 Calder Cup Playoffs with most assists (13) and playoff points by a defenseman (16).
- Has racked up 207 points (40G-167A) in 396 AHL games.
- Appeared in his first and only NHL game last season on Nov. 2, 2017 at St. Louis.

## 2017-18 STATISTICS

Philadelphia Flyers (NHL)	1GP	0G	0A	0PTS	0PIM
Lehigh Valley Phantoms (AHL)	59GP	6G	13A	19PTS	14PIM


# LINUS ÖLUND

**CENTERMAN 5'11" 183 lbs. June 5, 1997 Gävle, SWE**

- Set career highs in his last season playing for Brynäs IF of the Swedish Hockey League with 51 games played and 23 points (8G-15A).
- Led all junior-aged players in goals during the 2017 SHL Playoffs as he helped Brynäs reach the Le Mat Trophy Final, the SHL's championship series.
- Was Pittsburgh's fifth round selection (155<sup>th</sup> overall) at the 2017 NHL Entry Draft, his third and final year of draft eligibility.

## 2017-18 STATISTICS

Brynäs IF (SHL)	51GP	8G	15A	23PTS	4PIM
-----------------	------	----	-----	-------	------





# ANTHONY PETERS

**GOALTENDER 6'1" 195 lbs. Dec. 31, 1990 Blyth, ON**

- Signed two separate professional tryout agreements with Wilkes-Barre/Scranton last season, and ultimately earned a two-year AHL contract on Feb. 22, 2018.
- Registered the first shutout of his AHL career with 18 saves on Jan. 24, 2018 at Hershey.
- Played four years of collegiate hockey at Saint Mary's University where he won 2014-2015 CIS Goaltender of the Year and was named to the CIS First All-Star Team in his freshman and senior seasons (2011-12, 2014-15).
- Brother, Justin, played 83 NHL games between the Carolina Hurricanes, Washington Capitals and Arizona Coyotes, and spent the 2017-18 season overseas playing for Kölner Haie in Cologne, Germany.

## 2017-18 STATISTICS

W-B/Scranton Penguins (AHL)	24GP	12-7-3	2.71GAA	.907SV%	1SO
Cincinnati Cyclones (ECHL)	16GP	10-4-1	2.34GAA	.925SV%	1SO

# ETHAN PROW


**DEFENSEMAN 6'0" 185 lbs. Nov. 17, 1992 Sauk Rapids, MN**

- During his senior campaign at St. Cloud State University, Prow won NCHC Player of the Year and was a finalist for the NCAA's Hobey Baker Award.
- Led all NCAA defensemen in 2015-16 in assists (27) and points (35).
- During his time at SCSU, he racked up 19 goals and 80 assists for 96 points, had a plus-51 rating in 149 games and served as the Huskies' captain in 2014-15 and 2015-16.
- Owns St. Cloud State's program record for career assists by a defenseman (80) and is second all-time for SCSU in career points for a D-man (99).

## 2017-18 STATISTICS

W-B/Scranton Penguins (AHL)	40GP	4G	13A	17PTS	16PIM
Wheeling Nailers (ECHL)	3GP	0G	0A	0PTS	0PIM





# JUUSO RIIKOLA

**DEFENSEMAN 6'0" 184 lbs. Nov. 9, 1993 Joensuu, FIN**

- Played the last six seasons with KalPa in the Finnish Liiga where he had 26 goals, 63 assists and 89 points in 283 regular-season games and 10 points (2G-8A) in 31 playoff games.
- Teammates with Olli Määttä on Finland's 2013 IIHF World Junior Championship squad.
- In addition to the 2013 World Juniors, Riihola represented his homeland at the 2018 IIHF World Championship, during which he had two assists and was plus-4 in eight contests.
- Older brother, Simo-Pekka Riihola, is also a defenseman and an eight-year veteran of the Liiga.

## 2017-18 STATISTICS

KalPa (Liiga)	59GP	8G	16A	24PTS	14PIM
---------------	------	----	-----	-------	-------

# KEVIN SPINOZZI


**DEFENSEMAN 6'3" 210 lbs. May 23, 1996 Granby, QC**

- Played five seasons in the Ontario Hockey League with the Sault Ste. Marie Greyhounds and Sarnia Sting. He wrapped up his OHL career with 28 goals and 85 assists for 113 points in 275 games.
- Named team captain in his final season with Sarnia, during which he set OHL career-highs in goals (13) and points (41).
- Earned his first AHL point with an assist on Dec. 15, 2017 at Hartford while playing for the Penguins on a professional tryout agreement. Signed his first AHL contract the next day.
- Father, Frank, is a professional hockey coach in France for Les Bisons de Neuilly-sur-Marne.

## 2017-18 STATISTICS

W-B/Scranton Penguins (AHL)	16GP	0G	2A	2PTS	8PIM
Wheeling Nailers (ECHL)	12GP	2G	3A	5PTS	6PIM





# CHRIS SUMMERS

**DEFENSEMAN 6'2" 210 lbs. Feb. 5, 1988 Ann Arbor, MI**

- Selected in the first round (29<sup>th</sup> overall) of the 2006 NHL Entry Draft by the Phoenix Coyotes.
- Played a combined total of 450 AHL games for four teams, the San Antonio Rampage, Portland Pirates, Hartford Wolf Pack and Wilkes-Barre/Scranton Penguins, totaling 70 points (14G-56A).
- Played in his 500<sup>th</sup> pro game on Mar. 3, 2018 at Rockford.
- Played four years of college hockey with his hometown team, the University of Michigan, for which he served as captain during his senior season.
- Played with Penguins organization teammate Carl Hagelin during three of his four seasons at the University of Michigan.

## 2017-18 STATISTICS

W-B/Scranton Penguins (AHL) 64GP 1G 10A 11PTS 51PIM


# JEFF TAYLOR

**DEFENSEMAN 6'0" 185 lbs. Apr. 13, 1994 Clifton Park, NY**

- Played four seasons at Union College, compiling 18 goals, 74 assists and 92 points in 149 games, the second-highest scoring blueliner in Dutchmen history.
- Won the 2014 NCAA National Championship with Union one year after winning the USHL's Clark Cup as a member of the Dubuque Fighting Saints.
- During the 2016-17 season, led all ECAC D-men in goals (7), power play goals (5), power play points (17) and multi-point games (6), as well as tying for first in overall points (22).

## 2017-18 STATISTICS

W-B/Scranton Penguins (AHL)	14GP	0G	1A	1PTS	8PIM
Wheeling Nailers (ECHL)	28GP	4G	15A	19PTS	26PIM





# ZACH TROTMAN

**DEFENSEMAN 6'3" 220 lbs. Aug. 26, 1990 Flint, MI**

- Finished the 2017-18 season with Wilkes-Barre/Scranton's best plus/minus rating (+24).
- Appeared in 67 career NHL games, all with the Boston Bruins. Trotman accrued 12 points (3G-9A) in that time.
- Scored the game-winning goal for the Providence Bruins in his first pro game on Mar. 23, 2012.
- Final player selected in the 2010 NHL Entry Draft (210<sup>th</sup> overall) by the Boston Bruins.
- Played three seasons at Lake Superior State University, one with Penguins teammate Kevin Czuczman.

## 2017-18 STATISTICS

Pittsburgh Penguins (AHL)	3GP	0G	0A	0PTS	0PIM
W-B/Scranton Penguins (AHL)	49GP	7G	10A	17PTS	25PIM


# GARRETT WILSON

**LEFT WING 6'2" 200 lbs. Mar. 16, 1991 Elmvale, ON**

- In 265 career AHL games, Wilson has totaled 59 goals and 66 assists for 125 points.
- Last season, he set AHL career highs in assists (25), points scored (42) and penalty minutes (139) which led the team and placed fifth in the league.
- Won an OHL Championship in 2011 with the Owen Sound Attack, contributing 21 points (11G-10A) in 22 games during their playoff run.
- Has played in 34 NHL games, all with the Florida Panthers. Wilson also played in all six of Florida's games in the franchise's last appearance in the Stanley Cup Playoffs (2016).

## 2017-18 STATISTICS

W-B/Scranton Penguins (AHL)	69GP	17G	25A	42PTS	139PIM
-----------------------------	------	-----	-----	-------	--------





# PRONUNCIATION GUIDE

Player	Pronunciation	Player	Pronunciation
Matt Abt	MAHTT AHBT	Adam Johnson	AH-dam JAWN-suhn
Anthony Angello	AN-thoh-nee AN-jehl-oh	Troy Josephs	TROY JOH-sehfs
Zach Aston-Reese	ZAHK AH-stuhn-REES	Sam Lafferty	SAM LAF-er-tee
Johnny Austin	JAWN-nee AWS-tihn	Tobias Lindberg	TOH-bi-uhs LIHND-behrg
Dane Birks	DAYN BURKS	Patrick McGrath	PA-trick mihk-GRATH
Teddy Blueger	TEHD-dee BLOO-guhr	Sam Miletic	SAM MIHL-eh-tihk
Cam Brown	KAM BROWN	John Muse	JAWN MYEWS
Jarrett Burton	JEHR-eh BUR-tuhn	Will O'Neill	WIHL OH-neel
Joseph Cramarossa	JOH-sehf KRAM-uh-roh-suh	Linus Ölund	LEE-nuhs AHW-Ihoond
Kevin Czuczman	KEH-vihn CHERCH-mihn	Anthony Peters	AN-thoh-nee PEE-ters
Casey DeSmith	KAE-see duh-SMITH	Ethan Prow	EE-than PROW
Thomas Di Pauli	TAWM-uhs dih-PAWL-ee	Juuso Riihola	YOO-soh REE-koh-luh
Stefan Elliott	steh-FAWN EHL-ee-uh	Kevin Spinozzi	KEH-vihn spih-NOH-zee
Derek Grant	DEHR-ihk GRANT	Chris Summers	KRIHS SUH-muhrs
Ryan Haggerty	RIE-an HAG-ur-tee	Jeff Taylor	JEHF TAY-lawr
Jimmy Hayes	JIHM-mee HAYZ	Zach Trotman	ZAHK TRAWT-mihn
Tristan Jarry	TRIH-stuhn JAWR-ee	Garrett Wilson	GEHR-reht WIHL-suhn



**GENERAL MANAGER**

**WILBRAHAM, MA**

# BILL GUERIN



*Guerin is entering his second season as Wilkes-Barre/Scranton General Manager. His duties entail day-to-day hockey operations decisions relating to the club, such as player transactions, staff hirings, maintaining the long-term goals of the club and organization as a whole, etc.*

*Born in Worcester, Mass., Guerin had an illustrious NHL career that included two Stanley Cup titles, an Olympic silver medal and World Cup gold medal. In 1,263 NHL games, he totaled 429 goals and 427 assists for 856 points. Guerin ranks seventh all-time among American-born NHL players in both games played and goals. He was inducted into the United States Hockey Hall of Fame in 2013.*

*Guerin was selected in the first round (fifth overall) of the 1989 NHL Entry Draft by the New Jersey Devils and spent two years at Boston College.*

*Guerin also serves as the Pittsburgh Penguins' assistant general manager, a position he's held for the past four seasons. Pittsburgh has captured the Stanley Cup twice during his tenure as assistant general manager.*

**HEAD COACH**

**PROVIDENCE, RI**

# CLARK DONATELLI



*Donatelli is poised to begin his fourth season at the helm in Wilkes-Barre/Scranton, which began on Dec. 22, 2015 after spending four years as the head coach of the Wheeling Nailers of the ECHL. During his stint with Wheeling, he amassed an overall record of 147-119-10-22 and is the club's all-time leader in coaching wins. He is also the only coach in Nailers history to take the team to consecutive playoff appearances. He also coached the U18 Team USA at the 2016 and 2017 Ivan Hlinka Memorial Tournament.*

*Prior to his coaching career, Donatelli spent three seasons at Boston University from 1984-87 and went on to a seven-year pro hockey career that included 35 NHL games. He represented the United States on the international stage on multiple occasions, having played in the IIHF World Championships three times, captaining Team USA at the 1985 World Junior Championship, and the U.S. Olympic squad in 1988 and 1992, serving as captain in '92.*

*In his first full season as Wilkes-Barre/Scranton's bench boss, his team compiled the AHL's top record (51-20-3-2), the fewest goals against (2.21 per game) and league's leading penalty kill (86.9%).*

**ASSISTANT COACH**

**AUBURN, NY**

# J.D. FORREST

*Forrest enters his third season with the Penguins in which he will primarily work with the team's defensemen and penalty kill. Preceding his time with Wilkes-Barre/Scranton, Forrest coached Red Bull Salzburg's farm team in Austria in 2015-16. Under Forrest, Salzburg was 32-22 in the international Red Bull Hockey Series and 4-0 in its season-ending tournament. In 2014-15, he was an assistant coach for the U.S. National Development Program, winning a gold medal with the team at the IIHF U18 World Junior Championships.*

*Forrest, 37, played four years at Boston College and captured the NCAA National Championship in 2001. He also spent time in the AHL with Albany and Worcester and played professionally in Finland, Sweden, Switzerland and Germany.*

**ASSISTANT COACH**

**NIAGARA FALLS, ON**

# JARROD SKALDE

*Skalde enters his second season with the Penguins organization, but his first behind the bench as an assistant coach. He is already familiar with Wilkes-Barre/Scranton's coaches and players after spending last season as player development coach for the Pittsburgh Penguins. Skalde also has previous coaching experience in the AHL, serving as the Norfolk Admirals' head coach for the 2014-15 campaign.*

*Skalde had a long playing career before becoming a coach. With 18 seasons as a pro across North America, Europe and Asia, he racked up 115 NHL games and 575 AHL games. In his NHL days, he was an original Mighty Duck, playing for Anaheim's expansion team in 1993, in addition to skating for the New Jersey Devils, Calgary Flames, San Jose Sharks, Chicago Blackhawks, Dallas Stars, Atlanta Thrashers and Philadelphia Flyers.*

**VIDEO COACH**

**ELIZABETH, CO**

# MADISON NIKKEL

*Nikkel re-joins Wilkes-Barre/Scranton for his third season on Donatelli's staff as video coach. His responsibilities include pre-scouting opponents' players and strategies to present to the Penguins in team meetings, compile video during games that can be used for further instruction by the coaching staff, and monitoring in-game action for potential coach's challenges.*

*The 24-year-old from Elizabeth, Colorado spent four years at Boston College, where he was head manager for the men's ice hockey team. Nikkel was responsible for all pre and in-game video analysis for the Eagles.*

**ASSISTANT GENERAL MANAGER**

**ORCHARD LAKE, MI**

# JASON KARMANOS

*Karmanos joined the Penguins organization as Pittsburgh's Vice President of Hockey Operations and Assistant GM in June of 2014 after previously serving 15 years as an executive with the Carolina Hurricanes. In addition to helping Pittsburgh GM Jim Rutherford and fellow assistant Bill Guerin in all aspects of hockey operations, Karmanos spearheaded the revamping of the Penguins' use of hockey analytics to assist management in their decision-making process.*

*Karmanos, 43, played four years of college hockey at Harvard University from 1992-1996 and even attended Pittsburgh Penguins training camp after graduation in 1996. Although he skated with the Raleigh IceCaps of the ECHL for 16 games in 1996, his career was unfortunately cut short by an eye injury sustained during the course of play.*

**DIRECTOR OF PLAYER DEVELOPMENT**

**CLINTON, MA**

# SCOTT YOUNG

*Young is set to take on his second season as Director of Player Development with the Penguins organization. He is responsible for working with the development of Pittsburgh's prospects in the minor, junior and college levels. Previously, Young was an assistant coach for the men's hockey team at his alma mater, Boston University.*

*During his pro career, Young played in 1,181 NHL games, totaling 756 points (342G-414A). He captured two Stanley Cups over the course of 16 seasons, one with Pittsburgh in 1991 and again in 1996 as a member of the Colorado Avalanche. The Clinton, Massachusetts native also represented the United States multiple times on the international stage, including three different Olympics (1999, 1992, 2002.) Young was inducted into the United States Hockey Hall of Fame in 2017.*

**GOALTENDING DEVELOPMENT COACH**

**TORONTO, ON**

# ANDY CHIODO

*Andy Chiodo will start his first full season with the Penguins organization as Goaltending Development Coach. He was previously with the Ottawa 67's of the Ontario Hockey League as the team's Goaltending Coach last season in addition to various broadcasting duties with TSN in Toronto.*

*Chiodo had extensive and successful playing career as a goalie which included three seasons with the Penguins from 2003-06 in both Pittsburgh and Wilkes-Barre/Scranton. In his rookie season, the Toronto native led Wilkes-Barre/Scranton to the 2004 Calder Cup Final. Chiodo played professionally for 14 years, a career that not only spanned North America, but also included stops in Russia, Finland and Austria.*

**ATHLETIC TRAINER  
PERKASIE, PA**

# SEAMUS McKELVEY

*McKelvey enters his second season as Head Athletic Trainer with the Penguins. He earned his undergraduate and master's degree at East Stroudsburg University, and worked on the Wilkes-Barre/Scranton training staff as a graduate assistant in 2012-13. He was the head athletic trainer for the Wheeling Nailers from 2014-16, and then spent last season as the assistant Athletic Trainer for the Providence Bruins.*

**STRENGTH & CONDITIONING  
SCRANTON, PA**

# MIKE JOYCE

*Joyce, a native of Scranton, Pennsylvania, enters his second season as Strength and Conditioning Coach. He graduated from Marywood University in 2017 with a bachelor's degree in exercise science and a minor in nutrition. He spent the previous year assisting Wilkes-Barre/Scranton as an intern under the tutelage of former strength coach, Doug Davidson. Joyce is also a certified U.S.A. Weightlifting Sports Performance Coach.*

**CHIEF EXECUTIVE OFFICER**

**BOSTON, MA**

# JEFF BARRETT

*Barrett has more than 20 years of experience in the areas of team and facility management and has been overseeing the operation of Wilkes-Barre/Scranton since the team's inception in 1998. His leadership has built the Penguins from the ground up and into one of the AHL's model franchises. Barrett received the 2003 James C. Hendry Award, given annually to the league's Executive of the Year.*

*Prior to moving to Wilkes-Barre, Barrett served as vice president of ticket sales for the Pittsburgh Penguins and was the director of operations for the Detroit Tigers' Tiger Stadium. He received his bachelor's degree in psychology from Providence College in 1984 and a master's in sports management from UMass-Amherst in 1987.*

## **OTHER STAFF:**

GREG PETORAK.....Executive Vice President  
and Chief Financial Officer

BRIAN COE.....Vice President of Operations

JON STEPHENSON.....Vice President of Ticketing

ROB BELZA.....Vice President of  
Corporate Sponsorships

CHRIS SIPSKY.....Corporate Sponsorship  
Account Executive

JILLIAN HELLER....Sponsorship Services Manager

BILL DOTZEL.....Controller

NICK HART.....Broadcasting & Media Relations

JARED MYCYK.....Head Equipment Manager

TONY CIAMBRIELLO....Asst. Equipment Manager

JAY SPASS..... Director of Team Services

BRIAN TROIANO.....Director of Ticketing

BRANDON MESHKOFKI.....Fan Services Rep

NICHOLAS TANACREDI.....Fan Services Rep

TRENT HAGEN.....Fan Services Rep

DAVE CASEY.....Group Sales Executive

JOSEPH KASPAR.....Group Sales Executive

JASON VOGEL.....Creative Director

KYLE HAMMER.....Game Night Director



# **HISTORICAL RECORDS**

# OPENERS

## HOME (10-9-0)

Nov. 13, 1999	vs. Kentucky	4-2	W
<b>Oct. 5, 2000</b>	<b>vs. Philadelphia</b>	<b>1-2</b>	<b>L</b>
<b>Oct. 4, 2001</b>	<b>vs. St. John's</b>	<b>6-4</b>	<b>L</b>
<b>Oct. 10, 2002</b>	<b>vs. St. John's</b>	<b>5-3</b>	<b>W</b>
<b>Oct. 8, 2003</b>	<b>vs. Norfolk</b>	<b>3-6</b>	<b>L</b>
<b>Oct. 13, 2004</b>	<b>vs. Manitoba</b>	<b>3-6</b>	<b>L</b>
<b>Oct. 5, 2005</b>	<b>vs. Bridgeport</b>	<b>8-1</b>	<b>W</b>
<b>Oct. 4, 2006</b>	<b>vs. Manitoba</b>	<b>3-2</b>	<b>W*</b>
<b>Oct. 3, 2007</b>	<b>vs. Hershey</b>	<b>5-4</b>	<b>W</b>
<b>Oct. 8, 2008</b>	<b>vs. Hershey</b>	<b>4-8</b>	<b>L</b>
<b>Oct. 3, 2009</b>	<b>vs. Syracuse</b>	<b>4-2</b>	<b>W</b>
<b>Oct. 9, 2010</b>	<b>vs. Hershey</b>	<b>4-3</b>	<b>W**</b>
<b>Oct. 8, 2011</b>	<b>vs. Hershey</b>	<b>2-3</b>	<b>L</b>
Oct. 20, 2012	vs. Bridgeport	2-3	L
Oct. 12, 2013	vs. Hershey	3-1	W
<b>Oct. 11, 2014</b>	<b>vs. Lehigh Valley</b>	<b>2-5</b>	<b>L</b>
Oct. 17, 2015	vs. Lehigh Valley	6-4	W
<b>Oct. 15, 2016</b>	<b>vs. Hartford</b>	<b>6-2</b>	<b>W</b>
<b>Oct. 7, 2017</b>	<b>vs. Charlotte</b>	<b>2-5</b>	<b>L</b>

## ROAD (11-8-0)

<b>Oct. 1, 1999</b>	<b>at Philadelphia</b>	<b>0-2</b>	<b>L</b>
Oct. 6, 2000	at Philadelphia	3-2	W
Oct. 7, 2001	at Philadelphia	1-7	L
Oct. 18, 2002	at Philadelphia	4-5	L
Oct. 17, 2003	at Syracuse	2-3	L
Oct. 16, 2004	at Manchester	3-7	L
Oct. 9, 2005	at Hershey	4-3	W**
Oct. 14, 2006	at Syracuse	6-1	W
Oct. 7, 2007	at Philadelphia	1-4	L
Oct. 19, 2008	at Hershey	5-4	W
Oct. 16, 2009	at Binghamton	6-3	W
Oct. 15, 2010	at Charlotte	4-2	W
Oct. 13, 2011	at Rochester	5-1	W
<b>Oct. 13, 2012</b>	<b>at Binghamton</b>	<b>1-2</b>	<b>L</b>
<b>Oct. 5, 2013</b>	<b>at Bridgeport</b>	<b>5-2</b>	<b>W</b>
Oct. 17, 2014	at St. John's	2-1	W*
<b>Oct. 9, 2015</b>	<b>at Providence</b>	<b>2-1</b>	<b>W*</b>
Oct. 23, 2016	at Hershey	2-1	W*
Oct. 14, 2017	at Lehigh Valley	2-3	L

Season Openers in Bold

RECORD IN SEASON OPENERS (9-10-0)

\* - overtime

\*\* - shootout

# SEASON RECORDS

SEASON	GP	W	L	T	OTL	SOL	PTS	GF	GA	FINISHED
1999-00	80	23	43	9	5	-	60	236	306	5 <sup>th</sup> , Empire Division
2000-01	80	36	33	9	2	-	83	252	248	2 <sup>nd</sup> , Mid-Atlantic Division
2001-02	80	20	44	13	3	-	56	201	274	5 <sup>th</sup> , South Division
2002-03	80	36	32	7	5	-	84	245	248	3 <sup>rd</sup> , South Division
2003-04	80	34	28	10	8	-	86	197	197	3 <sup>rd</sup> , East Division
2004-05	80	39	27	-	7	7	92	227	219	4 <sup>th</sup> , East Division
2005-06	80	51	18	-	5	6	113	249	178	1 <sup>st</sup> , East Division
2006-07	80	51	23	-	2	4	108	276	221	2 <sup>nd</sup> , East Division
2007-08	80	47	26	-	3	4	101	223	187	1 <sup>st</sup> , East Division
2008-09	80	49	25	-	3	3	104	274	212	3 <sup>rd</sup> , East Division
2009-10	80	41	34	-	2	3	87	239	229	3 <sup>rd</sup> , East Division
2010-11	80	58	21	-	0	1	117	261	183	1 <sup>st</sup> , East Division
2011-12	76	44	25	-	2	5	95	235	215	2 <sup>nd</sup> , East Division
2012-13	76	42	30	-	2	2	88	185	178	3 <sup>rd</sup> , East Division
2013-14	76	42	26	-	3	5	92	206	185	2 <sup>nd</sup> , East Division
2014-15	76	45	24	-	3	4	97	212	163	2 <sup>nd</sup> , East Division
2015-16	76	43	27	-	4	2	92	230	203	3 <sup>rd</sup> , Atlantic Division
2016-17	76	51	20	-	3	2	107	247	170	1 <sup>st</sup> , Atlantic Division
2017-18	76	45	22	-	6	3	99	252	223	2 <sup>nd</sup> , Atlantic Division
<b>TOTALS</b>	<b>1492</b>	<b>797</b>	<b>528</b>	<b>48</b>	<b>68</b>	<b>51</b>	<b>1761</b>	<b>4447</b>	<b>4039</b>	<b>.534 Win%</b>

# SEASON RECORDS cont...

SEASON	HOME					OTL	SOL	PTS	GF	GA
	GP	W	L	T						
1999-00	40	16	17	5		2	-	39	131	140
2000-01	40	20	14	5		1	-	46	137	120
2001-02	40	14	18	7		1	-	36	113	135
2002-03	40	21	15	2		2	-	46	131	115
2003-04	40	19	14	5		2	-	45	108	101
2004-05	40	23	12	-		2	3	51	125	100
2005-06	40	28	8	-		2	2	60	133	85
2006-07	40	28	11	-		1	0	57	157	103
2007-08	40	22	13	-		3	2	49	115	96
2008-09	40	27	8	-		2	3	59	144	106
2009-10	40	27	12	-		0	1	55	141	104
2010-11	40	30	10	-		0	0	60	137	98
2011-12	38	18	16	-		2	2	40	111	112
2012-13	38	19	15	-		2	2	42	86	86
2013-14	38	21	14	-		1	2	45	106	85
2014-15	38	23	14	-		0	1	47	105	85
2015-16	38	20	15	-		2	1	43	116	102
2016-17	38	27	9	-		0	2	56	128	81
2017-18	38	26	10	-		1	1	54	144	106
<b>TOTALS</b>	<b>746</b>	<b>429</b>	<b>245</b>	<b>24</b>		<b>26</b>	<b>22</b>	<b>930</b>	<b>2368</b>	<b>1960</b>

SEASON	ROAD					OTL	SOL	PTS	GF	GA
	GP	W	L	T						
1999-00	40	7	26	4		3	-	21	105	166
2000-01	40	16	19	4		1	-	37	115	128
2001-02	40	6	26	6		2	-	20	88	139
2002-03	40	15	17	5		3	-	38	114	133
2003-04	40	15	14	5		6	-	41	89	96
2004-05	40	16	15	-		5	4	41	102	119
2005-06	40	23	10	-		3	4	53	116	93
2006-07	40	23	12	-		1	4	51	119	118
2007-08	40	25	13	-		0	2	52	108	91
2008-09	40	22	17	-		1	0	45	130	106
2009-10	40	14	22	-		2	2	32	98	125
2010-11	40	28	11	-		0	1	57	124	85
2011-12	38	26	9	-		0	3	55	124	103
2012-13	38	23	15	-		0	0	46	99	92
2013-14	38	21	12	-		2	3	47	100	100
2014-15	38	22	10	-		3	3	50	107	78
2015-16	38	23	13	-		1	1	48	114	101
2016-17	38	24	11	-		3	0	51	119	89
2017-18	38	19	12	-		5	2	45	108	117
<b>TOTALS</b>	<b>746</b>	<b>368</b>	<b>284</b>	<b>24</b>		<b>41</b>	<b>29</b>	<b>830</b>	<b>2079</b>	<b>2079</b>



# MONTH-BY-MONTH

	OCT.	NOV.	DEC.	JAN.	FEB.	MAR.	APR.	SEASON
1999-00	0-8-2	2-4-4	6-8-0	3-9-2	4-7-1	5-7-3	3-0-2	23-43-14
2000-01	7-3-0	7-1-4	5-6-1	6-4-1	3-8-3	6-9-1	2-2-1	36-33-11
2001-02	1-9-2	2-6-4	4-6-4	4-7-2	6-6-1	3-8-2	0-2-1	20-44-16
2002-03	3-4-1	5-7-2	7-4-2	7-6-1	5-4-4	6-7-1	3-0-1	36-32-12
2003-04	4-3-1	4-6-3	6-3-3	5-6-2	5-5-3	9-4-3	1-1-3	43-28-18
2004-05	4-4-1-1	5-1-3-1	8-3-0-1	5-5-1-3	7-4-0-0	6-5-1-1	4-5-1-0	39-27-7-7
2005-06	9-0-0-0	9-0-2-0	9-3-0-1	7-3-1-1	5-8-0-1	6-3-2-2	6-1-0-1	51-18-5-6
2006-07	8-1-0-0	7-3-1-1	9-2-1-1	5-5-0-1	7-4-0-1	10-5-0-0	5-3-0-0	51-23-2-4
2007-08	3-5-0-0	8-5-0-0	9-2-0-1	6-4-0-1	6-7-0-1	12-3-0-0	3-0-3-1	47-26-3-4
2008-09	4-3-0-1	7-6-1-0	10-2-0-0	8-5-0-1	8-3-0-0	9-5-1-0	3-1-1-1	49-25-3-3
2009-10	5-2-1-1	5-7-0-0	8-5-0-0	4-9-0-0	8-4-0-1	9-4-1-1	2-3-0-0	41-34-2-3
2010-11	8-0-0-0	9-4-0-0	8-4-0-0	11-4-0-0	8-4-0-0	9-4-0-1	5-1-0-0	58-21-0-1
2011-12	5-2-1-1	6-4-0-3	7-4-0-0	8-3-1-0	6-5-0-1	9-4-0-0	3-3-0-0	44-25-2-5
2012-13	2-5-0-0	10-2-0-0	2-7-2-1	7-4-0-0	8-5-0-0	7-5-0-1	6-2-0-0	42-30-2-2
2013-14	6-1-0-1	7-4-1-1	5-4-0-1	8-6-0-0	3-5-2-1	9-2-0-1	4-4-0-0	42-26-3-5
2014-15	5-4-1-0	7-4-0-1	7-4-0-1	5-6-0-1	7-0-1-1	7-4-1-0	7-2-0-0	45-24-3-4
2015-16	7-1-0-0	9-1-0-0	5-6-0-1	8-5-1-0	4-5-3-0	8-4-0-0	2-5-0-1	43-27-4-2
2016-17	5-1-1-0	8-3-1-0	8-3-1-0	12-2-0-0	5-6-0-0	8-4-0-0	5-1-0-2	51-20-3-2
2017-18	6-2-0-0	6-2-0-1	5-6-2-0	8-2-1-0	6-4-1-0	8-5-2-1	5-1-0-0	45-22-6-3
<b>TOTALS</b>	<b>92-58-11-5</b>	<b>123-70-26-8</b>	<b>128-82-16-8</b>	<b>117-95-13-8</b>	<b>111-94-19-7</b>	<b>146-92-18-8</b>	<b>69-37-13-6</b>	<b>797-528-116-51</b>
Pts%	.602	.617	.598	.547	.537	.602	.628	.590

\*= 1999-2004: W-L-(T & OTL); 2004-current: W-L-OTL-SOL; TOTALS: W-L-(T & OTL)-SOL



# PENGUINS ALL-TIME ROSTER

PLAYER	YEARS	GP	G	A	PTS	+/-	PIM
<b>A</b>							
Ramzi Abid	2004-05	78	26	29	55	+1	119
Niclas Almari	2017-18	2	0	0	0	E	2
Niclas Andersén	2015-16	69	4	10	14	+6	26
Anthony Angello	2017-18	2	0	0	0	E	0
Josh Archibald	2013-18	188	32	32	64	+21	170
Mark Ardelan	2007-08	60	7	20	27	-2	33
Colby Armstrong	2002-06	251	46	83	129	+16	280
Zach Aston-Reese	2016-18	51	12	25	37	+23	56
Jean-Sébastien Aubin	1999-00/02-04	40	0	0	0	--	4
Jon Awe	2006-07	2	0	0	0	E	0
<b>B</b>							
Ryan Bach	1999-00	2	0	0	0	--	20
Chris Barton	2011-13	9	0	0	0	-6	6
Andy Bathgate	2010-11	2	0	0	0	-2	0
Ryan Bayda	2009-10	21	8	3	11	-2	14
Ben Blais	2003-04	4	0	2	2	+2	2
Louis Bedard	1999-00	5	0	0	0	-1	12
Kris Beech	2002-05	171	53	97	150	+28	319
Lukas Bengtsson	2016-18	53	1	20	21	+21	14
Beau Bennett	2012-15	44	7	27	34	-2	18
Adam Berkhoel	2008-10	35	0	0	0	--	2
Tyler Biggs	2015-16	11	1	1	2	+1	11
Dane Birks	2017-18	1	0	0	0	+1	0
Paul Bissonnette	2005-09	161	13	17	30	+10	387
Teddy Blueger	2015-18	134	28	46	76	+38	65
Alex Boak	2014-15	31	1	5	6	+5	80
Chris Bogas	2000-01	5	0	1	1	+2	0
Patrick Boileau	2003-04	51	6	29	35	+6	43
Dennis Bonvie	1999-01/05-08	285	16	68	84	-1	1284
Aaron Boogaard	2007-10	64	3	1	4	-7	182
Robert Bortuzzo	2009-13	236	10	44	54	+54	315
Nick Boucher	2003-04	6	0	0	0	--	0
Jesse Boulerice	2009-11	121	8	10	18	-10	271
Chris Blight	2007-08	1	0	0	0	+1	0
Tim Brent	2007-08	74	18	47	61	+11	79
Martin Brochu	2003-04	15	0	1	1	--	2
Kyle Brodziak	2006-07	62	24	32	56	+12	44
Wade Brookbank	2006-07/09-10	107	4	4	8	-2	284
Cam Brown	2017-18	1	0	0	0	E	0
David Brown	2007-09	23	0	1	1	--	2
Brendan Buckley	2000-04	268	7	37	44	-28	328
Jarrett Burton	2015-18	114	18	14	32	+3	74
Sven Butenschön	1999-01	130	26	49	75	-14	186

PLAYER	YEARS	GP	G	A	PTS	+/-	PIM
<b>C</b>							
Lane Caffaro	2008-10	25	1	5	6	+1	44
Eric Cairns	2006-07	2	0	0	0	-4	10
Luca Caputi	2007-10	120	41	51	92	-2	106
Daniel Carcillo	2005-07	103	32	22	54	+9	494
Sébastien Caron	2003-04/05-06	123	0	3	3	--	27
Doug Carr	2016-17	2	0	0	0	--	0
Reid Cashman	2008-09	18	2	4	6	+1	12
Andy Chiodo	2003-06	72	0	0	0	--	31
Taylor Chorney	2014-15	62	4	15	19	+26	42
Erik Christensen	2004-07	141	50	47	97	+16	91
Cody Chupp	2011-12	15	1	4	5	+4	14
Paul Cianfrini	2014-15	3	0	0	0	-3	0
Adam Clendening	2015-16	6	0	3	3	+4	0
Chris Collins	2010-11/12-13	97	14	24	38	+13	55
Sean Collins	2005-06	8	0	1	1	-3	2
Jesse Cook	2003-04	11	1	3	4	+4	2
Ty Conklin	2007-08	18	0	0	0	--	2
Chris Conner	2009-11/13-14	87	28	48	76	-7	31
Frankie Corrado	2016-18	49	2	16	18	+14	24
Kenny Corupe	2004-06	83	11	15	26	+1	48
Jean-Phillippe Côté	2008-09	50	2	10	12	+16	74
Ryan Craig	2010-12	139	30	48	78	-2	154
Joseph Cramarossa	2017-18	28	6	6	12	-5	28
Paul Crowder	2012-13	2	0	0	0	-1	0
Greg Cozier	1999-01	148	46	58	104	-16	114
Trent Cull	2000-01	71	11	15	26	-1	166
John Curry	2007-11	176	0	3	3	--	29
Kevin Czuczman	2017-18	71	4	31	35	+15	48

<b>D</b>							
Nick D'Agostino	2013-15	98	1	19	20	+4	25
Joe D'Aversa	2007-10	116	5	25	30	+4	65
Alexandre Daigle	2002-03	40	9	29	38	-10	18
Jean-Michel Daoust	2007-09	95	15	31	46	+15	28
Jean Sébastien Dea	2013-18	262	66	75	141	+47	170
Brandon DeFazio	2010-12	68	11	5	16	+2	104
Jason DeSantis	2010-11	19	1	4	5	+5	8
Casey DeSmith	2015-18	62	0	1	1	--	0
Simon Després	2011-14	107	15	29	44	+9	135
Devin DiDiomete	2011-12	2	0	0	0	+1	2
Ray DiLauro	2004-05	1	0	0	0	E	0
Niko Dimitrakos	2011-12	21	4	6	10	+3	20
Thomas Di Pauli	2016-18	78	14	8	22	-1	58
Stephen Dixon	2005-07	160	29	41	70	-10	88
Róbert Döme	1999-00/01-02	90	21	34	55	-13	136
Jeff Drouin-Deslauriers	2006-07	80	0	1	1	--	41
Nick Drazenovic	2013-15	88	21	40	61	+9	46

PLAYER	YEARS	GP	G	A	PTS	+/-	PIM
Jan Drozg	2017-18	1	0	1	1	+1	0
Kurtis Drummond	1999-00	66	3	3	6	-15	28
Devan Dubnyk	2006-07	4	0	0	0	--	0
Jean-François Dufour	2003-04	13	0	3	3	-1	0
Brian Dumoulin	2012-15	188	15	63	78	+16	57
Micki DuPont	2002-03/06-07	92	19	37	56	-9	117
Philippe Dupuis	2012-13	34	2	9	11	-7	14

## E

Mark Eaton	2012-13	6	0	1	1	-5	4
Ben Eaves	2004-06	48	5	8	13	+2	12
Andrew Ebbett	2013-15	88	30	54	84	+29	40
Viktor Ekblom	2010-11	3	0	0	0	E	0
Shane Endicott	2001-06	292	73	93	166	-19	275
Deryk Engelland	2007-10	231	10	32	42	+19	405
Tim Erixon	2015-17	99	7	30	37	+25	68
Sean Escobedo	2014-15	2	1	2	3	+2	4
Bryan Ewing	2008-09	3	0	0	03	+4	4

## F

Jan Fadrný	2001-02	60	8	14	22	-9	54
Bobby Farnham	2012-15	191	17	22	39	+4	666
Drew Fata	2003-06/10-11	84	3	15	18	+10	214
Rico Fata	2005-06	25	8	10	18	+7	39
Daniel Fernholm	2005-06	27	1	6	7	E	10
Andrew Ference	1999-01/02-03	88	14	38	52	-2	155
Benn Ferriero	2012-13	34	4	14	18	-1	14
Jonathan Filewich	2005-09	243	64	63	127	+12	128
Marc-André Fleury	2004-06/07-08	71	0	1	1	--	4
Brian Foster	2015-16	9	0	0	0	--	0
T.J. Fox	2009-10	4	0	0	0	-2	0

## G

Brian Gaffaney	2000-01	2	0	1	1	+1	0
Mitch Ganzak	2009-10	1	0	0	0	+1	0
Reid Gardiner	2016-18	33	4	5	9	-6	6
Cameron Gaunce	2016-17	49	2	11	13	+15	38
Brian Gibbons	2011-14	168	30	60	90	+2	103
Tom Gilbert	2006-07	48	4	26	30	+6	32
Sahir Gill	2014-17	77	12	23	35	+11	14
Ryan Glenn	2006-07	18	0	3	3	-1	6
Tommy Goebel	2008-09	25	4	8	12	+11	12
Karl Goehring	2007-08	2	0	0	0	--	2
Barry Goers	2013-17	127	7	23	30	+18	47
Alex Goligoski	2007-09	96	12	44	56	+14	69
David Gove	2007-09	56	18	7	25	+17	18
Alex Grant	2010-13	125	17	45	62	+8	174
Nate Guenin	2009-10	41	3	2	5	-3	63
Jake Guentzel	2015-17	44	23	25	48	+20	12
Dylan Gyori	1999-01	106	7	17	24	-9	109

PLAYER	YEARS	GP	G	A	PTS	+/-	PIM
<b>H</b>							
Joey Haddid	2009-11	47	2	8	10	-4	39
Ryan Haggerty	2016-18	105	27	33	60	+28	68
Justin Harney	2000-01	14	0	1	1	-6	12
Scott Harrington	2013-15	124	7	29	36	+28	75
Casey Harris	1999-00	74	6	6	12	-11	149
Eric Hartzell	2013-15	27	0	2	2	--	2
Ned Harven	2007-08	33	3	6	9	-4	12
Dan Henningson	2011-12	5	0	1	1	+2	2
Adam Henrich	2008-09	37	3	8	11	-7	34
Christian Hilbrich	2016-17	6	0	0	0	E	0
Craig Hillier	1999-00	11	0	0	0	--	0
Riley Holzapfel	2012-13	76	21	30	51	-1	93
Andrew Hotham	2011-12	2	0	0	0	+1	0
Matt Hussey	2002-06	269	51	56	107	+9	87
Andrew Hutchinson	2010-11	54	7	29	36	E	29

## I

## J

Jean-François Jacques	2006-07	29	10	17	27	+2	53
Jason Jaffrey	2003-04	5	0	1	1	-1	0
John Jakopin	2001-02	30	3	5	8	+3	90
Connor James	2006-09	210	40	78	118	+31	83
Tristan Jarry	2015-18	94	0	3	3	--	2
Dustin Jeffrey	2007-12/15-16	201	59	113	172	+38	57
Joe Jensen	2006-08	53	8	7	15	-8	39
Adam Johnson	2017-18	70	11	20	31	+5	16
Nick Johnson	2007-11	173	50	64	114	+46	129
Josh Jooris	2017-18	6	1	0	1	-1	4
Troy Josephs	2016-18	17	1	1	2	+2	10

## K

Dave Karpa	2003-04	29	3	8	11	+2	43
Kasper Kapanen	2014-15	4	1	1	2	-1	0
Chris Kelleher	1999-01/04-06	250	12	69	81	+10	151
T.J. Kemp	2008-09	22	1	8	9	+5	22
Tyler Kennedy	2006-08	50	17	29	46	+17	30
Patrick Kileen	2010-12	7	0	0	0	--	0
David Kočí	2002-06	194	3	18	21	+3	770
Krystofer Kolanos	2005-06	18	10	8	18	+3	19
Chad Kolarik	2012-13	35	15	18	33	-6	17
Alexei Kolkunov	1999-00	75	12	25	37	-23	33
Kostantin Koltsov	2002-04	86	16	30	46	+4	58
Zenon Konopka	2002-03	4	0	1	1	E	9
Tom Kostopoulos	1999-04/12-18	658	186	283	469	+15	881
Milan Kraft	2000-03	88	38	51	89	-9	65
Adam Krause	2015-17	29	4	7	11	+11	14
Danny Kristo	2016-17	32	6	5	11	+4	10
Tom Kühnhackl	2012-16	154	29	30	59	+19	65

PLAYER	YEARS	GP	G	A	PTS	+/-	PIM
<b>L</b>							
Sam Lafferty	2017-18	9	1	2	3	E	4
Joel Laing	2000-01	16	0	1	1	--	0
Ryan Lannon	2005-08	217	5	37	42	+26	165
Mario Larocque	2003-04	3	0	0	0	E	4
Michel Larocque	1999-00	13	0	0	0	--	0
Steve Leach	1999-00	4	2	3	5	+1	4
Chris Lee	2009-10	79	9	30	39	+4	30
Guillaume Lefebvre	2002-06	165	24	34	58	+5	267
Jim Leger	2000-01	18	0	0	0	-4	4
Michael Leighton	2017-18	6	0	0	0	--	0
Bryan Lerg	2010-12	135	42	43	85	+22	53
François Leroux	2002-03	57	1	3	4	-15	124
Kristopher Letang	2007-08	10	1	6	7	E	4
Mark Letestu	2007-10	191	51	83	134	+30	55
Pierre-Luc Létourneau-Leblond	2013-15	121	4	8	12	-6	500
Pauli Levokari	2003-04	27	3	4	7	E	54
Richard Lintner	2002-03	6	1	4	5	-2	2
Ty Loney	2015-16	31	0	6	6	-6	7
Ben Lovejoy	2007-10	213	18	62	80	+57	236
Ross Lupaschuk	2002-05	271	42	74	116	+7	433

<b>M</b>							
Spencer Machacek	2013-14	22	10	4	14	+7	15
Jason MacDonald	2001-03	187	2	36	65	-24	757
Steve MacIntyre	2011-13	53	1	0	1	-4	129
Sean Maguire	2015-18	7	0	0	0	--	0
Ryan Malone	2002-03	3	0	1	1	-1	2
Denver Manderson	2013-14	36	2	9	11	+1	4
Peter Mannino	2013-14	18	0	0	0	--	2
Matia Marcantuoni	2013-15	60	4	10	14	+4	22
Étienne Marcoux	2017-18	2	0	0	0	--	0
David Marshall	2010-11	22	2	3	5	-1	6
Alexandre Mathieu	1999-02	169	16	29	45	-11	66
Marquis Mathieu	2003-04	77	10	14	24	-3	105
John McCarron	2015-16	12	0	0	0	-3	13
Colin McDonald	2011-12	68	14	35	49	+12	41
Ed McGrane	2004-05	1	0	0	0	E	0
Patrick McGrath	2014-18	70	3	4	7	-7	262
Greg McKegg	2017-18	28	5	7	12	+10	10
Kurtis McLean	2005-08	163	42	59	101	+23	90
Grant McNeill	2006-07	2	0	0	0	-1	2
Reid McNeill	2012-17	190	4	21	25	+29	319
Jayson Megna	2012-15	144	40	26	66	+19	72
Josef Melichar	1999-01	126	5	14	19	-14	195
Éric Meloche	2000-04	249	61	77	138	-7	307
Peter Merth	2011-14	13	0	2	2	+4	29
Árpád Mihály	2005-07	40	2	6	8	-2	34

PLAYER	YEARS	GP	G	A	PTS	+/-	PIM
Alexei Mikhnov	2006-07	27	6	12	18	E	22
Brendan Mikkelson	2013-14	73	8	30	38	+10	62
Chris Minard	2007-09	110	59	40	99	+16	71
Chris Minella	2012-13	8	0	0	0	-1	19
Mark Moore	2000-01	11	0	0	0	+1	2
Pascal Morency	2004-05	2	0	0	0	-2	4
Joey Mormina	2008-09/10-13	233	13	40	53	+46	245
Valentin Morozov	1999-00	59	14	25	39	-21	4
Jordan Morrison	2008-09	7	0	1	1	E	8
Joe Morrow	2012-13	57	4	11	15	-7	35
Tyler Moss	1999-00	4	0	0	0	--	0
Kael Mouillierat	2015-16	68	18	27	45	-12	89
Scott Munroe	2011-12	38	0	0	0	--	2
Matt Murley	2002-05	216	48	97	145	+14	169
Tyler Murovich	2010-11	2	0	0	0	E	0
Mark Murphy	1999-00	38	11	22	33	-1	35
Matt Murray	2013-16	72	0	2	2	--	2

## N

Alain Nasreddine	2003-08	249	13	43	56	+44	302
Ondřej Němec	2003-04	7	1	2	3	+1	2
Derek Nesbitt	2013	1	0	0	0	-1	0
Robert Nilsson	2006-07	19	6	14	20	-2	14

## O

Tom O'Connor	1999-00	17	0	1	1	-4	4
Steve Oleksy	2015-17	79	3	21	24	+4	139
Will O'Neill	2015-16	74	8	42	50	+2	78
Cal O'Reilly	2011-12	21	0	10	10	-2	8
Andrew Orpik	2010-11	4	0	2	2	+3	0
Brooks Orpik	2001-04	152	6	32	38	+8	206
Michel Ouellet	2002-06	182	7	73	144	+28	102

## P

Cam Paddock	2004-06	21	0	0	0	-2	17
Franky Palazzese	2015-16	1	0	0	0	--	0
Greg Pankewicz	2003-04	2	0	0	0	-1	0
Rich Parent	2000-01	35	0	1	1	--	26
Ryan Parent	2015-16	12	0	0	0	-4	16
Steve Parsons	2000-02	56	1	1	2	-2	378
Curtiss Patrick	2006-07	10	0	2	2	+2	2
Adam Payerl	2012-15	130	10	21	37	+1	170
Andrey Pedan	2017-18	52	9	17	26	+19	87
Shaun Peet	2000-01	8	1	0	1	+3	7
Andrew Penner	2006-07	28	0	0	0	--	8
Stuart Percy	2016-17	37	1	7	8	+6	18
Janne Pesonen	2008-09	70	32	50	82	+13	33
Anthony Peters	2017-18	24	0	0	0	--	4
Warren Peters	2012-13	73	11	8	19	+4	76
Toby Petersen	2000-01/02-04	215	72	105	177	+5	50

PLAYER	YEARS	GP	G	A	PTS	+/-	PIM
Nick Petersen	2010-12	75	16	25	41	+22	29
Ronald Petrovický	2006-07	4	0	0	0	-3	4
Alexandre Picard	2011-12	43	8	13	21	+10	20
Lasse Pirjetä	2005-06	8	1	4	5	E	6
Matthias Plachta	2015-16	20	2	5	7	E	22
Mike Pomichter	1999-00	16	1	2	3	-6	11
Kevin Porter	2015-17	85	16	39	55	+13	54
Corey Potter	2010-11	75	7	30	37	+25	52
Derrick Pouliot	2014-17	114	20	50	70	+32	72
Marc-Antoine Pouliot	2006-07	33	14	17	31	-2	20
Boris Protsenko	1999-00	64	15	21	36	-11	41
Ethan Prow	2015-18	104	5	29	34	+4	46
Konstantin Pushkarev	2009-10	58	9	10	19	+6	2

## Q

Gage Quinney	2017-18	57	14	19	33	+5	18
--------------	---------	----	----	----	----	----	----

## R

Kyle Rank	2007-08	25	0	1	1	-5	2
Peter Ratchuk	2001-02/06-07	97	18	28	46	-24	77
Dylan Reese	2012-13	66	8	17	25	+3	34
T.J. Reynolds	2003-04	4	0	0	0	E	7
Danny Richmond	2008-09	55	3	14	17	-5	108
Bert Robertsson	2001-02	13	0	0	0	-3	15
Darcy Robinson	2001-05	158	3	18	21	-16	237
Reagan Rome	2006-07	20	1	5	6	+6	18
Kyle Rossiter	2004-05	9	0	1	1	-4	5
Alexander Rouleau	2003-05	14	0	2	2	+2	16
Carter Rowney	2013-17	187	46	66	112	+41	99
Michal Rozsival	2000-01/03-04	30	8	8	16	+3	34
Chad Ruhwedel	2016-17	28	4	12	16	E	12
J.C. Ruid	003-04	18	2	2	4	-1	6
Harrison Ruopp	2013-16	40	0	1	1	-10	54
Bobby Russell	2002-03	26	4	3	7	+3	14
Bryan Rust	2013-16	63	16	17	33	+1	16
Matt Rust	2011-12	43	4	7	11	+1	14

## S

Dany Sabourin	2004-06	69	0	3	3	--	10
Philip Samuelsson	2011-15	197	6	39	45	+28	182
Miroslav Šatan	2008-09	19	3	6	9	+1	4
Mark Scally	2000-01	1	0	0	0	--	0
Nolan Schaefer	2006-07	15	0	0	0	--	0
Andy Schneider	2005-06	50	3	13	16	+15	54
Ryan Schnell	2010-12	23	2	1	3	E	83
Rob Schremp	2006-07	69	17	36	53	E	36
Kevin Schulze	2016-18	13	0	1	1	+2	4
Rob Scuderi	2001-06	305	8	80	88	+26	206
Ryan Segalla	2016-17	1	0	0	0	E	4
Tim Sestito	2006-07	4	0	0	0	-3	6
Tom Sestito	2015-18	111	17	28	45	+9	320



PLAYER	YEARS	GP	G	A	PTS	+/-	PIM
Clark Seymour	2014-16	29	3	4	7	-2	30
Mike Sgroi	2004-05	39	1	1	2	E	122
Steven Shamanski	2014-15	4	0	1	1	+1	2
Conor Sheary	2013-16	90	27	54	81	+8	12
Zach Sill	2009-14	277	33	40	73	+22	315
Dominik Simon	2015-18	159	44	67	111	+14	68
Reid Simpson	2003-04	51	6	11	17	-1	168
Michal Sivek	2001-04	87	18	32	50	-23	69
Wade Skolney	2006-07	62	1	6	7	+6	216
Pavel Skrbek	1999-00	51	7	16	23	-29	50
John Slaney	1999-01	89	42	68	110	+4	29
Chris Slater	2000-01	7	0	1	1	-3	20
Colin Smith	2017-18	35	5	13	18	+1	12
Nathan Smith	2007-08	68	22	28	50	-6	129
Trevor Smith	2012-13	75	23	31	54	+5	64
Wyatt Smith	2009-10	76	13	35	48	-7	70
Carl Sneep	2010-12	102	4	23	27	+22	65
Garth Snow	2000-01	3	0	0	0	--	2
Martin Sonnenberg	1999-01	213	54	81	135	-3	325
Nick Sorkin	2016-17	3	0	0	0	+1	0
Jean-Philippe Soucy	2000-01	13	0	2	2	-2	33
Kevin Spinozzi	2017-18	16	0	2	2	+3	8
Daniel Sprong	2015-16/17-18	65	32	33	65	+4	28
Tyler Spurgeon	2006-07/09-10	54	6	12	18	-3	19
Colin Stevens	2017-18	1	0	0	0	--	0
Dustin Stevenson	2013-14	7	0	0	0	-1	7
Brett Sterling	2010-11	65	27	26	53	+13	88
Brett Stern	2016-17	17	0	2	2	+8	6
Ryan Stone	2005-09	219	41	95	136	+21	377
Brian Strait	2009-13	220	8	32	40	+45	192
Ben Street	2010-12	107	39	41	80	+23	32
Chris Summers	2017-18	64	1	10	11	+5	51
Oskar Sundqvist	2015-17	108	25	38	63	+9	82
Tomáš Surový	2001-06	239	89	89	178	+8	138
Scott Swanson	2003-04	1	0	0	0	E	0
Cody Sylvester	2013-14	17	2	0	2	-4	18
Danny Syvret	2014-15	17	2	3	5	-5	8

## T

Jeff Taffe	2007-09	101	36	60	96	+13	87
Maxime Talbot	2004-07	122	23	32	55	+21	144
Robbie Tallas	2001-03	71	0	4	4	--	4
Eric Tangradi	2009-13	178	60	61	121	+1	214
Petr Tatíček	2005-06	17	4	4	8	E	7
Jeff Taylor	2016-18	20	0	1	1	-1	8
Jean-Paul Tessier	1999-00	77	3	6	9	-3	106
Brad Thiessen	2009-13	146	0	1	1	--	4
Bill Thomas	2008-09	39	8	10	18	+1	24

PLAYER	YEARS	GP	G	A	PTS	+/-	PIM
Christian Thomas	2017-18	51	18	16	34	+6	14
Paul Thompson	2010-14	170	35	29	64	-4	173
Chris Thorburn	2006-07	3	0	1	1	E	2
Patrick Thoresen	2006-07	5	1	5	6	+5	4
Billy Tibbetts	2000-02	62	27	41	68	-7	378
Freddie Tiffels	2017-18	12	2	1	3	+1	2
Jarred Tinordi	2017-18	62	5	16	21	+19	86
Ryan Tobler	2003-04	12	0	1	1	-4	34
Zach Torquato	2013-15	30	3	6	9	+2	37
Zach Trotman	2017-18	49	7	10	17	+24	25

## U

Dominik Uher	2012-16	236	29	41	70	+19	216
--------------	---------	-----	----	----	----	-----	-----

## V

Boris Valábik	2011-12	3	0	0	0	-4	7
Mike Valley	2002-03	10	0	0	0	--	2
Ryan VandenBussche	2004-05	23	4	7	11	+1	67
Peter Vandermeer	1999-00	4	0	0	0	-3	7
Keven Veilleux	2010-13	79	14	25	39	+15	141
Tim Verbeek	2005-06	2	0	1	1	+1	4
Darcy Verot	1999-02	172	21	30	51	-25	830
Terry Virtue	2005-06	4	0	1	1	-5	4
Joe Vitale	2009-11	139	17	49	66	+19	136
Tomáš Vokoun	2013-14	2	0	0	0	--	0

## W

Steve Wagner	2009-11	89	6	29	35	+16	53
Tim Wallace	2006-11	304	75	62	123	+40	294
Geoff Walker	2010-12	138	29	45	74	+21	216
Brendan Walsh	2001-02	29	2	2	4	-2	184
David Warsofsky	2015-17	75	18	35	53	+32	38
Steve Webb	2003-04	30	4	7	11	+1	48
Noah Welch	2005-07	104	14	36	50	+23	123
David Weninger	1999-00	21	0	1	1	--	0
Ryan Whitney	2004-06/08-09	90	11	45	56	-6	109
Cody Wild	2011-13	65	1	7	8	+5	44
Jason Williams	2011-12	59	13	29	42	+2	32
Garrett Wilson	2016-18	128	28	45	73	+27	222
Mike Wilson	2001-03	91	7	14	21	-4	148
Scott Wilson	2013-16	90	41	36	77	+18	49
Andy Wozniewski	2008-09	18	2	2	4	-1	26
Tyler Wright	1999-00	25	5	15	20	-1	86
Cody Wydo	2016-18	12	2	1	3	+2	4


## X

## Y

Mike Yeo	1999-00	19	1	3	4	-16	4
Brian Young	2006-07	10	0	1	1	+3	2

PLAYER	YEARS	GP	G	A	PTS	+/-	PIM
<b>Z</b>							
Casey Pierro-Zabotel	2009-10	9	0	1	1	+2	0
Jeff Zatkoff	2012-13/14-15	86	0	1	1	--	0
Alexander Zevakhin	2000-03	164	25	29	54	-24	47
Dylan Zink	2016-18	8	0	1	1	-1	2
Anton Zlobin	2013-16	64	11	13	24	+11	18
Harry Zolnierczyk	2013-14	57	18	18	36	+9	75

## PENGUINS PLAYERS BY NATIONALITY



# GOALTENDERS

## ALL-TIME STATISTICS

Player	YEARS	GP	Min.	GAA	W-L-T/OTL	GA	SV	SO	SV%
Jean-Sébastien Aubin	1999-00/02-04	40	2127:39	2.79	14-19-3	99	977	3	0.908
Ryan Bach	1999-00	28	1589:39	3.77	8-18-2	100	815	0	0.891
Adam Berkhoel	2008-10	35	2038:00	2.75	19-14-2	89	865	1	0.907
Nick Boucher	2003-04	6	204:51	2.05	1-0-1	7	84	0	0.923
Martin Brochu	2003-04	15	730:30	2.55	4-9-1	31	299	1	0.906
David Brown	2007-09	23	1247:45	3.14	11-9-1	54	498	0	0.902
Doug Carr	2016-17	2	80:00	3.00	1-0-0	4	35	0	0.897
Sébastien Caron	2003-04/05-06	123	7146:40	2.99	48-56-16	356	3313	10	0.901
Andy Chiodo	2003-06	72	4076:56	2.53	31-30-5	172	1663	7	0.906
Ty Conklin	2007-08	18	1057:49	2.21	11-7-0	39	445	2	0.919
John Curry	2007-11	177	10234:11	2.49	103-59-6	424	4142	10	0.907
Casey DeSmith	2015-18	62	3601:00	2.32	39-15-6	139	1570	3	0.911
Jeff Drouin-Deslauriers	2006-07/13-14	80	4370:41	2.53	42-27-6	184	1692	5	0.902
Devan Dubnyk	2006-07	4	203:59	2.94	2-1-0	10	59	0	0.855
Marc-André Fleury	2004-06/07-08	71	3943:09	2.32	39-23-4	153	1592	5	0.912
Brian Foster	2015-16	9	461:42	3.51	3-3-1	27	162	1	0.857
Karl Goehring	2007-08	2	85:07	2.11	0-1-0	3	30	0	0.909
Eric Hartzell	2013-15	27	1357:00	2.52	12-8-1	57	512	3	0.900
Craig Hillier	1999-00	11	520:27	4.15	1-6-2	36	241	0	0.870
Tristan Jarry	2015-18	94	5611:37	2.49	54-33-4	233	2481	8	0.906
Patrick Killeen	2010-12	7	284:45	3.16	2-2-0	15	94	0	0.862
Joel Laing	2000-01	16	864:20	3.26	5-8-1	47	433	0	0.904
Michael Leighton	2017-18	6	382:39	3.05	5-0-0	17	178	0	0.913
Peter Mannino	2013-14	18	1035:31	1.56	11-4-1	27	372	4	0.932
Sean Maguire	2015-18	6	264:59	2.49	2-1-1	11	111	0	0.901
Étienne Marcoux	2017-18	2	114:28	2.10	1-1-0	4	36	0	0.900
Tyler Moss	1999-00	4	187:37	3.52	1-1-1	11	94	0	0.900
Scott Munroe	2011-12	38	2023:49	2.52	19-10-3	85	826	5	0.910
Matt Murray	2013-16	72	4208:16	1.89	45-20-1	127	1859	16	0.930
Franky Palazzese	2015-16	1	22:21	0.00	1-0-0	0	4	0	1.000
Rich Parent	2000-01	35	2042:57	2.35	17-12-5	80	951	2	0.922
Andrew Penner	2006-07	28	1610:12	2.91	18-7-1	78	639	3	0.891
Anthony Peters	2017-18	24	1330:05	2.71	12-7-3	60	586	1	0.907
Dany Sabourin	2004-06	69	3972:47	2.25	38-22-6	149	1760	5	0.922
Mark Scally	2000-01	1	6:07	29.43	0-0-0	3	2	0	0.400
Nolan Schaefer	2006-07	15	804:04	2.24	9-5-0	30	320	1	0.914
Garth Snow	2000-01	3	17:54	2.36	2-1-0	7	80	0	0.920
Colin Stevens	2017-18	1	62:51	3.82	1-0-0	4	29	0	0.879
Robbie Tallas	2001-03	71	5362:50	2.51	20-36-8	225	2021	0	0.900
Brad Thiessen	2009-13	149	8443:34	2.37	88-49-6	344	3337	17	0.907
Mike Valley	2002-03	10	578:53	3.01	2-6-2	29	275	1	0.905
Tomáš Vokoun	2013-14	2	124:34	2.41	1-1-0	5	41	0	0.891
David Weninger	1999-00	25	1277:29	3.57	6-9-3	76	553	0	0.879
Jeff Zatkoff	2012-13/14-15	86	4954:19	2.16	44-34-4	178	1926	8	0.915



# HEAD COACHES

NAME	TENURE	GP	W	L	T	OTL	SOL	PTS	PCT.
Glenn Patrick	6/1/99 to 7/15/03	320	115	152	38	15	-	283	.442
Michel Therrien	7/15/03 to 12/15/05	185	94	56	10	17	8	223	.603
Rick Kehoe <sup>1</sup>	12/15/05 to 12/19/05	3	2	1	-	0	0	4	.667
Joe Mullen	12/15/05 to 6/14/06	55	30	17	-	3	5	68	.618
Todd Richards	8/3/06 to 7/12/08	160	98	49	-	5	8	209	.653
Dan Bylsma	8/4/08 to 2/15/09	54	35	16	-	1	2	73	.676
Todd Reirden	2/18/09 to 7/31/10	106	55	43	-	4	4	118	.557
John Hynes	7/31/10 to 6/02/15	384	231	126	-	10	17	489	.637
Mike Sullivan	6/18/15 to 12/12/15	23	18	5	-	0	0	36	.783
Jay Leach <sup>1</sup>	12/12/15 to 12/22/15	4	3	0	-	0	1	7	.875
Clark Donatelli	12/22/15 to Present	201	118	65	-	12	6	254	.632

(Starting in 2005-06, ties were eliminated. Wins include overtime victories and shootout wins.)

<sup>1</sup> = held head coaching position on an interim basis

# COACHES YEARLY

YEAR	COACH	GP	W	L	T	OTL	SOL	PTS	GF	GA	PCT.
1999-00	<b>Glenn Patrick</b>	<b>80</b>	<b>23</b>	<b>43</b>	<b>9</b>	<b>5</b>	<b>-</b>	<b>60</b>	<b>236</b>	<b>306</b>	<b>.375</b>
	Home	40	16	17	5	2	-	39	131	140	.488
	Road	40	7	26	4	3	-	21	105	166	.263

Fifth in Empire Division – 18th of 19 teams – Did not make playoffs

2000-01	<b>Glenn Patrick</b>	<b>80</b>	<b>36</b>	<b>33</b>	<b>9</b>	<b>2</b>	<b>-</b>	<b>83</b>	<b>252</b>	<b>248</b>	<b>.519</b>
	Home	40	20	14	5	1	-	46	137	120	.575
	Road	40	16	19	4	1	-	37	115	128	.463

Second in Mid-Atlantic Division – 10<sup>th</sup> of 20 teams

Defeated Syracuse, 3-2, in Division Semifinals; Defeated Philadelphia, 4-2, in Division Finals; Defeated Hershey, 4-0, in Conference Finals; Lost to Saint John, 4-2, in Calder Cup Final

2001-02	<b>Glenn Patrick</b>	<b>80</b>	<b>20</b>	<b>44</b>	<b>13</b>	<b>3</b>	<b>-</b>	<b>56</b>	<b>201</b>	<b>274</b>	<b>.350</b>
	Home	40	14	18	7	1	-	36	113	135	.450
	Road	40	6	26	6	2	-	20	88	139	.250

Fourth in South Division – 26th of 27 teams – Did not make playoffs

continued on next page...

YEAR	COACH	GP	W	L	T	OTL	SOL	PTS	GF	GA	PCT.
<b>2002-03</b>	<b>Glenn Patrick</b>	<b>80</b>	<b>36</b>	<b>32</b>	<b>7</b>	<b>5</b>	<b>-</b>	<b>84</b>	<b>245</b>	<b>248</b>	<b>.525</b>
	Home	40	21	15	2	2	-	46	131	115	.575
	Road	40	15	17	5	3	-	38	114	133	.475

Third in South Division – 17th of 28 teams

Defeated Utah, 2-0, in Preliminary Round; Lost to Grand Rapids, 3-1, in Conference Semifinals

<b>2003-04</b>	<b>Michel Therrien</b>	<b>80</b>	<b>34</b>	<b>28</b>	<b>10</b>	<b>8</b>	<b>-</b>	<b>86</b>	<b>197</b>	<b>197</b>	<b>.538</b>
	Home	40	19	14	5	2	-	45	108	101	.563
	Road	40	15	14	5	6	-	41	89	96	.513

Third in East Division – 14th of 28 teams

Defeated Bridgeport, 4-3, in Division Semifinals; Defeated Philadelphia, 4-2, in Division Finals; Defeated Hartford, 4-3, in Conference Finals; Lost to Milwaukee, 4-0, in Calder Cup Final

<b>2004-05</b>	<b>Michel Therrien</b>	<b>80</b>	<b>39</b>	<b>37</b>	<b>-</b>	<b>7</b>	<b>7</b>	<b>92</b>	<b>227</b>	<b>219</b>	<b>.575</b>
	Home	40	23	12	-	2	3	51	125	100	.638
	Road	40	16	15	-	5	4	41	102	119	.513

Fourth in East Division – 14th of 28 teams

Defeated Binghamton, 4-2, in Division Semifinals; Lost to Philadelphia, 4-1, in Division Finals

<b>2005-06</b>	<b>TOTAL</b>	<b>80</b>	<b>51</b>	<b>18</b>	<b>-</b>	<b>5</b>	<b>6</b>	<b>113</b>	<b>249</b>	<b>178</b>	<b>.706</b>
	<b>Michel Therrien</b>	25	21	1	-	2	1	45	102	49	.900
	<b>Rick Kehoe/Joe Mullen</b>	3	2	1	-	0	0	4	6	3	.667
	<b>Joe Mullen</b>	52	28	16	-	3	5	64	141	127	.615
	Home	40	28	8	-	2	2	60	133	85	.750
	Road	40	23	10	-	3	4	53	116	93	.700

Michel Therrien promoted to head coach of Pittsburgh on Dec. 15, 2005. Rick Kehoe and Joe Mullen named as co-head coaches to replace Therrien. Mullen assumed sole head coaching duties on Dec. 19. First in East Division – 3rd of 27 teams

Defeated Bridgeport, 4-3, Division Semifinals; Lost to Hershey, 4-0, in Division Finals

<b>2006-07</b>	<b>Todd Richards</b>	<b>80</b>	<b>51</b>	<b>23</b>	<b>-</b>	<b>2</b>	<b>4</b>	<b>108</b>	<b>276</b>	<b>221</b>	<b>.675</b>
	Home	40	28	11	-	1	0	57	157	103	.713
	Road	40	23	12	-	1	4	51	119	118	.637

Second in East Division – 3rd of 29 teams

Defeated Norfolk, 4-2, in Division Semifinals; Lost to Hershey, 4-1, in Division Finals

<b>2007-08</b>	<b>Todd Richards</b>	<b>80</b>	<b>47</b>	<b>26</b>	<b>-</b>	<b>3</b>	<b>4</b>	<b>101</b>	<b>223</b>	<b>187</b>	<b>.631</b>
	Home	40	22	13	-	3	2	49	115	96	.613
	Road	40	25	13	-	0	2	52	108	91	.650

First in East Division - 5th of 29 teams

Defeated Hershey, 4-1, in Division Semifinals; Defeated Philadelphia, 4-1, in Division Finals; Defeated Portland, 4-3, in Conference Finals; Lost to Chicago, 4-2, in Calder Cup Final

*continued on next page...*

YEAR	COACH	GP	W	L	T	OTL	SOL	PTS	GF	GA	PCT.
<b>2008-09</b>	<b>TOTAL</b>	<b>80</b>	<b>49</b>	<b>25</b>	<b>-</b>	<b>3</b>	<b>3</b>	<b>104</b>	<b>274</b>	<b>212</b>	<b>.650</b>
	Dan Bylsma	54	35	16	-	1	2	73	194	144	.676
	Todd Reirden	26	14	9	-	2	1	31	80	68	.596
	Home	40	27	8	-	2	3	59	144	106	.738
	Road	40	22	12	-	1	0	45	130	106	.563

Dan Bylsma promoted to head coach of Pittsburgh on Feb. 15, 2009. Third in East Division – 5th of 29 teams

Defeated Bridgeport, 4-1, in Division Semifinals; Lost to Hershey, 4-3, in Division Finals

<b>2009-10</b>	<b>Todd Reirden</b>	<b>80</b>	<b>41</b>	<b>34</b>	<b>-</b>	<b>2</b>	<b>3</b>	<b>87</b>	<b>239</b>	<b>229</b>	<b>.544</b>
	Home	40	27	12	-	0	1	55	141	104	.688
	Road	40	14	22	-	2	2	32	98	125	.400

Third in East Division – 15th of 29 teams

Lost to Albany, 4-0, in Division Semifinal

<b>2010-11</b>	<b>John Hynes</b>	<b>80</b>	<b>58</b>	<b>21</b>	<b>-</b>	<b>0</b>	<b>1</b>	<b>117</b>	<b>261</b>	<b>183</b>	<b>.731</b>
	Home	40	30	10	-	0	0	60	137	98	.750
	Road	40	28	11	-	0	1	57	124	85	.713

First in East Division – 1st out of 30 teams

Defeated Norfolk, 4-2, in Division Semifinals; Lost to Charlotte, 4-2, in Division Finals

<b>2011-12</b>	<b>John Hynes</b>	<b>76</b>	<b>44</b>	<b>25</b>	<b>-</b>	<b>2</b>	<b>5</b>	<b>95</b>	<b>235</b>	<b>215</b>	<b>.625</b>
	Home	38	18	16	-	2	2	40	111	112	.526
	Road	38	26	9	-	0	3	55	124	103	.724

Second in East Division – 4th of 30 teams

Defeated Hershey, 3-2, in Conference Quarterfinals; Lost to St. John's, 4-3, in Conference Semifinals

<b>2012-13</b>	<b>John Hynes</b>	<b>76</b>	<b>42</b>	<b>30</b>	<b>-</b>	<b>2</b>	<b>2</b>	<b>88</b>	<b>185</b>	<b>178</b>	<b>.579</b>
	Home	38	19	15	-	2	2	42	86	86	.553
	Road	38	23	15	-	0	0	46	99	92	.605

Third in East Division – 13th of 30 teams

Defeated Binghamton, 3-0, in Conference Quarterfinals; Defeated Providence, 4-3, in Conference Semifinals; Lost to Syracuse, 4-1, in Conference Finals

<b>2013-14</b>	<b>John Hynes</b>	<b>76</b>	<b>42</b>	<b>26</b>	<b>-</b>	<b>3</b>	<b>5</b>	<b>92</b>	<b>206</b>	<b>185</b>	<b>.605</b>
	Home	38	21	14	-	1	2	45	106	85	.592
	Road	38	21	12	-	2	3	47	100	100	.618

Second in East Division – 11th of 30 teams

Defeated Binghamton, 3-1, in Conference Quarterfinals: Defeated Providence, 4-3, in Conference Semifinals; Lost to St. John's, 4-2, in Conference Finals

*continued on next page...*

YEAR	COACH	GP	W	L	T	OTL	SOL	PTS	GF	GA	PCT.
<b>2014-15</b>	<b>John Hynes</b>	<b>76</b>	<b>45</b>	<b>24</b>	<b>-</b>	<b>3</b>	<b>4</b>	<b>97</b>	<b>212</b>	<b>163</b>	<b>.638</b>
	Home	38	23	14	-	0	1	47	105	85	.618
	Road	38	22	10	-	3	3	50	107	78	.658

Second in East Division – 7th of 30 teams

Defeated Syracuse, 3-0, in Conference Quarterfinals: Lost to Manchester, 4-1, in Conference Semifinals

<b>2015-16</b>	<b>TOTAL</b>	<b>76</b>	<b>43</b>	<b>27</b>	<b>-</b>	<b>4</b>	<b>2</b>	<b>91</b>	<b>230</b>	<b>203</b>	<b>.599</b>
	<b>Mike Sullivan</b>	23	18	5	-	0	0	36	112	50	.782
	<b>Jay Leach</b>	4	3	0	-	0	1	7	13	4	.875
	<b>Clark Donatelli</b>	49	22	23	-	3	1	48	105	149	.490
	Home	38	20	15	-	2	1	43	116	102	.566
	Road	38	23	12	-	2	1	48	114	101	.632

Mike Sullivan promoted to head coach of Pittsburgh on Dec. 12, 2015. Third in Atlantic Division – 10th of 30 teams

Defeated Providence, 3-0, in Division Semifinals: Lost to Hershey, 4-3, in Division Finals

<b>2016-17</b>	<b>Clark Donatelli</b>	<b>76</b>	<b>51</b>	<b>20</b>	<b>-</b>	<b>3</b>	<b>2</b>	<b>107</b>	<b>247</b>	<b>170</b>	<b>.704</b>
	Home	38	27	9	-	0	2	56	128	81	.737
	Road	38	24	11	-	3	0	51	119	89	.671

First in Atlantic Division – 1st of 30 teams

Lost to Providence, 3-2, in Division Semifinals

<b>2017-18</b>	<b>Clark Donatelli</b>	<b>76</b>	<b>45</b>	<b>22</b>	<b>-</b>	<b>6</b>	<b>3</b>	<b>99</b>	<b>252</b>	<b>223</b>	<b>.651</b>
	Home	38	26	10	-	1	1	54	144	106	.711
	Road	38	19	12	-	5	2	45	108	117	.592

Second in Atlantic Division – 5th of 30 teams

Lost to Charlotte, 3-0, in Division Semifinals

## ATTENDANCE

AVERAGE ATTENDANCE		AVERAGE ATTENDANCE	
1999-00	7639	2009-10	6270
2000-01	8253	2010-11	6360
2001-02	8337	2011-12	6028
2002-03	8304	2012-13	6038
2003-04	8298	2013-14	5804
2004-05	8196	2014-15	5708
2005-06	8131	2015-16	5655
2006-07	8030	2016-17	5547
2007-08	7667	2017-18	5557
2008-09	6984		



# ALL-TIME LEADERS

## GAMES PLAYED

Tom Kostopoulos	658
Rob Scuderi	305
Tim Wallace	304
Shane Endicott	292
Dennis Bonvie	285
Ross Lupaschuk	271
Matt Hussey	269
Brendan Buckley	268
Colby Armstrong	251
Chris Kelleher	250

## GOALS

SEASON		
Chris Minard	34	2008-09
Daniel Sprong	32	2017-18
Janne Pesonen	32	2008-09
Michel Ouellet	31	2004-05
Toby Petersen	31	2002-03
Jonathan Filewich	30	2006-07
Michel Ouellet	30	2003-04
John Slaney	30	1999-00
<i>five players tied</i>	27	

CAREER	
Tom Kostopoulos	187
Tomáš Surový	89
Tim Wallace	75
Shane Endicott	73
Toby Petersen	72
Michel Ouellet	71
Jonathan Filewich	64
Éric Meloche	61
Eric Tangradi	60
<i>two players tied</i>	59

## ASSISTS

SEASON		
Janne Pesonen	50	2008-09
Jeff Taffe	50	2008-09
Kris Beech	48	2004-05
Dustin Jeffrey	47	2009-10
Tim Brent	43	2007-08
Tom Kostopoulos	42	2002-03
Will O'Neill	42	2015-16
Toby Petersen	41	2000-01
John Slaney	38	2000-01
<i>three players tied</i>	37	

CAREER	
Tom Kostopoulos	282
Dustin Jeffrey	113
Toby Petersen	105
Kris Beech	97
Matt Murley	97
Ryan Stone	95
Shane Endicott	94
Tomáš Surový	89
Mark Letestu	83
Colby Armstrong	83

## ALL-TIME LEADERS continued...

### POINTS

SEASON			CAREER	
Janne Pesonen	82	2008-09	Tom Kostopoulos	469
Jeff Taffe	75	2008-09	Tomáš Surový	178
Dustin Jeffrey	71	2009-10	Toby Petersen	177
Toby Petersen	67	2000-01	Dustin Jeffrey	172
Toby Petersen	66	2002-03	Shane Endicott	166
Daniel Sprong	65	2017-18	Kris Beech	150
Michel Ouellet	63	2004-05	Matt Murley	145
Tom Kostopoulos	63	2002-03	Michel Ouellet	144
Kris Beech	62	2004-05	Éric Meloche	138
Tim Brent	61	2007-08	Ryan Stone	136

### PENALTY MINUTES

SEASON			CAREER	
Dennis Bonvie	431	2005-06	Dennis Bonvie	1284
Darcy Verot	387	2001-02	Tom Kostopoulos	881
Steve Parsons	366	2001-02	Darcy Verot	830
Darcy Verot	347	2000-01	David Kočí	770
Jason MacDonald	330	2001-02	Jason MacDonald	757
Daniel Carcillo	311	2005-06	Bobby Farnham	666
David Kočí	311	2004-05	Pierre-Luc Létourneau-Leblond	500
David Kočí	298	2003-04	Daniel Carcillo	494
Jason MacDonald	290	2000-01	Ross Lupaschuk	433
Bobby Farnham	274	2012-13	Deryk Engelland	405

### PLUS/MINUS

SEASON			CAREER	
Ben Lovejoy	+42	2008-09	Ben Lovejoy	+57
Joey Mormina	+37	2008-09	Robert Bortuzzo	+54
David Warsofsky	+30	2016-17	Nick Johnson	+46
Robert Bortuzzo	+28	2010-11	Joey Mormina	+46
Taylor Chorney	+26	2014-15	Brian Strait	+45
Josh Archibald	+25	2016-17	Alain Nasreddine	+44
Brian Dumoulin	+25	2014-15	Carter Rowney	+41
Corey Potter	+25	2010-11	Tim Wallace	+40
<i>three players tied</i>	+24		<b>Teddy Blueger</b>	<b>+38</b>
			Dustin Jeffrey	+38

## ALL-TIME LEADERS continued...

### POWER-PLAY GOALS

SEASON			CAREER	
Chris Minard	21	2008-09	Tom Kostopoulos	69
Janne Pesonen	14	2008-09	Chris Minard	34
Chris Minard	13	2007-08	Toby Petersen	28
Greg Crozier	13	2000-01	Tomáš Surový	27
Geoff Walker	12	2011-12	Shane Endicott	24
Jonathan Filewich	12	2006-07	Michel Ouellet	24
Michel Ouellet	12	2003-04	Greg Crozier	23
Toby Petersen	12	2002-03	Eric Tangradi	23
<i>five players tied</i>	11		Kris Beech	22
			Erik Christensen	22

### GAME-WINNING GOALS

SEASON			CAREER	
Chris Minard	8	2008-09	Tom Kostopoulos	24
Kurtis McLean	8	2007-08	Jean-Sébastien Dea	14
Daniel Sprong	7	2017-18	Tomáš Surový	14
Matt Hussey	7	2005-06	Scott Wilson	14
Michel Ouellet	7	2003-04	Michel Ouellet	13
Scott Wilson	7	2014-15	Tim Wallace	12
Scott Wilson	7	2015-16	Nick Johnson	12
Dominik Simon	6	2016-17	Dustin Jeffrey	11
Paul Thompson	6	2012-13	Toby Petersen	11
Kyle Brodziak	6	2006-07	<i>five players tied</i>	10

### SHORTHANDED GOALS

SEASON			CAREER	
Dustin Jeffrey	6	2010-11	Dustin Jeffrey	10
Billy Tibbetts	5	2001-02	Tim Wallace	6
Jean-Sébastien Dea	4	2017-18	Billy Tibbetts	6
Josh Archibald	4	2016-17	Bryan Lerg	6
Bryan Lerg	4	2011-12	Brian Gibbons	6
Tim Wallace	4	2009-10	Stephen Dixon	6
Connor James	4	2008-09	Tom Kostopoulos	5
Stephen Dixon	4	2006-07	Josh Archibald	5
<i>four players tied</i>	3		Shane Endicott	5
			Connor James	5

## ALL-TIME LEADERS continued...

### GAMES BY A GOALTENDER

SEASON			CAREER	
Marc-André Fleury	54	2004-05	John Curry	177
John Curry	50	2008-09	Brad Thiessen	149
Jeff Zatkoff	49	2012-13	Sébastien Caron	123
Dan Sabourin	49	2005-06	<b>Tristan Jarry</b>	<b>92</b>
Brad Thiessen	46	2010-11	Jeff Zatkoff	86
John Curry	46	2009-10	Jeff Drouin-Deslauriers	80
Sébastien Caron	46	2001-01	Andy Chiodo	72
Andy Chiodo	44	2003-04	Matt Murray	71
Brad Thiessen	41	2011-12	Marc-André Fleury	71
John Curry	41	2010-11	Robbie Tallas	71

### VICTORIES

SEASON			CAREER	
Brad Thiessen	35	2010-11	John Curry	103
John Curry	33	2008-09	Brad Thiessen	88
Dany Sabourin	30	2005-06	<b>Tristan Jarry</b>	<b>53</b>
<b>Tristan Jarry</b>	<b>28</b>	<b>2016-17</b>	Sébastien Caron	48
Marc-André Fleury	26	2004-05	Matt Murray	45
Jeff Zatkoff	26	2012-13	Jeff Zatkoff	44
Matt Murray	25	2014-15	Jeff Drouin-Deslauriers	42
John Curry	24	2007-08	Marc-André Fleury	39
<i>three players tied</i>	23		Dany Sabourin	38
			Andy Chiodo	31

### SHUTOUTS

SEASON			CAREER	
Matt Murray	12	2014-15	Brad Thiessen	17
Brad Thiessen	7	2010-11	Matt Murray	16
<b>Tristan Jarry</b>	<b>5</b>	<b>2015-16</b>	Sébastien Caron	10
Jeff Zatkoff	5	2012-13	John Curry	10
Scott Munroe	5	2011-12	<b>Tristan Jarry</b>	<b>8</b>
Marc-André Fleury	5	2004-05	Jeff Zatkoff	8
<i>nine players tied</i>	4		Andy Chiodo	7
			<i>five players tied</i>	5

### YOUNGEST / OLDEST TO SCORE A GOAL

YOUNGEST	Player	Age	Days	Player	Age	Days	OLDEST
	Kasperii Kapanen	18 years	259 days	Tom Kostopoulos	39 years	72 days	
	Luca Caputi	19 years	206 days	Reid Simpson	34 years	254 days	
	Colby Armstrong	19 years	291 days	Dennis Bonvie	34 years	216 days	
	Shane Endicott	19 years	295 days	Miroslav Šatan	34 years	168 days	
	Ondřej Němec	19 years	356 days	Stephen Leach	34 years	27 days	

## ALL-TIME LEADERS continued...

### POINTS IN A GAME

DATE	PLAYER	G	A	PTS
2/17/10	Chris Connor	3	3	6
1/21/12	Alex Grant	2	3	5
1/22/10	Chris Connor	2	3	5
1/6/07	Tyler Kennedy	2	3	5
3/11/09	Janne Pesonen	1	4	5
1/18/06	Kirk McLean	1	4	5
4/13/01	Chris Kelleher	1	4	5
1/21/00	John Slaney	1	4	5
4/3/11	Nick Petersen	0	5	5
	<i>63 players tied</i>			4



### PIM IN A GAME

DATE	PLAYER	PIM
3/17/02	Steve Parsons	64
3/17/02	Jason MacDonald	57
2/9/07	Wade Skolney	49
2/6/02	Steve Parsons	47
3/12/06	Dennis Bonvie	40
12/8/01	Steve Parsons	37
1/31/15	Pierre-Luc Létourneau-Leblond	32
10/25/14	Bobby Farnham	31
	<i>seven players tied</i>	29

### SAVES IN A GAME

DATE	PLAYER	SAVES
3/23/02	Robbie Tallas	48
2/18/00	Ryan Bach	48
2/28/16	Tristan Jarry	47
1/30/09	John Curry*	46
10/22/08	Adam Berkhoel	46
3/11/00	Ryan Bach	46
3/26/17	Casey DeSmith	45
2/5/00	Jean-Sébastien Aubin	45
11/29/08	Adam Berkhoel*	44
12/8/01	Robbie Tallas	44

### SHOTS IN A GAME

DATE	PLAYER	SHOTS
4/5/03	Micki DuPont	14
3/25/06	Rico Fata	12
1/2/04	Toby Petersen	12
4/13/18	Daniel Sprong	11
11/26/05	Tomáš Surový	11
11/10/99	Greg Crozier	11
4/2/17	David Warsofsky	10
4/18/14	Chuck Kobasew	10
1/26/11	Dustin Jeffrey	10
2/9/04	Toby Petersen	10
12/13/03	Tom Kostopoulos	10

\* = Game went to overtime

# SEASON LEADERS

	GOALS		ASSISTS	
1999-00	30	John Slaney	33	Martin Sonnenberg
2000-01	26	Toby Petersen	41	Toby Petersen
2001-02	27	Tom Kostopoulos	30	Martin Sonnenberg
2002-03	31	Toby Petersen	42	Tom Kostopoulos
2003-04	30	Michel Ouellet	29	Patrick Boileau, Toby Petersen
2004-05	31	Michel Ouellet	48	Kris Beech
2005-06	24	Erik Christensen	30	Matt Hussey
2006-07	30	Jonathan Filewich	36	Rob Schremp
2007-08	25	Chris Minard	43	Tim Brent
2008-09	34	Chris Minard	50	Janne Pesonen, Jeff Taffe
2009-10	27	Tim Wallace	47	Dustin Jeffrey
2010-11	27	Brett Sterling	30	Corey Potter
2011-12	27	Bryan Lerg, Ben Street	35	Colin McDonald
2012-13	23	Trevor Smith	31	Trevor Smith
2013-14	22	Tom Kostopoulos	30	Brendan Mikkelson
2014-15	26	Jayson Megna	29	Brian Dumoulin
2015-16	25	Dominik Simon	42	Will O'Neill
2016-17	24	Tom Kostopoulos	35	Kevin Porter
2017-18	32	Daniel Sprong	33	Daniel Sprong

	POINTS		GAME-WINNING GOALS	
1999-00	60	John Slaney	3	Róbert Döme, Pavel Skrbek
2000-01	67	Toby Petersen	5	Toby Petersen, Billy Tibbetts
2001-02	53	Tom Kostopoulos	3	Tom Kostopoulos, Tomáš Surový
2002-03	66	Toby Petersen	4	Kris Beech, Tomáš Surový
2003-04	49	Michel Ouellet	7	Michel Ouellet
2004-05	63	Michel Ouellet	5	Michel Ouellet
2005-06	51	Matt Hussey	7	Matt Hussey
2006-07	56	Kyle Brodziak, Jonathan Filewich	6	Kyle Brodziak
2007-08	61	Tim Brent	8	Kurtis McLean
2008-09	62	Janne Pesonen	8	Chris Minard
2009-10	71	Dustin Jeffrey	5	Wyatt Smith, Eric Tangradi
2010-11	53	Brett Sterling	6	Geoff Walker
2011-12	57	Ben Street	5	Ben Street
2012-13	54	Trevor Smith	6	Paul Thompson
2013-14	47	Tom Kostopoulos	5	Tom Kostopoulos
2014-15	45	Conor Sheary	7	Scott Wilson
2015-16	56	Carter Rowney	7	Scott Wilson
2016-17	54	Tom Kostopoulos	6	Dominik Simon
2017-18	65	Daniel Sprong	7	Daniel Sprong

## SEASON LEADERS continued...

	PP GOALS		SH GOALS	
1999-00	10	Greg Crozier, John Slaney	3	John Slaney
2000-01	13	Greg Crozier	1	Tom Kostopoulos, Milan Kraft, Jason MacDonald, Michal Rozsival, John Slaney, Billy Tibbetts
2001-02	10	Tom Kostopoulos	5	Billy Tibbetts
2002-03	12	Toby Petersen	2	Alexandre Daigle, Éric Meloche, Michal Sivek
2003-04	12	Michel Ouellet	2	Shane Endicott
2004-05	10	Ramzi Abid	3	Colby Armstrong
2005-06	11	Erik Christensen	2	Stephen Dixon, Maxime Talbot
2006-07	12	Jonathan Filewich	4	Stephen Dixon
2007-08	13	Chris Minard	3	Dave Gove
2008-09	21	Chris Minard	4	Connor James
2009-10	11	Luca Caputi	4	Tim Wallace
2010-11	10	Nick Johnson, Brett Sterling	6	Dustin Jeffrey
2011-12	12	Geoff Walker	4	Bryan Lerg
2012-13	8	Chad Kolarik	2	Brian Gibbons
2013-14	13	Tom Kostopoulos	3	Brian Gibbons, Dominik Uher
2014-15	7	Scott Wilson	2	Tom Kühnhackl
2015-16	10	Tom Kostopoulos	2	Carter Rowney
2016-17	9	Tom Kostopoulos, David Warsofsky	4	Josh Archibald
2017-18	11	Daniel Sprong	4	<b>Jean-Sébastien Dea</b>

	PENALTY MINUTES		SHOTS	
1999-00	243	Dennis Bonvie	229	Martin Sonnenberg
2000-01	347	Darcy Verot	258	Toby Petersen
2001-02	387	Darcy Verot	241	Peter Ratchuk
2002-03	137	Jason MacDonald	221	Toby Petersen
2003-04	298	David Kočí	211	Toby Petersen
2004-05	311	David Kočí	235	Michel Ouellet
2005-06	431	Dennis Bonvie	171	Erik Christensen
2006-07	216	Wade Skolney	266	Micki DuPont
2007-08	203	Dennis Bonvie	215	Chris Minard
2008-09	176	Paul Bissonnette	229	Janne Pesonen
2009-10	168	Wade Brookbank	236	Dustin Jeffrey
2010-11	147	Jesse Boulerice	197	Brett Sterling
2011-12	114	Geoff Walker	199	Ben Street
2012-13	274	Bobby Farnham	158	Trevor Smith
2013-14	259	Pierre-Luc Létourneau-Leblond	147	Tom Kostopoulos
2014-15	241	Pierre-Luc Létourneau-Leblond	147	Scott Wilson
2015-16	123	Steve Oleksy	169	Will O'Neill
2016-17	121	Tom Sestito	220	David Warsofsky
2017-18	139	<b>Garrett Wilson</b>	214	Daniel Sprong

## SEASON LEADERS continued...

	PLUS/MINUS		GOALS AGAINST AVERAGE	
1999-00	+10	Steve Leach, John Slaney, Darcy Verot	3.57	David Weninger
2000-01	+17	Alexandre Mathieu	2.35	Rich Parent
2001-02	+8	Milan Kraft	3.12	Sébastien Caron
2002-03	+5	Brooks Orpik, Rob Scuderi	3.11	Sébastien Caron
2003-04	+15	Kris Beech, Toby Petersen	2.40	Andy Chiodo
2004-05	+17	Kris Beech	2.22	Dany Sabourin
2005-06	+24	Alain Nasreddine	2.26	Dany Sabourin
2006-07	+15	Tyler Kennedy	2.47	Jeff Drouin-Deslauriers
2007-08	+16	Ben Lovejoy	2.23	John Curry
2008-09	+42	Ben Lovejoy	2.38	John Curry
2009-10	+22	Brian Strait	2.45	Brad Thiessen
2010-11	+28	Robert Bortuzzo	1.94	Brad Thiessen
2011-12	+15	Nick Petersen	2.52	Scott Munroe
2012-13	+10	Philip Samuelsson	1.93	Jeff Zatkoff
2013-14	+17	Philip Samuelsson	2.48	Eric Hartzell
2014-15	+26	Taylor Chorney	1.58	Matt Murray
2015-16	+23	Carter Rowney	2.10	Matt Murray
2016-17	+30	David Warsofsky	2.01	Casey DeSmith
2017-18	+24	<b>Zach Trotman</b>	2.71	<b>Anthony Peters</b>

	SHUTOUTS		WINS	
1999-00		none	8	Ryan Bach
2000-01	4	Sébastien Caron	17	Rich Parent
2001-02	1	Sébastien Caron	14	Sébastien Caron
2002-03	3	Jean-Sébastien Aubin	14	Robbie Tallas
2003-04	4	Andy Chiodo	18	Andy Chiodo
2004-05	5	Marc-André Fleury	26	Marc-André Fleury
2005-06	4	Dany Sabourin	30	Dany Sabourin
2006-07	4	Jeff Drouin-Deslauriers	22	Jeff Drouin-Deslauriers
2007-08	3	John Curry	24	John Curry
2008-09	4	Adam Berkhoel, John Curry	33	John Curry
2009-10	4	Brad Thiessen	23	John Curry
2010-11	7	Bran Thiessen	35	Brad Thiessen
2011-12	5	Scott Munroe	23	Brad Thiessen
2012-13	5	Jeff Zatkoff	25	Jeff Zatkoff
2013-14	4	Peter Mannino	20	Jeff Drouin-Deslauriers
2014-15	12	Matt Murray	25	Matt Murray
2015-16	5	<b>Tristan Jarry</b>	20	Matt Murray
2016-17	3	<b>Tristan Jarry</b>	28	<b>Tristan Jarry</b>
2017-18	2	Casey DeSmith	16	Casey DeSmith



# TEAM RECORDS

## SEASON

### TEAM POINTS

Most Overall	117	2010-11
Most Home	60	2005-06, 2010-11
Most Road	57	2010-11
Fewest Overall	56	2001-02
Fewest Home	36	2001-02
Fewest Road	20	2001-02

### WINS

Most Overall	58	2010-11
Most Home	30	2010-11
Most Road	28	2010-11
Fewest Overall	20	2001-02
Fewest Home	14	2001-02
Fewest Road	6	2001-02

### LOSSES

Most Overall	44	2001-02
Most Home	18	2001-02
Most Road	26	1999-00, 2001-02
Fewest Overall	18	2005-06
Fewest Home	8	2005-06, 2008-09
Fewest Road	10	2005-06

### TIES

Most Overall	13	2001-02
Most Home	7	2001-02
Most Road	6	2001-02
Fewest Overall	7	2002-03
Fewest Home	2	2002-03
Fewest Road	4	1999-00, 2000-01

### OVERTIME LOSSES

Most Overall	8	2003-04
Most Home	2	6 times (last 2015-16)
Most Road	6	2003-04
Fewest Overall	0	2010-11
Fewest Home	0	2009-10, 2010-11, 2014-15
Fewest Road	0	2010-11, 2011-12, 2012-13

### SHOOTOUT LOSSES

Most Overall	7	2004-05
Most Home	3	2004-05
Most Road	4	2004-05, 2005-06
Fewest Overall	1	2010-11
Fewest Home	0	2006-07, 2010-11
Fewest Road	0	2008-09, 2012-13

### GOALS

Most For	267	2006-07
Most For Home	157	2006-07
Most For Road	130	2008-09
Most Against	306	1999-00
Most Against Home	140	1999-00
Most Against Road	166	1999-00
Fewest For	185	2012-13
Fewest For Home	86	2012-13
Fewest For Road	88	2001-02
Fewest Against	163	2014-15
Fewest Against Home	81	2016-17
Fewest Against Road	78	2014-15

## TEAM RECORDS continued...

### SEASON

#### PLAYER POINTS

Most For	741	2008-09
Fewest For	512	2001-02

#### PENALTY MINUTES

Most For	2807	2011-12
Most Against	2496	2011-12
Fewest For	1029	2016-17
Fewest Against	982	2016-17

#### MINORS

Most For	656	2001-02
Fewest For	339	2014-15

#### MAJORS

Most For	133	2001-02
Fewest For	33	2016-17

#### GAME MISCONDUCTS

Most For	79	2002-03
Fewest For	2	2017-18

#### SHOTS ON GOAL

Most For	2700	2002-03
Most Against	2851	2001-02
Fewest For	2059	2014-15
Fewest Against	1951	2012-13

#### POWER PLAY GOALS

Most For	96	2006-07
Most Against	97	2001-02
Fewest For	41	2017-18
Fewest Against	41	2016-17

#### SHORTHANDED GOALS

Most For	14	2001-02, 2013-14
Most Against	18	1999-00, 2006-07
Fewest For	3	2003-04
Fewest Against	2	2016-17

#### POWER PLAY CHANCES

Most For	523	2005-06
Most Against	486	2005-06
Fewest For	298	2017-18
Fewest Against	314	2016-17

#### POWER PLAY PERCENTAGE

Highest For	21.0%	2006-07
Highest Against	23.0%	1999-00
Lowest For	13.8%	2017-18
Lowest Against	12.8%	2012-13

#### PENALTY KILL PERCENTAGE

Highest For	87.2%	2012-13
Highest Against	85.9%	2001-02
Lowest For	77.0%	1999-00
Lowest Against	79.0%	2006-07

#### SHORTHANDED GOALS

Most For	14	2001-02
Most Against	18	1999-00
Fewest For	3	2003-04
Fewest Against	4	2003-04, 2016-17

#### 50 OR MORE POINT PLAYERS

Most For	4	2000-01, 2004-05, 2006-07, 2008-09
Fewest For	0	2003-04

#### 60 OR MORE POINT PLAYERS

Most For	3	2008-09
Fewest For	0	8 times (last 2016-17)

#### 70 OR MORE POINT PLAYERS

Most For	2	2008-09
Fewest For	0	9 times (last 2017-18)

## TEAM RECORDS continued...

### SEASON

#### 20 OR MORE GOAL PLAYERS

Most For	4	1999-00, 2000-01, 2009-10, 2015-16
Fewest For	2	2003-04, 2006-07, 2011-12, 2017-18

#### 30 OR MORE GOAL PLAYERS

Most For	1	7 times (last 2017-18)
Fewest For	0	10 times (last 2016-17)

#### 30 OR MORE ASSIST PLAYERS

Most For	5	2004-05, 2006-07, 2009-10
Fewest For	0	2003-04

#### 40 OR MORE ASSIST PLAYERS

Most For	2	2008-09
Fewest For	0	10 times (last 2017-18)

#### 50 OR MORE ASSIST PLAYERS

Most For	2	2008-09
Fewest For	0	15 times (last 2017-18)

#### 100 OR MORE PLAYERS MINUTE PLAYERS

Most For	8	2001-02
Fewest For	1	2016-17, 2017-18

#### 200 OR MORE PLAYERS MINUTE PLAYERS

Most For	3	2000-01, 2001-02
Fewest For	0	8 times (last 2017-18)

#### 300 OR MORE PLAYERS MINUTE PLAYERS

Most For	3	2001-02
Fewest For	0	13 times (last 2017-18)

#### HAT TRICKS

Most For	5	2017-18
Most Against	5	1999-00, 2005-06
Fewest For	0	2000-01, 2013-14
Fewest Against	0	2011-12, 2014-15 2016-17, 2017-18

#### SHUTOUTS

Most For	15	2014-15
Most Against	12	2001-02
Fewest For	0	1999-2000
Fewest Against	0	2008-09



#### PENALTY SHOT ATTEMPTS

Most For	5	2011-12
Most Against	5	2011-12
Fewest For	0	2000-01, 2002-03, 2012-13
Fewest Against	0	2010-11

#### PENALTY SHOT GOALS

Most For	3	2013-14
Most Against	2	2002-03, 2006-07, 2011-12, 2014-15
Fewest For	0	14 times (last 2017-18)
Fewest Against	0	7 times (last 2017-18)

## TEAM RECORDS continued...

### GAME

#### GOALS IN A GAME

Most For (Home)	9	Feb. 17, 2010 vs. ALB
Most For (Away)	8	Mar. 11, 2009 at PHI
Most Against (Home)	9	Jan. 23, 2011 vs. CHA
Most Against (Away)	12	Feb. 18, 2018 at RCH

#### SHOTS ON GOAL IN A GAME

Most For	58	Dec. 29, 2006 at SYR
Most Against	51	Mar. 23, 2002 at GR
Fewest For	13	Nov. 12, 2017 at HER
Fewest Against	13	Feb. 18, 2005 at BRI

#### PENALTY MINUTES IN A GAME

Most For	162	Mar. 17, 2002 vs. SYR
Most Against	124	Mar. 17, 2002 vs. SYR
Fewest For	0	Feb. 29, 2008 vs. BRI Mar. 16, 2008 at PRO
Fewest Against	0	5 times (most recent Apr. 7, 2017)

### STREAKS

#### WINNING STREAK

Longest	11	2015-16
Home	10	2015-16
Road	13	2005-06

#### TEAM POINTS STREAK

Longest	23	2005-06
Home	12	2017-18
Road	15	2005-06

#### CONSECUTIVE OVERTIME GAMES

Longest	4	2004-05
Home	3	1999-00, 2007-08
Road	4	2017-18



# PLAYER POINT STREAKS

## LONGEST POINT STREAK BY SEASON

1999-00	13	Greg Crozier (3G-10A)	12/26 – 1/30	2010-11	6	Dustin Jeffrey (3G-7A)	1/7 – 2/4
2000-01	16	Billy Tibbetts (11G-15A)	10/6 – 11/18			Ryan Craig (2G-7A)	1/22 – 2/4
2001-02	7	Billy Tibbetts (6G-8A)	2/10 – 2/23			Keven Veilleux (0G-9A)	3/11 – 3/20
		Tom Kostopoulos (8G-4A)	11/2 – 11/16			Brett Sterling (3G-4A)	1/7 – 1/19
		Martin Sonnenberg (2G-9A)	11/2 – 11/16	2011-12	8	Bryan Lerg (6G-7A)	10/13 – 11/4
2002-03	11	Milan Kraft (7G-12A)	11/15 – 3/12			Jason Williams (3G-8A)	3/2 – 4/14
2003-04	9	Éric Meloche (4G-8A)	12/13 – 2/28	2012-13	7	Beau Bennett (3G-5A)	11/9 – 11/24
2004-05	9	Matt Murley (5G-9A)	12/11 – 1/5	2013-14	12	Andrew Ebbett (3G-12A)	3/7 – 4/11
2005-06	12	Michel Ouellet (9G-14A)	10/22 – 11/20	2014-15	9	Andrew Ebbett (5G-8A)	11/19 – 2/7
2006-07	9	Ryan Stone (2G-11A)	3/7 – 4/7	2015-16	9	Carter Rowney (7G-9A)	3/5 – 3/25
2007-08	10	Tim Brent (4G-15A)	12/15 – 1/4			Conor Sheary (2G-13A)	12/9 – 1/30
2008-09	14	Chris Minard (14G-10A)	10/8 – 11/16	2016-17	8	David Warsofsky (4G-11A)	12/16 – 1/8
2009-10	7	Luca Caputi (5G-6A)	1/22 – 2/5	2017-18	8	Daniel Sprong (5G-10A)	12/27 – 2/9
		Luca Caputi (5G-6A)	2/10 – 2/21				
		Joey Vitale (2G-5A)	12/28 – 1/9				

## LONGEST OVERALL POINT STREAKS

16	Billy Tibbetts (11G-15A)	2000-01	10/6 – 11/18
14	Chris Minard (14G-10A)	2008-09	10/8 – 11/16
13	Greg Crozier (7G-9A)	2005-06	11/26 – 1/5
	Greg Crozier (3G-10A)	1999-00	12/26 – 1/30
12	Michel Ouellet (9G-14A)	2005-06	10/22 – 11/20
	Andrew Ebbett (3G-12A)	2013-14	3/7 – 4/11
11	Milan Kraft (7G-12A)	2002-03	11/15 – 3/12
10	Erik Christensen (8G-10A)	2005-06	10/21 – 1/20
	Tim Brent (4G-15A)	2007-08	12/15 – 1/4
9	John Slaney (4G-15A)	2000-01	10/22 – 11/8
	Carter Rowney (7G-9A)	2015-16	3/5 – 3/25
	Conor Sheary (2G-13A)	2015-16	12/9 – 1/30
	Matt Murley (5G-9A)	2004-05	12/11 – 1/5
	Chris Minard (10G-3A)	2008-09	11/28 – 12/30
	Andrew Ebbett (5G-8A)	2014-15	11/19 – 2/7
	Trevor Smith (5G-8A)	2007-08	12/15 – 1/2
	Ryan Stone (2G-11A)	2006-07	3/7 – 4/7
	Éric Meloche (4G-8A)	2003-04	12/13 – 2/28
	Toby Petersen (5G-6A)	2002-03	1/29 – 2/13

# TOP SCORERS BY MONTH

## OCTOBER

POINTS	GAMES PLAYED	PLAYER	YEAR
19	9	Erik Christensen (9G-10A)	2005
16	9	Michel Ouellet (6G-10A)	2005
	8	Brian Gibbons (5G-9A)	2013
14	8	Billy Tibbetts (3G-11A)	2000
	9	Ryan Whitney (5G-9A)	2005

## DECEMBER

POINTS	GAMES PLAYED	PLAYER	YEAR
23	12	Kris Beech (5G-18A)	2004
17	10	Jake Guentzel (11G-6A)	2016
	8	Jeff Taffe (4G-12A)	2008
16	11	Tim Brent (4G-12A)	2007
	12	Michel Ouellet (8G-7A)	2004
	13	Kyle Brodziak (6G-10A)	2006

## FEBRUARY

POINTS	GAMES PLAYED	PLAYER	YEAR
19	12	Chris Conner (10G-9A)	2010
17	12	Billy Tibbetts (6G-11A)	2002
16	14	Greg Crozier (4G-12A)	2001
15	13	Tom Kostopoulos (5G-10A)	2003
14	12	Kris Beech (9G-5A)	2003

## NOVEMBER

POINTS	GAMES PLAYED	PLAYER	YEAR
19	12	John Slaney (4G-15A)	2000
17	14	Chris Minard (9G-8A)	2008
	10	Dustin Jeffrey (2G-13A)	2009
	11	Marc-Antoine Pouliot (8G-7A)	2006
15	12	Toby Petersen (6G-9A)	2000
	13	Dustin Jeffrey (7G-8A)	2010
	13	Ben Street (6G-9A)	2011

## JANUARY

POINTS	GAMES PLAYED	PLAYER	YEAR
18	11	John Slaney (8G-10A)	2000
17	11	Alexandre Daigle (5G-12A)	2003
16	15	Ryan Craig (5G-11A)	2011
	14	Martin Sonnenberg (5G-10A)	2000
15	15	Brett Sterling (7G-8A)	2011
	15	Eric Tangradi (5G-10A)	2011

## MARCH

POINTS	GAMES PLAYED	PLAYER	YEAR
22	15	Janne Pesonen (11G-11A)	2009
18	15	Mark Murphy (7G-11A)	2000
	16	Milan Kraft (6G-12A)	2001
17	12	Carter Rowney (7G-10A)	2016
	12	Tom Kostopoulos (5G-11A)	2016
16	16	Toby Petersen (5G-11A)	2004

## APRIL

POINTS	GAMES PLAYED	PLAYER	YEAR
11	8	Chad Kolarik (6G-5A)	2013
	9	Tom Kühnhackl (5G-6A)	2015
10	7	Daniel Sprong (5G-5A)	2018
	8	Matt Hussey (4G-5A)	2006
9	8	Krystofer Kolanos (4G-5A)	2006
	8	Max Talbot (3G-6A)	2006
	5	John Slaney (5G-3A)	2000
	6	Janne Pesonen (3G-5A)	2009
8	7	Dave Gove (6G-2A)	2008
	7	Alex Goligoski (1G-7A)	2008
	8	Robert Nilsson (4G-4A)	2007





# OVERTIME

## ALL-TIME OVERTIME RECORD

YEAR	OVERALL						HOME						ROAD					
	GP	W	L	T	Reached SO	PTS	GP	W	L	T	Reached SO	PTS	GP	W	L	T	Reached SO	PTS
1999-00	17	3	5	9	-	20	9	2	2	5	-	11	8	1	3	4	-	9
2000-01	15	4	2	9	-	18	8	2	1	5	-	10	7	2	1	4	-	9
2001-02	20	4	3	13	-	24	10	2	1	7	-	12	10	2	2	6	-	12
2002-03	14	2	5	7	-	16	4	0	2	2	-	4	10	2	3	5	-	12
2003-04	21	3	8	10	-	24	8	1	2	5	-	9	13	2	6	5	-	15
2004-05*	18	0	7	-	11	7	6	0	2	-	4	2	12	0	5	-	7	5
2005-06*	20	4	5	-	11	13	9	2	2	-	5	6	11	2	3	-	6	7
2006-07*	16	3	2	-	11	8	5	3	1	-	1	7	11	0	1	-	10	1
2007-08*	17	3	3	-	11	9	10	1	3	-	6	5	7	2	0	-	5	4
2008-09*	13	1	3	-	9	5	9	1	2	-	0	4	4	1	1	-	0	3
2009-10*	12	3	2	-	7	8	7	2	0	-	5	4	5	1	2	-	2	4
2010-11*	12	4	0	-	8	8	8	3	0	-	5	6	4	1	0	-	3	2
2011-12*	18	4	2	-	12	10	7	1	2	-	4	4	11	3	0	-	8	6
2012-13*	18	7	2	-	9	16	9	2	2	-	5	6	9	5	0	-	4	10
2013-14*	16	4	3	-	9	11	5	2	1	-	2	5	11	2	2	-	7	6
2014-15*	14	7	3	-	4	17	4	3	0	-	1	6	10	4	3	-	3	11
2015-16*	16	9	4	-	3	22	5	2	2	-	1	6	11	6	2	-	3	14
2016-17*	12	6	3	-	3	15	4	2	0	-	2	4	8	4	3	-	1	11
2017-18*	22	9	6	-	7	24	9	6	1	-	2	13	13	3	5	-	5	11
<b>TOTALS</b>	<b>311</b>	<b>80</b>	<b>68</b>	<b>48</b>	<b>115</b>	<b>275</b>	<b>136</b>	<b>37</b>	<b>26</b>	<b>24</b>	<b>43</b>	<b>124</b>	<b>175</b>	<b>43</b>	<b>42</b>	<b>24</b>	<b>64</b>	<b>125</b>

Overtime losses and ties worth one point

\* = Wins do not include shootout wins. Losses do not include shootout losses. For a breakdown of shootout results, please see Shootout page.

## OVERTIME continued...

### ALL-TIME OVERTIME VS. EACH TEAM

TEAM	GP	RECORD	TEAM	GP	RECORD
Abbotsford	2	1-0-0	Manitoba	7	3-0-0
Albany ( <i>Devils</i> )	6	2-0-0	Milwaukee	2	1-0-0
Albany ( <i>River Rats</i> )	13	1-3-5	Norfolk	25	6-7-3
Binghamton ( <i>Devils</i> )	4	3-0-0	Philadelphia/Adirondack/ Lehigh Valley	29	6-8-3
Binghamton ( <i>Senators</i> )	23	4-6-4	Portland	11	2-4-0
Bridgeport	17	2-8-1	Providence	15	4-3-1
Charlotte	1	0-0-0	Québec	1	1-0-0
Chicago	1	0-0-1	Rochester	12	3-2-6
Cincinnati	1	0-0-1	Saint John	3	1-0-2
Cleveland ( <i>Barons</i> )	2	0-1-1	St. John's ( <i>Ice Caps</i> )	4	3-1-0
Grand Rapids	2	0-0-0	St. John's ( <i>Maple Leafs</i> )	5	0-0-5
Hamilton	4	0-0-1	San Antonio	2	1-0-1
Hartford/Connecticut	11	5-2-1	Springfield ( <i>Falcons</i> )	8	3-1-1
Hershey	53	20-11-4	Springfield ( <i>Thunderbirds</i> )	1	0-1-0
Houston	1	0-0-0	Syracuse	24	4-3-6
Kentucky	1	0-0-1	Toronto	5	0-2-0
Laval	1	1-0-0	Utica	5	1-2-0
Louisville	1	1-0-0	Worcester ( <i>Ice Cats</i> )	2	0-2-0
Lowell ( <i>Lock Monsters</i> )	1	0-1-0	Worcester ( <i>Sharks</i> )	1	0-0-0
Manchester	4	1-0-0			
			<b>TOTALS</b>	<b>311</b>	<b>80-68-48</b>
					W - L - T

### OVERTIME WINS

DATE	GAME-WINNING GOAL	TIME	OPPONENT	GOALIE	SCORE
12/19/99	Valentin Morozov	0:28	at Hershey	David Aebischer	4-3
11/17/00	Billy Tibbetts	3:34	at Rochester	Tom Askey	5-4
11/26/00	Sven Butenschön	1:07	at Hershey	Philippe Sauvé	4-3
3/31/01	Alexander Zevakhin	4:51	HERSHEY	Frédéric Cassivi	3-2
4/06/01	Trent Cull	1:01	SYRACUSE	Marc Lamothe	2-1
11/02/01	Tom Kostopoulos	1:02	at Québec	Luc Bélanger	4-3
1/11/02	Shane Endicott	2:19	at Norfolk	Craig Anderson	4-3
1/18/02	Billy Tibbetts	4:32	HERSHEY	Philippe Sauvé	3-2
2/10/02	Tom Kostopoulos	1:17	NORFOLK	Michael Leighton	5-4
11/29/02	Kris Beech	1:28	SAINT JOHN	Dany Sabourin	4-3
4/06/03	Toby Petersen	0:56	at Philadelphia	Neil Little	4-3
11/01/03	Tom Kostopoulos	0:45	at Hershey	Peter Budaj	3-2
12/30/03	Kris Beech	0:14	BRIDGEPORT	Rick DiPietro	2-1
2/21/04	Guillaume Lefebvre	3:00	at Syracuse	Fred Brathwaite	2-1
11/19/05	Chris Kelleher	0:40	NORFOLK	Corey Crawford	3-2
12/02/05	Jonathan Filewich	2:57	at Norfolk	Adam Munro	3-2



## OVERTIME WINS continued...

DATE	GAME-WINNING GOAL	TIME	OPPONENT	GOALIE	SCORE
2/25/06	Erik Christensen	4:03	at Manitoba	Maxime Ouellet	3-2
4/15/06	Krystofer Kolanos	3:04	PHILADELPHIA	Réjean Beauchemin	4-3
10/04/06	Erik Christensen	4:43	MANITOBA	Drew MacIntyre	3-2
3/03/07	Kyle Brodziak	0:26	ALBANY	Tyler Weiman	3-2
3/23/07	Tyler Spurgeon	4:39	NORFOLK	Nolan Schaefer	2-1
11/24/07	Chris Minard	2:24	at Binghamton	Brian Elliott	4-3
2/20/08	Tim Brent	0:12	HERSHEY	Daren Machesney	3-2
4/06/08	Dave Gove	3:07	at Hershey	Frédéric Cassivi	4-3
2/06/09	Reid Cashman	4:18	SAN ANTONIO	Josh Tordjman	4-3
10/29/09	Ryan Bayda	0:39	at Manitoba	Daren Machesney	1-0
12/11/09	Dustin Jeffrey	0:28	BINGHAMTON	Andy Chiodo	3-2
3/19/10	Deryk Engelland	4:26	SPRINGFIELD	Jean-Philippe Levasseur	5-4
12/15/10	Nick Johnson	1:50	ABBOTSFORD	Matt Keetley	2-1
1/08/11	Dustin Jeffrey	2:58	PROVIDENCE	Nolan Schaefer	2-1
3/27/11	Bryan Lerg	3:17	at Hershey	Braden Holtby	3-2
4/02/11	Geoff Walker	3:11	ROCHESTER	Marc Cheverie	4-3
11/11/11	Simon Després	0:57	at Hershey	Dany Sabourin	5-4
1/15/12	Ben Street	1:33	at St. John's	Eddie Pasquale	4-3
1/27/12	Jason Williams	4:06	at Connecticut	Chad Johnson	3-2
2/11/12	Alexandre Picard	0:36	PORTLAND	Marc Cheverie	4-3
10/26/12	Paul Thompson	4:46	ROCHESTER	David Leggio	5-4
1/20/13	Paul Thompson	1:19	at Hershey	Dany Sabourin	2-1
2/03/13	Chad Kolarik	4:49	at Hershey	Dany Sabourin	2-1
2/23/13	Joe Morrow	4:07	CONNECTICUT	Cam Talbot	2-1
3/09/13	Chad Kolarik	0:38	at Portland	Mike Lee	4-3
4/05/13	Alex Grant	1:19	at Adirondack	Brian Boucher	3-2
4/14/13	Chad Kolarik	2:09	at St. John's	Eddie Pasquale	5-4
10/20/13	Brendan Mikkelsen	0:22	at Manchester	Jean-François Bérubé	4-3
11/01/13	Brenden Mikkelsen	4:35	HERSHEY	Philipp Grubauer	3-2
3/23/14	Chuck Kobasew	1:22	at Albany	Keith Kinkaid	3-2
4/05/14	Nick Drazenovic	1:02	ALBANY	Keith Kinkaid	1-0
10/17/14	Reid McNeill	2:56	at St. John's	Peter Budaj	2-1
10/29/14	Jean-Sébastien Dea	4:58	at Lehigh Valley	Rob Zepp	2-1
11/07/14	Jayson Megna	1:01	HERSHEY	Philipp Grubauer	3-2
11/09/14	Jean-Sébastien Dea	3:21	SYRACUSE	Andrei Vasilevskiy	5-4
12/14/14	Adam Payerl	3:10	HERSHEY	Philipp Grubauer	3-2
1/24/15	Tom Kostopoulos	3:08	at Norfolk	Jason LaBarbera	3-2
2/28/15	Andrew Ebbett	2:27	at Hartford	Yann Danis	3-2
10/09/15	Scott Wilson	1:18	at Providence	Zane McIntyre	2-1
10/24/15	Dominik Simon	0:36	SPRINGFIELD	Louis Domingue	3-2
11/15/15	Scott Wilson	0:34	at Hartford	Magnus Hellberg	7-6
11/25/15	Derrick Pouliot	3:55	at Binghamton	Matt O'Connor	4-3
2/05/16	Carter Rowney	0:24	at Springfield	Niklas Treutle	4-3
2/09/16	Carter Rowney	0:33	at Utica	Richard Bachman	4-3

## OVERTIME WINS continued...

DATE	GAME-WINNING GOAL	TIME	OPPONENT	GOALIE	SCORE
3/09/16	Carter Rowney	3:28	LEHIGH VALLEY	Anthony Stolarz	6-5
3/20/16	Will O'Neill	3:07	at Hershey	Justin Peters	6-5
3/25/16	Kael Mouillierat	2:12	at Binghamton	Matt O'Connor	3-2
10/23/16	Dominik Simon ( <i>penalty shot</i> )	1:52	at Hershey	Vítek Vaněček	2-1
11/19/16	Carter Rowney	2:01	at Hershey	Joe Cannata	4-3
1/8/17	David Warsofsky	1:55	at Hershey	Vítek Vaněček	6-5
1/25/17	David Warsofsky	4:58	SYRACUSE	Kristers Gudjevskis	3-2
2/10/17	Kevin Porter	2:55	HERSHEY	Vítek Vaněček	4-3
2/25/17	Barry Goers	4:45	at Lehigh Valley	Alex Lyon	4-3
10/20/17	Teddy Blueger	2:44	LAVAL	Charlie Lindgren	6-5
11/11/17	Ryan Haggerty	0:20	PROVIDENCE	Zane McIntyre	4-3
12/1/17	Jean-Sébastien Dea	2:51	MILWAUKEE	Juuse Saros	5-4
12/22/17	Teddy Blueger	4:19	BINGHAMTON	Ken Appleby	4-3
12/30/17	Dominik Simon	3:05	at Hershey	Vítek Vaněček	2-1
1/3/18	Teddy Blueger	0:26	BRIDGEPORT	Chris Gibson	3-2
1/27/18	Zach Aston-Reese	3:28	BINGHAMTON	Mackenzie Blackwood	4-3
3/9/18	Teddy Blueger	4:00	at Binghamton	Eddie Läck	3-2
3/30/18	Daniel Sprong	4:20	at Hartford	Alexandar Georgiev	4-3

## OVERTIME LOSSES

DATE	GAME-WINNING GOAL	TIME	OPPONENT	GOALIE	SCORE
10/20/99	Jeff Williams	3:41	at Albany	David Weninger	5-4
2/01/00	Pierre Dagenais	4:47	ALBANY	Ryan Bach	4-3
3/22/00	Chris O'Sullivan	0:55	SYRACUSE	Michel Larocque	5-4
4/01/00	Jeff Williams	0:58	at Albany	Michel Larocque	4-3
4/05/00	Mark Greig	3:54	at Philadelphia	Michel Larocque	3-2
1/19/01	Dan Peters	1:30	PHILADELPHIA	Rich Parent	4-3
3/16/01	Dan Trebil	1:30	at Worcester	Rich Parent	3-2
10/30/01	Matt Herr	3:19	HERSHEY	Sébastien Caron	4-3
11/23/01	Christian Matte	3:32	at Rochester	Sébastien Caron	3-2
12/27/01	Brett Harkins	2:58	at Syracuse	Sébastien Caron	2-1
11/20/02	Brian Willsie	1:04	HERSHEY	Sébastien Caron	4-3
12/01/02	Chris Hajt	0:38	at Portland	Robbie Tallas	3-2
12/26/02	Jack Baker	1:28	PHILADELPHIA	Robbie Tallas	4-3
2/16/03	Antoine Vermette	3:43	at Binghamton	Mike Valley	3-2
2/28/03	Chad Wiseman	0:55	at Cleveland	Robbie Tallas	5-4
11/16/03	Derek Bekar	1:38	at Bridgeport	Andy Chiodo	3-2
11/21/03	Steve Brulé	3:45	HERSHEY	Martin Brochu	3-2
12/27/03	Eric Perrin	3:16	at Hershey	Andy Chiodo	4-3
1/09/04	Tomáš Malec	2:43	at Lowell	Andy Chiodo	2-1
2/13/04	Graham Mink	3:22	PORTLAND	Andy Chiodo	1-0
3/19/04	John Slaney	1:24	at Philadelphia	Andy Chiodo	3-2
3/31/04	Jeff Hamilton	4:35	at Bridgeport	Andy Chiodo	3-2
4/10/04	Jozef Balej	4:35	at Hartford	Andy Chiodo	3-2



## OVERTIME LOSSES continued...

DATE	GAME-WINNING GOAL	TIME	OPPONENT	GOALIE	SCORE
10/20/04	René Bourque	1:26	at Norfolk	Andy Chiodo	4-3
11/14/04	Jim Campbell	3:30	at Bridgeport	Andy Chiodo	3-2
11/19/04	Antoine Vermette	2:56	at Binghamton	Marc-André Fleury	3-2
11/20/04	Denis Hamel	3:33	BINGHAMTON	Andy Chiodo	5-4
1/14/05	Jesse Fibiger	1:35	at Binghamton	Andy Chiodo	4-3
3/12/05	René Bourque	0:38	at Norfolk	Marc-André Fleury	3-2
4/02/05	Eric Boguniecki	3:18	WORCESTER	Dany Sabourin	4-3
11/04/05	Doug O'Brien	3:03	SPRINGFIELD	Marc-André Fleury	4-3
11/23/05	Jonathan Sigalet	4:22	PROVIDENCE	Marc-André Fleury	2-1
1/14/06	Jared Aulin	2:03	at Hershey	Dany Sabourin	2-1
3/17/06	Marc Cavosie	2:03	at Philadelphia	Dany Sabourin	3-2
3/26/06	Graham Mink	4:52	at Hershey	Dany Sabourin	3-2
11/12/06	Mārtiņš Karsums	1:57	at Providence	Jeff Drouin-Deslauriers	4-3
12/15/06	Kris Newbury	4:24	TORONTO	Jeff Drouin-Deslauriers	6-5
4/05/08	Kyle Greentree	1:39	PHILADELPHIA	John Curry	2-1
4/09/08	Blake Comeau	2:30	BRIDGEPORT	John Curry	4-3
4/12/08	Paul Szczechura	0:41	NORFOLK	John Curry	3-2
11/29/08	Matt Smaby	2:13	at Norfolk	Adam Berkhoel	3-2
3/01/09	Mark Wotton	0:52	BRIDGEPORT	John Curry	3-2
4/08/09	Radek Smoleňák	3:52	NORFOLK	John Curry	4-3
10/24/09	Greg Moore	2:20	at Bridgeport	Brad Thiessen	2-1
3/14/10	Joey Mormina	3:37	at Adirondack	Brad Thiessen	2-1
10/15/11	Mark Parrish	3:29	BINGHAMTON	Brad Thiessen	5-4
1/25/12	Craig Cunningham	0:27	PROVIDENCE	Brad Thiessen	4-3
12/07/12	Kevin Marshall	3:18	HERSHEY	Jeff Zatkoff	5-4
12/29/12	Patrick Maroon	1:21	NORFOLK	Jeff Zatkoff	3-2
11/30/13	David Kolomatis	4:53	at Hershey	Jeff Drouin-Deslauriers	3-2
2/09/14	Dustin Gazley	0:47	at Hershey	Eric Hartzell	4-3
2/19/14	Chris Wideman	0:30	BINGHAMTON	Jeff Drouin-Deslauriers	4-3
10/31/13	Brandon Yip	1:14	at Norfolk	Matt Murray	3-2

## OVERTIME LOSSES continued...

DATE	GAME-WINNING GOAL	TIME	OPPONENT	GOALIE	SCORE
2/07/15	Mike Moore	3:24	at Hershey	Jeff Zatkoff	4-3
3/20/15	Slater Koekkoek	4:52	at Syracuse	Matt Murray	2-1
1/29/16	Cole Bardreau	4:16	at Lehigh Valley	Tristan Jarry	4-3
2/13/16	Michael Matheson	1:29	PORTLAND	Tristan Jarry	2-1
2/14/15	Dylan Olsen	3:31	PORTLAND	Matt Murray	3-2
2/21/16	Cal O'Reilly	1:55	at Rochester	Tristan Jarry	3-2
10/29/16	Chase Balisy	1:30	at Springfield	Tristan Jarry	2-1
11/25/16	Connor Jones	3:55	at Bridgeport	Casey DeSmith	3-2
12/4/16	Chris Terry	4:34	at St. John's	Casey DeSmith	3-2
12/3/17	Chris Bourque	1:15	at Hershey	Anthony Peters	4-3
12/16/17	Sebastien Aho	0:26	at Bridgeport	Casey DeSmith	3-2
1/21/18	Vince Pedrie	2:25	at Hartford	Anthony Peters	1-0
2/17/18	Patrick Wiercioch	0:49	UTICA	Casey DeSmith	5-4
3/20/18	Adam Brooks	1:17	at Toronto	Tristan Jarry	4-3
3/23/18	Ashton Sautner	1:15	at Utica	Tristan Jarry	5-4

# SHOOTOUT

## ALL-TIME RECORD

YEAR	OVERALL			HOME			ROAD		
	GP	W	L	GP	W	L	GP	W	L
2004-05	11	4	7	4	1	3	7	3	4
2005-06	11	5	6	6	3	2	6	2	4
2006-07	11	7	4	1	1	0	10	6	4
2007-08	11	7	4	6	4	2	5	3	2
2008-09	9	6	3	5	3	2	4	3	1
2009-10	7	4	3	5	4	1	2	0	2
2010-11	8	7	1	5	5	0	3	2	1
2011-12	12	7	5	4	2	2	8	5	3
2012-13	9	7	2	5	3	2	4	4	0
2013-14	9	4	5	2	0	2	7	4	3
2014-15	4	0	4	1	0	1	3	0	3
2015-16	3	1	2	1	0	1	2	1	1
2016-17	3	1	2	2	0	2	1	1	0
2017-18	7	4	3	2	1	1	5	3	2
<b>TOTALS</b>	<b>115</b>	<b>64</b>	<b>51</b>	<b>48</b>	<b>27</b>	<b>21</b>	<b>67</b>	<b>37</b>	<b>30</b>

## ALL-TIME VS. EACH TEAM

TEAM	GP	RECORD	TEAM	GP	RECORD
Abbotsford	1	0-1	Manchester	3	2-1
Albany ( <i>Devils</i> )	3	3-0	Manitoba	4	2-2
Albany ( <i>River Rats</i> )	5	3-2	Milwaukee	1	0-1
Adirondack/Lehigh Valley	12	4-8	Norfolk	9	8-1
Binghamton ( <i>Devils</i> )	1	1-0	Portland	5	2-3
Binghamton ( <i>Senators</i> )	9	6-3	Providence	7	4-3
Bridgeport	6	4-2	Rochester	1	1-0
Charlotte	1	1-0	Springfield ( <i>Falcons</i> )	3	2-1
Grand Rapids	2	1-1	Syracuse	11	6-5
Hamilton	3	2-1	Toronto	3	2-1
Hartford/Connecticut	3	1-1	Utica	2	0-2
Hershey	18	7-11	Worcester ( <i>Sharks</i> )	1	0-1
Houston	1	1-0	<b>TOTALS</b>	<b>115</b>	<b>64-51</b>

## ALL-TIME SHOOTOUT RESULTS

DATE	OPPONENT	W/L	WINNING GOAL	WINNING GOALIE	LOSING GOALIE	SO SCORE (Rounds)	FINAL
10/27/04	vs. Syracuse	L	Matthias Trattnig	Pascal Leclaire	Andy Chidoo	4-3 (7)	4-3
11/06/04	vs. Norfolk	W	Kris Beech	Marc-André Fleury	Craig Anderson	3-2 (8)	3-2
11/12/04	@ Philadelphia	L	R.J. Umberger	Antero Niittymäki	Marc-André Fleury	3-2 (5)	3-2
12/01/05	@ Philadelphia	L	Ben Stafford	Antero Niittymäki	Marc-André Fleury	4-3 (7)	3-2
1/01/05	@ Springfield	W	Michel Ouellet	Andy Chiodo	Jamie Storr	3-2 (6)	5-4
1/08/05	vs. Philadelphia	L	Patrick Sharp	Neil Little	Dany Sabourin	4-3 (6)	4-3
1/18/05	@ Manitoba	W	Colby Armstrong	Andy Chiodo	Alex Auld	3-1 (5)	5-4
1/20/05	@ Manitoba	L	Josh Green	Alex Auld	Marc-André Fleury	3-2 (6)	3-2
1/29/05	@ Syracuse	L	Matthias Trattnig	Karl Goehring	Dany Sabourin	2-0 (4)	2-1
3/18/05	@ Syracuse	W	Kenny Corupe	Marc-André Fleury	Andrew Penner	4-1 (4)	5-4
3/26/05	vs. Providence	L	Ben Guité	Hannu Toivonen	Marc-André Fleury	1-0 (5)	2-1
10/09/05	@ Hershey	W	Michel Ouellet	Dany Sabourin	Frédéric Cassivi	3-2 (6)	4-3
11/06/05	@ Philadelphia	W	Matt Hussey	Dany Sabourin	Jamie Storr	4-3 (9)	5-4
12/04/06	@ Hershey	L	Boyd Gordon	Frédéric Cassivi	Dany Sabourin	2-1 (5)	3-2
12/17/06	vs. Norfolk	W	Árpád Mihály	Dany Sabourin	Corey Crawford	2-0 (4)	2-1
1/25/06	vs. Bridgeport	L	Jeremy Colliton	Frédéric Cloutier	Dany Sabourin	2-1 (5)	4-3
1/28/06	vs. Norfolk	W	Kenny Corupe	Dany Sabourin	Scott Reid	2-1 (5)	4-3
2/18/06	@ Springfield	L	Dan Cavanaugh	Jonathan Boutin	Dany Sabourin	2-1 (5)	2-1
3/15/06	@ Binghamton	L	Charlie Stephens	Kelly Guard	Andy Chiodo	2-0 (4)	3-2
3/22/06	vs. Portland	L	Zenon Konopka	Jani Hurme	Dany Sabourin	3-2 (9)	2-1
3/25/06	vs. Albany	W	Erik Christensen	Andy Chiodo	Frank Doyle	3-0 (3)	2-1
4/12/06	@ Syracuse	L	Andy Delmore	Andrew Penner	Andy Chiodo	3-2 (9)	2-1
10/26/06	@ Manitoba	W	Ryan Stone	Andrew Penner	Drew MacIntyre	2-1 (5)	3-2
11/15/06	@ Bridgeport	W	Rob Schremp	Jeff Drouin-Deslauriers	Wade Dubielewicz	2-1 (5)	3-2
11/25/06	@ Binghamton	L	Jeff Heerema	Kelly Guard	Andrew Penner	3-2 (5)	6-5
11/26/06	@ Hershey	W	Marc-Antoine Pouliot	Jeff Drouin-Deslauriers	Frédéric Cassivi	3-2 (8)	4-3

## ALL-TIME SHOOTOUT RESULTS continued...

DATE	OPPONENT	W/L	WINNING GOAL	WINNING GOALIE	LOSING GOALIE	SO SCORE (Rounds)	FINAL
12/08/06	@ Hamilton	L	Corey Locke	Yann Danis	Jeff Drouin-Deslauriers	3-2 (9)	2-1
12/29/06	@ Syracuse	W	Alexei Mikhnov	Andrew Penner	Tomáš Pöpperle	3-2 (5)	3-2
1/13/07	@ Grand Rapids	L	Ryan Keller	Joey MacDonald	Jeff Drouin-Deslauriers	3-0 (3)	4-3
2/03/07	vs. Hamilton	W	Kurtis McLean	Devan Dubnyk	Yann Danis	3-2 (9)	5-4
2/21/07	@ Hershey	L	Mike Green	Maxime Daigneault	Jeff Drouin-Deslauriers	2-0 (5)	3-2
3/09/07	@ Bridgeport	W	Robert Nilsson	Nolan Schaefer	Wade Dubielewicz	3-2 (6)	3-2
4/06/07	@ Norfolk	W	Kurtis McLean	Jeff Drouin-Deslauriers	Corey Crawford	1-0 (5)	4-3
11/02/07	vs. Toronto	W	Tim Brent	Ty Conklin	Justin Pogge	4-2 (5)	3-2
11/03/07	vs. Norfolk	W	Jeff Taffe	Ty Conklin	Jonathan Boutin	2-1 (8)	2-1
12/01/07	@ Hershey	W	Mark Letestu	Ty Conklin	Frédéric Cassivi	3-1 (5)	2-1
12/14/07	@ Worcester	L	Mike Morris	Thomas Greiss	John Curry	1-0 (5)	2-1
1/12/08	vs. Philadelphia	L	Štefan Ružička	Brian Boucher	Dave Brown	3-2 (6)	2-1
2/06/08	@ Norfolk	L	Junior Lessard	Marc Denis	John Curry	2-0 (5)	3-2
2/27/08	vs. Syracuse	W	Kurtis McLean	John Curry	Karl Goehring	2-1 (9)	2-1
3/08/08	@ Syracuse	W	Ryan Stone	John Curry	Karl Goehring	2-1 (5)	2-1
3/16/08	@ Providence	W	Tim Brent	Dave Brown	Tuukka Rask	3-1 (4)	2-1
3/28/08	vs. Hamilton	W	Tim Brent	John Curry	Cédric Desjardins	4-3 (6)	5-4
4/02/08	vs. Albany	L	Bryan Rodney	Michael Leighton	John Curry	2-1 (5)	4-3
10/17/08	vs. Bridgeport	L	Kurtis McLean	Yann Dannis	Adam Berkhoel	2-1 (6)	4-3
11/21/08	@ Grand Rapids	W	Janne Pesonen	Adam Berkhoel	Daniel Larsson	2-0 (4)	3-2
1/03/09	vs. Houston	W	Mark Letestu	John Curry	Nolan Schaefer	2-1 (5)	3-2
1/10/09	vs. Syracuse	L	Steve Kelly	Sebastian Dahm	Adam Berkhoel	3-2 (6)	4-3
1/23/09	@ Hershey	W	Jean-François Daoust	John Curry	Michal Neuvirth	2-1 (5)	4-3
1/30/09	vs. Hershey	W	Janne Pesonen	John Curry	Michal Neuvirth	2-0 (5)	4-3
3/18/09	vs. Philadelphia	W	Janne Pesonen	John Curry	Scott Munroe	2-1 (5)	3-2
4/01/09	@ Binghamton	W	Janne Pesonen	John Curry	Jeff Glass	3-1 (3)	3-2
4/04/09	vs. Hershey	L	Chris Bourque	Michal Neuvirth	John Curry	3-2 (5)	3-2
10/17/09	vs. Syracuse	W	Mark Letestu	John Curry	Dan LaCosta	2-0 (4)	4-3
10/30/09	@ Manitoba	L	Sergei Shirokov	Daren Machesney	John Curry	1-0 (5)	2-1
2/03/10	vs. Adirondack	W	Wyatt Smith	John Curry	Johan Backlund	2-1 (5)	5-4
2/12/10	vs. Binghamton	W	Nick Johnson	Brad Thiessen	Mike Brodeur	4-2 (5)	3-2
2/28/10	vs. Hershey	L	Mathieu Perreault	Semyon Varlamov	Brad Thiessen	3-2 (5)	2-1
3/10/10	vs. Albany	W	Nick Johnson	John Curry	Justin Pogge	3-2 (5)	4-3
3/13/10	@ Albany	L	Bryan Rodney	Mike Morrison	John Curry	2-1 (5)	5-4
10/09/10	vs. Hershey	W	Geoff Walker	Brad Thiessen	Braden Holtby	3-1 (4)	4-3
10/23/10	vs. Binghamton	W	Chris Conner	John Curry	Barry Brust	3-2 (8)	2-1
12/26/10	vs. Albany	W	Keven Veilleux	Brad Thiessen	Jeff Frazee	3-1 (4)	5-4
1/05/11	@ Charlotte	W	Nick Johnson	Brad Thiessen	Justin Pogge	3-1 (4)	3-2
2/19/11	@ Norfolk	W	Keven Veilleux	Brad Thiessen	Dustin Tokarski	2-0 (5)	2-1
2/26/11	vs. Norfolk	W	Joey Haddad	Brad Thiessen	Dustin Tokarski	5-4 (11)	3-2
3/12/11	@ Abbotsford	L	Aleš Kotalík	Jean-Philippe Lamoureux	Brad Thiessen	1-0 (5)	5-4
2/23/11	vs. Albany	W	Brett Sterling	Brad Thiessen	Mike McKenna	2-1 (5)	2-1
10/09/11	vs. Connecticut	L	Jonathan Marchessault	Chad Johnson	Scott Munroe	3-2 (5)	1-0
11/05/11	@ Binghamton	W	Bryan Lerg	Brad Thiessen	Robin Lehner	3-2 (5)	2-1

## ALL-TIME SHOOTOUT RESULTS *continued...*

DATE	OPPONENT	W/L	WINNING GOAL	WINNING GOALIE	LOSING GOALIE	SO SCORE (Rounds)	FINAL
11/18/11	@ Portland	L	Brett MacLean	Curtis McElhinney	Scott Munroe	2-1 (5)	3-2
11/19/11	@ Manchester	L	Marc-Andre Cliché	Jeff Zatkoff	Brad Thiessen	3-1 (5)	4-3
11/25/11	vs. Hershey	L	Keith Aucoin	Braden Holtby	Brad Thiessen	2-1 (5)	3-2
12/28/11	@ Hershey	W	Geoff Walker	Scott Munroe	Dany Sabourin	2-1 (9)	6-5
1/06/12	vs. Rochester	W	Eric Tangradi	Brad Thiessen	Drew MacIntyre	3-2 (8)	4-5
2/05/12	@ Hershey	L	Ryan Potulny	Braden Holtby	Scott Munroe	2-1 (5)	4-3
2/23/12	vs. Manchester	W	Bryan Lerg	Scott Munroe	Martin Jones	2-1 (5)	7-6
3/09/12	@ Providence	W	Colin McDonald	Scott Munroe	Michael Hutchinson	1-0 (6)	3-2
3/10/12	@ Bridgeport	W	Cal O'Reilly	Scott Munroe	Kevin Poulin	2-0 (4)	5-4
3/11/12	@ Springfield	W	Colin McDonald	Patrick Killeen	Paul Dainton	2-1 (5)	4-3
11/07/12	vs. Binghamton	W	Tom Kühnhackl	Jeff Zatkoff	Robin Lehner	3-2 (8)	1-0
11/10/12	vs. Portland	W	Benn Ferriero	Brad Thiessen	Mark Visentin	2-0 (5)	4-3
11/25/12	@ Albany	W	Jayson Megna	Brad Thiessen	Keith Kinkaid	1-0 (5)	5-4
12/08/12	vs. Portland	L	Rob Klinkhammer	Mike Lee	Brad Thiessen	2-0 (4)	4-3
2/24/13	@ Bridgeport	W	Riley Holzapfel	Brad Thiessen	Ken Reiter	2-1 (5)	2-1
3/02/13	vs. Albany	W	Adam Payerl	Jeff Zatkoff	Maxime Clemont	3-2 (6)	2-1
3/10/13	@ Manchester	W	Riley Holzapfel	Jeff Zatkoff	Martin Jones	2-0 (4)	5-4
3/29/13	vs. Providence	L	Christian Hanson	Niklas Svedberg	Brad Thiessen	2-1 (8)	3-2
3/30/13	@ Binghamton	W	Trevor Smith	Jeff Zatkoff	Nathan Lawson	3-2 (5)	3-2
10/25/13	@ Binghamton	L	Stéphane Da Costa	Nathan Lawson	Jeff Drouin-Deslauriers	2-0 (4)	4-3
11/06/13	vs. Syracuse	L	Tanner Richard	Kristers Gudļevskis	Jeff Drouin-Deslauriers	2-0 (4)	4-3
12/28/13	@ Hershey	L	Ryan Potulny	David Leggio	Eric Hartzell	2-1 (5)	2-1
1/03/14	@ Hartford	W	Paul Thompson	Jeff Drouin-Deslauriers	Dov Grumet-Morris	2-1 (6)	2-1
1/25/14	@ Norfolk	W	Tom Kühnhackl	Eric Hartzell	Brad Thiessen	1-0 (8)	2-1
2/22/14	vs. Providence	L	Ryan Spooner	Niklas Svedberg	Jeff Drouin-Deslauriers	3-2 (5)	4-3
3/07/14	@ Utica	L	Cal O'Reilly	Joacim Eriksson	Peter Mannino	1-0 (5)	2-1
3/09/14	@ Toronto	W	Nick Drazenovic	Jeff Drouin-Deslauriers	Drew MacIntyre	3-1 (4)	4-3
4/11/14	@ Syracuse	W	Anton Zlobin	Tomáš Voukon	Cédric Desjardins	2-0 (5)	3-2
11/26/14	@ Hershey	L	Chris Brown	Philipp Grubauer	Jeff Zatkoff	2-1 (4)	2-1
12/13/14	@ Lehigh Valley	L	Nick Cousins	Anthony Stolarz	Matt Murray	3-2 (4)	2-1
1/03/14	@ Hershey	L	Philippe Cornet	Pheonix Copley	Jeff Zatkoff	1-0 (5)	2-1
2/14/15	vs. Lehigh Valley	L	Taylor Leier	Rob Zepp	Jeff Zatkoff	2-1 (4)	5-4
12/18/15	vs. Toronto	L	Nikita Soshnikov	Antoine Bibeau	Brian Foster	1-0 (3)	4-3
2/26/16	@ Portland	W	Kael Mouillierat	Matt Murray	Mike McKenna	2-0 (3)	3-2
4/17/16	@ Hershey	L	Riley Barber	Vítek Vaněček	Sean Maguire	2-0 (3)	2-1
11/6/16	@ Providence	W	Garrett Wilson	Tristan Jarry	Daniel Vladař	1-0 (4)	5-4
4/2/17	vs. Utica	L	Curtis Valk	Thatcher Demko	Tristan Jarry	1-0 (3)	3-2
4/12/17	vs. Lehigh Valley	L	Corban Knight	Alex Lyon	Casey DeSmith	1-0 (3)	2-1
10/21/17	vs. Hartford	W	Jean-Sébastien Dea	Casey DeSmith	Alexandar Georgiev	1-0 (3)	3-2
11/3/17	@ Lehigh Valley	W	Christian Thomas	Casey DeSmith	Dustin Tokarski	1-0 (3)	6-5
11/5/17	vs. Hershey	L	Wayne Simpson	Pheonix Copley	Casey DeSmith	1-0 (3)	3-2
2/11/18	@ Providence	W	Jean-Sébastien Dea	Casey DeSmith	Zane McIntyre	1-0 (3)	3-2
3/4/18	@ Milwaukee	L	Anthony Richard	Anders Lindbäck	Anthony Peters	2-1 (4)	3-2
3/24/18	@ Binghamton	W	Garrett Wilson	Michael Leighton	Mackenzie Blackwood	2-1 (8)	5-4
4/14/18	@ Lehigh Valley	L	Nicolas Aubé-Kubel	Alex Lyon	Michael Leighton	1-0 (4)	2-1

# PENGUINS SHOOTOUT ATTEMPTS

PLAYER	G	Att.	SO%
Spencer Machacek	1	1	100
Kael Mouillierat	1	1	100
Lasse Pirjetä	1	1	100
Zach Sill	1	1	100
Ryan Whitney	1	1	100
Brett Sterling	5	6	83.3
Keven Veilleux	5	6	83.3
Janne Pesonen	9	11	81.8
Ben Eaves	2	3	66.7
Robert Nilsson	2	3	66.7
Cal O'Reilly	2	3	66.7
Miroslav Šatan	2	3	66.7
Christian Thomas	2	3	66.7
Nick Johnson	5	8	62.5
Kenny Corupe	7	12	58.3
Michel Ouellet	11	19	57.9
Wyatt Smith	4	7	57.1
Mark Letestu	10	18	55.6
Erik Christensen	11	22	50.0
Tim Brent	7	14	50.0
Bryan Lerg	6	12	50.0
Colin McDonald	5	10	50.0
Geoff Walker	5	10	50.0
Jean-Michel Daoust	4	8	50.0
Krystofer Kolanos	3	6	50.0
Tom Kühnhackl	3	6	50.0
Niko Dimitrakos	2	4	50.0
Garrett Wilson	2	4	50.0
Josh Archibald	1	2	50.0
Chris Collins	1	2	50.0
Joey Haddad	1	2	50.0
Kristopher Letang	1	2	50.0
Adam Payerl	1	2	50.0
Bryan Rust	1	2	50.0
Anton Zlobin	1	2	50.0
Tyler Kennedy	4	9	44.4



Riley Holzapfel	3	7	42.9
Trevor Smith	3	7	42.9
Kris Beech	4	10	40.0
Chad Kolarik	2	5	40.0
Eric Tangradi	2	5	40.0
Tom Kostopoulos	3	8	37.5
Dustin Jeffrey	4	12	33.3
Rob Schremp	4	12	33.3
Jean-Sébastien Dea	3	9	33.3
Nick Drazenovic	3	9	33.3
Colby Armstrong	2	6	33.3
Chris Minard	2	6	33.3
Marc-Antoine Pouliot	2	6	33.3
Ramzi Abid	1	3	33.3
Connor James	1	3	33.3
Alexei Mikhnov	1	3	33.3
Árpád Mihály	1	3	33.3
Konstantin Pushkarev	1	3	33.3
Kurtis McLean	6	19	31.6
Jeff Taffe	4	13	30.8
Daniel Carcillo	3	11	27.2
Andrew Ebbett	2	8	25.0
Andrew Hutchinson	1	4	25.0
Daniel Sprong	1	4	25.0
Chris Conner	2	9	22.2
Jayson Megna	2	9	22.2
Ryan Stone	3	14	21.4
Paul Thompson	2	10	20.0
Brian Gibbons	1	6	16.7
Dominik Simon	1	6	16.7
Matt Hussey	1	7	14.3
Jason Williams	1	9	11.1
Benn Ferriero	1	4	25.0
Zach Aston-Reese	0	1	0.0
Ryan Bayda	0	1	0.0
Teddy Blueger	0	1	0.0
Joseph Cramarossa	0	1	0.0
Nick D'Agostino	0	1	0.0
Philippe Dupuis	0	1	0.0
Shane Endicott	0	1	0.0



continued on next page...



## PENGUINS SHOOTOUT ATTEMPTS continued...

PLAYER	G	Att.	SO%			
Rico Fata	0	1	0.0	Mark Ardelan	0	2 0.0
Jake Guentzel	0	1	0.0	Kyle Brodziak	0	2 0.0
Ryan Haggerty	0	1	0.0	Luca Caputi	0	2 0.0
Jean-François Jacques	0	1	0.0	Simon Després	0	2 0.0
Joe Jensen	0	1	0.0	Brian Dumoulin	0	2 0.0
Josh Jooris	0	1	0.0	Micki DuPont	0	2 0.0
Chuck Kobasew	0	1	0.0	Dave Gove	0	2 0.0
Denver Manderson	0	1	0.0	Chris Kelleher	0	2 0.0
Matt Murley	0	1	0.0	Brenden Mikkelsen	0	2 0.0
Will O'Neill	0	1	0.0	Conor Sheary	0	2 0.0
Ronald Petrovický	0	1	0.0	Tomáš Surový	0	2 0.0
Alex Picard	0	1	0.0	Zach Torquato	0	2 0.0
Kevin Porter	0	1	0.0	Tim Wallace	0	2 0.0
Gage Quinney	0	1	0.0	Scott Wilson	0	2 0.0
Carter Rowney	0	1	0.0	Ryan Craig	0	3 0.0
Colin Smith	0	1	0.0	Stephen Dixon	0	3 0.0
Oskar Sundqvist	0	1	0.0	Harry Zolnierczyk	0	4 0.0
Maxime Talbot	0	1	0.0	Nick Petersen	0	5 0.0
Petr Tatíček	0	1	0.0	Beau Bennett	0	6 0.0
Joe Vitale	0	1	0.0	Alex Goligoski	0	6 0.0
David Warsofsky	0	1	0.0	Jonathan Filewich	0	9 0.0
				Ben Street	0	9 0.0
				<b>TOTALS</b>	<b>205</b>	<b>721 28.4</b>

## PENGUINS GOALIES IN SHOOTOUTS

PLAYER	Record	Shots	Saves	GA	SV%
Tomáš Voukon	1-0	4	4	0	1.00
Casey DeSmith	3-2	13	11	2	.846
Eric Hartzell	1-1	12	10	2	.833
Michael Leighton	1-1	12	10	1	.833
Tristan Jarry	1-1	6	5	1	.833
Patrick Killeen	1-0	5	4	1	.800
Peter Mannino	0-1	5	4	1	.800
Devan Dubnyk	1-0	9	7	2	.778
Scott Munroe	4-3	37	28	9	.757
Ty Conklin	3-0	16	12	4	.750
Jeff Zatkoff	4-3	23	17	6	.739
John Curry	12-6	93	68	25	.731
Brad Thiessen	12-6	93	65	28	.699
Jeff Drouin-Deslauriers	5-6	35	24	11	.686
Brian Foster	0-1	3	2	1	.667
Nolan Schaefer	1-0	6	4	2	.667
Adam Berkhoele	1-2	16	11	5	.647
Dany Sabourin	4-6	56	35	21	.625
Andy Chiodo	3-3	32	20	12	.625
Dave Brown	1-1	10	6	4	.600
Marc-André Fleury	2-4	34	20	14	.588
Andrew Penner	2-1	14	8	6	.571
Matt Murray	1-1	6	3	3	.500
Anthony Peters	0-1	4	2	2	.500
Sean Maguire	0-1	3	1	2	.333
<b>TOTALS</b>	<b>64-51</b>	<b>547</b>	<b>381</b>	<b>166</b>	<b>.697</b>

# ROOKIES

## POINT LEADERS PER SEASON

YEAR	PLAYER	PTS
1999-00	Tom Kostopoulos	58
2000-01	Toby Petersen*	67
2001-02	Shane Endicott	39
2002-03	Matt Murley	58
2003-04	Michel Ouellet*	49
2004-05	Ryan Whitney	41
2005-06	Jonathan Filewich	36
2006-07	Rob Schremp	53
2007-08	Alex Goligoski	38
2008-09	Luca Caputi	45
2009-10	Eric Tangradi	39
2010-11	Keven Veilleux	36
2011-12	Alex Grant	37
2012-13	Beau Bennett	28
2013-14	Scott Harrington	24
2014-15	Conor Sheary*	45
2015-16	Dominik Simon	48
2016-17	Jake Guentzel	42
2017-18	Daniel Sprong	65



\* = led entire team

## ALL-TIME ROOKIE LEADERS

### GOALS

PLAYER	G	YEAR
Daniel Sprong*	32	2017-18
Michel Ouellet*	30	2003-04
Toby Petersen*	26	2000-01
Tom Kostopoulos	26	1999-00
Dominik Simon*	25	2015-16
Tomáš Surový	23	2001-02
Jonathan Filewich	22	2005-06
Greg Crozier	22	1999-00
Jake Guentzel	21	2016-17
Matt Murley	21	2002-03
Milan Kraft	21	2000-01

### ASSISTS

PLAYER	A	YEAR
Toby Petersen*	41	2000-01
Matt Murley	37	2002-03
Rob Schremp*	36	2006-07
Ryan Whitney	35	2004-05
Daniel Sprong*	33	2017-18
Tom Kostopoulos	32	1999-00
Alex Goligoski	28	2007-08
Alex Grant	27	2011-12
Joe Vitale	26	2009-10
Luca Caputi	26	2008-09
Tom Gilbert	26	2006-07

### POINTS

PLAYER	PTS	YEAR
Toby Petersen*	67	2000-01
Daniel Sprong*	65	2017-18
Tom Kostopoulos	58	1999-00
Matt Murley	58	2002-03
Rob Schremp	53	2006-07
Michel Ouellet*	49	2003-04
Dominik Simon	48	2015-16
Conor Sheary*	45	2014-15
Luca Caputi	45	2008-09
Greg Crozier	44	1999-00
Milan Kraft	44	2000-01

\* = led entire team

# HAT TRICKS

	DATE	OPP.	GOALIE(s)
<b>1999-00 (1)</b>			
Róbert Döme	2/21	@PHI	N. Little, B. Amidovski
<b>2000-01 (0)</b>			
<b>2001-02 (2)</b>			
Éric Meloche	12/29	@HER	P. Sauvé, F. Cassivi
Tomáš Surový	4/6	@HER	S. Fankhouser
<b>2002-03 (4)</b>			
Shane Endicott	11/2	@BNG	M. Prusek
Alexander Zevakhin	12/14	@SYR	P. LeClaire
Tomáš Surový (2)	1/4	ALB	S. Clemmensen
Tom Kostopoulos	2/26	BNG	S. Lajeunesse
<b>2003-04 (1)</b>			
Michel Ouellet	12/10	HER	P. Budaj, T. Lawson
<b>2004-05 (3)</b>			
Michel Ouellet (2)	12/11	PHI	N. Little
Michel Ouellet (3)	12/31	BRI	W. Dubielewicz
Matt Murley	1/30	@PRO	H. Toivonen, ENG
<b>2005-06 (2)</b>			
Erik Christensen*	10/5	BRI	W. Dubielewicz, C. Madden
Tomáš Surový (3)	11/20	@BRI	C. Madden, ENG
<b>2006-07 (3)</b>			
Kyle Brodziak	1/6	HER	M. Daigneault, D. Machesney
Marc-Antoine Pouliot	2/7	@PHI	M. Houle, ENG
Jean-François Jacques*	2/16	BNG	J. Glass
<b>2007-08 (4)</b>			
Chris Minard	10/3	HER	F. Cassivi
Jeff Taffe	10/20	@BRI	M. Morrison
Chris Minard (2)	1/2	SYR	C. Kowalski, K. Goehring
Dave Gove	3/12	NOR	J. Boutin, ENG

	DATE	OPP.	GOALIE(s)
<b>2008-09 (1)</b>			
Chris Minard (3)	11/2	@HOU	N. Schaefer
<b>2009-10 (3)</b>			
Mark Letestu	1/29	HER	B. Holtby
Chris Conner	2/17	ALB	J. Peters, M. Morrison
Chris Conner (2)	2/27	PRO	D. Sabourin
<b>2010-11 (2)</b>			
Eric Tangradi	12/8	TOR	J. Rynnäs, B. Scrivens
Nick Johnson	12/29	SYR	J. Levasseur
<b>2011-12 (1)</b>			
Alexandre Picard	3/17	WOR	T. Sexsmith
<b>2012-13 (3)</b>			
Paul Thompson	11/4	@BRI	K. Poulin
Eric Tangradi (2)	11/16	BRI	K. Poulin
Chad Kolarik	4/14	@STJ	E. Pasquale
<b>2013-14 (0)</b>			
<b>2014-15 (1)</b>			
Jayson Megna	4/18	NOR	R. Faragher
<b>2015-16 (1)</b>			
Carter Rowney	3/6	HER	J. Peters
<b>2016-17 (2)</b>			
Oskar Sundqvist*	12/10	HER	J. Cannata
Jake Guentzel	12/17	SPR	M. McKenna
<b>2017-18 (5)</b>			
Daniel Sprong	10/20	LAV	C. Lindgren
Garrett Wilson	12/1	MIL	J. Saros
Daniel Sprong (2)	12/29	HFD	M. Mazanec
Ryan Haggerty	1/12	@BEL	M. Högberg, D. Taylor
Andrey Pedan	1/13	@LAV	M. McNiven

**HOME – 25      AWAY – 14      TOTAL – 39**  
 MOST ALL-TIME – Chris Minard; Michel Ouellet; Tomáš Surový (3)  
 MOST ONE YEAR (Indv.) – Daniel Sprong, 2017-18; Chris Conner, 2009-10;  
 Chris Minard, 2008-09; Michel Ouellet, 2002-03 (2)  
 MOST ONE YEAR (Team) – 2017-18 (5)  
 MOST AGAINST ONE OPPONENT – Hershey Bears (8)

\* = Four goals

# HAT TRICKS AGAINST

	DATE	OPP.	GOALIE(s)
<b>1999-00 (5)</b>			
Rejean Stringer	10/10	@KEN	J. Aubin, C. Hillier
Mike Maneluk	12/18	PHI	D. Weninger
Serge Aubin	12/22	HER	C. Hillier
Jarkko Ruutu	12/29	@SYR	D. Weninger
Mark Greig	4/5	@PHI	M. Larocque
<b>2000-01 (3)</b>			
Jim Montgomery, Ryan Kraft	12/8	@KEN	S. Caron
Alyn McCauley	2/24	STJ	J. Laing
<b>2001-02 (1)</b>			
Jon Sim	10/24	@UTH	S. Caron
<b>2002-03 (1)</b>			
Miroslav Zálezák	1/18	CLE	R. Tallas, M. Valley
<b>2003-04 (1)</b>			
Brad Moran	2/6	SYR	A. Chiodo, N. Boucher
<b>2004-05 (1)</b>			
Yanick Lehoux	10/16	@MCH	M. Fleury, A. Chiodo
<b>2005-06 (5)</b>			
Jean-François Fortin	10/9	@HER	D. Sabourin
Pascal Pelletier	2/19	@PRO	D. Sabourin, A. Chiodo
Marc Cavosie	3/17	@PHI	D. Sabourin
Jeff Heerema	4/5	BNG	D. Sabourin, ENG
Brent Kelly	4/15	PHI	D. Sabourin
<b>2006-07 (1)</b>			
Alexandre Giroux	11/26	@HER	J. Drouin-Deslauriers

	DATE	OPP.	GOALIE(s)
<b>2007-08 (1)</b>			
Denis Hamel	10/27	BNG	K. Goehring, ENG
<b>2008-09 (1)</b>			
Graham Mink	10/8	HER	D. Brown, A. Berkhoel
<b>2009-10 (4)</b>			
Troy Bodie	12/19	TOR	J. Curry
Chad Wiseman*	1/17	@SPR	A. Berkhoel, ENG
Mathieu Perreault	2/7	@HER	B. Thiessen
Ryan Keller	2/10	@NOR	J. Curry, ENG
<b>2010-11 (1)</b>			
Zach Boychuk	1/23	CHA	J. Curry, P. Killeen
<b>2011-12 (0)</b>			
<b>2012-13 (1)</b>			
Bobby Butler*	12/12	@ALB	B. Thiessen
<b>2013-14 (2)</b>			
Mike Sislo	11/8	ALB	P. Mannino, J. Drouin-Deslauriers
Jean-Gabriel Pageau	4/18	@BNG	P. Mannino
<b>2014-15 (0)</b>			
<b>2015-16 (4)</b>			
Craig Cunningham	2/27	@SPR	T. Jarry
Justin Florek	3/13	@BRI	T. Jarry
Alan Quine	4/2	BRI	T. Jarry
Adam Comrie	4/8	LV	T. Jarry
<b>2016-17 (0)</b>			
<b>2017-18 (0)</b>			

HOME – 14      AWAY – 18      TOTAL – 32  
 MOST ALL-TIME – 28 players tied (1)  
 MOST ALLOWED ONE YEAR – 1999-00; 2005-06 (5)  
 MOST BY ONE OPPONENT – Hershey Bears (5)

\* = Four goals

# SPECIAL TEAMS

YEAR	POWER PLAY			PENALTY KILL		
	PPG/ATTEMPTS	PCT.	AHL RANK	KILLS/ATTEMPTS	PCT.	AHL RANK
1999-00	61/388	15.7%	15 <sup>TH</sup>	264/343	77.0%	19 <sup>TH</sup>
2000-01	78/411	19.0%	T-7 <sup>TH</sup>	374/456	82.0%	7 <sup>TH</sup>
2001-02	60/427	14.1%	23 <sup>RD</sup>	367/464	79.1%	27 <sup>TH</sup>
2002-03	87/489	17.8%	6 <sup>TH</sup>	350/420	83.3%	T-16 <sup>TH</sup>
2003-04	60/405	14.8%	T-16 <sup>TH</sup>	313/390	80.3%	27 <sup>TH</sup>
2004-05	63/432	14.6%	17 <sup>TH</sup>	315/380	82.9%	20 <sup>TH</sup>
2005-06	86/522	16.5%	19 <sup>TH</sup>	419/487	86.0%	1 <sup>ST</sup>
2006-07	96/457	21.0%*	2 <sup>ND</sup>	368/430	85.6%	T-5 <sup>TH</sup>
2007-08	62/409	15.2%	20 <sup>TH</sup>	288/340	84.7%	5 <sup>TH</sup>
2008-09	77/400	19.3%	6 <sup>TH</sup>	326/388	84.0%	12 <sup>TH</sup>
2009-10	55/331	16.6%	20 <sup>TH</sup>	308/377	81.7%	T-18 <sup>TH</sup>
2010-11	64/370	17.3%	19 <sup>TH</sup>	290/347	83.6%	8 <sup>TH</sup>
2011-12	65/346	18.8%	10 <sup>TH</sup>	284/348	81.6%	22 <sup>ND</sup>
2012-13	58/385	15.1%	22 <sup>ND</sup>	307/352	87.2%*	1 <sup>ST</sup>
2013-14	51/371	13.7%	28 <sup>TH</sup>	285/343	83.1%	T-12 <sup>TH</sup>
2014-15	59/344	17.2%	T-13 <sup>TH</sup>	232/279	83.2%	17 <sup>TH</sup>
2015-16	59/318	18.6%	7 <sup>TH</sup>	264/317	83.3%	16 <sup>TH</sup>
2016-17	55/307	17.9%	14 <sup>TH</sup>	273/314	86.9%	1 <sup>ST</sup>
2017-18	41/298	13.8%	29 <sup>TH</sup>	291/355	82.0%	20 <sup>TH</sup>
<b>TOTALS</b>	<b>1237/7360</b>	<b>16.8%</b>		<b>5918/7130</b>	<b>83.0%</b>	

\* = Franchise Record



# SHORTHANDED GOALS

	DATE	OPP.	TIME	PERIOD		DATE	OPP.	TIME	PERIOD
<b>1999-00 (9)</b>									
Martin Sonnenberg	11/10	@HAM	3:54	3 <sup>RD</sup>	Michal Sivek (2)	3/10	SYR	0:24	3 <sup>RD</sup>
Róbert Döme	12/4	PHI	11:07	2 <sup>ND</sup>	Matt Murley	3/29	SYR	6:18	2 <sup>ND</sup>
John Slaney	12/27	PHI	5:44	3 <sup>RD</sup>	<b>2003-04 (3)</b>				
Tom Kostopoulos	1/9	@ALB	12:00	3 <sup>RD</sup>	Shane Endicott (2)	10/31	@ALB	7:47	2 <sup>ND</sup>
Martin Sonnenberg (2)	1/21	HER	18:47 <sup>EN</sup>	3 <sup>RD</sup>	Shane Endicott (3)	12/26	NOR	16:19	1 <sup>ST</sup>
Sven Butenschön	2/5	@HER	3:21	3 <sup>RD</sup>	Marquis Mathieu	3/6	PHI	12:31	1 <sup>ST</sup>
Tom Kostopoulos (2)	3/25	KEN	13:56	1 <sup>ST</sup>	<b>2004-05 (9)</b>				
John Slaney (2)	3/26	@PHI	0:26	2 <sup>ND</sup>	Matt Hussey (2)	10/16	@MCH	17:34	3 <sup>RD</sup>
John Slaney (3)	4/5	@PHI	7:37	2 <sup>ND</sup>	Matt Hussey (3)	10/22	@NOR	18:33	2 <sup>ND</sup>
<b>2000-01 (6)</b>					Colby Armstrong	11/21	HAM	17:07	3 <sup>RD</sup>
Billy Tibbetts	11/11	ALB	3:42	2 <sup>ND</sup>	Shane Endicott (4)			2:14	2 <sup>ND</sup>
John Slaney (4)	11/25	SYR	0:29	3 <sup>RD</sup>	Matt Murley (2)	1/18	@MB	14:32	2 <sup>ND</sup>
Jason MacDonald	12/30	RCH	7:14	2 <sup>ND</sup>	Colby Armstrong (2)	2/4	HER	19:19	3 <sup>RD</sup>
Tom Kostopoulos (3)	1/13	@CIN	6:58	2 <sup>ND</sup>	Colby Armstrong (3)	2/5	PHI	12:52	2 <sup>ND</sup>
Milan Kraft	1/19	PHI	9:22	3 <sup>RD</sup>	Matt Murley (3)	2/18	@BRI	19:07	3 <sup>RD</sup>
Michal Rozsival	1/27	NOR	14:13	1 <sup>ST</sup>	Shane Endicott (5)	2/27	@PHI	16:23	3 <sup>RD</sup>
<b>2001-02 (14)</b>					<b>2005-06 (13)</b>				
Billy Tibbetts (2)	10/6	RCH	10:29	3 <sup>RD</sup>	Ryan Stone	10/8	HER	8:07	1 <sup>ST</sup>
Tom Kostopoulos (4)	10/7	@PHI	11:09	3 <sup>RD</sup>	Erik Christensen	10/23	@BRI	15:07	2 <sup>ND</sup>
Shane Endicott	10/20	PHI	6:00	3 <sup>RD</sup>	Ryan Lannon	10/28	HER	1:08	3 <sup>RD</sup>
Tom Kostopoulos (5)	11/2	@QUE	15:35	1 <sup>ST</sup>	Kenny Corupe			19:33	2 <sup>ND</sup>
Peter Ratchuk	11/16	HFD	19:18	2 <sup>ND</sup>	Michel Ouellet	11/13	@HFD	17:27	3 <sup>RD</sup>
Martin Sonnenberg (3)	12/7	SYR	8:43	2 <sup>ND</sup>	Konstantin Koltsov	11/25	@RCH	2:43	3 <sup>RD</sup>
Éric Meloche	12/8	ALB	3:09	3 <sup>RD</sup>	Stephen Dixon	12/17	NOR	18:16	2 <sup>ND</sup>
Mike Wilson	12/29	@HER	7:30	2 <sup>ND</sup>	Noah Welch	12/23	PHI	4:06	3 <sup>RD</sup>
Billy Tibbetts (3)	1/8	HER	8:52	3 <sup>RD</sup>	Matt Hussey (4)	2/3	BRI	5:16	3 <sup>RD</sup>
Billy Tibbetts (4)	1/20	SYR	3:02	2 <sup>ND</sup>	Max Talbot	4/1	LOW	6:51	1 <sup>ST</sup>
Billy Tibbetts (5)	2/10	NOR	1:59	3 <sup>RD</sup>	Stephen Dixon (2)	4/7	NOR	16:53	2 <sup>ND</sup>
Billy Tibbetts (6)	2/18	UTH	7:32	1 <sup>ST</sup>	Max Talbot (2)	4/14	BRI	15:49	2 <sup>ND</sup>
Alexander Zevakhin	2/20	UTH			Daniel Carcillo	4/15	PHI	9:23	1 <sup>ST</sup>
Darcy Verot	3/10	SYR	1:42	2 <sup>ND</sup>	<b>2006-07 (10)</b>				
<b>2002-03 (10)</b>					Connor James	12/15	TOR	7:29	1 <sup>ST</sup>
Ross Lupaschuk	10/14	STJ	11:19	1 <sup>ST</sup>	Stephen Dixon (3)	12/22	BRI	3:22	2 <sup>ND</sup>
Matt Hussey	10/30	RCH	13:05	2 <sup>ND</sup>	Jonathan Filewich			4:23	1 <sup>ST</sup>
Éric Meloche (2)	10/30	RCH	17:30	2 <sup>ND</sup>	Jonathan Filewich (2)	12/23	NOR	4:40	2 <sup>ND</sup>
Michal Sivek	11/6	@PHI	16:31	3 <sup>RD</sup>	Stephen Dixon (4)	1/17	SYR	9:16	1 <sup>ST</sup>
Alexandre Daigle	1/29	SYR	18:17	2 <sup>ND</sup>	Kyle Brodziak	1/21	@HER	3:10	2 <sup>ND</sup>
Alexandre Daigle (2)	2/19	@UTH	2:46	1 <sup>ST</sup>	Tom Gilbert	2/2	@NOR	4:25	1 <sup>ST</sup>
Kris Beech	2/21	@UTH	2:46	3 <sup>RD</sup>	Stephen Dixon (5)	3/24	HFD	4:30	3 <sup>RD</sup>
Éric Meloche (3)	2/23	@SA	19:17	1 <sup>ST</sup>	Tyler Spurgeon	3/28	BNG	14:06	1 <sup>ST</sup>
					Stephen Dixon (6)	4/4	@NOR	3:20	1 <sup>ST</sup>

EN = Empty Net  
PS = Penalty Shot

continued on next page...

## SHORTHANDED GOALS continued...

	DATE	OPP.	TIME	PERIOD		DATE	OPP.	TIME	PERIOD
<b>2007-08 (4)</b>					<b>2011-12 (13)</b>				
Ryan Lannon (2)	11/21	WOR	14:28	3 <sup>RD</sup>	Brian Gibbons	10/8	HER	15:27	1 <sup>ST</sup>
Dave Gove	2/9	HER	7:05	2 <sup>ND</sup>	Bryan Lerg (3)	10/13	@RCH	18:48	2 <sup>ND</sup>
Dave Gove (2)	2/13	@NOR	11:46	2 <sup>ND</sup>	Bryan Lerg (4)	10/21	@SPR	18:51	3 <sup>RD</sup>
Dave Gove (3)	4/11	@ALB	17:47	1 <sup>ST</sup>	Joey Mormina	11/4	HER	17:17	3 <sup>RD</sup>
<b>2008-09 (9)</b>					<b>2012-13 (5)</b>				
Dustin Jeffrey	10/11	PHI	1:04	1 <sup>ST</sup>	Zach Sill (2)	12/28	@HER	19:07	2 <sup>ND</sup>
Dave Gove (4)	10/25	@POR	8:42	2 <sup>ND</sup>	Ben Street			12:19	2 <sup>ND</sup>
Connor James (2)	10/21	@SA	9:33	2 <sup>ND</sup>	Joey Mormina (2)	1/14	@STJ	11:58	3 <sup>RD</sup>
Billy Thomas	11/8	HER	3:26	2 <sup>ND</sup>	Bryan Lerg (5)			14:00	3 <sup>RD</sup>
Connor James (3)	11/14	@BNG	19:48	2 <sup>ND</sup>	Bryan Lerg (6)	1/15	@STJ	19:56	1 <sup>ST</sup>
Connor James (4)	11/19	SYR	4:03	3 <sup>RD</sup>	Zach Sill (3)	1/22	@SYR	14:32	1 <sup>ST</sup>
Ben Lovejoy	11/22	@TOR	19:39	3 <sup>RD</sup>	Brian Strait				2 <sup>ND</sup>
Connor James (5)	11/28	@NOR	12:59	2 <sup>ND</sup>	Brandon DeFazio	2/5	@HER	3:43	1 <sup>ST</sup>
Jeff Taffe	1/16	@BNG	5:55	2 <sup>ND</sup>	Alex Picard	2/20	@POR	19:25 <sup>EN</sup>	3 <sup>RD</sup>
<b>2009-10 (11)</b>					<b>2013-14 (14)</b>				
Dustin Jeffrey (2)	10/30	@MB	13:30 <sup>PS</sup>	2 <sup>ND</sup>	Benn Ferriero	11/21	@HER	1:03	3 <sup>RD</sup>
Wyatt Smith	11/21	ADK	18:36	2 <sup>ND</sup>	Brian Gibbons (2)	1/15	@NOR	19:32	3 <sup>RD</sup>
Luca Caputi	11/27	@RCH	19:36	3 <sup>RD</sup>	Trevor Smith	2/1	MCH	18:43	2 <sup>ND</sup>
Dustin Jeffrey (3)	12/18	@SYR	11:02	1 <sup>ST</sup>	Zach Sill (4)			1:32	3 <sup>RD</sup>
Dustin Jeffrey (4)	1/17	@SPR	12:43	3 <sup>RD</sup>	Brian Gibbons (3)	2/16	@BNG	4:36	3 <sup>RD</sup>
Chris Conner	2/3	ADK	18:53	2 <sup>ND</sup>	<b>2014-15 (5)</b>				
Tim Wallace	2/21	@MCH	5:03	3 <sup>RD</sup>	Carter Rowney (2)	2/7	@HER	5:40	2 <sup>ND</sup>
Tim Wallace (2)	2/27	PRO	7:06	2 <sup>ND</sup>	Tom Kühnhackl	3/7	@MCH	9:00	3 <sup>RD</sup>
Tim Wallace (3)	3/12	@PRO	3:48	3 <sup>RD</sup>	Jayson Megna (3)	3/27	@BNG	17:33	1 <sup>ST</sup>
Chris Conner (2)	3/24	@NOR	9:56	3 <sup>RD</sup>	Tom Kühnhackl (2)	4/8	@LV	18:10 <sup>EN</sup>	3 <sup>RD</sup>
Tim Wallace (4)	3/27	@HER	1:35	1 <sup>ST</sup>	Andrew Ebbett	4/12	@POR	15:16	1 <sup>ST</sup>
<b>2010-11 (13)</b>									
Dustin Jeffrey (5)	10/15	@CHA	4:33	2 <sup>ND</sup>					
Joe Vitale	10/22	HER	16:08	1 <sup>ST</sup>					
Joe Vitale (2)	10/30	@HER	9:51	1 <sup>ST</sup>					
Dustin Jeffrey (6)	11/5	@RCH	4:16	3 <sup>RD</sup>					
Tim Wallace (4)	11/13	@WOR	12:44	2 <sup>ND</sup>					
Dustin Jeffrey (7)	11/24	ALB	7:57	1 <sup>ST</sup>					
Dustin Jeffrey (8)	12/3	BNG	15:56	1 <sup>ST</sup>					
Dustin Jeffrey (9)	12/17	ABB	6:39	2 <sup>ND</sup>					
Dustin Jeffrey (10)	1/26	CHA	6:44	1 <sup>ST</sup>					
Zach Sill	2/13	HER	1:15	1 <sup>ST</sup>					
Tim Wallace (5)	2/27	SPR	14:04	2 <sup>ND</sup>					
Bryan Lerg	3/27	@HER	3:17	OT					
Bryan Lerg (2)	4/1	CHA	17:08	1 <sup>ST</sup>					

EN = Empty Net  
PS = Penalty Shot

## SHORTHANDED GOALS continued...

	DATE	OPP.	TIME	PERIOD
<b>2015-16 (6)</b>				
Oskar Sundqvist	10/30	HFD	13:11	3 <sup>RD</sup>
Kevin Porter	11/15	@HFD	13:34	2 <sup>ND</sup>
Carter Rowney (3)	2/28	PRO	2:41	1 <sup>ST</sup>
Dominik Simon	2/28	PRO	18:42	3 <sup>RD</sup>
Carter Rowney (4)	3/6	HER	19:16	2 <sup>ND</sup>
Adam Krause	3/20	@HER	18:26	2 <sup>ND</sup>
<b>2016-17 (6)</b>				
Kevin Porter (2)	10/22	SYR	8:11	2 <sup>ND</sup>
Kevin Porter (3)	10/22	SYR	10:30	2 <sup>ND</sup>
Josh Archibald	10/26	ALB	5:46	2 <sup>ND</sup>
Josh Archibald (2)	1/18	@HER	9:47	2 <sup>ND</sup>
Josh Archibald (3)	2/4	LV	16:36	1 <sup>ST</sup>
Oskar Sundqvist (2)	2/14	LV	0:57	2 <sup>ND</sup>
<b>2017-18 (9)</b>				
Thomas Di Pauli	10/7	CHA	14:46	2 <sup>ND</sup>
Jean-Sébastien Dea	11/3	@LV	9:30	2 <sup>ND</sup>
Josh Archibald (4)	12/1	MIL	19:05	2 <sup>ND</sup>
Teddy Blueger	12/2	RCH	14:29	3 <sup>RD</sup>
Zach Aston-Reese	12/29	HFD	14:26	3 <sup>RD</sup>
Jean-Sébastien Dea (2)	2/18	@LV	8:08	3 <sup>RD</sup>
Jean-Sébastien Dea (3)	3/9	@BNG	4:41	1 <sup>ST</sup>
Adam Johnson	3/10	GR	12:25	1 <sup>ST</sup>
Jean-Sébastien Dea (4)	4/3	HER	19:58 <sup>EN</sup>	3 <sup>RD</sup>



<b>HOME – 91</b>	<b>AWAY – 77</b>	<b>TOTAL – 168</b>
MOST ALL-TIME – Dustin Jeffrey (10)		
MOST ONE YEAR (Indv.) – Dustin Jeffrey, 2010-11; Billy Tibbetts, 2001-02 (5)		
MOST ONE YEAR (Team) – 2013-14; 2001-02 (14)		
MOST AGAINST ONE OPPONENT – Hershey Bears (30)		



# SHORTHANDED GOALS AGAINST

	DATE	OPP.	TIME	PERIOD		DATE	OPP.	TIME	PERIOD
<b>1999-00 (18)</b>									
Michael Gaul			9:48	2 <sup>ND</sup>	Matt Henderson	11/15	@NOR	8:43	2 <sup>ND</sup>
Brian White	10/2	@HER	17:35 <sup>EN</sup>	3 <sup>RD</sup>	Mike Lephart	1/3	@PHI	5:34	3 <sup>RD</sup>
Scott Hannan	11/13	KEN	16:49	1 <sup>ST</sup>	Craig Mills	1/10	@STJ	5:16	1 <sup>ST</sup>
Brian Willsie			6:10	2 <sup>ND</sup>	Chris Kelly	1/25	@BNG	18:46	2 <sup>ND</sup>
Christian Matte	12/3	HER	13:54	2 <sup>ND</sup>	Hnat Domenichelli	2/1	HOU	12:48	1 <sup>ST</sup>
Dean Melanson	12/4	PHI	6:05	3 <sup>RD</sup>	Mark Wotton	2/19	@UTH	5:48	1 <sup>ST</sup>
Mike Maneluk	12/18	PHI	19:52	1 <sup>ST</sup>	Barrett Heissen	2/21	@UTH	7:43	3 <sup>RD</sup>
Serge Aubin	12/22	HER	15:14	1 <sup>ST</sup>	Bryan Muir	3/15	@HER	4:03	2 <sup>ND</sup>
Jarkko Ruutu			6:02	2 <sup>ND</sup>	Brad Tiley	3/17	PHI	18:23 <sup>EN</sup>	3 <sup>RD</sup>
Jarkko Ruutu (2)	12/29	@SYR	10:05	3 <sup>RD</sup>	Travis Brigley	3/23	@HER	11:23	2 <sup>ND</sup>
Dean Melanson (2)	1/8	PHI	16:13	2 <sup>ND</sup>	<b>2003-04 (4)</b>				
Jason Cipolla	1/19	RCH	2:19	1 <sup>ST</sup>	Shane Willis	1/30	HER	1:43	3 <sup>RD</sup>
Dan Hinote	2/5	@HER	0:41	2 <sup>ND</sup>	Ajay Baines	2/14	NOR	19:37 <sup>EN</sup>	3 <sup>RD</sup>
Jeremy Stevenson	2/13	@CIN	4:54	3 <sup>RD</sup>	Alexandre Giroux	2/16	BNG	2:31	1 <sup>ST</sup>
Mike Maneluk (2)	2/21	@PHI	4:54	2 <sup>ND</sup>	Joe Cullen	2/29	@TOR	1:18	2 <sup>ND</sup>
Wyatt Smith	2/23	@SPR	1:07	2 <sup>ND</sup>	<b>2004-05 (10)</b>				
Jarkko Ruutu (3)	3/22	SYR	5:58	1 <sup>ST</sup>	Jason Spezza	11/19	@BNG	9:00	1 <sup>ST</sup>
David Cunnif	4/4	ALB	14:20	2 <sup>ND</sup>	Antoine Vermette	11/20	BNG	11:26	2 <sup>ND</sup>
<b>2000-01 (10)</b>					Sean Bergenheim	2/18	@BRI	11:28	1 <sup>ST</sup>
Ryan Kraft	12/8	@KEN	5:46	3 <sup>RD</sup>	Jon Sim	3/5	PHI	18:19	1 <sup>ST</sup>
Zoltán Bátorovský			17:14	2 <sup>ND</sup>	Jon Sim (2)	3/6	@PHI	19:10	3 <sup>RD</sup>
Ryan Kraft (2)	12/9	@KEN	19:26 <sup>EN</sup>	3 <sup>RD</sup>	Mathieu Darche	3/20	@HER	1:50	3 <sup>RD</sup>
Reto von Arx	12/16	NOR	5:07	3 <sup>RD</sup>	Pat Kavanagh			0:11	2 <sup>ND</sup>
Chris Taylor	12/30	RCH	12:12	2 <sup>ND</sup>	Josh Langfeld	4/6	BNG	17:59	2 <sup>ND</sup>
Richard Rochefort	1/3	@ALB	14:49	1 <sup>ST</sup>	Denis Hamel	4/9	@BNG	8:17	1 <sup>ST</sup>
Torrey DiRoberto	1/13	@CIN	6:28	1 <sup>ST</sup>	Mathieu Darche (2)	4/10	@HER	7:07	2 <sup>ND</sup>
Mark Greig	2/13	PHI	2:19	1 <sup>ST</sup>	<b>2005-06 (10)</b>				
Andrei Bashkirov	3/7	QUE	16:00	3 <sup>RD</sup>	Greg Watson	10/22	BNG	19:59	2 <sup>ND</sup>
Jeremy Rich	4/1	@SYR	3:00	2 <sup>ND</sup>	B.J. Abel	11/6	@PHI	9:10	2 <sup>ND</sup>
<b>2001-02 (5)</b>					Mark Cullen	12/2	@NOR	18:59	1 <sup>ST</sup>
Jeremy Adduono	10/6	RCH	6:21	2 <sup>ND</sup>	Graham Mink	12/4	@HER	18:20	1 <sup>ST</sup>
Doug Houda	11/17	@RCH	13:22	2 <sup>ND</sup>	Jimmy Roy	12/9	MB	13:38	2 <sup>ND</sup>
Steve Martins	11/22	GR	5:30	3 <sup>RD</sup>	David Lundbohm	2/19	@PRO	14:04	2 <sup>ND</sup>
Mike Souza	2/30	NOR	3:25	2 <sup>ND</sup>	Bates Battaglia	3/3	TOR	9:11	2 <sup>ND</sup>
Greg Hawgood	2/18	UTH	14:13	3 <sup>RD</sup>	Kris Beech	3/26	@HER	3:43	1 <sup>ST</sup>
<b>2002-03 (15)</b>					<b>2006-07 (18)</b>				
Eric Bertrand	10/12	HER	5:01	2 <sup>ND</sup>	Alain Nasreddine	10/4	MB	8:44	2 <sup>ND</sup>
David Hymovitz			19:25	1 <sup>ST</sup>	Chad Wiseman	10/7	HER	12:37	3 <sup>RD</sup>
Steve Martins (2)	10/25	@BNG	2:51	3 <sup>RD</sup>	Drew Miller	11/11	@POR	17:36	3 <sup>RD</sup>
David Hymovitz (2)	11/2	@BNG	6:37	3 <sup>RD</sup>	Alexandre Giroux (2)	11/26	@HER	8:08	2 <sup>ND</sup>
Tim Montgomery	11/3	UTH	11:36	2 <sup>ND</sup>	Dave Steckel	12/1	HER	12:48	3 <sup>RD</sup>

EN = Empty Net  
PS = Penalty Shot

continued on next page...

## SHORTHANDED GOALS AGAINST continued...

	DATE	OPP.	TIME	PERIOD		DATE	OPP.	TIME	PERIOD
Jeff Corey	12/15	TOR	18:45	3 <sup>RD</sup>	<b>2009-10 (12)</b>				
Brandon Bochenski	12/23	NOR	10:20	3 <sup>RD</sup>	Derek Mackenzie	10/17	SYR	14:17	3 <sup>RD</sup>
Joe Motzko	12/29	@SYR	19:51	2 <sup>ND</sup>	Boyd Kane	11/14	@HER	5:02	1 <sup>ST</sup>
Ryan Oulahan	1/13	@GR	4:26	3 <sup>RD</sup>	Stefan Legein	12/12	ADK	1:45	2 <sup>ND</sup>
Brandon Bochenski (2)	1/20	NOR	18:36	1 <sup>ST</sup>	Andrew Joudrey	1/1	HER	18:54	2 <sup>ND</sup>
Dave Steckel (2)	1/21	@HER	1:01	1 <sup>ST</sup>	Derek Mackenzie (2)	1/22	@SYR	13:06	2 <sup>ND</sup>
Adam Burish	2/2	@NOR	11:38	3 <sup>RD</sup>	Boyd Kane (2)	1/29	HER	18:54	2 <sup>ND</sup>
Kyle Chipchura	2/3	HAM	4:37	3 <sup>RD</sup>	Nick Dodge	2/17	ALB	8:24	2 <sup>ND</sup>
Allan Rowke	3/9	BRI	3:53	3 <sup>RD</sup>	Justin Azevedo	2/21	@MCH	1:44	2 <sup>ND</sup>
Curtis Glencross	3/10	@SYR	12:58	3 <sup>RD</sup>	Dan Fritsche	3/5	@SYR	17:00	3 <sup>RD</sup>
Nigel Dawes	3/24	HFD	9:13	2 <sup>ND</sup>	Jared Ross (2)	3/31	ADK	16:02	2 <sup>ND</sup>
Dave Steckel (3)	4/13	HER	6:02	1 <sup>ST</sup>	Derek Smith	4/2	@BNG	16:29	2 <sup>ND</sup>
Philippe Dupuis	4/15	SYR	16:38	2 <sup>ND</sup>	Josh Hennessy			12:58	3 <sup>RD</sup>
<b>2007-08 (14)</b>					<b>2010-11 (7)</b>				
Frédéric Cabana	11/14	@PHI	8:34	1 <sup>ST</sup>	Jim O'Brien	11/25	@BNG	9:05	3 <sup>RD</sup>
Denis Hamel (2)	11/18	BNG	7:55	2 <sup>ND</sup>	Jerome Samson	1/5	@CHA	5:38	2 <sup>ND</sup>
Geoff Waugh	11/25	BNG	2:58	2 <sup>ND</sup>	Jean Bourbeau	1/7	BRI	19:50	2 <sup>ND</sup>
Tomáš Plíhal	12/14	@WOR	16:46	2 <sup>ND</sup>	Chad Kolarik			1:49	1 <sup>ST</sup>
Steven Goertzen	1/2	SYR	2:39	2 <sup>ND</sup>	Chad Kolarik (2)	1/16	@CT	19:56	1 <sup>ST</sup>
Chris Harrington	1/4	@TOR	8:37	3 <sup>RD</sup>	Greg Moore (2)	1/21	@ADK	4:04	2 <sup>ND</sup>
Chris Bourque	1/11	HER	1:52	2 <sup>ND</sup>	Keith Aucoin	3/27	@HER	18:19	2 <sup>ND</sup>
Norm Milley	2/2	NOR	16:13	1 <sup>ST</sup>	<b>2011-12 (7)</b>				
Karl Stewart	2/6	@NOR	9:43	2 <sup>ND</sup>	Nick Drazenovic	10/14	SPR	4:52	1 <sup>ST</sup>
Tim Jackman	2/29	BRI	2:42	2 <sup>ND</sup>	Jean-François Jacques	10/28	@SYR	3:55	3 <sup>RD</sup>
Rory Fitzpatrick	3/1	PHI	14:33	2 <sup>ND</sup>	Radko Gudas	11/21	NOR	15:01	1 <sup>ST</sup>
Darroll Powe	3/4	PHI	4:38	1 <sup>ST</sup>	Maxime Legault	1/6	RCH	11:44	3 <sup>RD</sup>
Brent Kelly	3/7	@LE	16:18	3 <sup>RD</sup>	Trevor Smith	1/15	NOR	0:59	2 <sup>ND</sup>
Marek Kvapil	3/12	NOR	13:57	1 <sup>ST</sup>	John Albert	3/6	STJ	4:48	1 <sup>ST</sup>
<b>2008-09 (11)</b>					Arturs Kūlda			2:47	3 <sup>RD</sup>
Darren Helm	11/21	@GR	19:44	1 <sup>ST</sup>	<b>2012-13 (11)</b>				
Jared Ross			17:30	1 <sup>ST</sup>	Zach Hamill	10/28	@HER	13:29	2 <sup>ND</sup>
Darroll Powe (2)	11/26	PHI	4:18	2 <sup>ND</sup>	Garrett Mitchell	11/17	@HER	12:19	1 <sup>ST</sup>
Justin Keller	12/10	@NOR	19:32	3 <sup>RD</sup>	Jacob Josefson	11/25	@ALB	10:22	3 <sup>RD</sup>
Jason Pitton	12/27	BRI	11:23	3 <sup>RD</sup>	Bobby Butler	12/12	@ALB	8:03	2 <sup>ND</sup>
Jim McKenzie	12/28	BNG	7:23	2 <sup>ND</sup>	Peter Holland	2/9	@NOR	11:38	2 <sup>ND</sup>
Chris Bourque (2)	1/30	HER	7:31	2 <sup>ND</sup>	David Dziurzynski	2/12	BNG	11:56	2 <sup>ND</sup>
Greg Moore			1:24	3 <sup>RD</sup>	Tyler Eckford	2/16	@BNG	4:42	2 <sup>ND</sup>
Patrick Rissmiller	2/25	HFD	10:53	3 <sup>RD</sup>	Stefan Legein (2)	3/10	@MCH	10:40	1 <sup>ST</sup>
Brandon Sutter	2/27	ALB	5:30	2 <sup>ND</sup>	Josh Lunden	3/14	@STJ	19:58	1 <sup>ST</sup>
Justin Keller (2)	3/21	@NOR	11:01	1 <sup>ST</sup>	Freddie Hamilton	4/19	WOR	18:06	3 <sup>RD</sup>
					Freddie Hamilton (2)			19:02 <sup>EN</sup>	3 <sup>RD</sup>

EN = Empty Net  
PS = Penalty Shot

## SHORTHANDED GOALS AGAINST continued...

	DATE	OPP.	TIME	PERIOD		DATE	OPP.	TIME	PERIOD
<b>2013-14 (8)</b>					<b>2016-17 (2)</b>				
Cédric Paquette	10/13	@SYR	14:39	2 <sup>ND</sup>	Zac Rinaldo	12/30	PRO	12:39	2 <sup>ND</sup>
Cole Schneider	10/25	@BNG	15:24	2 <sup>ND</sup>	Yannick Veilleux	2/8	STJ	18:40	2 <sup>ND</sup>
Mike Sislo	11/8	ALB	6:50	2 <sup>ND</sup>	<b>2017-18 (11)</b>				
Nicolas Deschamps	12/13	HER	8:56	3 <sup>RD</sup>	Warren Foegele	10/7	CHA	19:15	2 <sup>ND</sup>
Maxime Sauvé	1/31	NOR	6:24	1 <sup>ST</sup>	Warren Foegele (2)			9:37	3 <sup>RD</sup>
Jordan Martinook	2/7	POR	14:48	2 <sup>ND</sup>	Jeremy Langlois	10/27	HER	17:21	2 <sup>ND</sup>
Jean-Gabriel Pageau	2/14	@BNG	14:40	1 <sup>ST</sup>	Michaël Bournival	11/24	@SYR	19:31 <sup>EN</sup>	3 <sup>RD</sup>
Kenny Ryan	3/9	@TOR	3:16	2 <sup>ND</sup>	Michaël Bournival (2)	11/25	SYR	10:56	2 <sup>ND</sup>
<b>2014-15 (4)</b>					Harry Zolnierczyk	12/1	MIL	4:24	1 <sup>ST</sup>
Emerson Etem	1/9	NOR	11:11	1 <sup>ST</sup>	Tyrell Goulbourne	12/6	@LV	3:28	2 <sup>ND</sup>
Keaton Ellerby	1/21	STJ	18:52	2 <sup>ND</sup>	Michael Latta	12/22	BNG	19:16	1 <sup>ST</sup>
Kris Newbury	2/7	HER	0:17	3 <sup>RD</sup>	Matt Read	2/18	@LV	18:06 <sup>EN</sup>	3 <sup>RD</sup>
Buddy Robinson	4/21	BNG	13:35	1 <sup>ST</sup>	Gabriel Dumont	2/24	@SYR	1:35	2 <sup>ND</sup>
<b>2015-16 (9)</b>					Frédéric Gaudreau	3/4	@MIL	10:38	1 <sup>ST</sup>
Bracken Kearns	10/10	@BRI	10:48	1 <sup>ST</sup>					
Taylor Leier	12/4	LV	19:39 <sup>EN</sup>	3 <sup>RD</sup>					
Mark Arcobello			4:38	3 <sup>RD</sup>					
Nikita Soshnikov	12/18	TOR	5:17	3 <sup>RD</sup>					
Richard Clune			7:12	3 <sup>RD</sup>					
Austin Czarnik	1/24	@PRO	19:27	2 <sup>ND</sup>					
Jayson Megna	1/27	HFD	19:23	1 <sup>ST</sup>					
Wade Megan			13:08	2 <sup>ND</sup>					
Kyle Rau	2/14	POR	19:41	3 <sup>RD</sup>					

EN = Empty Net  
PS = Penalty Shot

**HOME – 99      AWAY – 85      TOTAL – 184**

MOST ALL-TIME – Dave Steckel, Jarkko Ruutu (3)

MOST ONE YEAR (Indv.) – Dave Steckel, 2006-07; Jarkko Ruutu, 1999-00 (3)

MOST ONE YEAR (Team) – 2006-07; 1999-00 (18)

MOST BY ONE OPPONENT – Hershey Bears (30)

# PENALTY SHOTS

DATE	PLAYER	OPPONENT	GOALTENDER	RESULT
2/25/00	Martin Sonnenberg	HAMILTON	Mike Minard	No Goal
2/22/02	Ross Lupaschuk	at Syracuse	Jean-François Labbé	No Goal
3/17/02	Tomáš Surový	SYRACUSE	Greg Gardner	No Goal
1/14/04	Shane Endicott	TORONTO	Mike Morrison	No Goal
12/17/04	Matt Murley	at Syracuse	Karl Goehring	No Goal
2/12/05	Colby Armstrong	LOWELL	Cam Ward	No Goal
2/19/05	Mike Sgroi	at Hershey	Peter Budaj	No Goal
4/16/05	Shane Endicott	NORFOLK	Craig Anderson	No Goal
10/22/05	Tomáš Surový	BINGHAMTON	Kelly Guard	No Goal
1/20/06	Rico Fata	at Binghamton	Billy Thompson	GOAL
2/8/06	Ryan Stone	at Philadelphia	Jamie Storr	No Goal
11/5/06	Daniel Carcillo	NORFOLK	Corey Crawford	No Goal
2/7/07	Kurtis McLean	at Philadelphia	Martin Houle	No Goal
10/13/07	Tyler Kennedy	PHILADELPHIA	Brian Boucher	No Goal
12/31/07	Connor James	NORFOLK	Marc Denis	No Goal
2/27/08	Connor James	SYRACUSE	Karl Goehring	No Goal
11/19/08	Dustin Jeffrey	SYRACUSE	Dan LaCosta	No Goal
1/2/09	Janne Pesonen	SYRACUSE	Sebastian Dahm	No Goal
2/14/09	Mark Letestu	HAMILTON	Cédrick Desjardins	No Goal
4/1/09	Nick Johnson	at Binghamton	Jeff Glass	No Goal
10/30/09	Dustin Jeffrey	at Manchester	Darren Machesney	GOAL
4/8/11	Brett Sterling	HERSHEY	Braden Holtby	No Goal
1/14/12	Ben Street	at St. John's	Davis Aebischer	GOAL
1/20/12	Ben Street	MANCHESTER	Martin Jones	No Goal
2/15/12	Robert Bortuzzo	NORFOLK	Dustin Tokarski	No Goal
2/23/12	Jason Williams	MANCHESTER	Jeff Zatkoff	No Goal
4/7/12	Nick Petersen	CONNECTICUT	Chad Johnson	No Goal
11/6/13	Harry Zolnierczyk	SYRACUSE	Kristers Gudļevskis	No Goal
12/11/13	Harry Zolnierczyk	SPRINGFIELD	Jeremy Smith	GOAL
12/20/13	Nick Drazenovic	WORCESTER	Harri Säteri	GOAL
3/14/14	Andrew Ebbett	HAMILTON	Devan Dubnyk	GOAL
10/12/14	Bobby Farnham	MANCHESTER	Jean-François Bérubé	No Goal
11/16/14	Josh Archibald	at Hershey	Philipp Grubauer	No Goal
11/15/15	Carter Rowney	at Hartford	Mackenzie Skapski	No Goal
2/13/16	Carter Rowney	PORTLAND	Sam Brittain	No Goal
4/9/16	Josh Archibald	at Hershey	Dan Ellis	No Goal
10/23/16	Dominik Simon	at Hershey	Vítěk Vaněček	GOAL

## PENALTY SHOTS continued...

DATE	PLAYER	OPPONENT	GOALTENDER	RESULT
11/5/16	Garrett Wilson	at Bridgeport	Christopher Gibson	GOAL
11/19/16	Oskar Sundqvist	at Hershey	Joe Cannata	No Goal
11/12/17	Daniel Sprong	at Hershey	Vítek Vaněček	No Goal
3/30/18	Adam Johnson	at Hartford	Alexandar Georgiev	No Goal

**HOME – 3 / 24      AWAY – 5 / 17      TOTAL – 8 / 41**  
 MOST GOALS – Eight players tied (1)  
 MOST ATTEMPTS ALL-TIME – Seven players tied (2)  
 MOST GOALS IN ONE YEAR – 2013-14 (3)  
 MOST ATTEMPTS IN ONE YEAR – 2011-2012 (5)  
 MOST ATTEMPTS AGAINST ONE OPPONENT – Hershey Bears, Syracuse Crunch (7)



# OPPONENT PENALTY SHOTS

DATE	PLAYER	OPPONENT	GOALTENDER	RESULT
1/25/00	Josh Holden	SYRACUSE	Ryan Bach	No Goal
2/23/01	Derek Plante	at Philadelphia	Sébastien Caron	No Goal
4/1/01	Reggie Savage	at Syracuse	Rich Parent	GOAL
12/23/01	Tyler Arnason	NORFOLK	Robbie Tallas	GOAL
1/3/03	Mark Grieg	at Philadelphia	Robbie Tallas	GOAL
1/24/03	Mathieu Darche	at Syracuse	Robbie Tallas	GOAL
1/31/03	David Gosselin	UTAH	Robbie Tallas	No Goal
11/21/03	Shane Willis	HERSHEY	Jean-Sébastien Aubin	GOAL
10/17/04	Justin Taylor	LOWELL	Marc-André Fleury	GOAL
12/26/04	Boyd Kane	PHILADELPHIA	Marc-André Fleury	No Goal
4/17/05	Joe Motzko	SYRACUSE	Marc-André Fleury	No Goal
12/3/05	Milan Bartovič	at Norfolk	Andy Chiodo	No Goal
1/14/06	Eric Fehr	at Hershey	Dany Sabourin	No Goal
2/3/06	Sean Bergenheim	BRIDGEPORT	Dany Sabourin	No Goal
4/12/06	Fedor Fedun	at Syracuse	Andy Chiodo	No Goal
1/19/07	Troy Brouwer	at Norfolk	Jeff Drouin-Deslauriers	GOAL
2/23/07	Matt Koalska	at Binghamton	Jeff Drouin-Deslauriers	GOAL
3/3/07	Antti Laaksonen	ALBANY	Nolan Schaefer	No Goal
4/6/07	Carl Corazzini	at Norfolk	Jeff Drouin-Deslauriers	No Goal
4/4/08	Stéphane Goulet	SPRINGFIELD	John Curry	No Goal
3/14/09	Alexandre Giroux	HERSHEY	John Curry	No Goal
10/16/09	Ryan Keller	at Binghamton	John Curry	GOAL
11/26/11	Nikita Filatov	at Binghamton	Scott Munroe	No Goal
1/14/12	Carl Klingberg	at St. John's	Brad Thiessen	No Goal
1/28/12	David Dziurzynski	at Binghamton	Brad Thiessen	GOAL
2/15/12	Carter Ashton	NORFOLK	Scott Munroe	No Goal
2/18/12	Tom Sestito	at Albany	Brad Thiessen	GOAL
3/25/12	Maksim Mayorov	SPRINGFIELD	Patrick Killeen	No Goal
10/20/12	Nino Niederreiter	BRIDGEPORT	Brad Thiessen	No Goal
11/17/12	Garrett Mitchell	at Hershey	Brad Thiessen	GOAL
4/17/13	Patrick Wellar	HERSHEY	Brad Thiessen	No Goal
11/1/13	Matt Watkins	HERSHEY	Jeff Drouin-Deslauriers	No Goal
2/9/14	Dane Byers	at Hershey	Eric Hartzell	GOAL
10/25/14	Dustin Gazley	at Hershey	Matt Murray	GOAL
11/16/14	Chandler Stephenson	at Hershey	Jeff Zatkoff	GOAL
3/7/15	Sean Backman	at Manchester	Matt Murray	No Goal
2/23/16	Riley Barber	HERSHEY	Tristan Jarry	GOAL

## OPPONENT PENALTY SHOTS continued...

DATE	PLAYER	OPPONENT	GOALTENDER	RESULT
4/15/17	Josh Ho-Sang	BRIDGEPORT	Sean Maguire	No Goal
10/14/17	Danick Martel	at Lehigh Valley	Tristan Jarry	No Goal
10/28/17	Alan Quine	at Bridgeport	Tristan Jarry	No Goal
11/24/17	Anthony Cirelli	at Syracuse	Casey DeSmith	No Goal

**HOME – 4 / 18      AWAY – 12 / 23      TOTAL – 16 / 41**

**MOST GOALS – 16 players tied (1)**

**MOST ATTEMPTS ALL-TIME – 38 players tied (1)**

**MOST GOALS IN ONE YEAR – Four times (2)**

**MOST ATTEMPTS IN ONE YEAR – 2011-2012 (5)**

**MOST ATTEMPTS BY ONE OPPONENT – Hershey Bears (10)**



# SHUTOUTS

	DATE	OPP.	SCORE	SAVES		DATE	OPP.	SCORE	SAVES
<b>1999-00 (0)</b>					<b>2006-07 (8)</b>				
<b>2000-01 (2)</b>					Andrew Penner	10/21	ALB	3-0	20
Sébastien Caron	10/22	ALB	7-0	15	Andrew Penner (2)	11/8	@HFD	4-0	31
Sébastien Caron (2)	11/25	SYR	3-0	26	Jeff Drouin-Deslauriers	11/22	ALB	6-0	17
Sébastien Caron (3)	1/21	@PHI	4-0	24	Jeff Drouin-Deslauriers(2)	1/12	@CHI	1-0	29
Sébastien Caron (4)	2/23	@PHI	2-0	33	Andrew Penner (3)	1/17	SYR	2-0	20
Rich Parent	3/21	WOR	7-0	30	Jeff Drouin-Deslauriers(3)	2/16	BNG	7-0	17
Rich Parent (2)	3/25	@NOR	3-0	27	Nolan Schaefer	3/21	PHI	4-0	17
<b>2001-02 (1)</b>					Jeff Drouin-Deslauriers(4)	4/11	BRI	6-0	25
Sébastien Caron (5)	3/6	CIN	3-0	32	<b>2007-08 (5)</b>				
<b>2002-03 (5)</b>					Ty Conklin	11/9	@BNG	3-0	22
Sébastien Caron (6)	12/27	@NOR	1-0	26	Ty Conklin (2)	11/21	WOR	6-0	28
Mike Valley	2/7	SA	5-0	32	John Curry	12/26	SYR	4-0	20
Jean-Sébastien Aubin	3/19	SYR	4-0	33	John Curry (2)	2/8	POR	3-0	23
Jean-Sébastien Aubin (2)	3/22	@LOW	4-0	27	John Curry (3)	3/15	@ALB	2-0	25
Jean-Sébastien Aubin (3)	4/4	NOR	2-0	23	<b>2008-09 (8)</b>				
<b>2003-04 (7)</b>					Adam Berkhoel	10/22	@LOW	5-0	46
Andy Chiodo	10/29	SYR	3-0	24	Adam Berkhoel (2)	11/7	LOW	4-0	26
Andy Chiodo (2)	1/2	SPR	1-0	19	Adam Berkhoel (3)	11/15	BNG	3-0	27
Sébastien Caron (7)	2/18	@PHI	2-0	30	Adam Berkhoel (4)	11/19	SYR	3-0	33
Sébastien Caron (8)	3/6	PHI	4-0	27	John Curry (4)	12/26	@PHI	4-0	24
Andy Chiodo (3)	3/12	@NOR	2-0	30	John Curry (5)	1/18	@BRI	3-0	35
Andy Chiodo (4)	3/16	@PHI	1-0	15	John Curry (6)	2/8	NOR	5-0	32
Martin Brochu	4/2	ALB	3-0	28	John Curry (7)	3/29	@HER	1-0	31
<b>2004-05 (8)</b>					<b>2009-10 (9)</b>				
Andy Chiodo (5)	10/30	BRI	1-0	26	John Curry (8)	10/29	@MAN	1-0*	23
Marc-André Fleury	10/31	BNG	2-0	28	Adam Berkhoel (5)	12/9	@SYR	6-0	25
Marc-André Fleury (2)	12/29	POR	1-0	24	Brad Theissen	2/13	HER	5-0	29
Marc-André Fleury (3)	2/2	BRI	3-0	14	Brad Theissen (2)	2/20	@LOW	1-0	24
Marc-André Fleury (4)	3/4	SPR	4-0	14	Brad Theissen (3)	3/24	@NOR	3-0	31
Dany Sabourin	3/23	@HAM	1-0	31	Brad Theissen (4)	4/11	BNG	3-0	28
Marc-André Fleury (5)	4/15	@NOR	2-0	21	<b>2010-11 (9)</b>				
Andy Chiodo (6)	4/16	NOR	3-0	24	Brad Theissen (5)	11/13	@WOR	2-0	38
<b>2005-06 (7)</b>					John Curry (8)	11/24	ALB	3-0	29
Dany Sabourin (2)	11/12	@POR	7-0	28	Brad Theissen (6)	12/29	SYR	5-0	23
Sébastien Caron (9)	12/18	@HER	3-0	32	Brad Theissen (7)	1/14	@PRO	2-0	20
Dany Sabourin (3)	12/23	PHI	3-0	16	Brad Theissen (8)	2/7	@ALB	4-0	21
Sébastien Caron (10)	12/28	HFD	5-0	26	Brad Theissen (9)	2/11	@BRI	2-0	22
Dany Sabourin (4)	1/7	PHI	1-0	20	Brad Theissen (10)	2/18	@NOR	3-0	35
Andy Chiodo (7)	3/11	@MAN	2-0	27	Brad Theissen (11)	3/11	@ABB	4-0	26
Dany Sabourin (5)	4/14	BRI	3-0	21	John Curry (9)	3/15	@MAN	2-0	23

continued on next page...



## SHUTOUTS continued...

	DATE	OPP.	SCORE	SAVES		DATE	OPP.	SCORE	SAVES
<b>2011-12 (6)</b>					<b>2015-16 (10)</b>				
Scott Munroe	10/8	@CT	0-1^	23	Jeff Zatkoff (8)	12/31	HER	2-0	24
Brad Theissen (12)	10/21	@SPR	3-0	26	Matt Murray (3)	1/2	BNG	5-0	30
Brad Theissen (13)	11/4	HER	4-0	19	Matt Murray (4)	1/30	@SPR	5-0	29
Scott Munroe (2)	11/15	BNG	3-0	25	Matt Murray (5)	2/3	SPR	4-0	28
Scott Munroe (3)	12/7	@BNG	1-0	25	Matt Murray (6)	2/14	POR	3-0	23
Scott Munroe (4)	3/30	@CT	3-0	32	Matt Murray (7)	2/21	PRO	2-0	22
<b>2012-13 (9)</b>					Matt Murray (8)	3/1	@BRI	7-0	18
Jeff Zatkoff	11/2	@MAN	3-0	33	Matt Murray (9)	3/7	@MCH	3-0	32
Jeff Zatkoff (2)	11/7	BNG	1-0^	32	Matt Murray (10)	3/22	@LV	3-0	32
Jeff Zatkoff (3)	11/21	@HER	4-0	15	Matt Murray (11)	4/4	LV	3-0	21
Brad Theissen (14)	1/5	WOR	3-0	30	Matt Murray (12)	4/8	@LV	3-0	30
Brad Theissen (15)	1/11	HER	1-0	23	<b>2016-17 (4)</b>				
Brad Theissen (16)	1/23	STJ	3-0	26	Tristan Jarry (6)	11/26	BRI	1-0	24
Brad Theissen (17)	2/2	ADK	3-0	20	Tristan Jarry (7)	3/25	@LV	4-0	35
Jeff Zatkoff (4)	4/6	ALB	4-0	11	Casey DeSmith	4/1	LV	3-0	26
Jeff Zatkoff (5)	4/13	@STJ	3-0	18	Tristan Jarry (8)	4/7	@LV	3-0	21
<b>2013-14 (8)</b>					<b>2017-18 (3)</b>				
Eric Hartzell	11/29	BNG	1-0	25	Casey DeSmith (2)	10/13	LV	5-0	33
Jeff Drouin-Deslauriers(5)	12/7	@STJ	3-0	30	Casey DeSmith (3)	1/6	BEL	6-0	24
Eric Hartzell (2)	12/14	UTI	1-0	22	Anthony Peters	1/24	@HER	4-0	18
Eric Hartzell (3)	1/29	SYR	4-0	20					
Peter Mannino	3/15	NOR	4-0	12					
Peter Mannino (2)	3/21	@SYR	2-0	16					
Peter Mannino (3)	4/4	BRI	3-0	17					
Peter Mannino (4)	4/5	ALB	1-0*	25					
<b>2014-15 (15)</b>									
Matt Murray	10/24	SPR	5-0	21					
Jeff Zatkoff (6)	11/19	POR	2-0	23					
Matt Murray (2)	11/29	STJ	1-0	22					
Jeff Zatkoff (7)	12/20	@BNG	3-0	35					

**HOME – 70      AWAY – 55      TOTAL – 125**

MOST SHUTOUTS ALL-TIME (Indv.) – Brad Theissen (17)

MOST SHUTOUTS IN ONE YEAR (Indv.) – Matt Murray, 2014-15 (12)

MOST SHUTOUTS IN ONE YEAR (Team) – 2014-2015 (15)

MOST SHUTOUTS VS. ONE TEAM ALL-TIME – Philadelphia/Adirondack/Lehigh Valley Phantoms (20)

MOST SHUTOUTS VS. ONE TEAM IN ONE YEAR – Philadelphia Phantoms, 2003-04; Springfield Falcons and Lehigh Valley Phantoms, 2014-15; Lehigh Valley Phantoms, 2015-16; Lehigh Valley Phantoms, 2016-17 (3)

\* = Overtime; ^ = Shootout

# SHUTOUTS AGAINST

	DATE	OPP.	SCORE	SAVES
<b>1999-2000 (3)</b>				
Jean-Marc Pelletier	10/1	@PHI	2-0	28
Gregg Maumenko	10/24	@CIN	6-0	29
Frédéric Cassivi	2/4	HER	3-0	21
<b>2000-01 (2)</b>				
Marc Lamothe	3/23	@SYR	1-0	27
Philippe Sauvé	4/8	@HER	3-0	38
<b>2001-02 (12)</b>				
Martin Prusek	11/22	GR	3-0	29
Neil Little	12/16	@PHI	3-0	27
Craig Anderson	12/23	NOR	6-0	25
Michael Leighton	12/30	NOR	5-0	28
Michael Leighton (2)	1/9	NOR	2-0	28
Levente Szuper	1/25	@SJF	3-0	17
Jean-François Labbé	2/27	@SYR	4-0	27
Greg Gardner	3/8	@SYR	2-0	46
Scott Fankhouser	3/16	@HER	2-0	29
Syracuse Crunch [team]	3/17	SYR	4-0	39
<i>(Greg Gardner replaced Jean-François Labbé at 47:05)</i>				
Neil Little (2)	3/20	@PHI	2-0	31
Jean-François Labbé (2)	3/30	SYR	4-0	30
<b>2002-03 (5)</b>				
Karl Goehring	11/9	@SYR	2-0	31
Mathieu Garon	11/13	HAM	3-0	36
Philippe Sauvé (2)	12/15	@HER	3-0	29
Dany Sabourin	3/16	SJF	5-0	42
Neil Little (3)	3/17	PHI	3-0	21
<b>2003-04 (5)</b>				
Tim Thomas	11/9	PRO	1-0	33
Maxime Ouellet	11/15	@POR	4-0	31
David LeNeveu	11/29	@SPR	1-0	30
Scott Stirling	2/13	POR	1-0*	21
Philippe Sauvé	3/21	@HER	5-0	21
<b>2004-05 (4)</b>				
Peter Budaj	2/11	HER	2-0	42
Kirk Daubenspeck	2/17	@POR	1-0	41
Michael Leighton (3)	3/11	@NOR	6-0	14
Peter Budaj (2)	3/20	@HER	3-0	23
<b>2005-06 (5)</b>				
Frédéric Cloutier	1/21	BRI	7-0	27
Frédéric Cassivi (2)	2/10	HER	1-0	23

	DATE	OPP.	SCORE	SAVES
Jean-Sébastien Aubin	3/3	TOR	3-0	22
Martin Prusek (2)	3/8	SYR	5-0	24
Kelly Guard	3/31	@BNG	2-0	27
<b>2006-07 (2)</b>				
Billy Thompson	2/18	@BRI	1-0	25
Frédéric Cassivi (3)	3/30	HER	3-0	32
<b>2007-08 (8)</b>				
Michael Leighton (4)	10/26	ALB	1-0	24
Kevin Nastiuk	11/17	@ALB	4-0	26
Jeff Glass	11/18	BNG	3-0	28
Jonathan Boutin	1/19	@NOR	4-0	24
Brian Boucher	2/15	PHI	1-0	23
Mike Morrison	2/16	@BRI	4-0	40
Karl Goehring (2)	2/23	SYR	1-0	32
Michael Leighton (5)	3/21	ALB	3-0	35
<b>2008-09 (0)</b>				
<b>2009-10 (6)</b>				
Braden Holtby	10/9	HER	3-0	38
Michal Neuvirth	11/29	@HER	5-0	42
Dustin Tokarski	12/16	@NOR	2-0	26
Chris Holt	1/15	@BNG	3-0	28
Braden Holtby (2)	3/6	@HER	4-0	25
Dustin Tokarski (2)	4/7	@NOR	1-0	29
<b>2010-11 (3)</b>				
Braden Holtby (3)	12/30	HER	1-0	25
Michael Leighton (6)	2/12	ADK	1-0	28
Robin Lehner	3/25	@BNG	3-0	31
<b>2011-12 (6)</b>				
Chad Johnson	10/9	@CT	1-0^	41
Braden Holtby (4)	12/27	HER	6-0	28
Dustin Tokarski (3)	2/15	NOR	4-0	24
Jeff Frazee	2/18	@ALB	3-0	32
Michael Leighton (6)	3/23	ADK	1-0	24
Eddie Pasquale	3/24	STJ	2-0	27
<b>2012-13 (8)</b>				
Robin Lehner (2)	11/7	BNG	0-1^	34
Dustin Tokarski (4)	12/15	@SYR	4-0	29
Braden Holtby (5)	12/26	@HER	2-0	33
Jason Missiaen	1/6	@CT	2-0	35
Igor Bobkov	2/15	NOR	1-0	32

continued on next page...

## SHUTOUTS AGAINST continued...

	DATE	OPP.	SCORE	SAVES
Riku Helenius	2/17	SYR	3-0	23
Michael Hutchinson	3/8	@PRO	2-0	20
Cédrick Desjardins	3/20	@SYR	1-0	20
<b>2013-14 (5)</b>				
Eddie Pasquale (2)	12/6	@STJ	5-0	20
Philipp Grubauer	1/26	@HER	2-0	27
Nathan Lieuwen	2/1	RCH	4-0	26
Anders Lindback	2/28	@SYR	4-0	30
Joacim Eriksson	4/19	@UTI	2-0	27
<b>2014-15 (6)</b>				
Keith Kinkaid	10/21	@ALB	4-0	22
Scott Greenham	12/26	@BNG	3-0	31
David Leggio	12/27	BRI	5-0	19
Jason LaBarbera	1/9	NOR	2-0	27
Troy Grosenick	1/17	@WOR	4-0	25
Scott Clemmensen	4/17	ALB	4-0	22

	DATE	OPP.	SCORE	SAVES
<b>2015-16 (4)</b>				
Dan Ellis	12/26	@HER	5-0	22
Jason LaBarbera	12/27	LV	3-0	35
Jeremy Smith	3/26	@PRO	5-0	32
Martin Ouellette	4/8	LV	4-0	40
<b>2016-17 (6)</b>				
Reto Berra	10/21	SPR	1-0	23
Antoine Bibeau	11/11	TOR	3-0	19
Vítek Vaněček	11/23	@HER	4-0	24
Charlie Lindgren	2/8	STJ	4-0	31
Mackenzie Blackwood	2/17	@ALB	4-0	24
Alex Lyon	3/8	LV	3-0	31
<b>2017-18 (5)</b>				
Dustin Tokarski (5)	12/6	@LV	5-0	39
Zane McIntyre	1/19	@PRO	1-0	28
Alexandar Georgiev	1/29	@HFD	1-0*	43
Zane McIntyre (2)	2/9	@PRO	4-0	33
Collin Delia	3/3	@RFD	3-0	34

**HOME – 43      AWAY – 52      TOTAL – 95**

MOST SHUTOUTS AGAINST ALL-TIME (Indv.) – Michael Leighton (7)

MOST SHUTOUTS AGAINST IN ONE YEAR (Indv.) – Jean-François Labbé, 2001-02 (2.5)

MOST SHUTOUTS AGAINST IN ONE YEAR (Team) – 2001-2002 (12)

MOST SHUTOUTS AGAINST BY ONE TEAM ALL-TIME – Hershey Bears (18)

MOST SHUTOUTS AGAINST BY ONE TEAM IN ONE YEAR – Syracuse Crunch, 2001-02 (4)

\* = Overtime; ^ = Shootout

# GOALIE ASSISTS

	DATE	OPP.	TIME	PERIOD
<b>1999-00 (1)</b>				
David Weninger	12/8	CIN	10:03	2 <sup>ND</sup>
<b>2000-01 (4)</b>				
Sébastien Caron	11/11	ALB	3:42	2 <sup>ND</sup>
Sébastien Caron (2)	11/11	ALB	19:38	2 <sup>ND</sup>
Joel Laing	12/26	HER	10:29	3 <sup>RD</sup>
Rich Parent	1/19	PHI	9:22	3 <sup>RD</sup>
<b>2001-02 (3)</b>				
Robbie Tallas	9/25	SYR	5:24	2 <sup>ND</sup>
Robbie Tallas (2)	10/17	HER	17:52	2 <sup>ND</sup>
Robbie Tallas (3)	10/28	QUE	1:10	2 <sup>ND</sup>
<b>2002-03 (2)</b>				
Sébastien Caron (3)	10/14	STJ	11:19	1 <sup>ST</sup>
Robbie Tallas (4)	10/19	PHI	9:24	1 <sup>ST</sup>
<b>2003-04 (1)</b>				
Martin Brochu	1/4	PHI	0:58	2 <sup>ND</sup>
<b>2004-05 (0)</b>				
<b>2005-06 (5)</b>				
Marc-André Fleury	10/5	BRI	7:11	2 <sup>ND</sup>
Sébastien Caron (4)	12/28	HFD	8:47	3 <sup>RD</sup>
Dany Sabourin	3/4	MCH	7:08	2 <sup>ND</sup>
Dany Sabourin (2)	3/24	HER	4:41	2 <sup>ND</sup>
Dany Sabourin (3)	4/5	BNG	9:22	2 <sup>ND</sup>
<b>2006-07 (0)</b>				
<b>2007-08 (1)</b>				
David Brown	12/16	@PHI	19:04	1 <sup>ST</sup>

	DATE	OPP.	TIME	PERIOD
<b>2008-09 (1)</b>				
John Curry	12/20	ALB	3:15	3 <sup>RD</sup>
<b>2009-10 (1)</b>				
John Curry (2)	10/10	BRI	13:27	2 <sup>ND</sup>
<b>2010-11 (1)</b>				
John Curry (3)	12/1	@ALB	2:33	1 <sup>ST</sup>
<b>2011-12 (1)</b>				
Brad Thiessen	11/4	HER	17:17	3 <sup>RD</sup>
<b>2012-13 (3)</b>				
Jeff Zatkoff	11/4	BRI	8:00	2 <sup>ND</sup>
Jeff Zatkoff (2)	11/30	SYR	18:53	3 <sup>RD</sup>
Jeff Zatkoff (3)	2/9	@NOR	13:21	1 <sup>ST</sup>
<b>2013-14 (2)</b>				
Jeff Drouin-Deslauriers	10/13	@SYR	18:34	3 <sup>RD</sup>
Eric Hartzell	12/31	SYR	1:11	1 <sup>ST</sup>
<b>2014-15 (2)</b>				
Eric Hartzell (2)	11/9	SYR	3:21	OT
Jeff Zatkoff (4)	2/14	LV	0:57	2 <sup>ND</sup>
<b>2015-16 (3)</b>				
Tristan Jarry	10/28	BNG	6:10	2 <sup>ND</sup>
Matt Murray	10/30	HFD	13:11	3 <sup>RD</sup>
Matt Murray (2)	10/30	HFD	18:13	3 <sup>RD</sup>
<b>2016-17 (2)</b>				
Tristan Jarry (2)	11/6	@PRO	17:25	2 <sup>ND</sup>
Casey DeSmith	3/10	HFD	8:45	1 <sup>ST</sup>
<b>2017-18 (1)</b>				
Tristan Jarry (3)	10/7	CHA	7:40	1 <sup>ST</sup>

HOME – 29

AWAY – 5

TOTAL – 34

MOST ALL-TIME – Sébastien Caron; Robbie Tallas; Jeff Zatkoff (4)

MOST ONE YEAR (Indv.) – Robbie Tallas, 2001-02; Dany Sabourin, 2005-06; Jeff Zatkoff, 2012-13 (4)

MOST ONE YEAR (Team) – 2005-06 (5)

MOST AGAINST ONE OPPONENT – Philadelphia/Lehigh Valley Phantoms, Syracuse Crunch (5)

# ALL-TIME SWEATER NUMBERS

<b>1</b>	Mark Scally, Robbie Tallas, Andy Franck, Nolan Schaefer, John Curry, Curtis Darling, Brad Theissen, Patrick Killeen, Scott Darling, Casey DeSmith	<b>11</b>	Alexei Kolkunov, Jan Fadrný, Brendan Walsh, Alexandre Daigle, Ryan Tobler, Pascal Morency, Tim Verbeek, Rico Fata, Krysl Kolanos, Tyler Kennedy, Reid Cashman, Zach Sill, Kevin Porter, Jarrett Burton, Daniel Sprong
<b>2</b>	Jean-Paul Tessier, Chris Bogas, Brooks Orpik, Rob Scuderi, Andy Schneider, Terry Virtue, Ryan Lannon, Jean-Philippe Côté, Nate Guenin, Corey Potter, Boris Valábik, Dylan Reese, Peter Merth, Harrison Ruopp, Chad Ruhwedel, Jeff Taylor	<b>12</b>	Martin Sonnenberg, Ryan Malone, Steve Webb, Ben Eaves, Patrick Thoresen, Ryan Glenn, Jason Deitsch, Mark Ardelan, Jordan Morrison, Alex Grant, Brett Sterling, Jayson Megna, Chuck Kobasew, Bryan Rust, Cody Wydo, Zach Aston-Reese
<b>3</b>	Justin Harney, David Kočí, Bert Robertson, Bryan Young, Paul Bissonnette, Joey Mormina, Lane Caffaro, Reid McNeill, Andrey Pedan	<b>13</b>	Casey Harris, Jim Leger, Daniel Carcillo, Alex Goligoski, T.J. Fox, Colin McDonald, Beau Bennett, Patrick McGrath
<b>4</b>	Chris Kelleher, Rob Scuderi, Brooks Orpik, Alexandre Rouleau, T.J. Reynolds, Ondřej Němec, Curtiss Patrick, Grant McNeill, Jon D'Aversa, Carl Sneep, Peter Merth, Brendan Mikkelson, Taylor Chorney, Tim Erixon, Zach Trotman	<b>14</b>	Milan Kraft, Jan Fadrný, Scott Swanson, Shane Endicott, Wade Brookbank, Tim Sestito, Chris Minard, Chris Lee, Chris Collins, Devin DiDiomete, Tom Kühnhackl, Paul Crowder, Christiaan Minella, Teddy Blueger, Greg McKeeg, Cam Brown
<b>5</b>	Andrew Ference, Darcy Robinson, Noah Welch, Mark Letestu, Deryk Engelland, Philip Samuelsson, Sean Escobedo, David Warsofsky, Niclas Almari	<b>15</b>	Dylan Gyori, Alexander Zevakhin, Cam Paddock, Jason Jeffrey, Ed McGrane, Kenny Corupe, Joe Jensen, Ronald Petrovický, Dave Gove, Wade Brookbank, Robert Bortuzzo, Zack Torquato, Cody Sylvester, Beau Bennett, Scott Wilson, Josh Archibald, Sam Lafferty
<b>6</b>	Kurtis Drummond, Chris Slater, Mark Moore, Ross Lupaschuk, Mike Wilson, Drew Fata, Ryan Whitney, Andy Schneider, Tom Gilbert, Ben Lovejoy, Viktor Ekblom, Cody Wild, Scott Harrington, Ethan Prow	<b>16</b>	Kris Beech, Jean-François Dufour, Greg Pankewicz, Erik Christensen, Ned Havern, Alex Goligoski, Ryan Whitney, Casey Pierro-Zabotel, Mitch Ganzek, Andrew Orpik, Brandon DeFazio, Cody Chupp, Derek Nesbitt, Mike Carman, Matia Marcantuoni, Dustin Jeffrey, Thomas Di Pauli
<b>7</b>	Tom O'Connor, Peter Vandermeer, Darcy Vero, Andrew Ference, Michel Ouellet, Robert Nilsson, Nathan Smith, Bill Thomas, Brian Strait, Joe Morrow, Chris Barton, Harry Zolnierczyk, Alex Boak, Danny Kristo, Nick Sorkin, Kevin Czuczman	<b>17</b>	Mike Pomichter, Mark Murphy, Alexander Zevakhin, Bobby Russell, Guillaume Lefebvre, Kurtis McLean, Luca Caputi, Geoff Walker, Paul Thompson, Carter Rowney, Cody Wydo
<b>8</b>	Dennis Bonvie, Mike Yeo, Ross Lupaschuk, Daniel Fernholm, Alexei Mikhnov, Reagan Rome, Jon Awe, Tim Brent, T.J. Kemp, Andy Wozniowski, Robert Bortuzzo, Andrew Hutchinson, Nick Petersen, Brian Dumoulin, Will O'Neill, Brett Stern, Kevin Spinozzi	<b>18</b>	Boris Protsenko, Shane Endicott, Jonathan Filewich, Joe Vitale, Jesse Boulerice, Jason Williams, Dominik Uher, Anton Zlobin, Gage Quinney
<b>9</b>	Josef Melichar, Matt Hussey, Colby Armstrong, Connor James, Konstantin Pushkarev, Drew Fata, Alex Grant, Brian Gibbons, Jean-Sébastien Dea	<b>19</b>	Dylan Gyori, Toby Petersen, Ramzi Abid, Ryan Whitney, Kyle Brodziak, Luca Caputi, Wyatt Smith, Bryan Lerg, Philippe Dupuis, Jayson Megna, Adam Krause, Garrett Wilson
<b>10</b>	Billy Tibbetts, Mark Moore, Zenon Konopka, Micki DuPont, Kris Beech, Stephen Dixon, Mark Letestu, Paul Thompson, Ben Street, Mark Eaton, Reid McNeill, Nick Drazenovic, John McCarron, Stuart Percy, Troy Josephs	<b>20</b>	Joel Laing, Colby Armstrong, Mike Sgroi, Paul Bissonnette, Jean-François Jacques, Steve Wagner, Alex Grant, Carter Rowney, Dustin Stevenson, Danny Syvret, Ty Loney, Jarrett Burton

# ALL-TIME SWEATER NUMBERS

<b>21</b>	Valentin Morozov, Michal Sivek, Maxime Talbot, Chris Blight, Dustin Jeffrey, Benn Ferriero, Chris Collins, Nick D'Agostino, Kael Mouillierat, Sahir Gill, Reid Gardiner	<b>32</b>	Alexandre Mathieu, Dave Karpa, J.C. Ruid, Alain Nasreddine, Bryan Ewing, David Marshall, Kevin Schulze, Lukas Bengtsson
<b>22</b>	Sven Butenschön, Chris Bogas, Michal Sivek, John Jakopin, Matt Murley, Cam Paddock, Matt Carkner, Jeff Taffe, Ryan Craig, Harrison Ruopp, Ryan Parent, Tyler Biggs, Frank Corrado, Dane Birks	<b>33</b>	Steve Parsons, Justin Harney, Shaun Peet, Peter Ratchuk, Guillaume Lefebvre, Reid Simpson, Lasse Pirjetä, Drew Fata, Eric Cairns, Kyle Rank, Tommy Goebel, Steve MacIntyre, Sahir Gill, Brian Foster
<b>23</b>	Brendan Buckley, Ray DiLauro, Alexandre Rouleau, Ryan Stone, Lane Caffaro, Chris Conner, Andy Bathgate, Matt Rust, Trevor Smith, Scott Wilson, Teddy Blueger	<b>34</b>	Robbie Tallas, Aaron Boogaard, Peter Merth, Pierre-Luc Létourneau-Leblond, Dylan Zink
<b>24</b>	Louis Bédard, Steve Leach, Jason McDonald, Marquis Mathieu, Kenny Corupe, Árpád Mihály, Tim Wallace, Brandon DeFazio, Bobby Farnham, Sahir Gill, Cameron Gaunce, Jarred Tinordi	<b>35</b>	David Weninger, Mark Gowan, Jim Dineen, Craig Hillier, Sébastien Caron, Dany Sabourin, Devan Dubnyk, Ty Conklin, Adam Berkhoele, Tristan Jarry, Étienne Marcoux
<b>25</b>	Tom Kostopoulos, Jean-Philippe Soucy, Brian Gaffney, Tomáš Surový, Micki DuPont, Janne Pesonen, Eric Tangradi, Andrew Ebbett, Tom Sestito	<b>36</b>	Jeff Pietrasiak, Aaron Boogaard, John Curry, Bryan Rust, Clark Seymour, Jan Drozg
<b>26</b>	John Slaney, Ryan Lannon, Marc-Antoine Pouliot, Jean-Michel Daoust, Joe Vitale, Cal O'Reilly, Riley Holzapfel, Dominik Uher, Adam Krause, Christian Thomas	<b>37</b>	Greg Crozier, Jesse Cook, Ryan VandenBussche, Petr Tatíček, Árpád Mihály, Ryan Bayda, Paul Thompson, Jeff Zatkoff, Franky Palazzese, Christian Hilbrich, Josh Jooris
<b>27</b>	Dennis Bonvie, François Leroux, Patrick Boileau, Drew Fata	<b>38</b>	Sébastien Caron, Jean-Sébastien Aubin, Nick Boucher, Marc-André Fleury, Kurtis McLean, Adam Henrich, Ryan Schnell, Jeff Drouin-Deslauriers, Paul Cianfrini, Niclas Andersén, Thomas Di Pauli
<b>28</b>	Pavel Skrbek, Michal Rozsival, Konstantin Koltsov, Ben Blais, Pauli Levokari, Matt Hussey, Wade Skolney, Nick Johnson, Adam Payerl, Steve Oleksy, Frank Corrado, Dylan Zink	<b>39</b>	Sean Collins, Brad Thiessen, Peter Mannino, Steven Shamanski, Daniel Sprong, Ryan Haggerty
<b>29</b>	Tyler Wright, Tom Kostopoulos, Marc-André Fleury, Tyler Spurgeon	<b>40</b>	Andy Chiodo, Jeff Drouin-Deslauriers, Karl Goehring, Nick Petersen, Matt Murray, Oskar Sundqvist
<b>30</b>	Mike Parson, Jean-Sébastien Aubin, Kris Wells, Jim Dinneen, Michel Larocque, Garth Snow, Mark Scally, Mike Valley, Martin Brochu, David Brown, Matt Murray, Anthony Peters	<b>41</b>	Richard Lintner, Sébastien Caron, Joey Haddad, Dan Henningson, Chris Barton, Barry Goers
<b>31</b>	Craig Hillier, Ryan Bach, Tyler Moss, Rich Parent, Sébastien Caron, Andrew Penner, Eric Hartzell, Doug Carr, Sean Maguire	<b>42</b>	Ben Street, Andrew Hotham, Chad Kolarik, Josh Archibald, C.J. Severyn, Kasper Kapanen, Zack Torquato, Matthias Plachta, Ryan Segalla, Joseph Cramarossa

# ALL-TIME SWEATER NUMBERS

**43**

Tyler Murovich, Scott Munroe, Warren Peters,  
Conor Sheary

**52**

Niko Dimotrakos, Matia Marcantuoni

**44**

Trent Cull, Steve Parsons, Brooks Orpik,  
Rob Schremp, Danny Richmond, Keven Veilleux,  
Denver Manderson, Jean-Sébastien Dea,  
Adam Clendening, Derek Army, Jake Guentzel

**54**

Lukas Bengtsson

**45**

Alexandre Picard, Ryan Parent, Troy Josephs,  
Kevin Schulze

**55**

Jason DeSantis, Chris Summers

**46**

Reid Gardiner, Zach Aston-Reese, Freddie Tiffels

**58**

Kris Letang

**47**

Chris Thorburn, Simon Després, Adam Johnson

**59**

Róbert Döme

**48**

Kyle Rossiter, Anthony Angello

**71**

Mario Larocque, Konstantin Koltsov

**49**

Dominik Simon, Michael Leighton

**72**

Éric Meloche

**50**

Sean Maguire, Colin Stevens

**81**

Miroslav Šatan

**51**

Derrick Pouliot, Dominik Simon

**92**

Tomáš Vokoun



1999

2019

# **ALL-STARS AND AWARD WINNERS**



# AHL ALL-STAR GAME

SEASON	SITE	PLAYER	TEAM	GOALS	ASSISTS	POINTS
1999-00	Rochester	John Slaney	Canadian AHL All-Stars	1	0	1
		Greg Crozier	Canadian AHL All-Stars	1	2	3
		Andrew Ference	Canadian AHL All-Stars	0	1	1
2000-01	Wilkes-Barre	<b>Toby Petersen</b>	Planet USA AHL All-Stars	1	1	2
		<b>John Slaney</b> <sup>#</sup>	Canadian AHL All-Stars	1	2	3
		Billy Tibbetts*	Canadian AHL All-Stars	--	--	--
2001-02	St. John's	Tom Kostopoulos	Canadian AHL All-Stars	1	1	2
		Shane Endicott*	Canadian AHL All-Stars	--	--	--
2002-03	Portland	Ross Lupaschuk	Canadian AHL All-Stars	1	0	1
		Tomáš Surový	Planet USA AHL All-Stars	0	2	2
		Milan Kraft	Canadian AHL All-Stars	--	--	--
2003-04	Grand Rapids	Matt Murley	Planet USA AHL All-Stars	2	1	3
2004-05	Manchester	<b>Michel Ouellet</b>	Canadian AHL All-Stars	1	1	2
		Noah Welch	Planet USA AHL All-Stars	0	1	1
		Michel Ouellet*	Canadian AHL All-Stars	--	--	--
		Tomáš Surový*	Planet USA AHL All-Stars	--	--	--
2005-06	Winnipeg	Dany Sabourin	Canadian AHL All-Stars	2	9	20:00
		Jonathan Filewich	Canadian AHL All-Stars	0	1	1
2006-07	Toronto	Noah Welch*	Canadian AHL All-Stars	--	--	--
		Alex Goligoski	Planet USA AHL All-Stars	0	0	0
2007-08	Binghamton	Jeff Taffe*	Planet USA AHL All-Stars	--	--	--
		<b>Chris Minard</b>	Planet USA AHL All-Stars	0	0	0
2008-09	Worcester	Jeff Taffe	Planet USA AHL All-Stars	3	2	5
		Ben Lovejoy	Canadian AHL All-Stars	0	0	0
		<b>Dustin Jeffrey</b>	Canadian AHL All-Stars	1	1	2
2009-10	Portland	Robert Bortuzzo	Eastern Conference	2	0	2
		Eric Tangradi	Eastern Conference	0	1	1
		Dustin Jeffrey*	Eastern Conference	--	--	--
		John Curry	Eastern Conference	4	27	29:47
2010-11	Hershey	<b>Brad Thiessen</b> *	Eastern Conference	--	--	--
		Colin McDonald	Eastern Conference	0	1	1
		<b>Simon Després</b> *	Eastern Conference	--	--	--
2011-12	Atlantic City	Chad Kolarik	Eastern Conference	2	0	2
		Beau Bennett*	Eastern Conference	--	--	--
2012-13	Providence	Beau Bennett*	Eastern Conference	--	--	--
2013-14	St. John's	Brian Gibbons	Eastern Conference	0	2	2

## GOALIE STATS: GOALS AGAINST / SAVES / MINUTES

**Bold** indicates named starter

\* = Missed game due to NHL call-up/injury

# = Played in ASG as member of another AHL club

continued on next page...

## AHL ALL-STAR GAME continued...

SEASON	SITE	PLAYER	TEAM	GOALS	ASSISTS	POINTS
2014-15	Utica	<b>Tom Kostopoulos</b>	Eastern Conference	0	1	1
		Derrick Pouliot	Eastern Conference	0	1	1
		Jeff Zatkoff*	Eastern Conference	--	--	--
2015-16	Syracuse	Will O'Neill	Atlantic Division	0	1	1
		Dominik Simon*	Atlantic Division	--	--	--
		Derrick Pouliot*	Atlantic Division	--	--	--
		Matt Murray*	Atlantic Division	--	--	--
2016-17	Allentown	David Warsofsky	Atlantic Division	0	3	3
		Tristan Jarry	Atlantic Division	1	6	18:08
		Jake Guentzel*	Atlantic Division	--	--	--
2017-18	Utica	Daniel Sprong	Atlantic Division	0	2	2
		Casey DeSmith*	Atlantic Division	--	--	--

GOALIE STATS: GOALS AGAINST / SAVES / MINUTES

**Bold** indicates named starter  
 \* = Missed game due to NHL call-up/injury



# AHL AWARDS WON BY PENGUINS

## ANNUAL AWARDS

### Louis A.R. Pieri Memorial Award (Outstanding Coach)

Season	Coach
2010-11	John Hynes

### Eddie Shore Award (Outstanding Defenseman)

Season	Player
2000-01	John Slaney

### Dudley "Red" Garrett Memorial Award (Outstanding Rookie)

Season	Pos.	Player
2014-15	G	Matt Murray

### Aldege "Baz" Bastien Memorial Award (Outstanding Goaltender)

Season	Goalie
2004-05	Dany Sabourin
2010-11	Brad Thiessen
2014-15	Matt Murray

### Harry "Hap" Holmes Memorial Award (Goalie(s) with lowest combined GAA)

Season	Goalie(s)
2005-06	Dany Sabourin
2010-11	Brad Thiessen & John Curry
2012-13	Brad Thiessen & Jeff Zatkoff
2013-14	Jeff Drouin-Deslauriers & Eric Hartzell
2014-15	Matt Murray & Jeff Zatkoff
2016-17	Tristan Jarry & Casey DeSmith

### Fred T. Hunt Memorial Trophy (Sportsmanship, Determination and Dedication to Hockey)

Season	Pos.	Player
2015-16	RW	Tom Kostopoulos

### James C. Hendy Memorial Award (Outstanding Executive)

Season	Award Winner
2002-03	Jeff Barrett

### Yanick Dupré Memorial Award (AHL Man of the Year)

Season	Pos.	Player
2006-07	D	Matt Carkner

### Thomas Ebright Award (Outstanding Contributions to the AHL)

Season	Award Winner
2012-13	Jeff Barrett

### Ken McKenzie Award (Outstanding PR & Marketing Executive)

Season	Award Winner
1999-00	Brian Magness & Rich Hixon
2014-15	Brian Coe

## AHL AWARDS WON BY PENGUINS continued...

### IN-SEASON AWARDS

#### CCM/AHL PLAYER OF THE WEEK

Date	Pos.	Player	Season
Apr. 10, 2000	D	John Slaney	1999-00
Nov. 6, 2000	D	John Slaney (2)	2000-01
Jan. 22, 2001	C	Milan Kraft	2000-01
Jan. 19, 2003	RW	Alexandre Daigle	2002-03
Apr. 6, 2003	G	Jean-Sébastien Aubin	2002-03
Nov. 2, 2003	RW	Tom Kostopoulos	2003-04
Mar. 28, 2004	C	Kris Beech	2003-04
Dec. 19, 2004	C	Kris Beech (2)	2004-05
Oct. 23, 2005	LW	Erik Christensen	2005-06
Jan. 7, 2007	RW	Tyler Kennedy	2006-07
Oct. 7, 2007	RW	Tyler Kennedy (2)	2007-08
Dec. 28, 2008	C	Jeff Taffe	2008-09
Feb. 8, 2009	G	John Curry	2008-09
Mar. 28, 2010	G	Brad Thiessen	2009-10
Dec. 12, 2010	LW	Eric Tangradi	2010-11
Feb. 13, 2011	G	Brad Thiessen (2)	2010-11
Nov. 13, 2011	C	Ben Street	2011-12
Jan. 19, 2014	D	Philip Samuelsson	2013-14
Feb. 8, 2015	G	Matt Murray	2014-15
Mar. 8, 2015	G	Matt Murray (2)	2014-15
Nov. 14, 2015	RW	Conor Sheary	2015-16
Jan. 8, 2017	D	David Warsofsky	2016-17
Jan. 14, 2018	D	Andrey Pedan	2017-18

**Forwards: 10**                      **Goalies: 4**  
**Defensemen: 4**                      **TOTAL: 23**

#### CCM/AHL PLAYER OF THE MONTH

Date	Pos.	Player	Season
Mar. 2016	RW	Carter Rowney	2015-16
Feb. 2010	RW	Chris Conner	2009-10

#### CCM/AHL ROOKIE OF THE MONTH

Date	Pos.	Player	Season
Dec. 2017	RW	Daniel Sprong	2017-18
Dec. 2016	LW	Jake Guentzel	2016-17
Dec. 2007	G	John Curry	2007-08





1999

2019

**SEASON**

**-BY-**

**SEASON**

**BREAKDOWN**

# 1999-00

23-43-9-5, 60 PTS 5<sup>TH</sup> Empire Division

## PLAYER STATISTICS

PLAYER	GP	G	A	PTS	+/-	PIM
John Slaney	49	30	30	60	+1	25
Tom Kostopoulos	76	26	32	58	-15	121
Martin Sonnenberg	62	20	33	53	E	109
Greg Crozier	71	22	22	44	-22	33
Sven Butenschön	75	19	21	40	-16	101
Valentin Morozov	59	14	25	39	-21	4
Róbert Döme	51	12	26	38	-6	83
Alexei Kolkunov	75	12	25	37	-23	33
Boris Protsenko	64	15	21	36	-11	41
Mark Murphy	38	11	22	33	-1	35
Dennis Bonvie	42	5	26	31	-10	243
Andrew Ference	44	8	20	28	-7	58
Pavel Skrbek	51	7	16	23	-29	50
Tyler Wright	25	5	15	20	-1	86
Casey Harris	74	6	6	12	-11	149
Josef Melichar	80	3	9	12	-18	126
Chris Kelleher	67	0	12	12	-9	40
Darcy Verot	23	5	5	10	+1	96
Jean-Paul Tessier	77	3	6	9	-3	106
Alexandre Mathieu	52	4	4	8	-15	18
Kurtis Drummond	66	3	3	6	-15	28
Steve Leach	4	2	3	5	+1	4
Dylan Gyori	36	2	2	4	-15	23
Mike Yeo	19	1	3	4	-16	4
Mike Pomichter	16	1	2	3	-6	11
Tom O'Connor	17	0	1	1	-4	4
David Weninger (G)	25	0	1	1	--	0
Peter Vandermeer	4	0	0	0	-3	7
Louis Bedard	5	0	0	0	-1	12
Ryan Bach (G)	28	0	0	0	--	20
bench	--	--	--	--	--	14
<b>TOTALS</b>		<b>236</b>	<b>391</b>	<b>627</b>	<b>-275</b>	<b>1684</b>

## GOALIE STATISTICS

PLAYER	GP	Min.	W-L-T	GAA	SV%	SO
Ryan Bach	28	1590	8-18-2	3.77	.891	0
David Weninger	25	1277	6-9-3	3.57	.879	0
Michel Larocque	13	727	5-6-1	2.81	.911	0
Tyler Moss	4	188	1-1-1	3.52	.895	0
Craig Hillier	11	520	1-6-2	4.15	.870	0
Jean-Sébastien Aubin	11	539	2-8-0	4.35	.870	0
<b>TOTALS</b>				<b>3.67</b>	<b>.886</b>	<b>0</b>

## GAMES AND RESULTS

DATE	RESULT	SCORE	OPPONENT
Oct. 1	L	2-0	at Philadelphia
Oct. 2	L	5-2	at Hershey
Oct. 9	L	4-1	at Kentucky
Oct. 10	L	8-2	at Kentucky
Oct. 12	L	3-2	at St. John's
Oct. 13	T	2-2	at St. John's
Oct. 15	T	4-4	at Saint John
Oct. 22	L	2-1	at Louisville
Oct. 24	L	6-0	at Cincinnati
Oct. 31	L	3-2	at Rochester
Nov. 5	L	7-5	at Syracuse
Nov. 10	W	5-3	at Hamilton
Nov. 12	T	3-3	at Rochester
Nov. 13	W	4-2	KENTUCKY
Nov. 16	T	3-3	ALBANY
Nov. 20	OTL	5-4	at Albany
Nov. 21	T	3-3	HAMILTON
Nov. 24	L	4-3	ROCHESTER
Nov. 26	L	7-5	at Syracuse
Nov. 27	L	2-1	SYRACUSE
Dec. 1	W (OT)	6-5	LOUISVILLE
Dec. 3	L	4-2	HERSHEY
Dec. 4	L	7-2	PHILADELPHIA
Dec. 8	W	4-2	CINCINNATI
Dec. 10	W	3-2	at Albany
Dec. 11	W (OT)	4-3	PROVIDENCE
Dec. 17	W	2-1	ALBANY
Dec. 18	L	7-6	PHILADELPHIA
Dec. 19	W (OT)	4-3	at Hershey
Dec. 22	L	6-1	HERSHEY
Dec. 26	L	4-1	at Hershey
Dec. 27	L	7-5	PHILADELPHIA
Dec. 29	L	7-2	at Syracuse
Dec. 30	L	5-2	at Worcester
Jan. 5	L	5-3	at Philadelphia
Jan. 7	L	3-1	at Providence
Jan. 8	L	7-2	PHILADELPHIA
Jan. 9	L	4-3	at Albany
Jan. 12	W	4-3	at Syracuse
Jan. 14	L	3-2	ROCHESTER
Jan. 15	L	4-2	at Hershey
Jan. 19	L	5-4	ROCHESTER
Jan. 21	W	7-3	HERSHEY
Jan. 22	L	4-2	WORCESTER
Jan. 25	W	8-4	SYRACUSE
Jan. 28	L	5-3	at Hartford
Jan. 29	T	3-3	ST. JOHN'S
Jan. 30	T	2-2	ST. JOHN'S
Feb. 1	OTL	4-3	ALBANY
Feb. 4	L	3-0	HERSHEY
Feb. 5	L	5-4	at Hershey
Feb. 12	W	6-5	at Louisville
Feb. 13	L	5-2	at Cincinnati
Feb. 18	L	2-1	at Portland
Feb. 19	W	3-1	LOUISVILLE
Feb. 21	W	5-4	at Philadelphia
Feb. 23	L	7-2	at Springfield
Feb. 25	W	4-3	HAMILTON
Feb. 26	L	5-2	PHILADELPHIA
Feb. 27	L	3-2	HARTFORD
Mar. 3	W	6-3	HERSHEY
Mar. 4	L	4-3	PORTLAND
Mar. 5	L	5-2	at Hamilton
Mar. 10	L	4-2	at Rochester
Mar. 11	W	4-1	ROCHESTER
Mar. 12	L	5-2	ALBANY
Mar. 14	W	4-3	SAINT JOHN
Mar. 17	W	3-2	SPRINGFIELD
Mar. 18	L	4-1	at Albany
Mar. 22	OTL	5-4	SYRACUSE
Mar. 24	L	2-1	CINCINNATI
Mar. 25	T	4-4	KENTUCKY
Mar. 26	W	5-3	at Philadelphia
Mar. 29	T	1-1	at Rochester
Mar. 31	L	5-3	at Hamilton
Apr. 1	OTL	4-3	at Albany
Apr. 4	W	3-1	ALBANY
Apr. 5	OTL	3-2	at Philadelphia
Apr. 7	W	4-2	SYRACUSE
Apr. 8	W	3-2	HAMILTON

# 2000-01

36-33-9-2, 83 PTS 2<sup>ND</sup> Mid-Atlantic Division

## PLAYER STATISTICS

PLAYER	GP	G	A	PTS	+/-	PIM
Toby Petersen	73	26	41	67	+8	22
Greg Crozier	77	24	36	60	+6	81
Tom Kostopoulos	80	16	36	52	+6	120
John Slaney	40	12	38	50	+3	4
Milan Kraft	40	21	23	44	-1	27
Éric Meloche	79	20	20	40	-9	72
Billy Tibbetts	38	14	24	38	-6	185
Sven Butenchön	55	7	28	35	+2	85
Jason MacDonald	74	17	16	33	-10	290
Martin Sonnenberg	73	14	18	32	+1	89
Alexandre Mathieu	77	11	17	28	+17	32
Trent Cull	71	11	15	26	-1	166
Alexander Zavakhin	77	14	11	25	E	16
Darcy Verot	78	10	15	25	-7	347
Andrew Ference	43	6	18	24	+4	95
Dennis Bonvie	65	5	18	23	+2	221
Dylan Gyori	70	5	15	20	+6	86
Chris Kelleher	66	6	13	19	+3	37
Michal Rozsival	29	8	8	16	+3	32
Brendan Buckley	63	2	8	10	E	62
Josef Melichar	46	2	5	7	+4	69
Jean-Philippe Soucy	13	0	2	2	-2	33
Sébastien Caron (G)	30	0	2	2	--	21
Shaun Peet	8	1	0	1	+3	7
Brian Gaffney	2	0	1	1	+1	0
Chris Bogas	5	0	1	1	+2	0
Chris Slater	7	0	1	1	-3	20
Justin Harney	14	0	1	1	-6	12
Joel Laing (G)	16	0	1	1	--	0
Rich Parent (G)	35	0	1	1	--	26
Steve Parsons	4	0	0	0	E	12
Mark Moore	11	0	0	0	+1	2
Jim Leger	18	0	0	0	-4	4
Garth Snow (G)	3	0	0	0	--	2
bench	--	--	--	--	--	18
<b>TOTALS</b>		<b>252</b>	<b>433</b>	<b>685</b>	<b>+23</b>	<b>2295</b>

## GOALIE STATISTICS

PLAYER	GP	Min.	W-L-T	GAA	SV%	SO
Rich Parent	35	2043	17-12-5	2.35	.922	2
Joel Laing	16	864	5-8-1	3.26	.902	0
Sébastien Caron	30	1746	12-14-3	3.54	.882	4
Garth Snow	3	178	2-1-0	2.36	.920	0
Mark Scally	1	6	0-0-0	29.43	.400	0
<b>TOTALS</b>				<b>3.06</b>	<b>.903</b>	<b>6</b>

## GAMES AND RESULTS

DATE	RESULT	SCORE	OPPONENT
Oct. 5	L	2-1	PHILADELPHIA
Oct. 6	W	3-2	at Philadelphia
Oct. 7	W	5-3	HERSHEY
Oct. 13	L	3-1	at Saint John
Oct. 15	L	5-3	at Québec
Oct. 21	W	3-2	SYRACUSE
Oct. 22	W	7-0	ALBANY
Oct. 25	W	4-1	KENTUCKY
Oct. 27	W	5-4	at Albany
Oct. 28	W	5-2	PHILADELPHIA
Nov. 3	W	6-2	at Syracuse
Nov. 4	W	5-4	ROCHESTER
Nov. 5	T	4-4	CINCINNATI
Nov. 8	W	4-3	at Norfolk
Nov. 11	W	4-1	ALBANY
Nov. 15	T	3-3	SPRINGFIELD
Nov. 17	W (OT)	5-4	at Rochester
Nov. 18	T	3-3	ALBANY
Nov. 19	L	4-1	ST. JOHN'S
Nov. 22	T	3-3	NORFOLK
Nov. 25	W	3-0	SYRACUSE
Nov. 26	W (OT)	4-3	at Hershey
Dec. 2	L	6-2	PHILADELPHIA
Dec. 3	W	5-1	LOUISVILLE
Dec. 7	L	7-4	at Louisville
Dec. 8	L	8-2	at Kentucky
Dec. 9	L	5-2	at Kentucky
Dec. 16	L	3-1	NORFOLK
Dec. 20	W	4-3	LOUISVILLE
Dec. 22	W	4-1	HERSHEY
Dec. 26	W	5-2	HERSHEY
Dec. 27	W	4-2	at Hershey
Dec. 29	T	2-2	at Rochester
Dec. 30	L	4-3	ROCHESTER
Jan. 3	L	3-1	ALBANY
Jan. 5	W	2-1	at Philadelphia
Jan. 6	W	4-1	at Hartford
Jan. 11	W	3-2	at Louisville
Jan. 12	L	4-3	at Cincinnati
Jan. 13	L	5-3	at Cincinnati
Jan. 19	OTL	4-3	PHILADELPHIA
Jan. 20	W	3-1	at Hershey
Jan. 21	W	4-0	at Philadelphia
Jan. 27	W	3-1	NORFOLK
Jan. 30	L	3-1	HARTFORD
Feb. 2	T	2-2	at Syracuse
Feb. 3*	L	3-2	Cincinnati*
Feb. 6	W	8-6	at St. John's
Feb. 7	T	2-2	at St. John's
Feb. 9	L	5-3	at Hamilton
Feb. 10	W	4-3	at Albany
Feb. 13	L	5-3	PHILADELPHIA
Feb. 16	L	3-1	at Norfolk
Feb. 17	L	5-4	at Norfolk
Feb. 19	L	4-3	SYRACUSE
Feb. 23	W	2-0	at Philadelphia
Feb. 24	T	7-7	ST. JOHN'S
Feb. 25	L	3-1	at Albany
Feb. 28	L	7-2	SYRACUSE
Mar. 2	L	3-1	HERSHEY
Mar. 3	L	4-2	at Hershey
Mar. 6	L	7-3	SAINT JOHN
Mar. 7	L	5-3	QUÉBEC
Mar. 10	W	4-3	PROVIDENCE
Mar. 11	L	2-1	at Syracuse
Mar. 13	L	4-1	at Philadelphia
Mar. 16	OTL	3-2	at Worcester
Mar. 17	W	4-3	NORFOLK
Mar. 18	L	4-2	HAMILTON
Mar. 21	W	7-0	WORCESTER
Mar. 23	L	1-0	at Syracuse
Mar. 25	W	2-0	at Norfolk
Mar. 28	W	4-3	KENTUCKY
Mar. 30	L	4-3	at Providence
Mar. 31	W (OT)	3-2	HERSHEY
Apr. 1	T	6-6	at Syracuse
Apr. 4	L	3-2	at Springfield
Apr. 6	W (OT)	2-1	SYRACUSE
Apr. 7	W	5-4	ALBANY
Apr. 8	L	3-0	at Hershey

\* = Game played in Pittsburgh, Pa.

# 2001-02

20-44-13-3, 56 PTS 5<sup>TH</sup> South Division

## PLAYER STATISTICS

PLAYER	GP	G	A	PTS	+/-	PIM
Tom Kostopoulos	70	27	26	53	-1	112
Martin Sonnenberg	78	20	30	50	-4	127
Shane Endicott	63	19	20	39	-12	46
Peter Ratchuk	75	16	23	39	-32	55
Tomáš Surový	65	23	10	33	-9	37
Billy Tibbetts	24	13	17	30	-1	193
Ross Lupaschuk	72	9	20	29	-10	91
Éric Meloche	55	13	14	27	-4	91
Alexander Zevakhin	74	7	16	23	-25	29
Rob Scuderi	75	1	22	23	-4	66
Jan Fadrný	60	8	14	22	-9	54
Jason MacDonald	57	8	13	21	-15	330
Brooks Orpik	78	2	18	20	+2	99
Brendan Buckley	80	1	19	20	-14	116
Róbert Döme	39	9	8	17	-7	53
Darcy Verot	71	6	10	16	-19	387
Michal Sivek	25	4	8	12	-12	30
Mike Wilson	46	3	9	12	-3	59
Alexandre Mathieu	40	1	8	9	-13	16
Milan Kraft	8	4	4	8	+8	10
John Jakopin	30	3	5	8	+3	90
Darcy Robinson	40	0	5	5	-8	35
Brendan Walsh	29	2	2	4	-2	184
David Kočí	26	1	3	4	-1	98
Robbie Tallas (G)	38	0	3	3	--	0
Steve Parsons	52	1	1	2	-2	366
Bert Robertsson	13	0	0	0	-3	15
Sébastien Caron (G)	46	0	0	0	--	2
bench	--	--	--	--	--	18
<b>TOTALS</b>		<b>201</b>	<b>328</b>	<b>529</b>	<b>-197</b>	<b>2809</b>

## GOALIE STATISTICS

PLAYER	GP	Min.	W-L-T	GAA	SV%	SO
Sébastien Caron	46	2671	14-22-8	3.12	.903	1
Robbie Tallas	38	2183	6-25-5	3.46	.901	0
<b>TOTALS</b>				<b>3.37</b>	<b>.903</b>	<b>6</b>

## GAMES AND RESULTS

DATE	RESULT	SCORE	OPPONENT
Oct. 4	L	6-4	ST. JOHN'S
Oct. 6	T	4-4	ROCHESTER
Oct. 7	L	7-1	at Philadelphia
Oct. 12	L	4-3	at Syracuse
Oct. 13	L	7-3	at Cleveland
Oct. 17	W	5-4	HERSHEY
Oct. 19	L	5-2	at Syracuse
Oct. 20	L	5-3	PHILADELPHIA
Oct. 24	L	4-2	at Utah
Oct. 25	L	4-2	at Utah
Oct. 28	L	6-3	QUÉBEC
Oct. 30	OTL	4-3	HERSHEY
Nov. 2	W (OT)	4-3	at Québec
Nov. 3	T	5-5	at Albany
Nov. 8	L	5-3	at St. John's
Nov. 9	W	7-6	at St. John's
Nov. 11	L	4-3	NORFOLK
Nov. 14	L	3-2	at Hershey
Nov. 16	T	3-3	HARTFORD
Nov. 17	L	6-2	at Rochester
Nov. 18	L	2-1	at Philadelphia
Nov. 22	L	3-0	GRAND RAPIDS
Nov. 23	OTL	3-2	at Rochester
Nov. 27	T	2-2	PHILADELPHIA
Dec. 1	L	4-3	PHILADELPHIA
Dec. 7	T	4-4	SYRACUSE
Dec. 8	W	6-1	ALBANY
Dec. 12	T	1-1	at Philadelphia
Dec. 14	T	2-2	HERSHEY
Dec. 15	L	5-3	ST. JOHN'S
Dec. 16	L	3-0	at Philadelphia
Dec. 21	L	2-1	HERSHEY
Dec. 22	W	3-2	PHILADELPHIA
Dec. 23	L	6-0	NORFOLK
Dec. 27	OTL	2-1	at Syracuse
Dec. 29	W	7-3	at Hershey
Dec. 30	L	5-0	NORFOLK
Dec. 31	W	4-2	PHILADELPHIA
Jan. 4	L	2-1	at Milwaukee
Jan. 5	T	3-3	at Chicago
Jan. 6	L	7-2	at Cincinnati
Jan. 9	L	2-1	at Norfolk
Jan. 11	W (OT)	4-3	at Norfolk
Jan. 12	L	4-1	SYRACUSE
Jan. 13	W	8-5	MILWAUKEE
Jan. 18	W (OT)	3-2	HERSHEY
Jan. 19	T	1-1	at Hershey
Jan. 20	W	3-2	SYRACUSE
Jan. 25	L	3-0	at Saint John
Jan. 26	L	4-3	at Saint John
Jan. 30	L	3-1	SAINT JOHN
Feb. 2	L	3-2	BRIDGEPORT
Feb. 3	W	3-2	NORFOLK
Feb. 6	W	4-1	ROCHESTER
Feb. 9	L	3-2	at Bridgeport
Feb. 10	W (OT)	5-4	NORFOLK
Feb. 15	L	4-1	HERSHEY
Feb. 16	W	2-1	CHICAGO
Feb. 18	L	5-2	UTAH
Feb. 20	W	3-2	UTAH
Feb. 22	T	2-2	at Syracuse
Feb. 23	L	6-5	at Hartford
Feb. 24	W	4-1	at Hershey
Feb. 27	L	4-0	at Syracuse
Mar. 1	T	4-4	CLEVELAND
Mar. 6	W	3-0	CINCINNATI
Mar. 8	L	2-0	at Syracuse
Mar. 9	W	5-3	SAINT JOHN
Mar. 10	T	3-3	SYRACUSE
Mar. 13	W	3-1	at Norfolk
Mar. 16	L	2-0	at Hershey
Mar. 17	L	4-0	SYRACUSE
Mar. 20	L	2-0	at Philadelphia
Mar. 23	L	3-2	at Grand Rapids
Mar. 27	L	3-2	at Norfolk
Mar. 29	L	5-1	at Norfolk
Mar. 30	L	4-0	SYRACUSE
Apr. 3	T	1-1	at Philadelphia
Apr. 5	L	5-3	PHILADELPHIA
Apr. 6	L	6-4	at Hershey



# 2002-03

36-32-7-5, 84 PTS 3<sup>RD</sup> South Division

## PLAYER STATISTICS

PLAYER	GP	G	A	PTS	+/-	PIM
Toby Petersen	80	31	35	66	-18	24
Tom Kostopoulos	71	21	42	63	-4	131
Matt Murley	73	21	37	58	-4	45
Kris Beech	50	19	24	43	-4	76
Tomáš Surový	39	19	20	39	+3	18
Shane Endicott	74	13	26	39	-7	68
Alexandre Daigle	40	9	29	38	-10	18
Milan Kraft	40	13	24	37	-16	28
Ross Lupaschuk	74	18	18	36	+1	101
Konstantin Koltsov	65	9	21	30	-8	41
Éric Meloche	59	12	17	29	E	95
Michal Sivek	40	10	17	27	-11	33
Matt Hussey	69	12	11	23	-2	28
Rob Scuderi	74	4	17	21	+5	44
Colby Armstrong	73	7	11	18	-13	76
Brooks Orpik	71	4	14	18	+5	105
Jason MacDonald	56	4	7	11	+1	137
Mike Wilson	45	4	5	9	-1	89
Brendan Buckley	80	2	6	8	-15	99
Darcy Robinson	48	1	7	8	-5	89
Bobby Russell	26	4	3	7	+3	14
Alexander Zevakhin	13	4	2	6	+1	2
Richard Lintner	6	1	4	5	-2	2
Micki DuPont	14	1	4	5	-6	16
François Leroux	57	1	3	4	-15	124
Michel Ouellet	4	0	2	2	+1	0
Guillaume Levebvre	1	1	0	1	+2	0
Ryan Malone	3	0	1	1	-1	2
Zenon Konopka	4	0	1	1	E	9
Sébastien Caron (G)	27	0	1	1	--	2
Robbie Tallas (G)	33	0	1	1	--	4
Andrew Ference	1	0	0	0	+1	2
David Kočí	9	0	0	0	E	4
Mike Valley (G)	10	0	0	0	--	2
Jean-Sébastien Aubin (G)	16	0	0	0	--	2
bench	--	--	--	--	--	22
<b>TOTALS</b>		<b>245</b>	<b>410</b>	<b>655</b>	<b>-119</b>	<b>1552</b>

## GOALIE STATISTICS

PLAYER	GP	Min.	W-L-T	GAA	SV%	SO
Jean-Sébastien Aubin	16	919	8-6-1	1.89	.937	3
Sébastien Caron	27	1561	2-6-2	3.11	.904	1
Robbie Tallas	33	1763	12-14-1	3.37	.898	0
Mike Valley	10	579	14-11-3	3.01	.905	1
<b>TOTALS</b>				<b>3.07</b>	<b>.905</b>	<b>5</b>

## GAMES AND RESULTS

DATE	RESULT	SCORE	OPPONENT
Oct. 10	W	5-3	ST. JOHN'S
Oct. 12	L	6-3	HERSHEY
Oct. 14	W	3-2	ST. JOHN'S
Oct. 18	L	5-4	at Philadelphia
Oct. 19	W	4-1	PHILADELPHIA
Oct. 25	L	4-1	at Binghamton
Oct. 26	L	2-1	NORFOLK
Oct. 30	T	4-4	ROCHESTER
Nov. 2	W	4-3	at Binghamton
Nov. 3	L	5-3	UTAH
Nov. 6	L	7-2	at Philadelphia
Nov. 8	L	6-1	at Hamilton
Nov. 9	L	2-0	at Syracuse
Nov. 13	L	3-0	HAMILTON
Nov. 15	L	4-2	at Norfolk
Nov. 16	W	4-3	at Norfolk
Nov. 20	OTL	4-3	HERSHEY
Nov. 23	W	5-3	NORFOLK
Nov. 24	W	3-1	CINCINNATI
Nov. 27	L	5-4	NORFOLK
Nov. 29	W	4-3	at Saint John
Nov. 30	T	2-2	at Saint John
Dec. 1	OTL	3-2	at Portland
Dec. 6	W	6-5	at Houston
Dec. 7	L	3-1	at San Antonio
Dec. 13	W	6-1	at Philadelphia
Dec. 14	W	6-3	at Syracuse
Dec. 15	L	3-0	at Hershey
Dec. 17	L	5-4	BINGHAMTON
Dec. 21	W	5-1	PHILADELPHIA
Dec. 22	W	2-1	PORTLAND
Dec. 26	OTL	4-3	PHILADELPHIA
Dec. 27	W	1-0	at Norfolk
Dec. 28	W	4-1	at Norfolk
Dec. 31	L	4-3	HERSHEY
Jan. 3	L	5-1	at Philadelphia
Jan. 4	W	6-3	ALBANY
Jan. 8	W	3-1	at Norfolk
Jan. 10	L	4-3	at St. John's
Jan. 11	L	5-2	at St. John's
Jan. 15	W	3-2	at Hershey
Jan. 17	W	4-2	LOWELL
Jan. 18	L	7-5	CLEVELAND
Jan. 21	W	3-2	HERSHEY
Jan. 22	T	4-4	at Hershey
Jan. 24	L	3-1	at Syracuse
Jan. 25	L	5-2	at Binghamton
Jan. 29	W	5-2	SYRACUSE
Jan. 31	W	4-2	UTAH
Feb. 1	L	6-5	HOUSTON
Feb. 5	L	4-3	PHILADELPHIA
Feb. 7	W	5-0	SAN ANTONIO
Feb. 8	W	4-3	SAN ANTONIO
Feb. 9	T	3-3	at Rochester
Feb. 12	W	4-3	BINGHAMTON
Feb. 15	W	5-3	at Albanv
Feb. 16	OTL	3-2	at Binghamton
Feb. 19	L	5-2	at Utah
Feb. 21	L	6-4	at Utah
Feb. 23	T	4-4	at San Antonio
Feb. 26	W	6-3	BINGHAMTON
Feb. 28	L	5-4	at Cleveland
Mar. 1	L	3-1	at Cincinnati
Mar. 2	W	3-1	at Cincinnati
Mar. 8	W	4-3	HERSHEY
Mar. 10	L	4-2	SYRACUSE
Mar. 12	L	2-0	SAINT JOHN
Mar. 15	W	4-3	at Hershey
Mar. 16	L	5-0	SAINT JOHN
Mar. 17	L	3-0	PHILADELPHIA
Mar. 19	W	4-0	SYRACUSE
Mar. 22	W	4-0	at Lowell
Mar. 23	L	3-1	at Hershey
Mar. 28	L	3-2	BINGHAMTON
Mar. 29	W	5-2	SYRACUSE
Mar. 30	T	4-4	at Syracuse
Apr. 2	W	2-1	CINCINNATI
Apr. 4	W	2-0	NORFOLK
Apr. 5	T	1-1	NORFOLK
Apr. 6	W (OT)	4-3	at Philadelphia

# 2003-04

34-28-10-8, 86 PTS 3<sup>RD</sup> East Division

## PLAYER STATISTICS

PLAYER	GP	G	A	PTS	+/-	PIM
Michel Ouellet	79	30	19	49	E	34
Kris Beech	53	20	25	45	+15	97
Toby Petersen	62	15	29	44	+15	4
Éric Meloche	56	16	26	42	+6	49
Shane Endicott	79	17	22	39	-2	68
Matt Murley	63	10	26	36	+2	69
Patrick Boileau	51	6	29	35	+6	43
Tomáš Surový	30	14	15	29	+13	14
Colby Armstrong	67	10	17	27	+6	71
Marquis Mathieu	77	10	14	24	-3	105
Ross Lupaschuk	58	4	17	21	+7	96
Tom Kostopoulos	21	7	13	20	+13	43
Reid Simpson	51	6	11	17	-1	168
Guillaume Lefebvre	64	4	12	16	-4	78
Rob Scuderi	64	1	15	16	+1	54
Michal Sivek	22	4	7	11	E	6
Steve Webb	30	4	7	11	+1	48
Dave Karpa	29	3	8	11	+2	43
Pauli Levokari	27	3	4	7	E	54
(TOTALS)	55	3	7	10	E	103
Alain Nasreddine	17	1	1	2	+6	16
(TOTALS)	70	2	7	9	+6	86
Darcy Robinson	57	2	6	8	-1	64
David Kočí	78	1	7	8	+4	298
Brendan Buckley	45	2	4	6	+1	61
J.C. Ruid	18	2	2	4	-1	6
Jesse Cook	11	1	3	4	+4	2
Konstantin Koltsov	3	0	4	4	+3	4
Matt Hussey	55	2	1	3	-3	6
Drew Fata	23	1	2	3	+2	26
Ondřej Němec	7	1	2	3	+1	2
Jean-François Dufour	13	0	3	3	-1	0
Ben Blais	4	0	2	2	+2	2
Alexandre Rouleau	14	0	2	2	+2	16
Jason Jaffray	5	0	1	1	-1	0
Ryan Tobler	12	0	1	1	-4	34
Martin Brochu (G)	15	0	1	1	--	2
Michal Rozsival	1	0	0	0	E	2
Cam Paddock	1	0	0	0	E	2
Scott Swanson	1	0	0	0	E	0
Greg Pankewicz	2	0	0	0	-1	0
Mario Larocque	3	0	0	0	E	4
Brooks Orpik	3	0	0	0	+1	2
T.J. Reynolds	4	0	0	0	E	7
Nick Boucher (G)	6	0	0	0	--	0
Andy Chiodo (G)	44	0	0	0	--	23
Jean-Sébastien Aubin (G)	13	0	0	0	--	2
Sébastien Caron (G)	14	0	0	0	--	2
bench	--	--	--	--	--	0
<b>TOTALS</b>	<b>197</b>	<b>358</b>	<b>555</b>	<b>+91</b>		<b>1767</b>

## GOALIE STATISTICS

PLAYER	GP	Min.	W-L-T	GAA	SV%	SO
Sébastien Caron	14	811	7-3-4	1.92	.930	2
Andy Chiodo	44	2448	18-19-2	2.40	.908	4
Nick Boucher	6	205	1-0-1	2.05	.923	0
Martin Brochu	15	731	4-9-1	2.55	.906	1
Jean-Sébastien Aubin	13	670	4-5-2	2.78	.901	0
<b>TOTALS</b>				<b>2.43</b>	<b>.909</b>	<b>7</b>

## GAMES AND RESULTS

DATE	RESULT	SCORE	OPPONENT
Oct. 8	L	6-3	NORFOLK
Oct. 11	W	4-2	NORFOLK
Oct. 17	L	3-2	at Syracuse
Oct. 22	W	6-1	at Norfolk
Oct. 24	W	3-1	PHILADELPHIA
Oct. 25	L	4-1	BRIDGEPORT
Oct. 29	W	3-0	SYRACUSE
Oct. 31	T	4-4	at Albany
Nov. 1	W (OT)	3-2	at Hershey
Nov. 2	W	2-1	at Worcester
Nov. 7	L	3-2	at Syracuse
Nov. 8	W	3-1	SYRACUSE
Nov. 9	L	1-0	PROVIDENCE
Nov. 15	L	4-0	at Portland
Nov. 16	OTL	3-2	at Bridgeport
Nov. 21	OTL	4-3	HERSHEY
Nov. 22	L	5-4	PHILADELPHIA
Nov. 26	W	2-1	PORTLAND
Nov. 28	L	3-2	at Philadelphia
Nov. 29	L	1-0	at Springfield
Nov. 30	T	3-3	at Hershey
Dec. 5	T	2-2	at Providence
Dec. 6	W	4-1	at Binghamton
Dec. 10	W	6-4	HERSHEY
Dec. 12	L	3-1	WORCESTER
Dec. 13	L	3-2	at Albany
Dec. 17	W	3-2	at Bridgeport
Dec. 19	T	1-1	at Binghamton
Dec. 20	W	6-2	ALBANY
Dec. 26	W	5-3	NORFOLK
Dec. 27	OTL	4-3	at Hershey
Dec. 28	L	3-2	at Norfolk
Dec. 30	W (OT)	2-1	BRIDGEPORT
Jan. 2	W	1-0	SPRINGFIELD
Jan. 3	L	4-2	HARTFORD
Jan. 4	L	3-2	at Philadelphia
Jan. 7	W	2-1	at Manchester
Jan. 9	OTL	2-1	at Lowell
Jan. 10	W	2-1	at Portland
Jan. 14	L	5-2	TORONTO
Jan. 17	W	4-3	PHILADELPHIA
Jan. 18	L	4-1	SYRACUSE
Jan. 23	W	4-2	HERSHEY
Jan. 25	T	1-1	NORFOLK
Jan. 30	L	3-1	HERSHEY
Jan. 31	L	4-1	at Binghamton
Feb. 6	L	6-1	SYRACUSE
Feb. 7	L	3-2	LOWELL
Feb. 11	W	5-2	TORONTO
Feb. 13	L	1-0	PORTLAND
Feb. 14	L	4-2	NORFOLK
Feb. 16	T	2-2	BINGHAMTON
Feb. 18	W	2-0	at Philadelphia
Feb. 20	T	3-3	at Albany
Feb. 21	W (OT)	2-1	at Syracuse
Feb. 25	W	4-3	at Binghamton
Feb. 27	W	5-4	at Syracuse
Feb. 28	L	3-2	at Toronto
Feb. 29	L	3-1	at Toronto
Mar. 3	W	7-3	BINGHAMTON
Mar. 5	L	2-1	at Bridgeport
Mar. 6	W	4-0	PHILADELPHIA
Mar. 7	W	2-1	at Norfolk
Mar. 10	L	3-2	at Norfolk
Mar. 12	W	2-0	at Norfolk
Mar. 13	T	4-4	BINGHAMTON
Mar. 14	W	5-4	at Hershey
Mar. 16	W	1-0	at Philadelphia
Mar. 17	L	2-1	BRIDGEPORT
Mar. 19	OTL	3-2	at Philadelphia
Mar. 21	L	5-0	at Hershey
Mar. 24	W	4-3	MANCHESTER
Mar. 26	W	4-2	HERSHEY
Mar. 27	W	2-1	ALBANY
Mar. 31	OTL	3-2	at Bridgeport
Apr. 2	W	3-0	ALBANY
Apr. 3	L	4-1	PHILADELPHIA
Apr. 7	T	2-2	BINGHAMTON
Apr. 10	OTL	3-2	at Hartford
Apr. 11	T	2-2	BRIDGEPORT

# 2004-05

39-27-7-7, 92 PTS 4<sup>TH</sup> East Division

## PLAYER STATISTICS

PLAYER	GP	G	A	PTS	+/-	PIM
Michel Ouellet	80	31	32	63	+15	56
Kris Beech	68	14	48	62	+17	146
Ramzi Abid	78	26	29	55	+1	119
Colby Armstrong	80	18	37	55	+9	89
Tomáš Surový	80	17	31	48	-10	43
Shane Endicott	68	24	23	47	+3	89
Matt Murley	80	17	24	41	+16	55
Ryan Whitney	80	6	35	41	-12	101
Matt Hussey	80	16	14	30	+3	19
Ross Lupaschuk	67	11	19	30	+9	145
Erik Christensen	77	14	13	27	-1	33
Chris Kelleher	65	3	17	20	+4	26
Rob Scuderi	79	2	18	20	+15	34
Maxime Talbot	75	7	12	19	+7	62
Alain Nasreddine	75	3	14	17	+5	129
Ryan VandenBussche	23	4	7	11	+1	77
Ben Eaves	43	4	6	10	+1	12
David Kočí	68	1	9	10	+1	311
Kyle Rossiter	9	0	1	1	-4	5
(TOTALS)	42	1	6	7	-7	48
Guillaume Lefebvre	34	3	3	6	-5	76
Mike Sgroi	39	1	1	2	E	122
Drew Fata	32	1	1	2	+5	88
Kenny Corupe	24	0	2	2	-3	6
Cam Paddock	16	0	0	0	-3	13
Darcy Robinson	13	0	0	0	-2	49
Pascal Morency	2	0	0	0	-2	4
Ray DiLauro	1	0	0	0	E	0
Ed McGrane	1	0	0	0	E	0
Andy Chiodo (G)	14	0	0	0	--	6
Marc-André Fleury (G)	54	0	0	0	--	2
bench	--	--	--	--	--	36
<b>TOTALS</b>	<b>223</b>	<b>396</b>	<b>619</b>	<b>+70</b>	<b>1953</b>	

## GOALIE STATISTICS

PLAYER	GP	Min.	W-L-OTL	GAA	SV%	SO
Dany Sabourin	20	1028	8-7-3	2.22	.921	1
Marc-André Fleury	54	3029	26-17-6	2.52	.901	5
Andy Chiodo	14	788	5-3-5	3.27	.879	2
<b>TOTALS</b>				<b>2.58</b>	<b>.902</b>	<b>8</b>

## GAMES AND RESULTS

DATE	RESULT	SCORE	OPPONENT
Oct. 13	L	6-3	MANITOBA
Oct. 16	L	7-3	at Manchester
Oct. 17	L	5-3	at Lowell
Oct. 20	OTL	4-3	at Norfolk
Oct. 22	W	3-2	at Norfolk
Oct. 24	L	5-2	ALBANY
Oct. 27	SOL	4-3	SYRACUSE
Oct. 29	W	4-1	at Albany
Oct. 30	W	1-0	BRIDGEPORT
Oct. 31	W	2-0	BINGHAMTON
Nov. 6	W (SO)	3-2	NORFOLK
Nov. 7	W	6-2	NORFOLK
Nov. 12	SOL	3-2	at Philadelphia
Nov. 14	OTL	3-2	at Bridgeport
Nov. 19	OTL	3-2	at Binghamton
Nov. 20	OTL	5-4	BINGHAMTON
Nov. 21	W	6-1	HAMILTON
Nov. 24	W	3-1	HARTFORD
Nov. 26	W	3-2	at Syracuse
Nov. 27	L	4-2	at Hartford
Dec. 1	SOL	3-2	at Philadelphia
Dec. 3	L	4-3	at Bridgeport
Dec. 5	W	4-2	NORFOLK
Dec. 6	W	4-1	NORFOLK
Dec. 10	L	5-2	ALBANY
Dec. 11	W	6-4	PHILADELPHIA
Dec. 15	W	7-1	ALBANY
Dec. 17	W	5-4	at Syracuse
Dec. 19	L	3-1	MANCHESTER
Dec. 26	W	5-3	PHILADELPHIA
Dec. 29	W	1-0	PORTLAND
Dec. 31	W	5-1	BRIDGEPORT
Jan. 1	W (SO)	5-4	at Springfield
Jan. 5	L	2-1	at Worcester
Jan. 7	L	5-4	at Binghamton
Jan. 8	SOL	2-1	PHILADELPHIA
Jan. 9	L	5-1	SYRACUSE
Jan. 14	OTL	4-3	at Binghamton
Jan. 15	W	2-1	at Albany
Jan. 18	W (SO)	5-4	at Manitoba
Jan. 20	SOL	3-2	at Manitoba
Jan. 22	W	3-1	BRIDGEPORT
Jan. 26	L	4-3	SYRACUSE
Jan. 28	L	4-2	HERSHEY
Jan. 29	SOL	2-1	at Syracuse
Jan. 30	W	5-2	at Providence
Feb. 2	W	3-0	BRIDGEPORT
Feb. 4	W	8-2	HERSHEY
Feb. 5	W	4-1	PHILADELPHIA
Feb. 11	L	2-0	HERSHEY
Feb. 12	W	2-1	LOWELL
Feb. 17	L	1-0	at Portland
Feb. 18*	L	3-2	Bridgeport*
Feb. 19	W	7-1	at Hershey
Feb. 23	W	2-1	MANITOBA
Feb. 26	L	2-1	at Hershey
Feb. 27	W	3-2	at Philadelphia
Mar. 4	W	4-0	SPRINGFIELD
Mar. 5	W	4-3	PHILADELPHIA
Mar. 6	W	4-3	at Philadelphia
Mar. 11	L	6-0	at Norfolk
Mar. 12	OTL	3-2	at Norfolk
Mar. 13	L	6-2	BINGHAMTON
Mar. 18	W (SO)	5-4	at Syracuse
Mar. 20	L	3-0	at Hershey
Mar. 23	W	1-0	at Hamilton
Mar. 25	W	2-1	at Bridgeport
Mar. 26	SOL	2-1	PROVIDENCE
Mar. 27	L	5-3	at Hershey
Mar. 30	L	3-2	HERSHEY
Apr. 1	L	2-1	at Albany
Apr. 2	OTL	4-3	WORCESTER
Apr. 3	L	4-2	at Philadelphia
Apr. 6	L	3-1	BINGHAMTON
Apr. 8	W	3-2	HERSHEY
Apr. 9	L	5-2	at Binghamton
Apr. 10	W	3-2	at Hershey
Apr. 15	W	2-0	at Norfolk
Apr. 16	W	3-0	NORFOLK
Apr. 17	L	4-2	SYRACUSE

\* = Game played at Nassau Coliseum, N.Y.

# 2005-06

51-18-5-6, 113 PTS 1<sup>ST</sup> East Division

## PLAYER STATISTICS

PLAYER	GP	G	A	PTS	+/-	PIM
Matt Hussey	65	21	30	51	+11	34
Erik Christensen	48	24	22	46	+10	50
Krystofer Kolanos	18	10	8	18	+3	19
(TOTALS)	40	20	20	40	-2	59
Petr Tatíček	17	4	4	8	E	7
(TOTALS)	61	13	25	38	+11	17
Jonathan Filewich	73	22	14	36	+7	40
Ryan Stone	75	14	22	36	+12	109
Guillaume Lefebvre	66	16	19	35	+12	113
Maxime Talbot	42	12	20	32	+12	80
Michel Ouellet	19	10	20	30	+12	12
Stephen Dixon	80	12	17	29	+2	45
Colby Armstrong	31	11	18	29	+14	44
Noah Welch	77	9	20	29	+15	99
Chris Kelleher	52	3	26	29	+12	48
Tomáš Surový	25	16	12	28	+11	26
Daniel Carcillo	51	11	13	24	+8	311
Kenny Corupe	59	11	13	24	+4	42
Rico Fata	25	8	10	18	+7	39
Andy Schneider	50	3	13	16	+15	54
Kurtis McLean	32	4	11	15	+8	8
Dennis Bonvie	70	2	13	15	+7	431
Ryan Whitney	9	5	9	14	+7	6
Drew Fata	28	1	12	13	+3	98
Konstantin Koltsov	18	7	5	12	+9	13
Alain Nasreddine	71	0	12	12	+24	71
Ryan Lannon	74	2	8	10	+17	65
Árpád Mihály	38	2	6	8	-3	34
Rob Scuderi	13	0	8	8	+11	8
Daniel Fernholm	27	1	6	7	E	10
Paul Bissonnette	55	1	5	6	+2	60
Lasse Pirjetä	8	1	4	5	E	6
Ben Eaves	5	1	2	3	+1	0
Dany Sabourin (G)	49	0	3	3	--	10
Shane Endicott	8	0	2	2	-1	4
Tim Verbeek	2	0	1	1	+1	4
Terry Virtue	4	0	1	1	-5	4
Sébastien Caron (G)	6	0	1	1	--	0
Sean Collins	8	0	1	1	-3	2
Marc-André Fleury (G)	12	0	1	1	--	2
Cam Paddock	4	0	0	0	+1	2
David Kočí	13	0	0	0	-1	59
Andy Chiodo (G)	14	0	0	0	--	2
bench	--	--	--	--	--	30
<b>TOTALS</b>	<b>244</b>	<b>412</b>	<b>656</b>	<b>+245</b>	<b>2101</b>	

## GOALIE STATISTICS

PLAYER	GP	Min.	W-L-OTL	GAA	SV%	SO
Andy Chiodo	14	840	8-4-2	2.21	.925	1
Dany Sabourin	49	2943	30-11-7	2.26	.922	4
Sébastien Caron	6	357	3-3-0	1.18	.954	2
Marc-André Fleury	12	727	10-0-2	1.57	.939	0
<b>TOTALS</b>				<b>2.07</b>	<b>.927</b>	<b>7</b>

## GAMES AND RESULTS

DATE	RESULT	SCORE	OPPONENT
Oct. 5	W	8-1	BRIDGEPORT
Oct. 8	W	2-1	HERSHEY
Oct. 9	W (SO)	4-3	at Hershey
Oct. 14	W	3-2	at Norfolk
Oct. 21	W	4-1	at Syracuse
Oct. 22	W	5-1	BINGHAMTON
Oct. 23	W	8-3	at Bridgeport
Oct. 28	W	5-2	HERSHEY
Oct. 29	W	5-1	SYRACUSE
Nov. 4	OTL	4-3	SPRINGFIELD
Nov. 5	W	4-1	PHILADELPHIA
Nov. 6	W (SO)	5-4	at Philadelphia
Nov. 12	W	6-0	at Portland
Nov. 13	W	5-4	at Hartford
Nov. 18	W	3-1	at Norfolk
Nov. 19	W (OT)	3-2	NORFOLK
Nov. 20	W	5-2	at Bridgeport
Nov. 23	OTL	2-1	PROVIDENCE
Nov. 25	W	3-2	at Rochester
Nov. 26	W	4-1	at Binghamton
Dec. 2	W (OT)	3-2	at Norfolk
Dec. 3	W	3-2	at Norfolk
Dec. 4	SOL	3-2	at Hershey
Dec. 9	L	3-1	MANITOBA
Dec. 10	W	7-1	MANITOBA
Dec. 16	L	2-1	SYRACUSE
Dec. 17	W (SO)	2-1	NORFOLK
Dec. 18	W	3-0	at Hershey
Dec. 21	L	2-1	at Bridgeport
Dec. 23	W	3-0	PHILADELPHIA
Dec. 26	W	8-1	HERSHEY
Dec. 28	W	5-0	HARTFORD
Dec. 31	W	2-1	NORFOLK
Jan. 6	W	4-2	at Philadelphia
Jan. 7	W	1-0	PHILADELPHIA
Jan. 8	L	3-1	at Bridgeport
Jan. 13	L	5-3	at Norfolk
Jan. 14	OTL	2-1	at Hershey
Jan. 16	W	3-2	at Syracuse
Jan. 18	W	7-2	SYRACUSE
Jan. 20	W	6-2	at Binghamton
Jan. 21	L	7-0	BRIDGEPORT
Jan. 25	SOL	4-3	BRIDGEPORT
Jan. 28	W (SO)	4-3	NORFOLK
Jan. 29	W	3-2	BINGHAMTON
Feb. 3	W	4-3	BRIDGEPORT
Feb. 4	L	4-2	ROCHESTER
Feb. 8	L	3-2	at Philadelphia
Feb. 10	L	1-0	HERSHEY
Feb. 11	W	2-1	ALBANY
Feb. 12	L	3-1	at Bridgeport
Feb. 15	W	5-1	at Albany
Feb. 17	W	2-1	at Lowell
Feb. 18	SOL	2-1	at Springfield
Feb. 19	L	8-3	at Providence
Feb. 22	L	4-3	at Syracuse
Feb. 24	L	3-1	at Manitoba
Feb. 25	W (OT)	3-2	at Manitoba
Feb. 26	L	3-1	at Toronto
Mar. 3	L	3-0	TORONTO
Mar. 4	W	4-2	MANCHESTER
Mar. 8	L	5-0	SYRACUSE
Mar. 10	W	3-1	at Albany
Mar. 11	W	2-0	at Manchester
Mar. 12	W	4-1	BINGHAMTON
Mar. 15	SOL	3-2	at Binghamton
Mar. 17	OTL	3-2	at Philadelphia
Mar. 22	SOL	2-1	PORTLAND
Mar. 23	W	7-2	HERSHEY
Mar. 25	W (SO)	2-1	ALBANY
Mar. 26	OTL	3-2	at Hershey
Mar. 31	L	2-0	at Binghamton
Apr. 1	W	4-3	LOWELL
Apr. 2	W	2-1	at Philadelphia
Apr. 5	L	6-4	BINGHAMTON
Apr. 7	W	5-4	NORFOLK
Apr. 8	W	4-2	PHILADELPHIA
Apr. 12	SOL	2-1	at Syracuse
Apr. 14	W	3-0	BRIDGEPORT
Apr. 15	W (OT)	4-3	PHILADELPHIA

# 2006-07

## 51-23-2-4, 108 PTS 2<sup>ND</sup> East Division

### PLAYER STATISTICS

PLAYER	GP	G	A	PTS	+/-	PIM
Robert Nilsson	19	6	14	20	-2	14
(TOTALS)	69	18	48	66	-4	48
Jonathan Filewich	80	30	26	56	+11	38
Kyle Brodziak	62	24	32	56	+12	44
Rob Schremp	69	17	36	53	E	36
Micki DuPont	78	18	33	51	-3	101
Stephen Dixon	80	17	24	41	-12	43
Tyler Kennedy	40	12	25	37	+15	20
Ryan Stone	41	7	26	33	+5	86
Kurtis McLean	55	16	16	32	+1	24
Connor James	70	12	20	32	E	29
Marc-Antoine Pouliot	33	14	17	31	-2	20
Daniel Carcillo	52	21	9	30	+1	183
Matt Carkner	75	6	24	30	+3	167
Tom Gilbert	48	4	26	30	+6	32
Peter Ratchuk	22	2	5	7	+8	22
(TOTALS)	72	7	21	28	-1	96
Jean-François Jacques	29	10	17	27	+2	53
Erik Christensen	16	12	12	24	+7	8
Noah Welch	27	5	16	21	+8	24
Ryan Lannon	68	0	19	19	+1	71
Alexei Mikhnov	27	6	12	18	E	22
Tyler Spurgeon	34	5	10	15	+2	10
Tim Wallace	32	5	9	14	+4	39
Joe Jensen	26	6	5	11	-1	16
Dennis Bonvie	58	2	7	9	-1	186
Alain Nasreddine	19	3	5	8	+9	25
Reagan Rome	20	1	5	6	+6	18
(TOTALS)	27	1	6	7	+3	20
Wade Skolnev	62	1	6	7	+6	216
Patrick Thoresen	5	1	5	6	+5	4
Maxime Talbot	5	4	0	4	+2	2
Ryan Glenn	18	0	3	3	-1	6
Curtiss Patrick	10	0	2	2	+2	2
Jason Deitsch	6	1	0	1	-1	8
Wade Brookbank	39	1	0	1	-2	116
(TOTALS)	43	1	0	1	-4	131
Chris Thorburn	3	0	1	1	E	2
Bryan Young	10	0	1	1	+3	2
(TOTALS)	32	0	1	1	-3	8
Nolan Schaefer (G)	15	0	0	0	--	0
(TOTALS)	34	0	1	1	--	0
Jon Awe	2	0	0	0	E	0
Eric Cairns	2	0	0	0	-4	10
Grant McNeill	2	0	0	0	-1	2
Árpád Mihály	2	0	0	0	+1	0
Paul Bissonnette	3	0	0	0	-1	6
Mark Letestu	3	0	0	0	-1	0
Devan Dubnyk (G)	4	0	0	0	--	0
Ronald Petrovický	4	0	0	0	-3	4
Tim Sestito	4	0	0	0	-3	6
Andrew Penner (G)	28	0	0	0	--	8
Jeff Drouin-Deslauriers (G)	40	0	0	0	--	22
bench	--	--	--	--	--	16
<b>TOTALS</b>	<b>276</b>	<b>468</b>	<b>744</b>	<b>+82</b>	<b>1763</b>	
<b>GOALIE</b>	<b>GP</b>	<b>Min.</b>	<b>W-L-OTL</b>	<b>GAA</b>	<b>SV%</b>	<b>SO</b>
Nolan Schaefer	15	804	9-5-0	2.24	.914	1
(TOTALS)	34	1887	14-16-3	2.64	.902	1
Jeff Drouin-Deslauriers	40	2231	22-10-5	2.47	.908	4
Andrew Penner	28	1610	18-7-1	2.91	.891	3
Devan Dubnyk	4	204	2-1-0	2.94	.855	0
<b>TOTALS</b>				<b>2.60</b>	<b>.902</b>	<b>9</b>

### GAMES AND RESULTS

DATE	RESULT	SCORE	OPPONENT
Oct. 4	W (OT)	3-2	MANITOBA
Oct. 7	L	7-4	HERSHEY
Oct. 13	W	6-1	at Syracuse
Oct. 14	W	4-1	BRIDGEPORT
Oct. 20	W	6-3	at Albany
Oct. 21	W	3-0	ALBANY
Oct. 26	W (SO)	3-2	at Manitoba
Oct. 27	W	3-0	at Manitoba
Oct. 28	W	3-2	at Toronto
Nov. 4	L	5-4	at Philadelphia
Nov. 5	W	6-3	NORFOLK
Nov. 8	W	4-0	at Hartford
Nov. 11	L	6-2	at Portland
Nov. 12	OTL	4-3	at Providence
Nov. 15	W (SO)	3-2	at Bridgeport
Nov. 17	W	3-2	at Philadelphia
Nov. 22	W	6-0	ALBANY
Nov. 24	W	4-2	NORFOLK
Nov. 25	SOL	6-5	at Binghamton
Nov. 26	W (SO)	4-3	at Hershey
Nov. 29	L	5-3	SYRACUSE
Dec. 1	W	4-1	HERSHEY
Dec. 2	W	2-1	at Binghamton
Dec. 8	SOL	2-1	at Hamilton
Dec. 9	W	5-3	CHICAGO
Dec. 15	OTL	6-5	TORONTO
Dec. 16	W	7-1	PHILADELPHIA
Dec. 17	W	3-2	at Syracuse
Dec. 22	W	6-1	BRIDGEPORT
Dec. 23	W	4-1	NORFOLK
Dec. 26	L	3-1	PHILADELPHIA
Dec. 27	L	4-2	at Albany
Dec. 29	W (SO)	3-2	at Syracuse
Dec. 30	W	5-4	PROVIDENCE
Jan. 5	L	6-5	GRAND RAPIDS
Jan. 6	W	8-4	HERSHEY
Jan. 12	W	1-0	at Chicago
Jan. 13	SOL	4-3	at Grand Rapids
Jan. 17	W	2-0	SYRACUSE
Jan. 19	L	5-2	at Norfolk
Jan. 20	W	5-4	NORFOLK
Jan. 21	L	4-1	at Hershey
Jan. 24	W	4-2	MANITOBA
Jan. 26	L	7-2	at Philadelphia
Jan. 27	L	4-1	at Bridgeport
Feb. 2	L	6-3	at Norfolk
Feb. 3	W (SO)	5-4	HAMILTON
Feb. 7	W	5-2	at Philadelphia
Feb. 9	L	2-1	PORTLAND
Feb. 10	W	4-2	BINGHAMTON
Feb. 16	W	7-0	BINGHAMTON
Feb. 17	L	3-1	at Philadelphia
Feb. 18	L	1-0	at Bridgeport
Feb. 21	SOL	3-2	at Hershey
Feb. 23	W	5-4	at Binghamton
Feb. 24	W	4-2	at Binghamton
Feb. 28	W	3-2	BINGHAMTON
Mar. 2	W	5-3	BRIDGEPORT
Mar. 3	W (OT)	3-2	ALBANY
Mar. 7	L	4-2	at Norfolk
Mar. 9	W (SO)	3-2	at Bridgeport
Mar. 10	L	5-1	at Syracuse
Mar. 11	W	4-1	at Rochester
Mar. 13	W	4-3	SYRACUSE
Mar. 14	L	5-2	ROCHESTER
Mar. 18	W	4-3	at Albany
Mar. 21	W	4-0	PHILADELPHIA
Mar. 23	W (OT)	2-1	NORFOLK
Mar. 24	L	4-3	HARTFORD
Mar. 25	W	4-2	at Philadelphia
Mar. 28	W	8-1	BINGHAMTON
Mar. 30	L	3-0	HERSHEY
Apr. 1	W	3-2	at Hershey
Apr. 4	W	3-1	at Norfolk
Apr. 6	W (SO)	4-3	at Norfolk
Apr. 7	W	3-2	PHILADELPHIA
Apr. 8	L	3-1	at Hershey
Apr. 11	W	6-0	BRIDGEPORT
Apr. 13	L	6-1	HERSHEY
Apr. 15	L	4-1	SYRACUSE

\* = Game played at Nassau Coliseum, N.Y.

# 2007-08

47-26-3-4, 101 PTS 1<sup>ST</sup> East Division

## PLAYER STATISTICS

PLAYER	GP	G	A	PTS	+/-	PIM
Tim Brent	74	18	43	61	+11	79
Kurtis McLean	76	22	32	54	+14	58
Nathan Smith	68	22	28	50	-6	61
David Gove	36	15	7	22	+14	10
(TOTALS)	81	23	22	45	+15	41
Chris Minard	56	25	17	42	+10	33
Ryan Stone	65	11	28	39	+2	129
Alex Goligoski	70	10	28	38	+15	53
Connor James	64	9	28	37	+8	30
Jonathan Filewich	71	10	21	31	-6	44
Mark Ardelan	60	7	20	27	-2	33
Tim Wallace	74	12	14	26	+11	82
Jeff Taffe	27	11	10	21	-1	22
Ben Lovejoy	72	2	18	20	+16	63
Jean-Michel Daoust	37	5	13	18	+5	4
(TOTALS)	38	5	13	18	+5	4
Deryk Engelland	80	2	15	17	+10	141
Alain Nasreddine	67	6	10	16	E	61
Ryan Lannon	75	3	10	13	+8	29
Tyler Kennedy	10	5	4	9	-4	12
Ned Havern	33	3	6	9	-4	12
Paul Bissonnette	46	3	5	8	+5	145
Kris Letang	10	1	6	7	E	4
Jon D'Aversa	27	4	2	6	+3	6
Dennis Bonvie	50	2	4	6	+1	203
Joe Jensen	27	2	2	4	-7	23
Nick Johnson	4	0	1	1	+1	0
Dave Brown (G)	19	0	1	1	--	0
Kyle Rank	25	0	1	1	-5	2
Chris Blight	1	0	0	0	+1	0
Aaron Boogaard	2	0	0	0	E	5
Karl Goehring (G)	2	0	0	0	--	2
Ty Conklin (G)	18	0	0	0	--	2
John Curry (G)	40	0	0	0	--	17
bench	--	--	--	--	--	22
<b>TOTALS</b>	<b>210</b>	<b>374</b>	<b>584</b>	<b>+100</b>	<b>1387</b>	

## GOALIE STATISTICS

PLAYER	GP	Min.	W-L-OTL	GAA	SV%	SO
Ty Conklin	18	1058	11-7-0	2.21	.919	2
John Curry	40	2343	24-9-6	2.23	.915	3
David Brown	19	1050	9-7-1	2.34	.913	0
Marc-André Fleury	5	297	3-2-0	1.42	.950	0
Karl Goehring	2	85	0-1-0	2.11	.909	0
<b>TOTALS</b>				<b>2.20</b>	<b>.918</b>	<b>5</b>

## GAMES AND RESULTS

DATE	RESULT	SCORE	OPPONENT
Oct. 3	W	5-4	HERSHEY
Oct. 6	W	3-2	SYRACUSE
Oct. 7	L	4-1	at Philadelphia
Oct. 13	L	3-2	PHILADELPHIA
Oct. 14	L	5-2	at Philadelphia
Oct. 20	W	6-1	at Bridgeport
Oct. 26	L	1-0	ALBANY
Oct. 27	L	4-2	BINGHAMTON
Nov. 2	W (SO)	3-2	TORONTO
Nov. 3	W (SO)	2-1	NORFOLK
Nov. 9	W	3-0	at Binghamton
Nov. 10	L	4-2	at Springfield
Nov. 14	W	4-1	at Philadelphia
Nov. 17	L	4-0	at Albany
Nov. 18	L	3-0	BINGHAMTON
Nov. 21	W	6-0	WORCESTER
Nov. 23	L	3-1	BINGHAMTON
Nov. 24	W (OT)	4-3	at Binghamton
Nov. 25	L	3-2	at Hershey
Nov. 28	W	3-2	at Hamilton
Nov. 30	W	4-2	at Syracuse
Dec. 1	W (SO)	2-1	at Hershey
Dec. 7	L	5-2	HERSHEY
Dec. 8	L	5-3	at Norfolk
Dec. 14	SOL	2-1	at Worcester
Dec. 15	W	8-1	at Albany
Dec. 16	W	3-2	at Philadelphia
Dec. 21	W	2-1	MANCHESTER
Dec. 22	W	4-3	ALBANY
Dec. 26	W	4-0	SYRACUSE
Dec. 27	W	3-1	at Syracuse
Dec. 29	W	5-2	BINGHAMTON
Dec. 31	W	6-3	NORFOLK
Jan. 2	W	6-3	SYRACUSE
Jan. 4	L	4-1	at Toronto
Jan. 9	W	3-1	LAKE ERIE
Jan. 11	W	3-1	HERSHEY
Jan. 12	SOL	2-1	PHILADELPHIA
Jan. 18	W	3-1	at Norfolk
Jan. 19	L	4-0	at Norfolk
Jan. 20	L	3-1	at Hershey
Jan. 23	W	3-2	at Lowell
Jan. 25	L	2-1	at Portland
Jan. 26	W	3-2	at Manchester
Feb. 1	W	5-3	BRIDGEPORT
Feb. 2	L	4-3	NORFOLK
Feb. 6	SOL	3-2	at Norfolk
Feb. 8	W	3-0	PORTLAND
Feb. 9	L	5-3	HERSHEY
Feb. 13	W	3-1	at Norfolk
Feb. 15	L	1-0	PHILADELPHIA
Feb. 16	L	4-0	at Bridgeport
Feb. 18	W	3-2	at Binghamton
Feb. 20	W (OT)	3-2	HERSHEY
Feb. 23	L	1-0	at Syracuse
Feb. 24	L	3-2	at Hershey
Feb. 27	W (SO)	2-1	SYRACUSE
Feb. 29	L	3-2	BRIDGEPORT
Mar. 1	L	3-1	PHILADELPHIA
Mar. 2	W	4-2	at Binghamton
Mar. 4	W	3-2	at Philadelphia
Mar. 7	W	6-3	at Lake Erie
Mar. 8	W (SO)	2-1	at Syracuse
Mar. 12	W	5-3	NORFOLK
Mar. 14	W	4-1	at Bridgeport
Mar. 15	W	2-0	at Albany
Mar. 16	W (SO)	2-1	at Providence
Mar. 19	W	3-1	LOWELL
Mar. 21	L	3-0	ALBANY
Mar. 22	W	3-2	PROVIDENCE
Mar. 26	L	3-2	BRIDGEPORT
Mar. 28	W (SO)	5-4	HAMILTON
Mar. 29	W	4-2	at Bridgeport
Apr. 2	SOL	4-3	ALBANY
Apr. 4	W	6-1	SPRINGFIELD
Apr. 5	OTL	2-1	PHILADELPHIA
Apr. 6	W (OT)	4-3	at Hershey
Apr. 9	OTL	4-3	BRIDGEPORT
Apr. 11	W	4-3	at Albany
Apr. 12	OTL	3-2	NORFOLK

# 2008-09

49-25-3-3, 104 PTS 3<sup>RD</sup> East Division

## PLAYER STATISTICS

PLAYER	GP	G	A	PTS	+/-	PIM
Janne Pesonen	70	32	50	82	+13	33
Jeff Taffe	74	25	50	75	+14	65
Mark Letestu	73	24	37	61	+12	6
Chris Minard	54	34	23	57	+6	38
Connor James	76	19	30	49	+13	24
Luca Caputi	66	18	27	45	E	45
Dustin Jeffrey	63	11	26	37	+7	31
Nick Johnson	56	14	17	31	+14	30
Ben Lovejoy	76	7	24	31	+42	84
Jean-Michel Daoust	58	10	18	28	+10	24
Ryan Stone	38	9	19	28	+2	53
(TOTALS)	77	17	39	56	+3	117
Jon D'Aversa	68	1	22	23	+2	36
Andy Woznieski	18	2	2	4	-1	26
(TOTALS)	74	3	18	21	-9	82
Tim Wallace	58	11	8	19	+7	51
Bill Thomas	39	8	10	18	+1	24
Alex Goligoski	26	2	16	18	-1	16
Danny Richmond	55	3	14	17	-5	108
(TOTALS)	73	4	19	22	+3	129
Paul Bissonnette	57	9	7	16	+4	176
Deryk Engelland	80	3	11	14	-1	143
Tommy Goebel	25	4	8	12	+11	12
Jean-Philippe Cote	50	2	10	12	+16	74
Adam Henrich	37	3	8	11	-7	34
Joey Mormina	70	2	9	11	+37	71
Miroslav Šatan	10	3	6	9	+1	4
T.J. Kemp	22	1	8	9	+5	22
(TOTALS)	67	2	25	27	+16	30
Reid Cashman	18	2	4	6	+1	12
Joe Vitale	5	2	2	4	+3	2
Jonathan Filewich	19	2	2	4	E	6
(TOTALS)	68	7	12	19	-12	18
Dave Gove	20	3	0	3	+3	8
Aaron Boogaard	41	2	1	3	-1	112
Ryan Whitney	1	0	1	1	-1	2
Lane Caffaro	4	0	1	1	E	6
Jordan Morrison	7	0	1	1	E	8
John Curry (G)	50	0	1	1	--	4
Bryan Ewing	3	0	0	0	+1	4
David Brown (G)	4	0	0	0	--	2
Adam Berkhoel (G)	28	0	0	0	--	2
bench	--	--	--	--	--	9
<b>TOTALS</b>		<b>268</b>	<b>473</b>	<b>741</b>	<b>208</b>	<b>1407</b>

## GOALIE STATISTICS

PLAYER	GP	Min.	W-L-OTL	GAA	SV%	SO
John Curry	50	2996	33-13-3	2.38	.916	4
Adam Berkhoel	28	1635	15-10-3	2.53	.910	4
David Brown	4	198	1-2-0	3.94	.841	0
<b>TOTALS</b>				<b>2.95</b>	<b>.889</b>	<b>8</b>

## GAMES AND RESULTS

DATE	RESULT	SCORE	OPPONENT
Oct. 8	L	8-4	HERSHEY
Oct. 11	W	4-3	PHILADELPHIA
Oct. 17	SOL	4-3	BRIDGEPORT
Oct. 19	W	5-4	at Hershev
Oct. 22	W	5-0	at Lowell
Oct. 24	L	3-2	at Manchester
Oct. 25	L	5-4	at Portland
Oct. 31	W	3-1	at San Antonio
Nov. 2	W	4-3	at Houston
Nov. 5	L	3-2	at Bridgeport
Nov. 7	W	4-0	LOWELL
Nov. 8	W	4-3	HERSHEY
Nov. 14	L	4-2	at Binghamton
Nov. 15	W	3-0	BINGHAMTON
Nov. 16	L	4-3	SYRACUSE
Nov. 19	W	3-0	SYRACUSE
Nov. 21	W(SO)	3-2	at Grand Rapids
Nov. 22	L	3-2	at Toronto
Nov. 23	L	4-2	at Lake Erie
Nov. 26	L	5-1	PHILADELPHIA
Nov. 28	W	4-3	at Norfolk
Nov. 29	OTL	4-3	at Norfolk
Dec. 3	W	4-1	at Worcester
Dec. 6	W	7-3	ALBANY
Dec. 7	L	4-1	PHILADELPHIA
Dec. 10	W	7-3	at Norfolk
Dec. 12	W	4-3	at Norfolk
Dec. 13	W	5-1	PORTLAND
Dec. 14	L	2-1	at Philadelphia
Dec. 20	W	4-3	ALBANY
Dec. 26	W	4-0	at Philadelphia
Dec. 27	W	5-4	BRIDGEPORT
Dec. 28	W	6-3	BINGHAMTON
Dec. 30	W	6-4	PHILADELPHIA
Jan. 2	L	3-2	at Albanv
Jan. 3	W(SO)	3-2	HOUSTON
Jan. 7	L	2-1	SYRACUSE
Jan. 9	W	4-2	at Binghamton
Jan. 10	SOL	4-3	SYRACUSE
Jan. 11	W	6-2	HERSHEY
Jan. 16	L	6-4	at Binghamton
Jan. 17	L	5-3	at Albany
Jan. 18	W	3-0	at Bridgeport
Jan. 21	W	4-1	MANCHESTER
Jan. 23	W(SO)	4-3	at Hershev
Jan. 24	L	4-1	at Hartford
Jan. 30	W(SO)	4-3	HERSHEY
Jan. 31	W	4-1	at Svracuse
Feb. 3	W	4-1	at Philadelphia
Feb. 6	W(OT)	4-3	SAN ANTONIO
Feb. 8	W	5-0	NORFOLK
Feb. 11	W	3-1	LAKE ERIE
Feb. 14	W	3-2	HAMILTON
Feb. 15	W	5-2	WORCESTER
Feb. 20	W	3-1	at Svracuse
Feb. 21	L	4-1	at Hamilton
Feb. 25	L	5-1	HARTFORD
Feb. 27	W	4-3	ALBANY
Feb. 28	L	3-2	at Bridgeport
Mar. 1	OTL	3-2	BRIDGEPORT
Mar. 4	W	3-1	BINGHAMTON
Mar. 6	L	4-2	at Svracuse
Mar. 7	L	2-1	BINGHAMTON
Mar. 8	W	4-1	NORFOLK
Mar. 11	W	8-5	at Philadelphia
Mar. 13	W	4-1	at Albanv
Mar. 14	L	3-2	at Hershev
Mar. 16	W	7-2	at Albanv
Mar. 18	W(SO)	3-2	PHILADELPHIA
Mar. 20	L	2-1	at Philadelphia
Mar. 21	L	2-1	at Norfolk
Mar. 25	W	5-3	GRAND RAPIDS
Mar. 28	W	5-2	TORONTO
Mar. 29	W	1-0	at Hershev
Apr. 1	W(SO)	3-2	at Binghamton
Apr. 4	SOL	3-2	HERSHEY
Apr. 8	OTL	4-3	NORFOLK
Apr. 10	W	4-2	ALBANY
Apr. 11	L	4-3	NORFOLK
Apr. 12	W	5-4	at Hershev

# 2009-10

41-34-2-3, 87 PTS 3<sup>RD</sup> East Division

## PLAYER STATISTICS

PLAYER	GP	G	A	PTS	+/-	PIM
Dustin Jeffrey	77	24	47	71	+16	16
Chris Conner	59	19	37	56	-9	21
Mark Letestu	63	21	34	55	+21	21
Wyatt Smith	76	13	35	48	-7	70
Luca Caputi	54	23	24	47	-2	61
Nick Johnson	61	16	27	43	+19	50
Tim Wallace	78	27	14	41	+9	61
Eric Tangradi	65	17	22	39	-1	31
Chris Lee	79	9	30	39	+4	30
Joe Vitale	74	6	26	32	+3	70
Ben Lovejoy	65	9	20	29	-1	92
Steve Wagner	20	1	6	7	E	10
(TOTALS)	66	4	18	22	-9	30
Konstantin Pushkarev	58	9	10	19	+6	47
Brian Strait	78	2	12	14	+22	73
Robert Bortuzzo	75	2	10	12	+13	109
Ryan Bayda	21	8	3	11	-2	14
Zach Sill	54	5	6	11	+3	48
Deryk Engelland	71	5	6	11	+10	121
Jesse Boulerice	54	4	3	7	+4	124
Wade Brookbank	68	3	4	7	-3	168
Joey Haddad	29	1	5	6	-3	24
Alex Grant	14	3	2	5	+8	28
Nate Guenin	41	3	2	5	-3	63
(TOTALS)	68	5	13	18	+11	98
Lane Caffaro	21	1	4	5	+1	38
Keven Veilleux	9	2	1	3	-1	12
Tyler Spurgeon	20	1	2	3	-5	9
(TOTALS)	28	2	6	8	-3	9
Aaron Boogaard	21	1	0	1	-6	65
Casey Pierro-Zabotel	9	0	1	1	+2	0
Jon D'Aversa	21	0	1	1	-1	23
John Curry (G)	46	0	1	1	--	4
Mitch Ganzak	1	0	0	0	+1	0
T.J. Fox	4	0	0	0	-2	0
Brad Thiessen (G)	30	0	0	0	--	2
bench	--	--	--	--	--	5
<b>TOTALS</b>		<b>235</b>	<b>395</b>	<b>630</b>	<b>96</b>	<b>1510</b>

## GOALIE STATISTICS

PLAYER	GP	Min.	W-L-OTL	GAA	SV%	SO
Brad Thiessen	30	1763	14-12-3	2.45	.914	4
John Curry	46	2656	23-19-2	2.87	.891	1
Adam Berkhoel	7	403	4-3-0	2.98	.892	1
<b>TOTALS</b>				<b>2.72</b>	<b>.900</b>	<b>6</b>

## GAMES AND RESULTS

DATE	RESULT	SCORE	OPPONENT
Oct. 3	W	4-2	SYRACUSE
Oct. 9	L	3-0	HERSHEY
Oct. 10	L	2-1	BRIDGEPORT
Oct. 16	W	6-3	at Binghamton
Oct. 17	W (SO)	4-3	SYRACUSE
Oct. 23	W	6-4	HERSHEY
Oct. 24	OTL	2-1	at Bridgeport
Oct. 29	W (OT)	1-0	at Manitoba
Oct. 30	SOL	2-1	at Manitoba
Nov. 1	L	4-2	at Toronto
Nov. 6	L	2-1	NORFOLK
Nov. 7	W	2-1	at Worcester
Nov. 11	W	6-1	PORTLAND
Nov. 13	W	3-1	at Albanv
Nov. 14	L	3-1	at Hershev
Nov. 19	L	5-3	at Hartford
Nov. 21	W	3-1	ADIRONDACK
Nov. 25	W	3-1	NORFOLK
Nov. 27	L	4-2	at Rochester
Nov. 28	L	4-3	SYRACUSE
Nov. 29	L	5-0	at Hershev
Dec. 5	W	4-1	HARTFORD
Dec. 6	L	4-1	at Albanv
Dec. 9	W	6-0	at Svracuse
Dec. 11	W (OT)	3-2	BINGHAMTON
Dec. 12	L	7-4	at Adirondack
Dec. 13	L	3-2	at Adirondack
Dec. 16	L	2-0	at Norfolk
Dec. 18	W	5-2	at Svracuse
Dec. 19	L	4-3	TORONTO
Dec. 26	W	2-1	ALBANY
Dec. 27	W	3-2	at Albanv
Dec. 28	W	4-3	ADIRONDACK
Dec. 30	W	6-3	BINGHAMTON
Jan. 1	L	3-2	HERSHEY
Jan. 2	W	5-3	ROCHESTER
Jan. 6	L	5-4	NORFOLK
Jan. 8	W	3-2	LOWELL
Jan. 9	L	3-1	MANCHESTER
Jan. 15	L	3-0	at Binghamton
Jan. 16	L	7-2	at Hershev
Jan. 17	L	6-3	at Springfield
Jan. 22	W	6-3	at Svracuse
Jan. 23	L	5-3	at Rochester
Jan. 29	L	8-6	HERSHEY
Jan. 30	L	6-4	MANITOBA
Jan. 31	W	3-1	MANITOBA
Feb. 3	W (SO)	5-4	ADIRONDACK
Feb. 5	L	4-1	SYRACUSE
Feb. 7	L	5-4	at Hershev
Feb. 10	L	5-3	at Norfolk
Feb. 12	W (SO)	3-2	BINGHAMTON
Feb. 13	W	5-0	HERSHEY
Feb. 14	W	4-3	at Adirondack
Feb. 17	W	9-2	ALBANY
Feb. 20	W	1-0	at Lowell
Feb. 21	W	4-2	at Manchester
Feb. 23	L	2-1	at Portland
Feb. 27	W	5-1	PROVIDENCE
Feb. 28	SOL	2-1	HERSHEY
Mar. 3	W	4-2	NORFOLK
Mar. 5	L	5-2	at Svracuse
Mar. 6	L	4-0	at Hershev
Mar. 10	W (SO)	4-3	ALBANY
Mar. 12	W	5-3	at Providence
Mar. 13	SOL	5-4	at Albanv
Mar. 14	OTL	2-1	at Adirondack
Mar. 17	W	2-1	NORFOLK
Mar. 19	W (OT)	5-4	SPRINGFIELD
Mar. 20	W	5-4	ROCHESTER
Mar. 24	W	3-0	at Norfolk
Mar. 26	W	3-1	at Norfolk
Mar. 27	L	4-2	at Hershev
Mar. 28	L	2-1	WORCESTER
Mar. 31	W	3-2	ADIRONDACK
Apr. 2	L	6-2	at Binghamton
Apr. 7	L	1-0	at Norfolk
Apr. 9	W	4-3	ALBANY
Apr. 10	L	3-1	at Binghamton
Apr. 11	W	3-0	BINGHAMTON



# 2010-11

58-21-0-1, 117 PTS 1<sup>ST</sup> East Division

## PLAYER STATISTICS

PLAYER	GP	G	A	PTS	+/-	PIM
Brett Sterling	65	27	26	53	+13	88
Ryan Craig	71	19	29	48	+6	84
Dustin Jeffrey	40	17	28	45	+13	8
Nick Johnson	48	20	19	39	+12	49
Tim Wallace	62	20	17	37	+8	61
Corey Potter	75	7	30	37	+25	52
Keven Veilleux	66	12	24	36	+17	122
Andrew Hutchinson	54	7	29	36	E	29
Chris Collins	77	13	21	34	+17	47
Eric Tangradi	42	18	15	33	+9	86
Bryan Lerg	65	15	17	32	+16	21
Geoff Walker	70	11	19	30	+15	102
Zach Sill	80	11	19	30	+16	85
Joe Vitale	60	9	21	30	+13	64
Steve Wagner	69	5	23	28	+16	43
Robert Bortuzzo	79	4	22	26	+28	111
Ben Street	36	12	11	23	+9	8
Carl Sneep	61	4	13	17	+17	39
Nick Petersen	23	5	9	14	+7	4
Jesse Boulerice	67	4	7	11	-13	147
Joey Mormina	50	2	9	11	+17	44
Brian Strait	75	2	8	10	+22	49
David Marshall	22	2	3	5	-1	6
(TOTALS)	43	5	4	9	-3	27
Chris Conner	11	3	6	9	+1	2
Jason DeSantis	19	1	4	5	+5	8
Tyler Murovich	2	0	0	0	E	0
(TOTALS)	27	2	2	4	-9	19
Joey Haddad	16	1	3	4	-1	15
Paul Thompson	6	1	2	3	+4	2
Ryan Schnell	11	2	0	2	+3	37
Andrew Orpik	4	0	2	2	+3	0
John Curry (G)	41	0	1	1	--	4
Drew Fata	1	0	0	0	E	2
Andy Bathgate	2	0	0	0	-2	0
Brandon DeFazio	2	0	0	0	E	0
Viktor Ekblom	3	0	0	0	E	0
Alex Grant	4	0	0	0	E	0
Brad Thiessen (G)	46	0	0	0	--	2
bench	--	--	--	--	--	5
<b>TOTALS</b>	<b>254</b>	<b>437</b>	<b>691</b>	<b>297</b>	<b>1426</b>	

## GOALIE STATISTICS

PLAYER	GP	Min.	W-L-OTL	GAA	SV%	SO
Brad Thiessen	46	2567	35-8-1	1.94	.922	7
John Curry	41	2238	23-13-0	2.44	.905	2
Patrick Killeen	2	18	0-0-0	6.38	.750	0
<b>TOTALS</b>				<b>3.59</b>	<b>.859</b>	<b>9</b>

## GAMES AND RESULTS

DATE	RESULT	SCORE	OPPONENT
Oct. 9	W (SO)	4-3	HERSHEY
Oct. 12	W	2-1	ADIRONDACK
Oct. 15	W	4-2	at Charlotte
Oct. 17	W	4-3	at Charlotte
Oct. 22	W	3-2	HERSHEY
Oct. 23	W (SO)	2-1	BINGHAMTON
Oct. 29	W	4-1	at Adirondack
Oct. 30	W	6-2	at Hershey
Nov. 5	W	5-4	at Rochester
Nov. 6	L	4-3	SYRACUSE
Nov. 7	W	2-1	at Rochester
Nov. 12	L	5-1	BINGHAMTON
Nov. 13	W	2-0	at Worcester
Nov. 16	W	4-1	at Albany
Nov. 19	L	4-1	NORFOLK
Nov. 20	W	4-3	at Hershey
Nov. 21	W	2-1	BINGHAMTON
Nov. 24	W	3-0	ALBANY
Nov. 25	L	5-2	at Binghamton
Nov. 27	W	4-3	ROCHESTER
Nov. 28	W	4-2	at Springfield
Dec. 1	W	5-1	at Albany
Dec. 3	W	4-2	BINGHAMTON
Dec. 4	W	3-2	ADIRONDACK
Dec. 8	W	5-1	TORONTO
Dec. 10	L	4-2	at Norfolk
Dec. 11	L	7-4	NORFOLK
Dec. 15	W (OT)	2-1	ABBOTSFORD
Dec. 17	W	5-2	ABBOTSFORD
Dec. 18	L	3-1	at Syracuse
Dec. 26	W (SO)	5-4	ALBANY
Dec. 29	W	5-0	SYRACUSE
Dec. 30	L	1-0	HERSHEY
Jan. 1	W	4-3	NORFOLK
Jan. 4	W	5-2	at Charlotte
Jan. 5	W (SO)	3-2	at Charlotte
Jan. 7	W	5-2	BRIDGEPORT
Jan. 8	W (OT)	2-1	PROVIDENCE
Jan. 14	W	2-0	at Providence
Jan. 15	W	4-2	at Adirondack
Jan. 16	L	6-3	at Connecticut
Jan. 19	W	4-1	SYRACUSE
Jan. 21	L	4-2	at Adirondack
Jan. 22	W	6-2	ALBANY
Jan. 23	L	9-5	CHARLOTTE
Jan. 26	W	6-4	CHARLOTTE
Jan. 28	W	4-1	at Albany
Jan. 29	L	2-1	at Binghamton
Feb. 4	L	3-2	MANITOBA
Feb. 5	L	4-2	at Syracuse
Feb. 7	W	4-0	at Albany
Feb. 8	W	4-1	MANITOBA
Feb. 11	W	2-0	at Bridgeport
Feb. 12	L	1-0	ADIRONDACK
Feb. 13	W	7-1	HERSHEY
Feb. 18	W	3-0	at Norfolk
Feb. 19	W (SO)	2-1	at Norfolk
Feb. 23	L	4-1	at Binghamton
Feb. 26	W (SO)	3-2	NORFOLK
Feb. 27	W	5-4	SPRINGFIELD
Mar. 4	L	2-1	at Toronto
Mar. 6	W	4-1	at Hershey
Mar. 8	L	5-2	CONNECTICUT
Mar. 11	W	4-0	at Abbotsford
Mar. 12	SOL	5-4	at Abbotsford
Mar. 15	W	2-0	at Manitoba
Mar. 16	W	4-1	at Manitoba
Mar. 19	W	5-3	WORCESTER
Mar. 20	W	2-1	CHARLOTTE
Mar. 23	W (SO)	2-1	ALBANY
Mar. 25	L	3-0	at Binghamton
Mar. 26	L	3-2	at Adirondack
Mar. 27	W (OT)	3-2	at Hershey
Mar. 30	W	4-3	at Norfolk
Apr. 1	W	6-3	CHARLOTTE
Apr. 2	W (OT)	4-3	ROCHESTER
Apr. 3	W	5-3	at Syracuse
Apr. 8	L	2-1	HERSHEY
Apr. 9	W	4-2	at Hershey
Apr. 10	W	4-2	ADIRONDACK

# 2011-12

44-25-2-5, 95 PTS 2<sup>ND</sup> East Division

## PLAYER STATISTICS

PLAYER	GP	G	A	PTS	+/-	PIM
Ben Street	71	27	30	57	+14	24
Bryan Lerg	70	27	26	53	+6	32
Colin McDonald	68	14	35	49	+12	41
Geoff Walker	68	18	26	44	+6	114
Jason Williams	59	13	29	42	+2	32
Alex Grant	61	10	27	37	+5	73
Eric Tangradi	37	15	16	31	+1	40
Ryan Craig	68	11	19	30	-8	70
Brian Gibbons	70	11	19	30	+4	26
Nick Petersen	52	11	16	27	+15	25
Paul Thompson	67	10	15	25	-1	37
Alexandre Picard	43	8	13	21	+10	20
Joey Morina	59	6	15	21	-11	70
Zach Sill	68	10	7	17	-1	40
Brandon DeFazio	66	11	5	16	+2	104
Brian Strait	41	4	12	16	+7	26
Simon Després	44	5	10	15	-5	45
Robert Bortuzzo	51	3	9	12	+9	61
Cal O'Reilly	21	0	10	10	-2	8
(TOTALS)	26	1	11	12	+3	8
Matt Rust	43	4	7	11	+1	14
Niko Dimitrakos	21	6	4	10	+3	20
Carl Snee	40	0	10	10	+5	26
Philip Samuelsson	46	1	8	9	+4	26
Cody Wild	51	1	5	6	+8	34
Cody Chupp	15	1	4	5	+4	14
Peter Merth	11	0	2	2	+3	22
Steve MacIntyre	24	1	0	1	-3	59
Dustin Jeffrey	2	0	1	1	E	0
Adam Payerl	2	0	1	1	E	2
Dan Henningson	5	0	1	1	+2	2
Ryan Schnell	12	0	1	1	-3	46
Brad Thiessen (G)	41	0	1	1	--	0
Devin DiDionete	2	0	0	0	+1	2
Andrew Hotham	2	0	0	0	+1	0
Boris Valábik	3	0	0	0	-4	7
Chris Barton	5	0	0	0	-5	0
Scott Munroe (G)	38	0	0	0	--	2
bench	--	--	--	--	--	34
<b>TOTALS</b>		<b>228</b>	<b>384</b>	<b>612</b>	<b>82</b>	<b>1198</b>

## GOALIE STATISTICS

PLAYER	GP	Min.	W-L-OTL	GAA	SV%	SO
Scott Munroe	38	2023	19-10-3	2.52	.907	5
Brad Thiessen	41	2320	23-13-4	2.82	.887	2
Patrick Killeen	5	266	2-2-0	2.93	.871	0
<b>TOTALS</b>				<b>2.76</b>	<b>.888</b>	<b>7</b>

## GAMES AND RESULTS

DATE	RESULT	SCORE	OPPONENT
Oct. 8	L	3-2	HERSHEY
Oct. 9	SOL	1-0	CONNECTICUT
Oct. 13	W	5-1	at Rochester
Oct. 14	L	7-4	SPRINGFIELD
Oct. 15	OTL	5-4	BINGHAMTON
Oct. 21	W	3-0	at Springfield
Oct. 22	W	3-1	at Hershey
Oct. 28	W	5-3	at Syracuse
Oct. 29	W	4-1	at Manchester
Nov. 4	W	4-0	HERSHEY
Nov. 5	W(SO)	2-1	at Binghamton
Nov. 9	W	4-2	at Norfolk
Nov. 11	W(OT)	5-4	at Hershey
Nov. 12	L	5-3	NORFOLK
Nov. 15	W	3-0	BINGHAMTON
Nov. 18	SOL	3-2	at Portland
Nov. 19	SOL	4-3	at Manchester
Nov. 20	L	3-1	at Worcester
Nov. 23	L	7-5	SYRACUSE
Nov. 25	SOL	3-2	HERSHEY
Nov. 26	W	3-2	at Binghamton
Nov. 29	L	5-2	at Norfolk
Dec. 2	W	4-1	PORTLAND
Dec. 3	L	5-2	at Syracuse
Dec. 7	W	1-0	At Binghamton
Dec. 10	W	4-2	at Hershey
Dec. 13	W	4-2	BINGHAMTON
Dec. 16	W	3-2	at Syracuse
Dec. 17	L	5-2	NORFOLK
Dec. 19	L	2-1	ALBANY
Dec. 27	L	6-0	HERSHEY
Dec. 28	W(SO)	6-5	at Hershey
Dec. 31	W	4-2	BRIDGEPORT
Jan. 4	L	5-1	NORFOLK
Jan. 6	W(SO)	4-3	ROCHESTER
Jan. 7	L	4-3	SYRACUSE
Jan. 10	W	3-2	at Norfolk
Jan. 14	W	6-4	at St. John's
Jan. 15	W(OT)	4-3	at St. John's
Jan. 20	W	4-1	MANCHESTER
Jan. 21	W	6-2	SYRACUSE
Jan. 22	W	4-3	at Syracuse
Jan. 25	OTL	4-3	PROVIDENCE
Jan. 27	W(OT)	3-2	at Connecticut
Jan. 28	L	7-4	at Binghamton
Feb. 3	W	4-3	HERSHEY
Feb. 4	W	5-2	ALBANY
Feb. 5	SOL	4-3	at Hershey
Feb. 11	W(OT)	4-3	PORTLAND
Feb. 12	L	5-1	at Hershey
Feb. 15	L	4-0	NORFOLK
Feb. 17	W	6-1	at Binghamton
Feb. 18	L	3-0	at Albany
Feb. 20	W	5-3	at Portland
Feb. 23	W(SO)	7-6	MANCHESTER
Feb. 25	L	2-1	SYRACUSE
Feb. 26	L	3-2	NORFOLK
Mar. 4	W	3-2	at Adirondack
Mar. 6	L	5-2	ST. JOHN'S
Mar. 9	W(SO)	3-2	at Providence
Mar. 10	W(SO)	5-4	at Bridgeport
Mar. 11	W(SO)	4-3	at Springfield
Mar. 14	L	4-1	at Norfolk
Mar. 17	W	4-1	WORCESTER
Mar. 18	W	3-2	BINGHAMTON
Mar. 23	L	1-0	ADIRONDACK
Mar. 24	L	2-0	ST. JOHN'S
Mar. 25	W	5-3	SPRINGFIELD
Mar. 30	W	3-0	at Connecticut
Mar. 31	W	5-2	at Albany
Apr. 3	L	2-1	at Norfolk
Apr. 6	W	4-2	HERSHEY
Apr. 7	W	3-0	CONNECTICUT
Apr. 13	L	3-1	BINGHAMTON
Apr. 14	W	3-2	BRIDGEPORT
Apr. 15	L	3-2	at Bridgeport

# 2012-13

42-30-2-2, 88 PTS 3<sup>RD</sup> East Division

## PLAYER STATISTICS

PLAYER	GP	G	A	PTS	+/-	PIM
Chad Kolarik	35	15	18	33	-6	17
(TOTALS)	76	31	37	68	-4	55
Trevor Smith	75	23	31	54	+5	64
Riley Holzapfel	76	21	30	51	-1	93
Derek Nesbitt	1	0	0	0	-1	0
(TOTALS)	67	26	21	47	-4	18
Brian Gibbons	70	8	22	30	-11	34
Paul Thompson	58	20	9	29	+1	84
Beau Bennett	39	7	21	28	-6	18
Dylan Reese	66	8	17	25	+3	34
Brian Dumoulin	73	6	18	24	-11	18
Alex Grant	46	4	16	20	-7	73
Warren Peters	7	11	8	19	+4	76
Eric Tangradi	34	10	8	18	-8	57
Benn Ferriero	34	4	14	18	-1	14
Joe Morrow	57	4	11	15	-7	35
Jayson Megna	56	5	7	12	-12	28
Bobby Farnham	65	3	8	11	+1	274
Philippe Dupuis	34	2	9	11	-7	14
Adam Payerl	44	3	7	10	E	53
Joey Mormina	54	3	7	10	+3	60
Philip Samuelsson	65	2	8	10	+10	70
Zach Sill	57	4	5	9	+1	108
Simon Després	27	4	3	7	-5	28
Dominik Uher	53	4	3	7	-3	61
Tom Kostopoulos	17	3	4	7	E	43
Tom Kühnhackl	11	2	2	4	+3	6
Chris Collins	20	1	3	4	-4	8
(TOTALS)	24	1	3	4	-7	8
Robert Bortuzzo	31	1	3	4	+4	34
Jeff Zatkoff (G)	49	0	3	3	-	2
Cody Wild	14	0	2	2	+4	10
(TOTALS)	16	0	2	2	+2	10
Mark Eaton	6	0	1	1	-5	4
Peter Merth	0	0	0	0	E	0
(TOTALS)	7	0	1	1	-5	8
Carl Snee	1	0	0	0	E	0
Paul Crowder	2	0	0	0	-1	0
Reid McNeill	3	0	0	0	+2	0
Chris Barton	4	0	0	0	-1	6
Keven Veilleux	4	0	0	0	-1	7
Christiaan Minella	8	0	0	0	-1	19
Brian Strait	26	0	0	0	-6	34
Steve MacIntyre	29	0	0	0	-1	70
bench	--	--	--	--	--	34
<b>TOTALS</b>		<b>178</b>	<b>298</b>	<b>476</b>	<b>-65</b>	<b>1590</b>

## GOALIE STATISTICS

PLAYER	GP	Min.	W-L-OTL	GAA	SV%	SO
Jeff Zatkoff	49	2799	26-18-2	1.93	.920	5
Brad Thiessen	32	1792	16-12-2	2.68	.902	4
<b>TOTALS</b>				<b>2.31</b>	<b>.911</b>	<b>9</b>

## GAMES AND RESULTS

DATE	RESULT	SCORE	OPPONENT
Oct. 13	L	2-1	at Binghamton
Oct. 19	L	4-2	at Springfield
Oct. 20	L	3-2	BRIDGEPORT
Oct. 21	L	3-1	SYRACUSE
Oct. 26	W(OT)	5-4	ROCHESTER
Oct. 27	W	4-1	at Syracuse
Oct. 28	L	3-2	at Hershey
Nov. 2	W	3-0	at Manchester
Nov. 4	W	5-3	at Bridgeport
Nov. 7	W(SO)	1-0	BINGHAMTON
Nov. 9	W	3-1	HERSHEY
Nov. 10	W(SO)	4-3	PORTLAND
Nov. 14	W	2-1	SPRINGFIELD
Nov. 16	W	3-1	BRIDGEPORT
Nov. 17	L	4-1	at Hershey
Nov. 21	W	4-0	at Hershey
Nov. 24	W	2-1	TORONTO
Nov. 25	W(SO)	5-4	at Albany
Nov. 30	W	5-3	SYRACUSE
Dec. 1	W	5-3	ST. JOHN'S
Dec. 7	OTL	5-4	HERSHEY
Dec. 8	SOL	4-3	PORTLAND
Dec. 12	L	6-3	at Albany
Dec. 14	L	3-1	BINGHAMTON
Dec. 15	L	4-0	at Syracuse
Dec. 19	L	4-3	at Binghamton
Dec. 22	W	3-2	at Syracuse
Dec. 26	L	2-0	at Hershey
Dec. 27	L	4-1	HERSHEY
Dec. 29	OTL	3-2	NORFOLK
Dec. 31	L	2-1	SYRACUSE
Jan. 4	L	3-1	at Binghamton
Jan. 5	W	3-0	WORCESTER
Jan. 6	L	2-0	at Connecticut
Jan. 9	L	3-1	BINGHAMTON
Jan. 11	W	1-0	HERSHEY
Jan. 12	W	2-1	ADIRONDACK
Jan. 15	W	4-2	at Norfolk
Jan. 20	W(OT)	2-1	at Hershey
Jan. 23	W	3-0	ST. JOHN'S
Jan. 25	L	4-1	at Rochester
Jan. 26	W	3-1	at Toronto
Feb. 1	W	4-1	MANCHESTER
Feb. 2	W	3-0	ADIRONDACK
Feb. 3	W(OT)	2-1	at Hershey
Feb. 8	L	4-1	at Norfolk
Feb. 9	W	4-1	at Norfolk
Feb. 12	L	5-1	BINGHAMTON
Feb. 15	L	1-0	NORFOLK
Feb. 16	W	5-2	at Binghamton
Feb. 17	L	3-0	SYRACUSE
Feb. 22	W	2-1	at Adirondack
Feb. 23	W(OT)	2-1	CONNECTICUT
Feb. 24	W(OT)	2-1	at Bridgeport
Feb. 27	L	2-1	NORFOLK
Mar. 1	L	3-2	HERSHEY
Mar. 2	W(SO)	2-1	ALBANY
Mar. 8	L	2-0	at Providence
Mar. 9	W(OT)	4-3	at Portland
Mar. 10	W(SO)	5-4	at Manchester
Mar. 13	L	5-1	at Worcester
Mar. 15	W	5-3	at Worcester
Mar. 16	W	3-2	at Portland
Mar. 20	L	1-0	at Syracuse
Mar. 23	L	4-1	NORFOLK
Mar. 27	W	4-3	BINGHAMTON
Mar. 29	SOL	3-2	PROVIDENCE
Mar. 30	W(SO)	3-2	at Binghamton
Apr. 2	W	3-2	at Norfolk
Apr. 5	W(OT)	3-2	at Adirondack
Apr. 6	W	4-0	ALBANY
Apr. 7	W	4-3	HERSHEY
Apr. 13	W	3-0	at St. John's
Apr. 14	W(OT)	5-4	at St. John's
Apr. 19	L	4-2	WORCESTER
Apr. 20	L	3-1	MANCHESTER

# 2013-14

42-26-3-5, 92 PTS 2<sup>ND</sup> East Division

## PLAYER STATISTICS

PLAYER	GP	G	A	PTS	+/-	PIM
Tom Kostopoulos	71	22	25	47	+4	72
Nick Drazenovic	63	13	29	42	+3	28
Andrew Ebbett	44	13	27	40	+10	28
Brenden Mikkelsen	73	8	30	38	+10	62
Harry Zolnierczyk	57	18	18	36	+9	75
Spencer Machacek	22	10	4	14	+7	15
(TOTALS)	56	19	14	33	+11	39
Brian Gibbons	28	11	19	30	+9	43
Dominik Uher	68	7	17	24	+9	66
Scott Harrington	76	5	19	24	+9	55
Simon Després	36	6	16	22	+19	39
Philip Samuelsson	64	3	19	22	+17	66
Brian Dumoulin	53	5	16	21	+2	21
Anton Zlobin	46	8	11	19	+15	16
Jayson Megna	25	9	6	15	+13	4
Bobby Farnham	64	7	7	14	-2	166
Mike Carman	63	6	8	14	+2	34
Chuck Kobasew	12	11	2	13	+7	20
Chris Conner	17	6	5	11	+1	8
Adam Payerl	43	5	6	11	E	39
Denver Manderson	36	2	9	11	+1	4
Tom Kühnhackl	48	8	2	10	-4	22
Nick D'Agostino	48	1	9	10	-4	15
Paul Thompson	39	4	3	7	-8	50
Zach Torquato	18	2	5	7	+1	22
Barry Goers	23	1	6	7	+1	10
Zach Sill	18	3	3	6	+3	34
Pierre-Luc Lévesque	66	2	4	6	-7	259
Reid McNeill	55	1	4	5	+9	119
Carter Rowney	24	2	2	4	-2	6
Cody Sylvester	17	2	0	2	-4	18
Josh Archibald	7	1	0	1	E	13
Beau Bennett	3	0	1	1	E	0
Eric Hartzell (G)	25	0	1	1	--	2
Jeff Drouin-Deslauriers (G)	40	0	1	1	--	19
Jean-Sébastien Dea	1	0	0	0	E	0
Matia Marcantuoni	1	0	0	0	E	2
Peter Mannino (G)	18	0	0	0	--	2
Scott Wilson	1	0	0	0	E	0
Peter Merth	2	0	0	0	+1	7
Bryan Rust	2	0	0	0	E	0
Conor Sheary	2	0	0	0	E	0
C.J. Severyn	4	0	0	0	-3	4
Dustin Stevenson	7	0	0	0	-1	7
Harrison Ruopp	21	0	0	0	-5	34
bench	--	--	--	--	--	26
<b>TOTALS</b>	<b>202</b>	<b>333</b>	<b>535</b>	<b>122</b>	<b>1532</b>	

## GOALIE STATISTICS

PLAYER	GP	Min.	W-L-OTL	GAA	SV%	SO
Peter Mannino	18	1035	11-4-1	1.56	.932	4
Eric Hartzell	25	1233	10-7-2	2.48	.902	3
Jeff Drouin-Deslauriers	40	2140	20-13-5	2.58	.895	1
Matt Murray	1	60	0-1-0	2.00	.920	0
Tomáš Vokoun	2	124	1-1-0	2.41	.891	0
<b>TOTALS</b>				<b>2.21</b>	<b>.908</b>	<b>8</b>

## GAMES AND RESULTS

DATE	RESULT	SCORE	OPPONENT
Oct. 5	W	5-2	at Bridgeport
Oct. 12	W	3-1	HERSHEY
Oct. 13	W	6-3	at Syracuse
Oct. 18	W	6-3	ADIRONDACK
Oct. 19	W	3-2	at Worcester
Oct. 20	W (OT)	4-3	at Manchester
Oct. 25	SOL	4-3	at Binghamton
Oct. 26	L	2-1	NORFOLK
Nov. 1	W (OT)	3-2	HERSHEY
Nov. 2	W	4-2	at Hershey
Nov. 6	SOL	4-3	SYRACUSE
Nov. 8	L	6-5	ALBANY
Nov. 10	L	4-3	at Springfield
Nov. 15	W	5-3	at Syracuse
Nov. 16	W	3-1	HERSHEY
Nov. 20	W	3-1	at Rochester
Nov. 22	L	2-1	ST. JOHN'S
Nov. 23	W	5-2	ST. JOHN'S
Nov. 27	L	3-1	at Adirondack
Nov. 29	W	1-0	BINGHAMTON
Nov. 30	OTL	3-2	at Hershey
Dec. 6	L	5-0	at St. John's
Dec. 7	W	3-0	at St. John's
Dec. 11	L	3-2	SPRINGFIELD
Dec. 13	W	5-3	HERSHEY
Dec. 14	W	1-0	UTICA
Dec. 20	L	4-1	WORCESTER
Dec. 21	W	2-1	SYRACUSE
Dec. 27	L	3-1	NORFOLK
Dec. 28	SOL	2-1	at Hershey
Dec. 31	W	5-2	SYRACUSE
Jan. 3	W (SO)	2-1	at Hartford
Jan. 4	L	4-2	MANCHESTER
Jan. 5	W	4-1	BINGHAMTON
Jan. 8	L	4-2	SYRACUSE
Jan. 10	W	4-1	at Adirondack
Jan. 11	W	5-3	HARTFORD
Jan. 17	L	5-1	at Providence
Jan. 18	W	4-2	at Portland
Jan. 19	W	5-1	at Providence
Jan. 24	L	4-1	at Norfolk
Jan. 25	W (SO)	2-1	at Norfolk
Jan. 26	L	2-0	at Hershey
Jan. 29	W	4-0	SYRACUSE
Jan. 31	L	2-1	NORFOLK
Feb. 1	L	4-0	ROCHESTER
Feb. 7	W	5-1	PORTLAND
Feb. 8	W	3-2	ADIRONDACK
Feb. 9	OTL	4-3	at Hershey
Feb. 14	L	6-2	at Binghamton
Feb. 15	L	5-4	at Hershey
Feb. 16	L	3-1	HERSHEY
Feb. 19	OTL	4-3	BINGHAMTON
Feb. 22	SOL	4-3	PROVIDENCE
Feb. 25	W	6-5	HERSHEY
Feb. 28	L	4-0	at Syracuse
Mar. 1	W	2-1	at Albany
Mar. 7	SOL	2-1	at Utica
Mar. 8	W	4-2	at Hamilton
Mar. 9	W (SO)	4-3	at Toronto
Mar. 14	W	5-1	HAMILTON
Mar. 15	W	4-0	NORFOLK
Mar. 21	W	2-0	at Syracuse
Mar. 22	L	2-1	UTICA
Mar. 23	W (OT)	3-2	at Albany
Mar. 26	L	2-1	PROVIDENCE
Mar. 28	W	2-1	at Norfolk
Mar. 29	W	2-1	at Norfolk
Apr. 4	W	3-0	BRIDGEPORT
Apr. 5	W (OT)	1-0	ALBANY
Apr. 6	L	6-1	at Binghamton
Apr. 11	W (SO)	3-2	at Syracuse
Apr. 12	W	2-1	BINGHAMTON
Apr. 13	L	3-2	TORONTO
Apr. 18	L	5-4	at Binghamton
Apr. 19	L	2-0	at Utica

# 2014-15

45-24-3-4, 97 PTS 2<sup>ND</sup> East Division

## PLAYER STATISTICS

PLAYER	GP	G	A	PTS	+/-	PIM
Conor Sheary	58	20	25	45	E	8
Andrew Ebbett	44	17	27	44	+19	12
Tom Kostopoulos	72	16	28	44	+3	62
Scott Wilson	55	19	22	41	+14	30
Jayson Megna	63	26	13	39	+18	40
Brian Dumoulin	62	4	29	33	+25	18
Carter Rowney	63	10	21	31	+14	31
Tom Kühnhackl	72	12	18	30	+10	19
Bryan Rust	45	13	14	27	+6	14
Dominik Uher	72	13	13	26	+11	60
Derick Pouliot	31	7	17	24	+2	20
Danny Syvret	17	2	3	5	-5	8
(TOTALS)	75	6	17	23	-26	32
Jean-Sébastien Dea	43	10	11	21	+1	16
Nick Drazenovic	25	8	11	19	+6	18
Taylor Chorney	62	4	15	19	+26	42
Bobby Farnham	62	7	7	14	+3	226
Matia Marcantuoni	59	4	10	14	+4	20
Josh Archibald	45	5	8	13	-1	24
Scott Harrington	48	2	10	12	+19	20
Nick D'Agostino	50	0	10	10	+8	10
Adam Payerl	41	2	7	9	+1	76
Barry Goers	51	2	7	9	+3	25
Reid McNeill	54	2	5	7	+6	121
Pierre-Luc Létourneau-Leblond	55	2	4	6	+1	241
Alex Boak	31	1	5	6	+5	80
Beau Bennett	2	0	5	5	+4	0
Philip Samuelsson	22	0	4	4	-3	20
Sean Escobedo	2	1	2	3	+2	4
(TOTALS)	4	1	2	3	E	4
Sahir Gill	12	1	2	3	+1	0
Kasperii Kapanen	4	1	1	2	-1	0
Zach Torquato	12	1	1	2	+1	15
Ryan Parent	0	0	0	0	E	0
(TOTALS)	22	0	2	2	+1	16
Eric Hartzell (G)	2	0	1	1	-	0
Steven Shamanski	4	0	1	1	+1	2
(TOTALS)	6	0	1	1	+1	2
Clark Seymour	12	0	1	1	-1	13
Jeff Zatkoff (G)	37	0	1	1	-	4
Patrick McGrath	2	0	0	0	-2	12
Paul Cianfrini	3	0	0	0	-3	0
Anton Zlobin	6	0	0	0	-3	0
Harrison Ruopp	7	0	0	0	E	9
Matt Murray (g)	40	0	0	0	-	2
bench	--	--	--	--	--	16
<b>TOTALS</b>	<b>212</b>	<b>359</b>	<b>571</b>	<b>+195</b>	<b>1334</b>	

## GOALIE STATISTICS

PLAYER	GP	Min.	W-L-OTL	GAA	SV%	SO
Matt Murray	40	2321	25-10-3	1.58	.941	12
Jeff Zatkoff	37	2154	18-14-4	2.45	.910	3
Eric Hartzell	2	123	2-0-0	2.92	.882	0
<b>TOTALS</b>				<b>2.37</b>	<b>.911</b>	<b>15</b>

## GAMES AND RESULTS

DATE	RESULT	SCORE	OPPONENT
Oct. 11	L	5-2	LEHIGH VALLEY
Oct. 12	L	4-1	MANCHESTER
Oct. 17	W (OT)	2-1	at St. John's
Oct. 18	W	4-1	at St. John's
Oct. 21	L	4-0	at Albany
Oct. 24	W	5-0	SPRINGFIELD
Oct. 25	L	4-1	at Hershey
Oct. 26	W	3-2	BINGHAMTON
Oct. 29	W (OT)	2-1	at Lehigh Valley
Oct. 31	OTL	3-2	at Norfolk
Nov. 1	L	2-1	at Norfolk
Nov. 7	W (OT)	3-2	HERSHEY
Nov. 8	W	6-4	at Binghamton
Nov. 9	W (OT)	5-3	SYRACUSE
Nov. 14	W	3-1	LEHIGH VALLEY
Nov. 15	L	3-2	SYRACUSE
Nov. 16	L	3-2	at Hershey
Nov. 19	W	2-0	PORTLAND
Nov. 21	W	5-1	at Albany
Nov. 22	L	3-2	MANCHESTER
Nov. 26	SOL	2-1	at Hershey
Nov. 29	W	1-0	ST. JOHN'S
Dec. 5	W	5-1	LEHIGH VALLEY
Dec. 6	L	2-1	HERSHEY
Dec. 7	W	3-2	at Hershey
Dec. 12	W	4-1	BRIDGEPORT
Dec. 13	SOL	2-1	at Lehigh Valley
Dec. 14	W (OT)	3-2	HERSHEY
Dec. 19	L	4-2	ALBANY
Dec. 20	W	3-0	at Binghamton
Dec. 26	L	3-0	at Binghamton
Dec. 27	L	5-0	BRIDGEPORT
Dec. 28	W	2-1	NORFOLK
Dec. 31	W	2-0	HERSHEY
Jan. 2	W	5-0	BINGHAMTON
Jan. 3	SOL	2-1	at Hershey
Jan. 6	L	2-1	NORFOLK
Jan. 9	L	2-0	NORFOLK
Jan. 10	L	4-3	at Syracuse
Jan. 17	L	4-0	at Worcester
Jan. 18	L	5-4	at Providence
Jan. 21	W	5-1	ST. JOHN'S
Jan. 23	W	4-2	at Norfolk
Jan. 24	W (OT)	3-2	at Springfield
Jan. 30	W	5-0	at Springfield
Jan. 31	L	6-2	LEHIGH VALLEY
Feb. 3	W	4-0	SPRINGFIELD
Feb. 7	OTL	4-3	at Hershey
Feb. 8	W	3-1	at Bridgeport
Feb. 11	W	4-1	BINGHAMTON
Feb. 13	W	3-0	PORTLAND
Feb. 14	SOL	5-4	LEHIGH VALLEY
Feb. 21	W	2-0	PROVIDENCE
Feb. 22	W	4-1	at Hartford
Feb. 28	W (OT)	3-2	at Hartford
Mar. 1	W	7-0	at Bridgeport
Mar. 6	L	6-3	at Manchester
Mar. 7	W	3-0	at Manchester
Mar. 8	W	4-1	at Springfield
Mar. 11	W	3-2	HERSHEY
Mar. 14	W	3-1	HERSHEY
Mar. 15	L	5-2	HARTFORD
Mar. 20	OTL	2-1	at Syracuse
Mar. 21	L	4-3	BINGHAMTON
Mar. 22	W	3-0	at Lehigh Valley
Mar. 27	W	3-1	at Binghamton
Mar. 28	L	4-1	at Lehigh Valley
Apr. 1	W	4-3	HARTFORD
Apr. 3	L	4-2	WORCESTER
Apr. 4	W	3-0	LEHIGH VALLEY
Apr. 8	W	3-0	at Lehigh Valley
Apr. 11	W	5-2	at Portland
Apr. 12	W	3-1	at Portland
Apr. 17	L	4-0	ALBANY
Apr. 18	W	5-4	NORFOLK
Apr. 19	W	5-1	at Lehigh Valley

# 2015-16

## 43-27-4-2, 92 PTS 3<sup>RD</sup> Atlantic Division

### PLAYER STATISTICS

PLAYER	GP	G	A	PTS	+/-	PIM
Dustin Jeffrey	19	7	11	18	+2	2
(TOTALS)	64	20	44	64	+10	20
Carter Rowney	74	24	32	56	+23	37
Tom Kostopoulos	75	19	33	52	+2	97
Will O'Neill	74	8	42	50	+2	78
Dominik Simon	68	25	23	48	+4	36
Kael Mouillierat	68	18	27	45	-12	89
Scott Wilson	34	22	14	36	+4	19
Jean-Sébastien Dea	75	20	16	36	+13	36
Conor Sheary	30	7	29	36	+8	4
Derrick Pouliot	37	6	17	23	+15	26
Tim Erixon	65	3	17	20	+14	44
Steve Oleksy	63	2	17	19	+8	123
Josh Archibald	69	9	9	18	+1	75
Oskar Sundqvist	45	5	12	17	-3	30
Tom Kühnhackl	23	7	8	15	+10	18
Sahir Gill	21	5	9	14	+4	2
Tom Sestito	41	5	9	14	-3	104
Matthias Plachta	20	2	5	7	E	22
(TOTALS)	66	4	10	14	-9	38
Niclas Andersén	69	4	10	14	+6	26
Dominik Uher	43	5	8	13	+2	29
Reid McNeill	64	0	11	11	+10	58
Kevin Porter	16	5	4	9	+11	4
Derek Arny	13	2	2	4	+2	4
(TOTALS)	36	3	6	9	E	10
Bryan Rust	16	3	3	6	-5	2
Clark Seymour	17	3	3	6	-1	17
Jake Guentzel	11	2	4	6	-1	0
David Warsofsky	17	2	4	6	+2	6
Ty Loney	31	0	6	6	-6	7
Anton Zlobin	12	3	2	5	-1	2
Matia Marcantuoni	17	2	3	5	-1	0
Adam Krause	15	1	3	4	E	10
Adam Clendening	6	0	3	3	+4	0
Jarrett Burton	23	2	0	2	-5	10
Tyler Biggs	11	1	1	2	+1	11
Barry Goers	16	0	2	2	-2	4
Matt Murray (G)	31	0	2	2	--	2
Ethan Prow	5	0	1	1	+1	6
Harrison Ruopp	12	0	1	1	-5	11
Patrick McGrath	19	0	1	1	-3	66
Tristan Jarry (G)	33	0	1	1	-	0
Teddy Blueger	10	0	0	0	-2	2
John McCarron	12	0	0	0	-3	13
Ryan Parent	12	0	0	0	-4	16
bench	--	--	--	--	--	22
<b>TOTALS</b>	<b>229</b>	<b>405</b>	<b>634</b>	<b>+92</b>	<b>1170</b>	

### GOALIE STATISTICS

PLAYER	GP	Min.	W-L-OTL	GAA	SV%	SO
Matt Murray	31	1827	20-9-1	2.10	.931	4
Tristan Jarry	33	1943	17-13-3	2.69	.905	5
Casey DeSmith	6	309	2-4-0	1.94	.925	0
Brian Foster	9	461	3-3-1	3.51	.857	1
Franky Palazzese	1	22	1-0-0	0.00	1.00	0
Sean Maguire	1	13	0-0-1	0.00	1.00	0
<b>TOTALS</b>				<b>1.71</b>	<b>.936</b>	<b>10</b>

### GAMES AND RESULTS

DATE	RESULT	SCORE	OPPONENT
Oct. 9	W (OT)	2-1	at Providence
Oct. 10	L	4-1	at Bridgeport
Oct. 17	W	6-4	LEHIGH VALLEY
Oct. 18	W	5-1	at Bridgeport
Oct. 23	W	5-0	at Springfield
Oct. 24	W (OT)	3-2	SPRINGFIELD
Oct. 28	W	4-3	BINGHAMTON
Oct. 30	W	4-1	HARTFORD
Nov. 4	W	5-2	ST. JOHN'S
Nov. 6	W	4-1	ST. JOHN'S
Nov. 13	W	7-0	HERSHEY
Nov. 14	W	3-1	ROCHESTER
Nov. 15	W (OT)	7-6	at Hartford
Nov. 20	L	3-1	at Binghamton
Nov. 21	W	5-3	at Albany
Nov. 25	W (OT)	4-3	at Binghamton
Nov. 27	W	3-0	PROVIDENCE
Nov. 28	W	3-2	HERSHEY
Dec. 4	L	3-1	LEHIGH VALLEY
Dec. 5	L	3-1	HARTFORD
Dec. 6	L	4-1	at Hershey
Dec. 9	W	6-2	SYRACUSE
Dec. 11	W	4-0	at Lehigh Valley
Dec. 12	W	4-0	ALBANY
Dec. 16	W	3-0	at Lehigh Valley
Dec. 18	SOL	4-3	TORONTO
Dec. 19	W	3-0	at Syracuse
Dec. 26	L	5-0	at Hershey
Dec. 27	L	3-0	LEHIGH VALLEY
Dec. 31	L	4-2	SYRACUSE
Jan. 2	W	4-1	SPRINGFIELD
Jan. 3	W	3-2	at Hartford
Jan. 5	W	4-1	BINGHAMTON
Jan. 8	W	4-3	at Lehigh Valley
Jan. 9	W	4-2	UTICA
Jan. 12	W	2-1	at St. John's
Jan. 13	W	6-4	at St. John's
Jan. 16	L	4-2	at Syracuse
Jan. 22	L	2-1	at Portland
Jan. 23	W	5-0	at Portland
Jan. 24	L	5-2	at Providence
Jan. 27	L	3-1	HARTFORD
Jan. 29	OTL	4-3	at Lehigh Valley
Jan. 30	L	5-3	LEHIGH VALLEY
Feb. 5	W (OT)	4-3	at Springfield
Feb. 6	L	3-2	BRIDGEPORT
Feb. 9	W (OT)	4-3	at Utica
Feb. 12	W	3-1	at Hartford
Feb. 13	OTL	2-1	PORTLAND
Feb. 14	OTL	3-2	PORTLAND
Feb. 19	L	4-2	at Toronto
Feb. 21	OTL	3-2	at Rochester
Feb. 23	L	4-1	HERSHEY
Feb. 26	W (SO)	3-2	at Portland
Feb. 27	L	5-2	at Springfield
Feb. 28	L	3-2	at Providence
Mar. 4	W	3-0	at Lehigh Valley
Mar. 5	L	6-2	at Hershey
Mar. 6	W	5-4	HERSHEY
Mar. 9	W (OT)	6-5	LEHIGH VALLEY
Mar. 12	L	3-2	BRIDGEPORT
Mar. 13	L	3-2	at Bridgeport
Mar. 19	W	4-1	HERSHEY
Mar. 20	W (OT)	6-5	at Hershey
Mar. 23	W	5-0	BINGHAMTON
Mar. 25	W	3-2	at Binghamton
Mar. 26	L	5-0	PROVIDENCE
Mar. 29	W	4-3	SPRINGFIELD
Apr. 2	L	5-2	BRIDGEPORT
Apr. 3	L	5-3	PORTLAND
Apr. 8	L	4-0	LEHIGH VALLEY
Apr. 9	W	4-3	at Hershey
Apr. 10	L	5-3	HERSHEY
Apr. 15	W	2-1	at Lehigh Valley
Apr. 16	L	3-1	PROVIDENCE
Apr. 17	SOL	2-1	at Hershey

# 2016-17

51-20-3-2, 107 PTS 1<sup>ST</sup> Atlantic Division

## PLAYER STATISTICS

PLAYER	GP	G	A	PTS	+/-	PIM
Tom Kostopoulos	74	24	30	54	+8	49
David Warsofsky	58	16	31	47	+30	32
Oskar Sundqvist	63	20	26	46	+12	52
Dominik Simon	70	15	31	46	+10	18
Kevin Porter	69	11	35	46	+2	50
Jake Guentzel	33	21	21	42	+21	12
Jean-Sébastien Dea	73	18	16	34	+13	59
Garrett Wilson	59	11	20	31	+16	83
Teddy Blueger	54	7	24	31	+24	20
Josh Archibald	61	16	13	29	+25	54
Ryan Haggerty	58	11	12	23	+8	46
Derrick Pouliot	46	7	16	23	+15	26
Carter Rowney	26	10	11	21	+6	15
Sahir Gill	44	6	12	18	+6	12
Tim Erixon	54	4	13	17	+11	24
Tom Sestito	33	6	10	16	+1	121
Chad Ruhwedel	28	4	12	16	E	12
Frank Corrado	17	1	3	4	+3	6
(TOTALS)	35	2	14	16	+9	20
Ethan Prow	59	1	15	16	+1	24
Danny Kristo	32	6	5	11	+2	10
(TOTALS)	40	6	7	13	E	12
Cameron Gaunce	49	2	11	13	+15	38
Barry Goers	37	4	8	12	+16	8
Jarrett Burton	39	7	4	11	+2	39
Zach Aston-Reese	10	3	5	8	+2	7
Stuart Percy	37	1	7	8	+6	18
Adam Krause	14	3	4	7	+11	4
Reid Gardiner	23	3	3	6	-4	4
Lukas Bengtsson	16	1	5	6	+14	6
Steve Oleksy	16	1	4	5	+4	16
Patrick McGrath	30	1	3	4	+1	89
Thomas Di Pauli	21	2	0	2	E	20
Troy Josephs	13	1	1	2	+1	10
Reid McNeill	14	1	1	2	+2	21
Brett Stern	17	0	2	2	+8	6
Cody Wydo	3	1	0	1	+1	0
Casey DeSmith (G)	29	0	1	1	--	0
Tristan Jarry (G)	45	0	1	1	--	2
Kevin Schulze	1	0	0	0	+1	2
Ryan Segalla	1	0	0	0	E	4
Dylan Zink	1	0	0	0	-2	0
Christian Hilbrich	6	0	0	0	E	0
Jeff Taylor	6	0	0	0	E	0
Nick Sorkin	3	0	0	0	+1	0
(TOTALS)	8	0	0	0	-2	0
bench	--	--	--	--	--	10
<b>TOTALS</b>		<b>246</b>	<b>416</b>	<b>662</b>	<b>+293</b>	<b>1029</b>

## GOALIE STATISTICS

PLAYER	GP	Min.	W-L-OTL	GAA	SV%	SO
Casey DeSmith	29	1731	21-5-1	2.01	.926	1
Tristan Jarry	45	2707	28-15-1	2.15	.925	3
Doug Carr	2	80	1-0-0	3.00	.897	0
Sean Maguire	1	60	1-0-0	4.00	.846	0
<b>TOTALS</b>				<b>2.19</b>	<b>.922</b>	<b>4</b>

## GAMES AND RESULTS

DATE	RESULT	SCORE	OPPONENT
Oct. 15	W	6-2	HARTFORD
Oct. 21	L	0-1	SPRINGFIELD
Oct. 22	W	3-1	SYRACUSE
Oct. 23	W (OT)	2-1	at Hershey
Oct. 26	W	3-1	ALBANY
Oct. 29	OTL	1-2	at Springfield
Oct. 30	W	6-1	SYRACUSE
Nov. 4	W	4-1	BINGHAMTON
Nov. 5	W	7-1	at Bridgeport
Nov. 6	W (SO)	5-4	at Providence
Nov. 11	L	0-3	TORONTO
Nov. 12	W	3-1	PROVIDENCE
Nov. 13	W	4-1	at Hartford
Nov. 16	L	1-4	at Lehigh Valley
Nov. 18	W	4-3	BRIDGEPORT
Nov. 19	W (OT)	4-3	at Hershey
Nov. 23	L	0-4	at Hershey
Nov. 25	OTL	2-3	at Bridgeport
Nov. 26	W	1-0	BRIDGEPORT
Dec. 3	W	6-2	at St. John's
Dec. 4	OTL	2-3	at St. John's
Dec. 9	L	2-5	HERSHEY
Dec. 10	W	6-2	HERSHEY
Dec. 11	W	4-1	at Bridgeport
Dec. 14	W	6-2	at Hartford
Dec. 16	W	4-1	ROCHESTER
Dec. 17	W	4-2	SPRINGFIELD
Dec. 26	W	5-4	at Binghamton
Dec. 27	W	5-3	SPRINGFIELD
Dec. 30	L	2-5	PROVIDENCE
Dec. 31	L	2-3	at Binghamton
Jan. 3	W	3-2	HARTFORD
Jan. 6	W	5-1	HERSHEY
Jan. 7	W	5-4	BINGHAMTON
Jan. 8	W (OT)	6-5	at Hershey
Jan. 11	W	2-1	at Toronto
Jan. 13	W	3-2	at Rochester
Jan. 14	W	3-1	at Syracuse
Jan. 16	L	1-4	at Syracuse
Jan. 18	W	5-3	at Hershey
Jan. 20	L	3-5	at Lehigh Valley
Jan. 21	W	5-1	HERSHEY
Jan. 25	W (OT)	3-2	SYRACUSE
Jan. 27	W	3-2	at Utica
Jan. 28	W	6-2	at Binghamton
Feb. 3	L	2-5	ST. JOHN'S
Feb. 4	W	7-1	LEHIGH VALLEY
Feb. 8	L	0-4	ST. JOHN'S
Feb. 10	W (OT)	4-3	HERSHEY
Feb. 11	W	4-2	BINGHAMTON
Feb. 14	W	5-1	LEHIGH VALLEY
Feb. 17	L	0-4	at Albany
Feb. 18	L	1-2	at Springfield
Feb. 19	L	2-3	at Providence
Feb. 24	L	1-2	at Utica
Feb. 25	W (OT)	4-3	at Lehigh Valley
Mar. 4	L	1-2	at Hershey
Mar. 5	W	6-3	at Hartford
Mar. 8	L	0-3	LEHIGH VALLEY
Mar. 10	W	8-1	HARTFORD
Mar. 11	W	3-2	PROVIDENCE
Mar. 17	W	4-1	at Lehigh Valley
Mar. 18	L	2-3	LEHIGH VALLEY
Mar. 21	W	5-2	HARTFORD
Mar. 24	W	5-1	at Syracuse
Mar. 25	W	4-0	at Lehigh Valley
Mar. 26	W	2-1	UTICA
Mar. 31	L	1-3	at Springfield
Apr. 1	W	3-0	LEHIGH VALLEY
Apr. 2	SOL	2-3	UTICA
Apr. 7	W	3-0	at Lehigh Valley
Apr. 8	W	2-1	at Hartford
Apr. 9	W	2-1	at Providence
Apr. 12	SOL	1-2	LEHIGH VALLEY
Apr. 14	L	1-2	HERSHEY
Apr. 15	W	5-4	BRIDGEPORT
Apr. 9	W	4-3	at Hershey
Apr. 10	L	5-3	HERSHEY

# 2017-18

45-22-6-3, 99 PTS 2<sup>ND</sup> Atlantic Division

## PLAYER STATISTICS

PLAYER	GP	G	A	PTS	+/-	PIM
Daniel Sprong	65	32	33	65	+4	28
Jean-Sébastien Dea	70	18	32	50	+20	69
Teddy Bleuger	70	21	24	45	+16	43
Garrett Wilson	69	17	25	42	+11	139
Ryan Haggerty	47	16	21	37	+20	22
Kevin Czuczman	71	4	31	35	+15	48
Christain Thomas	51	18	16	34	+6	14
Gage Quinney	57	14	19	33	+5	18
Adam Johnson	70	11	20	31	+5	16
Zach Aston-Reese	41	9	20	29	+21	49
Andrey Pedan	52	9	17	26	+19	87
Joseph Cramarossa	28	6	6	12	-5	28
(TOTALS)	65	9	13	22	-11	66
Jarred Tinordi	62	5	16	21	+19	86
Thomas Di Pauli	58	12	8	20	-1	38
Jarrett Jarrett	52	9	10	19	+6	25
Tom Kostopoulos	38	5	14	19	-1	31
Colin Smith	35	5	13	18	+1	12
Zach Trotman	49	7	10	17	+24	25
Dominik Simon	21	4	13	17	E	14
Ethan Prow	40	4	13	17	+2	16
Tom Sestito	37	6	9	15	+11	95
Lukas Bengtsson	37	0	15	15	+7	8
Frank Corrado	32	1	13	14	+11	18
Greg McKeeg	28	5	7	12	+10	10
Chris Summers	64	1	10	11	+5	51
Josh Jooris	6	1	0	1	-1	4
(TOTALS)	11	1	3	4	+3	6
Freddie Tiffels	12	2	1	3	+1	2
Josh Archibald	6	1	2	3	-4	4
Sam Lafferty	9	1	2	3	E	4
Cody Wydo	9	1	2	3	+1	2
Reid Gardiner	10	1	2	3	-2	2
Patrick McGrath	19	2	0	2	-3	95
Cam Brown	1	0	0	0	E	0
(TOTALS)	14	1	1	2	-1	4
Kevin Spinozzi	16	0	2	2	+3	8
Jan Drozg	1	0	1	1	+1	0
Dylan Zink	7	0	1	1	+1	2
Kevin Schulze	12	0	1	1	+1	2
Jeff Taylor	14	0	1	1	-1	8
Tristan Jarry (G)	16	0	1	1	--	0
Dane Birks	1	0	0	0	E	0
Anthony Angello	2	0	0	0	E	0
Niclas Almari	2	0	0	0	E	2
Troy Josephs	4	0	0	0	E	0
Anthony Peters (G)	24	0	0	0	--	4
bench	--	--	--	--	--	32
<b>TOTALS</b>	<b>248</b>	<b>431</b>	<b>679</b>	<b>+219</b>	<b>1129</b>	

## GOALIE STATISTICS

PLAYER	GP	Min.	W-L-OTL	GAA	SV%	SO
Casey DeSmith	27	1561	16-8-3	2.73	.910	2
Anthony Peters	24	1330	12-7-3	2.71	.907	1
Sean Maguire	4	191	1-1-0	2.19	.924	0
Tristan Jarry	16	962	9-5-2	3.05	.901	0
Étienne Marcoux	2	114	1-1-0	2.10	.900	0
Michael Leighton	6	382	5-0-1	2.67	.913	0
(TOTALS)	20	1105	9-4-5	2.99	.886	0
Colin Stevens	1	63	1-0-0	3.82	.879	0
<b>TOTALS</b>				<b>2.79</b>	<b>.907</b>	<b>3</b>

## GAMES AND RESULTS

DATE	RESULT	SCORE	OPPONENT
Oct. 7	L	2-5	CHARLOTTE
Oct. 13	W	5-0	LEHIGH VALLEY
Oct. 14	L	2-3	at Lehigh Valley
Oct. 15	W	6-1	SYRACUSE
Oct. 20	W (OT)	6-5	LAVAL
Oct. 21	W (SO)	3-2	HARTFORD
Oct. 27	W	3-2	HERSHEY
Oct. 28	W	5-2	at Bridgeport
Nov. 3	W (SO)	6-5	at Lehigh Valley
Nov. 5	SOL	2-3	HERSHEY
Nov. 8	W	4-2	TORONTO
Nov. 11	W	4-3	PROVIDENCE
Nov. 12	W	5-1	at Hershey
Nov. 17	W	4-3	at Binghamton
Nov. 22	W	4-2	LEHIGH VALLEY
Nov. 24	L	2-5	at Syracuse
Nov. 25	L	3-4	SYRACUSE
Dec. 1	W (OT)	5-4	MILWAUKEE
Dec. 2	L	2-5	ROCHESTER
Dec. 3	OTL	3-4	at Hershey
Dec. 6	L	0-5	at Lehigh Valley
Dec. 8	L	1-2	CHARLOTTE
Dec. 10	W	4-1	at Hershey
Dec. 13	W	6-3	SPRINGFIELD
Dec. 15	L	3-7	at Hartford
Dec. 16	OTL	2-3	at Bridgeport
Dec. 22	W (OT)	4-3	BINGHAMTON
Dec. 23	L	2-3	LEHIGH VALLEY
Dec. 27	L	4-5	LEHIGH VALLEY
Dec. 29	W	5-1	HARTFORD
Dec. 30	W (OT)	2-1	at Hershey
Jan. 3	W (OT)	3-2	BRIDGEPORT
Jan. 5	W	4-2	SPRINGFIELD
Jan. 6	W	6-0	BELLEVILLE
Jan. 12	W	6-2	at Belleville
Jan. 13	W	4-3	at Laval
Jan. 17	W	4-1	LEHIGH VALLEY
Jan. 19	L	0-1	at Providence
Jan. 21	OTL	0-1	at Hartford
Jan. 24	W	4-0	at Hershey
Jan. 26	L	2-5	at Lehigh Valley
Jan. 27	W (OT)	4-3	BINGHAMTON
Feb. 2	W	4-1	HERSHEY
Feb. 3	W	2-1	LEHIGH VALLEY
Feb. 7	W	3-1	at Springfield
Feb. 9	L	0-4	at Providence
Feb. 11	W (SO)	3-2	at Providence
Feb. 16	L	3-12	at Rochester
Feb. 17	OTL	4-5	UTICA
Feb. 18	L	1-4	at Lehigh Valley
Feb. 23	W	6-3	ROCKFORD
Feb. 24	L	1-3	at Syracuse
Feb. 25	W	3-2	HERSHEY
Mar. 2	W	4-2	at Grand Rapids
Mar. 3	L	0-3	at Rockford
Mar. 4	SOL	2-3	at Milwaukee
Mar. 9	W	3-2	at Binghamton
Mar. 10	W	2-1	GRAND RAPIDS
Mar. 13	W	5-2	at Charlotte
Mar. 14	L	1-3	at Charlotte
Mar. 17	L	1-4	HARTFORD
Mar. 18	W	6-4	HERSHEY
Mar. 20	OTL	3-4	at Toronto
Mar. 23	OTL	4-5	at Utica
Mar. 24	W (SO)	5-4	at Binghamton
Mar. 25	L	3-6	BRIDGEPORT
Mar. 28	W	5-2	PROVIDENCE
Mar. 30	W (OT)	4-3	at Hartford
Mar. 31	L	1-3	PROVIDENCE
Apr. 3	W	5-3	HERSHEY
Apr. 6	L	3-4	BRIDGEPORT
Apr. 7	W	7-4	BINGHAMTON
Apr. 8	W	5-2	at Bridgeport
Apr. 13	W	3-2	at Springfield
Apr. 14	SOL	1-2	at Lehigh Valley
Apr. 15	W	3-2	at Hershey





1999

2019

# **PENGUINS PLAYOFF HISTORY**

# CALDER CUP PLAYOFFS

## YEAR-BY-YEAR RESULTS

### 2000 Did Not Qualify

### 2001 Western Conference Quarterfinals vs. Syracuse (W-B/Scranton wins, 3-2)

April 11	Syracuse	2	@	W-B/Scranton	1 (OT)	L
April 13	Syracuse	2	@	W-B/Scranton	5	W
April 14	W-B/Scranton	5	@	Syracuse	4 (OT)	W
April 16	W-B/Scranton	2	@	Syracuse	3	L
April 18	Syracuse	2	@	W-B/Scranton	6	W

### Western Conference Semifinals vs. Philadelphia (W-B/Scranton wins, 4-2)

April 21	Philadelphia	3	@	W-B/Scranton	4	W
April 23	Philadelphia	2	@	W-B/Scranton	4	W
April 25	W-B/Scranton	3	@	Philadelphia	0	W
April 27	W-B/Scranton	2	@	Philadelphia	8	L
April 28	Philadelphia	3	@	W-B/Scranton	2 (OT)	L
May 1	W-B/Scranton	3	@	Philadelphia	2 (OT)	W

### Western Conference Final vs. Hershey (W-B/Scranton wins, 4-0)

May 5	Hershey	1	@	W-B/Scranton	2 (OT)	W
May 7	Hershey	1	@	W-B/Scranton	2 (2OT)	W
May 9	W-B/Scranton	5	@	Hershey	4 (OT)	W
May 12	W-B/Scranton	3	@	Hershey	1	W

### Calder Cup Final vs. Saint John (Saint John wins, 4-2)

May 17	W-B/Scranton	4	@	Saint John	3	W
May 19	W-B/Scranton	3	@	Saint John	4	L
May 21	Saint John	4	@	W-B/Scranton	1	L
May 23	Saint John	4	@	W-B/Scranton	6	W
May 25	Saint John	4	@	W-B/Scranton	3	L
May 28	W-B/Scranton	0	@	Saint John	1	L

### 2002 Did Not Qualify

### 2003 Western Conference Qualifying Round vs. Utah (W-B/Scranton wins, 2-0)

April 10	Utah	2	@	W-B/Scranton	5	W
April 12	Utah	1	@	W-B/Scranton	2	W

### Western Conference Quarterfinals vs. Grand Rapids (Grand Rapids wins, 3-1)

April 16	W-B/Scranton	1	@	Grand Rapids	3	L
April 18	W-B/Scranton	1	@	Grand Rapids	2	L
April 19	Grand Rapids	2	@	W-B/Scranton	6	W
April 21	Grand Rapids	3	@	W-B/Scranton	2	L

**2004 East Division Semifinals vs. Bridgeport (W-B/Scranton wins, 4-3)**

April 15	W-B/Scranton	4	@	Bridgeport	5 (OT)	L
April 17	W-B/Scranton	4	@	Bridgeport	5 (OT)	L
April 18	Bridgeport	2	@	W-B/Scranton	3 (OT)	W
April 20	Bridgeport	4	@	W-B/Scranton	2	L
April 22	W-B/Scranton	2	@	Bridgeport	1 (OT)	W
April 23	Bridgeport	0	@	W-B/Scranton	5	W
April 25	W-B/Scranton	3	@	Bridgeport	2 (OT)	W

**East Division Final vs. Philadelphia (W-B/Scranton wins, 4-2)**

May 5	W-B/Scranton	5	@	Philadelphia	4	W
May 7	W-B/Scranton	2	@	Philadelphia	3 (OT)	L
May 8	Philadelphia	0	@	W-B/Scranton	3	W
May 10	Philadelphia	0	@	W-B/Scranton	2	W
May 12	W-B/Scranton	2	@	Philadelphia	4	L
May 14	Philadelphia	1	@	W-B/Scranton	3	W

**Eastern Conference Final vs. Hartford (W-B/Scranton wins, 4-3)**

May 18	Hartford	1	@	W-B/Scranton	3	W
May 20	Hartford	3	@	W-B/Scranton	2 (OT)	L
May 22	W-B/Scranton	2	@	Hartford	3	L
May 23	W-B/Scranton	5	@	Hartford	4	W
May 25	W-B/Scranton	4	@	Hartford	3 (OT)	W
May 28	Hartford	4	@	W-B/Scranton	1	L
May 29	W-B/Scranton	2	@	Hartford	1 (OT)	W

**Calder Cup Final vs. Milwaukee (Milwaukee wins, 4-0)**

June 1	W-B/Scranton	1	@	Milwaukee	2 (OT)	L
June 2	W-B/Scranton	4	@	Milwaukee	8	L
June 4	Milwaukee	2	@	W-B/Scranton	1 (OT)	L
June 6	Milwaukee	7	@	W-B/Scranton	2	L

**2005 East Division Semifinals vs. Binghamton (W-B/Scranton wins, 4-2)**

April 22	W-B/Scranton	2	@	Binghamton	5	L
April 23	W-B/Scranton	2	@	Binghamton	4	L
April 25	Binghamton	2	@	W-B/Scranton	3 (3OT)	W
April 27	Binghamton	0	@	W-B/Scranton	2	W
April 29	W-B/Scranton	3	@	Binghamton	2	W
May 1	Binghamton	1	@	W-B/Scranton	2	W

**East Division Final vs. Philadelphia (Philadelphia wins, 4-1)**

May 4	W-B/Scranton	1	@	Philadelphia	4	L
May 6	W-B/Scranton	1	@	Philadelphia	4	L
May 7	Philadelphia	1	@	W-B/Scranton	3	W
May 10	Philadelphia	5	@	W-B/Scranton	3	L
May 13	W-B/Scranton	4	@	Philadelphia	7	L

**2006 East Division Semifinals vs. Bridgeport (W-B/Scranton wins, 4-3)**

April 20	Bridgeport	2	@	W-B/Scranton	1	L
April 22	Bridgeport	3	@	W-B/Scranton	2	L
April 23	W-B/Scranton	3	@	Bridgeport	2 (OT)	W
April 25	W-B/Scranton	1	@	Bridgeport	0	W
April 26	Bridgeport	3	@	W-B/Scranton	2 (OT)	L
April 28	W-B/Scranton	3	@	Bridgeport	2 (OT)	W
April 29	Bridgeport	4	@	W-B/Scranton	5	W

**East Division Final vs. Hershey (Hershey wins, 4-0)**

May 4	Hershey	5	@	W-B/Scranton	4	L
May 6	Hershey	5	@	W-B/Scranton	0	L
May 7	W-B/Scranton	1	@	Hershey	4	L
May 9	W-B/Scranton	0	@	Hershey	1	L

**2007 East Division Semifinals vs. Norfolk (W-B/Scranton wins, 4-2)**

April 20	Norfolk	5	@	W-B/Scranton	2	L
April 21	Norfolk	2	@	W-B/Scranton	5	W
April 23	W-B/Scranton	3	@	Norfolk	2 (OT)	W
April 25	W-B/Scranton	1	@	Norfolk	4	L
April 27	W-B/Scranton	8	@	Norfolk	1	W
April 29	Norfolk	2	@	W-B/Scranton	3	W

**East Division Final vs. Hershey (Hershey wins, 4-1)**

May 2	W-B/Scranton	3	@	Hershey	4	L
May 4	W-B/Scranton	3	@	Hershey	4 (2OT)	L
May 5	Hershey	2	@	W-B/Scranton	0	L
May 9	Hershey	2	@	W-B/Scranton	3 (OT)	W
May 11	W-B/Scranton	6	@	Hershey	7 (OT)	L

**2008 East Division Semifinals vs. Hershey (W-B/Scranton wins, 4-1)**

April 16	W-B/Scranton	2	@	Hershey	1 (OT)	W
April 19	Hershey	2	@	W-B/Scranton	6	W
April 20	Hershey	1	@	W-B/Scranton	5	W
April 23	W-B/Scranton	2	@	Hershey	3 (OT)	L
April 25	Hershey	3	@	W-B/Scranton	7	W

**East Division Final vs. Philadelphia (W-B/Scranton wins, 4-1)**

May 1	Philadelphia	5	@	W-B/Scranton	2	L
May 3	Philadelphia	4	@	W-B/Scranton	5 (OT)	W
May 5	W-B/Scranton	3	@	Philadelphia	2	W
May 7	W-B/Scranton	8	@	Philadelphia	4	W
May 9	Philadelphia	1	@	W-B/Scranton	3	W

**Eastern Conference Final vs. Portland (W-B/Scranton wins, 4-3)**

May 14	Portland	0	@	W-B/Scranton	2	W
May 15	Portland	3	@	W-B/Scranton	2	L
May 18	W-B/Scranton	2	@	Portland	5	L
May 20	W-B/Scranton	4	@	Portland	3	W
May 21	W-B/Scranton	1	@	Portland	2	L
May 23	Portland	3	@	W-B/Scranton	4 (OT)	W
May 24	Portland	2	@	W-B/Scranton	3	W

**Calder Cup Final vs. Chicago (Chicago wins, 4-2)**

May 29	W-B/Scranton	4	@	Chicago	5	L
June 1	W-B/Scranton	2	@	Chicago	4	L
June 4	Chicago	6	@	W-B/Scranton	1	L
June 6	Chicago	2	@	W-B/Scranton	3	W
June 7	Chicago	1	@	W-B/Scranton	5	W
June 10	W-B/Scranton	2	@	Chicago	5	L

**2009 East Division Semifinals vs. Bridgeport (W-B/Scranton wins, 4-1)**

April 17	W-B/Scranton	3	@	Bridgeport	2	W
April 18	W-B/Scranton	5	@	Bridgeport	4 (OT)	W
April 19	Bridgeport	5	@	W-B/Scranton	4 (OT)	L
April 22	W-B/Scranton	2	@	Bridgeport	1	W
April 24	Bridgeport	2	@	W-B/Scranton	4	W

**East Division Final vs. Hershey (Hershey wins, 4-3)**

May 2	W-B/Scranton	3	@	Hershey	5	L
May 3	W-B/Scranton	1	@	Hershey	3	L
May 6	Hershey	2	@	W-B/Scranton	3 (OT)	W
May 8	Hershey	3	@	W-B/Scranton	6	W
May 9	Hershey	1	@	W-B/Scranton	4	W
May 10	W-B/Scranton	0	@	Hershey	3	L
May 12	W-B/Scranton	0	@	Hershey	3	L

**2010 East Division Semifinals vs. Albany (Albany wins, 4-0)**

April 14	W-B/Scranton	3	@	Albany	4	L
April 16	W-B/Scranton	2	@	Albany	5	L
April 18	Albany	2	@	W-B/Scranton	1	L
April 19	Albany	5	@	W-B/Scranton	3	L

**2011 East Division Semifinals vs. Norfolk (W-B/Scranton wins, 4-2)**

April 15	Norfolk	2	@	W-B/Scranton	1	L
April 16	Norfolk	2	@	W-B/Scranton	0	L
April 19	W-B/Scranton	2	@	Norfolk	1	W
April 20	W-B/Scranton	4	@	Norfolk	2	W
April 22	W-B/Scranton	2	@	Norfolk	1	W
April 23	Norfolk	3	@	W-B/Scranton	6	W

**East Division Final vs. Charlotte (Charlotte wins, 4-2)**

April 28	Charlotte	3	@	W-B/Scranton	2	L
April 30	Charlotte	0	@	W-B/Scranton	3	W
May 2	W-B/Scranton	1	@	Charlotte	2 (OT)	L
May 4	W-B/Scranton	0	@	Charlotte	1	L
May 6	W-B/Scranton	1	@	Charlotte	0	W
May 7	Charlotte	4	@	W-B/Scranton	3	L

**2012 Eastern Conference Quarterfinals vs. Hershey (W-B/Scranton wins, 3-2)**

April 20	Hershey	1	@	W-B/Scranton	3	W
April 21	Hershey	2	@	W-B/Scranton	7	W
April 25	W-B/Scranton	3	@	Hershey	4 (OT)	L
April 27	W-B/Scranton	1	@	Hershey	4	L
April 28	Hershey	1	@	W-B/Scranton	2	W

**Eastern Conference Semifinals vs. St. John's (St. John's wins, 4-3)**

May 1	W-B/Scranton	1	@	St. John's	3	L
May 2	W-B/Scranton	3	@	St. John's	1	W
May 5	St. John's	2	@	W-B/Scranton	1 (OT)	L
May 6	St. John's	3	@	W-B/Scranton	2 (OT)	L
May 8	St. John's	2	@	W-B/Scranton	3 (2OT)	W
May 11	W-B/Scranton	4	@	St. John's	2	W
May 12	W-B/Scranton	2	@	St. John's	3	L

**2013 Eastern Conference Quarterfinals vs. Binghamton (W-B/Scranton wins, 3-0)**

April 27	W-B/Scranton	3	@	Binghamton	2 (OT)	W
April 28	W-B/Scranton	3	@	Binghamton	2	W
May 2	Binghamton	2	@	W-B/Scranton	3	W

**Eastern Conference Semifinals vs. Providence (W-B/Scranton wins, 4-3)**

May 10	W-B/Scranton	5	@	Providence	8	L
May 11	W-B/Scranton	2	@	Providence	4	L
May 15	Providence	2	@	W-B/Scranton	1 (OT)	L
May 17	Providence	1	@	W-B/Scranton	3	W
May 18	Providence	0	@	W-B/Scranton	4	W
May 20	W-B/Scranton	2	@	Providence	1 (OT)	W
May 22	W-B/Scranton	5	@	Providence	0	W

**Eastern Conference Final vs. Syracuse (Syracuse wins, 4-1)**

May 25	W-B/Scranton	4	@	Syracuse	2	W
May 26	W-B/Scranton	2	@	Syracuse	3	L
May 29	Syracuse	2	@	W-B/Scranton	0	L
May 31	Syracuse	4	@	W-B/Scranton	2	L
June 1	W-B/Scranton	0	@	Syracuse	7	L

**2014 Eastern Conference Quarterfinals vs. Binghamton (W-B/Scranton wins, 3-1)**

April 25	W-B/Scranton	3	@	Binghamton	2 (OT)	W
April 26	W-B/Scranton	3	@	Binghamton	4 (OT)	L
April 30	Binghamton	2	@	W-B/Scranton	3 (OT)	W
May 2	Binghamton	1	@	W-B/Scranton	5	W

**Eastern Conference Semifinals vs. Providence (W-B/Scranton wins, 4-3)**

May 9	Providence	4	@	W-B/Scranton	0	L
May 10	Providence	1	@	W-B/Scranton	6	W
May 14	W-B/Scranton	5	@	Providence	4 (2OT)	W
May 16	W-B/Scranton	2	@	Providence	3 (OT)	L
May 17	W-B/Scranton	3	@	Providence	2	W
May 19	Providence	4	@	W-B/Scranton	1	L
May 21	Providence	4	@	W-B/Scranton	5	W

**Eastern Conference Final vs. St. John's (St. John's wins, 4-2)**

May 24	W-B/Scranton	3	@	St. John's	2	W
May 25	W-B/Scranton	1	@	St. John's	2	L
May 28	St. John's	5	@	W-B/Scranton	0	L
May 29	St. John's	2	@	W-B/Scranton	1	L
May 31	St. John's	2	@	W-B/Scranton	4	W
June 3	W-B/Scranton	0	@	St. John's	5	L

**2015 Eastern Conference Quarterfinals vs. Syracuse (W-B/Scranton wins, 3-0)**

April 24	Syracuse	1	@	W-B/Scranton	5	W
April 25	Syracuse	0	@	W-B/Scranton	4	W
April 29	W-B/Scranton	5	@	Syracuse	2	W

**Eastern Conference Semifinals vs. Manchester (Manchester wins, 4-1)**

May 6	W-B/Scranton	3	@	Manchester	4 (3OT)	L
May 7	W-B/Scranton	2	@	Manchester	5	L
May 9	Manchester	1	@	W-B/Scranton	2	W
May 11	Manchester	5	@	W-B/Scranton	2	L
May 12	Manchester	2	@	W-B/Scranton	1	L

**2016 Atlantic Division Semifinals vs. Providence (W-B/Scranton wins, 3-0)**

April 20	Providence	2	@	W-B/Scranton	3 (OT)	W
April 21	Providence	3	@	W-B/Scranton	4 (OT)	W
April 23	W-B/Scranton	5	@	Providence	4 (2OT)	W

**Atlantic Division Final vs. Hershey (Hershey wins, 4-3)**

May 4	W-B/Scranton	4	@	Hershey	0	W
May 6	W-B/Scranton	0	@	Hershey	2	L
May 7	Hershey	5	@	W-B/Scranton	2	L
May 9	Hershey	1	@	W-B/Scranton	2	W (OT)
May 11	W-B/Scranton	3	@	Hershey	5	L
May 13	Hershey	2	@	W-B/Scranton	6	W
May 15	W-B/Scranton	2	@	Hershey	3	L (OT)

**2017 Atlantic Division Semifinals vs. Providence (Providence wins, 3-2)**

April 21	W-B/Scranton	1	@	Providence	2	L
April 23	W-B/Scranton	6	@	Providence	5	W (OT)
April 27	Providence	1	@	W-B/Scranton	2	W
April 28	Providence	4	@	W-B/Scranton	2	L
April 30	Providence	2	@	W-B/Scranton	1	L

**2018 Atlantic Division Semifinals vs. Charlotte (Charlotte leads, 2-0)**

April 20	W-B/Scranton	2	@	Charlotte	3 (OT)	L
April 21	W-B/Scranton	1	@	Charlotte	4	L
April 26	Charlotte	7	@	W-B/Scranton	3	L

## VS. OPPONENTS POSTSEASON RECORD

OPPONENT	SERIES	W	L	GP	W	L	GF	GA	OT	LAST SERIES
Hershey	7	3	4	37	18	19	106	101	7-5	2016 ADF – Lost, 4-3
Philadelphia	4	3	1	22	13	9	68	67	2-2	2006 EDS – Won 4-3
Providence	4	3	1	22	13	9	68	61	6-2	2017 ADSF – Lost, 3-2
Bridgeport	3	3	0	19	12	7	58	49	6-4	2009 EDS – Won 4-1
Binghamton	3	3	0	13	10	3	37	29	4-1	2014 ECQ – Won 3-1
Syracuse	3	2	1	13	7	6	41	34	1-1	2015 ECQF – Won 3-0
Norfolk	2	2	0	12	8	4	37	27	1-0	2011 EDS – Won 4-2
St. John's	2	0	2	13	5	8	25	34	1-2	2014 ECF – Lost 4-2
Albany	1	0	1	4	0	4	9	16	-	2010 EDS – Lost 4-0
Charlotte	2	0	2	9	2	7	16	24	0-1	2018 ADSF – Lost 3-0
Chicago	1	0	1	6	2	4	17	23	-	2008 CCF – Lost 4-2
Grand Rapids	1	0	1	4	1	3	10	10	-	2003 WCQ – Lost 3-1
Hartford	1	1	0	7	4	3	19	19	2-1	2004 ECF – Won 4-3
Manchester	1	0	1	5	1	4	10	17	0-1	2015 ECSF – Lost 4-1
Milwaukee	1	0	1	4	0	4	8	19	0-2	2004 CCF – Lost 4-0
Portland	1	1	0	7	4	3	18	18	1-0	2008 ECF – Won 4-3
Saint John	1	0	1	6	2	4	17	20	-	2001 CCF – Lost 4-2
Utah	1	1	0	2	2	0	7	3	-	2003 WCM – Won 2-0
<b>TOTALS</b>	<b>39</b>	<b>22</b>	<b>17</b>	<b>205</b>	<b>104</b>	<b>101</b>	<b>571</b>	<b>571</b>	<b>31-23</b>	

## HOME/ROAD VS. OPPONENTS POSTSEASON RECORD

OPPONENT	HOME						ROAD					
	GP	W	L	GF	GA	OT	GP	W	L	GF	GA	OT
Albany	2	0	2	4	7	-	2	0	2	5	9	-
Binghamton	6	6	0	18	8	2-0	7	4	3	19	21	2-1
Bridgeport	9	4	5	28	25	1-2	10	8	2	30	24	5-2
Charlotte	4	1	3	11	14	-	5	1	4	5	10	0-2
Chicago	3	2	1	9	9	-	3	0	3	8	14	
Grand Rapids	2	1	1	8	5	-	2	0	2	2	5	-
Hartford	3	1	2	6	8	0-1	4	3	1	13	11	2-0
Hershey	18	14	4	64	40	5-0	19	4	15	42	61	2-5
Manchester	3	1	2	5	8	-	2	0	2	5	9	0-1
Milwaukee	2	0	2	3	9	0-1	2	0	2	5	10	0-1
Norfolk	6	3	3	17	16	-	6	5	1	20	11	1-0
Philadelphia	11	8	3	34	25	1-1	11	5	6	34	42	1-1
Portland	4	3	1	11	8	1-0	3	1	2	7	10	-
Providence	12	7	5	32	28	2-1	10	6	4	36	33	4-1
Saint John	3	1	2	10	12	-	3	1	2	7	8	-
St. John's	6	2	4	11	16	1-2	7	4	4	19	20	-
Syracuse	7	4	3	23	13	0-1	6	2	3	13	19	1-0
Utah	2	2	0	7	3	-	-	-	-	-	-	-
<b>TOTALS</b>	<b>103</b>	<b>60</b>	<b>43</b>	<b>301</b>	<b>254</b>	<b>13-9</b>	<b>102</b>	<b>44</b>	<b>58</b>	<b>270</b>	<b>317</b>	<b>18-14</b>



## COACHES PLAYOFF RECORDS

COACH	No. of Series	Series Record	Total Games	Games Record	Win%
Todd Richards	6	4-2	34	19-15	.559
Glenn Patrick	6	4-2	27	16-11	.593
Michel Therrien	6	4-2	35	17-18	.486
Joe Mullen	2	1-1	11	4-7	.364
Todd Reirden	3	1-2	16	7-9	.437
John Hynes	12	7-5	64	33-31	.515
Clark Donatelli	4	1-3	18	8-10	.444
<b>TOTALS</b>	<b>39</b>	<b>22-17</b>	<b>205</b>	<b>104-101</b>	<b>.507</b>

## RECORDS BY GAME

	OVERALL	HOME	ROAD	ROUND 1	ROUND 2	ROUND 3	FINAL
Game One	17-22	8-8	9-14	7-10	3-10	5-0	1-2
Game Two	16-23	12-5	4-18	9-8	5-8	1-4	0-3
Game Three	21-16	11-12	10-5	13-4	7-6	1-4	0-3
Game Four	16-18	9-10	7-8	5-8	6-7	3-2	2-1
Game Five	17-11	10-5	7-6	8-2	6-6	2-2	1-1
Game Six	11-7	7-3	4-4	5-0	5-3	1-2	0-2
Game Seven	6-3	3-0	3-3	2-0	2-3	2-0	0-0
<b>TOTALS</b>	<b>104-101</b>	<b>60-43</b>	<b>44-58</b>	<b>49-32</b>	<b>33-43</b>	<b>15-14</b>	<b>4-12</b>

Clinching Games	22-14	15-4	7-10	13-6	7-9	3-1	0-0
Elimination Games	24-16	16-6	8-10	8-5	10-8	4-2	2-3

## RECORDS BY SERIES

	SERIES PLAYED	W-L		SERIES PLAYED	W-L
Record in Two-Game Series	1	1-0	Best-of-Three Series	1	1-0
Record in Three-Game Series	4	3-1	Best-of-Five Series	9	6-3
Record in Four-Game Series	6	2-4	Best-of-Seven Series	29	16-13
Record in Five-Game Series	10	5-5			
Record in Six-Game Series	9	5-4			
Record in Seven-Game Series	9	6-3			

## MISCELLANEOUS TEAM RECORDS

Years in the Playoffs	<b>17</b>	2001, 2003-2018
Consecutive Years in the Playoffs	<b>16</b>	2003-2018
Most Consecutive Wins	<b>6</b>	May 1, 2001 – May 17, 2001
Most Consecutive Home Wins	<b>5</b>	April 18, 2004 – May 18, 2004
Most Consecutive Road Wins	<b>4</b>	May 1, 2001 – May 17, 2001
Most Overtime Games in One Playoffs	<b>11</b>	2004
Longest Game	<b>112:26</b>	April 25, 2005 vs. Binghamton (WBS win)

# PLAYOFF OVERTIME GAMES

Penguins' Record: 31-23

Date	Player	Time	Opponent	Game#	Score	Winner
4/11/01	Chris Nielsen	66:52	SYRACUSE	1	1-2	Syracuse
<b>4/14/01</b>	<b>Alexandre Mathieu</b>	<b>77:03</b>	<b>at Syracuse</b>	<b>3</b>	<b>5-4</b>	<b>WBS</b>
4/28/01	Michel Picard	68:58	PHILADELPHIA	5	2-3	Philadelphia^
<b>5/1/01</b>	<b>Milan Kraft</b>	<b>72:49</b>	<b>at Philadelphia</b>	<b>6</b>	<b>3-2</b>	<b>WBS*</b>
<b>5/5/01</b>	<b>Billy Tibbetts</b>	<b>64:04</b>	<b>HERSHEY</b>	<b>1</b>	<b>2-1</b>	<b>WBS</b>
<b>5/7/01</b>	<b>Alexandre Mathieu</b>	<b>95:43</b>	<b>HERSHEY</b>	<b>2</b>	<b>2-1</b>	<b>WBS</b>
<b>5/9/01</b>	<b>Michal Rozsival</b>	<b>65:02</b>	<b>at Hershey</b>	<b>3</b>	<b>5-4</b>	<b>WBS</b>
4/15/04	Derek Bekar	71:11	at Bridgeport	1	4-5	Bridgeport
4/17/04	Brandon Smith	61:27	at Bridgeport	2	4-5	Bridgeport
<b>4/18/04</b>	<b>Éric Meloche</b>	<b>63:08</b>	<b>BRIDGEPORT</b>	<b>3</b>	<b>3-2</b>	<b>WBS</b>
<b>4/22/04</b>	<b>Tomáš Surový</b>	<b>74:33</b>	<b>at Bridgeport</b>	<b>5</b>	<b>2-1</b>	<b>WBS^</b>
<b>4/25/04</b>	<b>Konstantin Koltsov</b>	<b>71:44</b>	<b>at Bridgeport</b>	<b>7</b>	<b>3-2</b>	<b>WBS*^</b>
5/7/04	Jeff Carter	65:20	at Philadelphia	2	2-3	Philadelphia
5/20/04	Bryce Lampman	65:16	HARTFORD	2	2-3	Hartford
<b>5/25/04</b>	<b>Shane Endicott</b>	<b>60:32</b>	<b>at Hartford</b>	<b>5</b>	<b>4-3</b>	<b>WBS</b>
<b>5/29/04</b>	<b>Matt Murley</b>	<b>73:21</b>	<b>at Hartford</b>	<b>7</b>	<b>2-1</b>	<b>WBS*^</b>
6/1/04	Mathieu Darche	73:01	at Milwaukee	1	1-2	Milwaukee
6/4/04	Darren Haydar	68:54	MILWAUKEE	3	1-2	Milwaukee
<b>4/25/05</b>	<b>Colby Armstrong</b>	<b>112:26</b>	<b>BINGHAMTON</b>	<b>3</b>	<b>3-2</b>	<b>WBS</b>
<b>4/23/06</b>	<b>Matt Hussey</b>	<b>61:12</b>	<b>at Bridgeport</b>	<b>3</b>	<b>3-2</b>	<b>WBS</b>
4/26/06	Masi Marjamäki	62:11	BRIDGEPORT	5	3-2	Bridgeport
<b>4/28/06</b>	<b>Ryan Stone</b>	<b>73:39</b>	<b>at Bridgeport</b>	<b>6</b>	<b>3-2</b>	<b>WBS^</b>
<b>4/21/07</b>	<b>Jonathan Filewich</b>	<b>67:03</b>	<b>NORFOLK</b>	<b>3</b>	<b>3-2</b>	<b>WBS</b>
5/4/07	Alexandre Giroux	85:57	at Hershey	2	4-3	Hershey
<b>5/9/07</b>	<b>Kurtis McLean</b>	<b>60:35</b>	<b>HERSHEY</b>	<b>4</b>	<b>3-2</b>	<b>WBS^</b>
5/11/07	Alexandre Giroux	64:58	at Hershey	5	7-6	Hershey*
<b>4/16/08</b>	<b>Chris Minard</b>	<b>64:52</b>	<b>at Hershey</b>	<b>1</b>	<b>2-1</b>	<b>WBS</b>
4/23/08	Alexandre Giroux	60:20	at Hershey	4	3-2	Hershey^
<b>5/3/08</b>	<b>Chris Minard</b>	<b>62:07</b>	<b>PHILADELPHIA</b>	<b>2</b>	<b>5-4</b>	<b>WBS</b>
<b>5/23/08</b>	<b>Connor James</b>	<b>60:20</b>	<b>PORTLAND</b>	<b>6</b>	<b>4-3</b>	<b>WBS^</b>
<b>4/18/09</b>	<b>Chris Minard</b>	<b>64:54</b>	<b>at Bridgeport</b>	<b>2</b>	<b>5-4</b>	<b>WBS</b>
4/19/09	Sean Bentivoglio	69:48	BRIDGEPORT	3	5-4	Bridgeport
<b>5/6/09</b>	<b>Mark Letestu</b>	<b>64:48</b>	<b>HERSHEY</b>	<b>3</b>	<b>3-2</b>	<b>WBS</b>
5/2/11	Brent Sutter	65:40	CHARLOTTE	3	2-1	Charlotte
4/25/12	Ryan Potulny	62:57	at Hershey	3	4-3	Hershey
5/5/12	Brock Trotter	70:02	ST. JOHN'S	3	2-1	St. John's
5/6/12	Ben Maxwell	60:27	ST. JOHN'S	4	3-2	St. John's
<b>5/8/12</b>	<b>Simon Després</b>	<b>92:08</b>	<b>ST. JOHN'S</b>	<b>5</b>	<b>3-2</b>	<b>WBS^</b>
<b>4/27/13</b>	<b>Chad Kolarik</b>	<b>68:18</b>	<b>at Binghamton</b>	<b>1</b>	<b>3-2</b>	<b>WBS</b>
5/15/13	Carter Camper	60:31	PROVIDENCE	3	2-1	Providence
<b>5/20/13</b>	<b>Trevor Smith</b>	<b>63:26</b>	<b>at Providence</b>	<b>6</b>	<b>2-1</b>	<b>WBS^</b>
<b>4/25/14</b>	<b>Anton Zlobin</b>	<b>68:40</b>	<b>at Binghamton</b>	<b>1</b>	<b>3-2</b>	<b>WBS</b>
4/26/14	Stéphane Da Costa	71:07	at Binghamton	2	4-3	Binghamton
<b>4/30/14</b>	<b>Chuck Kobasew</b>	<b>67:32</b>	<b>BINGHAMTON</b>	<b>3</b>	<b>3-2</b>	<b>WBS</b>
<b>5/14/14</b>	<b>Simon Després</b>	<b>86:32</b>	<b>at Providence</b>	<b>3</b>	<b>5-4</b>	<b>WBS</b>

\* = Clinched Series

^ = Staved off Elimination

*continued on next page...*

Overtime Games continued...

Date	Player	Time	Opponent	Game#	Score	Winner
5/16/14	Cory Kane	66:31	at Providence	4	3-2	Providence
5/6/15	Zach O'Brien	104:13	at Manchester	1	4-3	Manchester
4/20/16	Carter Rowney	61:09	PROVIDENCE	1	3-2	WBS
4/21/16	Daniel Sprong	65:13	PROVIDENCE	2	4-3	WBS
4/23/16	Jake Guentzel	93:52	at Providence	3	5-4	WBS*
5/9/16	Kael Mouillierat	62:31	HERSHEY	4	2-1	WBS
5/15/16	Travis Boyd	70:57	at Hershey	7	3-2	Hershey*^
4/23/17	Derrick Pouliot	67:49	at Providence	2	6-5	WBS
4/20/18	Lucas Wallmark	63:18	at Charlotte	1	3-2	Charlotte

\* = Clinched Series

^ = Staved off Elimination



## SHUTOUTS

### For W-B/Scranton (13)

Date	Goaltender	Score	Opponent	Saves
4/25/01	Rich Parent	3-0	PHILADELPHIA	25
4/23/04	Andy Chiodo	5-0	BRIDGEPORT	23
5/8/04	Andy Chiodo	3-0	PHILADELPHIA	18
5/10/04	Andy Chiodo	2-0	PHILADELPHIA	32
4/27/05	Andy Chiodo	2-0	BINGHAMTON	23
4/25/06	Dany Sabourin	1-0	at Bridgeport	33
5/14/08	John Curry	2-0	PORTLAND	19
4/30/12	Brad Thiessen	3-0	CHARLOTTE	34
5/6/12	Brad Thiessen	1-0	at Charlotte	23
5/18/13	Brad Thiessen	4-0	PROVIDENCE	30
5/22/13	Brad Thiessen	5-0	PROVIDENCE	34
4/25/15	Matt Murray	4-0	SYRACUSE	27
5/4/16	Casey DeSmith	4-0	at Hershey	33

### For Opponents (13)

Date	Goaltender	Score	Opponent	Saves
5/28/01	Mathieu Brochu	1-0	SAINT JOHN	18
5/6/06	Frédéric Cassivi	5-0	HERSHEY	19
5/9/06	Frédéric Cassivi	1-0	at Hershey	27
5/5/07	Frédéric Cassivi	2-0	HERSHEY	19
5/10/09	Michal Neuvirth	3-0	at Hershey	30
5/12/09	Michal Neuvirth	3-0	at Hershey	24
4/16/11	Dustin Tokarski	2-0	NORFOLK	27
5/4/11	Mike Murphy	1-0	at Charlotte	44
5/29/13	Cédric Desjardins	2-0	SYRACUSE	22
5/9/14	Niklas Svedberg	4-0	PROVIDENCE	20
5/28/14	Michael Hutchinson	5-0	ST. JOHN'S	30
6/3/14	Michael Hutchinson	5-0	ST. JOHN'S	34
5/6/16	Justin Peters	2-0	at Hershey	27

## HAT TRICKS

### For W-B/Scranton (2)

Date	Player	Opponent	Goaltender(s)
4/14/10	Nick Johnson	at Albany	Justin Peters
4/23/11	Steve Wagner	NORFOLK	Dustin Tokarski

### For Opponents (4)

Date	Player	Opponent	Goaltender(s)
4/27/01	Mark Greig	PHILADELPHIA	Rich Parent
5/11/07	Scott Barney	HERSHEY	Nolan Schaefer
6/10/08	Jason Krog	CHICAGO	John Curry
5/11/15	Jordan Weal	MANCHESTER	Matt Murray Jeff Zatkoff

## PENALTY SHOTS

### For W-B/Scranton (7)

Date	Player	Opponent	Goaltender	Result
4/19/08	Nathan Smith	HERSHEY	Frédéric Cassivi	Save
4/16/10	Dustin Jeffrey	at Albany	Justin Peters	Save
4/23/11	Joe Vitale	NORFOLK	Dustin Tokarski	Save
4/21/12	Ben Street	HERSHEY	Dany Sabourin	GOAL
5/10/13	Chad Kolarik	at Providence	Niklas Svedberg	GOAL
5/2/14	Bryan Rust	BINGHAMTON	Andrew Hammond	Save
5/4/16	Jake Guentzel	at Hershey	Justin Peters	Save

### For Opponent (6)

Date	Player	Opponent	Goaltender	Result
4/13/01	Brad Moran	SYRACUSE	Rich Parent	Goal
5/29/08	Steve Martins	at Chicago	John Curry	SAVE
5/2/09	Oskar Osala	at Hershey	John Curry	SAVE
5/1/12	Jason King	at St. John's	Brad Thiessen	SAVE
5/16/14	Nick Johnson	at Providence	Peter Mannino	SAVE
5/4/16	Nathan Walker	at Hershey	Casey DeSmith	SAVE

# MISCELLANEOUS INDIVIDUAL RECORDS

## Most Points in a Game

Player	G	A	Pts	Date	Opponent
T1. Chris Kelleher	1	4	5	4/13/01	Syracuse
T1. Micki DuPont	1	4	5	4/27/07	at Norfolk
T1. Tom Kostopoulos	1	4	5	5/13/16	Hershey
T2. Tomáš Surový	2	2	4	4/17/04	at Bridgeport
T2. Tomáš Surový	2	2	4	5/13/05	Philadelphia
T2. Tim Brent	2	2	4	4/25/08	Hershey
T2. Ryan Stone	2	2	4	5/7/08	at Philadelphia
T2. Jean-Michel Daoust	2	2	4	4/19/09	Bridgeport
T2. Jake Guentzel	2	2	4	4/23/16	at Providence
T2. David Warsofsky	2	2	4	4/23/17	at Providence
T2. Michal Rozsival	1	3	4	5/9/01	at Hershey
T2. Janne Pesonen	1	3	4	5/8/09	Hershey
T2. Kevin Porter	0	4	4	4/23/17	at Providence

## Most Saves in a Game

Player	Shots	Saves	Date	Opponent
1. Casey DeSmith	63	59	4/23/16	at Providence
2. Matt Murray	56	53	5/6/16	at Manchester
3. Nolan Schaefer	54	50	5/4/07	at Hershey
4. Brad Thiessen	47	46	5/20/13	at Providence
5. Andy Chiodo	44	42	4/25/05	Binghamton
6. Adam Berkhoel	43	40	5/10/09	at Hershey
T7. Adam Berkhoel	40	39	5/9/09	Hershey
T7. Rich Parent	40	39	5/12/09	at Hershey
T7. Rich Parent	43	39	5/9/01	at Hershey
T10. Rich Parent (x2)		38	2001	Saint John

## Most Points in a Series

Player	G	A	Pts	Year / Round	Opponent
1. Tim Brent	5	6	11	2008 / EDSF	Hershey
T2. Milan Kraft	6	3	9	2001 / WCQF	Syracuse
T2. Micki DuPont	4	5	9	2007 / EDSF	Norfolk
T2. Tom Kostopoulos	4	5	9	2016 / ADF	Hershey
T2. Robert Nilsson	2	7	9	2007 / EDSF	Norfolk
T6. Jonathan Filewich	5	3	8	2006 / EDSF	Bridgeport
T6. Nick Johnson	4	4	8	2009 / EDF	Hershey
T6. Michal Rozsival	2	6	8	2001 / WCQF	Syracuse
T6. Alex Goligoski	2	6	8	2008 / EDSF	Hershey
T6. Alex Goligoski	1	7	8	2008 / Final	Chicago
T6. Jason Williams	1	7	8	2012 / ECQF	Hershey

## Most Saves in a Series

Player	Shots	Saves	Year / Round	Opponent
1. Rich Parent	219	199	2001 / Final	Saint John
T2. Brad Thiessen	181	177	2013 / ECSF	Providence
T2. Adam Berkhoel	189	177	2009 / EDF	Hershey
T2. Brad Thiessen	193	177	2012 / ECSF	St. John's
5. Peter Mannino	196	175	2014 / ECSF	Providence
6. Nolan Schaefer	179	165	2007 / EDSF	Norfolk
T7. Brad Thiessen	168	158	2011 / EDSF	Norfolk
T7. John Curry	175	158	2008 / ECF	Portland
9. John Curry	179	157	2008 / Final	Chicago
10. Brad Thiessen	164	154	2011 / EDF	Charlotte

## Youngest to Score a Goal

Player	Years	M	D	Date	Opponent
1. Kasperii Kapanen	18	9	1	4/24/15	Syracuse
2. Daniel Sprong	19	1	4	4/21/16	Providence
3. Luca Caputi	19	6	24	4/25/08	Hershey

## Most Saves in a Period

Player	Shots	Saves	Period	Date	Opponent
T1. Brad Thiessen	20	20	1	5/1/12	at St. John's
T1. Casey DeSmith	21	20	2	4/28/17	Providence
T2. Rich Parent	18	17	2	5/12/01	Hershey
T2. Casey DeSmith	20	17	3	4/23/16	at Providence

## Fastest Goal Scored

Player	Time	Date	Opponent
1. Darcy Verot	0:19	5/17/01	at Saint John
2. Joseph Cramarossa	0:22	4/21/18	at Charlotte
3. Dustin Jeffrey	0:30	4/18/09	at Bridgeport

## Fastest Goal Against

Player	Time	Date	Opponent
1. Nick Shore	0:18	5/6/15	at Manchester
2. Mike Freer	0:19	4/27/01	at Philadelphia
3. Jordan Weal	0:42	5/11/15	Manchester

## Latest Non-EN Goal Scored in Regulation

Player	Time	Date	Opponent
1. Matt Carkner	59:56	5/2/07	at Hershey
2. Dennis Bonvie	59:45	4/25/08	Hershey
3. Zach Sill	59:44	5/31/14	St. John's

## Latest Non-EN Goal Against in Regulation

Player	Time	Date	Opponent
1. Ryan Spooner	59:59	5/16/14	at Providence
2. Mark Borowiecki	59:58	5/2/13	at Binghamton
3. Jeff Paul	59:54	5/23/04	at Hartford

# ALL-TIME PLAYOFF LEADERS

## GAMES PLAYED

1. Tom Kostopoulos	94
2. Alain Nassredine	57
3. Tim Wallace	55
T-4. Shane Endicott	51
T-4. Joey Mormina	51

## PIM

1. Dennis Bonvie	88
2. Alain Nassredine	82
3. Brooks Orpik	77
4. Ross Lupashuk	75
5. Joey Mormina	74

## WINS

T-1. John Curry	18
T-1. Brad Thiessen	18
3. Andy Chiodo	14
4. Rich Parent	13
5. Casey DeSmith	7

## GOALS

1. Tom Kostopoulos	23
2. Chris Minard	17
3. Éric Meloche	16
T-4. Kris Beech	14
T-4. Milan Kraft	14

## PP GOALS

1. Éric Meloche	10
2. Kris Beech	9
3. Chris Minard	8
4. Tim Brent	7

## GAA

1. Brad Thiessen	1.81
2. Jean-Sébastien Aubin	2.02
3. Adam Berkhoel	2.12
4. Dany Sabourin	2.15
5. Andy Chiodo	2.28

## ASSISTS

1. Tom Kostopoulos	44
2. Alex Goligoski	29
3. Chris Kelleher	23
4. Ryan Stone	22
5. Ryan Whitney	20

## SH GOALS

1. Milan Kraft	2
2. seven tied with	1

## GW GOALS

1. Toby Peterson	4
Chris Minard	4
3. six tied with	3

## SHUTOUTS

T-1. Andy Chiodo	4
T-1. Brad Thiessen	4
3. five tied with	1

## SV%

1. Brad Thiessen	.946
2. Adam Berkhoel	.937
3. Jean Sébastien-Aubin	.930
4. Dany Sabourin	.927
5. Matt Murray	.923





## ALL-TIME PLAYOFF POINTS

Player	GP	G	A	PTS
1. Tom Kostopoulos	94	23	44	67
2. Alex Goligoski	32	5	29	34
3. Ryan Stone	44	11	22	33
4. Éric Meloche	50	16	16	32
5. Chris Kelleher	43	7	23	30
6. Tomáš Surový	41	10	19	29
7. Toby Petersen	48	10	19	29
8. Kris Beech	38	14	13	27
9. Tim Brent	23	12	15	27
10. Chris Minard	35	17	9	26
11. Kurtis McLean	40	8	18	26
12. Milan Kraft	20	14	11	25
13. Ryan Whitney	42	4	20	24
14. Connor James	42	12	11	23
15. Conor Sheary	23	11	12	23
16. Konstantin Koltsov	30	8	15	23
17. Brian Dumoulin	38	5	18	23
18. Shane Endicott	51	11	11	22
19. Michal Rozsival	21	3	19	22
20. Jonathan Filewich	35	11	8	19
21. Matt Murley	41	10	8	18
22. Nathan Smith	22	7	11	18
23. Micki DuPont	17	8	9	17
24. Michel Ouellet	33	4	13	17
25. Tim Wallace	54	4	13	17

## SINGLE PLAYOFF POINTS

Player	GP	G	A	PTS	Year
1. Alex Goligoski	23	4	24	28	2008
2. Tim Brent	23	12	15	27	2008
3. Chris Kelleher	21	7	18	25	2001
4. Tom Kostopoulos	24	7	16	23	2004
5. Michal Rozsival	21	3	19	22	2001
6. Milan Kraft	14	12	7	19	2001
7. Kurtis McLean	23	4	15	19	2008
8. Nathan Smith	22	7	11	18	2008
9. Chris Minard	23	11	6	17	2008
10. Ryan Stone	23	5	12	17	2008
11. Konstantin Koltsov	24	6	11	17	2004
12. Éric Meloche	21	6	10	16	2001
13. Tomáš Surový	24	6	10	16	2004
14. Robert Nilsson	11	3	12	15	2007
15. Kris Beech	22	9	6	15	2004
16. Éric Meloche	23	9	6	15	2004
17. Jake Guentzel	10	5	9	14	2016
18. Micki DuPont	11	5	9	14	2007
19. Chuck Kobasew	14	8	6	14	2014
20. Colin McDonald	12	6	7	13	2012
21. Jason Williams	12	3	10	13	2012
22. Toby Petersen	21	7	6	13	2001
23. Connor James	22	8	5	13	2008
24. Matt Murley	23	7	6	13	2004
25. Mark Ardelan	23	6	7	13	2008

# HISTORY OF THE PENGUINS / BEARS RIVALRY





# THE GREATEST RIVALRY IN THE AHL



Hockey is a game predicated on its iconic rivalries. The Montréal Canadiens and Toronto Maple Leafs always get national television treatment in Canada when they face-off. The Rangers and Islanders constantly battle for Big Apple supremacy. The Pittsburgh Penguins and Philadelphia Flyers have torn each other limb from limb on multiple occasions. And fans of the Detroit Red Wings and Colorado Avalanche love to retell their varying accounts of “The Blood Feud” in the late 90’s.

Major league markets aren't the only ones privy to heated head-to-heads. The tradition of great rivalries persists in the AHL, with one of the league's premier matchups featuring the **Wilkes-Barre/Scranton Penguins** and **Hershey Bears**.

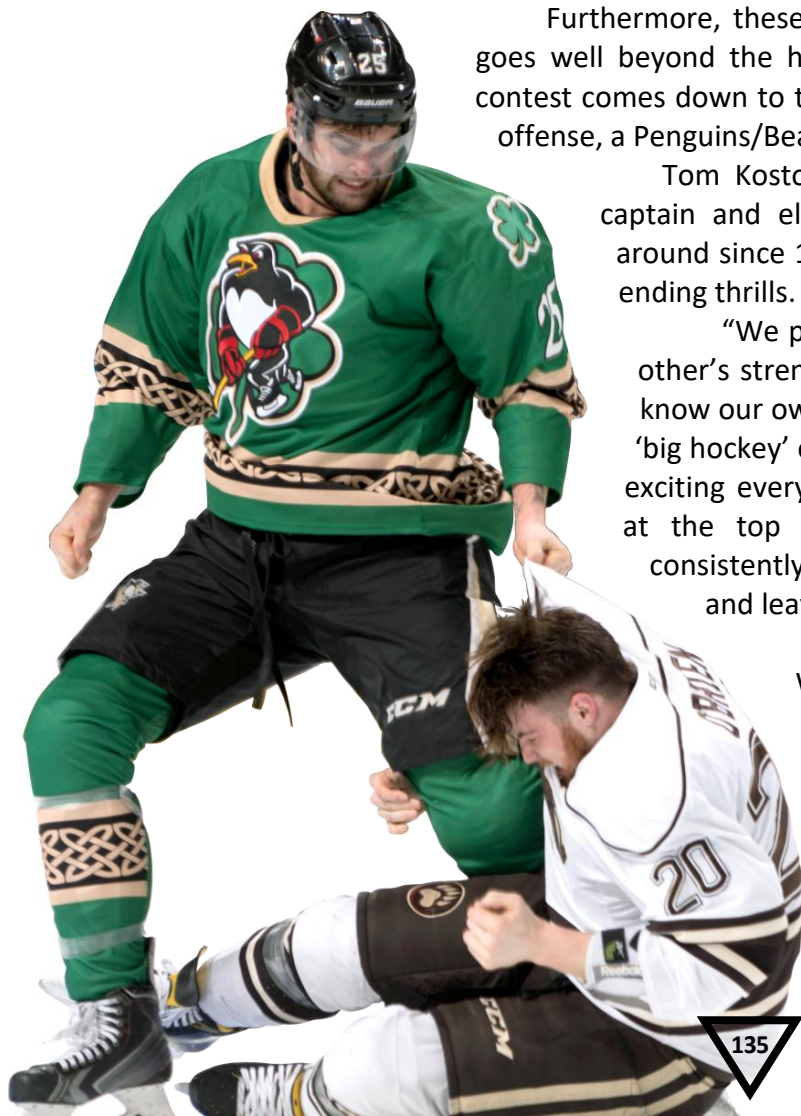
Players on both sides of the rivalry have spoken to the intensity that their games against one another breed. History and proximity are the two things everyone brings up when talking about the Penguins/Bears rivalry. Located less than 100 miles apart, Hershey and Wilkes-Barre/Scranton always find themselves on each other’s schedule many times a year, season after season. As for history, 19 years of frequent head-to-head hockey has spawned some iconic moments. Triumph for one squad, heartbreak for the other. Both the players and fans on the Penguins or Bears side of the ledger have felt that range of emotions many times.

Furthermore, these meetings are consistently exciting, too. It goes well beyond the heavy hits and fisticuffs, too. Whether the contest comes down to the wire or becomes a high-flying display of offense, a Penguins/Bears match-up rarely fails to entertain.

Tom Kostopoulos, Wilkes-Barre/Scranton’s long-time captain and elder statesman of the rivalry who’s been around since 1999, offered his explanation for the never-ending thrills.

“We play each other so much that we know each other’s strengths and weaknesses almost as well as we know our own team,” Kostopoulos said. “So it turns into ‘big hockey’ every time. It’s always a close game, and it’s exciting every time. Both teams are always competitive at the top of the standings, too. Both teams are consistently good, and both teams want to be the best and leave no doubt about it.”

The following pages of the Wilkes-Barre/Scranton Penguins Media Guide chronicle the history of this storied rivalry. Included are season-by-season results, all-time individual statistics and more...



# PENGUINS/BEARS RIVALRY

## ALL-TIME TABLE

## SEASON RESULTS

Regular Season Games Played: 208

Wilkes-Barre/Scranton Penguins		Hershey Bears	
Total Wins: <b>108</b>	Total Losses: <b>96</b>	Total Wins: <b>96</b>	Total Losses: <b>108</b>
Home Wins: <b>60</b>	Home Losses: <b>43</b>	Home Wins: <b>53</b>	Home Losses: <b>48</b>
Away Wins: <b>48</b>	Away Losses: <b>53</b>	Away Wins: <b>43</b>	Away Losses: <b>60</b>
Total Ties: <b>4</b>			
Total Shutouts: <b>9</b>	Total Hat Tricks: <b>8</b>	Total Shutouts: <b>18</b>	Total Hat Tricks: <b>5</b>
Home Shutouts: <b>5</b>	Home Hat Tricks: <b>6</b>	Home Shutouts: <b>7</b>	Home Hat Tricks: <b>2</b>
Away Shutouts: <b>4</b>	Away Hat Tricks: <b>2</b>	Away Shutouts: <b>11</b>	Away Hat Tricks: <b>3</b>

### 1999-2000

WBS: 3-7-0-0  
 - Home: 2-2-0-0  
 - Away: 1-4-0-0

HER: 7-2-1-0  
 - Home: 4-1-1-0  
 - Away: 3-1-0-0

Top Scorer: Serge Aubin (HER)  
 9G+7A = 16PTS

### 2000-2001

WBS: 7-3-0-0  
 - Home: 4-1-0-0  
 - Away: 3-2-0-0

HER: 3-5-2-0  
 - Home: 2-2-1-0  
 - Away: 1-3-1-0

Top Scorer: Tom Kostopoulos (WBS)  
 1G+9A = 10PTS



### 2001-2002

WBS: 4-4-2-2  
 - Home: 2-1-2-1  
 - Away: 2-3-0-1

HER: 6-3-1-2  
 - Home: 3-2-0-1  
 - Away: 3-1-1-1

Top Scorer: Mikhail Kuleshov (HER)  
 4G+5A = 9PTS

### 2002-2003

WBS: 4-4-1-1  
 - Home: 2-2-1-0  
 - Away: 2-2-0-1

HER: 5-4-0-1  
 - Home: 2-2-0-1  
 - Away: 3-2-0-0

Top Scorer: Brian Willsie (HER)  
 5G+7A = 12PTS

### 2003-2004

WBS: 5-2-2-1  
 - Home: 3-1-1-0  
 - Away: 2-1-1-1

HER: 4-4-1-1  
 - Home: 2-1-1-1  
 - Away: 2-3-0-0

Top Scorer: Éric Perrin (HER)  
 4G+14A = 18PTS

### 2004-2005

WBS: 4-6-0-0  
 - Home: 2-3-0-0  
 - Away: 2-3-0-0

HER: 6-4-0-0  
 - Home: 3-2-0-0  
 - Away: 3-2-0-0

Top Scorer: Martin Hlinka (HER)  
 2G+9A = 11PTS

### 2005-2006

WBS: 6-1-2-1  
 - Home: 4-1-0-0  
 - Away: 2-0-1-1

HER: 4-5-0-1  
 - Home: 3-1-0-1  
 - Away: 1-4-0-0

Top Scorer: Guillaume Lefebvre (WBS)  
 9G+7A = 16PTS

### 2006-2007

WBS: 4-5-0-1  
 - Home: 2-4-0-0  
 - Away: 2-1-0-1

HER: 6-3-0-1  
 - Home: 3-1-0-1  
 - Away: 3-2-0-0

Top Scorer: Tyler Kennedy (WBS)  
 3G+8A = 11PTS

## SEASON RESULTS continued...

### **2007-2008**

WBS: 5-5-0-0  
 - Home: 3-2-0-0  
 - Away: 2-3-0-0

HER: 5-2-2-1  
 - Home: 3-0-1-1  
 - Away: 2-2-1-1

Top Scorer: Chris Bourque (HER)  
 5G+10A = 15PTS

### **2008-2009**

WBS: 7-2-0-1  
 - Home: 3-1-0-1  
 - Away: 4-1-0-0

HER: 3-5-0-2  
 - Home: 1-3-0-1  
 - Away: 2-2-0-1

Top Scorer: Chris Bourque (HER)  
 5G+10A = 15PTS

### **2009-2010**

WBS: 2-9-0-1  
 - Home: 3-1-0-1  
 - Away: 4-1-0-0

HER: 10-2-0-0  
 - Home: 6-0-0-0  
 - Away: 4-2-0-0

Top Scorer: Keith Aucoin (HER)  
 3G+15A = 18PTS

### **2010-2011**

WBS: 8-2-0-0  
 - Home: 3-2-0-0  
 - Away: 5-0-0-0

HER: 2-6-1-1  
 - Home: 0-4-1-0  
 - Away: 2-2-0-1

Top Scorer: Brett Sterling (WBS)  
 3G+5A = 8PTS

### **2011-2012**

WBS: 7-3-0-2  
 - Home: 3-2-0-1  
 - Away: 4-1-0-1

HER: 5-5-1-1  
 - Home: 2-2-1-1  
 - Away: 3-3-0-0

Top Scorer: Ryan Potulny (HER)  
 6G+6A = 12PTS

### **2012-2013**

WBS: 5-6-1-0  
 - Home: 2-3-1-0  
 - Away: 3-3-0-0

HER: 7-3-2-0  
 - Home: 3-1-2-0  
 - Away: 4-2-0-0

Top Scorer: Jeff Taffe (HER)  
 3G+6A = 9PTS

### **2013-2014**

WBS: 6-3-2-1  
 - Home: 5-1-0-0  
 - Away: 1-2-2-1

HER: 6-5-1-0  
 - Home: 5-1-0-0  
 - Away: 1-4-1-0

Top Scorer: Dane Byers (HER)  
 5G+5A = 10PTS

### **2014-2015**

WBS: 6-3-1-2  
 - Home: 5-1-0-0  
 - Away: 1-2-1-2

HER: 6-4-2-0  
 - Home: 5-1-0-0  
 - Away: 1-3-2-0

Top Scorer: Tim Kennedy (HER)  
 1G+10A = 11PTS

### **2015-2016**

WBS: 6-5-0-1  
 - Home: 4-2-0-0  
 - Away: 2-3-0-1

HER: 6-5-1-0  
 - Home: 4-1-1-0  
 - Away: 2-4-0-0

Top Scorer: Carter Rowney (WBS)  
 6G+6A = 12PTS

### **2016-2017**

WBS: 8-4-0-0  
 - Home: 4-2-0-0  
 - Away: 4-2-0-0

HER: 4-4-4-0  
 - Home: 2-1-3-0  
 - Away: 2-3-1-0

Top Scorer: Oskar Sundqvist (WBS)  
 4G+7A = 11PTS

### **2017-2018**

WBS: 10-0-1-1  
 - Home: 5-0-0-1  
 - Away: 5-0-1-0

HER: 2-9-1-0  
 - Home: 1-4-1-0  
 - Away: 1-5-0-0

Top Scorer: Daniel Sprong  
 6G+10A = 16PTS



# SINGLE-GAME RIVALRY RECORDS

## MOST COMBINED GOALS

Total	PENGUINS	BEARS	Date	Location
14	6	8	Jan. 29, 2010	at W-B/Scranton
12	4	8	Oct. 8, 2008	at W-B/Scranton
	8	4	Jan. 6, 2007	at W-B/Scranton
11	6	5	Jan. 8, 2017	at Hershey
	6	5	Mar. 19, 2016	at W-B/Scranton
	6	5	Feb. 25, 2014	at W-B/Scranton
	6	5	Dec. 28, 2011	at Hershey
	4	7	Oct. 7, 2006	at W-B/Scranton

## GREATEST MARGIN OF VICTORY

Total	PENGUINS	BEARS	Date	Location
+7	7	0	Nov. 13, 2015	at W-B/Scranton
	8	1	Dec. 26, 2005	at W-B/Scranton
+6	0	6	Dec. 27, 2011	at W-B/Scranton
	7	1	Feb. 13, 2011	at W-B/Scranton
	8	2	Feb. 4, 2005	at W-B/Scranton
	7	1	Feb. 19, 2005	at Hershey
+5	0	5	Dec. 26, 2015	at Hershey
	0	5	Nov. 29, 2009	at Hershey
	2	7	Jan. 16, 2010	at Hershey
	5	0	Feb. 13, 2010	at W-B/Scranton
	1	6	Apr. 13, 2007	at W-B/Scranton
	7	2	Mar. 24, 2006	at W-B/Scranton
	0	5	Mar. 21, 2004	at Hershey
	1	6	Dec. 22, 1999	at W-B/Scranton

## MOST COMBINED PIMs

Total	PENGUINS	BEARS	Date	Location
223 PIM	117	106	Mar. 21, 2004	at Hershey
167 PIM	82	65	Feb. 24, 2002	at Hershey
110 PIM	69	41	Oct. 25, 2014	at Hershey
109 PIM	52	57	Jan. 6, 2007	at W-B/Scranton
90 PIM	43	47	Dec. 13, 2013	at W-B/Scranton

## SINGLE-GAME RIVALRY RECORDS continued...

### MOST COMBINED FIGHTING MAJORS

Total	PENGUINS	BEARS	Date	Location
<b>16</b>	David Kočí (x2) Ross Lupaschuk Colby Armstrong (x2) Rob Scuderi Patrick Boileau Shane Endicott Guillaume Lefebvre	Agris Saviels Gavin Morgan Jeff Finger Marc Busenburg Dennis Bonvie Cody McCormick Mikhail Kuleshov	Mar. 21, 2004	at Hershey
<b>9</b>	Jason MacDonald John Jakopin Brendan Walsh Steve Parsons	Brent Thompson (x2) Tavis Hansen Rocky Thompson K.C. Timmons	Feb. 24, 2002	at Hershey
<b>8</b>	Dennis Bonvie Wade Brookbank Matt Carkner Wade Skolney	Deryk Engelland Matt Hendricks Tyler Sloan Jamie Hunt	Jan. 6, 2007	at W-B/Scranton
<b>8</b>	Robert Bortuzzo Wade Brookbank Jesse Boulerice Deryk Engelland	Oskar Osala Grant McNeill (x2) Patrick Wellar	Jan. 29, 2010	at W-B/Scranton

### POINTS IN ONE GAME (Wilkes-Barre/Scranton)

Total	Player	Date	Location
<b>5</b>	Tyler Kennedy (2G-3A) John Slaney (1G-4A)	Jan. 6, 2007 Jan. 21, 2000	at W-B/Scranton at W-B/Scranton
<b>4</b>	Kevin Porter (1G-3A) Oskar Sundqvist (4G-0A) Conor Sheary (1G-3A) Ben Street (0G-4A) Mark Letestu (3G-1A) Janne Pesonen (1G-3A) Kyle Brodziak (3G-1A) Éric Meloche (1G-3A) Éric Meloche (3G-1A) Michal Rozsival (1G-3A) Martin Sonnenberg (2G-2A) Tom Kostopoulos (0G-4A)	Feb. 10, 2017 Dec. 10, 2016 Nov. 13, 2015 Nov. 11, 2011 Jan. 29, 2010 Jan. 11, 2009 Jan. 6, 2007 Jan. 22, 2003 Dec. 29, 2001 May 9, 2001 Jan. 21, 2000 Mar. 3, 2000	at W-B/Scranton at W-B/Scranton at W-B/Scranton at Hershey at W-B/Scranton at W-B/Scranton at W-B/Scranton at Hershey at Hershey at Hershey at W-B/Scranton at W-B/Scranton
<b>3</b>	<i>52 instances</i>		

### POINTS IN ONE GAME (Hershey)

Total	Player	Date	Location
<b>5</b>	Keith Aucoin (1G-4A) Graham Mink (3G-2A)	Oct. 8, 2008 Oct. 8, 2008	at W-B/Scranton at W-B/Scranton
<b>4</b>	Chris Bourque (1G-3A) Patrick McNeill (1G-3A) Keith Aucoin (1G-3A) Keith Aucoin (0G-4A) Mathieu Perreault (3G-1A) Éric Perrin (2G-2A) Brian Willsie (2G-2A) Radim Vrbata (1G-3A)	Apr. 10, 2016 Jan. 16, 2010 Jan. 16, 2010 Jan. 29, 2010 Feb. 7, 2010 Dec. 27, 2003 Nov. 20, 2002 Oct. 30, 2001	at W-B/Scranton at Hershey at Hershey at W-B/Scranton at Hershey at Hershey at W-B/Scranton at W-B/Scranton
<b>3</b>	<i>48 instances</i>		

## SINGLE-GAME RIVALRY RECORDS continued...

### HAT TRICKS (Wilkes-Barre/Scranton)

Total	Player	Date	Location
<b>8</b>	Oskar Sundqvist*	Dec. 10, 2016	at W-B/Scranton
	Carter Rowney	Mar. 6, 2016	at W-B/Scranton
	Mark Letestu	Jan. 29, 2010	at W-B/Scranton
	Chris Minard	Oct. 3, 2007	at W-B/Scranton
	Kyle Brodziak	Jan. 6, 2007	at W-B/Scranton
	Michel Ouellet	Dec. 10, 2003	at W-B/Scranton
	Tomas Surovy	Apr. 6, 2002	at Hershey
	Éric Meloche	Dec. 29, 2001	at Hershey

### HAT TRICKS (Hershey)

Total	Player	Date	Location
<b>5</b>	Mathieu Perreault	Feb. 7, 2010	at Hershey
	Graham Mink	Oct. 8, 2008	at W-B/Scranton
	Alexandre Giroux	Nov. 26, 2006	at Hershey
	Jean-François Fortin	Oct. 9, 2005	at Hershey
	Serge Aubin	Dec. 22, 1999	at W-B/Scranton

\* = Four-goal game

### ASSISTS IN ONE GAME (Wilkes-Barre/Scranton)

Total	Player	Date	Location
<b>4</b>	Ben Street	Nov. 11, 2011	at W-B/Scranton
	Tom Kostopoulos	Mar. 3, 2000	at W-B/Scranton
	John Slaney	Jan. 21, 2000	at W-B/Scranton
<b>3</b>	<i>27 instances</i>		

### ASSISTS IN ONE GAME (Hershey)

Total	Player	Date	Location
<b>4</b>	Keith Aucoin	Jan. 29, 2010	at W-B/Scranton
	Keith Aucoin	Oct. 8, 2008	at W-B/Scranton
<b>3</b>	<i>17 instances</i>		

### PIMs IN ONE GAME (Wilkes-Barre/Scranton)

Total	Player	Date	Location
<b>31</b>	Bobby Farnham	Oct. 25, 2014	at Hershey
<b>29</b>	John Jakopin	Feb. 24, 2002	at Hershey
<b>27</b>	Brandon DeFazio	Feb. 12, 2012	at Hershey
	Steve Parsons	Feb. 24, 2002	at Hershey
<b>21</b>	Reid Simpson	Dec. 27, 2003	at Hershey
<b>20</b>	Colby Armstrong	Mar. 21, 2004	at Hershey

### PIMs IN ONE GAME (Hershey)

Total	Player	Date	Location
<b>32</b>	Brent Thompson	Feb. 24, 2002	at Hershey
<b>27</b>	Boyd Kane	Nov. 25, 2011	at W-B/Scranton
<b>25</b>	Dane Byers	Nov. 1, 2013	at W-B/Scranton
<b>22</b>	Cameron Schilling	Dec. 13, 2013	at W-B/Scranton
	Ryan Steeves ( <i>coach</i> )	Feb. 4, 2005	at W-B/Scranton
<b>21</b>	Rocky Thompson	Dec. 29, 2001	at Hershey

### TEAM PIMs IN ONE GAME (Wilkes-Barre/Scranton)

Total	Date	Location
<b>117</b>	Mar. 21, 2004	at Hershey
<b>82</b>	Feb. 24, 2002	at Hershey
<b>69</b>	Oct. 25, 2014	at Hershey
<b>52</b>	Jan. 6, 2007	at W-B/Scranton
<b>49</b>	Dec. 22, 2000	at W-B/Scranton

### TEAM PIMs IN ONE GAME (Hershey)

Total	Date	Location
<b>106</b>	Mar. 21, 2004	at Hershey
<b>65</b>	Feb. 24, 2002	at Hershey
<b>61</b>	Nov. 25, 2011	at W-B/Scranton
<b>57</b>	Jan. 6, 2007	at W-B/Scranton
<b>47</b>	Nov. 30, 2013	at Hershey
	Dec. 13, 2013	at W-B/Scranton

## SINGLE-GAME RIVALRY RECORDS continued...

### SAVES IN ONE GAME (Wilkes-Barre/Scranton)

Total	Player	Date	Location
47	Robbie Tallas	Dec. 29, 2001	at Hershey
46	John Curry	Jan. 30, 2009	at W-B/Scranton
45	Jean-Sébastien Aubin	Feb. 5, 2000	at Hershey
41	Robbie Tallas Joel Laing	Apr. 6, 2002 Dec. 27, 2000	at Hershey at Hershey
40	Jean-Sébastien Aubin Robbie Tallas	Nov. 30, 2003 Jan. 19, 2002	at Hershey at Hershey

### SAVES IN ONE GAME (Hershey)

Total	Player	Date	Location
43	Frédéric Cassivi	Mar. 31, 2001	at W-B/Scranton
42	Michal Neuvirth	Nov. 29, 2009	at Hershey
41	Braden Holtby	Oct. 9, 2010	at W-B/Scranton
40	Michal Neuvirth Peter Budaj	Apr. 4, 2009 Nov. 30, 2003	at W-B/Scranton at Hershey
39	Philippe Sauvé Philippe Sauvé	Feb. 15, 2002 Nov. 26, 2000	at W-B/Scranton at Hershey

## SEASON SERIES RIVALRY RECORDS

### POINTS IN ONE SEASON (Wilkes-Barre/Scranton)

Total	Player	GP	G	A	Season
16	Daniel Sprong	10	6	10	2017-18
12	Janne Pesonen Carter Rowney	10 12	3 6	9 6	2008-09 2015-16
11	Tyler Kennedy Oskar Sundqvist John Slaney Bryan Lerg Ben Street	6 10 10 12 12	3 4 3 3 3	8 7 8 8 8	2006-07 2016-17 1999-00 2011-12 2011-12
10	Dustin Jeffrey Chris Minard Colin McDonald Tom Kostopoulos Garrett Wilson Nick Drazenovic Chris Connor	7 7 10 10 11 11 11	5 4 3 1 4 3 2	5 6 7 9 6 7 8	2015-16 2008-09 2011-12 2000-01 2016-17 2013-14 2009-10
9	Chris Minard Jayson Megna Brian Gibbons Kyle Brodziak Michel Ouellet Ramzi Abid Shane Endicott Martin Sonnenberg Éric Meloche Sven Butenschön David Warsofsky Tom Kostopoulos Tom Kostopoulos Tom Kostopoulos Tom Kostopoulos Wyatt Smith	7 8 8 10 10 10 10 10 10 11 11 11 11 12 12 12	5 7 5 6 6 5 5 5 2 2 3 3 2 5 4 1	4 2 4 3 3 4 4 4 7 7 6 6 7 4 5 8	2007-08 2014-15 2013-14 2006-07 2003-04 2004-05 2003-04 1999-00 2003-04 2000-01 2016-17 2001-02 2015-16 2016-17 2013-14 2009-10

### POINTS IN ONE SEASON (Hershey)

Total	Player	GP	G	A	Season
18	Éric Perrin Keith Aucoin	10 11	4 3	14 15	2003-04 2009-10
16	Serge Aubin	10	9	7	1999-00
15	Chris Bourque Chris Bourque	9 10	5 5	10 10	2007-08 2008-09
12	Ryan Potulny Alexandre Giroux Christian Matte Brian Willsie Kyle Wilson Chris Bourque	9 10 10 10 12 12	6 8 6 5 5 2	6 4 6 7 7 10	2011-12 2008-09 1999-00 2002-03 2009-10 2011-12
11	Keith Aucoin Chris Bourque Martin Hlinka Dane Byers Tim Kennedy	8 10 10 11 12	2 3 2 5 1	9 8 9 5 10	2008-09 2015-16 2004-05 2013-14 2014-15



## RECORDS continued...

### GOALS IN ONE SEASON (Wilkes-Barre/Scranton)

Total	Player	GP	Season
7	Jayson Megna	8	2014-15
6	Mark Letestu	8	2009-10
	Daniel Sprong	10	2017-18
	Kyle Brodziak	10	2006-07
	Michel Ouellet	10	2003-04
	Carter Rowney	12	2015-16
5	Dustin Jeffrey	7	2015-16
	Chris Minard	7	2007-08
	Brian Gibbons	8	2013-14
	Kris Beech	8	2003-04
	Tomáš Surový	8	2001-02
	Ramzi Abid	10	2004-05
	Shane Endicott	10	2003-04
	Toby Petersen	10	2002-03
	Éric Meloche	10	2000-01
	Martin Sonnenberg	10	1999-00
	Tom Kostopoulos	12	2016-17
	Dominik Simon	12	2015-16

### GOALS IN ONE SEASON (Hershey)

Total	Player	GP	Season
9	Serge Aubin	10	1999-00
8	Alexandre Giroux	10	2008-09
6	Graham Mink	6	2008-09
	Shane Willis	8	2003-04
	Ryan Potulny	9	2011-12
	Alexandre Giroux	9	2009-10
	Mathieu Darche	9	2004-05
	Christian Matte	10	1999-00
	Boyd Kane	12	2009-10
5	Tomáš Fleischmann	8	2005-06
	Chris Bourque	9	2007-08
	Chris Bourque	10	2008-09
	Dave Steckel	10	2006-07
	Sheldon Keefe	10	2003-04
	Brian Willsie	10	2002-03
	Dane Byers	11	2013-14
	Jeff Taffe	12	2013-14
	Boyd Kane	12	2012-13
	Kyle Wilson	12	2009-10

### ASSISTS IN ONE SEASON (Wilkes-Barre/Scranton)

Total	Player	GP	Season
10	Daniel Sprong	10	2017-18
9	Janne Pesonen	10	2008-09
	Tom Kostopoulos	10	2000-01
8	Tyler Kennedy	6	2006-07
	John Slaney	10	1999-00
	Chris Conner	11	2009-10
	Bryan Lerg	12	2011-12
	Ben Street	12	2011-12
	Wyatt Smith	12	2009-10
7	Tom Kostopoulos	9	1999-00
	Oskar Sundqvist	10	2016-17
	Colin McDonald	10	2011-12
	Jon D'Aversa	10	2008-09
	Éric Meloche	10	2003-04
	Sven Butenschön	10	2000-01
	Tom Kostopoulos	11	2015-16
	Nick Drazenovic	11	2013-14

### ASSISTS IN ONE SEASON (Hershey)

Total	Player	GP	Season
15	Keith Aucoin	11	2009-10
14	Éric Perrin	10	2003-04
10	Chris Bourque	9	2007-08
	Chris Bourque	10	2008-09
	Tim Kennedy	12	2014-15
	Chris Bourque	12	2011-12
9	Keith Aucoin	8	2008-09
	Martin Hlinka	10	2004-05
	Patrick McNeill	12	2011-12
8	Chris Bourque	10	2015-16





## SEASON SERIES RIVALRY RECORDS continued...

### PIMs IN ONE SEASON (Wilkes-Barre/Scranton)

Total	Player	GP	Season
68	Bobby Farnham	11	2012-13
67	David Kočí	10	2003-04
54	Wade Brookbank	10	2009-10
	Darcy Verot	10	2000-01
48	Darcy Verot	12	2001-02
44	Jason MacDonald	11	2001-02

### PIMs IN ONE SEASON (Hershey)

Total	Player	GP	Season
73	Dennis Bonvie	10	2004-05
69	Rocky Thompson	8	2001-02
67	Dane Byers	11	2013-14
56	Louis Robitaille	10	2005-06
52	Steve Oleksy	11	2012-13

### TEAM PIMs IN ONE SEASON (Wilkes-Barre/Scranton)

Total	Season
391	2001-02
297	2003-04
290	2006-07
282	2013-14
264	2009-10

### TEAM PIMs IN ONE SEASON (Hershey)

Total	Season
345	2001-02
322	2013-14
282	2006-07
278	2003-04
249	2011-12

### WINS IN ONE SEASON (Wilkes-Barre/Scranton)

Total	Goalie	GP	Season
5	Jeff Drouin-Deslauriers	8	2013-14
	John Curry	8	2008-09
	Brad Thiessen	9	2011-12
4	John Curry	4	2010-11
	Casey DeSmith	5	2016-17
	Brad Thiessen	6	2010-11
	Tristan Jarry	7	2016-17
	Jeff Drouin-Deslauriers	8	2006-07

### WINS IN ONE SEASON (Hershey)

Total	Goalie	GP	Season
5	Braden Holtby	6	2009-10
	David Aebischer	8	1999-00
4	Dany Sabourin	7	2012-13
	Frédéric Cassivi	7	2006-07
	Braden Holtby	8	2011-12
	Peter Budaj	8	2004-05
	Philipp Grubauer	10	2014-15
	Frédéric Cassivi	10	2005-06

### TEAM WINS IN ONE SEASON

Total	GP	Team	Season
10	12	PENGUINS	2017-18
	12	BEARS	2009-10
8	10	PENGUINS	2010-11
	12	PENGUINS	2016-17
7	10	PENGUINS	2008-09
	10	PENGUINS	2000-01
	10	BEARS	1999-00
	12	BEARS	2012-13
	12	PENGUINS	2011-12

### PTS% IN ONE SEASON

Pts%	Record	Team	Season
.917	10-0-1-1	PENGUINS	2017-18
.833	10-2-0-0	BEARS	2009-10
.800	8-2-0-0	PENGUINS	2010-11
.750	7-2-0-1	PENGUINS	2008-09
	7-2-1-0	BEARS	1999-00
	6-1-2-1	PENGUINS	2005-06
.700	7-3-0-0	PENGUINS	2000-01

# ALL-TIME RIVALRY RECORDS

## GAMES PLAYED

Total	Player	Team
91	Tom Kostopoulos	WBS
86	Chris Bourque	HER
75	Zach Sill	WBS/HER
69	Garrett Mitchell	HER
53	Boyd Kane	HER
52	Dennis Bonvie	WBS/HER
46	Deryk Engelland	HER/WBS
45	Rob Scuderi	WBS
42	Tim Wallace	WBS
39	<i>four players tied</i>	

## ASSISTS

Total	Player	Team
58	Chris Bourque	HER
54	Tom Kostopoulos	WBS
32	Keith Aucoin	HER
19	Brian Willsie	HER
16	Éric Perrin Chris Conner	HER WBS/HER
15	Andrew Gordon Patrick McNeill	HER HER
14	Brett Clark Kyle Wilson Rob Scuderi Boyd Kane Zach Sill	HER HER WBS HER WBS/HER

## POINTS

Total	Player	Team
82	Tom Kostopoulos	WBS
78	Chris Bourque	HER
43	Keith Aucoin	HER
30	Brian Willsie	HER
29	Kyle Wilson	HER
28	Alexandre Giroux	HER
27	Andrew Gordon	HER
25	Éric Meloche Chris Conner	WBS WBS/HER
24	Jeff Taffe	WBS/HER

## POWER PLAY GOALS

Total	Player	Team
8	Chris Bourque	HER
7	Graham Mink Brian Willsie Tom Kostopoulos	HER HER WBS
6	Chris Minard Alexandre Giroux	WBS HER
5	Serge Aubin Michel Ouellet Keith Aucoin Boyd Kane	HER WBS HER HER
4	<i>11 players tied</i>	

## GAME-WINNING GOALS

Total	Player	Team
6	Tom Kostopoulos	WBS
4	Keith Aucoin	HER
3	Chris Bourque Toby Petersen Evgeny Lazarev Dustin Gazley Carter Rowney Dustin Jeffrey Dominik Simon	HER WBS HER HER WBS WBS WBS

## GOALS

Total	Player	Team
28	Tom Kostopoulos	WBS
20	Chris Bourque	HER
18	Alexandre Giroux	HER
15	Kyle Wilson	HER
14	Boyd Kane	HER
13	Éric Meloche	WBS
12	Tomáš Surový Andrew Gordon	WBS HER
11	<i>six players tied</i>	

## SHORTHANDED GOALS

Total	Player	Team
4	Brian Gibbons	WBS
3	David Steckel	HER
2	Mathieu Darche Joe Vitale Carter Rowney Zach Sill Boyd Kane	HER WBS WBS WBS/HER HER
1	<i>40 players tied</i>	

## PENALTY MINUTES

Total	Player	Team
265	Dennis Bonvie	WBS/HER
135	Bobby Farnham	WBS
112	Darcy Verot	WBS
110	Garrett Mitchell	HER
109	Peter Vandermeer	HER
102	Marek Svatoš	HER
101	Dane Byers David Kočí	HER WBS

## ALL-TIME RIVALRY RECORDS continued...

### GOALIE GAMES PLAYED

Total	Goalie	Team
32	Frédéric Cassivi	HER
26	Brad Thiessen	WBS
25	Dany Sabourin	WBS/HER
24	John Curry	WBS
23	Braden Holtby Philippe Sauvé	HER HER
18	Peter Budaj	HER
16	Jeff Drouin-Deslauriers Jeff Zatkoff	WBS WBS
15	Philipp Grubauer Tristan Jarry	HER WBS

### WINS

Total	Goalie	Team
15	Frédéric Cassivi	HER
14	Braden Holtby	HER
12	Brad Thiessen	WBS
11	John Curry	WBS
10	Tristan Jarry	WBS
9	Jeff Drouin-Deslauriers Philippe Sauvé Dany Sabourin	WBS HER WBS/HER
8	Peter Budaj	HER
7	Philipp Grubauer	HER

### SHUTOUTS

Total	Goalie	Team
5	Braden Holtby	HER
3	Philippe Sauvé Brad Thiessen Frédéric Cassivi	HER WBS HER
2	Jeff Zatkoff Peter Budaj	WBS HER
1	<i>nine players tied</i>	

### GOALS AGAINST AVERAGE (240 minutes)

Total	Goalie	Team
1.66	Casey DeSmith	WBS
1.84	Jeff Zatkoff	WBS
2.01	Matt Murray	WBS
2.08	Braden Holtby	HER
2.17	Anthony Peters Marc-André Fleury	WBS WBS
2.25	Joel Laing Michal Neuvirth	WBS HER
2.32	Jeff Drouin-Deslauriers	WBS
2.57	Philippe Sauvé	HER

### SAVE PERCENTAGE (240 minutes)

Total	Goalie	Team
.935	Joel Laing	WBS
.931	Michal Neuvirth	HER
.927	Braden Holtby Casey DeSmith	HER WBS
.924	Rob Tallas	WBS
.923	Matt Murray	WBS
.921	Jeff Zatkoff	WBS
.919	Tom Lawson	HER
.915	Marc-André Fleury Philippe Sauvé	WBS HER





1999

2019

**WILKES-BARRE/  
SCRANTON  
PENGUINS  
HALL OF FAME**



# HALL OF FAME

THE WILKES-BARRE/SCRANTON PENGUINS HALL OF FAME WAS ESTABLISHED IN 2014 TO HONOR OUTSTANDING MEMBERS IN THE FRANCHISE'S HISTORY. THESE INDIVIDUALS HAVE DISPLAYED EXCEPTIONAL COMMITMENT AND EXCELLENCE TO THE ORGANIZATION AND PASSION FOR BEING A PENGUIN.

## KEVIN BLAUM - 2014

Blaum played a significant role in obtaining an AHL franchise for Northeastern Pennsylvania and helping the Penguins become possible. He secured the state grant from Pennsylvania Governor Bob Casey for the construction of the Northeastern Pennsylvania Convention Center (now the Mohegan Sun Arena at Casey Plaza). Blaum oversaw the construction and helped to establish the Wilkes-Barre/Scranton Penguins to be the primary occupants of the facility.

He was elected to the Pennsylvania House of Representatives in 1980 and served 13 terms in the General Assembly before his retirement in 2006. That same year he joined the admissions office of the Wyoming Seminary Prep School and was the Sunday public affairs columnist for the Wilkes-Barre Times Leader from 2008-2013.



## DENNIS BONVIE - 2014



Bonvie is noted as one of the most popular players in team history. He was a member of the Penguins' inaugural team in 1999-00 and skated with the Wilkes-Barre/Scranton franchise for parts of five seasons (1999-00, 2005-08). He appeared in the Calder Cup Final with the Penguins in 2001 and again in 2008. During his time with the Penguins, Bonvie appeared in 285 regular season games, recording 84 points (16G-68A) and 1,284 penalty minutes.

During Bonvie's 15-year professional career he made appearances in 92 NHL games with the Edmonton Oilers, Chicago Blackhawks, Pittsburgh Penguins, Boston Bruins, Ottawa Senators and the Colorado Avalanche. He ranks 20<sup>th</sup> in AHL history

with 871 games played and first overall in penalty minutes with 4,493. Between the AHL and NHL, his 4,804 combined penalty minutes is the highest by any player in the history of the sport.


The native of Antinogish, Nova Scotia was also inducted into the Luzerne County Sports Hall of Fame on Aug. 14, 2017.

---

## ALAIN NASREDDINE - 2014


Nasreddine spent five seasons with the Wilkes-Barre/Scranton Penguins after being acquired by Pittsburgh in 2004. A native of Montreal, the defenseman served as captain during the 2004-05 and 2005-06 seasons. In 249 regular season games he recorded 55 points (13G-42A) and 302 penalty minutes. He played in 57 postseason matches, ranking him first on the team's all-time postseason games played list and was a member of the 2004 and 2008 Calder Cup Final squads.

Nasreddine appeared in 74 regular season NHL games with the five different teams. He has also skated in a combined 850 games between the AHL and the IHL. Retiring in 2010, Nasreddine became the assistant coach for the Wilkes-Barre/Scranton Penguins from 2010-2015 and is currently the assistant coach of the New Jersey Devils of the NHL.



---

## JOHN SLANEY - 2016



Defenseman John Slaney was a member of the 1999-00 inaugural team. He appeared in 89 games with the Penguins over two seasons (1999-2001) totaling 110 points (42G-68A). During the 1999-00 season, Slaney led the team with 30 goals and 60 points in just 49 games and represented the Penguins in the AHL All-Star Classic. He was the first defenseman in AHL history to record 30 goals in a season. He was named captain his second season with the Penguins and racked up 50 points (12G-38A) in 40 games. He was selected to play in the AHL All-Star Classic again that year being held in Wilkes-Barre, but was traded the evening before the game to the Philadelphia Flyers. Despite his rights being held by the Flyers organization, Slaney hit the ice for the All-Star Skills Competition in a Penguins sweater for one last time.

A native of St. John's, Newfoundland, Slaney recorded a combined 166 goals, 353 assists and 519 points in 631 AHL games between five different teams, all of these statistics being career records for AHL defensemen at the time of his retirement. He also appeared in 268 NHL games with the Washington Capitals, Colorado Avalanche, Los Angeles Kings, Phoenix Coyotes, Nashville Predators, Pittsburgh Penguins and Philadelphia Flyers. Slaney was inducted into the AHL Hall of Fame in 2014 and is currently an assistant coach for the Arizona Coyotes of the NHL.

# IMPORTANT DATES

## September 15, 1997

Ground is broken for the construction of the Northeastern Pennsylvania Civic Arena (Mohegan Sun Arena at Casey Plaza).

## October 1, 1999

The Penguins travel to Philadelphia, Pa. and play their first game in franchise history.

## October 2, 1999

Martin Sonnenberg lights the lamp for the first goal in team history. Sonnenberg scored at 3:38 of the first period against the Hershey Bears at Hersheypark Arena.

## November 10, 1999

The Penguins defeat the Hamilton Bulldogs, 5-2, at FirstOntario Centre for the first win in franchise history.

## November 13, 1999

Northeastern Pennsylvania Civic Arena opens its doors for the first time and Wilkes-Barre/Scranton plays its first home game in the American Hockey League. The Penguins would also win their contest with the Kentucky Thoroughblades, 4-2.

## January 17, 2000

John Slaney becomes the first player to represent the Wilkes-Barre/Scranton Penguins at an AHL All-Star Game as a member of the Canadian AHL All-Stars at Blue Cross Arena in Rochester, N.Y.

## January 25, 2000

Penguins fans at Northeastern Pennsylvania Civic Arena were treated to the first penalty shot in team history when Syracuse's Josh Holden was denied by Wilkes-Barre/Scranton goalie Ryan Bach.

## February 18, 2000

Goaltender Ryan Bach puts forth a franchise record-setting 48-save performance in a 2-1 loss while visiting the Portland Pirates.

## February 21, 2000

Róbert Döme scores three goals against the Philadelphia Phantoms, the first hat trick in team history.

## October 22, 2000

The Penguins stun the Albany River Rats, 7-0, and Sébastien Caron records 15 saves for the first shutout in franchise history.

## January 14-15, 2001

The 2001 First Union AHL All-Star Classic takes place in Wilkes-Barre. Greg Crozier, Andrew Ference and Toby Petersen represented the Penguins in the All-Star Game.

## April 11, 2001

The Penguins play their first Calder Cup Playoff game in team history, and it also becomes the first playoff game in franchise history to reach overtime, as well. Wilkes-Barre/Scranton outshot the Syracuse Crunch, 52-18, but fell in extra time, 2-1.

## April 13, 2001

The Penguins exact revenge on the Crunch for the playoff loss two nights before with a convincing 5-2 victory, Wilkes-Barre/Scranton's first ever win in the Calder Cup Playoffs.

## April 18, 2001

With a 6-2 win over the Syracuse Crunch in a decisive Game 5 of the Western conference Quarterfinals, Wilkes-Barre/Scranton won its first playoff series.

**May 12, 2001**

By completing a Western Conference Final sweep of the Hershey Bears, the Penguins advanced to their first-ever Calder Cup Final appearance.

**May 17, 2001**

Wilkes-Barre/Scranton fends off a late-game comeback attempt by the Saint John Flames to win Game 1 of the 2001 Calder Cup Final. The Penguins got off on the right foot in the team's first-ever Calder Cup Final game when Darcy Verot scored 19 seconds into the game, still the fastest playoff goal scored in franchise history.

**September 22, 2001**

In a preseason exhibition game in Northeastern Pennsylvania, Mario Lemieux dresses for Wilkes-Barre/Scranton for the first and only time.

**March 17, 2002**

The Penguins and Syracuse Crunch combined for 162 penalty minutes in a chaotic contest in Wilkes-Barre. Steve Parsons records the most penalty minutes in a single game in AHL history (64). During the same game, Jason MacDonald recorded 57 penalty minutes, putting him second on the Penguins' all-time penalty minutes list behind Parsons. This game was later dubbed "The St. Patrick's Day Massacre".

**March 23, 2002**

Robbie Tallas registered 48 saves in a 3-2 loss to the Grand Rapids Griffins, tying Ryan Bach (Feb. 18, 2000) for the franchise record for saves in a single game.

**July 15, 2003**

Michel Therrien is named the fourth head coach in Wilkes-Barre/Scranton Penguins history.

**April 17, 2004**

Marc-André Fleury, the first overall pick in the 2003 NHL Entry Draft, makes his Wilkes-Barre/Scranton debut in a Calder Cup Playoff game against the Bridgeport Sound Tigers.

**April 25, 2005**

The Penguins and Binghamton Senators logged a 112:26, triple overtime marathon, the longest game in Wilkes-Barre/Scranton history. Colby Armstrong ended the affair for a 3-2 win, preventing the Pens from falling into a 3-0 series hole. Wilkes-Barre/Scranton went on to win the East Division Semifinals series, 4-2.

**October 5, 2005**

Erik Christensen scores four goals against the Bridgeport Sound Tigers' Wade Dubielewicz and Chris Madden, setting the team record for most goals in one game.

**December 3, 2005**

The Penguins beat the Norfolk Admirals, 3-2, to win a franchise record 13<sup>th</sup>-straight road game and begin the 2005-06 season 13-0 away from home.

**December 9, 2005**

The Manitoba Moose defeat the Penguins, snapping Wilkes-Barre/Scranton's franchise record point streak at 23 games. From the season opener on Oct. 5, 2005 to Dec. 9, 2005, the Penguins went 20-0-2-1.

**December 15, 2005**

Michel Therrien is named head coach of the Pittsburgh Penguins. Rick Kehoe and Joe Mullen assume positions as co-coaches with Wilkes-Barre/Scranton on an interim basis.

**December 19, 2005**

Joe Mullen is named interim head coach of Wilkes-Barre/Scranton for the remainder of the 2005-06 season, making him the third head coach in Penguins history.

**January 20, 2006**

Tenth time's a charm as Rico Fata converts for the first penalty shot goal in team history on the Penguins' 10<sup>th</sup> penalty shot attempt of all-time.

**August 3, 2006**

Todd Richards is named the fourth head coach in Wilkes-Barre/Scranton Penguins history.



**February 16, 2007**

Jean-François Jacques ties the franchise record for goals in one game by scoring four times against Jeff Glass and the Binghamton Senators.

**February 20, 2008**

Tim Brent scores the quickest overtime goal in franchise history just 12 seconds into the extra frame at home vs. the Hershey Bears.

**February 16, 2009**

Dan Bylsma is brought up as interim head coach of the Pittsburgh Penguins. Todd Reirden assumes head coaching duties with Wilkes-Barre/Scranton on an interim basis.

**June 12, 2009**

Dan Bylsma becomes the first coach in hockey history to begin the season in the American Hockey League and finish the season as the head coach of a Stanley Cup-winning team as the Pittsburgh Penguins defeat the Detroit Red Wings in Game 7 of the Stanley Cup Final, 2-1.

**July 31, 2010**

John Hynes is named the seventh head coach in Wilkes-Barre/Scranton Penguins history.

**February 26, 2011**

The Penguins have their longest shootout in franchise history, going 11-rounds deep against the Norfolk Admirals. Joey Haddad scored the winning goal for Wilkes-Barre/Scranton and Brad Thiessen was the winning goalie. The shootout score was 5-4, and the game's final score was 3-2.

**March 17, 2012**

Alexandre Picard pots three goals against the Worcester Sharks, becoming the first defenseman in franchise history to record a hat trick.

**March 1, 2013**

Tom Kostopoulos records his 100<sup>th</sup> goal in a Wilkes-Barre/Scranton Penguins uniform in a 3-2 loss to the Hershey Bears.

**May 22, 2013**

Wilkes-Barre/Scranton defeated the Providence Bruins, 5-0, in Game 7 of the Eastern Conference Semifinals after trailing in the series 3-0. The Pens became the third team in Calder Cup Playoffs history to advance after falling behind 3-0 in a series and was the first team ever to complete the comeback by winning Game 7 on the road.

**April 4, 2014**

Tom Kostopoulos records his 300<sup>th</sup> point in a Wilkes-Barre/Scranton Penguin uniform in a 5-4 loss while visiting the Binghamton Senators.

**March 7, 2015**

In his rookie season, Matt Murray sets the AHL's all-time shutout streak record at 304:11.

**March 22, 2015**

Matt Murray makes 32 saves at PPL Center against the Lehigh Valley Phantoms for his 10<sup>th</sup> shutout of the season, becoming the fourth goaltender ever to post double-digit shutouts in one year and broke a 72-year old record for shutouts by a rookie (Gordie Bell, 9). Murray went on to earn 12 shutouts by season's end.

**June 18, 2015**

Mike Sullivan is named the eighth head coach in Wilkes-Barre/Scranton Penguins history.

**November 15, 2015**

Wilkes-Barre/Scranton rallies from down 5-1 to defeat the Hartford Wolf Pack in overtime, 7-6, completing the biggest comeback win in Penguins history as well as setting the franchise's new winning-streak record with the team's 11<sup>th</sup>-straight victory.

**November 28, 2015**

The Penguins defeat the Hershey Bears, 3-2, and secure the longest home winning streak in team history, 10, beginning the 2015-16 season 10-0 at Mohegan Sun Arena at Casey Plaza.

**December 11, 2015**

Tom Kostopoulos plays in his 500<sup>th</sup> game with Wilkes-Barre/Scranton, the first player in Penguins history to reach the milestone.

**December 12, 2015**

Mike Sullivan is named head coach of the Pittsburgh Penguins. Jay Leach takes over head coaching duties with Wilkes-Barre/Scranton on an interim basis. That same night, the Penguins shut-out the Albany Devils, 4-0.

**December 22, 2015**

Clark Donatelli is named the 10<sup>th</sup> head coach in Wilkes-Barre/Scranton Penguins history.

**March 6, 2016**

Tom Kostopoulos becomes the fourth player in hockey history to play in both 600 NHL games and 600 AHL games over the course of his career.

**April 23, 2016**

Casey DeSmith turns aside 59 shots from the Providence Bruins, the most saves in a playoff game in franchise history as the Penguins won, 5-4, in double overtime to sweep the Atlantic Division Semifinals.

**December 10, 2016**

Down 2-0 to the Hershey Bears on home ice, Oskar Sundqvist spearheaded a 6-2 comeback win for the Penguins with a four-goal outing, tying the franchise record for goals in one game.

**January 28, 2017**

Tom Kostopoulos notches a goal in a 6-2 victory while visiting the Binghamton Senators to become the 91<sup>st</sup> player in AHL history to reach 500 career points.

**February 4, 2017**

Tom Kostopoulos appears in his 600<sup>th</sup> game with Wilkes-Barre/Scranton, making him just the 14<sup>th</sup> person in league history to play in 600 or more games with one club.

**December 1, 2017**

In his first game back after losing his mother to a battle with cancer, Garrett Wilson records his first career hat trick in the first period of an eventual 5-4 overtime win over the Milwaukee Admirals.

**January 13, 2018**

While visiting the Laval Rocket, Andrey Pedan notches a hat trick, making him the second defenseman in team history to achieve the feat. It also marked the first instance in team history of two players registered hat tricks in back-to-back games.

**April 7, 2018**

Tom Kostopoulos appears in his final regular season home game with Wilkes-Barre/Scranton. The evening started with a video tribute to the Penguins' long-time captain, and ended in a 7-4 drubbing of the Binghamton Devils.

**April 13, 2018**

Daniel Sprong establishes a new franchise record for goals by a rookie by potting his 31<sup>st</sup> goal of the season in a game against the Springfield Thunderbirds. Sprong eventually ended the season with 32 tallies.

**W I L K E S - B A R R E / S C R A N T O N**

**PENGUINS**