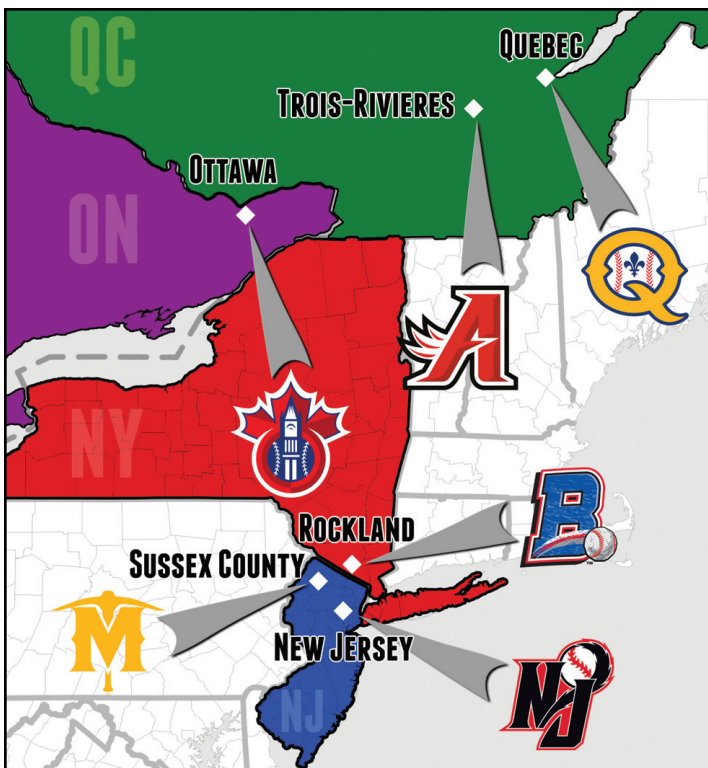




CANADIAN AMERICAN ASSOCIATION OF PROFESSIONAL BASEBALL




MEDIA  
GUIDE 2019  
DE PRESSE



## OTHER LEAGUE OPPONENTS

JUNE 14-JULY 4



Cuba National Team



Japan's Shikoku Island League

## LEAGUE MILEAGE CHART

	NJ	OTT	QUE	ROC	SUS	T-R
New Jersey	---	432	508	35	43	428
Ottawa	432	---	277	417	392	193
Québec	508	277	---	493	513	80
Rockland	35	417	493	---	51	413
Sussex County	43	392	513	51	---	434
Trois-Rivières	428	193	80	413	434	---

The 2019 Can-Am League Media Guide was designed and edited by Hoffman Wolff, with editorial assistance from league media relations directors.

# Can-Am League 2019 Media Guide

## Guide de presse de la ligue Can-Am 2019

610 Yount Drive  
Dayton, OH 45433.

**Phone:** (862) 283-5935.

**Web:** CanAmLeague.com, CanAmLeague.tv.



### League Administration/Personnel de la Ligue

**Executive Director:** Kevin Winn.

### League Directors/Administrateurs

**Al Dorso**, New Jersey Jackals

**Miles Wolff**, Ottawa Champions

**Jean Tremblay**, Capitales de Québec

**Ken Lehner**, Rockland Boulders

**Michael Dorso**, Sussex County Miners

**René Martin**, Aigles de Trois-Rivières

### Playoffs/Séries éliminatoires

Four teams with best winning percentage qualify for postseason. Top seed plays fourth seed and second seed plays third seed in best-of-five series. Winners meet in best-of-five championship series.

### Roster Rules/Règles pour l'alignement

The roster limit for a Can-Am League club is 22 players, with a minimum of 19 active players. An additional two players may be on the disabled list during the regular season. Of those 22 players, a minimum of five must be rookies and a maximum of four may be veterans. The remaining players will be designated limited service (LS) players, and of those LS players, only six may be LS-4. Two of the LS-4 players may be an LS-5.

During the pre-season, a maximum of 28 players may be under contract at any one time without regard to classification. The 22 active player roster must be met two days before the start of the regular season.

### Definitions

**Year of Service:** A year of service for Can-Am League players is 75 official at bats or more in a National Association or independent league or leagues, or 30 innings or more pitched in a National Association or independent league or leagues, in any season prior to the present calendar year. For independent and short season/rookie league service, the first two years of service equals one National Association year. For foreign leagues, the classification and salary level will be determined by the league office.

**Rookie:** A player with less than one year of service.

**LS-1:** A player with less than two years of service.

**LS-2:** A player with less than three years of service.

**LS-3:** A player with less than four years of service.

**LS-4:** A player with less than five years of service. 1 of the 6 LS-4s may be an LS-5.

**LS-5:** A player with less than 6 years of service.

**Veteran:** A player with six or more years of service. If a player has six or more years of service but has not reached the age of 26 by September 1 of that season, he will be considered an LS-4. If he has not reached the age of 24 by September 1 of that season, he will be considered an LS-3.

**Official Baseball:** Rawlings.

**Statistician:** Blue Star Sports, One Cowboys Way, Suite 190, Frisco, TX 75034.

## Standings/Classement

Team	W	L	Pct.	GB	Home	Road
Équipe	V	D	Pct.	Diff.	Dom.	Étr.
Sussex County Miners	63	38	.624	--	41-13	22-25
Québec Capitales	58	44	.569	5.5	36-18	22-26
Rockland Boulders	54	48	.529	9.5	35-18	19-30
Trois-Rivières Aigles	53	49	.520	10.5	32-21	21-28
New Jersey Jackals	50	52	.490	13.5	32-23	18-29
Ottawa Champions	41	60	.406	22.0	25-29	16-31
#Salina Stockade	3	15	.167			
#Hollywood Stars	1	8	.111			
#Dominican Republic	0	9	.000			

# - road team

## Managers (seasons with club)/Gérants (années en poste)

New Jersey: Brooks Carey (1).

Rockland: Jamie Keefe (6).

Ottawa: Hal Lanier (4).

Sussex County: Bobby Jones (3).

Québec: Patrick Scalabrini (9).

Trois-Rivières: T.J. Stanton (3).

## Playoff Semifinals/Demi-finales

Date	Sussex County vs./v. Trois-Rivières	Win/LG	Loss/LP	Save/VP
Wed., Sep. 5	Sussex County 5 at Trois-Rivières 1	Jones	Murphy	
Thu., Sep. 6	Sussex County 5 at Trois-Rivières 0	Koplove	Evans	
Fri., Sep. 7	Trois-Rivières 5 at Sussex County 3	McNorton	Vinson	
Sat., Sep. 8	Trois-Rivières 8 at Sussex County 6	Elias	Cummings	Rusch
Sun., Sep. 9	Trois-Rivières 2 at Sussex County 3	Jones	Murphy	Koplove

Sussex County wins series, 3 games to 2/Sussex County gagne la série 3-2.

Date	Québec vs./v. Rockland	Win/LG	Loss/LP	Save/VP
Wed., Sep. 5	Québec 9 at Rockland 6	Johnson	Palladino	Bayless
Thu., Sep. 6	Québec 1 at Rockland 21	Ernst	Lee	
Fri., Sep. 7	Rockland 2 at Québec 6	Blanco	Sarianides	
Sat., Sep. 8	Rockland 3 at Québec 7	Johnson	Brantley	

Québec wins series, 3 games to 1/Québec gagne la série 3-1.

## League Championship Series/Série de championnat

Date	Sussex County vs./v. Québec	Win/LG	Loss/LP	Save/VP
Wed., Sep. 12	Sussex County 7 at Québec 3	Koplove	Sikula	Grendell
Thu., Sep. 13	Sussex County 3 at Québec 4	Johnson	Vinson	Bayless
Fri., Sep. 14	Québec 6 at Sussex County 7	Wagner	Hepple	
Sat., Sep. 15	Québec 5 at Sussex County 6	Grendell	Bayless	

Sussex County wins series, 3 games to 1/Sussex County gagne la série 3-1.

## Attendance/Assistance

Team	Openings	Total	Average
Rockland Boulders	47	129,599	2,757
Québec Capitales	53	126,483	2,386
Trois-Rivières Aigles	49	91,605	1,869
Ottawa Champions	51	93,395	1,831
New Jersey Jackals	49	83,610	1,706
Sussex County Miners	48	74,827	1,559

## Team Batting/Équipes au bâton

TEAM	AVG	G	AB	R	H	2B	3B	HR	RBI	BB	SO	SB	CS	OBP	SLG
ÉQUIPE	MOY	PJ	AB	PC	CS	2B	3B	CC	PP	BB	RAB	BV	RTV	%SB	%PUI
SC	.290	101	3182	553	923	171	29	40	473	398	549	239	86	.376	.400
NJ	.280	102	3326	513	930	150	18	95	457	315	653	72	43	.351	.421
QUÉ	.274	102	3361	471	920	192	13	59	419	344	618	118	32	.349	.391
OTT	.264	101	3322	448	877	163	17	53	398	326	694	108	36	.338	.371
ROC	.260	102	3329	526	866	173	13	146	492	429	834	81	26	.351	.451
T-R	.250	102	3305	484	825	144	9	101	442	410	854	102	38	.341	.390

## Team Pitching/Équipes au monticule

TEAM	ERA	W-L	CG	SHO	SV	IP	H	R	ER	BB	SO	HR	2B	3B	AVG	WP
ÉQUIPE	MPM	V-D	MC	JB	VP	ML	CS	PC	RM	BB	RAB	CC	2B	3B	MOY	MvL
Québec	3.69	58-44	2	9	29	890.2	822	425	365	318	811	83	163	12	.242	63
Sussex Cnty.	3.73	63-38	13	5	21	840.2	772	406	348	382	725	78	126	16	.240	54
Trois-Rivières	4.04	53-49	8	7	21	879.2	930	450	395	299	645	65	196	9	.270	73
Ottawa	4.19	41-60	9	7	16	857.1	884	483	399	307	632	74	149	18	.261	67
New Jersey	4.46	50-52	3	7	18	858.2	872	497	425	402	809	87	151	25	.261	93
Rockland	4.56	54-48	3	6	25	860.0	922	508	436	365	742	73	155	17	.270	98

## Team Fielding/Équipes en défensive

TEAM	PCT	G	TC	PO	A	E	DP	PB	CS	SBA
ÉQUIPE	MOY.	PJ	TC	R	A	E	DJ	BP	RTV	BV
Québec	.978	102	3663	2666	918	79	78	12	33	124
Trois-Rivières	.978	102	3704	2636	987	81	73	18	33	154
Ottawa	.976	101	3548	2560	902	86	63	15	20	159
Sussex County	.972	101	3362	2521	747	94	56	11	20	103
New Jersey	.971	102	3471	2554	815	102	66	16	59	168
Rockland	.970	102	3612	2576	928	108	74	18	36	173

## All-Star Team &amp; Awards

## Équipe d'étoiles et honneurs individuels

**First Base/Premier but:** Audy Ciriaco, Sussex County

**Second Base/Deuxième but:** Mikey Reynolds, Sussex County

**Third Base/Troisième but:** Taylor Brennan, Trois-Rivières

**Shortstop/Arrêt-court:** Yordan Manduley, Québec

**Outfield/Voltigeur:** David Harris, New Jersey

**Outfield/Voltigeur:** Kevin Krause, Rockland

**Outfield/Voltigeur:** Javier Herrera, Trois-Rivières

**Catcher/Receveur:** Luis Alen, Sussex County

**Designated Hitter/Frappeur Désigné:** Sébastien Boucher, Ottawa

**Pitcher/Lanceur:** Jordan Kurokawa, Ottawa

**Reliever/Releveur:** Alex Demchak, Sussex County

**Player of the Year/Joueur de l'année:** Taylor Brennan, Trois-Rivières

**Defensive Player of the Year/Joueur défensif de l'année:** Sam Dexter, T-R

**Rookie of the Year/Recrue de l'année:** Martin Figueroa, Sussex County

**Rookie Pitcher of the Year/Lanceur recrue de l'année:** Jordan Kurokawa, Ottawa

**Manager of the Year/Gérant de l'année:** Bobby Jones, Sussex County

**Organization of the Year/Org. de l'année:** Capitales de Québec

## Batting Leaders/Meneurs au bâton

BATTER JOUEUR	TEAM ÉQUIPE	AVG MOY	G PJ	AB AB	R P	H CS	HR CC	RBI PP	BB BB	SO RAB
Manduley, Jordan	Québec	.337	76	303	43	102	4	37	26	8
Reynolds, Mikey	Sussex	.335	98	355	78	119	1	52	41	52
Harris, David	New Jersey	.331	98	344	77	114	23	68	57	92
Krause, Kevin	Rockland	.331	99	369	68	122	10	49	41	42
Figueroa, Martin	Sussex	.328	96	308	65	101	5	50	57	35
Boucher, Sebastien	Ottawa	.328	101	357	51	117	1	53	64	45
Sams, Kalian	Québec	.311	72	264	46	82	11	48	36	67
Gregor, Conrad	Rockland	.300	98	357	63	107	10	53	62	65
Harris, Chase	Ottawa	.296	101	372	55	110	2	29	33	75
Canela, Daniel	ROC/NJ	.296	84	308	42	93	10	49	20	46

## Category Leaders/Meneurs par catégorie

### Home Runs/Circuits

Brennan, Taylor	TR	32
Harris, David	NJ	23
Regis, Cody	ROC	22
Montville, Mike	ROC	21
Nidiffer, Marcus	ROC	21

### RBI/Points Produits

Brennan, Taylor	TR	82
Harris, David	NJ	68
Ciriaco, Audy	SC	65
Herrera, Javier	TR	63
Regis, Cody	ROC	62

### Stolen Bases/Buts volés

Almadova, Breland	SC	51
Reynolds, Mikey	SC	45
Ray, Jayce	SC	31
Colon, Alexi	TR	25
Oldham, Taylor	NJ	25

### At-Bats/Présences au bâton

Caillouet, Jordan	OTT	394
Herrera, Javier	TR	387
McOwen, James	QUE	381
Harris, Chase	OTT	372
Cornelius, Kevin	TR	371

### Runs/Points marqués

Reynolds, Mikey	SC	78
Harris, David	NJ	77
Ciriaco, Audy	SC	75
Krause, Kevin	ROC	68
Brennan, Taylor	TR	67

### Hits/Coups sûrs

Krause, Kevin	ROC	122
Reynolds, Mikey	SC	119
Boucher, Sébastien	OTT	117
Harris, David	NJ	114
McOwen, James	QUE	112

### Total Bases/Buts totaux

Harris, David	NJ	203
Brennan, Taylor	TR	195
Regis, Cody	ROC	190
Krause, Kevin	ROC	186
McOwen, James	QUE	176

### Doubles/Doublets

Krause, Kevin	ROC	30
McOwen, James	QUE	28
Reynolds, Mikey	SC	28
White, T.J.	QUE	25
Bierfeldt, Conor	ROC	24
Caillouet, Jordan	OTT	24

### Triples/Triples

Figueroa, Martin	SC	6
Ray, Jayce	SC	6
Bick, Daniel	OTT	4
Hofmann, Connor	NJ	4
Regis, Cody	ROC	4
Spivey, Seth	NJ	4

### Walks/Buts sur balle

Brennan, Taylor	TR	70
Colon, Alexi	TR	65
Boucher, Sébastien	OTT	64
Gregor, Conrad	ROC	62
Almadova, Breland	SC	59

### Extra-Base Hits/Coup sûr de plus d'un but

Bierfeldt, Conor	ROC	44
Brennan, Taylor	TR	44
Regis, Cody	ROC	43
Krause, Kevin	ROC	42
McOwen, James	QUE	41

### On-Base Pct./% PB

Figueroa, Martin	SC	.444
Harris, David	NJ	.435
Boucher, Sébastien	OTT	.429
Gregor, Conrad	ROC	.405
Reynolds, Mikey	SC	.405

### Slugging Pct./% PUI

Harris, David	NJ	.590
Brennan, Taylor	TR	.587
Nidiffer, Marcus	ROC	.524
Regis, Cody	ROC	.518
Krause, Kevin	ROC	.504

### Strikeouts/Retraits au bâton

Montville, Mike	ROC	138
Cornelius, Kevin	TR	129
Brennan, Taylor	TR	120
Rodriguez, J.C.	ROC	106
Herrera, Javier	TR	100

### Hit by Pitch/Atteint

Oldham, Taylor	NJ	20
Figueroa, Martin	SC	14
Dexter, Sam	TR	13
White, T.J.	QUE	13
Nidiffer, Marcus	ROC	12



## League Pitching Leaders/*Meneurs au monticule*

PITCHER	TEAM	G	W-L	ERA	IP	H	BB	SO
<i>LANCEUR</i>	<i>ÉQUIPE</i>	<i>ML</i>	<i>V-D</i>	<i>MPM</i>	<i>ML</i>	<i>CS</i>	<i>BB</i>	<i>RAB</i>
Kurokawa, Jordan	Ottawa	19	12-5	2.21	118.1	116	25	90
Rollins, David	Sussex	16	9-3	2.23	113.0	90	31	105
Koplove, Kenny	Sussex	31	7-4	2.61	86.1	61	41	78
Johnson, Jay	Québec	28	7-2	2.63	89.0	70	29	77
Hale, Jake	Ottawa	18	6-7	2.84	107.2	96	25	66
Blanco, Lazaro	Québec	15	5-3	3.36	88.1	80	29	81
McNorton, Kevin	Trois-Rivières	21	8-4	3.44	128.1	128	27	91
Murphy, Chris	Trois-Rivières	19	11-5	3.47	116.2	132	36	59
Gelinas, Karl	Québec	16	8-8	3.52	99.2	97	22	81
Jones, Cory	Sussex	18	11-3	3.54	111.2	113	48	62

## Category Leaders/*Meneurs par catégorie*

<b>Wins/Victoires</b>			<b>Losses/Défaites</b>			<b>Saves/Victoires protégées</b>		
Kurokawa, Jordan	OTT	12	Chrismon, Austin	OTT	10	Hansen, Kyle	ROC	18
Jones, Cory	SC	11	Borkowski, Steve	OTT	9	Maine, Scott	OTT	13
Murphy, Chris	TR	11	Elias, Ethan	TR	9	Bayless, Trevor	QUE	12
Brammer, Dylan	NJ	9	Brammer, Dylan	NJ	8	Becker, Nolan	QUE	11
Rollins, David	SC	9	Gélinas, Karl	QUE	8	Demchak, Alex	SC	10
						Mazzaro, Vin	NJ	10

<b>Strikeouts/Retraits au bâton</b>			<b>Games/Matches</b>			<b>Games Started/Départs</b>		
Rollins, David	SC	105	Kennedy, Nick	ROC	53	McNorton, Kevin	TR	20
Brammer, Dylan	NJ	93	Kostallos, Matt	SC/ROC	47	Borkowski, Steve	OTT	19
McNorton, Kevin	TR	91	DeLuca, Evan	NJ	44	Brammer, Dylan	NJ	19
Kurokawa, Jordan	OTT	90	Bayless, Trevor	QUE	42	Chrismon, Austin	OTT	19
Elias, Ethan	TR	87	Hansen, Kyle	ROC	42	Kurokawa, Jordan	OTT	19
Latos, Mat	NJ	87				Murphy, Chris	TR	19

<b>Complete Games/ Matches complets</b>			<b>Shutouts/Jeux blancs</b>			<b>IP/Manches lancées</b>		
Vinson, Andrew	SC	5	Vinson, Andrew	SC	3	McNorton, Kevin	TR	128.1
Chrismon, Austin	OTT	3	Kurokawa, Jordan	OTT	2	Kurokawa, Jordan	OTT	118.1
Kurokawa, Jordan	OTT	3	Six tied with		1	Chrismon, Austin	OTT	117.0
McNorton, Kevin	TR	3				Murphy, Chris	TR	116.2
Four tied with		2				Borkowski, Steve	OTT	114.0

<b>Walks/Buts sur balles</b>			<b>Home Runs Allowed/ Circuits alloués</b>		
Brammer, Dylan	NJ	50	Brammer, Dylan	NJ	17
Jones, Cory	SC	48	Jones, Cory	SC	14
Lee, Brett	QUE	46	Caramo, Yender	TR	14
Hernandez, Y.	NJ	43	Alvarez, Edilson	OTT	14
Vinson, Andrew	SC	43	Blanco, Lazaro	QUE	13
			Borkowski, Steve	OTT	13

<b>Longest Team Winning Streaks/ Plus longue séquence de victoires</b>				<b>Longest Team Losing Streaks/ Plus longue séquence de défaites</b>			
Team	Games	Start	End	Team	Games	Start	End
<i>Équipe</i>	<i>Matches</i>	<i>Début</i>	<i>Fin</i>	<i>Équipe</i>	<i>Matches</i>	<i>Début</i>	<i>Fin</i>
Sussex County	8	7/18	7/25	New Jersey	8	7/19	7/26
Quebec	7	6/24	7/1	Ottawa	8	8/22	8/30
Sussex County	7	7/26	8/2	Ottawa	7	7/10	7/16
Sussex County	6	6/15	6/21	Rockland	6	5/25	5/30
Trois-Rivières	6	7/10	7/15	Ottawa	6	5/30	6/6
Québec	5	5/26	5/30	Trois-Rivières	6	7/28	8/3
Rockland	5	6/3	6/8	Sussex County	6	8/7	8/12
Trois-Rivières	5	7/20	7/24				
New Jersey	5	8/4	8/8				

## Team Batting Game Highs / *Sommets offensifs (équipe)*

**At-Bats/Présences au bâton:** 48, New Jersey vs. Quebec, May 27

**Hits/Coups sûrs:** 24, New Jersey vs. Ottawa, May 31

**Runs/Points marqués:** 23, New Jersey vs. Ottawa, May 31

**RBI/Points produits:** 22, New Jersey vs. Ottawa, May 31

**Doubles/Doubles:** 7, several.

**Triples/Triples:** 2, several.

**Home Runs/Circuits:** 7, New Jersey vs. Ottawa, May 31

**Total Bases/Buts totaux:** 50, New Jersey vs. Ottawa, May 31

**Walks/Buts sur balle:** 12, New Jersey vs. Dominican Republic, June 14

**Strikeouts/Retraits au bâton:** 18, Rockland vs. Sussex County, June 26

**Sacrifice Flies/Ballons sacrifiés:** 3, Sussex County vs. New Jersey, July 19

**Stolen Bases/Buts volés:** 9, Sussex County vs. Rockland, June 12

**Caught Stealing/Retirés en tentative de vol:** 4, New Jersey vs. Quebec, June 22

**Hit by Pitch/Atteint:** 4, Trois-Rivières vs. Ottawa, July 14

**Runners Left on Base/Coueurs laissés sur les sentiers:** 15, Ottawa vs. Sussex County, June 15

**Hit into DP/Doubles jeux:** 4, Quebec vs. Trois-Rivières, July 3

## Team Pitching Game Highs / *Sommets au monticule (équipe)*

**Innings Pitched/Manches lancées:** 13.0, Sussex County vs. Quebec, July 7

**Hits Allowed/Coups sûrs:** 24, Ottawa vs. New Jersey, May 31

**Runs Allowed/Points:** 23, Ottawa vs. New Jersey, May 31

**Strikeouts/Retraits au bâton:** 18, Sussex County vs. Rockland, June 26

**Wild Pitches/Mauvais lancers:** 6, New Jersey vs. Ottawa, August 8

**Hit Batters/Atteint:** 4, Ottawa vs. Trois-Rivières, July 14

## Team Fielding Game Highs / *Sommets en défensive (équipe)*

**Putouts/Retraits:** 39, Sussex County vs. Quebec, July 7

**Assists/Assistances:** 20, Quebec vs. New Jersey, June 23

**Errors/Erreurs:** 6, Rockland vs. Sussex County, June 12

**Passed Balls/Balles passées:** 4, Dominican Republic vs. Sussex County, June 9

## Individual Batting Game Highs / *Sommets offensifs (joueurs)*

**At-Bats/Présences au bâton:** 7, T.J. White, Quebec vs. Sussex County, July 7

**Hits/Coups sûrs:** 5, Michael Suchy, Trois-Rivières vs. Sussex County, May 30 and Alberth Martinez, Trois-Rivières vs. New Jersey, July 23.

**Runs/Points marqués:** 4, Conor Bierfeldt, Rockland vs. Dominican Republic, June 15

**RBI/Points produits:** 6, Taylor Brennan, Trois-Rivières vs. Hollywood, June 22

**Doubles/Doubles:** 3, Audy Ciriaco, Sussex County vs. Trois-Rivières, August 2

**Triples/Triples:** 2, Cody Regis, Rockland vs. Ottawa, August 19

**Home Runs/Circuits:** 2, several.

**Total Bases/Buts totaux:** 10, Daniel Mateo, Sussex County vs. New Jersey, July 19

**Walks/Buts sur balle:** 4, Breland Almadova, Sussex County vs. Ottawa, June 1

**Strikeouts/Retraits au bâton:** 4, Dan Schock, Hollywood vs. Trois-Rivières, June 22

**Sacrifice Flies/Ballons sacrifiés:** 2, several.

**Stolen Bases/Buts volés:** 3, Johnny Ruiz, Sussex County vs. Rockland, June 12

**Caught Stealing/Retirés en tentative de vol:** 2, Breland Almadova, S.C. vs. Quebec, August 11

**Hit by Pitch/Atteint:** 2, Carlos Triunfel, New Jersey vs. Ottawa, May 22

**Runners left on base/Coueurs laissés sur les sentiers:** 5, Javier Herrera, Trois-Rivières vs. Rockland, May 26

**Hit into Double Play/Doubles jeux:** 2, several.

## Individual Pitching Game Highs / *Sommets au monticule (équipe)*

**Innings Pitched/Manches lancées:** 9.0, several.

**Hits Allowed/Coups sûrs:** 15, Sean Bierman, Sussex County vs. Trois-Rivières, August 19

**Runs Allowed/Points:** 11, Steve Borkowski, Ottawa vs. New Jersey, May 31

**Strikeouts/Retraits au bâton:** 12, Justin Brantley, Rockland vs. Trois-Rivières, June 30

**Wild Pitches/Mauvais lancers:** 4, Austin Chrismon, Ottawa vs. New Jersey, July 31

## Individual Fielding Game Highs / *Sommets en défensive (joueurs)*

**Putouts/Retraits:** 17, Luis Alen, Sussex County vs. Rockland, June 26

**Assists/Assistances:** 10, T.J. White, Quebec vs. New Jersey, June 23

**Errors/Erreurs:** 4, Alex Herceg, Rockland vs. Sussex County, June 12

**Passed Balls/Balles passées:** 4, Robert De La Hoz, D.R. vs. Sussex County, June 9



**2018 Monthly Honors/Honneurs mensuels**

Month	Batter of the Month	Pitcher of the Month
June	Martin Figueroa, Sussex County	Jordan Kurokawa, Ottawa
July	Jayce Ray, Sussex County	Jordan Kurokawa, Ottawa
August	Yordan Manduley, Québec	Jacob Evans, Trois-Rivières

**2018 Weekly Honors/Honneurs hebdomadaires**

Week Ending	Batter of the Week	Pitcher of the Week
May 20	Jarred Mederos, Sussex County	Karl Gélinas, Québec
May 27	Cody Regis, Rockland	David Rollins, Sussex County
June 3	Taylor Brennan, Trois-Rivières	Jake Hale, Ottawa
June 10	Martin Figueroa, Sussex County	Jordan Kurokawa, Ottawa
June 17	Conrad Gregor, Rockland	Yasmani Hernandez, New Jersey
June 24	Rubi Silva, Sussex County	David Palladino, Rockland
July 1	Daniel Bick, Ottawa	Vic Black, New Jersey
July 8	Connor Crane, Sussex County	Sean Donatello, Québec
July 15	Marcus Nidiffer, Rockland	David Palladino, Rockland
July 22	Jayce Ray, Sussex County	Andrew Vinson, Sussex County
July 29	Chase Harris, Ottawa	Garrett Johnson, Rockland
August 5	Jared McDonald, Rockland	Jordan Kurokawa, Ottawa
August 12	Kevin Krause, Rockland	Jay Johnson, Québec
August 19	Mike Montville, Rockland	Wendell Floranus, Québec
August 26	T.J. White, Québec	Jacob Evans, Trois-Rivières
Sept. 3	Zach Wilson, Québec	Ethan Elias, Trois-Rivières

**Longest Hitting Streaks/Plus longues séquences avec un coup sûr**

PLAYER JOUEUR	G PJ	AVG MOY	AB AB	R PC	H CS	HR CC	BB BB	OBP %PB	FIRST DÉBUT	LAST FIN
Cody Regis, Rockland	20	.402	82	17	33	7	6	.438	5/18	6/8
Zach Wilson, Québec	18	.394	66	15	26	4	10	.468	8/14	9/1
Chase Harris, Ottawa	16	.359	64	12	23	1	7	.423	7/14	7/29
Audy Ciriaco, Sussex County	16	.323	62	11	20	4	5	.362	8/4	8/21
Dean Green, New Jersey	14	.393	56	13	22	7	6	.444	6/15	6/30
Yordan Manduley, Québec	14	.371	62	8	23	3	3	.400	7/1	8/9
Kevin Krause, Rockland	14	.423	52	7	22	2	5	.466	7/28	8/10
David Harris, New Jersey	14	.404	47	13	19	3	10	.509	8/1	8/14
Yordan Manduley, Québec	14	.397	63	12	25	0	6	.451	8/19	9/3

**Longest Pitching Win Streaks/  
Plus longues séquences de victoires (lanceurs)**

PLAYER LANCEUR	G M	FIRST DÉBUT	LAST FIN
Tyler Alexander, Sussex County	6	5/26	6/26
Cory Jones, Sussex County	5	6/12	7/3
Dylan Brammer, New Jersey	4	6/7	6/26
Karl Gélinas, Québec	4	6/9	6/27
Jordan Kurokawa, Ottawa	4	6/20	7/6
Arik Sikula, Québec	4	6/28	7/14
Jordan Kurokawa, Ottawa	4	7/18	8/3
Austin Chrismon, Ottawa	4	7/25	8/11
Brian Ernst, Rockland	4	7/26	8/12
Chris Murphy, Trois-Rivières	4	8/7	8/25

# 2018 IN REVIEW/RETOUR SUR 2018

One-run games <i>Matches d'un point</i>			Extra-inning games <i>Matches en manches supplémentaires</i>		
TEAM <i>ÉQUIPE</i>	W-L <i>V-D</i>	PCT <i>PCT</i>	TEAM <i>ÉQUIPE</i>	W-L <i>V-D</i>	PCT <i>PCT</i>
Rockland	16-9	.640	Sussex County	3-1	.750
Québec	19-14	.576	New Jersey	4-2	.667
New Jersey	12-10	.545	Québec	5-4	.556
Sussex County	16-15	.516	Rockland	3-3	.500
Trois-Rivières	16-19	.457	Trois-Rivières	4-6	.400
Ottawa	9-15	.375	Ottawa	0-3	.000

## Team Single-Game Batting Highs / *Records au bâton par équipe (par match)*

Team	RBI	H	2B	3B	HR	BB	SO	SB	CS
<b>New Jersey</b>	22	24	7	2	7	12	15	7	4
<b>Ottawa</b>	13	20	6	1	2	10	13	5	3
<b>Québec</b>	10	17	7	2	5	9	13	5	2
<b>Rockland</b>	15	17	7	2	6	12	18	4	2
<b>Sussex County</b>	17	18	7	2	3	11	12	9	3
<b>Trois-Rivières</b>	15	17	7	1	4	10	15	5	2

## Team Single-Game Pitching Highs / *Records des lanceurs par équipe (par match)*

TEAM	IP	H	R	ER	HR	BB	SO	WP
<b>New Jersey</b>	11.0	20	18	14	6	9	17	6
<b>Ottawa</b>	10.2	24	23	15	7	10	15	4
<b>Québec</b>	13.0	16	11	10	4	11	15	5
<b>Rockland</b>	11.0	17	16	16	5	11	16	5
<b>Sussex County</b>	13.0	16	11	10	4	10	18	4
<b>Trois-Rivières</b>	11.0	18	15	14	5	9	15	4

## Monthly Records/*Fiches mensuelles*

New Jersey					Ottawa				
Month	Record	HR	AVG	ERA	Month	Record	HR	AVG	ERA
May	7-5	13	.294	4.08	May	4-8	6	.279	5.55
June	18-11	29	.301	3.98	June	12-16	21	.296	4.48
July	12-14	19	.280	4.84	July	15-10	22	.294	4.83
August	17-12	19	.270	3.68	August	11-19	18	.250	5.53
September	1-3	4	.152	5.28	September	0-3	1	.134	3.96

Québec					Rockland				
Month	Record	HR	AVG	ERA	Month	Record	HR	AVG	ERA
May	7-5	6	.290	3.90	May	7-5	8	.269	4.05
June	20-9	36	.304	3.98	June	15-12	27	.261	4.21
July	11-16	13	.274	4.73	July	16-12	21	.265	4.56
August	15-15	23	.290	5.18	August	17-10	31	.271	3.78
September	4-1	7	.303	3.07	September	3-3	11	.274	6.23

Sussex County					Trois-Rivières				
Month	Record	HR	AVG	ERA	Month	Record	HR	AVG	ERA
May	7-6	7	.234	3.32	May	3-10	6	.247	3.87
June	7-19	9	.248	5.18	June	7-18	15	.253	5.03
July	11-16	20	.267	5.07	July	13-16	8	.278	4.40
August	12-17	17	.278	4.94	August	10-18	9	.254	5.97
September	2-3	7	.297	7.06	September	2-3	3	.328	4.00

**All-Time Win-Loss Percentages**  
*Fiche historique des équipes*

<b>Club (seasons)</b>	<b>W</b>	<b>L</b>	<b>Pct.</b>	<b>Playoffs</b>	<b>Titles</b>
North Shore Spirit (3)	170	104	.620	2	0
Québec Capitales (14)	783	554	.586	12	7
Rockland Boulders (8)	432	354	.550	5	1
Atlantic City Surf (2)	102	84	.548	2	0
Pittsfield Colonials (2)	101	84	.546	2	0
New Jersey Jackals (14)	727	616	.541	10	0
Brockton Rox (7)	349	301	.537	5	0
New Haven County Cutters (3)	146	130	.529	2	0
Worcester Tornadoes (8)	349	399	.467	3	1
Sussex County Miners (4)	185	212	.466	2	1
Nashua Pride/N.H. Defenders (4)	167	202	.453	1	1
Trois-Rivières Aigles (6)	257	336	.433	2	1
Ottawa Rapidz/Champions (5)	211	278	.432	1	1
Sussex Skyhawks (5)	191	271	.413	1	1
Newark Bears (3)	113	180	.386	0	0
Elmira Pioneers (1)	28	64	.304	0	0

**Can-Am League Cities/Villes de la ligue Can-Am**

<b>Connecticut</b>		Kingston	1951
New Haven	2005-07	Ogdensburg	1936-40
<b>Massachusetts</b>		Oneonta	1940-42, 1946-51
Brockton	2005-11	Oswego	1936-40
Lynn (North Shore)	2005-07	Ramapo (Rockland)	2011-
Pittsfield	1941-42, 1946-51, 2010-11	Rome	1937-42, 1946-51
Worcester	2005-12	Schenectady	1946-50
<b>New Hampshire</b>		Utica	1939-42
Nashua	2006-09	Watertown	1936
<b>New Jersey</b>		<b>Ontario</b>	
Atlantic City	2007-08	Brockville	1936-37
Augusta (Sussex)	2006-10, 2015-	Cornwall	1938-39
Little Falls (N.J.)	2005-	Ottawa	'36-'40, 2008, 2015-
Newark	2011-2013	Perth	1936
<b>New York</b>		Perth-Cornwall	1936-37
Amsterdam	1938-42, 1946-51	Smiths Falls	1937
Auburn	1938, 1940	<b>Québec</b>	
Elmira	2005	Québec City	1941-42, 1946-50, 2005-
Gloversville	1937	Trois-Rivières	1941-42, 1946-50, 2013-
Gloversville-Johnstown	1938-42, 1946-51		

**Greatest Season-to-Season Record Changes**

<b>Team</b> <i>Équipe</i>	<b>Seasons</b> <i>Saisons</i>	<b>From</b> <i>De</i>	<b>To</b> <i>À</i>	<b>Improvement</b> <i>Amélioration</i>
Sussex	2007-2008	34-59	52-42	+17.5 games
Sussex County	2017-2018	45-54	63-38	+17 games
New Jersey	2010-2011	42-50	57-36	+14.5 games
Trois-Rivières	2017-2018	39-61	53-49	+13 games
Trois-Rivières	2014-2015	37-59	50-46	+13 games
<b>Team</b> <i>Équipe</i>	<b>Seasons</b> <i>Saisons</i>	<b>From</b> <i>De</i>	<b>To</b> <i>À</i>	<b>Decline</b> <i>Détérioration</i>
Worcester	2011-2012	48-44	29-71	-23 games
Trois-Rivières	2015-2016	50-46	35-65	-17 games
Sussex	2008-2009	52-42	38-56	-14 games
New Jersey	2009-2010	55-39	42-50	-12 games
Rockland	2017-2018	64-35	54-48	-11.5 games
Québec	2005-2006	57-34	44-44	-11.5 games

# NEW JERSEY JACKALS

2018 Results / *Fiche en 2018* : 50-52, 5th/5e

8 Yogi Berra Drive, Little Falls, NJ 07424.

**Phone:** (973) 746-7434. **Fax:** (973) 655-8006.

**Web:** Jackals.com.

**Facebook:** com/JackalsBaseball.

**Twitter:** @JackalsBaseball.



## Front Office/Administration

**Owner/President:** Al Dorso.

**President, Baseball Ops:** Greg Lockard.

**V.P., Operations:** Al Dorso Jr.

**V.P., Marketing:** Mike Dorso.

**Senior Graphic Designer:** William Romano.

**Coordinators, Group Sales:** Gil Addeo, Nicole Cartiano, Angelica Salvemini.

**Manager, Facilities:** Shane White.

**Operations:** Alex Cammarata.

**Social Media:** Carolyn Clites.

## Field Staff/Personnel Baseball

**Manager:** Brooks Carey.

**Coaches:** Jimmy Efre, Scott Iselhart.

**Trainer:** Michael McLaughlin.

**Clubhouse Manager:** Ed Loney.

## Game Day/Jour de match

**Stadium:** Yogi Berra Stadium.

**Year Constructed:** 1998. **Capacity:** 3,784.

**Outfield Dimensions:** 308-398-308.

**Broadcaster:** Alex Cammarata.

**Games Broadcast:** All.

**Outlets:** StretchInternet.com.

**Visiting Club Hotel:** Ramada Inn Wayne, 334 Route 46 East, Wayne, NJ 07470.

**Phone:** (973) 256-7000.

## Field Manager/Gérant Brooks Carey



The 2015 Frontier League Manager of the Year, Brooks Carey returns to New Jersey for his 12th season in professional baseball. In five seasons as the Normal CornBelters' skipper, Carey posted a 248-230 record. His biggest success came in 2015, when Normal was 26 games over .500 and earned its first playoff berth as champion of the West Division. The award-winning season marked a 12.5-game improvement from 2014.

Prior to Normal, Carey's coaching history began in the Can-Am League. In 2008, Carey got his first taste of coaching pro ball as the pitching coach for the Sussex Skyhawks. Carey's first season turned

out to be a rousing success, as he and skipper Hal Lanier guided the Skyhawks to the Can-Am League championship.

Carey served again as the Skyhawks' pitching coach in 2009 before moving with Lanier to Normal and serving as the CornBelters' pitching coach from 2010-11. Carey then left Normal and Lanier in 2012 to become the pitching coach for the Frontier League's Evansville Otters.

The native of Key West, Fla., spent five seasons in professional baseball in the Cincinnati and Baltimore organizations after being drafted out of Florida State in 1978.

## Managerial History

Year	Club	League	Affiliate	Level	Record	Finish	Playoffs
Saison	Équipe	Ligue	Filiale	Niveau	Fiche	Rangée	Séries
2013	Normal	Frontier	--	Ind.	46-50	10th/14	
2014	Normal	Frontier	--	Ind.	48-47	8th/14	
2015	Normal	Frontier	--	Ind.	61-35	2nd/14	Lost Semis
2016	Normal	Frontier	--	Ind.	45-40	8th/12	
2017	Normal	Frontier	--	Ind.	48-48	7th/12	
2018	New Jersey	Can-Am	--	Ind.	50-52	5th/6	

## 2019 Schedule/Calendrier 2019

### Standard home game times/ Heures régulières des matchs à domicile:

Mon-Fri 7:05, Sat 6:05, Sun 2:05.

### Exceptions/Exceptions:

Monday, May 27: 2:05.

Wednesday, May 29: 11:05 a.m.

Wednesday, June 12: 11:05 a.m.

Wednesday, July 14: 11:05 a.m./7:05 (split DH)

Wednesday, July 24: 11:05 a.m.

Wednesday, July 31: 11:05 a.m.

Thursday, August 29: 6:05.

### May/Mai

Fri 17 – Mon 20	@ Ottawa
Tue 21 – Thu 23	@ Quebec
<b>Fri 24 – Mon 27</b>	<b>Trois-Rivières</b>
<b>Tue 28 – Thu 30</b>	<b>Quebec</b>
Fri 31	@ Sussex County

### June/Juin

Sat 1 – Sun 2	@ Sussex County
Tue 4 – Thu 6	@ Trois-Rivières
<b>Fri 7 – Sun 9</b>	<b>Rockland</b>
<b>Wed 12 – Thu 13</b>	<b>Sussex County</b>
Fri 14 – Sun 16	@ Rockland
<b>Tue 18 – Thu 20</b>	<b>Ottawa</b>
<b>Fri 21 – Sun 23</b>	<b>Shikoku Island</b>
Tue 25 – Thu 27	@ Ottawa
<b>Fri 28 – Sun 30</b>	<b>Cuba</b>

### July/Juillet

<b>Mon 1 – Wed 3</b>	<b>Quebec</b>
Thu 4	@ Sussex County
Fri 5 – Sun 7	@ Rockland
<b>Thu 11 – Sun 14</b>	<b>Quebec</b>
<b>Wed 17 (DH) – Thu 18</b>	<b>Sussex County</b>
<b>Fri 19 – Sun 21</b>	<b>Trois-Rivières</b>
Tue 23	@ Sussex County
<b>Wed 24</b>	<b>Sussex County</b>
Thu 25	@ Sussex County
Fri 26 – Sun 28	@ Trois-Rivières
Tue 30	@ Rockland
<b>Wed 31</b>	<b>Rockland</b>

### August/Août

<b>Thu 1</b>	<b>Rockland</b>
<b>Fri 2 – Sun 4</b>	<b>Ottawa</b>
Tue 6	@ Rockland
<b>Wed 7</b>	<b>Rockland</b>
Thu 8	@ Rockland
<b>Fri 9 – Sat 10</b>	<b>Sussex County</b>
Sun 11	@ Sussex County
Mon 12 – Thu 15	@ Quebec
Fri 16 – Sun 18	@ Ottawa
<b>Tue 20 – Thu 22</b>	<b>Rockland</b>
<b>Fri 23 – Sun 25</b>	<b>Ottawa</b>
Tue 27 – Wed 28	@ Sussex County
<b>Thu 29</b>	<b>Sussex County</b>
Fri 30 – Sat 31	@ Trois-Rivières

### September/Septembre

Sun 1 – Mon 2	@ Trois-Rivières
---------------	------------------

## Independent Yearly Results/Fiches dans les ligues indépendantes

Year <i>Année</i>	League <i>Ligue</i>	W <i>V</i>	L <i>D</i>	Pct. <i>Pct.</i>	Place <i>Position</i>	Attendance <i>Assistance</i>	Manager <i>Gérant</i>
1998	Northeast	53	31	.631	1st/8	114,796	Kash Beauchamp
1999	Northern	45	40	.529	2nd/8	129,179	Kash Beauchamp
2000	Northern	31	53	.369	8th/8	119,686	Kash Beauchamp
2001	Northern	45	45	.500	3rd/6	109,126	George Tsamis
2002	Northern	62	27	.697	1st/8	104,100	George Tsamis
2003	Northeast	52	37	.584	1st/8	100,559	Joe Calfapietra
2004	Northeast	54	39	.581	4th/8	106,100	Joe Calfapietra
2005	Can-Am	48	44	.521	5th/8	122,092	Joe Calfapietra
2006	Can-Am	43	48	.473	5th/8	89,385	Joe Calfapietra
2007	Can-Am	49	44	.527	4th/10	107,663	Joe Calfapietra
2008	Can-Am	43	51	.457	6th/8	103,817	Joe Calfapietra
2009	Can-Am	55	39	.585	2nd/6	88,658	Joe Calfapietra
2010	Can-Am	42	50	.457	4th/6	86,014	Joe Calfapietra
2011	Can-Am	57	36	.613	2nd/8	84,865	Joe Calfapietra
2012	Can-Am	59	41	.590	2nd/5	87,206	Joe Calfapietra
2013	Can-Am	55	44	.556	2nd/5	76,883	Joe Calfapietra
2014	Can-Am	55	41	.573	2nd/4	76,423	Joe Calfapietra
2015	Can-Am	54	43	.557	3rd/6	78,913	Joe Calfapietra
2016	Can-Am	62	38	.620	1st/6	74,335	Joe Calfapietra
2017	Can-Am	55	45	.550	3rd/6	91,892	Matt Padgett
2018	Can-Am	50	52	.490	5th/6	83,610	Brooks Carey

## Playoff History/Historique en séries éliminatoires

Year <i>Année</i>	Round <i>Ronde</i>	Opponent <i>Adversaire</i>	Result <i>Rés.</i>	Year <i>Année</i>	Round <i>Ronde</i>	Opponent <i>Adversaire</i>	Result <i>Rés.</i>
1998	Semis	Allentown	W, 2-0	2007	Semis	Nashua	L, 3-2
	<b>Finals</b>	<b>Albany-Colonie</b>	<b>W, 2-0</b>	2009	Semis	Worcester	L, 3-0
1999	Quarters	Allentown	W, 3-0	2010	Semis	Québec	L, 3-0
	Semis	Albany-Colonie	L, 3-1	2011	Semis	Pittsfield	W, 3-0
2001	Quarters	Albany-Colonie	W, 3-0		Finals	Québec	L, 3-1
	Semis	Elmira	W, 3-2	2012	Finals	Québec	L, 4-1
	<b>Finals</b>	<b>Winnipeg</b>	<b>W, 3-1</b>	2013	Finals	Québec	L, 4-3
2002	Quarters	Elmira	W, 3-2	2014	Finals	Rockland	L, 4-2
	Semis	Adirondack	W, 3-2	2015	Semis	Québec	W, 3-2
	<b>Finals</b>	<b>Winnipeg</b>	<b>W, 3-1</b>		Finals	Trois-Rivières	L, 3-2
2003	Semis	Brockton	L, 3-1	2016	Semis	Ottawa	L, 3-1
2004	Semis	Bangor	W, 3-1	2017	Semis	Rockland	L, 3-1
	<b>Finals</b>	<b>North Shore</b>	<b>W, 3-2</b>				

# NEW JERSEY JACKALS

## 2018 Statistics/Statistiques 2018

vs. **Dominican Republic:** 3-0 vs. **Rockland:** 9-13 vs. **Sussex County:** 5-13  
 vs. **Ottawa:** 11-8 vs. **Salina:** 3-0 vs. **Trois-Rivières:** 9-7  
 vs. **Québec:** 10-11

Player Joueur	POS POS	AVG MOY	G PJ	AB AB	R PC	H CS	2B 2B	3B 3B	HR CC	RBI PP	BB BB	HBP FA	SO RAB	SB BV	CS RV	DP DJ	E E
Bautista, Gerald	IF	.200	22	60	12	12	1	0	1	9	8	3	16	0	0	1	3
Cabrera, Rony	IF	.213	74	230	20	49	8	1	3	22	5	1	54	6	2	5	11
Canela, Daniel	1B	.302	84	308	42	93	9	0	10	49	20	1	46	0	2	12	6
Green, Dean	1B	.355	55	217	38	77	13	0	13	43	21	3	22	1	1	7	2
Harris, David	OF	.331	98	344	77	114	16	2	23	68	57	7	92	15	6	6	2
Hinshaw, Jordan	OF	.284	61	201	34	57	10	1	5	33	32	4	56	7	3	10	2
Hofmann, Connor	OF	.247	82	324	49	80	12	4	4	27	26	4	73	19	8	3	8
Meadows, Nolan	OF	.245	88	290	39	71	13	2	10	36	33	3	75	0	0	6	1
Mocahbee, Andy	C	.250	55	128	26	32	9	0	8	25	16	6	39	1	1	2	3
Oldham, Taylor	IF	.322	36	115	20	37	11	0	2	20	16	9	28	11	4	0	7
Ruettiger, John	OF	.296	38	135	19	40	2	0	0	8	7	2	21	8	6	1	6
Spivey, Seth	IF	.281	95	338	44	95	9	4	5	44	40	5	47	2	5	11	8
Torres, Kevin	C	.276	84	275	36	76	16	2	4	35	18	1	40	1	0	8	9
Triunfel, Carlos	IF	.266	100	353	55	94	19	2	7	38	16	9	44	1	5	10	23

Pitcher Lanceur	G P	GS PC	CG PC	IP ML	H CS	R P	ER PM	BB BB	SO RAB	W V	L D	SV VP	2B 2B	3B 3B	ERA MPM
Arneson, Zach	13	0	0	28.0	35	16	15	8	30	2	1	0	1	0	4.82
Black, Vic	15	9	0	55.2	59	33	27	38	37	2	4	1	10	3	4.37
Brammer, Dylan	21	19	1	113.2	116	68	63	50	93	9	8	0	24	4	4.99
Cabrera, Rony	7	0	0	6.1	3	0	0	4	5	0	0	0	1	0	0.00
Castillo, Lendy	2	2	0	11.0	7	2	1	2	17	0	1	0	1	0	0.82
Checo, Mariel	9	9	0	38.0	36	33	32	29	42	2	3	0	6	2	7.58
Cruz, Fernando	1	1	0	8.1	7	3	3	2	8	1	0	0	1	0	3.24
DeLuca, Evan	44	0	0	55.0	52	28	23	27	79	4	0	1	12	1	3.76
Gendron, Chad	4	1	0	7.0	16	6	6	2	2	1	0	0	3	0	7.71
Gercken, Nate	30	2	0	34.2	29	11	8	17	38	2	2	0	6	0	2.08
Hernandez, Yasmani	18	17	0	94.0	98	54	41	43	74	6	6	0	17	3	3.93
Latos, Mat	29	10	1	76.1	66	29	27	31	87	5	4	4	13	3	3.18
Levine, Tyler	9	4	0	33.2	42	29	21	13	15	1	2	0	7	1	5.61
Lopez, Eduar	4	4	1	25.0	20	11	10	14	9	1	3	0	2	0	3.60
Martinez, Justin	5	0	0	8.0	12	9	9	8	2	0	0	0	1	2	10.13
Mazzaro, Vin	34	0	0	46.0	33	12	9	10	44	3	4	10	7	1	1.76
Perez, Pete	12	4	0	23.1	35	25	24	10	22	1	3	0	5	0	9.26
Rodriguez, Alberto	12	11	0	65.2	81	57	45	32	56	3	5	0	13	4	6.17
Schafer, Ricky	6	6	0	30.2	35	22	22	12	34	1	2	0	8	1	6.46
Strayer, Cody	5	0	0	5.2	7	2	1	5	4	0	1	2	0	0	1.59
Velez, Jose	40	0	0	54.0	38	18	10	25	68	5	1	0	7	0	1.67
Vogel, Matt	4	2	0	14.1	6	5	5	8	17	1	1	0	1	0	3.14
Wellander, Jordan	9	1	0	17.2	26	14	13	6	22	0	1	0	4	0	6.62

## All-Time Can-Am League Home-Road Record Fiches à domicile-à l'étranger dans la Ligue Can-Am

Year Année	Home Record Fiche à domicile	Pct. Pct.	Road Record Fiche à l'étranger	Pct. Pct.
2005	24-21	.533	24-23	.511
2006	23-22	.511	20-26	.435
2007	23-22	.511	26-22	.542
2008	27-20	.575	16-31	.340
2009	27-20	.575	28-19	.596
2010	23-23	.500	19-27	.413
2011	36-16	.692	21-20	.512
2012	29-21	.580	30-20	.600
2013	31-18	.633	24-26	.480
2014	27-21	.562	28-20	.583
2015	33-22	.600	21-21	.500
2016	38-15	.717	24-23	.511
2017	28-26	.519	27-19	.587
2018	32-23	.582	18-29	.383
<b>All-Time</b>	<b>401-290</b>	<b>.580</b>	<b>326-326</b>	<b>.500</b>



**Single-Season Records/Records d'équipe**

**Batting Average/Moyenne**

1. Wilton Veras, 2004	.369
2. Sandy Madera, 2007	.364
3. Zach Smithlin, 2005	.358
4. Aaron Fera, 2001	.355
5. Ricardo Cordova, 2005	.352

**Runs Scored/Points marqués**

1. Johnny Bladel, 2017	95
2. Rylan Sandoval, 2017	81
3. Zach Smithlin, 2005	79
Art Charles, 2016	79
<b>5. David Harris, 2018</b>	<b>77</b>

**Hits/Coups sûrs**

1. Johnny Bladel, 2017	135
Zach Smithlin, 2005	135
3. Michael O'Neill, 2016	134
4. Sandy Madera, 2007	125
5. Art Charles, 2016	123

**Doubles/Doubles**

1. Chas Terni, 2002	34
2. Johnny Bladel, 2017	29
Wady Almonte, 2004	29
Wilton Veras, 2004	29
5. Several tied with	28

**Triples/Triples**

1. D. Richardson, 2016	12
2. Ricardo Cordova, 2005	10
Chris Dean, 2000	10
4. Steve Checksfield, 2005	8
5. Johnny Bladel, 2017	7
Eddie Newton, 2016	7
Alonzo Harris, 2014	7
Travis Bailey, 2003	7

**Home Runs/Circuits**

1. Art Charles, 2016	29
2. Joe Dunigan, 2014	27
<b>3. David Harris, 2018</b>	<b>23</b>
Chris Rowan, 2004	23
5. Nick Giarraputo, 2012	22

**RBI/Points Produits**

1. Art Charles, 2016	99
2. Brian Burgamy, 2017	83
3. F. Caraballo, 2012	77
Kevin Grijak, 2004	77
5. Myron Leslie, 2009	75
Sandy Madera, 2007	75
Travis Bailey, 2002	75
C. Cappuccio, 1999	75

**Stolen Bases/Buts volés**

1. Chris Curran, 2013	45
2. Bryan Sabatella, 2012	42
3. Zach Smithlin, 2005	40
4. Sean Smith, 2011	37
5. Felix Sanchez, 2014	36

**ERA/MPM**

1. John DeSilva, 1998	1.57
2. Kevin Gieras, 1998	2.27
3. James Leverton, 2011	2.38
4. Lee Sosa, 2016	2.50
5. Al Wideman, 2009	2.51

**Wins/Victoires**

1. Joel Bennett, 2002	14
2. Steve Fox, 2012	13
Isaac Pavlik, 2011	13
Mike Bertotti, 2002	13
5. Isaac Pavlik, 2012	12

**Losses/Defaites**

1. Aaron Myers, 2006	9
Joe Orloski, 2006	9
Jackson Crowther, 2004	9
<b>4. Dylan Brammer, 2018</b>	<b>8</b>
Aaron Tressler, 2008	8
Aaron Myers, 2003	8
Kevin Pincavitch, 2000	8

**Saves/Victoires protégées**

1. Salvador Sanchez, 2014	25
2. Rusty Tucker, 2009	24
3. Hector Nelo, 2015	21
Rusty Tucker, 2008	21
5. Johnny Hellweg, 2017	19

**Games Pitched/Matches**

1. Robert Stock, 2016	52
2. Chad Rose, 2013	46
Jeff Gogal, 2012	46
<b>4. Evan DeLuca, 2018</b>	<b>44</b>
5. Nate Gercken, 2017	43
Shaun Ellis, 2014	43

**Innings Pitched/Manches**

1. Joe Orloski, 2005	140.1
2. Aaron Myers, 2002	140.0
3. Isaac Pavlik, 2008	135.2
4. Isaac Pavlik, 2012	131.2
Isaac Pavlik, 2011	131.2

**Walks/Buts sur balle**

1. Andres Caceres, 2017	86
2. Lee Sosa, 2016	57
3. David Richardson, 2017	54
<b>4. Dylan Brammer, 2018</b>	<b>50</b>
Josh Brey, 2005	50

**Strikeouts/RAB**

1. Joel Bennett, 2002	141
2. Steve Fox, 2012	129
3. John Walter, 2015	127
4. David Richardson, 2017	119
5. Joel Bennett, 2001	118

**Jackals vs. Opponents - 14 seasons, 727-616, .541 winning pct.**

Opponent	Record	Pct.	Opponent	Record	Pct.	Opponent	Record	Pct.
Adversaire	Fiche	Pct.	Adversaire	Fiche	Pct.	Adversaire	Fiche	Pct.
Atlantic City	10-10	.500	Nashua/N.H.	32-22	.592	St. Paul	9-8	.529
Brockton	50-40	.556	Newark	37-15	.712	Sioux City	2-1	.667
Elmira	9-5	.643	New Haven	15-21	.416	Sioux Falls	2-1	.667
Fargo	5-7	.417	North Shore	15-24	.384	Sussex County	82-68	.547
Gary	4-4	.500	Ottawa	41-38	.519	Trois-Rivières	62-43	.590
Grand Prairie	1-2	.333	Pittsfield	12-22	.353	Wichita	5-7	.417
Kansas City	4-3	.571	Québec	111-118	.485	Winnipeg	2-4	.333
Laredo	3-1	.750	Road Teams	55-18	.753	Worcester	67-54	.554
Lincoln	2-4	.333	Rockland	89-73	.549			

**Most wins vs. opponent, season:** 17, Quebec, 2014.

**Most losses vs. opponent, season:** 14, Pittsfield, 2011.

**Highest winning pct. vs. opponent, season (minimum 6 games):** .842 vs. Worcester, 2012 (16-3).

**Lowest winning pct. vs. opponent, season (minimum 6 games):** .154 vs. Quebec, 2008 (2-11).

# OTTAWA CHAMPIONS

2018 Results / Fiche en 2018 : 41-60, 6th/6e

300 Coventry Road, Ottawa, ON K1K 4P5.

**Phone:** (613) 745-2255.

**Web:** OttawaChampions.com.

**Facebook.com/OttawaChampions.**

**Twitter:** @OttawaChampions.



## Front Office/Administration

**Owner:** Miles Wolff.

**Assistant GM:** Davyd Balloch.

**Dir., Business Ops/Ticketing:** Ian Hooper.

**Director, Communications:** Michael Nellis.

**Game Operations:** Martin Boyce.

**Sales:** Marc Mercier.

## Field Staff/Personnel Baseball

**Manager:** Sébastien Boucher.

**Coach:** Jared Lemieux.

## Game Day/Jour de match

**Stadium:** RCGT Park.

**Year Constructed:** 1993. **Capacity:** 10,332.

**Outfield Dimensions:** 325-404-325.

**Visiting Club Hotel:** Quality Inn and Suites,  
111 rue Bellehumeur, Gatineau, QC J8I 6K5.

**Phone:** (819) 568-5252.

**English Broadcaster:** Mike Nellis.

**English Games Broadcast:** All home.

**English Outlet:** OttawaChampions.com.

**French Broadcaster:** Dominic Murray.

**French Games Broadcast:** All home.

**French Outlet:** OttawaChampions.com.

## Field Manager/Gérant Sébastien Boucher



Sébastien Boucher begins his first season as manager of the Champions after serving as a player-coach for the previous four seasons. One of the most prolific hitters in the history of the Can-Am League, Boucher is the all-time league leader in hits (981), runs (597) and RBIs (545). Prior to Ottawa, Boucher spent six seasons with the Quebec Capitales, helping to lead the team to five Can-Am League championships.

A native of Gatineau, Quebec, Boucher was a seventh-round choice of the Seattle Mariners in the 2004 draft out of Bethune-Cookman (Fla.) College and spent four seasons in the Seattle and Baltimore organizations, reaching as high as Triple-A. He also

played for Canada at the 2006 World Baseball Classic. Active in the region's baseball community, Boucher is the head coach at Polyvalente Nicolas-Gatineau's Sport-Études baseball program and co-owner of Gatineau's Académie de Baseball Ultime.

## Managerial History

Year	Club	League	Affiliate	Level	Record	Finish	Playoffs
Saison	Équipe	Ligue	Filiale	Niveau	Fiche	Rangée	Séries

First season / Première saison

## 2019 Schedule/Calendrier 2019

### Standard home game times/

#### Heures régulières des matchs à domicile:

Monday-Saturday 7:05, Sunday 1:35.

#### Exceptions/Exceptions:

Monday, May 20: 1:35.

Monday, July 1: 1:35.

Monday, September 2: 1:35.

### May/Mai

<b>Fri 17 – Mon 20</b>	<b>New Jersey</b>
Tue 21 – Thu 23	@ Rockland
Fri 24 – Mon 27	@ Sussex County
<b>Tue 28 – Thu 30</b>	<b>Rockland</b>
<b>Fri 31</b>	<b>Trois-Rivières</b>

### June/Juin

<b>Sat 1 – Sun 2</b>	<b>Trois-Rivières</b>
Tue 4 – Thu 6	@ Quebec
Fri 7 – Sun 9	@ Trois-Rivières
<b>Tue 11 – Thu 13</b>	<b>Quebec</b>
<b>Fri 14 – Sun 16</b>	<b>Cuba</b>
Tue 18 – Thu 20	@ New Jersey
<b>Fri 21 – Sun 23</b>	<b>Quebec</b>
<b>Tue 25 – Thu 27</b>	<b>New Jersey</b>
Fri 28 – Sun 30	@ Trois-Rivières

### July/Juillet

<b>Mon 1 – Thu 4</b>	<b>Shikoku Island</b>
<b>Fri 5 – Sun 7</b>	<b>Trois-Rivières</b>
Thu 11 – Sun 14	@ Sussex County
<b>Mon 15 – Wed 17</b>	<b>Rockland</b>
Fri 19 – Sun 21	@ Quebec
Tue 23 – Thu 25	@ Rockland
<b>Fri 26 – Sun 28</b>	<b>Sussex County</b>
Tue 30 – Wed 31	@ Trois-Rivières

### August/Août

Thu 1	@ Trois-Rivières
Fri 2 – Sun 4	@ New Jersey
<b>Tue 6 – Thu 8</b>	<b>Sussex County</b>
<b>Fri 9 – Sun 11</b>	<b>Trois-Rivières</b>
Tue 13 – Thu 15	@ Sussex County
<b>Fri 16 – Sun 18</b>	<b>New Jersey</b>
Tue 20 – Thu 22	@ Quebec
Fri 23 – Sun 25	@ New Jersey
<b>Tue 27 – Thu 29</b>	<b>Rockland</b>
<b>Fri 30 – Sat 31</b>	<b>Quebec</b>

### September/Septembre

<b>Sun 1 – Mon 2</b>	<b>Quebec</b>
----------------------	---------------

### Independent Yearly Results/Fiches dans les ligues indépendantes

Year	League	W	L	Pct.	Place	Attendance	Manager
Année	Ligue	V	D	Pct.	Position	Assistance	Gérant
2008	Can-Am	31	63	.330	8th/8	101,073	Ed Nottle/ Tom Carcione
2015	Can-Am	46	50	.479	5th/6	115,880	Hal Lanier
2016	Can-Am	51	49	.510	4th/6	127,618	Hal Lanier
2017	Can-Am	42	56	.429	5th/6	87,029	Hal Lanier
2018	Can-Am	41	60	.406	6th/6	93,395	Hal Lanier

### Playoff History/Historique en séries éliminatoires

Year	Round	Opponent	Result
2016	Semis	New Jersey	W, 3-2
	Finals	Rockland	W, 3-2

# OTTAWA CHAMPIONS/CHAMPIONS D'OTTAWA

## 2018 Statistics/Statistiques 2018

vs. Hollywood: 3-0

vs. Rockland: 7-8

vs. Sussex County: 7-13

vs. New Jersey: 8-11

vs. Salina: 2-1

vs. Trois-Rivières: 7-15

vs. Québec: 7-12

Player Joueur	POS POS	AVG MOY	G PJ	AB AB	R PC	H CS	2B 2B	3B 3B	HR CC	RBI PP	BB BB	HBP FA	SO RAB	SB BV	CS RV	DP DJ	E E
Bick, Daniel	IF	.276	95	369	57	102	23	4	5	40	23	8	85	22	2	9	9
Blanke, Mike	C	.242	22	66	13	16	2	0	2	6	17	4	14	0	0	7	1
Boucher, Sébastien	CF	.328	101	357	51	117	23	1	1	53	64	2	45	10	5	8	1
Brown, Steve	OF	.244	84	311	43	76	10	1	11	60	25	4	82	9	1	4	2
Brown, Tyler	IF	.200	4	10	2	2	1	0	0	0	0	2	4	0	1	0	0
Caillouet, Jordan	IF	.254	100	394	43	100	24	1	6	52	14	2	77	2	3	10	14
Colby, Zak	C	.298	40	131	13	39	6	0	0	14	23	3	23	0	1	6	3
Delgado, Jeremy	2B	.000	1	4	0	0	0	0	0	0	0	0	1	0	0	0	0
Figueroa, Cyle	C	.214	5	14	1	3	0	0	0	2	0	0	1	0	0	1	0
Guglietti, Vincent	IF	.292	90	319	46	93	19	1	9	45	33	1	59	6	0	9	10
Guillen, Ozney	2B	.211	20	71	4	15	1	1	0	3	4	1	12	0	2	2	5
Harris, Chase	OF	.296	101	372	55	110	18	3	2	29	33	5	75	24	11	2	1
Hungate, Michael	IF	.211	40	123	13	26	6	1	2	6	5	2	40	6	0	5	7
Johnson, Coco	OF	.241	71	253	47	61	17	1	5	30	30	8	57	19	7	4	5
Lee, Bill	DH	.000	1	3	0	0	0	0	0	0	0	0	0	0	0	1	0
Nordgren, Tyler	C	.218	66	197	22	43	3	0	2	18	12	6	31	1	0	11	8
Nyisztor, Steve	IF	.254	38	138	16	35	7	1	3	17	19	0	24	5	1	3	2
Octave, Stephen	C	.000	1	1	0	0	0	0	0	0	0	0	1	0	0	0	0
Portelli, Brian	1B	.208	31	101	11	21	2	0	5	16	11	1	34	0	0	2	3
Pugh, Tillman	OF	.190	9	21	2	4	0	0	0	1	3	1	3	0	2	1	0
Wolfsberg, Ryan	IF	.000	1	3	0	0	0	0	0	0	0	0	2	0	0	0	1
Zirbes, Kyle	IF	.222	25	63	9	14	1	2	0	6	10	2	24	4	0	1	3

Pitcher Lanceur	G P	GS PC	CG PC	IP ML	H CS	R P	ER PM	BB BB	SO RAB	W V	L D	SV VP	2B 2B	3B 3B	ERA MPM
Alvarez, Edilson	13	12	1	84.0	93	48	41	31	53	3	4	0	19	0	4.39
Borkowski, Steve	21	19	2	114.0	130	80	65	38	86	4	9	0	19	4	5.13
Carela, Daniel	30	0	0	34.1	24	17	13	21	52	1	2	1	1	0	3.41
Chrismon, Austin	19	19	3	117.0	133	62	52	28	60	8	10	0	20	4	4.00
Cooper, Andrew	39	0	0	56.0	63	37	25	16	36	0	1	0	12	2	4.02
Gapp, Noah	4	4	0	17.1	23	19	16	13	7	0	2	0	4	1	8.31
Hale, Jake	18	16	0	107.2	96	42	34	25	66	6	7	0	17	3	2.84
Jones, James	13	0	0	14.2	14	7	6	4	11	0	1	0	4	0	3.68
Knigge, Tyler	4	0	0	4.1	2	4	4	5	4	0	1	0	1	0	8.31
Kurokawa, Jordan	19	19	3	118.1	116	36	29	25	90	12	5	0	26	1	2.21
Leach, Ryan	17	0	0	22.0	20	15	13	18	21	0	0	1	7	0	5.32
Maine, Scott	34	0	0	33.0	35	21	17	18	33	4	5	13	5	1	4.64
Rutckyj, Evan	26	9	0	67.0	69	48	42	29	65	2	6	0	7	0	5.64
Sheehan, Miles	26	3	0	54.0	50	29	26	23	39	1	6	1	5	1	4.33
St. Pierre, Bobby	4	0	0	6.0	9	10	9	5	6	0	0	0	2	1	13.50
Vargas, Alex	3	0	0	3.2	4	7	6	4	2	0	1	0	0	0	14.73

## All-Time Can-Am League Home-Road Record

### Fiches à domicile à l'étranger dans la Ligue Can-Am

Year Année	Home Record Fiche à domicile	Pct. Pct.	Road Record Fiche à l'étranger	Pct. Pct.
2008	15-32	.319	16-31	.340
2015	28-26	.519	18-24	.429
2016	30-24	.556	21-25	.457
2017	22-28	.440	20-28	.417
2018	25-29	.463	16-31	.340
<b>All-Time</b>	<b>120-139</b>	<b>.463</b>	<b>91-139</b>	<b>.396</b>

**Ottawa Single-Season Records/Records d'équipe**

**Batting Average/Moyenne**

1. Jabe Bergeron, 2008	.354
<b>2. S. Boucher, 2018</b>	<b>.328</b>
3. Kyle Geiger, 2008	.319
4. A. Cartwright, 2015	.304
5. Bryce Massanari, 2015	.298
Jereme Milons, 2008	.298

**Runs Scored/Points marqués**

1. Jabe Bergeron, 2008	78
2. Sébastien Boucher, 2015	67
3. Daniel Bick, 2017	64
4. Sébastien Boucher, 2016	62
5. Albert Cartwright, 2016	61

**Hits/Coups sûrs**

1. Jabe Bergeron, 2008	124
<b>2. S. Boucher, 2018</b>	<b>117</b>
3. Kyle Geiger, 2008	114
4. J. De Los Santos, 2008	112
<b>5. Chase Harris, 2018</b>	<b>110</b>
Albert Cartwright, 2016	110
Jereme Milons, 2008	110

**Doubles/Doubles**

1. Jabe Bergeron, 2008	29
2. Kenny Bryant, 2016	26
3. Kyle Geiger, 2008	25
4. Jordan Caillouet, 2018	24
<b>5. Daniel Bick, 2018</b>	<b>23</b>
<b>S. Boucher, 2018</b>	<b>23</b>
Gustavo Pierre, 2017	23
Albert Cartwright, 2016	23

**Triples/Triples**

<b>1. Daniel Bick, 2018</b>	<b>4</b>
Chris Winder, 2015	4
<b>3. Chase Harris, 2018</b>	<b>3</b>
Tyson Gillies, 2017	3
Daniel Bick, 2016	3
Matt Helms, 2016	3
Daniel Bick, 2015	3
Sébastien Boucher, 2015	3

**Home Runs/Circuits**

1. Jabe Bergeron, 2008	13
<b>2. Steve Brown, 2018</b>	<b>11</b>
Tyson Gillies, 2017	11
Kenny Bryant, 2016	11
5. Jereme Milons, 2008	10

**RBI/Points Produits**

1. Kenny Bryant, 2016	69
Jabe Bergeron, 2008	69
3. Steve Brown, 2017	62
<b>4. Steve Brown, 2018</b>	<b>60</b>
5. Sébastien Boucher, 2015	59

**Stolen Bases/Buts volés**

1. Albert Cartwright, 2016	26
2. Chase Harris, 2018	24
3. Chris Winder, 2015	23
<b>4. Daniel Bick, 2018</b>	<b>22</b>
Daniel Bick, 2017	22

**ERA/MPM**

<b>1. Jordan Kurokawa, 2018</b>	<b>2.20</b>
2. Austin Chrismon, 2016	2.39
<b>3. Jake Hale, 2018</b>	<b>2.84</b>
4. Andrew Werner, 2015	3.35
5. Yean Carlos Gil, 2016	3.46

**Wins/Victoires**

<b>1. Jordan Kurokawa, 2018</b>	<b>12</b>
Andrew Werner, 2015	12
3. Daniel Cordero, 2016	10
Wilmer Font, 2015	10
5. Steve Borkowski, 2017	9

**Losses/Defaites**

1. Adam Hawes, 2008	13
<b>2. Austin Chrismon, 2018</b>	<b>10</b>
Noel Baca, 2008	10
<b>4. Steve Borkowski, 2018</b>	<b>9</b>
5. Phillippe Aumont, 2017	8
Andrew Werner, 2015	8
Mike Kusiewicz, 2008	8
Fraser Robinson, 2008	8

**Saves/Victoires protégées**

1. Alan DeRatt, 2015	24
2. Tyler Wilson, 2016	14
<b>3. Scott Maine, 2018</b>	<b>13</b>
4. Cardoza Tucker, 2008	7
5. Garrett Cortright, 2017	4
Raydel Sanchez, 2017	4
Angelo Burrows, 2008	4

**Games Pitched/Matches**

1. Tyler Wilson, 2016	42
2. Angelo Burrows, 2008	40
<b>3. Andrew Cooper, 2018</b>	<b>39</b>
4. Alan DeRatt, 2015	38
5. Nick Purdy, 2015	35

**Innings Pitched/Manches**

1. Andrew Werner, 2015	144.2
2. Austin Chrismon, 2016	135.1
3. Austin Chrismon, 2017	125.1
4. Steve Borkowski, 2017	123.0
5. Fraser Robinson, 2008	121.0

**Walks/Buts sur balle**

1. Wilmer Font, 2015	55
2. Steve Borkowski, 2017	53
3. Noel Baca, 2008	47
4. Adam Hawes, 2008	46
5. Andrew Werner, 2015	44

**Strikeouts/Retraits au bâton**

1. Steve Borkowski, 2017	117
2. Austin Chrismon, 2016	108
3. Phillippe Aumont, 2017	103
4. Yean Carlos Gil, 2016	94
5. Austin Chrismon, 2017	93

**All-time vs. opponents - 5 seasons, 211-278, .432 winning pct.**

Opponent	Record	Pct.	Opponent	Record	Pct.	Opponent	Record	Pct.
Adversaire	Fiche	Pct.	Adversaire	Fiche	Pct.	Adversaire	Fiche	Pct.
Atlantic City	3-11	.215	New Jersey	38-41	.481	Trois-Rivières	32-35	.478
Brockton	5-8	.385	Québec	35-51	.407	Wichita	1-3	.250
Fargo	1-2	.333	Road Teams	14-8	.636	Winnipeg	3-3	.500
Gary	0-3	.000	Rockland	18-50	.265	Worcester	5-8	.385
Nashua/N.H.	3-10	.231	Sussex County	47-42	.528			

**Most wins vs. opponent, season:** 14, Sussex County, 2016.

**Most losses vs. opponent, season:** 19, Rockland, 2017.

**Highest winning pct. vs. opponent, season (min. 6 games):** .667 vs. Sussex County, 2016 (14-7).

**Lowest winning pct. vs. opponent, season (min. 6 games):** .136 vs. Rockland, 2017 (3-19).

# CAPITALES DE QUÉBEC

2018 Results / Fiche en 2018 : 58-44, 2nd/2e

100 rue du Cardinal Maurice-Roy, Québec, QC G1K 8Z1.

**Phone:** (418) 521-2266. **Fax:** (418) 521-2255

**Web:** CapitalessdeQuébec.com.

**Facebook.com/CapitalessdeQuébec.**

**Twitter:** @CapitalessQuébec.



## Front Office/Administration

**Owners:** Jean Tremblay, Pierre Tremblay, Marie-Pierre Simard.

**President:** Michel Laplante.

**General Manager:** Bobby Baril.

**Mktg./Community:** Annie-Pier Couture.

**Communications:** Jean Grignon-Francke.

**Merchandise:** Jean-Philippe Otis.

**Accounting:** Marie-Pierre Gosselin.

**Baseball Operations:** Charles Demers.

**Baseball Complex:** Alexandre Harvey.

**Box Office:** Émilie Grenier.

**Promotions/Community:** Janel Laplante.

## Field Staff/Personnel Baseball

**Manager:** Patrick Scalabrini.

**Coach:** Tim Smith.

**Pitching Coach:** Karl Gélinas.

**Trainer:** Jean-François Brochu.

## Game-Day Information/Jour de match

**Stadium:** Stade Canac.

**Broadcaster:** François Paquet.

**Year Constructed:** 1939. **Capacity:** 4,800.

**Radio games broadcast:** Home-30.

**Outfield Dimensions:** 315-385-315.

**Radio outlet:** CHYZ 94.3-FM.


**Web games broadcast:** All home.

**Web broadcast outlet:** chyz.ca.

**Visiting Club Hotel:** Hotel Le Concorde, 1225 Cours du Général-de Montcalm, Québec, QC G1R 4W6.

**Phone:** (800) 363-7440. **Web:** HotelLeConcordeQuébec.com.

## Field Manager/Gérant Patrick Scalabrini



Patrick Scalabrini returns for his tenth campaign at the helm of the Capitaless. Since becoming the club's manager, the native of Sherbrooke, Québec, has put together eight winning seasons and a 464-308 regular-season record, a .601 winning percentage.

In eight seasons as a professional player, Scalabrini was a career .293 hitter with 74 homers and 397 RBI. Scalabrini played for the Capitaless from 2007 to 2009, serving as a player-coach during the final two seasons. He spent a season with the Baltimore Orioles' organization at the Class A level in 2005. In his first professional season, Scalabrini earned Northern League East Rookie of the Year honors in 2002 with Québec, hitting .325 with seven homers and 45 RBI. He played collegiately at Hawaii and at Seminole State.

## Managerial History

Year	Club	League	Affiliate	Level	Record	Finish	Playoffs
Saison	Équipe	Ligue	Filiale	Niveau	Fiche	Rangée	Séries
2010	Québec	Can-Am	–	Ind.	57-37	1st (6)	Lg. Champions
2011	Québec	Can-Am	–	Ind.	64-24	1st (8)	Lg. Champions
2012	Québec	Can-Am	–	Ind.	66-34	1st (5)	Lg. Champions
2013	Québec	Can-Am	–	Ind.	56-42	1st (5)	Lg. Champions
2014	Québec	Can-Am	–	Ind.	46-50	3rd (4)	
2015	Québec	Can-Am	–	Ind.	54-42	2nd (6)	Lost Semis
2016	Québec	Can-Am	–	Ind.	56-44	3rd (6)	Lost Semis
2017	Québec	Can-Am	–	Ind.	65-35	1st (6)	Lg. Champions
2018	Québec	Can-Am	–	Ind.	58-44	2nd (6)	Lost Finals



## 2019 Schedule/Calendrier 2019

## Standard home game times/

*Heures régulières des matchs à domicile:*

Mon-Fri 7:05, Sat 6:05, Sun 1:05.

**May/Mai**

Fri 17 – Mon 20	@ Trois-Rivières
<b>Tue 21 – Thu 23</b>	<b>New Jersey</b>
<b>Fri 24 – Mon 27</b>	<b>Rockland</b>
Tue 28 – Thu 30	@ New Jersey
Fri 31	@ Rockland

**June/Juin**

Sat 1 – Sun 2	@ Rockland
<b>Tue 4 – Thu 6</b>	<b>Ottawa</b>
Fri 7 – Sun 9	@ Sussex County
Tue 11 – Thu 13	@ Ottawa
<b>Fri 14 – Sun 16</b>	<b>Trois-Rivières</b>
<b>Tue 18 – Thu 20</b>	<b>Cuba</b>
Fri 21 – Sun 23	@ Ottawa
<b>Tue 25 – Thu 27</b>	<b>Sussex County</b>
<b>Fri 28 – Sun 30</b>	<b>Shikoku Island</b>

**July/Juillet**

Mon 1 – Wed 3	@ New Jersey
<b>Fri 5 – Sun 7</b>	<b>Sussex County</b>
Thu 11 – Sun 14	@ New Jersey
Tue 16 – Thu 18	@ Trois-Rivières
<b>Fri 19 – Sun 21</b>	<b>Ottawa</b>
<b>Tue 23 – Thu 25</b>	<b>Trois-Rivières</b>
Fri 26 – Sun 28	@ Rockland
Tue 30 – Wed 31	@ Sussex County

**August/Août**

Thu 1	@ Sussex County
<b>Fri 2 – Sun 4</b>	<b>Rockland</b>
<b>Tue 6 – Thu 8</b>	<b>Trois-Rivières</b>
Fri 9 – Sun 11	@ Rockland
<b>Mon 12 – Thu 15</b>	<b>New Jersey</b>
Fri 16 – Sun 18	@ Trois-Rivières
<b>Tue 20 – Thu 22</b>	<b>Ottawa</b>
<b>Fri 23 – Sun 25</b>	<b>Sussex County</b>
<b>Tue 27 – Thu 29</b>	<b>Trois-Rivières</b>
Fri 30 – Sat 31	@ Ottawa

**September/Septembre**

Sun 1 – Mon 2	@ Ottawa
---------------	----------

**Independent Yearly Results/Fiches dans les ligues indépendantes**

Year <i>Année</i>	League <i>Ligue</i>	W <i>V</i>	L <i>D</i>	Pct. <i>Pct.</i>	Place <i>Position</i>	Attendance <i>Assistance</i>	Manager <i>Gérant</i>
1999	Northern	43	43	.500	T-5th (8)	110,559	Jay Ward
2000	Northern	48	37	.565	T-1st (8)	127,303	Jay Ward
2001	Northern	44	47	.484	4th (6)	148,419	Jay Ward
2002	Northern	52	38	.578	T-3rd (8)	152,121	Andy McCauley
2003	Northeast	49	40	.551	4th (8)	152,153	Joe Ferguson
2004	Northeast	58	34	.630	1st (8)	156,899	Darren Bush
2005	Can-Am	57	34	.626	1st (8)	156,663	Michel Laplante
2006	Can-Am	44	44	.500	4th (8)	134,961	Michel Laplante
2007	Can-Am	49	45	.521	5th (10)	161,789	Michel Laplante
2008	Can-Am	58	36	.617	1st (8)	140,933	Michel Laplante
2009	Can-Am	53	41	.564	3rd (6)	164,009	Michel Laplante
2010	Can-Am	57	37	.606	1st (6)	147,978	Patrick Scalabrini
2011	Can-Am	64	26	.711	1st (8)	149,330	Patrick Scalabrini
2012	Can-Am	66	34	.660	1st (5)	161,375	Patrick Scalabrini
2013	Can-Am	56	42	.571	1st (5)	141,396	Patrick Scalabrini
2014	Can-Am	46	50	.479	3rd (4)	121,305	Patrick Scalabrini
2015	Can-Am	54	42	.563	2nd (6)	130,510	Patrick Scalabrini
2016	Can-Am	56	44	.560	3rd (6)	146,946	Patrick Scalabrini
2017	Can-Am	65	35	.650	1st (6)	141,923	Patrick Scalabrini
2018	Can-Am	58	44	.569	2nd (6)	126,483	Patrick Scalabrini

**Playoff History/Historique en séries éliminatoires**

Year <i>Année</i>	Round <i>Ronde</i>	Opponent <i>Adversaire</i>	Result <i>Résultat</i>	Year <i>Année</i>	Round <i>Ronde</i>	Opponent <i>Adversaire</i>	Result <i>Résultat</i>
2000	Quarters	Adirondack	L, 3-1	2010	Semis	New Jersey	W, 3-0
2002	Quarters	Adirondack	L, 3-2		<b>Finals</b>	<b>Pittsfield</b>	<b>W, 3-1</b>
2003	Semis	North Shore	L, 3-0	2011	Semis	Brockton	W, 3-0
2004	Semis	North Shore	L, 3-2		<b>Finals</b>	<b>New Jersey</b>	<b>W, 3-1</b>
2005	Semis	Brockton	W, 3-0	<b>2012</b>	<b>Finals</b>	<b>New Jersey</b>	<b>W, 4-1</b>
	Finals	Worcester	L, 3-0	<b>2013</b>	<b>Finals</b>	<b>New Jersey</b>	<b>W, 4-3</b>
2006	Semis	North Shore	W, 3-2	2015	Semis	New Jersey	L, 3-2
	<b>Finals</b>	<b>Brockton</b>	<b>W, 3-2</b>	2016	Semis	Rockland	L, 3-2
2008	Semis	Atlantic City	W, 3-1	2017	Semis	Sussex County	W, 3-0
	Finals	Sussex	L, 3-0		<b>Finals</b>	<b>Rockland</b>	<b>W, 3-0</b>
2009	Semis	Brockton	W, 3-1	2018	Semis	Rockland	W, 3-1
	<b>Finals</b>	<b>Worcester</b>	<b>W, 3-1</b>		Finals	Sussex County	L, 3-1

# CAPITALES DE QUÉBEC

## 2018 Statistics/Statistiques 2018

vs. Hollywood: 3-0

vs. Rockland: 12-9

vs. Sussex County: 10-7

vs. New Jersey: 11-10

vs. Salina: 2-1

vs. Trois-Rivières: 8-10

vs. Ottawa: 12-7

Player Joueur	POS POS	AVG MOY	G PJ	AB AB	R PC	H CS	2B 2B	3B 3B	HR CC	RBI PP	BB BB	HBP FA	SO RAB	SB BV	CS RV	DP DJ	E E
Antchak, Brad	IF	.253	91	320	45	81	21	0	5	45	26	6	60	15	4	10	11
Avila, Juan	OF	.167	3	12	1	2	1	0	0	2	2	0	3	1	0	0	1
Bautista, Gerald	IF	.333	2	9	1	3	0	0	0	1	0	0	3	0	0	1	0
Craig-St-Louis, Phil	IF	.143	3	7	0	1	0	0	0	0	0	0	2	0	0	0	0
Ehrlich, Adam	C	.247	79	259	29	64	6	1	2	31	31	1	33	0	0	13	3
Figueroa, Steven	IF	.000	1	2	0	0	0	0	0	0	0	0	1	0	0	0	0
Fontaine, Lachlan	OF	.230	52	165	16	38	11	1	2	18	4	0	45	1	2	3	10
Gaylor, Stephen	OF	.247	20	81	14	20	4	1	1	6	3	1	8	8	2	0	0
Gotta, Nick	IF	.242	2	132	18	32	3	0	0	4	20	3	35	6	1	3	3
Ho, Shao-Pin	IF	.125	3	8	0	1	0	0	0	0	2	1	1	0	0	2	1
Lebron, Edgar	OF	.234	34	94	17	22	5	1	0	11	7	4	39	16	1	0	2
Lennerton, Jordan	1B	.000	1	1	0	0	0	0	0	0	1	0	0	0	0	0	0
Llewellyn, Phildrick	C	.263	34	114	15	30	4	0	0	8	6	1	27	8	2	3	4
MacDonald, Riley	IF	.071	6	14	2	1	0	0	0	0	1	0	9	0	1	0	1
Malo, Jonathan	IF	.250	8	24	5	6	1	0	0	2	8	1	3	2	0	0	1
Manduley, Yordan	IF	.337	76	303	43	102	14	1	4	37	26	3	8	17	4	8	8
Martinez, Brandon	DH	.455	3	11	2	5	0	0	0	0	1	0	2	0	1	0	0
McOwen, James	OF	.294	102	381	51	112	28	3	10	50	49	9	81	11	2	5	3
Romanin, Mattingly	IF	.000	2	5	0	0	0	0	0	0	0	1	4	0	0	0	0
Salgueiro, David	OF	.143	7	21	2	3	0	0	0	0	3	3	7	2	1	1	0
Sams, Kalian	OF	.311	72	264	46	82	15	1	11	48	36	2	67	12	4	5	1
Serena, Jordan	IF	.197	35	117	13	23	4	0	1	10	11	2	27	2	4	5	2
Tissenbaum, Maxx	C	.255	79	278	28	71	19	0	4	36	34	10	30	1	0	6	5
Van Stratten, Nick	OF	.311	50	206	32	64	16	2	1	25	20	2	14	12	3	5	1
Vitters, Josh	IF	.247	25	81	12	20	5	0	1	6	7	3	20	0	0	2	8
White, T.J.	IF	.287	78	300	51	86	25	2	11	46	23	13	71	3	0	7	9
Wilson, Liam	IF	.222	5	9	1	2	0	0	0	1	2	0	1	0	0	0	0
Wilson, Zach	1B	.348	38	141	26	49	10	0	6	32	21	1	16	1	1	5	4

Pitcher Lanceur	G P	GS PC	CG PC	IP ML	H CS	R P	ER PM	BB BB	SO RAB	W V	L D	SV VP	2B 2B	3B 3B	ERA MPM
Bayless, Trevor	42	0	0	47.0	32	15	12	13	50	4	5	12	5	2	2.30
Becker, Nolan	21	0	0	22.1	18	4	4	9	30	0	0	11	1	0	1.61
Benitez, Juan	8	7	0	40.1	45	26	22	15	31	0	3	0	9	1	4.91
Berube, Marc-Antoine	3	0	0	2.2	3	3	3	2	2	1	0	0	0	0	10.13
Blanco, Lazaro	15	15	0	88.1	80	37	33	29	81	5	3	0	13	0	3.36
Blevins, Bobby	3	1	0	11.0	6	4	4	9	1	0	0	0	1	0	3.27
Dennis, Will	40	0	0	39.2	40	20	18	18	40	3	2	0	17	1	4.08
Donatello, Sean	24	0	0	27.2	31	16	12	9	34	1	2	5	7	0	3.90
Elliott, Andrew	37	0	0	50.0	41	22	20	17	65	2	0	0	13	0	3.60
Florus, Wendell	6	6	0	31.2	30	14	11	13	32	2	3	0	5	1	3.13
Fontaine, Lachlan	18	0	0	25.1	22	18	13	15	25	2	0	0	8	0	4.62
Gelinas, Karl	16	16	0	99.2	97	43	39	22	81	8	8	0	13	0	3.52
Hanson, Soren	1	1	0	2.1	6	7	6	2	1	0	1	0	2	0	23.14
Hepple, Mike	16	0	0	19.0	9	5	5	18	13	1	0	0	4	0	2.37
Hopkins, Kagen	1	1	0	6.0	10	6	6	1	0	0	1	0	2	1	9.00
Johnson, Jay	28	12	1	89.0	70	32	26	29	77	7	2	1	16	0	2.63
Lee, Brett	17	15	0	87.0	85	49	40	46	68	4	6	0	11	1	4.14
Lemanski, Justin	1	0	0	1.0	0	0	0	0	1	0	0	0	0	0	0.00
Loconsole, Brian	9	0	0	10.2	10	7	7	6	7	0	0	0	3	0	5.91
Maher, Joey	1	0	0	1.0	0	0	0	1	0	0	0	0	0	0	0.00
Paradis Giroux, Dany	1	0	0	1.0	1	2	2	1	1	0	0	0	1	0	18.00
Saad, Phillippe	2	1	0	5.1	9	9	8	2	3	1	1	0	0	0	13.50
Sauvé, Christopher	1	0	0	2.0	3	2	2	1	1	0	0	0	1	0	9.00
Searle, Ryan	13	12	1	72.0	65	30	25	26	60	7	3	0	10	1	3.13
Sikula, Arik	12	12	0	80.1	71	27	23	10	82	8	2	0	14	3	2.58
Stevenson, J.P.	3	1	0	11.0	19	14	13	1	6	0	1	0	4	0	10.64
Vasquez, Mark	6	2	0	16.1	19	13	11	8	11	1	1	0	3	1	6.06

All-Time Can-Am League Home-Road Record - see page 48

Fiches à domicile-à l'étranger dans la Ligue Can-Am - voir page 48

## Single-Season Records/Records d'équipe

### Batting Average/Moyenne

1. Yuniesky Gourriel, 2015	.374
2. S. Boucher, 2014	.366
3. Rene Leveret, 2012	.361
4. B. Fuenmayor, 2014	.347
5. M. Tissenbaum, 2017	.344

### RBI/Points Produits

1. Eddie Lantigua, 2005	112
2. B. Fuenmayor, 2014	99
3. Jordan Lennerton, 2017	82
Pete LaForest, 2009	82
Eddie Lantigua, 2007	82

### Saves/Victoires protégées

1. Nolan Becker, 2017	24
Derek Hooker, 2015	24
3. Chris Cox, 2013	23
4. Alex Santos, 2004	22
5. Cristian Mendoza, 2005	21

### Runs Scored/Points marqués

1. Eddie Lantigua, 2005	81
2. Jonathan Malo, 2012	80
3. Sebastien Boucher, 2012	78
4. Jonathan Malo, 2013	76
Brandon Evans, 2000	76

### Stolen Bases/Buts volés

1. Mike Dumas, 1999	36
2. Josh Colafemina, 2009	33
3. Kalian Sams, 2015	32
4. Benoit Emond, 2001	30
5. Steve Brown, 2012	29
Alex Nunez, 2010	29
Willie James, 2006	29

### Games Pitched/Matches

1. Jordan Mills, 2016	44
2. Mike Sanchez, 1999	43
<b>3. Trevor Bayless, 2018</b>	<b>42</b>
Casey Harman, 2013	42
5. Chris Cox, 2013	41
Guillaume Duguay, 2012	41
Steve Hahn, 2001	41

### Hits/Coups sûrs

1. B. Fuenmayor, 2014	131
2. Yurisbel Gracial, 2017	124
Ivan Naccarata, 2010	124
4. Josue Peley, 2012	122
5. Sébastien Boucher, 2012	119

### ERA/MPM

1. Michel Laplante, 1999	2.06
2. Karl Gelinás, 2015	2.10
Jeff Duda, 2012	2.10
4. Michel Simard, 2008	2.32
5. Luis Valdez, 2008	2.49

### Innings Pitched/Manches

1. Karl Gelinás, 2014	137.0
2. Joe Thomas, 2002	134.0
3. Gabe Ribas, 2006	133.0
4. Karl Gelinás, 2012	132.0
5. Michel Laplante, 1999	131.0

### Doubles/Doubles

1. B. Fuenmayor, 2014	30
Eddie Lantigua, 2002	30
<b>3. James McOwen, 2018</b>	<b>28</b>
Yurisbel Gracial, 2017	28
Pat Deschenes, 2008	28

### Wins/Victoires

1. Jeff Duda, 2012	15
2. Michel Simard, 2008	13
3. Arik Sikula, 2017	12
4. John Mariotti, 2011	11
Matthew Rusch, 2010	11
Keith Dunn, 2003	11
Keith Dunn, 2002	11
Danny Prata, 2002	11
Luis Ramos, 2000	11
Michel Laplante, 1999	11

### Walks/Buts sur balle

1. Zach Staniewicz, 2014	63
2. Reggie Laplante, 2002	51
3. Shawn Ryan, 2006	47
<b>4. Brett Lee, 2018</b>	<b>46</b>
Shawn Ryan, 2007	46
Danny Prata, 2004	46

### Triples/Triples

1. Goefrey Tomlinson, 2006	7
2. Jason Clark, 2000	6
3. James McOwen, 2017	5
Yurisbel Gracial, 2016	5
Brandon Evans, 2000	5

### Strikeouts/Retraits au bâton

1. Michel Laplante, 1999	143
2. Jordy Alexander, 2003	124
3. Karl Gelinás, 2014	123
4. Jeff Duda, 2012	120
5. Arik Sikula, 2017	119
Jeff Harris, 2003	119

### Home Runs/Circuits

1. Eddie Lantigua, 2005	31
2. Pete LaForest, 2009	24
3. Kalian Sams, 2017	23
Balbino Fuenmayor, 2014	23
5. Eddie Lantigua, 2007	21
Carlos Rodriguez, 2003	21

### Losses/Defaites

1. Keith Dunn, 2006	11
<b>2. Karl Gelinás, 2018</b>	<b>8</b>
Chris Allen, 2009	8
Jorge Perez, 2007	8
Steve Hahn, 2001	8
Todd Carl, 1999	8
Mark Lavenia, 1999	8

## All-time vs. opponents - 14 seasons, 783-554, .586 winning pct.

Opponent Adversaire	Record Fiche	Pct. Pct.	Opponent Adversaire	Record Fiche	Pct. Pct.	Opponent Adversaire	Record Fiche	Pct. Pct.
Amarillo	2-1	.667	Lincoln	3-1	.750	Rockland	76-65	.539
Atlantic City	11-14	.440	Nashua/N.H.	28-15	.651	St. Paul	7-6	.539
Brockton	56-52	.519	Newark	41-12	.774	Sioux City	2-1	.667
Elmira	11-2	.846	New Haven	22-18	.550	Sioux Falls	2-5	.286
Fargo-Moorhead	2-1	.667	New Jersey	118-111	.514	Sussex County	80-51	.611
Gary	5-4	.555	North Shore	14-19	.424	Trois-Rivières	79-51	.608
Grand Prairie	2-1	.667	Ottawa	39-28	.583	Wichita	2-1	.667
Kansas City	2-1	.667	Pittsfield	22-12	.647	Winnipeg	9-7	.563
Laredo	2-3	.400	Road Teams	56-12	.824	Worcester	63-45	.583

**Most wins vs. opponent, season:** 18, Sussex, 2009.

**Most losses vs. opponent, season:** 17, New Jersey, 2014.

**Highest winning pct. vs. opponent, season (min. 6 games):** .857 vs. Newark, 2011 (12-2).

**Lowest winning pct. vs. opponent, season (min. 6 games):** .214 vs. Brockton, 2006 (3-11).

# ROCKLAND BOULDERS

2018 Results / *Fiche en 2018: 54-48, 3rd/3e*

**Address:** One Provident Bank Park Drive,  
Pomona, NY 10970.

**Phone:** (845) 364-0009. **Fax:** (845) 364-0001.

**Web:** RocklandBoulders.com.

**Facebook.com/RocklandBoulders.**

**Twitter:** @RcklandBoulders.



## Front Office/Administration

**President/GM:** Shawn Reilly.

**Asst. GM/Box Office:** Megan Ciampo.

**Business Development:** Seth Cantor.

**Director, Finance:** Michele Almash.

**Public Relations/Media:** Steve Balsan.

**Manager, Ticket Sales:** Karen McCombs.

**Asst. Manager, Tickets:** Courtney Vardi.

**Corporate Sales:** Andrew Romanella.

**Account Execs:** Joe Tisbe, Michael O'Brien.

**Promotions Coordinator:** Julie Trainor.

**Facilities/Operations:** Bobby Nodleman.

**Educational Director:** Gail Gultz.

**Community:** Vanessa Mauriello.

**Audio/Visual:** Jim Houston.

**Security/Parking:** Jeff Rinaldi.

**Retail Store Manager:** Deidra Verona.

## Field Staff/Personnel Baseball

**Manager:** Kevin Baez.

**Trainer:** Lori Rahaim.

**Pitching Coach:** Les Lancaster.

## Game-Day Information/ Jour de match

**Stadium:** Provident Bank Park.

**Broadcasters:** Marc Ernay.

**Year Constructed:** 2011. **Capacity:** 4,750.

**Games Broadcast:** 60.

**Outfield Dimensions:** 323-403-313.

**Radio Outlet:** WRCR-1700, WLNA-1420.

**TV Outlet:** Eleven Sports.

**Visiting Club Hotel:** Super 8 Mahwah, 160 New Jersey 17, Mahwah, NJ 07430.

**Phone:** (201) 512-0800. **Web:** Super8.com/Mahwah

## Field Manager/Gérant Kevin Baez



Brooklyn native Kevin Baez enters his first season as manager of the Boulders. He managed 1,087 games with the Long Island Ducks of the Atlantic League over the last eight seasons, posting a 571-516 record with two league titles (2012 and 2013) and six trips to the championship series, including each of the past three seasons.

Baez played 18 seasons professionally and appeared in 63 games over the course of three MLB seasons (1990, 1992-93) for the New York Mets. He continued his playing career primarily at the AAA level over the next decade before joining Long Island in 2002 where he helped the Ducks capture the 2004 Atlantic League championship.

Year	Club	League	Affiliate	Level	Record	Finish	Playoffs
Saison	Équipe	Ligue	Filiale	Niveau	Fiche	Rangée	Séries
2011	Long Island	Atlantic	--	Ind.	82-58	1st/8	Lost Finals
2012	Long Island	Atlantic	--	Ind.	63-74	6th/8	Lg. Champions
2013	Long Island	Atlantic	--	Ind.	63-77	6th/8	Lg. Champions
2014	Long Island	Atlantic	--	Ind.	73-67	5th/8	
2015	Long Island	Atlantic	--	Ind.	80-59	2nd/8	Lost Semifinals
2016	Long Island	Atlantic	--	Ind.	72-68	4th/8	Lost Finals
2017	Long Island	Atlantic	--	Ind.	73-67	4th/8	Lost Finals
2018	Long Island	Atlantic	--	Ind.	69-57	4th/8	Lost Finals

**2019 Schedule/Calendrier 2019**

**Standard home game times/**

**Heures régulières des matchs à domicile:**

Mon-Fri 7:00, Sat 6:30, Sun (June 2-July 7) 1:30, (July 21-September 1) 5:00.

**Exceptions/Exceptions:**

Wednesday, May 22: 10:30 a.m.

Tuesday, June 4: 10:30 a.m.

Wednesday, June 5: 10:30 a.m.

Sunday, June 30: 6:00.

Tuesday, July 2: 4:00 (DH).

Wednesday, July 24: 11:00 a.m.

Tuesday, July 30: 11:00 a.m.

Tuesday, August 6: 11:00 a.m.

**May/Mai**

<b>Thu 16</b>	<b>Sussex County</b>
Fri 17	@ Sussex County
<b>Sat 18</b>	<b>Sussex County</b>
Sun 19	@ Sussex County
<b>Tue 21 – Thu 23</b>	<b>Ottawa</b>
Fri 24 – Mon 27	@ Quebec
Tue 28 – Thu 30	@ Ottawa
<b>Fri 31</b>	<b>Quebec</b>

**June/Juin**

<b>Sat 1 – Sun 2</b>	<b>Quebec</b>
<b>Tue 4 – Thu 6</b>	<b>Sussex County</b>
Fri 7 – Sun 9	@ New Jersey
Tue 11 – Thu 13	@ Trois-Rivières
<b>Fri 14 – Sun 16</b>	<b>New Jersey</b>
<b>Tue 18 – Thu 20</b>	<b>Shikoku Island</b>
Fri 21 – Sun 23	@ Sussex County
<b>Tue 25 – Thu 27</b>	<b>Cuba</b>
Fri 28 – Sat 29	@ Sussex County
<b>Sun 30</b>	<b>Sussex County</b>

**July/Juillet**

<b>Tue 2 (DH) – Thu 4</b>	<b>Trois-Rivières</b>
<b>Fri 5 – Sun 7</b>	<b>New Jersey</b>
<b>Wed 10</b>	<b>All-Star Game</b>
Thu 11 – Sun 14	@ Trois-Rivières
Mon 15 – Wed 17	@ Ottawa
<b>Fri 19 – Sun 21</b>	<b>Sussex County</b>
<b>Tue 23 – Thu 25</b>	<b>Ottawa</b>
<b>Fri 26 – Sun 28</b>	<b>Quebec</b>
<b>Tue 30</b>	<b>New Jersey</b>
Wed 31	@ New Jersey

**August/Août**

Thu 1	@ New Jersey
Fri 2 – Sun 4	@ Quebec
<b>Tue 6</b>	<b>New Jersey</b>
Wed 7	@ New Jersey
<b>Thu 8</b>	<b>New Jersey</b>
<b>Fri 9 – Sun 11</b>	<b>Quebec</b>
Tue 13 – Thu 15	@ Trois-Rivières
<b>Fri 16 – Sun 18</b>	<b>Sussex County</b>
Tue 20 – Thu 22	@ New Jersey
<b>Fri 23 – Sun 25</b>	<b>Trois-Rivières</b>
Tue 27 – Thu 29	@ Ottawa
<b>Fri 30</b>	<b>Sussex County</b>
Sat 31	@ Sussex County

**September/Septembre**

<b>Sun 1</b>	<b>Sussex County</b>
Mon 2	@ Sussex County

**Independent Yearly Results/Fiches dans les ligues indépendantes**

<b>Year</b>	<b>League</b>	<b>W</b>	<b>L</b>	<b>Pct.</b>	<b>Place</b>	<b>Attendance</b>	<b>Manager</b>
<b>Année</b>	<b>Ligue</b>	<b>V</b>	<b>D</b>	<b>Pct.</b>	<b>Position</b>	<b>Assistance</b>	<b>Gérant</b>
2011	Can-Am	40	52	.435	7th (8)	123,518	Dave LaPoint
2012	Can-Am	48	52	.480	3rd (5)	161,375	Dave LaPoint
2013	Can-Am	49	51	.490	3rd (5)	143,231	Jamie Keefe
2014	Can-Am	56	40	.583	1st (4)	146,383	Jamie Keefe
2015	Can-Am	63	34	.649	1st (6)	161,796	Jamie Keefe
2016	Can-Am	58	42	.580	2nd (6)	149,632	Jamie Keefe
2017	Can-Am	64	35	.646	2nd (6)	145,005	Jamie Keefe
2018	Can-Am	54	48	.529	3rd (6)	129,599	Jamie Keefe

**Playoff History/Historique en séries éliminatoires**

<b>Year</b>	<b>Round</b>	<b>Opponent</b>	<b>Result</b>	<b>Year</b>	<b>Round</b>	<b>Opponent</b>	<b>Result</b>
<b>Année</b>	<b>Ronde</b>	<b>Adversaire</b>	<b>Résultat</b>	<b>Année</b>	<b>Ronde</b>	<b>Adversaire</b>	<b>Résultat</b>
<b>2014</b>	<b>Finals</b>	<b>New Jersey</b>	<b>W, 4-2</b>	2017	Semis	New Jersey	W, 3-1
2015	Semis	Trois-Rivières	L, 3-2		Finals	Québec	L, 3-0
2016	Semis	Québec	W, 3-2	2018	Semis	Québec	L, 3-1
	Finals	Ottawa	L, 3-2				

# ROCKLAND BOULDERS

## 2018 Statistics/Statistiques 2018

vs. Dominican Republic: 3-0

vs. Québec: 9-12

vs. Sussex County: 6-13

vs. New Jersey: 13-9

vs. Salina: 3-0

vs. Trois-Rivières: 12-7

vs. Ottawa: 8-7

Player	POS	AVG	G	AB	R	H	2B	3B	HR	RBI	BB	HBP	SO	SB	CS	DP	E
Joueur	POS	MOY	PJ	AB	PC	CS	2B	3B	CC	PP	BB	FA	RAB	BV	RV	DJ	E
Agresti, Jason	C	.198	36	101	7	20	3	0	3	14	16	4	21	0	0	1	7
Bierfeldt, Connor	OF	.253	91	340	63	86	24	1	19	50	50	4	90	4	0	6	1
Canela, Daniel	1B	.154	4	13	1	2	1	0	0	0	1	0	5	0	0	0	1
Dacey, Matt	IF	.171	12	35	6	6	1	0	2	6	2	1	12	0	0	0	1
Gregor, Conrad	IF	.300	98	357	63	107	23	1	10	53	62	2	65	20	4	6	5
Herceg, Alex	C	.262	12	42	7	11	2	0	1	6	2	0	9	0	0	0	5
Krause, Kevin	OF	.331	99	369	68	122	30	2	10	49	41	4	42	13	3	18	5
Martinez, Brandon	IF	.077	5	13	2	1	0	0	0	3	4	0	5	0	0	0	3
McDonald, Jared	OF	.288	66	240	37	69	15	1	6	26	22	0	38	3	3	5	11
Mogues, Mikael	IF	.212	68	212	30	45	11	0	12	36	36	5	79	3	4	1	6
Montville, Mike	OF	.214	98	341	56	73	16	0	21	60	41	7	138	6	3	6	1
Nidiffer, Marcus	C	.287	92	328	47	94	11	2	21	60	46	12	63	0	0	6	4
Regis, Cody	IF	.270	97	367	55	99	17	4	22	62	39	3	89	4	4	2	14
Rodriguez, J.C.	IF	.244	95	365	57	89	13	1	14	39	39	2	106	13	4	5	21
Sandoval, Rylan	IF	.209	26	86	13	18	5	0	2	12	10	3	30	3	0	0	3
Wilson, Aaron	IF	.150	21	60	5	9	0	1	0	6	7	1	27	4	0	2	5
Wilson, Reggie	OF	.250	18	60	9	15	1	0	3	10	11	1	15	8	1	0	3

Pitcher	G	GS	CG	IP	H	R	ER	BB	SO	W	L	SV	2B	3B	ERA
Lanceur	P	PC	PC	ML	CS	P	PM	BB	RAB	V	D	VP	2B	3B	MPM
Biedrzycki, Max	4	0	0	7.2	15	10	9	7	7	0	0	1	0	0	10.57
Brantley, Justin	9	9	1	50.1	52	25	20	13	53	4	4	0	10	1	3.58
Budkevics, Bo	3	2	0	14.2	13	5	5	8	8	1	1	0	2	1	3.07
Deemes, Ryan	5	5	0	29.0	29	10	8	7	28	3	1	0	5	2	2.48
Diaz, Daniel	2	1	0	7.1	16	10	8	4	5	0	2	0	3	1	9.82
Ernst, Brian	10	9	0	49.1	48	24	23	14	39	4	2	0	5	0	4.20
Haley, Trey	13	1	0	10.1	16	10	9	8	8	1	1	0	4	0	7.84
Hansen, Kyle	42	0	0	41.2	42	23	19	12	54	5	1	18	6	1	4.10
Hissong, Travis	14	14	0	68.2	72	44	37	41	47	5	3	0	11	1	4.85
Hopkins, Kagen	8	8	0	41.0	53	36	33	16	24	1	3	0	8	1	7.24
Huberman, Marc	12	1	0	17.0	25	17	13	14	17	2	1	0	10	0	6.88
Johnson, Garrett	16	10	0	58.0	63	36	32	17	72	5	2	1	9	0	4.97
Kaufman, Ari	2	1	0	5.2	11	9	9	3	3	0	1	0	1	1	14.29
Kennedy, Nick	53	1	0	75.1	71	29	26	19	56	5	5	2	8	3	3.11
Kostalos, Matt	39	0	0	41.0	49	28	18	27	27	1	3	1	7	1	3.95
LaRossa, John	1	0	0	1.0	3	3	3	2	1	0	0	0	2	0	27.00
Lalonde, Andy	12	0	0	17.0	13	9	9	7	27	0	1	0	3	0	4.77
Lawrence, Tommy	30	4	0	60.0	75	50	46	26	41	2	4	1	14	2	6.90
McClain, Josh	1	1	0	5.1	3	4	4	2	2	0	1	0	1	0	6.75
Mogues, Mikael	6	0	0	8.2	11	7	7	8	2	0	0	0	3	0	7.27
Moscatiello, Frank	25	4	0	61.1	58	25	19	33	64	4	3	1	11	1	2.79
Palladino, David	20	12	1	71.0	59	27	23	33	79	5	2	0	9	0	2.92
Pennell, Chris	3	3	0	17.2	14	6	5	4	12	1	0	0	3	0	2.55
Sarianides, Nick	6	3	0	19.2	14	14	7	18	21	2	1	0	4	0	3.20
Schaenzer, Brad	12	9	1	50.0	60	30	30	14	22	2	4	0	8	1	5.40
Sosa, Lee	2	1	0	9.0	12	3	3	1	7	0	1	0	1	0	3.00
Topa, Justin	4	3	0	20.1	24	13	10	4	15	1	1	0	7	0	4.43

## All-Time Can-Am League Home-Road Record

### Fiches à domicile-à l'étranger dans la Ligue Can-Am

Year	Home Record	Pct.	Road Record	Pct.
Année	Fiche à domicile	Pct.	Fiche à l'étranger	Pct.
2011	26-25	.510	14-27	.341
2012	26-24	.520	22-28	.440
2013	27-24	.529	22-27	.449
2014	29-19	.604	27-21	.563
2015	35-20	.636	28-14	.667
2016	33-19	.625	25-23	.521
2017	34-19	.642	30-16	.652
2018	35-18	.660	19-30	.388
<b>All-Time</b>	<b>245-168</b>	<b>.593</b>	<b>187-186</b>	<b>.501</b>



## Single-Season Records/Records d'équipe

### Batting Average/Moyenne

1. Junior Arrojo, 2016	.343
2. Jared McDonald, 2015	.337
Joe Maloney, 2015	.337
4. Brandon Pinckney, 2012	.333
5. Stephen Cardullo, 2015	.332

### Runs Scored/Points marqués

1. Joe Maloney, 2015	91
2. Junior Arrojo, 2016	89
3. Joe Maloney, 2017	84
Jared McDonald, 2015	84
5. Keith Brachold, 2012	80

### Hits/Coups sûrs

1. Jared McDonald, 2015	129
2. Joe Maloney, 2015	123
<b>3. Kevin Krause, 2018</b>	<b>122</b>
Dylan Tice, 2017	122
4. Ryan Scoma, 2012	120

### Doubles/Doublets

1. Stephen Cardullo, 2015	34
Danny Bomback, 2013	34
3. Joe Maloney, 2015	33
<b>4. Kevin Krause, 2018</b>	<b>30</b>
5. Jared McDonald, 2017	29

### Triples/Triples

1. Antone DeJesus, 2014	8
2. Jared McDonald, 2015	5
Jerod Edmondson, 2013	5
<b>4. Cody Regis, 2018</b>	<b>4</b>
Mike Fransoso, 2017	4
Mike Fransoso, 2016	4
Pat McKenna, 2016	4
Donnie Webb, 2013	4
Stephen Cardullo, 2013	4
Qualon Millender, 2012	4

### Home Runs/Circuits

1. Joe Maloney, 2017	35
2. Keith Brachold, 2012	29
<b>3. Cody Regis, 2018</b>	<b>22</b>
Marcus Nidiffer, 2015	22
<b>5. Mike Montville, 2018</b>	<b>21</b>
<b>Marcus Nidiffer, 2018</b>	<b>21</b>

### RBI/Points Produits

1. Joe Maloney, 2017	101
2. Marcus Nidiffer, 2015	93
3. Keith Brachold, 2012	84
4. Joe Maloney, 2015	83
5. Marcus Nidiffer, 2016	78

### Stolen Bases/Buts volés

1. Junior Arrojo, 2016	47
2. Junior Arrojo, 2015	43
3. Dylan Tice, 2017	32
4. Mike Fransoso, 2017	30
Donnie Webb, 2013	30

### ERA/MPM

1. Sean Bierman, 2014	2.44
2. Stephen Harrod, 2014	2.86
3. David Fischer, 2016	2.90
4. Richard Salazar, 2015	3.15
5. Richard Salazar, 2016	3.31

### Wins/Victoires

1. Justin Topa, 2017	14
2. Markus Solbach, 2017	11
Richard Salazar, 2015	11
4. Richard Salazar, 2016	10
Richard Salazar, 2014	10

### Losses/Defaites

1. Bobby Blevins, 2013	10
2. Bobby Blevins, 2012	9
3. Bobby Blevins, 2011	8
4. Pat Moran, 2013	7
Jon Velasquez, 2012	7
Pat Moran, 2012	7
Casey Hodges, 2011	7

### Saves/Victoires protégées

1. Adrian Martin, 2011	22
2. Kevin Fuqua, 2013	21
3. Adrian Martin, 2012	19
<b>4. Kyle Hansen, 2018</b>	<b>18</b>
Luis Sanz, 2015	18

### Games Pitched/Matches

<b>1. Nick Kennedy, 2018</b>	<b>53</b>
2. Pat Butler, 2016	47
Garrett Johnson, 2012	47
4. Adrian Martin, 2012	46
5. Thomas Lawrence, 2017	45

### Innings Pitched/Manches

1. Bobby Blevins, 2013	144.1
2. Pat Moran, 2013	139.2
3. Pat Moran, 2012	139.0
4. Bobby Blevins, 2012	135.2
5. Bobby Blevins, 2011	131.0

### Walks/Buts sur balle

1. David Fischer, 2016	62
2. Jon Velasquez, 2012	60
3. Stephen Harrod, 2015	50
4. Richard Salazar, 2016	46
5. Pat Moran, 2012	45
John Muller, 2011	45
Jon Velasquez, 2011	45

### Strikeouts/Retraits au bâton

1. David Fischer, 2016	110
2. Jon Velasquez, 2011	109
3. Pat Moran, 2012	108
4. Richard Salazar, 2016	104
5. Richard Salazar, 2015	100
Pat Moran, 2013	100

## All-time vs. opponents - 8 seasons, 438-354, .553 winning pct.

Opponent Adversaire	Record Fiche	Pct. Pct.	Opponent Adversaire	Record Fiche	Pct. Pct.	Opponent Adversaire	Record Fiche	Pct. Pct.
Amarillo	3-0	1.000	Lincoln	7-5	.583	St. Paul	7-6	.539
Brockton	5-8	.385	Newark	31-23	.574	Sioux City	2-5	.286
Fargo	8-8	.500	New Jersey	73-89	.451	Sussex Cnty.	46-28	.622
Gary	3-0	1.000	Ottawa	50-18	.736	Trois-Rivières	71-39	.646
Grand Prairie	1-3	.250	Pittsfield	8-7	.533	Wichita	0-4	.000
Joplin	3-0	1.000	Québec	65-76	.461	Winnipeg	1-2	.333
Kansas City	3-6	.333	Road Teams	30-10	.750	Worcester	17-17	.500

**Most wins vs. opponent, season:** 19, Ottawa, 2017.

**Most losses vs. opponent, season:** 14, New Jersey, 2014.

**Highest winning pct. vs. opponent, season (minimum 6 games):** .863 vs. Ottawa, 2017 (19-3).

**Lowest winning pct. vs. opponent, season (minimum 6 games):** .167 vs. Quebec, 2011 (2-10).

# SUSSEX COUNTY MINERS

2018 Results / *Fiche en 2018* : 63-38, 1st/1e

**Address:** 94 Championship Place,  
Box 11, Augusta, NJ 07822.  
**Phone:** (973) 383-7644.  
**Fax:** (973) 383-7522.  
**Web:** SCMiners.com.  
**Facebook.com/SussexCountyMiners.**  
**Twitter:** @SCMiners.



## Front Office/Administration

**Owner/President:** Al Dorso.  
**President, Baseball Ops:** Greg Lockard.  
**Vice President, Operations:** Al Dorso, Jr.  
**Vice President, Marketing:** Mike Dorso.  
**General Manager:** Justin Ferrarella.  
**Media Relations:** Bret Leuthner, Sean Bretherick.  
**Corp. Partnerships:** Joann Ciancitto.  
**Head Groundskeeper:** Ricky Tier.  
**Youth Programs:** Adrienne Lina.  
**Graphic Designers:** Will Romano, Georgina Fakhoury.  
**Social Media:** Carolyn Clites.

## Field Staff/Personnel Baseball

**Manager:** Bobby Jones.  
**Coaches:** Simon Walters, Vladimir Fontalvo.

## Game-Day Information/Jour de match

**Stadium:** Skylands Stadium.  
**Year Constructed:** 1994. **Capacity:** 4,200.  
**Outfield Dimensions:** 330-392-330.  
**Visiting Club Hotel:** Super 8 Mahwah, 160 New Jersey 17, Mahwah, NJ 07430.  
**Phone:** (201) 512-0800. **Web:** Super8.com/Mahwah.  
**Broadcaster:** Bret Leuthner.  
**Games Broadcast:** All.  
**Outlets:** SussexCountyMiners.com.

## Field Manager/Gérant Bobby Jones



Orange, N.J., native and former big-league pitcher Bobby Jones returns for his fourth season with the Miners in 2019 after winning the franchise's first championship and leading the squad to the league's best regular-season record in 2018.

Jones spent the 2013 through 2015 seasons as the pitching coach of the Rockland Boulders, helping to lead the team to the 2014 league championship and the Can-Am's best regular-season record in 2015.

The lefthander spent parts of six seasons in the bigs with Boston, San Diego, Colorado and the New York Mets, appearing in 99 career major-league games. In addition, Jones was the starting

pitcher in Game 4 of the 2000 National League Championship Series for the Mets against St. Louis.

Jones, who played a total of 15 professional seasons, was originally a 44th-round draft pick of Milwaukee in the 1992 draft.

## Managerial History

Year	Club	League	Affiliate	Level	Record	Finish	Playoffs
Saison	Équipe	Ligue	Filiale	Niveau	Fiche	Rangée	Séries
2016	Sussex County	Can-Am	-	Ind.	39-61	5th (6)	
2017	Sussex County	Can-Am	-	Ind.	45-54	4th (6)	Lost Semis
2018	Sussex County	Can-Am	-	Ind.	63-38	1st (6)	Lg. Champions

## 2019 Schedule/Calendrier 2019

### Standard home game times/

#### Heures régulières des matchs à domicile:

Mon 2:05, Tue-Fri 7:05, Sat 6:05,  
Sun 2:05 (May-June), 4:05 (July-August).

#### Exceptions/Exceptions:

Wednesday, May 22: Split DH, 10:35a/7:05.  
Thursday, July 4: 6:05.  
Tuesday, July 23: 10:35 a.m.  
Wednesday, August 14: 1:05.

### May/Mai

Thu 16	@ Rockland
<b>Fri 17</b>	<b>Rockland</b>
Sat 18	@ Rockland
<b>Sun 19</b>	<b>Rockland</b>
<b>Wed 22 (DH) – Thu 23</b>	<b>Trois-Rivières</b>
<b>Fri 25 – Mon 27</b>	<b>Ottawa</b>
Tue 28 – Wed 29	@ Trois-Rivières
<b>Fri 31</b>	<b>New Jersey</b>

### June/Juin

<b>Sat 1 – Sun 2</b>	<b>New Jersey</b>
Tue 4 – Thu 6	@ Rockland
<b>Fri 7 – Sun 9</b>	<b>Quebec</b>
Wed 12 – Thu 13	@ New Jersey
<b>Fri 14 – Sun 16</b>	<b>Shikoku Island</b>
<b>Tue 18 – Thu 20</b>	<b>Trois-Rivières</b>
<b>Fri 21 – Sun 23</b>	<b>Rockland</b>
Tue 25 – Thu 27	@ Quebec
<b>Fri 28 – Sat 29</b>	<b>Rockland</b>
Sun 30	@ Rockland

### July/Juillet

<b>Tue 2 – Wed 3</b>	<b>TBA</b>
<b>Thu 4</b>	<b>New Jersey</b>
Fri 5 – Sun 7	@ Quebec
<b>Thu 11 – Sun 14</b>	<b>Ottawa</b>
Wed 17 (DH) – Thu 18	@ New Jersey
<b>Fri 19 – Sun 21</b>	<b>Rockland</b>
<b>Tue 23</b>	<b>New Jersey</b>
Wed 24	@ New Jersey
<b>Thu 25</b>	<b>New Jersey</b>
Fri 26 – Sun 28	@ Ottawa
<b>Tue 30 – Wed 31</b>	<b>Quebec</b>

### August/Août

<b>Thu 1</b>	<b>Quebec</b>
<b>Fri 2 – Sun 4</b>	<b>Trois-Rivières</b>
Tue 6 – Thu 8	@ Ottawa
Fri 9 – Sat 10	@ New Jersey
<b>Sun 11</b>	<b>New Jersey</b>
<b>Tue 13 – Thu 15</b>	<b>Ottawa</b>
<b>Fri 16 – Sun 18</b>	<b>Rockland</b>
Mon 19 – Thu 22	@ Trois-Rivières
Fri 23 – Sun 25	@ Quebec
<b>Tue 27 – Wed 28</b>	<b>New Jersey</b>
Thu 29	@ New Jersey
Fri 30	@ Rockland
<b>Sat 31</b>	<b>Rockland</b>

### September/Septembre

Sun 1	@ Rockland
<b>Mon 2</b>	<b>Rockland</b>

### Miners Yearly Results/Fiches des Miners

Year	League	W	L	Pct.	Place	Attendance	Manager
Année	Ligue	V	D	Pct.	Position	Assistance	Gérant
2015	Can-Am	38	59	.392	6th (6)	56,988	Steve Shirley/ Brent Metheny
2016	Can-Am	39	61	.390	5th (6)	90,237	Bobby Jones
2017	Can-Am	45	54	.455	4th (6)	80,442	Bobby Jones
2018	Can-Am	63	38	.624	1st (6)	74,827	Bobby Jones

### Playoff History/Historique en séries éliminatoires

Year	Round	Opponent	Result	Year	Round	Opponent	Result
Année	Ronde	Adversaire	Résultat	Année	Ronde	Adversaire	Résultat
2017	Semis	Québec	L, 3-0	2018	Semis	Trois-Rivières	W, 3-2
					Finals	Québec	W, 3-1

# SUSSEX COUNTY MINERS

## 2018 Statistics/Statistiques 2018

vs. Dominican Republic: 3-0

vs. Québec: 7-10

vs. Salina: 3-0

vs. New Jersey: 13-5

vs. Rockland: 13-6

vs. Trois-Rivières: 11-10

vs. Ottawa: 13-7

Player <i>Joueur</i>	POS <i>POS</i>	AVG <i>MOY</i>	G <i>PJ</i>	AB <i>AB</i>	R <i>PC</i>	H <i>CS</i>	2B <i>2B</i>	3B <i>3B</i>	HR <i>CC</i>	RBI <i>PP</i>	BB <i>BB</i>	HBP <i>FA</i>	SO <i>RAB</i>	SB <i>BV</i>	CS <i>RV</i>	DP <i>DJ</i>	E <i>E</i>
Alen, Luis	C	.316	73	231	21	73	12	0	4	49	23	3	18	5	3	7	5
Almadova, Breland	OF	.257	97	319	59	82	7	3	0	29	59	6	78	51	17	9	1
Ciriaco, Audy	IF	.294	100	367	75	108	15	3	11	65	41	1	48	18	4	10	5
Correa, Christian	C	.292	50	154	22	45	8	0	2	26	14	5	21	1	2	2	7
Crane, Connor	OF	.254	56	177	27	45	9	2	1	15	13	8	48	12	7	0	1
Figueroa, Martin	IF	.328	96	308	65	101	20	6	5	50	57	14	35	20	7	10	10
Fussell, John	OF	.200	13	25	6	5	3	0	0	4	5	1	5	0	1	0	1
Glenn, Alex	OF	.226	29	84	7	19	3	2	0	6	6	2	23	8	1	0	1
Mateo, Daniel	IF	.260	49	173	28	45	10	2	4	27	16	3	18	7	4	4	0
McDonald, Jared	OF	.305	20	59	12	18	3	0	0	7	9	1	7	4	4	0	1
Mederos, Jarred	IF	.271	97	328	49	89	16	1	2	43	47	4	85	22	6	5	16
Ray, Jayce	OF	.279	86	315	52	88	20	6	5	55	36	7	48	31	9	8	5
Reynolds, Mikey	IF	.335	98	355	78	119	28	3	1	52	41	5	52	45	19	4	17
Ruiz, Johnny	IF	.182	18	33	11	6	1	0	0	0	10	1	9	5	0	0	3
Schultz, John	OF	.185	13	27	8	5	0	0	0	1	8	1	6	2	2	0	0
Silva, Rubi	OF	.385	28	109	22	42	5	1	4	26	3	0	20	8	0	4	3
Woods, K.J.	IF	.176	6	17	1	3	1	0	1	3	3	0	8	0	0	1	0
Zaharion, Nick	OF	.290	42	100	10	29	10	0	0	14	7	3	20	0	0	4	0

Pitcher <i>Lanceur</i>	G <i>P</i>	GS <i>PC</i>	CG <i>PC</i>	IP <i>ML</i>	H <i>CS</i>	R <i>P</i>	ER <i>PM</i>	BB <i>BB</i>	SO <i>RAB</i>	W <i>V</i>	L <i>D</i>	SV <i>VP</i>	2B <i>2B</i>	3B <i>3B</i>	ERA <i>MPM</i>
Alexander, Tyler	7	7	1	47.2	42	21	19	17	49	6	0	0	4	0	3.59
Bierman, Sean	2	2	0	7.0	17	10	9	1	3	0	1	0	1	0	11.57
Blandino, Matt	1	0	0	1.2	3	1	1	0	1	0	0	0	1	0	5.40
Cruz, Edward	6	1	0	11.1	6	5	3	7	13	0	1	0	0	1	2.38
Cummings, Jordan	11	11	1	63.2	71	36	34	20	51	4	4	0	15	1	4.81
Demchak, Alex	30	0	0	31.1	27	9	6	10	35	2	1	10	5	0	1.72
Fishberg, Alex	3	0	0	3.1	2	6	5	6	3	0	0	0	0	0	13.50
Garcia, Martire	19	1	0	28.1	16	12	12	27	38	1	1	1	5	0	3.81
Grendell, Kevin	34	1	0	55.0	42	19	16	30	51	4	1	1	6	0	2.62
Jones, Brent	11	0	0	10.2	15	14	14	9	14	0	2	4	1	0	11.81
Jones, Cory	18	17	2	111.2	113	52	44	48	62	11	3	0	23	4	3.55
Kaufman, Ari	1	0	0	1.0	2	1	1	1	2	0	0	0	0	0	9.00
Koplove, Kenny	31	9	2	86.1	61	31	25	41	78	7	4	2	10	2	2.61
Kostallos, Matt	8	0	0	12.1	6	2	0	4	12	2	0	0	0	0	0.00
McCoy, Mark	15	6	0	42.2	46	27	19	25	31	3	2	0	6	0	4.01
Muhammad, ElHajj	28	0	0	24.0	27	14	12	11	29	2	2	3	1	1	4.50
Nina, Aroni	1	0	0	0.1	2	3	3	1	0	0	0	0	0	0	81.00
Rollins, David	16	16	1	113.0	90	35	28	31	105	9	3	0	13	4	2.23
Thonvold, Lance	3	0	0	4.1	0	0	0	6	3	0	0	0	0	0	0.00
Vinson, Andrew	20	16	5	101.2	95	49	47	43	70	7	5	0	21	1	4.16
Wagner, Michael	10	8	1	52.0	59	32	28	19	50	3	5	0	10	1	4.85
Zayas, Gianni	6	6	0	30.0	28	26	21	25	25	2	3	0	4	1	6.30

## All-Time Miners Home-Road Record

### Fiches à domicile-à l'étranger des Miners

Year <i>Année</i>	Home Record <i>Fiche à domicile</i>	Pct. <i>Pct.</i>	Road Record <i>Fiche à l'étranger</i>	Pct. <i>Pct.</i>
2015	26-29	.473	12-30	.286
2016	26-26	.500	13-35	.271
2017	30-22	.577	15-32	.319
2018	41-13	.759	22-25	.468
<b>All-Time</b>	<b>123-90</b>	<b>.578</b>	<b>62-122</b>	<b>.337</b>

## Miners Single-Season Records/Records d'équipe

### Batting Average/Moyenne

1. Jay Austin, 2016	.341
<b>2. Mikey Reynolds, 2018</b>	<b>.335</b>
<b>3. Martin Figueroa, 2018</b>	<b>.328</b>
<b>4. Luis Alen, 2018</b>	<b>.316</b>
5. Rubi Silva, 2017	.305

### Runs Scored/Points marqués

<b>1. Mikey Reynolds, 2018</b>	<b>78</b>
<b>2. Audy Ciriaco, 2018</b>	<b>75</b>
3. Jay Austin, 2016	66
<b>4. Martin Figueroa, 2018</b>	<b>65</b>
<b>5. Breland Almadova, 2018</b>	<b>59</b>

### Hits/Coups sûrs

1. Jay Austin, 2016	130
<b>2. Mikey Reynolds, 2018</b>	<b>119</b>
Rubi Silva, 2017	119
<b>4. Audy Ciriaco, 2018</b>	<b>108</b>
Nick Giarraputo, 2016	108

### Doubles/Doublets

<b>1. Mikey Reynolds, 2018</b>	<b>28</b>
2. Jay Austin, 2016	23
3. Jay Baum, 2017	21
Nick Giarraputo, 2016	21
Devin Thaut, 2015	21

### Triples/Triples

1. Rubi Silva, 2017	7
<b>2. Martin Figueroa, 2018</b>	<b>6</b>
<b>Jayce Ray, 2018</b>	<b>6</b>
4. Jay Austin, 2016	5
5. Jay Austin, 2017	4
Adron Chambers, 2017	4
Ryan Dent, 2016	4
Ryan Mathews, 2015	4

### Home Runs/Circuits

1. Chris Jacobs, 2016	21
<b>2. Audy Ciriaco, 2018</b>	<b>11</b>
3. J.J. Fernandez, 2017	10
Chase McDonald, 2017	10
Brenden Webb, 2016	10
Kenny Bryant, 2015	10

### RBI/Points Produits

1. Chris Jacobs, 2016	70
<b>2. Audy Ciriaco, 2018</b>	<b>65</b>
3. Rubi Silva, 2017	57
<b>4. Jayce Ray, 2018</b>	<b>55</b>
<b>5. Mikey Reynolds, 2018</b>	<b>52</b>

### Stolen Bases/Buts volés

<b>1. Breland Almadova, 2018</b>	<b>51</b>
<b>2. Mikey Reynolds, 2018</b>	<b>45</b>
3. Jay Austin, 2016	40
<b>4. Jayce Ray, 2018</b>	<b>31</b>
5. Rubi Silva, 2017	26

### ERA/MPM

<b>1. David Rollins, 2018</b>	<b>2.23</b>
<b>2. Kenny Koplove, 2018</b>	<b>2.61</b>
3. Shawn Sanford, 2015	3.14
4. Gianni Zayas, 2017	3.42
<b>5. Cory Jones, 2018</b>	<b>3.55</b>

### Wins/Victoires

<b>1. Cory Jones, 2018</b>	<b>11</b>
<b>2. David Rollins, 2018</b>	<b>9</b>
Gianni Zayas, 2017	9
<b>4. Kenny Koplove, 2018</b>	<b>7</b>
<b>Andrew Vinson, 2018</b>	<b>7</b>
Michael Suk, 2016	7
Francisco Rodriguez, 2016	7

### Losses/Defaites

1. Matt Sommo, 2015	12
2. Jamie Walczak, 2015	11
3. Gianni Zayas, 2017	10
Joe Donino, 2016	10
5. Michael Suk, 2016	8

### Saves/Victoires protégées

1. Joe Testa, 2015	18
<b>2. Alex Demchak, 2018</b>	<b>10</b>
3. Mark McCoy, 2017	8
4. Andres Santiago, 2016	6
5. Jesse Beal, 2016	5

### Games Pitched/Matches

1. Mark McCoy, 2017	43
2. El'Hajj Muhammad, 2017	40
3. Josh Wood, 2016	39
4. Tony Amezcuca, 2015	38
Joe Testa, 2015	38

### Innings Pitched/Manches

1. Jamie Walczak, 2015	117.0
2. M. Tamburino, 2017	116.2
3. Matt Sommo, 2015	116.1
<b>4. David Rollins, 2018</b>	<b>113.0</b>
<b>5. Cory Jones, 2018</b>	<b>111.2</b>

### Walks/Buts sur balle

1. Jamie Walczak, 2015	60
<b>2. Cory Jones, 2018</b>	<b>48</b>
3. Joe Donino, 2016	44
<b>4. Andrew Vinson, 2018</b>	<b>43</b>
5. Francisco Rodriguez, 2016	42

### Strikeouts/Retraits au bâton

1. M. Tamburino, 2017	115
2. Jamie Walczak, 2015	108
<b>3. David Rollins, 2018</b>	<b>105</b>
4. Joe Donino, 2016	91
<b>5. Kenny Koplove, 2018</b>	<b>78</b>

## All-time vs. opponents - 4 seasons, 185-212, .466 winning pct.

Opponent	Record	Pct.	Opponent	Record	Pct.	Opponent	Record	Pct.
Adversaire	Fiche	Pct.	Adversaire	Fiche	Pct.	Adversaire	Fiche	Pct.
Fargo	2-2	.500	Ottawa	33-42	.440	Rockland	28-46	.378
New Jersey	36-38	.487	Québec	26-38	.406	Trois-Rivières	40-32	.556
			Road Teams	18-13	.581			

**Most wins vs. opponent, season:** 13, Rockland, New Jersey and Ottawa, 2018.

**Most losses vs. opponent, season:** 14, Ottawa and Rockland, 2016.

**Highest winning pct. vs. opponent, season (minimum 6 games):** .722, New Jersey, 2018 (13-5).

**Lowest winning pct. vs. opponent, season (minimum 6 games):** .235, Rockland, 2017 (4-13).

# AIGLES DE TROIS-RIVIÈRES

2018 Results / Fiche en 2018 : 53-49, 4th/4e

**Mailing Address:** C.P. 1236,  
Trois-Rivières, QC G9A 5K8.

**Stadium/GPS Address:** 1760 Avenue Gilles-  
Villeneuve, Trois-Rivières, QC G9A 5K8.

**Phone:** (819) 379-0404. **Fax:** (819) 379-5087.

**Web:** LesAiglesTR.com.

**Facebook.com/**LesAiglesTR.

**Twitter:** @AiglesCanAm.



## Front Office/Administration

**President:** Marc-André Bergeron.

**General Manager:** René Martin.

**Accounting:** Frédérik Bélanger.

**Comm./Mktg.:** Zoé Labranche-Newbury.

**Communications Asst.:** Alex Boucher.

**Marketing Asst.:** William Grenier.

**Box Office:** Sylvie Dubé.

## Field Staff/Personnel Baseball

**Manager:** T.J. Stanton.

**Hitting Coach:** Kole Zimmerman.

## Game-Day Information/Jour de match

**Stadium:** Stade Fernand-Bédard.

**Broadcaster:** Simon Laliberté.

**Year Constructed:** 1938. **Capacity:** 4,500.

**Games Broadcast:** 65.

**Outfield Dimensions:** 342-372-342.

**Outlet:** CFOU-89.1 FM, cfou.ca.

**Visiting Club Hotel:** Delta Downtown, 1620 Notre-Dame Centre, Trois-Rivières, QC G9A 6E5. **Phone:** (819) 372-5998. **Fax:** (819) 372-5975.

## Field Manager/Gérant T.J. Stanton



T.J. Stanton begins his third full season with the Aigles after leading the team to a 13-game improvement in 2018. Previously, the native of Florida also managed the Garden State Grays during the second half of the 2015 campaign.

Stanton had been the Québec Capitales' pitching coach since 2013. In 2011 and 2012, he served as Québec's closer, registering 33 saves over two seasons. Also spending time with the New Jersey Jackals and Sussex Skyhawks, he is tied for #5 all-time in with 44 Can-Am League saves.

Drafted by the Atlanta Braves in 2002, Stanton played 11 seasons professionally, also spending time in the Los Angeles Angels organization.

## Managerial History

Year	Club	League	Affiliate	Level	Record	Finish	Playoffs
Saison	Équipe	Ligue	Filiale	Niveau	Fiche	Rangée	Séries
2015	Garden State	Can-Am	--	Ind.	8-25		
2016	Trois-Rivières	Can-Am	--	Ind.	19-27		
2017	Trois-Rivières	Can-Am	--	Ind.	39-61	6th/6	
2018	Trois-Rivières	Can-Am	--	Ind.	53-49	4th/6	Lost Semis

**2019 Schedule/Calendrier 2019**

**Standard home game times/**

**Heures régulières des matchs à domicile:**

Mon-Fri 7:05, Sat-Sun 2:05.

**Exceptions/Exceptions:**

Monday, May 20: 2:05.

Monday, September 2: 2:05.

**May/Mai**

<b>Fri 17 – Mon 20</b>	<b>Quebec</b>
Wed 22 (DH) – Thu 23	@ Sussex County
Fri 24 – Mon 27	@ New Jersey
<b>Tue 28 – Wed 29</b>	<b>Sussex County</b>
Fri 31	@ Ottawa

**June/Juin**

Sat 1 – Sun 2	@ Ottawa
<b>Tue 4 – Thu 6</b>	<b>New Jersey</b>
<b>Fri 7 – Sun 9</b>	<b>Ottawa</b>
<b>Tue 11 – Thu 13</b>	<b>Rockland</b>
Fri 14 – Sun 16	@ Québec
Tue 18 – Thu 20	@ Sussex County
<b>Fri 21 – Sun 23</b>	<b>Cuba</b>
<b>Tue 25 – Thu 27</b>	<b>Shikoku Island</b>
<b>Fri 28 – Sun 30</b>	<b>Ottawa</b>

**July/Juillet**

Tue 2 (DH) – Thu 4	@ Rockland
Fri 5 – Sun 7	@ Ottawa
<b>Thu 11 – Sun 14</b>	<b>Rockland</b>
<b>Tue 16 – Thu 18</b>	<b>Quebec</b>
Fri 19 – Sun 21	@ New Jersey
Tue 23 – Thu 25	@ Quebec
<b>Fri 26 – Sun 28</b>	<b>New Jersey</b>
<b>Tue 30 – Wed 31</b>	<b>Ottawa</b>

**August/Août**

<b>Thu 1</b>	<b>Ottawa</b>
Fri 2 – Sun 4	@ Sussex County
Tue 6 – Thu 8	@ Quebec
Fri 9 – Sun 11	@ Ottawa
<b>Tue 13 – Thu 15</b>	<b>Rockland</b>
<b>Fri 16 – Sun 18</b>	<b>Quebec</b>
<b>Mon 19 – Thu 22</b>	<b>Sussex County</b>
Fri 23 – Sun 25	@ Rockland
Tue 27 – Thu 29	@ Quebec
<b>Fri 30 – Sat 31</b>	<b>New Jersey</b>

**September/Septembre**

<b>Sun 1 – Mon 2</b>	<b>New Jersey</b>
----------------------	-------------------

**Independent Yearly Results/Fiches dans les ligues indépendantes**

<b>Year</b>	<b>League</b>	<b>W</b>	<b>L</b>	<b>Pct.</b>	<b>Place</b>	<b>Attendance</b>	<b>Manager</b>
<b>Année</b>	<b>Ligue</b>	<b>V</b>	<b>D</b>	<b>Pct.</b>	<b>Position</b>	<b>Assistance</b>	<b>Gérant</b>
2003	Canadian	14	17	.452	6th (8)	11,041	Dan Norman
2013	Can-Am	43	56	.434	4th (5)	71,568	Pete LaForest
2014	Can-Am	37	59	.385	4th (4)	72,543	Pete LaForest
2015	Can-Am	50	46	.521	4th (6)	96,997	Pete LaForest
2016	Can-Am	35	65	.350	6th (6)	78,948	Pete LaForest/ T.J. Stanton
2017	Can-Am	39	61	.390	6th (6)	77,703	T.J. Stanton
2018	Can-Am	53	49	.520	4th (6)	91,605	T.J. Stanton

**Playoff History/Historique en séries éliminatoires**

<b>Year</b>	<b>Round</b>	<b>Opponent</b>	<b>Result</b>	<b>Year</b>	<b>Round</b>	<b>Opponent</b>	<b>Result</b>
2015	Semis	Rockland	W, 3-2	2018	Semis	Sussex County	L, 3-2
	Finals	New Jersey	W, 3-2				



# AIGLES DE TROIS-RIVIÈRES

## 2018 Statistics/Statistiques 2018

vs. Hollywood: 1-2

vs. Québec: 10-8

vs. Salina: 2-1

vs. New Jersey: 7-9

vs. Rockland: 7-12

vs. Sussex County: 10-11

vs. Ottawa: 15-7

Player	POS	AVG	G	AB	R	H	2B	3B	HR	RBI	BB	HBP	SO	SB	CS	DP	E
Joueur	POS	MOY	PJ	AB	PC	CS	2B	3B	CC	PP	BB	FA	RAB	BV	RV	DJ	E
Blackmon, Marcus	C	.000	8	14	2	0	0	0	0	0	2	0	11	0	0	0	0
Brennan, Taylor	IF	.259	97	332	67	86	11	1	32	82	70	6	120	17	1	5	20
Colon, Alexi	OF	.228	91	324	50	74	23	1	1	20	65	1	72	25	7	3	1
Cornelius, Kevin	IF	.251	99	371	45	93	15	1	12	51	33	1	129	4	2	12	9
Dexter, Sam	IF	.287	101	341	48	98	16	1	3	49	23	13	36	6	5	4	9
Glaude, David	IF	.257	97	331	52	85	15	3	7	31	42	5	81	9	5	5	13
Gonzalez, Jonathan	C	.100	4	10	0	1	0	0	0	0	1	0	5	1	1	0	0
Herceg, Alex	C	.256	41	133	18	34	4	1	2	8	7	0	29	0	0	4	2
Hermelyn, Anthony	C	.187	85	278	31	52	11	0	4	33	32	3	85	0	3	4	6
Herrera, Javier	OF	.261	101	387	59	101	14	0	16	63	44	10	100	13	2	13	2
Martinez, Alberth	OF	.277	72	278	34	77	16	1	8	39	23	1	52	2	2	6	3
Oldham, Taylor	IF	.248	51	149	28	37	5	0	4	16	20	11	33	14	3	4	3
Suchy, Michael	OF	.246	101	354	49	87	14	0	12	50	48	11	98	11	7	7	2

Pitcher	G	GS	CG	IP	H	R	ER	BB	SO	W	L	SV	2B	3B	ERA
Lanceur	P	PC	PC	ML	CS	P	PM	BB	RAB	V	D	VP	2B	3B	MPM
Boon, Owen	5	1	0	13.0	19	12	11	9	9	0	0	0	5	0	7.62
Caramo, Yender	17	16	2	96.2	114	51	46	26	42	6	4	0	26	0	4.28
Elias, Ethan	29	12	1	107.1	102	65	48	39	87	4	9	1	18	3	4.03
Ellis, Shaun	36	0	0	48.0	42	20	19	21	58	2	6	8	4	1	3.56
Evans, Jacobs	5	4	1	31.2	19	4	4	8	37	2	1	0	4	0	1.14
Fernandez, Fernando	9	0	0	10.2	14	10	9	5	7	1	1	0	6	0	7.59
Garkow, Tyler	19	14	0	87.2	106	47	46	32	63	7	5	0	32	1	4.72
Gil, Isaac	6	0	0	5.1	7	5	3	1	3	0	1	0	0	0	5.06
Halbohn, Kyle	16	9	1	61.1	61	24	21	16	70	2	2	1	10	1	3.08
Hyssong, Taylor	41	0	0	40.2	41	20	16	14	27	5	1	0	9	1	3.54
McNorton, Kevin	21	20	3	128.1	128	55	49	27	91	8	4	0	29	1	3.44
Murphy, Chris	19	19	0	116.2	132	56	45	36	59	11	5	0	16	0	3.47
Rincon, Angel	40	0	0	47.2	56	27	26	18	29	3	4	9	13	1	4.91
Robledo, Trey	5	0	0	6.2	5	6	4	6	1	0	0	0	2	0	5.40
Rusch, Matt	4	3	0	14.0	13	5	5	5	16	1	2	0	5	0	3.21
Sneed, Kramer	4	4	0	18.2	20	15	15	10	14	0	2	0	9	0	7.23
Walby, Philip	20	0	0	23.1	18	9	9	15	17	1	2	2	2	0	3.47
Webb, Brenden	4	0	0	6.1	9	7	7	5	6	0	0	0	0	0	9.95
Zarubin, Jackson	10	0	0	14.1	23	12	12	5	9	0	0	0	6	0	7.54

## All-Time Can-Am League Home-Road Record

### Fiches à domicile-à l'étranger dans la Ligue Can-Am

Year	Home Record	Pct.	Road Record	Pct.
Année	Fiche à domicile	Pct.	Fiche à l'étranger	Pct.
2013	22-27	.449	21-29	.420
2014	16-32	.333	21-27	.438
2015	34-20	.630	16-26	.381
2016	24-30	.444	11-35	.239
2017	19-33	.365	20-28	.417
2018	32-21	.604	21-28	.429
<b>All-Time</b>	<b>147-163</b>	<b>.474</b>	<b>110-173</b>	<b>.389</b>

## Single-Season Records/Records d'équipe

### Batting Average/Moyenne

1. Javier Herrera, 2017	.323
2. Alexander Ayala, 2017	.320
3. Daniel Mateo, 2016	.315
4. Pedro Lopez, 2015	.314
5. Daniel Mateo, 2017	.309

### Runs Scored/Points marqués

1. Steve Brown, 2013	73
2. Javier Herrera, 2017	72
Craig Hertler, 2015	72
<b>4. Taylor Brennan, 2018</b>	<b>67</b>
5. Daniel Mateo, 2017	62
Steve Brown, 2015	62

### Hits/Coups sûrs

1. Daniel Mateo, 2016	123
2. Javier Herrera, 2017	118
3. Alexander Ayala, 2017	116
4. Cam Kneeland, 2013	114
5. Daniel Mateo, 2017	109

### Doubles/Doubles

1. Javier Herrera, 2017	29
Cam Kneeland, 2013	29
3. Alexander Ayala, 2017	24
Steve Brown, 2013	24
<b>5. Alexi Colon, 2018</b>	<b>23</b>
Kyle Lafrentz, 2014	23

### Triples/Triples

1. Steve Brown, 2016	4
Craig Hertler, 2015	4
<b>3. David Glaude, 2018</b>	<b>3</b>
Brenden Webb, 2017	3
Connor Crane, 2016	3

### Home Runs/Circuits

<b>1. Taylor Brennan, 2018</b>	<b>32</b>
2. Steve Brown, 2013	19
<b>3. Javier Herrera, 2018</b>	<b>16</b>
Jon Smith, 2013	16
5. Javier Herrera, 2017	15

### RBI/Points Produits

<b>1. Taylor Brennan, 2018</b>	<b>82</b>
2. Daniel Mateo, 2017	71
3. Steve Brown, 2015	64
<b>4. Javier Herrera, 2018</b>	<b>63</b>
Daniel Mateo, 2015	63

### Stolen Bases/Buts volés

1. David Cooper, 2013	30
<b>2. Alexi Colon, 2018</b>	<b>25</b>
3. Steve Brown, 2015	23
Steve Brown, 2013	23
5. Yeixon Ruiz, 2016	22

### ERA/MPM

1. Jeff Shields, 2013	2.44
2. Edison Alvarez, 2016	2.66
3. Matt Rusch, 2014	2.72
4. Alexander Burkard, 2013	2.88
5. Matt Rusch, 2015	3.10

### Wins/Victoires

<b>1. Chris Murphy, 2018</b>	<b>11</b>
Ryan Bollinger, 2015	11
3. Matt Rusch, 2014	9
A. Burkard, 2013	9
Jeff Shields, 2013	9

### Losses/Défaites

1. Edilson Alvarez, 2017	11
Ryan Bollinger, 2016	11
Francois Lafreniere, 2014	11
4. Mike Bradstreet, 2015	10
<b>5. Ethan Elias, 2018</b>	<b>9</b>
Matt Rusch, 2017	9
Porfirio Lopez, 2016	9
Jeff Shields, 2013	9

### Saves/Victoires protégées

1. Nick Sarianides, 2013	18
2. Kaohi Downing, 2016	11
Sean Keeler, 2014	11
4. Kaohi Downing, 2015	10
<b>5. Angel Rincon, 2018</b>	<b>8</b>

### Games Pitched/Matches

<b>1. Taylor Hissong, 2018</b>	<b>41</b>
<b>2. Angel Rincon, 2018</b>	<b>40</b>
Scott Kuzminsky, 2016	40
Nick Sarianides, 2013	40
5. Nick Purdy, 2014	39

### Innings Pitched/Manches

1. Jeff Shields, 2013	136.2
<b>2. Kevin McNorton, 2018</b>	<b>128.1</b>
3. Ryan Bollinger, 2015	127.1
4. Edilson Alvarez, 2017	126.1
5. Matt Rusch, 2017	126.0

### Walks/Buts sur balle

1. Porfirio Lopez, 2016	59
2. Charles Gillies, 2015	56
3. A. Burkard, 2013	47
4. Ryan Bollinger, 2015	46
5. Jeff Shields, 2013	44

### Strikeouts/Retraits au bâton

1. Matt Rusch, 2016	111
2. Matt Rusch, 2014	110
3. Matt Rusch, 2017	108
Ryan Bollinger, 2015	108
5. Edilson Alvarez, 2017	104

## All-time vs. opponents - 5 seasons, 257-336, .433 winning pct.

Opponent	Record	Pct.	Opponent	Record	Pct.	Opponent	Record	Pct.
Adversaire	Fiche	Pct.	Adversaire	Fiche	Pct.	Adversaire	Fiche	Pct.
Amarillo	2-5	.286	Newark	12-9	.571	Rockland	30-49	.380
Fargo	3-3	.500	New Jersey	43-62	.410	St. Paul	1-2	.333
Grand Prairie	2-4	.333	Ottawa	35-32	.522	Sioux Falls	2-1	.667
Kansas City	1-2	.333	Québec	51-79	.392	Sussex County	22-29	.431
Laredo	1-5	.167	Road Teams	19-9	.679	Winnipeg	5-10	.333
Lincoln	3-3	.500						

**Most wins vs. opponent, season:** 15, Ottawa, 2018

**Most losses vs. opponent, season:** 17, Québec, 2017.

**Highest winning pct. vs. opponent, season (min. 6 games):** .682 vs. Ottawa, 2018 (15-7).

**Lowest winning pct. vs. opponent, season (min. 6 games):** .210 vs. New Jersey, 2016 (4-15).


## Jackals du New-Jersey - Brooks Carey



Le gérant de l'année 2015 dans la Ligue Frontier, Brooks Carey, retour aux Jackals pour sa deuxième année comme gérant et ce, à sa 12e année dans le baseball professionnel. En cinq saisons comme gérant des Cornbelters de Normal, Carey a conservé une fiche de 248 victoires et 230 défaites. Son plus grand succès est survenu en 2015, lorsque les Cornbelters ont terminé la saison avec 26 matchs au-dessus de .500. Ils ont aussi obtenu leur premier accès aux séries éliminatoires en étant champions de la division ouest.

Avant de se joindre à Normal, la carrière de Carey comme entraîneur s'est amorcée dans la Ligue Can-Am. En effet, lors de la saison 2008, Carey a obtenu sa première chance, alors qu'il était en charge des lanceurs pour les Skyhawks de Sussex. Cette formation était alors menée par le gérant des Champions d'Ottawa, Hal Lanier. Lanier et Carey ont connu beaucoup de succès, puisqu'ils ont gagné le premier championnat des Skyhawks cette année-là.

## Champions d'Ottawa - Sébastien Boucher




Sébastien Boucher sera le nouveau gérant des Champions d'Ottawa en 2019, après avoir passé les quatre dernières saisons en tant que joueur-entraîneur.

Un des meilleurs frappeurs, sinon le meilleur, dans l'histoire de la ligue Can-Am, Boucher est le meneur en carrière dans les catégories de coups sûrs (981), des points marqués (597) et des points produits (545). Avant de se joindre aux Champions d'Ottawa, il a passé six saisons avec les Capitales de Québec, où l'équipe a remporté cinq championnats.

Natif de Gatineau, Boucher fut choisi en 7e ronde dans le repêchage de 2004 par les Mariners de Seattle après avoir joué au Collège Bethune-Cookman en Floride. Il a évolué pendant quatre saisons dans les organisations des Mariners et des Orioles de Baltimore, atteignant le niveau AAA. Il a aussi participé dans la World Baseball Classic avec l'équipe canadienne en 2006.

Toujours actif dans la communauté de baseball de la région, Boucher est l'entraîneur-chef au programme Sport-Études de la Polyvalente Nicolas-Gatineau, et co-propriétaire de l'Académie de Baseball Ultime à Gatineau.

## Capitales de Québec - Patrick Scalabrini



Patrick Scalabrini amorce une dixième saison à la barre des Capitales. Depuis sa nomination au poste de gérant en 2010, le Sherbrookoïse d'origine a compilé un dossier de 464-308 en saison régulière, un pourcentage de ,601.

En huit saisons à titre de joueur chez les professionnels, Scalabrini a conservé une moyenne de ,293, amassant au passage 74 circuits, 397 points produits et 750 coups sûrs. Il a terminé sa carrière avec les Capitales de 2007 à 2009, disputant même les deux dernières saisons à titre de joueur-instructeur. Auparavant, il a passé une saison au sein de l'organisation des

Orioles de Baltimore en 2005. À ses débuts chez les pros en 2002, Scalabrini a été élu recrue de l'année dans la division Est de la ligue Northern avec Québec, fort d'une moyenne de ,325 avec sept circuits et 45 points produits. Il a joué son baseball universitaire à l'Université d'Hawaï et à l'Université Seminole State, en Oklahoma.

## **Boulders de Rockland** - Kevin Baez



Natif de Brooklyn, Kevin Baez débutera sa première saison à la barre des Boulders. Il a été le gérant des Ducks de Long Island de la ligue Atlantique pendant 1 087 matchs. En huit saisons, il a cumulé une fiche de 571-516, remportant deux championnats (en 2012 et 2013). Son équipe s'est classée six fois en finale, incluant les trois dernières saisons.

Baez a passé 18 saisons chez les professionnels, incluant 63 matchs dans les ligues majeures avec les Mets de New York en 1990, 1992 et 1993. Il a surtout passé sa carrière au niveau

AAA avant de se joindre aux Ducks en 2002, aidant l'équipe à remporter le championnat de la ligue en 2004.

## **Miners de Sussex County** - Bobby Jones



Originaire de Orange au New Jersey, l'ex-lanceur du baseball majeur, Bobby Jones, a fait ses débuts en tant que gérant avec les Miners de Sussex County en 2016. L'équipe avait la meilleure fiche dans la ligue Can-Am en 2018, et a gagné le premier championnat dans l'histoire de la concession.

Jones a passé les saisons de 2013 à 2015 comme entraîneur des lanceurs avec les Boulders de Rockland, participant à la conquête du championnat des siens en 2014. Il a aussi contribué à la saison régulière record des Boulders en 2015.

Le lanceur gaucher a passé six saisons dans le baseball majeur, soit avec Boston, San Diego, Colorado and les Mets de New York, grimant sur la butte à 99 reprises. En 2000, il a amorcé la partie #4 de la série de championnat de la ligue Nationale entre les Mets et les Cards de St.Louis. Jones, qui a joué pendant 15 saisons dans le baseball professionnel, a été repêché en 44e ronde par les Brewers de Milwaukee à l'encan de 1992.

## **Aigles de Trois-Rivières** - T.J. Stanton



Après avoir pris les rênes des Aigles en juillet 2016, T.J Stanton amorcera sa troisième saison complète comme gérant de la formation trifluvienne en 2019.

Auparavant, le gérant originaire de la Floride a dirigé les Grays de Garden State durant la seconde moitié de la campagne 2015. Avant d'entreprendre son rôle de gérant, Stanton était l'instructeur des lanceurs des Capitales de Québec depuis 2013. Il était releveur de fins de matchs avec les Capitales en 2011 et en 2012, cumulant 33 sauvetages en deux campagnes. Il a également passé quelque temps avec les Jackals du New Jersey et les Skyhawks de Sussex. Il est au cinquième rang de

tous les temps pour les sauvetages dans la Can-Am avec 44.

Repêché en 2002 par les Braves d'Atlanta, Stanton a joué 11 saisons dans le baseball professionnel, passant également du temps dans l'organisation des Angels de Los Angeles.

## CAN-AM LEAGUE SEASONS IN REVIEW

### RÉSUMÉS DE SAISONS DE LA LIGUE CAN-AM

#### 2005

North Division	W	L	Pct.	GB	Attend.	Manager
Division Nord	V	D	Pct.	Diff.	Ass.	Gérant
*Québec Capitales	57	34	.626	--	156,663	Michel Laplante
North Shore Spirit	55	36	.604	2	110,633	John Kennedy
*Brockton Rox	50	42	.544	7.5	190,675	Ed Nottle
#Grays	33	59	.359	24.5	--	Chris Carminucci
South Division	W	L	Pct.	GB	Attend.	Manager
Division Sud	V	D	Pct.	Diff.	Ass.	Gérant
*Worcester Tornadoes	50	42	.544	--	124,745	Rich Gedman
New Jersey Jackals	48	44	.521	2	122,092	Joe Calfapietra
*New Haven County Cutters	46	46	.500	4	67,607	Mike Church
Elmira Pioneers	28	64	.304	22	62,743	Greg Keagle

\* - Won half. # - Road team.

**Semifinals/Demi-finale:** Worcester 3 games, New Haven County 1; Québec 3 games, Brockton 0.

**Finals/Finale:** Worcester 3 games, Québec 0.

#### League Leaders/Meneurs de la ligue

**BA:** Zach Smithlin, New Jersey, .358

**Runs:** Rob Fischer, North Shore, 83

**Hits:** Zach Smithlin, New Jersey, 135

**RBI:** Eddie Lantigua, Québec, 112

**HR:** Eddie Lantigua, Québec, 31

**Wins:** John Kelly, North Shore, 12

Bryan Morse, North Shore, 12

**SO:** John Kelly, North Shore, 118

**ERA:** Joel Bennett, New Jersey, 2.68

#### All-Stars/Étoiles

**1B:** Vic Davilla, North Shore

**2B:** Ricardo Cordova, New Jersey

**3B:** Eddie Lantigua, Québec

**SS:** Omar Pena, Worcester

**OF:** Derrick Gibson, New Haven County

**OF:** Zach Smithlin, New Jersey

**OF:** Goefrey Tomlinson, Québec

**C:** Yohanny Valera, Worcester

**Utility:** Travis Oglesby, North Shore

**LHP:** Bryan Morse, North Shore

**RHP:** Joel Bennett, New Jersey

**Relief:** Cristian Mendoza, Québec

**MVP:** Eddie Lantigua, Québec

**Mgr. of the Year:** Rich Gedman, Worcester

#### 2006

Team	W	L	Pct.	GB	Attend.	Manager
Équipe	V	D	Pct.	Diff.	Ass.	Gérant
*North Shore Spirit	58	32	.644	--	102,639	John Kennedy
New Haven County Cutters	53	38	.582	5.5	62,356	Mike Church
Brockton Rox	49	43	.533	10	157,462	Chris Miyake
Québec Capitales	44	44	.500	13	138,376	Michel Laplante
New Jersey Jackals	43	48	.473	15.5	89,385	Joe Calfapietra
Worcester Tornadoes	41	49	.456	17	116,712	Rich Gedman
Nashua Pride	40	48	.455	17	57,975	Butch Hobson
Sussex Skyhawks	32	58	.356	26	85,126	Brian Drahman

\* - Won both halves.

**Semifinals/Demi-finale:** Brockton 3 games, New Haven County 1; Québec 3 games, North Shore 2.

**Finals/Finale:** Québec 3 games, Brockton 2.

## League Leaders/Meneurs de la ligue

**BA:** Eddie Lantigua, Québec, .343  
**Runs:** Josh Beaugard, Worcester, 63  
 James Cooper, Sussex, 63  
**Hits:** Chris Colabello, Worcester, 105  
 Jason Tuttle, New Jersey, 105  
**RBI:** Vic Davilla, North Shore, 61  
 Eddie Lantigua, Québec, 61

**HR:** Alex Trezza, North Shore, 19  
**Wins:** Bryan Morse, North Shore, 11  
**SO:** Rolando Viera, Brockton, 110  
**ERA:** Junior Guerrero, Worcester, 1.89

## All-Stars/Étoiles

**1B:** Vic Davilla, North Shore  
**2B:** Ricardo Cordova, NAS/NJ/NS/WOR  
**3B:** Eddie Lantigua, Québec  
**SS:** Chris Rowan, North Shore  
**OF:** Josh Beaugard, Worcester  
**OF:** Horace Lawrence, New Haven County  
**OF:** Jason Tuttle, New Jersey

**C:** Alex Trezza, North Shore  
**Utility:** Guye Senjem, Brockton  
**LHP:** Bryan Morse, North Shore  
**RHP:** Gabe Ribas, Québec  
**Relief:** Kevin Fitzgerald, North Shore  
**MVP:** Vic Davilla, North Shore  
**Mgr. of the Year:** John Kennedy, N.S.

## 2007

Team Équipe	W V	L D	Pct. Pct.	GB Diff.	Attend. Ass.	Manager Gérant
*North Shore Spirit	57	36	.613	--	110,336	Vic Davilla
Atlantic City Surf	51	41	.554	5.5	105,149	Chris Carminucci
Nashua Pride	50	43	.538	7.0	80,737	Butch Hobson
*New Jersey Jackals	49	44	.527	8.0	107,663	Joe Calfapietra
Québec Capitales	49	45	.521	8.5	161,789	Michel Laplante
New Haven County Cutters	47	46	.505	10.0	82,651	Mike Church
Grays#	44	50	.468	13.5	--	Dan Shwam
Worcester Tornadoes	43	51	.457	14.5	120,145	Rich Gedman
Brockton Rox	42	51	.452	15.0	169,999	Chris Miyake
Sussex Skyhawks	34	59	.366	23.0	101,638	Brian Drahman

\* - Won half. # - Road team.

**Semifinals/Demi-finale:** North Shore 3 games, Atlantic City 1; Nashua 3 games, New Jersey 2.

**Finals/Finale:** Nashua 3 games, North Shore 0.

## League Leaders/Meneurs de la ligue

**BA:** Sandy Madera, New Jersey, .364  
**Runs:** Anthony Granato, Atlantic City, 77  
**Hits:** Olmo Rosario, Nashua, 133  
**RBI:** Eddie Lantigua, Québec, 82

**HR:** Eddie Lantigua, Québec, 21  
 Sandy Madera, New Jersey, 21  
**Wins:** Brian Rodaway, Atlantic City, 15  
**SO:** John Kelly, Brockton/NJ, 130  
**ERA:** John Kelly, Brockton/NJ, 2.34

## All-Stars/Étoiles

**1B:** Eddie Lantigua, Québec  
**2B:** Boomer Berry, Québec  
**3B:** Anthony Granato, Atlantic City  
**SS:** Olmo Rosario, Nashua  
**OF:** Ervin Alcantara, New Haven County  
**OF:** Jeremy Pickrel, N.H.C./N.J.  
**OF:** Mike Torres, North Shore

**C:** Patrick Perry, Worcester  
**Utility:** Sandy Madera, New Jersey  
**LHP:** Brian Rodaway, Atlantic City  
**RHP:** John Kelly, Brockton/New Jersey  
**Relief:** Matt Pike, Atlantic City  
**MVP:** Olmo Rosario, Nashua  
**Mgr. of the Year:** Chris Carminucci, A.C.

# SEASONS IN REVIEW/RÉSUMÉS DE SAISONS

## 2008

Team Équipe	W V	L D	Pct. Pct.	GB Diff.	Attend. Ass.	Manager Gérant
*Québec Capitales	58	36	.617	--	140,993	Michel Laplante
*Worcester Tornadoes	53	41	.564	5.0	90,127	Rich Gedman
*Sussex Skyhawks	52	42	.553	6.0	80,500	Hal Lanier
Atlantic City Surf	51	43	.543	7.0	124,430	Cecil Fielder
Brockton Rox	47	47	.500	11.0	132,785	Chris Miyake
New Jersey Jackals	43	51	.457	15.0	103,817	Joe Calfapietra
Nashua Pride	41	53	.436	17.0	69,995	Rick Miller
Ottawa Rapidz	31	63	.330	27.0	101,073	Ed Nottle

\* - Won half (Québec won first half; QUE/WOR/SUS tied for second-half championship.)

**Semifinals/Demi-finale:** Québec 3 games, Atlantic City 1; Sussex 3 games, Worcester 1.

**Finals/Finale:** Sussex 3 games, Québec 0.

### League Leaders/Meneurs de la ligue

**BA:** Melvin Falu, Brockton, .383

**Runs:** Scott Grimes, Worcester, 87

**Hits:** Melvin Falu, Brockton, 140

**RBI:** Chris Colabello, Worcester, 76

**HR:** Francisco Caraballo, Worcester, 23

**Wins:** Tom Cochran, Worcester, 13

Michel Simard, Québec, 13

**SO:** John Kelly, Brockton, 121

**ERA:** Michel Simard, Québec, 2.32

### All-Stars/Étoiles

**1B:** Chris Colabello, Worcester

**2B:** Melvin Falu, Brockton

**3B:** Pat Deschenes, Québec

**SS:** Anthony Granato, Atlantic City

**OF:** Francisco Caraballo, Worcester

**OF:** Scott Grimes, Worcester

**OF:** Jud Thigpen, Brockton

**C:** Kyle Geiger, Ottawa

**Utility:** Jabe Bergeron, Ottawa

**LHP:** Tom Cochran, Worcester

**RHP:** Michel Simard, Québec

**Relief:** Jerry Dunn, Brockton

**MVP:** Scott Grimes, Worcester

**Manager of the Year:** Hal Lanier, Sussex

## 2009

Team Équipe	W V	L D	Pct. Pct.	GB Diff.	Attend. Ass.	Manager Gérant
Brockton Rox	56	37	.602	--	112,343	Chris Carminucci
*New Jersey Jackals	55	39	.585	1.5	88,658	Joe Calfapietra
*Québec Capitales	53	41	.564	3.5	160,992	Michel Laplante
Worcester Tornadoes	43	50	.462	13.0	78,174	Rich Gedman
Sussex Skyhawks	38	56	.404	18.5	79,663	Hal Lanier
New Hampshire Defenders	36	58	.383	20.5	40,361	Brian Daubach

\* - Won half.

**Semifinals/Demi-finale:** Worcester 3 games, New Jersey 0; Québec 3 games, Brockton 1.

**Finals/Finale:** Québec 3 games, Worcester 1.

### League Leaders/Meneurs de la ligue

**BA:** Jerod Edmondson, N.H./N.J., .332

**Runs:** Marcus Sanders, New Jersey, 74

**Hits:** Maikel Jova, Sussex, 119

**RBI:** Pete Laforest, Québec, 82

**HR:** Pete Laforest, Québec, 24

**Wins:** Nick Asselin, N.H./N.J., 10

Ryan Lobban, Worcester, 10

A.J. Wideman, New Jersey, 10

**SO:** Craig Anderson, Brockton, 87

**ERA:** A.J. Wideman, New Jersey, 2.51



# SEASONS IN REVIEW/RÉSUMÉS DE SAISONS

## All-Stars/Étoiles

**1B:** Myron Leslie, New Jersey

**2B:** Melvin Falu, Brockton

**3B:** Chris Kelly, New Hampshire/Sussex

**SS:** Mike DeJesus, New Jersey

**OF:** Jerod Edmondson, N.H./N.J.

**OF:** Maikel Jova, Sussex

**OF:** Carlos Sosa, Worcester

**C:** Pete Laforest, Québec

**Utility:** Palmer Karr, Brockton

**LHP:** Wayne Lundgren, Brockton

**RHP:** A.J. Wideman, New Jersey

**Relief:** Rusty Tucker, New Jersey

**MVP:** Pete Laforest, Québec

**Mgr. of the Year:** Joe Calfapietra, N.J.

## 2010

Team Équipe	W V	L D	Pct. Pct.	GB Diff.	Attend. Ass.	Manager Gérant
*Québec Capitales	57	37	.606	--	147,978	Pat Scalabrini
Brockton Rox	54	39	.581	2.5	100,092	Chris Carminucci
*Pittsfield Colonials	48	45	.516	8.5	29,485	Brian Daubach
New Jersey Jackals	42	50	.457	14.0	86,014	Joe Calfapietra
Worcester Tornadoes	42	51	.452	14.5	88,499	Rich Gedman
Sussex Skyhawks	35	56	.385	20.5	71,826	Ed Ott

\* - Won half.

**Semifinals/Demi-finale:** Québec 3 games, New Jersey 0; Pittsfield 3 games, Brockton 1.

**Finals/Finale:** Québec 3 games, Pittsfield 1.

## League Leaders/Meneurs de la ligue

**BA:** Daniel Carte, Pittsfield, .347

**Runs:** Kraig Binick, Sussex, 75

**Hits:** Ivan Naccarata, Québec, 124

**RBI:** Caleb Stewart, Sussex, 88

**HR:** Melvin Falu, Brockton, 20

**Wins:** Mike Smith, Brockton, 12

**SO:** Mike Wlodarczyk, Brockton, 115

**ERA:** Mike Smith, Brockton, 2.87

## All-Stars/Étoiles

**1B:** Melvin Falu, Brockton

**2B:** Danny Bomback, Pittsfield

**3B:** Mark Minicozzi, Worcester

**SS:** Matt Nandin, Pittsfield

**OF:** Sebastien Boucher, Québec

**OF:** Daniel Carte, Pittsfield

**OF:** Carl Loadenthal, Sussex

**C:** Chris Grossman, Brockton

**Utility:** Caleb Stewart, Sussex

**RHP:** Mike Smith, Brockton

**LHP:** Mike Wlodarczyk, Brockton

**Relief:** Andrew Albers, Québec

**MVP:** Melvin Falu, Brockton

**Mgr. of the Year:** Brian Daubach, Pittsfield

## 2011

Team Équipe	W V	L D	Pct. Pct.	GB Diff.	Attend. Ass.	Manager Gérant
**Québec Capitales	64	26	.711	--	149,330	Pat Scalabrini
New Jersey Jackals	57	36	.613	8.5	84,865	Joe Calfapietra
Pittsfield Colonials	53	39	.576	12.0	37,154	Jamie Keefe
Brockton Rox	51	42	.548	14.5	94,112	Bill Buckner
Worcester Tornadoes	48	44	.522	17.0	83,745	Ed Riley
Newark Bears	41	52	.441	24.5	51,854	Tim Raines
Rockland Boulders	40	52	.435	25	123,518	Dave LaPoint
New York Federal#	15	78	.161	50.5	-----	Skip Nathanson

\*\* - Won both halves. # - Road team.

**Semifinals/Demi-finale:** Québec 3 games, Brockton 0; New Jersey 3 games, Pittsfield 0.

**Finals/Finale:** Québec 3 games, New Jersey 1.

# SEASONS IN REVIEW/RÉSUMÉS DE SAISONS

## League Leaders/Meneurs de la ligue

**BA:** Chris Colabello, Worcester, .348

**Runs:** Jared Edmondson, Worcester, 76  
Chris Valencia, Brockton, 76

**Hits:** Chris Valencia, Brockton, 132

**RBI:** Keith Brachold, Brockton, 80

**HR:** Nick Salotti, Worcester, 23

**Wins:** Zach Zuercher, Worcester, 14

**SO:** Isaac Pavlik, New Jersey, 112

**ERA:** James Leverton, New Jersey, 2.38

## All-Stars/Étoiles

**1B:** Chris Colabello, Worcester

**2B:** Danny Bomback, Pittsfield

**3B:** Mark Minicozzi, Worcester

**SS:** Dominic Ramos, Brockton

**OF:** Keith Brachold, Brockton

**OF:** Danny Santiesteban, Newark

**OF:** Chris Valencia, Brockton

**C:** Myron Leslie, New Jersey

**DH:** Nick Salotti, Worcester

**RHP:** Bryan Rembisz, Québec

**LHP:** Isaac Pavlik, New Jersey

**Relief:** Adrian Martin, Rockland

**MVP:** Chris Colabello, Worcester

**Mgr. of the Year:** Jamie Keefe, Pittsfield

## 2012

Team Équipe	W V	L D	Pct. Pct.	GB Diff.	Attend. Ass.	Manager Gérant
Québec Capitales	66	34	.660	--	152,663	Patrick Scalabrini
New Jersey Jackals	59	41	.590	7	87,206	Joe Calfapietra
Rockland Boulders	48	52	.480	18	161,375	Dave LaPoint
Newark Bears	35	65	.350	31	32,056	Ken Oberkfell/ Chuck Stewart
Worcester Tornadoes	29	71	.290	37	61,398	Chip Plante

**Finals/Finale:** Québec 4 games, New Jersey 1.

## League Leaders/Meneurs de la ligue

**BA:** Rene Leveret, Québec, .361

**Runs:** Jonathan Malo, Québec, 80

**Hits:** Josue Peley, Québec, 122

**RBI:** Keith Brachold, Rockland, 84

**HR:** Keith Brachold, Rockland, 84

**Wins:** Jeff Duda, Québec, 15

**SO:** Steve Fox, New Jersey 129

**ERA:** Jeff Duda, Québec, 2.10

## All-Stars/Étoiles

**1B:** Francisco Caraballo, New Jersey

**2B:** Angel Berroa, New Jersey

**3B:** Nick Giarraputo, New Jersey

**SS:** Jeff Helps, Québec

**OF:** Bryan Sabatella, New Jersey

**OF:** Sebastien Boucher, Québec

**OF:** Keith Brachold, Rockland

**C:** Josue Peley, Québec

**DH:** Rene Leveret, Québec

**P:** Jeff Duda, Québec

**Relief:** Jorge Vasquez, Newark

**MVP:** Nick Giarraputo, New Jersey

**Rookie:** Tucker Nathans, Newark

**Mgr. of the Year:** Joe Calfapietra, N.J.

## 2013

Team Équipe	W V	L D	Pct. Pct.	GB Diff.	Attend. Ass.	Manager Gérant
Québec Capitales	56	42	.571	--	141,396	Patrick Scalabrini
New Jersey Jackals	55	44	.556	1.5	76,883	Joe Calfapietra
Rockland Boulders	49	51	.490	8	143,231	Jamie Keefe
Trois-Rivières Aigles	43	56	.434	13.5	71,568	Pete Laforest
Newark Bears	37	63	.370	20	21,288	Garry Templeton

**Finals/Finale:** Québec 4 games, New Jersey 3.

## League Leaders/Meneurs de la ligue

**BA:** Bridger Hunt, Newark, .402

**Runs:** Jonathan Malo, Québec, 76

**Hits:** Josue Peley, Québec, 118

**RBI:** Rene Leveret, Québec, 71

Jerod Edmondson, Rockland, 71

**HR:** Steve Brown, Trois-Rivières, 19

**Wins:** Karl Gelin, Québec, 10

**SO:** Pat Moran, Rockland, 100

**ERA:** Jeff Shields, Trois-Rivières, 2.44

## All-Stars/Étoiles

**1B:** Chris Duffy, New Jersey

**2B:** Jose Cuevas, New Jersey

**3B:** Jonathan Malo, Québec

**SS:** Jeremy Barnes, New Jersey

**OF:** Jerod Edmondson, Rockland

**OF:** Donnie Webb, Rockland

**OF:** Steve Brown, Trois-Rivières

**C:** Josue Peley, Québec

**DH:** Rene Leveret, Québec

**P:** Alex Burkard, Trois-Rivières

**Relief:** Tim Adleman, New Jersey

**MVP:** Jonathan Malo, Québec

**Defensive POY:** Chris Curran, N.J.

**Rookie:** Cam Kneeland, Trois-Rivières

**Mgr. of the Year:** Patrick Scalabrini, Que.

## 2014

Team	W	L	Pct.	GB	Attend.	Manager
Équipe	V	D	Pct.	Diff.	Ass.	Gérant
Rockland Boulders	56	40	.583	--	146,383	Jamie Keefe
New Jersey Jackals	55	41	.573	1	76,423	Joe Calfapietra
Québec Capitales	46	50	.479	10	121,305	Patrick Scalabrini
Trois-Riveres Aigles	37	59	.385	19	72,543	Pete Laforest

**Finals/Finale:** Rockland 4 games, New Jersey 2.

## League Leaders/Meneurs de la ligue

**BA:** Sebastien Boucher, Québec, .366

**Runs:** Antone DeJesus, Rockland, 70

**Hits:** Balbino Fuenmayor, Québec, 131

**RBI:** Balbino Fuenmayor, Québec, 99

**HR:** Joe Dunigan, New Jersey, 27

**Wins:** Richard Salazar, Rockland, 10

**SO:** Karl Gelin, Québec, 123

**ERA:** Sean Bierman, Rockland, 2.44

## All-Stars/Étoiles

**1B:** Jerod Edmondson, Rockland

**2B:** Jose Cuevas, New Jersey/Trois-Rivières

**3B:** Balbino Fuenmayor, Québec

**SS:** Jonathan Malo, Québec

**OF:** Sebastian Boucher, Québec

**OF:** Ryan Stovall, Rockland

**OF:** Antone DeJesus, Rockland

**C:** Kyle Lafrenz, Trois-Rivières

**DH:** Joe Dunigan, New Jersey

**P:** Mike Antonini, New Jersey

**Relief:** Salvador Sanchez, New Jersey

**MVP:** Balbino Fuenmayor, Québec

**Defensive POY:** Antone DeJesus, Rock.

**Rookie:** Matt Helms, Québec

**Mgr. of the Year:** Jamie Keefe, Rockland

# SEASONS IN REVIEW/RÉSUMÉS DE SAISONS

## 2015

Team Équipe	W V	L D	Pct. Pct.	GB Diff.	Attend. Ass.	Manager Gérant
Rockland Boulders	63	34	.649	--	161,796	Jamie Keefe
Québec Capitales	54	42	.563	8.5	130,510	Patrick Scalabrini
New Jersey Jackals	54	43	.557	9	78,913	Joe Calfapietra
Trois-Rivières Aigles	50	46	.521	12	96,997	Pete Laforest
Ottawa Champions	46	50	.479	16.5	115,880	Hal Lanier
Sussex County Miners	38	59	.392	25	56,988	Steve Shirley/ Brent Matheny

#Shikoku Island All-Stars 6 10 .375

#Garden State Grays 13 47 .217

# - Road team.

**Semifinals/Demi-finale:** Trois-Rivières 3 games, Rockland 2; New Jersey 3 games, Québec 2.

**Finals/Finale:** Trois-Rivières 3 games, New Jersey 2.

### League Leaders/Meneurs de la ligue

**BA:** Yuniesky Gurriel, Québec, .374

**HR:** Marcus Nidiffer, Rockland, 22

**Runs:** Joe Maloney, Rockland, 91

**Wins:** Andrew Werner, Ottawa, 12

**Hits:** Jared McDonald, Rockland, 129

**SO:** John Walter, New Jersey, 127

**RBI:** Marcus Nidiffer, Rockland, 93

**ERA:** Karl Gelinás, Québec, 2.11

### All-Stars/Étoiles

**1B:** Charlie Law, Rockland

**DH:** A.J. Kirby-Jones, New Jersey

**2B:** Anthony Gomez, New Jersey

**P:** Karl Gelinás, Québec

**3B:** Mark Threlkeld, New Jersey

**Relief:** Deryk Hooker, Québec

**SS:** Junior Arrojo, Rockland

**MVP:** Joe Maloney, Rockland

**OF:** Stephen Cardullo, Rockland

**Defensive POY:** Jonathan Malo, Québec

**OF:** Joe Maloney, Rockland

**Rookie:** Johnny Bladel, Sussex County

**OF:** Kalian Sams, Québec

**Mgr. of the Year:** Jamie Keefe, Rockland

**C:** Marcus Nidiffer, Rockland

## 2016

Team Équipe	W V	L D	Pct. Pct.	GB Diff.	Attend. Ass.	Manager Gérant
New Jersey Jackals	62	38	.620	--	74,335	Joe Calfapietra
Rockland Boulders	58	42	.580	4	149,632	Jamie Keefe
Québec Capitales	56	44	.560	6	146,946	Patrick Scalabrini
Ottawa Champions	51	49	.510	11	127,618	Hal Lanier
Sussex County Miners	39	61	.390	23	90,237	Bobby Jones
Trois-Rivières Aigles	35	65	.350	27	78,948	Pete Laforest/ T.J. Stanton

#Cuban National Team 11 9 .550 --

#Shikoku Island All-Stars 8 12 .400 --

# - Road team.

**Semifinals/Demi-finale:** Ottawa 3 games, New Jersey 1; Rockland 3 games, Québec 2.

**Finals/Finale:** Ottawa 3 games, Rockland 2.

### League Leaders/Meneurs de la ligue

**BA:** Art Charles, New Jersey, .352

**HR:** Art Charles, New Jersey, 29

**Runs:** Junior Arrojo, Rockland, 89

**Wins:** Three tied with 10

**Hits:** Michael O'Neill, New Jersey, 134

**SO:** Matt Rusch, Trois-Rivières, 111

**RBI:** Art Charles, New Jersey, 101

**ERA:** Austin Chrismon, Ottawa, 2.39

**All-Stars/Étoiles**

**1B:** Art Charles, New Jersey  
**2B:** Albert Cartwright, Ottawa  
**3B:** Danny Mateo, Trois-Rivières  
**SS:** Junior Arrojo, Rockland  
**OF:** Jay Austin, Sussex County  
**OF:** D'Vontrey Richardson, New Jersey  
**OF:** Michael O'Neill, New Jersey  
**C:** Marcus Nidiffer, Rockland

**DH:** Chris Jacobs, Sussex County  
**P:** Austin Chrismon, Ottawa  
**Relief:** Jon Fitzsimmons, Québec  
**MVP:** Art Charles, New Jersey  
**Defensive POY:** Eddie Newton, N.J.  
**Rookie:** Lee Sosa, New Jersey  
**Mgr. of the Year:** Jamie Keefe, Rockland

**2017**

<b>Team</b>	<b>W</b>	<b>L</b>	<b>Pct.</b>	<b>GB</b>	<b>Attend.</b>	<b>Manager</b>
<b>Équipe</b>	<b>V</b>	<b>D</b>	<b>Pct.</b>	<b>Diff.</b>	<b>Ass.</b>	<b>Gérant</b>
Québec Capitales	65	35	.650	–	138,767	Patrick Scalabrini
Rockland Boulders	64	35	.646	.5	141,260	Jamie Keefe
New Jersey Jackals	55	45	.550	10	91,892	Matt Padgett
Sussex County Miners	45	54	.455	19.5	80,442	Bobby Jones
Ottawa Champions	42	56	.429	22	87,029	Hal Lanier
Trois-Rivières Aigles	39	61	.390	26	77,703	T.J. Stanton
#Cuban National Team	5	16	.238			
#Dominican Republic	2	15	.118			

# - Road team.

**Semifinals/Demi-finale:** Quebec 3 games, Sussex County 0; Rockland 3 games, New Jersey 1.

**Finals/Finale:** Québec 3 games, Rockland 0.

**League Leaders/Meneurs de la ligue**

**BA:** Johnny Bladel, New Jersey, .345  
**Runs:** Johnny Bladel, New Jersey, 95  
**Hits:** Johnny Bladel, New Jersey, 135  
**RBI:** Joe Maloney, Rockland, 101

**HR:** Joe Maloney, Rockland, 35  
**Wins:** Justin Topa, Rockland, 14  
**SO:** David Richardson, New Jersey, 119;  
 Arik Sikula, Québec, 119  
**ERA:** Lazaro Blanco, Québec, 2.98

**All-Stars/Étoiles**

**1B:** Jordan Lennerton, Québec  
**2B:** Dylan Tice, Rockland  
**3B:** Yurisbel Gracial, Québec  
**SS:** Yordan Manduley, Québec  
**OF:** Johnny Bladel, New Jersey  
**OF:** Joe Maloney, Rockland  
**OF:** Kalian Sams, Québec  
**C:** Maxx Tissenbaum, Québec

**DH:** Brian Burgamy, New Jersey  
**P:** Lazaro Blanco, Québec  
**Relief:** Nolan Becker, Québec  
**MVP:** Joe Maloney, Rockland  
**Defensive POY:** Mike Fransoso, Rockland  
**Rookie:** Mike Montville, Rockland  
**Mgr. of the Year:** Patrick Scalabrini, QUÉ

## Alumni of Can-Am League clubs

### Anciens de la ligue Can-Am



**RHP Wilmer Font**, Ottawa 2015-16

Font was excellent after being traded to Tampa Bay in May, going 2-1 with a 1.67 ERA in 27 innings of work. In late June, he notched his first two big-league wins with five shutout innings against the New York Yankees, followed up by five innings against Houston in which he allowed just one hit.

*Font a connu une excellente séquence après avoir été échangé aux Rays en mai, avec une fiche de 2-1 et un MPM de 1.67 en 27 manches lancées. En juin, il a inscrit ses deux premières victoires dans les ligues majeures avec cinq manches*

*sans point contre les Yankees de New York, suivi de cinq manches contre les Astros de Houston avec seulement un coup sûr alloué.*

Year	Club	ERA	W	L	S	G	GS	IP	SO
Année	Équipe	MPM	V	D	SV	MJ	DÉP	ML	RAB
2017	L.A. Dodgers	17.18	0	0	0	3	0	3.2	3
2018	LAD/OAK/TB	4.28	2	3	0	19	5	44.0	36



**RHP Luis Garcia**, Newark 2012

Garcia was once again a workhorse out of the Phillies' bullpen in 2018, finishing fourth on the team with 59 appearances. He had a superb midseason stretch between July 23 and August 16 with ten consecutive scoreless appearances. Garcia was traded to the Los Angeles Angels during the 2018-19 offseason.

*Garcia avait toujours un rôle important dans l'enclos des Phillies en 2018, terminant quatrième dans l'équipe avec sa participation à 59 matchs. Entre le 23 juillet et le 16 août, il avait lancé 10 matchs consécutifs en n'accordant aucun point*

*marqué contre lui. Garcia fut échangé aux Angels de Los Angeles pendant la saison morte de 2018-19.*

Year	Club	ERA	W	L	S	G	GS	IP	SO
Année	Équipe	MPM	V	D	SV	MJ	DÉP	ML	RAB
2013	Philadelphia	3.73	1	1	0	24	0	31.1	23
2014	Philadelphia	6.43	1	0	0	13	0	14.0	12
2015	Philadelphia	3.51	4	6	2	72	0	66.2	63
2016	Philadelphia	6.46	1	1	0	17	0	15.1	14
2017	Philadelphia	2.65	2	5	2	66	0	71.1	60
2018	Philadelphia	6.07	3	1	1	59	0	46.0	51



**RHP Robert Stock**, New Jersey 2016


Stock had an outstanding debut season for San Diego after being called up in late June. He limited righthanded hitters to a .215 average and was nearly flawless in home games, allowing no earned runs in 20.1 innings of work over 15 appearances.

*Stock a connu un départ canon à sa première saison avec les Padres après avoir été promu en juin. Il a limité les frappeurs droitiers à un moyenne au bâton de .215 et il a été presque parfait pendant les matchs à domicile,*

*n'allouant aucun point mérité en 20.1 manches lancées.*


Year	Club	ERA	W	L	S	G	GS	IP	SO
Année	Équipe	MPM	V	D	SV	MJ	DÉP	ML	RAB
2018	San Diego	2.50	1	1	0	32	0	39.2	38

## Umpire alumni / Anciens arbitres



Umpire **Will Little**, 2007

Little became the first former Can-Am League umpire to reach the major leagues when he worked the Baltimore-Cleveland game at Camden Yards on June 24, 2013. After his stint in the Can-Am League, Little moved to affiliated baseball, where he quickly worked his way up the ladder through the Gulf Coast (Rookie), Appalachian (Rookie), South Atlantic (A), Carolina (A) and Southern (AA) Leagues, before reaching the Triple-A International League in 2011.



Umpire **Adam Hamari**, 2006

Hamari made his big-league umpiring debut just a day after fellow Can-Am League alum Will Little, manning second base at the Cubs-Brewers game at Miller Park on June 25, 2013. He had previously progressed through the minors, working in the Midwest League (A), California League (A), Florida State League (A), Southern League (AA) and Eastern League (AA). In 2011, Hamari received his first AAA assignment, as he began working in the Triple-A International League. He spent all of 2011 and

2012 as a full-time International League umpire.

## In affiliated minor leagues / Dans les ligues mineures affiliées

	First Season <i>Première Année</i>	League <i>Ligue</i>	Level <i>Niveau</i>
Javier Cantu	2005	Midwest	Low-A
Matt Pridemore	2005	Florida State	High-A
Jeremy Crowe	2007	Carolina	High-A
Tim Eastman	2007	Eastern	Double-A
Nate Caldwell	2008	New York-Penn	Short Season A
Blake Felter	2008	Southern	Double-A
Thomas Newsom	2008	Pacific Coast	Triple-A
<b>Clay Park (active)</b>	<b>2008</b>	<b>Pacific Coast</b>	<b>Triple-A</b>
Ryan Bealo	2009	South Atlantic	Low-A
Tim Rosso	2009	Eastern	Double-A
Shaylor Smith	2009	Carolina	High-A
<b>Rich Grassa (active)</b>	<b>2012</b>	<b>Eastern</b>	<b>Double-A</b>
John Durante	2013	New York-Penn	Short Season A
Andrew Clark (active)	2015	Northwest	Short Season A
Brandon Johnson	2015	New York-Penn	Short Season A
<b>Steven Jaschinski (active)</b>	<b>2017</b>	<b>New York-Penn</b>	<b>Short Season A</b>
<b>Kevin Mandzuk (active)</b>	<b>2017</b>	<b>Gulf Coast</b>	<b>Rookie</b>
<b>Tyler Witte (active)</b>	<b>2017</b>	<b>Gulf Coast</b>	<b>Rookie</b>



# GanAmLeague.tv

**Catch every Can-Am League regular season and  
playoff game live online, all season long!**



## Other alumni of Can-Am League clubs reaching the Major Leagues

Player	Position	Can-Am Club	MLB Club
Tim Adleman	RHP	New Jersey 2013	Cincinnati 2016-17
Andrew Albers	LHP	Québec 2010	Minnesota 2013, 2016 Toronto 2015 Seattle 2017
Craig Breslow	LHP	New Jersey 2004	San Diego 2005 Boston 2006, 2012-15 Cleveland 2008, 2017 Minnesota 2008-09, 2017 Oakland 2009-11 Arizona 2012 Miami 2016
Stephen Cardullo	OF	Rockland 2013-15	Colorado 2016-17
Chris Colabello	1B	Worcester 2005-11 Nashua 2007	Minnesota 2013-14 Toronto 2015-16
Steve Delabar	RHP	Brockton 2008-09	Seattle 2011-12 Toronto 2012-15 Cincinnati 2016
Jeff Harris	RHP	Québec 2003-04	Seattle 2005-06
John Lindsey	1B	New Jersey 2005-06	L.A. Dodgers 2010
Stu Pomeranz	RHP	New Jersey 2009	Baltimore 2012
Ken Ray	RHP	North Shore 2005	Atlanta 2006
Raul Valdes	RHP	New Jersey 2006 Nashua 2006	N.Y. Mets 2010-11 St. Louis 2011 Philadelphia 2012-13 Houston 2014
Joe Winkelsas	RHP	Grays 2005	Milwaukee 2006

## Québec Capitales All-Time Can-Am League Home-Road Record

### Fiches à domicile-à l'étranger dans la Ligue Can-Am des Capitales de Québec

Year	Home Record	Pct.	Road Record	Pct.
Année	Fiche à domicile	Pct.	Fiche à l'étranger	Pct.
2005	33-11	.750	24-23	.511
2006	24-22	.522	20-22	.476
2007	25-21	.543	24-24	.500
2008	29-18	.617	29-18	.617
2009	27-20	.575	26-21	.553
2010	31-15	.674	26-22	.542
2011	40-13	.755	24-13	.649
2012	36-14	.720	30-20	.600
2013	32-17	.653	24-25	.490
2014	25-23	.521	21-27	.438
2015	37-17	.685	17-25	.405
2016	31-23	.574	25-21	.543
2017	38-14	.731	27-21	.563
2018	36-18	.667	22-26	.468
<b>All-Time</b>	<b>444-246</b>	<b>.644</b>	<b>339-308</b>	<b>.524</b>

## Can-Am League players sold to Major League organizations Joueurs signés par des équipes du baseball majeurs

Player Joueur	Position Position	Can-Am Club Équipe Can-Am	MLB Club Équipe MLB	Year Sold Année vendu
Jim Wladyka	RHP	Atlantic City	Kansas City	2007
Josh Burrus	OF	Atlantic City	Detroit	2010
Craig Anderson	LHP	Brockton	Baltimore	2005
Jon Koch	RHP	Brockton	San Diego	2005
Tony Gonzalez	OF	Brockton	San Diego	2007
Mike McTamney	RHP	Brockton	Philadelphia	2007
Santo Hernandez	RHP	Brockton	Philadelphia	2008
Guillermo Reyes	INF	Brockton	Arizona	2008
Francisco Cruceta	RHP	Brockton	New York Yankees	2011
Jorge Jimenez	INF	Brockton	Cincinnati	2011
Chris Valencia	OF	Brockton	Arizona	2011
Tony Pierce	RHP	Grays	Pittsburgh	2006
Jamie Baker	RHP	Nashua	San Diego	2006
Jon Connolly	RHP	Nashua	Detroit	2006
Tim Bausher	RHP	Nashua	Kansas City	2007
Steve Palazzolo	RHP	Nashua	San Francisco	2007
Tommy Rojas	C	Nashua	Washington	2007
Olmo Rosario	INF	Nashua	San Francisco	2007
Breland Brown	OF	Nashua (N.H.)	San Francisco	2009
T.J. Hose	RHP	Newark	Boston	2011
Daryle Ward	OF	Newark	Arizona	2011
Peter Fatse	INF/OF	Newark	Baltimore	2012
Omar Javier	RHP	Newark	San Francisco	2012
Bridger Hunt	INF	Newark	San Diego	2013
James Roche	OF	Newark	New York Mets	2013
Andy Weimer	RHP	New Haven	Cincinnati	2006
Brad Whitworth	LHP	New Haven	Houston	2006
Cory Willey	LHP	New Haven	Philadelphia	2007
John Lindsey	1B	New Jersey	Miami	2005
Sandy Madera	C	New Jersey	Baltimore	2006
Isaac Pavlik	LHP	New Jersey	Chicago Cubs	2006
Randy Rapp	RHP	New Jersey	Oakland	2006
Raul Valdes	LHP	New Jersey	New York Mets	2006
Hunter Davis	RHP	New Jersey	Tampa Bay	2007
Alex Fernandez	OF	New Jersey	Pittsburgh	2007
John Lindsey	1B	New Jersey	Los Angeles Dodgers	2007
Rusty Tucker	LHP	New Jersey	Milwaukee	2007
Mike Vicaro	RHP	New Jersey	Colorado	2007
Jason Wylie	RHP	New Jersey	Philadelphia	2007
Tom Atlee	RHP	New Jersey	Milwaukee	2008
Sandy Madera	C	New Jersey	Boston	2008
Chris Garcia	INF	New Jersey	Pittsburgh	2009
Chris Maddox	C	New Jersey	Atlanta	2009
Chris Garcia	INF	New Jersey	Atlanta	2010
Myron Leslie	INF	New Jersey	New York Yankees	2010
Jordan Newton	C	New Jersey	Pittsburgh	2010
Stu Pomeranz	RHP	New Jersey	Colorado	2010
Argenis Reyes	INF	New Jersey	Boston	2010
Dustin Cameron	RHP	New Jersey	Philadelphia	2011
Leonard Davis	OF	New Jersey	Washington	2011
James Leverton	LHP	New Jersey	Miami	2011
Argenis Reyes	INF	New Jersey	Cleveland	2011
Zach Woods	RHP	New Jersey	New York Yankees	2012
Nick Giarraputo	INF	New Jersey	Chicago White Sox	2013
Gabriel Perez	RHP	New Jersey	Arizona	2014
Dwight Childs	C	New Jersey	Pittsburgh	2015
Peter Mooney	SS	New Jersey	Miami	2015
Art Charles	1B	New Jersey	Cincinnati	2016
Johnny Hellweg	RHP	New Jersey	Cincinnati	2016
Whit Mayberry	RHP	New Jersey	Washington	2016
Alex Powers	RHP	New Jersey	Cincinnati	2016
Johnny Walter	RHP	New Jersey	St. Louis	2016
Michael O'Neill	OF	New Jersey	Detroit	2017
Andres Santiago	RHP	New Jersey	Atlanta	2017
Robert Stock	RHP	New Jersey	Cincinnati	2017
Ken Ray	RHP	North Shore	Atlanta	2005

# ALUMNI/ANCIENS

Daniel Batz	OF	North Shore	Miami	2006
Ryan Bicondoa	RHP	North Shore	Chicago Cubs	2006
Chris Farley	RHP	North Shore	New York Yankees	2007
J.D. Reininger	INF	North Shore	Washington	2007
Alex Trezza	C	North Shore	Colorado	2007
Ethan Elias	RHP	Ottawa	Arizona	2015
Josh Blanco	LHP	Ottawa	Washington	2016
Wilmer Font	RHP	Ottawa	Toronto	2016
Phillippe Aumont	RHP	Ottawa	Detroit	2017
Jose Duarte	OF	Pittsfield	Miami	2010
Bryan Dumesnil	LHP	Québec	Atlanta	2007
Eric Cyr	LHP	Québec	Los Angeles Dodgers	2008
Mark James	RHP	Québec	Cincinnati	2009
Eric Gagne	RHP	Québec	Los Angeles Dodgers	2010
Alex Nunez	OF	Québec	Detroit	2010
Andrew Albers	LHP	Québec	Minnesota	2011
Sebastien Boucher	OF	Québec	Philadelphia	2011
Matthew Rusch	RHP	Québec	Boston	2011
Chris Cox	RHP	Québec	Arizona	2012
Tony Davis	LHP	Québec	Toronto	2012
John Mariotti	RHP	Québec	Philadelphia	2012
Karl Gelinás	RHP	Québec	Philadelphia	2013
Rony Rodriguez	OF	Québec	Chicago Cubs	2013
Balbino Fuenmayor	3B	Québec	Kansas City	2014
Danny Moskovits	RHP	Québec	Arizona	2014
Kyle Regnault	LHP	Québec	New York Mets	2014
Jon Fitzsimmons	RHP	Québec	Cleveland	2016
Jordan Mills	LHP	Québec	Washington	2017
Maxx Tissenbaum	C	Québec	Colorado	2017
Karl Triana	RHP	Québec	Baltimore	2017
Chris Edmondson	OF	Rockland	Atlanta	2013
Sean Bierman	LHP	Rockland	Arizona	2014
Joe Donino	RHP	Rockland	Arizona	2014
Steve Nyisztor	INF	Rockland	Arizona	2014
Joe Maloney	C/OF	Rockland	Minnesota	2015
Stephen Cardullo	OF	Rockland	Colorado	2016
Leandro Castro	OF	Rockland	Minnesota	2016
Alex Gouin	RHP	Rockland	Arizona	2016
Markus Solbach	RHP	Rockland	Arizona	2016
Junior Arrojo	INF	Rockland	Miami	2017
David Fischer	RHP	Rockland	Minnesota	2017
Justin Topa	RHP	Rockland	Texas	2018
Kevin Olsen	RHP	Sussex	Oakland	2006
Mike LaLuna	RHP	Sussex	Detroit	2008
Steve Fox	RHP	Sussex	Boston	2009
Matt Weston	INF	Sussex	Houston	2009
Mike McGuire	RHP	Sussex	Philadelphia	2010
Jesse Beal	RHP	Sussex County	Philadelphia	2017
Alex Demchak	LHP	Sussex County	Boston	2018
Martin Figueroa	3B	Sussex County	St. Louis	2018
Kenny Koplove	RHP	Sussex County	Colorado	2018
David Rollins	LHP	Sussex County	Seattle	2018
Cam Kneeland	INF	Trois-Rivières	Baltimore	2013
Nick Sarianides	RHP	Trois-Rivières	Arizona	2014
Kaohi Downing	RHP	Trois-Rivières	L.A. Dodgers	2015
Dylan Rheault	RHP	Trois-Rivières	San Francisco	2017
Eddie Pena	RHP	Worcester	San Diego	2005
Chris Colabello	INF	Worcester	Detroit	2006
Alex Nunez	INF	Worcester	Washington	2006
Steve Palazzolo	RHP	Worcester	Milwaukee	2006
Alex Pena	RHP	Worcester	St. Louis	2006
Omar Pena	INF	Worcester	Kansas City	2006
D.J. Mattox	RHP	Worcester	Kansas City	2007
Scott Grimes	OF	Worcester	New York Mets	2008
Tom Cochran	LHP	Worcester	Cincinnati	2009
Eddie Pena	RHP	Worcester	Pittsburgh	2009
Chris Colabello	INF	Worcester	Minnesota	2012
Eddie Pena	RHP	Worcester	Chicago White Sox	2013

List partially compiled by/Liste partialement compliée par Bob Wirz, Independent Baseball Insider  
[indybaseballchatter.blogspot.com](http://indybaseballchatter.blogspot.com)

## Can-Am League Records/Records de ligue

**Batting - Regular Season****Batting Average****Highest, Team, Season:** .295, New Jersey, 2005 and Brockton, 2011.**Lowest, Team, Season:** .245, Elmira, 2005.**Highest, Player, Season:** .402, Bridger Hunt, Newark, 2013.**Games****Most, Player, Season:** 102, James McOwen, Québec, 2018.**At-Bats****Most, Team, Season:** 3,505, Québec, 2012.**Fewest, Team Season:** 2,889, Québec, 2006.**Most, Team, Game:** 62, New Jersey, June 22, 2012.**Most, Player, Season:** 411, Jared Edmondson, Newark, 2012.**Most, Player, Game:** 10, Marcus Sanders, New Jersey, June 26, 2008.**Runs****Most, Team, Season:** 622, Rockland, 2015.**Fewest, Team, Season:** 370, Sussex, 2006.**Most, Team, Game:** 23, Québec, June 6, 2017; Rockland, August 5, 2017 and New Jersey, May 31, 2018.**Most, Team, Inning:** 14, Worcester, May 31, 2011 and Québec, July 4, 2014.**Most, Player, Season:** 95, Johnny Bladel, New Jersey, 2017.**Most, Player, Game:** 6, Ivan Naccarata, Québec, July 26, 2010 and Maxx Tissenbaum, Québec, June 6, 2017.**Hits****Most, Team, Season:** 1012, New Jersey, 2012.**Fewest, Team, Season:** 728, Québec, 2006.**Most, Team, Game:** 28, New Jersey, June 30, 2008.**Most, Team, Inning:** 12, New Jersey, June 30, 2008.**Most, Player, Season:** 140, Melvin Falu, Brockton, 2008.**Most, Player, Game:** 6, Art Charles, New Jersey, June 6, 2016.**Doubles****Most, Team, Season:** 211, Rockland, 2015.**Fewest, Team, Season:** 127, Trois-Rivières, 2015.**Most, Team, Game:** 9, Worcester, July 17, 2007.**Most, Player, Season:** 34, Chris Colabello, Worcester, 2008; Danny Bombback, Rockland, 2013; and Stephen Cardullo, Rockland, 2015.**Most, Player, Game:** 4, Jake Daubert, Brockton, June 23, 2006.**Triples****Most, Team, Season:** 46, New Jersey, 2016.**Fewest, Team, Season:** 7, Québec, 2014.**Most, Team, Game:** 4, Pittsfield, September 2, 2011.**Most, Player, Season:** 12, D'Vontrey Richardson, New Jersey, 2016.**Most, Player, Game:** 2, several.**Home Runs****Most, Team, Season:** 147, Rockland, 2018.**Fewest, Team, Season:** 26, Sussex, 2006.**Most, Team, Game:** 7, New Jersey, May 31, 2018.**Most, Team, Inning:** 5, Québec, August 11, 2011.**Most Consecutive, Team, Inning:** 4, Québec, August 11, 2011.**Most, Player, Season:** 35, Joe Maloney, Rockland, 2017.**Most, Player, Game:** 3, several.**Most, Player, Inning:** 2, Eddie Lantigua, Québec, August 21, 2005 and Bobby Wagner, Québec, August 11, 2011.

## Runs Batted In

**Most, Team, Season:** 573, Rockland, 2015.

**Fewest, Team, Season:** 325, Sussex County, 2015.

**Most, Team, Game:** 23, Rockland, August 5, 2017.

**Most, Player, Season:** 112, Eddie Lantigua, Québec, 2005.

**Most, Player, Game:** 10, Chris Colabello, Worcester, May 29, 2007.

## Total Bases

**Most, Team, Season:** 1557, New Jersey, 2012.

**Fewest, Team, Season:** 987, Elmira, 2006.

**Most, Team, Game:** 50, New Jersey, May 31, 2018.

**Most, Player, Season:** 248, Art Charles, New Jersey, 2016.

**Most, Player, Game:** 14, Jorge Jimenez, Brockton, June 12, 2011, and Jose Cuevas, Trois-Rivières, July 13, 2014.

## Walks

**Most, Team, Season:** 463, Rockland, 2016.

**Fewest, Team, Season:** 204, Newark, 2013.

**Most, Team, Game:** 15, Ottawa vs. New Jersey, July 22, 2017.

**Most, Player, Season:** 87, Sebastien Boucher, Ottawa, 2016.

**Most, Player, Game:** 5, Mike Piercy, New Jersey, May 29, 2005, and Chase Fontaine, Newark, August 20, 2011.

## Intentional Walks

**Most, Team, Season:** 17, Brockton, 2005 and Worcester, 2005.

**Fewest, Team, Season:** 1, Sussex County, 2015.

**Most, Team, Game:** 2, several.

**Most, Player, Season:** 10, Eddie Lantigua, Québec, 2007.

**Most, Player, Game:** 1, several.

## Hit by Pitch

**Most, Team, Season:** 102, Rockland, 2014.

**Fewest, Team, Season:** 28, Grays, 2005.

**Most, Team, Game:** 5, North Shore, August 29, 2006, and Rockland, August 21, 2014.

**Most, Player, Season:** 36, Junior Arrojo, Rockland, 2015 and Junior Arrojo, Rockland, 2016.

**Most, Player, Game:** 4, Junior Arrojo, Rockland, July 6, 2014.

## Strikeouts

**Most, Team, Season:** 854, Trois-Rivières, 2018.

**Fewest, Team, Season:** 396, New Jersey, 2006.

**Most, Team, Game:** 22, Sussex County, August 11, 2017 (11 innings).

**Most, Both Teams, Game:** 39, Sussex County vs. New Jersey, August 11, 2017 (11 innings).

**Most, Player, Season:** 141, Joe Dunigan, New Jersey, 2014.

**Most, Player, Game:** 5, several.

## Sacrifice Flies

**Most, Team, Season:** 58, Sussex County, 2018.

**Fewest, Team, Season:** 17, New Haven County, 2006.

**Most, Team, Game:** 4, several.

**Most, Player, Season:** 11, Chris Grossman, Brockton, 2010 and Rene Leveret, Québec, 2013.

**Most, Player, Game:** 3, Jared Schlehuder, Rockland, August 26, 2016.

## Sacrifice Hits

**Most, Team, Season:** 62, Ottawa, 2016.

**Fewest, Team, Season:** 8, Sussex, 2008.

**Most, Team, Game:** 4, several.

**Most, Player, Season:** 20, Lucas Taylor, Worcester, 2006.

## Stolen Bases

**Most, Team, Season:** 239, Sussex County, 2018.

**Fewest, Team, Season:** 43, New Haven County, 2005.

**Most Attempts, Team, Season:** 325, Sussex County, 2018.

**Fewest Attempts, Team, Season:** 64, New Haven County, 2005.

**Highest Success Rate, Team, Season:** 84.8%, Québec, 2010 (117 of 138 attempts successful)

**Lowest Success Rate, Team, Season:** 58.3%, Brockton, 2010 (49 of 84 attempts successful)

**Most, Team, Game:** 11, New Jersey, July 22, 2015.

**Most, Player, Season:** 51, Breland Almadova, Sussex County, 2018.

**Most, Player, Game:** 5, Marcus Nettles, New Haven County, 2006.

### **Caught Stealing**

**Most, Team, Season:** 86, Sussex County, 2018.

**Fewest, Team, Season:** 15, North Shore, 2006.

**Most, Team, Game:** 4, several.

**Most, Player, Season:** 19, Mikey Reynolds, Sussex County, 2018.

**Most, Player, Game:** 2, several.

### **Hit into Double Play**

**Most, Team, Season:** 116, New Jersey, 2012.

**Fewest, Team, Season:** 45, Worcester, 2005.

**Most, Team, Game:** 6, New Jersey, July 2, 2012 and New Jersey, May 22, 2013.

**Most, Player, Season:** 19, Melvin Falu, Brockton, 2011.

**Most, Player, Game:** 3, Matt Cusick, New Jersey, July 2, 2012 and Nick Giarraputo, Sussex County, May 31, 2016.

### **On-Base Percentage**

**Highest, Team, Season:** .384, New Jersey, 2016.

**Lowest, Team Season:** .314, Elmira, 2005.

**Highest, Player, Season:** .483, Junior Arrojo, Rockland, 2016.

### **Slugging Percentage**

**Highest, Team, Season:** .460, North Shore, 2005.

**Lowest, Team, Season:** .330, Elmira, 2005.

**Highest, Player, Season:** .699, Art Charles, New Jersey, 2016.

### **Extra-Base Hits**

**Most, Player, Season:** 61, Joe Maloney, Rockland, 2017.

**Most, Player, Game:** 4, several.

### **Singles**

**Most, Player, Game:** 5, several.

### **Grand Slams**

**Most, Team, Season:** 6, Worcester, 2005; Québec, 2005; and Québec, 2017.

**Most, Team, Game:** 3, Québec, July 5, 2017 vs. Ottawa.

**Most, Player, Season:** 4, Eddie Lantigua, Québec, 2005.

**Most, Player, Game:** 1, several.

### **Runners Left on Base**

**Most, Team, Season:** 819, Québec, 2012.

**Fewest, Team, Season:** 594, Elmira, 2005.

**Most, Team, Game:** 19, Brockton, June 14, 2006 (14 innings) and New Jersey, June 17, 2016.

**Most, Both Teams, Game:** 33, Brockton vs. Worcester, June 14, 2006 (14 innings).

## **Pitching**

### **Earned-Run Average**

**Lowest, Team, Season:** 2.78, North Shore, 2006.

**Highest, Team, Season:** 5.75, Newark, 2012.

**Lowest, Pitcher, Season:** 1.89, Junior Guerrero, Worcester, 2006.

### **Wins**

**Most, Pitcher, Season:** 15, Brian Rodaway, Atlantic City, 2007 and Jeff Duda, Québec, 2012.

### **Losses**

**Most, Pitcher, Season:** 13, Adam Hawes, Ottawa, 2008.

# LEAGUE RECORDS/RECORDS DE LIGUE

## Games

**Most, Pitcher, Season:** 53, Nick Kennedy, Rockland, 2018.

## Games Started

**Most, Pitcher, Season:** 22, Mike McTamney, Brockton, 2007 and Brian Rodaway, Atlantic City, 2008.

## Complete Games

**Most, Team, Season:** 17, Pittsfield, 2011.

**Fewest, Team, Season:** 1, New Jersey, 2007; New Jersey, 2014; and Rockland, 2017.

**Most, Pitcher, Season:** 7, Edilson Alvarez, Trois-Rivières, 2017.

## Shutouts

**Most, Team, Season:** 16, North Shore, 2006.

**Fewest, Team, Season:** 0, several.

**Most, Pitcher, Season:** 3, Bryan Morse, North Shore, 2005 and Andrew Vinson, Sussex County, 2018.

## Saves

**Most, Team, Season:** 33, Québec, 2015.

**Fewest, Team, Season:** 10, New Jersey, 2006.

**Most, Pitcher, Season:** 27, Kevin Fitzgerald, North Shore, 2006.

## Innings Pitched

**Most, Team, Season:** 890.2, Québec, 2018.

**Fewest, Team, Season:** 751.0, Québec, 2006.

**Most, Pitcher, Season:** 153.1, Brad Guy, Brockton, 2006.

**Most, Pitcher, Game:** 10.0, Chris Farley, Worcester, September 6, 2010.

## Hits Allowed

**Most, Team, Season:** 1032, Trois-Rivières, 2017.

**Fewest, Team, Season:** 684, North Shore, 2006.

**Most, Team, Game:** 28, Worcester, June 30, 2008.

**Most, Team, Inning:** 12, Worcester, June 30, 2008.

**Most, Pitcher, Season:** 169, Lincoln Mincks, Grays, 2005.

**Most, Pitcher, Game:** 16, Matt Giusti, Worcester, August 10, 2010 and Brian Gump, Trois-Rivières, June 4, 2013.

## Runs Allowed

**Most, Team, Season:** 641, Newark, 2012.

**Fewest, Team, Season:** 298, North Shore, 2006.

**Most, Team, Game:** 23, Trois-Rivières, June 6, 2017; Ottawa, August 5, 2017 and Ottawa, May 31, 2018.

**Most, Team, Inning:** 14, Worcester, May 31, 2011 and Trois-Rivières, July 4, 2014.

**Most, Pitcher, Season:** 91, Adam Hawes, Ottawa, 2008.

**Most, Pitcher, Game:** 14, Reid Willett, Worcester, July 29, 2007; Mike Moore, New Jersey, September 2, 2011 and Brian Gump, Trois-Rivières, June 4, 2013.

**Most, Pitcher, Inning:** 10, Jason Benson, Québec, July 22, 2005.

## Earned Runs Allowed

**Most, Team, Season:** 547, Newark, 2012.

**Fewest, Team, Season:** 236, North Shore, 2006.

**Most, Team, Game:** 23, Ottawa vs. Rockland, August 5, 2017.

**Most, Team, Inning:** 14, Trois-Rivières, July 4, 2014.

**Most, Pitcher, Season:** 82, Adam Hawes, Ottawa, 2008.

**Most, Pitcher, Game:** 14, Reid Willett, Worcester, July 29, 2007 and Brian Gump, Trois-Rivières, June 4, 2013.

**Most, Pitcher Inning:** 9, Saul Solveson, Elmira, June 29, 2005.

## Walks

**Most, Team, Season:** 446, Sussex, 2007.

**Fewest, Team, Season:** 194, Québec, 2011.

**Most, Team, Game:** 15, New Jersey vs. Ottawa, July 22, 2017.



**Most, Pitcher, Season:** 93, Elliott Shaw, Grays, 2007.

**Most, Pitcher, Game:** 10, Jon Muller, Rockland, August 20, 2011.

## Intentional Walks Allowed

**Most, Team, Season:** 28, Atlantic City, 2008 and Rockland, 2012.

**Fewest, Team, Season:** 0, Brockton, 2009 and Brockton, 2010.

**Most, Team, Game:** 2, several.

## Strikeouts

**Most, Team, Season:** 866, New Jersey, 2017.

**Fewest, Team, Season:** 450, New Hampshire, 2009.

**Most, Team, Game:** 22, New Jersey, August 11, 2017 (11 innings)

**Most, Pitcher, Season:** 130, John Kelly, Brockton/New Jersey, 2007.

**Most, Pitcher, Game:** 15, Mike Antonini, New Jersey, June 12, 2014 and Steve Borkowski, Ottawa, August 7, 2017.

**Most, Pitcher, Inning:** 4, Joe Riley, Québec, August 21, 2014.

## Home Runs Allowed

**Most, Team, Season:** 116, Newark, 2012.

**Fewest, Team, Season:** 32, North Shore, 2006.

**Most, Team, Game:** 7, Ottawa, May 31, 2018.

**Most, Team, Inning:** 5, New Jersey, August 11, 2011.

**Most, Pitcher, Season:** 21, Derell McCall, Worcester, 2005; Matt Rusch, Trois-Rivières, 2017; and Edilson Alvarez, Trois-Rivières, 2017.

**Most, Pitcher, Game:** 5, Guiseppe Granitto, New Jersey, July 9, 2009.

**Most, Pitcher, Inning:** 4, Jon Kibler, New Jersey, August 11, 2011.

## Grand Slams Allowed

**Most, Team, Season:** 6, Rockland, 2016 and Ottawa, 2017.

**Most, Team, Game:** 3, Ottawa vs. Québec, July 5, 2017.

**Most, Pitcher, Season:** 2, several.

**Most, Pitcher, Game:** 2, Austin Chrismon, Ottawa, July 5, 2017.

## Doubles Allowed

**Most, Team, Season:** 196, Trois-Rivières, 2018.

**Fewest, Team, Season:** 112, New Jersey, 2014.

**Most, Pitcher, Season:** 36, Dan Sausville, Worcester/Québec, 2012.

## Triples Allowed

**Most, Team, Season:** 33, Newark, 2012.

**Fewest, Team, Season:** 9, Trois-Rivières, 2018.

**Most, Pitcher, Season:** 5, several.

## Batters Faced

**Most, Team, Season:** 4,050, Newark, 2012.

**Fewest, Team, Season:** 3,187, North Shore, 2006.

**Most, Pitcher, Season:** 624, Brad Guy, Brockton, 2006.

## At-Bats Faced

**Most, Team, Season:** 3,471, New Jersey, 2012.

**Fewest, Team, Season:** 2,857, North Shore, 2006.

**Most, Pitcher, Season:** 586, Brad Guy, Brockton, 2006.

## Opponents' Batting Average

**Highest, Team, Season:** .298, New Jersey, 2010.

**Lowest, Team, Season:** .239, North Shore, 2006.

**Highest, Pitcher, Season:** .350, Reid Willett, Worcester, 2007

**Lowest, Pitcher, Season:** .197, Mike Vicaro, New Jersey, 2007.

## Wild Pitches

**Most, Team, Season:** 98, Rockland, 2018.

**Fewest, Team, Season:** 15, New Jersey, 2007.

**Most, Team, Game:** 10, New Jersey vs. Trois-Rivières, June 3, 2017.

**Most, Pitcher, Season:** 26, Joe Donino, Sussex County, 2016.

**Most, Pitcher, Game:** 6, Dario Santangelo, Trois-Rivières, August 25, 2016.

# LEAGUE RECORDS/RECORDS DE LIGUE

## Hit Batters

**Most, Team, Season:** 101, Québec, 2014.

**Fewest, Team, Season:** 29, New Haven County, 2006.

**Most, Team, Game:** 5, Québec, August 29, 2006 and Québec, August 21, 2014 (G2 of DH).

**Most, Pitcher, Season:** 24, Zach Staniewicz, Québec, 2014.

**Most, Pitcher, Game:** 5, Zach Staniewicz, Québec, June 3, 2014.

## Balks

**Most, Team, Season:** 16, Worcester, 2012.

**Fewest, Team, Season:** 0, New Jersey, 2006; New Jersey, 2009; and New Jersey, 2010.

**Most, Team, Game:** 2, several.

**Most, Pitcher, Season:** 5, Brad Hertzler, Brockton, 2009 and Jake Hale, Ottawa, 2018.

**Most, Pitcher, Game:** 2, Manny Tejada, Brockton, July 1, 2005.

## Games Finished

**Most, Pitcher, Season:** 47, Andy Weimer, New Haven County, 2007.

## No-Hitters

Pitcher	Team	Date	Opponent	Innings
Aaron Myers	New Jersey	August 6, 2006	Worcester	9
Orlando Trias	Québec	August 24, 2008	Nashua	9
Mike Ness	Newark	July 11, 2012	Québec	9
Charlie Law	Rockland	August 23, 2013	New Jersey	7
Alex Syzmanski	Trois-Rivières	July 25, 2014	New Jersey	7
Jamie Walczak	Sussex County	June 14, 2015	Ottawa	7
Eduar Lopez	New Jersey	August 7, 2018	Ottawa	9

## One-Hitters

Pitcher	Team	Date	Opponent	Innings
Ryan Bicondoa	North Shore	July 4, 2005	Québec	9
Ryan Bicondoa	North Shore	September 1, 2005	Québec	9
Keith Dunn	Québec	July 24, 2007	Sussex	9
Bryan Morse	Brockton	August 8, 2007	North Shore	9
Zach Zuercher	Worcester	August 28, 2010	Brockton	9
Freddy Flores	Brockton	August 30, 2010	Québec	9
Jeff Duda	Québec	June 18, 2012	Worcester	9
Alex Pena	Worcester	June 20, 2005	North Shore	7
Luis Valdez	Québec	June 11, 2008	Worcester	7
James Leverton	New Jersey	July 30, 2011	Pittsfield	7
Steve Fox	New Jersey	June 14, 2012	Rockland	7
Karl Gelinas	Québec	July 14, 2015	Ottawa	7
Andrew Werner	Ottawa	July 14, 2015	Québec	7
Andrew Vinson	Sussex County	June 10, 2018	D.R.	5
Andrew Vinson	Sussex County	July 18, 2018	Rockland	7

## Sacrifice Flies Allowed

**Most, Team, Season:** 49, Rockland, 2012.

**Fewest, Team, Season:** 19, Québec, 2008.

**Most, Pitcher, Season:** 11, Joe Orloski, New Jersey, 2006.

## Sacrifice Hits Allowed

**Most, Team, Season:** 54, Sussex County, 2015.

**Fewest, Team, Season:** 15, Worcester, 2008.

**Most, Pitcher, Season:** 13, David Qualben, Pittsfield, 2011.

## Fielding

### Fielding Percentage

**Highest, Team, Season:** .988, Rockland, 2017.

**Lowest, Team, Season:** .953, Elmira, 2005.

**Total Chances****Most, Team, Season:** 3,860, Québec, 2012.**Fewest, Team, Season:** 3,213, Rockland, 2011.**Putouts****Most, Team, Season:** 2,666, Québec, 2012 and Québec, 2018.**Fewest, Team, Season:** 2,253, Québec, 2006.**Most, Team, Game:** 60, New Jersey, June 26, 2008 (20 innings).**Assists****Most, Team, Season:** 1,112, Québec, 2016.**Fewest, Team, Season:** 815, New Jersey, 2018.**Most, Team, Game:** 24, Worcester, June 26, 2008 (20 innings) and Ottawa, August 10, 2016 (11 innings).**Errors****Most, Team, Season:** 145, Sussex County, 2016.**Fewest, Team, Season:** 44, Rockland, 2017.**Most, Team, Game:** 11, Sussex County, June 23, 2016.**Most, Team, Inning:** 4, Rockland, June 12, 2018 (2nd game of DH).**Double Plays****Most, Team, Season:** 122, Québec, 2008.**Fewest, Team, Season:** 53, New Jersey, 2017.**Most, Team, Game:** 5, several.**Passed Balls****Most, Team, Season:** 45, New Jersey, 2013.**Fewest, Team, Season:** 5, Québec, 2009 and Québec, 2017.**Most, Team, Game:** 6, New Jersey, August 3, 2014.**Triple Plays****Most, Team, Season:** 2, Québec, 2015.**Stolen Bases****Most Allowed, Team, Season:** 173, Rockland, 2018.**Fewest Allowed, Team, Season:** 60, New Jersey, 2009.**Most Allowed, Team, Game:** 9, several.**Most Attempts Allowed, Team, Season:** 227, New Jersey, 2018.**Fewest Attempts Allowed, Team, Season:** 86, New Jersey, 2009.**Opposing Runners Thrown Out Stealing****Most, Team, Season:** 59, New Jersey, 2018.**Fewest, Team, Season:** 12, New Jersey, 2015.**Most, Team, Game:** 4, several.**Highest Efficiency, Team, Season:** .421, Grays, 2005 (45 of 107 runners thrown out).**Lowest Efficiency, Team, Season:** .081, Newark, 2011 (15 of 185 runners thrown out).**Fielding - By position****First Base****Percentage, Season:** .999, Jordan Lennerton, Québec, 2017.**Games, Season:** 93, Chris Colabello, Worcester, 2008, Jerod Edmondson, Rockland, 2014 and Charlie Law, Rockland, 2015.**Putouts, Season:** 854, Chris Gaskin, New Haven County, 2007.**Putouts, Game:** 20, Rene Leveret, Québec, August 18, 2011.**Assists, Season:** 77, Billy Becher, Nashua, 2006.**Assists, Game:** 5, Zach Strong, Worcester, June 28, 2005.**Errors, Season:** 14, Chris Colabello, Worcester, 2008.**Errors, Game:** 3, Norm Hutchins, Rockland, June 14, 2011.**Total Chances, Season:** 920, Chris Gaskin, New Haven County, 2007.**Double Plays, Season:** 97, Bryan Duplissie, Nashua, 2008.

## Second Base

**Percentage, Season:** .996, Pat McKenna, Rockland, 2016.

**Games, Season:** 94, Chris Brown, Sussex, 2008 and Jose De Los Santos, Ottawa, 2008.

**Putouts, Season:** 215, Boomer Berry, Québec, 2007 and Dylan Tice, Rockland, 2017.

**Putouts, Game:** 8, Marcus Sanders, New Jersey, June 26, 2008 and Marcus Sanders, New Jersey, August 19, 2009.

**Assists, Season:** 286, Josh Colafemina, Québec, 2012.

**Assists, Game:** 13, Jonathan Malo, Québec, May 16, 2013.

**Errors, Season:** 21, Danny Bombback, Rockland, 2013.

**Errors, Game:** 3, several.

**Total Chances, Season:** 506, Melvin Falu, Brockton, 2008.

**Double Plays, Season:** 72, Robert Gandolfo, Sussex, 2007.

## Third Base

**Percentage, Season:** .970, Mark Minicozzi, Worcester, 2011.

**Games, Season:** 94, Jay Yaconetti, Sussex, 2008.

**Putouts, Season:** 74, Eddie Lantigua, Québec, 2005 and Jay Yaconetti, Sussex, 2008.

**Putouts, Game:** 4, several.

**Assists, Season:** 227, Ben Tinius, Grays, 2007.

**Assists, Game:** 7, Joe Jianetti, New Jersey, May 30, 2005 and Chris Colabello, Worcester, September 7, 2009.

**Errors, Season:** 22, Jason Taylor, Pittsfield, 2010.

**Errors, Game:** 4, several.

**Total Chances, Season:** 314, Ben Tinius, Grays, 2007.

**Double Plays, Season:** 24, Mike MacMillan, Worcester, 2008 and Jay Yaconetti, Sussex, 2008.

## Shortstop

**Percentage, Season:** .9809, Sam Dexter, Trois-Rivières, 2018.

**Games, Season:** 97, Cory Morales, Sussex County, 2015 and Carlos Triunfel, New Jersey, 2018.

**Putouts, Season:** 175, Anthony Granato, Atlantic City, 2008.

**Putouts, Game:** 6, Ryan Dorsey, Elmira, July 22, 2005.

**Assists, Season:** 310, Anthony Granato, Atlantic City, 2008.

**Assists, Game:** 10, Yordan Manduley, Quebec, June 14, 2017.

**Errors, Season:** 32, Bridger Hunt, Newark, 2013.

**Errors, Game:** 4, Felix Adamkiewicz, New York, July 14, 2011; Bridger Hunt, Newark, July 19, 2013 and Jake McGuigan, Garden State, August 19, 2015.

**Total Chances, Season:** 509, Anthony Granato, Atlantic City, 2008.

**Double Plays, Season:** 67, Jose Contreras, Québec, 2008 and Matt Nandin, Pittsfield, 2010.

## Outfield

**Percentage, Season:** 1.000, several.

**Games, Season:** 100, Jerod Edmondson, Worcester, 2012 and Rockland, 2013.

**Putouts, Season:** 273, Donnie Webb, Rockland, 2013.

**Putouts, Game:** 8, Chris Valencia, Brockton, August 3, 2009.

**Assists, Season:** 17, Josh Beauregard, Worcester, 2006.

**Assists, Game:** 3, Mike MacMillan, Worcester, June 22, 2007.

**Errors, Season:** 10, Chris Valencia, Brockton, 2009 and D'vontrey Richardson, New Jersey, 2016.

**Errors, Game:** 2, several.

**Total Chances, Season:** 278, Donnie Webb, Rockland, 2013.

**Double Plays, Season:** 6, Danny Santiesteban, Newark, 2011.

## Catcher

**Percentage, Season:** 1.000, Alex Herceg, Rockland, 2017.

**Games, Season:** 92, Brad Hargreaves, Grays, 2005 and Alex Trezza, Worcester, 2008.

**Putouts, Season:** 594, Kevin Torres, New Jersey, 2018.

**Putouts, Game:** 22, Adam Martin, New Jersey vs. Sussex County, August 11, 2017.

**Assists, Season:** 67, Kevin Torres, New Jersey, 2018.  
**Assists, Game:** 4, several.  
**Errors, Season:** 19, Kyle Geiger, Ottawa, 2008.  
**Errors, Game:** 4, Alex Herceg, Rockland, June 12, 2018 (2nd game of DH)  
**Passed Balls, Season:** 24, Kyle LaFrenz, Newark, 2013 and Alex Debelis, Sussex County/Rockland, 2016.  
**Passed Balls, Game:** 6, Steve Nikorak, New Jersey, August 3, 2014.  
**Total Chances, Season:** 669, Kevin Torres, New Jersey 2018.  
**Double Plays, Season:** 7, Yohanny Valera, Sussex, 2008.  
**Caught Stealing, Season:** 45, Kevin Torres, New Jersey, 2018.  
**Caught Stealing, Game:** 4, several.  
**Caught Stealing, Inning:** 3, Adam Ehrlich, Quebec, June 22, 2018.  
**Stolen Bases Allowed, Season:** 129, Kevin Torres, New Jersey, 2018.  
**Stolen-Base Attempts Allowed, Season:** 174, Kevin Torres, New Jersey, 2018.  
**Highest Efficiency, Season (minimum 12 attempts):** .515, Luis Rodriguez, Nashua, 2008 (17 of 33 runners thrown out).  
**Lowest Efficiency, Season (minimum 12 attempts):** .000, several.

## Pitcher

**Percentage, Season:** 1.000, several.  
**Games, Season:** 53, Nick Kennedy, Rockland, 2018.  
**Putouts, Season:** 20, Bobby Blevins, Rockland, 2013.  
**Putouts, Game:** 3, Dan Reichert, Nashua, June 24, 2006 and Isaac Pavlik, New Jersey, August 4, 2009.  
**Assists, Season:** 34, Brian Rodaway, Atlantic City, 2007.  
**Assists, Game:** 6, Bryan Morse, North Shore, August 6, 2005.  
**Errors, Season:** 9, Jamie Walczak, Sussex County, 2015.  
**Errors, Game:** 2, several.  
**Total Chances, Season:** 48, Brad Guy, Brockton, 2006 and Brian Rodaway, Atlantic City, 2007.  
**Double Plays, Season:** 4, several.  
**Caught Stealing, Season:** 17, Andrew Werner, Ottawa, 2015.  
**Stolen Bases Allowed, Season:** 30, Julian Sampson, Rockland/Newark, 2012; Andres Caceres, New Jersey, 2017.  
**Stolen Base Attempts Allowed, Season:** 35, Andrew Werner, Ottawa, 2015.  
**Highest Efficiency, Season (minimum 12 attempts):** .737, Rolando Viera, Brockton, 2008 (14 of 19 runners thrown out).  
**Lowest Efficiency, Season (min. 12 attempts):** .000, several.

## Miscellaneous

### Attendance

**Highest, Season:** 190,645, Brockton, 2005.  
**Highest, Game:** 8,016, Atlantic City, July 3, 2008.

### Extra-Inning Games

**Most, Season:** 17, Ottawa, 2016 (9-8).  
**Most Wins, Season:** 9, Worcester, 2005 and Ottawa, 2016.  
**Most Losses, Season:** 10, New Jersey, 2005.  
**Fewest, Season:** 2, Atlantic City, 2007 (1-1) and Worcester, 2011 (1-1).  
**Fewest Wins, Season:** 0, Ottawa, 2018.  
**Fewest Losses, Season:** 0, Québec, 2006 and Nashua, 2008.  
**Highest Winning Percentage, Season:** 1.000, Québec, 2006 (3-0) and Nashua, 2008 (8-0).  
**Lowest Winning Percentage, Season:** .000, Ottawa, 2018 (0-3).

### Length of Game

**Longest Game:** 20 innings, New Jersey vs. Worcester, June 26, 2008.  
**Longest Nine Inning Game Time:** 4:16, New Jersey vs. Atlantic City, July 3, 2008.  
**Longest Game Time (Extra Innings):** 6:06, New Jersey vs. Worcester (20 innings), June 26, 2008.

# LEAGUE RECORDS/RECORDS DE LIGUE

**Shortest Nine-Inning Game Time:** 1:48, New Jersey vs. Québec, July 30, 2008; New York vs. Worcester, July 31, 2011; and Rockland vs. Brockton, August 5, 2011.

**Shortest Game Time (Fewer than Nine Innings):** 1:26, Québec vs. Ottawa, July 15, 2015 (7 innings).

## Losses

**Most, Season:** 71, Worcester, 2012.

**Fewest, Season:** 26, Québec, 2011.

**Most, Season, Home Games:** 33, Worcester, 2012 and Trois-Rivières, 2017.

**Fewest, Season, Home Games:** 11, Québec, 2005.

**Most, Season, Road Games:** 40, Elmira, 2005.

**Fewest, Season, Road Games:** 13, Québec, 2011.

**Most, Season, vs One Opponent:** 19, Ottawa vs. Rockland, 2017.

## One-Run Games

**Most, Season:** 39, Sussex, 2010 (15-24).

**Fewest, Season:** 17, Atlantic City, 2007 (13-4).

**Most Wins, Season:** 22, New Haven County, 2006 and Ottawa, 2015.

**Fewest Wins, Season:** 5, Ottawa, 2017.

**Most Losses, Season:** 24, Sussex, 2010.

**Fewest Losses, Season:** 4, Atlantic City, 2007.

**Highest Winning Percentage, Season:** .765, Atlantic City, 2007 (13-4).

**Lowest Winning Percentage, Season:** .192, Ottawa, 2017 (5-21).

## Shutouts

**Most Shutout Wins, Season:** 13, North Shore, 2006 and New Jersey, 2011.

**Fewest Shutout Wins, Season:** 0, several.

**Most Shutout Losses, Season:** 13, Trois-Rivières, 2014.

**Fewest Shutout Losses, Season:** 1, Québec, 2008 and Brockton, 2009.

**Most Games Involving a Shutout, Season:** 18, North Shore, 2006 (13-5) and New Jersey, 2006 (10-8).

**Fewest Games Involving a Shutout, Season:** 2, Brockton, 2005 (0-2).

**Highest Winning Pct. in Games Involving a Shutout, Season:** .909, Québec, 2008 (10-1).

**Lowest Winning Percentage in Games Involving a Shutout, Season:** .000, several.

## Streaks

**Wins:** 14, New Jersey, June 11-25, 2009.

**Losses:** 20, Sussex, August 5-30, 2006.

**Home Wins:** 16, Sussex County, July 8-August 15, 2018.

**Home Losses:** 10, Trois-Rivières, May 25-June 14, 2016 and Trois-Rivières, May 27-June 10, 2017.

**Road Wins:** 9, Rockland, July 21-August 13, 2015.

**Road Losses:** 25, Sussex, July 5-August 30, 2006.

**Consecutive Games with Hit:** 30, Daniel Carte, Pittsfield, 2010.

**Consecutive Games on Base:** 61, Jared McDonald, Rockland, 2015.

## Winning Percentage

**Highest, Season:** .711, Québec, 2011 (64-26).

**Lowest, Season:** .290, Worcester, 2012 (29-71).

**Highest, Season, Home Games:** .759, Sussex County, 2018 (41-13).

**Lowest, Season, Home Games:** .319, Ottawa, 2008 (15-32).

**Highest, Season, Road Games:** .708, North Shore, 2007 (34-14).

**Lowest, Season, Road Games:** .130, Elmira, 2005 (6-40).

## Wins

**Most, Season:** 66, Québec, 2012.

**Fewest, Season:** 28, Elmira, 2005.

**Most, Season, Home Games:** 41, Sussex County, 2018.

**Fewest, Season, Home Games:** 15, Ottawa, 2008.

**Most, Season, Road Games:** 34, North Shore, 2007.

**Fewest, Season, Road Games:** 6, Elmira, 2005.

**Most, Season, vs. One Opponent:** 19, Rockland vs. Ottawa, 2017.

**Batting - Playoffs****Batting Average**

**Highest, Team, Playoffs:** .327, New Jersey, 2013.

**Lowest, Team, Playoffs:** .158, Brockton, 2011.

**Highest, Team, Series:** .343, New Jersey, 2011 semifinals.

**Lowest, Team, Series:** .158, Brockton, 2011 semifinals.

**Highest, Player, Playoffs:** .583, Nick Giarraputo, New Jersey, 2013.

**At-Bats**

**Most, Team, Playoffs:** 357, Rockland, 2016.

**Fewest, Team, Playoffs:** 94, Pittsfield, 2011.

**Most, Team, Series (Best-of-7):** 254, New Jersey, 2013 finals.

**Most, Team, Series (Best-of-5):** 197, Ottawa, 2016 finals.

**Fewest, Team, Series:** 93, Rockland, 2017 finals.

**Most, Team, Playoff Game:** 51, Québec, September 16, 2009.

**Most, Player, Playoffs:** 43, Jared Schlehuber and Devin Harris, Rockland, 2016.

**Most, Player, Playoff Game:** 7, several.

**Runs**

**Most, Team, Playoffs:** 59, Ottawa, 2016.

**Fewest, Team, Playoffs:** 4, Brockton and Pittsfield, 2011.

**Most, Team, Series (Best-of-7):** 41, Québec, 2013 finals.

**Most, Team, Series (Best-of-5):** 38, Ottawa, 2016 finals.

**Fewest, Team, Series:** 4, Brockton and Pittsfield, 2011 semifinals.

**Most, Team, Playoff Game:** 21, Rockland, September 6, 2018.

**Most, Player, Playoffs:** 10, several.

**Most, Player, Playoff Game:** 7, several.

**Hits**

**Most, Team, Playoffs:** 106, New Jersey, 2015.

**Fewest, Team, Playoffs:** 15, Brockton, 2011.

**Most, Team, Series (Best-of-7):** 83, New Jersey, 2013 finals.

**Most, Team, Series (Best-of-5):** 65, Ottawa, 2016 finals.

**Fewest, Team, Series:** 15, Brockton, 2011 semifinals.

**Most, Team, Playoff Game:** 22, Rockland, September 6, 2018.

**Most, Player, Playoffs:** 20, Daniel Mateo, Sussex County, 2018.

**Most, Player, Playoff Game:** 5, Conrad Gregor, Rockland, September 6, 2018.

**Doubles**

**Most, Team, Playoffs:** 20, New Jersey, 2015.

**Fewest, Team, Playoffs:** 1, New Jersey, 2009.

**Most, Team, Series (Best-of-7):** 14, Québec, 2013 finals.

**Most, Team, Series (Best-of-5):** 12, Ottawa, 2016 finals.

**Fewest, Team, Series:** 1, Sussex, 2008 semifinals and New Jersey, 2009 semifinals.

**Most, Team, Playoff Game:** 6, New Jersey, September 13, 2015 and Rockland, September 10, 2016.

**Most, Player, Playoffs:** 5, Rich Giannotti, Nashua, 2007 and Steve Brown, Trois-Rivières, 2015.

**Most, Player, Playoff Game:** 3, Patrick Deschênes, Québec, September 16, 2009.

**Triples**

**Most, Team, Playoffs:** 3, several.

**Fewest, Team, Playoffs:** 0, several.

**Most, Team, Series (Best-of-7):** 3, New Jersey, 2012 finals.

**Most, Team, Series (Best-of-5):** 2, several.

**Fewest, Team, Series:** 0, several.

**Most, Team, Playoff Game:** 2, several.

**Most, Player, Playoffs:** 2, several.

**Most, Player, Playoff Game:** 1, several.

## Home Runs

**Most, Team, Playoffs:** 14, Nashua, 2007.

**Fewest, Team, Playoffs:** 0, Pittsfield, 2011 and New Jersey, 2016.

**Most, Team, Series:** 10, Nashua, 2007 semifinals.

**Fewest, Team, Series:** 0, several.

**Most, Team, Playoff Game:** 5, Nashua, September 8, 2007 and Rockland, September 6, 2018.

**Most, Player, Playoffs:** 5, Kalian Sams, Québec, 2018.

**Most, Player, Playoff Game:** 2, several.

## Runs Batted In

**Most, Team, Playoffs:** 53, Rockland, 2016.

**Fewest, Team, Playoffs:** 3, Brockton, 2011.

**Most, Team, Series (Best-of-7):** 39, Québec, 2013 finals.

**Most, Team, Series (Best-of-5):** 37, Québec, 2016 finals.

**Fewest, Team, Series:** 3, Brockton 2011 semifinals.

**Most, Team, Playoff Game:** 21, Rockland, September 6, 2018.

**Most, Player, Playoffs:** 14, Daniel Mateo, Sussex County, 2018.

**Most, Player, Playoff Game:** 9, Conrad Gregor, Rockland, September 6, 2018.

## Walks

**Most, Team, Playoffs:** 42, Ottawa, 2016.

**Fewest, Team, Playoffs:** 1, Brockton, 2011.

**Most, Team, Series (Best-of-7):** 27, Québec, 2013 finals.

**Most, Team, Series (Best-of-5):** 27, Québec, 2008 semifinals.

**Fewest, Team, Series:** 1, Brockton, 2011 semifinals.

**Most, Team, Playoff Game:** 12, Québec, September 3, 2008.

**Most, Player, Playoffs:** 10, Pete LaForest, Québec, 2010.

**Most, Player, Playoff Game:** 3, several.

## Strikeouts

**Most, Team, Playoffs:** 101, Rockland, 2016.

**Fewest, Team, Playoffs:** 17, Brockton, 2011.

**Most, Team, Series (Best-of-7):** 59, New Jersey, 2014 finals.

**Most, Team, Series (Best-of-5):** 52, Rockland, 2016 finals.

**Fewest, Team, Series:** 13, Québec, 2010 semifinals.

**Most, Team, Playoff Game:** 16, Trois-Rivières, September 10, 2015.

**Most, Player, Playoffs:** 17, Pat McKenna, Rockland, 2016.

**Most, Player, Playoff Game:** 4, several.

## Stolen Bases

**Most, Team, Playoffs:** 15, Québec, 2008.

**Fewest, Team, Playoffs:** 0, Brockton, 2009 and Québec, 2016.

**Most, Team, Series:** 12, Québec, 2008 semifinals.

**Fewest, Team, Series:** 0, Brockton, 2009 semifinals; Québec, 2016 semifinals and Rockland, 2017 finals.

**Most, Team, Playoff Game:** 6, Québec, September 5, 2008.

**Most, Player, Playoffs:** 5, several.

**Most, Player, Playoff Game:** 3, Bryan Sabatella, New Jersey, September 10, 2012.

## Caught Stealing

**Most, Team, Playoffs:** 8, Ottawa, 2016.

**Fewest, Team, Playoffs:** 0, several.

**Most, Team, Series:** 6, New Jersey, 2009 semifinals.

**Fewest, Team, Series:** 0, several.

**Most, Team, Playoff Game:** 3, Québec, September 13, 2009 (Game 2 of DH).

**Most, Player, Playoffs:** 3, Sébastien Boucher, Québec, 2009.

**Most, Player, Playoff Game:** 1, several.



**Runners Left on Base**

**Most, Team, Playoffs:** 99, New Jersey, 2015.

**Fewest, Team, Playoffs:** 11, Brockton, 2011.

**Most, Team, Series (Best-of-7):** 59, Québec, 2013 finals.

**Most, Team, Series (Best-of-5):** 47, Québec, 2008 semifinals.

**Fewest, Team, Series:** 11, Brockton, 2011 semifinals.

**Most, Team, Playoff Game:** 17, Québec, September 3, 2008.

**Pitching - Playoffs****Earned-Run Average**

**Lowest, Team, Playoffs:** 2.00, Québec, 2011.

**Highest, Team, Playoffs:** 7.92, Brockton, 2011.

**Lowest, Pitcher, Playoffs:** 0.00, several.

**Games**

**Most, Team, Playoffs:** 10, Trois-Rivières, 2015 and Rockland, 2016.

**Fewest, Team, Playoffs:** 3, several.

**Most, Pitcher, Playoffs:** 7, Matt Kostalos, Rockland, 2016.

**Games Started**

**Most, Pitcher, Playoffs:** 3, Austin Chrismon, Ottawa, 2016 and Cory Jones, Sussex County, 2018.

**Complete Games**

**Most, Team, Playoffs:** 3, Sussex County, 2018.

**Most, Pitcher, Playoffs:** 1, several.

**Shutouts**

**Most, Pitcher, Playoffs:** 1, several.

**Innings Pitched**

**Most, Team, Playoffs:** 92.2, Rockland, 2016.

**Most, Pitcher, Playoffs:** 25.0, Cory Jones, Sussex County, 2018.

**Wins**

**Most, Team, Playoffs:** 6, several.

**Most, Pitcher, Playoffs:** 3, Jay Johnson, Québec, 2018.

**Losses**

**Most, Team, Playoffs:** 5, New Jersey, 2015 and Rockland, 2016.

**Most, Pitcher, Playoffs:** 2, several.

**Saves**

**Most, Team, Playoffs:** 5, New Jersey, 2015.

**Most, Pitcher, Playoffs:** 5, Hector Nelo, New Jersey, 2015.

**Hits Allowed**

**Fewest, Team, Playoffs:** 26, New Jersey, 2017.

**Most, Team, Playoffs:** 118, Rockland, 2016.

**Fewest, Team, Series:** 15, Québec, 2011 semifinals.

**Most, Team, Series (Best-of-7):** 83, Québec, 2013 finals.

**Most, Team, Series (Best-of-5):** 65, Rockland, 2016 finals.

**Fewest, Team, Game:** 1, Trois-Rivières, September 9, 2015.

**Most, Team, Game:** 22, Québec, September 6, 2018.

**Most, Pitcher, Playoffs:** 26, Cory Jones, Sussex County, 2018.

**Most, Pitcher, Game:** 11, Chris Murphy, Trois-Rivières, September 5, 2018.

**Runs Allowed**

**Fewest, Team, Playoffs:** 12, Québec, 2012.

**Most, Team, Playoffs:** 66, Rockland, 2016.

**Fewest, Team, Series:** 4, New Jersey and Québec, 2011 semifinals.

**Most, Team, Series (Best-of-7):** 41, New Jersey, 2013 finals.

**Most, Team, Series (Best-of-5):** 38, Rockland, 2016 finals.

**Most, Team, Game:** 21, Québec, September 6, 2018.

**Most, Pitcher, Playoffs:** 14, Gabriel Perez, New Jersey, 2015.

**Most, Pitcher, Game:** 10, Brett Lee, Québec, September 6, 2018.

## Earned Runs Allowed

**Fewest, Team, Playoffs:** 10, New Jersey, 2017.

**Most, Team, Playoffs:** 56, Rockland, 2016.

**Fewest, Team, Series:** 3, Québec, 2011 semifinals.

**Most, Team, Series (Best-of-7):** 39, Québec, 2013 finals.

**Most, Team, Series (Best-of-5):** 31, Rockland, 2016 finals.

**Most, Team, Game:** 21, Québec, September 6, 2018.

**Most, Pitcher, Playoffs:** 13, Gabriel Perez, New Jersey, 2015.

**Most, Pitcher, Game:** 10, Brett Lee, Québec, September 6, 2018.

## Walks

**Fewest, Team, Playoffs:** 10, Pittsfield, 2011 and New Jersey, 2012.

**Most, Team, Playoffs:** 41, Rockland, 2016.

**Fewest, Team, Series:** 1, Québec, 2011 semifinals.

**Most, Team, Series (Best-of-7):** 27, New Jersey, 2013 finals.

**Most, Team, Series (Best-of-5):** 27, Atlantic City, 2008 semifinals.

**Most, Team, Game:** 12, Atlantic City, September 3, 2008.

**Most, Pitcher, Playoffs:** 10, Richard Salazar, Rockland, 2014 and Cory Jones, Sussex County, 2018.

**Most, Pitcher, Game:** 8, Richard Salazar, Rockland, September 3, 2014.

## Strikeouts

**Fewest, Team, Playoffs:** 13, New Jersey, 2010.

**Most, Team, Playoffs:** 91, Ottawa, 2016.

**Fewest, Team, Series:** 10, New Jersey, 2010 semifinals.

**Most, Team, Series (Best-of-7):** 59, Rockland, 2014 finals.

**Most, Team, Series (Best-of-5):** 52, Ottawa, 2016 finals.

**Most, Team, Game:** 16, New Jersey, September 10, 2015.

**Most, Pitcher, Playoffs:** 26, Austin Chrismon, Ottawa, 2016.

**Most, Pitcher, Game:** 13, Steve Borkowski, Ottawa, September 16, 2016.

## Home Runs Allowed

**Fewest, Team, Playoffs:** 1, several.

**Most, Team, Playoffs:** 13, Québec, 2018.

**Fewest, Team, Series:** 0, several.

**Most, Team, Series:** 10, North Shore, 2007 semifinals.

**Most, Team, Game:** 5, New Jersey, September 6, 2007 and Québec, September 6, 2018.

**Most, Pitcher, Playoffs:** 4, several.

**Most, Pitcher, Game:** 4, Mike Wlodarczyk, Brockton, September 9, 2010.

## Career Records/Records en carrière

## Hits/Coups sûrs

1	<b>Sébastien Boucher</b>	<b>Québec</b> (2009-14), <b>Ottawa</b> (2015-18)	981
2	<b>Jerod Edmondson</b>	<b>Nashua</b> (2007-09), <b>Brockton</b> (2007), <b>New Jersey</b> (2009), <b>Pittsfield</b> (2010-11), <b>Worcester</b> (2012), <b>Rockland</b> (2013-14)	751
3	<b>Chris Colabello</b>	<b>Worcester</b> (2005-11), <b>Nashua</b> (2007)	699
4	<b>Alex Nunez</b>	<b>Worcester</b> (2005, 2011-12), <b>Brockton</b> (2007), <b>Québec</b> (2008-10), <b>Ottawa</b> (2015)	670
5	<b>Steve Brown</b>	<b>Québec</b> (2012), <b>Trois-Rivières</b> (2013-16), <b>Ottawa</b> (2017-18)	638

## Runs/Points marqués

1	<b>Sébastien Boucher</b>	<b>Québec</b> (2009-14), <b>Ottawa</b> (2015-18)	597
2	<b>Jerod Edmondson</b>	<b>Nashua</b> (2007-09), <b>Brockton</b> (2007), <b>New Jersey</b> (2009), <b>Pittsfield</b> (2010-11), <b>Worcester</b> (2012), <b>Rockland</b> (2013-14)	445
3	<b>Chris Colabello</b>	<b>Worcester</b> (2005-11), <b>Nashua</b> (2007)	387
	<b>Goefrey Tomlinson</b>	<b>Québec</b> (2005-11, 2014)	387
5	<b>Steve Brown</b>	<b>Québec</b> (2012), <b>Trois-Rivières</b> (2013-16), <b>Ottawa</b> (2017-18)	379

## Doubles/Doubles

1	<b>Chris Colabello</b>	<b>Worcester</b> (2005-11), <b>Nashua</b> (2007)	166
	<b>Jerod Edmondson</b>	<b>Nashua</b> (2007-09), <b>Brockton</b> (2007), <b>New Jersey</b> (2009), <b>Pittsfield</b> (2010-11), <b>Worcester</b> (2012), <b>Rockland</b> (2013-14)	166
3	<b>Sébastien Boucher</b>	<b>Québec</b> (2009-14), <b>Ottawa</b> (2015-18)	158
4	<b>Alex Trezza</b>	<b>North Shore</b> (2005-07), <b>Worcester</b> (2008-12)	123
5	<b>Nick Giarraputo</b>	<b>Sussex County</b> (2010, 2016-17), <b>New Jersey</b> (2011-13), <b>Ottawa</b> (2015)	117

## Triples/Triples

1	<b>Chris Valencia</b>	<b>Brockton</b> (2009-11), <b>Rockland</b> (2012), <b>Sussex County</b> (2015)	18
2	<b>Alex Nunez</b>	<b>Worcester</b> (2005, 2011-12), <b>Brockton</b> (2007), <b>Québec</b> (2008-10), <b>Ottawa</b> (2015)	17
	<b>Goefrey Tomlinson</b>	<b>Québec</b> (2005-11, 2014)	17
4	<b>D'Vontrey Richardson</b>	<b>New Jersey</b> (2015-17), <b>Québec</b> (2017)	16
	<b>Sébastien Boucher</b>	<b>Québec</b> (2009-14), <b>Ottawa</b> (2015-18)	16

## Home Runs/Coups de circuit

1	<b>Alex Trezza</b>	<b>North Shore</b> (2005-07), <b>Worcester</b> (2008-12)	96
2	<b>Eddie Lantigua</b>	<b>Québec</b> (2005-09), <b>New York</b> (2011)	95
3	<b>Marcus Nidiffer</b>	<b>Rockland</b> (2014-18)	89
4	<b>Chris Colabello</b>	<b>Worcester</b> (2005-11), <b>Nashua</b> (2007)	86
5	<b>Keith Brachold</b>	<b>Brockton</b> (2006, 2009-11), <b>Rockland</b> (2012)	82

# LEAGUE RECORDS/RECORDS DE LIGUE

## Runs Batted In/Points produits

1	<b>Sébastien Boucher</b>	<b>Québec</b> (2009-14), <b>Ottawa</b> (2015-17)	545
2	<b>Chris Colabello</b>	<b>Worcester</b> (2005-11), <b>Nashua</b> (2007)	420
3	<b>Jerod Edmondson</b>	<b>Nashua</b> (2007-09), <b>Brockton</b> (2007), <b>New Jersey</b> (2009), <b>Pittsfield</b> (2010-11), <b>Worcester</b> (2012), <b>Rockland</b> (2013-14)	398
4	<b>Eddie Lantigua</b>	<b>Québec</b> (2005-09), <b>New York</b> (2011)	396
5	<b>Steve Brown</b>	<b>Québec</b> (2012), <b>Trois-Rivières</b> (2013-16), <b>Ottawa</b> (2017-18)	383

## Stolen Bases/Buts volés

1	<b>Josh Colafemina</b>	<b>Grays</b> (2007), <b>Québec</b> (2008-12), <b>Trois-Rivières</b> (2013)	167
2	<b>Zach Smithlin</b>	<b>New Jersey</b> (2005-09)	140
3	<b>Lucas Taylor</b>	<b>Worcester</b> (2005-06, 2009), <b>Atlantic City</b> (2007-08)	137
4	<b>Sébastien Boucher</b>	<b>Québec</b> (2009-14), <b>Ottawa</b> (2015-18)	136
5	<b>Jerod Edmondson</b>	<b>Nashua</b> (2007-09), <b>Brockton</b> (2007), <b>New Jersey</b> (2009), <b>Pittsfield</b> (2010-11), <b>Worcester</b> (2012), <b>Rockland</b> (2013-14)	125

## Wins/Victoires

1	<b>Isaac Pavlik</b>	<b>New Jersey</b> (2005-17)	90
2	<b>Karl Gélinas</b>	<b>Québec</b> (2007-18)	83
3	<b>John Kelly</b>	<b>North Shore</b> (2005), <b>New Jersey</b> (2006-07) <b>Brockton</b> (2007-09, 2011), <b>Worcester</b> (2010)	50
4	<b>Matt Rusch</b>	<b>Québec</b> (2010-11), <b>Trois-Rivières</b> (2014-18)	47
5	<b>Michel Simard</b>	<b>Québec</b> (2007-10)	40

## Losses/Défaites

1	<b>Isaac Pavlik</b>	<b>New Jersey</b> (2005-17)	56
2	<b>Karl Gélinas</b>	<b>Québec</b> (2007-18)	51
3	<b>Matt Rusch</b>	<b>Québec</b> (2010-11), <b>Trois-Rivières</b> (2014-18)	36
4	<b>Edilson Alvarez</b>	<b>Trois-Rivières</b> (2014-17), <b>Salina</b> (2018), <b>Hollywood</b> (2018), <b>Ottawa</b> (2018)	30
	<b>Dan Sausville</b>	<b>Grays</b> (2007), <b>Québec</b> (2009-11, 2013), <b>Worcester</b> (2012), <b>Rockland</b> (2013)	30

## Saves/Victoires protégées

1	<b>Jerry Dunn</b>	<b>Grays</b> (2007), <b>Brockton</b> (2008-09)	66
2	<b>Rusty Tucker</b>	<b>New Jersey</b> (2007-09)	59
3	<b>Andy Weimer</b>	<b>New Haven County</b> (2005-07), <b>Nashua</b> (2008)	56
4	<b>Christian Mendoza</b>	<b>Québec</b> (2005-07)	44
5	<b>T.J. Stanton</b>	<b>New Jersey</b> (2006), <b>Québec</b> (2006-08, 2011-14), <b>Sussex</b> (2009)	41
	<b>Adrian Martin</b>	<b>Rockland</b> (2011-12)	41
	<b>Jorge Vasquez</b>	<b>New Jersey</b> (2012-13)	41

## Games Pitched/Matches

1	<b>Isaac Pavlik</b>	<b>New Jersey</b> (2005-17)	248
2	<b>Shaun Ellis</b>	<b>New Jersey</b> (2010-11, 2014), <b>Québec</b> (2015-16), <b>Trois-Rivières</b> (2017-18)	194
3	<b>Karl Gélinas</b>	<b>Québec</b> (2007-18)	185
4	<b>Andy Weimer</b>	<b>New Haven County</b> (2005-07), <b>Nashua</b> (2008)	153
5	<b>Shawn Gilblair</b>	<b>Worcester</b> (2010-11), <b>Rockland</b> (2014-15)	142

**Innings Pitched/Manches lancées**

1	<b>Isaac Pavlik</b>	<b>New Jersey</b> (2005-16)	1,305.1
2	<b>Karl Gélinas</b>	<b>Québec</b> (2007-18)	1,152.2
3	<b>Matt Rusch</b>	<b>Québec</b> (2010-11), <b>Trois-Rivières</b> (2014-18)	709.1
4	<b>John Kelly</b>	<b>North Shore</b> (2005), <b>New Jersey</b> (2006-07), <b>Brockton</b> (2007-09, 2011), <b>Worcester</b> (2010)	674.1
5	<b>Edilson Alvarez</b>	<b>Trois-Rivières</b> (2014-17), <b>Salina</b> (2018), <b>Hollywood</b> (2018), <b>Ottawa</b> (2018)	528.0

**Walks Allowed/Buts sur balles**

1	<b>Isaac Pavlik</b>	<b>New Jersey</b> (2005-16)	301
2	<b>John Kelly</b>	<b>North Shore</b> (2005), <b>New Jersey</b> (2006-07), <b>Brockton</b> (2007-09, 2011), <b>Worcester</b> (2010)	244
3	<b>Karl Gelinás</b>	<b>Québec</b> (2007-17)	199
4	<b>Dan Sausville</b>	<b>Grays</b> (2007), <b>Québec</b> (2009-11, 2013), <b>Worcester</b> (2012), <b>Rockland</b> (2013)	190
5	<b>Junior Guerrero</b>	<b>Worcester</b> (2005-08)	184

**Strikeouts/Retraits au bâton**

1	<b>Isaac Pavlik</b>	<b>New Jersey</b> (2005-17)	1,019
2	<b>Karl Gélinas</b>	<b>Québec</b> (2007-18)	884
3	<b>John Kelly</b>	<b>North Shore</b> (2005), <b>New Jersey</b> (2006-07), <b>Brockton</b> (2007-09, 2011), <b>Worcester</b> (2010)	624
4	<b>Matt Rusch</b>	<b>Québec</b> (2010-11), <b>Trois-Rivières</b> (2014-18)	528
5	<b>Ryan Bicondoa</b>	<b>North Shore</b> (2005-07), <b>Worcester</b> (2011-12)	387

Single-Season Records / *Records dans une saison***Batting Average/Moyenne au bâton**

1	Bridger Hunt	2013	Newark	.402
2	Melvin Falu	2008	Brockton	.383
3	Yuniesky Gurriel	2015	Québec	.377
4	Sébastien Boucher	2014	Québec	.366
5	Scott Grimes	2008	Worcester	.365
6	Sandy Madera	2006	New Jersey	.364

**Runs Scored/Points marqués**

1	Johnny Bladel	2017	New Jersey	95
2	Joe Maloney	2015	Rockland	91
3	Junior Arrojo	2016	Rockland	89
4	Scott Grimes	2008	Worcester	87
5	Joe Maloney	2017	Rockland	84
	Jared McDonald	2015	Rockland	84

**Hits/Coups sûrs**

1	Melvin Falu	2008	Brockton	140
2	Johnny Bladel	2017	New Jersey	135
	Zach Smithlin	2005	New Jersey	135
4	Mike O'Neill	2016	New Jersey	134
5	Scott Grimes	2008	Worcester	133
	Olmo Rosario	2007	Nashua	133

**Doubles/Doubles**

1	Stephen Cardullo	2015	Rockland	34
	Danny Bomback	2013	Rockland	34
	Chris Colabello	2008	Worcester	34
4	Joe Maloney	2015	Rockland	33
5	Danny Bomback	2011	Pittsfield	32
	Chris Colabello	2011	Worcester	32
	Ed Montague	2007	Worcester	32

**Triples/Triples**

1	D'Vontrey Richardson	2016	New Jersey	12
2	Billy Mottram	2011	Pittsfield	10
	Ricardo Cordova	2005	New Jersey	10
4	Jeremy Pickrel	2007	New Haven County, New Jersey	9
5	Six tied with			8

**Home Runs/Coups de circuit**

1	Joe Maloney	2017	Rockland	35
2	Taylor Brennan	2018	Trois-Rivières	32
3	Eddie Lantigua	2005	Québec	31
4	Art Charles	2016	New Jersey	29
	Keith Brachold	2012	Rockland	29
6	Joe Dunigan	2014	New Jersey	27

# LEAGUE RECORDS/RECORDS DE LIGUE

## Runs batted in/*Points Produits*

1	Eddie Lantigua	2005	Québec	112
2	Joe Maloney	2017	Rockland	101
	Art Charles	2016	New Jersey	101
4	Balbino Fuenmayor	2014	Québec	99
5	Marcus Nidiffer	2015	Rockland	93
6	Caleb Stewart	2010	Sussex	88

## Stolen Bases/*Buts Volés*

<b>1</b>	<b>Breland Almadova</b>	<b>2018</b>	<b>Sussex County</b>	<b>51</b>
2	Sean Smith	2011	Rockland, New Jersey	49
3	Junior Arrojo	2016	Rockland	47
<b>4</b>	<b>Mikey Reynolds</b>	<b>2018</b>	<b>Sussex County</b>	<b>45</b>
	Chris Curran	2013	New Jersey	45
	Kraig Binick	2010	Sussex	45
	Marcus Nettles	2006	New Haven County	45

## Earned Run Average/*MPM*

1	Junior Guerrero	2006	Worcester	1.89
2	John Kelly	2006	Brockton	1.90
3	Jeff Duda	2012	Québec	2.10
4	Karl Gélinas	2015	Québec	2.11
5	Bryan Morse	2006	North Shore	2.16
6	Jordan Kurokawa	2018	Ottawa	2.21

## Wins/*Victoires*

1	Jeff Duda	2012	Québec	15
	Brian Rodaway	2007	Atlantic City	15
3	Justin Topa	2017	Rockland	14
	Zach Zuercher	2011	Worcester	14
5	Stephen Fox	2013	New Jersey	13
	Isaac Pavlik	2011	New Jersey	13
	Tom Cochran	2008	Worcester	13
	Michel Simard	2008	Québec	13

## Losses/*Defaites*

1	Adam Hawes	2008	Ottawa	13
2	Matt Sommo	2015	Sussex County	12
3	Edilson Alvarez	2017	Trois-Rivieres	11
	Ryan Bollinger	2016	Trois-Rivières	11
	Jamie Walczak	2015	Sussex County	11
	François Lafrenière	2014	Trois-Rivières	11
	Pedro Rivera	2012	Newark	11
	Everett Stull	2007	Grays	11
	Keith Dunn	2006	Québec	11

## Saves/*Victoires protégées*

1	Kevin Fitzgerald	2006	North Shore	27
2	Salvador Sanchez	2014	New Jersey	25
3	Eight tied with			24

# LEAGUE RECORDS/RECORDS DE LIGUE

## Games Pitched/Matches

<b>1</b>	<b>Nick Kennedy</b>	<b>2018</b>	<b>Rockland</b>	<b>53</b>
2	Robert Stock	2016	New Jersey	52
3	Jared Locke	2010	Sussex	49
4	Andy Weimer	2007	New Haven County	48
5	Patrick Butler	2016	Rockland	47
	Garrett Johnson	2012	Rockland	47
	Matt Pike	2007	Atlantic City	47
	Andy Weimer	2006	New Haven County	47

## Innings Pitched/Manches lancées

1	Brad Guy	2006	Brockton	153.1
2	Mike McTamney	2007	Brockton	148.0
3	John Kelly	2007	Brockton, New Jersey	146.1
4	Andrew Werner	2015	Ottawa	144.2
5	Bobby Blevins	2013	Rockland	144.1
6	Mike Ness	2012	Newark, New Jersey	143.0

## Games Started/Matches comme lanceur partant

1	Brian Rodaway	2008	Atlantic City	22
	Mike McTamney	2007	Brockton	22
3	Eight tied with			21

## Walks/Buts sur balles

1	Elliott Shaw	2007	Grays	93
2	Andres Caceres	2017	New Jersey	86
3	Zach Staniewicz	2014	Québec, New Jersey	73
4	Julian Sampson	2012	Newark, Rockland	67
	Chris Farley	2010	Worcester	67
6	Mike Cox	2005	Worcester	65

## Strikeouts/Retraits au bâton

1	John Kelly	2007	Brockton, New Jersey	130
2	Steve Fox	2012	New Jersey	129
3	John Walter	2015	New Jersey	127
4	Karl Gélinas	2014	Québec	123
5	John Kelly	2008	Brockton	121
	Ryan Dittfurth	2007	Sussex	121



## Master League Schedule / Calendrier de la Ligue

ALL TIMES EASTERN / TOUS LES MATCHS SONT À L'HEURE DE L'EST.

**Thursday, May 16**  
**Jeudi 16 mai**

Sussex at Rockland .....7:00

**Friday, May 17**  
**Vendredi 17 mai**

New Jersey at Ottawa .....7:05

Rockland at Sussex .....7:05

Québec at Trois-Rivières .....7:05

**Saturday, May 18**  
**Samedi 18 mai**

Québec at Trois-Rivières .....2:05

Sussex at Rockland .....6:30

New Jersey at Ottawa .....7:05

**Sunday, May 19**  
**Dimanche 19 mai**

New Jersey at Ottawa .....1:35

Rockland at Sussex .....2:05

Québec at Trois-Rivières .....2:05

**Monday, May 20**  
**Lundi 20 mai**

New Jersey at Ottawa .....1:35

Québec at Trois-Rivières .....2:05

**Tuesday, May 21**  
**Mardi 21 mai**

Ottawa at Rockland .....7:00

New Jersey at Québec.....7:05

**Wednesday, May 22**  
**Mercredi 22 mai**

Ottawa at Rockland ..... 10:30a

T-R at Sussex (DH G1) ... 10:35a

New Jersey at Québec.....7:05

T-R at Sussex (DH G2) .....7:05

**Thursday, May 23**  
**Jeudi 23 mai**

Ottawa at Rockland .....7:00

New Jersey at Québec.....7:05

Trois-Rivières at Sussex .....7:05

**Friday, May 24**  
**Vendredi 24 mai**

Trois-Rivières at N.J.....7:05

Rockland at Québec.....7:05

Ottawa at Sussex .....7:05

**Saturday, May 25**  
**Samedi 25 mai**

Trois-Rivières at N.J.....6:05

Rockland at Québec.....6:05

Ottawa at Sussex .....6:05

**Sunday, May 26**  
**Dimanche 26 mai**

Rockland at Québec..... 1:05

Trois-Rivières at N.J.....2:05

Ottawa at Sussex .....2:05

**Monday, May 27**  
**Lundi 27 mai**

Trois-Rivières at N.J.....2:05

Ottawa at Sussex.....2:05

Rockland at Québec.....7:05

**Tuesday, May 28**  
**Mardi 28 mai**

Québec at New Jersey.....7:05

Rockland at Ottawa .....7:05

Sussex at Trois-Rivières .....7:05

**Wednesday, May 29**  
**Mercredi 29 mai**

Québec at New Jersey... 11:05a

Rockland at Ottawa .....7:05

Sussex at Trois-Rivières .....7:05

**Thursday, May 30**  
**Jeudi 30 mai**

Québec at New Jersey.....7:05

Rockland at Ottawa .....7:05

**Friday, May 31**  
**Vendredi 31 mai**

Québec at Rockland.....7:00

Trois-Rivières at Ottawa .....7:05

New Jersey at Sussex .....7:05

**Saturday, June 1**  
**Samedi 1 juin**

New Jersey at Sussex .....6:05

Québec at Rockland.....6:30

Trois-Rivières at Ottawa .....7:05

**Sunday, June 2**  
**Dimanche 2 juin**

Québec at Rockland.....1:30

Trois-Rivières at Ottawa .....1:35

New Jersey at Sussex .....2:05

**Monday, June 3**  
**Lundi 3 juin**No games/*aucun match***Tuesday, June 4**  
**Mardi 4 juin**

Sussex at Rockland ..... 10:30a

Ottawa at Québec .....7:05

New Jersey at T-R .....7:05

**Wednesday, June 5**  
**Mercredi 5 juin**

Sussex at Rockland ..... 10:30a

Ottawa at Québec .....7:05

New Jersey at T-R .....7:05

**Thursday, June 6**  
**Jeudi 6 juin**

Sussex at Rockland .....7:00

Ottawa at Québec .....7:05

New Jersey at T-R .....7:05

**Friday, June 7**  
**Vendredi 7 juin**

Rockland at New Jersey.....7:05

Québec at Sussex .....7:05

Ottawa at Trois-Rivières .....7:05

**Saturday, June 8**  
**Samedi 8 juin**

Ottawa at Trois-Rivières .....2:05

Rockland at New Jersey.....6:05

Québec at Sussex .....6:05

**Sunday, June 9**  
**Dimanche 9 juin**

Rockland at New Jersey.....2:05

Ottawa at Trois-Rivières .....2:05

Québec at Sussex .....6:05

**Monday, June 10**  
**Lundi 10 juin**No games / *Aucun match***Tuesday, June 11**  
**Mardi 11 juin**

Québec at Ottawa .....7:05

Rockland at Trois-Rivières...7:05

**Wednesday, June 12**  
**Mercredi 12 juin**

Sussex at New Jersey ... 11:05a

Québec at Ottawa .....7:05

Rockland at Trois-Rivières...7:05

**Thursday, June 13**  
**Jeudi 13 juin**

Sussex at New Jersey .....7:05

Québec at Ottawa.....7:05

Rockland at Trois-Rivières...7:05

**Friday, June 14**  
**Vendredi 14 juin**

New Jersey at Rockland.....7:00

Cuba at Ottawa.....7:05

Trois-Rivières at Québec .....7:05

Shikoku at Sussex.....7:05

# 2019 SCHEDULE/CALENDRIER 2019

## Saturday, June 15

### Samedi 15 juin

Trois-Rivières at Québec .....6:05  
Shikoku at Sussex.....6:05  
New Jersey at Rockland.....6:30  
Cuba at Ottawa.....7:05

## Sunday, June 16

### Dimanche 16 juin

Trois-Rivières at Québec .....1:05  
New Jersey at Rockland.....1:30  
Cuba at Ottawa.....1:35  
Shikoku at Sussex.....2:05

## Monday, June 17

### Lundi 17 juin

No games / *Aucun match*

## Tuesday, June 18

### Mardi 18 juin

Shikoku at Rockland .....7:00  
Ottawa at New Jersey .....7:05  
Cuba at Québec .....7:05  
Trois-Rivières at Sussex .....7:05

## Wednesday, June 19

### Mercredi 19 juin

Shikoku at Rockland .....7:00  
Ottawa at New Jersey .....7:05  
Cuba at Québec .....7:05  
Trois-Rivières at Sussex .....7:05

## Thursday, June 20

### Jeudi 20 juin

Shikoku at Rockland .....7:00  
Ottawa at New Jersey .....7:05  
Cuba at Québec .....7:05  
Trois-Rivières at Sussex .....7:05

## Friday, June 21

### Vendredi 21 juin

Shikoku at New Jersey .....7:05  
Québec at Ottawa .....7:05  
Rockland at Sussex .....7:05  
Cuba at Trois-Rivières .....7:05

## Saturday, June 22

### Samedi 22 juin

Cuba at Trois-Rivières .....2:05  
Shikoku at New Jersey .....6:05  
Rockland at Sussex .....6:05  
Québec at Ottawa .....7:05

## Sunday, June 23

### Dimanche 23 juin

Québec at Ottawa .....1:35  
Shikoku at New Jersey .....2:05  
Rockland at Sussex .....2:05  
Cuba at Trois-Rivières .....2:05

## Monday, June 24

### Lundi 24 juin

No games/*aucun match*

## Tuesday, June 25

### Mardi 25 juin

Cuba at Rockland .....7:00  
New Jersey at Ottawa .....7:05  
Sussex at Québec .....7:05  
Shikoku at Trois-Rivières .....7:05

## Wednesday, June 26

### Mercredi 26 juin

Cuba at Rockland .....7:00  
New Jersey at Ottawa .....7:05  
Sussex at Québec .....7:05  
Shikoku at Trois-Rivières .....7:05

## Thursday, June 27

### Jeudi 27 juin

Cuba at Rockland .....7:00  
New Jersey at Ottawa .....7:05  
Sussex at Québec .....7:05  
Shikoku at Trois-Rivières .....7:05

## Friday, June 28

### Vendredi 28 juin

Cuba at New Jersey .....7:05  
Shikoku at Québec .....7:05  
Rockland at Sussex .....7:05  
Ottawa at Trois-Rivières .....7:05

## Saturday, June 29

### Samedi 29 juin

Ottawa at Trois-Rivières .....2:05  
Cuba at New Jersey .....6:05  
Shikoku at Québec .....6:05  
Rockland at Sussex .....6:05

## Sunday, June 30

### Dimanche 30 juin

Shikoku at Québec .....1:05  
Cuba at New Jersey .....2:05  
Ottawa at Trois-Rivières .....2:05  
Sussex at Rockland .....6:00

## Monday, July 1

### Lundi 1 juillet

Shikoku at Ottawa .....1:35  
Quebec at New Jersey .....7:05

## Tuesday, July 2

### Mardi 2 juillet

T-R at Rockland (DH) .....4:00  
Quebec at New Jersey .....7:05  
Shikoku at Ottawa .....7:05  
TBA at Sussex .....7:05

## Wednesday, July 3

### Mercredi 3 juillet

Trois-Rivières at Rockland...6:30  
Quebec at New Jersey.....7:05  
Shikoku at Ottawa.....7:05  
TBA at Sussex .....7:05

## Thursday, July 4

### Jeudi 4 juillet

New Jersey at Sussex ..... 6:05  
Trois-Rivières at Rockland...6:30  
Shikoku at Ottawa.....7:05

## Friday, July 5

### Vendredi 5 juillet

New Jersey at Rockland....7:00  
Trois-Rivières at Ottawa .....7:05  
Sussex at Québec .....7:05

## Saturday, July 6

### Samedi 6 juillet

Sussex at Québec .....6:05  
New Jersey at Rockland....6:30  
Trois-Rivières at Ottawa .....7:05

## Sunday, July 7

### Dimanche 7 juillet

Sussex at Québec .....1:05  
New Jersey at Rockland.....1:30  
Trois-Rivières at Ottawa .....1:35

## Monday, July 8

### Lundi 8 juillet

No games/*aucun match*

## Tuesday, July 9

### Mardi 9 juillet

No games/*aucun match*

## Wednesday, July 10

### Mercredi 10 juillet

All-Star Game at Rockland ..7:05

## Thursday, July 11

### Jeudi 11 juillet

Quebec at New Jersey .....7:05  
Ottawa at Sussex .....7:05  
Rockland at Trois-Rivières...7:05

## Friday, July 12

### Vendredi 12 juillet

Quebec at New Jersey .....7:05  
Ottawa at Sussex .....7:05  
Rockland at Trois-Rivières...7:05

## Saturday, July 13

### Samedi 13 juillet

Rockland at Trois-Rivières...2:05  
Quebec at New Jersey .....6:05  
Ottawa at Sussex .....6:05

## Sunday, July 14

### Dimanche 14 juillet

Quebec at New Jersey.....2:05  
 Rockland at Trois-Rivières...2:05  
 Ottawa at Sussex .....4:05

## Monday, July 15

### Lundi 15 juillet

Rockland at Ottawa .....7:05

## Tuesday, July 16

### Mardi 16 juillet

Rockland at Ottawa .....7:05  
 Québec at Trois-Rivières ....7:05

## Wednesday, July 17

### Mercredi 17 juillet

Sussex at N.J. (DH G1).. 11:05a  
 Rockland at Ottawa .....7:05  
 Québec at Trois-Rivières ....7:05  
 Sussex at N.J. (DH G2).....7:05

## Thursday, July 18

### Jeudi 18 juillet

Sussex at New Jersey .....7:05  
 Québec at Trois-Rivières ....7:05

## Friday, July 19

### Vendredi 19 juillet

Sussex at Rockland .....7:00  
 Trois-Rivières at N.J.....7:05  
 Ottawa at Québec .....7:05

## Saturday, July 20

### Samedi 20 juillet

Trois-Rivières at N.J.....6:05  
 Ottawa at Québec .....6:05  
 Sussex at Rockland .....6:30

## Sunday, July 21

### Dimanche 21 juillet

Ottawa at Québec .....1:05  
 Trois-Rivières at N.J.....2:05  
 Sussex at Rockland .....5:00

## Monday, July 22

### Lundi 22 juillet

No games / aucun match

## Tuesday, July 23

### Mardi 23 juillet

New Jersey at Sussex ... 10:35a  
 Ottawa at Rockland .....7:00  
 Trois-Rivières at Québec ....7:05

## Wednesday, July 24

### Mercredi 24 juillet

Ottawa at Rockland ..... 11:00a  
 Sussex at New Jersey ... 11:05a  
 Trois-Rivières at Québec ....7:05

## Thursday, July 25

### Jeudi 25 juillet

Ottawa at Rockland .....7:00  
 Trois-Rivières at Québec ....7:05  
 New Jersey at Sussex .....7:05

## Friday, July 26

### Vendredi 26 juillet

Québec at Rockland.....7:00  
 Sussex at Ottawa .....7:05  
 New Jersey at T-R .....7:05

## Saturday, July 27

### Samedi 27 juillet

New Jersey at T-R .....2:05  
 Québec at Rockland.....6:30  
 Sussex at Ottawa .....7:05

## Sunday, July 28

### Dimanche 28 juillet

Sussex at Ottawa .....1:35  
 New Jersey at T-R .....2:05  
 Québec at Rockland.....5:00

## Monday, July 29

### Lundi 29 juillet

No games / Aucun match

## Tuesday, July 30

### Mardi 30 juillet

N.J. at Rockland ..... 11:00a  
 Québec at Sussex .....7:05  
 Ottawa at Trois-Rivières .....7:05

## Wednesday, July 31

### Mercredi 31 juillet

Rockland at N.J..... 11:05a  
 Québec at Sussex .....7:05  
 Ottawa at Trois-Rivières .....7:05

## Thursday, August 1

### Jeudi 1 août

Rockland at New Jersey.....7:05  
 Québec at Sussex .....7:05  
 Ottawa at Trois-Rivières .....7:05

## Friday, August 2

### Vendredi 2 août

Ottawa at New Jersey .....7:05  
 Rockland at Québec.....7:05  
 Trois-Rivières at Sussex.....7:05

## Saturday, August 3

### Samedi 3 août

Ottawa at New Jersey .....6:05  
 Rockland at Québec.....6:05  
 Trois-Rivières at Sussex .....6:05

## Sunday, August 4

### Dimanche 4 août

Rockland at Québec.....1:05  
 Ottawa at New Jersey .....2:05  
 Trois-Rivières at Sussex.....4:05

## Monday, August 5

### Lundi 5 août

No games/aucun match

## Tuesday, August 6

### Mardi 6 août

N.J. at Rockland..... 11:00a  
 Sussex at Ottawa .....7:05  
 Trois-Rivières at Québec ....7:05

## Wednesday, August 7

### Mercredi 7 août

Rockland at New Jersey.....7:05  
 Sussex at Ottawa .....7:05  
 Trois-Rivières at Québec ....7:05

## Thursday, August 8

### Jeudi 8 août

New Jersey at Rockland.....7:00  
 Sussex at Ottawa .....7:05  
 Trois-Rivières at Québec ....7:05

## Friday, August 9

### Vendredi 9 août

Québec at Rockland.....7:00  
 Sussex at New Jersey .....7:05  
 Trois-Rivières at Ottawa .....7:05

## Saturday, August 10

### Samedi 10 août

Sussex at New Jersey .....6:05  
 Québec at Rockland.....6:30  
 Trois-Rivières at Ottawa .....7:05

## Sunday, August 11

### Dimanche 11 août

Trois-Rivières at Ottawa .....1:35  
 New Jersey at Sussex .....4:05  
 Québec at Rockland.....5:00

## Monday, August 12

### Lundi 12 août

New Jersey at Québec.....7:05

## Tuesday, August 13

### Mardi 13 août

New Jersey at Québec.....7:05  
 Ottawa at Sussex .....7:05  
 Rockland at Trois-Rivières...7:05

## Wednesday, August 14

### Mercredi 14 août

Ottawa at Sussex .....1:05  
 New Jersey at Québec.....7:05  
 Rockland at Trois-Rivières...7:05

# 2019 SCHEDULE/CALENDRIER 2019

## Thursday, August 15

### **Jeudi 15 août**

New Jersey at Québec.....7:05  
Ottawa at Sussex .....7:05  
Rockland at Trois-Rivières...7:05

## Friday, August 16

### **Vendredi 16 août**

Sussex at Rockland .....7:00  
New Jersey at Ottawa .....7:05  
Québec at Trois-Rivières ....7:05

## Saturday, August 17

### **Samedi 17 août**

Québec at Trois-Rivières ....2:05  
Sussex at Rockland .....6:30  
New Jersey at Ottawa .....7:05

## Sunday, August 18

### **Dimanche 18 août**

New Jersey at Ottawa .....1:35  
Québec at Trois-Rivières ....2:05  
Sussex at Rockland .....5:00

## Monday, August 19

### **Lundi 19 août**

Sussex at Trois-Rivières.....7:05

## Tuesday, August 20

### **Mardi 20 août**

Rockland at New Jersey.....7:05  
Ottawa at Québec .....7:05  
Sussex at Trois-Rivières.....7:05

## Wednesday, August 21

### **Mercredi 21 août**

Rockland at New Jersey.....7:05  
Ottawa at Québec .....7:05  
Sussex at Trois-Rivières.....7:05

## Thursday, August 22

### **Jeudi 22 août**

Rockland at New Jersey.....7:05  
Ottawa at Québec .....7:05  
Sussex at Trois-Rivières.....7:05

## Friday, August 23

### **Vendredi 23 août**

Trois-Rivières at Rockland...7:00  
Ottawa at New Jersey .....7:05  
Sussex at Québec .....7:05

## Saturday, August 24

### **Samedi 24 août**

Ottawa at New Jersey .....6:05  
Sussex at Québec .....6:05  
Trois-Rivières at Rockland...6:30

## Sunday, August 25

### **Dimanche 25 août**

Sussex at Québec .....1:05  
Ottawa at New Jersey .....2:05  
Trois-Rivières at Rockland...5:00

## Monday, August 26

### **Lundi 26 août**

No games/*aucun match*

## Tuesday, August 27

### **Mardi 27 août**

Rockland at Ottawa .....7:05  
Trois-Rivières at Québec ....7:05  
New Jersey at Sussex .....7:05

## Wednesday, August 28

### **Mercredi 28 août**

Rockland at Ottawa .....7:05  
Trois-Rivières at Québec ....7:05  
New Jersey at Sussex .....7:05

## Thursday, August 29

### **Jeudi 29 août**

Sussex at New Jersey .....6:05  
Rockland at Ottawa .....7:05  
Trois-Rivières at Québec ....7:05

## Friday, August 30

### **Vendredi 30 août**

Sussex at Rockland .....7:00  
Québec at Ottawa .....7:05  
New Jersey at T-R .....7:05

## Saturday, August 31

### **Samedi 31 août**

New Jersey at T-R .....2:05  
Rockland at Sussex .....6:05  
Québec at Ottawa .....7:05

## Sunday, September 1

### **Dimanche 1 septembre**

Québec at Ottawa .....1:35  
New Jersey at T-R .....2:05  
Sussex at Rockland .....5:00

## Monday, September 2

### **Lundi 2 septembre**

Québec at Ottawa .....1:35  
Rockland at Sussex .....2:05  
New Jersey at T-R .....2:05

## Tuesday, September 3

### **Mardi 3 septembre**

No games / *aucun match*

## Wednesday, September 4

### **Mercredi 4 septembre**

Semifinals Game 1  
1e match - demi-finale

## Thursday, September 5

### **Jeudi 5 septembre**

Semifinals Game 2  
2e match - demi-finale

## Friday, September 6

### **Vendredi 6 septembre**

Semifinals Game 3  
3e match - demi-finale

## Saturday, September 7

### **Samedi 7 septembre**

Semifinals Game 4  
(if necessary)  
4e match - demi-finale (si nécessaire)

## Sunday, September 8

### **Samedi 8 septembre**

Semifinals Game 5  
(if necessary)  
5e match - demi-finale (si nécessaire)

## Monday, September 9

### **Lundi 9 septembre**

No games / aucun match

## Tuesday, September 10

### **Mardi 10 septembre**

Championship Series - Game 1  
1e match - finale

## Wednesday, September 11

### **Mercredi 11 septembre**

Championship Series - Game 2  
2e match - finale

## Thursday, September 12

### **Jeudi 12 septembre**

Championship Series - Game 3  
3e match - finale

## Friday, September 13

### **Vendredi 13 septembre**

Championship Series - Game 4  
(if necessary)  
4e match - finale (si nécessaire)

## Saturday, September 14

### **Samedi 14 septembre**

Championship Series - Game 5  
(if necessary)  
5e match - finale (si nécessaire)



CANAM



PRESENTED BY

WMC  
Health

Good Samaritan  
Hospital

Westchester Medical Center Health Network

## Luncheon:

Tuesday July 9, 2019 at 11:00am

New York Country Club

Keynote Speaker: John Sterling

## Home Run Derby:

Tuesday July 9, 2019 at 7:30pm

Palisades Credit Union Park

## All Star Game:

Wednesday July 10, 2019 at 7pm

Palisades Credit Union Park

Tickets available at  
[rocklandboulders.com](http://rocklandboulders.com)