



WEST MICHIGAN WHITECAPS

2022 MEDIA GUIDE









HIGH-A
AFFILIATE



WHITECAPS SEATING CHART



	Premium Box (padded seating)	\$18.00
	Box	\$16.00
	Reserved	\$14.50
	Little Caesars Hot-N-Ready Zone	\$14.50/\$15.00
	Safeco 4Topps	\$140.00
	Barrier-Free Seating	(same as above)

*Children 2 and under
are free for
all seating areas*

West Michigan Whitecaps
 P.O. Box 428 | 4500 West River Drive | Comstock Park, MI 49321
 Phone: (616) 784-4131 • Fax: (616) 784-4911
 Website: www.whitecapsbaseball.com
 E-mail: playball@whitecapsbaseball.com

TABLE OF CONTENTS



2022 Whitecaps

LMCU Ballpark Seating Chart.....	Inside Front Cover
Whitecaps Front Office Directory.....	3
2022 Whitecaps Field Staff.....	4-5
2022 Whitecaps Roster.....	6
2022 Players.....	7-16

2021 Season Review

Season Reviews & Final Standings.....	18
Awards and Honors.....	19
Whitecaps Statistics.....	20
Transactions.....	21
Playoff Results & Rehab History.....	22
Whitecaps Team Leaders.....	23
Day-By-Day Results.....	24-25
Single Game Highs.....	26-27
Home/Road Statistics.....	28-29
Whitecaps vs. Left-handers/Right-handers.....	30-31
Situational Stats.....	32
League Team Statistics/Attendance.....	33
League Batting Leaders.....	34
League Pitching Leaders & Most League Championships.....	35
Minor League Baseball Attendance.....	36

League

Opponents.....	38-48
----------------	-------

History

Opening Day History.....	50
Awards and Honors.....	51-52
Managerial History.....	53
Whitecaps in the Majors.....	54

Records

All-Time Standings and Results & Attendance Records.....	56
Team Records.....	57-58
Single-Season Batting Records.....	59-60
Single-Season Pitching Records.....	61-62
All-Time Highs and Lows.....	63-64
Batting/Pitching Year-By-Year.....	65
Batting Leaders Year-By-Year.....	66
Pitching Leaders Year-By-Year.....	67
Miscellaneous Streaks and Records.....	68-69
Whitecaps vs. League Opponents & Prospects.....	70

Detroit Tigers

Front Office Directory.....	72
2021 Amateur Draft Results & West Michigan No-Hitters.....	73
2021 Organizational Final Statistics.....	74-79
2021 MLB/MiLB Performance.....	80
2021 Organizational & Affiliate Standings.....	81
Organizational Directory & <i>Baseball America</i> Rankings.....	82-83

Media

LMCU Ballpark BP Schedule, Ground Rules & League Mileage Chart.....	85
League Rulebook.....	86
Whitecaps Media Directory.....	87
League/Affiliate Media Directory.....	88
A History of Excellence.....	89
Whitecaps Media Regulations.....	Inside Back Cover
2022 Whitecaps Schedule.....	Back Cover

2022 WHITECAPS

SEASON REVIEW

OPPONENTS

HISTORY

RECORDS

DETROIT TIGERS

MEDIA



2021 WHITECAPS

12-year MLB veteran and former Detroit Tigers catcher Brayan Peña was named the 14th manager in West Michigan Whitecaps history. Peña's 2018 managerial debut ended with the Tigers' first-ever Gulf Coast League title. The 38-year old hit .297 in 71 games for Detroit's AL-Central Division Champs in 2013. (Photo: mlive.com)



Executives

Chairmen and Founders.....	Low Chamberlin & Denny Baxter
Chief Executive Officer.....	Joe Chamberlin
President.....	Steve McCarthy
Vice President and General Manager.....	Jim Jarecki
Vice President of Sales.....	Dan Morrison

Advertising, Sales and Promotions

Director of Marketing and Media Relations.....	Steve VanWagoner
Senior Design and Brand Specialist.....	Jack Powers
Multimedia Coordinator.....	Kelly Gonzalez Diaz
Social Media and Digital Marketing Coordinator.....	Alex Brodsky
Promotions and Fan Entertainment Manager.....	Ben Love
Account Executive.....	Ernie McCallum
Account Executive.....	J.D. Triemstra
Account Executive.....	Brittney Behrens
Partnership Coordinator.....	Leah Austin

Ticket Sales

Director of Ticket Sales.....	Shaun Pynnonen
Assistant Director of Ticket Sales.....	TBD
Ticket Sales Manager.....	Mike Epstein
Box Office Manager.....	Kaitlyn Silvey
Ticket Operations Coordinator.....	Emily Milne
Ticket Sales Consultant.....	Riley Paulus
Ticket Sales Consultant.....	Nick Bradshaw
Ticket Sales Consultant.....	Brandon Olson

Broadcasting and Community Relations

Play-by-Play Broadcaster/Media Relations.....	Dan Hasty
Broadcast, Media Assistant.....	Nate Wangler
Community Relations Manager.....	Jenny Garone

Operations

Operations Manager.....	Brett Frieze
Operations Coordinator.....	Ashley Mesman
Special Events Operations Manager.....	Mike Klint
Special Events Manager.....	April Butler
Special Events Coordinator.....	Chelsea VanderWal
Merchandise Manager.....	Lori Ashcroft
Director of Food and Beverage.....	Matt Timon
Food and Beverage Operations Manager.....	Danielle O'Connor
Hospitality Manager.....	Amanda Stephan
Food and Beverage Assistant.....	Travis Wieten
Event Chef.....	Matt Schumaker
Head Groundskeeper.....	Mitch Hooten
Ballpark Facility Maintenance Manager.....	Kipp Jelinski
Facility Maintenance Assistant.....	Matt Richardson
Clubhouse Attendant.....	Sam Reatini
Clubhouse Assistant.....	Jeff Barr

Office Administration

Controller, Director of Finance.....	Dave Rozema
Staff Accountant.....	Zack Harvey
Technology Administrator.....	Scott Lutz
Technology Assistant.....	Kyle Willacker
Director of People.....	Courtney Lutz
People Operations Coordinator.....	Abby Martin
People Operations Assistant.....	James Lacy
Office Administrator.....	Melanie Lonsway
Administrative Assistants.....	Chris Parsons, Martha Beals


Interns

Operations Interns.....	Andrew Stallard, Dana Weitenberner
Promotions Interns.....	Joe Zimmerman, Clay Colton
Ticket Sales Interns.....	Megan MacLeod, Tyler Glave
Grounskeeping Intern.....	Logan Complo
Hospitality Intern.....	Davina Jones
Community Relations Intern.....	Desmond Ray
Multimedia Intern.....	Macy Mineni



BRAYAN PEÑA MANAGER

Given Name: Brayan Eduardo Peña
Height: 5-9 **Weight:** 240
Opening Day Age: 40
Born: January 7, 1982 in La Habana, Cuba



Former Detroit Tigers catcher Brayan Peña returns for his second season in 2022 after being named the 14th manager in West Michigan Whitecaps history in early 2021. The 40-year old will look to return the club to the playoffs for the first time since 2018. West Michigan is Peña's third managerial stop after leading the short-season 2019 Connecticut Tigers of the New York-Penn League. In 2018, Peña made his coaching debut as the skipper of the Gulf Coast League Tigers-West team and led the club to Detroit's first-ever GCL Championship. Peña replaced Lance Parrish, who spent two seasons as Whitecaps manager before being reassigned as a Special Assistant to Tigers Executive Vice President, Baseball Operations and General Manager Al Avila. In 2021, the Whitecaps posted a 58-62 record in his first season as skipper while featuring the 4th-best run differential in the High-A Central League as his pitching staff gave up the fewest runs in the Eastern Division.

"I appreciate the Tigers and Whitecaps for trusting me with such great young talent," said Peña. "I love Whitecaps fans – from everyone that works on and off the field, to the front office, that helped take our players to the next level and made all of us feel like major leaguers!"

"Nothing better than getting official word that Brayan Peña will be returning to the dugout and leading the Whitecaps in 2022," said Whitecaps VP & General Manager Jim Jarecki. "Brayan has grown into his managerial position and navigated the team through an unusual 2021 season. The positive atmosphere he creates, not only on the field but off the field, is very unique. He places his work ethic and love for baseball right out in front for all to see—I know Whitecaps fans are excited to see him back."

The native of Havana, Cuba, played for five different Major League teams and was part of the 2013 Tigers Central Division Championship roster. Peña broke into the big leagues in 2005 as a member of the Atlanta Braves before joining the Kansas City Royals for four seasons before his Tigers arrival. Peña's 2013 season in Detroit was punctuated by a .297 batting average – the highest in his Major League career while playing in 71 games as the backup to former Tigers and Whitecaps catcher Alex Avila. In his final game as a Tiger, Peña took over for an injured Avila in Game 5 of the American League Championship Series against the Boston Red Sox, going 1-for-3 with an RBI-single. After leaving Detroit, Peña spent the next two seasons as the primary catcher with the Cincinnati Reds in 2014 and 2015 before playing his final big-league season with the St. Louis Cardinals in 2016.

In 2016, Peña attempted to join the Army Reserve, but with his MLB contract prohibiting, Peña served as a troop ambassador. Peña currently resides in Miami, Florida during the off-season with his wife, Lina and their children Brayan Jr., Javy, and Isabella.

PEÑA'S MANAGERIAL CAREER

YR.	CLUB	CLASS	RECORD	W%
2018	GCL Tigers-West	Rk.	37-16	.698
2019	Connecticut	SS-A	34-42	.447
2021	West Michigan	High-A	58-62	.483

MLB Totals **129-120** **.518**

Debut: Signed by the Atlanta Braves as an amateur free agent on November 2, 2000.

Transactions: 11/2/00: Signed by the Atlanta Braves as an amateur free agent. 5/29/08: Selected off waivers by the Kansas City Royals from the Atlanta Braves. 12/10/12: Signed as a Free Agent with the Detroit Tigers. 11/12/13: Signed as a Free Agent with the Cincinnati Reds. 11/30/15: Signed as a Free Agent with the St. Louis Cardinals. 11/28/16: Released by the St. Louis Cardinals. 2/7/17: Signed as a Free Agent with the Kansas City Royals. 1/9/18: Signed as a Free Agent with the Detroit Tigers. 6/11/18: Released by the Detroit Tigers.

PLAYING CAREER:

Major League Baseball

YR.	CLUB	AVG	G	AB	R	H	2B	3B	HR	RBI	BB	SO	SB	CS	OBP	SLG
2005	Atlanta	.179	18	39	2	7	2	0	0	4	1	7	0	0	.200	.231
2006	Atlanta	.268	23	41	9	11	2	0	1	5	2	5	0	0	.302	.390
2007	Atlanta	.212	16	33	2	7	0	0	1	3	0	3	0	1	.212	.303
2008	Atlanta	.286	14	14	3	4	1	0	0	0	1	2	0	0	.333	.357
2009	Kansas City	.273	64	165	17	45	10	0	6	18	12	18	0	0	.318	.442
2010	Kansas City	.253	60	158	11	40	10	0	1	19	12	27	2	0	.306	.335
2011	Kansas City	.248	72	222	17	55	11	0	3	24	12	24	0	0	.288	.338
2012	Kansas City	.236	68	212	16	50	10	1	2	25	9	24	0	1	.262	.321
2013	Detroit	.297	71	229	19	68	11	0	4	22	6	26	0	2	.315	.397
2014	Cincinnati	.253	115	348	23	88	18	1	5	26	20	42	2	3	.291	.353
2015	Cincinnati	.273	108	333	17	91	17	0	0	18	29	34	2	0	.334	.324
2016	St. Louis	.154	9	13	0	2	1	0	0	0	1	2	0	0	.214	.231
Career Totals		.259	638	1807	136	468	93	2	23	164	105	214	6	7	.299	.351

2022 WHITECAPS

SEASON REVIEW

OPPONENTS

HISTORY

RECORDS

DETROIT TIGERS

MEDIA



C.J. WAMSLEY

HITTING COACH

Given Name: C.J. Wamsley
Height: 6-3 **Weight:** 210
Opening Day Age: 35
Residence: Conway, SC



The 2022 season marks Wamsley's first year with the Whitecaps after spending the 2021 season as the developmental coach with the Triple-A Toledo Mud Hens.


The native of Conway, South Carolina, enters his second season and third year in the Tigers system after five years as a hitting coach and recruiting coordinator at Ohio University and time as an assistant coach at Troy and Morehead State University.

Wamsley played college ball at Western Kentucky University and graduated in 2009 with a degree in business and organizational communication. He was a four-year letterwinner at Western Kentucky and a .300 career hitter for the Hilltoppers. Wamsley helped his team win Sun Belt Conference championships in 2008 & 2009 and participated in a pair of NCAA Regional tournaments.

DEAN STILES

PITCHING COACH

Given Name: Dean Stiles
Opening Day Age: 61
Born: August 28, 1960 in Eugene, OR



Equipped with coaching experience spanning four decades, Dean Stiles arrives in West Michigan as pitching coach for his first season after spending 2021 managing the Ogdan Raptors of the Pioneer League. Last season, the Raptors posted a league-best 54-42 record. His most previous stops included time as a Pitching Coach in the LA Dodgers organization in the pitching development program. Before his time with the Dodgers, Stiles served as pitching coach at the collegiate level with the University of Oregon, Florida International University, and San Jose State University. Stiles mentored 54 pitchers selected in the MLB Draft during that time, including first-round selections Nate Pearson of the Toronto Blue Jays and David Peterson of the New York Mets.

As a player, Stiles, made his home as an infielder at San Joaquin Delta College in Stockton, Calif., before transferring to Oregon and finishing his career with the Ducks. He graduated with a degree in journalism in 1982, and in 1986 completed his secondary education credential at the UO College of Education. He has three children, sons Taylor and Cooper, and daughter Chloe. Cooper in a member of the Oregon baseball team.

NICK BREDESON

DEVELOPMENTAL COACH

Ohio University graduate Nick Bredeson joins the Whitecaps for his first season in 2022 and first in the Tigers system after two stops as an assistant baseball coach at Ohio and most recently, Belmont University. Bredeson spent his playing days with the Ohio Bobcats, appearing in 105 career games from 2014-2018. One of his biggest career accolades came when the native of Bloomfield Hills, Michigan was a member of the Bobcats 2017 MAC Tournament Championship Team.

The son of Chris and Nancy Bredeson, the former college catcher holds a Master's Degree in coaching education from Ohio University, Bredeson's favorite childhood team was the Detroit Tigers.

SEAN MCFARLAND

ATHLETIC TRAINER

Sean McFarland takes over the Whitecaps Athletic Trainer's role in 2022 after spending last season with the Tigers new Low-A Affiliate, the Lakeland Flying Tigers. McFarland has worked in the Tigers organization since 2017. The Wind Lake, Wisconsin native and alum of Bowling Green State University and was named by his peers as the 2018 New York-Penn League Athletic Trainer of the Year.

TYLER GNIADK

STRENGTH & CONDITIONING COACH



2022 Whitecaps Opening Day Roster

PITCHERS (18)	B	T	HT	WT	BORN	OBTAINED	'21 CLUB(S)	RESIDENCE
Arriera, Gio	R	R	6-2	236	6-7-98	4th Round, 2017	Lakeland	Hialeah, FL
Bienlien, Michael	R	R	6-3	222	3-19-98	24th Round, 2019	Lakeland/West Mich.	Chesapeake, VA
Flores, Wilmer	R	R	6-4	244	2-20-01	NDFA, 7-8-20	FCL/Lakeland	Southwest Ranches, FL
Gardea, Dario	R	R	6-2	210	1-29-99	NDFA, 1-11-18	Lakeland	Chihuahua, Mexico
Guzman, Carlos	R	R	6-1	185	5-16-98	NDFA, 3-4-15	Lakeland	Aragua, VZ
Jimenez, Marco	R	R	5-11	239	12-6-99	NDFA, 9-30-16	Did Not Play	San Francisco De Macoris, DR
Madden, Ty	R	R	6-3	215	2-21-00	1st Round, 2021	University of Texas	Cypress, TX
Magno, Andrew	R	L	5-11	190	4-30-98	15th Round, 2019	Lakeland/West Mich.	Dublin, OH
Marks, Jordan	L	R	6-2	220	4-29-99	8th Round, 2021	University of SC Upstate	Bright's Grove, ON
Montero, Keider	R	R	6-1	213	7-6-00	NDFA, 8-25-16	West Michigan	Santa Teresa del Tuy, VZ
Moreno, Williander	R	R	6-0	160	3-13-99	NDFA, 1-12-18	Lakeland	Maracay, VZ
O'Loughlin, Jack	L	L	6-5	223	3-14-00	NDFA, 7-16-16	Lakeland/West Mich.	Adelaide, Australia
Petit, RJ	R	R	6-8	300	9-23-99	14th Round, 2021	FCL/Lakeland/W. Mich.	Rock Hill, SC
Reyes, Angel	R	R	6-2	200	10-17-97	19th Round, 2018	West Michigan	Bayamon, PR
Sequeira, Gabe	R	L	6-0	205	8-18-97	NDFA, 7-10-20	Lakeland	Cypress, TX
Smith, Dylan	R	R	6-2	180	5-28-00	3rd Round, 2021	University of Alabama	Stafford, Texas
Tassin, Bryce	R	R	6-2	212	1-11-97	31st Round, 2019	Lakeland/West Mich.	Roseland, LA
Walker, Matt	L	L	6-3	203	6-15-98	12th Round, 2019	Lakeland	Morris, IL

CATCHERS (2)	B	T	HT	WT	BORN	OBTAINED	'21 CLUB(S)	RESIDENCE
Alfonzo, Eliezer	S	R	5-10	155	9-23-99	NDFA, 7-4-16	West Mich./Lakeland	Barcelona, VZ
Rothenberg, Mike	S	R	6-3	215	10-5-98	12th Round, 2021	FCL/Lakeland	Boca Raton, FL

INFIELDERS (6)	B	T	HT	WT	BORN	OBTAINED	'21 CLUB(S)	RESIDENCE
Cruz, Trei	S	R	6-2	204	7-5-98	3rd Round, 2020	West Mich./Lakeland	Houston, TX
Irigoyen, Carlos	R	R	6-2	175	3-21-01	NDFA, 7-5-17	FCL/Lakeland	Carabobo, VZ
Keith, Colt	L	R	6-3	211	8-14-01	5th Round, 2020	FCL/Lakeland/W. Mich.	Biloxi, MS
Murr, Austin	L	L	6-2	218	1-26-99	6th Round, 2021	Lakeland/West Mich.	St. Paul, MN
Perez, Wenceel	S	R	5-11	203	10-30-99	NDFA, 7-2-16	West Mich./Lakeland	Azua, DR
Rivera, Rey	L	R	6-6	250	6-14-97	2nd Round, 2017	West Michigan	West Palm Beach, FL

OUTFIELDERS (4)	B	T	HT	WT	BORN	OBTAINED	'21 CLUB(S)	RESIDENCE
Malgeri, Ben	R	R	6-1	215	1-12-00	18th Round, 2021	FCL/Lakeland	Stratham, NH
Meadows, Parker	L	R	6-5	205	11-2-99	2nd Round, 2018	West Michigan	Winter Springs, FL
Packard, Bryant	L	R	6-3	200	10-6-97	5th Round, 2019	West Michigan	Greenville, NC
Schultz, Austin	R	R	5-9	200	2-21-00	10th Round, 2021	Lakeland/West Mich.	Lincoln, NE

2022 Whitecaps Coaching Staff

Brayan Peña — Manager
 C.J. Wamsley — Hitting Coach • Dean Stiles — Pitching Coach
 Nick Bredeson — Developmental Coach
 Sean McFarland — Athletic Trainer • Tyler Gniadek — Strength and Conditioning Coach
 Kyle Flanagan — Baseball Information Assistant • Kyle Peets — Hawkeye Operator
 IL= Injured List
 IN = Inactive List

2021 Opening Day Roster

Pitchers (18) - Beau Brieske, Yaya Chentouf, Sandel De La Cruz, Chavez Fernander, Ruben Garcia, Zack Hess, Garrett Hill, Xavier Javier, Sam Kessler, Chance Kirby, Keider Montero, Angel Reyes, Jesus Rodriguez, Zac Shepherd, Hugh Smith, Jared Tobey, Brendon White
Catchers (3) - Eliezer Alfonzo, Dillon Dingler, Chris Proctor
Infielders (6) - Trei Cruz, Corey Joyce, Jack Kenley, Andre Lipcius, Rey Rivera, Spencer Torkelson
Outfielders (4) - Daniel Cabrera, Parker Meadows, Bryant Packard, Kona Quiggle

2022 WHITECAPS

SEASON REVIEW

OPPONENTS

HISTORY

RECORDS

DETROIT TIGERS

MEDIA



ELIEZER ALFONZO

C

Given Name: Eliezer Vicente Alfonso

Position: Catcher

Bats: S

Throws: R

Height: 5-10

Weight: 155

Opening Day Age: 22

Born: September 23, 1999 - Barcelona, Venezuela

Resides: Barcelona, Venezuela

How Obtained: Signed by the Tigers as a non-drafted free agent on July 4, 2016



YR.	CLUB	AVG.	G	AB	R	H	2B	3B	HR	RBI	BB	SO	SB	CS	OBP.	SLG.	OPS
2017	DSL Tigers	.305	52	151	24	46	4	1	0	14	26	18	5	1	.414	.344	.759
2018	GCL Tigers-W	.217	22	69	7	15	1	0	1	12	9	9	3	1	.300	.275	.575
2018	DSL Tigers-2	.391	33	110	22	43	10	1	0	21	20	8	3	1	.485	.500	.985
2019	Connecticut	.318	48	179	16	57	7	0	1	24	8	17	2	2	.342	.374	.716
2021	Lakeland	.308	39	156	25	48	7	1	7	29	12	11	2	0	.363	.500	.863
2021	West Michigan	.272	59	213	21	58	11	0	1	26	16	24	1	2	.319	.338	.657
TOTALS		.304	253	878	115	267	40	3	10	126	91	87	16	7	.370	.391	.761

GIO ARRIERA

RHP

Given Name: Giovanni E. Arrrera

Position: Pitcher

Bats: R

Throws: R

Height: 6-2

Weight: 220


Opening Day Age: 20

Born: June 7, 1998 - Hialeah, FL

Resides: Hialeah, FL

How Obtained: Selected by the Tigers in the 4th round of the 2017 draft

School: Palm Beach State Junior College (FL)



YR.	CLUB	W-L	ERA	G	GS	CG	SH	SV	IP	H	R	ER	HR	HB	BB	SO	AVG	WHIP
2017	GCL Tigers-W	0-2	4.61	11	11	0	0	0	27.1	30	18	14	3	3	14	28	.278	1.61
2018	Connecticut	2-5	4.38	12	12	0	0	0	63.2	58	33	31	5	6	29	57	.248	1.37
2019	West Michigan	3-8	6.81	18	18	0	0	0	79.1	97	72	60	4	7	43	79	.305	1.76
2021	Lakeland	1-5	5.30	9	9	0	0	0	37.1	34	27	22	3	6	19	38	.250	1.42
TOTALS		6-20	5.50	50	50	0	0	0	207.2	219	150	127	15	22	105	202	.275	1.56

MICHAEL BIENLIEN

RHP

Given Name: Michael James Bienlien

Position: Pitcher

Bats: L

Throws: L

Height: 6-3

Weight: 246


Opening Day Age: 24

Born: March 19, 1998 - Honolulu, HI

Resides: Chesapeake, VA

How Obtained: Selected by the Tigers in the 24th Round of the 2019 MLB Draft

School: North Carolina State University



YR.	CLUB	W-L	ERA	G	GS	CG	SH	SV	IP	H	R	ER	HR	HB	BB	SO	AVG	WHIP
2019	Four Teams	2-1	3.93	19	0	0	0	0	36.2	38	17	16	0	5	17	37	.255	1.50
2021	Lakeland	1-1	2.19	13	0	0	0	1	24.2	16	6	6	0	0	13	33	.182	1.18
2022	West Michigan	3-2	5.00	21	0	0	0	1	36	43	25	20	2	2	16	32	.289	1.64
TOTALS		6-4	3.88	53	0	0	0	2	97.1	97	48	42	2	7	46	102	.251	1.47

2022 WHITECAPS

SEASON REVIEW

OPPONENTS

HISTORY

RECORDS

DETROIT TIGERS

MEDIA



2022 WHITECAPS

2022 WHITECAPS

SEASON REVIEW

OPPONENTS

HISTORY

RECORDS


DETROIT TIGERS

MEDIA

TREI CRUZ

IF

Given Name: Trei Jose Cruz
 Position: Infielder
 Bats: S Throws: R
 Height: 6-2 Weight: 200
 Opening Day Age: 23
 Born: July 6, 1998 - Toronto, ON
 Resides: Houston, TX
 How Obtained: Selected by the Tigers in the 3rd round (73rd overall) of the 2020 MLB Draft
 School: Rice University



YR.	CLUB	AVG.	G	AB	R	H	2B	3B	HR	RBI	BB	SO	SB	CS	OBP.	SLG.	OPS
2021	Four Teams	.161	63	205	34	33	12	2	2	15	55	70	12	3	.338	.268	.606
TOTALS		.161	63	205	34	33	12	2	2	15	55	70	12	3	.338	.268	.606

WILMER FLORES

RHP

Given Name: Wilmer De Jesus Flores
 Position: Pitcher
 Bats: R Throws: R
 Height: 6-4 Weight: 225
 Opening Day Age: 21
 Born: February 20, 2001 - Valencia, Venezuela
 Resides: Southwest Ranches, FL
 How Obtained: Signed by the Tigers as a non-drafted free agent on July 8, 2020
 School: Arizona Western Junior College



YR.	CLUB	W-L	ERA	G	GS	CG	SH	SV	IP	H	R	ER	HR	HB	BB	SO	AVG	WHIP
2021	FCL Tigers	2-1	4.85	3	2	0	0	0	13	15	8	7	0	3	2	18	.288	1.31
2021	Lakeland	4-3	3.40	11	11	0	0	0	53	47	25	20	1	4	22	72	.239	1.30
TOTALS		6-4	3.68	14	13	0	0	0	66	62	33	27	1	7	28	90	.249	1.30

DARIO GARDEA

RHP

Given Name: Dario Emmanuel Gardea
 Position: Pitcher
 Bats: R Throws: R
 Height: 6-2 Weight: 210
 Opening Day Age: 23
 Born: January 29, 1999 - Ciudad Juarez, Chihuahua, Mexico
 Resides: Chihuahua, Mexico
 How Obtained: Signed by the Tigers as a non-drafted free agent on January 11, 2018



YR.	CLUB	W-L	ERA	G	GS	CG	SH	SV	IP	H	R	ER	HR	HB	BB	SO	AVG	WHIP
2018	DSL Tigers I	5-1	2.05	12	9	1	0	1	48.1	32	15	11	2	4	13	51	.189	0.93
2019	GCL Tigers-W	2-3	3.82	8	6	0	0	0	30.2	30	17	13	1	1	8	35	.246	1.24
2021	Lakeland	0-1	3.26	9	1	0	0	0	19.1	18	7	7	2	4	4	23	.257	1.14
TOTALS		7-5	2.84	29	16	1	0	1	98.1	80	85	39	31	7	25	109	.222	1.07



CARLOS GUZMAN

RHP

Given Name: Carlos Alberto Guzman

Position: Pitcher

Bats: R

Throws: R

Height: 6-1


Weight: 170

Opening Day Age: 23

Born: May 16, 1998 - Maracay, Venezuela

Resides: Aragua, Venezuela

How Obtained: Signed by the Tigers as a non-drafted free agent on March 4, 2015



YR.	CLUB	W-L	ERA	G	GS	CG	SH	SV	IP	H	R	ER	HR	HB	BB	SO	AVG	WHIP
2017	Two Teams	1-1	0.70	14	0	0	0	4	25.2	16	4	2	0	4	6	25	.180	0.86
2018	Two Teams	3-4	3.78	13	12	0	0	0	52.1	45	24	22	5	1	14	54	.228	1.13
2019	West Michigan	2-2	2.73	7	7	0	0	0	33	23	13	10	3	1	18	27	.197	1.24
2021	Lakeland	7-9	4.65	23	22	0	0	0	98.2	110	57	51	9	6	46	102	.282	1.58
TOTALS		13-16	3.65	57	41	0	0	4	209.2	194	98	85	17	12	84	208	.245	1.33

CARLOS IRIGOYEN

IF

Given Name: Carlos Eduardo Irigoyen

Position: Infielder

Bats: R

Throws: R

Height: 6-2

Weight: 165

Opening Day Age: 21

Born: March 21, 2021 - Carabobo, Venezuela

Resides: Carabobo, Venezuela

How Obtained: Signed by the Tigers as a non-drafted free agent on July 5, 2017



YR.	CLUB	AVG.	G	AB	R	H	2B	3B	HR	RBI	BB	SO	SB	CS	OBP.	SLG.	OPS
2018	DSL Tigers 2	.264	33	121	18	32	2	1	0	4	13	25	4	7	.336	.298	.634
2019	GCL Tigers-E	.263	31	99	12	26	4	0	0	10	7	14	2	2	.312	.303	.615
2021	FCL Tigers	.149	14	47	7	9	2	0	0	5	4	19	0	2	.245	.191	.436
2021	Lakeland	.207	37	116	9	24	2	0	0	7	11	34	0	0	.276	.224	.500
TOTALS		.232	115	383	46	89	10	1	0	26	35	92	6	11	.300	.264	.564

MARCO JIMENEZ

RHP

Given Name: Marco Antonio Jimenez

Position: Pitcher

Bats: R

Throws: R

Height: 5-11

Weight: 239

Opening Day Age: 22

Born: December 6, 1999 - San Francisco de Macoris, Dominican Republic

Resides: San Francisco de Macoris, Dominican Republic

How Obtained: Signed by the Tigers as a non-drafted free agent on September 30, 2016



YR.	CLUB	W-L	ERA	G	GS	CG	SH	SV	IP	H	R	ER	HR	HB	BB	SO	AVG	WHIP
2017	DSL Tigers	1-2	8.64	3	0	0	0	0	8.1	7	8	8	0	2	4	9	.233	1.32
2018	DSL Tigers 2	1-1	3.18	4	0	0	0	0	5.2	4	3	2	0	0	2	4	.206	1.06
2019	Connecticut	3-2	4.13	14	10	0	0	0	52.1	50	26	24	8	2	21	36	.251	1.36
TOTALS		5-5	4.61	21	10	0	0	0	66.1	61	37	34	8	4	27	49	.245	1.33



2022 WHITECAPS

SEASON REVIEW

OPPONENTS

HISTORY

RECORDS

DETROIT TIGERS

MEDIA

COLT KEITH

IF

Given Name: Colten Keith

Position: Infielder

Bats: L

Throws: R

Height: 6-3


Weight: 211

Opening Day Age: 20

Born: August 14, 2001 - Zanesville, OH

Resides: Biloxi, MS

How Obtained: Selected by the Tigers in the 5th Round of the 2020 MLB Draft



YR.	CLUB	AVG.	G	AB	R	H	2B	3B	HR	RBI	BB	SO	SB	CS	OBP.	SLG.	OPS
2021	Four Teams	.286	65	224	41	64	8	5	2	32	41	66	4	1	.396	.393	.789
TOTALS		.286	65	224	41	64	8	5	2	32	41	66	4	1	.396	.393	.789

TY MADDEN

RHP

Given Name: Tyler Dylan Madden

Position: Pitcher

Bats: R

Throws: R

Height: 6-3

Weight: 215

Opening Day Age: 22

Born: February 21, 2000 - Houston, TX

Resides: Cypress, TX

How Obtained: Selected by the Tigers in the 1st round (32nd Overall) of the 2021 MLB Draft

School: University of Texas



YR.	CLUB	W-L	ERA	G	GS	CG	SH	SV	IP	H	R	ER	HR	HB	BB	SO	AVG	WHIP
2021	Univ. of Texas	7-5	2.45	18	18	0	0	0	113.2	75	37	31	7	5	44	137	.188	1.05
NCAA TOTALS		14-6	2.59	37	30	0	0	0	181	131	63	52	10	6	72	200	.203	1.12

ANDREW MAGNO

LHP

Given Name: Andrew Gaspar Magno

Position: Pitcher

Bats: R

Throws: L

Height: 5-11

Weight: 190

Opening Day Age: 23

Born: April 30, 1998 - Antioch, CA

Resides: Dublin, OH

How Obtained: Selected by the Tigers in the 15th round of the 2019 MLB Draft



YR.	CLUB	W-L	ERA	G	GS	CG	SH	SV	IP	H	R	ER	HR	HB	BB	SO	AVG	WHIP
2019	Connecticut	1-0	2.05	19	0	0	0	3	22	16	6	5	2	3	17	19	.200	1.50
2021	Lakeland	0-1	3.68	23	0	0	0	1	29.1	14	13	12	0	4	30	37	.144	1.50
2021	West Michigan	0-0	3.00	4	0	0	0	0	6	5	2	2	0	0	4	10	.227	1.50
TOTALS		1-1	2.98	46	0	0	0	5	57.1	35	21	19	2	7	51	66	.176	1.50



BEN MALGERI

OF

Given Name: Benjamin Joseph Malgeri

Position: Outfielder

Bats: R **Throws:** R

Height: 6-1 **Weight:** 215


Opening Day Age: 22

Born: January 12, 2000 - Exeter, NH

Resides: Strathan, NH

How Obtained: Selected by the Tigers in the 18th round of the 2021 MLB Draft

School: Northeastern University



YR.	CLUB	AVG.	G	AB	R	H	2B	3B	HR	RBI	BB	SO	SB	CS	OBP.	SLG.	OPS
2021	Two Teams	.267	42	165	25	44	6	3	4	25	15	42	6	2	.346	.412	.758
TOTALS		.267	42	165	25	44	6	3	4	25	15	42	6	2	.346	.412	.758

JORDAN MARKS

RHP

Given Name: Jordan John Marks

Position: Pitcher

Bats: L **Throws:** R

Height: 6-2 **Weight:** 220

Opening Day Age: 22

Born: April 29, 1999 - Sarnia, Canada

Resides: Bright's Grove, ON

How Obtained: Selected by the Tigers in the 8th round of the 2021 MLB Draft

School: University of South Carolina Upstate



YR.	CLUB	W-L	ERA	G	GS	CG	SH	SV	IP	H	R	ER	HR	HB	BB	SO	AVG	WHIP
2021	UC Upstate	10-2	2.54	15	15	0	1	0	95.2	85	32	27	3	5	20	101	.232	1.10
NCAA TOTALS		21-16	3.91	49	46	0	1	0	258	281	154	112	16	21	58	230	.271	1.31

PARKER MEADOWS

OF

Given Name: Parker Keith Meadows

Position: Outfielder

Bats: L **Throws:** R

Height: 6-5 **Weight:** 185

Opening Day Age: 21

Born: November 2, 1999 - Snellville, GA

Resides: Winter Springs, FL

How Obtained: Selected by the Tigers in the 2nd round (44th overall) of the 2018 MLB Draft

School: Grayson High School (GA)



YR.	CLUB	AVG.	G	AB	R	H	2B	3B	HR	RBI	BB	SO	SB	CS	OBP.	SLG.	OPS
2018	GCL Tigers-W	.284	22	74	16	21	2	1	4	8	8	25	3	1	.376	.500	.876
2018	Connecticut	.316	6	19	4	6	1	0	0	2	2	6	0	0	.381	.368	.749
2019	West Michigan	.221	126	443	52	98	15	2	7	40	47	113	14	8	.296	.312	.607
2021	Lakeland	.273	3	11	2	3	1	0	0	1	0	3	0	0	.333	.364	.697
2021	West Michigan	.208	94	355	50	74	15	2	8	44	37	99	9	8	.290	.330	.620
TOTALS		.224	251	1,030	124	202	34	5	19	95	94	246	26	17	.303	.336	.639



2022 WHITECAPS

2022 WHITECAPS

SEASON REVIEW

OPPONENTS

HISTORY

RECORDS

DETROIT TIGERS

MEDIA

KEIDER MONTERO

RHP

Given Name: Keider Eduardo Montero

Position: Pitcher

Bats: R

Throws: R

Height: 6-1

Weight: 213

Opening Day Age: 21

Born: July 6, 2000 - Santa Teresa del Tuy, Venezuela

Resides: Santa Teresa del Tuy, Venezuela

How Obtained: Signed by the Tigers as a non-drafted free agent on August 25, 2016



YR.	CLUB	W-L	ERA	G	GS	CG	SH	SV	IP	H	R	ER	HR	HB	BB	SO	AVG	WHIP
2017	DSL Tigers	1-5	4.02	14	12	0	0	0	47	46	34	21	0	2	27	41	.251	1.55
2018	DSL Tigers-1	2-2	2.14	15	5	0	0	5	46.1	45	22	11	2	6	16	40	.249	1.32
2019	GCL Tigers-W	2-1	1.57	5	5	0	0	0	23	22	8	4	0	0	11	23	.250	1.43
2019	Connecticut	2-2	2.55	5	5	1	1	0	24.2	22	7	7	2	0	5	26	.259	1.09
2021	West Michigan	4-8	5.28	15	15	0	0	0	61.1	84	42	36	6	8	19	59	.321	1.68
TOTALS		11-18	3.51	54	42	1	1	5	202.1	219	113	70	10	16	78	189	.274	1.47

WILLIANDER MORENO

RHP

Given Name: Williander Jose Moreno

Position: Pitcher

Bats: R

Throws: R

Height: 6-0

Weight: 160

Opening Day Age: 23

Born: March 13, 1999 - Distrito Girardot, Venezuela

Resides: Maracay, Venezuela

How Obtained: Signed by the Tigers as a non-drafted free agent on January 12, 2018



YR.	CLUB	W-L	ERA	G	GS	CG	SH	SV	IP	H	R	ER	HR	HB	BB	SO	AVG	WHIP
2018	DSL Tigers-1	3-4	3.61	19	9	0	0	5	57.1	55	27	23	4	4	14	47	.261	1.20
2019	GCL Tigers-E	0-3	5.40	7	0	0	0	1	8.1	6	7	5	2	2	8	5	.200	1.68
2021	Lakeland	3-3	3.16	25	2	0	0	0	57	56	30	20	8	0	21	67	.252	1.35
TOTALS		6-10	3.52	51	11	0	0	6	122.2	117	64	48	14	6	43	119	.253	1.30

AUSTIN MURR

IF/OF

Given Name: Austin Michael Murr

Position: Infielder/Outfielder

Bats: L

Throws: L

Height: 6-2

Weight: 218

Opening Day Age: 23

Born: January 26, 1999 - St. Paul, MN

Resides: St. Paul, MN

How Obtained: Selected by the Tigers in the 6th round of the 2021 MLB Draft

School: North Carolina State University



YR.	CLUB	AVG.	G	AB	R	H	2B	3B	HR	RBI	BB	SO	SB	CS	OBP.	SLG.	OPS
2021	FCL Tigers-W	.333	1	3	1	1	0	0	0	1	0	0	0	0	.333	.333	.666
2021	Lakeland	.262	13	42	13	11	3	0	0	4	17	9	2	1	.492	.333	.825
2021	West Michigan	.344	25	90	17	31	4	0	1	8	10	20	2	0	.412	.422	.834
TOTALS		.319	39	135	31	43	7	0	1	13	27	29	2	1	.440	.393	.833



JACK O'LOUGHLIN

LHP

Given Name: Jack Te Haki O'Loughlin

Position: Pitcher

Bats: L

Throws: L

Height: 6-5


Weight: 223

Opening Day Age: 22

Born: March 14, 2000 - Adelaide, Australia

Resides: Adelaide, Australia

How Obtained: Signed by the Tigers as a non-drafted free agent on July 16, 2016



YR.	CLUB	W-L	ERA	G	GS	CG	SH	SV	IP	H	R	ER	HR	HB	BB	SO	AVG	WHIP
2018	Connecticut	0-1	4.35	7	1	0	0	1	20.2	15	12	10	1	3	12	25	.211	1.31
2019	Connecticut	2-4	3.13	13	12	0	0	0	60.1	57	24	21	1	4	24	49	.254	1.34
2021	Three Teams	5-2	2.64	14	14	1	0	0	61.1	53	21	18	2	4	23	52	.241	1.27
TOTALS		7-7	3.10	34	27	1	0	1	142.1	125	57	49	4	11	59	126	.243	1.29

BRYANT PACKARD

OF

Given Name: Bryant Thomas Packard

Position: Outfielder

Bats: L

Throws: R

Height: 6-3

Weight: 200


Opening Day Age: 24

Born: October 6, 1997 - Seattle, WA

Resides: Greenville, NC

How Obtained: Selected by the Tigers in the 5th round of the 2019 MLB Draft

School: East Carolina University



YR.	CLUB	AVG.	G	AB	R	H	2B	3B	HR	RBI	BB	SO	SB	CS	OBP.	SLG.	OPS
2019	Connecticut	.351	11	37	5	13	2	0	0	2	6	9	1	0	.432	.405	.837
2019	West Michigan	.309	23	81	14	25	6	0	3	12	13	24	1	0	.404	.494	.898
2019	Lakeland	.118	5	17	2	2	0	0	0	2	2	5	0	0	.250	.118	.368
2021	West Michigan	.222	54	198	30	44	11	0	6	22	17	53	5	3	.310	.369	.679
TOTALS		.252	93	333	51	84	19	0	9	38	38	91	7	3	.344	.390	.734

WENCEEL PEREZ

IF

Given Name: Wenceel Xavier Perez

Position: Infielder

Bats: S

Throws: R

Height: 5-11

Weight: 170

Opening Day Age: 19

Born: October 30, 1999 - Azua, Dominican Republic

Resides: Azua, Dominican Republic

How Obtained: Signed by the Tigers as a non-drafted free agent on July 2, 2016



YR.	CLUB	AVG.	G	AB	R	H	2B	3B	HR	RBI	BB	SO	SB	CS	OBP.	SLG.	OPS
2017	DSL Tigers	.314	61	226	31	71	8	1	0	22	27	21	16	6	.387	.358	.745
2018	Three Teams	.312	57	231	36	72	12	3	3	31	19	34	13	5	.363	.429	.792
2019	West Michigan	.233	124	459	59	107	16	6	3	30	45	87	21	13	.299	.314	.613
2021	Two Teams	.256	113	422	67	108	18	7	4	43	43	85	22	2	.329	.360	.689
TOTALS		.268	355	1338	193	358	54	17	10	126	134	227	72	26	.335	.356	.690

2022 WHITECAPS

SEASON REVIEW

OPPONENTS

HISTORY

RECORDS

DETROIT TIGERS

MEDIA



2022 WHITECAPS

2022 WHITECAPS

SEASON REVIEW

OPPONENTS

HISTORY

RECORDS

DETROIT TIGERS

MEDIA

RJ PETIT

RHP

Given Name: Robert George Petit

Position: Pitcher

Bats: R Throws: R

Height: 6-8 Weight: 300


Opening Day Age: 22

Born: September 23, 1999 - Rock Hill, SC

Resides: Rock Hill, SC

How Obtained: Selected by the Tigers in the 14th round of the 2021 MLB Draft

School: Charleston Southern University



YR.	CLUB	W-L	ERA	G	GS	CG	SH	SV	IP	H	R	ER	HR	HB	BB	SO	AVG	WHIP
2021	Charleston Southern	6-5	2.79	14	13	0	1	0	84	69	36	26	6	8	31	75	.239	1.19
2021	Three Teams	0-1	7.04	6	1	0	0	0	7.2	7	7	7	1	0	3	8	.226	1.30
PRO TOTALS		0-1	7.04	6	1	0	0	0	7.2	7	7	7	1	0	3	8	.226	1.30

ANGEL REYES

RHP

Given Name: Angel Miguel Reyes

Position: Pitcher

Bats: R Throws: R

Height: 6-2 Weight: 205

Opening Day Age: 24

Born: October 17, 1997 - Bayamon, Puerto Rico

Resides: Bayamon, Puerto Rico

How Obtained: Selected by the Tigers in the 19th round of the 2018 MLB Draft

School: University of Science and Arts of Oklahoma



YR.	CLUB	W-L	ERA	G	GS	CG	SH	SV	IP	H	R	ER	HR	HB	BB	SO	AVG	WHIP
2018	GCL Tigers-W	5-0	3.09	15	0	0	0	1	23.1	21	12	8	1	0	16	25	.241	1.59
2018	Connecticut	0-0	0.00	1	0	0	0	0	2	2	0	0	0	0	1	3	.250	1.50
2019	West Michigan	0-3	3.60	46	0	0	0	7	60	48	26	24	4	5	35	64	.213	1.38
2021	West Michigan	2-4	3.51	40	0	0	0	0	59	47	29	23	5	7	17	54	.210	1.08
TOTALS		7-7	3.43	102	0	0	0	8	144.1	118	67	55	10	12	69	146	.217	1.30

REY RIVERA

1B/OF

Given Name: Reynaldo Rivera

Position: Infielder/Outfielder

Bats: L Throws: R

Height: 6-6 Weight: 250


Opening Day Age: 24

Born: June 14, 1997 - Toa Alta, Puerto Rico

Resides: West Palm Beach, FL

How Obtained: Selected by the Tigers in the 2nd round (57th overall) of the 2017 MLB Draft

School: Chipola Junior College



YR.	CLUB	AVG.	G	AB	R	H	2B	3B	HR	RBI	BB	SO	SB	CS	OBP.	SLG.	OPS
2017	Connecticut	.187	52	182	16	34	9	1	2	26	18	55	3	1	.261	.280	.541
2018	West Michigan	.237	115	410	41	97	28	4	9	62	36	119	3	2	.295	.390	.685
2019	West Michigan	.228	62	197	19	45	7	2	4	19	20	72	3	0	.305	.345	.650
2019	Lakeland	.178	28	90	10	16	4	1	3	8	8	34	0	0	.253	.344	.597
2021	West Michigan	.207	95	323	45	67	15	0	21	60	33	135	0	1	.290	.449	.739
TOTALS		.216	352	1350	131	259	63	8	39	175	115	415	9	4	.287	.379	.665



MIKE ROTHENBERG

C

Given Name: Michael Richard Rothenberg

Position: Catcher

Bats: S **Throws:** R

Height: 6-3 **Weight:** 215

Opening Day Age: 23

Born: October 5, 1998 - Miami Beach, FL

Resides: Boca Raton, FL

How Obtained: Selected by the Tigers in the 12th round of the 2021 MLB Draft

School: Duke University



YR.	CLUB	AVG.	G	AB	R	H	2B	3B	HR	RBI	BB	SO	SB	CS	OBP.	SLG.	OPS
2021	Two Teams	.267	29	90	11	34	7	0	1	14	15	18	0	0	.391	.378	.769
TOTALS		.267	29	90	11	34	7	0	1	14	15	18	0	0	.391	.378	.769

AUSTIN SCHULTZ

OF

Given Name: Austin Eric Schultz

Position: Outfielder

Bats: R **Throws:** R

Height: 5-9 **Weight:** 200

Opening Day Age: 22

Born: February 21, 2000 - Lincoln, NE

Resides: Lincoln, NE

How Obtained: Selected by the Tigers in the 10th round of the 2021 MLB Draft

School: University of Kentucky



YR.	CLUB	AVG.	G	AB	R	H	2B	3B	HR	RBI	BB	SO	SB	CS	OBP.	SLG.	OPS
2021	Four Teams	.274	25	95	13	26	2	3	2	12	8	20	4	0	.355	.421	.776
TOTALS		.274	25	95	13	26	2	3	2	12	8	20	4	0	.355	.421	.776

GABE SEQUEIRA

LHP

Given Name: Gabriel Francisco Sequeira

Position: Pitcher

Bats: L **Throws:** L

Height: 6-0 **Weight:** 200


Opening Day Age: 24

Born: August 18, 1997 - Dallas, TX

Resides: Cypress, TX

How Obtained: Signed by the Tigers as a non-drafted free agent on July 10, 2020

School: Texas Wesleyan University



YR.	CLUB	W-L	ERA	G	GS	CG	SH	SV	IP	H	R	ER	HR	HB	BB	SO	AVG	WHIP
2021	Lakeland	5-3	4.72	34	0	0	0	10	47.2	51	28	25	1	4	20	74	.270	1.49
TOTALS		5-3	4.72	34	0	0	0	10	47.2	51	28	25	1	4	20	74	.270	1.49

2022 WHITECAPS

SEASON REVIEW

OPPONENTS

HISTORY

RECORDS

DETROIT TIGERS

MEDIA



2022 WHITECAPS

2022 WHITECAPS

SEASON REVIEW

OPPONENTS

HISTORY

RECORDS

DETROIT TIGERS

MEDIA

DYLAN SMITH

RHP

Given Name: Dylan Miguel Smith
Position: Pitcher

Bats: R Throws: R
Height: 6-2 Weight: 180

Opening Day Age: 21

Born: May 28, 2000 - Huntsville, TX

Resides: Stafford, TX

How Obtained: Selected by the Tigers in the 3rd round (74th Overall) of the 2021 MLB Draft

School: University of Alabama



YR.	CLUB	W-L	ERA	G	GS	CG	SH	SV	IP	H	R	ER	HR	HB	BB	SO	AVG	WHIP
2021	U. of Alabama	2-8	3.84	16	16	0	0	0	98.1	99	42	42	14	1	20	113	.250	1.21
NCAA TOTALS		3-9	4.30	33	17	0	0	2	121.1	125	58	58	18	3	34	131	.264	1.31

BRYCE TASSIN

RHP

Given Name: Bryce Joseph Tassin
Position: Pitcher

Bats: R Throws: R
Height: 6-2 Weight: 212


Opening Day Age: 25

Born: January 11, 1997 - Hammond, LA

Resides: Roseland, LA

How Obtained: Selected by the Tigers in the 31st round of the 2019 MLB Draft

School: Southeastern Louisiana University



YR.	CLUB	W-L	ERA	G	GS	CG	SH	SV	IP	H	R	ER	HR	HB	BB	SO	AVG	WHIP
2019	Two Teams	4-1	1.97	17	0	0	0	0	32	25	11	7	2	1	9	34	.212	1.06
2021	Two Teams	6-5	2.22	39	0	0	0	9	56.2	41	20	14	2	2	15	54	.204	0.99
TOTALS		10-6	2.13	56	0	0	0	9	88.2	66	31	31	4	3	24	88	.207	1.05

MATT WALKER

LHP

Given Name: Matthew Dawson Walker
Position: Pitcher

Bats: L Throws: L
Height: 6-3 Weight: 217

Opening Day Age: 23

Born: June 15, 1998 - Morris, IL

Resides: Morris, IL

How Obtained: Selected by the Tigers in the 12th round of the 2019 MLB Draft

School: Illinois State University



YR.	CLUB	W-L	ERA	G	GS	CG	SH	SV	IP	H	R	ER	HR	HB	BB	SO	AVG	WHIP
2019	Connecticut	0-1	67.50	1	0	0	0	0	0.2	4	5	5	1	0	2	2	.600	7.50
2021	Lakeland	4-1	4.09	25	4	0	0	0	61.2	61	34	28	3	1	31	62	.253	1.49
TOTALS		4-2	4.76	26	4	0	0	0	62.1	64	39	33	4	1	33	64	.260	1.56



A NEW TAKE ON A TRADITIONAL PROMOTION, THE WHITECAPS HAVE REFURBISHED TIGERS WEDNESDAYS INTO "MADE IN MICHIGAN WEDNESDAYS." THE NEW LOOK FEATURES APPEARANCES FROM ATHLETES WHO WERE BORN IN MICHIGAN OR PLAYED FOR A TEAM IN MICHIGAN SUCH AS THE PISTONS, TIGERS, LIONS, RED WINGS, SPARTANS, OR WOLVERINES. PLEASE JOIN US ON THESE DATES, AND MEET YOUR FAVORITE PAST OR PRESENT ATHLETE!

ALL PROMOTIONS ARE SUBJECT TO CHANGE.



DARREN McCARTY

WEDNESDAY, JUNE 8

PRESENTED BY: MILK MEANS MORE



JOEL ZUMAYA

WEDNESDAY, JUNE 29

PRESENTED BY: ALTA MATERIAL HANDLING



CHRIS CHELIOS

WEDNESDAY, JULY 27

PRESENTED BY: SIP SHINE/EL BANDIDO



JASON HANSON

WEDNESDAY, AUGUST 17



CECIL FIELDER

WEDNESDAY, AUGUST 24

PRESENTED BY: MICHIGAN SOYBEAN

AUTOGRAPH PROCEDURE

Fans looking to get an autograph will need to come to the autograph table, behind section 109, along the first base concourse to get a number. The numbers will be announced in blocks, e.g. 1-50, and when your number is called you are able to get in line. You will need to present your number at that time to get your autograph.

One autograph per number per person, and you must present your number to get your autograph (multiple numbers may not be presented at one time).

FOR MORE INFORMATION, PLEASE VISIT

WHITECAPSBASEBALL.COM

For a 6:35 p.m. game, the gates open at 5:15 p.m. and autographs will start promptly at 5:45 p.m. Season Ticket Holders can get in at 5:00 p.m. (10-game plan holders and up). There are a limited number available and when they are completed, fans may be able to get another number if time permits. Autographs will end at 8:00 p.m.

SEASON REVIEW



In 2021, infielder Spencer Torkelson became the first #1 overall draft pick to play for the Whitecaps. The top choice in the 2019 MLB Draft by Detroit, hit .312 with five homers and 28 RBI in 31 games while leading the High-A Central with a .440 OBP at the time of his promotion to Double-A Erie.



2021 SEASON REVIEW

2022 WHITECAPS

SEASON REVIEW

OPPONENTS

HISTORY

RECORDS

DETROIT TIGERS

MEDIA

After a 623-day absence, Whitecaps baseball finally returned to West Michigan following the cancellation of the 2020 Minor League Baseball season due to the COVID-19 pandemic. The season was much-needed, while the West Michigan region came out to support the team in full force, helping the Whitecaps place second in the newly named "High-A Central" League in attendance.

The season brought various changes on-and-off the field. The most significant difference watched the Whitecaps move up the Detroit Tigers organizational depth chart, going from a Low Class-A affiliate to the High-A level – enabling some of the Tigers' top prospects to make their professional debuts in West Michigan. As part of Minor League Baseball's new structure, the Whitecaps remained one of the 120 teams – down from 162 – in the all-new Professional Development League. West Michigan swapped places with previous High-A affiliate Lakeland, who took the Whitecaps spot as the Tigers Low Class-A affiliate.

The ballpark itself also opened the season with a new identity. The Whitecaps unveiled 'LMCU Ballpark' as part of a new business partnership with LMCU Credit Union – to become the newly named home for professional baseball in West Michigan.

The Whitecaps also welcomed their 14th manager in franchise history, as former Detroit Tigers catcher Brayán Peña was able to manage the club despite having to wait out the cancellation of the 2020 baseball season. The skipper brought unparalleled energy and enthusiasm to his team and clubhouse throughout the summer.

Many expected the 2021 season to begin in early April, but an unexpected spike in COVID-19 case rates nationwide, coupled with the unveiling of the COVID-19 vaccine, pushed back the regular 140-game season to early May and a modified 120-game schedule. During the delay, Dan Hasty, the Voice of the Whitecaps, became the first broadcaster in team history to call a Major League regular-season game, filling in Detroit Tigers radio voice Dan Dickerson for a game against the Oakland Athletics on April 18.

Whitecaps baseball returned with one of its most exciting rosters of all time, highlighted by the first number one overall pick in the 27-year history of the club. Spencer Torkelson, the first overall pick in the 2020 MLB Draft from Arizona State University, made his professional debut in West Michigan. He joined a pair of fellow Top-5 Tigers prospects in 2020 second-round picks in catcher Dillon Dingler and outfielder Daniel Cabrera. After going just 6-for-42 (.143 batting average) at the plate to begin his 'Caps career, Torkelson hit .418 over his final 20 games with five homers and 23 RBI.

The month of June brought the Whitecaps the ability to welcome crowds at 100% capacity and the promotions of both Torkelson and Dingler to Double-A Erie. Dingler hit .287 with eight homers and 24 RBI in 32 games at the time of his upwards move in the Tigers system. The pair helped West Michigan take over first place in their division before departing.

August brought the Whitecaps a pair of identity changes, becoming the Beer City Bung Hammers, an alternate identity established in 2018. The Grand Rapids Dam Breakers made their debut on August 21 – a name change performed in conjunction with the Grand Rapids Whitewater project to help break local dams along the West River.

The club finished with a record of 58-62 but finished on the highest of high notes, beating the in-state rival Lansing Lugnuts on the season's final day with a 19-4. The Whitecaps saw a variety of club records either broken or tied in the win, including setting a new franchise-best with 14 extra-base hits in the win. West Michigan also set a season record for runs in a game with 19 and tied franchise record with five homers in the contest. In the same victory, infielder Rey Rivera, who broke Jeremy Laster's Whitecaps all-time home run record with his 26th in a West Michigan uniform, tied Kelly Hunt's single-season mark with his 20th of the season in one of his final at-bats.

Heading into the 2022 season, the Whitecaps are slated to increase from a 120-game schedule to playing a total of 132 contests. Among the highlights we plan to celebrate include welcoming our 11 millionth fan, and our 2,000th franchise victory with our first win in 2022.

2021 Final Standings

Final Overall Standings					East Division					West Division				
TEAM	W	L	PCT	GB	EASTERN	W	L	PCT	GB	EASTERN	W	L	PCT	GB
Quad Cities	77	41	.653	-	Dayton	65	55	.542	-	Quad Cities	77	41	.653	-
Cedar Rapids	67	53	.558	11	Lake County	65	55	.542	-	Cedar Rapids	67	53	.558	11
Dayton	65	55	.542	13	Great Lakes	63	57	.525	2	Wisconsin	59	60	.496	18.5
Lake County	65	55	.542	13	Lansing	58	62	.483	7	Beloit	55	65	.458	23
Great Lakes	63	57	.525	15	West Michigan	58	62	.483	7	South Bend	52	67	.437	25.5
Wisconsin	59	60	.496	18.5	Fort Wayne	54	66	.450	11	Peoria	45	75	.375	33
Lansing	58	62	.483	20										
West Michigan	58	62	.483	20										
Beloit	55	65	.458	23										
Fort Wayne	54	66	.450	24										
South Bend	52	67	.437	25.5										
Peoria	45	75	.375	33										

By the Numbers

1 win needed for the Whitecaps 2,000th franchise win
352,017 fans needed to welcome 11 millionth fan to LMCU Ballpark

AWARDS AND HONORS



2021 High-A Central League Post-Season All-Star Team

Pos.	Player, Club	AVG.	AB	R	H	2B	3B	HR	RBI	SB
C	Logan Porter, Quad Cities	.241	257	53	116	10	1	14	45	1
1B	Vinnie Pasquantino, Quad Cities	.291	237	44	134	20	3	13	42	4
2B	Michael Massey, Quad Cities	.289	388	76	112	27	2	21	87	12
3B	Jordan Diaz, Lansing	.288	333	46	96	24	1	13	56	2
SS	Jose Tena, Lake County	.281	413	58	116	25	2	16	58	10
OF	Andy Pages, Great Lakes	.265	438	96	116	25	1	31	88	6
OF	Griffin Conine, Beloit	.247	235	45	58	7	2	23	59	3
OF	Ryan Ward, Great Lakes	.278	439	91	122	21	3	27	84	8
DH	Troy Johnson, Beloit	.289	357	54	103	22	1	14	72	6

Pos.	Player, Club	W-L	ERA	G	SV	IP	H	BB	SO
RHP	Ben Gross, Cedar Rapids	5-2	3.62	17	0	82	79	23	106
LHP	Anthony Veneziano, Quad Cities	6-4	3.75	22	0	93.2	76	37	127
RP	Charles Hall, Lansing	6-3	2.11	43	12	64	42	21	79

Most Valuable Player: Andy Pages, Great Lakes

Pitcher of the Year: Anthony Veneziano, Quad Cities

Prospect of the Year: Andy Pages, Great Lakes

Manager of the Year: Chris Widger, Quad Cities

2021 High-A Central Mid-Season All-Star Team

2021 H.A.C. Midseason All-Stars were not selected by MLB, and no All-Star game was held (COVID-19 Pandemic).

2019 Midwest League Mid-Season All-Star Team

EASTERN DIVISION

C	Chris Betts, Bowling Green
1B	Jake Brodt, Lansing
2B	Xavier Edwards, Fort Wayne
3B	Miguel Vargas, Great Lakes
SS	Wander Franco, Bowling Green
OF	Niko Hulsizer, Great Lakes
OF	Will Benson, Lake County
OF	Ulrich Bojarski, West Michigan
DH	Roberto Alvarez, Bowling Green
SP	Josh Winckowski, Lansing

WESTERN DIVISION

C	David Fry, Wisconsin
1B	Brady Whalen, Peoria
2B	Blaze Alexander, Kane County
3B	Nolan Gorman, Peoria
SS	Brice Turang, Wisconsin
OF	Jerar Encarnacion, Clinton
OF	Alek Thomas, Kane County
OF	Austin Dennis, Quad Cities
DH	Chris Williams, Cedar Rapids
SP	Chris Vallimont, Clinton

Reserves - Pabel Manzanero, Dayton; Dillon Paulson, Great Lakes; Andy Weber, South Bend; Nick Podkul, Lansing; Tyler Freeman, Lake County; Ryan Gold, Lansing; Grant Witherspoon, Bowling Green

Pitchers - Easton McGee, Bowling Green; Shane McClanahan, Bowling Green; Alan Strong, Bowling Green; Caleb Sampen, Bowling Green; Ryan Weathers, Fort Wayne; Henry Henry, Fort Wayne; Jose Chacin, Great Lakes; Austin Drury, Great Lakes; Manuel Alvarez, Lake County; Cobi Johnson, Lansing; Jeff Passantino, South Bend; Riley Thompson, South Bend; Brailyn Marquee, South Bend; Cam Sanders, South Bend

Reserves - Cesar Salazar, Quad Cities; Gabe Snyder, Cedar Rapids; Trey Dawson, Quad Cities; Buddy Kennedy, Kane County; Jeremy Pena, Quad Cities; Delvin Perez, Peoria; Jesus Lujano, Wisconsin

Pitchers - Eric Marinez, Beloit; Aiden McIntyre, Beloit; Robinson Pina, Burlington; Jose Soriano, Burlington; Christopher Molina, Burlington; Josh Winder, Cedar Rapids; Humberto Mejia, Clinton; Blake Workman, Kane County; Diego Cordero, Peoria; Matt Ruppenthal, Quad Cities; Austin Hansen, Quad Cities; Adam Hill, Wisconsin; Aaron Ashby, Wisconsin; Logan Gillaspie, Wisconsin

2019 Midwest League All-Star Game was held at Four Winds Field in South Bend, IN - East def. West 3-3

"Star of Stars" Award Winner (All-Star Game MVP) - Chris Betts, Bowling Green... Won Tiebreaking HR Derby

Winning Tradition

The Whitecaps have claimed six Midwest League titles in the franchise's 28-year history, most recently winning the Midwest League Championship in 2015. West Michigan is third among current Midwest League teams in all-time championships. Quad Cities, who has been in the league since 1960, won the 2021 League title to raise their all-time total to eight. The Whitecaps have qualified for the playoffs in 19 of their 27 seasons. Since their inaugural 1994 campaign, the only years that West Michigan failed to clinch a post-season berth were 1999, 2001, 2003, 2011-2013, 2019, and 2021.

2022 WHITECAPS

SEASON REVIEW

OPPONENTS

HISTORY

RECORDS

DETROIT TIGERS

MEDIA



2021 FINAL STATISTICS

POSITION PLAYERS

BATTER	AVG	G	AB	R	H	2B	3B	HR	RBI	BB	SO	SB	CS	OBP	SLG	OPS
Alfonzo, E	.272	59	213	21	58	11	0	1	26	16	24	1	2	.319	.338	.657
Bojarski, U	.159	29	69	4	11	3	2	1	8	5	36	0	1	.211	.304	.515
Cabrera, D	.242	99	380	54	92	19	6	9	64	34	95	7	4	.300	.395	.695
Cruz, T	.159	26	82	10	13	5	1	0	6	22	35	1	1	.333	.244	.577
De La Rosa, E	.293	59	208	37	61	14	6	3	27	19	72	22	6	.373	.462	.835
Dingler, D	.287	32	122	25	35	6	1	8	24	13	36	0	0	.376	.549	.925
Esquerra, T	.080	8	25	4	2	0	0	0	0	4	11	0	0	.233	.080	.313
Holton, J	.308	30	104	21	32	8	1	3	20	16	24	0	2	.430	.490	.920
Johnson, C	.177	57	164	20	29	14	0	1	14	32	53	0	1	.315	.280	.595
Joyce, C	.184	28	87	11	16	3	0	1	5	15	27	5	0	.324	.253	.577
Keith, C	.162	18	68	7	11	1	1	1	6	8	27	0	0	.250	.250	.500
Kenley, J	.250	2	4	2	1	0	0	0	0	1	0	0	0	.400	.250	.650
Kerr, J	.218	34	101	16	22	6	1	3	18	15	41	1	2	.316	.386	.702
King, J	.221	71	226	31	50	12	1	4	29	15	85	4	2	.274	.336	.610
Lipcius, A	.277	22	83	14	23	4	2	3	13	12	16	3	1	.357	.482	.839
MacLaren, C	.176	14	34	4	6	2	0	0	3	3	8	0	0	.243	.235	.478
Meadows, P	.208	94	355	50	74	15	2	8	44	37	99	9	8	.290	.330	.620
Murr, A	.344	25	90	17	31	4	0	1	8	10	20	2	0	.412	.422	.834
Myers, D	.333	4	12	3	4	1	0	1	1	3	1	0	0	.467	.667	1.134
Navigato, A	.236	44	144	23	34	6	1	3	14	23	38	5	4	.349	.354	.703
Packard, B	.222	54	198	30	44	11	0	6	22	17	53	5	3	.310	.369	.679
Perez, W	.245	90	330	51	81	13	6	3	31	31	64	13	1	.313	.348	.661
Proctor, C	.133	5	15	3	2	2	0	0	0	5	8	0	0	.350	.267	.617
Quiggle, K	.000	3	9	1	0	0	0	0	0	2	5	0	0	.182	.000	.182
Rivera, R	.207	95	323	45	67	15	0	21	60	33	135	0	1	.290	.449	.739
Schultz, A	.278	4	18	1	5	0	2	0	3	0	5	0	0	.316	.500	.816
Silverio, G	.211	9	19	3	4	1	0	0	2	3	8	0	0	.318	.263	.581
Torkelson, S	.312	31	109	21	34	11	1	5	28	24	28	3	2	.440	.569	.009
Valencia, E	.800	4	5	0	4	1	0	0	1	0	0	0	0	.800	.000	.800
Workman, G	.237	67	257	42	61	21	2	9	39	23	97	9	5	.302	.440	.742
WHITECAPS	.235	120	3854	546	907	209	36	95	516	441	1151	90	46	.320	.382	.702

PITCHERS

PITCHER	W-L	ERA	G	GS	CG	SHO	SV	IP	H	R	ER	HR	BB	SO	WP	AVG
Bergner, M	4-0	2.90	17	10	0	0	0	59	50	23	19	8	25	76	4	.224
Bienlien, A	3-2	5.00	21	0	0	0	1	36	43	25	20	2	16	32	8	.289
Brieske, B	6-3	3.45	13	13	1	1	0	62.2	49	28	24	5	15	76	2	.213
Chentouf, Y	3-1	0.66	9	0	0	0	0	13.2	7	2	1	0	5	15	1	.156
De La Cruz, I	1-0	2.00	3	0	0	0	0	9	4	2	2	1	2	9	0	.133
De La Cruz, S	1-3	5.23	29	4	0	0	0	53.1	36	34	31	7	32	65	13	.187
Fernander, C	1-1	3.86	11	2	0	0	0	18.2	16	9	8	1	8	18	1	.232
Garcia, R	0-0	2.35	12	0	0	0	5	15.1	8	7	4	1	5	21	1	.151
Hess, Z	2-5	3.62	43	0	0	0	13	49.2	38	26	20	6	34	66	5	.212
Hill, G	3-0	2.57	13	13	0	0	0	56	47	19	16	2	18	71	1	.223
Houston, Z	1-0	1.35	5	0	0	0	0	6.2	5	1	1	0	3	13	0	.217
Javier, X	0-1	10.03	19	0	0	0	0	23.1	39	27	26	4	20	17	4	.371
Kessler, S	0-0	3.12	16	0	0	0	0	17.1	8	7	6	0	23	21	5	.145
King, J	0-0	18.00	2	0	0	0	0	3	7	6	6	2	4	0	1	.467
Kirby, C	3-3	3.25	8	8	0	0	0	36	29	17	13	4	11	29	1	.213
Magno, A	0-0	3.00	4	0	0	0	0	6	5	2	2	0	4	10	1	.227
Mauloni, C	1-3	5.48	11	0	0	0	0	21.1	25	16	13	2	11	33	1	.294
Montero, K	4-8	5.28	15	15	0	0	0	61.1	84	42	36	6	19	59	3	.321
O'Loughlin, J	2-1	3.54	5	5	0	0	0	20.1	18	11	8	0	11	9	1	.250
Olson, R	5-4	4.30	14	14	0	0	0	69	58	34	33	5	35	79	0	.228
Olson, R	1-0	0.00	2	2	0	0	0	11	6	0	0	0	2	14	0	.154
Olson, R	6-4	3.71	16	16	0	0	0	80	64	34	33	5	37	93	0	.218
Petit, R	0-1	20.25	2	1	0	0	0	2.2	5	6	1	2	4	2	2	.385
Reyes, A	2-4	3.51	40	0	0	0	0	59	47	29	23	5	17	54	5	.210
Rodriguez, J	1-3	3.73	8	7	0	0	0	31.1	29	17	13	3	9	27	1	.242
Shepherd, Z	6-3	4.87	28	6	0	0	0	77.2	81	47	42	9	15	61	3	.264
Tassin, B	4-5	2.44	30	0	0	0	6	44.1	33	18	12	1	11	39	5	.210
Tobey, J	2-1	5.36	45	0	0	0	3	48.2	46	31	29	4	25	66	9	.250
White, B	3-9	4.17	26	18	0	0	0	101.1	103	55	47	9	27	107	1	.256
Wolf, A	4-5	4.20	16	16	0	0	0	79.1	76	39	37	9	25	74	1	.250
WHITECAPS	58-62	4.09	120	120	1	8	28	1024	944	546	465	92	399	1086	80	.242

2022 WHITECAPS

SEASON REVIEW

OPPONENTS

HISTORY

RECORDS

DETROIT TIGERS

MEDIA



Date - Transaction

- 5/1:** Whitecaps opening day roster set: Ps Beau Brieske, Yaya Chentouf, Sandel DeLaCruz, Chavez Fernander, Ruben Garcia, Zack Hess, Garrett Hill, Xavier Javier, Sam Kessler, Chance Kirby, Keider Montero, Franklin Perez, Angel Reyes, Jesus Rodriguez, Zac Shepherd, Hugh Smith, Jared Tobey, Brendan White; Cs Eliezer Alfonzo, Dillon Dingler, Chris Proctor; IFs Trei Cruz, Corey Joyce, Jack Kenley, Andre Lipcius, Rey Rivera, Spencer Torkelson; OFs Danny Cabrera, Parker Meadows, Bryant Packard and Kona Quiggle.
- 5/4:** Placed P Franklin Perez on injured list.
- 5/10:** Placed P Hugh Smith and IF Trei Cruz on injured list.
- 5/12:** Assigned C Chris Proctor to Toledo and IF Jack Kenley to Erie. Added IF Jose King from Lakeland. Removed P Franklin Perez from roster.
- 5/14:** Assigned OF Kona Quiggle to Erie. Added OF/IF Trevin Esquerra from Extended Spring Training.
- 5/17:** Added C Eduardo Valencia from Lakeland.
- 5/19:** Added P Franklin Perez to roster and placed on 60-day Injured List.
- 5/27:** Placed OF Parker Meadows on injured list. Added OF Eric De La Rosa from Lakeland.
- 5/31:** Assigned IF Andre Lipcius to Erie. Added IF Wenceel Perez from Lakeland and IF/OF Dane Myers from Erie.
- 6/1:** Assigned P Yaya Chentouf to Erie. Added P Bryce Tassin from Lakeland.
- 6/6:** Assigned IF Corey Joyce to Erie. Activated IF Trei Cruz from Injured List. Released OF Trevin Esquerra.
- 6/10:** Assigned P Ruben Garcia to Lakeland. Added P Austin Bergner from Lakeland. Placed P Garrett Hill and IF Dane Myers on injured list.
- 6/14:** Assigned IF Spencer Torkelson and C Dillon Dingler to Erie and C Eduardo Valencia to Lakeland. Added C Cole McLaren and IF Corey Joyce from Erie, and C Cooper Johnson from Lakeland.
- 6/15:** Assigned Ps Jesus Rodriguez and Chavez Fernander to Erie. Added P Adam Wolf from Lakeland.
- 6/18:** Assigned P Chance Kirby to Erie.
- 6/19:** Activated OF Parker Meadows from Injured List.
- 6/29:** Added IF Andrew Navigato and P Michael Beinlein from Lakeland. Assigned IF Corey Joyce and P Sam Kessler to Lakeland.
- 7/5:** Added IF Gage Workman from Lakeland. Assigned IF Trei Cruz to Lakeland.
- 7/7:** Added P Zac Houston from Erie.
- 7/8:** Assigned C Eliezer Alfonzo to Lakeland.
- 7/17:** Added IF Jimmy Kerr from Lakeland. Assigned IF Jose King to Lakeland.
- 7/19:** Added C Chris Proctor from Lakeland. Assigned C Cole McLaren to Erie.
- 7/27:** Assigned P Beau Brieske to Erie. Added C Gresuan Silverio from Lakeland.
- 7/29:** Assigned C Chris Proctor to Erie. Added C Cole McLaren from Erie.
- 7/30:** Added P Reese Olson via trade from Milwaukee.
- 8/3:** Added OF Ulrich Bojarski and IF Jose King from Lakeland. Placed OF Bryant Packard on Injured List.
- 8/7:** Placed P Keider Montero on Injured List. Added P Chris Mauloni from Lakeland. Assigned P Xavier Javier to Lakeland.
- 8/12:** Assigned OF Eric De La Rosa to Erie. Placed P Zac Houston on Injured List.
- 8/14:** Activated INF/OF Dane Myers and Assigned to Erie.
- 8/16:** Assigned P Reese Olson, C Cole McLaren and IF Andrew Navigato to Erie. Added P Jack O'Loughlin, IF Jake Holton and OF Austin Murr from Lakeland.
- 8/23:** Assigned P Garrett Hill to Erie. Added C Eliezer Alfonzo and IF Colt Keith from Lakeland, and P Chance Kirby and C Cole McLaren from Erie.
- 8/26:** Assigned C Gresuan Silverio to Lakeland.
- 8/30:** Assigned OF Daniel Cabrera to Erie.
- 9/8:** Added Ps Andrew Magno and Israel De La Cruz from Lakeland.
- 9/14:** Assigned P Zack Hess to Erie. Added P RJ Petit from Lakeland.
- 9/16:** Added OF Austin Schultz from Lakeland.



2021 PLAYOFF RESULTS

High-A Central League Playoff Results

East Division Semifinals

Not Played (COVID-19)

West Division Semifinals

Not Played (COVID-19)

East Division Championship

Not Played (COVID-19)

West Division Championship

Not Played (COVID-19)

High-A Central League Championship

(Quad Cities wins best-of-five series, 3-2)

Cedar Rapids 2, Quad Cities 1
 Quad Cities 6, Cedar Rapids 0
 Cedar Rapids 8, Quad Cities 4
 Quad Cities 2, Cedar Rapids 1
 Quad Cities 5, Cedar Rapids 0

2021 High-A Central League Champions — Quad Cities River Bandits (Kansas City Royals)

REHABS WITH THE WHITECAPS

The West Michigan Whitecaps have been an affiliate of the Detroit Tigers since the 1997 season. During that time, there have been 19 occasions in which a player has been assigned to the Whitecaps on a major league rehabilitation assignment from the Tigers. The dates and performances are listed below:

PLAYER	DATES	OPPONENT(S)	RESULTS	STATS	ATT.
Willie Blair, P	May 23, 1997	@Fort Wayne	L, 5-6 (13)	5IP, 0R, 1H, 7K	N/A
Robert Fick, C	August 20-22, 1999	Clinton	Lost 2 of 3G*	3-11, 2R, 2BB, SB	9,222*
Brian Moehler, P	May 13, 2000	South Bend	L, 5-2	L, 6.1IP, 3R, 5H	5,741
Dave Mlicki, P	August 27, 2000	Wisconsin	W, 5-0	W, 6IP, 0R, 1H, 6K	11,800
Brandon Inge, C	July 29-Aug. 1, 2001	Burlington	Won 3 of 4G*	3-16, 2B, 3R, 2RBI	5,706*
Kenny Rogers, P	June 15, 2007	Dayton	L, 0-10	L, 5IP, 1ER, 4K	10,537
Curtis Granderson, OF	April 18, 21-22, 2008	Burlington/Beloit	Won 2 of 3G*	4-11, 2-3B, RBI	5,567*
Magglio Ordonez, OF	July 14, 2008	+++Peoria	W, 10-2	1-4, R	10,592
Jeremy Bonderman, P	May 16, 2009	Great Lakes	W, 13-6	W, 7IP, 2R, 6H	10,023
Brandon Inge, 3B	August 3, 2010	Great Lakes	L, 6-7	2-5, 2-2B, RBI	6,075
Carlos Guillen, 2B	August 6-7, 2010	Great Lakes/@Dayton	Won 2 of 2G*	2-6, BB	8,510
Omar Infante, 2B	July 24-25, 2013	Fort Wayne	Won 1 of 2G*	2-5, HB	8,144*
Darin Downs, P	July 25, 2013	Fort Wayne	W, 4-3	IP, 0R, 0H, K	8,476
Luke Putkonen, P	May 7/Aug. 28-30, 2014	LC/@FW/GL	W 4-1/L 4-6/W1-0	3G, 2.2IP, 4R, 4H	5,780*
Ian Krol, P	July 14, 2014	@Fort Wayne	W 3-1	IP, 0R, 0H, K	9,182
Andy Dirks, OF	August 1-5, 2014	Fort Wayne	Lost 3 of 5G*	3-14, 2B, BB, K, SB	8,449*
Shane Greene, P	May 20, 2016	@Fort Wayne	W 3-1	3IP, 0R, 2H, BB, 5K	6,855
Anibal Sanchez, P	August 31, 2017	@South Bend	L 1-3	4IP, 5H, 3R, 2BB, 3K	4,257
Jordan Zimmermann, P	June 11, 2018	South Bend	L 3-6	5.1IP, 7H, 1R, 0BB, 6K	6,840

*For multi-game rehab stints, "results" indicate Whitecaps' record while player was w/team. "Attendance" indicates average attendance for home games.



Multi-Hit/Multi-RBI/Home Run Chart

Player	Multi-Hit Games					Multi-RBI Games					Home Run Breakdown				
	2H	3H	4H	5H	Tot.	2BI	3BI	4BI	5BI+	Tot.	1R	2R	3R	GS	Tot.
Eliezer Alfonzo	8	5	--	--	13	9	--	--	--	9	1	--	--	--	1
Ulrich Bojarski	2	--	--	--	2	--	1	--	--	1	1	--	--	--	1
Trei Cruz	2	--	--	--	2	1	--	--	--	1	--	--	--	--	--
Daniel Cabrera	16	5	1	--	22	9	4	1	1	15	3	3	2	1	9
Eric De La Rosa	15	3	1	--	19	4	2	--	--	6	2	1	--	--	3
Dillon Dingler	4	4	--	--	8	5	--	--	1	6	5	2	--	1	8
Jake Holton	5	2	--	--	7	4	1	1	--	6	1	2	--	--	3
Cooper Johnson	3	1	--	--	4	--	1	--	--	1	1	--	--	--	1
Corey Joyce	2	--	--	--	2	1	--	--	--	1	1	--	--	--	1
Colt Keith	2	--	--	--	2	1	--	--	--	1	--	1	--	--	1
Jimmy Kerr	6	--	--	--	6	6	1	--	--	7	1	2	--	--	3
Jose King	9	3	--	--	12	5	1	1	--	7	2	1	--	1	4
Andre Lipcius	2	3	--	--	5	2	--	--	--	2	3	--	--	--	3
Andrew Navigato	10	--	--	--	10	1	1	--	--	2	3	--	--	--	3
Parker Meadows	12	1	--	--	13	7	2	--	1	10	3	4	1	--	8
Austin Murr	7	2	--	--	9	1	--	--	--	1	--	1	--	--	1
Dane Myers	--	--	--	--	--	--	--	--	--	--	1	--	--	--	1
Bryant Packard	5	1	1	--	7	6	--	--	--	6	4	2	--	--	6
Wenceel Perez	18	1	--	--	19	7	1	--	--	8	3	--	--	--	3
Rey Rivera	9	1	2	--	12	4	3	1	1	9	11	7	3	--	21
Austin Schultz	1	--	--	--	1	1	--	--	--	1	--	--	--	--	0
Gresuan Silverio	2	--	--	--	2	1	--	--	--	1	--	--	--	--	--
Spencerorkelson	6	4	--	--	10	2	2	1	1	6	2	--	3	--	5
Eduardo Valencia	--	1	--	--	1	--	--	--	--	--	--	--	--	--	--
Gage Workman	16	1	--	--	17	7	2	1	--	10	4	3	2	--	9
TOTALS	158	37	5	--	200	82	22	6	5	111	53	27	11	3	95

Whitecaps Batting Leaders

Category	Player	Stat
Average	Wenceel Perez	.246
Games Played	Daniel Cabrera	99
At-Bats	Daniel Cabrera	380
Runs Scored	Daniel Cabrera	54
Hits	Daniel Cabrera	92
Extra-base Hits	Rey Rivera	36
Total Bases	Daniel Cabrera	150
Doubles	Gage Workman	21
Triples	D. Cabrera/E. De La Rosa/W. Perez	6
Home Runs	Rey Rivera	21
Runs Batted In	Daniel Cabrera	64
Sacrifice Flies	Daniel Cabrera/Rey Rivera	6
Sacrifice Hits	Parker Meadows/Wenceel Perez	5
Hit By Pitch	Bryant Packard	9
Walks	Parker Meadows	37
Intentional Walks	Multiple Players	1
Strikeouts	Rey Rivera	135
Stolen Bases	Eric De La Rosa	22
Caught Stealing	Parker Meadows	8
Ground Into DP	Daniel Cabrera	8
Slugging Pct.	Ulrich Bojarski	.449
On-Base Pct.	Wenceel Perez	.313
Errors	Wenceel Perez	20

Whitecaps Pitching Leaders

Category	Player	Stat
Wins	Beau Brieske/Zach Shepherd	6
Losses	Brendan White	9
Earned Run Average	Brendan White	4.17
Games	Jared Tobey	45
Games Started	Brendan White	18
Complete Games	Beau Brieske	1
Shutouts	Beau Brieske	1
Games Finished	Zack Hess	31
Saves	Zack Hess	13
Innings Pitched	Brendan White	101.1
Hits	Brendan White	103
Runs	Brendan White	55
Earned Runs	Brendan White	47
Home Runs Allowed	White/Shepherd/A. Wolf	12
Hit Batters	Brendan White	14
Walks	Zack Hess	34
Strikeouts	Brendan White	107
Wild Pitches	Sandel De La Cruz	13
Balks	White/Jesus Rodriguez	2
Opponents Average*	Brendan White	.256
BB Per Nine Innings*	Brendan White	2.4
K Per Nine Innings*	Brendan White	9.5

BOLD indicates led or tied for lead in High-A Central

ITALICS indicates established or tied franchise record

*Minimum 324 Plate Appearances or 96 Innings Pitched to qualify in 2021 (2.7 PA/Game, .8 IP/Game)



2021 FIRST HALF DAY-BY-DAY

2022 WHITECAPS

SEASON REVIEW

OPPONENTS

HISTORY

RECORDS

DETROIT TIGERS

MEDIA

Date	Opp	H/R	Result	Winner-Loser-Save	Att.	Pos.	Rec	GB
5/4	fw	R	L 0-8	Minjarez- Montero	2,056	T2	0-1	1.0
5/5	fw	R	L 2-4	Bencomo- Fernander -Loewen	1,369	T3	0-2	2.0
5/6	fw	R	W 6-3	Reyes -Keating- Garcia	1,667	T2	1-2	1.0
5/7	fw	R	L 3-10	Komar- Brieske	1,711	T3	1-3	2.0
5/8	fw	R	W 16-6	Chentouf -Minjarez	2,149	T3	2-3	2.0
5/11	GL	H	L 1-9	Ortiz- Montero -Little	2,000	5	2-4	2.5
5/12	GL	H	W 9-8	Chentouf -Copper	1,060	T4	3-4	1.5
5/13	GL	H	L 1-4	Drury- Kirby	2,000	T4	3-5	2.5
5/14	GL	H	L 2-3 (11)	Jimenez- Chentouf	2,000	T5	3-6	3.5
5/15	GL	H	W 2-1	Fernander -Fink	2,000	T4	4-6	3.5
5/16	GL	H	L 4-7	Ortiz- Montero	2,000	T5	4-7	4.5
5/18	wis	R	W 8-4	Hill -Jarvis	1,230	T4	5-7	3.5
5/19	wis	R	W 6-4	Shepherd -Olson- Hess	593	T3	6-7	4.0
5/20	wis	R	W 4-1	Brieske -Mort- Garcia	919	3	7-7	2.5
5/22a	wis	R	L 8-9	Floyd- Rodriguez -Walters	1,906	T5	7-8	2.5
5/22b	wis	R	L 7-8	Chirino- Hess	-	T5	7-9	2.5
5/23	wis	R	W 4-0	Shepherd -Jarvis	1,648	4	8-9	2.5
5/25	LC	H	W 4-3	Kirby -Gaddis- Garcia	1,384	4	9-9	1.5
5/26	LC	H	W 1-0 (10)	Chentouf -Rhol	1,366	3	10-9	0.5
5/27	LC	H	W 6-2	Rodriguez -Burgos- Garcia	2,500	2	11-9	0.5
5/28	LC	H	W 2-1	Montero -Burns- Hess	1,759	T1	12-9	-
5/29	LC	H	W 17-5	White -Herrin	2,500	1	13-9	-
5/30	LC	H	W 7-1	Kirby -Hickman	2,500	1	14-9	-
6/1	gl	R	W 7-5	Shepherd -Martinez- Garcia	1,297	1	15-9	-
6/2	gl	R	L 4-5	Vargas- Rodriguez -Gibbens	1,297	1	15-10	-
6/3	gl	R	W 12-1	Montero -Drury	1,714	1	16-10	-
6/4	gl	R	L 4-9	Belge- Reyes	2,387	1	16-11	-
6/5	gl	R	L 0-11	Martinez- Kirby	3,896	1	16-12	-
6/6	gl	R	L 4-8	Percival- Brieske	1,659	1	16-13	-
6/8	LAN	H	L 0-2	Basso- Tassin	2,461	2	16-14	.5
6/9	LAN	H	L 1-8	Shuman- Montero	2,699	3	16-15	1.5
6/10	LAN	H	W 10-0	Shepherd -Guasch	5,011	2	17-15	1.5
6/11	LAN	H	W 9-4	Kirby -Hall	4,175	2	18-15	1.5
6/12	LAN	H	W 9-0	Brieske -Peluse	5,249	2	19-15	.5
6/13	LAN	H	L 2-6	Sawyer- Rodriguez	3,370	2	19-16	.5
6/15	lc	R	L 2-3	Wisely- Hess	1,642	2	19-17	1.5
6/16	lc	R	L 2-4	Ocker- Javier -Kelly	1,435	3	19-18	2.5
6/17	lc	R	L 3-6	Janczak- Tassin -Enright	1,642	3	19-19	3.5
6/18	lc	R	L 4-9	Coulter- Shepherd -Wisely	1,111	4	19-20	4.5
6/19	lc	R	W 9-2 (7)	Brieske -Mock	2,305	3	20-20	3.5
6/20	lc	R	L 0-3	Hickman- Montero -Ocker	769	4	20-21	4.5
6/22	DAY	H	L 0-2	Davis- White -Ghyzel	3,090	T4	20-22	4.5
6/23	DAY	H	L 1-4	Garcia- Wolf -Roxby	3,090	5	20-23	5.5
6/25a	DAY	H	W 2-1	Brieske -Spiers- Tobey	3,303	5	21-23	4.5
6/25b	DAY	H	w 12-10 (8)	Tassin -Roxby	-	4	22-23	3.5
6/27	DAY	H	L 3-5	Garcia- Hess	-	4	22-24	5.0
6/30	peo	R	W 9-4	Bergner -Lunn	1,069	4	23-24	4.0
7/1a	peo	R	W 4-2	White -YaSenka- Tassin	-	4	24-24	4.0
7/1b	peo	R	W 3-2	Wolf -Lardner- Hess	1,381	4	25-24	3.5
7/2	peo	R	L 4-7	Solano- Tobey -Thompson	1,178	4	25-25	4.5
7/3	peo	R	L 1-8	Trogrlic-Iverson- Montero	2,746	4	25-26	4.5
7/4	peo	R	L 1-4	Schwendel- Tassin -Pacheco	4,069	4	25-27	4.5
7/6	day	R	L 1-2	Pucheu- De La Cruz -Duarte	7,129	4	25-28	5.5
7/7	day	R	L 5-6	Gill- White -Karcher	5,548	5	25-29	6.5
7/8	day	R	L 8-10	Roxby- Tassin -Ghyzel	5,638	5	25-30	6.5
7/9	day	R	L 3-7	Salazar- Brieske	7,129	5	25-31	7.5
7/10	day	R	W 4-1	Montero -Davis- Hess	7,111	5	26-31	6.5
7/11	day	R	W 13-4	Shepherd -Pucheu	5,655	5	27-31	5.5

2021 SECOND HALF DAY-BY-DAY



Date	Opp	H/R	Result	Winner-Loser-Save	Att.	Pos.	Rec	GB
7/13	FW	H	L 2-6	Williams- Tassin	2,733	5	27-32	6.0
7/14	FW	H	L 1-2	Waldron- Hess -Perez	3,611	6	27-33	7.0
7/15a	FW	H	W 5-0	Brieske -Mosser	4,938	5	28-33	6.0
7/15b	FW	H	W 4-0	Bienlien -Keating	-	5	29-33	5.5
7/16	FW	H	W 4-1	Montero -Denz- Tobey	5,221	4	30-33	5.0
7/17	FW	H	L 1-3	Lugo- Shepherd -Sung	6,433	5	30-34	6.0
7/18	FW	H	L 2-9	Sabrowski- White	2,765	5	30-35	7.0
7/20	LAN	H	L 3-8	Shuman- Wolf	4,468	5	30-36	8.0
7/21	LAN	H	W 5-1	Brieske -Tomioka	3,580	5	31-36	7.0
7/22	LAN	H	L 2-5	Cushing- Montero -Sawyer	6,345	5	31-37	7.0
7/23	LAN	H	W 6-5	Houston -Pineda- Hess	5,094	5	32-37	6.0
7/24	LAN	H	L 3-5	Peluse- White -Whittlesey	4,904	6	32-38	7.0
7/25	LAN	H	W 3-0	Wolf -Leal- Hess	4,225	6	33-38	6.0
7/27	@gl	R	W 6-3	Bienlien -Gamboa- Hess	2,602	4	34-38	5.5
7/28	@gl	R	L 9-16	Martinez- Montero	2,477	5	34-39	6.5
7/29	@gl	R	W 8-2	Hill -De La Paz	2,798	4	35-39	6.0
7/30	@gl	R	L 4-5	Knack- White -Little	2,938	6	35-40	6.5
7/31	@gl	R	W 7-4	Wolf -Vargas- Hess	4,222	5	36-40	5.5
8/1	@gl	R	L 1-5	Gamboa- De La Cruz	2,922	5	36-41	6.5
8/3	DAY	H	W 4-3	Hill -Salazar- Hess	3,894	5	37-41	6.0
8/4	DAY	H	W 4-1	White -Keys- Tassin	5,775	4	38-41	6.0
8/5	DAY	H	L 0-8	Pucheu- Wolf	6,069	4	38-42	7.0
8/6a	DAY	H	W 4-3 (10)	Tobey -Garcia	5,665	4	39-42	6.0
8/6b	DAY	H	L 5-7	Fisher- Reyes	-	T4	39-43	6.0
8/7	DAY	H	W 6-4	Tobey -Hellinger- Tassin	6,750	T4	40-43	5.0
8/8	DAY	H	L 5-4 (10)	Karcher- Reyes -Ghyzel	5,311	5	40-44	5.0
8/10	lc	R	W 11-5	Tassin -Kelly	1,449	4	41-44	4.5
8/12	lc	R	L 3-5	Draper- Wolf -Ramirez	1,669	4	41-45	5.5
8/13a	lc	R	L 4-5	Kelly- Hess	-	4	41-46	6.5
8/14a	lc	R	W 2-0	Olson -Espino- Tassin	3,511	4	42-46	6.0
8/14b	lc	R	L 3-4	Ramirez- Reyes	-	T4	42-47	6.5
8/15	lc	R	L 3-4	Kelly- Mauloni	2,590	6	42-48	6.0
8/17	FW	H	W 5-3	Tassin -Bencomo- Hess	4,676	T4	43-48	5.5
8/18	FW	H	W 18-6	Bergner -Guarate	4,424	4	44-48	5.0
8/19	FW	H	W 4-3	Mauloni -Boyd- Hess	7,103	4	45-48	5.0
8/20	FW	H	L 1-11	Lehmann- O'Loughlin	4,927	5	45-49	6.0
8/21	FW	H	L 1-2	Morales- White -Sung	6,569	T4	45-50	6.0
8/22	FW	H	L 0-2	Boyd- Wolf -Kopps	4,868	T4	45-51	6.0
8/25a	lan	R	L 1-2	Whittlesey- Mauloni	-	6	45-52	7.0
8/25b	lan	R	W 9-2	Bienlien -Tomioka	2,312	T5	46-52	7.0
8/26	lan	R	L 0-1	Berrios- Kirby -Whittlesey	5,624	6	46-53	7.0
8/27	lan	R	W 11-6	Hess -Mora	5,177	T5	47-53	7.0
8/28	lan	R	L 6-7	Pineda- Bienlien -Hall	5,459	6	47-54	8.0
8/29	lan	R	W 5-4 (10)	Hess -Whittlesey- Tobey	2,853	T5	48-54	7.0
8/31	PEO	H	W 4-1	Bergner -Kealey- Tassin	3,577	T4	49-54	7.0
9/1	PEO	H	W 8-2	Shepherd -Lardner	2,973	4	50-54	6.0
9/2	PEO	H	W 6-5 (10)	Tassin -Trogrlic-Iverson	5,270	4	51-54	6.0
9/3	PEO	H	L 1-6	Pereira- White	3,396	T4	51-55	6.0
9/4	PEO	H	W 7-6	Reyes -Schmid- Tassin	4,231	4	52-55	6.0
9/5	PEO	H	W 4-2	De La Cruz -Gragg- Hess	4,625	4	53-55	6.0
9/7	GL	H	L 7-18	Malisheski- Shepherd	1,813	4	53-56	7.0
9/8	GL	H	W 5-1	O'Loughlin -Choi	3,420	4	54-56	6.0
9/9	GL	H	W 10-5	Bergner -Boyer	4,806	5	55-56	5.0
9/10	GL	H	L 4-6	Vargas- White	4,745	4	55-57	6.0
9/11	GL	H	W 6-4	Wolf -Duran- Hess	4,890	4	56-57	5.0
9/12	GL	H	L 7-10	Fink- De La Cruz	4,942	4	56-58	6.0
9/15a	lan	R	W 7-2	O'Loughlin -Birlingmair	-	4	57-58	6.0
9/15b	lan	R	L 2-6	Whittlesey- Petit -Hall	3,108	4	57-59	6.0
9/16	lan	R	L 1-8	Leal- White	6,855	4	57-60	7.0
9/17	lan	R	L 4-6	Withers- Mauloni -Pineda	4,526	T4	57-61	7.0
9/18	lan	R	L 3-5	Virbitsky- Bienlien -Hall	6,434	5	57-62	8.0
9/19	lan	R	W 19-4	De La Cruz -Berrios	4,025	T4	58-62	7.0

2022 WHITESAPS

SEASON REVIEW

OPPONENTS

HISTORY

RECORDS

DETROIT TIGERS

MEDIA



2021 SINGLE-GAME HIGHS

2022 WHITECAPS

SEASON REVIEW

OPPONENTS

HISTORY

RECORDS

DETROIT TIGERS

MEDIA

Whitecaps

Largest Margin of Victory	15, 9/19 @ LAN
Largest Margin of Defeat	11, twice (last: 9/7 vs. GL)
Longest Game by Innings	12, 8/15 @ lc
Longest Game by Time	4:12, 7/8 @ day
Longest Road Game by Time, 9 Innings	4:12, 7/8 @ day
Longest Home Game by Time, 9 Innings	4:04, 7/20 vs. LAN
Shortest Game by Time	1:56, 7/1b @ peo
Shortest Game by Time, 9 Innings	2:28, 6/2 @ gl
Most At-Bats, 9-Inning Game	44, twice (last: 9/19 @ lan)
Most At-Bats, Extra Inning Game	39, 8/15 @ lc
Most Runs, Game	19, 9/19 @ lan
Most Runs, Inning	7, thrice (last: 8/19 vs. FW)
Most Hits, Game	17, thrice (last: 9/19 @ lan)
Most Hits, Inning	8, twice (8/28 @ lan), 9th inning
Most Doubles, Game	7, 9/19 @ lan
Most Triples, Game	2, thrice (last: 9/19 @ lan)
Most Home Runs, Home Game	2, twice (last: 9/4 vs. PEO, Meadows & Holton)
Most Home Runs, Road Game	4, 9/19 @ lan
Most Home Runs, Inning	2, multiple times
Most Extra-Base Hits, Game	14, 9/19 @ lan
Most RBI, Game	18, 9/19 @ lan
Most Stolen Bases, Game	6, 7/26 vs. LAN
Most Left on Base, Game	15, 6/30 @ peo
Most Strikeouts, Game (WM Pitchers)	16, thrice (last: 8/15 @ lc)
Most Strikeouts, 9-Inning Game (WM Pitchers)	19, 9/9 vs. GL
Most Strikeouts, Game (WM Batters)	19, 9/9 vs. GL
Most Walks, Game (WM Pitchers)	11, 5/4 @ fw
Most Walks, Game (WM Batters)	11, 5/20 @ wis
Most Double Plays, Game (WM Defense)	3, multiple times
Most Hit By Pitches, Game (WM Batters)	2, multiple times
Most Intentional Walks, Game (WM Batters)	1, multiple times
Most Consecutive Games with a HR	7, 5/16-5/23

Individual Batting

Longest Hitting Streak	16, Austin Murr, 8/22-9/9
Most Consecutive Hits	6, twice (last: Spencer Torkelson, 6/10-6/12)
Most Runs, Game	4, twice (Jake Holton & Eliezer Alfonzo, 9/19 @ lan)
Most Hits, Game	4, four times (last: Daniel Cabrera, 8/28 @ lan)
Most Walks, Game	3, multiple players
Most Total Bases, Game	10, Eric De La Rosa, 6/25b vs. DAY
Most Doubles, Game	3, twice (last: Cooper Johnson, 7/31 @ gl)
Most Triples, Game	1, multiple players
Most Home Runs, Game	2, thrice (last: Rey Rivera, 9/1 vs. PEO)
Most Extra-Base Hits, Game	3, five times (last: Parker Meadows, 9/19 @ lan)
Most RBIs, Game	6, twice (last: Daniel Cabrera, 8/28 @ lan)
Most Stolen Bases, Game	3, Andre Lipcius, 5/19 @ wis
Most Strikeouts, Game	4, multiple players

Club Pitching

Most Strikeouts, Game	19, 9/9 vs. GL
Most Strikeouts, 9-Inning Game	19, 9/9 vs. GL
Most Walks Allowed, Game	11, 5/4 @ fw
Most Hit Batsmen, Game	5, 5/12 vs. GL
Shutouts Thrown	8, (last: 8/14a @ lc)

Bold indicates franchise record; *Italic* indicates tied franchise record;

2021 SINGLE-GAME HIGHS



Individual Pitching

Most Innings, Game, Starter	7, twice (last: Garrett Hill, 8/8 vs. DAY)
Shortest Outing, Game, Starter	0.1, Jack O'Loughlin, 8/20 vs. FW
Most Innings Pitched, Reliever	4.2, Zac Shepherd, 8/20 vs. FW
Most Runs Allowed, Game	6, multiple players
Most Earned Runs Allowed, Game	6, multiple players
Most Hits Allowed, Game	10, Brendan White, 7/24 vs. LAN
Most Walks, Game	4, multiple players
Most Strikeouts, Game	10, Reese Olson, 8/15 @ lc
Most HR Allowed, Game	2, multiple pitchers
Consecutive Scoreless Innings, Starter	16.2, Brendan White, 6/4-6/22
Consecutive Scoreless Innings, Reliever	15, Angel Reyes, 8/18-9/9

Team Miscellaneous

Best Mark	6 games over .500, twice (last: 16-10 after 6/3 game)
Worst Mark	7 games under .500, thrice (47-54 after 8/28 game)
Longest Winning Streak	8, (5/23-6/1)
Longest Losing Streak	7, (7/2-7/9)
Comeback Wins	23
Losses when Led	25
Wins in Last At-Bat	5
Opponents Wins in Last At-Bat	6
Starters Record	33-35
Relievers Record	25-27
Record at Home	34-27
Record on Road	24-35
Record vs. MWL-East	46-56
Record vs. MWL-West	12-6
Day Games	7-12
Night Games (after 5pm)	51-50
When Scoring 1st	38-22
Out-hitting opponent	38-9
Scoring 4 or more	51-19
Scoring 3 or less	7-43
vs. Left-Handed starter	11-14
vs. Right-Handed starter	48-48
One-run games	13-17
Two-run games	9-12
Extra Innings	5-3
Doubleheaders	10-7
Lead after 7	43-7
Tied after 7	2-3
Trail after 7	2-48
Lead after 8	45-2
Tied after 8	2-4
Trail after 8	0-51
1st Game of Series	10-10
1st Game of Homestand	4-4
1st Game of Roadtrip	6-3
Last Game of Series	8-12
Last Game of Homestand	2-6
Last Game of Roadtrip	4-3
April	0-0
May	14-9
June	9-15
July	13-16
August	13-13
September	9-8
Sundays	6-12
Mondays	0-0
Tuesdays	8-9
Wednesdays	11-9
Thursdays	13-8
Fridays	7-13
Saturdays	11-9

Attendance

Largest Home Crowd	7,103, (8/19 vs. Fort Wayne)
--------------------------	------------------------------

Bold indicates franchise record; *Italic* indicates tied franchise record

2022 WHITESAPS

SEASON REVIEW

OPPONENTS

HISTORY

RECORDS

DETROIT TIGERS

MEDIA



2021 HOME STATISTICS

2022 WHITECAPS

SEASON REVIEW

OPPONENTS

HISTORY

RECORDS

DETROIT TIGERS

MEDIA

BATTER	AVG.	G	AB	R	H	TB	2B	3B	HR	RBI	BB	SO	SB	CS	SLG	OPS
Alfonzo, E	.289	27	90	7	26	30	4	0	0	16	8	11	0	2	.333	.673
Bojarski, U	.175	19	40	3	7	12	3	1	0	4	3	20	0	1	.300	.527
Cabrera, D	.211	48	180	20	38	57	7	3	2	25	19	41	1	3	.317	.599
Cruz, T	.273	11	33	5	9	14	3	1	0	4	11	8	0	1	.424	.879
De La Rosa, E	.330	30	109	18	36	56	9	4	1	17	6	33	9	5	.514	.897
Dingler, D	.267	16	60	10	16	30	2	0	4	11	6	12	0	0	.500	.838
Esquerra, T	.111	6	18	4	2	2	0	0	0	0	4	8	0	0	.111	.415
Holton, J	.302	18	63	13	19	27	2	0	2	13	11	16	0	1	.429	.867
Johnson, C	.179	29	78	10	14	22	8	0	0	6	18	24	0	0	.282	.629
Joyce, C	.143	12	35	4	5	5	0	0	0	1	10	11	2	0	.143	.491
Keith, C	.146	11	41	5	6	6	0	0	0	3	7	16	0	0	.146	.417
Kerr, J	.204	17	49	8	10	19	3	0	2	11	12	20	1	1	.388	.743
King, J	.179	35	112	13	20	30	7	0	1	12	6	43	1	1	.268	.499
Lipcius, A	.238	12	42	8	10	17	2	1	1	6	8	7	0	1	.405	.745
MacLaren, C	.250	6	12	3	3	3	0	0	0	2	2	4	0	0	.250	.607
Meadows, P	.208	46	173	19	36	51	7	1	2	16	15	48	4	3	.295	.575
Murr, A	.313	18	67	13	21	24	3	0	0	6	7	15	1	0	.358	.740
Navigato, A	.224	19	58	9	13	17	2	1	0	3	10	16	2	0	.293	.636
Packard, B	.170	25	88	12	15	22	4	0	1	10	6	25	3	0	.250	.507
Perez, W	.228	45	158	23	36	51	6	3	1	14	12	28	5	0	.323	.612
Proctor, C	.000	3	7	2	0	0	0	0	0	0	5	5	0	0	.000	.417
Quiggle, K	.000	2	5	1	0	0	0	0	0	0	2	2	0	0	.000	.286
Rivera, R	.207	46	150	22	31	55	6	0	6	23	20	55	0	1	.367	.682
Silverio, G	.200	6	10	2	2	2	0	0	0	0	3	4	0	0	.200	.585
Torkelson, S	.333	14	51	10	17	33	5	1	3	16	12	12	0	1	.647	1.093
Valencia, E	.500	2	2	0	1	1	0	0	0	0	0	0	0	0	.500	1.000
Workman, G	.230	37	139	22	32	56	12	0	4	17	14	51	4	4	.403	.702
WHITECAPS	.227	60	1870	266	425	642	95	16	30	236	237	535	33	25	.343	.664

PITCHER	W-L	ERA	G	GS	CG	SHO	SV	IP	H	R	ER	HR	HBP	BB	SO	AVG.
Bergner, A	3-0	2.08	7	4	0	0	0	30.1	22	10	7	4	13	39	2	.196
Bienlien, M	1-0	6.35	10	0	0	0	0	17	22	13	12	0	6	16	3	.310
Brieske, B	3-0	0.95	5	5	0	0	0	28.1	18	3	3	1	5	32	2	.184
Chentouf, Y	2-1	0.00	4	0	0	0	0	5	4	1	0	0	2	7	1	.200
De La Cruz, I	0-0	4.50	1	0	0	0	0	2	1	1	1	1	0	2	0	.143
De La Cruz, S	1-1	4.13	16	3	0	0	0	28.1	16	16	13	3	19	32	4	.160
Fernander, C	1-0	4.50	5	1	0	0	0	8	7	4	4	0	6	6	0	.250
Garcia, R	0-0	3.00	5	0	0	0	2	6	5	5	2	0	2	12	0	.217
Hess, Z	0-2	2.51	23	0	0	0	8	28.2	17	12	8	0	22	28	2	.179
Hill, G	1-0	1.97	6	6	0	0	0	32	24	9	7	1	6	33	0	.200
Houston, Z	1-0	0.00	2	0	0	0	0	3	1	0	0	0	0	4	0	.111
Javier, X	0-0	6.75	8	0	0	0	0	10.2	11	9	8	1	11	7	1	.275
Kessler, S	0-0	3.38	9	0	0	0	0	10.2	5	5	4	0	12	13	5	.147
King, J	0-0	18.00	2	0	0	0	0	3	7	6	6	2	4	0	1	.467
Kirby, C	3-1	2.70	4	4	0	0	0	20	14	10	6	1	6	12	0	.187
Magno, A	0-0	3.86	2	0	0	0	0	2.1	2	1	1	0	2	4	1	.222
Mauloni, C	1-0	4.61	6	0	0	0	0	13.2	15	9	7	1	6	21	1	.278
Montero, K	2-4	4.55	7	7	0	0	0	27.2	44	18	14	1	7	29	1	.355
O'Loughlin, J	1-1	4.35	3	3	0	0	0	10.1	7	7	5	0	7	8	1	.189
Olson, R	4-1	3.00	9	9	0	0	0	45	34	15	15	3	19	47	0	.209
Reyes, A	1-2	4.41	23	0	0	0	0	34.2	28	21	17	4	11	31	4	.215
Rodriguez, J	1-1	1.89	4	4	0	0	0	19	14	5	4	1	7	15	0	.209
Shepherd, Z	2-2	4.68	13	4	0	0	0	42.1	45	25	22	4	4	29	2	.266
Tassin, B	3-2	2.36	17	0	0	0	4	26.2	20	10	7	1	6	21	5	.211
Tobey, J	2-0	3.46	23	0	0	0	2	26	22	11	10	2	12	31	3	.232
White, B	2-6	3.44	13	9	0	0	0	52.1	51	25	20	4	12	57	0	.243
Wolf, A	2-4	3.60	9	9	0	0	0	45	39	19	18	4	14	46	1	.229
WHITECAPS	33-27	3.44	60	60	0	5	16	539	463	255	206	36	203	539	40	.228

2021 ROAD STATISTICS



BATTER	AVG.	G	AB	R	H	TB	2B	3B	HR	RBI	BB	SO	SB	CS	SLG	OPS
Alfonzo, E	.260	32	123	14	32	42	7	0	1	10	8	13	1	0	.341	.644
Bojarski, U	.138	10	29	1	4	9	0	1	1	4	2	16	0	0	.310	.498
Cabrera, D	.270	51	200	34	54	93	12	3	7	39	15	54	6	1	.465	.782
Cruz, T	.082	15	49	5	4	6	2	0	0	2	11	27	1	0	.122	.368
De La Rosa, E	.253	29	99	19	25	40	5	2	2	10	13	39	13	1	.404	.766
Dingler, D	.306	16	62	15	19	37	4	1	4	13	7	24	0	0	.597	1.008
Esquerria, T	.000	2	7	0	0	0	0	0	0	0	0	3	0	0	.000	.000
Holton, J	.317	12	41	8	13	24	6	1	1	7	5	8	0	1	.585	1.002
Johnson, C	.174	28	86	10	15	24	6	0	1	8	14	29	0	1	.279	.563
Joyce, C	.212	16	52	7	11	17	3	0	1	4	5	16	3	0	.327	.632
Keith, C	.185	7	27	2	5	11	1	1	1	3	1	11	0	0	.407	.621
Kenley, J	.250	2	4	2	1	1	0	0	0	0	1	0	0	0	.250	.650
Kerr, J	.231	17	52	8	12	20	3	1	1	7	3	21	0	1	.385	.658
King, J	.263	34	114	18	30	46	5	1	3	17	9	42	3	1	.404	.719
Lipcius, A	.317	10	41	6	13	23	2	1	2	7	4	9	3	0	.561	.939
MacLaren, C	.136	8	22	1	3	5	2	0	0	1	1	4	0	0	.227	.401
Meadows, P	.209	48	182	31	38	66	8	1	6	28	22	51	5	5	.363	.663
Murr, A	.435	7	23	4	10	14	1	0	1	2	3	5	1	0	.609	1.109
Myers, D	.333	4	12	3	4	8	1	0	1	1	3	1	0	0	.667	1.134
Navigato, A	.244	25	86	14	21	34	4	0	3	11	13	22	3	4	.395	.748
Packard, B	.264	29	110	18	29	51	7	0	5	12	11	28	2	3	.464	.816
Perez, W	.262	45	172	28	45	64	7	3	2	17	19	36	8	1	.372	.707
Proctor, C	.250	2	8	1	2	4	2	0	0	0	0	3	0	0	.500	.750
Quiggle, K	.000	1	4	0	0	0	0	0	0	0	0	3	0	0	.000	.000
Rivera, R	.208	49	173	23	36	90	9	0	15	37	13	80	0	0	.520	.787
Schultz, A	.278	4	18	1	5	9	0	2	0	3	0	5	0	0	.500	.816
Silverio, G	.222	3	9	1	2	3	1	0	0	2	0	4	0	0	.333	.555
Torkelson, S	.293	17	58	11	17	29	6	0	2	12	12	16	3	1	.500	.934
Valencia, E	1.000	2	3	0	3	4	1	0	0	1	0	0	0	0	1.333	2.333
Workman, G	.246	30	118	20	29	57	9	2	5	22	9	46	5	1	.483	.788
WHITECAPS	.243	60	1984	305	482	831	114	20	65	280	204	616	57	21	.419	.739

PITCHER	W-L	ERA	G	GS	CG	SHO	SV	IP	H	R	ER	HR	HBP	BB	SO	AVG.
Bergner, A	1-0	3.77	10	6	0	0	0	28.2	28	13	12	4	12	37	2	.252
Bienlien, M	2-2	3.79	11	0	0	0	1	19	21	12	8	2	10	16	5	.269
Brieske, B	3-3	5.50	8	8	1	1	0	34.1	31	25	21	4	10	44	0	.235
Chentouf, Y	1-0	1.04	5	0	0	0	0	8.2	3	1	1	0	3	8	0	.120
De La Cruz, I	1-0	1.29	2	0	0	0	0	7	3	1	1	0	2	7	0	.130
De La Cruz, S	0-2	6.48	13	1	0	0	0	25	20	18	18	4	13	33	9	.215
Fernander, C	0-1	3.38	6	1	0	0	0	10.2	9	5	4	1	2	12	1	.220
Garcia, R	0-0	1.93	7	0	0	0	3	9.1	3	2	2	1	3	9	1	.100
Hess, Z	2-3	5.14	20	0	0	0	5	21	21	14	12	6	12	38	3	.250
Hill, G	2-0	3.38	7	7	0	0	0	24	23	10	9	1	12	38	1	.253
Houston, Z	0-0	2.45	3	0	0	0	0	3.2	4	1	1	0	3	9	0	.286
Javier, X	0-1	12.79	11	0	0	0	0	12.2	28	18	18	3	9	10	3	.431
Kessler, S	0-0	2.70	7	0	0	0	0	6.2	3	2	2	0	11	8	0	.143
Kirby, C	0-2	3.94	4	4	0	0	0	16	15	7	7	3	5	17	1	.246
Magno, A	0-0	2.45	2	0	0	0	0	3.2	3	1	1	0	2	6	0	.231
Mauloni, C	0-3	7.04	5	0	0	0	0	7.2	10	7	6	1	5	12	0	.323
Montero, K	2-4	5.88	8	8	0	0	0	33.2	40	24	22	5	12	30	2	.290
O'Loughlin, J	1-0	2.70	2	2	0	0	0	10	11	4	3	0	4	1	0	.314
Olson, R	2-3	4.63	7	7	0	0	0	35	30	19	18	2	18	46	0	.231
Petit, R	0-1	20.25	2	1	0	0	0	2.2	5	6	6	1	2	4	2	.385
Reyes, A	1-2	2.22	17	0	0	0	0	24.1	19	8	6	1	6	23	1	.202
Rodriguez, J	0-2	6.57	4	3	0	0	0	12.1	15	12	9	2	2	12	1	.283
Shepherd, Z	4-1	5.09	15	2	0	0	0	35.1	36	22	20	5	11	32	1	.261
Tassin, B	1-3	2.55	13	0	0	0	2	17.2	13	8	5	0	5	18	0	.210
Tobey, J	0-1	7.54	22	0	0	0	1	22.2	24	20	19	2	13	35	6	.270
White, B	1-3	4.96	13	9	0	0	0	49	52	30	27	5	15	50	1	.269
Wolf, A	2-1	4.98	7	7	0	0	0	34.1	37	20	19	5	11	28	0	.276
WHITECAPS	25-35	4.81	60	60	1	3	12	485	481	291	259	56	196	547	40	.256

2022 WHITECAPS

SEASON REVIEW

OPPONENTS

HISTORY

RECORDS

DETROIT TIGERS

MEDIA



2021 VS. RIGHT-HANDERS

2022 WHITCAPS

SEASON REVIEW

OPPONENTS

HISTORY

RECORDS

DETROIT TIGERS

MEDIA

BATTER	AVG	G	AB	H	TB	2B	3B	HR	RBI	BB	SO	OBP	SLG	OPS
Alfonzo, E	.280	59	161	45	55	7	0	1	17	11	19	.320	.342	.662
Bojarski, U	.191	19	47	9	17	1	2	1	5	3	25	.231	.362	.593
Cabrera, D	.239	96	280	67	114	13	5	8	54	26	72	.299	.407	.706
Cruz, T	.147	26	68	10	15	3	1	0	5	19	28	.330	.221	.551
De La Rosa, E	.300	57	160	48	77	13	5	2	17	14	57	.383	.481	.864
Dingler, D	.316	32	95	30	58	5	1	7	22	10	28	.409	.611	1.020
Esquerra, T	.000	7	15	0	0	0	0	0	0	3	5	.167	.000	.167
Holton, J	.303	30	76	23	41	7	1	3	16	11	16	.432	.539	.971
Johnson, C	.169	54	130	22	34	12	0	0	10	21	42	.283	.262	.545
Joyce, C	.159	27	63	10	11	1	0	0	2	9	20	.293	.175	.468
Keith, C	.154	18	52	8	14	1	1	1	6	6	19	.241	.269	.510
Kenley, J	.250	2	4	1	1	0	0	0	0	1	0	.400	.250	.650
Kerr, J	.227	33	75	17	30	4	0	3	15	14	31	.344	.400	.744
King, J	.238	67	172	41	62	10	1	3	26	10	63	.274	.360	.634
Lipcius, A	.258	22	62	16	31	2	2	3	11	9	13	.347	.500	.847
MacLaren, C	.160	12	25	4	6	2	0	0	3	3	7	.250	.240	.490
Meadows, P	.187	94	273	51	87	10	1	8	34	31	71	.269	.319	.588
Murr, A	.353	25	68	24	30	3	0	1	6	7	12	.413	.441	.854
Myers, D	.286	3	7	2	2	0	0	0	0	3	1	.500	.286	.786
Navigato, A	.243	43	111	27	43	5	1	3	13	18	31	.358	.387	.745
Packard, B	.229	53	157	36	59	8	0	5	19	15	43	.313	.376	.689
Perez, W	.234	89	248	58	87	11	6	2	28	22	46	.300	.351	.651
Proctor, C	.133	5	15	2	4	2	0	0	0	5	8	.350	.267	.617
Quiggle, K	.000	3	6	0	0	0	0	0	0	0	4	.000	.000	.000
Rivera, R	.192	94	250	48	105	12	0	15	43	21	108	.263	.420	.683
Schultz, A	.214	4	14	3	7	0	2	0	2	0	4	.267	.500	.767
Silverio, G	.167	7	12	2	3	1	0	0	2	2	7	.286	.250	.536
Torkelson, S	.310	31	84	26	49	9	1	4	22	16	20	.425	.583	1.008
Valencia, E	.667	3	3	2	2	0	0	0	1	0	0	.667	.667	1.334
Workman, G	.250	65	184	46	95	18	2	9	35	18	70	.319	.516	.835
WHITCAPS	.232	119	2917	678	1139	160	32	79	414	328	870	.316	.390	.706

PITCHER	AVG	AB	H	TB	2B	3B	HR	RBI	BB	SO	OBP	OPS
Bergner, A	.221	136	30	40	4	0	2	9	13	43	.303	.597
Bienlien, M	.287	108	31	47	7	3	1	17	9	19	.353	.788
Brieske, B	.236	123	29	50	9	0	4	17	9	41	.292	.699
Chentouf, Y	.190	21	4	5	1	0	0	1	2	7	.292	.530
De La Cruz, I	.048	21	1	2	1	0	0	0	2	8	.130	.225
De La Cruz, S	.178	118	21	42	3	0	6	20	12	44	.263	.619
Fernander, C	.222	36	8	10	2	0	0	4	4	9	.317	.595
Garcia, R	.156	32	5	10	0	1	1	6	1	10	.206	.519
Hess, Z	.146	96	14	27	2	1	3	13	19	41	.295	.576
Hill, G	.240	121	29	34	5	0	0	5	11	39	.299	.580
Houston, Z	.294	17	5	6	1	0	0	1	2	10	.429	.782
Javier, X	.315	54	17	27	7	0	1	8	11	11	.471	.971
Kessler, S	.188	32	6	9	3	0	0	3	7	14	.372	.653
King, J	.400	10	4	5	1	0	0	2	3	0	.538	1.038
Kirby, C	.243	74	18	33	4	1	3	7	5	19	.291	.737
Magno, A	.357	14	5	8	1	1	0	3	1	5	.400	.971
Mauloni, C	.294	51	15	23	0	1	2	8	5	17	.362	.813
Montero, K	.315	124	39	53	6	1	2	15	13	29	.411	.838
O'Loughlin, J	.226	62	14	18	4	0	0	7	7	7	.315	.605
Olson, R	.266	158	42	53	6	1	1	15	21	50	.366	.701
Petit, R	.500	10	5	10	2	0	1	4	0	3	.500	1.500
Reyes, A	.239	142	34	62	10	3	4	20	9	29	.308	.745
Rodriguez, J	.283	60	17	24	4	0	1	4	4	16	.333	.733
Shepherd, Z	.249	189	47	81	12	2	6	27	5	45	.297	.726
Tassin, B	.242	99	24	33	6	0	1	12	6	24	.290	.623
Tobey, J	.260	100	26	42	4	0	4	21	18	35	.377	.797
White, B	.259	224	58	86	10	0	6	28	12	52	.329	.713
Wolf, A	.266	237	63	110	16	5	7	26	17	51	.326	.790
WHITCAPS	.245	2326	571	899	125	19	55	288	207	631	.323	.710

2021 VS. LEFT-HANDERS



BATTER	AVG	G	AB	H	TB	2B	3B	HR	RBI	BB	SO	OBP	SLG	OPS
Alfonzo, E	.250	33	52	13	17	4	0	0	9	5	5	0.316	.327	.643
Bojarski, U	.091	14	22	2	4	2	0	0	3	2	11	0.167	.182	.349
Cabrera, D	.250	54	100	25	36	6	1	1	10	8	23	0.303	.360	.663
Cruz, T	.214	11	14	3	5	2	0	0	1	3	7	0.353	.357	.710
De La Rosa, E	.271	26	48	13	19	1	1	1	10	5	15	0.340	.396	.736
Dingler, D	.185	18	27	5	9	1	0	1	2	3	8	0.258	.333	.591
Esquerra, T	.200	5	10	2	2	0	0	0	0	1	6	0.333	.200	.533
Holton, J	.321	16	28	9	10	1	0	0	4	5	8	0.424	.357	.781
Johnson, C	.206	29	34	7	12	2	0	1	4	11	11	0.417	.353	.770
Joyce, C	.250	14	24	6	11	2	0	1	3	6	7	0.400	.458	.858
Keith, C	.188	11	16	3	3	0	0	0	0	2	8	0.278	.188	.466
Kerr, J	.192	14	26	5	9	2	1	0	3	1	10	0.222	.346	.568
King, J	.167	35	54	9	14	2	0	1	3	5	22	0.274	.259	.533
Lipcius, A	.333	12	21	7	9	2	0	0	2	3	3	0.385	.429	.814
MacLaren, C	.222	6	9	2	2	0	0	0	0	0	1	0.222	.222	.444
Meadows, P	.280	50	82	23	30	5	1	0	10	6	28	0.358	.366	.724
Murr, A	.318	16	22	7	8	1	0	0	2	3	8	0.407	.364	.771
Myers, D	.400	4	5	2	6	1	0	1	1	0	0	0.400	1.200	1.600
Navigato, A	.212	23	33	7	8	1	0	0	1	5	7	0.316	.242	.558
Packard, B	.195	26	41	8	14	3	0	1	3	2	10	0.298	.341	.639
Perez, W	.280	48	82	23	28	2	0	1	3	9	18	0.352	.341	.693
Quiggle, K	.000	2	3	0	0	0	0	0	0	2	1	0.400	.000	.400
Rivera, R	.260	49	73	19	40	3	0	6	17	12	27	0.375	.548	.923
Schultz, A	.500	2	4	2	2	0	0	0	1	0	1	0.500	.500	.000
Silverio, G	.286	3	7	2	2	0	0	0	0	1	1	0.375	.286	.661
Torkelson, S	.320	18	25	8	13	2	0	1	6	8	8	0.486	.520	1.006
Valencia, E	1.000	1	2	2	3	1	0	0	0	0	0	1.000	1.500	2.500
Workman, G	.205	38	73	15	18	3	0	0	4	5	27	0.256	.247	.503
WHITECAPS	.244	74	937	229	334	49	4	16	102	113	281	0.335	.356	.691

PITCHER	AVG	AB	H	TB	2B	3B	HR	RBI	BB	SO	OBP	OPS
Bergner, A	.230	87	20	45	5	1	6	12	12	33	.327	.844
Bienlien, M	.293	41	12	19	4	0	1	5	7	13	.396	.859
Brieske, B	.187	107	20	32	7	1	1	8	6	35	.237	.536
Chentouf, Y	.125	24	3	3	0	0	0	2	3	8	.250	.375
De La Cruz, I	.333	9	3	7	1	0	1	2	0	1	.333	1.111
De La Cruz, S	.200	75	15	26	6	1	1	11	20	21	.381	.728
Fernander, C	.242	33	8	15	0	2	1	5	4	9	.324	.779
Garcia, R	.143	21	3	3	0	0	0	1	4	11	.357	.500
Hess, Z	.289	83	24	37	4	0	3	14	15	25	.400	.846
Hill, G	.200	90	18	30	6	0	2	9	7	32	.255	.588
Houston, Z	.000	6	0	0	0	0	0	0	1	3	.143	.143
Javier, X	.431	51	22	38	5	1	3	16	9	6	.517	1.262
Kessler, S	.087	23	2	4	2	0	0	2	16	7	.475	.649
King, J	.600	5	3	9	0	0	2	4	1	0	.667	2.467
Kirby, C	.177	62	11	18	4	0	1	8	6	10	.243	.533
Magno, A	.000	8	0	0	0	0	0	1	3	5	.250	.250
Mauloni, C	.294	34	10	12	2	0	0	6	6	16	.415	.768
Montero, K	.326	138	45	64	5	1	4	17	6	30	.354	.818
O'Loughlin, J	.400	10	4	5	1	0	0	1	4	2	.571	1.071
Olson, R	.163	135	22	41	7	0	4	15	16	43	.257	.561
Petit, R	.000	3	0	0	0	0	0	0	2	1	.400	.400
Reyes, A	.159	82	13	19	3	0	1	10	8	25	.247	.479
Rodriguez, J	.200	60	12	23	5	0	2	11	5	11	.258	.641
Shepherd, Z	.288	118	34	55	10	1	3	15	10	16	.348	.814
Tassin, B	.155	58	9	10	1	0	0	1	5	15	.222	.394
Tobey, J	.238	84	20	26	4	1	0	11	7	31	.312	.622
White, B	.251	179	45	64	6	2	3	21	15	55	.316	.674
Wolf, A	.194	67	13	22	3	0	2	5	8	23	.280	.608
WHITECAPS	.236	1582	373	591	85	11	37	198	192	455	.324	.698

2022 WHITECAPS

SEASON REVIEW

OPPONENTS

HISTORY

RECORDS

DETROIT TIGERS

MEDIA



2021 SITUATIONAL STATISTICS

RUNNERS ON BASE

BATTER	AVG	AB	H	TB	2B	3B	HR	RBI	BB	SO	OBP	SLG	OPS	GIDP
Alfonzo, E	.258	97	25	28	3	0	0	25	7	10	.299	.289	.588	7
Bojarski, U	.128	39	5	6	1	0	0	7	4	19	.200	.154	.354	2
Cabrera, D	.275	189	52	85	11	2	6	61	16	41	.322	.450	.772	8
Cruz, T	.147	34	5	7	2	0	0	6	8	14	.302	.206	.508	0
De La Rosa, E	.355	76	27	41	7	2	1	25	6	24	.419	.539	.958	2
Dingler, D	.288	59	17	31	3	1	3	19	6	16	.358	.525	.883	1
Holton, J	.357	42	15	27	4	1	2	19	5	9	.451	.643	1.094	1
Johnson, C	.210	62	13	18	5	0	0	13	14	25	.363	.290	.653	1
Joyce, C	.189	37	7	8	1	0	0	4	9	16	.388	.216	.604	2
Keith, C	.152	33	5	8	0	0	1	6	3	14	.222	.242	.464	0
Kerr, J	.256	43	11	21	2	1	2	17	10	20	.389	.488	.877	1
King, J	.240	100	24	36	6	0	2	27	6	38	.286	.360	.646	2
Lipcius, A	.256	43	11	15	2	1	0	10	5	10	.314	.349	.663	1
MacLaren, C	.250	16	4	5	1	0	0	3	1	4	.294	.313	.607	1
Meadows, P	.214	173	37	59	7	0	5	41	15	46	.281	.341	.622	1
Murr, A	.342	38	13	16	0	0	1	8	7	8	.447	.421	.868	0
Navigato, A	.203	64	13	14	1	0	0	11	10	14	.303	.219	.522	1
Packard, B	.260	77	20	28	2	0	2	18	8	21	.337	.364	.701	3
Perez, W	.264	129	34	48	6	4	0	28	14	26	.342	.372	.714	4
Rivera, R	.205	156	32	68	6	0	10	49	17	60	.282	.436	.718	2
Schultz, A	.333	6	2	4	0	1	0	3	0	2	.429	.667	1.096	0
Silverio, G	.286	7	2	3	1	0	0	2	1	4	.375	.429	.804	0
Torkelson, S	.306	49	15	29	5	0	3	26	16	12	.457	.592	1.049	4
Workman, G	.244	123	30	58	11	1	5	35	13	37	.314	.472	.786	5
WHITECAPS	.245	1716	421	665	87	14	43	464	211	500	.329	.388	.717	50

W/RUNNERS IN SCORING POSITION

BATTER	AVG	AB	H	TB	2B	3B	HR	RBI	BB	SO	OBP	SLG	OPS	GIDP
Alfonzo, E	.279	61	17	20	3	0	0	25	6	7	.329	.328	.657	4
Bojarski, U	.154	26	4	5	1	0	0	7	2	11	.200	.192	.392	1
Cabrera, D	.298	121	36	62	9	1	5	57	11	25	.341	.512	.853	2
Cruz, T	.136	22	3	5	2	0	0	6	6	9	.310	.227	.537	0
De La Rosa, E	.413	46	19	29	5	1	1	24	4	14	.462	.630	1.092	0
Dingler, D	.244	41	10	21	3	1	2	17	2	12	.273	.512	.785	1
Esquerra, T	.000	9	0	0	0	0	0	2	4	2	.250	.000	.250	1
Holton, J	.280	25	7	10	1	1	0	14	3	6	.367	.400	.767	1
Johnson, C	.171	41	7	11	4	0	0	13	10	19	.333	.268	.601	0
Joyce, C	.083	24	2	3	1	0	0	4	6	12	.313	.125	.438	1
Keith, C	.238	21	5	8	0	0	1	6	1	11	.273	.381	.654	0
Kerr, J	.258	31	8	12	1	0	1	13	7	13	.385	.387	.772	1
King, J	.225	71	16	24	5	0	1	25	5	30	.272	.338	.610	1
Lipcius, A	.250	24	6	9	1	1	0	9	4	8	.323	.375	.698	0
MacLaren, C	.300	10	3	4	1	0	0	3	1	2	.364	.400	.764	0
Meadows, P	.167	120	20	38	6	0	4	39	11	34	.245	.317	.562	0
Murr, A	.280	25	7	10	0	0	1	8	5	7	.406	.400	.806	0
Navigato, A	.250	32	8	8	0	0	0	11	6	7	.350	.250	.600	0
Packard, B	.217	46	10	14	1	0	1	15	5	13	.283	.304	.587	1
Perez, W	.241	79	19	23	2	1	0	24	12	13	.351	.291	.642	1
Proctor, C	.000	5	0	0	0	0	0	0	2	2	.286	.000	.286	0
Quiggle, K	.000	1	0	0	0	0	0	0	1	1	.500	.000	.500	0
Rivera, R	.215	93	20	42	4	0	6	40	13	34	.301	.452	.753	1
Schultz, A	.400	5	2	4	0	1	0	3	0	2	.500	.800	1.300	0
Silverio, G	.400	5	2	3	1	0	0	2	1	2	.500	.600	1.100	0
Torkelson, S	.324	34	11	23	3	0	3	24	12	9	.460	.676	1.136	3
Workman, G	.274	73	20	41	9	0	4	32	8	20	.341	.562	.903	1
WHITECAPS	.240	1094	465	263	430	7	30	422	148	327	.327	.393	.720	20

Vs. West Division

Opponent	Home	Road	Total
Beloit	0-0	0-0	0-0
Cedar Rapids	0-0	0-0	0-0
Peoria	5-1	3-3	8-4
Quad Cities	0-0	0-0	0-0
South Bend	0-0	0-0	0-0
Wisconsin	0-0	4-2	4-2
TOTALS	5-1	6-6	12-6

Vs. East Division

Opponent	Home	Road	Total
Dayton	6-6	2-4	8-10
Fort Wayne	6-7	2-3	8-10
Great Lakes	5-7	5-7	10-14
Lake County	6-0	3-8	9-8
Lansing	6-6	5-7	11-13
TOTALS	29-26	17-29	46-56

Situational Records: When...

Ahead after 7.....	43-6	Trailing after 7.....	2-48
Ahead after 8.....	45-2	Trailing after 8.....	0-51
Tied after 7.....	2-3	Scoring First.....	38-22
Tied after 8.....	2-4	Opp. Score First.....	20-40

Record by Month

April.....	0-0
May.....	14-9
June.....	9-15
July.....	13-16
August.....	13-13
September.....	9-8

2021 LEAGUE TEAM STATISTICS



High-A Central League Club Hitting

TEAM	AVG	G	AB	R	H	2B	3B	HR	RBI	BB	SO	SB	CS	OBP	OPS
Quad Cities	.261	118	4007	709	1045	222	35	144	657	516	1027	127	19	.352	.793
Great Lakes	.253	120	4102	698	1039	195	37	187	648	484	1305	120	30	.344	.800
Dayton	.246	120	3876	558	955	206	24	86	488	414	1089	145	48	.327	.705
Wisconsin	.244	119	3924	640	957	205	26	117	588	531	1250	186	49	.341	.740
Cedar Rapids	.239	120	3985	603	954	180	32	161	558	528	1284	95	31	.336	.758
Lake County	.236	120	3840	554	908	176	21	117	503	457	1160	151	58	.328	.713
West Michigan	.235	120	3854	571	907	209	36	95	516	441	1151	90	46	.320	.702
Fort Wayne	.234	120	3913	565	914	212	23	70	497	519	1244	118	42	.334	.687
Beloit	.232	120	4049	608	941	202	36	122	554	442	1327	127	34	.318	.708
Lansing	.232	120	3870	530	899	206	23	87	463	418	1109	157	27	.318	.683
Peoria	.231	120	3961	503	916	193	24	111	456	383	1260	90	47	.314	.690
South Bend	.230	119	3873	543	890	172	22	84	483	432	1114	159	47	.316	.667

Fielding

TEAM	PCT	PO	A	E	TC	DP	PB	CWP	SB	CS
Fort Wayne	.976	3106	995	102	4203	76	21	119	166	40
Great Lakes	.975	3163	1007	107	4277	86	12	98	142	33
Quad Cities	.975	3102	972	106	4180	86	17	85	108	31
Wisconsin	.974	3077	832	104	4013	61	8	89	123	41
Dayton	.973	3073	961	113	4147	80	12	105	119	40
Beloit	.972	3188	1020	121	4329	65	11	69	102	42
Lake County	.972	3093	900	117	4110	80	21	79	126	32
West Michigan	.971	3075	1033	121	4229	81	13	80	109	41
Lansing	.971	3093	969	121	4183	71	25	101	101	50
Cedar Rapids	.969	3156	985	132	4273	54	17	109	140	27
South Bend	.968	3083	964	135	4182	71	14	147	183	59
Peoria	.968	3095	881	133	4109	81	16	99	146	42

High-A Central League Club Pitching

TEAM	W-L	ERA	G	SHO	SV	IP	H	R	ER	HR	HB	BB	SO	WP	BAA
Cedar Rapids	67-53	3.88	120	10	28	1052	873	527	453	82	85	429	1303	109	.221
West Michigan	58-62	4.09	120	8	28	1024	944	546	465	92	89	399	1086	80	.242
Lake County	65-55	4.12	120	10	37	1031	911	565	472	136	70	389	1234	79	.233
Quad Cities	77-41	4.15	118	6	33	1033.2	883	536	477	114	69	460	1220	85	.229
Great Lakes	63-57	4.24	120	6	19	1054.1	950	576	497	110	83	449	1153	98	.238
Dayton	65-55	4.45	120	6	36	1024.1	846	575	507	90	89	573	1240	105	.224
Lansing	58-62	4.46	120	7	29	1031	1006	608	511	114	84	407	1157	101	.253
Beloit	55-65	4.51	120	10	18	1062.2	1010	604	533	146	68	371	1173	69	.246
Fort Wayne	54-66	4.66	120	5	25	1035.1	957	599	536	101	66	460	1148	119	.245
South Bend	52-67	4.91	119	5	24	1027.2	931	639	561	115	85	574	1202	147	.239
Peoria	45-75	5.03	120	2	28	1031.1	1018	661	576	124	75	548	1173	99	.255
Wisconsin	59-60	5.18	119	5	27	1025.2	996	646	590	157	76	506	1231	89	.250

League Attendance - 2019 vs. 2021

CLUB	'21 TOTAL	'21 AVG.	DATES	DATES LOST	GAME HIGH	'19 AVG	AVG DIFF
Dayton Dragons	344,167	6,258	55	5	8,144	5,928	+330
West Michigan Whitecaps	228,071	3,932	58	2	7,103	4,734	-802
Fort Wayne TinCaps	219,044	3,777	58	2	7,686	4,786	-1,009
South Bend Cubs	217,066	3,679	59	1	6,338	4,500	-821
Lansing Lugnuts	198,878	3,429	58	2	10,109	4,451	-1,022
Quad Cities River Bandits	163,263	2,815	58	2	7,047	2,710	+105
Wisconsin Timber Rattlers	156,646	2,797	56	4	4,980	3,006	-209
Lake County Captains	126,191	2,253	56	3	6,184	3,871	-1,618
Great Lakes Loons	124,896	2,153	58	2	5,503	3,812	-1,659
Cedar Rapids Kernels	100,161	1,757	57	2	3,516	2,447	-690
Peoria Chiefs	69,725	1,223	57	3	4,069	2,886	-1,663
Beloit Snappers	46,746	806	58	2	3,500	2,316	-1,510
Total	1,994,854	2,899	688	30	10,109	3,787	-888

DIFF = Difference in total attendance from '21 to '19...

2022 WHITECAPS

SEASON REVIEW

OPPONENTS

HISTORY

RECORDS

DETROIT TIGERS

MEDIA



2021 HAC BATTING LEADERS

2022 WHITECAPS

SEASON REVIEW

OPPONENTS

HISTORY

RECORDS

DETROIT TIGERS

MEDIA

AVERAGE	
Loflin, N.....	QC289
Massey, M.....	QC289
Johnston, T.....	BEL289
Diaz, J.....	LAN288
Hurtubise, J.....	DAY283

HITS	
Ward, R.....	GL122
Pages, A.....	GL116
Tena, J.....	LC116
Massey, M.....	QC112
Scott, C.....	BEL109

HOME RUNS	
Pages, A.....	GL31
Ward, R.....	GL27
Conine, G.....	BEL23
Massey, M.....	QC21
Rivera, R.....	WM21

RBI	
Pages, A.....	GL88
Massey, M.....	QC87
Ward, R.....	GL84
Johnston, T.....	BEL72
Lopez, J.....	FW68

STOLEN BASES	
Zinn, D.....	SB42
Hamilton, D.....	WIS41
Hurtubise, J.....	DAY39
Ilarrazza, R.....	FW38
Schuemann, M.....	LAN34

DOUBLES	
Ornelas, T.....	FW31
Massey, M.....	QC27
Pages, A.....	GL25
Scott, C.....	BEL25
Tena, J.....	LC25

TRIPLES	
Aracena, R.....	BEL11
Javier, W.....	CR10
Outman, J.....	GL8
Hamilton, D.....	WIS7
Valera, L.....	GL7

TOTAL BASES	
Pages, A.....	GL236
Ward, R.....	GL230
Massey, M.....	QC206
Tena, J.....	LC193
Helman, M.....	CR184

ON-BASE PERCENTAGE	
Hurtubise, J.....	DAY413
Pages, A.....	GL394
Johnston, T.....	BEL393
Cantrelle, H.....	WIS376
Loflin, N.....	QC373

SLUGGING PERCENTAGE	
Pages, A.....	GL539
Massey, M.....	QC531
Ward, R.....	GL524
Diaz, J.....	LAN483
Perlaza, Y.....	SB479

EXTRA-BASE HITS	
Pages, A.....	GL57
Ward, R.....	GL51
Massey, M.....	QC50
Helman, M.....	CR44
Tena, J.....	LC43

RUNS SCORED	
Pages, A.....	GL96
Ward, R.....	GL91
Scott, C.....	BEL80
Hurtubise, J.....	DAY77
Massey, M.....	QC76

GAMES	
Pages, A.....	GL120
Gray, S.....	CR113
Helman, M.....	CR111
Aracena, R.....	BEL110
Naranjo, J.....	LC109

AT BATS	
Ward, R.....	GL439
Pages, A.....	GL438
Gray, S.....	CR429
Tena, J.....	LC413
Helman, M.....	CR398

WALKS	
Cantrelle, H.....	WIS77
Pages, A.....	GL77
Julien, E.....	CR60
Hurtubise, J.....	DAY58
Johnston, T.....	BEL57

STRIKEOUTS	
Valera, L.....	GL148
Gray, S.....	CR142
Hernandez, F.....	PEO141
Javier, W.....	CR141
Rivera, R.....	WM135

OPS	
Pages, A.....	GL933
Massey, M.....	QC882
Ward, R.....	GL876
Johnston, T.....	BEL866
Loflin, N.....	QC836

CAUGHT STEALING	
Aracena, R.....	BEL12
Hurtubise, J.....	DAY10
Siani, M.....	DAY10
Little, G.....	FW9

Four Players tied with 5

Additional Batting Leaders

- SACRIFICE HITS** — Rey Ilarrazza, FW, 7
- SACRIFICE FLIES** — Eric Cole, QC, 10
- HIT BY PITCH** — Andy Pages, GL, 19
- INTENTIONAL BASE ON BALLS** — Nelson Velazquez, SB, 5
- GROUNDING INTO DOUBLE PLAY** — Jordan Diaz, LAN, 13

First-Round Picks

The following is a list of true first-round draft picks that have played w/the Whitecaps

Player	Year with 'Caps	Year Drafted	Draft Selection
Spencer Torkelson*, IF	2021	2020	1st overall
Riley Greene, OF	2019	2019	5th overall
Matt Manning, RHP	2017	2016	9th overall
Beau Burrows, RHP	2016	2015	22nd overall
Christin Stewart, OF	2015	2015	34th overall
Derek Hill, OF	2015	2014	23rd overall
Jonathon Crawford, RHP	2014	2013	20th overall
Jacob Turner*, RHP	2010	2009	9th overall
Cameron Maybin*, RHP	2006	2005	10th overall
Scott Moore, IF	2003	2002	8th overall
Kenny Baugh*, RHP	2001	2001	11th overall
Matt Wheatland, RHP	2001	2000	8th overall
Eric Munson*, C/IF	1999	1999	3rd overall
Jeff Weaver, RHP	1998	1998	14th overall
Ben Grieve, OF	1995	1994	2nd overall

*Player made their professional debut with the Whitecaps

2021 HAC PITCHING LEADERS



ERA

Pereira, W	PEO	3.33
Salazar, E	DAY	3.49
Lunn, C	PEO	3.96
Gaddis, H	LC	4.16
White, B	WM	4.17

WINS

Coulter, K	LC	9
Ellis, M	QC	8
Hickman, M	LC	8
Vargas, J	GL	8

6 others tied at 7

LOSSES

Gaddis, H	LC	11
Birlingmair	LAN	10
Bain, M	SB	9
King, Z	BEL	9
White, B	WM	9

4 others tied at 10

SAVES

Hess, Z	WM	13
Hall, C	LAN	12
Ramirez, J	LC	11
Acosta, M	CR	9
Featherstone, Z	CR	9

STRIKEOUTS

Gaddis, H	LC	127
Veneziano, A	QC	127
Klein, W	QC	121
Lunn, C	PEO	121
Pereira, W	PEO	115

WALKS

Schlesener, J	PEO	66
YaSenka, M	PEO	57
Bain, M	SB	56
Tavaras, L	PEO	64
Birlingmair R	NW	52

INNINGS PITCHED

Hoeing, B	BEL	121.0
Lunn, C	PEO	120.1
Birlingmair, R	LAN	103.0
Vargas, J	GL	102.1
White, B	WM	101.1

WHIP

Vargas, J	GL	1.13
Lunn, C	PEO	1.14
Gaddis, H	LC	1.14
Salazar, E	DAY	1.15
Pereira, W	PEO	1.19

GAMES

Tobey, J	WM	45
Keating, S	FW	44
Hall, C	LAN	43
Hess, Z	WM	43
Smith, A	FW	43

GAMES STARTED

Boyer, L	GL	24
Lunn, C	PEO	23
Beeter, C	GL	22
Hoeing, B	BEL	22
Veneziano, A	QC	22

SHUTOUTS

3 players tied at 1

HOLDS

Reyes, A	WM	11
Walters, N	WIS	11
Tobey, J	WM	10
Ocker, N	LC	9
Sawyer, D	LAN	8

COMPLETE GAMES

14 tied with 1

HOME RUNS ALLOWED

Gaddis, H	LC	20
Castaneda, V	WIS	18
Mort, Z	FW	18
Vargas, J	GL	18
Adames, F	WIS	17

OPP. AVG

Pereira, W	PEO	.211
Gaddis, H	LC	.222
Salazar, E	DAY	.222
Birlingmair, R	LAN	.233
Hickman, M	LC	.237

HIT BATSMEN

Keating, S	FW	15
Bain, M	SB	14
Palm, T	CR	14
Rholl, K	LC	14
White, B	WM	14
Davis, N	DAY	14

Additional Pitching Leaders

- WINNING PERCENTAGE** -- Jesus Vargas, GL, .615
- HITS ALLOWED** -- Bryan Hoenig, BEL, 24
- GAMES FINISHED** -- Kevin Kelly, LC, 26
- DOUBLE PLAYS INDUCED** -- Carson Spiers, DAY, 9
- RUNS ALLOWED** -- Bryan Hoenig, BEL, 72
- EARNED RUNS ALLOWED** -- Bryan Hoenig, BEL, 65
- STOLEN BASES ALLOWED** -- Cole Percival, GL, 28
- NUMBER OF PITCHES THROWN** -- Bryan Hoenig, BEL, 1,893
- HIT BATTERS** -- Sam Keating, FW, 15
- INTENTIONAL WALKS ISSUED** -- Four playes tied with 4
- GROUND BALL/FLYBALL RATIO** -- Bryan Hoenig, BEL, 1.99

Most League Championships

(Since league began in 1947)

TEAM	TITLES	YRS. IN LEAGUE	LAST TITLE
Wisconsin*	9	59	2012
Quad Cities	8	62	2021
Waterloo#	7	36	1986
West Michigan	6	28	2015
Danville#	4	12	1974

*Also known as Appleton (1962, 1967-1994) and Fox Cities (1963-1966)
#No longer an active member of the League

2022 WHITECAPS

SEASON REVIEW

OPPONENTS

HISTORY

RECORDS

DETROIT TIGERS

MEDIA



2021 ATTENDANCE

Top 40 Minor League Overall Attendance

RANK	CLUB	CLASSIFICATION	TOTAL	DATES	AVG.
1	Nashville Sounds	Triple-A	436,868	65	6,721
2	Las Vegas Aviators	Triple-A	428,369	65	6,590
3	El Paso Chihuahuas	Triple-A	403,657	63	6,407
4	Columbus Clippers	Triple-A	393,879	61	6,457
5	St. Paul Saints	Triple-A	393,394	65	6,052
6	Worcester Red Sox	Triple-A	362,559	59	6,145
7	Lehigh Valley IronPigs	Triple-A	356,355	61	5,842
8	Indianapolis Indians	Triple-A	353,729	61	5,799
9	Charlotte Knights	Triple-A	345,305	62	5,569
10	Dayton Dragons	High-A	344,167	55	6,258
11	Albuquerque Isotopes	Triple-A	329,295	64	5,145
12	Durham Bulls	Triple-A	320,873	63	5,093
13	Amarillo Sod Poodles	Double-A	316,288	58	5,453
14	Iowa Cubs	Triple-A	314,749	60	5,246
15	Round Rock Express	Triple-A	305,742	64	4,777
16	Oklahoma City Dodgers	Triple-A	305,290	63	4,846
17	Salt Lake Bees	Triple-A	300,535	62	4,847
18	Tulsa Drillers	Double-A	300,270	59	5,089
19	Toledo Mud Hens	Triple-A	300,063	63	4,763
20	Hartford Yard Goats	Double-A	287,752	56	5,138
21	Frisco RoughRiders	Double-A	275,169	57	4,828
22	Richmond Flying Squirrels	Double-A	275,169	57	4,828
23	Rocket City Trash Pandas	Double-A	274,858	48	5,726
24	Louisville Bats	Triple-A	269,338	59	4,565
25	Norfolk Tides	Triple-A	262,496	61	4,303
26	Sacramento River Cats	Triple-A	259,640	65	3,994
27	Tennessee Smokies	Double-A	245,821	57	4,313
28	Tacoma Rainiers	Triple-A	245,706	63	3,900
29	Omaha Storm Chasers	Triple-A	245,170	64	3,831
30	Greenville Drive	High-A	243,362	59	4,125
31	Jacksonville Jumbo Shrimp	Triple-A	242,667	58	4,184
32	Wichita Wind Surge	Double-A	241,230	60	4,021
33	Scranton/Wilkes-Barre RailRiders	Triple-A	236,559	58	4,079
34	Pensacola Blue Wahoos	Double-A	235,948	58	4,068
35	Reno Aces	Triple-A	233,961	56	4,178
36	Birmingham Barons	Double-A	231,365	56	4,132
37	West Michigan Whitecaps	High-A	228,071	58	3,932
38	Reading Fightin Phils	Double-A	226,667	49	4,626
39	Greensboro Grasshoppers	High-A	225,905	58	3,895
40	Rochester Red Wings	Triple-A	219,941	59	3,728

Did You Know?

Despite teams being limited due to the COVID-19 pandemic, nearly 2 million people watched games for High-A Central games in 2021. The Whitecaps placed second out of all 12 teams in their league, and have been a perennial sight in the list of the Top 40 teams in Minor League Baseball in terms of attendance. Back in 2018, the Whitecaps welcomed five-year old Ava Craft, accompanied by her father, Christian, as their 10-millionth fan in team history. The Whitecaps will likely pass the 11-million mark sometime this summer.

2022 WHITECAPS

SEASON REVIEW

OPPONENTS

HISTORY

RECORDS

DETROIT TIGERS

MEDIA

OPPONENTS



The Whitecaps have a long-standing rivalry with the Lansing Lugnuts. The two teams have played a total of 404 times since Lansing entered the Midwest League in 1996. West Michigan has a career record of 201-203, but have posted an 11-5 playoff record in that span.



BELOIT SKY CARP

2022 Schedule (12G)

Day	Date	Site	Time
Tue.	5/10	WM	6:35
Wed.	5/11	WM	6:35
Thu.	5/12	WM	6:35
Fri.	5/13	WM	11:00a
Sat.	5/14	WM	6:35
Sun.	5/15	WM	2:00
Tue.	8/9	BEL	7:35
Wed.	8/10	BEL	7:35
Thu.	8/11	BEL	7:35
Fri.	8/12	BEL	7:35
Sat.	8/13	BEL	7:35
Sun.	8/14	BEL	2:05

vs. Beloit

All-time record.....	85-69
In West Michigan	44-34
In Beloit	41-35
Playoffs	3-2
Best Season	7-1 (2000)
Worst Season	1-7 (2001)

Last Time The 'Caps Swept A.

Series in WM	April 11-13, 2014
Series in BEL	June 26-29, 2000
DH in WM	Aug. 31, 1994
DH in BEL	None

Last Time Beloit Swept A.

Series in WM	July 14-16, 2018
Series in BEL	May 24-26, 1995
DH in WM	None
DH in BEL	May 24, 1995

Sky Carp Information

League Member Since	1982
Stadium Address	217 Shirland Ave. Beloit, WI 53511
Mailing Address	P.O. Box 855 Beloit, WI 53512
Media Relations	Larry Larson
President	Jeff Jurgella
General Manager	Jeff Gray
Main Phone	(608) 362-2272
Main Fax	(608) 362-0418
Press Box Phone	(608) 362-2078
Web site	milb.com/beloit
E-mail	snappy@skycarpbaseball.com
Flagship Station	WGEZ 101.9-FM
Radio Announcers	Larry Larson
Affiliate (First Year)	Miami Marlins (2021)
2021 Overall Record (Place)	55-65 (8th in West)
1st Half (Place)	N/A
2nd Half (Place)	N/A
Manager	Jorge Hernandez
Hitting Coach	Matt Snyder
Pitching Coach	Bruce Walton
Trainer	TBD
Stadium (Capacity)	ABC Supply Stadium (3,850)
Stadium Built	2021
Dimensions	LF-345, CF-400, RF-325
Whitecaps Hotel in Beloit	Rodeway Inn
Phone	(608) 364-4000
Snappers Hotel in West Michigan	Hampton Inn Grand Rapids
Phone	(616) 647-1000

2021 Snappers Leaders

BATTING

AVG.*	Troy Johnston, .289
H	Connor Scott, 103
2B	Connor Scott, 25
HR	Griffin Conine, 23
RBI	Troy Johnston, 72
SB	Ricky Aracena, 28

PITCHING

W	Bryan Hoeing, 7
G	Tyler Mitzel, 32
ERA*	Bryan Hoeing, 4.83
SV	Tyler Mitzel, 9
IP	Bryan Hoeing, 121
SO	Bryan Hoeing, 96

*Minimum 324 PA or 96 IP

2021 Results (0-0), 2019 Results (2-1)

Date	Site	Result	'Caps decision
7/17/19	Beloit	W, 8-5	Hernandez
7/18/19	Beloit	W 13-7	Welhaf
7/19/19	Beloit	L, 3-2	Crosby

All-Time Series Results

Year	Home	Road	Total	Year	Home	Road	Total
1994	5-3	3-3	8-6	2008	3-0	1-2	4-2
1995	1-2	0-4	1-6	2009	2-1	2-1	4-2
1996	3-1	2-2	5-3	2010	1-2	0-0	1-2
1997	3-1	1-0	4-1	2011	0-0	1-2	1-2
1998	2-2	4-0	6-2	2012	2-1	0-0	2-1
1999	3-1	3-1	6-2	2013	0-0	1-2	1-2
2000	3-1	4-0	7-1	2014	3-0	0-0	3-0
2001	0-4	1-3	1-7	2015	0-0	2-1	2-1
2002	0-4	4-1	4-5	2016	1-1	0-0	1-1
2003	2-2	1-3	3-5	2017	0-0	1-1	1-1
2004	3-1	2-2	5-3	2018	0-3	0-0	0-3
2005	2-2	3-1	5-3	2019	0-0	2-1	2-1
2006	2-1	2-2	4-3	2021	0-0	0-0	0-0
2007	3-1	1-3	4-4	Total	44-34	41-35	85-69

CEDAR RAPIDS KERNELS



2022 Schedule (6G)

Day	Date	Site	Time
Tue.	6/21	CR	7:35
Wed.	6/22	CR	1:05
Thu.	6/23	CR	7:35
Fri.	6/24	CR	7:35
Sat.	6/25	CR	7:35
Sun.	6/26	CR	3:05

vs. Cedar Rapids

All-time record	83-70
In West Michigan	42-35
In Cedar Rapids	41-35
Playoffs	3-2
Best Season	3-0, (2011 & 2017)
Worst Season	0-3 (2010)

Last Time The 'Caps Swept A.

Series in WM	July 12-14, 2017
Series in CR	Aug. 8-11, 1998
DH in WM	None
DH in CR	June 2, 1996

Last Time CR Swept A.

Series in WM	July 26-28, 2008
Series in CR	June 8-10, 2010
DH in WM	None
DH in CR	None

Kernels Information

League Member	1962
Stadium Address	950 Rockford Road SW Cedar Rapids, IA 52404
Mailing Address	P.O. Box 2001 Cedar Rapids, IA 52406
Media Relations	Jessica Fergesen
General Manager	Scott Wilson
Main Phone	(319) 363-3887
Main Fax	(319) 363-5631
Press Box Phone	(319) 896-7579
Web site	www.kernels.com
E-mail	kernels@kernels.com
Flagship Station	KMRY 1450 AM/93.1 FM
Radio Announcer	Thomas Breach
Affiliate (First Year)	Minnesota Twins (2013)
2021 Overall Record (Place)	67-53 (2nd in West)
1st Half (Place)	N/A
2nd Half (Place)	N/A
Manager	Brian Dinkelman
Hitting Coach	Jairo Rodriguez/Shawn Schlechter
Pitching Coach	Mark Moriarty/Richard Salazar
Trainer	TBD
Stadium (Capacity)	Perfect Game Field at Veterans Memorial Stadium (5,300)
Stadium Built	2002
Dimensions	LF-315, CF-400, RF-325
Whitecaps Hotel in Cedar Rapids	Comfort Inn & Suites
Phone	(319) 378-8888
Kernels Hotel in West Michigan	Hampton Inn Grand Rapids
Phone	(616) 647-1000

2021 Kernels Leaders

BATTING

AVG.*	Michael Helman, .246
H	Michael Helman, 98
2B	Michael Helman, 21
HR	Michael Helman, 19
RBI	Michael Helman, 57
SB	Michael Helman, 21

PITCHING

W	Derek Molina, 7
G	Zach Featherstone, 40
ERA*	None Qualified (Ben Gross, 3.62)
SV	Melvi Acosta, 9
IP	Ben Gross, 82
SO	Ben Gross, 106

*Minimum 324 PA or 96 IP

2021 Results (0-0), 2019 Results (2-1)

Date	Site	Result	'Caps decision
5/9/19	West Michigan	L, 8-4	Wolf
5/10/19	West Michigan	W, 8-1	Hernandez
5/11/19	West Michigan	W, 7-4	Guzman

All-Time Series Results

Year	Home	Road	Total	Year	Home	Road	Total
1994	3-1	1-3	4-4	2008	0-3	1-2	1-5
1995	2-2	2-1	4-3	2009	2-1	2-1	4-2
1996	1-3	3-1	4-4	2010	0-0	0-3	0-3
1997	2-2	4-0	6-2	2011	3-0	0-0	3-0
1998	1-3	4-0	5-3	2012	0-0	1-2	1-2
1999	2-2	1-3	3-5	2013	2-1	0-0	2-1
2000	3-1	3-1	6-2	2014	0-0	2-1	2-1
2001	2-2	3-1	5-3	2015	2-1	0-0	2-1
2002	3-1	2-2	5-3	2016	0-0	1-2	1-2
2003	3-1	3-1	6-2	2017	3-0	0-0	3-0
2004	1-3	1-3	2-6	2018	0-0	2-1	2-1
2005	2-2	0-4	2-6	2019	2-1	0-0	2-1
2006	2-2	2-2	4-4	2021	0-0	0-0	0-0
2007	1-3	3-1	4-4	Total	42-35	41-35	83-70



DAYTON DRAGONS

2022 Schedule (24G)

Day	Date	Site	Time
Tue.	4/19	DAY	7:05
Wed.	4/20	DAY	7:05
Thu.	4/21	DAY	7:05
Fri.	4/22	DAY	7:05
Sat.	4/23	DAY	1:05
Sun.	4/24	DAY	1:05
Tue.	5/24	WM	6:35
Wed.	5/25	WM	11:00a
Thu.	5/26	WM	6:35
Fri.	5/27	WM	6:35
Sat.	5/28	WM	6:35
Sun.	5/29	WM	6:00
Mon.	7/4	DAY	7:05
Wed.	7/6	DAY	7:05
Thu.	7/7	DAY	7:05
Fri.	7/8	DAY	7:05
Sat.	7/9	DAY	7:05
Sun.	7/10	DAY	1:05
Tue.	7/26	WM	6:35
Wed.	7/27	WM	6:35
Thu.	7/28	WM	6:35
Fri.	7/29	WM	6:35
Sat.	7/30	WM	6:35
Sun.	7/31	WM	2:00

vs. Dayton

All-time record.....	199-141
In West Michigan.....	102-62
In Dayton.....	97-79
Playoffs.....	4-4
Best Season.....	18-3 (2016)
Worst Season.....	3-9 (2003)

Last Time The 'Caps Swept A.

Series in WM	June 15-17, 2018
Series in DAY	August 19-21, 2016
DH in WM	June 25, 2021
DH in DAY	June 9, 2007

Last Time Dayton Swept A.

Series in WM	June 4-6, 2019
Series in DAY	April 10-12, 2017
DH in WM	April 9, 2003
DH in DAY	July 5, 2003

Dragons Information

League Member Since.....	2000
Stadium Address.....	220 North Patterson Blvd. Dayton, OH 45402
Mailing Address.....	P.O. Box 2107 Dayton, Ohio 45401
Media Relations.....	Tom Nichols
President/General Manager.....	Robert Murphy
Main Phone.....	(937) 228-2287
Main Fax.....	(937) 228-2284
Press Box Phone.....	(937) 281-0042
Web site.....	www.daytondragons.com
E-mail.....	dragons@daytondragons.com
Flagship Station.....	WONE 980-AM
Radio Announcer.....	Tom Nichols
Affiliate (First Year).....	Cincinnati Reds (2000)
2021 Overall Record.....	65-55 (1st in East)
1st Half (Place).....	N/A
2nd Half (Place).....	N/A
Manager.....	Bryan LaHair
Bench Coach.....	Juan Samuel
Hitting Coach.....	Daryle Ward
Pitching Coach.....	Brian Garman
Trainer.....	TBD
Stadium (Capacity).....	Day Air Ballpark (7,230)
Stadium Built.....	2000
Dimensions.....	LF-338, CF-402, RF-338
Whitecaps Hotel in Dayton.....	Courtyard by Marriott Phone..... (937) 433-3131
Dragons Hotel in West Michigan.....	Hampton Inn Grand Rapids Phone..... (616) 647-1000

2021 Dragons Leaders

BATTING

AVG.*	Jacob Hurtubise, .283
H	Jacob Hurtubise, 94
2B	4 Players Tied, 16
HRI	Quin Cotton, 10
RBI	Quin Cotton, 41
SB	Jacob Hurtubise, 39

PITCHING

W	Pedro Garcia, 7
G	P. Garcia/Francis Peguero, 28
ERA*	Eduardo Salazar, 3.49
SV	Francis Peguero, 6
IP	Eduardo Salazar, 98
SO	Eduardo Salazar, 107

*Minimum 324 PA or 96 IP

2021 Results (8-10)

Date	Site	Result	'Caps decision	Date	Site	Result	'Caps decision
6/22	West Michigan	L, 2-0	White	7/10	Dayton	W, 4-1	Montero
6/23	West Michigan	L, 4-1	Wolf	7/11	Dayton	W, 13-4	Shepherd
6/25a	West Michigan	W, 2-1	Brieske	8/3	West Michigan	W, 4-3	Hill
6/25b	West Michigan	W, 12-10	Tassin	8/4	West Michigan	W, 4-1	White
6/27	West Michigan	L, 5-3	Hess	8/5	West Michigan	L, 8-0	Wolf
7/6	Dayton	L, 2-1	De La Cruz	8/6a	West Michigan	W, 4-3	Tobey
7/7	Dayton	L, 6-5	White	8/6b	West Michigan	L, 7-5	Reyes
7/8	Dayton	L, 10-8	Tassin	8/7	West Michigan	W, 6-4	Tobey
7/9	Dayton	L, 7-3	Brieske	8/8	West Michigan	L, 5-4	Reyes

All-Time Series Results

Year	Home	Road	Total	Year	Home	Road	Total
2000	3-3	2-1	5-4	2011	4-2	3-8	7-10
2001	4-4	1-6	5-10	2012	4-3	3-4	7-7
2002	4-4	7-1	11-5	2013	5-6	6-4	11-10
2003	1-4	2-5	3-9	2014	6-0	7-4	13-4
2004	5-1	5-1	10-2	2015	8-2	3-6	11-8
2005	4-3	4-2	8-5	2016	10-2	8-1	18-3
2006	7-1	6-2	13-3	2017	5-3	3-8	8-11
2007	5-2	7-4	12-6	2018	7-2	3-3	10-5
2008	4-4	8-3	12-7	2019	3-4	3-3	6-7
2009	3-1	9-7	12-8	2021	6-6	2-4	8-10
2010	4-5	5-2	9-7	Total	102-62	97-79	199-141

FORT WAYNE TINCAPS



2022 Schedule (18G)

Day	Date	Site	Time
Tue.	5/17	FW	6:35
Wed.	5/18	FW	6:35
Thu.	5/19	FW	7:05
Fri.	5/20	FW	7:05
Sat.	5/21	FW	6:35
Sun.	5/22	FW	1:05
Tue.	6/28	WM	6:35
Wed.	6/29	WM	6:35
Thu.	6/30	WM	6:35
Fri.	7/1	WM	6:35
Sat.	7/2	WM	6:35
Sun.	7/3	WM	6:00
Tue.	8/30	FW	6:35
Wed.	8/31	FW	6:35
Thu.	9/1	FW	7:05
Fri.	9/2	FW	7:05
Sat.	9/3	FW	6:35
Sun.	9/4	FW	6:05

vs. Fort Wayne

All-time record	240-218
In West Michigan	145-101
In Fort Wayne	95-117
Playoffs	7-5
Best Season	14-4 (2007)
Worst Season	6-14 (1995)

Last Time The 'Caps Swept A.

Series in WM	May 22-25, 2017
Series in FW	July 4-6, 2014
DH in WM	July 15, 2021
DH in FW	April 27, 2000

Last Time Fort Wayne Swept A.

Series in WM	May 2-3, 2001
Series in FW	July 27-29, 2016
DH in WM	Never
DH in FW	June 24, 2018

TinCaps Information

League Member Since	1993
Stadium Address	1301 Ewing Street Fort Wayne, IN 46802
Media Relations	John Nolan
President/General Manager	Mike Nutter
Main Phone	(260) 482-6400
Main Fax	(260) 471-4678
Press Box Phone	(260) 407-5769
Web site	www.tincaps.com
E-mail	info@tincaps.com
Flagship Station	WKJG 1380-AM/100.9 FM
Radio Announcer	John Nolan
Affiliate (First Year)	San Diego Padres (1999)
2021 Overall Record	54-56 (6th in East)
1st Half (Place)	N/A
2nd Half (Place)	N/A
Manager	Brian Esposito
Hitting Coach	Randolph Gassaway
Pitching Coach	Jimmy Jones
Trainer	David Bryan
Stadium (Capacity)	Parkview Field (8,100)
Stadium Built	2009
Dimensions	LF-336, CF-400, RF-318
Whitecaps Hotel in Fort Wayne	Courtyard by Marriott
Phone	(260) 579-9226
TinCaps Hotel in West Michigan	Hampton Inn Grand Rapids
Phone	(616) 647-1000

2021 TinCaps Leaders

BATTING

AVG.*	Agustin Ruiz, .253
H	Tirso Ornelas, 95
2B	Tirso Ornelas, 31
HR	Agustin Ruiz, 15
RBI	Agustin Ruiz, 56
SB	Reinaldo Ilarraza, 38

PITCHING

W	Edwin Bencomo, 7
G	Sam Keating, 44
ERA*	None Qualified (G. Mosser, 4.39)
SV	Carter Loewen, 7
IP	Gabe Mosser, 80
SO	Moises Lugo, 93

*Minimum 324 PA or 96 IP

2021 Results (8-10)

Date	Site	Result	'Caps decision	Date	Site	Result	'Caps decision
5/4	Fort Wayne	L, 8-0	Montero	7/16	West Michigan	W, 4-1	Montero
5/5	Fort Wayne	L, 4-2	Fernander	7/17	West Michigan	L, 3-1	Shepherd
5/6	Fort Wayne	W, 6-3	Reyes	7/18	West Michigan	L, 9-2	White
5/7	Fort Wayne	L, 10-3	Brieske	8/17	West Michigan	W, 5-3	Tassin
5/8	Fort Wayne	W, 16-6	Chentouf	8/18	West Michigan	W, 18-6	Bergner
7/13	West Michigan	L, 6-2	Tassin	8/19	West Michigan	W, 4-3	Mauloni
7/14	West Michigan	L, 2-1	Hess	8/20	West Michigan	L, 11-1	O'Loughlin
7/15a	West Michigan	W, 5-0	Brieske	8/21	West Michigan	L, 2-1	White
7/15b	West Michigan	W, 4-0	Bienlien	8/22	West Michigan	L, 2-0	Wolf

All-Time Series Results

Year	Home	Road	Total	Year	Home	Road	Total
1994	5-3	3-3	8-6	2008	5-2	3-5	8-7
1995	3-7	3-7	6-14	2009	4-7	3-1	7-8
1996	5-3	6-2	11-5	2010	3-3	3-4	6-7
1997	6-2	3-5	9-7	2011	8-5	3-6	11-11
1998	5-3	5-4	10-7	2012	6-3	3-7	9-10
1999	3-5	4-4	7-9	2013	8-4	4-3	12-7
2000	2-4	6-4	8-8	2014	5-5	5-4	10-9
2001	4-3	2-6	6-9	2015	7-3	1-6	8-9
2002	5-3	4-4	9-7	2016	5-3	6-8	11-11
2003	3-5	3-5	6-10	2017	11-2	3-3	14-5
2004	6-3	3-4	9-7	2018	5-2	4-8	9-10
2005	6-2	3-1	9-3	2019	3-5	2-4	5-9
2006	5-7	5-2	10-9	2021	6-7	2-3	8-10
2007	11-0	3-4	14-4	Total	145-101	95-117	240-218



GREAT LAKES LOONS

2022 Schedule (18G)

Day	Date	Site	Time
Tue.	4/8	GL	6:05
Wed.	4/9	GL	1:05
Thu.	4/10	GL	1:05
Fri.	4/26	WM	6:35
Sat.	4/27	WM	12:05
Sun.	4/28	WM	6:35
Tue.	4/29	WM	6:35
Wed.	4/30	WM	2:00
Thu.	5/1	WM	2:00
Fri.	7/22	GL	7:05
Sat.	7/23	GL	7:05
Sun.	7/24	GL	1:05
Tue.	9/6	WM	6:35
Wed.	9/7	WM	6:35
Thu.	9/8	WM	6:35
Fri.	9/9	WM	6:35
Sat.	9/10	WM	6:35
Sun.	9/11	WM	2:00

vs. Great Lakes

All-time record	131-112
In West Michigan	70-62
In Great Lakes	61-50
Playoffs	4-4
Best Season	11-4 (2008)
Worst Season	6-9 (2007)

Last Time The 'Caps Swept A.

Series in WM	June 5-7, 2018
Series in GL	April 20-22, 2018
DH in WM	None
DH in GL	None

Last Time Great Lakes Swept A.

Series in WM	April 12-13, 2019
Series in GL	September 3-5, 2016
DH in WM	June 11, 2007
DH in GL	None

Loons Information

League Member Since	2007
Stadium Address	825 East Main Street Midland, MI 48640
Media Relations	Brad Tunney
President/General Manager	Chris Mundhenk
Main Phone	(989) 837-2255
Main Fax	(989) 837-8780
Press Box Phone	(989) 837-6158
Web site	www.loons.com
E-mail	info@loons.com
Flagship Station	ESPN 100.9-FM (WLUN)
Radio Announcer	Brad Tunney
Affiliate (First Year)	Los Angeles Dodgers (2007)
2021 Overall Record	63-57 (3rd in East)
1st Half (Place)	N/A
2nd Half (Place)	N/A
Manager	Austin Chubb
Hitting Coach	David Popkins
Pitching Coach	Ryan Dennick
Asst. Pitching Coach	Durin O'Linger
Bench Coach	Elian Herrera
Trainer	Griffin Boyte
Stadium (Capacity)	Dow Diamond (5,200)
Stadium Built	2007
Dimensions	LF-332, CF-400, RF-325
Whitecaps Hotel in Midland	Fairfield Inn & Suites
Phone	(989) 631-7100
Loons Hotel in West Michigan	Hampton Inn Grand Rapids
Phone	(616) 647-1000

2021 Loons Leaders

BATTING

AVG.*	Ryan Ward, 278
H	Ryan Ward, 122
2B	Andy Pages, 25
HR	Andy Pages, 31
RBI	Andy Pages, 88
SB	James Outman, 21

PITCHING

W	Jesus Vargas, 8
G	Jeff Belge/Braidyn Fink, 13
ERA*	Jesus Vargas, 4.40
SV	Jeff Belge, 5
IP	Jesus Vargas, 102.1
SO	Jesus Vargas, 88

*Minimum 324 PA or 96 IP

2021 Results (10-14)

Date	Site	Result	'Caps decision	Date	Site	Result	'Caps decision
5/11	West Michigan	L, 9-1	Montero	7/27	Great Lakes	W, 6-3	Bienlien
5/12	West Michigan	W, 9-8	Chentouf	7/28	Great Lakes	L, 16-9	Montero
5/13	West Michigan	L, 4-1	Kirby	7/29	Great Lakes	W, 8-2	Hill
5/14	West Michigan	L, 3-2	Chentouf	7/30	Great Lakes	L, 5-4	White
5/15	West Michigan	W, 2-1	Fernander	7/31	Great Lakes	W, 7-4	Wolf
5/16	West Michigan	L, 7-4	Montero	8/1	West Michigan	L, 5-1	De La Cruz
6/1	Great Lakes	W, 7-5	Shepherd	9/7	West Michigan	L, 18-7	Shepherd
6/2	Great Lakes	L, 5-4	Rodriguez	9/8	West Michigan	W, 5-1	O'Loughlin
6/3	Great Lakes	W, 12-1	Montero	9/9	West Michigan	W, 10-5	Bergner
6/4	Great Lakes	L, 9-4	Reyes	9/10	West Michigan	L, 6-4	White
6/5	Great Lakes	L, 11-0	Kirby	9/11	West Michigan	W, 6-4	Wolf
6/6	Great Lakes	L, 8-4	Brieske	9/12	West Michigan	L, 10-7	De La Cruz

All-Time Series Results

Year	Home	Road	Total	Year	Home	Road	Total
2007	3-7	3-2	6-9	2015	4-4	8-3	12-7
2008	5-2	6-2	11-4	2016	5-2	3-3	8-5
2009	7-5	2-5	9-10	2017	4-3	4-3	8-6
2010	6-5	4-3	10-8	2018	7-4	6-3	13-7
2011	4-4	3-3	7-7	2019	4-9	4-2	8-11
2012	6-4	6-3	12-7	2021	5-7	5-7	10-14
2013	6-4	3-6	9-10	Total	70-62	61-50	131-112
2014	4-2	4-5	8-7				

LAKE COUNTY CAPTAINS



2022 Schedule (12G)

Day	Date	Site	Time
Tue.	5/31	LC	6:05
Wed.	6/1	LC	11:00
Thu.	6/2	LC	7:00
Fri.	6/3	LC	7:00
Sat.	6/4	LC	7:00
Sun.	6/5	LC	1:00
Tue.	8/15	WM	6:35
Wed.	8/16	WM	6:35
Thu.	8/17	WM	6:35
Fri.	8/18	WM	6:35
Sat.	8/19	WM	6:35
Sun.	8/20	WM	2:00

vs. Lake County

All-time record.....	109-93
In West Michigan.....	55-38
In Lake County.....	54-55
Playoffs.....	1-2
Best Season.....	17-6 (2017)
Worst Season.....	5-12 (2016)

Last Time The 'Caps Swept A..

Series in WM	May 25-30, 2021
Series in LC	May 25-27, 2013
DH in WM	None
DH in LC	August 22, 2015

Last Time Lake County Swept A..

Series in WM	July 25-27, 2018
Series in LC	June 21-23, 2019
DH in WM	None
DH in LC	June 21, 2019

Captains Information

League Member Since.....	2010
Stadium Address.....	35300 Vine St. Eastlake, OH 44095
Media Relations.....	TBD
General Manager.....	Jen Yorko
Main Phone.....	(440) 975-8085
Main Fax.....	(440) 975-8958
Press Box Phone.....	(440) 975-8085 x144
Web site.....	www.captainsbaseball.com
E-mail.....	info@lakecountycaptains.com
Flagship Station.....	101.5FM/1330AM WINT (Fri/Sat)
Radio Announcer.....	TBD
Affiliate (First Year).....	Cleveland Indians (2003)
2021 Overall Record.....	65-55 (2nd in East)
1st Half (Place).....	N/A
2nd Half (Place).....	N/A
Manager.....	Greg DiCenzo
Bench Coach.....	Yan Rivera
Hitting Coach.....	Chris Smith
Pitching Coach.....	Caleb Longshore
Trainer.....	Matt Beauregard
Stadium (Capacity).....	Classic Park (6,157)
Stadium Built.....	2003
Dimensions.....	LF-320, CF-400, RF-320
Whitecaps Hotel in Lake County.....	Four Points Sheraton Phone.....(440) 953-8000
Captains Hotel in West Michigan.....	Hampton Inn Grand Rapids Phone.....(616) 647-1000

2021 Captains Leaders

BATTING

AVG.*	Jose Tena, .281
H	Jose Tena, 116
2B	Jose Tena, 25
HR	J. Tena/George Valera, 16
RBI	Jose Tena, 58
SB	Quintin Holmes, 17

PITCHING

W	Kevin Coulter, 9
G	Kevin Kelly, 40
ERA*	Hunter Gaddis, 4.16
SV	Jerson Ramirez, 11
IP	Mason Hickman, 97.2
SO	Hunter Gaddis, 127

*Minimum 324 PA or 96 IP

2021 Results (9-8)

Date	Site	Result	'Caps decision	Date	Site	Result	'Caps decision
5/25	West Michigan	W, 4-3	Kirby	6/18	Lake County	L, 9-4	Shepherd
5/26	West Michigan	W, 1-0	Chentouf	6/19	Lake County	W, 9-2	Brieske
5/27	West Michigan	W, 6-2	Rodriguez	6/20	Lake County	L, 0-3	Montero
5/28	West Michigan	W, 2-1	Montero	8/10	Lake County	W, 11-5	Tassin
5/29	West Michigan	W, 17-5	White	8/12	Lake County	L, 5-3	Wolf
5/30	West Michigan	W, 7-1	Kirby	8/13	Lake County	L, 5-4	Hess
6/15	Lake County	L, 3-2	Hess	8/14a	Lake County	W, 2-0	Olson
6/16	Lake County	L, 4-2	Javier	8/14b	Lake County	L, 4-3	Reyes
6/17	Lake County	L, 6-3	Tassin	8/15	Lake County	L, 4-3	Mauloni

All-Time Series Results

Year	Home	Road	Total	Year	Home	Road	Total
2010	5-7	5-4	10-11	2016	4-6	1-6	5-12
2011	5-1	6-4	11-5	2017	6-2	11-4	17-6
2012	3-7	8-4	11-11	2018	3-3	3-8	6-11
2013	5-1	5-1	10-2	2019	6-5	2-8	8-13
2014	7-3	4-3	11-6	2021	6-0	3-8	9-8
2015	5-3	6-5	11-8	Total	55-38	54-55	109-93



LANSING LUGNUTS

2022 Schedule (24G)

Day	Date	Site	Time
Tue.	4/12	WM	6:35
Wed.	4/13	WM	12:05
Thu.	4/14	WM	6:35
Fri.	4/15	WM	6:35
Sat.	4/16	WM	2:00
Sun.	4/17	WM	2:00
Tue.	5/3	LAN	11:05a
Wed.	5/4	LAN	7:05
Thu.	5/5	LAN	7:05
Fri.	5/6	LAN	7:05
Sat.	5/7	LAN	7:05
Sun.	5/8	LAN	1:05
Tue.	6/7	WM	6:35
Wed.	6/8	WM	6:35
Thu.	6/9	WM	6:35
Fri.	6/10	WM	6:35
Sat.	6/11	WM	6:35
Sun.	6/12	WM	2:00
Tue.	8/2	LAN	7:05
Wed.	8/3	LAN	1:05
Thu.	8/4	LAN	7:05
Fri.	8/5	LAN	7:05
Sat.	8/6	LAN	7:05
Sun.	8/7	LAN	1:05

Lugnuts Information

League Member Since	1996
Stadium Address	505 East Michigan Ave. Lansing, MI 48912
Media Relations	Jesse Goldberg-Strassler
General Manager	Tyler Parsons
Main Phone	(517) 485-4500
Main Fax	(517) 485-4518
Press Box Phone	(517) 485-5307
Web site	www.lansinglugnuts.com
E-mail	info@lansinglugnuts.com
Flagship Station	730 AM WVFN
Radio Announcer	Jesse Goldberg-Strassler
Affiliate (First Year)	Oakland Athletics (2021)
2021 Overall Record	58-62 (T-4th in East)
1st Half (Place)	N/A
2nd Half (Place)	N/A
Manager	Phil Pohl
Hitting Coach	Javier Godard
Pitching Coach	Don Schulze
Trainer	Jake Routhier
Stadium (Capacity)	Jackson Field (11,000)
Stadium Built	1996
Dimensions	LF-305, CF-412, RF-305
Whitecaps Hotel in Lansing	Radisson Hotel Phone (517)-482-0188
Lugnuts Hotel in West Michigan	Hampton Inn Grand Rapids Phone (616) 647-1000

vs. Lansing

All-time record	201-203
In West Michigan	107-99
In Lansing	94-104
Playoffs	11-5
Best Season	10-2 (2017)
Worst Season	3-12 (2011)

Last Time The 'Caps Swept A.

Series in WM	June 22-25, 2017
Series in LAN	June 16-18, 2017
DH in WM	April 26, 2009
DH in LAN	None

Last Time Lansing Swept A.

Series in WM	April 15-17, 2019
Series in LAN	May 13-15, 2019
DH in WM	June 8, 2013
DH in LAN	April 28, 2011

2021 Lugnuts Leaders

BATTING

AVG.*	Jordan Diaz, .288
H	Jordan Diaz, 96
2B	Jordan Diaz, 24
HR	Jordan Diaz, 13
RBI	Jordan Diaz, 56
SB	Max Schuemann, 34

PITCHING

W	Colin Peluse, 7
G	Charles Hall, 43
ERA*	Reid Birlingmair, 4.54
SV	Charles Hall, 12
IP	Reid Birlingmair, 103
SO	Colin Peluse, 92

*Minimum 324 PA or 96 IP

2021 Results (11-13)

Date	Site	Result	'Caps decision	Date	Site	Result	'Caps decision
6/8	West Michigan	L, 2-0	Tassin	8/25a	Lansing	L, 2-1	Mauloni
6/9	West Michigan	L, 8-1	Montero	8/25b	Lansing	W, 9-2	Bienlien
6/10	West Michigan	W, 10-0	Shepherd	8/26	Lansing	L, 1-0	Kirby
6/11	West Michigan	W, 9-4	Kirby	8/27	Lansing	W, 5-4	Hess
6/12	West Michigan	W, 9-0	Brieske	8/28	Lansing	L, 7-6	Bienlien
6/13	West Michigan	L, 6-2	Rodriguez	8/29	Lansing	W, 5-4	Hess
7/20	West Michigan	L, 8-3	Wolf	9/15a	Lansing	W, 7-2	O'Loughlin
7/21	West Michigan	W, 5-1	Brieske	9/15b	Lansing	L, 6-2	Pettit
7/22	West Michigan	L, 5-2	Montero	9/16	Lansing	L, 8-1	White
7/23	West Michigan	W, 6-5	Houston	9/17	Lansing	L, 6-4	Mauloni
7/24	West Michigan	L, 5-3	White	9/18	Lansing	L, 5-3	Bienlien
7/25	West Michigan	W, 3-0	Wolf	9/19	Lansing	W, 19-4	De La Cruz

All-Time Series Results

Year	Home	Road	Total	Year	Home	Road	Total
1996	5-3	5-5	10-8	2009	3-1	9-6	12-7
1997	5-3	4-4	10-8	2010	3-3	2-7	5-10
1998	4-4	6-3	10-7	2011	2-8	1-4	3-12
1999	4-5	6-5	7-10	2012	2-5	5-3	7-8
2000	6-4	5-1	11-5	2013	2-6	2-5	4-11
2001	6-2	4-4	10-6	2014	5-4	6-4	11-8
2002	5-5	5-5	8-8	2015	3-3	3-4	6-7
2003	5-5	5-5	8-8	2016	2-5	2-6	4-11
2004	5-3	4-4	8-8	2017	6-1	4-1	10-2
2005	3-3	4-4	7-8	2018	5-5	2-1	7-6
2006	5-3	5-2	10-5	2019	1-5	4-6	5-11
2007	5-3	1-6	6-9	2020	6-6	5-7	11-13
2008	9-6	2-1	11-7	Total	106-99	94-104	201-203



2022 Schedule (6G)

Day	Date	Site	Time
Tue.	6/14	PEO	7:05
Wed.	6/15	PEO	12:05
Thu.	6/16	PEO	7:35
Fri.	6/17	PEO	7:35
Sat.	6/18	PEO	7:35
Sun.	6/19	PEO	2:35

vs. Peoria

All-time record.....	94-70-1
In West Michigan.....	52-29-1
In Peoria.....	42-41
Playoffs.....	0-0
Best Season.....	3-0 (2x, last '14)
Worst Season.....	2-6 (2x, last '04)

Last Time The 'Caps Swept A..

Series in WM	July 16-18, 2014
Series in PEO	June 7-9, 2011
DH in WM	May 22, 2001
DH in PEO	None

Last Time Peoria Swept A..

Series in WM	Aug. 15-16, 1994
Series in PEO	June 6-9, 2000
DH in WM	None
DH in PEO	None

Chiefs Information

League Member Since.....	1983
Stadium Address.....	730 S.W. Jefferson St. Peoria, IL 61605
Media Relations.....	Cody Schindler
General Manager.....	Jason Mott
Main Phone.....	(309) 680-4000
Main Fax.....	(309) 680-4080
Press Box Phone.....	(309) 680-4045
Web site.....	www.peoriachiefs.com
E-mail.....	feedback@chiefsnet.com
Flagship Station.....	Internet
Radio Announcer.....	Cody Schindler
Affiliate (First Year).....	St. Louis Cardinals (2013)
2021 Overall Record.....	45-75 (6th in West)
1st Half (Place).....	N/A
2nd Half (Place).....	N/A
Manager.....	Patrick Anderson
Hitting Coach.....	Willi Martin
Pitching Coach.....	Edwin Moreno
Trainer.....	Paden Eveland
Stadium (Capacity).....	Dozer Park (7,000)
Stadium Built.....	2002
Dimensions.....	LF-310, CF-400, RF-310
Whitcaps Hotel in Peoria.....	Quality Inn and Suites
Phone.....	(309) 685-2556
Chiefs Hotel in West Michigan.....	Hampton Inn Grand Rapids
Phone.....	(616) 647-1000

2021 Chiefs Leaders

BATTING

AVG.*	Pedro Pages, .249
H	Jhon Torres, 91
2B	Pedro Pages, 25
HR	Chandler Redmond, 13
RBI	Leandro Cedenno, 44
SB	Masyn Winn, 16

PITCHING

W	C.Lunn/N.Troglic-Iverson, 6
G	Leonardo Taveras, 41
ERA*	Wilfredo Pereira, 3.33
SV	Freddy Pacheco, 8
IP	Connor Lunn, 120.1
SO	Connor Lunn, 121

*Minimum 32.4 PA or 96 IP

2021 Results (8-4)

Date	Site	Result	'Caps decision	Date	Site	Result	'Caps decision
6/30	Peoria	W, 9-4	Bergner	8/31	West Michigan	W, 4-1	Bergner
7/1a	Peoria	W, 4-2	White	9/1	West Michigan	W, 8-2	Shepherd
7/1b	Peoria	W, 3-2	Wolf	9/2	West Michigan	W, 6-5	Tassin
7/2	Peoria	L, 7-4	Tobey	9/3	West Michigan	L, 6-1	White
7/3	Peoria	L, 8-1	Montero	9/4	West Michigan	W, 7-6	Reyes
7/4	Peoria	L, 4-1	Tassin	9/5	West Michigan	W, 4-2	De La Cruz

All-Time Series Results

Year	Home	Road	Total	Year	Home	Road	Total
1994	1-2	2-2	3-4	2008	1-2	1-2	2-4
1995	3-1	2-2	5-3	2009	2-1	2-1	4-2
1996	2-2	1-3	3-5	2010	2-1	0-0	2-1
1997	3-1	4-0	7-1	2011	0-0	3-0	3-0
1998	2-2	4-0	6-2	2012	2-1	0-0	2-1
1999	3-1	3-1	6-2	2013	0-0	2-1	2-1
2000	2-2	0-4	2-6	2014	3-0	0-0	3-0
2001	3-1	2-2	5-3	2015	0-0	1-2	1-2
2002	3-1	1-3	4-4	2016	2-0-1	0-0	2-0-1
2003	3-1	2-2	5-3	2017	0-0	2-1	2-1
2004	1-3	1-3	2-6	2018	0-0	1-2	1-2
2005	2-2	2-2	4-4	2019	1-2	0-0	1-2
2006	3-1	2-2	5-3	2021	5-1	3-3	8-4
2007	3-1	1-3	4-4	Total	52-29-1	42-41	94-70-1



QUAD CITIES RIVER BANDITS

2022 Schedule

No games scheduled

vs. Quad Cities

All-time record.....	74-73
In West Michigan.....	39-37
In Quad Cities.....	35-36
Playoffs.....	0-0
Best Season.....	5-1 (2009)
Worst Season.....	0-3 (2x, last '11)

Last Time The 'Caps Swept A..

Series in WM	May 26-28, 2009
Series in QC	June 26-29, 1994
DH in WM	None
DH in QC	None

Last Time Quad Cities Swept A..

Series in WM	May 31-June 2, 2011
Series in QC	June 11-13, 2010
DH in WM	None
DH in QC	None

River Bandits Information

League Member Since.....	1960
Stadium Address.....	209 South Gaines St. Davenport, IA 52802
Media Relations.....	TBD
General Manager.....	Joe Kubly
Main Phone.....	(563) 324-3000
Main Fax.....	(563) 324-3109
Press Box Phone.....	(563) 333-2700
Web site.....	www.riverbandits.com
E-mail.....	bandit@riverbandits.com
Flagship Station.....	KBOB 1170AM
Radio Announcer.....	Kyle Kercheval
Affiliate (First Year).....	Kansas City Royals (2021)
2021 Overall Record.....	77-41 (1st in West)
1st Half (Place).....	N/A
2nd Half (Place).....	N/A
Manager.....	Brooks Conrad
Hitting Coach.....	Andy LaRoche
Pitching Coach.....	Steve Luebber
Trainer.....	Brad Groleau
Stadium (Capacity).....	Modern Woodmen Park (7,140)
Stadium Built.....	1931 (Renovated in 2004)
Dimensions.....	LF-343, CF-400, RF-318
Whitecaps Hotel in Quad Cities.....	Radisson Hotel
Phone.....	(563) 327-2547
River Bandits Hotel in West Michigan.....	Hampton Inn Grand Rapids
Phone.....	(616) 647-1000

2021 River Bandits Leaders

BATTING

AVG.*	Nick Loftin, .289
H	Michael Massey, 112
2B	Michael Massey, 27
HR	Michael Massey, 21
RBI	Michael Massey, 87
SB	Nathan Eaton, 23

PITCHING

W	Mitch Ellis, 8
G	Will Klein, 36
ERA*	None Qualified (Veneziano - 3.75)
SV	Jomah Dipoto, 8
IP	Anthony Veneziano, 93.2
SO	Anthony Veneziano, 127

*Minimum 324 PA or 96 IP

2021 Results (0-0), 2019 Results (1-2)

Date	Site	Result	'Caps decision
7/10/19	West Michigan	W, 9-5	De La Cruz
7/11/19	West Michigan	L, 1-0	Welhaf
7/12/19	West Michigan	L, 6-2	Kirby

All-Time Series Results

Year	Home	Road	Total	Year	Home	Road	Total
1994	2-2	4-0	6-2	2008	2-1	1-2	3-3
1995	2-2	0-4	2-6	2009	3-0	2-1	5-1
1996	2-2	1-1	3-3	2010	0-0	0-3	0-3
1997	3-1	1-0	4-1	2011	0-3	0-0	0-3
1998	3-1	1-3	4-4	2012	0-0	2-1	2-1
1999	2-2	1-3	3-5	2013	1-2	0-0	1-2
2000	3-1	3-1	6-2	2014	0-0	1-2	1-2
2001	2-1	2-2	4-3	2015	1-2	0-0	1-2
2002	1-3	2-2	3-5	2016	0-0	1-1	1-1
2003	2-2	3-1	5-3	2017	2-1	0-0	2-1
2004	3-1	2-2	5-3	2018	0-0	1-2	1-2
2005	2-2	2-2	4-4	2019	1-2	0-0	1-2
2006	1-3	2-2	3-5	2021	0-0	0-0	0-0
2007	1-3	3-1	4-4	Total	39-37	35-36	74-73

SOUTH BEND CUBS



2022 Schedule (6G)

Day	Date	Site	Time
Tue.	8/23	WM	6:35
Wed.	8/24	WM	6:35
Thu.	8/25	WM	6:35
Fri.	8/26	WM	6:35
Sat.	8/27	WM	6:35
Sun.	8/28	WM	2:00

vs. South Bend

All-time record	231-191
In West Michigan	112-100
In South Bend	119-91
Playoffs	7-5
Best Season	14-4 (1997)
Worst Season	4-14 (2019)

Last Time The Caps Swept A..

Series in WM	July 28-31, 2018
Series in SB	June 25-27, 2018
DH in WM	April 7, 2017
DH in SB	April 17, 2011

Last Time South Bend Swept A..

Series in WM	June 14-16, 2019
Series in SB	July 30-August 2, 2019
DH in WM	None
DH in SB	June 4, 2016

Cubs Information

League Member Since	1988
Stadium Address	501 West South Street South Bend, IN 46601
Mailing Address	P.O. Box 4218 South Bend, IN 46634
Media Relations	Chris Hagstrom-Jones
Vice President/General Manager	Nick Brown
Main Phone	(574) 235-9988
Main Fax	(574) 235-9950
Press Box Phone	(574) 968-0800
Web site	www.southbendcubs.com
E-mail	cubs@southbendcubs.com
Flagship Station	News & Sports Radio 96.1-FM
Radio Announcers	Brendan King & Max Thoma
Affiliate (First Year)	Chicago Cubs (2015)
2021 Overall Record	52-67 (5th in East)
1st Half (Place)	N/A
2nd Half (Place)	N/A
Manager	Lance Rymel
Hitting Coach	Dan Puentes
Pitching Coach	Tony Coughoule
Trainer	Seh Clapp
Stadium (Capacity)	Four Winds Field (5,000)
Stadium Built	1987
Dimensions	LF-336, CF-405, RF-336
Whitecaps Hotel in South Bend	Aloft South Bend
Phone	(574) 288-8000
Cubs Hotel in West Michigan	Hampton Inn Grand Rapids
Phone	(616) 647-1000

2021 Cubs Leaders

BATTING

AVG.*	Yonathan Perlaza, .280
H	Yonathan Perlaza, 100
2B	Yonathan Perlaza, 24
HR	Yonathan Perlaza, 15
RBI	Yonathan Perlaza, 64
SB	Delvin Zinn, 42

PITCHING

W	Three Players Tied, 5
G	Burl Carraway, 29
ERA*	None Qualified (Max Bain - 5.52)
SV	Eury Ramos, 6
IP	Max Bain, 93
SO	Max Bain, 113

*Minimum 324 PA or 96 IP

2021 Results (0-0), 2019 Results (4-14)

Date	Site	Result	‘Caps decision	Date	Site	Result	‘Caps decision
4/4/19	South Bend	L, 5-4	Wolf	6/16/19	West Michigan	L, 4-3	Crosby
4/5/19	South Bend	L, 1-0	Hernandez	7/2/19	South Bend	W, 5-3	Bass
4/6/19	West Michigan	W, 3-1	Guzman	7/3/19	South Bend	L, 4-2	Chentouf
4/7/19	West Michigan	W, 7-3	Chentouf	7/4/19	West Michigan	W, 6-4	Tobey
5/24/19	South Bend	L, 4-0	Smith	7/5/10	West Michigan	L, 5-1	Kirby
5/25/19	South Bend	L, 10-7	Murphy	7/30/19	South Bend	L, 4-1	Hernandez
5/26/19	South Bend	L, 11-10	Reyes	7/31/19	South Bend	L, 5-1	Welhaf
5/27/19	South Bend	L, 1-0	Kirby	8/1/19	South Bend	L, 4-3	Kirby
6/14/19	West Michigan	L, 5-3	Smith	8/2/19	South Bend	L, 2-1	De La Cruz

All-Time Series Results

Year	Home	Road	Total	Year	Home	Road	Total
1994	5-2	4-3	9-5	2008	1-7	10-6	11-13
1995	4-5	7-3	11-8	2009	12-3	2-2	14-5
1996	6-4	4-4	10-8	2010	6-4	3-7	9-11
1997	5-3	9-1	14-4	2011	6-5	6-2	12-7
1998	7-2	5-3	12-5	2012	2-4	4-2	6-6
1999	6-3	6-2	12-5	2013	2-4	3-3	5-7
2000	3-5	5-3	8-8	2014	5-4	2-4	7-8
2001	4-3	3-5	7-8	2015	4-5	3-3	7-8
2002	4-4	7-1	11-5	2016	2-2	5-5	7-7
2003	3-5	5-3	8-8	2017	4-4	3-2	7-6
2004	4-4	3-5	7-9	2018	6-4	5-4	11-8
2005	3-5	5-3	8-8	2019	3-3	1-11	4-14
2006	3-4	5-2	8-6	2021	0-0	0-0	0-0
2007	2-2	4-2	6-4	Total	112-100	119-91	231-191



WISCONSIN TIMBER RATTTLERS

2022 Schedule (6G)

Day	Date	Site	Time
Tue.	7/12	WM	6:35
Wed.	7/13	WM	12:05
Thu.	7/14	WM	6:35
Fri.	7/15	WM	6:35
Sat.	7/16	WM	6:35
Sun.	7/17	WM	2:00

vs. Wisconsin

All-time record.....	86-81
In West Michigan	45-33
In Wisconsin	41-48
Playoffs	3-1
Best Season	7-1 (2006)
Worst Season	0-3 (2012)

Last Time The 'Caps Swept A.

Series in WM	July 23-25, 2008
Series in WIS	June 13-16, 2002
DH in WM	None
DH in WIS	None

Last Time Wisconsin Swept A.

Series in WM	April 19-21, 2012
Series in WIS	May 31-June 2, 2003
DH in WM	None
DH in WIS	May 22, 2021

Timber Rattlers Information

League Member Since	1962
Stadium Address	2400 North Casaloma Drive Appleton, WI 54913
Mailing Address	P.O. Box 7464 Appleton, WI 54912
Media Relations	Chris Mehring
President	Rob Zerjav
Main Phone	(920) 733-4152
Main Fax	(920) 733-8032
Press Box Phone	(920) 733-6342
Web site	www.timberrattlers.com
E-mail	info@timberrattlers.com
Flagship Station	WNAM 1280-AM
Radio Announcer	Chris Mehring
Affiliate (First Year)	Milwaukee Brewers (2009)
2021 Overall Record	59-60 (3rd in West)
1st Half (Place)	N/A
2nd Half (Place)	N/A
Manager	Joe Ayrault
Hitting Coach	Nick Stanley
Pitching Coach	Will Schierholz
Trainer	Andrew Staehling
Stadium (Capacity)	Neuroscience Group Field (5,170)
Stadium Built	1995 (Renovated in 2013)
Dimensions	LF-325, CF-400, RF-325
Whitecaps Hotel in Wisconsin	Americinn
Phone	(920) 954-0202
Timber Rattlers Hotel in W.M.	Hampton Inn Grand Rapids
Phone	(616) 647-1000

2021 Timber Rattlers Leaders

BATTING

AVG.*	Carlos Rodriguez, .267
H	Carlos Rodriguez, 92
2B	Rodriguez/J. Ward, 17
HR	Thomas Dillard, 16
RBI	Thomas Dillard, 67
SB	David Hamilton, 41

PITCHING

W	B.Schanuel/H.Chirino, 6
G	Nash Walters, 43
ERA*	Victor Castaneda, 5.20
SV	Taylor Floyd, 8
IP	Victor Castaneda, 97
SO	Victor Castaneda, 114

*Minimum 324 PA or 96 IP

2021 Results (4-2)

Date	Site	Result	'Caps decision	Date	Site	Result	'Caps decision
5/18	Wisconsin	W, 8-4	Hill	5/22a	Wisconsin	L, 9-8	Rodriguez
5/19	Wisconsin	W, 6-4	Shepherd	5/22b	Wisconsin	L, 8-7	Hess
5/20	Wisconsin	W, 4-1	Brieske	5/23	Wisconsin	W, 4-0	Shepherd

All-Time Series Results

Year	Home	Road	Total	Year	Home	Road	Total
1994	4-2	2-6	6-8	2008	3-0	2-1	5-1
1995	1-3	1-3	2-6	2009	0-3	1-2	1-5
1996	3-1	1-3	4-4	2010	1-2	0-0	1-2
1997	2-1	1-3	3-4	2011	0-0	2-1	2-1
1998	3-1	1-3	4-4	2012	0-3	0-0	0-3
1999	2-2	1-3	3-5	2013	0-0	1-2	1-2
2000	3-1	4-3	7-4	2014	1-2	0-0	1-2
2001	1-3	2-2	3-5	2015	0-0	2-1	2-1
2002	2-2	4-0	6-2	2016	2-1	0-0	2-1
2003	2-2	0-4	2-6	2017	0-0	2-1	2-1
2004	4-0	1-2	5-2	2018	2-1	0-0	2-1
2005	2-2	2-2	4-4	2019	0-0	1-2	1-2
2006	4-0	3-1	7-1	2021	0-0	4-2	4-2
2007	3-1	3-1	6-2	Total	45-33	41-48	86-81

HISTORY



Pitcher Spenser Watkins spent seven years in Minor League Baseball, three of which with the Whitecaps from 2015-17, before being called up by the Baltimore Orioles in July of 2021. The right-hander earned his first Major League victory on July 6 in a 7-5 win over the Toronto Blue Jays at Camden Yards.



OPENING DAY

2022 WHITECAPS

SEASON REVIEW

OPPONENTS

HISTORY

RECORDS

DETROIT TIGERS

MEDIA

1994	
Jason McDonald	CF
Jose Guillen	2B
Tony Banks	LF
Steve Cox	1B
D.T. Cromer	DH
Mat Reese	RF
Jeff D'Amico	SS
Willie Morales	C
Vicente Francisco	3B
Zack Sawyer	P

1995	
Rob DeBoer	C
Jose Castro	2B
Ben Grieve	RF
Emil Brown	LF
Alex Miranda	1B
Jeff D'Amico	3B
Jose Soriano	CF
Manny DaSilva	DH
Fred Soriano	SS
Bill King	P

1996	
Dane Walker	2B
Eddie Lara	SS
Derrick White	DH
Ramon Hernandez	C
Alex Miranda	1B
Duane Filchner	LF
Mario Encarnacion	RF
Jeff DaVanon	CF
Arturo Paulino	3B
Andy Smith	P

1997	
Scott Sollmann	CF
Pedro Santana	2B
Chris Wakeland	LF
Jacques Landry	3B
Chris Lemonis	DH
Jesus Cedenro	RF
Robert Fick	1B
Franklin Sosa	C
Derek Mitchell	SS
Clay Bruner	P

1998	
Ryan Grimmatt	CF
Heath Schesser	3B
Mandy Jacomino	DH
Antuan Bunkley	1B
Alex Steele	RF
Alexis Zapata	LF
Michael Rivera	C
Rich Ozarowski	2B
Dan Lauterhahn	SS
Greg Romo	P

1999	
Richard Gomez	LF
Ron Bush	2B
Billy Rich	RF
Leo Daigle	1B
Brandon Inge	C
Jesus Cedenro	CF
Matt Boone	3B
Jeremy Sassanella	DH
Carlos Jimenez	SS
Shane Loux	P

2000	
Ramon Santiago	SS
Corey Richardson	CF
Jayson Drobaki	DH
Neil Jenkins	3B
Jake Anthony	1B
Antonio McKinney	RF
Jerry Amador	LF
Maxim St. Pierre	C
Carlos Jimenez	2B
Rick Kirsten	P

2001	
Nook Logan	CF
Ron Merrill	SS
Miles Durham	LF
Hugh Quttelbaum	3B
Brad Downing	DH
Ryan Neill	1B
Matt Walker	RF
Russ Cleveland	C
Miles Luulola	2B
Mark Woodyard	P

2002	
Juan Francia	2B
Juan Gonzalez	3B
Miles Durham	CF
Mike Rabelo	C
David Mattle	LF
Jason Knoedler	RF
Juan Tejeda	1B
Andy Yount	DH
Don Kelly	SS
Chad Petty	P

2003	
Juan Francia	SS
Victor Mendez	CF
Gilberto Mejia	2B
Ryan Raburn	3B
Brent Clevlen	RF
Jason Kennedy	DH
Wilton Reynolds	LF
Angel Brito	1B
Mike Rabelo	C
Humberto Sanchez	P

2004	
Vincent Blue	CF
Eric Rodland	2B
Tony Giarratano	SS
Kelly Hunt	1B
Luis Sabino	LF
Garth McKinney	RF
Richard Burgos	DH
Kody Kirkland	3B
Alex Trezza	C
Andy Baldwin	P

2005	
Justin Justice	CF
Jeff Frazier	LF
Wilkin Ramirez	3B
Jody Roughton	DH
Justin Ryan	C
Luis Sabino	RF
Brent Dlugach	SS
Josh Lee	1B
Brooks Colvin	2B
Dallas Trahern	P

2006	
Will Rhymes	2B
Mike Hollimon	SS
Cameron Maybin	CF
Matt Joyce	RF
Ryan Roberson	1B
Justin Justice	LF
Cory Middleton	3B
Pedro Cotto	DH
Dusty Ryan	C
Luke French	P

2007	
Deik Scram	DH
Scott Sizemore	2B
Brennan Boesch	RF
Ryan Strieby	1B
Santo De Leon	3B
Jeff Kunkel	C
Jeramy Laster	LF
Audy Ciriaco	SS
Gorkys Hernandez	CF
Chris Cody	P

2008	
Kyle Peter	CF
Justin Henry	2B
Casper Wells	RF
Chris Carlson	1B
Ronnie Bourquin	3B
Corey Middleton	LF
Joseph Bowen	C
Audy Ciriaco	SS
Kody Kaiser	DH
Ramon Garcia	P

2009	
Brent Wyatt	LF
Ben Guez	RF
Brandon Douglas	2B
Jordan Newton	C
Bryan Pounds	3B
Ronnie Bourquin	1B
Luis Salas	CF
Jordan Lennerton	DH
Gustavo Nunez	SS
Casey Crosby	P

2010	
Jamie Johnson	CF
Hernan Perez	SS
Avisail Garcia	RF
Wade Gaynor	3B
Jordan Lennerton	1B
Michael Rockett	LF
Luis Salas	DH
Eric Roof	C
Luis Palacios	2B
Trevor Feeney	P

2011	
Dixon Machado	SS
Hernan Perez	2B
Rob Brantly	C
Ryan Enos	DH
Nick Castellanos	3B
James Robbins	1B
P.J. Polk	LF
Edwin Gomez	RF
Luis Castillo	CF
Kyle Ryan	P

2012	
Chad Wright	CF
Eugenio Suarez	SS
Dean Green	DH
Aaron Westlake	1B
Brandon Loy	2B
Steven Moya	RF
Curt Casali	C
Danry Vasquez	LF
Colin Kaline	3B
Marcelo Carreno	P

2013	
Austin Schotts	CF
Devon Travis	2B
Danry Vasquez	LF
Adolfo Reina	C
Jeff Holm	1B
Lance Durham	DH
Jake Stewart	RF
Mario Martinez	3B
Jared Reaves	SS
Endrys Briceno	P

2014	
Austin Schotts	CF
Javier Betancourt	2B
Raph Rhymes	LF
Dominic Ficociello	3B
Ben Verlander	RF
Wynton Bernard	DH
Curt Powell	SS
Bennett Pickar	C
Jose Zambrano	3B
Chad Green	P

2015	
Derek Hill	CF
Joey Rankake	2B
Ross Kivett	LF
Mike Gerber	RF
Giancarlo Brugnoni	1B
Arvicent Perez	C
Zach Shepherd	3B
Will Maddox	DH
Garrett Mattlage	SS
Artie Lewicki	P

2016	
Derek Hill	CF
Brett Pirtle	2B
Shane Zeile	C
Will Allen	1B
Josh Lester	DH
Cam Gibson	LF
Jose Azocar	RF
Steven Fuentes	3B
David Gonzalez	SS
Spenser Watkins	P

2017	
Cam Gibson	CF
Jake Robson	LF
Elvis Rubio	RF
Blaise Salter	1B
Danny Pinerro	SS
Austin Athmann	C
Cole Bauml	DH
Anthony Pereira	3B
Will Savage	2B
Kyle Funkhouser	P

OPENING DAY/AWARDS



Opening Day Lineups (ctd.)

2018		2019		2020		2021	
Luke Burch	CF	Parker Meadows	CF			Trei Cruz	SS
Garrett McCain	LF	Jose King	3B			Spencer Torkelson	3B
Jordan Pearce	1B	Wenceel Perez	SS	MLB Season Canceled		Parker Meadows	CF
Colby Bortles	3B	Nick Ames	1B			Dillon Dingler	C
Joey Morgan	C	Jeremiah Burks	2B	COVID-19 Pandemic		Daniel Cabrera	RF
Ignacio Valdez	DH	Jordan Pearce	DH			Andre Lipcius	2B
Dylan Rosa	RF	Ulrich Bojarski	LF			Bryant Packard	LF
Alexis Garcia	2B	Sam McMillan	C			Eliezer Alfonzo	DH
Cole Peterson	SS	Avery Tuck	RF			Rey Rivera	1B
Dane Myers	P	Adam Wolf	P			Adam Wolf	P

Opening Day Results (17-10)

* denotes game was originally postponed

Date	Opponent	Victor	Score	Winner	Loser	Save	Home att.
April 8, 1994	at South Bend	Silver Hawks	2-1	Proctor	Kubinski		
April 7, 1995	South Bend	Whitecaps	1-0	Hause	Garcia	Rajotte	7,620
April 6, 1996 (1)	at Wisconsin	Timber Rattlers	3-1	Kurtz	Morrison		
April 4, 1997	Wisconsin	Whitecaps	1-0	Bruner	Mays	Darwin	8,535
April 9, 1998	Lansing	Whitecaps	4-3 (10)	Viegas	Carter		6,667
April 8, 1999	at Michigan	Whitecaps	6-3	Lou	Redding		
April 6, 2000	Fort Wayne	Whitecaps	10-1	Rodney	Baxter		7,691
April 5, 2001	at Lansing	Whitecaps	15-4	Woodyard	Chavez		
April 4, 2002	at Michigan	Whitecaps	2-0	Petty	Burns		
April 3, 2003	Battle Creek	Yankees	7-2	Neitz	Dan Smith		4,129
April 8, 2004	at Dayton	Whitecaps	11-3	Baldwin	Gillman		
April 7, 2005	at SW Michigan	Devil Rays	10-6	Sonnastine	Ostlund	DeLaCruz	
April 6, 2006	Fort Wayne	Wizards	5-3	Link	Baxter	Jamison	6,071
April 5, 2007	at Dayton	Dragons	3-2	Webb	Rainwater	Mateo	
April 3, 2008	at South Bend	Whitecaps	15-2	R. Garcia	Norberto		
April 9, 2009	South Bend	Whitecaps	5-2	Crosby	Harden	Stohr	7,598
April 8, 2010	at Lake County	Captains	4-3 (10)	Jimenez	Sanz		
April 10, 2011	Lansing	Whitecaps	13-12	Rondon	Marze		7,738
April 5, 2012	at Dayton	Dragons	3-0	French	Carreno	Kemp	
April 4, 2013	Dayton	Whitecaps	7-6 (10)	Turley	Lucas		6,128
April 3, 2014	at Dayton	Whitecaps	5-4	Sitz	Mitchell	Robertson	
April 10, 2015*	Dayton	Whitecaps	5-4	Voelker	Kivel	Belisario	3,133
April 7, 2016	at South Bend	Whitecaps	9-4	Maciel	Morrison		5,010
April 7, 2017*	South Bend	Whitecaps	2-0	Funkhouser	Robinson	Garcia	3,030
April 8, 2018	South Bend	Whitecaps	6-2	Warner	Thomas		3,771
April 4, 2019	at South Bend	Cubs	5-4	Palma	Wolf	Roberts	2,978
April 9, 2020*	Lansing	Whitecaps	-	MLB Season Canceled	Canceled (COVID-19)		-
May 4, 2021	at Fort Wayne	TinCaps	8-0	Minjarez	Montero		2,056

BA's League Top Prospects

1996	Ramon Hernandez, C (#9)
1997	Francisco Cordero, P (#1)
	Dave Borkowski, P (#9)
1998	Alan Webb, P (#9)
2000	Ramon Santiago, IF (#6)
2003	Joel Zumaya, P (#3)
2005	Wilkin Ramirez, 3B (#20)
2006	Cameron Maybin, OF (#2)
2007	Gorkys Hernandez (#4)
2009	Casey Crosby (#6)
2010	Jacob Turner (#4)
2011	Nick Castellanos (#4)
2015	Spencer Turnbull (#17)
2016	Beau Burrows (#16)
2017	Isaac Paredes, IF (#9)
	Daz Cameron, OF (#20)
2018	Matt Manning, P (#6)
2021	Spencer Torkelson (1)

MWL Prospect of the Year

2006 Cameron Maybin

Baseball America Team of the Year

1997 West Michigan Whitecaps

Tigers MiLB Player of Year

1997	Francisco Cordero (P)
1998	Alan Webb (P)
2000	Calvin Chipperfield (P)
	Andy Van Hekken (P)
2002	Juan Tejeda (1B)
	John Birtwell (P)
2003	Jon Connolly (P)
2006	Cameron Maybin (OF)
	Burke Badenhop (P)
2007	Duane Below (P)
2008	Jon Kibler (P)
2009	Casey Crosby (P)
2011	Nick Castellanos (3B)
2013	Devon Travis (2B)
2014	Austin Kubitzka (P)
2015	Mike Gerber (OF)
2016	Christin Stewart (OF)
2017	Greg Soto (P)
2018	Christian Stewart (OF)
2019	Matt Manning (P)
2021	Riley Greene (OF)
	Beau Brieske (P)

MiLB Class A Outstanding Team

2006 West Michigan Whitecaps
2007 West Michigan Whitecaps

MiLB's President's Award

2013 West Michigan Whitecaps

MWL Executive of the Year

1994 Scott Lane
1996 Scott Lane
2006 Jim Jarecki
2014 Steve McCarthy

MWL Broadcaster of the Year

2017 Dan Hasty

Sports Field Manager of the Year

2019 Mitch Hooten

MWL Manager of the Year

1997 Bruce Fields
2000 Bruce Fields
2006 Matt Walbeck
2007 Tom Brookens
2017 Mike Rabelo

MiLB's "Best Team"

2017 West Michigan Whitecaps

MiLB's Play of the Year

2018 Cole Peterson

2022 WHITESAPS

SEASON REVIEW

OPPONENTS

HISTORY

RECORDS

DETROIT TIGERS

MEDIA



AWARDS AND HONORS

2022 WHITECAPS

SEASON REVIEW

OPPONENTS

HISTORY

RECORDS

DETROIT TIGERS

MEDIA

Midseason All-Stars

1994, Scott Baldwin (P), Steve Lemke (P); 1995, Emil Brown (OF), Brendan Hause (P), Bill King (P); 1996, Duane Filchner (OF), Chris Nelson (P); 1997, Clay Bruner (P), Rene Capellan (2B), Brian DuBose (DH), Robert Fick (1B), Craig Quintal (P), Greg Romo (P); 1998, Jose Castillo (P), Ryan Grimmet (OF), Matt Miller (P), Mark Persails (P), Greg Romo (P); 1999, Shane Heams (P); 2000, Calvin Chipperfield (P), Tommy Marx (P), Corey Richardson (OF), Ramon Santiago (SS), Maxim St. Pierre (C), Andy Van Hekken (P), Greg Watson (P); 2001, Pablo Arias (P), Nook Logan (OF), Chris Parker (C), Lee Rodney (P), Mike Steele (P), Mark Woodyard (P); 2002, John Birtwell (P), Jerrod Fuell (P), Don Kelly (SS), Juan Tejeda (1B); 2003, Jon Connolly (P), Scott Moore (3B), Troy Pickford (P), Mike Rabelo (C), Wilton Reynolds (OF), Humberto Sanchez (P), Joel Zumaya (P); 2004, Andy Baldwin (P), Tony Giarratano (SS), Chris Steinborn (P); 2005, Brent Dlugach (SS), Jair Jurjrens (P), Wilkin Ramirez (DH), Anthony Tomey (P); 2006, Ramon Garcia (P), Mike Hollimon (SS), Orlando Perdomo (P); 2007, Duane Below (P), Chris Cody (P), Jeff Gerbe (P), Gorkys Hernandez (OF), Brett Jensen (P), Deik Scram (DH), James Skelton (C), Ryan Strieby (1B); 2008, Chris Carlson (1B), Alfredo Figaro (P), Jon Kibler (P), Kyle Peter (OF), Joe Tucker (OF); 2009, Ronnie Bourquin (1B), Casey Crosby (P), Brandon Douglas (2B), Jared Gayhart (P), Mauricio Robles (P), Tyler Stohr (P); 2010, Giovanni Soto (P), Jacob Turner (P); 2011, Rob Brantly (C), Hernan Perez (2B), Bruce Rondon (P); 2012, Tom Collier (P), Dean Green (DH), Steven Moya (OF), Eugenio Suarez (SS), Michael Torrealba (P); 2013, Jeff Holm (1B), Devon Travis (2B), Jose Valdez (P); 2014, Wynton Bernard (OF), Jonathon Crawford (P); 2015, Mike Gerber (OF), Joe Jimenez (P), Zach Shepherd (3B), Spencer Turnbull (P); 2016, Will Maddox (1B), Matt Hall (P), Kyle Dowdy (P), David Gonzalez (SS), Gerson Moreno (P); 2017, Jason Foley (P), Josh Lester (3B), Jake Robson (OF), Blaise Salter (1B), Austin Sodders (P), Greg Soto (P), Danny Woodrow (OF); 2018, Cole Peterson (SS), Brandyn Sittinger (P); 2019, Ulrich Bojarski (OF)

Postseason All-Stars

1995, Demond Smith (OF); 1996, Ramon Hernandez (C); 1997, Robert Fick (1B), David Borkowski (SP), Francisco Cordero (RP); 1998, Rodney Lindsey (OF); 1999, Eric Munson (DH); 2000, Ramon Santiago (SS), Corey Richardson (OF), Calvin Chipperfield (SP); 2002, Noochie Vamer (OF); 2003, Jon Connolly (SP), Ian Ostlund (RP); 2006, Michael Hollimon (SS), Cameron Maybin, (OF), Orlando Perdomo (P); 2007, Gorkys Hernandez (OF), James Skelton (C); 2008, Alfredo Figaro (SP), Jon Kibler (SP); 2009, Casey Crosby (SP), Billy Nowlin (DH); 2011, Rob Brantly (C), Nick Castellanos (3B), Hernan Perez (2B); 2013, Devon Travis (2B); 2014, Wynton Bernard (OF), Buck Farmer (SP), Kevin Ziomek (SP); 2015, Mike Gerber (OF); 2016, Will Maddox (1B); 2017, Greg Soto (SP)

Player of the Week

1994 Steve Lemke (May 14); 1995 Ben Grieve (May 27)
 1996 Duane Filchner (April 20), Scott Rivette (July 14)
 1997 Dave Borkowski (April 26), Robert Fick (May 10), Robert Fick (May 17), Chris Wakeland (June 7), Clay Bruner (June 28), Craig Quintal (July 5), Robert Fick (July 26), Clay Bruner (August 16)
 1998 Greg Romo (May 16), Alan Webb (June 6), Matt Miller (June 13), Shane Loux (June 20), Alex Zapata (Aug. 8)
 2000 Tommy Marx (June 4), Calvin Chipperfield (June 11), Cody Ross (June 18), Neil Jenkins (June 25), Andy Van Hekken (Aug. 6)
 2001 Lee Rodney (April 23), Jeremy Lewis (May 28), Lee Rodney (June 18)
 2002 Kenny Baugh (July 16)
 2003 Victor Mendez (April 27), Jon Connolly (June 15)
 2004 Garth McKinney (July 25), Jordan Tata (August 15), Cristhian Martinez (August 29)
 2005 Randor Bierd (May 9), Matt Righter (May 30), Jeff Frazier (July 11), Dallas Trahern (July 18)
 2006 Ramon Garcia (May 22), Mike Hernandez (June 26), Luke French (July 17), Mike Hernandez (June 26, July 24), Burke Badenhop (August 21)
 2007 Scott Sizemore (June 25), Jonah Nickerson (July 23)
 2008 Alfredo Figaro (April 28), Ramon Garcia (May 5), Jon Kibler (May 12), Roger Tomas (May 19), Brandon Douglas (July 14), Kody Kaiser (August 25)
 2009 Billy Nowlin (April 8, July 13), Ronnie Bourquin (May 11), Casey Crosby (June 22, July 20), Bryan Pounds (June 29), Luke Putkonen (June 29), Ben Guez (July 13)
 2010 Trevor Feeney (May 10), Jordan Lennerton (May 24), Giovanni Soto (June 14)
 2011 Kyle Ryan (July 25), Alex Burgos (August 22)
 2012 Eugenio Suarez (May 29), Tommy Collier (May 29), Jeff Ferrell (July 30), Marcelo Carreno (Aug. 27)
 2013 Jordan John (May 27), Jeff Holm (June 24)
 2014 Austin Kubitz (April 3), Austin Kubitz (April 28), Jonathon Crawford (May 19), Jon Maciel (August 18)
 2015 A.J. Ladwig (May 17), Jeff Thompson (May 24)
 2016 Will Maddox (April 25), Kyle Dowdy (July 25)
 2017 Blaise Salter (April 24), Cam Gibson (May 8), Alfred Gutierrez (May 8, August 7), Anthony Castro (May 22)
 2018 Eudis Idrogo (May 14), Chance Kirby (August 27)
 2021 Beau Brieske (May 24, July 19), Dillon Dingler (June 7), Spencer Torkelson (June 14), Gage Workman (August 30), Rey Rivera (May 24, September 6)

BA's Freitas Award

1998	West Michigan Whitecaps
2014	West Michigan Whitecaps

Most Valuable Player

1997	Robert Fick
2007	Gorkys Hernandez
2014	Wynton Bernard

MILB Larry MacPhail Award

2002	Whitecaps - MWL Award
2007	Whitecaps - MWL Award
2007	Whitecaps - MILB Award



Records

Manager	Years	G	W	L	Pct.
Brayan Peña	2021	120	58	62	.483
Lance Parrish	2018-19	278	118	160	.424
Mike Rabelo	2017	136	91	45	.669
Andrew Graham	2014-16	415	228	187	.549
Larry Parrish	2013	139	69	70	.496
Ernie Young	2011-12	279	142	137	.509
Joe DePastino	2008-10	416	215	201	.517
Tom Brookens	2007	140	83	57	.593
Matt Walbeck	2004-06	416	231	185	.555
Phil Regan	2002-03	280	150	130	.536
Brent Gates	2007	137	65	72	.474
Bruce Fields	1997-2000	551	331	220	.601
Mike Quade	1996	138	77	61	.558
Jim Colborn	1994-95	275	141	134	.512

By Wins

Wins	Manager
331	Bruce Fields
231	Matt Walbeck
228	Andrew Graham
215	Joe DePastino
150	Phil Regan
142	Ernie Young
141	Jim Colborn
118	Lance Parrish
91	Mike Rabelo
83	Tom Brookens
77	Mike Quade
69	Larry Parrish
65	Brent Gates
58	Brayan Peña

By Winning Percentage

Pct.	Manager
.669	Mike Rabelo
.601	Bruce Fields
.593	Tom Brookens
.558	Mike Quade
.555	Matt Walbeck
.549	Andrew Graham
.536	Phil Regan
.517	Joe DePastino
.512	Jim Colborn
.509	Ernie Young
.496	Larry Parrish
.483	Brayan Peña
.474	Brent Gates
.424	Lance Parrish

All-Time Coaching Staff

Coach	Year	Coach	Year	Coach	Year
Edgar Alfonzo H	2016	Bryan Goike T	1996-2000	Phil Regan	2002-2003
Skeeter Barnes H	1996-1998	Andrew Graham	2014-2016	A.J. Sager P	2002-2006
Willie Blair P	2019, 2021	Kevin Guthrie C	2021	Brian Saltzgaber H	2000-2001
Joe Boever P	1999	Eric Hall T	2008	Nelson Santovenia H	2014
Bert Bradley P	1994-1995	Mike Henneman P	2013-2014	T.J. Saunders T	2011-2013
Nick Bredeson C	2022-	Mike Hessian H	2017	Jason Schwartzman	2017-2018
Tom Brookens	2007	Tim Hyers H	2002	Pat Serbus T	2001
Ray Burris P	2007	Tony Jaramillo H	2004-2006	Rob Sonnenberg T	2002-2003
Dustin Campbell T	2005	Mark Johnson P	2008-2012, 2015-16	Bill Springman H	2019, 2021
Jim Colborn	1994-1995	Rich Juday C	1994	Dean Stiles P	2022-
Jorge Cordova P	2017-2019	Gil Lopez C	1995	Brian Thorson T	1994-1995
Phil Clark H	2015	Steve McCatty P	1996-1998	Tim Torricelli H	1998
Eddie Dennis C	2019	Sean McFarland T	2022-	Corey Tremble T	2009-2010
Joe DePastino	2008-2010	T.J. Obergfell T	2014-2016	John Vander Wal C/H	2018-2019
Cody Derby T	2021	Ben Oglivie H	2011	Chris Vernon T	2004-2005
Benny Distefano H	2007-2009	Lance Parrish	2018-2019	Chris Vick T	2019
Mariano Duncan H	2018	Larry Parrish	2013	Matt Walbeck	2004-2006
Scott Dwyer H	2012-2013	Brayan Peña	2021-	C.J. Wamsley H	2022-
Bruce Fields	1997-2000	Jay Pierson T	2006-2007	Todd Wilke T	2002-2003
Barbaro Garbey H	2003	Mike Quade	1996	Ernie Young	2011-2012
Brent Gates	2001	Luis Quinones	2010		
Joe Georger P	2000-2001	Mike Rabelo	2017		

P = Pitching Coach - H = Hitting Coach - C = Coach - T = Trainer - Remaining are Managers

Milestone Wins

Victory	Date	Opp.	Score	Winner	Loser
1	04/09/94	at South Bend	10-9	Zongor	Bailey
100	05/29/95	at Fort Wayne	12-11 (10)	Rajotte	Gourdin
200	07/31/96	vs. South Bend	3-2	Gunther	Filbeck
300	08/13/97 (Game Two)	vs. Michigan	3-0 (7)	Romo	Welch
400	04/23/99 (Game Two)	vs. Michigan	3-2 (7)	Buller	Nannini
500	06/11/00	vs. Kane County	10-0	Van Hekken	Sauer
600	08/01/01	vs. Burlington	7-6	Stockman	Stiles
700	04/12/03	vs. Battle Creek	4-3	Graham	Garcia
800	07/09/04	vs. Fort Wayne	8-7	Rodriguez	Pence
900	08/22/05	vs. Fort Wayne	3-0	Hahn	Ekstrom
1,000	04/17/07	vs. Clinton	5-0	Cody	Ballard
1,500	08/26/13	vs. Lake County	4-1	Knebel	Davenport



WHITECAPS IN THE MAJORS

Caps In The Majors

2022 WHITECAPS

SEASON REVIEW

OPPONENTS

HISTORY

RECORDS

DETROIT TIGERS

MEDIA

BATTERS	YEAR WITH 'CAPS	TEAM
Adames, Willy	2014	Rays (18-21), Brewers (22)
Avila, Alex	2008	Tigers (09-15, 17), White Sox (16), Cubs (17), Diamondbacks (18-19), Twins (20), Nationals (21)
Brantly, Rob	2010-11	Marlins (12-13), White Sox (15, 17), Phillies (19), Giants (20), Yankees (21)
Cameron, Daz	2007	Tigers (20-21)
Casali, Curt	2011-12	Rays (14-17), Reds (18-20), Giants (21)
Castellanos, Nick	2011	Tigers (13-19), Cubs (19), Reds (20-21)
Castro, Harold	2014	Tigers (18-21)
Garcia, Avisail	2009-10	Tigers (12-13), White Sox (13-18), Rays (19), Brewers (20-21)
Greiner, Grayson	2014	Tigers (18-21)
Hill, Derek	2015-17	Tigers (20-21)
Joyce, Matt	2006	Tigers (08), Rays (09-14), Angels (15), Pirates (16), Athletics (17-18), Braves (19), Marlins (20), Phillies (21)
Leyba, Domingo	2014	Diamondbacks (19, 21), Orioles (21)
Maybin, Cameron	2006	Tigers (07, 16, 20), Marlins (08-10, 18), Padres (12-14), Braves (15), Angels (17), Astros (17), Mariners (18), Yankees (19), Cubs (20), Mets (21)
McCann, James	2011	Tigers (14-18), White Sox (19-20), Mets (21)
Paredes, Isaac	2017	Tigers (20-21)
Perez, Hernan	2009-11	Tigers (12-15), Brewers (15-19), Cubs (20), Nationals (21)
Robson, Jacob	2017	Tigers (21)
Suarez, Eugenio	2012	Tigers (14), Reds (15-21)

PITCHERS	YEAR WITH 'CAPS	TEAM
Burrows, Beau	2016	Tigers (20-21), Twins (21)
Carlton, Drew	2017	Tigers (21)
Castro, Anthony	2017	Tigers (20), Blue Jays (21)
Farmer, Buck	2014	Tigers (14-21)
Foley, Jason	2017	Tigers (21)
Funkhouser, Kyle	2017	Tigers (20-21)
Garcia, Bryan	2016-17	Tigers (19-21)
Green, Chad	2014	Yankees (16-21)
Jimenez, Joe	2015	Tigers (17-21)
Knebel, Corey	2013	Tigers (14), Brewers (15-20), Dodgers (21)
Manning, Matt	2017-18	Tigers (21)
Mantiply, Joe	2014	Tigers (16), Yankees (19), Diamondbacks (20-21)
Ryan, Kyle	2011-12	Tigers (14-17), Cubs (19-21)
Schreiber, John	2017	Tigers (19-20), Red Sox (21)
Sittinger, Brandyn	2018	Diamondbacks (21)
Skubal, Jarik	2018	Tigers (20-21)
Smith, Drew	2016	Mets (18, 20-21)
Soto, Gorgoy	2017	Tigers (19-21)
Speier, Gabe	2015	Royals (19-21)
Turnbull, Spencer	2015	Tigers (18-21)
Vest, Will	2018	Mariners (21)
Watkins, Spenser	2015-17	Orioles (21)

-This is a list of former Whitecaps that spent all or part of the 2021 season in the Major Leagues.

League Champions

1947 - Belleville	1972 - Danville	1997 - Lansing
1948 - West Frankfort	1973 - Wisconsin Rapids	1998 - West Michigan
1949 - Paducah	1974 - Danville	1999 - Burlington
1950 - No Champion	1975 - Waterloo	2000 - Michigan
1951 - Danville	1976 - Waterloo	2001 - Kane County**
1952 - Decatur	1977 - Burlington	2002 - Peoria
1953 - Decatur	1978 - Appleton	2003 - Lansing
1954 - Danville	1979 - Quad City	2004 - West Michigan
1955 - Dubuque	1980 - Waterloo	2005 - South Bend
1956 - Paris	1981 - Wausau	2006 - West Michigan
1957 - Decatur	1982 - Appleton	2007 - West Michigan
1958 - Waterloo	1983 - Appleton	2008 - Burlington
1959 - Waterloo*	1984 - Appleton	2009 - Fort Wayne
1960 - Waterloo*	1985 - Kenosha	2010 - Lake County
1961 - Quincy	1986 - Waterloo	2011 - Quad Cities
1962 - Dubuque	1987 - Kenosha	2012 - Wisconsin
1963 - Clinton*	1988 - Cedar Rapids	2013 - Quad Cities
1964 - Fox Cities	1989 - South Bend	2014 - Kane County
1965 - Burlington*	1990 - Quad City	2015 - West Michigan
1966 - Fox Cities	1991 - Clinton	2016 - Great Lakes
1967 - Appleton	1992 - Cedar Rapids	2017 - Quad Cities
1968 - Quad City	1993 - South Bend	2018 - Bowling Green
1969 - Appleton*	1994 - Cedar Rapids	2019 - South Bend
1970 - Quincy	1995 - Beloit	2020 - No Champion (COVID-19)
1971 - Quad Cities	1996 - West Michigan	2021 - Quad Cities

* - No Playoff. Team with best record declared champion.

** - Playoffs canceled due to 9/11 terrorist attacks. Kane County declared champion as they held 1-0 lead over South Bend.

Milestone Debuts

Catcher George Williams became the first Whitecap to play in the Major Leagues on July 13, 1995. He played four seasons with the Athletics and Padres, experiencing his best year in 1997 (.289, 3 HR, 22 RBI). On August 31, 2012, outfielder Avisail Garcia became the 100th former Whitecap to reach the Big Leagues.

RECORDS



The Whitecaps welcomed a new home run king in 2021, as infielder Rey Rivera tied Kelly Hunt's 2004 record of 21 homers in a single-season, while breaking Jeramy Laster record for all-time home runs with 34 homers spanning his three seasons in West Michigan.



ALL-TIME STANDINGS AND RESULTS

All-Time Standings

YEAR	FIRST HALF				SECOND HALF				MANAGER	ATT.
	W-L	PCT.	POS.	GA/GB	W-L	PCT.	POS.	GA/GB		
1994	34-35	.493	6th	10.0	40-30	.571	2nd	5.0	Jim Colborn	475,212
1995	35-33	.515	2nd	1.0	32-36	.471	4th	7.0	Jim Colborn	507,989
1996	38-30	.559	1st	+3.0	39-31	.557	T-1st	0.0	Mike Quade	547,401
1997	46-17	.730	1st	+11.0	46-22	.676	1st	+11.0	Bruce Fields	536,029
1998	43-29	.597	1st	+2.0	40-28	.588	2nd	3.0	Bruce Fields	500,083
1999	29-41	.414	5th	9.0	39-31	.557	2nd	2.5	Bruce Fields	457,350
2000	44-26	.629	1st	+6.5	44-26	.629	2nd	4.0	Bruce Fields	436,751
2001	33-34	.493	3rd	6.5	32-38	.457	5th	12.5	Brent Gates	422,892
2002	41-29	.586	2nd	1.0	42-28	.600	1st	+1.0	Phil Regan	400,166
2003	37-33	.529	3rd	4.0	30-40	.429	5th	14.0	Phil Regan	361,545
2004	29-40	.420	5th	12.5	40-30	.571	1st	+1.0	Matt Walbeck	390,033
2005	33-37	.471	5th	8.0	40-30	.571	2nd	3.0	Matt Walbeck	370,153
2006	41-26	.612	1st	+1.0	48-22	.686	1st	+7.0	Matt Walbeck	356,155
2007	38-32	.543	2nd	6.0	45-25	.643	1st	+2.0	Tom Brookens	377,412
2008	37-31	.544	2nd	1.0	35-34	.507	4th	7.5	Joe DePastino	367,532
2009	43-27	.614	2nd	2.0	38-32	.543	3rd	11.0	Joe DePastino	356,637
2010	26-43	.377	8th	18.0	36-34	.514	3rd	11.0	Joe DePastino	371,575
2011	32-37	.464	6th	8.5	38-32	.543	4th	10.0	Ernie Young	372,555
2012	36-34	.514	3rd	11.5	36-34	.514	T-4th	6.0	Ernie Young	362,554
2013	33-37	.471	4th	11.5	36-33	.522	5th	7.5	Larry Parrish	377,948
2014	41-29	.586	1st	+0.5	41-29	.586	2nd	2.0	Andrew Graham	391,653
2015	33-36	.418	6th	8.5	42-28	.600	2nd	3.0	Andrew Graham	391,055
2016	39-28	.582	2nd	1.0	32-37	.464	5th	14.5	Andrew Graham	386,416
2017	45-22	.671	1st	+5.5	46-23	.667	1st	+4.5	Mike Rabelo	383,983
2018	36-34	.514	3rd	11.5	33-36	.478	4th	10.5	Lance Parrish	386,609
2019	21-48	.304	8th	23	28-42	.400	8th	14.5	Lance Parrish	360,295
2020	0-0	.000	—	—	0-0	.000	—	—	Brayan Pena	—
2021	27-33	.450	—	—	31-29	.517	—	—	Brayan Pena	228,071
Totals	970-881	.524	—	—	1,029-869	.542	—	—	—	10,876,054
Overall Record:	1,999-1,721 (.537)									

Playoff History

Year	Record	Results	Opponents
1994	0-2	Lost in First Round	Rockford (0-2)
1995	3-3	Lost in Second Round	Kane County (2-1), Michigan (1-2)
1996	7-2	Won Championship	Lansing (2-1), Rockford (2-0), Wisconsin (3-1)
1997	0-2	Lost in First Round	Fort Wayne (0-2)
1998	7-2	Won Championship	Michigan (2-1), Clinton (2-0), Rockford (3-1)
2000	1-2	Lost in First Round	Dayton (1-2)
2002	3-2	Lost in Second Round	Dayton (2-0), Lansing (1-2)
2004	7-3	Won Championship	Lansing (2-1), South Bend (2-0), Kane County (3-2)
2005	2-2	Lost in Second Round	Fort Wayne (2-0), South Bend (0-2)
2006	7-2	Won Championship	Fort Wayne (2-1), Lansing (2-0), Kane County (3-1)
2007	7-2	Won Championship	Lansing (2-0), South Bend (2-0), Beloit (3-2)
2008	1-2	Lost in First Round	South Bend (1-2)
2009	1-2	Lost in First Round	Great Lakes (1-2)
2010	1-2	Lost in First Round	Lake County (1-2)
2014	1-2	Lost in First Round	Fort Wayne (1-2)
2015	7-3	Won Championship	Fort Wayne (2-0), Lansing (2-1), Cedar Rapids (3-2)
2016	3-3	Lost in Second Round	South Bend (2-1), Great Lakes (1-2)
2017	1-2	Lost in First Round	Dayton (1-2)
2018	2-2	Lost in Second Round	Great Lakes (2-0), Bowling Green (0-2)
Playoff Record.....			61-42
First Round Record.....			28-22
Second Round Record.....			15-11
Championship Round Record.....			18-9
Series Record.....			23-13
Playoff Appearances.....			19
Most Consecutive Playoff Appearances.....			7 (2004-2010)
MWL Championship Appearances.....			6 ('96, '98, '04, '06, '07, '15)
MWL Championships.....			6 ('96, '98, '04, '06, '07, '15)

Top Ten Single-Game Attendance All-Time at Fifth Third Ballpark

NO.	ATT.	DATE	OPPONENT	PROMOTION
1.	12,171	Saturday, July 30, 2005	SW Michigan Devil Rays	Fireworks
2.	11,800	Sunday, August 27, 2000	Wisconsin Timber Rattlers	Shirt off our Back/Youth Jersey
3.	11,529	Saturday, August 23, 2003	Fort Wayne Wizards	Fireworks/Fan Appreciation
4.	11,466	Saturday, August 26, 2000	Wisconsin Timber Rattlers	Fireworks/Fan Appreciation
5.	11,096	Saturday, July 31, 2004	Peoria Chiefs	Fireworks/Thundersticks
6.	10,979	Friday, July 3, 1998	Lansing Lugnuts	Fireworks/Live Concert
7.	10,944	Sunday, August 31, 1997	Lansing Lugnuts	Posters
8.	10,908	Saturday, August 23, 1997	Beloit Snappers	Koozies/Live Concert
9.	10,854	Saturday, August 31, 2002	Wisconsin Timber Rattlers	Fireworks/Fan Appreciation
10.	10,784	Saturday, August 2, 1997	Peoria Chiefs	Foam Fingers

TEAM RECORDS



2022 WHITESAPS

SEASON REVIEW

OPPONENTS

HISTORY

RECORDS

DETROIT TIGERS

MEDIA

Top Overall Records

Wins	Year	Percentage	Year
92	1997	.702 (92-39)	1997
91	2017	.669 (91-45)	2017
89	2006	.650 (89-48)	2006
88	2000	.629 (88-52)	2000
83	'98, '02, '07	.593 (83-57)	'98, '02, '07

Top First-Half Records

Wins	Year	Percentage	Year
46	1997	.730 (46-17)	1997
45	2017	.672 (45-22)	2017
44	2000	.629 (44-26)	2000
43	2009	.614 (43-27)	2009
43	1998	.612 (41-26)	2006

Top Second-Half Records

Wins	Year	Percentage	Year
48	2006	.686 (48-22)	2006
46	'97, '17	.676 (46-22)	1997
45	2007	.667 (46-23)	2017
44	2000	.643 (45-25)	2007
42	'02, '15	.629 (44-26)	2000

Top Home Records

Wins	Year	Percentage	Year
51	2017	.729 (51-19)	2017
49	1997	.721 (49-19)	1997
45	2007	.643 (45-25)	2014
45	2014	.625 (45-27)	2007
43	5 times	.623 (43-26)	2006

Top Road Records

Wins	Year	Percentage	Year
46	2000	.683 (43-20)	1997
46	2006	.676 (46-22)	2006
44	2002	.657 (46-24)	2000
43	1997	.629 (44-26)	2002
41	1998	.606 (40-26)	2017

Top Extra Innings Records

Wins	Year	Percentage	Year
13	2017	.813 (13-3)	2017
11	'06, '14	.769 (10-3)	2015
10	'02, '05, '15	.714 (10-4)	2002
		.667 (8-4)	2009
		.647 (11-6)	2006

Top Day Records

Wins	Year	Percentage	Year
22	'97, '17	.786 (22-6)	1997
21	2014	.730 (22-9)	2017
21	1998	.656 (21-11)	2001
21	'01, '07	.645 (20-11)	2002
20	'02, '06, '18	.636 (21-12)	1998

Bold indicates 2021 season

Top Night Records

Wins	Year	Percentage	Year
70	1997	.680 (70-33)	1997
70	2000	.667 (70-35)	2006
70	2006	.657 (69-36)	2017
69	2017	.654 (70-37)	2000
63	2002	.581 (61-44)	2014

Top One-Run Records

Wins	Year	Percentage	Year
32	2002	.681 (32-15)	2002
30	1997	.667 (30-15)	1997
30	2014	.657 (23-12)	2017
28	2008	.619 (26-16)	2006
27	'05, '15	.614 (27-17)	2005

Top April Records

Wins	Year	Percentage	Year
15	2017	.789 (15-4)	1997
15	'97, '06, '08	.737 (14-5)	2009
14	'14, '18	.684 (13-6)	2000
14	'01, '03, '09	.682 (15-7)	2006
		.650 (13-7)	1995

Top May Records

Wins	Year	Percentage	Year
21	1997	.724 (21-8)	1997
20	'00, '17	.714 (20-8)	2017
19	2016	.704 (19-8)	2016
18	2002	.643 (18-10)	2002
17	2014	.609 (14-9)	2021

Top June Records

Wins	Year	Percentage	Year
19	1997	.731 (19-7)	2000
19	2000	.708 (17-7)	2017
19	2007	.703 (19-8)	1997
17	'99, '14, '17	.680 (17-8)	2014
		.679 (19-9)	2007

Top July Records

Wins	Year	Percentage	Year
23	2006	.793 (23-6)	2006
20	1997	.731 (19-7)	2017
19	'02, '14, '17	.690 (20-9)	1997
17	'99, '00, '05, '09	.679 (19-9)	2014
		.655 (19-10)	2002

Top Aug./Sep. Records

Wins	Year	Percentage	Year
26	2004	.722 (26-10)	2004
24	1998	.686 (24-11)	1998
23	2010	.667 (20-10)	2002
22	2015	.656 (21-11)	1994
21	'94, '07	.639 (23-13)	2010



TEAM RECORDS

2022 WHITECAPS

SEASON REVIEW

OPPONENTS

HISTORY

RECORDS

DETROIT TIGERS

MEDIA

Average	
.274	2009
.273	1997
.268	2007
.266	2016
.264	2017
.262	2010
.257	2008
.257	2014
.256	2015
.255	2011

Home Runs	
95	2021
94	2004
90	2013
86	1997
81	2012
78	1994
77	2011
74	2007
73	1999
71	1996

Runs Batted In	
631	2009
627	1999
619	1997
590	2007
584	2000
575	2017
575	2006
573	2002
572	1998
558	1994

Runs Scored	
698	1997
696	1999
693	2009
685	2000
660	1998
650	1995
648	2007
639	1996
637	2017
637	1994

Stolen Bases	
226	1995
205	2001
197	1999
191	1994
188	1998
181	2007
175	2000
172	2016
168	1997
162	2008

Triples	
51	2002
50	2003
48	2016
48	2006
47	2018
46	2015
45	2009
43	2007
43	2004
43	1999

Wins	
92	1997
91	2017
89	2006
88	2000
83	2007
83	2002
83	1998
82	2014
81	2009
77	1996

Losses	
90	2019
77	2010
73	2003
72	2001
72	1999
70	2018
70	2013
70	2004
69	2011
69	1995

Saves	
49	2014
49	2006
47	2017
47	1997
45	1996
43	2015
43	2011
42	2016
42	2007
40	2013

Innings Pitched	
1,278.2	2014
1,263.0	2012
1,258.1	2005
1,248.0	2002
1,245.1	2009
1,237.0	2007
1,235.2	1998
1,235.2	2006
1,231.2	2004
1,221.1	2017

Earned Run Average	
2.67	1997
2.77	2017
2.96	2006
2.98	2000
3.01	1998
3.05	2014
3.29	2008
3.31	2007
3.42	1996
3.42	1994

Hits Allowed	
1,224	2012
1,214	2016
1,197	2015
1,189	2004
1,182	2005
1,172	2002
1,170	1999
1,169	2013
1,166	2019
1,166	2007

Walks	
570	1999
550	1995
547	2002
545	2001
536	2000
495	1996
484	2010
483	1994
481	2019
472	2003

Strikeouts	
1,260	2017
1,207	2014
1,177	1998
1,140	2018
1,100	2019
1,090	1996
1,086	2021
1,081	2007
1,061	2009
1,054	2001 & 2011

Home Runs Allowed	
92	2021
80	1999
78	2018
76	2019
76	2007
76	2005
75	1998
74	2010
73	2011
72	2017

Bold indicates 2021 season

SINGLE-SEASON BATTING RECORDS



2022 WHITESAPS

SEASON REVIEW

OPPONENTS

HISTORY

RECORDS

DETROIT TIGERS

MEDIA

Average*

.341	Robert Fick	1997
.339	Will Maddox	2016
.323	Wynton Bernard	2014
.317	Ronnie Merrill	2001
.320	Juan Francia	2004
.315	Gustavo Nunez	2009
.313	Scott Sollmann	1997
.312	Nick Castellanos	2011
.311	Billy Nowlin	2009
.309	James Skelton	2007

On-Base Percentage*

.429	Robert Fick	1997
.423	Scott Sollmann	1997
.415	Dane Walker	1996
.413	Jamie Johnson	2010
.407	Demond Smith	1995
.402	James Skelton	2007
.399	Bryan Pounds	2009
.398	Corey Richardson	2000
.394	Wynton Bernard	2014
.390	Billy Nowlin	2009

Slugging Percentage*

.566	Robert Fick	1997
.536	Demond Smith	1995
.501	Michael Hollimon	2006
.483	Ben Guez	2009
.483	Billy Nowlin	2009
.480	Jacques Landry	1997
.468	Mike Gerber	2015
.468	Jeremy Laster	2007
.466	Brian DuBose	1997
.461	Mike Hernandez	2006

Games

138	Brent Clevlen	2003
137	Jeff Frazier	2005
137	Victor Mendez	2003
137	Juan Tejada	2002
136	Kelly Hunt	2004
136	David Mattle	2002
135	Mike Gerber	2015
135	Eugenio Suarez	2012
135	Nick Castellanos	2011
135	Jason Knoedler	2002

At-Bats

558	Javier Betancourt	2014
546	Kelly Hunt	2004
537	Jeff Frazier	2005
530	Dominic Ficociello	2014
527	Raph Rhymes	2014
524	Ross Kivett	2015
524	Juan Tejada	2002
523	Chad Wright	2012
522	Nook Logan	2001
514	Wade Gaynor	2010

Plate Appearances

605	Jeff Frazier	2005
603	Eugenio Suarez	2012
603	Dane Walker	1996
596	Juan Tejada	2002
591	Javier Betancourt	2014
591	Chad Wright	2012
586	Ross Kivett	2015
586	Juan Francia	2002
584	Nook Logan	2001
583	Mike Gerber	2015

Hits

173	Will Maddox	2016
164	Wynton Bernard	2014
158	Nick Castellanos	2011
158	Robert Fick	1997
157	Juan Tejada	2002
154	Jeff Frazier	2005
150	Mike Gerber	2015
150	Javier Betancourt	2014
150	Kelly Hunt	2004
147	Eugenio Suarez	2012

Home Runs

21	Rey Rivera	2021
21	Kelly Hunt	2004
19	Garth McKinney	2004
17	Lance Durham	2013
16	James Robbins	2011
16	Jeremy Laster	2007
16	Ryan Strieby	2007
16	Wilkin Ramirez	2005
16	Robert Fick	1997
16	Jacques Landry	1997

Total Bases

262	Robert Fick	1997
243	Jeff Frazier	2005
241	Kelly Hunt	2004
240	Mike Gerber	2015
236	Juan Tejada	2002
225	Michael Hollimon	2006
224	Wynton Bernard	2014
224	Wade Gaynor	2010
221	Nick Castellanos	2011
219	Richard Gomez	1999

Singles

146	Will Maddox	2016
127	Scott Sollmann	1997
123	Javier Betancourt	2014
122	Jose Azocar	2016
122	Wynton Bernard	2014
118	Juan Francia	2004
116	Juan Francia	2002
115	Gustavo Nunez	2009
114	Avisail Garcia	2010
113	Justin Henry	2008

Doubles

50	Robert Fick	1997
45	Jeff Frazier	2005
39	Wade Gaynor	2010
38	Chris Wakeland	1997
36	Nick Castellanos	2011
36	Leo Daigle	1999
35	Will Allen	2016
35	Aaron Westlake	2012
35	Raph Rhymes	2014
34	Four Tied	

Triples

14	Willy Adames	2014
13	Michael Hollimon	2006
12	Richard Gomez	1999
11	Kody Kirkland	2004
11	Victor Mendez	2003
10	Mike Gerber	2015
10	Gustavo Nunez	2009
10	Jordan Newton	2008
10	David Mattle	2002
10	Ryan Grimmett	1998

Runs

100	Robert Fick	1997
97	Dane Walker	1996
94	Juan Francia	2002
91	Wynton Bernard	2014
91	Wade Gaynor	2010
89	Richard Gomez	1999
89	Scott Sollmann	1997
87	Brent Wyatt	2009
84	Gorkys Hernandez	2007
83	Juan Tejada	2002

Runs Batted In

106	Juan Tejada	2002
102	Kelly Hunt	2004
91	Antuan Bunkley	1998
90	Robert Fick	1997
86	Brennan Boesch	2007
86	Matt Joyce	2006
82	Duane Filchner	1996
81	Jeff Frazier	2005
81	Richard Gomez	1999
80	Wade Gaynor	2010

Extra-Base Hits

69	Robert Fick	1997
61	Jeff Frazier	2005
57	Michael Hollimon	2006
54	Mike Gerber	2015
53	Wade Gaynor	2010
53	Ben Guez	2009
51	Kody Kirkland	2004
51	Juan Tejada	2002
49	Kelly Hunt	2004
48	Lance Durham	2013

*Typical minimum of 378 plate appearances to qualify for batting leader

Bold indicates 2021 Whitecap



SINGLE-SEASON BATTING RECORDS

2022 WHITECAPS

SEASON REVIEW

OPPONENTS

HISTORY

RECORDS

DETROIT TIGERS

MEDIA

OPS (On-Base + Slug)*		
.995	Robert Fick	1997
.887	Michael Hollimon	2006
.873	Billy Nowlin	2009
.851	Brian DuBose	1997
.850	James Skelton	2007
.844	Cameron Maybin	2006
.836	Wynton Bernard	2014
.841	Richard Gomez	1999
.822	Mike Gerber	2015
.822	Juan Tejeda	2002

Stolen Bases		
67	Nook Logan	2001
66	Richard Gomez	1999
64	Pedro Santana	1998
54	Gorkys Hernandez	2007
53	Juan Francia	2002
52	Jason McDonald	1994
51	Jose Castro	1995
48	Ryan Grimmatt	1998
45	Wynton Bernard	2014
45	Gustavo Nunez	2009

Walks		
112	Dane Walker	1996
98	Jamie Johnson	2010
94	Corey Richardson	2000
92	Andres Torres	1999
86	Alex Miranda	1996
81	Jason McDonald	1994
79	Scott Sollman	1997
77	Michael Hollimon	2006
76	Jose Castro	1995
75	Two Tied	

BB/K Ratio*		
1.49	Dane Walker	1996
1.48	Don Kelly	2002
1.34	Pedro Cotto	2006
1.29	Jamie Johnson	2010
1.22	Justin Henry	2008
1.22	Scott Sizemore	2007
1.14	Tony Giarratano	2004
1.11	Ramon Hernandez	1996
1.04	Jason Krizan	2012
1.04	James Skelton	2007

Hitting Streaks		
32	Robert Fick	1997
21	Devon Travis	2013
19	Vince Blue	2004
18	Brent Wyatt	2009
17	Dominic Ficociello	2014
17	Jeff Rowland	2010
17	Juan Francia	2004
17	Juan Gonzalez	2003
17	Antuan Bunkley	1998
16	Austin Murr/Rob Brantly	'10, '21

At-Bats Per K*		
14.52	Pedro Cotto	2006
13.19	Justin Henry	2008
11.38	Don Kelly	2002
9.55	Will Rhymes	2006
9.39	Juan Francia	2004
8.78	Steve Young	2005
7.94	Ross Kivett	2015
7.79	Ron Bush	1999
7.69	Chad Wright	2012
7.69	Antuan Bunkley	1998

Caught Stealing		
25	Gustavo Nunez	2009
23	Jason McDonald	1994
20	Jose Castro	1995
19	Wynton Bernard	2014
19	Juan Francia	2004
19	Nook Logan	2001
19	Emil Brown	1995
18	Andres Torres	1999
16	Vicente Francisco	1994
14	Four Tied	

Strikeouts		
175	Garth McKinney	2004
158	James Robbins	2011
151	Neil Jenkins	2000
149	Kody Kirkland	2004
145	Jason Knoedler	2002
144	Luis Sabino	2004
143	Wilkin Ramirez	2005
141	Jeremy Laster	2007
137	Alex Steele	1998
136	Lance Durham	2013

Runs Per Game*		
.82	Robert Fick	1997
.76	Clete Thomas	2005
.76	Dane Walker	1996
.74	Scott Sollman	1997
.73	Gustavo Nunez	2009
.73	Juan Francia	2002
.72	Brian DuBose	1997
.71	Derek Hill	2016
.70	Ramon Santiago	2000
.70	Wynton Bernard	2014

Walk Average* (BB/PA)		
.235	Dane Walker	1996
.226	Andres Torres	1999
.208	Alex Miranda	1996
.207	Corey Richardson	2000
.200	Jason McDonald	1994
.191	Alex Miranda	1995
.185	Jose Castro	1995
.184	Brian DuBose	1997
.176	Jamie Johnson	2010
.175	Luis Sabino	2005

At-Bat Per HR*		
15.38	Rey Rivera	2021
18.00	Eric Munson	1999
21.68	Garth McKinney	2004
23.06	Jacques Landry	1997
23.87	Brian DuBose	1997
24.44	Jeremy Laster	2007
24.76	Lance Durham	2013
26.00	Kelly Hunt	2004
26.30	Derrick White	1996
26.85	Mike Hernandez	2006

Intentional Walks		
11	Robert Fick	1997
8	Juan Tejeda	2002
7	Jordan Lennerton	2009
7	David Mattle	2002
6	Michael Hollimon	2006
6	Ben Grieve	1995
6	Alex Miranda	1995
5	Scott Sollman	1997
5	Chris Wakeland	1997
5	Duane Filchner	1996

Hit By Pitches		
23	Brent Wyatt	2009
20	Billy Nowlin	2009
19	Ryan Neill	2001
15	Eugenio Suarez	2012
15	Corey Jones	2010
15	Jake Anthony	2000
13	Jared Reaves	2013
13	Joe Tucker	2008
13	Kody Kirkland	2004
12	Six Tied	

RBI Per Game*		
.77	Juan Tejeda	2002
.75	Kelly Hunt	2004
.75	Brian DuBose	1997
.74	Robert Fick	1997
.72	Mike Hernandez	2006
.71	Antuan Bunkley	1998
.70	Matt Joyce	2006
.69	Billy Nowlin	2009
.68	Three Tied	

Errors		
46	Neil Jenkins 3B	2000
45	Jon Valenti 3B, SS	1996
41	Audy Ciriaco SS	2008
39	Carlos Jimenez SS	1999
37	Jeff D'Amico 3B, SS	1995
37	Juan Francia 2B	2002
35	Hernan Perez SS	2010
33	Wenceel Perez, SS	2019
33	Matt Boone 3B	1999
33	Ron Bush 2B, SS	1999

*Typical minimum of 378 plate appearances to qualify for batting leaders

Bold indicates 2021 Whitecap

SINGLE-SEASON PITCHING RECORDS



2022 WHITESAPS

SEASON RANKING

OPPONENTS

HISTORY

RECORDS

DETROIT TIGERS

MEMO

Wins

16	Jon Connolly	2003
16	Andy Van Hekken	2000
15	Chad Petty	2002
15	Dave Borkowski	1997
15	Clay Bruner	1997
14	Six Tied	

Losses

13	Trevor Feeny	2010
13	Shane Loux	1998
12	Fernando Perez	2015
12	Mark Woodyard	2001
12	Bobby Sismondo	1999
11	Eight Tied	

Winning Percentage*

.857	Alfredo Figaro	2008
.842	Jon Connolly	2003
.833	Austin Kubitzka	2014
.833	Dave Borkowski	1997
.833	Clay Bruner	1997
.824	Burke Badenhop	2006
.800	Calvin Chipperfield	2000
.786	Spencer Turnbull	2015
.737	Jon Kibler	2008
.727	Jonathon Crawford	2014

Innings Pitched

184.2	Trevor Feeny	2010
174.2	Nate Cornejo	1999
172.0	Alan Webb	1998
169.1	Bobby Sismondo	1999
171.1	Erik Averill	2006
171.0	Burke Badenhop	2006
168.1	Virgil Vasquez	2004
166.1	Jordan Tata	2004
166.1	Kevin McDowell	2002
166.1	Clay Bruner	1997

Earned Run Average*

1.41	Jon Connolly	2003
1.75	Jon Kibler	2008
1.96	Craig Quintal	1997
2.05	Alfredo Figaro	2008
2.13	Calvin Chipperfield	2000
2.27	Kevin Ziomek	2014
2.28	Derek Manning	1994
2.34	Austin Kubitzka	2014
2.38	Clay Bruner	1997
2.45	Andy Van Hekken	2000

Games Started

29	Trevor Feeny	2010
29	Scott Rivette	1996
28	Kyle Ryan	2012
28	Luke Putkonen	2009
28	Erik Averill	2006
28	Jordan Tata	2004
28	Matt Coenen	2002
28	Chad Petty	2002
28	Nate Cornejo	1999
28	Shane Loux	1998

Complete Games

5	Jon Connolly	2003
4	Nate Cornejo	1999
4	Dave Borkowski	1997
3	Several Tied	

Games

62	Greg Watson	2000
59	Anthony Tomey	2005
58	John Birtwell	2002
56	Brett Jensen	2007
55	Juan Figueroa	2003
55	Jordan Gerck	2003
55	Mike Kobow	2002
54	Eulogio De la Cruz	2004
52	Four Tied	

Shutouts

3	Calvin Chipperfield	2000
2	Giovanni Soto	2010
2	Alfredo Figaro	2008
2	Ramon Garcia	2006
2	Jon Connolly	2003
2	Chad Petty	2002
2	Craig Johnson	1998
2	Alan Webb	1998
2	Dave Borkowski	1997
2	Clay Bruner	1997
2	Craig Quintal	1997

Runs

96	Shane Loux	1998
94	Chris Steinborn	2004
89	Erik Averill	2006
87	Nate Cornejo	1999
86	Bobby Sismondo	1999
85	Kyle Ryan	2012
85	Trevor Feeny	2010
85	Lauren Gagnier	2007
85	Lee Rodney	2001
83	Two Tied	

Earned Runs

81	Shane Loux	1998
78	Brandon Hamilton	2009
75	Edgar De La Rosa	2013
73	Lauren Gagnier	2007
73	Andrew Kown	2005
72	Brian Rogers	2004
72	Mark Woodyard	2001
72	Nate Cornejo	1999
71	Three Tied	

Hits

216	Trevor Feeny	2010
184	Shane Loux	1998
176	Kyle Ryan	2012
173	Chris Steinborn	2004
173	Nate Cornejo	1999
171	Erik Averill	2006
170	Burke Badenhop	2006
168	Tim Kubinski	1994
167	Jordan Tata	2004
163	Brian Rogers	2004

Walks

78	Humberto Sanchez	2003
77	Chad Petty	2002
72	Andy Smith	1995
70	Lee Rodney	2001
69	Mark Woodyard	2001
69	Juan Moreno	1996
68	Jordan Tata	2004
68	Jason Moates	2002
68	Andy Smith	1996
67	Nate Cornejo	1999

Strikeouts

202	Alan Webb	1998
160	Duane Below	2007
152	Kevin Ziomek	2014
151	Calvin Chipperfield	2000
149	Lee Rodney	2001
142	Scott Rivette	1996
141	Matt Coenen	2002
140	Austin Kubitzka	2014
135	Bobby Sismondo	1999
135	Clay Bruner	1997

Home Runs

15	Alfred Gutierrez	2017
15	Dave Borkowski	1997
14	Virgil Vasquez	2004
14	Craig Johnson	1998
14	Lee Rodney	2001
14	Lauren Gagnier	2007
13	Victor Larez	2010
13	Shane Loux	1998
13	Andrew Kown	2005
12	Five Tied	

*Typical minimum of 112 innings pitched to qualify for pitching leaders

Bold indicates 2021 Whitecap



SINGLE-SEASON PITCHING RECORDS

2022 WHITECAPS

SEASON REVIEW

OPPONENTS

HISTORY

RECORDS

DETROIT TIGERS

MEDIA

Saves		
35	Francisco Cordero	1997
31	Mike Kobow	2002
30	Greg Watson	2000
28	Orlando Perdomo	2006
28	Jose Castillo	1998
28	Bob Kazmirski	1996
23	Brett Jensen	2007
19	Four Tied	

Wild Pitches		
19	Todd Weinberg	1995
17	Nathan Newman	2010
16	Brian McGowan	1999
15	Lauren Gagnier	2007
15	Dallas Trahern	2005
15	Jordan Tata	2004
15	Shane Heams	1999
14	Five Tied	

Strikeouts/9 IP*		
11.12	Kevin Ziomek	2014
10.57	Alan Webb	1998
9.89	Duane Below	2007
9.62	Austin Kubitz	2014
9.46	Calvin Chipperfield	2000
9.05	Alfred Gutierrez	2017
8.97	Scott Baldwin	1994
8.91	Kevin Mlodik	1996
8.65	Elvin Rodriguez	2018
8.63	Chad Green	2014

Reliever Points		
115	Francisco Cordero	1997
93	Mike Kobow	2002
90	Greg Watson	2000
82	Jose Castillo	1998
80	Orlando Perdomo	2006
80	Bob Kazmirski	1996
77	Brett Jensen	2007
63	Ian Ostlund	2003
59	Joe Jimenez	2015
59	Mike Steele	2001

Opp. Batting Average*		
.181	Alan Webb	1998
.186	Calvin Chipperfield	2000
.190	Jon Kibler	2008
.201	Kevin Ziomek	2014
.202	Austin Kubitz	2014
.212	Jon Connolly	2003
.213	Alfred Gutierrez	2017
.213	Derek Manning	1994
.217	Scott Baldwin	1994
.218	Alfredo Figaro	2008

WHIP*		
0.87	Jon Kibler	2008
0.98	Alfred Gutierrez	2017
0.98	Alan Webb	1998
1.00	Jon Connolly	2003
1.02	Craig Johnson	1998
1.05	Derek Manning	1994
1.05	Craig Quintal	1997
1.05	Alfredo Figaro	2008
1.06	Dave Borkowski	1997
1.07	Ross Seaton	2015

Walks/9 IP*		
1.07	Trevor Feeney	2010
1.09	Ross Seaton	2015
1.17	A.J. Ladwig	2015
1.20	Craig Johnson	1998
1.60	Wilsen Palacios	2012
1.63	Burke Badenhop	2006
1.64	Kyle Ryan	2012
1.64	Alfred Gutierrez	2017
1.70	Dave Borkowski	1997
1.78	Craig Quintal	1997

Strikeouts/Walks*		
5.59	Trevor Feeney	2010
5.52	Alfred Gutierrez	2017
5.38	Ross Seaton	2015
5.27	Craig Johnson	1998
4.72	A.J. Ladwig	2015
4.46	Chad Green	2014
4.25	Marcelo Carreno	2012
4.00	Burke Badenhop	2006
3.94	Jon Kibler	2008
3.62	Kyle Ryan	2012

Hits/9 IP*		
5.76	Alan Webb	1998
5.95	Calvin Chipperfield	2000
6.01	Jon Kibler	2008
6.51	Kevin Ziomek	2014
6.73	Austin Kubitz	2014
6.81	Jonathon Crawford	2014
6.94	Jon Connolly	2003
7.01	Derek Manning	1994
7.20	Alfred Gutierrez	2017
7.21	Scott Baldwin	1994

*Typical minimum of 112 innings pitched to qualify for pitching leaders
 Reliever Points = three points per save + two points per win - two points per loss

Bold indicates 2021 Whitecap

Throwing Up Zeros

The 2017 West Michigan Whitecaps posted a banner year in large part because of their pitching. A staff exposed to constant change throughout the season held the lowest ERA among Midwest League teams at a combined 2.77 — also ranking as the lowest of any full-season team in Minor League Baseball. The year began with the team throwing three consecutive shutouts, and holding opponents scoreless for the first 32 straight innings to begin the season. The 28 shutouts the club recorded during that season smashed the previous record held by the Quad Cities Angels (23) set in 1974. The performances featured a number of pitchers ranked among the Detroit Tigers top prospects at that time, including Matt Manning, Greg Soto, and Kyle Funkhouser, who started on the mound in eight of those 28 shutouts.

Season Records

Most .300 Hitters	2 (1997, 2009)
Most At-Bats	4,817 (2014)
Most Hits	1,316 (2009)
Most Doubles	267 (2009)
Most Home Runs	95 (2021)
Most Consecutive Games With Home Runs	8 (2x... 2004 & 2012)
Most Total Bases	1,862 (2009)
Highest Slugging Percentage404 (1997)
Most Bases On Balls	653 (1996)
Most Sacrifice Flies	61 (2009)
Highest Fielding Percentage978 (2009)
Fewest Errors	117 (2016)
Most Consecutive Errorless Games	7 (2009)
Most Errors	231 (1995)
Most Double Plays	143 (2004)
Most Complete Games	13 (1998)
Most Shutouts	28 (2017)

ALL-TIME HIGHS AND LOWS



Whitecaps

At-Bats, 9-Inning Game.....	51, 5/30/00 vs. DAY
At-Bats, Extra Inning Game.....	73, 7/11/05 @ CLI
Runs, Game.....	21, 8/8/10, @ DAY
Runs, Inning.....	13, 1st, 7/5/09 vs. DAY
Hits, Game.....	25, (2x) Most Recent, 6/16/17 @ LAN
Doubles.....	11, 6/16/17 @ LAN
Triples.....	3 (16x), Most Recent, 6/29/15 vs. BG
Home Runs at home.....	5, 6/1/04 vs. FW
Home Runs on road.....	5 (4x), Most Recent, 9/19/21 @ LAN
Extra-Base Hits.....	14, 9/19/21 @ LAN
Runs Batted In.....	20, 7/5/09 vs. DAY
Stolen Bases.....	8 (3x), Most Recent, 5/17/07 @ QC
Left On Base.....	21, 5/16/12 @ GL
Errors.....	8 (2x), Most Recent, 4/29/08 @ WIS
Strikeouts.....	24, 4/7b/17 vs. SB
Strikeouts, 9-inn. Game.....	20, 9/1/12 vs. DAY
Walks.....	15, 4/6/00 vs. FW
Double Plays.....	6, 7/14/01 @BEL
Hit By Pitch.....	6, 5/2/08 vs. QC
Intentional Walks.....	3, 7/18/09 vs. KC
Consecutive Games with HR.....	8 (2x), 5/4/04-5/12/04, 6/10/12-6/17/12

Opponents

At-Bats, 9-Inning Game.....	49, 6/5/09 vs. GL
At-Bats, Extra Inning Game.....	67, 6/27/96 @ BEL
Runs, Game.....	18 (4x), Most Recent, 8/12/03 @ BC
Runs, Inning.....	11, 5/18/96 @ LAN
Hits, Game.....	21 (2x), 6/21/02 vs. QC, 8/31/10 vs. GL
Doubles.....	8 (2x), 8/12/03 @ BC, 8/31/10 vs. GL
Triples.....	4, 7/6/97 @ LAN
Home Runs.....	4 (8x), Most Recent, 8/4/17 @ FW
Extra-Base Hits.....	10, 8/4/17 @ FW
Runs Batted In.....	17 (4x), Most Recent 5/12/14 @ GL
Stolen Bases.....	9, 5/30/01 vs. WIS
Left On Base.....	23, 7/22/16 vs. PEO
Errors.....	6 (8x), Most Recent, 4/8/16 @ SB
Strikeouts.....	20, 7/9/05 @ CLI
Walks.....	14, 4/24/94 @ CR
Double Plays.....	6, 4/23/11 vs. LAN
Hit By Pitch.....	4 (2x), 8/17/03 vs. PEO, 7/11/10 vs. LC
Intentional Walks.....	3, 5/21/02 vs. CLI

Individual Batting

At-Bats, 9-Inning Game.....	7 (Several Times), Most Recent, Corey Jones & Michael Rockett, 8/8/10 @ DAY
At-Bats, Extra-Inning Game.....	9 (5x), Most Recent Derek Hill, 7/22/16 vs. PEO
Runs.....	5, Wynton Bernard, 7/25/14 @ CLI
Hits.....	6, Nick McIntyre, 6/29/05 @ DAY
Extra-Base Hits.....	4 (5x), Most Recent, Raph Rhymes, 7/1/14 vs. LAN
Total Bases.....	12 (3x), Michael Hollimon, 7/17/06 @ BEL
Doubles.....	3 (18x), Most Recent, Cooper Johnson, 7/31/21 @ GL
Triples.....	2 (16x), Most Recent, Derek Hill, 7/16/17 vs. QC
Home Runs.....	3, Michael Hollimon, 7/17/06 @ BEL
Consecutive Games w/HR.....	4 (2x), Antonio McKinney, 4/27/00-4/30/00, Garth McKinney, 5/4/04-5/8/04
Runs Batted In.....	8, Jeramy Laster, 8/8/07 @ CLI
Consecutive Games w/RBI.....	7, (2x), Chad Stevenson, 5/16/97-5/29/97, Bryan Pounds, 4/22/09-4/28/09
Longest Hitting Streak, Season.....	32, Robert Fick, 4/4/97-5/17/97
Stolen Bases.....	4 (4x), Most Recent, Juan Francia, 8/2/02 vs. DAY
Strikeouts, 9-Inning Game.....	5 (5x), Most Recent, Will Allen, 7/22/16 vs. PEO
Strikeouts, Extra Inning Game.....	5 (5x), Most Recent, Blaise Salter, 4/7b/17 vs. SB
Walks.....	5, Derek Mitchell, 6/23/97 vs. QC
Hit By Pitch.....	4, Casper Wells, 5/2/08 vs. QC

Bold indicates record broken or tied in 2021

2022 WHITECAPS

SEASON REVIEW

OPPONENTS

HISTORY

RECORDS

DETROIT TIGERS

MEDIA



ALL-TIME HIGHS AND LOWS

2022 WHITECAPS

SEASON REVIEW

OPPONENTS

HISTORY

RECORDS

DETROIT TIGERS

MEDIA

Individual Pitching

Innings Pitched, Starter.....	10, Craig Quintal, 8/22/97 vs. BEL
Innings Pitched, Reliever.....	8.0 (2x), Michael Howell, 8/21/03 vs. FW, Matt Hoffman, 5/1/09 @ CED
Hits.....	14 (3x), Most Recent, Brian Rogers, 8/30/04 vs. LAN
Runs.....	11, Shane Loux, 5/18/99 @ MI
Earned Runs.....	10 (5x), Most Recent, Endrys Briceno, 8/16/13 vs. LAN
Strikeouts.....	15, Alan Webb 8/26/98 @ BEL
Walks.....	8 (3x), Most Recent, Dayle Campbell, 8/8/01 @ WIS
Wild Pitches.....	5, Luke French, 8/28/05 @ PEO
Balks.....	3, Jason Moates, 7/3/02 vs. BEL
Hit Batsmen.....	4, Jason Moates, 7/8/02 @ KC
Home Runs Allowed.....	4, Alfred Gutierrez, 5/30/17, @ GL
Fewest Hits Allowed, 9-inn. Complete Game.....	0 (2x), Most Recent, Tommy Marx, 6/10/00 vs. KC
Consecutive Scoreless Innings, Starter.....	31.1, Greg Romo, 5/10/98-5/31/98
Consecutive Scoreless Innings, Reliever.....	30.1, John Schreiber, 6/11/17-8/10/17
Consecutive Innings w/o allowing an ER, Starter.....	31.1, Greg Romo, 5/10/98-5/31/98
Consecutive Innings w/o allowing an ER, Reliever.....	40.1, John Schreiber, 6/11/17-9/3/17
Consecutive Scoreless Relief Appearances.....	22, Ian Ostlund, 5/6/03-7/13/03
Consecutive Saves Converted.....	22 (2x), Jose Castillo, 5/23/98 - 9/7/98 & Greg Watson, 5/13/00-7/23/00
Consecutive Quality Starts.....	13, Jordan Tata, 6/26/04-9/1/04
Longest Winning Streak.....	12, Jon Connolly, 4/11/03-6/21/03
Longest Losing Streak.....	10, Jade Todd, 8/25/09-7/20/11

Team Miscellaneous

Most Games Above .500 in a half.....	29 (46-17) , 6/15/97
Most Games Under .500 in a half.....	27 (21-48), 6/16/19
Longest Winning Streak.....	12 (2x), 7/14/99-7/25/99, 8/5/10-8/16/10
Longest Losing Streak.....	12, 4/21/11-5/1/11
Longest Home Winning Streak.....	10 (2x), Most Recent: 5/28/14-6/19/14
Longest Road Winning Streak.....	11, 7/28/10-8/21/10
Longest Home Losing Streak.....	8, 4/25/99-5/11/99
Longest Road Losing Streak.....	9, 7/22/94-7/30/94
Longest Game, Innings.....	18, 5/5/14 vs. LC
Longest Game, Time.....	6:02, 7/22/16 vs. PEO
Longest 9-Inning Game.....	4:12, 7/8/21 @ DAY
Shortest Game, Time.....	1:19, 5/10/03 (5 Inn.) @ CR
Shortest 9-Inning Game.....	1:36, 6/24/04 @ BUR
Largest Margin of Victory.....	18, (19-1) 6/1/14 @ FW
Largest Margin of Defeat.....	16, (17-1) 5/12/14 @ GL
Largest Deficit Overcome.....	8, 5/10/09 vs. CLI
Largest Lead Surrendered.....	8 (3x), 4/9/94 @ SB, 6/2/97 vs. FW, 6/22/97 @ BUR
Fewest Hits, Game.....	0 (8x), Most Recent, 6/21b/19 @ LC
Fewest Hits Allowed, Game.....	0 (5x), Most Recent, 7/15/21 vs. FW
Grand Slams, Season.....	3 (2021)
Inside the Park HR, Season.....	2, 2015 - Joey Pankake, 5/14/15 vs. BG & A.J. Simcox, 8/29/15 vs. LAN
Back-to-Back HR, Season.....	4, 2007; Most Recent, Gorkys Hernandez & James Skelton, 7/31/07 vs. PEO
HR in an Inning.....	3 (4x), Most Recent, 8th, 7/18/13 @ BUR
Game-ending HR, Season.....	3 (2x), 1995 & 2012
Game-ending Hits, Season.....	8 (2x), 2002 & 2013
Hit for the Cycle, Season.....	2, Mike Hernandez, 6/8/06 @ FW, 7/25/06 vs. PEO

Attendance

Largest Home Crowd.....	12,171, 7/30/05 vs. SWM
Smallest Home Crowd.....	940, 4/11/11 vs. GL
10,000+ crowds.....	50, Most Recent, 10,018, 7/11/15 vs. BG
Largest Road Crowd.....	14,124, 8/9/00 @ KC
Smallest Road Crowd.....	134, 4/21/94 @ SPR
Largest Home Attendance, Four-Game Series.....	40,643, 8/24/00 - 8/27/00 vs. WIS
Largest Road Attendance, Four-Game Series.....	42,326, 8/19/00 - 8/22/00 @ KC
Largest Home Attendance, Three-Game Series.....	27,295, 6/11/97 - 6/13/97 vs. LAN
Largest Road Attendance, Three-Game Series.....	26,784, 8/1/08-8/3/08 @ KC
Largest Home Attendance, Two-Game Series.....	19,617, 7/11/97-7/12/97 vs. SB
Largest Road Attendance, Two-Game Series.....	19,330, 5/18/96 - 5/19/96 @ LAN

Bold indicates record broken or tied in 2021

BATTING/PITCHING YEAR-BY-YEAR



Batting

YEAR	AVG.	G	AB	R	H	2B	3B	HR	RBI	BB	SO	SB	CS	SLG.	OBP.
1994	.248	139	4,508	637	1,116	245	35	78	558	596	1,023	191	112	.369	.342
1995	.232	136	4,304	650	1,000	192	24	57	533	606	996	226	96	.328	.335
1996	.249	138	4,559	639	1,133	199	29	71	551	653	920	117	67	.352	.346
1997	.273	131	4,505	698	1,229	249	42	86	619	455	980	168	67	.404	.345
1998	.251	140	4,705	660	1,182	250	40	55	572	445	1,078	188	63	.356	.322
1999	.253	140	4,688	696	1,186	260	43	73	627	521	1,091	197	73	.374	.333
2000	.253	140	4,592	685	1,160	179	32	57	584	545	1,073	175	50	.343	.340
2001	.250	138	4,610	616	1,152	204	37	60	524	506	1,009	205	78	.349	.332
2002	.249	140	4,677	634	1,165	216	51	48	573	541	1,067	148	54	.348	.332
2003	.243	140	4,527	570	1,100	188	50	65	495	496	965	119	63	.350	.323
2004	.254	139	4,715	619	1,198	223	43	94	551	372	1,190	117	64	.379	.319
2005	.251	140	4,772	600	1,200	240	32	65	527	419	1,108	111	59	.356	.319
2006	.254	137	4,666	620	1,186	222	48	81	575	508	1,066	123	52	.374	.331
2007	.268	140	4,726	648	1,268	243	43	74	590	437	893	181	70	.385	.335
2008	.257	137	4,610	581	1,187	198	36	66	522	444	928	162	64	.359	.328
2009	.274	140	4,804	693	1,316	267	45	63	631	441	1,001	129	66	.388	.345
2010	.262	139	4,718	609	1,235	243	41	53	540	444	1,049	81	44	.364	.333
2011	.255	139	4,619	550	1,176	207	19	77	497	391	1,044	82	35	.358	.318
2012	.249	140	4,768	610	1,187	256	35	81	554	459	946	92	43	.368	.320
2013	.253	139	4,620	591	1,169	227	35	90	551	456	1,093	113	56	.376	.326
2014	.257	140	4,817	574	1,237	210	36	57	500	403	970	116	67	.351	.319
2015	.256	139	4,610	569	1,181	201	46	48	495	412	986	129	41	.351	.322
2016	.266	137	4,655	576	1,236	206	48	25	500	353	937	172	54	.347	.320
2017	.264	136	4,613	637	1,218	243	36	61	575	451	988	102	48	.372	.334
2018	.237	139	4,464	525	1,060	212	47	53	477	447	1,167	117	63	.342	.312
2019	.239	139	4,512	551	1,078	189	25	65	475	439	1,197	109	60	.335	.312
2020	-	-	-	-	-	-	-	-	-	-	-	-	-	-	-
2021	.235	120	3,854	571	907	209	36	95	516	441	1,151	90	46	.382	.320
TOT.		3,722	124,218	16,609	31,462	5,978	1,034	1,798	14,712	12,681	27,916	3,760	1,655		
AVG.	.253	138	4,601	615	1,165	221	38	67	545	470	1,034	139	61	.360	.327

Pitching

YEAR	W-L	ERA	G	CG	SHO	SV	IP	H	R	ER	HR	HB	BB	SO	WP	BK
1994	74-65	3.42	139	3	8	36	1,220.0	1,103	577	464	61	57	483	971	61	42
1995	67-69	3.95	136	1	9	36	1,174.2	1,146	664	515	62	81	550	893	83	26
1996	77-61	3.42	138	0	9	45	1,219.0	1,121	561	463	62	43	495	1,090	52	24
1997	92-39	2.67	131	11	13	47	1,169.1	984	456	347	57	53	386	916	79	15
1998	83-57	3.01	140	13	14	36	1,235.2	1,056	511	413	75	61	359	1,177	58	11
1999	68-72	4.04	140	10	9	30	1,219.2	1,170	682	548	80	65	570	1,033	111	23
2000	88-52	2.98	140	9	19	40	1,218.2	1,023	502	404	69	70	536	975	50	5
2001	65-72	3.72	138	3	15	34	1,214.2	1,121	609	502	69	76	545	1,054	109	22
2002	83-57	3.43	140	5	8	39	1,248.0	1,172	571	475	56	72	547	1,010	107	19
2003	67-73	3.54	140	7	12	35	1,201.0	1,146	583	473	52	68	472	933	80	9
2004	69-70	3.52	139	5	10	36	1,231.2	1,189	565	482	68	81	413	964	95	6
2005	73-67	3.63	140	5	8	37	1,258.1	1,182	604	507	76	63	414	942	94	7
2006	89-48	2.96	137	6	15	49	1,235.2	1,115	492	407	64	59	325	962	70	3
2007	83-57	3.31	140	3	7	42	1,237.0	1,166	535	455	76	48	359	1,081	75	7
2008	72-65	3.29	137	7	10	24	1,208.1	1,072	544	442	63	56	459	1,005	110	22
2009	81-59	3.61	140	2	15	38	1,245.1	1,134	560	500	61	56	418	1,061	62	8
2010	62-77	4.05	139	4	9	29	1,216.2	1,261	625	548	74	60	484	974	99	9
2011	70-69	3.68	139	4	8	43	1,214.0	1,140	574	497	73	67	442	1,054	107	15
2012	72-68	3.53	140	2	10	36	1,263.0	1,224	576	496	67	48	377	1,007	73	7
2013	69-70	3.62	139	1	10	40	1,214.1	1,169	605	489	61	50	448	976	93	19
2014	82-58	3.05	140	0	10	49	1,278.2	1,143	513	434	59	56	389	1,207	78	4
2015	75-64	3.48	139	2	8	43	1,219.0	1,197	544	472	56	65	371	1,020	72	10
2016	71-65	3.49	137	3	8	42	1,217.0	1,214	538	472	60	66	369	1,050	92	9
2017	91-45	2.77	136	3	28	47	1,221.1	1,013	438	376	72	57	358	1,260	60	5
2018	69-70	3.46	139	2	9	38	1,194.1	1,143	562	459	78	77	428	1,140	84	8
2019	49-90	4.27	139	0	7	29	1,182.1	1,166	661	561	76	73	481	1,100	111	7
2020	-	-	-	-	-	-	-	-	-	-	-	-	-	-	-	-
2021	58-62	4.09	120	1	8	28	1,024.0	944	546	465	92	89	399	1,086	80	10
TOT.	1,999-1,721		3,722	112	296	1,028	32,776.1	30,514	15,198	12,666	1,819	1,717	11,877	27,941	2,245	352
AVG.	75-64	3.48	138	4	11	38	1,214.0	1,130	563	469	67	64	440	1,035	83	13

2022 WHITESAPS

SEASON REVIEW

OPPONENTS

HISTORY

RECORDS

DETROIT TIGERS

MEDIA



BATTING LEADERS YEAR-BY-YEAR

Batting Leaders

Year	Batting Average	Home Runs	Runs Batted In	Stolen Bases
1994	M. Moore, .274	W. Morales, 13	D. Cromer, 58	J. McDonald, 52
1995	B. Grieve, .261	A. Miranda, 8	E. Brown, 67	J. Castro, 51
1996	D. Walker, .277	R. Hernandez, 12	D. Filcher, 82	M. Encarnacion, 23
1997	R. Fick, .341	R.Fick/J. Landry, 16	R. Fick, 90	S. Sollmann, 40
1998	A. Zapata, .298	A. Zapata, 11	A. Bunkley, 91	P. Santana, 64
1999	R. Gomez, .303	E. Munson, 14	R. Gomez, 81	R. Gomez, 66
2000	A. McKinney, .278	N. Jenkins, 13	C. Ross, 68	C. Richardson, 41
2001	R. Merrill, .317	F. Johnson, 15	M. Walker, 65	N. Logan, 67
2002	J. Tejada, .300	J. Tejada, 11	J. Tejada, 106	J. Francia, 53
2003	M. Rabelo, .274	B. Clevlen, 12	B. Clevlen/V. Mendez, 63	J. Francia, 31
2004	J. Francia, .320	K. Hunt, 21	K. Hunt, 102	J. Francia, 37
2005	N. McIntyre, .303	W. Ramirez, 16	J. Frazier, 81	W. Ramirez, 21
2006	C. Maybin, .304	M. Holliman, 15	M. Joyce, 86	C. Maybin, 27
2007	J. Skelton, .309	J. Laster/R. Strieby, 16	B. Boesch, 86	G. Hernandez, 54
2008	J. Henry, .295	K. Kaiser, 11	K. Kaiser, 51	K. Peter, 42
2009	G. Nunez, .315	B. Nowlin, 13	B. Nowlin, 77	G. Nunez, 45
2010	W. Gaynor, .286	W. Gaynor, 10	W. Gaynor, 80	A. Garcia, 20
2011	N. Castellanos, .312	J. Robbins, 16	N. Castellanos, 76	D. Machado, 25
2012	E. Suarez, .288	D. Green/S. Moya/A. Westlake, 9	A. Westlake, 69	B. Loy/E. Suarez/C. Wright, 21
2013	D. Vasquez, .283	L. Durham, 17	J. Holm, 74	J. Holm, 16
2014	W. Bernard, .323	J. Holm, 11	R. Rhymes, 71	W. Bernard, 45
2015	M. Gerber, .292	M. Gerber, 13	M. Gerber, 76	R. Kivett, 28
2016	W. Maddox, .339	C. Gibson, 6	W. Allen, 73	D. Hill, 35
2017	D. Pinero, .289	C. Sedio, 11	A. Pereira, 64	D. Woodrow, 31
2018	B. Policelli, .248	D. Rosa, 11	R. Rivera, 62	B. Policelli, 19
2019	U. Bojarski, .271	U. Bojarski, 10	U. Bojarski, 10	W. Perez, 21
2020	-	-	-	-
2021	D. Cabrera, .242	R. Rivera, 21	D. Cabrera, 64	E. De La Rosa, 22

Year	Hits	Runs	Walks	Strikeouts
1994	V. Francisco, 112	J. McDonald, 67	J. McDonald, 81	J. Dilone, 110
1995	E. Brown, 115	J. Castro, 76	J. Castro, 76	R. DeBoer, 110
1996	D. Walker, 132	D. Walker, 97	D. Walker, 112	M. Encarnacion, 131
1997	R. Fick, 158	R.Fick, 100	R. Fick, 75	C. Wakeland, 120
1998	A. Bunkley, 146	P. Santana, 79	A. Steele, 62	A. Steele, 137
1999	R. Gomez, 145	R. Gomez, 89	A. Torres, 92	R. Gomez, 122
2000	C. Richardson, 120	C. Richardson, 80	C. Richardson, 94	N. Jenkins, 151
2001	N. Logan, 137	N. Logan, 82	R. Neill, 71	N. Logan, 129
2002	J. Tejada, 157	J. Tejada, 94	J. Knoedler, 68	J. Knoedler, 145
2003	B. Clevlen, 125	B. Clevlen, 67	B. Clevlen, 72	B. Clevlen, 111
2004	K. Hunt, 150	J. Francia, 73	V. Blue, 49	G. McKinney, 175
2005	J. Frazier, 154	J. Frazier, 79	L. Sabino, 70	W. Ramirez, 143
2006	W. Rhymes, 132	W. Rhymes, 80	M. Holliman, 77	M. Holliman, 124
2007	G. Hernandez, 141	G. Hernandez, 84	S. Sizemore, 73	J. Laster, 141
2008	J. Henry, 140	J. Henry, 74	R. Bourquin, 66	K. Kaiser, 114
2009	G. Nunez, 146	B. Wyatt, 87	B. Wyatt, 67	J. Lennerton, 127
2010	W. Gaynor, 147	W. Gaynor, 91	J. Johnson, 98	A. Garcia, 113
2011	N. Castellanos, 158	H. Perez, 69	D. Machado, 46	J. Robbins, 158
2012	E. Suarez, 147	E. Suarez, 82	E. Suarez, 65	B. Loy, 119
2013	J. Holm, 124	L. Durham, 59	L. Durham, 60	L. Durham, 136
2014	W. Bernard, 164	W. Bernard, 91	W. Bernard, 56	W. Adames, 126
2015	M. Gerber, 150	R. Kivett, 75	W. Kengor, 54	Z. Shepherd, 117
2016	W. Maddox, 173	D. Hill, 66	W. Allen, 52	J. Azocar, 119
2017	C. Bauml, 131	D. Woodrow, 73	D. Pinero, 57	C. Bauml, 98
2018	C. Bortles, 100	D. Rosa, 53	J. Pearce, 65	D. Rosa, 129
2019	W. Perez, 107	W. Perez, 29	S. McMillan/P. Meadows, 47	P. Meadows, 113
2020	-	-	-	-
2021	D. Cabrera, 92	D. Cabrera, 54	P. Meadows, 37	R. Rivera, 135

Bold indicates led League

2022 WHITECAPS

SEASON REVIEW

OPPONENTS

HISTORY

RECORDS

DETROIT TIGERS

MEDIA

PITCHING LEADERS YEAR-BY-YEAR



Pitching Leaders

Year	Wins	ERA	Innings Pitched	Strikeouts
1994	T. Kubinski, 14	D. Manning, 2.28	T. Kubinski, 158.2	T. Kubinski, 126
1995	J. Perez, 11	B. King, 3.34	B. King, 148.1	J. Perez, 117
1996	T. Abbott, 11	K. Mlodik, 2.77	S. Rivette, 153.1	S. Rivette, 142
1997	D. Borkowski/C. Bruner, 15	C. Quintal, 1.96	C. Bruner, 166.1	C. Bruner, 135
1998	C. Johnson, 14	C. Johnson, 2.79	A. Webb, 172.0	A. Webb 202
1999	S. Buller, 10	B. Sismondo, 3.67	N. Cornejo, 174.2	B. Sismondo, 135
2000	A. Van Hekken, 16	C. Chipperfield, 2.13	A. Van Hekken 158.0	C. Chipperfield, 151
2001	P. Arias, 9	L. Rodney, 3.87	L. Rodney, 158.0	L. Rodney, 149
2002	C. Petty, 15	K. McDowell, 2.60	K. McDowell, 166.1	M. Coenen, 141
2003	J. Connolly, 16	J. Connolly, 1.41	J. Connolly, 166.0	J. Zumaya, 126
2004	V. Vasquez, 14	J. Tata, 3.35	V. Vasquez, 168.1	V. Vasquez/B. Rogers, 120
2005	J. Jurjens, 12	J. Jurjens, 3.41	D. Trahern, 156.0	J. Jurjens, 108
2006	B. Badenhop, 14	B. Badenhop, 2.84	E. Averill, 171.1	B. Badenhop, 124
2007	D. Below, 13	D. Below, 2.97	J. Nickerson, 150.2	D. Below, 160
2008	J. Kibler, 14	J. Kibler, 1.75	J. Kibler, 154.1	J. Kibler, 126
2009	C. Crosby, 10	L. Putkonen, 3.13	L. Putkonen, 149.1	B. Villarreal, 118
2010	T. Feeney, 12	T. Feeney, 3.46	T. Feeney, 184.2	T. Feeney, 123
2011	K. Eichhorn, 11	K. Ryan, 3.15	K. Eichhorn, 152.0	M. Carreno, 115
2012	W. Palacios, 12	T. Collier, 2.74	K. Ryan, 158.2	M. Carreno, 119
2013	J. John, 9	E. Briceno, 4.47	E. De La Rosa, 120.1	Ja. Thompson, 91
2014	Ziomek/Kubitza/Farmer, 10	K. Ziomek, 2.27	A. Kubitza, 131.0	K. Ziomek, 152
2015	A.J. Ladwig, 12	S. Turnbull, 3.01	A.J. Ladwig, 138.0	S. Turnbull, 106
2016	K. Dowdy, 10	S. Baez, 3.89	S. Baez, 113.1	S. Baez, 88
2017	Castro/Gutierrez/Soto, 10	E. Idrogo, 3.01	E. Idrogo, 134.2	A. Gutierrez, 127
2018	C. Schmidt, 9	E. Rodriguez, 3.34	J. Rodriguez, 124.0	E. Rodriguez, 109
2019	W. Hernandez, 9	W. Hernandez, 3.73	W. Hernandez, 101.1	S. De La Cruz, 102
2020	-	-	-	-
2021	Brieske/Shepherd, 6	B. White, 4.17	B. White, 101.1	B. White, 107

Year	Games	Hits Allowed	Earned Runs	Walks
1994	Z. Sawyer, 40	T. Kubinski, 168	T. Kubinski, 64	S. Baldwin, 62
1995	J. Rajotte, 44	B. King, 152	B. Hause, 59	A. Smith, 72
1996	B. Kazmirski, 51	S. Rivette, 145	S. Rivette, 60	J. Moreno, 69
1997	F. Cordero, 50	D. Borkowski, 143	D. Borkowski, 63	G. Romo, 61
1998	R. Viergas, 52	S. Loux, 184	S. Loux, 81	A. Webb, 58
1999	S. Heams, 51	N. Cornejo, 173	N. Cornejo, 72	N. Cornejo, 67
2000	G. Watson, 62	A. Van Hekken, 139	A. Van Hekken, 43	C. Chipperfield, 65
2001	J. Detillion, 48	L. Rodney, 149	M. Woodyard, 72	L. Rodney, 70
2002	J. Birtwell, 58	C. Petty, 155	J. Moates, 63	C. Petty, 77
2003	J. Figueroa/J. Gerk, 55	J. Connolly, 128	H. Sanchez, 57	H. Sanchez, 78
2004	E. De la Cruz, 54	C. Steinborn, 173	B. Rogers, 72	C. Steinborn, 68
2005	A. Tomey, 59	D. Trahern, 158	A. Kown, 73	A. Kown, 52
2006	O. Perdomo, 48	E. Averill, 171	E. Averill, 71	S. Vasquez, 49
2007	B. Jensen, 56	J. Nickerson, 156	L. Gagnier, 73	L. Gagnier, 60
2008	W. Garcia/N. Krol, 47	E. Miguelez, 125	E. Miguelez, 60	E. Miguelez, 55
2009	T. Stohr, 52	L. Putkonen, 148	B. Hamilton, 78	B. Hamilton, 61
2010	K. Faulk, 49	T. Feeney, 216	T. Feeney, 71	L. Sanz, 43
2011	M. Torrealba, 43	K. Eichhorn, 148	J. Carreno, 63	M. Carreno, 41
2012	M. Torrealba, 46	K. Ryan, 176	K. Ryan, 66	R. Lebron, 39
2013	A. Nesbitt, 52	E. De La Rosa, 140	E. De La Rosa, 75	E. Briceno, 51
2014	J. Felix, 44	J. Maciel, 138	J. Maciel, 58	K. Ziomek, 53
2015	J. Belisario, 41	A.J. Ladwig, 153	A.J. Ladwig/R. Seaton, 55	S. Turnbull, 52
2016	T. Boardman, 38	S. Baez, 125	F. Perez, 52	F. Perez, 37
2017	T. Szkutnik, 34	E. Idrogo, 131	E. Idrogo, 45	G. Soto, 54
2018	C. Schmidt, 33	J. Rodriguez, 133	J. Rodriguez, 60	B. Bass, 43
2019	A. Reyes, 46	A. Wolf, 105	G. Arriera, 60	G. Arriera, 43
2020	-	-	-	-
2021	J. Tobey, 45	B. White, 103	B. White, 47	Z. Hess, 34

Bold indicates led League

2022 WHITESAPS

SEASON REVIEW

OPPONENTS

HISTORY

RECORDS

DETROIT TIGERS

MEDIA



MISCELLANEOUS

Opening Day Records

Overall Record	17-9
Home Openers	10-2
Largest Margin of Victory	WM 15, SB 2 - April 3, 2008
Largest Margin of Victory	FW 8, WM 0 - May 4, 2021
Earliest Opening Day	2x, last: WM 5, DAY 4 - April 3, 2014
Latest Home Opener	GL 9, WM 1 - May 11, 2021
Most Runs Scored	WM 15, SB 2 - April 3, 2008
Fewest Runs Scored	WM 2, SB 0 - April 7, 2017
Last Opening Day	FW 8, WM 0 - May 4, 2021
Last Home Opener	GL 9, WM 1 - May 11, 2021
Home Openers Postponed	3 (2015, 2017, 2020)

Consecutive Victories

No.	Dates	Opponents
12	August 5-16, 2010	Great Lakes (2), Dayton (4), Bowling Green (3), South Bend (3)
12	July 14-25, 1999	South Bend (2), Peoria (4), Beloit (2), Burlington (4)
10	June 14-June 27, 2017	Bowling Green (2), Lansing (6), Dayton (2)
10	May 24-June 3, 2016	Bowling Green (2), Dayton (4), Great Lakes (3), South Bend (1)
9	June 3-July 12, 2011	Cedar Rapids (3), Peoria (3), Burlington (3)
9	August 1-11, 1998	Rockford (2), Michigan (3), Cedar Rapids (4)
9	April 26-May 6, 1997	South Bend (2), Clinton (3), Cedar Rapids (4)
8	Multiple Times	Last: May 23-June 1, 2021 - Wisconsin (1), Lake County (6), Great Lakes (1)

Consecutive Losses

No.	Dates	Opponents
12	April 21-May 1, 2011	Lansing (4), Dayton (3), Lansing (4), Fort Wayne (1)
9	June 4-12, 2019	Dayton (3), Bowling Green (4), Dayton (2)
9	July 22-30, 1994	Appleton (3), Kane County (2), Rockford (4)
7	Multiple Times	Last: July 2-July 9, 2021 - Peoria (3), Dayton (4)

Consecutive Victories Starting A Half

No.	Dates	Opponents
6	June 22-27, 2017	Lansing (4), Dayton (2)
6	April 5-10, 2001	Lansing (4), South Bend (2)
5	April 3-7, 2008	South Bend (4), Great Lakes (1)
5	June 21-25, 2007	Dayton (4), Lansing (1)
4	June 22-25, 2006	Burlington (4)
3	April 9-11, 2009	South Bend (3)
3	June 18-20, 1997	Quad City (1), Burlington (2)

Consecutive Losses Starting A Half

No.	Dates	Opponents
5	June 25-29, 2010	Lake County (3), South Bend (2)
4	June 21-23, 2019	Lake County (4)
4	April 3-10, 2003	Battle Creek (1), Dayton (2), Battle Creek (1)
4	June 23-26, 2016	Lansing (4)
3	April 5-9, 2007	Dayton (2), Lansing (1)
3	June 23-25, 2005	Lansing (3)
3	June 19-21, 2003	South Bend (3)
3	June 20-22, 2002	Quad City (3)
3	June 25-27, 1998	Burlington (3)

Season Sweeps (Multiple Series')

Record	Year	Opponent	Record	Year	Opponent
8-0	2006	Clinton	0-8	2004	Kane County
8-0	2000	Burlington			
7-0	1997	Clinton			

Bold indicates 2021 season

2022 WHITECAPS

SEASON REVIEW

OPPONENTS

HISTORY

RECORDS

DETROIT TIGERS

MEDIA



Best Homestands

Pct.	W-L	Dates	Opponents
1.000	6-0	May 25-30, 2021	Lake County
1.000	6-0	June 4-9, 2014	Great Lakes, South Bend
.875	7-1	Four Times	
.857	6-1	Five Times	

Best Road Trips

Pct.	W-L	Dates	Opponents
1.000	7-0	August 7-13, 2010	Dayton, Bowling Green
1.000	5-0	June 17-25, 2006	Fort Wayne, Burlington
.900	9-1	August 18-27, 2002	Lansing, Clinton, South Bend
.875	7-1	Four Times - 2000, 2001, 2006 & 2007	

Longest Road Trips

Games	Dates	Opponents	Record
12	June 30-July 11, 2021	Peoria (6), Dayton (6)	5-7
12	May 9-20, 2003	Cedar Rapids (4), Kane County (4), Quad City (4)	9-3
11	May 14-26, 2007	Great Lakes (1), Quad Cities (4), Beloit (4), Fort Wayne (2)	6-5
11	May 20-31, 2004	Wisconsin (3), Lansing (4), Beloit (4)	4-7
11	May 22-June 2, 1999	Lansing (1), Clinton (4), Rockford (4), Fort Wayne (2)	4-7

Longest Homestands

Games	Dates	Opponents	Record
13	July 13-25, 2021	Fort Wayne (7), Lansing (6)	6-7
13	July 5-20, 2007	Fort Wayne (2), Great Lakes (3), Beloit (4), Kane County (4)	8-5
12	August 18-31, 2006	Lansing (4), Fort Wayne (4), Lansing (4)	7-5
11	June 10-20, 2004	Lansing (4), Burlington (4), Dayton (3)	7-4

Longest Games (Regular Season)

Innings	Date	Opponent	Score
18	May 5, 2014	vs. Lake County	W 4-3
17	July 11, 2005	@ Clinton	W, 7-6
17	June 27, 1996	@ Beloit	W, 5-4
16	April 7, 2017	vs. South Bend	W, 1-0
16	August 17, 2016	@ Lake County	L, 5-6
16	May 16, 2012	@ Great Lakes	L, 5-6
16	June 24, 2006	@ Burlington	W, 5-1
16	May 10, 2006	vs. Beloit	L, 0-2
16	July 9, 2005	@ Clinton	L, 5-6

Lopsided Shutouts

Victories

Score	Date	Opponent
14-0	June 5, 2000	Burlington
14-0	August 12, 1996	South Bend
12-0	April 22, 1995	Quad City
11-0	May 14, 2015	Bowling Green
11-0	August 19, 2004	Beloit
11-0	August 17, 2002	Lansing

Losses

Score	Date	Opponent
15-0	May 26, 2014	Bowling Green
11-0	June 5, 2021	Great Lakes
11-0	May 26, 2018	South Bend
11-0	July 6, 2011	Lansing
10-0	July 11, 2012	Clinton
10-0	June 15, 2007	Dayton

There have been 101 1-0 games in Whitecaps history. West Michigan is 51-50 in those contests. Overall, there have been 528 games when the losing team failed to score a run. The 'Caps are 293-235 in those contests.

Most Runs Per Game, One Team

Victories

Score	Date	Opponent
21-10	August 8, 2010	Dayton
20-11	July 5, 2009	Dayton
20-6	May 5, 1995	Clinton
19-4	September 19, 2021	Lansing
19-1	June 1, 2014	Fort Wayne
19-3	May 30, 2000	Dayton
18-6	August 18, 2021	Fort Wayne
17	Multiple Times	

Losses

Score	Date	Opponent
18-7	September 7, 2021	Great Lakes
18-3	August 12, 2003	Battle Creek
18-5	May 10, 2001	Dayton
18-6	May 18, 1996	Lansing
18-5	June 16, 1995	Burlington
17-1	May 12, 2014	Great Lakes
16	Multiple Times	



WHITECAPS VS. LEAGUE

All-Time Record vs. League Opponents

2022 WHITECAPS
SEASON REVIEW

TEAM	OVERALL			HOME			ROAD		
	W	L	PCT.	W	L	PCT.	W	L	PCT.
Beloit	85	69	.552	44	34	.564	41	35	.539
Bowling Green	61	77	.442	36	33	.522	25	44	.362
Burlington	96	56	.632	55	22	.714	41	34	.547
Cedar Rapids	83	70	.542	42	35	.545	41	35	.539
Clinton	91	60	.600	48	28	.632	43	32	.573
Dayton	199	141	.585	102	62	.622	97	79	.551
Fort Wayne	240	218	.524	145	101	.589	95	117	.448
Great Lakes	131	112	.539	70	62	.530	61	50	.550
Kane County	79	78	.503	44	36	.550	35	42	.455
Lake County	109	93	.540	55	38	.591	54	55	.495
Lansing	201	203	.498	107	99	.519	94	104	.475
Madison	6	2	.750	3	1	.750	3	1	.750
Peoria	94	70	.573	52	29	.642	42	41	.506
Quad Cities	74	73	.503	39	37	.513	35	36	.493
Rockford	24	30	.444	15	11	.577	9	19	.321
South Bend	231	191	.547	112	100	.529	119	91	.567
SW Michigan	100	91	.524	51	41	.554	49	50	.495
Springfield	9	6	.600	4	3	.571	5	3	.625
Wisconsin	86	81	.515	45	33	.577	41	48	.461

All-Time Record By State

OPPONENTS

STATE	OVERALL			HOME			ROAD		
	W	L	PCT.	W	L	PCT.	W	L	PCT.
Illinois	206	184	.528	115	79	.593	91	105	.464
Indiana	471	409	.535	257	201	.561	214	208	.507
Iowa	344	259	.570	184	122	.601	160	137	.539
Kentucky	61	77	.442	36	33	.522	25	44	.362
Ohio	308	234	.568	157	100	.611	151	134	.530
Michigan	432	406	.516	228	202	.530	204	204	.500
Wisconsin	177	152	.536	92	68	.575	85	84	.503

League Prospect Of The Year

HISTORY

1975 - Willie Wilson, Waterloo	1999 - Corey Patterson, Lansing
1976 - Clint Hurdle, Waterloo	2000 - Austin Kearns, Dayton & Albert Pujols, Peoria
1977 - Paul Molitor, Burlington	2001 - Adrian Gonzalez, Kane County
1978 - Bill Foley, Burlington	2002 - Joe Mauer, Quad City
1979 - Dave Stockstill, Wausau	2003 - Prince Fielder, Beloit
1980 - Von Hayes, Waterloo	2004 - Brian Dopirak, Lansing
1981 - Harold Reynolds, Wausau	2005 - Carlos Gonzales, South Bend
1982 - Mark Grant, Clinton	2006 - Cameron Maybin, West Michigan
1983 - Shawon Dunston, Quad City	2007 - Clayton Kershaw, Great Lakes
1984 - Kurt Stillwell, Cedar Rapids	2008 - Ben Revere, Beloit
1985 - B.J. Surhoff, Beloit	2009 - Dee Gordon, Great Lakes
1986 - Luis Medina, Waterloo & Steve Gassler, Kenosha	2010 - Mike Trout, Cedar Rapids
1987 - Derek Parks, Kenosha	2011 - Rymer Liriano, Fort Wayne
1988 - Tom Gordon, Appleton	2012 - Miguel Sano, Beloit
1989 - Tom Redington, Burlington	2013 - Byron Buxton, Cedar Rapids
1990 - Reggie Sanders, Cedar Rapids	2014 - Andrew Velazquez, South Bend
1991 - Salomon Torres, Clinton	2015 - Gleyber Torres, South Bend
1992 - Steve Gibraltar, Cedar Rapids	2016 - Eloy Jimenez, South Bend
1993 - Johnny Damon, Rockford	2017 - Bo Bichette, Lansing
1994 - Alex Rodriguez, Appleton	2018 - Royce Lewis, Cedar Rapids
1995 - Javier Valentin, Fort Wayne	2019 - Wander Franco, Bowling Green
1996 - Britt Reames, Peoria	2020 - Cancelled Season (COVID-19)
1997 - Brent Butler, Peoria	2021 - Andy Pages, Great Lakes
1998 - Pablo Ozuna, Peoria	

RECORDS

DETROIT TIGERS

MEDIA

Baseball America's Top Tigers Prospects since 2005

2005 - Curtis Granderson, OF	2014 - Devon Travis, 2B
2006 - Justin Verlander, RHP	2015 - Michael Fulmer, RHP
2007 - Cameron Maybin, OF	2016 - Matt Manning, RHP
2008 - Rick Porcello, RHP	2017 - Franklin Perez, RHP
2009 - Rick Porcello, RHP	2018 - Casey Mize, RHP
2010 - Jacob Turner, RHP	2019 - Casey Mize, RHP
2011 - Jacob Turner, RHP	2020 - Spencer Torkelson, 1B/3B
2012 - Jacob Turner, RHP	2021 - Riley Greene, OF
2013 - Nick Castellanos, 3B/OF	

Bold indicates former Whitecaps



DETROIT TIGERS

Former Whitecaps pitcher Spencer Turnbull etched his name in baseball's record books on May 18, 2021, by throwing the eighth no-hitter in Detroit Tigers history as part of a 5-0 win over the Seattle Mariners at T-Mobile Park. Turnbull spent all of the Whitecaps 2015 season in West Michigan, going 11-3 with a 3.01 ERA in 22 games

DETROIT TIGERS FRONT OFFICE



President and CEO, Ilitch Holdings, Inc.	Christopher Ilitch
EXECUTIVE OFFICE	
President and CEO, Ilitch Sports and Entertainment	Chris McGowan
Executive Vice President, Baseball Operations/General Manager	Al Avila
Vice President, Assistant General Managers	David Chadd, Sam Menzin, Jay Sartori
Vice President, Player Personnel	Scott Bream
Vice President, Player Development	Ryan Garko
Senior Vice President, Operations and Development	Keith Bradford
Senior Vice President, Finance	Russ Borrows
Senior Vice President & Chief Marketing Officer	Emily Neenan
Senior Vice President, Corporate Sales	Chris Coffman
Vice President, Communications	Ron Colangelo
Vice President, Park Operations	Chris Lawrence
Vice President, Ticket Sales & Service	Joe Schiavi
Vice President, Partnership Activation	Molly Wurdack
Vice President, Marketing	Ellen Hill Zeringue
Executive Assistant to the Executive Vice President, Baseball Operations/General Manager	Marty Lyon
BASEBALL OPERATIONS	
Director, Baseball Analytics	Jim Logue
Director, Minor League Operations	Dan Lunetta
Director, Player Development	Kenny Graham
Director, Pitching	Gabe Ribas
Director, Coaching/Field Coordinator	Ryan Sienko
Director, Performance Science	Dr. Georgia Giblin
Director, Amateur Scouting	Scott Pleis
Director, Minor League and Scouting Administration	Cheryl Evans
Director, International Operations	Tom Moore
Director, Latin American Operations	Miguel Garcia
Director, Latin American Player Development	Euclides Rojas
International Operations Manager	Rafael Gonzalez
Assistant Director, Amateur Scouting	Eric Nieto
Special Assistants to the General Manager	Kirk Gibson, Willie Horton, Jim Leyland, Lance Parrish, Mike Russell, Alan Trammell
Associate Counsel, Baseball Operations	Alan Avila
Senior Software Engineer	Josh Kragness
Senior Database Architect	Mike Burger
Software Developer	Dan Gorman
Database Engineer	Charlie Adams
Analysts, Baseball Operations	Beau Horan, Drew Jordan, Aidan Kearns, Maggie O'Hara, Danny Vargovick
Director, Latin American Player Development	Rafael Gonzalez
Coordinator, Cultural Assimilation	Sharon Lockwood
Analysts, Baseball Operations	Gabe Ho, Jonah Simon
Player Development Manager	David Allende
Minor League Video Coordinator	Alex Gonzalez
Amateur Scouting Video Coordinator	Greg Bundrage
Director, Team Travel	Brian Britten
MEDIA RELATIONS	
Director, Communications	Chad Crunk
Manager, Communications	Ben Fidelman
Bilingual Coordinator, Media Relations	Carlos Guillen
COMMUNITY AND PUBLIC AFFAIRS	
Director, Player Relations and Authentics	Jordan Field
Director, Promotions and Special Events	Haley Kolff
Manager, Promotions and Special Events	Evan Novak
Community Impact Manager, Sport Participation and Growth	Ashley Robinson
Community Impact Manager, Fundraising and Development	Kelsey Stewart
Project Manager	Taylor Olson
Social Media Manager	Greg Garno
TIGERS MINOR LEAGUE ROVING PERSONNEL	
Hitting Coordinators	Jeff Branson and Max Gordon
Infield Coordinator	Billy Boyer
Pitching Coordinators	Steve Smith and Stephanos Stroop
Assistant Pitching Coordinator	Jorge Cordova
Outfield/Baserunning Coordinator	Arnie Beyeler
Latin American Infield Coordinator	Angel Berroa
Performance Enhancement Coach	Brian Peterson
Performance and Mental Skills Coach	Dr. Spencer Wood
Minor League Medical Coordinator	Corey Tremble
Strength and Conditioning Coordinators	Ryan Maedel and Francisco Rivas
Player Development Coordinators	Daniel Crago and Jose Sajour
Minor League Complex Coordinator	Kevin Guthrie

Partial Front Office List

2022 WHITECAPS

SEASON REVIEW

OPPONENTS

HISTORY

RECORDS

DETROIT TIGERS

MEDIA



TIGERS IN THE AMATEUR DRAFT

2021 Tigers Amateur Draft Results

2022 WHITECAPS

SEASON REVIEW

OPPONENTS

HISTORY

RECORDS

DETROIT TIGERS

MEDIA

Round	Name	Position	Born	School
1	Jackson Jobe	RHP	7/30/02	Heritage Hall HS (OK)
CBA	Ty Madden	RHP	2/21/00	University of Texas
2	Izaac Pacheco	SS	11/18/02	Friendswood HS (TX)
3	Dylan Smith	RHP	5/28/00	University of Alabama
4	Tyler Mattison	RHP	9/5/99	Bryant University
5	Tanner Kohlhepp	RHP	5/27/99	University of Notre Dame
6	Austin Murr	OF	1/26/99	North Carolina State University
7	Brant Hurter	LHP	9/6/98	Georgia Institute of Technology
8	Jordan Marks	RHP	4/29/99	University of South Carolina Upstate
9	Garrett Burhenn	RHP	9/12/99	Ohio State University
10	Austin Schultz	OF	3/02/98	University of Kentucky
11	Josh Crouch	C	12/7/98	University of Central Florida
12	Mike Rothenberg	C	10/5/98	Duke University
13	Chris Meyers	3B	4/27/99	University of Toledo
14	RJ Petit	RHP	5/13/97	Charleston Southern University
15	Blake Holub	RHP	10/23/98	St. Edwards University
16	Jack Anderson	RHP	11/23/99	Florida State University
17	Aaron Haase	RHP	5/24/00	Wichita State University
18	Ben Malgeri	OF	1/12/00	Northeastern University
19	Justice Bigbie	1B	1/24/99	Western Carolina University
20	J.D. McLaughlin	CF	12/28/00	Central Arizona College

Tigers First-Round Draft Picks Since 2004

2021 Jackson Jobe, P, Heritage Hall HS (OK)	2012 Jake Thompson, P, Rockwall-Heath HS (TX)
2021 Ty Madden, P, University of Texas	2011 James McCann, C, University of Arkansas
2020 Spencer Torkelson, 3B, Arizona State University	2010 Nick Castellanos, 3B, Archbishop McCarthy HS (FL)
2019 Riley Greene, OF, Hagerty HS (FL)	2009 Jacob Turner, P, Westminster Christian Acad. (MO)
2018 Casey Mize, P, Auburn University	2008 Ryan Perry, P, University of Arizona
2017 Alex Faedo, P, University of Florida	2007 Rick Porcello, P, Seton Hall Prep HS (NJ)
2016 Matt Manning, P, Sheldon HS (CA)	2006 Andrew Miller, P, University of North Carolina
2015 Beau Burrows, P, Weatherford HS (TX)	2005 Cameron Maybin, OF, T.C. Roberson HS (N.C.)
2015 Christin Stewart, OF, University of Tennessee	2004 Justin Verlander, P, Old Dominion University
2014 Derek Hill, OF, Elk Grove HS (CA)	
2013 Jonathan Crawford, P, University of Florida	Bold indicates former Whitecaps



2021 Final Statistics

BATTERS	AVG	G	AB	R	H	2B	3B	HR	RBI	BB	SO	SB	CS	OBP	SLG	OPS
Castro, H	.283	106	315	35	89	13	1	3	37	14	72	1	1	.310	.359	.669
Schoop, J	.278	156	623	85	173	30	1	22	84	37	133	2	0	.320	.435	.755
Candelario, J	.271	149	557	75	151	42	3	16	67	65	135	0	0	.351	.443	.794
Baddoo, A	.259	124	413	60	107	20	7	13	55	45	122	18	4	.330	.436	.766
Hill, D	.259	49	139	19	36	3	3	3	14	10	42	6	3	.313	.388	.701
Reyes, V	.258	76	209	26	54	10	4	5	22	8	55	5	1	.284	.416	.700
Cabrera, M	.256	130	472	48	121	16	0	15	75	40	118	0	0	.316	.386	.702
Rogers, J	.239	38	113	17	27	5	3	6	17	11	46	1	0	.306	.496	.802
Grossman, R	.239	156	557	88	133	23	3	23	67	98	155	20	5	.357	.415	.772
Greiner, G	.236	31	72	7	17	4	0	1	7	9	31	0	0	.321	.333	.654
Haase, E	.231	98	351	48	81	12	1	22	61	26	119	2	0	.286	.459	.745
Castro, W	.220	125	413	56	91	15	6	9	38	23	109	9	4	.273	.351	.624
Goodrum, N	.214	90	290	39	62	11	2	9	33	29	107	14	5	.292	.359	.651
Mazara, N	.212	50	165	12	35	5	2	3	19	15	45	0	0	.276	.321	.597
Garneau, D	.210	20	62	9	13	5	0	6	11	3	18	0	0	.250	.581	.831
Paredes, I	.208	23	72	7	15	3	1	1	5	10	11	0	0	.306	.319	.625
Ramos, W	.200	35	120	12	24	5	0	6	13	6	29	0	0	.238	.392	.630
Cameron, D	.194	35	103	16	20	5	0	4	13	10	38	6	0	.278	.359	.637
Núñez, R	.189	14	53	7	10	3	0	4	7	1	16	0	0	.218	.472	.690
Jones, J	.170	36	100	9	17	2	0	2	9	5	42	2	2	.210	.250	.460
Short, Z	.141	61	156	21	22	4	0	6	20	22	59	2	0	.239	.282	.521
Robson, J	.000	4	7	1	0	0	0	0	0	0	4	0	0	.000	.000	.000
Team Total	.242	162	5376	697	1299	236	37	179	675	490	1514	88	25	.308	.399	.707

PITCHERS	W	L	ERA	G	GS	CG	SH	SV	IP	H	R	ER	HR	BB	SO	WP	AVG
Alexander, T	2	4	3.81	41	15	0	0	0	106.1	106	47	45	16	28	87	2	0.255
Boyd, M	3	8	3.89	15	15	0	0	0	78.2	77	37	34	9	23	67	4	0.255
Burrows, B	0	0	21.6	1	0	0	0	0	1.2	2	4	4	0	2	3	0	0.286
Carlton, D	0	0	4.91	4	0	0	0	0	3.2	6	2	2	1	4	1	0	0.429
Cisnero, J	4	4	3.65	67	0	0	0	4	61.2	51	34	25	6	31	62	4	0.226
Del Pozo, M	0	0	3.38	5	0	0	0	0	5.1	8	2	2	0	2	4	0	0.348
Farmer, B	0	0	6.37	36	0	0	0	0	35.1	40	25	25	9	21	37	2	0.278
Foley, J	0	0	2.61	11	0	0	0	0	10.1	8	3	3	1	5	6	3	0.216
Fulmer, M	5	6	2.97	52	4	0	0	14	69.2	69	27	23	7	20	73	2	0.256
Funkhouser, K	7	4	3.42	57	2	0	0	1	68.1	58	32	26	6	38	63	9	0.229
Garcia, B	3	2	7.55	39	0	0	0	2	39.1	48	38	33	10	25	32	7	0.294
Garcia, R	0	0	2.45	2	0	0	0	0	3.2	1	1	1	1	2	2	0	0.1
Holland, D	3	2	5.07	39	1	0	0	0	49.2	58	29	28	6	20	51	2	0.287
Hutchison, D	3	1	2.11	9	2	0	0	0	21.1	20	11	5	1	11	10	1	0.26
Jiménez, J	6	1	5.96	52	0	0	0	1	45.1	34	33	30	6	35	57	6	0.206
Krol, I	0	0	4.34	18	0	0	0	0	18.2	23	10	9	2	8	18	1	0.303
Lange, A	1	3	4.04	36	0	0	0	1	35.2	37	18	16	5	16	39	6	0.259
Manning, M	4	7	5.8	18	18	0	0	0	85.1	96	59	55	10	33	57	1	0.279
Mize, C	7	9	3.71	30	30	1	0	0	150.1	130	64	62	24	41	118	7	0.234
Norris, D	1	3	5.89	38	0	0	0	1	36.2	38	25	24	4	15	40	3	0.271
Norris, D	1	0	6.64	18	0	0	0	0	20.1	17	16	15	5	15	18	2	0.227
Norris, D	2	3	6.16	56	0	0	0	1	57	55	41	39	9	30	58	5	0.256
Peralta, W	4	5	3.07	19	18	0	0	0	93.2	87	41	32	12	38	58	1	0.247
Ramirez, E	1	1	5.74	17	0	0	0	0	26.2	24	17	17	4	5	20	0	0.238
Skubal, T	8	12	4.34	31	29	0	0	0	149.1	141	76	72	35	47	164	4	0.245
Soto, G	6	3	3.39	62	0	0	0	18	63.2	46	30	24	7	40	76	11	0.198
Teheran, J	1	0	1.8	1	1	0	0	0	5	4	1	1	1	3	3	0	0.235
Turnbull, S	4	2	2.88	9	9	1	1	0	50	37	18	16	2	12	44	0	0.203
Ureña, J	4	8	5.81	26	18	0	0	0	100.2	119	70	65	14	42	67	4	0.292
Team Total	77	85	4.32	162	162	2	7	42	1419.2	1370	756	681	199	571	1259	80	1.37

Season Review

The arrival of manager A.J. Hinch and a new coaching staff saw the Tigers exceed expectations in 2021. The team went 77-85 and in 3rd place in the American League Central. The 77 wins marked the most by the club since the 2016 season. A foursome of former Whitecaps, Drew Carlton, Jason Foley, Matt Manning, and Jacob Robson all made their Major League debuts with the Tigers. The offense was led by infielders Jeimer Candelario (.271-16-67, 42 doubles, 3rd in MLB), and outfielder Robbie Grossman (.239-23-67) while pitching staff was paced by 2018 First Overall Pick Casey Mize (7-9, 3.71) and Whitecaps 2015 championship team member Spencer Turnbull (4-2, 2.88), who threw a no-hitter against the Seattle Mariners on May 18 at T-Mobile Park.



TOLEDO MUD HENS (AAA)



2021 Final Statistics

2022 WHITECAPS

SEASON REVIEW

OPPONENTS

HISTORY

RECORDS

DETROIT TIGERS

MEDIA

BATTERS	AVG	G	AB	R	H	2B	3B	HR	RBI	BB	SO	SB	CS	OBP	SLG	OPS
Baddoo, A	.143	4	14	2	2	1	0	0	2	4	5	1	0	.333	.214	.547
Cameron, D	.296	39	162	33	48	11	2	6	23	15	39	7	3	.365	.500	865
Castro, W	.391	5	23	7	9	2	0	1	2	0	2	2	0	.391	.609	1.000
Centeno, J	.277	53	166	15	46	9	1	1	17	14	25	0	0	.333	.361	.694
Clemens, K	.247	97	369	66	91	15	6	18	59	36	94	4	1	.312	.466	.778
Garneau, D	.176	17	51	8	9	1	0	4	9	7	20	0	0	.283	.431	.714
Gonzalez, Y	.259	78	263	45	68	10	0	14	51	27	65	0	2	.325	.456	.781
Goodrum, N	.185	14	54	7	10	0	0	0	2	7	16	1	0	.274	.185	459
Greene, R	.308	40	159	36	49	9	3	8	30	22	51	4	0	.400	.553	953
Greiner, G	.202	33	119	9	24	6	0	1	9	13	49	0	0	.284	.277	.561
Haase, E	.348	7	23	3	8	3	0	1	5	5	10	1	0	.464	.609	1.073
Hill, D	.320	34	125	21	40	5	3	4	15	10	39	4	1	.377	.504	881
Jones, J	.230	73	269	31	62	14	0	7	26	28	103	1	2	.312	.361	673
Kreidler, R	.304	41	135	28	41	8	0	7	22	24	39	5	2	.407	.519	926
Lester, J	.216	25	88	9	19	4	0	7	13	7	19	0	0	.274	.500	774
Núñez, R	.291	74	265	59	77	14	2	20	64	31	76	1	0	.383	.585	968
Paredes, I	.265	72	253	39	67	10	2	11	42	56	47	0	0	.397	.451	848
Peterson, C	.199	58	171	23	34	8	4	0	13	14	29	7	2	.263	.292	555
Pinero, D	.200	11	30	6	6	13	0	1	5	6	0	0	0	.342	.433	775
Policelli, B	.101	37	109	9	11	3	0	2	13	11	41	1	0	.183	.183	366
Proctor, C	.206	15	34	6	7	0	0	0	3	1	13	0	0	.229	.206	435
Reyes, V	.385	20	78	13	30	7	2	1	10	10	17	5	2	.462	.564	1.026
Robson, J	.259	78	239	37	62	10	3	5	28	46	104	15	9	.385	.389	774
Rodríguez, A	.290	116	434	67	126	26	3	29	94	42	127	1	1	.362	.569	927
Rosa, D	.240	19	50	8	12	5	1	0	2	1	19	0	0	.283	.380	663
Rosoff, J	.083	10	24	4	2	0	0	0	2	6	12	1	0	.290	.083	373
Short, Z	.236	46	157	30	37	7	0	9	29	33	47	2	1	.389	.452	841
Stewart, C	.254	89	303	51	77	13	5	21	58	33	100	2	1	.339	.538	877
Torkelson, S	.238	40	147	35	35	8	1	11	27	23	36	1	0	.350	.531	881
Team Total	.257	130	4329	710	1111	213	38	190	677	534	1258	66	27	.345	.455	.800

PITCHERS	W	L	ERA	G	GS	CG	SH	SV	IP	H	R	ER	HR	BB	SO	WP	AVG
Blackwood, N	5	0	4.92	37	2	0	0	1	60.1	62	40	33	5	23	51	4	.257
Boyd, M	0	0	0.00	3	3	0	0	0	9.1	5	0	0	0	0	11	0	.161
Burrows, B	1	1	6.23	9	1	0	0	0	17.1	21	12	12	4	6	17	1	.296
Carlton, D	3	3	2.92	33	2	0	0	4	52.1	46	22	17	5	10	49	1	.232
De Jesus, A	3	4	4.21	35	2	0	0	5	51.1	32	27	24	7	32	62	4	.176
DeCaster, E	0	0	7.71	4	0	0	0	0	4.2	7	4	4	0	2	5	0	.333
Del Pozo, M	1	3	2.82	34	0	0	0	4	38.1	22	12	12	6	16	54	5	.161
Farmer, B	0	2	3.97	9	0	0	0	0	11.1	11	5	5	0	4	7	1	.256
Foley, J	1	1	4.41	32	0	0	0	2	34.2	34	18	17	5	19	36	5	.264
García, B	0	1	5.40	19	0	0	0	1	23.1	25	15	14	3	8	19	4	.266
García, R	0	1	3.20	4	4	0	0	0	19.2	13	7	7	4	10	24	0	.183
Holland, D	0	0	6.75	4	1	0	0	0	4	5	3	3	2	3	4	0	.333
Hutchinson, D	8	3	3.77	19	19	0	0	0	88.1	78	42	37	8	41	89	7	.236
Krol, I	2	0	2.45	20	1	0	0	4	25.2	20	8	7	4	12	31	2	.215
Ladwig, A	0	0	0.00	3	0	0	0	0	7	3	0	0	0	0	5	0	.125
Lange, A	2	1	4.57	19	0	0	0	1	21.2	22	12	11	0	17	27	7	.265
Leiter Jr., M	8	4	3.34	17	15	0	0	0	89	67	38	33	10	23	110	5	.206
Manning, M	1	3	8.07	7	7	0	0	0	32.1	40	29	29	11	10	36	2	.303
Martínez, H	2	0	6.20	14	0	0	0	0	20.1	22	14	14	2	12	23	3	.275
Navilhon, J	0	0	8.22	6	0	0	0	0	7.2	12	8	7	0	4	6	3	.375
Payano, P	5	7	5.12	19	18	0	0	0	95	91	58	54	12	54	81	4	.253
Peralta, W	1	0	2.75	6	6	0	0	0	19.2	15	6	6	2	8	21	1	.211
Pinto, R	11	3	4.63	18	17	0	0	0	95.1	100	55	49	13	40	82	6	.269
Pinto, W	3	4	4.62	37	3	0	0	4	50.2	38	32	26	9	35	60	7	.207
Ramírez, E	1	0	3.38	5	0	0	0	0	8	4	3	3	0	3	10	4	.138
Rodríguez, N	2	1	4.93	13	5	0	0	0	34.2	40	25	19	6	12	19	2	.280
Ross Jr., R	2	8	7.03	27	1	0	0	2	32	40	29	25	6	10	26	0	.299
Shore, L	7	3	3.95	16	15	0	0	0	73	65	32	32	6	30	64	5	.243
St. John, L	4	0	2.58	36	5	0	0	2	59.1	53	17	17	4	25	75	2	.232
Vest, W	1	3	4.91	23	0	0	0	2	25.2	27	14	14	3	8	25	0	.270
Team Total	74	56	4.27	130	130	0	8	33	1125	1028	591	534	138	486	1144	88	.241

Season Review

The Mud Hens captured their first division title since 2018, winning the Midwest Division of the Triple-A East with a record of 74-56. Infielder Aderlin Rodríguez took home League MVP honors, pacing Toledo at the plate by hitting .290-.29-.94 in 116 games with 58 extra-base hits and 26 doubles. Former Tigers infielder Renato Nunez posted a .291 batting average with 20 home runs and 64 RBI in just 74 games. On the mound, pitchers Mark Leiter Jr. (8-4, 3.34) and Drew Hutchinson (8-3, 3.77) led Toledo. Playoffs were not held to determine a league champion.



ERIE SEAWOLVES (AA)



2021 Final Statistics

BATTERS	AVG	G	AB	R	H	2B	3B	HR	RBI	BB	SO	SB	CS	OBP	SLG	OPS
Bojarski, U	.429	2	7	0	3	1	0	0	0	0	2	0	0	.500	.571	1.071
Cabrera, D	.174	17	69	8	12	2	0	4	9	1	18	1	0	.197	.377	.574
Carpenter, K	.262	112	416	57	109	24	1	15	74	29	94	5	6	.319	.433	.752
Centeno, J	.316	5	19	3	6	2	0	1	4	4	3	0	0	.435	.579	1.014
De La Rosa, E	.226	29	93	15	21	6	1	3	8	9	32	5	2	.339	.409	.748
Dingler, D	.202	50	188	24	38	3	3	4	20	9	62	1	0	.264	.314	.578
Gonzalez, Y	.365	14	52	13	19	1	0	3	12	7	21	2	0	.443	.558	1.001
Greene, R	.298	84	326	59	97	16	5	16	54	41	102	12	1	.381	.525	.906
Joyce, C	.171	11	35	1	6	0	0	0	0	0	15	1	0	.194	.171	.365
Kénley, J	.119	14	42	1	5	1	0	0	1	2	15	0	0	.159	.143	.302
Kreidler, R	.256	88	347	67	89	15	0	15	36	32	119	10	4	.325	.429	.754
Lester, J	.277	84	307	65	85	18	5	25	65	26	109	3	2	.338	.612	.950
Lipcius, A	.235	94	341	51	80	18	2	9	46	39	82	4	1	.312	.378	.690
MacLaren, C	.235	15	34	3	8	0	0	0	2	15	10	1	0	.500	.235	.735
Mendoza, C	.200	2	5	2	1	0	0	0	0	1	2	0	0	.333	.200	.533
Myers, D	.278	27	97	8	27	5	1	3	14	4	27	0	1	.311	.443	.754
Navigato, A	.245	27	98	11	24	2	1	3	11	10	30	3	2	.333	.378	.711
Peterson, C	.385	3	13	3	5	0	0	0	0	1	1	0	0	.429	.385	.814
Policelli, B	.258	46	159	17	41	12	0	6	24	15	42	11	1	.328	.447	.775
Proctor, C	.155	17	58	9	9	2	0	1	5	4	27	0	0	.203	.241	.444
Quiggle, K	.087	9	23	3	2	1	0	0	2	5	9	0	0	.281	.130	.411
Robson, J	.424	18	66	17	28	9	2	2	10	14	21	4	1	.531	.712	1.243
Rosa, D	.229	46	157	18	36	9	1	8	27	9	59	1	3	.288	.452	.740
Rosoff, J	.206	44	136	12	28	6	0	0	4	14	34	3	1	.278	.250	.528
Torkelson, S	.263	50	175	33	46	10	0	14	36	30	50	1	1	.373	.560	.933
Valente, J	.301	66	229	26	69	15	3	4	22	19	34	9	2	.363	.445	.808
Ward, D	.240	78	275	46	66	10	1	16	54	33	105	1	2	.326	.458	.784
Woodrow, D	.179	35	117	12	21	4	1	0	6	5	34	1	0	.213	.231	.444
Team Total	.253	119	3884	584	981	192	27	152	546	378	1159	79	30	.327	.433	.760

PITCHERS	W	L	ERA	G	GS	CG	SH	SV	IP	H	R	ER	HR	BB	SO	WP	AVG
Bass, B	2	3	4.40	29	2	0	0	2	57.1	51	34	28	7	18	65	0	.235
Brieske, B	3	1	2.66	8	8	0	0	0	44	36	14	13	2	8	40	2	.225
Chentouf, Y	4	3	4.00	25	0	0	0	3	45	44	23	20	7	21	42	2	.267
Coshow, C	5	1	4.13	33	0	0	0	7	48	55	22	22	3	17	57	4	.288
De Jesus, A	1	0	0.00	9	1	0	0	1	13.1	6	1	0	0	5	18	2	.130
DeCaster, E	1	0	0.40	15	1	0	0	0	22.1	11	3	1	0	10	23	1	.149
Fernander, C	1	1	3.60	22	1	0	0	3	40	31	18	16	5	18	38	4	.212
Garcia, R	2	2	4.83	26	0	0	0	0	41	38	27	22	4	29	51	3	.245
Green, M	1	3	7.27	16	1	0	0	1	26	36	21	21	5	8	27	4	.330
Hess, Z	0	0	0.00	2	0	0	0	0	3	2	0	0	0	1	3	1	.200
Hill, G	3	1	3.20	4	4	0	0	0	19.2	15	7	7	1	10	28	1	.208
Kirby, C	4	2	5.51	11	7	0	0	0	47.1	42	30	29	10	20	37	1	.240
Ladwig, A	6	7	4.80	21	21	0	0	0	101.1	101	56	54	23	18	82	2	.253
Leiter Jr., M	2	4	5.26	8	4	0	0	0	25.2	25	15	15	4	8	35	2	.253
Lescher, B	2	0	4.60	27	0	0	0	1	31.1	29	19	16	5	11	40	2	.240
Martinez, H	4	3	4.93	24	0	0	0	2	34.2	32	23	19	3	11	42	4	.241
Moreno, G	5	3	4.47	35	0	0	0	7	46.1	34	24	23	9	24	68	5	.198
Navilhon, J	4	3	2.60	32	0	0	0	2	55.1	47	17	16	4	15	69	2	.226
Olson, R	2	1	4.74	5	5	0	0	0	24.2	18	13	13	1	14	21	2	.202
Payano, P	3	1	3.10	6	6	0	0	0	29	16	10	10	2	14	36	0	.167
Pinto, R	3	1	3.18	6	6	0	0	0	28.1	23	10	10	2	7	25	2	.221
Pinto, W	0	0	0.00	1	0	0	0	0	2	1	0	0	0	1	1	0	.167
Richan, P	0	0	3.72	8	8	0	0	0	29	25	12	12	7	9	26	2	.234
Rodriguez, E	4	6	5.83	18	18	0	0	0	75.2	69	52	49	18	29	80	5	.237
Rodriguez, J	2	5	5.76	16	13	1	0	0	70.1	78	52	45	14	24	60	2	.275
Rosoff, J	0	0	0.00	1	0	0	0	0	0.1	0	0	0	0	0	0	0	.000
Wentz, J	0	4	3.71	13	13	0	0	0	53.1	41	25	22	7	33	58	2	.209
Team Total	64	55	4.27	119	119	1	7	29	1014.1	906	528	481	143	383	1072	57	.237

Season Review

The Seawolves posted a solid 2021 season and third-place finish in the Double-A Northeast's Northeast Division at 64-55. At one point, the Seawolves hosted one of the most exciting starting lineups in MiLB, featuring former 'Caps Dillon Dingler (202-4-20), Riley Greene (298-16-54), and Spencer Torkelson (263-14-36). Meanwhile, another former 'Cap, infielder Josh Lester, hit .277 with 25 homers and 65 RBI in 84 games. On the mound, pitcher A.J. Ladwig threw a team-high 101.1 innings, going 6-7 with a 4.80 ERA in 21 games.



LAKELAND FLYING TIGERS (LOW-A)



2021 Final Statistics

2022 WHITCAPS

SEASON REVIEW

OPPONENTS

HISTORY

RECORDS

DETROIT TIGERS

MEDIA

BATTERS	AVG	G	AB	R	H	2B	3B	HR	RBI	BB	SO	SB	CS	OBP	SLG	OPS	
Alfonzo, E	.308	39	156	25	48	7	1	7	29	12	11	2	0	.363	.500	.863	
Bojarski, U	.157	35	121	13	19	2	0	0	5	11	57	3	1	.233	.174	.407	
Chacon, E	.224	32	107	13	24	1	0	0	14	19	35	4	0	.339	.234	.573	
Crouch, J	.230	24	87	12	20	1	1	2	16	5	31	0	0	.260	.333	.593	
Cruz, T	.162	33	111	23	18	6	1	2	9	33	31	11	2	.356	.288	.644	
De La Cruz, J	.127	39	142	15	18	3	1	1	10	10	74	6	1	.209	.183	.392	
De La Rosa, E	.276	16	58	9	16	2	0	2	15	9	20	7	1	.391	.414	.805	
Dey, G	.250	10	32	2	8	1	0	0	1	4	9	0	0	.333	.281	.614	
Gonzalez, A	.200	64	205	28	41	7	0	2	17	30	61	2	3	.325	.263	.588	
Holton, J	.261	45	153	19	40	8	3	5	25	25	42	1	0	.385	.451	.836	
Irigoyen, C	.207	37	116	9	24	2	0	0	7	11	34	0	0	.276	.224	.500	
Johnson, C	.233	28	103	17	24	5	0	2	17	19	39	2	0	.363	.340	.703	
Joyce, C	.278	6	18	2	5	0	0	1	3	2	4	2	0	.381	.444	.825	
Keith, C	.320	44	147	32	47	6	3	1	21	30	39	4	1	.436	.422	.858	
Kerr, J	.225	54	182	22	41	10	1	5	31	24	67	3	1	.319	.374	.693	
King, J	.182	15	55	8	10	1	1	0	1	5	15	5	1	.262	.236	.498	
Lima, K	.193	107	404	48	78	14	6	10	44	42	121	19	6	.279	.332	.611	
Malgeri, B	.266	40	158	23	42	6	3	2	21	15	42	6	2	.348	.380	.728	
McLaughlin, J	.111	3	9	4	1	0	0	0	0	5	1	2	0	.429	.111	.540	
McMillan, S	.203	23	74	12	15	2	0	0	5	9	26	3	1	.330	.230	.560	
Mendoza, C	.288	21	73	15	21	4	1	0	5	14	13	3	0	.422	.370	.792	
Meyers, C	.205	25	83	13	17	5	1	1	11	11	18	1	1	.320	.325	.645	
Murr, A	.262	13	42	13	11	3	0	0	4	17	9	2	1	.492	.333	.825	
Myers, D	.311	14	45	15	14	3	0	0	9	9	20	5	0	.450	.378	.828	
Navigato, A	.260	24	73	12	19	8	0	3	16	11	18	6	2	.360	.493	.853	
Pelegrin, C	.020	14	49	1	1	1	0	0	1	5	30	0	0	.111	.041	.152	
Perez, W	.293	23	92	16	27	5	1	1	12	12	21	9	1	.383	.402	.785	
Perry, C	.167	6	18	2	3	2	0	0	1	2	8	2	0	.250	.278	.528	
Proctor, C	.129	11	31	3	4	2	0	0	1	8	13	3	0	.325	.194	.519	
Quintana, N	.196	82	286	46	56	16	0	9	46	51	73	4	1	.329	.346	.675	
Reyes, V	.273	5	11	3	3	1	0	0	1	5	3	0	0	.500	.364	.864	
Rothenberg, M	.263	24	76	10	20	5	0	1	10	14	17	0	0	.400	.368	.768	
Schultz, A	.262	17	65	11	17	1	0	2	8	7	13	3	0	.351	.369	.720	
Silverio, G	.222	13	36	0	8	3	0	0	4	6	12	1	0	.333	.306	.639	
Valencia, E	.139	12	36	2	5	0	0	0	3	5	8	1	0	.238	.139	.377	
Workman, G	.256	51	195	26	50	16	4	3	19	30	60	22	3	.357	.426	.783	
Team Total	.224	118	3764	536	843	166	29	63	456	542	1129	146	30	.333	.334	.667	
PITCHERS	W	L	ERA	G	GS	CG	SH	SV	IP	H	R	ER	HR	BB	SO	WP	AVG
Arriera, G	1	5	5.30	9	9	0	0	0	37.1	34	27	22	3	19	38	1	.250
Beattie, M	0	0	10.80	12	0	0	0	0	11.2	14	15	14	3	15	14	0	.298
Bergner, A	2	2	4.44	10	0	0	0	1	24.1	15	12	12	3	8	34	3	.176
Bienlien, M	1	1	2.19	13	0	0	0	1	24.2	16	6	6	0	13	33	0	.182
Davila, N	6	8	3.54	27	13	0	0	2	94	86	46	37	6	35	99	8	.241
De La Cruz, J	3	2	5.86	26	0	0	0	0	43	48	32	28	6	21	64	3	.274
Dellinger, J	0	1	22.5	3	0	0	0	0	2	5	6	5	1	1	3	0	.455
Flores, W	4	3	3.40	11	11	0	0	0	53	47	25	20	1	22	72	7	.239
Gardea, D	0	1	3.26	9	1	0	0	0	19.1	18	7	7	2	4	23	2	.257
Guzman, C	7	9	4.65	23	22	0	0	0	98.2	110	57	51	9	46	102	7	.282
Haase, A	0	0	6.75	3	0	0	0	0	4	2	3	3	1	2	4	0	.143
Javier, X	0	1	2.89	7	0	0	0	0	9.1	8	3	3	0	7	5	3	.229
Kessler, S	0	0	2.77	7	0	0	0	0	13	10	5	4	1	10	14	2	.213
King, C	1	3	6.34	17	1	0	0	1	32.2	38	30	23	6	15	28	2	.290
Magno, A	0	1	3.68	23	0	0	0	1	29.1	14	13	12	0	30	37	7	.144
Mauloni, C	2	2	3.68	21	0	0	0	2	36.2	28	17	15	6	16	54	2	.207
Moore, A	0	0	2.70	1	1	0	0	0	3.1	0	1	1	0	3	4	0	.000
Moreno, W	3	3	3.16	25	2	0	0	0	57	56	30	20	8	21	67	6	.252
O'Loughlin, J	3	0	2.19	8	8	1	0	0	37	32	9	9	2	10	39	2	.239
Pena, C	1	0	2.93	9	6	0	0	0	40	31	15	13	3	9	33	1	.209
Perez, C	0	0	4.50	2	2	0	0	0	6	8	3	3	1	2	6	1	.320
Petit, R	0	0	0.00	3	0	0	0	0	4	2	1	0	0	1	2	1	.133
Pinales, E	2	0	4.76	12	0	0	0	0	17	14	10	9	0	18	14	0	.219
Salazar, J	1	8	8.23	18	17	0	0	0	62.1	78	61	57	12	27	68	11	.302
Sequeira, G	5	3	4.72	34	0	0	0	10	47.2	51	28	25	1	20	74	2	.270
Sommerfeld, L	0	0	7.20	5	0	0	0	0	5	5	5	4	0	6	2	1	.250
Stuka, T	5	4	5.91	25	9	0	0	2	64	56	48	42	3	64	54	24	.230
Tassin, B	2	0	1.46	9	0	0	0	3	12.1	8	2	2	1	4	15	0	.182
Walker, M	4	1	4.09	25	4	0	0	0	61.2	61	34	28	3	31	62	7	.253
Wentz, J	0	3	6.75	5	5	0	0	0	18.2	23	17	14	5	8	24	1	.311
Wolf, A	2	2	3.90	7	5	0	0	0	27.2	26	13	12	3	6	34	1	.250
Team Total	55	63	4.50	118	118	1	5	23	1003	949	583	501	90	495	1131	105	.248

Season Review

The Lakeland Flying Tigers enjoyed a strong finish to climb out of the Low-A Southeast cellar, finishing with a fifth-place record of 55-63 in the West Division under former Whitecaps skipper Andrew Graham. The end of the season saw the team playing its best baseball, as Lakeland went 12-3 over their final 15 games to close the year. 2021 marked the first season Lakeland played as a Low-A affiliate. Infielders Colt Keith (.320-1-21) and Jake Holton (.261-5-25) led the way offensively, while pitcher Nick Davila (6-8, 3.77) led the way on the mound.

FLORIDA COMPLEX LEAGUE TIGERS EAST - (ROOKIE)



2021 Final Statistics

BATTERS	AVG	G	AB	R	H	2B	3B	HR	RBI	BB	SO	SB	CS	OBP	SLG	OPS
Acevedo, Y	.193	47	150	26	29	9	4	2	15	25	49	7	1	.318	.347	.665
Benitez, J	.304	37	112	20	34	7	3	2	18	12	25	1	2	.395	.473	.868
Bigbie, L	.179	8	28	5	5	0	0	1	4	6	9	0	0	.324	.286	.610
Calderon, C	.000	1	0	0	0	0	0	0	0	0	0	0	0	.000	.000	.000
Calzadilla, C	.083	6	12	0	1	0	0	0	2	2	1	0	0	.188	.083	.271
Cruz, T	.250	2	4	0	1	1	0	0	0	0	1	0	0	.250	.500	.750
De La Cruz, D	.283	40	127	28	36	8	2	7	26	31	38	3	2	.432	.543	.975
De La Cruz, J	.270	44	159	20	43	9	1	4	15	17	58	7	7	.361	.415	.776
Figueroa, A	.149	27	67	9	10	3	0	1	10	15	26	0	1	.310	.239	.549
Gonzalez, A	.400	1	5	1	2	1	0	0	1	0	3	0	0	.400	.600	1.000
Jimenez, J	.214	11	28	5	6	1	0	0	3	4	7	0	0	.303	.250	.553
Joyce, C	.300	3	10	2	3	2	0	1	1	0	2	0	0	.300	.800	1.100
Keith, C	.714	2	7	2	5	1	0	0	4	3	0	0	0	.800	.857	1.657
Leonardo, I	.000	1	3	0	0	0	0	0	0	0	1	0	0	.000	.000	.000
Malgeri, B	.286	2	7	2	2	0	0	2	4	0	0	0	0	.286	1.143	1.429
Martinez Jr., P	.168	36	101	12	17	9	0	1	15	8	31	0	1	.256	.287	.543
McLaughlin, J	.274	28	106	16	29	5	0	0	8	12	29	5	0	.347	.321	.668
Mendoza, C	.415	26	65	25	27	2	1	1	10	25	9	12	0	.589	.523	1.112
Mojica, J	.240	46	150	21	36	3	2	4	19	16	33	3	6	.341	.367	.708
Perez, Y	.185	35	92	11	17	2	0	0	7	12	40	1	0	.276	.207	.483
Quintana, N	.000	3	9	2	0	0	0	0	0	1	7	0	0	.182	.000	.182
Reina, J	.000	2	5	0	0	0	0	0	0	0	2	0	0	.000	.000	.000
Reyes, A	.244	12	41	5	10	2	0	2	6	4	13	0	1	.326	.439	.765
Schultz, A	.200	3	10	1	2	0	1	0	1	1	2	1	0	.273	.400	.673
Sequera, M	.246	46	171	31	42	12	0	11	40	15	57	1	1	.314	.509	.823
Tapia, S	.281	13	32	11	9	1	0	0	4	6	5	1	0	.415	.313	.728
Valencia, E	.227	14	44	5	10	2	0	0	6	4	9	0	0	.320	.273	.593
Team Total	.243	51	1545	260	376	80	14	39	219	219	457	42	22	.350	.389	.739

PITCHERS	W	L	ERA	G	GS	CG	SH	SV	IP	H	R	ER	HR	BB	SO	WP	AVG
Anderson, J	0	0	7.50	5	0	0	0	1	6	6	5	5	3	4	3	0	.250
Beattie, M	0	0	9.00	1	0	0	0	0	2	1	2	2	0	4	3	0	.143
Brete, J	0	0	0.00	1	0	0	0	0	1	1	0	0	0	0	2	0	.250
Cortes, M	3	3	7.77	18	0	0	0	1	22	26	21	19	1	20	25	6	.306
Cruz, J	1	0	7.00	20	0	0	0	0	27	23	24	21	0	25	45	11	.215
Diaz, J	1	2	6.3	13	12	0	0	0	40	43	29	28	3	26	45	9	.279
Fenelon, W	1	2	9.26	10	0	0	0	0	11.2	12	14	12	4	13	17	3	.261
Francisco, R	0	0	2.08	3	0	0	0	0	4.1	3	1	1	0	5	3	1	.214
Gonzalez, E	0	0	INF	1	0	0	0	0	0	0	3	3	0	3	0	2	.000
Haase, A	0	0	12.00	3	0	0	0	0	3	3	4	4	0	3	6	1	.250
Herrera, M	2	1	5.28	16	1	0	0	0	29	28	17	17	2	12	17	2	.259
Houston, Z	0	0	0.00	1	1	0	0	0	1	0	0	0	0	0	1	0	.000
Nunez, H	0	5	10.09	15	10	0	0	1	35.2	47	45	40	4	27	40	13	.329
O'Loughlin, J	0	1	2.25	1	1	0	0	0	4	3	1	1	0	2	4	0	.214
Pena, C	1	3	4.19	5	4	0	0	0	19.1	20	15	9	2	4	26	3	.253
Peraza, J	3	2	6.83	16	3	0	0	0	29	28	27	22	4	23	40	3	.267
Perez, Y	0	0	9.00	2	0	0	0	0	2	3	3	2	2	2	1	0	.300
Petit, R	0	0	0.00	1	0	0	0	0	1	0	0	0	0	0	2	0	.000
Pimentel, Y	0	1	10.00	8	0	0	0	0	9	15	12	10	2	4	9	0	.375
Pina, J	0	0	1.59	5	0	0	0	0	5.2	3	1	1	0	5	8	1	.150
Quinones, E	2	4	8.37	8	5	0	0	0	23.2	31	23	22	6	6	18	2	.316
Richmond, N	2	1	11.45	8	0	0	0	0	11	17	23	14	3	10	7	6	.340
Rodriguez, E	1	2	6.46	19	1	0	0	3	30.2	42	26	22	5	14	27	4	.333
Santana, A	0	3	4.54	18	3	0	0	1	33.2	39	21	17	2	9	30	7	.283
Shore, L	0	0	6.75	1	1	0	0	0	2.2	5	3	2	1	0	4	0	.385
Silva, R	2	1	5.08	11	9	0	0	0	39	50	28	22	4	7	36	4	.299
Terrero, R	0	1	8.22	8	0	0	0	0	7.2	6	8	7	0	15	3	2	.222
Team Total	19	32	6.78	51	51	0	2	7	401	455	356	302	48	241	422	80	.285

Season Review

In the inaugural season of the Florida Complex League, the FCL Tigers-East team finished with a fourth-place record of 19-32 in the FCL's North Division. The offense was led by 18-year old infielder Manny Sequera (.246-11-40, .509 Slugging percentage in 46G). On the mound, pitcher Carlos Pena struck out 26 batters in 19.1 innings, while posting a team-best 1.24 WHIP.



FLORIDA COMPLEX LEAGUE TIGERS WEST - (ROOKIE)

2021 Final Statistics

2022 WHITECAPS

SEASON REVIEW

OPPONENTS

HISTORY

RECORDS

DETROIT TIGERS

MEDIA

BATTERS	AVG	G	AB	R	H	2B	3B	HR	RBI	BB	SO	SB	CS	OBP	SLG	OPS
Bigbie, J	.282	21	71	9	20	4	1	1	14	11	16	0	0	.381	.408	.789
Calderon, C	.213	29	80	8	17	2	0	2	8	12	33	1	2	.333	.313	.646
Calzadilla, C	.341	17	44	5	15	3	1	0	7	10	6	0	1	.482	.455	.937
Campos, R	.228	39	136	20	31	5	0	8	19	17	41	3	0	.316	.441	.757
Chacon, E	.294	18	51	7	15	2	2	0	6	8	11	1	1	.410	.412	.822
Cruz, T	.125	2	8	1	1	0	0	0	0	0	3	0	0	.125	.125	.250
Garcia, P	.175	22	57	5	10	2	1	0	6	7	22	0	0	.269	.246	.515
Gonzalez, A	.250	1	4	1	1	1	0	0	0	1	0	0	0	.400	.500	.900
Irigoyen, C	.149	14	47	7	7	2	0	0	5	4	19	0	2	.245	.191	.436
Jimenez, J	.200	6	15	1	3	0	0	0	2	2	7	0	0	.294	.200	.494
Joyce, C	1.000	1	2	2	2	0	0	2	2	0	0	0	0	1.000	4.000	5.000
Keith, C	.500	1	2	0	1	0	1	0	1	0	0	0	0	.333	1.510	833
Leonardo, I	.229	44	131	20	30	7	2	5	22	24	47	5	2	.377	.427	.804
Meyers, C	.188	9	32	3	6	1	0	1	4	5	6	5	0	.297	.313	.610
Mojica, J	.000	1	3	0	0	0	0	0	0	0	0	0	0	.000	.000	.000
Murr, A	.333	1	3	1	1	0	0	0	1	0	0	0	0	.333	.333	.666
Olivas, M	.205	33	83	11	17	4	1	2	7	6	23	2	0	.290	.349	.639
Pacheco, I	.226	30	106	16	24	4	2	1	7	18	43	1	0	.339	.330	.669
Pelegrin, C	.237	37	114	17	27	7	0	4	16	26	42	2	2	.392	.404	.796
Perez, Y	.000	1	1	0	0	0	0	0	0	0	1	0	0	.000	.000	.000
Quintana, N	.125	4	16	1	2	1	0	0	1	1	6	0	0	.176	.188	.364
Rea, Y	.318	23	66	8	21	5	0	1	8	5	11	0	1	.384	.439	.823
Reina, J	.183	33	93	11	17	2	0	1	8	12	35	1	2	.287	.237	.524
Reyes, A	.164	36	122	16	20	5	0	5	12	8	60	1	0	.254	.328	.582
Rothenberg, M	.286	5	14	1	4	2	0	0	4	1	1	0	0	.333	.429	.762
Schultz, A	1.000	1	2	0	2	1	0	0	0	0	0	0	0	1.000	1.500	2.500
Valencia, E	.404	15	47	13	19	4	0	1	8	7	4	1	0	.517	.553	1.070
Veliz, F	.228	49	158	22	36	6	2	2	13	18	48	4	3	.309	.329	.638
Team Total	.231	51	1508	206	349	70	13	36	181	203	485	27	16	.338	.367	.705

PITCHERS	W	L	ERA	G	GS	CG	SH	SV	IP	H	R	ER	HR	BB	SO	WP	AVG
Appleton, J	1	0	4.24	18	0	0	0	2	23.1	20	14	11	4	12	27	6	.238
Baez, J	2	5	14.81	17	3	0	0	0	20.2	27	36	34	2	37	26	13	.310
Bastardo, Y	0	2	8.66	12	0	0	0	0	17.2	18	18	17	3	10	22	6	.254
Bauza, A	1	3	8.33	13	13	0	0	0	35.2	41	42	33	6	35	45	9	.287
Di Monte, D	1	8	9.84	17	10	0	0	0	32	40	43	35	8	29	33	11	.310
Fajardo, R	1	1	3.12	15	0	0	0	0	34.2	25	13	12	4	14	35	0	.212
Fenelon, W	4	4	5.57	16	5	0	0	0	32.1	23	22	20	4	30	27	14	.205
Flores, W	2	1	4.85	3	2	0	0	0	13	15	8	7	0	2	18	1	.288
Francisco, R	0	1	6.48	8	0	0	0	2	8.1	16	10	6	1	4	8	3	.410
Houston, Z	0	0	0.00	1	1	0	0	0	2	1	0	0	0	0	3	0	.143
Ibarra, E	1	6	6.31	16	12	0	0	0	41.1	38	33	29	8	26	48	3	.245
Jimenez, F	0	0	2.35	16	0	0	0	2	23	8	7	6	1	19	28	3	.113
King, C	1	1	4.97	6	5	0	0	0	25.1	24	15	14	3	13	14	2	.258
Olivas, M	0	0	0.00	2	0	0	0	0	1	1	0	0	0	0	1	0	.250
Quinones, E	1	0	9.58	7	0	0	0	0	10.1	14	11	11	1	11	13	1	.326
Richmond, N	0	0	6.10	8	0	0	0	0	10.1	9	7	7	1	9	8	4	.250
Rodriguez, M	1	0	5.84	9	0	0	0	0	12.1	14	10	8	1	11	9	4	.269
Santana, A	0	0	0.00	1	0	0	0	0	0.1	1	0	0	0	0	0	0	.500
Silva, R	0	0	21.6	1	0	0	0	0	1.2	6	6	4	1	1	1	0	.500
Sommerfeld, L	1	1	3.97	17	0	0	0	2	22.2	23	15	10	0	8	28	3	.258
Tortosa, C	1	0	6.67	17	0	0	0	1	28.1	29	23	21	4	26	41	5	.259
Team Total	18	33	6.43	51	51	0	0	9	396.1	393	333	283	52	297	435	88	.260

Season Review

The FCL Tigers West team played it's one and only season in the Florida Complex League, and fell one game behind the east squad, settling for a last-place record of 18-33 in the Florida Complex League's North Division. The offense was led by Top-10 Tigers prospects in outfielder Roberto Campos, who hit .228-8-19 in 39 games, along with Izaac Pacheco (.226, 26 hits, .339 OBP in 30 contests). On the mound, relievers Rodolfo Fajardo (1-1, 3.12 ERA in 15 games and 34.2 IP) and Francisco Jimenez (NR, 2.35 ERA, 8 hits allowed in 23 IP) shined in the bullpen.

2021 MLB/MILB PERFORMANCE



2022 WHITECAPS

SEASON REVIEW

OPPONENTS

HISTORY

RECORDS

DETROIT TIGERS

MEDIA

2021 Major League Playoff Results

American League Wildcard Series

Boston def. NY Yankees, 1-0

National League Wildcard Series

Los Angeles Dodgers def. St. Louis, 1-0

American League Division Series

Boston def. Tampa Bay, 3-1
Houston def. Chicago White Sox 3-1

National League Division Series

Los Angeles Dodgers def. San Francisco, 3-2
Atlanta def. Milwaukee, 3-1

American League Championship

Houston def. Boston, 4-2

National League Championship

Atlanta def. Los Angeles Dodgers, 4-2

World Series

Atlanta def. Houston, 4-2

Atlanta 6, Houston 2
Houston 7, Atlanta 2
Atlanta 2, Houston 0
Atlanta 3, Houston 2
Houston 9, Atlanta 5
Atlanta 7, Houston 0

2021 World Series Champions — Atlanta Braves

2021 Major League Baseball Standings

American League

AL EAST	W	L	PCT.	GB	AL CENTRAL	W	L	PCT.	GB	AL WEST	W	L	PCT.	GB
Tampa Bay	100	62	.617	-	Chicago	93	69	.574	-	Houston	95	67	.586	-
Boston	92	70	.568	8.0	Cleveland	80	82	.494	13.0	Seattle	90	72	.556	5.0
New York	92	70	.568	8.0	DETROIT	77	85	.475	16.0	Oakland	86	76	.531	9.0
Toronto	91	71	.562	9.0	Kansas City	74	88	.457	19.0	LA Angels	77	85	.475	18.0
Baltimore	52	110	.321	48.0	Minnesota	73	89	.451	20.0	Texas	60	102	.370	35.0

National League

NL EAST	W	L	PCT.	GB	NL CENTRAL	W	L	PCT.	GB	NL WEST	W	L	PCT.	GB
Atlanta	88	73	.547	-	Milwaukee	95	67	.586	-	San Francisco	107	55	.660	-
Philadelphia	82	80	.506	6.5	St. Louis	90	72	.556	5.0	Los Angeles	106	56	.654	1.0
New York	77	85	.475	11.5	Cincinnati	83	79	.512	12.0	San Diego	79	83	.488	28.0
Miami	67	95	.414	21.5	Chicago	71	91	.438	24.0	Colorado	74	87	.460	32.5
Washington	65	97	.401	23.5	Pittsburgh	61	101	.377	34.0	Arizona	52	110	.321	55.0

2021 Minor League Performance

ORGANIZATION	W	L	PCT.	ORGANIZATION	W	L	PCT.
Tampa Bay Rays	411	249	.623	Miami Marlins	298	292	.505
New York Yankees	388	264	.595	Milwaukee Brewers	350	354	.497
Boston Red Sox	385	270	.588	Houston Astros	290	309	.484
Seattle Mariners	342	257	.571	Philadelphia Phillies	304	324	.484
Colorado Rockies	358	298	.546	DETROIT TIGERS	311	337	.480
Pittsburgh Pirates	366	316	.537	Los Angeles Angels	270	313	.463
Texas Rangers	350	306	.534	Baltimore Orioles	318	369	.463
Los Angeles Dodgers	353	309	.533	San Diego Padres	280	326	.462
San Francisco Giants	372	331	.529	New York Mets	289	344	.457
Toronto Blue Jays	306	277	.525	Chicago Cubs	296	358	.453
Cleveland Indians	345	317	.521	Arizona Diamondbacks	290	364	.443
Atlanta Braves	273	259	.513	Oakland Athletics	260	337	.436
Kansas City Royals	354	342	.509	Washington Nationals	247	348	.415
Minnesota Twins	305	297	.507	Chicago White Sox	243	359	.404
Cincinnati Reds	301	295	.505	St. Louis Cardinals	260	394	.398

2021 AFFILIATE STANDINGS



Triple-A East

SOUTHEAST				MIDWEST				NORTHEAST						
W	L	PCT	GB	W	L	PCT	GB	W	L	PCT	GB			
Durham	86	44	.662	--	TOLEDO	74	56	.569	--	Buffalo	79	47	.627	--
Jacksonville	75	55	.577	11	Omaha	73	56	.566	0.5	Scranton/Wilkes-Barre	75	52	.591	4.5
Gwinnett	71	58	.550	14.5	St. Paul	67	63	.515	7	Worcester	74	54	.578	6
Nashville	70	58	.547	15	Indianapolis	61	67	.477	12	Lehigh Valley	53	75	.414	27
Memphis	61	67	.477	24	Columbus	59	68	.465	13.5	Syracuse	50	75	.400	28.5
Norfolk	52	78	.400	34	Louisville	55	73	.430	18	Rochester	49	77	.389	30
Charlotte	47	81	.367	38	Iowa	51	78	.395	22.5					

Double-A Northeast

NORTHEAST				SOUTHWEST					
W	L	PCT	GB	W	L	PCT	GB		
Somerset	72	47	.605	--	Akron	73	46	.613	--
Portland	67	47	.588	2.5	Bowie	73	47	.608	0.5
New Hampshire	52	55	.486	14	ERIE	64	55	.538	9
Binghamton	47	60	.439	19	Richmond	57	56	.504	13
Reading	48	65	.425	21	Altoona	58	59	.496	14
Hartford	39	79	.331	32.5	Harrisburg	42	76	.356	30.5

Did You Know?

Dating back to 2012, the Whitecaps have won six of their last eight games on Opening Day. Last season, West Michigan lost their May 4 season debut on the road by a score of 8-0 before returning to LMCU Ballpark and celebrating the Home Opener as part of a 9-1 loss to the Great Lakes Loons on May 11. The Whitecaps have played 27 opening days in franchise history, and have won 17 of those openers.

Low-A Southeast

EAST				WEST					
W	L	PCT	GB	W	L	PCT	GB		
St. Lucie	60	55	.522	--	Tampa	73	43	.629	--
Jupiter	61	56	.521	--	Bradenton	71	48	.597	3.5
Daytona	60	60	.500	2.5	Fort Myers	60	54	.526	12
Palm Beach	37	80	.316	24	Dunedin	57	63	.475	18
					LAKELAND	55	63	.466	19
					Clearwater	52	64	.448	21

Florida Complex League (Rookie)

EAST				NORTH				SOUTH						
W	L	PCT	GB	W	L	PCT	GB	W	L	PCT	GB			
FCL Mets	32	22	.593	--	FCL Yankees	36	16	.692	--	FCL Rays	42	15	.737	--
FCL Marlins	27	27	.500	5	FCL Phillies	26	14	.650	4	FCL Red Sox	37	20	.649	5
FCL Astros	27	28	.491	5.5	FCL Blue Jays	25	29	.463	12	FCL Pirates Gold	30	14	.682	5.5
FCL Nationals	26	30	.464	7	FCL TIGERS E	19	32	.373	16.5	FCL Pirates Black	19	23	.452	15.5
FCL Cardinals	24	29	.453	7.5	FCL TIGERS W	18	33	.353	17.5	FCL Braves	25	31	.446	16.5
										FCL Orioles Black	18	27	.400	18
										FCL Twins	19	38	.333	23
										FCL Orioles Orange	10	33	.233	25

Whitecaps - By the Numbers

- 1 win needed to give the Whitecaps 2,000 franchise victories
- 3 grand slams hit in 2021, the most they've hit in a single season
- 95 home runs hit in 2021, their highest single-season total in club history
- 10,876,054 fans through the gates in the 28-year history

2022 WHITESCAPS

SEASON REVIEW

OPPONENTS

HISTORY

RECORDS

DETROIT TIGERS

MEDIA



ORGANIZATIONAL DIRECTORY

2022 WHITECAPS

SEASON REVIEW

OPPONENTS

HISTORY

RECORDS

DETROIT TIGERS

MEDIA



Team: Detroit Tigers (American League)
 Stadium (Capacity): Comerica Park (41,782)
 Stadium Address: 2100 Woodward Avenue
 Detroit, MI 48201
 Manager: A.J. Hinch
 Pitching Coach: Chris Fetter
 Hitting Coach: Scott Coolbaugh
 Head Athletic Trainer: Doug Teter
 General Manager: Al Avila
 Media Relations Contact: Chad Crunk
 E-Mail Address: Chad.Crunk@tigers.com
 Main Phone/Fax: (313) 471-2000/(313) 471-2138
 Website: www.detroittigers.com



Team: Toledo Mud Hens (International League)
 Stadium (Capacity): Fifth Third Field (8,943)
 Stadium Address: 406 Washington Street
 Toledo, OH 43604
 Manager: Lloyd McClendon
 Pitching Coach: Doug Bochtler
 Hitting Coach: Adam Melhuse
 Athletic Trainer: Jason Schwartzman
 General Manager: Erik Ibsen
 Media Relations Contact: N/A
 E-Mail Address: N/A
 PR Phone/Fax: (419) 725-4371/(419) 725-4368
 Press Box: (419) 725-4367 ext. 149
 Website: www.mudhens.com




Team: Erie SeaWolves (Eastern League)
 Stadium (Capacity): UPMC Park (6,000)
 Stadium Address: 110 East 10th Street
 Erie, PA 16501
 Manager: Gabe Alvarez
 Pitching Coach: Dan Ricabal
 Hitting Coach: John Murrrian
 Athletic Trainer: Chris Vick
 General Manager: Greg Coleman
 Media Relations Contact: Greg Gania
 E-Mail Address: ggania@seawolves.com
 PR Phone/Fax: (814) 456-1300 Ext. 307/(814) 456-7520
 Press Box: (814) 456-1300 Ext. 211
 Website: www.seawolves.com


Baseball America's 2022 Top 10 Tigers Prospects

1. Riley Greene, OF
2. Spencer Torkelson, IF
3. Jackson Jobe, RHP
4. Dillon Dingler, C
5. Gage Workman, IF
6. Ty Madden, RHP
7. Ryan Kreidler, IF
8. Roberto Campos, OF
9. Joey Wentz, LHP
10. Izaac Pacheco, IF

Bold indicates former Whitecaps.



	Team: Lakeland Flying Tigers (Florida State League) Stadium (Capacity): Publix Field at Joker Marchant Stadium (8,500) Stadium Address: 2301 Lakeland Hills Boulevard Lakeland, FL 33805 Manager: Andrew Graham Pitching Coach: Juan Pimentel Hitting Coach: Francisco Contreras Athletic Trainer: Erick Flores General Manager: Zach Burek E-Mail Address: zach.burek@detroittigers.com Phone/Fax: (863) 686-8075/(863) 688-9589 Press Box: (863) 413-4001 Web site: www.lakelandflyingtigers.com
--	--

	Team: Complex League Tigers Stadium (Capacity): Joker Marchant Stadium (8,500) Stadium Address: 2301 Lakeland Hills Boulevard Lakeland, FL 33805 Managers: Mike Alvarez Pitching Coach: Carlos Bohorquez Hitting Coach: Rafael Gil Athletic Trainer: Juan Pena President: Al Avila Director of Florida Operations: Ron Myers Contact: ron.myers@detroittigers.com Phone/Fax: (863) 686-8075/(863) 688-9589 Press Box: (863) 413-4001
---	--

Baseball America's
Best Organizational Tools 2022

Best Hitter for Average	Riley Greene
Best Power Hitter	Spencer Torkelson
Best Strike-Zone Discipline	Andre Lipcius
Fastest Baserunner	Parker Meadows
Best Athlete	Dillon Dingler
Best Fastball	Erick Pinales
Best Curveball	Wilmer Flores
Best Slider	Zack Hess
Best Changeup	Beau Brieske
Best Control	Beau Brieske
Best Defensive Catcher	Dillon Dingler
Best Defensive Infielder	Ryan Kriedler
Best Infield Arm	Gage Workman
Best Defensive Outfielder	Riley Greene
Best Outfield Arm	Jose De La Cruz

Bold indicates former Whitecaps. List does not include players with over 130 at-bats or 50 innings pitched in the major leagues.

Bold indicates former Whitecaps.



Former Tigers catcher Brayan Peña returns to manage his second season. The Whitecaps skipper holds a career record of 129-120 in three combined seasons in the minor leagues. Peña had one of the best seasons of his 12-year career, hitting a professional best .297 in 71 games with the Tigers in 2013.



BP SCHEDULE/GROUND RULES/MILEAGE

2022 LMCU Ballpark Batting Practice Schedule

7:05 p.m. game

Whitecaps Infield.....	4:00-4:15
Whitecaps BP.....	4:20-5:05
Visitor BP.....	5:10-5:55
Visitor Infield.....	6:00-6:15
Pre-Game.....	6:20-7:00

6:35 p.m. game

Whitecaps Infield.....	3:45-4:00
Whitecaps BP.....	4:05-4:45
Visitor BP.....	4:45-5:30
Visitor Infield.....	5:35-5:50
Pre-Game.....	5:55-6:35

6:00 p.m. game

Whitecaps Infield.....	3:00-3:15
Whitecaps BP.....	3:20-4:05
Visitor BP.....	4:10-4:55
Visitor Infield.....	5:00-5:15
Pre-Game.....	5:20-6:00

5:00 p.m. game

Whitecaps Infield.....	2:00-2:15
Whitecaps BP.....	2:20-3:05
Visitor BP.....	3:10-3:55
Visitor Infield.....	4:00-4:15
Pre-Game.....	4:20-5:00

4:00 p.m. game

Whitecaps Infield.....	1:00-1:15
Whitecaps BP.....	1:20-2:05

4:00 p.m. game (ctd.)

Visitor BP.....	2:10-2:55
Visitor Infield.....	3:00-3:15
Pre-Game.....	3:20-4:00

2:00 p.m. game

Whitecaps Infield.....	11:00-11:15
Whitecaps BP.....	11:20-12:05
Visitor BP.....	12:10-12:55
Visitor Infield.....	1:00-1:15
Pre-Game.....	1:20-2:00

12:00 p.m. game

Whitecaps Infield.....	9:00-9:15
Whitecaps BP.....	9:20-10:05
Visitor BP.....	10:10-10:55
Visitor Infield.....	11:00-11:15
Pre-Game.....	11:20-12:00

11:00 a.m. game

Whitecaps Infield.....	8:00-8:15
Whitecaps BP.....	8:20-9:05
Visitor BP.....	9:10-9:55
Visitor Infield.....	10:00-10:15
Pre-Game.....	10:20-11:00

**Please allow five minutes after Whitecaps infield for equipment setup, and five minutes for removal following visitors batting practice.*

2022 LMCU Ballpark Ground Rules

1. No break in homeplate screen.
2. Dugout facia and dugout poles out of play.
3. Dugout area: Catch ball in play; feet must remain in play and in line with protective screen; if player crosses line, play is dead.
4. Low wall and railing at the end of dugout inside of protective screen out of play.
5. Railing on top of box seat wall out of play.
6. Box seat wall in play except area behind low wall at end of dugout
7. No climbing on tarp or tarp cylinder (3rd base side).
8. Play baseballs as per rule with bullpen benches.
9. Baseball hit over CF batter's eye: Home run must clear 2' extension over 8' wall for home run.
10. Rightfield Deck: Baseball must clear extension for home run.
11. Leftfield Deck: Baseball must clear extension above 8' wall for home run.
12. Fly ball or bouncing baseball striking and remaining in padded billboard: Ground Rule Double
13. Baseball bouncing over outfield wall after landing in fair territory: Ground Rule Double
14. Batted or thrown baseball reaching 1st and 3rd base concrete runways out of play: One base advancement.
15. Batted or thrown baseball remaining on warning track between 1st and 3rd base runways: In play.
16. Foul Poles are outside of playing field.
17. Fly Ball striking any portion of foul pole and/or foul pole screen: Homerun.

Midwest League Mileage Chart

TEAM	BEL	CR	PEO	QC	WIS	DAY	FW	GL	LC	LAN	SB	WM
Beloit	--	168	155	150	150	389	260	384	458	316	193	280
Cedar Rapids	168	--	178	80	274	510	390	550	592	450	320	412
Peoria	155	178	--	100	300	329	260	424	500	356	230	320
Quad Cities	150	80	100	--	272	430	320	450	512	370	245	335
Wisconsin	150	274	300	272	--	484	354	479	554	410	288	378
Dayton	389	510	329	430	484	--	127	307	227	260	244	328
Fort Wayne	260	390	260	320	354	127	--	213	243	135	90	180
Great Lakes	384	550	424	450	479	307	213	--	295	80	224	104
Lake County	458	592	500	512	554	227	243	295	--	248	273	320
Lansing	316	450	356	370	410	260	135	80	248	--	155	70
South Bend	193	320	230	245	288	244	90	224	273	155	--	121
WHITECAPS	280	412	320	335	378	328	180	104	320	70	121	--

2022 WHITECAPS

SEASON REVIEW

OPPONENTS

HISTORY

RECORDS

DETROIT TIGERS

MEDIA

LEAGUE RULES



Consecutive Hitting Streak – A consecutive hitting streak shall not be terminated if the plate appearance results in a base on balls, hit batsman, defensive interference or a sacrifice bunt. A sacrifice fly shall terminate the streak.

Defensive Positioning: The defensive team must have a minimum of four players on the infield, with at least two infielders completely on either side of second base. These restrictions on defensive positioning are intended to allow infielders to better showcase their athleticism, to increase batting average on balls in play, and to restore a more traditional set of aesthetics and outcomes on batted balls.

Designated Hitter – A hitter may be designated to bat for the pitcher in any spot in the batting order in any game without affecting the status of the pitcher. The DH must be selected and be included in the lineup card presented to the umpire-in-chief prior to the game. The DH is locked into the batting order, but may be removed for a pinch-hitter or pinch-runner who in turn becomes the DH. The replacement player may stay in the game defensively, but the pitcher must take the place in the batting order of the replaced defensive player. This would terminate the role of the DH for that game.

Injured List Length – Any player placed on the Injured List must sit out for at least seven (7) days. Day one is the first day following the player's last game played.

Extra Innings – Extra innings will begin with a runner on second base. The runner at second base will be the player in the batting order position previous to the leadoff batter of the inning (or a substitute for that player). By way of example, if the number five hitter in the batting order is due to lead off the 10th inning, the number four player in the batting order (or a pinch-runner for such player) shall begin the inning on second base. Any runner or batter removed from the game for a substitute shall be ineligible to return to the game, as is the case in all circumstances under the Official Baseball Rules. For purposes of calculating earned runs under Rule 9.16, the runner who begins an inning on second base pursuant to this rule shall be deemed to be a runner who has reached second base because of a fielding error, but no error shall be charged to the opposing team or to any player.

Larger Bases – The size of first, second and third base will be increased from 15 inches square to 18 inches square at all full-season affiliates to reduce player injuries. Bigger bases were used in 2021 at the Triple-A level and in the Arizona Fall League, and were associated with a decrease in the severity of base-related injuries. In addition, the reduction in distance between bases led to a modest increase in the rate of successful stolen base attempts.

Magic Number – Compute the number of games remaining, add one, then subtract the number of games ahead in the loss column of the closest opponent. This is the number of wins a team must have to secure the pennant.

Pitch Timer – On-field timers will be used at all full-season affiliates to enforce regulations designed to create a crisp pace of play, with batters required to be ready to hit and pitchers required to deliver the pitch within allotted periods of time. With runners on base, pitchers will have additional allotted time for each pitch but will risk automatic baserunner advancement if a third pick-off attempt or step-off within the same plate appearance is made without recording an out.

Pitcher's Mound Visits – Single-A clubs will be allowed 10 visits per team. These mound visit limits will apply whether the game is scheduled for seven or nine innings. For any extra-innings played, each club shall be entitled to one additional non-pitching change mound visit per inning. Official Baseball Rule 5.10(l), which governs mound visits by a manager or coach, remains in effect (i.e., a pitcher must be removed on the second visit by a manager/coach in an inning).

Definition of Mound Visit:

-A manager or coach trip to the mound to meet with the pitcher shall constitute a visit. A player leaving his position to confer with the pitcher, including a pitcher leaving the mound to confer with another player, shall also constitute a mound visit, regardless of where the visit occurs or the length of the visit, except that the following shall not constitute mound visits: a. Discussions between pitchers and position player(s) that (i) occur between batters in the normal course of play and do not require either the position player(s) or the pitcher to relocate; b. Visits by position players to the mound to clean spikes in rainy conditions; c. Visits to the mound due to an injury or potential injury of the pitcher; and d. Visits to the mound after the announcement of an offensive substitution.



LEAGUE RULES, CTD...

2022 WHITECAPS

Cross-Up in Signs:

In the event a team has exhausted its allotment of mound visits in a game (or extra inning) and the home plate umpire determines that the catcher and pitcher did not have a shared understanding of the location or type of pitch that had been signaled by the catcher (otherwise referred to as a “cross-up”), the home plate umpire may, upon request of the catcher, allow the catcher to make a brief mound visit. Any mound visit resulting from a cross-up prior to a team exhausting its allotted number of visits shall count against a team’s total number of allotted mound visits.

SEASON REVIEW

Player Eligibility – There are no age restrictions on player eligibility in the League, however, no more than two players on a team’s active list may have five or more years of prior service. A player shall be credited with one year of minor league service for each season he was active or on the Disabled List of a minor league club for at least 30 days.

Qualifying Marks – To qualify for the league batting championship in 2022, a player must have a minimum of 356 plate appearances. To qualify for the ERA title, a pitcher must have at least 105.2 innings pitched, based on a 132-game season.

OPPONENTS

Saves Rule – One save per game may be credited to a team. Credit a pitcher with a save when he meets all three of the following criteria:

1. He is the finishing pitcher in a game won by his club; and
2. He is not the winning pitcher; and
3. He qualifies under one of the following conditions:
 - a) He enters the game with a lead of no more than three runs and pitches for at least one inning; or
 - b) He enters the game with the potential tying run either on base, at bat, or on deck; or
 - c) He pitches effectively for at least three innings.

HISTORY

Suspended Game – A called game ends at the moment the umpire terminates play. EXCEPTION: If the game is called while an inning is in progress and before it is completed, the game becomes a SUSPENDED game in each of the following situations:

1. The visiting team has scored one or more runs to tie the score and the home team has not scored.
2. The visiting team has scored one or more runs to take the lead and the home team has not tied the score or retaken the lead.
3. The game has not become a regulation game (4.5 innings with the home team ahead, or five innings with the visiting club ahead or tied).
4. Any regulation game tied at the point play is stopped because of weather, curfew, or other reason.
5. If a game is suspended before it becomes a regulation game, and is continued prior to another regularly scheduled game, the regularly scheduled game will be limited to seven innings.
6. If a game is suspended after it is a regulation game, and is continued prior to another regularly scheduled game, the regularly scheduled game will be a nine-inning game.

RECORDS

EXCEPTION: The Suspended Rule will not apply to the last scheduled game between the two teams during the championship season or league playoffs.

DETROIT TIGERS

“Step Off” Rule – Any time during a pitcher’s preliminary movements and until his natural pitching motion commits him to the pitch, he may throw to any base provided he disengages the rubbersteps directly toward such base before making the throw. The pitcher may not throw to an unoccupied base, except for the purpose of making a play or for purposes of an appeal.

MEDIA



Newspapers

Grand Rapids Press

Steve Kaminski, (616) 222-5477, skaminsk@mlive.com

Holland Sentinel

Dan D'Addona (Sports Editor), (616) 546-4276, daniel.daddona@hollandsentinel.com

Chris Zadorozny (Assistant Sports Editor), (616) 546-4271, chris.zadorozny@hollandsentinel.com

Advance Newspapers

Larry Hirt (Sports Editor), 616-209-0338, Loren_Hirt@mlive.com

Television

WOOD-TV 8 Grand Rapids (NBC)

Jack Doles, Sports Director, (616) 235-4317, jack.doles@woodtv.com

WZZM-TV 13 Grand Rapids (ABC)

Jamal Spencer, Sports Director, (616) 559-1432, jamalspencer@wzzm13.com

WXMI FOX 17 Grand Rapids (FOX)

Jason Hutton, (616) 447-5179, jhutton@fox17online.com

WWMT-TV 3 Kalamazoo (CBS)

Andy Pepper, Sports Director, (269) 388-4717, apepper@wwmt.com

WWTV Cadillac (CBS)

Matthew Doyle, Sports Director, (231) 775-3478 x3132, matthewdoyle@misportsnow.com

Broadcast Information



The West Michigan Whitecaps Baseball Network can be found online through **MiLB.TV**™. All 132 regular-season games will be aired live. Dan Hasty returns for his 7th season to handle play-by-play duties along with Nate Wangler as part of the broadcast team.

The complete broadcast schedule and an online stream of every broadcast can be found at www.whitecapsbaseball.com. All home games and road games are also streamed through **the First Pitch and TuneIn mobile apps**.

Whitecaps No-Hitters

The Whitecaps have thrown five no-hitters in franchise history, including two at Fifth Third Ballpark. Two occurred in a span of four days during the 2000 season. More than 21 years later, the Whitecaps threw a no-hitter on July 15, 2021 at LMCU Ballpark.

Date	Whitecap(s)	Game Result
April 20, 1997	Dave Borkowski	W 6-0 @ Kane County
April 17, 1999	Sean Buller & Luis Pineda	W 2-0 (7 inn./Game 2) @ South Bend
June 10, 2000	Tommy Marx	W 8-0 vs. Kane County
June 13, 2000	Calvin Chipperfield	W 2-0 (7 inn./Game 2) vs. Kane County
July 15, 2021	Sandel De La Cruz, Michael Beinlien Jared Tobey, Bryce Tassin	W 4-0 (7 inn./Game 2) vs. Fort Wayne



INFORMATION/DIRECTORIES

2022 WHITECAPS

SEASON REVIEW

OPPONENTS

HISTORY

RECORDS

DETROIT TIGERS

MEDIA

MLB PDL Information

Mailing Address.....	P.O. Box 936 Beloit, WI 53512-0936
League Statistician	Major League Baseball Advanced Media (BAM) 75 Ninth Avenue New York, NY 10011
Phone.....	(212) 485-3444
League Directors.....	Dennis Conerton (Beloit), Doug Nelson (Cedar Rapids), Greg Rosenbaum (Dayton), Jason Freier (Fort Wayne), Chris Mundhenk (Great Lakes), Peter Carfagna (Lake County), Tom Dickson (Lansing), Jason Mott (Peoria), David Heller (Quad Cities), Andrew Berlin (South Bend), Lew Chamberlin (West Michigan), Rob Zerjav (Wisconsin), Dave Walker (Director Emeritus)
League General Managers.....	Zack Brockman (Beloit), Scott Wilson (Cedar Rapids), Robert Murphy (Dayton), Mike Nutter (Fort Wayne), Chris Mundhenk (Great Lakes), Jen Yorko (Lake County), Tyler Parsons (Lansing), Jason Mott (Peoria), Joe Kubly (Quad Cities), Nick Brown (South Bend), Jim Jarecki (West Michigan), Rob Zerjav (Wisconsin)



Affiliate Directory

Organization	Phone	Fax	Press Box
Detroit Tigers	(313) 471-2000	(313) 471-2138	(313) 471-2114
Toledo Mud Hens	(419) 725-4367	(419) 725-4368	(419) 725-4367 Ext. 149
Eric SeaWolves	(814) 456-1300	(814) 456-7520	(814) 456-1300 Ext. 211
Lakeland Flying Tigers	(863) 686-8075	(863) 688-9589	(863) 413-4001
Beloit Sky Carp	(608) 362-2272	(608) 362-0418	(608) 362-2078
Cedar Rapids Kernels	(319) 363-3887	(319) 363-5631	(319) 896-7579
Dayton Dragons	(937) 228-2287	(937) 228-2284	(937) 281-0042
Fort Wayne TinCaps	(260) 482-6400	(260) 471-4678	(260) 407-5769
Great Lakes Loons	(989) 837-2255	(989) 837-8780	(989) 837-6158
Lake County Captains	(440) 975-8085	(440) 975-8958	(440) 975-8085 Ext. 144
Lansing Lugnuts	(517) 485-4500	(517) 485-4518	(517) 485-5307
Peoria Chiefs	(309) 680-4000	(309) 680-4080	(309) 680-4045
Quad Cities River Bandits	(563) 324-3000	(563) 324-3109	(563) 333-2700
South Bend Cubs	(574) 235-9988	(574) 235-9950	(574) 968-0800
West Michigan Whitecaps	(616) 784-4131	(616) 784-4911	(616) 784-2870
Wisconsin Timber Rattlers	(920) 733-4152	(920) 733-8032	(920) 733-6342
MLB Advanced Media	(212) 485-3444	(212) 485-3456	N/A

Midwest League Newspaper Directory

Club	Newspaper	Beat Writer	Phone	Fax/Email
Beloit	Beloit Daily News	Jim Franz	(608) 364-9223	(608) 365-1420
	Janesville Gazette	Eric Schmoltd	(608) 754-3311	(608) 755-8349
	Rockford Register Star	Jay Taft	(815) 987-1380	
	CSI Media	Todd Mischler	(262) 728-3424	(262) 728-5479
Cedar Rapids	Cedar Rapids Gazette	Jeff Johnson	(800) 397-8258	(319) 398-5861
	Dayton Daily News	John Boyle	(937) 225-2395	(937) 225-7352
Fort Wayne	Journal Gazette	Dylan Sinn	(260) 461-8260	(260) 461-8648
	The News Sentinel	Tom Davis	(260) 461-8240	(260) 461-8817
Great Lakes	Midland Daily News	Dan Chalk	(989) 832-5151	
	MLive.com: Bay City/Saginaw	Hugh Bernreuter	(989) 776-9771	
	Morning Sun	Jim Lahde/Nate Schneider	(989) 779-6000	(810) 776-6125
Lake County	The News Herald	David Glasier	(440) 951-0000	sports@news Herald.com
	Lake County Gazette		(440) 428-0790	(440) 428-0786
	Cleveland Plain Dealer	Tim Warsinsky	(440) 602-4770	mstarkey@plaind.com
	Lake County Sentinel	Tim Shirer	(440) 487-0892	
Lansing	Lansing State Journal	Brian Calloway	(517) 377-1071	(517) 377-1298
Peoria	Peoria Journal Star	Dave Emnian	(309) 256-1438	(309) 686-3205
Quad Cities	Quad-City Times	Steve Batterson	(563) 383-2285	(563) 383-2370
	Moline Dispatch/Rock Island Argus	Daniel Makarewicz	(309) 757-4968	(309) 797-0317
South Bend	South Bend Tribune	Tom Noie	(574) 235-6153	(574) 235-6091
	Elkhart Truth	Ken Fox	(574) 294-1661	(574) 235-6091
	Appleton Post Crescent	Mike Sherry	(920) 993-1000	(920) 733-1945
Wisconsin	Oshkosh Northwestern	Steve Clark	(920) 426-6659	(920) 426-6600
	Green Bay Press Gazette	Dale O'Brien	(920) 431-8413	(920) 431-8379



SIX-TIME MIDWEST LEAGUE CHAMPIONS

1996 ♦ 1998 ♦ 2004 ♦ 2006 ♦ 2007 ♦ 2015



The 2022 West Michigan Whitecaps Media Guide was designed, compiled and edited by Dan Hasty. Thanks to Jim Jarecki, Elaine Boonenburg, Jack Powers, Steve VanWagoner, Lori Ashcroft, Scott Lutz, the Detroit Tigers, Major League Baseball Advanced Media, Minor League Baseball, and *Baseball America* for their input and assistance. All photos are property of the Whitecaps. This publication has been printed by Kent Communications, Inc. in Grand Rapids, Michigan. Entire contents © Whitecaps Professional Baseball Corporation.

2022 WHITECAPS

SEASON REVIEW

OPPONENTS

HISTORY

RECORDS

DETROIT TIGERS

MEDIA

2022 *WHITECAPS* MEDIA REGULATIONS

SEASON CREDENTIALS will be issued only to those legitimate newsgathering organizations that plan to cover the Whitecaps on a regular basis. Credentials are non-transferable and must be visible at all times.

DAILY CREDENTIALS will be issued to legitimate newsgathering organizations that do not qualify for season credentials. To obtain credentials, your initial request must be made in writing to the Whitecaps Media Relations department. Once your letter is on file, contact either Dan Hasty by email at danh@whitecapsbaseball.com or phone (616-784-4131) or Steve VanWagoner at SteveV@whitecapsbaseball.com or 616-318-8949 in daily credential requests. The deadline to submit your credential request is five hours before game time.

PARKING PASSES: Your media pass will also serve as a parking pass. The reserved media parking area is in the south parking lot in the rows closest to US 131. A parking attendant will direct you to the proper space. There is no parking fee for working media.

PRESS WILL CALL: Credentials may be picked up at the Will Call window (on the south side of the ballpark). Will Call opens two hours prior to game time.

ADMISSION: Media must enter LMCU Ballpark through the Pass Gate, located to the right of the ticket windows.

TELEVISION CREWS: There is a television platform located on the concourse behind home plate. Reserved parking for photographers is located near the service entrance and is identified by outlet.

FIELD: Only credentialed media with field access will be allowed onto the field. All media must clear the field 15 minutes prior to the start of the game unless special permission has been granted.

DUGOUT: Photographers are allowed in the dugout camera area, but are not permitted into the team's side of the dugout, which is designated by a solid yellow line.

PRESS BOX: The press box is located on the upper level behind home plate. The entrance to the press box is located between sections 216 and 217. No food or drink is to leave the press box unless it is for a member of a camera crew. The press box is available to working media only. No spouses, guests or children of members of the media will be allowed in the press box.

MEDIA SEATING: Media will be able to use the visiting radio booth, assuming the visiting team's radio crew has decided not to travel to LMCU Ballpark. Otherwise, an available suite inside LMCU Ballpark will be made available for media use. In the event the visiting radio booth is in use *and* all suites are booked for the given ballgame, further arrangements will be made.

INTERVIEWS: Interviews will follow a predetermined schedule for before and after games. In order to request an interview, contact Steve VanWagoner at SteveV@whitecapsbaseball.com or 616-318-8949, or Dan Hasty at DanH@whitecapsbaseball.com.

FOOD: Working media members may write food orders on the clipboard located just inside the door of the press box. Orders will be submitted to the suite staff at the start of the first inning. Drinks are provided in a refrigerator. Media food is complimentary, within reason. Tips for the waitstaff are encouraged.

STATS & INFORMATION: The West Michigan Whitecaps media department is entirely paperless and digital this season. Media materials are accessible via the Whitecaps Online Press Box at www.milb.com/west-michigan/team/pressbox. Game notes and statistics should be made available approximately two hours before game time. Anyone needing information earlier should contact the Whitecaps' Media Relations department.

CLUBHOUSE: The Whitecaps' clubhouse is open to the media during the first 15 minutes of visitors batting practice and shortly after the game with permission and admission from a member of the Whitecaps' Media Relations department. These times are estimates and can be changed at the manager's discretion. If you have a specific request for an interview, please contact Dan Hasty at (586) 604-6755 at least one day in advance. The training room is always off-limits to members of the media.

BATTING PRACTICE: Members of the media are welcome to attend batting practice and interview players during this time. A member of the Whitecaps' Media Relations department should accompany media members for interviews during batting practice. While on the field, members of the media must stay in foul territory to avoid possible injury. The Whitecaps are not responsible for any injuries that may be incurred while on the field.

AUTOGRAPHS: Autograph seeking by members of the media is prohibited.

FOR MORE INFORMATION regarding policies or questions about interviews, photo requests, statistical information, credential requests, news releases, etc., please contact Dan Hasty at (586) 604-6755.

VIOLATIONS of media regulations may result in revocation of an individual's credentials.

These rules and regulations are subject to change at the discretion of the Whitecaps' Media Relations department or Whitecaps Manager Brayan Peña. Thank you for your cooperation.



WEST MICHIGAN WHITECAPS

IT'S YOUR SUMMER!



2022 SCHEDULE • HIGH-A AFFILIATE

APRIL

SUN MON TUE WED THUR FRI SAT

					1	2	
					6:05 GL	1:05 GL	
3	4	5	6	7	8	9	
10	11	12	13	14	15	16	
1:05 GL		6:35 LAN	12:05 LAN	6:35 LAN	6:35 LAN	2:00 LAN	
17	18	19	20	21	22	23	
2:00 LAN		7:05 DAY	7:05 DAY	7:05 DAY	7:05 DAY	1:05 DAY	
24	25	26	27	28	29	30	
1:05 DAY		6:35 GL	12:05 GL	6:35 GL	6:35 GL	2:00 GL	

MAY

SUN MON TUE WED THUR FRI SAT

1	2	3	4	5	6	7	
2:00 GL		11:00 LAN	7:05 LAN	7:05 LAN	7:05 LAN	7:05 LAN	
8	9	10	11	12	13	14	
1:05 LAN		6:35 BEL	6:35 BEL	6:05 BEL	11:00 BEL	6:35 BEL	
15	16	17	18	19	20	21	
2:00 BEL		6:35 FW	6:35 FW	7:05 FW	7:05 FW	6:35 FW	
22	23	24	25	26	27	28	
1:05 FW		6:05 DAY	11:00 DAY	6:35 DAY	6:35 DAY	6:35 DAY	
29	30	31					
6:00 DAY		6:05 LC					

JUNE

SUN MON TUE WED THUR FRI SAT

			1	2	3	4	
			11:00 LC	7:00 LC	7:00 LC	7:00 LC	
5	6	7	8	9	10	11	
1:00 LC		6:35 LAN	6:35 LAN	6:35 LAN	6:35 LAN	6:35 LAN	
12	13	14	15	16	17	18	
2:00 LAN		7:05 PEO	12:05 PEO	7:35 PEO	7:35 PEO	7:35 PEO	
19	20	21	22	23	24	25	
1:35 PEO		7:35 CR	7:35 CR	7:35 CR	7:35 CR	7:35 CR	
26	27	28	29	30			
3:05 CR		6:35 FW	6:35 FW	6:35 FW			

JULY

SUN MON TUE WED THUR FRI SAT

						1	2
						6:35 FW	6:35 FW
3	4	5	6	7	8	9	
6:00 FW	7:05 DAY		7:05 DAY	7:05 DAY	7:05 DAY	7:05 DAY	
10	11	12	13	14	15	16	
1:05 DAY		6:35 WIS	12:05 WIS	6:35 WIS	6:35 WIS	6:35 WIS	
17	18	19	20	21	22	23	
2:00 WIS						7:05 GL	7:05 GL
24	25	26	27	28	29	30	
1:05 GL		6:35 DAY	6:35 DAY	6:35 DAY	6:35 DAY	6:35 DAY	
31							
2:00 DAY							

AUGUST

SUN MON TUE WED THUR FRI SAT

		1	2	3	4	5	6
		7:05 LAN	1:05 LAN	7:05 LAN	7:05 LAN	7:05 LAN	
7	8	9	10	11	12	13	
1:05 LAN		7:35 BEL	7:35 BEL	7:35 BEL	7:35 BEL	7:35 BEL	
14	15	16	17	18	19	20	
2:05 BEL		6:35 LC	6:35 LC	6:35 LC	6:35 LC	6:35 LC	
21	22	23	24	25	26	27	
2:00 LC		6:35 SB	6:35 SB	6:35 SB	6:35 SB	6:35 SB	
28	29	30	31				
2:00 SB		6:35 FW	6:35 FW				



SEPTEMBER

SUN MON TUE WED THUR FRI SAT

						1	2	3
						7:05 FW	7:05 FW	7:05 FW
4	5	6	7	8	9	10		
6:05 FW		6:35 GL	6:35 GL	6:35 GL	6:35 GL	6:35 GL		
11	12	13	14	15	16	17		
2:00 GL								

HOME	AWAY	FAMILY FARE FIREWORKS
------	------	-----------------------

ALL TIMES ET AND ARE SUBJECT TO CHANGE *
WHITECAPSBASEBALL.COM



HIGH-A CENTRAL

- BEL** Beloit Sky Carp (Marlins)
- CR** Cedar Rapids Kernels (Twins)
- DAY** Dayton Dragons (Reds)

- FW** Fort Wayne TinCaps (Padres)
- GL** Great Lakes Loons (Dodgers)
- LAN** Lansing Lugnuts (A's)
- LC** Lake County Captains (Indians)

- PEO** Peoria Chiefs (Cardinals)
- QC** Quad Cities River Bandits (Royals)
- SB** South Bend Cubs (Cubs)
- WIS** Wisconsin Timber Rattlers (Brewers)