



2022-23 ROCHESTER
AMERICANS

MEDIA GUIDE





TABLE OF CONTENTS

Amerks 2022-23 Media Guide

ROCHESTER AMERICANS PERSONNEL

Rochester Americans Staff Directory.....	4
Amerks 2022-23 Schedule	6
Amerks Executive Staff	7
Amerks Hockey Department.....	12
Amerks Media Relations Department	22
Amerks Broadcast Department.....	23

PLAYERS

Amerks 2022-23 Roster.....	26
Amerks 2022-23 Pronunciation Guide	27
Amerks Player Profiles.....	28

2021-22 SEASON IN REVIEW

AHL Award Winners and All-Star Teams.....	70
AHL Regular Season Division Standings.....	71
AHL Regular Season Conference Standings	72
AHL Regular Season Scoring Leaders.....	73
AHL Regular Season Rookie Leaders.....	75
AHL Regular Season Defensemen Leaders.....	77
AHL Regular Season Goaltending Leaders.....	79
AHL Regular Season Special Teams Breakdown.....	80
Regular Season Attendance Report.....	81
AHL Playoffs Standings.....	82
AHL Playoffs Scoring Leaders.....	83
AHL Playoffs Rookie Leaders.....	85
AHL Playoffs Defensemen Leaders.....	87
AHL Playoff Goaltending Leaders.....	89
AHL Playoffs Special Teams Breakdown.....	90
AHL Playoffs Attendance Report.....	91
Amerks Final Regular Season Statistics.....	92
Amerks Regular Season Game-By-Game Results	93
Amerks vs. The AHL.....	95
Regular Season Highs & Lows.....	96
Regular Season By The Numbers	97
Shootout Results	99
Regular Season Additional Statistics	100
Amerks When Was The Last Time	101
Regular Season Player Game Summary	102
Amerks Final Playoffs Statistics	110
Amerks Playoffs Game-By-Game Results	111
Amerks Playoffs Highs & Lows.....	112
Amerks Playoffs By The Numbers.....	113
Amerks Additional Playoff Statistics	114
Amerks Playoffs Player Game Summary	115

RECORD BOOK

Year-By-Year Standings.....	118
Year-By-Year Statistics.....	154
All-Time Season-Opening Results	206
All-Time Attendance Figures.....	207
Amerks All-Time Team Leaders.....	208
Single-Season Team Records	210
Team Game Records.....	212
Single-Season Individual Records.....	213
Single-Season Individual Goaltender Records.....	215
Single-Season Individual Game Records.....	216
Amerks 20-Goal Scorers	217
Amerks 85-Point Performances.....	221

PLAYOFFS

Playoff Notes.....	200
Amerks Calder Cup Championship Teams.....	202
Playoff Notes.....	223
Amerks Calder Cup Championship Teams.....	225
AHL Calder Cup Champions.....	226
Amerks All-Time Playoff Results vs. AHL Teams.....	228
Amerks All-Time Playoff Series Summary	232
Amerks All-Time Playoff History	233
Amerks All-Time Amerks Playoff Leaders.....	244
Amerks All-Time Playoff Statistics	245
Amerks All-Time Playoff Goaltenders	264

HISTORY

All-Time Records vs. Current AHL Clubs	267
Amerks All-Time Coaches.....	268
Amerks Coaches Lifetime Records.....	270
Presidents & General Managers	271
All-Time Captains	272
Affiliation Timeline.....	273
Amerks Firsts & Milestones.....	274
Amerks Team Award Winners	276
Amerks AHL Award Winners.....	281
Amerks AHL All-Stars.....	284
Amerks All-Time Forwards	285
Amerks All-Time Defensemen	300
Amerks All-Time Goaltenders.....	308
Amerks All-Time Offensive Goalie Statistics.....	311
Amerks All-Time Goaltending Records.....	314
AHL All-Time Leaders	323
Amerks Hall of Fame	324
Amerks Alumni.....	326

BUFFALO SABRES

2022-23 Regular Season Schedule.....	341
Staff Directory.....	342
2021-22 Sabres Regular Season Statistics.....	344
2021-22 Individual Scoring Breakdown.....	345
2021-22 Individual Goal-Scoring Breakdown.....	346
2021-22 Sabres Game-By-Game Results.....	347
2021-22 Sabres Record When.....	349
2021-22 Sabres Team Records.....	350
2021-22 Sabres Situational Scoring.....	351
Sabres All-Time Record Book	352
Sabres All-Time Draft History.....	354
History of Affiliation.....	363

MEDIA INFORMATION

2022-23 NHL PR Directory	365
2022-23 AHL PR Directory.....	368
2022-23 ECHL PR Directory.....	370
Rochester Media Directory.....	371
2022-23 Amerks Gameday Procedures.....	373
Important Directions.....	375
Blue Cross Arena at the Rochester War Memorial.....	376
Amerks 50th Anniversary Team.....	379



ROCHESTER AMERICANS

PERSONNEL





STAFF DIRECTORY

Club Personnel

EXECUTIVE STAFF

Owner.....Terrence M. Pegula
 President Kim Pegula
 General Manager Jason Karmanos
 Vice President of Business Operations Robert Minter
 Director of Strategic Planning Jody Gage

HOCKEY OPERATIONS DEPARTMENT

General Manager Kevyn Adams
 Head Coach Seth Appert
 Assistant Coach..... Michael Peca
 Assistant Coach..... Mike Weber
 Video Coach and Team Services Amir Gulati
 Director of Player Development..... Adam Mair
 Development Coaches..... Nathan Paetsch, Tim Kennedy
 Goaltending Development Coach..... Seamus Kotyk

EQUIPMENT STAFF

Head Equipment Manager..... Andrew Stegehuis
 Assistant Equipment Manager..... Carl Hirner
 Equipment Assistants..... Ben Calkins, Chris Caveny

HOCKEY PERFORMANCE DEPARTMENT

Head Athletic Trainer..... Michael Dhesse
 Assistant Athletic Trainer..... Kent Weisbeck
 Assistant Athletic Trainer..... Kedryn Orrison Pilgrim
 Strength and Conditioning Coach..... Nick Craven
 Sports Dietician..... Christine Dziedzic

MEDICAL

Head Team Physician, Orthopedics.....
 Dr. Geoff Bernas, M.D.
 Team Physician, Orthopedics.....
 Dr. Mike Freitas, M.D.
 Team Physician, Primary Care Sports Medicine.....
 Dr. Michael Rauh, M.D.
 Team Physician, Primary Care Sports Medicine.....
 Dr. Brandon Brownell, M.D.
 Medical Consultant, Orthopedics.....
 Dr. Robert Bronstein, M.D.
 Team Chiropractor.....
 Dr. Donald Dudley, D.C.
 Team Dentist.....
 Jordan Antetomaso, D.M.D, and Matt Wolfe, D.M.D.

COMMUNICATIONS/MEDIA & COMMUNITY RELATIONS

Senior Director of Public and Media Relations ... Warren Kosel
 Public and Media Relations Coordinator Ryan Harr
 Multimedia Journalist..... Suzie Cool
 Play-by-Play Broadcaster Don Stevens
 Team Photographer..... Micheline Veluvolu

BUSINESS DEVELOPMENT

Senior Director of Business Development Chad Buck
 Senior Director of Partnership Services..... Nicole Richardson
 Partnership Services Coordinator Matt Crowley
 Corporate Partnership Sales Associate..... Dan Capriotti

MARKETING

Director of Marketing and Digital Media Emily Wade
 Marketing Coordinator Karissa Jones

GAME PRESENTATION

Director of Game Presentation Julie Mros
 Game Presentation Coordinator TBD

VIDEO PRODUCTION & CREATIVE SERVICES

Manager of Creative Services..... Matt Miller
 Multimedia Specialist Cassandra Opela

TICKET SALES & OPERATIONS

Director of Ticket Sales David Aitken
 Manager of Ticket Sales Andrew DePuy
 Manager of Group Sales..... Tim Darrow
 Group Events Specialist..... Brian McGreevy
 Group Events Specialist..... Trenton Davis
 Youth Hockey and Group Events Specialist... Brian Krentzman
 Ticket Sales Executive Paige Biggins
 Ticket Sales Executive Mckenna Chesbro
 Ticket Sales Executive Kaitlyn Valenza
 Office Efficiency and Engagement Coordinator... Melanie Basile

ARENA OPERATIONS

Director of Arena Operations..... Robert Neumann
 Senior Event and Operations Manager..... Michele Crawford Korn
 Ticket Operations Manager..... Cody Kalinowski
 Operations Lead..... Mike Ventrella
 Operations Malcolm Smedley
 Operations..... Steve Zaccaria
 Operations..... Chris Mason
 Engineering..... Larry Klein

MERCHANDISE

Director of Merchandise Mike Kaminska
 Amerks Team Store Manager Jackson Howe

INFORMATION TECHNOLOGY

Director of Information Technology Todd Henzler
 Advanced IT Support Specialist Nathan Brozyna
 IT Support Specialist..... Mike Walker
 IT Support Specialist..... Chris McCormick



STAFF DIRECTORY

Club Personnel

HUMAN RESOURCES

Director of Human ResourcesErin Fierle
 Human Resources Generalist Amanda Czajka
 Payroll CoordinatorAbigail Blakely

GENERAL INFORMATION

Executive Offices
 The Blue Cross Arena at the Rochester War Memorial
 One War Memorial Square, Rochester, NY 14614
 Telephone/Executive Offices (585) 454-5335
 Fax Number (585) 454-3954
 Website..... www.amerks.com
 Home IceThe Blue Cross Arena at the Rochester War Memorial
 Dimensions of Rink..... 197' x 85'
 Seating Capacity..... 10,662
 Location of Press Box..... Suite Level
 NHL Affiliate..... Buffalo Sabres
 ECHL AffiliateCincinnati Cyclones
 Club Colors Red, White, Blue
 Home Uniforms Base - White; Trim - Blue, Red
 Road Uniforms Base - Blue; Trim - White, Red
 Home Game Times.....
 Wednesday-Saturday @ 3:05, 5:05, 6:05 and 7:05 p.m.....
 Sunday @ 3:05 p.m.
 TV StationMSG Network/CW Rochester
 Radio Station.....950 AM/95.7 FM The Fan Rochester
 Webcasts.....AHLTV and The Fan Rochester

PRACTICE FACILITY

Arena Bill Gray's Regional Iceplex
 2700 Brighton-Henrietta Townline Rd.,
 Rochester, NY 14623
 Telephone Number..... (585) 454-4625
 Website.....www.billgraysiceplex.com

MEDIA GUIDE CONTRIBUTIONS

Executive Editor.....Warren Kosel
 Editor.....Ryan Harr
 Editor.....Suzie Cool
 Copy Contributor.....Don Stevens
 Cover and Guide Photographer.....Micheline Veluvolu
 Design & Content Layout.....Vicki Sitek and Michelle Bernhardt



OFFICIAL AND EXCLUSIVE CASINO & GAMING PARTNER OF THE ROCHESTER AMERICANS

2022-23 ROCHESTER AMERICANS SCHEDULE

■ HOME ■ AWAY
★ SPECIALTY JERSEY NIGHT

OCTOBER 2022

SUN	MON	TUE	WED	THU	FRI	SAT
						1
2	3	4	5	6	7	8
9	10	11	12	13	14 7:05	15 4:00
16	17	18	19 7:05	20	21 7:05	22 7:00
23	24	25	26	27	28 7:00	29 3:00
30	31					

NOVEMBER 2022

SUN	MON	TUE	WED	THU	FRI	SAT
		1	2 7:05	3	4 7:05	5 7:00
6	7	8	9 7:00	10	11 7:05	12 7:05
13	14	15	16	17	18 ★ 7:05	19 7:00
20	21	22	23 7:05	24	25 7:05	26 7:05
27	28	29	30			

DECEMBER 2022

SUN	MON	TUE	WED	THU	FRI	SAT
				1 7:00	2	3 7:00
4	5	6	7 7:05	8	9 7:05	10 4:00
11	12	13	14	15	16 7:00	17 8:00
18	19	20	21	22	23 7:05	24
25	26	27	28 7:05	29	30 7:05	31 4:00

JANUARY 2023

SUN	MON	TUE	WED	THU	FRI	SAT
1	2	3	4 7:05	5	6 7:05	7 7:00
8	9	10	11 7:05	12	13	14 ★ 6:05
15	16	17	18 7:05	19	20 7:00	21 7:30
22	23	24	25 7:05	26	27 7:05	28 ★ 8:05
29	30	31				

FEBRUARY 2023

SUN	MON	TUE	WED	THU	FRI	SAT
			1	2 7:05	3	4 7:05
5	6	7	8	9	10 7:05	11 7:00
12	13	14 7:00	15	16	17 7:05	18 4:00
19 3:05	20	21	22	23	24 ★ 7:05	25 7:05
26 3:05	27	28				

MARCH 2023

SUN	MON	TUE	WED	THU	FRI	SAT
			1 7:00	2	3 7:00	4 7:05
5	6	7	8	9	10 7:05	11 7:00
12 3:05	13	14	15 7:05	16	17 7:05	18 7:00
19	20	21	22	23	24 7:05	25 7:00
26 ★ 3:05	27	28	29 7:05	30	31 7:00	

APRIL 2023

SUN	MON	TUE	WED	THU	FRI	SAT
						1 ★ 5:05
2	3	4	5 7:05	6	7 7:00	8 7:00
9	10	11	12	13	14 7:05	15 ★ 5:05
16 3:00	17	18	19	20	21	22
23	24	25	26	27	28	29
30						



EXECUTIVE STAFF

Club Personnel

TERRENCE M. PEGULA | Owner



Terry Pegula is a self-made success story, rising from humble beginnings to become one of the most respected leaders in the energy industry, and one of very few professional sports owners to operate franchises in multiple sports.

Together with his wife Kim, Terry realized a life-long dream on October 8, 2014. The Pegulas received the unanimous approval of NFL owners to succeed Pro Football Hall of Famer Ralph C. Wilson, Jr. and become the second owners in the storied history of the Buffalo Bills.

Terry serves as CEO of the Bills and currently sits on the NFL's Health and Safety committee. In 2016, the Pegulas were honored with the Tank Younger Award, which recognizes extraordinary contributions towards diversity in the NFL.

Raised in Carbondale, Penn., Terry is a 1969 graduate of Scranton Preparatory School. He entered Penn State University as a math major and was accepted into the Petroleum and Natural Gas Engineering Program. He went on to graduate with a Bachelor of Science degree in 1973 and landed his first job with Getty Oil Co. in Victoria, TX. He later joined Felmont Oil Co. as an Area Engineer, a decision that brought him to Olean, NY in 1975.

In 1983, Terry borrowed \$7,500 from family and friends to create East Resources Inc., an independent oil and gas exploration and production company operating in the Appalachian Basin. Over the next 27 years, Terry built East into one of the largest privately held companies in the United States. In July of 2010, Royal Dutch Shell purchased the assets of East Resources Inc., which continues to be active today. In 2012, Terry formed JKLM Energy. JKLM is staffed with many former East Resources employees and takes pride in contributing to U.S. energy independence by producing Pennsylvania natural gas, elevating the state into one of the top producing regions in the world.

Upon the sale of East Resources assets, Terry focused his attention on his love of sports. In September of 2010, the Pegulas announced a gift of \$102 million to construct Pegula Ice Arena, paving the way for Division I hockey at Penn State.

On February 22, 2011, Terry and Kim purchased the NHL's Buffalo Sabres. They followed up their commitment to hockey by purchasing the AHL's Rochester Americans later that year, restoring a longtime affiliation between the Sabres and Amerks. The Pegulas opened Harborcenter in 2014. The \$200 million-dollar complex, next door to the Sabres' KeyBank Center, includes two hockey rinks, training facilities, four restaurants, a full-service Marriott Hotel and parking. The combination of KeyBank Center and Harborcenter have allowed Buffalo to be a center for hockey, hosting the 2016 NHL Draft, the NHL Combine every year since 2015, the 2018 World Junior Hockey Championships, and the 2019 NCAA Frozen Four.

In addition to helping manage the family's sports operations, Terry runs JKLM Energy in Pittsburgh, and his family's business operations in Boca Raton, Florida. Terry and Kim have five children: Michael, Laura, Jessica, Kelly and Matthew.



EXECUTIVE STAFF

Club Personnel

KIM PEGULA | Team President



Kim Pegula is the President and CEO of Pegula Sports and Entertainment, and President of both the Buffalo Bills and Buffalo Sabres as well as the AHL's Rochester Americans.

A native of Fairport, N.Y., she attended nearby Houghton College and graduated in 1991 with a degree in communications. Kim began her professional career with East Resources in 1991 and was involved with the company until its sale in 2010.

On October 8, 2014, Kim, along with her husband Terry, realized a long-time dream as they became only the second owners of the Bills. Kim currently serves on the NFL's Super Bowl and Major Events Advisory Committee, Business Ventures Committee, and NFL Foundation Committee. She also serves on the Board of Directors of the Hockey Hall of Fame and Museum and the Republic Services Group.

Kim got her start in sports in 2011 after she and Terry purchased the Buffalo Sabres. In May 2018, she became the first female to hold the post of President for both an NHL and NFL team. Kim and Terry's sports ownership also extends to the NLL Buffalo Bandits and Rochester Knighthawks and the AHL Rochester Americans.

After owning multiple professional sports teams in the same market, Kim launched Pegula Sports and Entertainment (PSE) in 2014, creating a management company that oversees the business operations across all Pegula-owned entities and sports teams. Since its inception, PSE has expanded its reach to include Harborcenter, a multipurpose facility anchored by two NHL-size ice rinks and a Marriott Hotel franchise; PicSix, a full service creative agency specializing in video, digital and marketing creative services for a variety of companies, a hospitality division that operates multiple restaurants including (716) Food and Sport, a Tim Hortons Café & Bake Shop franchise, The Healthy Scratch cafe, and The Draft Room. In 2017, PSE added ADPRO Sports to their portfolio, providing branded merchandise to teams and companies across the country.

PSE, through its managed entities, has been key to bringing new business opportunities to Buffalo, including multi-year agreements to host the NHL Combine, 2016 NHL Draft, 2018 World Junior Championships, 2019 Frozen Four NCAA Men's Hockey Tournament, as well as a wide variety of stadium and arena concerts and national and international tournament events at all levels.

Kim and the PSE entities have been honored with a number of awards including Business First's Most Influential People, four NYS Emmy Awards for sports content, Buffalo Best Place To Work, the Tank Younger Award for embracing diversity in the NFL, and numerous individual recognitions of her staffs.

Kim and Terry have also given back to encourage the growth of sports and the many intangible benefits they believe sports creates for individuals, fans and their community. In 2010, the Pegulas gave an unprecedented \$102 million for the creation of the Pegula Ice Arena at Terry's alma mater Penn State. The facility allowed for Penn State's hockey program to become a NCAA Division I team and was the final piece for the formation of the Big Ten Hockey Conference. Kim also gave back to her alma mater, Houghton College, with a gift of \$12 million to build the Kerr-Pegula Athletic Complex allowing Houghton College athletics to become a Division III program.

Terry and Kim have five children: Michael, Laura, Jessica, Kelly and Matthew.



EXECUTIVE STAFF

Club Personnel

JASON KARMANOS | General Manager



The Buffalo Sabres named Jason Karmanos as the team's associate general manager on April 14, 2021.

Karmanos also serves as general manager of the AHL's Rochester Americans and oversees the Sabres' scouting, player development and analytics departments.

Prior to joining the Sabres, the native of Orchard Lake, Michigan, spent six seasons (2014-20) with the Pittsburgh Penguins, where he served as the assistant general manager for three seasons. He was the club's vice president of hockey operations prior to that.

In his roles with Pittsburgh, Karmanos spearheaded the revamping of the Penguins' use of hockey analytics to assist management in their decision-making process.

He was also a member of the Carolina Hurricanes' front office from 1998-2013 and served as an assistant general manager for 13 of those seasons.

Karmanos, 46, has been part of three Stanley Cup championships. He won with Carolina in 2006 and with Pittsburgh in 2016 and 2017.

Sabres general manager Kevyn Adams was an alternate captain on the 2005-06 Hurricanes. Adams and Karmanos were also teammates on the United States' 1994 World Junior Championship team.

Before becoming a hockey executive, Karmanos played four seasons at Harvard, where he earned a Bachelor of Arts degree with honors. He played one season for the Raleigh Ice Caps of the ECHL in 1996-97, but an eye injury ended his playing career.



EXECUTIVE STAFF

Club Personnel

ROBERT MINTER | Vice President of Business Operations



Office: (585) 454-5335 ext. 4121

Direct: (585) 286-9926

E-mail: robert.minter@bluecrossarena.com

Rob Minter was named Vice President of Business Operations on December 12, 2017. In this role, Minter is responsible for overseeing the day-to-day business-related activities of the Rochester Americans and Knighthawks organizations as well as Blue Cross Arena.

The Amerks have achieved organizational success year after year under Minter's leadership, winning several team awards honoring business excellence and service. The organization won three awards following the 2021-22 season, including the American Hockey League's Community Service Excellence Award among all Eastern Conference teams for exceptional community relations efforts during the campaign.

The Amerks were also among the teams honored with an 83 percent renewal rate in corporate sales revenue for the 2021-22 season, a mark the team has reached six times since the 2016-17 season. The team was also recognized for hosting the most immersive game operations experience in the AHL this past season with their Bills Day game.

Additionally, Minter successfully navigated the organization through the operational challenges presented by the COVID-19 pandemic, leading the Amerks and Blue Cross Arena back to a state of normalcy.

Minter, who begins his fifth full season leading the organization in 2022-23, was also instrumental in the successful transition of Pegula Sports and Entertainment (PSE) taking over management of The Blue Cross Arena in August 2018. The move, in partnership with the City of Rochester, further allows the continued development along Rochester's downtown corridor and Genesee River. He also assisted in securing a multi-million-dollar renovation plan for the venue, including a new state-of-the-art videoboard and ribbon wall that were unveiled prior to the 2018-19 season.

Most recently, Minter played a lead role in the acquisition and subsequent rebrand of the Rochester Knighthawks franchise. The Knighthawks became the latest entity under the ownership of PSE and debuted in the National Lacrosse League as an expansion team during the 2019-20 season, restoring the NLL to a then league-high 13 member teams. The 2022-23 season will also be the fourth in which Minter will oversee an expanded front office staff for both the Amerks and Knighthawks franchises.

Minter joined the organization following three years as the director of premium seating for the NFL's New Orleans Saints and NBA's New Orleans Pelicans. During his tenure in New Orleans, Minter organized and managed a sales staff focused on the sale and retention of premium products for both franchises.

Prior to his time in New Orleans, Minter was the general manager of IMG Learfield Ticket Solutions, where he was instrumental in delivering high-value ticket sales and data solutions for all 19 Virginia Tech athletic programs.

Minter also gained experience holding various roles in the business development department with the Cleveland Cavaliers, including overseeing all ticketing operations for the Lake Erie Monsters of the American Hockey League as well as the Canton Charge, the organization's NBA D-League team. He began his full-time career in sports as a sales consultant for the Monsters from 2008 to 2010 before serving as the team's inside sales manager for the 2010-11 season.

Minter is a native of Virginia and a 2007 graduate of Shepherd University in Shepherdstown, West Virginia. He currently resides in Pittsford with his wife, Lauren, and their two sons, Connor (10) and Patrick (8).



EXECUTIVE STAFF

Club Personnel

JODY GAGE | Director of Strategic Planning



Jody Gage serves as the Director of Strategic Planning in the Amerks' front office, where he has worked since the 1995-96 season. The role is Gage's fourth within the organization, having previously served as Assistant General Manager, General Manager and Director of Player Personnel during his tenure in the front office following his retirement as a player.

During Gage's 13 seasons as the team's general manager, he saw nine teams reach the finals (three hockey, six lacrosse). The Amerks advanced to the Calder Cup Finals in 1999 and 2000, and he was the Assistant General Manager when the Amerks won the 1996 Calder Cup. The original Rochester Knighthawks franchise (National Lacrosse League), a team for which he has served as GM, reached the National Lacrosse League Finals in 1999, 2000 and 2003 -- and won the 1997 Major Indoor Lacrosse League title and the 2007 National Lacrosse League crown.

In his former role as VP of Player Personnel for the Knighthawks, Gage helped lead the team to an unprecedented three straight championships (2012, 2013, 2014). Gage also served as the general manager of the Rochester Rattlers of Major League Lacrosse for eight seasons and captured the Steinfeld Cup in 2008.

In 1998-99, the AHL awarded him the James C. Hendy Award as the league's outstanding executive. Gage assembled a team that won both the AHL Empire Division Championship and the Western Conference Championship and earned a berth in the 1999 Calder Cup Finals. The 1998-99 Amerks broke franchise records for most wins (52) and most points (111), and league records for fewest goals allowed (176) and fewest road goals allowed (86). In 2004-05, the hockey team rewrote the record books, setting franchise records for points (112), shutouts (9) and consecutive wins (17). That Amerks team also won the regular season points title, while wrapping up the North Division and Western Conference.

Gage received one of the highest honors of his career in 2006, as he was inducted into the inaugural class of the AHL Hall of Fame. He joined legends Johnny Bower, Jack Butterfield, Fred Glover, Willie Marshall, Frank Mathers and Eddie Shore. The ceremony was conducted at the 2006 Rbk Hockey American Hockey League All-Star Classic in Winnipeg, Manitoba (January 31st to February 1st). In January of 2010, Gage was enshrined into the Knighthawks Hall of Fame as part of the Class of 2010. With the honors, Gage enters the Hall of Fame as the only person to now grace the Hall of Fames for two Rochester professional sports teams: the Knighthawks and the Rochester Americans.

Because his name is synonymous with AHL stardom, he was able to acquaint himself quickly with his peers off the ice, and it did not take long for him to earn a reputation as a well-respected, savvy hockey GM. In his first season, Gage's team captured the Amerks' first division title since the 1990-91 season, making him the first Amerks' GM in team history to win a division title in his inaugural season.

It was no surprise that he achieved success, having been involved with three Calder Cup championship teams during his pro career. He was a member of the Adirondack Red Wings Calder Cup team in 1981, the Amerks squad in 1987, and was Rochester's Assistant GM when the Amerks secured their sixth Calder Cup in 1996, having retired during the season due to lingering knee ailments.

Originally a third-round draft selection (45th overall) of the Detroit Red Wings in the 1979 NHL Entry Draft, the Toronto native spent six seasons in the Detroit organization before signing a free-agent contract with the Buffalo Sabres on July 31, 1985. Gage would spend the rest of his career in the Sabres and Amerks organizations, signing his final contract with the Amerks on August 23, 1995, just a few months after Steve Donner purchased the Rochester club from Buffalo in June 1995.

Dubbed "Mr. Amerk" during his 11-year career in Rochester, Gage finished as the Amerks' all-time leader in goals, assists, points and games played. He holds the Amerks' record for game-winning goals in one season (9, 1987-88) and goals/points by a right wing in one season (60/104, 1987-88). Gage is one of just three players to record 500 career AHL goals and 1,000 career AHL points, and his 17 AHL seasons tie him for third in league history. Some of his other AHL accolades include the 1987-88 AHL MVP award and a berth on the First Team All-Star squad. He also earned AHL First Team All-Star honors following the 1985-86 and 1990-91 seasons, a place on the AHL's All-Time Team in 1992 -- as chosen by the media -- and selection as the U.S. Team Captain for the AHL All-Star Game in 1995. Gage also holds AHL records for the two fastest short-handed goals in one game (8 seconds, 3/25/89), the most 40+ goal seasons (7), and the most playoff goals (51) in AHL history.

In 1999, he was inducted into the Amerks Hall of Fame. On March 19, 1999, Gage and Dick Gamble had their No. 9 retired, joining Norm "Red" Armstrong as the only players in team history to receive that honor.

Gage (born 11/29/59) resides in Chili with his wife Charlotte. The couple has a son, Ryan, and a daughter, Stefanie, as well three grandsons, Joseph, Teddy and Gordon. Jody is an avid and accomplished golfer. He also enjoys spending time with his family.



HOCKEY OPERATIONS

Club Personnel

SETH APPERT | Head Coach



Seth Appert enters his third season as head coach of the Rochester Americans in 2022-23 after being named to the position on August 18, 2020.

Appert is 48-44-9-4 over his first two seasons behind the Amerks bench, which includes a 37-win campaign in 2021-22 that culminated with an extended playoff run as part of the team's first playoff appearance in four years. After leading Rochester to a fifth-place finish in the American Hockey League's North Division standings and becoming the sixth straight head coach to reach the 30-win mark in his first full season at the helm, Appert spearheaded one of the most impressive playoff runs in nearly two decades. Under Appert, the Amerks won their first playoff series since 2005 and advanced to the third round of Calder Cup Playoffs for the first time since 2004, first sweeping Belleville in the play-in round before ousting Utica, one of the AHL's top teams in the regular season, in the best-of-five North Division Semifinals.

Appert was responsible for the development of two of the league's most dynamic scorers in rookie forwards Jack Quinn and JJ Peterka, both of whom would later be named to the AHL's All-Rookie Team and Quinn earning the honors as the league's Most Outstanding Rookie. Both also made their National Hockey League debuts with the Buffalo Sabres last season, representing two of 14 different Amerks to appear in at least one game with the big club.

In his first campaign behind the Amerks bench, he guided the team to an 11-15-2-1 record over a condensed 29-game season in 2020-21. Despite the shortened season, however, player development was still very much a priority for Appert and his staff as evidenced by more than a dozen players earning recalls to the parent Buffalo Sabres, including Appert himself at one point. Nine made their Sabres debuts and five made their NHL debuts.

Rochester also had five different goaltenders dress during the 2020-21 season, the most since the club used seven in 2014-15. All three goaltenders to play with both Rochester and Buffalo earned a win with each club, with both Ukko-Pekka Luukkonen and Michael Houser picking up their first NHL victories, respectively.

The 33rd head coach in the 66-year history of the franchise, Appert has a long history of developing players at all levels. Prior to joining the Amerks, he spent three years (2017-2020) alternating the head coaching duties between the Under-18 and Under-17 teams at USA Hockey's National Team Development Program (NTDP).

With the NTDP, Appert oversaw a development model that produced an NHL-record 17 draft picks in the 2019 NHL Draft, including eight that were selected in the first round. Among those included the highly touted forward Jack Hughes, who was chosen first overall by the New Jersey Devils.

During his first season with the NTDP in 2017-18, Appert guided the Under-18 Team to a gold medal at the Five Nations Tournament while also helping Team USA to an Eastern Conference-best 41-18-0-1 record during the regular season, the team's best finish since joining the United States Hockey League prior to the 2009-10 campaign. Team USA, which featured incoming defenseman and Buffalo Sabres' second-round pick Mattias Samuelsson, led the USHL in wins (41) and tied for second in overall points (83) behind only the Waterloo Black Hawks.

In 2018, Appert led the U.S. Under-18 Men's National Team to a silver medal at the IIHF Under-18 World Junior Championship and gold at the same tournament the year before as an assistant coach in 2017. His international resume also includes back-to-back years as an assistant coach with the U.S. National Team, winning a bronze medal at the Men's World Championship in 2018.

Prior to joining USA Hockey, the Cottage Grove, Minn., native spent 20 years in the NCAA Division I collegiate coaching ranks, including 11 seasons as head coach of the men's program at Rensselaer Polytechnic Institute (RPI). The Engineers advanced to the postseason each year under Appert, who guided the team to an appearance in the 2011 NCAA Tournament following a 20-win season before leading RPI to its best finish in more than two decades just two years later with a second-place finish in the ECAC standings to conclude the 2012-13 campaign. The first two seasons of Appert's tenure at RPI were highlighted by back-to-back titles in the Governor's Cup Tournament – the program's first titles of any kind since 1998 – in addition to earning points against six nationally-ranked opponents.

He departed RPI following the 2016-17 season with a 152-221-48 regular-season record.



SETH APPERT | Head Coach *(Continued)*

Appert, who formerly served as president of the American Hockey Coaches Association, also spent nine seasons as an assistant coach at the University of Denver, where he helped the Pioneers to a pair of NCAA National Championships as well as three WCHA playoff championships and two WCHA regular-season titles. The Pioneers also averaged more than 23 wins per season with Appert behind the bench.

Over his 20 years at the collegiate level, Appert has aided in the development of 13 All-Americans, 37 all-league selections, four Players of the Year, four Hobey Baker Finalists and at least 23 players who have graduated to the NHL, including former Amerks Jerry D'Amigo, Jason Kasdorf and Erik Burgdoerfer.

D'Amigo played one season under Appert at RPI in 2009-10, ranking fifth in the nation in points per game while leading the team in game-winning goals. In his lone season at RPI, D'Amigo was named the ECAC Rookie of the Year and was named to the ECAC All-Rookie Team. Kasdorf, meanwhile, played four years under Appert at RPI, earning ECAC Rookie of the Year and All-ECAC Second Team honors as a freshman during the 2012-13 season. Both he and Burgdoerfer would make their NHL debuts with the Buffalo Sabres.

Appert is a product of the NCAA himself, having been a four-year letter-winner as a goaltender at Ferris State University from 1992-96.

ALL-TIME HEAD COACHING RECORD: SETH APPERT

SEASON	TEAM	GP	W	L	T	PTS	GF	GA	FINISH	
2021-22	Rochester (AHL)	76	76	37	29	10	84	254	270	2nd in North Division
2020-21	Rochester (AHL)	29	29	11	15	3	25	89	116	6th in North Division
AHL Totals		105	48	44	13	109	343	386		
Pro Totals		105	48	44	13	109	343	386		





HOCKEY OPERATIONS

Club Personnel

MICHAEL PECA | Assistant Coach



Michael Peca enters his second season as an assistant coach with the Rochester Americans after being named to the position on August 3, 2021.

Peca, who primarily oversees the offense, played an integral role in aiding in the development of two of the American Hockey League's most dynamic scorers last season in rookie forwards Jack Quinn and JJ Peterka. The Amerks also finished third in the league in power-play efficiency under Peca in 2021-22, scoring 65 times on the man-advantage for a 23.5% conversion rate that was tops in the North Division.

He worked extensively with some of the organization's top offensive prospects, including Brandon Biro, who was nearly a point-per-player in the second half of the season, as well as Linus Weissbach, Peyton Krebs and Brett Murray. Peca spent the 2020-21 season as a player development coach with the Washington Capitals, working primarily with the players on the taxi squad.

Prior to joining Washington, Peca served as general manager and director of hockey operations for the Buffalo Jr. Sabres of the Ontario Junior Hockey League for five years following two seasons as the team's head coach from 2012-2014. He posted a 69-28-11 combined record in 108 games, leading Buffalo to back-to-back West Division titles and consecutive playoff appearances while also earning OJHL Coach of the Year honors for the 2012-13 season.

As a player, Peca's professional playing career spanned 14 seasons and 864 games in the National Hockey League with the Vancouver Canucks, Buffalo Sabres, New York Islanders, Edmonton Oilers, Toronto Maple Leafs and Columbus Blue Jackets. A four-time 20-goal scorer, he recorded 465 points (176+289) and added 34 points (15+19) in 97 playoff contests while twice guiding his team to the Stanley Cup Final, including in 1999 as captain of the Sabres.

The Toronto, Ontario, native is also a two-time winner of the Frank J. Selke Trophy, given annually "to the forward who best excels in the defensive aspects of the game." He was first awarded the honor following the 1996-97 season, becoming the first Sabres forward since Craig Ramsay in 1984-85 to win the award. He was the recipient again just five years later in 2001-02 as a member of the Islanders.

Originally a second-round selection (40th overall) of the Vancouver Canucks in the 1992 NHL Draft, Peca spent the majority of his 14-year career with the Sabres, during which he scored 96 goals and notched 121 assists for 217 points over 363 games from 1995-2000. His tenure in Buffalo was highlighted by three 20-goal seasons, including a career-best 27-goal campaign in 1998-99, and four straight playoff appearances between 1997-2000.

He made a return visit to the Stanley Cup Final in 2006 with Edmonton before retiring following the 2008-09 season.

Peca also played parts of two seasons (1992-93, 1994-95) in the American Hockey League with the Hamilton Canucks and Syracuse Crunch, totaling 43 points (16+27) in 44 games.

Internationally, Peca is a two-time gold medal-winner with Team Canada. After leading the Canadians to gold at the 1994 IIHF World Junior Championship, he won his second gold medal at the 2002 Winter Olympic Games in Salt Lake City. He also represented Canada at the 2001 IIHF World Championship, serving as team captain.

Peca resides in Buffalo with his wife, Kristin, and their son, Trevor (22), and daughter, Emily (19).



HOCKEY OPERATIONS

Club Personnel

MIKE WEBER | Assistant Coach



Mike Weber enters his third season as an assistant coach with the Rochester Americans in 2022-23 after being named to the position on September 17, 2020.

Weber, who primarily oversees the defense, was again instrumental in the development of some of the organization's top defensive prospects, most notably 2021 AHL All-Star Oskari Laaksonen as well as Mattias Samuelsson and Casey Fitzgerald, both of whom combined for 78 NHL games with the Buffalo Sabres.

Prior to joining the Amerks, Weber spent the previous two and a half years as an assistant coach with the Windsor Spitfires of the Ontario Hockey League. In his final season with Windsor, Weber guided the Spitfires to a third-place finish in the OHL's West Division with a 34-20-8-0 overall record and what would have been their fifth straight playoff appearance prior to the cancellation of the season due to COVID-19.

A native of Pittsburgh, Penn., Weber transitioned into coaching with Windsor midway through the 2017-18 season following an 11-year playing career as a defenseman. A second-round pick (57th overall) of the Sabres in 2006, Weber recorded 53 points (9+44) and 437 penalty minutes while playing all but 10 of his 351 NHL games for Buffalo prior to a brief stint with the Washington Capitals.

Weber also totaled 51 points (8+43) in 237 career AHL games, most recently serving as team captain of the Iowa Wild in 2016-17. He made his pro debut with the Amerks in 2007-08, his lone season in Rochester, and would spend a majority of the following two seasons with the Portland Pirates, leading the team to a playoff appearance in 2010 after a career-high 21 points during the regular season.

He was rewarded with a trip to the AHL All-Star Classic in 2010 before going to spend the next six full seasons in the NHL.

He and his wife, Janine, are the parents to three sons: Emerson (9), JJ (6) and Harrison (4).

AMIR GULATI | Video Coach and Team Services



Amir Gulati enters his first season as Video Coach and Team Services with the Rochester Americans in 2022-23. In his role, Gulati oversees all aspects of team travel and video operations.

A native of Buffalo, New York, Gulati is a 2018 graduate from the University of Michigan, where he worked closely with the Men's Ice Hockey program as a Student Video Coordinator while majoring in Creative Writing.

Upon graduation, Gulati spent three years writing novels, short stories and composing freelance work before returning to the sport for the 2021-22 season when he served as the video coach for the Iowa Heartlanders (ECHL) for their inaugural season.



HOCKEY OPERATIONS

Club Personnel

ADAM MAIR | Director of Player Development



Adam Mair begins his second season as Director of Player Development for the Buffalo Sabres organization in 2022-23. He most recently served as an assistant coach with the Rochester Americans of the American Hockey League during the 2020-21 campaign.

Mair returned to Buffalo where he previously spent five seasons (2015-20) as a player development coach with the Sabres and was instrumental in the development of the organization's top prospects.

Prior to serving as player development coach for the Sabres, the Hamilton, Ontario, native spent two years as a coach at the Academy of Hockey and two years as the director of player development at Canisius College in Buffalo, joining the program shortly after his retirement following the 2011-12 season.

A fourth-round pick (84th overall) of the Toronto Maple Leafs in 1997, Mair spent the bulk of his 13-year pro playing career with the Sabres, playing a significant role in the team's run to the Eastern Conference Finals in 2007. He finished his career with 114 points (38+76) in 615 NHL games with Toronto, Los Angeles, Buffalo and New Jersey as well as eight points (3+5) in 35 playoff contests.

He also added 120 points (53+67) over 172 American Hockey League appearances for the St. John's Maple Leafs, Manchester Monarchs and Springfield Falcons, including a career-high 49-point campaign as a rookie during the 1999-00 season.

Internationally, he led Team Canada to a silver medal with two points (1+1) in seven games at the 1999 IIHF World Junior Championship.

He and his wife, Elizabeth, have three sons: twins William and Finley (6), and Graham (3).

NATHAN PAETSCH | Development Coach



Nathan Paetsch enters his second season as Development Coach for the Buffalo Sabres organization in 2022-23.

In his role, he works closely with the organization's top defensive prospects, both in Buffalo and Rochester, playing a key role in their overall development process.

A two-time Calder Cup winner, Paetsch announced his retirement in December 2020, ending an illustrious 17-year playing career with nearly 900 games in the National Hockey League, American Hockey League and the Deutsche Eishockey Liga in Germany.

A native of LeRoy, Sask., the 37-year-old Paetsch appeared in 258 career games over parts of seven seasons in the red, white and blue, recording 100 points on 23 goals and 77 assists. His seven seasons in Rochester trail only Darryl Sly for the most by a defenseman in the 64-year history of the franchise and he's one of only 20 defensemen all-time with at least 250 games as an Amerk. He also added four points (2+2) in 26 playoff appearances for Rochester, leading the Amerks to the postseason in each of his first two years with the team.

It was off the ice, however, where Paetsch's contributions were the most impactful. In his seven seasons with the team, he was unanimously named the winner of the organization's McCulloch Trophy for his commitment to the Rochester community on five different occasions, the most by any player. He also remains the only Amerk in franchise history to receive the award, coinciding with being named Rochester's AHL Man of the Year for his community service, in three straight years from 2018-2020.

Paetsch is also a four-time recipient of his team's AHL Man of the Year award as well as a three-time nominee for the league's Fred T. Hunt Award, presented annually to the player who best exemplifies the qualities of sportsmanship, determination and dedication to hockey.

A seventh-round selection (202nd overall) of the Buffalo Sabres in 2003, Paetsch joined the Amerks as a rookie for the 2003-04 season following five years of junior hockey with the Moose Jaw Warriors. The following year, he and the Amerks enjoyed a record-setting season for the most points and longest home win streak while winning the Macgregor Kilpatrick Trophy as regular season champions thanks to an AHL-best 51-19-4-6 record. Paetsch would be the only Amerk to appear in all 80 games that season.

His best season as an Amerk came during the 2005-06 campaign when he posted career-highs in goals (11), assists (39) and points (50) to



HOCKEY OPERATIONS

Club Personnel

NATHAN PAETSCH | Development Coach (Continued)

lead all Rochester defensemen and finish ninth in scoring among all AHL blueliners. For his efforts, he would be named Amerks MVP, becoming just the third defenseman in team history to earn the honors.

That year would also see Paetsch make his NHL debut for the Buffalo Sabres, paving way for a full-time spot in the NHL with the Sabres and later the Columbus Blue Jackets over the next four seasons.

Paetsch played an integral role during Buffalo's record-setting season in 2006-07, his first at the NHL level, recording a career-high 24 points (2+22) in 63 games. He helped the Sabres set franchise records for the most consecutive wins and road wins to begin a season while also leading Buffalo to the 50-win mark for just the second time in franchise history. The Sabres also tied the franchise mark for the most points in a season on their way to capturing their first President's Trophy as regular season champions and advancing to the Eastern Conference Finals of the 2007 Stanley Cup Playoffs.

Paetsch would play parts of the next three seasons with the Sabres and Blue Jackets, totaling 42 points (7+35) over 167 career NHL games.

Following a brief return to Rochester in 2010-11 and a season abroad in Germany, Paetsch spent five seasons with the Grand Rapids Griffins, where he led the team to five straight playoff appearances and two Calder Cup championships while also serving as team captain during the 2016-17 campaign.

He rejoined the Amerks for his third stint in Rochester prior to the 2017-18 season, playing out the final 43 games of his career with 14 points (2+2) over his final three seasons.

In his AHL career, the 6-foot-1, 195-pound blueliner amassed 259 points (52+207) over 651 career AHL games with Rochester, Grand Rapids and Syracuse, while also adding 34 points (5+29) in 104 playoff contests. During the 2016-17 season with Grand Rapids, he became just the 18th player in AHL history to play in 100 or more Calder Cup Playoff games.

He departed the organization ranked 25th in scoring among all-time defensemen in franchise history, joining the likes of Amerks Hall of Famers Jim Wiemer and Randy Cunneyworth to begin and end their playing careers in Rochester.

Paetsch resides in Spencerport with his wife, Jaclyn, and their two children, Kellen (11) and Mira (9).

TIM KENNEDY | Development Coach



Tim Kennedy enters his second season as a Development Coach for the Buffalo Sabres organization in 2022-23. In his role, he works closely with the organization's top offensive prospects, both in Buffalo and Rochester, playing a key role in their overall development process.

A native of Buffalo, Kennedy embarked on a 10-year playing career with his hometown Sabres, making his NHL debut in 2008-09 before earning a full-time spot the following season. His tenure in Buffalo saw him produce 26 points (10+16) in 79 games while also adding three points (1+2) in six playoff contests.

After leaving Buffalo, Kennedy continued his NHL career with stops in Florida, San Jose and Phoenix, totaling 39 points (15+24) over 162 games.

A former sixth-round (181st overall) pick of the Washington Capitals in 2005, Kennedy spent the majority of his career in the American Hockey League, including two separate stints with the Rochester Americans. Following a brief 14-game stay in 2010-11, Kennedy returned to the Amerks for the 2016-17 season. In all, Kennedy recorded 36 points (4+32) in 61 career games with the Amerks.

In 442 career AHL games with Portland, Rochester, Connecticut, Worcester, San Antonio, Hershey and Binghamton, Kennedy totaled 329 points on 79 goals and 250 assists. He was also named a 2015 AHL All-Star selection after leading all Hershey Bears skaters with 59 points (11+48) during the 2014-15 campaign.

Kennedy played three seasons of collegiate hockey at Michigan State University (MSU), leading the Spartans to an NCAA National Championship in 2007. He led the team in scoring in two of his three seasons at MSU, culminating with back-to-back 43-point showings. As a



HOCKEY OPERATIONS

Club Personnel

TIM KENNEDY | Development Coach *(Continued)*

sophomore, he was named to both the Frozen Four and NCAA Midwest Regional All-Tournament Teams before earning MSU Offensive Player of the Year honors and a selection to the All-CCHA Second Team the following season.

Internationally, Kennedy represented the United States at the 2010 IIHF World Championship, scoring one goal in six games.

He resides in Buffalo with his wife, Janelle, twin daughters, Harper and June (7), and son, Jackson (6).

SEAMUS KOTYK | Goaltending Development Coach



Seamus Kotyk enters his sixth season as the Goaltending Development Coach for the Buffalo Sabres organization in 2022-23. In his role, Kotyk is responsible for overseeing the development of all the organization's goaltenders, including Buffalo's minor league affiliates with the AHL's Rochester Americans and ECHL's Cincinnati Cyclones.

Kotyk has been instrumental in the development of some of the Sabres' top goaltending prospects, including highly touted goaltending prospect Ukko-Pekka Luukkonen, who in 2020-21 became the sixth different Amerks netminder in the last seven years to make his NHL debut for Buffalo, joining Michael Houser, Jonas Johansson, Linus Ullmark, Adam Wilcox and Jason Kasdorf, the latter of whom played for current Amerks head coach Seth Appert at RPI.

Kotyk joined the Sabres following four seasons with the Sault Ste. Marie Greyhounds of the Ontario Hockey League.

He joined the organization in 2010 as a goaltending coach before being elevated to assistant coach the following year. He remained in that capacity until 2014 when he transitioned to the Sabres as a scout before assuming his current role.

A native of London, Ontario, Kotyk played four seasons in the OHL with the Ottawa 67's, posting a 79-37-5 record with a 2.73 goals-against average and a .910 save percentage. He was a member of the 1999 Memorial Cup-winning squad and played for the 67's in the 2001 Memorial Cup.

Originally a fifth-round pick (147th overall) of the Boston Bruins in the 1999 NHL Draft, Kotyk enjoyed an eight-year playing career that included stops in the AHL, UHL and ECHL before playing his final three seasons overseas. He boasted a 58-66-10 career record with a 3.10 goals-against average and a .904 save percentage during his time in North America, most of which was spent in the AHL with the Cleveland Barons, Milwaukee Admirals and Houston Aeros.

Kotyk split the 2004-05 season with the Admirals and the Rockford IceHogs of the UHL. While with the Admirals, Kotyk scored an empty-net goal against the San Antonio Rampage on April 17, 2005, becoming the eighth goaltender in AHL history to score a goal.



HOCKEY OPERATIONS

Club Personnel

ANDREW STEGEHUIS | Head Equipment Manager



Andrew Stegehuis enters his fifth season as the Head Equipment Manager for the Rochester Americans in 2022-23.

Stegehuis joined the Amerks after previously serving as assistant equipment manager for the Grand Rapids Griffins (AHL) from 2012 to 2018, helping the Griffins claim both of their Calder Cup championships in 2012-13 and 2016-17. The Grandville, Mich., native began his tenure with Grand Rapids as a locker room attendant from 2004 to 2011.

Stegehuis joined the Griffins full-time after spending the 2011-12 season as the equipment manager for the USHL's Chicago Steel.

CARL HIRNER | Assistant Equipment Manager



Carl Hirner begins his sixth season with the Amerks and second as the team's Assistant Equipment Manager in 2022-23. Hirner, who spent his first four years as a game-day equipment assistant, is responsible for assisting in the day-to-day care as well as maintenance, repair, transportation, cleaning, and storage of the team's equipment needs.

Hirner's additional experience includes one year at Locker Room Sports in Rochester. He specialized in outfitting local youth players and fulfilling all equipment related needs of the business operations.

A native of Lockport, NY, Hirner attended The College at Brockport, where he studied Sport Management.

MICHAEL DHESE | Head Athletic Trainer



Michael Dhesse enters his fourth season as Head Athletic Trainer of the Rochester Americans in 2022-23.

Following the 2020-21 season, Dhesse was among the 31 AHL head athletic trainers presented with the Yanick Dupre Memorial Award in recognition of their efforts during the COVID-19 pandemic. In addition to his normal day-to-day responsibilities of overseeing the general health and wellness of the Amerks players – including the prevention, treatment and rehabilitation of injuries – he took on the additional duties of testing, monitoring and administering the AHL's COVID-19 health and safety protocols as the team's primary COVID-19 officer, allowing the organization and league to operate in a safe and effective manner during the pandemic.

Prior to joining the Amerks, Dhesse spent five years as the assistant athletic trainer at the University of Alaska Anchorage (NCAA), where he was the primary athletic trainer for hockey with the Seawolves. He was also the Medical Coordinator for the Anchorage Mayor's Marathon & Half Marathon, the largest marathon in the state of Alaska.

While in Alaska, he was active in the Alaska Athletic Trainers' Association, serving as their public relations chairman and sitting on the Governmental Affairs Committee.

Dhesse, a Peru, Illinois native, earned his Bachelor of Science degree in athletic training at Northern Illinois University (NCAA). While with the Huskies, he was an athletic training student covering football for two and a half years, which included a Mid-American Conference Championship game and the Orange Bowl and Poinsettia Bowl. In addition to his athletic training duties, Dhesse conducted research for the creation and implementation of emergency action plans in the secondary school setting on a national level and was awarded first place at the Great Lakes Athletic Trainers' Association meeting in 2014 and was presented at the National Athletic Trainers' Association Symposium that same year.

In his final semester of school, Dhesse interned with the University of Washington's football team, and prior to leaving NIU, was awarded the American Kinesiology Award.

Dhesse is a member of the National Athletic Trainers' Association and Professional Hockey Athletic Trainers' Society.

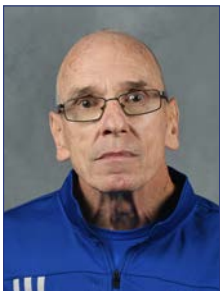
He currently resides in Rochester with his wife, Danielle, two dogs, Raisin and Annabelle, as well as their other various rescued animals.



HOCKEY OPERATIONS

Club Personnel

KENT WEISBECK | Assistant Athletic Trainer



Kent Weisbeck enters his 38th season as an Athletic Trainer for the Rochester Americans. Over the past 37 years, Weisbeck has worked more than 2,500 games, earned two Calder Cup rings (1987 and 1996) and has worked in the Calder Cup Finals on five other occasions.

Last season, Weisbeck was named the Amerks' winner of the IOA/American Specialty AHL Person of the Year Award for his outstanding contributions to the organization during the 2021-22 campaign. Weisbeck has had to overcome several health issues over the last few seasons to continue his passion of treating and caring for the Amerks players, even amid a global pandemic.

He has also played an integral role the last few years in providing exceptional treatment as well as assisting in the administration and enforcement of the league's COVID-19 health and safety protocols, allowing the organization and league to continue operating in a safe and effective manner.

On March 10, 2019, Weisbeck worked his remarkable 2,500th game with Amerks. Prior to the game against Binghamton, the organization honored him with a plaque and custom jersey commemorating his career milestone.

During the 2016 offseason, the longtime member of the Amerks organization was honored by the Professional Hockey Athletic Trainers Society/Society of Professional Hockey Equipment Managers (PHATS/SPHEM) with the Career Achievement Alumni Award in recognition of his dedication and excellence in his field. In August of 2016, Weisbeck was inducted into the Frontier Field Walk of Fame as a member of the Class of 2016. Since 1997, a special section at the center of Frontier Field's Walk of Fame has been designated to Rochester's sports legends. These individuals (fans, players, management and media spanning Rochester's sports history) are those who have made a monumental impact on the community through their achievements in the Rochester-area sports scene.

During the 2009-10 season, his 25th consecutive year of service to the organization, "Snacky" became the first-ever athletic trainer in the 64-year history of the franchise to be inducted into the Amerks Hall of Fame. He was honored as the 48th member of the prestigious club, joining former Amerks head coach Randy Cunneynworth and Jim Wiemer as part of the Class of 2010.

Weisbeck worked one day in the NHL with the Buffalo Sabres, but the rest of his hours, days and years have been in Rochester. On October 23, 2010, Weisbeck reached a professional milestone working in his 2,000th game. The team honored him on November 7, 2010 with a plaque and fitted him with the first Blue Jacket, an honor bestowed to Weisbeck by then team owner Curt Styres as a testament to his personal milestone.

Weisbeck has twice had the distinction of serving as a trainer at the AHL All-Star Classic. His first time on the bench came during the 2000 All-Star Classic hosted in Rochester at The Blue Cross Arena. He was also selected as head athletic trainer for the Western Conference All-Star team for the 2011 AHL All-Star Classic in Hershey. He was selected by the American Hockey League based upon his many years of excellence and dedicated service to the AHL and the City of Rochester.

The Buffalo, NY, native graduated from the University at Buffalo in 1977 with a Bachelor of Science degree in physical education with a minor in athletic training. After graduating from UB, he stayed at the university to work as an assistant athletic trainer from 1977-1985. In 1985, he made the jump to the AHL and the Amerks.

Kent and his wife, Colleen, reside in Rochester with their two sons: Cameron (29) and Hunter (13).



HOCKEY OPERATIONS

Club Personnel

KEDRYN ORRISON PILGRIM | Assistant Athletic Trainer



Kedryn Orrison Pilgrim enters her second season as an Assistant Athletic Trainer with the Rochester Americans in 2022-23.

She made history during her first season in the organization in 2021-22 after a midseason call-up to the Buffalo Sabres due to COVID-19 protocols affecting the Sabres players and medical staff. Orrison Pilgrim worked her first NHL game on Jan. 30, 2022, at Colorado, becoming just the third woman in NHL history to be behind the team bench. She was also one of only two female athletic trainers in the American Hockey League last season, joining Aisha Visram of the Ontario Reign.

Orrison Pilgrim joined the Amerks following two years as an assistant athletic trainer at the University of Wisconsin-Eau Claire (UWEC), where she worked primarily with the women's volleyball, men's ice hockey and softball programs.

Prior to UWEC, she served as the head athletic trainer with the Sioux City Musketeers of the United States Hockey League (USHL) for two seasons (2017-2019). She was also a graduate assistant athletic trainer at Minnesota State University – Mankato in 2016-17 and was an intern athletic trainer before that with UWEC during the 2015-16 season.


Orrison Pilgrim completed her education at North Central College in Illinois, earning a Bachelor of Arts in both Athletic Training and Psychology, as well as completing the College Scholars Honors Program. While at North Central College, she was a member of the women's collegiate volleyball team for four years and a thrower for the women's indoor and outdoor track and field teams for a year.

She went on to obtain her Master of Arts in Sport and Exercise Psychology from Minnesota State University – Mankato and is currently pursuing her Doctorate in Athletic Training (DAT) from Moravian University.

Orrison Pilgrim is a member of the National Athletic Trainers' Association (NATA) and the Professional Hockey Athletic Trainers' Society (PHATS). She maintains both the Certified Strength and Condition Specialist (CSCS) certification through the National Strength and Conditioning Association (NSCA) and the Sports Manual Therapy Certification (SMTC) through the Institute for Athlete Regeneration (IAR). In addition, she has specialized certifications in Graston Technique, Reflex Performance Reset (RPR) and cupping.

She resides in Rochester with her husband, Jordan, and their dog, Oban.

NICK CRAVEN | Head Strength and Conditioning Coach



Nick Craven enters his sixth season as the Strength and Conditioning Coach of the Rochester Americans in 2022-23.

Prior to joining the Amerks, Craven was a member of the Olympic Strength and Conditioning department at the University of Georgia. Craven has also completed strength and conditioning internships with New Mexico State University and Colorado State University.

After four years of collegiate hockey, Craven played professionally for two years with stops in Binghamton (AHL), Colorado (ECHL) and Fayetteville (SPHL).

Craven graduated from Wesleyan University in 2013 with a bachelor's degree in Neuroscience. He received his M.S. in Kinesiology from the University of Georgia in 2017 and holds certifications through the National Strength and Conditioning Association (NSCA) and Collegiate Strength and Conditioning Coaches Association (CSCCa).



COMMUNICATIONS AND MEDIA RELATIONS

Club Personnel

WARREN KOSEL | Senior Director of Public & Media Relations



Direct: (585) 286-9928
Cell: (585) 721-0524
E-mail: warren.kosel@amerks.com

Warren Kosel enters his 17th season with the Rochester Americans and seventh as the team's Senior Director of Public and Media Relations in 2022-23.

Kosel oversees the day-to-day communications and media relations efforts of the organization while serving as the primary contact for all local and national media outlets. Kosel also assists in the creation and execution of the Amerks digital media campaigns in addition to overseeing the team's various community outreach programs.

Following the 2021-22 season, the Amerks received the American Hockey League's Community Service Excellence Award among all Eastern Conference teams for exceptional community relations efforts.

A native of Rochester, Kosel first joined the organization for the 2006-07 season with the former Rochester Sports Group, which consisted of the Rochester Americans (American Hockey League), the Rochester Knighthawks (National Lacrosse League), the Rochester Rhinos (United Soccer League First Division) and the Rochester Rattlers (Major League Lacrosse). During his time with the sports group, Kosel was part of two championship seasons that saw the Knighthawks claim the 2007 Champion's Cup and the Rattlers capture the 2008 Steinfeld Cup the following summer.

Kosel held a dual role with the Amerks for the 2010-11 season when he managed the public relations activities as well as all the hockey operations of the organization and previously served as the team's communications manager up until the 2015-16 season. He also continues to serve as the liaison for all alumni relations and is a member of the Amerks Hall of Fame induction committee.

During the 2013-14 season, he accompanied the Amerks when the team traveled overseas to compete in the Spengler Cup, hockey's oldest and most prestigious tournament held annually in Davos, Switzerland between Christmas and New Year's Day. The 2013 tournament marked the second time in franchise history the Amerks participated in the event. Rochester is the only AHL team and the only team in North American professional hockey to ever participate in the event after the Amerks earned a third-place finish back in 1996.

Kosel is a 2007 graduate of St. John Fisher University in Rochester, NY, where he earned bachelor's degrees in both Sport Management and Communications/Journalism.

He and his wife, Jacqueline, reside in Penfield with their daughter, Aveline (6), and son, Jack (3).

RYAN HARR | Public & Media Relations Coordinator



Direct: (585) 286-9940
Cell: (724) 989-5989
E-mail: ryan.harr@amerks.com

Ryan Harr begins his seventh season with the Rochester Americans and fifth as the team's Public and Media Relations Coordinator in 2022-23. Harr spent his first two years with the club in a seasonal position as a part-time public and community relations assistant.

Harr assists in the day-to-day media and community relations efforts of the organization and continues to provide support to all marketing and digital media campaigns.

Prior to joining the Amerks, Harr was a member of the Pittsburgh Penguins' media relations department for multiple seasons and held similar roles with the Rockford IceHogs (AHL) and Wheeling Nailers (ECHL).

A native of Latrobe, Penn., Harr earned his Bachelor of Arts degree with a primary focus in Sports Broadcasting and Information from Waynesburg University in 2014 while also playing football for the Yellow Jackets. Harr attended Derry Area High School in Derry, where he was a four-year letter winner in both track and field and football with the Trojans, while also volunteering as an assistant coach for the Derry Area Midget Football.

He currently resides in Greece with his fiancé, Christa.



BROADCAST TEAM

Club Personnel

DON STEVENS | Broadcaster



The 2022-23 season marks Don Stevens' remarkable 37th season as the "Voice of the Rochester Americans." Stevens has seen many changes in the AHL since he first put on the headphones and called his first Amerks game at the old Rochester War Memorial. Known as the "Dean of AHL Broadcasters," Stevens has witnessed the expansion of the league to an all-time high 32 teams and the explosion of media coverage of the AHL.

The Amerks' broadcaster has served the team in numerous capacities during his tenure, including public relations director, TV host, radio talk show host, and TV and radio play-by-play broadcaster. In addition, Stevens founded the AHL Broadcasters/Writers Association and served as its president.

The "Voice of the Amerks" calls games on the new radio home of the Amerks, 95.7 FM/950 AM The Fan Rochester, in addition to calling select home games live on the MSG Network. He teams up with color analyst and former Buffalo Sabre Ric Seiling to bring AHL games to the City of Rochester and around the country. Stevens also had the distinction of covering the Amerks on multiple occasions over the NHL Network and SiriusXM Satellite Radio, introducing Amerks hockey on both a national and international level.

In 2009-10, Stevens called Rochester's historic 2,000th franchise win as the Amerks joined an elite club, becoming just the second team in the American Hockey League and eighth overall in North American hockey history to achieve the feat. He was also behind the microphone for five of the 18 goals scored by an AHL goaltender, most recently in 2010-11 when Binghamton's Chris Holt fired in an empty-netter against Rochester.

Stevens' most memorable season with the organization came during the 2010-11 campaign, his 25th with the red, white and blue. Stevens' years of dedicated service to the club was acknowledged with his enshrinement in the team's prestigious Hall of Fame as part of the Class of 2011. As the 50th member of the Hall, and just the second broadcaster inducted, Stevens joined an elite group of individuals whose tireless contributions and commitment to the franchise matches those of the original 1956 Rochester Americans.

From 1996-2009, Stevens maintained a dual role while also serving as the broadcaster for the Rochester Rhinos (United Soccer League). With the Rhinos, Stevens was part of back-to-back regular season championships (1998-99), three A-League championships in four years (1998, 1999 and 2001), the 1999 U.S. Open Cup and 14 consecutive playoff runs during his tenure. In 1998, he even covered an Amerks hockey game and the Rhinos' championship game on the same day. Stevens was inducted into the Rhinos Hall of Fame on Sept. 24, 2016 during halftime of the club's final regular-season home matchup, becoming the first broadcaster in Rhinos team history to earn the honors.

Throughout his career, he has received numerous awards for his work on radio and television. In 1993-94, he won the AHL's James H. Ellery Award, given to the person that has made outstanding contributions to the progress of the AHL for his work on the Amerks Radio Network. Stevens has also won a national ACE Award for Cable Excellence as the host of the weekly television show, "Amerks Report," and received the Rochester Press-Radio Club's Louis MacMillan Award for sportscasting excellence.

In 2003, he was inducted into the Frontier Field Walk of Fame in the media category. The Walk of Fame is located inside Frontier Field and features the names of fans, players, contributors and media throughout Rochester's sports history. Following the 2012-13 season, Stevens' 27th as the Amerks play-by-play man, he was again awarded with the AHL's prestigious James H. Ellery Memorial Award for excellence in radio coverage for the second time in his career.

Most recently, in June of 2018, Stevens was named the recipient of the 2018 Gary Smith and George Beahon Sports Media Excellence Award at the 72nd annual Press-Radio Club Dinner held in downtown Rochester. This past season, he was honored as the 2020 Sportsperson of the Year by the Rochester St. Patrick's Day Parade Committee.

With the Amerks, Stevens has broadcast seven Calder Cup Finals and the Spengler Cup in Switzerland, winning a pair of Calder Cup championships in the process. Stevens has taken the AHL to its highest level during the course of his career and has shown his true professionalism by working with younger broadcasters throughout the league. Each season he has made it a point to "promote the Rochester Americans and the American Hockey League," from his seat in the radio booth to the podium at numerous charity events.

During his career, broadcasting has taken the Wainwright, Alberta, native all over the United States, Canada and Europe. He has worked in such markets as Seattle, San Diego, Salt Lake City, Phoenix and Rochester.



BROADCAST TEAM

Club Personnel

DON STEVENS | Broadcaster

THE DON STEVENS' FILE:
TOP FIVE MOST MEMORABLE MOMENTS

- 1.) "My first season was 86-87, and there was a memorable moment in my very first game at the War Memorial. Shane Churla (Binghamton) went up on the stage after some of the fans."
 - 2.) "Since then, there have been lots of memorable moments. One of the best was going to the championship in my first year and winning it at Sherbrooke and coming home to the thousands of people at the airport at 4:00 in the morning."
 - 3.) "That same season at Binghamton, beating the Rangers on the last night of the season in a shootout, to win the regular season championship."
 - 4.) "Going to the finals seven times in my first 14 years in Rochester is just an incredible statistic."
 - 5.) "Calling the first ever goal scored by a goalie by 'shooting' it directly into the net (Darcy Wakaluk in Utica), about a week before Ron Hextall did it (for the Philadelphia Flyers). In fact, I called the first four goalie goals in league history - two for (Wakaluk & Robb Stauber) and two against."
-



ROCHESTER AMERICANS

PLAYERS





2022-23 AMERKS ROSTER

The Players



ROCHESTER AMERICANS | 2022-23

#	GOALTENDERS (4)	POS	HGT	WGT	D.O.B.	C	BIRTHPLACE	2021-22 CLUB(S)
1	LUUKKONEN, Ukko-Pekka	G	6-5	217	3/9/99	L	Espoo, Finland	Buffalo (NHL), Rochester (AHL)
29	HOUSER, Michael	G	6-1	185	9/13/92	L	Youngstown, OH	Buffalo (NHL), Rochester (AHL), Cincinnati (ECHL)
35	WARM, Beck	G	6-0	175	4/22/99	L	Whistler, BC	Norfolk (ECHL)
47	SUBBAN, Malcolm	G	6-2	217	12/21/93	L	Toronto, ON	Buffalo (NHL)
#	SKATERS (31)	POS	HGT	WGT	D.O.B.	SH	BIRTHPLACE	2021-22 CLUB(S)
2	LAAKSONEN, Oskari	D	6-2	185	7/2/99	R	Tampere, Finland	Rochester (AHL)
4	DAVIES, Jeremy	D	5-11	180	12/4/96	L	Sainte-Anne-de-Belle, Que	Nashville(NHL), Milwaukee (AHL)
5	FITZGERALD, Casey	D	5-11	188	2/25/97	R	North Reading, MA	Buffalo (NHL), Rochester (AHL)
7	PROW, Ethan^	D	5-11	183	11/17/92	R	Sauk Rapids, MN	Buffalo (NHL), Rochester (AHL)
8	BERZOLLA, Zach	D	6-2	196	5/28/98	R	Howell, NJ	Harford (AHL), Jacksonville (ECHL)
10	BIRO, Brandon	LW	5-11	170	3/11/98	L	Sherwood Park, AB	Buffalo (NHL), Rochester (AHL)
11	ROUSEK, Lukas*	RW	5-11	191	4/20/99	L	Ostrov, Czechia	Rochester (AHL)
12	PEKAR, Matej	LW	6-1	181	2/10/00	L	Turnov, Czechia	Rochester (AHL)
13	WEISSBACH, Linus	LW	5-9	177	4/19/98	L	Gothenburg, Sweden	Rochester (AHL)
14	PASSOLT, Josh*	LW	6-0	190	6/13/96	L	Haywards, WI	Cincinnati(ECHL), Western Michigan Univ. (NCHC)
16	TISCHKE, Peter	D	6-1	216	1/3/96	L	Hinsdale, IL	Rochester (AHL), Cincinnati (ECHL)
17	MALONE, Sean	C	6-0	197	4/30/95	L	Buffalo, NY	Rochester (AHL)
18	ROSEN, Isak*	RW	5-11	168	3/15/03	L	Solna, Sweden	Leksands (SweHL), Leksands Jr. (Swe-Jr.)
19	KREBS, Peyton	C	6-0	185	1/26/01	L	Calgary, AB	Buffalo (NHL), Rochester (AHL), Henderson (AHL)
20	PILUT, Lawrence	D	5-11	194	12/30/95	L	Tingsryd, Sweden	Chelyabinsk Traktor (KHL)
21	OLISCHEFSKI, Kohan	RW	6-2	189	2/1/98	R	Abbotsford, BC	Rochester (AHL), Providence College (H-East)
22	QUINN, Jack	RW	6-0	185	9/19/01	R	Ottawa, ON	Buffalo (NHL), Rochester (AHL)
24	SAMUELSSON, Mattias	D	6-4	227	3/14/00	L	Voorhees, NJ	Buffalo (NHL), Rochester (AHL)
25	KULICH, Jiri*	C	5-11	170	4/14/04	L	Kadan, Czechia	Karlovy Vary (Czech)
26	JOBST, Mason	C	5-8	185	2/17/94	L	Speedway, IN	Rochester (AHL), San Jose (AHL)
27	PRISKIE, Chase	D	6-0	185	3/19/96	R	Pembroke Pines, FL	Florida (NHL), Charlotte (AHL)
28	MERSCH, Michael^	LW	6-2	209	10/2/92	L	Park Ridge, IL	Rochester (AHL)
44	KOZAK, Tyson*	C	5-11	173	12/29/02	L	Souris, MB	Portland (WHL)
45	WARREN, Brendan	LW	6-0	192	5/7/97	L	Carleton, MI	Rochester (AHL)
51	KISAKOV, Aleksandr*	LW	5-10	160	11/1/02	L	Solikamsk, Russia	Moscow Dynamo (KHL)
52	ELIOT, Mitch	D	6-0	190	2/6/98	R	Orange County, CA	Rochester (AHL)
56	CLAGUE, Kale	D	6-0	190	6/5/98	L	Regina, SK	Montreal (NHL), Los Angeles (NHL), Ontario (AHL)
71	CEDERQVIST, Filip*	LW	6-3	208	8/23/00	L	Skara, Sweden	Djurgårdens (SweHL)
77	PETERKA, JJ	RW	5-11	192	1/14/02	L	Munich, Germany	Buffalo (NHL), Rochester (AHL)
81	MURRAY, Brett	LW	6-5	228	7/20/98	L	Bolton, ON	Buffalo (NHL), Rochester (AHL)

STAFF DIRECTORY | 2022-23

NHL Affiliate.....	Buffalo Sabres	Video Coach & Team Services.....	Amir Gulati
Owner:	Terry Pegula	Head Athletic Trainer.....	Michael Dhesse
President:	Kim Pegula	Assistant Athletic Trainer.....	Kent Weisbeck
General Manager:.....	Jason Karmanos	Assistant Athletic Trainer:.....	Kedryn Orrison Pilgrim
Vice President of Business Operations:.....	Rob Minter	Head Equipment Manager:	Andrew Stegehuis
Head Coach:	Seth Appert	Assistant Equipment Manager:	Carl Hirner
Assistant Coach:	Michael Peca	Equipment Assistants:	Ben Calkins, Chris Caveny
Assistant Coach:	Mike Weber	Strength & Conditioning Coach:.....	Nick Craven
Director of Player Development:	Adam Mair	Sports Dietician:.....	Christine Dziedzic
Development Coach:	Nathan Paetsch	Sr. Director of Public & Media Relations:	Warren Kosel
Development Coach:	Tim Kennedy	Public & Media Relations Coordinator:.....	Ryan Harr
Goaltending Development Coach:	Seamus Kotyk	Play-By-Play Broadcaster:.....	Don Stevens

*Indicates rookie ^Indicates veteran



2022-23 PRONUNCIATION GUIDE

The Players



PRONUNCIATION GUIDE | 2022-23

#	PLAYER	POS	PRONUNCIATION
1	Ukko-Pekka Luukkonen	G	OO-koh-PEH-kah, LOO-koh-nehn
2	Oskari Laaksonen	D	ahs-KAH-ree, LAK-soh-nehn
4	Jeremy Davies	D	DAY-vees
5	Casey Fitzgerald	D	
7	Ethan Prow	D	
8	Zach Berzolla	D	buhr-ZOH-lah
10	Brandon Biro	LW	BIGH-roh
11	Lukas Rousek	RW	ROO-sehk
12	Matej Pekar	C	muh-TAY, peh-KAHR
13	Linus Weissbach	LW	LY-nihs, WIGHS-bahk
14	Josh Passolt	LW	puh-SAHLT
15	Riley Sheahan	C	SHAY-ehn
16	Peter Tischke	D	TIHSH-kee
17	Sean Malone	C	
18	Isak Rosen	RW	EE-sahk, roh-ZAY-ihn
19	Peyton Krebs	C	
20	Lawrence Pilut	D	LOHR-ehntz, PIGH-liht
21	Kohen Olischefski	RW	KOH-ehn, AH-lih-shef-skee
22	Jack Quinn	RW	
24	Mattias Samuelsson	D	mah-TEE-uhs, SAM-yuhl-suhn
25	Jiri Kulich	C	YUHR-ee, koo-LEEK
26	Mason Jobst	C	YAHBST
27	Chase Priskie	D	PRIHS-kee
28	Michael Mersch	LW	MUHRSH
29	Michael Houser	G	
35	Beck Warm	G	
44	Tyson Kozak	C	KOH-zahk
45	Brendan Warren	LW	
47	Malcolm Subban	G	SOO-bahn
51	Alexsandr Kisakov	LW	KIHS-uh-kuhv
52	Mitch Eliot	D	EHL-lee-ih
56	Kale Clague	D	CLAYG
71	Filip Cederqvist	LW	FIH-lihp, SEE-duhr-qwihst
77	JJ Peterka	D	peh-TUHR-kuh
81	Brett Murray	LW	



2022-23 ROCHESTER AMERICANS

The Players



ZACH BERZOLLA | DEFENSEMAN | Shoots Right |

8

Born **May 28, 1998**
6-2 | 196 lbs. | Howell, New Jersey



ACQUIRED Signed a one-year American Hockey League contract with the Rochester Americans on July 18, 2022.

LAST SEASON

2021-22: Spent majority of the campaign with the Jacksonville Icemen (ECHL), logging a career-high 17 assists and 20 points in 51 games ... Also skated in eight playoff games with the Icemen and eight contests with the Hartford Wolf Pack (AHL), recording two points (0+2) and one point (1+0), respectively ... Finished second among all Icemen defensemen rookies in both assists and points ... Began the slate with five points (1+4), which included a two-point night on 10/23 versus Florida ... In his AHL debut on 12/29 against Bridgeport, he scored his first AHL goal

CAREER HIGHLIGHTS

2020-21: Finished a four-year collegiate career at Colorado College (NCHC), posting 23 points on four goals and 19 assists in 133 games ... During his final season, added four points (1+3) in 23 games ... Turned professional following the season and plotted three points (1+2) in 15 contests with the Florida Everblades (ECHL) ... Also earned an assist in four playoff games with the Everblades ... Made his postseason debut on 6/07 against South Carolina only to produce a helper in Game Three on 6/13 ... Posted his first pro goal, assists and multi-point effort on 5/25 at Jacksonville ... Skated in his first pro contest on 5/07 against South Carolina **2019-20:** Matched a career-high with seven points on two goals and seven assists while appearing in all 34 games ... Finished second in the NCHC and eighth nationally with 77 blocked shots ... Scored his first-career game-winner in 3-2 victory at Omaha on 2/22 **2018-19:** Skated in all 41 games, registering seven assists with Colorado ... Finished second in the NCHC with 84 blocks ... Logged a career-high three helpers in 5-1 victory at Merrimack for first multi-point game of his career on 12/31 ... Notched a career-high six blocked shots at Denver 1/19 **2017-18:** In his first season with the Tigers, appeared in 35 games notching one goal and four assists ... Scored first career goal in 6-5 overtime win at Western Michigan on 1/20 ... Tallied his first collegiate career point with assist on 10/14 after posting a season-best +4 on-ice rating versus Alaska Anchorage the night before ... Marked the first Tiger with +4 rating since 12/18/15 **2016-17:** Finished a three-year stint with the Muskegon Lumberjacks (USHL), registering four goals and 22 assists for 26 points in 110 games ... During his last season appeared in a career-high 59 games, potted a personal-best four goals while also notching 16 points for 20 points ... Made his junior postseason debut, skating in four games **2015-16:** Recorded five assists in 49 games during his first full season with the Lumberjacks **2014-15:** During a two-game stint with Muskegon, tallied one assist ... After making his USHL debut on 12/12 versus Sioux Falls, he earned his first point one day later with a third-period assist against Sioux Falls

CAREER STATS | REGULAR SEASON

REGULAR SEASON								PLAYOFFS				
YEAR	TEAM	LEAGUE	GP	G	A	PTS	PIM	GP	G	A	PTS	PIM
2014-15	Muskegon	USHL	12	0	3	3	4	12	0	3	3	4
2015-16	Muskegon	USHL	49	0	5	5	43	--	--	--	--	--
2016-17	Muskegon	USHL	59	4	16	20	109	4	0	0	0	8
2017-18	Colorado	NCHC	35	1	4	5	33	--	--	--	--	--
2018-19	Colorado	NCHC	41	0	7	7	28	--	--	--	--	--
2019-20	Colorado	NCHC	34	2	5	7	62	--	--	--	--	--
2020-21	Colorado	NCHC	23	1	3	4	59	--	--	--	--	--
	Florida	ECHL	15	1	2	3	37	4	0	1	1	2
2021-22	Jacksonville	ECHL	51	3	17	20	50	8	0	2	2	2
	Hartford	AHL	8	1	0	1	8	--	--	--	--	--
AHL Totals			8	1	0	1	8	--	--	--	--	--
ECHL Totals			66	4	19	23	87	12	0	3	3	4
College Totals			113	4	19	23	182	--	--	--	--	--
Junior Totals			110	4	22	26	152	16	0	3	3	12
Pro Totals			74	5	19	24	95	12	0	3	3	4



2022-23 ROCHESTER AMERICANS

The Players



BRANDON BIRO | LEFT WING | Shoots Left |

10

Born **March 11, 1998**
5-11 | 170 lbs. | Sherwood Park, Alberta



ACQUIRED Signed a two-year, entry-level NHL contract as an undrafted free agent with the Buffalo Sabres on March 18, 2020. Re-signed a two-year, NHL contract with Buffalo on July 7, 2022.

LAST SEASON

2021-22: Finished his second professional season notching 12 goals, 29 assists for 41 points with the Rochester Americans (AHL) ... Logged 13:30 of ice time in his NHL debut with the Buffalo Sabres at Montreal on 2/23 ... Tallied three points (1+2) in 10 playoff games during Rochester's run to the North Division Finals ... Scored his first postseason goal in Game 3 of the North Division Semifinals against Utica on 5/15 ... Recorded his first playoff point with an assist in his pro postseason debut in Game 1 of the first-round against Belleville on 5/04 ... Finished the AHL season with 36 points (12+24) in his last 37 games, including a goal in the regular-season finale against Utica on 4/29 and 10 multi-point games over that span ... Became the third different Amerks rookie to reach the 40-point mark with his 11th goal of the year against Cleveland on 4/23 ... Scored the lone goal against Belleville on 4/15 to become the 10th different Amerks to reach the 10-goal mark ... Opened the month of February with 10 points (2+8) and five straight multi-point efforts through his first six games ... Totaled eight points (2+6) over a season-long six-game point streak from 1/21 to 2/04 ... Posted a season-high three points (1+2) in the 7-6 win over Utica on 1/12 ... Notched two assists in his season debut at Belleville on 10/27 after missing the first three games of the season (10/17-10/23) due to injury ... Named the team's Most Improved Player and Unsung Hero

CAREER HIGHLIGHTS

2020-21: In his first pro season with the Rochester Americans (AHL), collected five points on two goals and three assists in 15 games ... Suffered a season-ending lower-body injury against Cleveland on 4/10 ... Scored his first professional goal and recorded his first multi-point effort while factoring in on all three Rochester goals (2+1) in a 4-3 overtime loss against Syracuse on 3/29 ... Made his professional debut at Cleveland on 2/12, recording two shots ...
2019-20: Completed a four-year collegiate career at Penn State University (Big-10), amassing 116 points (41+75) in 138 games for the Nittany Lions ... Finished his career at Penn State ranking third all-time in assists (75), fourth in points (116) and tied for eighth in goals (41) ... In his final season with the Nittany Lions, chipped in 10 goals and 15 assists for 25 points in 25 games while helping the club to a Big-10 regular season championship ... Of his seven multi-point performances on the season, four were highlighted by three-point efforts ... Began the season with 12 points (5+7) in the first seven games ... Posted three straight multi-point games from 10/11 to 10/17 as he netted three goals and five assists while helping the team to three consecutive victories over that span ... Tied for fifth on the team in scoring and served as team captain ... **2018-19:** Established collegiate career-highs in his third season at Penn State with 16 goals, 24 assists and 40 points in 37 games ... Was just the seventh player in school history to reach the 40-point mark ... Finished tied for third on the team in assists while ranking fourth in both goals and points ... Registered 13 multi-point games, including three straight to open the season ... Had a season-high three assists in a victory over Norte Dame on 12/08 ... Named an All-Big-10 Academic Team selection as well as an All-Big-10 honorable mention... **2017-18:** In 37 games with the Nittany Lions, added nine goals, 22 assists and 31 points ... Netted just the third penalty shot in program history at Wisconsin on 1/27 ... Notched a then personal-best three-point outing on a goal and two assists on 10/19 against AIC ... **2016-17:** Scored six goals with 14 assists for 20 points while appearing in 39 games, a collegiate personal-best, in his first season at Penn State ... As a rookie, helped the Nittany Lions claim the Big-10 Conference championship and later the program's first-ever NCAA Tournament appearance ... Scored Penn State's first-ever NCAA Tournament goal and later added an assist in a 10-3 victory over Union on 3/25 ... Scored his first collegiate goal on 10/28 against Canisius ... Collected his first career point with an assist on opening night versus St. Lawrence on 10/06 ... **2015-16:** Led all Spruce Grove Saints (AJHL) with a career-high 32 goals and finished second on the club with 57 points in 40 games ... Added 10 goals and 10 assists for 20 points, all of which were team-highs, in 14 postseason appearances ... Helped lead the team to an AJHL North Division Championship for the eighth consecutive season ... Named Team Playoff MVP **2014-15:** During his first season in the AJHL, netted 21 goals with 33 assists and 54 points in 57 games to rank second on the team in scoring ... Ranked second on the team with seven playoff goals and third with 14 points in 16 playoff contests ... Helped Spruce Grove claim its second straight AJHL Championship and seventh North Division title ... Named AJHL Rookie of the Year

CAREER STATS | REGULAR SEASON

YEAR	TEAM	LEAGUE	REGULAR SEASON					PLAYOFFS				
			GP	G	A	PTS	PIM	GP	G	A	PTS	PIM
2014-15	Spruce Grove	AJHL	57	21	33	54	18	16	7	7	14	2
2015-16	Spruce Grove	AJHL	40	32	25	57	6	14	10	10	20	2
2016-17	Penn State Univ.	Big Ten	39	6	14	20	19	--	--	--	--	--
2017-18	Penn State Univ.	Big Ten	37	9	22	31	18	--	--	--	--	--
2018-19	Penn State Univ.	Big Ten	37	16	24	40	4	--	--	--	--	--
2019-20	Penn State Univ.	Big Ten	25	10	15	25	8	--	--	--	--	--
2020-21	Rochester	AHL	15	2	3	5	4	--	--	--	--	--
2021-22	Buffalo	NHL	1	0	0	0	0	--	--	--	--	--
	Rochester	AHL	48	12	29	41	20	10	1	2	3	0
Amerks/AHL Totals			63	14	32	46	24	10	1	2	3	0
NHL Totals			1	0	0	0	0	--	--	--	--	--
College Totals			138	41	75	116	49	--	--	--	--	--
Junior Totals			97	53	58	111	24	30	17	17	34	4
Pro Totals			64	14	32	46	24	10	1	2	3	0



2022-23 ROCHESTER AMERICANS

The Players



FILIP CEDERQVIST | LEFT WING | Shoots Left |

71

Born **August 23, 2000**
6-3 | 208 lbs. | Skara, Sweden



ACQUIRED Buffalo Sabres' fifth-round selection (143rd overall) in the 2019 NHL Draft. Signed a two-year, entry-level NHL contract with the Sabres on June 13, 2021.

LAST SEASON

2021-22: Recorded 32 points (14+18) in 49 games with Djurgårdens IF of the Swedish Hockey League ... Ranked second on Djurgårdens IF in points scored ... Tallied SHL career highs in goals (14), assists (18) and points (32)

CAREER HIGHLIGHTS

2020-21: Registered 36 points (9+27) in 51 games with Tingsryds AIF (HockeyAllsvenskan) ... Ranked third among all Tingsryds AIF players with 27 assists ... Appeared in three games with HV71 (SHL) but did not record a point ... **2019-20:** Played in 30 games with the Växjö Lakers (SHL), tallying two points (4+4) ... Appeared in three games with the Växjö Lakers HC (J20 SuperElit), five games with Almtuna IS (HockeyAllsvenskan) and eight games with BIK Karlskoga of (HockeyAllsvenskan) ... Played in five games with Sweden at the IIHF World Championships but did not record a point ... **2018-19:** Made his SHL debut and recorded eight points (4+4) in 33 games with the Växjö Lakers HC ... Tallied 32 points (14+18) in 26 games with Växjö Lakers HC (J20 SuperElit)

CAREER STATS | REGULAR SEASON

CAREER STATS REGULAR SEASON								PLAYOFFS				
YEAR	TEAM	LEAGUE	GP	G	A	PTS	PIM	GP	G	A	PTS	PIM
2015-16	Skara IK	J18 Div.2	17	22	19	41	12	4	5	8	13	4
	Skara IK	Div.3	4	0	0	0	4	--	--	--	--	--
2016-17	Västerås J18	J18 Elit	17	5	8	13	4	--	--	--	--	--
	Västerås J18	Allsvenskan	15	4	8	12	4	8	2	2	4	4
	Västerås J20	J20 SuperElit	23	2	1	3	2	--	--	--	--	--
2017-18	Växjö Lakers	J18 Elit	17	3	20	23	4	2	0	1	1	2
	Växjö Lakers	J20 SuperElit	37	5	4	9	4	8	2	1	3	4
2018-19	Växjö Lakers	J20 SuperElit	26	14	18	32	12	--	--	--	--	--
	Växjö Lakers	SHL	33	4	4	8	27	6	1	0	1	4
2019-20	Växjö Lakers	SHL	30	1	1	2	2	--	--	--	--	--
	Almtuna IS	HockeyAllsvenskan	5	0	0	0	2	--	--	--	--	--
	BIK Karlskoga	HockeyAllsvenskan	8	1	3	4	0	1	0	0	0	0
	Sweden U20	Intl.-Jr.	5	0	0	0	2	--	--	--	--	--
2020-21	Tingsryds AIF	HockeyAllsvenskan	51	9	27	36	10	2	0	0	0	0
	HV71	SHL	3	0	0	0	0	--	--	--	--	--
2021-22	Djurgårdens IF	SHL	49	14	18	32	10	4	1	1	2	4
SHL Totals			115	19	23	42	39	--	--	--	--	--
Swedish Elite Totals			64	10	30	40	12	--	--	--	--	--
Junior Totals			186	84	107	191	52	18	4	4	8	10
Pro Totals			115	19	23	42	39	--	--	--	--	--



2022-23 ROCHESTER AMERICANS

The Players



KALE CLAGUE | DEFENSEMAN | Shoots Left |

56

Born **June 5, 1998**
6-0 | 190 lbs. | Regina, Saskatchewan



ACQUIRED Signed a one-year, two-way contract with the Buffalo Sabres on July 13, 2022.
Drafted: Los Angeles Kings' second-round selection (51st overall) in the 2016 NHL Draft

LAST SEASON

2021-22: Played an NHL career-high 36 games for the Los Angeles Kings and Montreal Canadiens, tallying 10 points (2+8) ... Recorded four assists in five games with the Ontario Reign (AHL) ... Scored his first two NHL goals with Montreal ... Notched an NHL career-high three points on one goal and two assists at New Jersey on 4/07 ... Began the season with a three-game point streak from 10/30 to 11/03

CAREER HIGHLIGHTS

2020-21: Posted six assists in 18 games with the Kings and 12 points (1+11) in 23 contests with the Reign ... Additionally, logged an assist in his lone Calder Cup Playoff appearance ... Finished the campaign with a season-high three-point effort (0+3) on 5/16 at Tucson ... Had eight points (1+7) over his final eight games of the season, highlighted by a four-game point-streak from 5/07 to 5/16 **2019-20:** Plotted 25 points on eight goals and 17 assists in 49 games with Ontario prior to the COVID-19 Pandemic ... Appeared in four games with the Kings during a brief- NHL stint ... Finished the shortened season second among all Reign defensemen in goals, assists and points ... Was named to the AHL All-Star Classic roster, which was held in Ontario **2018-19:** Led all Reign rookie defensemen in both assists (22) and points (29) while tying for first with seven goals in 52 games ... Registered his first multi-point effort on one goal and two assists against Stockton on 10/12 ... Earned an assist on 10/05 in his professional debut versus San Jose **2017-18:** Completed a five-year junior career in the Western Hockey League (WHL) between the Brandon Wheat Kings and Moose Jaw Warriors, registering 167 points on 26 goals and 141 assists in 195 career games ... Topped all WHL defensemen with 60 assists in 54 games with Brandon and Moose Jaw while his 71 points tied for third during his final season ... Began the campaign totaling 47 points (10+37) in 28 games with Brandon before being traded to Moose Jaw, where he collected 24 points (1+23) in the final 26 games of the season ... Finished fourth among all blueliners with 13 assists and seventh in points (14) in 14 postseason contests with the Warriors **2016-17:** In 48 games with Brandon, paced all Wheat Kings blueliners in both points (40) and assists (35) ... His assists ranked second overall and points were seventh-best on the team ... Recorded one goal and three assists for four points in four playoff games, all of which led Wheat King defensemen ... Was named to WHL Eastern Conference First Team All-Star **2015-16:** Ended the season third among all Wheat Kings defensemen with 43 points on six goals and 37 assists appearing in a career-high 71 games with Brandon ... Tied for second among WHL defensemen in scoring with 14 points (6+9) in 21 playoff games while helping the Wheat Kings claim the WHL Championship **2014-15:** In his first full stint with Brandon, notched four goals and nine assists for 13 points in 20 games ... Tallied three points (1+2) in 12 postseason contests **2013-14:** Began the season with the Wheat Kings appearing in two games before skating in three playoff contests ... Produced one assist in his lone tilt with the Lloydminster Bobcats (AJHL) **INTERNATIONAL** Helped Team Canada claim a Gold Medal in 2015 and 2018 as he scored once goal in four games and had two assists in six games, respectively ... Collected six assists in seven contests to earn a silver medal at the 2017 World Junior Championship

CAREER STATS | REGULAR SEASON

REGULAR SEASON							PLAYOFFS					
YEAR	TEAM	LEAGUE	GP	G	A	PTS	PIM	GP	G	A	PTS	PIM
2013-14	Lloydminster	U18 AAA	31	11	22	33	34	2	2	11	13	2
	Brandon	WHL	2	0	0	0	0	3	0	0	0	2
2014-15	Brandon	WHL	20	4	9	13	6	12	1	2	3	4
	Canada Black	WHC-17	4	1	0	1	0	--	--	--	--	--
2015-16	Brandon	WHL	71	6	37	43	54	21	6	8	14	8
2016-17	Brandon	WHL	48	5	35	40	41	4	1	3	4	6
	Canada U20	WJC-20	7	0	6	6	2	--	--	--	--	--
2017-18	Brandon	WHL	28	10	37	47	35	--	--	--	--	--
	Moose Jaw	WHL	26	1	23	24	8	14	1	13	14	14
	Canada U20	WJC-20	6	0	2	2	4	--	--	--	--	--
2018-19	Ontario	AHL	52	7	22	29	34	--	--	--	--	--
2019-20	Los Angeles	NHL	4	0	0	0	2	--	--	--	--	--
	Ontario	AHL	49	8	17	25	26	--	--	--	--	--
2020-21	Los Angeles	NHL	18	0	6	6	4	--	--	--	--	--
	Ontario	AHL	23	1	11	12	8	1	0	1	1	0
2021-22	Los Angeles	NHL	11	0	5	5	2	--	--	--	--	--
	Ontario	AHL	5	0	4	4	0	--	--	--	--	--
	Montreal	NHL	25	2	3	5	18	--	--	--	--	--
NHL Totals			58	2	14	16	26	--	--	--	--	--
AHL Totals			129	16	54	70	68	1	0	1	1	0
WHL Totals			195	26	141	167	144	54	9	26	35	34
Pro Totals			187	18	68	86	94	1	0	1	1	0



2022-23 ROCHESTER AMERICANS

The Players



JEREMY DAVIES | DEFENSEMAN | Shoots Left |

4

Born **December 4, 1996**

5-11 | 180 lbs. | Sainte-Anne-de-Bellevue, Quebec



ACQUIRED Signed a one-year, NHL contract with the Buffalo Sabres on July 13, 2022.
Drafted: New Jersey Devils' seventh-round selection (192nd overall) in the 2016 NHL Draft

LAST SEASON

2021-22: Spent much of the campaign with the Milwaukee Admirals (AHL), posting six goals, 25 assists for 31 games while also adding six helpers in nine postseason contests ... Additionally, tallied two assists with the Nashville Predators (NHL) ... Closed out the slate by recording four goals, eight assists for 12 points over the final 10 games of the regular season, which was highlighted by a career-high four assist outing at Manitoba on 2/23

CAREER HIGHLIGHTS

2020-21: Split the campaign between Nashville and the Chicago Wolves (AHL) as he combined to skate in 25 games and produced 10 assists ... Earned an assist in seven of the nine contests with Chicago, all with February ... Made his NHL debut on 3/09 at Carolina then recorded his first NHL point on an assist versus Chicago on 4/03 **2019-20:** In his first professional campaign, he logged 28 points on four goals and 24 assists in a personal-best 62 games with the Admirals ... Prior to the COVID-19 Pandemic, he ranked second among all first-year Milwaukee skaters with 24 assists while his 28 points were third-most ... Additionally, he finished sixth in the AHL among all rookies in points and tied for sixth in assists ... Scored his first professional goal on 10/20 at Chicago ... After making his pro debut on 10/06 versus Iowa, he recorded his first point on an assist against Grand Rapids five days later **2018-19:** Finished a three-year collegiate career at Northeastern University (H-East), producing 94 points on 22 goals and 72 assists in 111 career games ... In his third season, he registered a career-high 36 points on eight goals and 28 assists in 37 games with the Huskies ... Finished with a career-high blocked shots (58) and had a career-high in shots (114) while helping Northeastern win back-to-back Beanpot Championships ... Named NCAA (East) Second All-American team and was a finalist for the Hobey Baker Memorial Award ... Served as alternate captain **2017-18:** Dressed in 36 games and was fourth on the team and tied for fifth in the nation in scoring among defensemen with 35 points on six goal and 29 assists ... Earned an assist on three of the Huskies' goals against Boston University to lead the team to their first Beanpot championship since 1988 on 2/12 ... Named NCAA (East) All-American and NCAA Hockey East First All-Star teams **2016-17:** Played in all 38 games at Northeastern and was ninth in both defensemen scoring and rookie scoring in Hockey East with 23 points ... Had a career-high four points (1+3) at UMass on 1/31 ... Recorded his first collegiate points with a power-play goal and an assist against Arizona State on 10/22 ... Made his collegiate career on 10/07 at Quinnipiac **2015-16:** Completed a two-year junior career between the Bloomington Thunder and Waterloo Black Hawks ... In two seasons with Bloomington, recorded 69 points (16+53) in 103 career games, becoming the all-time scoring defenseman ... Led all USHL defensemen in scoring with 13 goals and 36 assists in 60 games ... Recorded six assists in eight postseason contests in Bloomington's first-ever playoff spot ... Topped the league with 24 assists on the power play, and was second overall in power play scoring ... Was tied for fourth among defensemen with three game-winning goals, and was one of four skaters to play in every game for Bloomington ... Was Bloomington's first-ever All-USHL selection **2014-15:** Combined for 24 points on four goals and 20 assists in 54 games between the Black Hawks and Thunder ... Finished fourth in both assists (20) and points (24) amongst all USHL defensemen ... His 20 points (3+17) in 43 games with Bloomington ranked fourth among all defensemen

CAREER STATS | REGULAR SEASON

REGULAR SEASON								PLAYOFFS				
YEAR	TEAM	LEAGUE	GP	G	A	PTS	PIM	GP	G	A	PTS	PIM
2014-15	Waterloo	USHL	11	1	3	4	6	--	--	--	--	--
	Bloomington	USHL	43	3	17	20	70	--	--	--	--	--
2015-16	Bloomington	USHL	60	13	36	49	48	8	0	6	6	6
2016-17	Northeastern University	NCAA	38	8	15	23	38	--	--	--	--	--
2017-18	Northeastern University	NCAA	36	6	29	35	39	--	--	--	--	--
2018-19	Northeastern University	NCAA	37	8	28	36	41	--	--	--	--	--
2019-20	Milwaukee	AHL	62	4	24	28	46	--	--	--	--	--
2020-21	Nashville	NHL	16	0	1	1	8	--	--	--	--	--
	Chicago	AHL	9	0	9	9	6	--	--	--	--	--
2021-22	Nashville	NHL	6	0	2	2	2	--	--	--	--	--
	Milwaukee	AHL	54	6	25	31	47	9	0	6	6	16
NHL Totals			22	0	3	3	10	--	--	--	--	--
AHL Totals			125	10	58	68	99	9	0	6	6	16
NCAA Totals			111	22	72	94	118	--	--	--	--	--
USHL Totals			114	17	56	73	124	8	0	6	6	6
Pro Totals			147	10	61	71	109	9	0	6	6	16



2022-23 ROCHESTER AMERICANS

The Players



MITCH ELIOT | DEFENSEMAN | Shoots Right |

52

Born **February 6, 1998**
6-0 | 190 lbs. | Orange County, California



ACQUIRED Signed a one-year American Hockey League contract with the Rochester Americans on August 18, 2021. Re-signed a one-year, AHL contract with Rochester on July 14, 2022.

LAST SEASON

2021-22: In 51 games with the Rochester Americans (AHL), he recorded three goals, seven assists for 10 points during his first season with the club ... Skated in four contests during Rochester's playoff games during run to the North Division Finals, which featured his professional playoff debut in Game 1 of the first-round series against Belleville on 5/04 ... Appeared in his 100th AHL game against Springfield on 4/19 ... Recorded two assists while also appearing in his 100th pro game in the 6-2 win at Cleveland on 4/02 ... Registered the first multi-point game of his pro career with two assists against Syracuse on 3/02 ... Matched his pro career-high with his second goal of the season against Utica on 1/12 ... Scored his first goal as an Amerk – the game-winner – in the 5-3 win over Laval on 12/10 ... Made his Amerks debut at Toronto on 10/23

CAREER HIGHLIGHTS

2020-21: Recorded four points (0+4) in 26 games during his second season with the Utica Comets (AHL) **2019-20:** Began his pro career as he combined for eight points (3+5) in 34 games between the Comets and Kalamazoo Wings (ECHL) before the season was cut short due to the COVID-19 pandemic ... Ranked third among all Utica's first-year defensemen in points (5) and fourth in games played (29) ... Finished second among all Wings blueliners with an on-ice rating of plus-7 in seven games **2018-19:** Completed a two-year stint with the Sarnia Sting (OHL), notching 58 points on 19 goals and 39 assists in 82 games ... Also totaled three assists in 16 postseason contests ... During his second year with the Sting, he tied for fifth among all OHL defensemen with 17 goals and 10th in both assists (38) and points (55) in 66 games ... Skated in four playoff games **2017-18:** Tallied eight points (2+6) during a two-year collegiate career in 51 games at Michigan State University (Big-10) ... Finished his second year with the Spartans, producing five points on two goals and three assists in 26 games ... In 16 games with the Sting, he registered two goals and one assist ... Posted three assists in 12 postseason contests **2016-17:** Was the only freshman to dress in all 35 games with MSU, collecting three assists ... Finished fourth among all Spartan skaters with 38 block shots **2015-16:** In 113 career games with the Muskegon Lumberjacks (OHL), he amassed 17 points on five goals and 12 assists ... As an assistant captain, he recorded 13 points (5+8) in 55 games with the Lumberjacks during his second and final year with the club **2014-15:** Had four assists in 58 regular-season games before he helped the Lumberjacks reach the USHL's Clark Cup final **PERSONAL:** Father, Darren Eliot, made 23 appearances as an Amerk goaltender during the 1988-99 season and he went 8-6-2 over that span

CAREER STATS | REGULAR SEASON

REGULAR SEASON								PLAYOFFS				
YEAR	TEAM	LEAGUE	GP	G	A	PTS	PIM	GP	G	A	PTS	PIM
2014-15	Muskegon	USHL	58	0	4	4	73	11	0	1	1	32
2015-16	Muskegon	USHL	55	5	8	13	92	--	--	--	--	--
2016-17	Michigan State U.	Big-10	35	0	3	3	34	--	--	--	--	--
2017-18	Michigan State U.	Big-10	26	2	3	5	16	--	--	--	--	--
	Sarnia	OHL	16	2	1	3	4	12	0	3	3	10
2018-19	Sarnia	OHL	66	17	38	55	84	4	0	0	0	4
2019-20	Utica	AHL	27	2	3	5	14	--	--	--	--	--
	Kalamazoo	ECHL	7	1	2	3	0	--	--	--	--	--
2020-21	Utica	AHL	26	0	4	4	36	--	--	--	--	--
2021-22	Rochester	AHL	51	3	7	10	54	4	0	0	0	4
Amerks Totals			51	3	7	10	54	4	0	0	0	0
AHL Totals			104	5	14	19	104	4	0	0	0	4
ECHL Totals			7	1	2	3	0	--	--	--	--	--
College Totals			61	2	6	8	50	--	--	--	--	--
Junior Totals			195	24	51	75	253	27	0	4	4	46
Pro Totals			111	6	16	22	104	4	0	0	0	4



2022-23 ROCHESTER AMERICANS

The Players



CASEY FITZGERALD | DEFENSEMAN | Shoots Right |

5

Born **February 25, 1997**

5-11 | 188 lbs. | Orange County, California



ACQUIRED Buffalo Sabres' third-round selection (86th overall) in the 2016 NHL Draft. Signed a two-year, entry-level NHL contract with the Sabres on March 26, 2019. Re-signed a two-year NHL contract with Buffalo on August 13, 2021.

LAST SEASON

2021-22: During his third full season in the organization, he skated in a career-high 64 games between the Buffalo Sabres (NHL) and Rochester Americans (AHL) ... In 36 contests with Buffalo, he collected six assists while also adding 12 points (4+8) in Rochester ... Led all Amerk defensemen with seven points and five assists in 10 Calder Cup Playoff games during Rochester's run through the North Division Finals ... Registered his first two playoff points with a goal and an assist in professional postseason debut in Game 1 of the first-round series against Belleville on 5/04 ... Made his NHL debut and picked up first NHL point with an assist in Buffalo's 3-2 overtime loss at Pittsburgh on 12/17 ... Recorded a career-high three assists and was plus-3 in the regular-season finale against Utica on 4/29 ... Racked up a team-high 17 PIM against Hershey on 11/26 ... Set a new career-high with his third goal of the season and was plus-three against Cleveland on 11/13 ... Had a three-game point streak from 10/29 to 11/03 ... Opened the season with two goals in his first five games

CAREER HIGHLIGHTS

2020-21: In his third season with Rochester Americans (AHL), posted a career-high nine assists and 11 points while tying a personal-best two goals in 22 games ... Named the winner of the Rob Zabelny Unsung Hero Award ... Missed the final six games of the season due to injury ... Had six assists in his last nine games ... Had a three-game point streak (2+2) from 3/01 to 3/06 ... Recorded the first multi-goal game of his career and the first by an Amerks defenseman since Nov. 1, 2019, with a two-goal effort, including one shorthanded, in a 4-2 win over Utica on 3/03 ... Racked up a team-high 17 PIM at Syracuse on 2/20 **2019-20:** Recorded eight points (2+6) in 25 games with the Americans while splitting time at both defense and forward ... Finished third in rookie scoring among all first-year Amerks players ... Missed the last 18 games (2/01-3/11) of the season due to injury... Returned to the lineup against Belleville on 1/10 after missing 11 games (12/13-1/08) due to injury ... Scored a goal and added an assist while playing forward against Toronto on 12/04 ... Notched two assists in the 6-0 win at Utica on 11/02 ... Recorded the "Gordie Howe hat trick" with a goal, assist and fight in the 7-6 come-from-behind overtime win at Syracuse on 10/26 **2018-19:** Appeared in four games while on an amateur tryout with the Amerks following the completion of his collegiate career, recording three points (1+2) in four AHL games ... Scored his first pro goal in the 4-2 season-ending win at Belleville on 4/14 ... Recorded the first two points of his pro career with a pair of assists and was plus-three with one shot in his professional debut at Binghamton on 3/30 ... Completed his senior season at Boston College (H-East) with 14 points on two goals and 12 assists while serving as team captain ... Played in all 39 games for the Eagles and finished his career with 151 games played, becoming just the 46th Boston College player to reach 150 ... Received Hockey East All-Star Honorable Mention honors ... Closed the season ranked second among team defensemen in scoring and was tied for the team lead with eight power-play assists ... Ranked third on the squad with 98 shots on goal ... Collected his 80th collegiate point in the Hockey East Quarterfinals at Providence **2017-18:** Posted 19 points (6+13) with three multi-point performances in 36 games with Boston College, while serving as team captain ... Led all Eagles with 102 shots and 43 blocked shots ... Honored as the William J. Flynn Coaches Award, Hockey East's Best Defensive Defenseman and was named a Hockey East Second Team All-Star **2016-17:** Played in 37 games, recording 22 points on five goals and 17 assists in second season with the Eagles ... Accounted for five multi-point performances and netted a pair of game-winning goals ... Totaled his first-career multi-goal performance, which included a game-winning goal at Holy Cross on 10/22 **2015-16:** Topped all Boston College rookie defensemen with a career-high 23 assists and 27 points in 39 contests ... Tied for the team-lead with a plus-minus 27 on-ice rating ... Assisted on his brother Ryan's game-winning power-play goal against Minnesota Duluth to advance to the Frozen Four on 3/26 ... Tallied the fastest goal in the Beanpot (1:35) in 10 years of the tournament against Harvard on 2/01 ... Scored a power-play goal and added an assist in his Eagles debut on 10/09 at Army **2014-15:** Collected eight points (3+5) in 22 games during his second stint with the USNTDP (USHL) U17 team ... Posted back-to-back points games on 12/19 and 1/17 **2013-14:** Totaled a pair of goals and one assist in his rookie season with the USNTDP ... Scored his first-career goal on 12/13 at Dubuque only to add his first-career assist the next night against Waterloo on 12/14 ... Made his USHL debut versus Muskegon on 9/27

CAREER STATS | REGULAR SEASON

REGULAR SEASON								PLAYOFFS				
YEAR	TEAM	LEAGUE	GP	G	A	PTS	PIM	GP	G	A	PTS	PIM
2013-14	USNTDP (U-17)	USHL	33	2	1	3	18	--	--	--	--	--
2014-15	USNTDP (U-18)	ECAC	22	3	5	8	53	--	--	--	--	--
2015-16	Boston College	ECAC	39	4	23	27	46	--	--	--	--	--
2016-17	Boston College	ECAC	37	5	17	22	46	--	--	--	--	--
2017-18	Boston College	ECAC	36	6	13	19	45	--	--	--	--	--
	Boston College	AHL	39	2	12	14	26	--	--	--	--	--
2018-19	Rochester	AHL	4	1	2	3	0	--	--	--	--	--
2019-20	Rochester	AHL	25	2	6	8	30	--	--	--	--	--
2020-21	Rochester	AHL	22	2	9	11	34	--	--	--	--	--
2021-22	Buffalo	NHL	36	0	6	6	36	--	--	--	--	--
	Rochester	AHL	28	4	8	12	43	10	2	5	7	11



2021-22 ROCHESTER AMERICANS

The Players



CASEY FITZGERALD | DEFENSEMAN | Shoots Right |

CAREER STATS		REGULAR SEASON					PLAYOFFS					
YEAR	TEAM	LEAGUE	GP	G	A	PTS	PIM	GP	G	A	PTS	PIM
	Amerks/ AHL Totals		79	9	25	34	107	10	2	5	7	11
	NHL Totals		36	0	6	6	36	--	--	--	--	--
	College Totals		151	17	65	82	163	--	--	--	--	--
	Junior Totals		55	5	6	11	71	--	--	--	--	--
	Pro Totals		115	9	31	40	143	10	2	5	7	11



2022-23 ROCHESTER AMERICANS

The Players



MICHAEL HOUSER | GOALTENDER | Catches Left |

29

Born **September 13, 1992**
6-1 | 185 lbs. | Youngstown, OHIO



ACQUIRED Signed a one-year American Hockey League contract with Rochester Americans on August 5, 2021. Signed a one-year NHL contract with the Buffalo Sabres for the remainder of the 2021-22 season on January 12, 2022. Re-signed a one-year AHL contract with Rochester on July 15, 2022.

LAST SEASON

2021-22: Split most of the campaign with the Rochester Americans (AHL) and Cincinnati Cyclones (ECHL), where he combined to go 11-13-1 in 29 appearances between the two clubs ... Also appeared in seven playoff games with the two teams, showing a 2-2-1 record ... Made his Amerks playoff debut when he entered the third period in Game 4 of the North Division Semifinals against Utica on 5/17 ... Was originally signed to an AHL contract with Rochester to begin the season, but finished the campaign on an NHL contract with Buffalo for the second consecutive year ... In two appearances with the Sabres, he posted a pair of wins to go with a .948 save percentage and 2.00 goals against average ... Earned his first win of the season with Sabres at Ottawa on 1/18, stopping 43 of the 44 shots he faced ... Posted a 30-save win with Rochester while appearing in his 300th pro game at Hershey on 12/19 ... Made 28 saves to pick up his first AHL win of the season against Lehigh Valley on 11/19 ... Posted a 32-save win in his season debut for Cincinnati at Indy on 10/23

CAREER HIGHLIGHTS

2020-21: In a combined eight games between the Buffalo Sabres (NHL) and Rochester Americans (AHL), posted a 3-5-0 record ... Went 2-2-0 in four starts with the Sabres while earning the start in each of Rochester's final four games of the season – including three games in three nights – finishing the year with 110 saves to go along with a 2.33 goals-against average and a .924 save percentage ... Signed an NHL contract with Buffalo for the remainder of the 2020-21 season on 3/19 ... Carried a shutout into the final minute of regulation before allowing a penalty shot goal with only 36 seconds remaining in the 2-1 season-ending win over Utica on 5/16 ... Made 34 saves in Amerks debut at Utica on 5/12 ... Started each of the last four games of the season for Buffalo ... Won his second straight game against the N.Y. Islanders on 5/04, becoming the first Sabres goaltender to win his first two NHL starts since Mika Noronen did so on Oct. 5 and 7, 2000 ... His 45 saves were the most by a Sabres goaltender in a single game since Carter Hutton stopped 47 shots on Oct. 17, 2019 at Los Angeles ... Earned his first NHL win after a 34-save effort in his NHL debut in Buffalo's 4-2 victory over the N.Y. Islanders on 5/03 ... Became the second Sabre during the season to earn a win in his NHL debut, joining Ukko-Pekka Luukkonen, and just the seventh goaltender in franchise history to win his first career start ... It also marked the third time in Sabres team history and first since 1976-77 (Don Edwards and Bob Sauve) that the team had two goaltenders win their NHL debuts in the same season **2019-20:** Posted a 16-5-5 record and 545 saves in 26 games during his fifth season with the Cincinnati Cyclones (ECHL) ... Ranked fifth among qualified goaltenders with a 2.27 goals-against average and tied for 14th in wins ... Closed out the regular season winning five straight starts from 2/28 to 3/07, allowing two goals or less in each appearance over that span, including back-to-back shutouts ... Had a season-long six-game win streak from 1/18 to 2/01 ... Named the Warrior Hockey/ECHL Goaltender of the Week for the week of March 2-8 after posting a perfect 3-0-0-0 record with two shutouts, a .067 goals-against average and a .972 save percentage, marking the fourth time in his career he has earned an ECHL weekly honor ... Began the season with an 11-3-5 record in 19 games **2018-19:** Named the 2018-19 ECHL Goaltender of the Year and an All-ECHL First Team selection after leading all netminders with a record of 29-7-4-1, along with a 2.13 goals-against average, a .922 save percentage and a pair of shutouts in his third stint with the Cincinnati Cyclones (ECHL) ... Became the first Cyclones netminder in franchise history to win the award ... Backstopped the Cyclones to an ECHL-best 51-13-5-3 record during the regular season, winning the Central Division title along the way ... It was the team's second-best mark in franchise history and first 100-point season since winning the Kelly Cup in 2007-08 ... Also went 5-6 in 11 postseason contests, ranking among the top 10 goaltenders in goals-against average (2.40) and save percentage (.923) ... His 29 wins led all ECHL netminders, while his 2.13 goals-against average and .922 save percentage ranked second and fourth, respectively ... Allowed more than three goals on just seven occasions and made 25 or more saves in all but 12 outings ... Set a new Cyclones franchise record for wins by a goaltender with his 64th win as a Cyclone in a 4-1 victory over Wheeling on 2/21 ... Earned his 100th ECHL win with a 28-save effort in a 5-2 win at Toledo on 2/16 ... Named the Warrior Hockey ECHL Goaltender of the Month for December after a perfect 6-0-0-0 record along with a 1.17 goals-against average and a .950 save percentage during the month **2017-18:** Spent nearly all of the season with the Fort Wayne Komets (ECHL), boasting a 28-11-0 record and two shutouts ... Posted pro career-highs in wins (28), saves (2,552) and games played (45) ... Tied for third in the league in both wins and games played while his minutes played were third in the ECHL ... Reached 20 wins for the second straight season with a 29-save performance on 2/10 ... Made one save in 9:24 of action of a relief appearance with the Tucson Roadrunners (AHL) ... Posted his second shutout of the season and 10th of his career in his 100th career win 12/31 ... Was named ECHL Goaltender of the Month for the month of December as he went 9-0-1 with a pair of shutouts, a 1.92 goals-against average and a .936 save percentage in 11 appearances ... Honored as the ECHL Goaltender of the Week twice during the season ... Helped the Komets to the Western Conference Finals of the Kelly Cup as he carried a 10-7 record in 17 postseason games while showing a 2.44 goals-against average and a .914 save percentage **2016-17:** Went 22-14-1 in 41 games with the Cincinnati Cyclones (ECHL) ... Earned a pair of shutouts to go along with a 2.58 goals-against average and a .919 save percentage ... Tied for seventh in the league with 22 wins while his save percentage and goals-against average ranked third and fourth, respectively ... Made a season-high 49 saves on 4/07 to conclude the season ... Stopped three of the four shots he faced during his only appearance with the Cleveland Monsters (AHL) on 3/04 ... Went 5-0-0 from 2/2 to 2/22 **2015-16:** Held a 10-4-2 record in 16 games with the Manchester Monarchs (ECHL) while also going 1-4-0 in six appearances with the Ontario Reign (AHL) ... Went 6-1-1 in eight games, including a 5-0-0 mark during the month of November with the Monarchs ... Stopped 21 of 22 during his Reign debut as he also earned the win on 1/17 ... Turned aside all six shots he faced in 20 minutes of work during the 2016 Calder Cup Playoffs with Ontario **2014-15:** In 37 games with the San Antonio Rampage (AHL), boasted a 19-9-4 record and two shutouts ... Had



MICHAEL HOUSER | GOALTENDER | Catches Left |

four different three-game win streaks during the slate, along with a season-best 5-0-0 mark from 3/14 to 3/22 ... Made his AHL Calder Cup debut on 4/25
2013-14: Split the campaign between the Rampage and Cyclones as he showed a 12-13-1 mark with San Antonio and a 5-6-1 record with Cincinnati ... Skated in 17 games during Cincinnati's Kelly Cup run while posting a 9-8 record during that same stretch ... Showed a perfect 4-0-0 record from 1/29 to 2/21 as he allowed two or less goals in each of the four games ... Opened the season with a 3-0-0 record with the Rampage from 10/13 to 11/02 ... Made his AHL debut on 10/13 as he finished with 28 saves **2012-13:** During his rookie season in the ECHL, posted a 17-10-2 record with Cincinnati along with a .917 save percentage and a 2.55 goals-against average ... Posted a season-long six-game win streak from 2/22 to 3/02, while allowing one goal in four of the six contests ... Made his pro debut as he stopped 29 of 30 shots he faced on 12/19

CAREER STATS | REGULAR SEASON

YEAR	TEAM	LEAGUE	GP	MIN	GA	SO	W-L-OLT	SVS	SV%	GAA
2008-09	Des Moines	USHL	32	1,523	102	0	5-18-0	943	.902	4.02
2009-10	London	OHL	25	1,450	75	0	17-4-1	674	.900	3.10
2010-11	London	OHL	54	3,088	171	1	30-19-5	1,608	.904	3.32
2011-12	London	OHL	62	3,698	152	6	46-15-1	1,862	.925	2.47
2012-13	Cincinnati	ECHL	29	1,694	72	2	17-10-2	798	.917	2.55
2013-14	San Antonio	AHL	28	1,473	75	2	12-13-1	695	.903	3.05
	Cincinnati	ECHL	12	724	27	1	5-6-1	327	.924	2.24
2014-15	San Antonio	AHL	37	2,081	98	2	19-9-4	885	.900	2.83
2015-16	Ontario	AHL	6	321	13	0	1-4-0	121	.903	2.43
	Manchester	ECHL	16	963	43	0	10-4-2	445	.912	2.68
2016-17	Cleveland	AHL	1	20	1	0	0-0-0	3	.750	3.00
	Cincinnati	ECHL	41	2,300	99	2	22-14-1	1,116	.919	2.58
2017-18	Fort Wayne	ECHL	45	2,552	116	2	28-11-0	1,163	.909	2.73
	Tucson	AHL	1	9	0	0	0-0-0	1	1.000	0.00
2018-19	Cincinnati	ECHL	41	2,394	85	2	29-7-5	1,000	.922	2.13
2019-20	Cincinnati	ECHL	26	1,556	59	2	16-5-5	545	.902	2.27
2020-21	Buffalo	NHL	4	243	14	0	2-2-0	127	.901	3.46
	Rochester	AHL	4	232	9	0	1-3-0	110	.924	2.33
2021-22	Buffalo	NHL	2	120	4	0	2-0-0	73	.948	2.00
	Rochester	AHL	11	584	29	0	5-4-0	261	.900	2.98
	Cincinnati	ECHL	18	1,027	58	0	6-9-1	486	3.39	.893

PLAYOFFS

GP	MIN	GA	SO	W-L	SVS	SV%	GAA
--	--	--	--	--	--	--	--
3	53	7	0	0-0	33	.825	7.92
6	332	0	0	2-4	235	.940	2.71
19	1,173	44	1	16-3	563	.928	2.25
--	--	--	--	--	--	--	--
--	--	--	--	--	--	--	--
17	1,154	43	1	9-8	464	.915	2.24
1	64	4	0	0-1	35	.897	3.75
1	20	0	0	0-0	6	1.000	0.00
--	--	--	--	--	--	--	--
--	--	--	--	--	--	--	--
17	1,081	44	0	10-7	470	.914	2.44
--	--	--	--	--	--	--	--
11	649	26	1	5-6	311	.923	2.40
--	--	--	--	--	--	--	--
--	--	--	--	--	--	--	--
--	--	--	--	--	--	--	--
2	44	2	0	0-0	23	.920	2.74
5	324	14	0	2-3	180	.913	2.54

Amerks Totals

NHL Totals	6	363	18	0	4-2-0	200	.917	2.97
AHL Totals	88	4,720	225	3	38-33-4	2,076	.902	2.86
ECHL Totals	228	13,209	559	11	133-66-23	5,880	.913	2.54
Junior Totals	141	8,236	398	7	93-38-5	4,144	.912	2.90
Pro Totals	322	18,290	802	14	175-101-27	8,156	.911	2.63

2	44	2	0	0-0	23	.920	2.74
--	--	--	--	--	--	--	--
4	128	6	0	0-1	64	.914	2.82
50	3,208	43	3	26-24	1,425	.918	2.37
28	1,558	66	1	18-7	831	.926	2.54
54	3,336	133	3	27-24	1,489	.918	2.39



2022-23 ROCHESTER AMERICANS

The Players



MASON JOBST | CENTER | Shoots Right |

26

Born **February 17, 1994**
5-8 | 185 lbs. | Speedway, Illinois



ACQUIRED Signed a one-year American Hockey League contract with the Rochester Americans on August 6, 2021. Signed a one-year, AHL contract with Rochester on July 14, 2022.

LAST SEASON

2021-22: Split the campaign between the Rochester Americans (AHL) and the San Jose Barracuda (AHL), where he produced a combined 15 points (5+10) in 37 games ... After posting four goals, nine assists and 13 points in 26 games with the Amerks he was traded to San Jose on 3/28 ... Tallied two points (1+1) in 11 contests to finish the slate ... Missed the 33 games (1/14-3/27) due to COVID-19/injury ... Notched two assists, including the primary helper on the game-winner in the 4-3 win at Hartford on 1/02 ... Recorded the "Gordie How hat trick" with a goal, assist and a fight in his Amerks and season debut at Belleville on 10/27

CAREER HIGHLIGHTS

2020-21: Combined for 10 points (5+5) in 19 games between the Bridgeport Islanders and Binghamton Devils (AHL) ... He finished the season with Binghamton, adding five goals and three assists in 12 games ... Had a season-high four-point night on two goals and two assists on 5/01 at Lehigh Valley ... Began the season with Islanders before being acquired by the New Jersey Devils (NHL) along with a 2021 first-round pick, a 2022 conditional fourth-round pick and AJ Greer in exchange for Kyle Palmieri and Travis Zajac on 4/08 ... Prior to the trade, he posted two assists, both on 2/25 against Providence, in seven games with Binghamton. **2019-20:** During his first pro season, he ranked third among all Bridgeport rookies in goals (5), assists (8), points (13) and games played (44), while finishing with the second-most shots (69) ... Collected his first multi-point effort on two assists at Utica on 12/06 ... Scored his first AHL/pro goal versus Hershey on 11/23 ... Credited with his first AHL/pro assist/point against Wilkes-Barre/Scranton on 10/19 after making his pro debut on 10/05 at Springfield. **2018-19:** Completed a four-year collegiate career at Ohio State University (Big-10), where he amassed 164 points (69+95) in 150 games ... At the time of his graduation, he was one of 21 NCAA players to post 150 or more points and was 13th all-time in Buckeye scoring ... First all-time in career Big-10 goals (48) and second in career assists (60) ... He was the first OSU player since 1990 to record 160 or more points... Named team MVP while also earning First Team All-Big Ten accolades for the second time ... Also named a CCM/AHCA Second Team West All-American for the second time, becoming the first Buckeye player to do since 1999 ... Selected as a Hobey Baker Award Finalist and nominated as a Big Ten Men's Ice Hockey Player of the Year finalist ... As a senior, topped all Buckeyes with 17 goals and 36 points in 36 games while helping the club to a Big-Ten regular-season championship ... Served as team captain. **2017-18:** In 40 games with Ohio State, finished first with 21 goals while his 43 points and 22 assists were second and third, respectively ... Had a point in 27 of the 40 games played and registered 22 points (12+10) over the final 18 games ... Named a Second Team All-Big Ten selection for second straight year. **2016-17:** Led the Big-Ten with a career-high 55 points and tied for second in assists (36) while skating in all 39 games ... Tied for second in the NCAA in assists and ranked seventh in overall scoring among the nation's top collegiate point-getters ... Most assists for a Buckeye since 1992 and first Buckeye to post 30+ assists since 2005 (only third since 1998 with 30+) ... His 55 points were most for a Buckeye since 1998; first Buckeye with 50+ points since RJ Umberger in 2003 ... Had a point in all but three of the last 24 games, including a 14-game point streak from 12/03 to 2/11 as he showed 11 goals and 17 assists for 28 points over that span ... Posted 19 multiple point outings on the year, tying for third in the NCAA, and had 30 points during the season on the power-play ... Voted as team's MVP ... Named a Second Team All-American and a First Team All-Big Ten selection ... Selected as an Academic All-Big Ten honoree and Ohio State's Scholar-Athlete. **2015-16:** As a freshman with the Buckeyes, paced all first-year skaters with 12 goals and 18 assists and 30 points while playing in 35 of 36 games ... Collected a point in 19 of the last 28 games ... Tied for third in points among all Big Ten freshmen and tied for 17th among all Big-Ten players ... Honored as team's Rookie of the Year and named to the Big-Ten All-Freshman Team. **2014-15:** Limited to just 11 games during his fourth and final season with the Muskegon Lumberjacks (USHL) ... Tallied seven points (2+5) while also adding three points (1+2) in three postseason games ... Served as team captain. **2013-14:** Finished the campaign second among all Lumberjacks with 35 assists and tied for third in points (45) in 49 games ... Of his 35 assists, 14 came on the man-advantage, which were second-most on the team ... Served as team captain. **2012-13:** Skated in 67 games, posting 24 points on six goals and 18 assists while also appearing in three playoff contests with Muskegon. **2011-12:** Recorded 10 points (2+8) in 32 games during his first year with the Lumberjacks ... His 10 points were most among all Muskegon rookies while his eight assists were second-most. **2010-11:** Scored a goal and added an assist in his USHL debut at Indiana on 12/11 during his brief two-game stint with the U.S. National Development team

CAREER STATS REGULAR SEASON

YEAR	TEAM	LEAGUE	GP	G	A	PTS	PIM	PLAYOFFS				
								GP	G	A	PTS	PIM
2010-11	USNTDP	USHL	2	1	1	2	0	--	--	--	--	--
2011-12	Muskegon	USHL	32	2	8	10	18	--	--	--	--	--
2012-13	Muskegon	USHL	64	6	18	24	26	3	0	0	0	0
2013-14	Muskegon	USHL	49	10	35	45	46	--	--	--	--	--
2014-15	Muskegon	USHL	11	2	5	7	2	3	1	2	3	2
2015-16	Ohio State Univ.	Big-10	35	12	18	30	16	--	--	--	--	--
2016-17	Ohio State Univ.	Big-10	39	19	36	55	18	--	--	--	--	--



MASON JOBST | CENTER | Shoots right |

CAREER STATS REGULAR SEASON								PLAYOFFS				
YEAR	TEAM	LEAGUE	GP	G	A	PTS	PIM	GP	G	A	PTS	PIM
2017-18	Ohio State Univ.	Big-10	40	21	22	43	24	--	--	--	--	--
2018-19	Ohio State Univ.	Big-10	36	17	19	36	20	--	--	--	--	--
2019-20	Bridgeport	AHL	44	5	8	13	25	--	--	--	--	--
2020-21	Bridgeport	AHL	7	0	2	2	2	--	--	--	--	--
	Binghamton	AHL	12	5	3	8	6	--	--	--	--	--
2021-22	Rochester	AHL	26	4	9	13	16	--	--	--	--	--
	San Jose	AHL	11	1	1	2	10	--	--	--	--	--
Amerks Totals			26	4	9	13	16	--	--	--	--	--
AHL Totals			100	15	23	38	59	--	--	--	--	--
College Totals			150	69	95	164	78	--	--	--	--	--
Junior Totals			158	31	67	88	92	6	1	2	3	2
Pro Totals			100	15	23	38	59	--	--	--	--	--



2022-23 ROCHESTER AMERICANS

The Players



ALEKSANDR KISAKOV | LEFT WING | Shoots Left |

51

Born **November 1, 2002**
5-10 | 160 lbs. | Solikamsk, Russia



ACQUIRED Buffalo Sabres' second-round selection (53rd overall) in the 2021 NHL Draft. Signed a three-year, entry-level NHL contract with the Sabres on May 11, 2021.

LAST SEASON

2021-22: Recorded 56 points (26+30) in 51 games with Dynamo Moscow (MHL) ... Made his Kontinental Hockey League (KHL) debut with Dynamo Moscow and played in four games but did not record a point

CAREER HIGHLIGHTS

2020-21: Tallied 73 points (36+37) in 61 regular season games with Dynamo Moscow (MHL) ... Recorded 10 points (5+5) in 14 playoff games ... ranked among the MHL's top 10 skaters in goals (second, 36); assists (sixth, 37); and points (second, 73) in 61 contests ... **2019-20:** Compiled 18 points (2+16) in 34 games with Dynamo Moscow (MHL) ... **2018-19:** Made his MHL debut and recorded two points (0+2) in five games with Dynamo Moscow (MHL)

CAREER STATS | REGULAR SEASON

REGULAR SEASON								PLAYOFFS				
YEAR	TEAM	LEAGUE	GP	G	A	PTS	PIM	GP	G	A	PTS	PIM
2017-18	Moscow U16	Russia U16	15	8	4	12	8	--	--	--	--	--
	Moscow U17	Russia U17	4	5	3	8	2	--	--	--	--	--
	Moscow U18	Russia U18	8	2	4	6	10	--	--	--	--	--
	Russia U16 (all)	Int.-Jr.	6	1	1	2	0	--	--	--	--	--
2018-19	Moscow U17	Russia U17	19	8	11	19	12	--	--	--	--	--
	Moscow U18	Russia U18	8	3	6	9	28	4	0	0	0	18
	Dynamo Moscow	MHL	5	0	2	2	2	--	--	--	--	--
2019-20	Russia U17 (all)	Int.-Jr.	7	0	2	2	0	--	--	--	--	--
	Dynamo Moscow	MHL	34	2	16	18	24	--	--	--	--	--
2020-21	Russia U18 (all)	Intl.-Jr.	4	2	3	5	2	--	--	--	--	--
	Dynamo Moscow	MHL	61	36	37	73	90	14	5	5	10	0
2021-22	Dynamo Moscow	KHL	4	0	0	0	0	--	--	--	--	--
	Dynamo Moscow	MHL	51	26	30	56	40	6	0	7	7	4
	Russia U20 (all)	Intl.-Jr.	--	--	--	--	--	--	--	--	--	--
KHL Totals			4	0	0	0	0	--	--	--	--	--
MHL Totals			151	64	85	149	156	20	5	12	17	13
Junior Totals			205	90	113	203	204	24	5	12	17	31
Pro Totals			4	0	0	0	0	--	--	--	--	--



2022-23 ROCHESTER AMERICANS

The Players



TYSON KOZAK | CENTER | Shoots Left |

44

Born **December 29, 2002**
5-11 | 173 lbs. | Souris, Manitoba



ACQUIRED Buffalo Sabres' seventh-round selection (193rd overall) in the 2021 NHL Draft. Signed a three-year, entry-level NHL contract with the Sabres on August 22, 2021.

LAST SEASON

2021-22: Completed a four-year career in the WHL with the Portland Winterhawks, totalling 48 goals, 61 assists for 109 points in 152 games ... Tallied a pair of goals and three assists in 10 playoff games ... Established career-highs in games played (66), goals (32), assists (37) and points (69) with Portland while also topping the team with seven game-winning goals during his final season with the team ... Recorded at least one shot on goal in all but two games ... Was named to the WHL Second All-Star Team while serving as team captain

CAREER HIGHLIGHTS

2020-21: 2020-21: Tallied three goals and eight assists for 11 points in 18 contests with the Winterhawks while also recording one assist on a loan with the Dauphin Kings (MJHL) ... Registered at least one shot on goal in all but three games with Portland ... Logged the primary assist in the first period during his MJHL debut on 11/01 against OCN ... **2019-20:** Ranked second among Portland rookies with 13 goals and third on the team in both assists (16) and points (29) in 63 contests ... **2018-19:** Skated in five regular season contests with Portland as well as four playoff games


CAREER STATS | REGULAR SEASON

REGULAR SEASON								PLAYOFFS				
YEAR	TEAM	LEAGUE	GP	G	A	PTS	PIM	GP	G	A	PTS	PIM
2018-19	Portland	WHL	5	0	0	0	2	4	0	0	0	0
2019-20	Portland	WHL	63	13	16	29	27	--	--	--	--	--
2020-21	Dauphin	MJHL	1	0	1	1	0	--	--	--	--	--
	Portland	WHL	18	3	8	11	13	--	--	--	--	--
2021-22	Portland	WHL	66	32	37	69	25	10	2	3	5	2
Junior Totals			153	48	62	110	67	14	2	3	5	2



2022-23 ROCHESTER AMERICANS

The Players



PEYTON KREBS | CENTER | Shoots Left |

19

Born **January 26, 2001**
6-0 | 185 lbs. | Calgary, Alberta



ACQUIRED Acquired by the Buffalo Sabres on November 4, 2021, along with forward Alex Tuch, a first-round pick in the 2022 NHL Draft and a second-round pick in the 2023 NHL Draft from the Vegas Golden Knights in exchange for Jack Eichel and a third-round pick in the 2023 NHL Draft.

Drafted: Vegas Golden Knights' first-round selection (17th overall) in the 2019 NHL Draft

LAST SEASON

2021-22: Spent most of the season with the Buffalo Sabres (NHL) and Rochester Americans (AHL) after being acquired from the Vegas Golden Knights (NHL) on 11/04 ... Posted 22 points (7+15) in 48 games with Buffalo and 15 points (4+11) in 18 contests in Rochester ... Combined for five assists in 11 tilts between Vegas and the Henderson Silver Knights (AHL) ... Led all Amerks with 11 assists in 10 Calder Cup Playoff games during Rochester's run through the North Division Finals ... Assisted on three goals and was plus-3 in Game 2 of the North Division Semifinals against Utica on 5/14 ... Notched two assists for his first two playoff points in his professional postseason debut in Game 1 of the first-round series against Belleville on 5/04 ... Recorded his second multi-point game in three outings with a goal, the game-winner, and an assist at Arizona on 1/29 ... Scored his first two NHL goals, including the game-winner, in Buffalo's 6-3 win over Philadelphia on 1/22 ... Notched his first point as a Sabre with an assist at Boston on 1/01 ... Logged 17:03 of ice time in his Sabres debut against New Jersey on 12/29 ... Earned his first-ever recall from the Buffalo Sabres on 12/28 ... Scored twice in the third period, including the game-winner, for his first pro multi-goal game in the 4-3 come-from-behind win at Hershey on 12/19 ... Totaled nine points (1+8) over a five-game point streak from 11/26 to 12/14 ... Added the game-winner in the final minute of overtime and had two assists in the 4-3 win over Utica on 12/08 ... Notched three assists in 7-3 win over Hershey on 11/26 ... Scored his first goal as an Amerk at Utica on 11/20 ... Notched his first point as an Amerk with an assist at Wilkes-Barre/Scranton on 11/10 ... Made his Amerks debut against Toronto on 11/05

CAREER HIGHLIGHTS

2020-21: Combined to appear in nine games between Vegas and Henderson, recording six points (1+5) ... Made his NHL debut on 5/03 at Minnesota and notched his first NHL assist as he logged 9:05 of ice time ... Two days after earning his first professional point (assist) versus Ontario on 2/06, scored his first goal and added two assists for his first multi-point effort on 2/08 ... Finished a five-year junior career between the Kootenay Ice (Winnipeg), recording 62 goals, 169 assists for 231 points in 199 games ... In his final season with the ICE, he led the league in assists (30) and points (43) in 24 games as he served as team captain ... Was named as the WHL's Player of the Year. **2019-20:** Recorded 20 multi-point efforts in 38 games with Winnipeg ... Led all ICE players with 48 assists, which included 18 power-play assists, and finished third on the club in points (60) ... Registered at least one shot in 37 of his 38 contests ... Notched a pair of four-assist games (1/31 and 2/12). **2018-19:** Topped all ICE skaters with a career-high 49 assists and 68 points in 64 games ... Finished the season with a personal-best 19 goals ... Also led all Kootenay players with eight power-play goals and 18 power-play assists ... Recorded a career-high nine shots on goal on 2/20 versus Regina. **2017-18:** Ranked first among all WHL rookies with 54 points, second in assists (37), and tied for fourth in goals (17) during his first full season with the ICE ... Led all Kootenay first-year skaters in goals, assists, points and shots (129) in 67 games ... Recorded 13 multi-point efforts during the campaign. **2017-18:** Registered one goal and five assists for six points in six games to start his WHL career ... Booked his first point on an assist versus Lethbridge on 11/16 ... Scored his first goal while all recording three assists for a season-high four-point effort against Prince Albert on 1/18. **INTERNATIONAL:** Won a silver medal with Team Canada after tying for second on the club with five assists and eight points in seven games at the 2021 IIHF World Junior Championship ... Served as Canada's team captain and tied for the team lead with 10 points (6+4) at the 2019 IIHF U18 World Championship

CAREER STATS REGULAR SEASON

REGULAR SEASON								PLAYOFFS				
YEAR	TEAM	LEAGUE	GP	G	A	PTS	PIM	GP	G	A	PTS	PIM
2016-17	Kootenay	WHL	6	1	5	6	0	--	--	--	--	--
2017-18	Kootenay	WHL	67	17	37	54	40	--	--	--	--	--
2018-19	Kootenay	WHL	64	19	49	68	63	--	--	--	--	--
2019-20	Winnipeg	WHL	38	12	48	60	38	--	--	--	--	--
2020-21	Vegas	NHL	4	0	1	1	0	--	--	--	--	--
	Henderson	AHL	5	1	4	5	0	--	--	--	--	--
	Winnipeg	WHL	24	13	30	43	28	--	--	--	--	--
2021-22	Buffalo	NHL	48	7	15	22	20	--	--	--	--	--
	Vegas	NHL	9	0	0	0	2	--	--	--	--	--
	Rochester	AHL	18	4	11	15	12	10	0	11	11	4
	Henderson	AHL	2	0	5	5	4	--	--	--	--	--
Amerks Totals			18	4	11	15	12	10	0	11	11	4
NHL Totals			61	7	16	23	22	--	--	--	--	--
AHL Totals			25	5	20	25	16	10	0	11	11	4
Junior Totals			199	62	169	231	169	--	--	--	--	--
Pro Totals			86	12	36	58	38	10	0	11	11	4



2022-23 ROCHESTER AMERICANS

The Players



JIRÍ KULICH | CENTER | Shoots Left |

25

Born **April 14, 2004**

5-11 | 170 lbs. | Kadan, Czech Republic



ACQUIRED Buffalo Sabres' first-round selection (28th overall) in the 2022 NHL Draft. Signed a three-year, entry-level NHL contract with Buffalo on July 15, 2022.

LAST SEASON

2021-22: Spent most of the season with HC Energie Karlovy Vary of Czechia's top pro league as a 17-year-old, appearing in a career-high 49 games ... Tallied 14 points on nine goals and five assists ... Skated in three playoff contests ... Also notched four points (2+2) in two games with HC Energie Karlovy Vary

CAREER HIGHLIGHTS

2020-21: Combined to record 11 points on seven goals and four assists in 24 games between Pirati Chomutov (U20 & U17), HC Energie Karlovy Vary and SK Trhačů Kadaň (Czech). **2019-20:** Logged 30 goals and 24 assists for 54 points in 41 games with Pirati Chomutov U17 and U20 teams. **INTERNATIONAL:** Led all players in goals (9) in six games and was named tournament MVP while serving as captain of the Czech Republic team at the 2022 IIHF U18 World Championships ... Recorded eight points on two goals and six assists in seven contests with the Czech Republic's at the 2022 World Junior Championships

CAREER STATS		REGULAR SEASON						PLAYOFFS				
YEAR	TEAM	LEAGUE	GP	G	A	PTS	PIM	GP	G	A	PTS	PIM
2019-20	Pirati Chomutov (U17 &20)	Czech	41	30	24	54	16	--	--	--	--	--
2020-21	Pirati Chomutov (U17&20)	Czech	6	4	4	8	0	--	--	--	--	--
	HC Energie Karlovy Vary	Czech	8	0	0	0	0	--	--	--	--	--
	SK Trhačů Kadaň	Czech	10	3	0	3	2	--	--	--	--	--
2021-22	HC Karlovy Vary	Extraliga	2	2	2	4	4	4	4	1	5	0
	HC Energie Karlovy Vary	Czech	49	9	5	14	4	3	0	1	1	2
European Totals			20	5	2	7	6	4	4	1	5	0
Junior Totals			96	43	33	76	20	3	0	1	1	2
Pro Totals			20	5	2	7	6	4	4	1	5	0



2022-23 ROCHESTER AMERICANS

The Players



OSKARI LAAKSONEN | DEFENSEMAN | Shoots Right |

2

Born **July 2, 1999**
6-2 | 185 lbs. | Tampere, Finland



ACQUIRED Buffalo Sabres' third-round selection (89th overall) in the 2017 NHL Draft. Signed a three-year, entry-level NHL contract with Buffalo on June 15, 2020.

LAST SEASON

2021-22: Appeared in a career-high 71 games during his second season with the Rochester Americans (AHL), while ranking second among all Amerks defensemen in both assists (29) and points (34) ... Picked up one assists in the Calder Cup Playoffs which featured his AHL playoff debut in Game 2 of the North Division Finals at Laval on 5/23 ... Notched his 100th pro point with an assist at Cleveland on 4/02 ... Scored his fifth goal of the season – and fourth on the power-play – while also adding an assist at Syracuse on 3/13 ... Appeared in his 200th pro game at Bridgeport on 2/15 ... Had a three-game point streak (1+6) from 1/08 to 1/21 ... Registered a career-high four assists, including three in the first period, and three of which came on the power-play in the 7-6 win over Utica on 1/12 ... Finished two assists shy of tying the franchise record for most in a single game ... Scored his career-high third goal of the season on the power-play at Syracuse on 1/08 ... Matched his career-high for goals in five fewer games with a power-play tally against Providence on 12/29 ... Posted a career-long six-game assist streak (0+6) from 11/17 to 12/08, with all six assists coming on the power-play ... Netted the overtime game-winner and added an assist in the 6-5 win at Laval on 10/30

CAREER HIGHLIGHTS

2020-21: Named to the 2020-21 AHL North Division All-Star Team after scoring twice and adding a team-high 15 assists while appearing in all but one game for the Rochester Americans (AHL) ... Finished fourth among all AHL rookie defensemen in assists and points and second with eight power-play assists ... Recipient of the team's Fairand/O'Neil Sportsmanship Award ... Had 10 points (1+9) in his last 15 games ... Notched a goal and an assist in the 4-2 win at Utica on 4/09 ... Scored his first goal as an Amerk in a 4-3 overtime loss against Syracuse on 3/26 ... Tallied three assists, including one on the overtime game-winning goal, and was plus-2 against Syracuse on 2/10 ... Made his Amerks/AHL debut against Utica on 2/05 ... Opened the AHL season with five assists over his first games, leading all defensemen over that span ... Began the season recording 12 points (4+8) in 20 games with Pelicans in SM-liiga to lead all team defensemen in scoring **2019-20:** Completed his third season with his hometown Ilves Tampere of the SM-liiga in Finland, scoring two goals and adding 10 assists while playing in 46 games for the second straight year... Scored one goal on the power-play ... Finished fifth among team defensemen in scoring ... Ranked fifth in assists (35) and is tied for 18th in total points among all-time SM-liiga defensemen before the age of 21 ... Tallied two assists vs. Jukurit on 10/12 ... Collected a game-high eight shots against Ässät on 9/21 ... Had a goal and an assist against Lukko on 9/14 **2018-19:** Led all Tampere defensemen and finished seventh overall on the team in scoring while establishing career-highs in goals (3), assists (21) and points (24) and appearing in 46 games ... Paced Ilves blueliners and tied for second among all skaters with 21 assists ... Tied for 15th among all SM-liiga defensemen in points ... Two of his three goals came on the power-play ... Recorded five multi-point outings and totaled 173 shots during the regular season ... Added one assist in four playoff contests ... Posted a three-game assist streak (0+3) from 10/17 to 10/23 ... Had a three-game point streak (1+3) to close out the month of September **2017-18:** Recorded four assists and 43 shots in 21 games during his rookie season with Ilves ... Notched his first pro point with an assist in his professional debut against HPK on 9/01. **INTERNATIONAL:** Won a gold medal with Finland at the 2019 IIHF World Junior Championship, which he won alongside fellow Sabres prospect Ukko-Pekka Luukkonen ... He recorded two points (1+1) and a plus-5 rating in seven tournament games

CAREER STATS | REGULAR SEASON

REGULAR SEASON								PLAYOFFS				
YEAR	TEAM	LEAGUE	GP	G	A	PTS	PIM	GP	G	A	PTS	PIM
2017-18	Ilves Tampere	SM-liiga	21	0	4	4	8	--	--	--	--	--
2018-19	Ilves Tampere	SM-liiga	46	3	21	24	36	4	0	1	1	0
2019-20	Ilves Tampere	SM-liiga	46	2	10	12	14	--	--	--	--	--
2020-21	Pelicans	SM-liiga	20	4	8	12	14	--	--	--	--	--
	Rochester	AHL	28	2	15	17	6	--	--	--	--	--
2021-22	Rochester	AHL	71	5	29	34	44	2	0	1	1	0
Amerks/AHL Totals			99	7	44	51	50	2	0	1	1	0
European Totals			133	9	43	52	72	4	0	1	1	0
Pro Totals			232	16	87	103	122	6	0	2	2	0



2022-23 ROCHESTER AMERICANS

The Players



SEAN MALONE | CENTER | Shoots Left | Alternate Captain

17

Born **April 30, 1995**
6-0 | 197 lbs. | Buffalo, New York



ACQUIRED Buffalo Sabres' sixth-round selection (159th overall) in the 2013 NHL Draft. Signed a one-year NHL contract with Buffalo on July 28, 2021. Re-signed a one-year, NHL contract with Buffalo on June 29, 2022.

LAST SEASON

2021-22: In his fourth stint with the organization, he recorded 20 goals and 37 points, both career-highs, in 39 games with the Rochester Americans during the 2021-22 campaign ... Also notched seven points (2+5) in 10 Calder Cup Playoff contests during the Amerks' run to the North Division Finals ... Netted the game-winner to help the Amerks to a series-clinching Game 5 win at Utica on 5/19 ... Scored his first career playoff goal in Game 3 of the North Division Semifinals against Utica on 5/15 ... Notched two assists in the first-round series-clinching win at Belleville on 5/06 ... Ranked fourth among all Amerks in goals (20) and tied for sixth with 37 points ... Reached the 20-goal mark for the first time in his pro career with a goal in the regular-season finale against Utica on 4/29 ... Also became the fourth Amerk to score 20 goals ... Recorded his 100th point as an Amerk with a goal against Springfield on 4/19 ... Totaled 14 points (9+5) over a career-long 11-game point streak from 12/18 to 4/13, the longest of any Amerk last season ... He was the first Amerk to record a point in 11 straight games since Milan Bartovic in 2003-04 ... Appeared in his 200th game as an Amerk at Belleville on 4/09 ... Scored twice and added an assist in 6-2 win at Cleveland on 4/02 to reach the 30-point mark for the second straight season with Rochester ... Netted both goals in a 3-2 shootout loss to Toronto on 3/25 ... Scored a power-play in his return to the lineup against Laval on 3/09, becoming the eighth different Amerk to reach the 10-goal mark ... Missed 30 games (12/29-3/05) due to COVID-19/injury ... Totaled 10 points (6+4) and four multi-point performances over a five-game point streak from 11/24 to 12/10, including goals in a career-best five straight games over that span ... Recorded his 100th AHL point as part of a two-point effort against Laval on 12/10 ... Collected his third multi-point outing in four games with a goal and two assists – including the primary helper on the overtime game-winner – in the 4-3 win over Utica on 12/08 ... His third point of the game marked his 100th pro point ... Recorded the first multi-goal game of his pro career with two goals in the 4-2 win at Utica on 11/24 ... Had a three-game point streak (1+2) from 11/03 to 11/10 ... Skated in his 200th AHL game against Toronto on 11/05 ... Appeared in his 200th pro game at Laval on 10/30 ... Credited with the game-winning goal in the 5-3 win over Syracuse on 10/22 ... Notched two assists in his season debut at Utica on 10/17 ... Named an alternate captain.

CAREER HIGHLIGHTS

2020-21: Had 15 points (5+10) in 23 games with the Chicago Wolves (AHL) while earning one assist in one contest with the Nashville Predators (NHL) ... In both of his multi-point performances with Chicago, he recorded two assists (4/03 versus Rockford and 5/12 against Grand Rapids) **2019-20:** Tallied a career-high 30 points on 12 goals and 18 assists in 58 games with the Rochester Americans (AHL) before the season was cut short due to the COVID-19 pandemic ... His 30 points were tied for second among all Amerks skaters while his 18 assists ranked fourth ... Tallied a seven-game point streak from 10/19 to 11/13, when he plotted 10 points (3+7) **2018-19:** Recorded 13 points (4+9) in 38 games with Rochester ... Missed all three games of the North Division Semifinals against Toronto due to injury ... Appeared in his 100th AHL game at Utica on 2/27 ... Scored a goal while appearing in his 100th pro game against Belleville on 2/23 ... Netted his first goal of the season against Utica on 11/23 ... Tallied two assists and was plus-2 in his season debut against Cleveland after missing the first 12 games of the season due to injury **2017-18:** Finished third among rookies with 22 points (12+10) while skating in all but three regular-season games with the Amerks ... Dressed in all three Calder Cup Playoff games while tallying a pair of helpers ... Notched his first playoff point with an assist in Game 2 of the North Division Semifinals at Syracuse on 4/21 ... Made his pro playoff debut in Game 1 of the first-round series at Syracuse on 4/20 ... Named Most Improved Player as voted on by his teammates ... Potted the game-winning goal for his 10th of the season and was named the game's first star in a 5-3 win at Binghamton on 3/31 ... Closed out the month of February with a career-best four-game point streak (3+1) from 2/21 to 2/28 ... Helped the Amerks to a 7-4 come-from-behind win with a goal at Toronto on 2/24 ... Netted the lone goal shorthanded in a 2-1 loss to Syracuse at KeyBank Center in Buffalo on 2/21 ... Had a goal in back-to-back games of a weekend set at Charlotte on 1/20-1/21 ... Found the back of the net for the second straight game in a 10-3 rout of Binghamton on 11/24 ... Scored his first pro goal in a 6-5 overtime loss at Syracuse on 11/22 ... Registered his first professional point with an assist at Belleville on 11/11 ... Made his Amerks/AHL debut against Charlotte on 10/20, logging 10:28 of ice time **2016-17:** Made his NHL and professional debut in Buffalo's 3-0 loss at Florida on 4/08 ... Tallied one shot over 12 minutes of ice time ... Completed a four-year collegiate career at Harvard University (ECAC), where he totaled 99 points (42+57) in 115 career games for the Crimson ... Enjoyed a breakout senior season setting career-best in goals (18), assists (24), points (42) in 36 games ... Finished the campaign third among all Crimson skaters in goals, assists and points ... Scored a hat-trick on 3/17 ... Tallied three straight multi-point outings from 3/10 to 3/17 (4+5) and from 12/03 to 1/16 (3+4) ... Recorded a season-high four points (1+3) on 3/10 ... Had a season-long six-game point streak (4+5) from 2/3 to 2/17 ... Named a Walter Brown Award semifinalist ... Earned an ECAC Hockey All-Tournament team selection **2015-16:** Dressed in 27 games in his junior season at Harvard, recording 19 points (10+9) ... Set a career-high with three assists vs. Dartmouth on 11/01 ... Had six points (3+3) during ECAC quarterfinals series from 3/11 to 3/12 **2014-15:** Recorded 18 points (8+10) in 21 games for Harvard as a sophomore ... Recorded three points (1+2) in his return from injury on 12/5 ... Totaled eight points (3+5) in six games from 2/23 to 3/13 **2013-14:** Played in 31 games during his freshman campaign at Harvard, registering 20 points (6+14) ... Had a team-best five-game point streak from 2/7 to 2/21, totaling five points (1+4) over that span ... Scored his first collegiate goal as part of a multi-point game on 11/16 ... Led all Harvard skaters in assists (13) and led all rookies in points (19) ... Named Ivy League Co-Rookie of the Year **2012-13:** Played for the USA Under-18 team, collecting five goals and eight assists for 13 points **INTERNATIONAL:** Won a silver medal with Team USA while competing at the 2013 IIHF World U-18 Hockey Championship in Sochi, Russia ... Recorded one assist in four games for Team USA at the 2012 Ivan Hlinka Memorial Tournament.



2021-22 ROCHESTER AMERICANS

The Players



SEAN MALONE | CENTER | Shoots Left | Alternate Captain

CAREER STATS REGULAR SEASON							PLAYOFFS					
YEAR	TEAM	LEAGUE	GP	G	A	PTS	PIM	GP	G	A	PTS	PIM
2012-13	USNTDP	USHL	15	5	8	13	17	--	--	--	--	--
2013-14	Harvard University	ECAC	31	6	14	20	16	--	--	--	--	--
2014-15	Harvard University	ECAC	21	8	10	18	12	--	--	--	--	--
2015-16	Harvard University	ECAC	27	10	9	19	8	--	--	--	--	--
2016-17	Harvard University	ECAC	36	18	24	42	16	--	--	--	--	--
	Buffalo	NHL	1	0	0	0	0	--	--	--	--	--
2017-18	Rochester	AHL	73	12	10	22	29	3	0	2	2	0
2018-19	Rochester	AHL	38	4	9	13	4	--	--	--	--	--
2019-20	Rochester	AHL	58	12	18	30	26	--	--	--	--	--
2020-21	Nashville	NHL	1	0	1	1	2	--	--	--	--	--
	Chicago	AHL	23	5	10	15	38	--	--	--	--	--
2021-22	Rochester	AHL	39	20	17	37	22	10	2	5	7	4
Amerks Totals			208	48	54	102	81	13	2	7	9	4
NHL Totals			2	0	1	1	2	--	--	--	--	--
AHL Totals			231	53	64	117	119	13	2	7	9	4
College Totals			115	42	57	99	52	--	--	--	--	--
Junior Totals			60	19	16	35	102	2	0	2	2	2
Pro Totals			233	53	65	118	121	13	2	7	9	4



2022-23 ROCHESTER AMERICANS

The Players



MICHAEL MERSCH | LEFT WING | Shoots Left | Captain

28

Born **October 2, 1992**
6-2 | 209 lbs. | Park Ridge, Illinois



ACQUIRED Signed a two-year American Hockey League contract with the Rochester Americans on August 4, 2021.

Drafted: Los Angeles Kings' fourth-round selection (110th overall) in the 2011 NHL Draft

LAST SEASON

2021-22: Plotted career-highs in goals (26), assists (28) and points (54) during his second season with the Rochester Americans ... Also appeared in five Calder Cup Playoff contests during the Amerks' run to the North Division Finals ... Established a new personal-best with his 25th goal of the season against Hartford on 4/16 and reached the 50-point mark for the first time in his pro career with a pair of assists at Belleville on 4/09 ... Scored his 20th goal of the season in his return to the lineup against Cleveland on 3/18, marking the fifth time in eight years he reached the mark ... Also reached the 20-goal mark in the second-fewest number of games (47) since 2015-16 when he scored 20 in 35 games with the Ontario Reign (AHL) ... Totaled nine points (3+6) over a season and career-long nine-game point streak from 1/15 to 2/02 ... Notched his 300th AHL point with a goal at Cleveland on 1/22 ... Recorded his 300th pro point with an assist against Belleville on 1/15 ... Became the first Amerk and just the second AHL player this season to reach the 30-point mark with an assist against Hartford on 1/07 ... Compiled his third five-game point streak of the season 12/15 to 1/01, totaling 11 points (4+7) and three straight multi-point outings over that span ... Tied a career-high with a four-point effort (2+2) while also reaching the 15-goal mark for the fifth time in eight years against Providence on 12/29 ... Picked up his team-leading seventh multi-point game of the season with two assists in the 4-3 come-from-behind win at Hershey on 12/19 ... Scored his 13th and 14th goals of the season and added an assist at Lehigh Valley on 12/18 ... Had another five-game point streak (5+1) from 11/24 to 12/10 ... Reached the 10-goal mark in just his 17th game of the season at Syracuse on 11/27, becoming the second Amerks player to reach the mark in less than 20 games ... Netted two first-period goals, his first time scoring twice in the same period since March 24, 2017, and second multi-goal game of the season in the 7-3 win over Hershey on 11/26 ... Totaled 11 points (6+5) over a five-game point streak from 10/23 to 11/03, including goals in a career-high five straight games over that span ... Collected his fourth multi-point effort in five games with a goal, the game-winner, and an assist in the 4-3 come-from-behind win over Belleville on 11/03 ... Named team captain

CAREER HIGHLIGHTS

2020-21: Tied for second among all Rochester Americans (AHL) skaters with 19 points while scoring the third-most goals (8) in 28 games ... Appeared in his 400th AHL game at Syracuse on 5/01 ... Closed out the month of April with a team-high nine points (5+4) in 11 games ... Tallied a season-high four points on two goals and two assists against Utica on 4/23, marking his first four-point effort since a career-best five-point outing on March 27, 2015 ... Had a four-game point streak (1+4) from 2/20 to 3/03 ... Scored his first goal as an Amerk while appearing in his 400th professional game at Syracuse on 3/01 ... Collected the 250th point of his pro career with his first of two assists at Utica on 2/26 ... Recorded his first point as an Amerk with an assist at Syracuse on 2/20 ... Made his Amerks debut against Syracuse on 2/10. **2019-20:** During his second and final season with the Texas Stars (AHL), finished third among all Stars forwards in both goals (14) and power-play goals (5) while having the fourth-most points (27) in 61 games ... Tallied three multi-point efforts over the shortened season while two were three-point efforts ... Produced a season-high one goal and two assists versus Rockford (11/23) and then again on 12/06 at Wilkes-Barre/Scranton. **2018-19:** Topped all Texas skaters with a career-high 207 shots during his first season with the Stars while ranking second in both goals (23) and power-play goals (9) in 68 games ... He reached the 20-goal mark and 40-point plateau for the fourth time in his pro career ... Registered nine multi-point outings during the campaign, which included a season-high three points on a goal and two assists on 2/12 at Rockford ... Had at one shot on net in all but three games during the slate and posted a season-high seven versus Iowa on 10/19. **2017-18:** In his third year with the Ontario Reign (AHL), led the team with 21 goals, 10 of which were on the man-advantage, and 49 points in 65 games ... Tallied one goal and two assists for three points in four postseason contests ... Chipped in 11 points (2+9) from 3/17 to 4/04, which included three multi-point performances over a four-game span ... Had a career-high eight shots ... Served as alternate captain. **2016-17:** During his second season with Ontario, notched 33 points (17+16) in 48 contests ... He also added three assists in five playoff games with the Reign ... Totaled eight points (4+4) from 3/11 to 3/25 ... Began the month of October by producing six points (3+3) over the first six games from 10/15 to 10/30 ... Served as alternate captain. **2015-16:** Combined for 36 points (17+19) in 69 games between the Los Angeles Kings (NHL) and Ontario ... Also notched two goals and four assists in 13 postseason contests with the Reign ... His six points in the playoffs were tied for second-most among all Ontario skaters ... In Game 4 of the Western Conference Finals, had a goal and matched a career-high eight shots on goal against Lake Erie on 5/26 ... Capped off a three-game scoring stretch with two goals and one assist for three points on 5/05 versus San Diego ... Scored one goal while adding two assists in 17 contests with Los Angeles ... Scored his first-career NHL point/goal in Edmonton on 12/29 ... Made his NHL debut on 12/11 at Pittsburgh ... Named to the AHL All-Star team. **2014-15:** Was one of two Manchester Monarchs (AHL) to appear in all 76 games while tying for the team-lead in goals (22) and fourth in points (45) ... Helped the Monarchs claim the Calder Cup as he topped all Manchester skaters with 13 goals and 22 points in 18 contests ... Recorded seven multi-point games during the playoffs, which included a hat-trick on 5/23 against Harford after posting a pair of tallies on 5/21 ... Posted a career-high five points on three goals and two assists versus Hershey on 3/27 ... It marked his first career three-goal outing ... Was named AHL Rookie of the Month in March as he recorded 14 points (6+8) in 13 games. **2013-14:** Turned pro after a four-year collegiate career at the University of Wisconsin (Big-10), where he finished with 115 points on 67 goals and 53 assists in 157 games ... Played in every game during his four-year career ... Was named an AHCA West Second-Team All-American and an All-Big Ten First Team selection ... Was the Badgers first two-time 20-goal scorer since 2005-06 as he had a team-high 22 goals in 37 games as a senior ... Tied for fourth among Big Ten skaters in all games with 35 points ... Was the first player in school history that led the team in power-play goals (10) for three straight seasons ... In less than a week after making his pro/AHL debut on



MICHAEL MERSCH | LEFT WING | Shoots left | Captain


4/04 against Harford, he recorded his first-career point on an assist the next night versus Portland and then scored his first goal on 4/09 as part of a two-goal outing in Portland. **2012-13** Led all Wisconsin skaters with 23 goals and 36 points in 42 games ... Accounted for 20.5 percent of the team's goals, the fourth player in school history to post at least 20 percent of a team's tallies for a season (Jake Dowell - 2006-07; Rene Bourque - 2002-03; Mark Johnson - 1977-78) ... Had a team-high six power-play goals, four game-winning goals and three game-tying tallies ... Named to the WCHA All-Academic and All-Big Ten Teams. **2011-12:** Recorded 30 points on 14 goals and 16 goals while appearing in all 37 games during his second season with Wisconsin ... His 14 goals, 16 assists and 30 points were a then a career-high ... His 14 goals were second-most on the team and seven power-play tallies tied for the team-lead. **2010-11:** As a freshman with the Badgers, led all first-year players with eight goals in 41 contests ... Named team's Dr. Joseph Coyne Most Consistent Player. **2009-10:** Combined to notched eight points on four goals and four assists in 26 games with the U.S National U18 and U17 teams. **2008-09:** Finished fourth in both goals (15) and points (28) while skating in all 42 games with the US National Development U18 team ... Also added seven points (5+2) in nine postseason contests ... Notched season-best two goals and two assists on 2/15 versus Motor City. **INTERNATIONAL:** Competed as a member of the U.S. Under-17 Select Team at the 2008 Under-17 Five Nations Tournament in Prievidza, Slovakia, where his four points in four games ranked second on the team

CAREER STATS REGULAR SEASON							PLAYOFFS					
YEAR	TEAM	LEAGUE	GP	G	A	PTS	PIM	GP	G	A	PTS	PIM
2008-09	USNTDP (U-18)	NAHL	42	15	13	28	50	9	5	2	7	4
2009-10	USNTDP (U-18)	USHL	22	3	4	7	18	--	--	--	--	--
	USNTDP (U-17)	USHL	4	1	0	1	4	--	--	--	--	--
2010-11	Univ. of Wisconsin	WCHA	41	8	11	19	32	--	--	--	--	--
2011-12	Univ. of Wisconsin	WCHA	37	14	16	30	37	--	--	--	--	--
2012-13	Univ. of Wisconsin	WCHA	42	23	13	36	22	--	--	--	--	--
2013-14	Univ. of Wisconsin	Big-10	37	22	13	35	18	--	--	--	--	--
	Manchester	AHL	7	2	1	3	2	4	0	1	1	2
2014-15	Manchester	AHL	76	22	23	45	25	18	13	9	22	8
2015-16	Los Angeles	NHL	17	1	2	3	0	--	--	--	--	--
	Ontario	AHL	52	24	19	43	26	13	2	4	6	4
2016-17	Ontario	AHL	48	16	17	33	46	5	0	3	3	0
2017-18	Ontario	AHL	65	21	28	49	16	4	1	2	3	2
2018-19	Texas	AHL	68	23	22	45	36	--	--	--	--	--
2019-20	Texas	AHL	61	14	13	27	53	--	--	--	--	--
2020-21	Rochester	AHL	28	8	11	19	24	--	--	--	--	--
2021-22	Rochester	AHL	65	26	28	54	39	5	0	0	0	0
Amerks Totals			93	34	39	73	63	5	0	0	0	0
NHL Totals			17	1	2	3	0	--	--	--	--	--
AHL Totals			470	156	162	318	267	49	16	19	35	16
College Totals			157	67	53	120	109	--	--	--	--	--
Junior Totals			236	60	68	128	437	41	9	9	18	85
Pro Totals			487	157	164	321	267	49	16	19	35	16



2022-23 ROCHESTER AMERICANS

The Players



BRETT MURRAY | LEFT WING | Shoots Left |

81

Born **July 20, 1998**
6-5 | 228 lbs. | Bolton, Ontario



ACQUIRED Buffalo Sabres' fourth-round selection (99th overall) in the 2016 NHL Draft. Signed a two-year, entry-level NHL contract with Buffalo on July 31, 2020. Re-signed a one-year NHL contract with Buffalo on July 18, 2022.

LAST SEASON

2021-22: Split his third season in the organization between the Buffalo Sabres (NHL) and Rochester Americans (AHL) ... Tallied two goals and four assists for six points in a career-high 19 games with the Sabres while finishing the season with a personal-best 32 points (15+17) in 52 games with the Amerks ... Ranked fourth among all Rochester skaters in goals and tied for sixth in points ... Tied for fourth among all Rochester skaters while appearing in 10 Calder Cup Playoff contests during the Amerks' run to the North Division Finals ... Scored his first playoff goal – the overtime game-winner – in the 4-3 series-clinching win at Belleville on 5/06 ... Recorded his first playoff with an assist in his professional postseason debut in Game 1 of the first-round series against Belleville on 5/04 ... Notched three assists in the 6-5 overtime loss to Bridgeport on 3/27 ... Had a season-long six-game point streak (3+6) from 2/27 to 3/11 ... Totaled seven goals and 12 points through in 13 games during the month of February ... Recorded a career-high four points (1+3) in the 5-3 win at Toronto on 2/27 ... Extended his goal-scoring streak to three straight games by scoring his career-high 10th goal of the season while also appearing in his 100th AHL game at Providence on 2/11 ... Appeared in his 100th pro game against Anaheim on 12/07 ... Scored his first NHL goal as part of his first NHL multi-point game against Seattle on 11/29 ... Logged his first NHL point with an assist in Buffalo's 3-2 overtime loss at Detroit on 11/27 ... Scored for the fifth time in five games with a two-goal effort against Lehigh Valley on 11/17, his first multi-goal effort since April 3, 2021 ... Had goals in back-to-back games (11/10-11/12)

CAREER HIGHLIGHTS

2020-21: Combined to play in 29 games between the Buffalo Sabres (NHL) and Rochester Americans (AHL) ... Was the seventh different player to make his NHL debut for the Sabres during the season, recording one shot over 11:10 of ice time in Buffalo's 8-4 loss at Pittsburgh on 5/06 ... Earned his first-ever NHL recall from the Sabres on 3/25 ... Finished the campaign as the Rochester's scoring champion as the team's point-getter with 20 points (9+11) in 27 games after recording an assist in the 2-1 season-ending win over Utica on 5/16 ... Ranked second on the team with nine goals, matching the total from his rookie season in 30 fewer games ... Six of his nine goals came on the power-play, a team-best ... Had three goals and seven points over his last 11 games ... Recorded the first three-point game of his career with two goals and an assist – all of which came in the first period – in the 5-3 win at Syracuse on 4/03 ... Had two points (1+1) in the 3-2 win at Syracuse on 2/20 **2019-20:** Enjoyed a breakout rookie season with Rochester, recording 24 points on nine goals and 15 assists in 55 games ... Ranked second among all Amerks rookies and finished eighth overall in team scoring ... Recorded his first multi-goal game (2+0) in the 3-2 win at Binghamton on 2/01 ... Collected two assists against Syracuse on 1/31 ... Totaled seven points (1+6) over a season-long five-game point streak from 11/16 to 11/30 to close out the month of November ... Tallied his second multi-point effort in three games with a pair of assists at Utica on 11/16 ... Notched his first multi-point game with two assists in the 4-3 win over Syracuse on 11/13 ... Had a three-game point streak (1+2) from 10/30 to 11/02 ... Scored his first pro goal in the 5-1 win over Hershey on 10/23 ... Recorded his first pro point with an assist in his professional debut at Utica on 10/19 **2018-19:** Returned to the Youngstown Phantoms of the USHL, recording 76 points on 41 goals and 35 assists in 62 games ... Led the USHL in goals and ranked second in points, earning a selection on the USHL First All-Star Team ... Added one goal in two playoff contests **2017-18:** Notched six points (1+5) in 21 games during his sophomore season at Penn State University (Big-10) ... Tallied an assist in a 5-3 victory over No. 11 Minnesota during the Big Ten Tournament Quarterfinals on 3/02 ... Picked up an assist in game one and scored his first career goal in game two of the weekend split at Arizona State (11/17-11/18) ... Recorded an assist in a 5-3 loss at Notre Dame on 11/10 ... Registered his first assist of the season during a 7-5 victory over AIC on 10/19 **2016-17:** Joined Penn State in January and then skated in 12 games, registering one assist ... Helped the Nittany Lions claim the Big-10 Conference championship and later the program's first-ever NCAA Tournament appearance ... Recorded his first assist in a 5-2 victory over Michigan State on 1/13 ... Began the season with Youngstown Phantoms of the USHL, scoring seven goals with 13 assists for 20 points **2015-16:** Honored with the CCHL Top Prospect Award after recording 32 assists and 14 goals, which ranked fourth and sixth, respectively, among all Carleton Place skaters in 48 games ... Named to the CCHL All-Rookie Team ... Helped the Canadians capture the league's championship after producing 13 points (5+8) in 16 postseason appearances

CAREER STATS | REGULAR SEASON

YEAR	TEAM	LEAGUE	GP	G	A	PTS	PIM	PLAYOFFS				
								GP	G	A	PTS	PIM
2015-16	Carleton	CCHL	48	14	32	46	16	16	5	8	13	4
2016-17	Youngstown	USHL	27	7	13	20	22	--	--	--	--	--
	Penn State Univ.	Big-10	12	0	1	1	4	--	--	--	--	--
2017-18	Penn State Univ.	Big-10	21	1	5	6	23	--	--	--	--	--
2018-19	Youngstown	USHL	62	41	35	76	35	2	1	0	1	0
2019-20	Rochester	AHL	55	9	15	24	10	--	--	--	--	--
2020-21	Buffalo	NHL	2	0	0	0	0	--	--	--	--	--
	Rochester	AHL	27	9	11	20	23	--	--	--	--	--
2021-22	Buffalo	NHL	19	2	4	6	23	--	--	--	--	--
	Rochester	AHL	52	15	17	32	35	10	3	3	6	4
Amerks/AHL Totals			134	33	43	76	68	10	3	3	6	4
NHL Totals			21	2	4	6	23	--	--	--	--	--
College Totals			33	1	6	7	27	--	--	--	--	--
Junior Totals			137	62	80	142	73	18	6	8	14	4
Pro Totals			155	35	47	82	91	10	3	3	6	4



2022-23 ROCHESTER AMERICANS

The Players



KOHEN OLISCHEFSKI | RIGHT WING | Shoots Right |

21

Born **February 1, 1998**

6-2 | 189 lbs. | Abbotsford, British Columbia



ACQUIRED Signed an Amateur Tryout (ATO) with the Rochester Americans on March 22, 2022. Re-signed a one-year, AHL contract with Rochester on July 18, 2022.

LAST SEASON

2021-22: Skated in three games with the Rochester Americans (AHL) following a five-year collegiate career between the University of Denver (NCHC) and Providence College (H-East), tallying 30 goals and 41 assists for 71 points in 172 games ... Made his professional debut with the Amerks at Syracuse on 3/26 ... As a graduate student, finished sixth and seventh amongst all Friars forwards in both assists (10) and points (18), respectively, while appearing in all 38 games ... When he recorded at least one point, the club posted a 12-2-1 record

CAREER HIGHLIGHTS

2020-21: During a four-year collegiate career with the Pioneers, registered 53 points (22+31) in 134 career games with the Denver ... Played in 23 of 24 games at the University of Denver, tallying 14 points on four goals and 10 assists ... Posted five points in his final four games: two (1+1) at Colorado College on 2/25, one against Colorado College on 2/27 and two assists in the NCHC Quarterfinals against Omaha on 3/13 ... Served as team captain
2019-20: Was one of eight Pioneers to appear in all 36 games ... Recorded a career-high 20 points on nine goals and 11 assists ... Notched his first career three-point game on 1/25 versus Miami
2018-19: Appeared in 39 games at the University of Denver, posted two goals and six assists for eight points ... Finished with a .525 faceoff percentage, which ranked second-best on the team
2017-18: Tied for first among freshmen with seven goals while totaling 11 points (7+4) in 36 games with the Pioneers ... Scored his first two collegiate goals on 12/16 against Dartmouth after notching his first collegiate point and assist on 12/2 versus Minnesota Duluth
2016-17: Recorded 125 points (38+87) during a four-year junior's career in 124 games with the Chilliwack Chiefs (BCHL) ... In his final season with the Chiefs finished second on the team and sixth in the BCHL with a career-high 76 points (24+52) in 58 games ... Tied for second in the league with 10 goals and third with 23 points in 23 postseason contests ... His 58 assists during the regular season ranked third-most in the league
2015-16: Led all Chilliwack rookies with 35 assists while his 48 points and 13 goals were second and third-best, respectively, in 57 contests ... Was third among all Chief first-year players in assists (3) and points (6) in 20 postseason games
2014-15: Scored one goal in eight games with Chilliwack ... His first-career WHL tally came at Surrey on 11/28
2013-14: Appeared in one contest with the Chiefs to begin his BCHL career on 12/13 against Penticton

CAREER STATS | REGULAR SEASON

YEAR	TEAM	LEAGUE	GP	G	A	PTS	PIM
2013-14	Chilliwack	BCHL	1	0	0	0	0
2014-15	Chilliwack	BCHL	8	1	0	1	0
2015-16	Chilliwack	BCHL	57	13	35	48	16
2016-17	Chilliwack	BCHL	58	24	52	76	47
2017-18	U. of Denver	NCHC	36	7	4	11	8
2018-19	U. of Denver	NCHC	39	2	6	8	8
2019-20	U. of Denver	NCHC	36	9	11	20	14
2020-21	U. of Denver	NCHC	23	4	10	14	21
2021-22	Providence College	H-East	38	8	10	18	18
	Rochester	AHL	3	0	0	0	0

PLAYOFFS

GP	G	A	PTS	PIM
--	--	--	--	--
--	--	--	--	--
20	3	3	6	6
23	10	13	23	12
--	--	--	--	--
--	--	--	--	--
--	--	--	--	--
--	--	--	--	--
--	--	--	--	--
--	--	--	--	--

Amerks/AHL Totals

College Totals

Junior Totals

Pro Totals

3	0	0	0	0	--	--	--	--	--
172	30	41	71	51	--	--	--	--	--
124	38	87	125	63	43	13	16	29	18
3	0	0	0	0	--	--	--	--	--



2022-23 ROCHESTER AMERICANS

The Players



JOSH PASSOLT | LEFT WING | Shoots Left |

14

Born **June 13, 1996**
6-0 | 196 lbs. | Haywards, Wisconsin



ACQUIRED Signed a one-year American Hockey League contract with the Rochester Americans on July 18, 2022.

LAST SEASON

2021-22: Completed a five-year collegiate career at Western Michigan University (NCHC), totaling 108 points on 44 goals and 64 assists in 166 career games ... Began his professional career, notching one goal in six games with the Cincinnati Cyclones (ECHL) while also skating in four postseason tilts ... During his final year with the Broncos, ranked second among all forwards with 20 assists while his 28 points finished third most in 38 contests ... Earned NCHC Academic All-Conference honors all five seasons ... Served as an alternate captain with Western Michigan

CAREER HIGHLIGHTS

2020-21: Skated in all 25 games with Western Michigan, compiled 19 points on seven goals and 12 assists during his fourth season ... Named to NCHC All-Academic Team ... Served as an alternate captain **2019-20:** In a season shortened due to the COVID-19 Pandemic, registered 16 points on five goals and 11 assists in 32 games ... Named to NCHC All-Academic Team **2018-19:** Played in 36 games with the Broncos, finishing with career-high 34 points on 16 goals and 18 assists while helping the team to the NCHC Frozen Faceoff Championship game as well as earning a No. 1 seed in the NCAA Tournament. ... Tied for the team lead in goals (16) ... Recorded first collegiate hat trick and added an assist in 7-3 win over Niagara on 12/01 ... Named to NCHC All-Academic and a NCHC Scholar Athlete Teams **2017-18:** Appeared in 35 games as a Freshman at Western Michigan, logging eight goals and three assists for 11 points ... Made collegiate debut and netted first collegiate goal in 6-1 win over Ferris State on 10/6 ... Named to NCHC All-Academic and a NCHC Scholar Athlete Teams **2016-17:** Finished a two-year junior career by playing 131 games, notching 71 points (36+35) with the Sioux Falls Stampede (USHL) ... During his final season, produced a career-high 22 goals and 42 points in 60 contests ... Served as team captain **2015-16:** Tied for fourth among all Stampede skaters in both points (22) and goals (11) while his 11 assists finished fifth-most while skating in 58 games ... Also appeared in three postseason contests **2014-15:** Had four points (1+3) during a seven-game stint with the Aberdeen Wings (NAHL) **2013-14:** Produced two goals and one assist for three points in six games with the Wisconsin Wilderness (SIJHL)

CAREER STATS | REGULAR SEASON

REGULAR SEASON								PLAYOFFS				
YEAR	TEAM	LEAGUE	GP	G	A	PTS	PIM	GP	G	A	PTS	PIM
2013-14	Wisconsin	SIJHL	6	2	1	3	4	--	--	--	--	--
2014-15	Aberdeen	NAHL	7	1	3	4	2	--	--	--	--	--
2015-16	Sioux Falls	USHL	58	11	11	22	52	3	0	0	0	0
2016-17	Sioux Falls	USHL	60	22	20	42	30	--	--	--	--	--
2017-18	Western Mich. U.	NCHC	35	8	3	11	26	--	--	--	--	--
2018-19	Western Mich. U.	NCHC	36	16	18	34	14	--	--	--	--	--
2019-20	Western Mich. U.	NCHC	32	5	11	16	23	--	--	--	--	--
2020-21	Western Mich. U.	NCHC	25	7	12	19	14	--	--	--	--	--
2021-22	Western Mich. U.	NCHC	38	8	20	28	20	--	--	--	--	--
	Cincinnati	ECHL	6	1	0	1	2	4	0	0	0	0
ECHL Totals			6	1	0	1	2	4	0	0	0	0
College Totals			166	44	64	108	97	--	--	--	--	--
Junior Totals			131	36	35	71	88	--	--	--	--	--
Pro Totals			6	1	0	1	2	4	0	0	0	4



2022-23 ROCHESTER AMERICANS

The Players



MATEJ PEKAR | CENTER | Shoots Left |

12

Born **February 2, 2000**
6-1 | 181 lbs. | Turnov, Czech Republic



ACQUIRED Buffalo Sabres' fourth-round selection (94th overall) in the 2018 NHL Draft. Signed a three-year, entry-level NHL contract with Buffalo on October 17, 2018.

LAST SEASON

2021-22: Recorded three goals and three assists for six points in 47 games during his second season with the Rochester Americans (AHL) ... Suffered a season-ending injury at Syracuse on 3/13 ... Scored his first goal of the season at Laval on 10/30 ... Notched an assist in the 7-3 win at Toronto on 10/23

CAREER HIGHLIGHTS

2020-21: Led all Rochester Americans (AHL) skaters and finished second among all AHL rookies with 50 penalty minutes while registering six points (1+5) in 25 games ... Shared Most Improved Player award with fellow rookie Dominic Franco ... Had six points (1+5) in his last eight games ... Scored his first pro goal in the 3-1 win at Syracuse on 5/01 ... Notched the first two points of his pro career with a two-assist effort at Cleveland on 4/19 ... Recorded one shot in his professional debut against Utica on 2/05 **2019-20:** Totaled 63 points (28+35) in a combined 51 appearances between the Barrie Colts (OHL) and Sudbury Wolves (OHL) ... Recorded 15 multi-point outings, including four hat tricks and three different five-point efforts ... Finished the season fifth in scoring among all Sudbury skaters, third in goals (28) and fifth in assists (35) after being acquired by the Wolves midseason ... Added 16 points on the power-play with 12 assists, good for fourth on the team in that category ... Concluded the regular season with one goal and four assists in the season-ending 8-0 rout of Kingston on 3/08 ... Netted two hat tricks in four games, both on the road at Niagara on 2/16 and at Barrie on 2/08 ... Posted a season-high five assists and was plus-four in the 8-2 win over North Bay on 1/10 ... Dealt to Sudbury midseason and tallied an assist in his Wolves debut in the 4-0 win over his former team at Barrie on 1/09 ... Closed out the month of October on a season-long five-game point streak from 10/18 to 10/30, collecting 11 points (5+6) over that span ... Picked up his second hat trick of the season as part of a five-point night (3+2) at Sault Ste. Marie on 10/19 ... Notched his third multi-goal outing through his first five games of the season with a pair of tallies at Sarnia on 10/04 ... Scored his first of four hat tricks on the season and added an assist for four points in the 6-2 win over London on 9/21 **2018-19:** Appeared in 33 games for the Barrie Colts (OHL), recording 36 points on 14 goals and 22 assists ... Finished sixth on the team in scoring despite only playing half the season due to injury ... Led all Barrie skaters with four shorthanded goals and added three power-play tallies ... Tied for fourth on the team with a plus-seven rating and fifth with 111 shots ... Posted 10 multi-point efforts ... Factored in on all three goals for his fifth three-point outing (2+1) of the season in a 3-2 win at Kingston on 1/06 ... Recorded a season-high three assists at Erie on 11/22 ... Opened the campaign with a season-long six-game point streak (5+5), including a pair of three-point efforts ... Scored twice with one assist in a 9-2 season-opening win over Owen Sound on 9/20 **2017-18:** Led all Muskegon Lumberjacks (USHL) with 40 assists in 54 games during his first season with the club ... Ranked second on the team with 54 points and his 40 assists, which paced all the USHL rookies, tied for fourth in the league ... Earned USHL Rookie of the Year honors and was named to the USHL All-Rookie Team ... Notched a pair of three-point games on a pair goals and one assist (2/04 and 1/15) ... Scored his first USHL goal as part of a three-game point streak on 10/28 vs. Youngstown ... Made his USHL debut on 10/06 against Lincoln and earned his first two-assist outing on 10/07 at Des Moines **INTERNATIONAL:** Represented his native Czech Republic at the 2020 and 2019 World Junior Championships ... Notched one assist at the 2020 event, which was held in Czech Republic ... Helped the Czech Republic to silver medals at both the 2018 IIHF World U-18 Championship and the 2017 Ivan Hlinka Memorial Tournament ... Tallied five points (1+4) in six games at the 2017 event

CAREER STATS | REGULAR SEASON

REGULAR SEASON								PLAYOFFS				
YEAR	TEAM	LEAGUE	GP	G	A	PTS	PIM	GP	G	A	PTS	PIM
2017-18	Muskegon	USHL	56	14	40	54	36	--	--	--	--	--
2018-19	Barrie	OHL	33	14	22	36	38	--	--	--	--	--
2019-20	Barrie	OHL	26	16	13	29	65	--	--	--	--	--
	Sudbury	OHL	25	12	22	34	25	--	--	--	--	--
2020-21	Liberec	Czech	13	1	3	4	24	--	--	--	--	--
	Rochester	AHL	25	1	5	6	50	--	--	--	--	--
2021-22	Rochester	AHL	47	3	3	6	56	--	--	--	--	--
Amerks/AHL Totals			72	4	8	12	106	--	--	--	--	--
European Totals			13	1	3	4	24	--	--	--	--	--
Junior Totals			140	56	97	153	164	--	--	--	--	--
Pro Totals			85	5	11	16	130	--	--	--	--	--



2022-23 ROCHESTER AMERICANS

The Players



JJ PETERKA | RIGHT WING | Shoots Left |

77

Born January 14, 2002

5-11 | 192 lbs. | Munich, Germany



ACQUIRED Buffalo Sabres' second-round selection (34th overall) in the 2020 NHL Draft. Signed a three-year, entry-level National Hockey League contract with the Buffalo Sabres on June 11, 2021.

LAST SEASON

2021-22: Named the Amerks Scoring Champion after leading the Amerks in all offensive categories in goals (28), assists (40) and points (68) while also skating in two contests with the Buffalo Sabres (NHL) ... Topped all AHL rookies in goals and points while he ranked third in assists ... Tied for the team lead with 12 points and finished second with seven goals in 10 Calder Cup Playoff contests during the Amerks' run to the North Division Finals ... Recorded his 10th point of the playoffs with his fifth goal in Game 1 of the North Division Finals at Laval on 5/22 ... Scored his third goal of the game 1:29 into overtime to complete the hat trick – his third three-goal performance since April 1 – and was plus-2 with a team-high seven shots in Game 2 of the North Division Semifinals against Utica on 5/14 ... Marked the first postseason hat trick by an Amerk since Jason Pominville in 2004 ... Scored his first AHL playoff goal in Game 1 of the North Division Semifinals against Utica on 5/10 ... Notched two assists in his professional postseason debut in Game 1 of the first-round series against Belleville on 5/04 ... Finished the season with 48 points (24+24) over his final 47 games ... Scored his second hat trick of the month and added an assist with a season-best plus-5 rating in the 8-1 season-ending win over Utica on 4/29 ... Registered a season-high four points on two goals and two assists in a 6-2 win at Belleville on 4/09, becoming the first Amerks rookie to reach the 60-point mark in a season since Thomas Vanek (42+26, 74 games) in 2004-05 ... Totaled five goals and six points over a two-game set at Cleveland from 4/01-4/02 ... Recorded his first AHL hat trick at Cleveland on 4/01, becoming the third Amerk and seventh AHL rookie to reach the 20-goal mark ... Notched his first multi-goal game, including the overtime game-winner, in the 3-2 win at Bridgeport on 2/15 ... Recorded a career-high eight shots at Hartford on 2/12 ... Named the AHL Player of the Week for the period ending Jan. 2, 2022 after recording five points (2+3) in two games ... Helped the Amerks to their first win of the New Year with two points (1+1) at Hartford on 1/02 ... Factored in on all three goals, scoring once and adding two assists – all in the first period – in a 5-3 loss at Springfield on 1/01 in his return to the Amerks lineup ... Recorded one shot over 16:12 of ice time in his NHL debut against New Jersey on 12/29 after earning his first-ever NHL recall from the Buffalo Sabres on 12/28 ... Notched three assists in the 7-3 win over Hershey on 11/26 ... Totaled eight points (2+6) over a season-long six-game point streak from 10/30 to 11/13 ... Tallied his third multi-point effort in five games to begin the season with two assists in the 6-5 overtime win at Laval on 10/30, including the primary helper on the game-winning goal ... Notched two assists for his second straight multi-point game and was plus-3 in the 7-3 win at Toronto on 10/23 ... Scored his first AHL goal and added two assists for a three-point night in the 5-3 win over Syracuse on 10/22 ... Made his Amerks/AHL debut at Utica on 10/17, recording one shot ... One of two Amerks selected to the 2021-22 AHL All-Rookie Team

CAREER HIGHLIGHTS

2020-21: Tallied 20 points (9+11), which tied for sixth on the team, in 30 games with Red Bull München of the DEL in Germany ... While on a loan with Salzburg EC of Austria, he registered seven goals and nine assists for 16 points in 12 contests. **2019-20:** As a 17-year-old, he made his professional debut with Red Bull, recording 11 points (7+4) in 42 contests. **INTERNATIONAL:** Represented his native country at the 2021 IIHF World Championship, where he scored one goal in six games for the German national team ... Produced 10 points (4+6) in five games at the 2021 IIHF World Junior Championship, which tied for third in tournament scoring ... Recorded six points (4+2) in seven games for Germany at the 2020 IIHF World Junior Championship ... Notched eight points (2+6) in five games at the 2019 IIHF U18 World Championship

CAREER STATS REGULAR SEASON

CAREER STATS		REGULAR SEASON							PLAYOFFS				
YEAR	TEAM	LEAGUE	GP	G	A	PTS	PIM	GP	G	A	PTS	PIM	
2019-20	Munich	DEL	42	7	4	11	14	--	--	--	--	--	
2020-21	Munich	DEL	30	9	11	20	8	--	--	--	--	--	
	Salzburg	Austria	12	7	9	16	12	--	--	--	--	--	
2021-22	Buffalo	NHL	2	0	0	0	0	--	--	--	--	--	
	Rochester	AHL	70	28	40	68	28	10	7	5	12	6	
Amerks/AHL Totals			70	28	40	68	28	10	7	5	12	6	
NHL Totals			2	0	0	0	0	--	--	--	--	--	
European Totals			84	23	24	57	34	--	--	--	--	--	
Pro Totals			156	51	64	125	62	10	7	5	12	6	



2022-23 ROCHESTER AMERICANS

The Players



LAWRENCE PILUT | DEFENSEMAN | Shoots Left |

20

Born **December 30, 1995**
5-11 | 194 lbs. | Tingsryd, Sweden



ACQUIRED Signed a two-year, entry-level NHL contract as an undrafted free agent with the Buffalo Sabres on May 15, 2018. Signed a one-year, two-way NHL contract with the Sabres on July 15, 2022.

LAST SEASON

2021-22: Spent two seasons with the KHL's Traktor Chelyabinsk, scoring 39 points on seven goals and 32 assists in 97 contests while also produced 10 points (1+9) in 20 postseason contests ... During his final campaign with Chelyabinsk, tallied 11 assists, which finished third among the club's blueliners, in 40 games

CAREER HIGHLIGHTS

2020-21: In his first season with Traktor, finished second among all defensemen in goals (7), assists (21) and points (28) in a career-high 57 games ... Overall, ranked fourth in assists and fifth in points on the team and was 11th in the KHL among defensemen, respectively **2019-20:** In 37 games with the Rochester Americans (AHL), registered six goals and 17 assists for 23 points while also appearing in 13 games with the Buffalo Sabres (NHL) before the COVID-19 Pandemic ... Notched his 100th pro assist against Cleveland on 2/22 ... Appeared in his 300th pro game against Lehigh Valley on 2/21 ... Made his season debut for Buffalo at St. Louis on 1/09 ... Set a new AHL career-high with his fifth goal of the season – and third in seven games – at Toronto on 1/04 ... Named to the North Division All-Star roster for the 2020 AHL All-Star Classic ... Had a three-game point streak (2+3) from 12/20 to 12/27 ... Scored the game-tying goal in the third period and then tallied the primary assist on the game-winner with two seconds remaining in regulation to cap a three-point night (1+2) and a 4-3 win over Belleville on 12/27 ... Had a four-game point streak (1+5) from 11/15 to 11/23 ... Factored in on all three goals with his second three-point effort (1+2) of the season in a 3-2 overtime win over Cleveland on 11/15 ... Had a three-point night (1+2), including the overtime game-winning goal in the 7-6 come-from-behind win at Syracuse on 10/26 **2018-19:** Split his first pro season in North America between the Buffalo and Rochester ... In 33 games with the Sabres, registered six points (1+6) and tallied 26 points (4+22) with the Amerks ... Played in all three of Rochester's postseason games against Toronto, recording four shots ... Made his AHL postseason debut in Game 1 of the North Division Semifinals against Toronto on 4/19 ... Scored his first NHL goal, which was also his 100th pro point, in Buffalo's 5-1 rout over New Jersey on 1/08 ... Named to the North Division All-Star roster for the 2019 Lexus AHL All-Star Classic... Logged 12:48 of ice time in his NHL debut in Buffalo's 3-2 overtime loss at Florida on 11/30 ... Totaled nine points (1+8) over a season-long seven-game point streak to open the month of November (11/02-11/18) ... Earned first-ever NHL recall from the Sabres on 11/21 ... Tallied a goal and an assist to help the Amerks to turn a 3-1 deficit into a 4-3 come-from-behind win at Hartford on 11/18 ... Recorded 11 points (1+10) over a five-game-point streak from 10/10 to 10/26, including three three-point efforts over that span ... Notched his second consecutive three-assist game against Utica on 10/26 ... Appeared in his 200th pro game at Bridgeport on 10/14 ... Notched his second multi-point effort in three games with a goal and two assists and was +3 in a 6-3 win over Syracuse on 10/10 ... Scored his first goal as an Amerk and added an assist for a two-point night in his AHL debut against Charlotte on 10/05 **2017-18:** Enjoyed a banner season with HV71 Jonkoping (SweHL) as he set career-highs in goals (8), assists (30) and points (38) in 52 games ... His 30 helpers and 38 points both led the league while his eight markers paced all HV71 defensemen and were second-best in the SweHL ... Skated in a pair of postseason contests ... Was named the SweHL's Defenseman of the Year (Salming Trophy) ... Served as an assistant captain **2016-17:** Appeared in 48 games with HV71 Jonkoping, scoring three goals and nine assists ... During HV71's Championship winning title, recorded a pair of markers and three helpers in 16 contests **2015-16:** Recorded five assists and six points in 21 games in third season with HV71 ... Added a goal and an assist in six playoff contests **2014-15:** Notched 11 points (3+8) in 48 outings with Jonkoping while assisting on a pair of goals in four postseason games with HV71 **2013-14:** Collected four assists in 22 contests in first season in the Swedish Hockey League while being held without a point during the five playoff games

CAREER STATS | REGULAR SEASON

REGULAR SEASON									PLAYOFFS				
YEAR	TEAM	LEAGUE	GP	G	A	PTS	PIM	GP	G	A	PTS	PIM	
2013-14	HV71	SweHL	22	0	4	4	18	6	0	0	0	0	
2014-15	HV71	SweHL	48	3	8	11	10	4	0	0	0	0	
	Timra IK	Swe-1	4	0	2	2	0	--	--	--	--	--	
2015-16	HV71	SweHL	21	1	5	6	4	6	1	1	2	0	
2016-17	HV71	SweHL	48	3	9	12	20	16	2	3	5	8	
2017-18	HV71	SweHL	52	8	30	38	22	2	0	0	0	0	
2018-19	Buffalo	NHL	33	1	5	6	20	--	--	--	--	--	
	Rochester	AHL	30	4	22	26	14	3	0	0	0	0	
2019-20	Buffalo	NHL	13	0	0	0	4	--	--	--	--	--	
	Rochester	AHL	37	6	17	23	20	--	--	--	--	--	
2020-21	Chelyabinsk	KHL	57	7	21	28	34	5	0	2	2	4	
2021-22	Chelyabinsk	KHL	40	0	11	11	28	15	1	7	8	8	
AHL/Amerks Totals			67	10	39	49	34	3	0	0	0	0	
NHL Totals			46	1	5	6	24	--	--	--	--	--	
European Totals			252	22	90	112	136	54	4	13	17	20	
Pro Totals			405	33	134	167	194	57	4	13	17	20	



2022-23 ROCHESTER AMERICANS

The Players



CHASE PRISKIE | DEFENSEMAN | Shoots Right |

27

Born **May 19, 1996**
6-0 | 185 lbs. | Pembroke Pines, Florida



ACQUIRED Signed a one-year, NHL contract with the Buffalo Sabres on July 13, 2022.
Drafted: Washington Capitals' sixth-round selection (177th overall) in the 2016 NHL Draft

LAST SEASON

2021-22: Made his NHL debut during a four-game stint with the Florida Panthers (NHL) ... Finished second among all Charlotte Checkers (AHL) defensemen with 23 assists and third in points (31) ... Overall ranked fifth in assists and 10th in points ... Logged one assist in seven Calder Cup Playoff contests with the Checkers, which included his professional playoff debut on 5/10 versus Bridgeport ... Produced a season-high four points on one goal and three assists versus Rochester on 12/14 ... After making his NHL debut versus Washington on 11/04, he posted a plus-four on-ice rating on 1/25 at Winnipeg

CAREER HIGHLIGHTS

2020-21: Potted seven points on three goals and four assists in 15 games with the Syracuse Crunch (AHL), which served as the temporary affiliate of the Panthers ... Three of his four helpers came against the Amerks **2019-20:** Combined for 35 points on eight goals and 27 assists in 57 games between the Checkers and Springfield Thunderbirds (AHL) before the COVID-19 Pandemic ... Finished fourth among all AHL rookies in points and tied fourth in assists ... Scored his first professional goal to go with three assists for his multi-point effort on 10/19 versus Syracuse **2018-19:** Completed a four-year collegiate at Quinnipiac University (ECAC), amassing 39 goals and 77 assists for 116 points in 154 games ... Was second in program history among defensemen with 116 points and third with 77 assists at the time of graduation ... Set the program record for most points (17+22) by a defenseman in 36 games during his final season with the Bobcats ... Led Quinnipiac with 17 goals and was second on the team with 39 points ... Served as Team captain for the second straight season ... Finalist for Hobey Baker and ECAC Hockey Best Defensive Defenseman Awards ... Honored as ECAC Hockey First and All-Academic Teams **2017-18:** Tallied 25 points on 11 goals and 14 assists in 37 games as a junior at Quinnipiac University ... Was the first junior captain since 2010-11 and just the eighth junior all-time ... Named to ECAC Hockey All-Second Team **2016-17:** Led all Bobcats with 15 power-play assists and 20 power-play points in 38 games while his 19 helpers and 26 points were second and third-most overall, respectively ... Named to the ECAC Hockey All-Academic and Third Teams **2015-16:** Paced all ECAC Hockey freshman with 22 assists and was third in the conference with 26 points while playing in 43 games during his first campaign at Quinnipiac University ... His 22 assists and 26 points were the second most by a freshman in program history ... Nabbed honored by the ECAC Hockey Rookie of the Week twice (3/15) and (10/27) ... Named to ECAC Hockey All-Rookie and All-Academic Teams **2014-15:** In a career-high 57 games with the Salmon Arm Silverbacks (BCHL), posted six goals and 14 assists for 20 points, which ranked fourth most on the team amongst defensemen **2013-14:** Produced one assist in three games with the USHL's Fargo Force


CAREER STATS | REGULAR SEASON

REGULAR SEASON								PLAYOFFS				
YEAR	TEAM	LEAGUE	GP	G	A	PTS	PIM	GP	G	A	PTS	PIM
2013-14	Fargo	USHL	3	0	1	1	0	--	--	--	--	--
2014-15	Salmon	BCHL	57	6	14	20	18	--	--	--	--	--
2015-16	Quinnipiac Univ.	ECAC	43	4	22	26	2	--	--	--	--	--
2016-17	Quinnipiac Univ.	ECAC	38	7	19	26	16	--	--	--	--	--
2017-18	Quinnipiac Univ.	ECAC	37	11	14	25	10	--	--	--	--	--
2018-19	Quinnipiac Univ.	ECAC	36	17	22	39	23	--	--	--	--	--
2019-20	Charlotte	AHL	52	6	25	31	22	--	--	--	--	--
	Springfield	AHL	5	2	2	4	2	--	--	--	--	--
2020-21	Syracuse	AHL	15	3	4	7	4	--	--	--	--	--
2021-22	Florida	NHL	4	0	0	0	2	--	--	--	--	--
	Charlotte	AHL	54	8	23	31	26	7	0	1	1	0
NHL Totals			4	0	0	0	2	--	--	--	--	--
AHL Totals			126	19	54	73	54	7	0	1	1	0
College Totals			154	39	77	116	51	--	--	--	--	--
Junior Totals			60	6	15	21	18	--	--	--	--	--
Pro Totals			130	19	0	73	2	7	0	1	1	0



2022-23 ROCHESTER AMERICANS

The Players



ETHAN PROOW | DEFENSEMAN | Shoots Right | Alternate Captain

7

Born **November 17, 1992**
5-11 | 183 lbs. | Sauk Rapids, Minnesota



ACQUIRED Signed a one-year NHL contract as an undrafted free agent with the Buffalo Sabres on July 29, 2021. Signed a two-year, AHL contract with the Rochester Americans on July 13, 2022.

LAST SEASON

2021-22: Ranked third in scoring amongst all AHL defensemen with 49 points (10+39) in 70 games during his first season with the Rochester Americans (AHL) ... Also, appeared in four games with the Buffalo Sabres (NHL), which featured his first NHL goal on his first NHL shot in his NHL debut at the age of 29 against New Jersey on 12/29 ... Tied for second among all Amerks defensemen with four assists in 10 Calder Cup Playoff contests during the Amerks' run to the North Division Finals ... Tallied two assists in Game 1 of the North Division Semifinals against Utica on 5/10 ... Finished the regular season with 31 points (6+25) over his last 40 games which featured seven points (1+6) over a season-long six-game point streak from 4/13 to 4/23 ... Set a new pro career-high with his 33rd assist of the season against Belleville on 4/15 ... Became the ninth different Amerk – and first among defensemen – to reach the 10-goal mark with the overtime game-winner against Laval on 4/13 ... Reached the 40-point mark for the second time in his AHL career with an assist against Utica on 3/30 ... Had a five-game assist streak (0+5) from 3/19 to 3/30 to close out the month of March ... Scored for the second time in three games while appearing in his 300th pro game at Toronto on 2/27 ... Netted the game-winner with 1:56 remaining in overtime in the 2-1 win at Syracuse on 2/25 to extend his point streak to a season-long five straight games, recording five points (1+4) over that span (2/15-2/25)... Reached the 30-point mark for the third straight AHL season with an assist against Laval on 2/20 ... Netted the game-winner in the 3-1 win over Wilkes-Barre/Scranton on 2/09 ... Had a four-game assist streak (0+5) from 1/22 to 2/02 ... Registered his 100th AHL assist on the game-winning goal against Syracuse on 1/28 ... Notched three points (1+2) against Belleville on 1/15, his first three-point outing since Oct. 25, 2019 ... Collected an assist in his return to the lineup against Hartford on 1/07 ... Registered his first multi-point effort of the season with two assists and was plus-3 in the 7-3 win over Hershey on 11/26 ... Produced a goal on his 29th birthday in the 3-2 loss to Utica on 11/17 ... Scored his first goal as an Amerk against Syracuse on 10/22 ... Named an alternate captain

CAREER HIGHLIGHTS

2020-21: Ranked third among all Munich (DEL) defensemen in points (20), assists (16) and goals (4) in 26 games while on a loan from the Florida Panthers (NHL). **2019-20:** Led all Springfield Thunderbirds (AHL) defensemen with nine goals and .76 points-per-game in 42 games while his 32 points and 27 assists were second and third, respectively. **2018-19:** Topped all Wilkes-Barre/Scranton Penguins (AHL) skaters with a career-high 50 points on 18 goals and 32 assists while skating in 74 games ... His 50 points were tied for third in the AHL amongst all AHL defensemen ... Scored his 10th goal in his 30th game of the season, to become the fastest Penguin defenseman to reach the mark since Ross Lupaschuk (26, 2002-03) ... Had a 10-game point streak from 1/05 to 2/02, picking up 12 points (5+7) ... Represented the Penguins at the 2019 AHL All-Star Classic in Utica, N.Y. ... Named to the AHL's Second All-Star Team. **2017-18:** Spent much of the season with Wilkes-Barre/Scranton, recording four goals and 13 assists for 17 points in 40 games ... Appeared in postseason games with the Penguins ... Also dressed in three contests with the Wheeling Nailers of the ECHL. **2016-17:** In 59 games as a rookie with the Penguins, scored once and added 15 assists ... Scored one goal in five Calder Cup Playoff games ... Notched a pair of assists in his only contest with Wheeling. **2015-16:** Finished a four-year collegiate career at St. Cloud State University (NCHC) with 99 points (19+80) in 149 games ... Owns St. Cloud State's program record for career assists for a defenseman (80) and is second all-time for the Huskies in career points for a defenseman (99) ... Recorded collegiate career-highs in goals (8), assists (30), and points (38) as a senior while helping the program to an NCHC Championship ... His 38 points were the most of all NCAA defensemen and his 30 assists tied St. Cloud State's program record for a single season (Bret Hedican) ... Registered one goal in a brief five-game stint with Wilkes-Barre/Scranton ... Also appeared in a pair of Calder Cup Playoff games ... Hobey Baker finalist ... Named NCHC Player of the Year while also earning NCHC All-Academic Team honors ... Served as team captain. **2014-15:** Finished the season with 23 points (4+19) in 35 games for the second consecutive season ... All-NCHC Academic team award winner and named to the 2015 NCAA West Region All-Tournament team ... Served as team captain. **2013-14:** Scored four goals and 19 assists for 23 points in 38 games with the Huskies ... All-NCHC Academic team award winner. **2012-13:** Produced 15 points (3+12) and added 28 blocked shots in 39 contests as a rookie while helping the Huskies capture the Penrose Cup as NCHC regular-season champions. **2011-12:** Led all Des Moines Buccaneers (USHL) defensemen in points (24) and assists (22) in 59 games ... His 12 power-play assists topped Buccaneers' skaters and ranked eighth overall among all USHL defensemen. **2010-11:** Tied for the team-lead in goals (8), assists (14) and points (22) among all Des Moines first-year skaters ... His eight goals and 22 points were second and fourth best in the USHL among rookies, respectively, while 14 assists were sixth-most

CAREER STATS | REGULAR SEASON

YEAR	TEAM	LEAGUE	GP	G	A	PTS	PIM
2010-11	Des Moines	USHL	59	8	14	22	28
2011-12	Des Moines	USHL	56	2	22	24	22
2012-13	St. Cloud State	NCHC	39	3	12	15	2
2013-14	St. Cloud State	NCHC	38	4	19	23	14
2014-15	St. Cloud State	NCHC	35	4	19	23	6

PLAYOFFS

GP	G	A	PTS	PIM
--	--	--	--	--
--	--	--	--	--
--	--	--	--	--
--	--	--	--	--



2022-23 ROCHESTER AMERICANS

The Players



ETHAN PROW | DEFENSEMAN | Shoots Right | Alternate Captain

CAREER STATS | REGULAR SEASON

REGULAR SEASON							PLAYOFFS					
YEAR	TEAM	LEAGUE	GP	G	A	PTS	PIM	GP	G	A	PTS	PIM
2015-16	St. Cloud State	NCHC	37	8	30	38	2	--	--	--	--	--
	W-B/Scranton	AHL	5	0	1	1	6	2	0	0	0	0
2016-17	W-B/Scranton	AHL	59	1	15	16	24	5	1	0	1	0
	Wheeling	ECHL	1	0	2	2	0	--	--	--	--	--
2017-18	W-B/Scranton	AHL	40	4	13	17	16	1	0	0	0	0
	Wheeling	ECHL	3	0	0	0	0	--	--	--	--	--
2018-19	W-B/Scranton	AHL	74	18	32	50	20	--	--	--	--	--
2019-20	Springfield	AHL	42	9	23	32	20	--	--	--	--	--
2020-21	Munich	DEL	26	4	16	20	4	--	--	--	--	--
2021-22	Buffalo	NHL	4	1	0	1	0	--	--	--	--	--
	Rochester	AHL	70	10	39	49	6	10	0	4	4	0

Amerks Totals			70	10	39	49	6	10	0	4	4	0
NHL Totals			4	1	0	1	0	--	--	--	--	--
AHL Totals			290	42	123	165	94	18	1	4	5	0
ECHL Totals			4	0	2	2	0	--	--	--	--	--
European Totals			26	4	16	20	4	--	--	--	--	--
College Totals			149	19	80	99	24	--	--	--	--	--
Junior Totals			115	10	36	46	50	7	2	1	3	2
Pro Totals			324	47	141	188	98	18	1	4	5	0



2022-23 ROCHESTER AMERICANS

The Players



JACK QUINN | RIGHT WING | Shoots Right |

22

Born **September 19, 2001**
6-0 | 185 lbs. | Ottawa, Ontario



ACQUIRED Buffalo Sabres' first-round selection (8th overall) in the 2020 NHL Draft. Signed a three-year, entry-level NHL contract with Buffalo on November 16, 2020.

LAST SEASON

2021-22: Finished second among all Rochester Americans (AHL) and fourth among all AHL rookies in scoring with 61 points (26+35) in 45 games ... Notched a pair of points (1+1) in a two-game stint with the Buffalo Sabres (NHL) ... Registered two assists in 10 Calder Cup Playoff contests during the Amerks' run to the North Division Finals ... Recorded his first playoff point with an assist on the overtime game-winner in Game 2 of the North Division Semifinals against Utica on 5/14 ... Made his professional postseason debut in Game 1 of the first-round series against Belleville on 5/04 ... One of two Amerks selected to the 2021-22 AHL All-Rookie Team and the winner of the AHL's Dudley (Red) Garrett Memorial Award as the AHL's outstanding rookie for the 2021-22 season ... Named the Amerks Most Valuable Player and Rookie of the Year ... Ranked third in goals sixth in assists among all first-year players ... Second among rookies with 1.36 points per game and tied for second with a team-high 10 power-play goals ... Placed third among rookies with a team-best six game-winning goals while also leading the Amerks with 19 multi-point outings ... Never went more than two games without a point ... Recorded two points, including his 26th goal of the season, and was plus-4 in the 8-1 season-ending win over Utica on 4/29 ... Netted his 24th and 25th goals of the season, including the game-winner, in a 6-2 loss at Belleville on 4/09 ... Had a four-game point streak (2+4) from 3/27 to 4/02 ... Became the second Amerk and fourth AHL rookie to reach the 50-point mark with an assist at Cleveland on 4/02 ... Recorded four three-point efforts over a seven-game span during the month of March, totaling 12 points (4+8), including three straight to open the month ... Netted his 20th goal of the season while adding two assists in just his 27th game of the year, his second straight three-point outing ... Was the first Amerk to score 20 goals in the fewest number of games since Luke Adam reached the mark in 31 games during the 2013-14 campaign ... Notched his first NHL goal and later added an assist for his first NHL multi-point game in Buffalo's 5-4 loss to Dallas on 1/20 ... Made his NHL debut against the Tampa Bay Lightning on 1/11, recording three shots and six shot attempts while earning 16:30 of total ice time ... Became the 101st AHL player this season to make his NHL debut and the eighth Sabres player taken within the first two rounds of the NHL Draft under the age of 25 to appear in a game with Buffalo ... Became the first AHL player this season and just the 17th player in franchise history to have a four-goal game in the 6-5 overtime loss against Belleville on 1/15 ... Was his second four-point outing in three games ... Scored all four goals consecutively, including the game-tying tally with 3.3 seconds remaining in regulation, along with a team-high seven shots ... Became the first Amerk to have a four-goal game since Derek Whitmore on Nov. 25, 2011 ... Recorded the first four-point game of his pro career with a goal and three assists in the 7-6 win over Utica on 1/12, becoming just the second Amerk and second AHL rookie to reach the 30-point mark ... Had a five-game point streak (2+6) from 11/19 to 11/27 ... Became the first Amerk on the season to reach the 10-goal mark and 20-point mark after a three-point (1+2) showing in the 7-3 win over Hershey on 11/26 ... Scored for the ninth time in 11 games and added an assist in the 4-0 win over Cleveland on 11/13 ... Became the first AHL rookie since Frank Vatrano in 2015-16 to score eight goals through his first 10 games of the season with a shorthanded tally against Cleveland on 11/12 ... Recorded his fifth straight multi-point effort in seven games with a goal and an assist against Belleville on 11/03 ... Named the AHL Rookie of the Month for October after leading all first-year players with five goals and 10 points in six games, surpassing his total offensive output from his truncated 2020-21 campaign and becoming the first AHL player to reach the 10-point mark this season ... Posted four straight multi-point outings during the month ... Doubled his goal total from the previous season after opening the campaign with six points (4+2) in his first three games of the season, including a goal in each ... Scored twice in the first period for his first multi-goal game, including the eventual game-winner, and was plus-two with a team-high six shots in the 7-3 win at Toronto on 10/23 ... Scored Rochester's first goal of the season in his season debut at Utica on 10/17

CAREER HIGHLIGHTS

2020-21: Appeared in 20 games during his rookie season with the Rochester Americans (AHL), totaling seven points on three goals and four assists ... Underwent season-ending hernia surgery on 4/22 ... Finished the season with five points (1+4) over his final six games after collecting two assists against Cleveland on 4/15 ... Notched his first multi-point game with a goal and an assist in the 5-3 win at Syracuse on 4/03 ... Scored his first professional goal at Utica on 3/10 ... Recorded his first professional point with an assist and also scored the shootout-clinching goal in his pro debut against Utica on 2/18. **2019-20:** Enjoyed a breakout year during his third season with the Ottawa 67's (OHL) as he recorded career-highs in goals (52), assists (37) and points (89) in 62 contests ... Ranked second in the Ontario Hockey League and topped all 67's skaters with 52 goals ... Became just the seventh player in league history to reach the 50-goal mark in his NHL Draft year ... Finished tied for eighth in the league with 89 points, which was third-best on Ottawa ... Of his 52 goals and 37 assists, 15 were scored on the powerplay and 16 added on the man advantage ... Nearly tripled his points per game from the 2018-19 season from 0.52 to 1.44 ... Closed out the season, recording 10 points (6+4) over the final seven outings from 2/25 to 3/10 ... Chipped a career-high six points on a goal and five assists on 2/09 versus North Bay ... Posted 16 points (13+3) from 12/06 to 1/10 ... Registered a career-high 11 shots on goal and chipped in three assists on 1/02 against Kingston. **2018-19:** Recorded 12 goals and 20 assists for 32 points in 61 games during his second slate with the 67's ... Totaled seven points (3+4) in 18 postseason contests ... Notched 10 multi-point efforts over the season which included a season-high three-point outing on 11/16 at Soo ... Scored his first career goal as part of a two-point night versus Hamilton on 9/30. **2018-19:** Had one assist in eight games with Ottawa to begin his junior career while skating in two playoff matchups ... Recorded a pair of shots in his OHL postseason debut versus Hamilton on 3/28 ... Made his OHL debut on 12/14 at Peterborough and notched his first career point on an assist against the Petes that same night. **2017-18:** Posted 21 goals and 25 assists for 46 points in only season with Kanata Lasers (CCHL) ... Added one assist in four playoff games ... Amassed 19 points (8+11) from 10/26 to 12/01, which featured a pair of goals and two assists on 11/16 versus Kemptville ... Recorded his first career hat trick against Kemptville on 10/01 ... Honored as the league's Rookie of the Year and was the recipient of the Top Prospect



2022-23 ROCHESTER AMERICANS

The Players



JACK QUINN | RIGHT WING | Shoots Right |

Award ... Was named to the CCHL All-Rookie Team . **INTERNATIONAL:** Skated in seven games during Team Canada's second-place finish at the 2021 IIHF World Junior Championship, recording a goal and four assists

CAREER STATS		REGULAR SEASON						PLAYOFFS				
YEAR	TEAM	LEAGUE	GP	G	A	PTS	PIM	GP	G	A	PTS	PIM
2017-18	Kanata	CCHL	49	21	25	46	24	4	0	1	1	0
	Ottawa	OHL	8	0	1	1	0	2	0	0	0	0
2018-19	Ottawa	OHL	61	12	20	32	23	18	3	4	7	0
2019-20	Ottawa	OHL	62	52	37	89	32	--	--	--	--	--
2020-21	Rochester	AHL	15	2	7	9	8	--	--	--	--	--
2021-22	Buffalo	NHL	2	1	1	2	0	--	--	--	--	--
	Rochester	AHL	45	26	35	61	23	10	0	2	2	6
Amerks/AHL Totals			60	28	42	70	31	10	0	2	2	6
NHL Totals			2	1	1	2	0	--	--	--	--	--
Junior Totals			180	85	83	168	79	24	3	5	8	0
Pro Totals			62	29	43	72	31	10	0	2	2	6



2022-23 ROCHESTER AMERICANS

The Players



ISAK ROSÉN | RIGHT WING | Shoots Right |

18

Born **March 15, 2003**
5-11 | 168 lbs. | Solna, Sweden



ACQUIRED Buffalo Sabres' first-round selection (14th overall) in the 2021 NHL Draft. Signed a three-year, entry-level NHL contract with the Sabres on May 31, 2021.

LAST SEASON

2021-22: Recorded four points (2+2) in 28 games with Leksands IK (SHL) while also adding nine points (4+5) in eight contests at the junior level ... Notched one goal and one assist during a three-game stint with Mora IK of the Swe-1

CAREER HIGHLIGHTS

2020-21: Split the season between the Leksands IK (SHL) and Leksands IK U20 teams while also skating in one game with the U18 team ... Picked up one assist in 22 games in the SHL and posted 16 points (9+7) between the two junior clubs **2019-20:** Had with 38 points (23+15) in 39 games between Leksands IK U18 and U20 teams ... Ranked third among all Leksands IF U20 skaters as he netted 21 goals and was tied for fifth in points (35) ... Recorded four assists in lone postseason appearance with the U18 team ... Made his professional debut as he skated in one game with Leksands IK **2018-19:** Tallied 32 goals, 22 assists for 54 points in 42 games between the Leksands IK U18 and U20 teams while also scoring two goals in three postseason games **2017-18:** Logged 42 points with 20 goals and 22 assists in 36 games between the Leksands IK U16 and U18 teams ... Led all Leksands U16 skaters with 19 goals, 19 assists and 38 points in 25 contests while serving as alternate captain **2016-17:** Combined to post nine points on four goals and five assists in 23 games with the Leksands IK U16 team ... Skated in three postseason contests **2015-16:** Recorded one assist in lone appearance with Leksands IK U16 team **INTERNATIONAL** Represented his native country of Sweden on three separate occasions (2019, 2021, 2022) ... Earned a bronze medal in 2021 and 2022 as he logged nine (7+2) and five (4+1) points, respectively

CAREER STATS | REGULAR SEASON

YEAR	TEAM	LEAGUE	GP	G	A	PTS	PIM	PLAYOFFS				
								GP	G	A	PTS	PIM
2015-16	Leksands IF U16	Swe-Jr.	1	0	1	1	0	--	--	--	--	--
2016-17	Leksands IF U16	Swe-Jr.	23	4	5	9	4	3	0	0	0	0
2017-18	Leksands IF U18	Swe-Jr.	36	20	22	42	22	--	--	--	--	--
2018-19	Leksands IF U16/18	Swe-Jr.	42	32	22	54	8	3	2	0	2	0
2019-20	Leksands IF U18/20	Swe-Jr.	39	23	15	38	8	1	0	4	4	0
	Leksands IF	SHL	1	0	0	0	0	--	--	--	--	--
2020-21	Leksands IF U18/20	Swe-Jr.	13	9	7	16	6	--	--	--	--	--
	Leksands IF	SHL	22	0	1	1	2	--	--	--	--	--
2021-22	Leksands IF U 20	Swe-Jr.	8	4	5	9	0	--	--	--	--	--
	Leksands IF	SHL	28	2	2	4	0	--	--	--	--	--
	Mora IK	Swe-1	3	1	1	2	0	--	--	--	--	--
SHL Totals			51	2	3	5	2	--	--	--	--	--
Sweden Elite Totals			3	1	1	2	0	--	--	--	--	--
Junior Totals			161	92	76	168	48	7	2	4	6	0
Pro Totals			51	2	3	5	2	--	--	--	--	--



2022-23 ROCHESTER AMERICANS

The Players



LUKAS ROUSEK | RIGHT WING | Shoots Left |

11

Born **April 20, 1999**

5-11 | 191 lbs. | Ostrov nad Ohri, Czech Republic



ACQUIRED Buffalo Sabres' sixth-round selection (160th overall) in the 2019 NHL Draft. Signed a two-year, entry-level NHL contract with the Buffalo Sabres on April 20, 2021.

LAST SEASON

2021-22: Appeared in 19 games during his first season with the Rochester Americans (AHL), posting one goal, three assists for four points ... Ranked second among all Amerk rookies with two goals and finished third among all first-year players with six points in 10 Calder Cup Playoff contests during the Amerks' run to the North Division Finals ... Tallied two assists for his first multi-point game of the season in the series-clinching win at Utica on 5/19 ... Netted his first playoff goal in his AHL postseason debut in Game 1 of the first-round series against Belleville on 5/04 ... Scored his first AHL goal – and first as an Amerk – against Cleveland on 4/23 ... Notched his first point as an Amerk with an assist at Cleveland on 4/01 ... Made his Amerks/AHL debut against Cleveland after missing the first 57 games of the season recovering from a knee injury

CAREER HIGHLIGHTS

2020-21: Completed his fourth season with HC Sparta Praha of Czech Extraliga, the highest-level pro league in the Czech Republic ... Totaled 78 points on 32 goals and 46 assists in 161 games ... He also notched 12 points (4+8) in 15 playoff contests ... In his final year, he tallied a career-high 38 points (14+24), which ranked fourth on the club, in 49 games **2019-20:** In 52 contests with Sparta, matched a career-high 14 goals while also recording 15 assists for 29 points **2018-19:** Contributed four goals and five assists for nine points in 34 contests with Sparta ... Produced five points (2+3) in four playoff games with the club **2017-18:** Had a pair of assists in 26 games during his first season with Sparta **INTERNATIONAL:** Has represented the Czech Republic at the 2019, 2020 and 2021 IIHF World Championships

CAREER STATS | REGULAR SEASON

YEAR	TEAM	LEAGUE	GP	G	A	PTS	PIM	PLAYOFFS				
								GP	G	A	PTS	PIM
2017-18	Sparta	Czech	26	0	2	2	0	--	--	--	--	--
2018-19	Sparta	Czech	34	4	5	9	4	4	2	3	5	0
2019-20	Sparta	Czech	52	14	15	29	14	--	--	--	--	--
2020-21	Sparta	Czech	49	14	24	38	8	11	2	5	7	0
2021-22	Rochester	AHL	19	1	3	4	2	10	2	4	6	0
Amerks/AHL Totals			19	1	3	4	2	10	2	4	6	0
European Totals			161	32	46	78	26	15	4	8	12	0
Pro Totals			180	33	49	82	28	25	6	12	18	0



2022-23 ROCHESTER AMERICANS

The Players



MATTIAS SAMUELSSON | DEFENSEMAN | Shoots Left |

24

Born March 14, 2000

6-4 | 227 lbs. | Voorhees, New Jersey



ACQUIRED Buffalo Sabres' second-round selection (32nd overall) in the 2018 NHL Draft. Signed a three-year, entry-level NHL contract with Buffalo on March 25, 2020.

LAST SEASON

2021-22: Spent most of the season with the Buffalo Sabres (NHL), recording 10 assists in 42 games while also producing 15 points (2+13) in 22 contests with the Rochester Americans (AHL) ... Totaled six assists over an eight-game span from 3/23 to 4/07 ... Recorded an assist while logging a season-high 26:05 of ice time at Philadelphia on 4/17 ... Made his NHL season debut against Detroit on 1/17 ... Had a three-game point streak (2+3) from 12/08 to 12/14 ... Scored his first goal of the season as part of a two-point effort against Utica on 12/08 ... Had a three-game assist streak (0+4) from 11/10 to 11/13 ... Opened the season with five assists in his first five games ... Tallied two assists against Cleveland on 11/12 ... Registered a single-game career-high five shots against Toronto on 11/05 ... Recorded the primary assist on the game-winning goal and had three shots with a plus-one on-ice rating in his season debut against Belleville on 11/03

CAREER HIGHLIGHTS

2020-21: Split his rookie season between the Buffalo Sabres (NHL) and Rochester Americans (AHL), where he combined for three goals and 12 assists for 15 points in 35 games ... In 12 contests with the Sabres, he produced a pair of assists while in Rochester he had 13 points (3+10) ... Had 10 points (2+8) in his last 16 games with the Amerks ... Notched two assists against Syracuse on 5/15, his fourth multi-point effort of the year and second in four games ... Recorded two assists in Buffalo's 6-4 win over Boston on 4/23, marking both his first point and the first multi-point game of his NHL career ... Made his NHL debut against Pittsburgh on 4/18, recording one shot and two hits over 14:12 of ice time in Buffalo's 4-2 win ... his first pro goal and added an assist for his first multi-point game in a 7-3 win at Cleveland on 2/12 ... Recorded his first professional point with an assist in his pro debut against Utica on 2/05. **2019-20:** Completed a two-year collegiate career at Western Michigan University (NCHC), amassing 26 points (7+19) in 65 games ... Finished his second season with two goals and 12 assists for 14 points in 30 games with the Broncos while serving as an alternate captain despite being the youngest player on the team ... Named to the NCHC Honorable Mention All-Star Team and was a finalist for the NCHC's Best Defensive Defenseman. **2018-19:** Appeared in 35 games during his first season with the Broncos, totaling five goals and seven assists for 12 points ... Registered his first collegiate assist on 11/02 at Denver ... Began a season-long five-game point streak (3+2) with his first-career goal on 10/23 against Bowling Green ... Was named to the NCHC Academic All-Conference Team. **2017-18:** Skated in 23 contests with the U.S. National Team Development Program U-18 Team, collecting 14 points on four goals and 10 assists ... Had a season-long four-game point streak from 3/03 to 3/15, tallying six points (2+4) over that span ... Opened the campaign with a goal and three assists in his first three games of the season. **2016-17:** Notched five goals and five assists for 10 points in 30 games with the U.S. National U-17 Team ... Made his USHL debut on 9/23 against Muskegon and notched his first-career point with a goal on 9/30 against Youngstown. **INTERNATIONAL:** Represented the United States at each of the last three IIHF World Junior Championships, most recently serving as captain of Team USA at the 2020 event that was held in Czech Republic ... Led the Americans to back-to-back silver medals at the 2019 World Junior Championship in Canada and in 2018 with the U.S. National U-18 team in Russia, where he recorded two points (1+1) in six international contests. **PERSONAL:** Played for current Amerks head coach Seth Appert during his time at the USNTDP ... Father, Kjell, played 14 seasons as an NHL defenseman for the Pittsburgh Penguins, Philadelphia Flyers, New York Rangers and Tampa Bay Lightning ... Was the second-highest draft pick in Western Michigan University hockey history

CAREER STATS REGULAR SEASON

YEAR	TEAM	LEAGUE	GP	G	A	PTS	PIM	PLAYOFFS				
								GP	G	A	PTS	PIM
2016-17	USNTDP (U-17)	USHL	23	5	3	8	20	--	--	--	--	--
	USNTDP (U-18)	USHL	7	0	2	2	6	--	--	--	--	--
2017-18	USNTDP (U-18)	USHL	23	4	10	14	64	--	--	--	--	--
2018-19	Western Mich. Univ.	NCHC	35	5	7	12	37	--	--	--	--	--
2019-20	Western Mich. Univ.	NCHC	30	2	12	14	41	--	--	--	--	--
2020-21	Buffalo	NHL	12	0	2	2	4	--	--	--	--	--
	Rochester	AHL	23	3	10	13	12	--	--	--	--	--
2021-22	Buffalo	NHL	42	0	10	10	16	--	--	--	--	--
	Rochester	AHL	22	2	13	15	16	--	--	--	--	--
Amerks/AHL Totals			45	5	23	28	28	--	--	--	--	--
NHL Totals			54	0	12	12	20	--	--	--	--	--
College Totals			65	7	19	26	78	--	--	--	--	--
Junior Totals			53	9	15	24	90	--	--	--	--	--
Pro Totals			99	5	35	40	48	--	--	--	--	--



2022-23 ROCHESTER AMERICANS

The Players



MALCOLM SUBBAN | GOALTENDER | Catches Left |

47

Born **December 21, 1993**
6-2 | 215 lbs. | Toronto, Ontario



ACQUIRED Acquired by the Buffalo Sabres for future considerations on December 2, 2021. Signed a one-year NHL contract with Buffalo on July 12, 2022.

Drafted: Boston Bruins' first-round selection (24th overall) in the 2012 NHL Draft

LAST SEASON

2021-22: Split the campaign between the Buffalo Sabres (NHL) and Rockford IceHogs (AHL), where he combined to go 2-4-2 in nine appearances with the two clubs ... Began the season with the IceHogs before being acquired by Buffalo on 12/2 for future considerations

CAREER HIGHLIGHTS

2020-21: Appeared in 16 games with the Chicago Blackhawks (NHL), compiling a 6-8-1 record with a .900 save percentage and a pair of shutouts ... Recorded his first shutout as a member of the Blackhawks in a 2-0 win over the Columbus Blue Jackets on 2/25 **2019-20:** Spent most of the season with the Vegas Golden Knights (NHL), registering a 9-7-3 record in 20 games before making his lone appearance with Blackhawks on 3/03, where he replaced Corey Crawford for 70 seconds during 6-2 victory over the Anaheim **2018-19:** In 21 games with the Golden Knights, held an 8-10-2 record with a .902 save percentage ... His first-career NHL shutout of the campaign came on 3/21 as he stopped all 20 shots he faced versus Winnipeg **2017-18:** After being claimed by Vegas on 10/03 from the Bruins, boasted a 13-4-2 record with the Golden Knights ... Posted a seven-game win streak from 12/03 to 1/05 ... Made his Vegas debut by earning his first-career NHL win against Boston on 10/15 **2016-17:** Spent majority of the campaign with Providence by going 11-14-1 in 32 games ... Went 0-1 in his lone game with the Boston Bruins (NHL) on 10/25 ... In six postseason games with Providence held a 2-2 record **2015-16:** Was 14-8-5 in 27 contests in his third stint with Providence ... Finished his regular season by going 8-0-2 from 12/30 to 2/05 ... Produced a 5-0-1 mark from 11/28 to 12/18, which started with an 18-save effort on 11/28 versus Lehigh Valley **2014-15:** Had three shutouts, which is a professional career-best, in 35 games with Providence while also making his NHL debut with Boston on 2/20 at St. Louis ... Was 1-1 during his two appearances in the postseason along with a .953 save percentage and 1.12 goals against average **2013-14:** As a rookie with Providence, topped all first-year netminders with a 2.31 goals against average in 33 appearances ... Was one of six first-year goaltenders to play in multiple Calder Cup Playoff games as he showed a 0-2 mark in six games ... Showed a 15-10-5 record in 33 regular season appearances with the Bruins to go with his one shutout and .920 save percentage ... Began 2014 with a 25-save effort for his first professional shutout in a 3-0 win over Worcester on 1/03 ... Closed out the regular season with an 11-4-0 record, highlighted by a five-game winning streak from 1/03 to 2/16 **2012-13:** Finished a three-year career with the Belleville Bulls (OHL) by showing a 64-42-6 record and eight shutouts in 118 career games ... Helped Belleville finish first in the East during the regular season by posting a career-best 29 wins and 46 appearances ... Went 11-6 and three shutouts in 17 playoff contests to help the club reach the Conference Finals ... Finished the regular season by leading all qualified goaltenders with 2.14 goals against average and .934 save percentage while also notching five shutouts **2011-12:** Produced a 25-14-0 record and 2.50 goals against average in 39 games with the Bulls ... Had a 2-4 mark in six playoff games **2010-11:** As a rookie with Belleville, showed a 10-17-2 record in 32 appearances ... Went 0-3 in three postseason contests despite holding a .933 save percentage and 2.02 goals against average ... Was named to OHL All-Rookie Team **2009-10:** In a combined three games with the Toronto Jr. Canadiens (OJHL) and Belleville, posted a 0-1-0 record and 32 saves in 84 minutes **INTERNATIONAL** Went 4-2 along with a .901 save percentage and 2.76 goals against average in six appearances during Team Canada's fourth-place finish at the 2013 World Junior Championships

CAREER STATS | REGULAR SEASON

YEAR	TEAM	LEAGUE	GP	MIN	GA	SO	W-L-OLT	SVS	SV% GAA
2009-10	Toronto	OJHL	2	71	4	0	0-1-0	30	.882 3.39
	Belleville	OHL	1	13	0	0	0-0-0	2	1,000 0.00
2010-11	Belleville	OHL	32	1,785	94	0	10-17-2	844	.900 3.16
2011-12	Belleville	OHL	39	2,258	94	3	25-14-0	1,121	.923 2.50
2012-13	Belleville	OHL	46	2,695	96	5	29-11-4	1,355	.934 2.14
2013-14	Providence	AHL	33	1,920	74	1	15-10-5	847	.920 2.31
2014-15	Providence	AHL	35	2,017	82	3	16-13-4	962	.921 2.44
	Boston	NHL	1	31	3	0	0-1-0	3	.500 5.81
2015-16	Providence	AHL	27	1,635	67	1	14-8-5	690	.911 2.46
2016-17	Providence	AHL	32	1,789	72	1	11-14-1	797	.917 2.41
	Boston	NHL	1	31	3	0	0-1-0	13	.813 5.88
2017-18	Vegas	NHL	22	1,230	55	0	13-4-2	559	.910 2.68
2018-19	Vegas	NHL	21	1,227	60	1	8-10-2	552	.902 2.93
2019-20	Vegas	NHL	20	1,133	60	0	9-7-3	486	.890 3.18
	Chicago	NHL	1	1	0	0	0-0-0	0	1,000 0.00
2020-21	Chicago	NHL	16	881	47	2	6-8-1	424	.900 3.20
2021-22	Buffalo	NHL	4	210	17	0	0-2-1	115	.871 4.85
	Rockford	AHL	5	302	17	0	2-2-1	142	.893 3.38

PLAYOFFS

GP	MIN	GA	SO	W-L	SVS	SV% GAA
--	--	--	--	--	--	--
3	178	6	0	0-3	84	.933 2.02
6	369	18	0	2-4	198	.917 2.93
17	1,021	34	3	11-6	477	.933 2.00
6	244	4	0	0-2	59	.937 2.12
2	160	3	0	1-1	61	.953 1.12
--	--	--	--	--	--	--
--	--	--	--	--	--	--
6	244	12	0	2-2	95	.888 2.96
--	--	--	--	--	--	--
--	--	--	--	--	--	--
--	--	--	--	--	--	--
--	--	--	--	--	--	--
--	--	--	--	--	--	--
--	--	--	--	--	--	--
--	--	--	--	--	--	--
--	--	--	--	--	--	--

NHL Totals
AHL Totals
Junior Totals
Pro Totals

86 4,745 245 3 36-33-9 2,152 .898 3.10
132 7,663 312 6 58-47-15 3,438 .917 2.44
120 6,822 288 8 64-43-6 3,352 .920 2.53
218 12,408 557 9 94-80-24 5,590 .909 2.69

-- -- -- -- -- -- --
11 517 19 0 3-5 215 .919 2.21
26 1,568 58 3 13-13 759 .929 2.22
11 517 19 0 3-5 215 .919 2.21



2022-23 ROCHESTER AMERICANS

The Players



PETER TISCHKE | DEFENSEMAN | Shoots Left |

16

Born **January 3, 1996**
6-1 | 216 lbs. | Hinsdale, Illinois



ACQUIRED Signed a one-year American Hockey League contract with the Rochester Americans on August 12, 2021. Re-signed a one-year, AHL contract with Rochester on July 14, 2022.

LAST SEASON

2021-22: Appeared in 33 games with the Rochester Americans (AHL), notching two goals and two assists and skated in five contests with the Cincinnati Cyclones (ECHL), recording three assists ... Totaled 15 PIMs in eight Calder Cup Playoff contests during the Amerks' run to the North Division Finals ... Made his professional postseason debut in Game 2 of the first-round play-in series at Belleville on 5/06 ... Missed the final 21 games (3/12-4/29) of the regular season due to injury ... Scored his first goal as an Amerk at Toronto on 2/05 ... Appeared in his 100th pro game against Charlotte on 2/02 ... Recorded his first point as an Amerk with an assist against Syracuse on 1/19 ... Notched an assist in his Cyclones debut against Iowa on 11/04 ... Made his Rochester debut at Belleville on 10/27

CAREER HIGHLIGHTS

2020-21: Recorded two points (1+1) in 16 games in his first full season with the Colorado Eagles (AHL) ... He tied for second-most shots (15) among all rookie defensemen ... Scored his first AHL goal on 3/24 at Henderson. **2019-20:** Spent majority of the season with the Utah Grizzlies (ECHL), where he finished second in goals (4), assists (11) and points (15) in 51 games among all Grizzlies rookie defensemen ... Also added one assist in five contests with Colorado. **2018-19:** Completed a four-year collegiate career at the University of Wisconsin (Big-10), where he registered 34 points (8+26) in 135 games ... Scored 10 points on three goals and seven assists in 36 games with the Badgers as a senior ... Led the team with 75 block shots for the third consecutive year ... Recipient of the Big-10 Sportsmanship award ... Served as team captain. **2017-18:** Paced the team with 79 blocks and 2.14 blocks per game, which ranked second and fourth among the conference blueliners, respectively ... Registered 13 points (2+11) in 37 games with the Badgers ... Received the team's Fenton Kelsey, Jr.-Mike Richter Most Competitive award, and the Suter Family Unsung Hero award ... Named to the All-Big-10 Honorable Mention Team. **2016-17:** Had a team-high 60 blocked shots while producing three goals and six assists for nine points in 35 games with Wisconsin ... Blocked a career-high 11 shots in the Badgers' 3-2 victory over Minnesota on 2/24 ... Named to the All-Big-10 Honorable Mention Team ... Received the team's Dr. Joseph Coyne-Joe Pavelski Most Consistent honor. **2015-16:** Tallied a pair of assists in 27 contests as a freshman. **2014-15:** Completed a three-year career with the Chicago Steel (USHL), totaling 28 points (2+28) in 116 career games ... During his final season, he finished third amongst all Steel defensemen in both assists (17) and points 19 – both career-highs in 56 games. **2013-14:** Had nine assists in 56 contests with Chicago. **2012-13:** Was limited to four games to begin his junior career with the Steel

CAREER STATS REGULAR SEASON

CAREER STATS REGULAR SEASON								PLAYOFFS				
YEAR	TEAM	LEAGUE	GP	G	A	PTS	PIM	GP	G	A	PTS	PIM
2012-13	Chicago	USHL	4	0	0	0	0	--	--	--	--	--
2013-14	Chicago	USHL	56	0	9	9	109	--	--	--	--	--
2014-15	Chicago	USHL	56	2	17	19	133	3	0	0	0	0
2015-16	U. of Wisconsin	Big-10	27	0	2	2	16	--	--	--	--	--
2016-17	U. of Wisconsin	Big-10	35	3	6	9	34	--	--	--	--	--
2017-18	U. of Wisconsin	Big-10	37	2	11	13	69	--	--	--	--	--
2018-19	U. of Wisconsin	Big-10	36	3	7	10	34	--	--	--	--	--
2019-20	Colorado	AHL	5	0	1	1	0	--	--	--	--	--
	Utah	ECHL	51	4	11	15	64	--	--	--	--	--
2020-21	Colorado	AHL	16	1	1	2	6	--	--	--	--	--
2021-22	Rochester	AHL	33	2	2	4	35	8	0	0	0	15
	Cincinnati	ECHL	5	0	3	3	9	--	--	--	--	--
Amerks Totals			33	2	2	4	35	8	0	0	0	15
AHL Totals			54	3	4	7	41	8	0	0	0	15
ECHL Totals			56	4	14	18	73	--	--	--	--	--
College Totals			135	8	26	34	153	--	--	--	--	--
Junior Totals			116	2	26	28	242	3	0	0	0	0
Pro Totals			110	7	18	25	114	8	0	0	0	15



2022-23 ROCHESTER AMERICANS

The Players



BRENDAN WARREN | LEFT WING | Shoots Left |

45

Born **May 7, 1997**
6-1 | 194 lbs. | Carleton, Michigan



ACQUIRED Signed a one-year American Hockey League contract with the Rochester Americans on August 12, 2021. Re-signed a one-year, AHL contract with Rochester on August 16, 2022.

Drafted: Arizona Coyotes' third-round selection (81st overall) in the 2015 NHL Draft

LAST SEASON

2021-22: In a career-high 51 games with the Rochester Americans (AHL), recorded four goals, two assists for six points ... Appeared in two Calder Cup Playoff contests during the Amerks' run to the North Division Finals, which featured his professional postseason debut in Game 2 of the North Division Finals at Laval on 5/23 ... Notched two assists, including the primary helper on the game-winner, in the 4-3 come-from-behind win at Hershey on 12/19 ... Netted his first goal of the season at Toronto on 10/23

CAREER HIGHLIGHTS

2020-21: Had six points (4+2) in 10 games with the Rochester Americans (AHL), including the game-winning goal in the season finale against Utica on 5/16 ... Appeared in his 100th pro game against Syracuse on 5/15 ... Tallied his first-career shorthanded goal while scoring for the second straight game against Utica on 4/23 ... Scored his first AHL goal in his Amerks/AHL debut against Syracuse on 4/21 ... Began the season recording 21 points (8+13) in 39 games with the Jacksonville Icemen (ECHL) ... Ranked fourth on the team in points and sixth in goals, respectively, at the time of his AHL recall **2019-20:** Finished his rookie season with Jacksonville tied for the lead among all first-year skaters in goals (14), second in points (28) and fourth in assists (14) while skating in 47 games ... Represented the Icemen at the 2020 ECHL All-Star Classic **2018-19:** Completed a four-year collegiate career at the University of Michigan (Big-10), where he registered 45 points (18+27) in 149 games with the Wolverines ... Appeared in all 36 games with Michigan, tallying one goal and two assists ... Named to Academic All-Big-10 Team **2017-18:** Skated in all 40 contests with the Wolverines, recording 15 points on nine goals and six assists ... Led all Michigan players in shorthanded goals (2) ... Named to Academic All-Big-10 Team **2016-17:** Posted three goals and seven assists for 10 points in 35 during his sophomore season with Michigan ... Named to the Academic All-Big-10 Team **2015-16:** As a freshman, helped the maize and blue claim the Big-10 Conference Championship while skating in all 38 games and registering 17 points (5+12) **2014-15:** Recorded 13 points (7+6) in 20 games played for the U.S. National Under-18 Team (USHL) **2013-14:** Notched 6 goals and 13 assists for 19 points in 33 games with the U.S. National Under-17 Team (USHL) ... His 13 assists ranked fifth-best among rookie forwards while his 19 points were eighth-most

CAREER STATS | REGULAR SEASON

REGULAR SEASON							PLAYOFFS					
YEAR	TEAM	LEAGUE	GP	G	A	PTS	PIM	GP	G	A	PTS	PIM
2013-14	USNTDP (U-17)	USHL	33	6	13	19	41	--	--	--	--	--
2014-15	USNTDP (U-18)	USHL	20	7	6	13	5	--	--	--	--	--
2015-16	U. of Michigan	Big-10	38	5	12	17	18	--	--	--	--	--
2016-17	U. of Michigan	Big-10	35	3	7	10	16	--	--	--	--	--
2017-18	U. of Michigan	Big-10	40	9	6	15	39	--	--	--	--	--
2018-19	U. of Michigan	Big-10	36	1	2	3	21	--	--	--	--	--
2019-20	Jacksonville	ECHL	47	14	14	28	12	--	--	--	--	--
2020-21	Rochester	AHL	10	4	2	6	2	--	--	--	--	--
	Jacksonville	ECHL	44	9	13	22	24	--	--	--	--	--
2021-22	Rochester	AHL	51	4	2	6	22	2	0	0	0	0
Amerks/AHL Totals			61	8	4	12	24	2	0	0	0	0
ECHL Totals			91	23	27	50	36	--	--	--	--	--
College Totals			149	18	27	45	94	--	--	--	--	--
Junior Totals			53	13	19	32	46	--	--	--	--	--
Pro Totals			152	31	31	62	60	2	0	0	0	0



2022-23 ROCHESTER AMERICANS

The Players



LINUS WEISSBACH | LEFT WING | Shoots Left |

13

Born **April 19, 1998**
5-9 | 175 lbs. | Gothenburg, Sweden



ACQUIRED Buffalo Sabres' seventh-round selection (192nd overall) in the 2017 NHL Draft. Signed a two-year, entry-level National Hockey League contract with the Buffalo Sabres on April 6, 2021.

LAST SEASON

2021-22: Finished third among all Rochester Americans (AHL) rookie skaters in goals (16) and fourth in both assists (21) and points (37) in a career-high 51 games with team ... Made his professional postseason debut in Game 1 of the first-round series against Belleville on 5/04 ... Scored a goal in the regular-season finale against Utica on 4/29 ... Totaled four points (2+2) over a three-game point streak from 3/12 to 3/18 ... Found the back of the net for the second straight game and added an assist at Syracuse on 3/13 ... Recorded a career-high three assists in the 5-3 win at Toronto on 2/27 ... Tallied his second two-assist effort in three games at Syracuse on 2/19 ... Had a three-game point streak (1+3) from 2/02 to 2/05 ... Scored his first pro goal and recorded his first multi-goal game with a pair of tallies in the 7-3 win at Toronto on 10/23 ... Recorded his first pro point with an assist against Syracuse on 10/22 ... Made his North American professional debut at Utica on 10/17, recording one shot

CAREER HIGHLIGHTS

2020-21: Completed a four-year collegiate career at the University of Wisconsin (Big-10), recording 114 points (34+84) in 127 games ... Ranked among the top 10 in the NCAA in assists (29, 2nd), points (41, 3rd) and points per game (1.32, 8th) during his final season with Wisconsin ... His 41 points in 31 games were a career-best ... Named a Second Team All-Big Ten selection and earned Second Team All-America honors **2019-20:** In 35 games with the Badgers, scored four goals and 18 assists for 22 points ... Named to the All-Big Ten Academic Team **2018-19:** Finished third in scoring on the team with eight goals and 25 points in 27 contests as a sophomore with Wisconsin ... Named to the All-Big Ten Academic Team **2017-18:** Played in 34 games for the Badgers, tallying 10 goals and 16 assists ... His 26 points led all rookies and ranked third on the team overall ... Registered 11 power-play points, the third-most overall ... Named to the All-Big Ten Freshman Team and was the co-recipient of the team's Mark Johnson Rookie of the Year award **2016-17:** Led all Tri-City Storm (USHL) skaters with a career-high 19 goals and 47 points in 49 games ... His 28 assists, 10 power-play assists, and four game-winning goals were also most on the team ... Named to the All-USHL Third Team **2015-16:** In his second season with the Vastra Frolunda (Swe-Jr), topped all skaters with a personal-best 31 assists and 48 points while his 17 goals ranked second in 44 contests ... Also appeared in one game with Frolunda HC (SweHL) **2014-15:** Scored two goals and four assists for six points in 16 games as a rookie with Vastra **INTERNATIONAL:** Recorded two assists in seven games for Team Sweden as the Swedes claimed the silver medal at the 2016 Hlinka Memorial Tournament ... Played for Team Sweden at the World Under-17 Hockey Challenge, where he won the bronze medal in 2015

CAREER STATS | REGULAR SEASON

REGULAR SEASON								PLAYOFFS				
YEAR	TEAM	LEAGUE	GP	G	A	PTS	PIM	GP	G	A	PTS	PIM
2014-15	Vastra Frolunda	Swed-Jr	16	2	4	6	6	--	--	--	--	--
2015-16	Vastra Frolunda	Swe-Jr	44	17	31	48	34	--	--	--	--	--
	Frolunda	SweHL	1	0	0	0	0	--	--	--	--	--
2016-17	Tri-City	USHL	49	19	28	47	4	--	--	--	--	--
2017-18	U. of Wisconsin	Big-10	34	10	16	26	26	--	--	--	--	--
2018-19	U. of Wisconsin	Big-10	27	8	17	25	10	--	--	--	--	--
2019-20	U. of Wisconsin	Big-10	35	4	18	22	25	--	--	--	--	--
2020-21	U. of Wisconsin	Big-10	31	12	29	41	12	--	--	--	--	--
2021-22	Rochester	AHL	67	16	21	37	32	1	0	0	0	0
Amerks/AHL Totals			67	16	21	37	32	1	0	0	0	0
European Totals			1	0	0	0	0	--	--	--	--	--
College Totals			127	34	80	114	73	--	--	--	--	--
Junior Totals			60	19	35	54	40	--	--	--	--	--
Pro Totals			68	16	21	37	32	1	0	0	0	0



ROCHESTER AMERICANS

SEASON IN REVIEW





AHL 2021-22 YEAR-END AWARD WINNERS

Season in Review

FIRST ALL-STAR TEAM

G	Dustin Wolf	Stockton
D	Jordan Gross	Colorado
D	Jordan Spence	Ontario
F	Stefan Noesen	Chicago
F	Andrew Poturalski	Chicago
F	T.J. Tynan	Ontario

SECOND ALL-STAR TEAM

G	Troy Grosenick	Providence
D	Jake Christiansen	Cleveland
D	Joseph Duszak	Toronto
F	Martin Frk	Ontario
F	Seth Griffith	Bakersfield
F	Kiefer Sherwood	Colorado

ALL-ROOKIE TEAM

G	Dustin Wolf	Stockton
D	Jack Rathbone	Abbotsford
D	Jordan Spence	Ontario
F	Jakob Pelletier	Stockton
F	JJ Peterka	Rochester
F	Jack Quinn	Rochester

TROPHY/AWARD WINNERS

Dudley (Red) Garrett Memorial Award (Outstanding Rookie)	Jack Quinn, Rochester
Les Cunningham Award (Regular Season MVP)	T.J. Tynan, Colorado
Aldege "Baz" Bastien Memorial Award (Outstanding Goaltender)	Dustin Wolf, Stockton
Eddie Shore Award (Outstanding Defenseman)	Jordan Gross, Colorado
Willie Marshall Award (Leading Goal Scorer)	Stefan Noesen, Chicago
John B. Sollenberger Trophy (Leading Scorer – Regular Season)	Andrew Poturalski, Chicago
Harry "Hap" Holmes Award (Team Goaltending)	Alex Lyon, Chicago
Yanick Dupre Memorial Award (AHL Man of the Year)	Dakota Mermis, Iowa
Fred T. Hunt Memorial Award (Sportsmanship, Determination and Dedication to Hockey)	Sam Anas, Springfield
Louis A. R. Pieri Memorial Award (Coach of the Year)	Mitch Love, Stockton
Jack A. Butterfield Trophy (Playoff MVP)	Josh Leivo, Chicago
James H. Ellery Awards (Outstanding Media)	Scott Leber, WTVO-TV (Rockford)
Thomas Ebright Award (Outstanding Contributions to the AHL)	Kevin McDonald, St. Louis
James C. Hendy Award (Outstanding AHL Executive)	Jon Greenberg, Milwaukee
Michael Condon Memorial Award (Outstanding contributions by an on-ice official)	Brent Colby
Ken McKenzie Award (Outstanding Executive – PR & Marketing)	Gavin Riches, Colorado
President's Awards	Stefan Noesen, Chicago Springfield Thunderbirds (team of the year)

TEAM AWARDS

Calder Cup (Playoff Champion)	Chicago Wolves
Richard F. Canning Trophy (Eastern Conference Playoff Champion)	Springfield Thunderbirds
Robert W. Clarke Trophy (Western Conference Playoff Champion)	Chicago Wolves
MacGregor Kilpatrick Trophy (Regular Season Points Champion)	Chicago Wolves
Frank S. Mathers Trophy (Eastern Conference Regular Season Champion)	Utica Comets
Norman R. (Bud) Poile Trophy (Western Conference Regular Season Champion)	Chicago Wolves
Emile Francis Trophy (Atlantic Division Champion)	Charlotte Checkers
F.G. (Teddy) Oke Trophy (North Division Champion)	Utica Comets
Sam Pollock Trophy (Central Division Champion)	Chicago Wolves
John D. Chick Trophy (Pacific Division Champion)	Stockton Heat



AHL REGULAR SEASON DIVISIONAL STANDINGS

Season in Review

ATLANTIC DIVISION 2021-22

Team	GP	W	L	OTL	SOL	PTS	PCT	GF	GA	PIM	Home	Road	S/O
1. y Charlotte	72	42	24	5	1	90	.625	234	197	862	22-9-5-0	20-15-0-1	4-1
2. x Springfield	76	43	24	6	3	95	.625	233	221	864	26-10-2-0	17-14-4-3	4-3
3. x Providence	72	36	25	5	6	83	.576	199	192	898	20-14-2-0	16-11-3-6	4-6
4. x Wilkes-Barre/Scranton	76	35	33	4	4	78	.513	209	225	862	22-12-3-1	13-21-1-3	1-4
5. x Hershey	76	34	32	6	4	78	.513	202	209	911	21-12-2-3	13-20-4-1	1-4
6. x Bridgeport	72	31	30	7	4	73	.507	213	226	816	18-14-2-2	13-16-5-2	2-4
7. Hartford	72	32	32	6	2	72	.500	205	225	749	20-13-2-1	12-19-4-1	6-2
8. Lehigh Valley	76	29	32	10	5	73	.480	195	239	805	16-13-6-3	13-19-4-2	2-5

NORTH DIVISION 2021-22

Team	GP	W	L	OTL	SOL	PTS	PCT	GF	GA	PIM	Home	Road	S/O
1. y Utica	72	43	20	8	1	95	.660	246	206	812	23-8-4-1	20-12-4-0	2-1
2. x Syracuse	76	41	26	7	2	91	.599	242	229	880	24-11-1-2	17-15-6-0	1-2
3. x Laval	72	39	26	5	2	85	.590	246	231	871	24-8-3-1	15-18-2-1	2-2
4. x Belleville	72	40	28	4	0	84	.583	219	218	902	19-15-2-0	21-13-2-0	5-0
5. x Rochester	76	37	29	7	3	84	.553	254	270	942	20-13-3-2	17-16-4-1	3-3
6. Toronto	72	37	30	4	1	79	.549	243	244	924	18-15-2-1	19-15-2-0	3-1
7. Cleveland	76	28	35	8	5	69	.454	207	262	1002	13-20-4-1	15-15-4-4	2-5

CENTRAL DIVISION 2021-22

Team	GP	W	L	OTL	SOL	PTS	PCT	GF	GA	PIM	Home	Road	S/O
1. y Chicago	76	50	16	5	5	110	.724	261	194	891	25-7-3-3	25-9-2-2	1-5
2. x Manitoba	72	41	24	5	2	89	.618	228	204	847	25-9-0-2	16-15-5-0	6-2
3. x Milwaukee	76	39	28	5	4	87	.572	229	228	1023	20-13-4-1	19-15-1-3	3-4
4. x Rockford	72	37	30	4	1	79	.549	223	221	939	18-16-2-0	19-14-2-1	7-1
5. x Texas	72	32	28	6	6	76	.528	219	230	897	15-15-3-3	17-13-3-3	2-6
6. Iowa	72	32	31	4	5	73	.507	202	209	1085	17-14-2-3	15-17-2-2	2-5
7. Grand Rapids	76	33	35	6	2	74	.487	209	240	828	17-16-4-1	16-19-2-1	2-2

PACIFIC DIVISION 2021-22

Team	GP	W	L	OTL	SOL	PTS	PCT	GF	GA	PIM	Home	Road	S/O
1. y Stockton	68	45	16	5	2	97	.713	242	185	910	24-5-5-0	21-11-0-2	6-2
2. x Ontario	68	41	18	5	4	91	.669	259	219	892	23-5-4-2	18-13-1-2	2-4
3. x Colorado	68	39	22	4	3	85	.625	244	207	815	21-12-1-0	18-10-3-3	5-3
4. x Bakersfield	68	37	21	5	5	84	.618	225	192	843	21-9-2-2	16-12-3-3	0-5
5. x Abbotsford	68	39	23	5	1	84	.618	230	200	941	20-9-4-1	19-14-1-0	2-1
6. x Henderson	68	35	28	4	1	75	.551	209	203	966	20-12-2-0	15-16-2-1	4-1
7. x San Diego	68	28	33	4	3	63	.463	197	223	1015	17-14-3-0	11-19-1-3	1-3
8. Tucson	68	23	39	5	1	52	.382	182	268	1033	14-17-2-1	9-22-3-0	3-1
9. San Jose	68	20	42	4	2	46	0.338	202	291	973	9-22-2-1	11-20-2-1	2-2

y = clinched division title | x = clinched playoff spot



2021-22 AHL REGULAR SEASON CONFERENCE STANDINGS

Season in Review

EASTERN CONFERENCE 2021-22 REGULAR SEASON

Team	GP	W	L	OTL	SOL	PTS	PCT	GF	GA	PIM	Home	Road	S/O
1. y Utica	72	43	20	8	1	95	.660	246	206	812	23-8-4-1	20-12-4-0	2-1
2. y Charlotte	72	42	24	5	1	90	.625	234	197	862	22-9-5-0	20-15-0-1	4-1
3. x Springfield	76	43	24	6	3	95	.625	233	221	864	26-10-2-0	17-14-4-3	4-3
4. x Syracuse	76	41	26	7	2	91	.599	242	229	880	24-11-1-2	17-15-6-0	1-2
5. x Laval	72	39	26	5	2	85	.590	246	231	871	24-8-3-1	15-18-2-1	2-2
6. x Belleville	72	40	28	4	0	84	.583	219	218	902	19-15-2-0	21-13-2-0	5-0
7. x Providence	72	36	25	5	6	83	.576	199	192	898	20-14-2-0	16-11-3-6	4-6
8. x Rochester	76	37	29	7	3	84	.553	254	270	942	20-13-3-2	17-16-4-1	3-3
9. Toronto	72	37	30	4	1	79	.549	243	244	924	18-15-2-1	19-15-2-0	3-1
10. x Wilkes-Barre/Scranton	76	35	33	4	4	78	.513	209	225	862	22-12-3-1	13-21-1-3	1-4
11. x Hershey	76	34	32	6	4	78	.513	202	209	911	21-12-2-3	13-20-4-1	1-4
12. x Bridgeport	72	31	30	7	4	73	.507	213	226	816	18-14-2-2	13-16-5-2	2-4
13. Hartford	72	32	32	6	2	72	.500	205	225	749	20-13-2-1	12-19-4-1	6-2
14. Lehigh Valley	76	29	32	10	5	73	.480	195	239	805	16-13-6-3	13-19-4-2	2-5
15. Cleveland	76	28	35	8	5	69	.454	207	262	1002	13-20-4-1	15-15-4-4	2-5

WESTERN CONFERENCE 2021-22 REGULAR SEASON

Team	GP	W	L	OTL	SOL	PTS	PCT	GF	GA	PIM	Home	Road	S/O
1. y Chicago	76	50	16	5	5	110	.724	261	194	891	25-7-3-3	25-9-2-2	1-5
2. y Stockton	68	45	16	5	2	97	.713	242	185	910	24-5-5-0	21-11-0-2	6-2
3. x Ontario	68	41	18	5	4	91	.669	259	219	892	23-5-4-2	18-13-1-2	2-4
4. x Colorado	68	39	22	4	3	85	.625	244	207	815	21-12-1-0	18-10-3-3	5-3
5. x Manitoba	72	41	24	5	2	89	.618	228	204	847	25-9-0-2	16-15-5-0	6-2
6. x Bakersfield	68	37	21	5	5	84	.618	225	192	843	21-9-2-2	16-12-3-3	0-5
7. x Abbotsford	68	39	23	5	1	84	.618	230	200	941	20-9-4-1	19-14-1-0	2-1
8. x Milwaukee	76	39	28	5	4	87	.572	229	228	1023	20-13-4-1	19-15-1-3	3-4
9. x Henderson	68	35	28	4	1	75	.551	209	203	966	20-12-2-0	15-16-2-1	4-1
10. x Rockford	72	37	30	4	1	79	.549	223	221	939	18-16-2-0	19-14-2-1	7-1
11. x Texas	72	32	28	6	6	76	.528	219	230	897	15-15-3-3	17-13-3-3	2-6
12. Iowa	72	32	31	4	5	73	.507	202	209	1085	17-14-2-3	15-17-2-2	2-5
13. Grand Rapids	76	33	35	6	2	74	.487	209	240	828	17-16-4-1	16-19-2-1	2-2
14. x San Diego	68	28	33	4	3	63	.463	197	223	1015	17-14-3-0	11-19-1-3	1-3
15. Tucson	68	23	39	5	1	52	.382	182	268	1033	14-17-2-1	9-22-3-0	3-1
16. San Jose	68	20	42	4	2	46	.338	202	291	973	9-22-2-1	11-20-2-1	2-2

y = clinched division title | x = clinched playoff spot



2021-22 REGULAR SEASON OVERALL SCORING LEADERS

Season in Review

POINTS

#	PLAYER	TEAM	GP	G	A	PTS
1	Andrew Poturalski	CHI	71	28	73	101
2	T.J. Tynan	ONT	62	14	84	98
3	Stefan Noesen	CHI	70	48	37	85
4	Seth Griffith	BAK	64	30	50	80
5	Kiefer Sherwood	COL	57	36	39	75
6	Martin Frk	ONT	58	40	33	73
7	Dylan Sikura	COL	60	33	40	73
8	Sheldon Rempal	ABB	55	33	36	69
9	Matthew Phillips	STK	65	31	37	68
10	* JJ Peterka	ROC	70	28	40	68
11	Jordan Gross	COL	61	10	55	65
12	* Jonatan Berggren	GR	70	21	43	64
13	Sam Anas	SPR	75	20	44	64
14	Alex Barré-Boulet	SYR	58	16	47	63
15	Sheldon Dries	ABB	54	35	27	62
16	Gabriel Dumont	SYR	75	30	32	62
17	* Jakob Pelletier	STK	66	27	35	62
18	Cody Glass	MIL	66	14	48	62
19	Chris Terry	BRI	61	30	31	61
20	* Jack Quinn	ROC	45	26	35	61

GOALS

#	PLAYER	TEAM	GP	G
1	Stefan Noesen	CHI	70	48
2	Martin Frk	ONT	58	40
3	Kiefer Sherwood	COL	57	36
4	Sheldon Dries	ABB	54	35
				several tied at
				33

POWER-PLAY GOALS

#	PLAYER	TEAM	PPG
1	Sheldon Dries	ABB	18
2	Riley Barber	GR	15
3	Martin Frk	ONT	15
4	Sheldon Rempal	ABB	14
			several tied at
			13

SHORTHANDED GOALS

#	PLAYER	TEAM	SHG
1	John Stevens	ABB	6
2	Joey Anderson	TOR	5
3	Josh Melnick	TEX	5
			several tied at
			4

SHOTS

#	PLAYER	TEAM	SHOTS
1	Stefan Noesen	CHI	254
2	Anthony Greco	HFD	248
3	Kiefer Sherwood	COL	240
4	Sam Anas	SPR	230
5	* JJ Peterka	ROC	223

PENALTY MINUTES

#	PLAYER	TEAM	GP	PIM
1	Bokondji Imama	TUC	54	178
2	Cody McLeod	IA	59	141
3	Dominik Shine	GR	71	141
4	* Montana Onyebuchi	SJ	46	137
5	Hunter Drew	SD	64	134

MAJOR PENALTIES

#	PLAYER	TEAM	MAJORS
1	Bokondji Imama	TUC	12
2	Richard Clune	TOR	12
3	Cody McLeod	IA	11
4	* Montana Onyebuchi	SJ	11
			several tied at
			10

MINOR PENALTIES

#	PLAYER	TEAM	MINORS
1	Brett Seney	TOR	38
2	Tyler Tucker	SPR	37
3	Ben Jones	HSK	37
			several tied at
			35

ASSISTS

#	PLAYER	TEAM	GP	A
1	T.J. Tynan	ONT	62	84
2	Andrew Poturalski	CHI	71	73
3	Jordan Gross	COL	61	55
4	Seth Griffith	BAK	64	50
5	Cody Glass	MIL	66	48

SHORTHANDED ASSISTS

#	PLAYER	TEAM	SHA
1	Cale Fleury	CLT	4
			several tied at
			3

POWER-PLAY ASSISTS

#	PLAYER	TEAM	PPA
1	T.J. Tynan	ONT	46
2	Andrew Poturalski	CHI	29
3	Jordan Gross	COL	26
4	Joseph Duszak	TOR	25
5	* Jordan Spence	ONT	24

POWER-PLAY POINTS

#	PLAYER	TEAM	PP PTS
1	T.J. Tynan	ONT	49
2	Andrew Poturalski	CHI	41
3	Seth Griffith	BAK	33
4	Dylan Sikura	COL	32
			several tied at
			29

*rookie



2021-22 REGULAR SEASON OVERALL SCORING LEADERS

Season in Review

SHOOTOUT GOALS

#	PLAYER	TEAM	SOG
1	Justin Kirkland	STK	7
2	Jake Lucchini	BEL	4
3	Tim Gettinger	HFD	4
4	* Michal Tepy	RFD	4
5	Anthony Louis	TEX	4

GAME-WINNING GOALS

#	PLAYER	TEAM	GWG
1	Stefan Noesen	CHI	13
2	Adam Cracknell	BAK	8
3	Jeff Malott	MB	8
4	* Jakob Pelletier	STK	8
5	Jean-Sébastien Dea	LAV	8

SO-WINNING GOALS

#	PLAYER	TEAM	SOWG
1	Tim Gettinger	HFD	4
2	Justin Kirkland	STK	3
	several tied at		2

SHORTHANDED POINTS

#	PLAYER	TEAM	SH PTS
1	John Stevens	ABB	7
2	A.J. Greer	UTI	6
3	Stefan Noesen	CHI	6
	several tied at		5

*rookie

SHOOTING PERCENTAGE

#	PLAYER	TEAM	GOALS	SHOTS	PCT
1	* Scott Reedy	SJ	18	64	28.1
2	Sean Malone	ROC	20	74	27.0
3	Seth Griffith	BAK	30	122	24.6
4	Sheldon Dries	ABB	35	143	24.5
5	* Eduards Tralmaks	PRO	14	58	24.1

Shooting % - Minimum of 34 shots.

PLUS-MINUS

#	PLAYER	TEAM	+/-
1	Vincent Desharnais	BAK	36
2	Stefan Noesen	CHI	35
3	Rafaël Harvey-Pinard	LAV	29
4	* Tory Dello	LAV	28
5	Spencer Smallman	CHI	27

SHOOTOUT PERCENTAGE

#	PLAYER	TEAM	SOG	SO ATT	SO PCT
	several tied at				100.0

Shooting % - Minimum of 2 attempts.



2021-22 REGULAR SEASON ROOKIE LEADERS

Season in Review

POINTS

#	PLAYER	TEAM	GP	G	A	PTS
1	* JJ Peterka	ROC	70	28	40	68
2	* Jonatan Berggren	GR	70	21	43	64
3	* Jakob Pelletier	STK	66	27	35	62
4	* Jack Quinn	ROC	45	26	35	61
5	* Lukas Reichel	RFD	56	21	36	57
6	* Matias Maccelli	TUC	47	14	43	57
7	* Marco Rossi	IA	63	18	35	53
8	* Jack Drury	CHI	68	20	32	52
9	* Alexander Holtz	UTI	52	26	25	51
10	* Alex Steeves	TOR	58	23	23	46
11	* Jordan Spence	ONT	46	4	38	42
12	* Cole Smith	MIL	59	21	20	41
13	* Brandon Biro	ROC	48	12	29	41
14	* Alex Limoges	SD	62	23	17	40
15	* Cole Schwindt	CLT	72	19	21	40
16	* Daniil Miromanov	HSK	53	11	29	40
17	* Jack Rathbone	ABB	39	10	30	40
18	* Cole Koepke	SYR	69	20	19	39
19	* Nick Swaney	IA	62	16	22	38
20	* Logan Hutsko	CLT	71	10	28	38

MAJOR PENALTIES

#	PLAYER	TEAM	MAJORS
1	* Montana Onyebuchi	SJ	11
2	* Billy Sweezey	CLE	8
3	* Curtis Douglas	TOR	6
	several tied at		5

MINOR PENALTIES

#	PLAYER	TEAM	MINORS
1	* Cole Smith	MIL	31
2	* Matt Kiersted	CLT	27
3	* Adam Raska	SJ	26
4	* Kyle Olson	WBS	24
	several tied at		23

PENALTY MINUTES

#	PLAYER	TEAM	GP	PIM
1	* Montana Onyebuchi	SJ	46	137
2	* Billy Sweezey	CLE	70	114
3	* Curtis Douglas	TOR	67	86
4	* Serron Noel	CLT	64	74
5	* Morgan Adams-Moisan	SD	28	73

GOALS

#	PLAYER	TEAM	GP	G
1	* JJ Peterka	ROC	70	28
2	* Jakob Pelletier	STK	66	27
3	* Jack Quinn	ROC	45	26
4	* Alexander Holtz	UTI	52	26
5	* Bobby McMann	TOR	61	24

*rookie

POWER-PLAY GOALS

#	PLAYER	TEAM	PPG
1	* Alex Limoges	SD	12
2	* Scott Reedy	SJ	10
3	* Jack Quinn	ROC	10
4	* Ben McCartney	TUC	9
5	* Jakob Pelletier	STK	9

SHORTHANDED GOALS

#	PLAYER	TEAM	SHG
1	* Josiah Slavin	RFD	3
2	* Bobby McMann	TOR	3
3	* Nick Swaney	IA	3
	several tied at		2

ASSISTS

#	PLAYER	TEAM	GP	A
1	* Matias Maccelli	TUC	47	43
2	* Jonatan Berggren	GR	70	43
3	* JJ Peterka	ROC	70	40
4	* Jordan Spence	ONT	46	38
5	* Lukas Reichel	RFD	56	36

POWER-PLAY ASSISTS

#	PLAYER	TEAM	PPA
1	* Jordan Spence	ONT	24
2	* Matias Maccelli	TUC	23
3	* Jack Rathbone	ABB	19
4	* Lukas Reichel	RFD	17
	several tied at		15

SHORTHANDED ASSISTS

#	PLAYER	TEAM	SHA
1	* Braden Schneider	HFD	3
2	* Filip Král	TOR	3
	several tied at		2

SHOTS

#	PLAYER	TEAM	SHOTS
1	* JJ Peterka	ROC	223
2	* Adam Beckman	IA	203
3	* Cole Koepke	SYR	199
4	* Jakob Pelletier	STK	196
5	* Jack Drury	CHI	183

PLUS-MINUS

#	PLAYER	TEAM	+/-
1	* Tory Dello	LAV	28
2	* Eduards Tralmaks	PRO	22
3	* Jakob Pelletier	STK	22
4	* Cole Schwindt	CLT	22
	several tied at		18



2021-22 REGULAR SEASON ROOKIE LEADERS

Season in Review

POWER-PLAY POINTS

#	PLAYER	TEAM	PP PTS
1	* Matias Maccelli	TUC	28
2	* Jordan Spence	ONT	26
3	* Jack Quinn	ROC	23
4	* Jack Rathbone	ABB	22
5	* Lukas Reichel	RFD	22

SHORTHANDED POINTS

#	PLAYER	TEAM	SH PTS
1	* Josiah Slavin	RFD	4
2	* Jakob Pelletier	STK	4
	several tied at		3

GAME-WINNING GOALS

#	PLAYER	TEAM	GWG
1	* Jakob Pelletier	STK	8
2	* Jonatan Berggren	GR	7
3	* Jack Quinn	ROC	6
4	* Lukas Reichel	RFD	6
5	* Jack Drury	CHI	5

SO-WINNING GOALS

#	PLAYER	TEAM	SOWG
1	* Mikhail Abramov	TOR	2
2	* Hugh McGing	SPR	2
3	* Cole Schwindt	CLT	2
4	* Michal Tepy	RFD	2
	several tied at		1

*rookie

SHOOTING PERCENTAGE

#	PLAYER	TEAM	GOALS	SHOTS	PCT
1	* Scott Reedy	SJ	18	64	28.1
2	* Eduards Tralmaks	PRO	14	58	24.1
3	* Alex Limoges	SD	23	100	23.0
4	* Josiah Slavin	RFD	18	81	22.2
5	* Brandon Biro	ROC	12	58	20.7

Shooting % - Minimum of 34 shots.

SHOOTOUT PERCENTAGE

#	PLAYER	TEAM	SOG	SO ATT	SO PCT
1	* Michal Tepy	RFD	4	6	66.7
2	* Mikhail Abramov	TOR	2	3	66.7
3	* Gage Goncalves	SYR	2	3	66.7
4	* Connor Zary	STK	2	3	66.7
5	* JJ Peterka	ROC	3	5	60.0

Shootout % - Minimum of 1 attempt

SHOOTOUT GOALS

#	PLAYER	TEAM	SOG
1	* Michal Tepy	RFD	4
2	* JJ Peterka	ROC	3
	several tied at		2



2021-22 REGULAR SEASON DEFENSEMEN LEADERS

Season in Review

POINTS

#	PLAYER	TEAM	GP	G	A	PTS
1	Jordan Gross	COL	61	10	55	65
2	Joseph Duszak	TOR	61	7	45	52
3	Ethan Prow	ROC	70	10	39	49
4	Jake Christiansen	CLE	62	13	32	45
5	Ben Gleason	TEX	70	9	35	44
6	Reilly Walsh	UTI	70	9	34	43
7	Adam Clendening	LHV	74	5	37	42
8	* Jordan Spence	ONT	46	4	38	42
9	Xavier Ouellet	LAV	61	8	33	41
10	* Daniil Miromanov	HSK	53	11	29	40
11	* Jack Rathbone	ABB	39	10	30	40
12	Sean Day	SYR	69	8	32	40
13	Matt Donovan	MIL	76	8	32	40
14	Nikolas Brouillard	SD	66	13	26	39
15	Leon Gawanke	MB	65	10	26	36
16	Connor Mackey	STK	53	5	31	36
	several tied at					35

MAJOR PENALTIES

#	PLAYER	TEAM	MAJORS
1	* Montana Onyebuchi	SJ	11
2	Andreas Englund	COL	9
3	* Billy Sweezey	CLE	8
4	Nikolas Brouillard	SD	7
5	Dylan McIlraith	HER	7

MINOR PENALTIES

#	PLAYER	TEAM	MINORS
1	Tyler Tucker	SPR	37
2	Brayden Pachal	HSK	35
3	Adam Clendening	LHV	34
4	Jimmy Oligny	MB	33
5	Joseph Duszak	TOR	31

PENALTY MINUTES

#	PLAYER	TEAM	GP	PIM
1	* Montana Onyebuchi	SJ	46	137
2	Nikolas Brouillard	SD	66	131
3	Parker Wotherspoon	BRI	57	127
4	* Billy Sweezey	CLE	70	114
5	Tyler Tucker	SPR	72	114

GOALS

#	PLAYER	TEAM	GP	G
1	Jake Christiansen	CLE	62	13
2	Nikolas Brouillard	SD	66	13
3	Joe Hicketts	IA	61	12
	several tied at			11

POWER-PLAY GOALS

#	PLAYER	TEAM	PPG
1	Lassi Thomson	BEL	6
2	Ian Mitchell	RFD	6
	several tied at		5

SHORTHANDED GOALS

#	PLAYER	TEAM	SHG
1	Connor Mackey	STK	2
	several tied at		1

ASSISTS

#	PLAYER	TEAM	GP	A
1	Jordan Gross	COL	61	55
2	Joseph Duszak	TOR	61	45
3	Ethan Prow	ROC	70	39
4	* Jordan Spence	ONT	46	38
5	Adam Clendening	LHV	74	37

POWER-PLAY ASSISTS

#	PLAYER	TEAM	PPA
1	Jordan Gross	COL	26
2	Joseph Duszak	TOR	25
3	* Jordan Spence	ONT	24
4	Oskari Laaksonen	ROC	23
	several tied at		19

SHORTHANDED ASSISTS

#	PLAYER	TEAM	SHA
1	Cale Fleury	CLT	4
2	* Braden Schneider	HFD	3
3	Ian Mitchell	RFD	3
4	* Filip Král	TOR	3
5	Jake Christiansen	CLE	3

SHOTS

#	PLAYER	TEAM	SHOTS
1	Jordan Gross	COL	190
2	Jake Christiansen	CLE	177
3	Darren Raddysh	SYR	168
4	Connor Carrick	CLT	157
5	Louie Belpedio	LAV	156

PLUS-MINUS

#	PLAYER	TEAM	+/-
1	Vincent Desharnais	BAK	36
2	* Tory Dello	LAV	28
3	Tyler Wotherspoon	UTI	26
4	Johnathan Kovacevic	MB	23
	several tied at		22



2021-22 REGULAR SEASON DEFENSEMEN LEADERS

Season in Review

POWER-PLAY POINTS

#	PLAYER	TEAM	PP PTS
1	Jordan Gross	COL	29
2	Oskari Laaksonen	ROC	27
3	* Jordan Spence	ONT	26
4	Joseph Duszak	TOR	25
5	* Jack Rathbone	ABB	22

SHORTHANDED POINTS

#	PLAYER	TEAM	SH PTS
1	Connor Mackey	STK	4
2	Cale Fleury	CLT	4
	several tied at		3

GAME-WINNING GOALS

#	PLAYER	TEAM	GWG
1	Madison Bowey	ABB	4
2	Darren Raddysh	SYR	4
3	Tommy Cross	SPR	4
4	Reilly Walsh	UTI	4
5	Matt Donovan	MIL	4

SO-WINNING GOALS

#	PLAYER	TEAM	SOWG
1	Ian Mitchell	RFD	2
	several tied at		1

*rookie

SHOOTING PERCENTAGE

#	PLAYER	TEAM	GOALS	SHOTS	PCT
1	Michael Del Zotto	BEL	10	78	12.8
2	Thomas Hickey	ONT	6	48	12.5
3	Ian Mitchell	RFD	11	90	12.2
4	Lassi Thomson	BEL	10	84	11.9
5	Chris Bigras	CHI	5	42	11.9

Shooting % - Minimum of 34 shots.

SHOOTOUT PERCENTAGE

#	PLAYER	TEAM	SOG	SO ATT	SO PCT
1	Jordan Gross	COL	2	4	50.0
2	* David Farrance	MIL	1	2	50.0
3	Chase Priskie	CLT	1	2	50.0
4	Juuso Valimaki	STK	1	2	50.0
5	Ian Mitchell	RFD	2	5	40.0

Shooting % - Minimum of 2 attempts

SHOOTOUT GOALS

#	PLAYER	TEAM	SOG
1	Jordan Gross	COL	2
2	Ian Mitchell	RFD	2
3	Adam Clendening	LHV	2
	several tied at		1



2021-22 REGULAR SEASON GOALTENDING LEADERS

Season in Review

GOALS-AGAINST AVERAGE (based on 60 or more minutes played)

#	GOALTENDER	TEAM	GP	MINS	W	L	OT	EN	SO	GA	GAA	SOGP	SOW	SOL	SOGA	SOA	SO%	SA	SVS	SV%
1	Troy Grosenick	PRO	30	1650:38	16	6	4	3	3	55	2.00	4	2	2	4	16	.750	821	766	.933
2	Alex Lyon	CHI	30	1665:16	18	7	3	4	3	60	2.16	2	1	1	1	7	.857	678	618	.912
3	Charlie Lindgren	SPR	34	1979:19	24	7	1	7	3	73	2.21	3	3	0	1	10	.900	972	899	.925
4	Stuart Skinner	BAK	35	2088:10	22	7	5	5	5	77	2.21	2	0	2	4	9	.556	963	886	.920
5	Joey Daccord	CLT	34	1917:49	19	11	2	4	0	73	2.28	3	3	0	3	18	.833	970	897	.925
6	Max Lagace	SYR	36	1976:51	23	9	2	9	4	76	2.31	1	0	1	2	2	.000	842	766	.910
7	Kevin Poulin	LAV	30	1746:51	18	8	3	9	2	68	2.34	2	2	0	3	14	.786	850	782	.920
8	* Dustin Wolf	STK	47	2809:37	33	9	4	2	0	110	2.35	4	3	1	4	11	.636	1451	1341	.924
9	Phoenix Copley	HER	35	2114:09	18	12	5	7	2	84	2.38	3	1	2	3	8	.625	966	882	.913
10	Mikhail Berdin	MB	32	1878:09	19	10	2	3	4	75	2.40	2	1	1	7	15	.533	765	690	.902
11	Spencer Martin	ABB	25	1506:15	19	4	2	4	3	61	2.43	0	0	0	0	0	.000	712	651	.914
12	Zane McIntyre	IA	40	2351:24	21	15	3	6	2	97	2.48	3	1	2	4	11	.636	1198	1101	.919
13	Calvin Pickard	GR	43	2534:30	21	16	5	6	1	109	2.58	2	1	1	3	6	.500	1330	1221	.918
14	* Akira Schmid	UTI	38	2166:40	22	8	5	2	2	94	2.60	1	1	0	0	4	1.000	1061	967	.911
15	* Lukas Dostal	SD	40	2189:11	18	14	4	7	2	95	2.60	2	0	2	4	9	.556	1133	1038	.916
16	Zach Fucale	HER	31	1852:08	11	15	5	6	3	81	2.62	2	0	2	3	11	.727	780	699	.896
17	Connor Ingram	MIL	54	3195:15	30	17	7	4	5	144	2.70	5	3	2	5	16	.688	1685	1541	.915
18	Cory Schneider	BRI	30	1725:04	14	11	4	2	1	78	2.71	2	0	2	3	13	.769	982	904	.921
19	Kyle Keyser	PRO	33	1853:43	11	14	7	7	1	85	2.75	5	1	4	8	21	.619	921	836	.908
20	* Arvid Soderblom	RFD	38	2280:59	21	15	2	6	2	105	2.76	4	4	0	2	16	.875	1292	1187	.919

WINS

#	PLAYER	TEAM	WINS
1	* Dustin Wolf	STK	33
2	Connor Ingram	MIL	30
3	Matthew Villalta	ONT	28
4	Charlie Lindgren	SPR	24
5	* Justus Annunen	COL	24

LOSSES

#	PLAYER	TEAM	LOSSES
1	Ivan Prosvetov	TUC	22
2	Felix Sandstrom	LHV	18
3	Connor Ingram	MIL	17
4	Calvin Pickard	GR	16
5	* Victor Brattstrom	GR	16

MINUTES

#	PLAYER	TEAM	MIN
1	Connor Ingram	MIL	3195:15
2	* Dustin Wolf	STK	2809:37
3	* Justus Annunen	COL	2693:15
4	Matthew Villalta	ONT	2660:32
5	Calvin Pickard	GR	2534:30

SHUTOUTS

#	PLAYER	TEAM	SHUTOUTS
1	Stuart Skinner	BAK	5
2	Connor Ingram	MIL	5
3	Mikhail Berdin	MB	4
4	Max Lagace	SYR	4
	several tied at		3

SAVES

#	PLAYER	TEAM	SAVES
1	Connor Ingram	MIL	1541
2	* Dustin Wolf	STK	1341
3	Matthew Villalta	ONT	1231
4	Calvin Pickard	GR	1221
5	* Arvid Soderblom	RFD	1187

SAVE PERCENTAGE

#	PLAYER	TEAM	GA	SAVES	SV%
1	Troy Grosenick	PRO	55	766	.933
2	Charlie Lindgren	SPR	73	899	.925
3	Joey Daccord	CLT	73	897	.925
4	* Dustin Wolf	STK	110	1341	.924
5	Cory Schneider	BRI	78	904	.921

SHOOTOUT WINS

#	PLAYER	TEAM	SOW
1	Keith Kinkaid	HFD	6
2	* Arvid Soderblom	RFD	4
3	* Mads Sogaard	BEL	4
4	* Arvid Holm	MB	4
5	* Justus Annunen	COL	4

SHOOTOUT PERCENTAGE

#	PLAYER	TEAM	SAVES	ATTEMPTS	SV%
1	* Alexei Melnichuk	SJ	8	8	1.000
2	* Arturs Silovs	ABB	7	7	1.000
3	Charlie Lindgren	SPR	9	10	.900
4	* Jiri Patera	HSK	9	10	.900
5	* Arvid Soderblom	RFD	14	16	.875

Shootout % - Minimum of 5 attempts.

SHOOTOUT LOSSES

#	PLAYER	TEAM	SOL
1	Kyle Keyser	PRO	4
2	* Adam Scheel	TEX	4
	several tied at		3

*rookie



2021-22 REGULAR SEASON SPECIAL TEAMS

Season in Review

OVERALL POWER-PLAY EFFICIENCY

RANK	TEAM	GP	ADV	PPGF	PCT
1	ONT	68	262	72	27.5
2	MIL	76	263	62	23.6
3	ROC	76	277	65	23.5
4	ABB	68	287	66	23.0
5	UTI	72	231	50	21.6
6	TEX	72	282	58	20.6
7	TUC	68	278	57	20.5
8	SPR	76	295	60	20.3
9	SJ	68	308	62	20.1
10	TOR	72	257	51	19.8
11	SD	68	268	53	19.8
12	STK	68	280	55	19.6
13	CHI	76	321	63	19.6
14	MB	72	256	50	19.5
15	HSK	68	277	54	19.5
16	RFD	72	227	44	19.4
17	COL	68	302	58	19.2
18	CLT	72	250	48	19.2
19	BEL	72	269	51	19.0
20	HFD	72	243	46	18.9
21	BAK	68	251	47	18.7
22	SYR	76	258	48	18.6
23	IA	72	276	51	18.5
24	LAV	72	257	46	17.9
25	CLE	76	242	43	17.8
26	HER	76	264	46	17.4
27	PRO	72	299	52	17.4
28	GR	76	281	47	16.7
29	BRI	72	226	37	16.4
30	WBS	76	282	41	14.5
31	LHV	76	253	35	13.8

OVERALL PENALTY-KILLING EFFICIENCY

RANK	TEAM	GP	TSH	PPGA	PCT
1	STK	68	291	39	86.6
2	CLT	72	253	38	85.0
3	PRO	72	278	43	84.5
4	IA	72	278	44	84.2
5	CHI	76	256	43	83.2
6	BEL	72	303	52	82.8
7	LHV	76	257	45	82.5
8	MB	72	260	46	82.3
9	UTI	72	227	41	81.9
10	RFD	72	249	45	81.9
11	BAK	68	295	54	81.7
12	HER	76	272	50	81.6
13	BRI	72	233	43	81.5
14	SD	68	258	49	81.0
15	TEX	72	273	52	81.0
16	WBS	76	278	53	80.9
17	LAV	72	249	48	80.7
18	HSK	68	307	60	80.5
19	ABB	68	295	58	80.3
20	SYR	76	260	52	80.0
21	CLE	76	277	56	79.8
22	ROC	76	264	54	79.5
23	MIL	76	311	64	79.4
24	TOR	72	277	60	78.3
25	SPR	76	276	60	78.3
26	HFD	72	242	53	78.1
27	ONT	68	266	62	76.7
28	COL	68	264	62	76.5
29	GR	76	252	62	75.4
30	TUC	68	260	64	75.4
31	SJ	68	261	66	74.7



2021-22 REGULAR SEASON ATTENDANCE REPORT

Season in Review

2021-22 ATTENDANCE REPORT

Team	TOTAL	GAMES	Average
Hershey	301,528	38	7,935
Cleveland	272,840	38	7,180
Grand Rapids	267,095	38	7,029
San Diego	237,729	34	6,992
Providence	246,145	36	6,837
Charlotte	230,341	36	6,398
Chicago	233,781	38	6,152
Lehigh Valley	229,000	38	6,026
Ontario	204,315	34	6,009
Iowa	195,669	36	5,435
Springfield	204,254	38	5,375
Laval	183,369	36	5,094
Texas	182,954	36	5,082
Colorado	168,999	34	4,971
Milwaukee	181,867	38	4,786
Syracuse	164,670	38	4,333
Wilkes-Barre/Scranton	164,654	38	4,333
Abbotsford	145,926	34	4,292
Henderson	144,346	34	4,245
Rochester	154,862	38	4,075
Utica	141,048	36	3,918
Bakersfield	121,811	34	3,583
Tucson	121,174	34	3,564
Hartford	124,104	36	3,447
Rockford	106,634	36	2,962
Manitoba	100,602	36	2,795
Bridgeport	92,787	36	2,577
Toronto	74,384	36	2,066
San Jose	60,809	34	1,789
Stockton	58,249	34	1,713
Belleville	58,548	36	1,626
TOTAL	5,174,494	1,118	4,628



2022 CALDER CUP PLAYOFFS STANDINGS

Season in Review

EASTERN CONFERENCE 2022 CALDER CUP PLAYOFFS STANDINGS

Team	GP	W	L	PTS	PCT	GF	GA	PIM	HOME	ROAD
1. Springfield	18	11	7	22	.611	61	53	291	6-5-0-0	5-2-0-0
2. Laval	15	9	6	18	.600	46	40	216	4-3-0-0	5-3-0-0
3. Rochester	10	5	5	10	.500	32	39	112	2-2-0-0	3-3-0-0
4. Bridgeport	6	3	3	6	.500	15	18	68	1-2-0-0	2-1-0-0
5. Charlotte	7	3	4	6	.429	20	26	125	1-2-0-0	2-2-0-0
6. Utica	5	2	3	4	.400	18	17	66	1-2-0-0	1-1-0-0
7. Syracuse	5	2	3	4	.400	13	13	42	1-2-0-0	1-1-0-0
8. Wilkes-Barre/Scranton	6	2	4	4	.333	17	22	57	2-1-0-0	0-3-0-0
9. Hershey	3	1	2	2	.333	5	8	21	1-0-0-0	0-2-0-0
10. Belleville	2	0	2	0	.000	6	8	14	0-1-0-0	0-1-0-0
11. Providence	2	0	2	0	.000	2	4	20	0-1-0-0	0-1-0-0

WESTERN CONFERENCE 2022 CALDER CUP PLAYOFFS STANDINGS

Team	GP	W	L	PTS	PCT	GF	GA	PIM	HOME	ROAD
1. Chicago	18	14	4	28	.778	76	35	264	8-1-0-0	6-3-0-0
2. Stockton	13	8	5	16	.615	37	32	98	6-1-0-0	2-4-0-0
3. Colorado	9	6	3	12	.667	36	23	154	5-1-0-0	1-2-0-0
4. Milwaukee	9	4	5	8	.444	21	37	132	3-1-0-0	1-4-0-0
5. Manitoba	5	2	3	4	.400	16	12	42	2-1-0-0	0-2-0-0
6. Ontario	5	2	3	4	.400	17	26	111	2-1-0-0	0-2-0-0
7. Bakersfield	5	2	3	4	.400	12	15	47	2-1-0-0	0-2-0-0
8. Rockford	5	2	3	4	.400	7	15	60	2-1-0-0	0-2-0-0
9. San Diego	2	0	2	0	.000	6	10	26	0-0-0-0	0-2-0-0
10. Henderson	2	0	2	0	.000	4	10	34	0-0-0-0	0-2-0-0
11. Abbotsford	2	0	2	0	.000	3	5	23	0-0-0-0	0-2-0-0
12. Texas	2	0	2	0	.000	1	3	8	0-0-0-0	0-2-0-0



2022 AHL CALDER CUP PLAYOFFS OVERALL SCORING LEADERS

Season in Review

POINTS

#	PLAYER	TEAM	GP	G	A	PTS
1	Josh Leivo	CHI	18	15	14	29
2	Stefan Noesen	CHI	18	9	16	25
3	* Jack Drury	CHI	18	9	15	24
4	Andrew Poturalski	CHI	18	8	15	23
5	Will Bitten	SPR	18	8	13	21
6	Matthew Peca	SPR	18	6	10	16
7	Danick Martel	LAV	15	9	6	15
8	Dakota Joshua	SPR	18	7	8	15
9	Sam Anas	SPR	18	4	11	15
10	Mackenzie MacEachern	SPR	18	6	7	13
11	Arttu Ruotsalainen	ROC	10	8	4	12
12	* JJ Peterka	ROC	10	7	5	12
13	Justin Kirkland	STK	13	7	5	12
14	David Gust	CHI	18	5	7	12
15	James Neal	SPR	17	4	8	12
16	Joey Keane	CHI	18	1	11	12
	several tied at					11

GOALS

#	PLAYER	TEAM	GP	G
1	Josh Leivo	CHI	18	15
2	Stefan Noesen	CHI	18	9
3	* Jack Drury	CHI	18	9
4	Danick Martel	LAV	15	9
	several tied at			8

POWER-PLAY GOALS

#	PLAYER	TEAM	PPG
1	Josh Leivo	CHI	6
2	* Jack Drury	CHI	5
3	Stefan Noesen	CHI	5
4	Arttu Ruotsalainen	ROC	4
	several tied at		3

SHORTHANDED GOALS

#	PLAYER	TEAM	SHG
	several tied at		1

SHOTS

#	PLAYER	TEAM	SHOTS
1	Josh Leivo	CHI	78
2	Danick Martel	LAV	66
3	Stefan Noesen	CHI	64
4	Andrew Poturalski	CHI	61
5	James Neal	SPR	56

*rookie

PENALTY MINUTES

#	PLAYER	TEAM	GP	PIM
1	Dakota Joshua	SPR	18	58
2	Alex Belzile	LAV	15	44
3	Danick Martel	LAV	15	44
4	Tommy Cross	SPR	18	36
	several tied at			32

MAJOR PENALTIES

#	PLAYER	TEAM	MAJORS
	several tied at		1

MINOR PENALTIES

#	PLAYER	TEAM	MINORS
1	Dakota Joshua	SPR	14
2	Richard Panik	CHI	14
3	Andrew Poturalski	CHI	13
4	Alex Belzile	LAV	12
5	Danick Martel	LAV	12

ASSISTS

#	PLAYER	TEAM	GP	A
1	Stefan Noesen	CHI	18	16
2	* Jack Drury	CHI	18	15
3	Andrew Poturalski	CHI	18	15
4	Josh Leivo	CHI	18	14
5	Will Bitten	SPR	18	13

SHORTHANDED ASSISTS

#	PLAYER	TEAM	SHA
	several tied at		1

POWER-PLAY ASSISTS

#	PLAYER	TEAM	PPA
1	Andrew Poturalski	CHI	10
2	Josh Leivo	CHI	9
3	Stefan Noesen	CHI	9
4	Joey Keane	CHI	8
5	Sam Anas	SPR	7

POWER-PLAY POINTS

#	PLAYER	TEAM	PP PTS
1	Josh Leivo	CHI	15
2	Stefan Noesen	CHI	14
3	Andrew Poturalski	CHI	12
4	* Jack Drury	CHI	10
5	Sam Anas	SPR	9



2022 AHL CALDER CUP PLAYOFFS OVERALL SCORING LEADERS

Season in Review

SHOOTING PERCENTAGE

#	PLAYER	TEAM	GOALS	SHOTS	PCT
1	Brayden Burke	MIL	4	9	44.4
2	Austin Czarnik	BRI	3	7	42.9
3	Akil Thomas	ONT	4	12	33.3
4	Zac Dalpe	CLT	7	22	31.8
5	A.J. Greer	UTI	6	19	31.6

Shooting % - Minimum of 4 shots

PLUS-MINUS

#	PLAYER	TEAM	+/-
1	Andrew Poturalski	CHI	15
2	Will Bitten	SPR	13
3	Mackenzie MacEachern	SPR	13
4	David Gust	CHI	12
5	Josh Leivo	CHI	12

*rookie

SHORTHANDED POINTS

#	PLAYER	TEAM	SH PTS
1	Keaton Middleton	COL	2
	several tied at		1

GAME-WINNING GOALS

#	PLAYER	TEAM	GWG
1	Jean-Luc Foudy	COL	3
2	Justin Kirkland	STK	3
	several tied at		2



2022 AHL CALDER CUP PLAYOFFS ROOKIE LEADERS

Season in Review

POINTS

#	PLAYER	TEAM	GP	G	A	PTS
1	* Jack Drury	CHI	18	9	15	24
2	* JJ Peterka	ROC	10	7	5	12
3	* Peyton Krebs	ROC	10	0	11	11
4	* Nikita Alexandrov	SPR	18	2	6	8
5	* Jakob Pelletier	STK	13	4	3	7
6	* Hugh McGing	SPR	18	4	3	7
7	* Walker Duehr	STK	13	5	1	6
8	* Lukas Rousek	ROC	10	2	4	6
9	* Jamieson Rees	CHI	17	2	4	6
10	* Vasili Ponomarev	CHI	18	1	5	6
11	* Ivan Lodnia	CHI	11	4	1	5
12	* Cole Smith	MIL	9	3	2	5
13	* Alex Beaucauge	COL	8	2	3	5
14	* Sam Poulin	WBS	6	3	1	4
15	* Dylan Holloway	BAK	5	2	2	4
16	* Lucas Condotta	LAV	10	2	2	4
17	* Filip Hallander	WBS	6	1	3	4
18	* Aatu Raty	BRI	6	1	3	4
	<i>several tied at</i>					3

MAJOR PENALTIES

#	PLAYER	TEAM	MAJORS
1	* Peter Tischke	ROC	1
2	* Patrick Giles	CLT	1
3	* Kyle MacLean	BRI	1
4	* Chase Wouters	ABB	1
	<i>several tied at</i>		0

MINOR PENALTIES

#	PLAYER	TEAM	MINORS
1	* Cole Smith	MIL	31
2	* Matt Kiersted	CLT	27
3	* Adam Raska	SJ	26
4	* Kyle Olson	WBS	24
	<i>several tied at</i>		23

PENALTY MINUTES

#	PLAYER	TEAM	GP	PIM
1	* Peter Tischke	ROC	8	15
2	* Kaedan Korczak	HSK	2	12
3	* Hugh McGing	SPR	18	12
4	* Jack Drury	CHI	18	10
5	* Patrick Giles	CLT	7	9

GOALS

#	PLAYER	TEAM	GP	G
1	* Jack Drury	CHI	18	9
2	* JJ Peterka	ROC	10	7
3	* Walker Duehr	STK	13	5
	<i>several tied at</i>			4

SHORTHANDED GOALS

#	PLAYER	TEAM	SHG
1	* Kyle MacLean	BRI	1
2	* Cole Schwindt	CLT	1
3	* Jakob Pelletier	STK	1
	<i>several tied at</i>		0

ASSISTS

#	PLAYER	TEAM	GP	A
1	* Jack Drury	CHI	18	15
2	* Peyton Krebs	ROC	10	11
3	* Nikita Alexandrov	SPR	18	6
4	* JJ Peterka	ROC	10	5
5	* Vasili Ponomarev	CHI	18	5

POWER-PLAY ASSISTS

#	PLAYER	TEAM	PPA
1	* Jack Drury	CHI	5
2	* Peyton Krebs	ROC	3
3	* Alexander Holtz	UTI	2
4	* Filip Hallander	WBS	2
5	* Hugh McGing	SPR	2

SHORTHANDED ASSISTS

#	PLAYER	TEAM	SHA
1	* Colton Poolman	STK	1
2	* Nikita Alexandrov	SPR	1
3	* Jack Drury	CHI	1
	<i>several tied at</i>		0

SHOTS

#	PLAYER	TEAM	SHOTS
1	* Jack Drury	CHI	54
2	* JJ Peterka	ROC	44
3	* Walker Duehr	STK	29
4	* Nikita Alexandrov	SPR	29
	<i>several tied at</i>		28

PLUS-MINUS

#	PLAYER	TEAM	+/-
1	* Jack Drury	CHI	9
2	* Nikita Alexandrov	SPR	8
3	* Vasili Ponomarev	CHI	7
	<i>several tied at</i>		5

*rookie



2022 AHL CALDER CUP PLAYOFFS ROOKIE LEADERS

Season in Review

POWER-PLAY GOALS

#	PLAYER	TEAM	PPG
1	* Jack Drury	CHI	5
2	* Hugh McGing	SPR	3
3	* Sam Poulin	WBS	2
4	* Cole Smith	MIL	2
5	* JJ Peterka	ROC	2

POWER-PLAY POINTS

#	PLAYER	TEAM	PP PTS
1	* Jack Drury	CHI	10
2	* Hugh McGing	SPR	5
3	* Sam Poulin	WBS	3
4	* Peyton Krebs	ROC	3
5	* JJ Peterka	ROC	3

SHORTHANDED POINTS

#	PLAYER	TEAM	SH PTS
several tied at			1

*rookie

SHOOTING PERCENTAGE

#	PLAYER	TEAM	GOALS	SHOTS	PCT
1	* Lukas Rousek	ROC	2	7	28.6
2	* Vasily Podkolzin	ABB	1	4	25.0
3	* Cole Smith	MIL	3	14	21.4
several tied at					20.0

Shooting % - Minimum of 4 shots.

GAME-WINNING GOALS

#	PLAYER	TEAM	GWG
1	* Jamieson Rees	CHI	2
2	* Hugh McGing	SPR	2
several tied at			1



2022 AHL CALDER CUP PLAYOFFS DEFENSEMEN LEADERS

Season in Review

POINTS

#	PLAYER	TEAM	GP	G	A	PTS
1	Joey Keane	CHI	18	1	11	12
2	Tommy Cross	SPR	18	3	8	11
3	Sami Niku	LAV	15	0	11	11
4	Louie Belpedio	LAV	15	2	8	10
5	Jordan Gross	COL	9	1	9	10
6	Brady Lyle	SPR	16	3	6	9
7	Xavier Ouellet	LAV	15	1	8	9
8	Max Lajoie	CHI	18	4	4	8
9	Jalen Chatfield	CHI	18	2	6	8
10	Roland McKeown	COL	9	0	8	8
11	Declan Chisholm	MB	5	2	5	7
12	Casey Fitzgerald	ROC	10	2	5	7
13	Andy Welinski	STK	13	1	5	6
14	Cavan Fitzgerald	CHI	17	1	5	6
15	Jeremy Davies	MIL	9	0	6	6
<i>several tied at</i>						

MAJOR PENALTIES

#	PLAYER	TEAM	MAJORS
1	* Peter Tischke	ROC	1
2	Nikita Okhotiuk	UTI	1
3	Casey Fitzgerald	ROC	1
<i>several tied at</i>			0

MINOR PENALTIES

#	PLAYER	TEAM	MINORS
1	Joey Keane	CHI	11
2	Roland McKeown	COL	9
3	Tommy Cross	SPR	8
4	Jalen Chatfield	CHI	8
<i>several tied at</i>			7

PENALTY MINUTES

#	PLAYER	TEAM	GP	PIM
1	Tommy Cross	SPR	18	36
2	Joey Keane	CHI	18	32
3	Andreas Englund	COL	8	30
4	Cale Fleury	CLT	7	24
5	Steven Santini	SPR	18	24

GOALS

#	PLAYER	TEAM	GP	G
1	Max Lajoie	CHI	18	4
2	Tommy Cross	SPR	18	3
3	Brady Lyle	SPR	16	3
<i>several tied at</i>				2

POWER-PLAY GOALS

#	PLAYER	TEAM	PPG
<i>several tied at</i>			1

SHORTHANDED GOALS

#	PLAYER	TEAM	SHG
1	Keaton Middleton	COL	1
2	Luke Witkowski	SPR	1
<i>several tied at</i>			0

ASSISTS

#	PLAYER	TEAM	GP	A
1	Sami Niku	LAV	15	11
2	Joey Keane	CHI	18	11
3	Jordan Gross	COL	9	9
<i>several tied at</i>				8

POWER-PLAY ASSISTS

#	PLAYER	TEAM	PPA
1	Joey Keane	CHI	8
2	Louie Belpedio	LAV	5
3	Sami Niku	LAV	5
4	Xavier Ouellet	LAV	5
5	Jordan Gross	COL	4

SHORTHANDED ASSISTS

#	PLAYER	TEAM	SHA
1	Roland McKeown	COL	1
2	Keaton Middleton	COL	1
3	Kevin Gravel	STK	1
4	* Colton Poolman	STK	1
5	Jalen Chatfield	CHI	1

SHOTS

#	PLAYER	TEAM	SHOTS
1	Jalen Chatfield	CHI	41
2	Xavier Ouellet	LAV	36
3	Louie Belpedio	LAV	35
4	Tommy Cross	SPR	35
5	Max Lajoie	CHI	34

PLUS-MINUS

#	PLAYER	TEAM	+/-
1	Cavan Fitzgerald	CHI	11
2	Josh Jacobs	CHI	11
3	Jalen Chatfield	CHI	10
4	Max Lajoie	CHI	9
5	Keaton Middleton	COL	8



2022 AHL CALDER CUP PLAYOFFS DEFENSEMEN LEADERS

Season in Review

POWER-PLAY POINTS

#	PLAYER	TEAM	PP PTS
1	Joey Keane	CHI	8
2	Jordan Gross	COL	5
3	Louie Belpedio	LAV	5
4	Sami Niku	LAV	5
5	Xavier Ouellet	LAV	5

SHORTHANDED POINTS

#	PLAYER	TEAM	SH PTS
1	Keaton Middleton	COL	2
	several tied at		1

*rookie

SHOOTING PERCENTAGE

#	PLAYER	TEAM	GOALS	SHOTS	PCT
1	Declan Chisholm	MB	2	7	28.6
2	Robbie Russo	UTI	2	8	25.0
3	Dylan McIlrath	HER	1	4	25.0
4	Zac Leslie	BEL	1	5	20.0
	several tied at				16.7

Shooting % - Minimum of 4 shots.

GAME-WINNING GOALS

#	PLAYER	TEAM	GWG
	several tied at		1



2022 AHL CALDER CUP PLAYOFFS GOALTENDING LEADERS

Season in Review

GOALS-AGAINST AVERAGE (based on 60 or more minutes played)

#	GOALTENDER	TEAM	GP	MINS	W	L	OTL	EN	SO	GA	GAA	SA	SVS	SV%
1	* Matthew Murray	TEX	2	118:22	0	2	0	0	0	3	1.52	62	59	.952
2	* Pyotr Kochetkov	CHI	6	364:24	5	1	0	0	2	10	1.65	202	192	.950
3	Troy Grosenick	PRO	2	142:39	0	2	0	0	0	4	1.68	66	62	.939
4	Alex Lyon	CHI	12	737:26	9	3	0	0	2	25	2.03	325	300	.923
5	Cayden Primeau	LAV	14	912:16	9	5	0	2	0	33	2.17	513	480	.936
6	* Dustin Wolf	STK	13	808:47	8	5	0	2	3	30	2.23	422	392	.929
7	Phoenix Copley	HER	3	183:34	1	2	0	1	0	7	2.29	99	92	.929
8	Cory Schneider	BRI	6	332:07	3	2	0	2	0	13	2.35	177	164	.927
9	Spencer Martin	ABB	2	124:56	0	2	0	0	0	5	2.40	80	75	.938
10	Mikhail Berdin	MB	5	294:52	2	3	0	0	0	12	2.44	106	94	.887
11	* Justus Annunen	COL	9	561:22	6	3	0	0	0	23	2.46	297	274	.923
12	Jakub Skarek	BRI	1	70:47	0	1	0	0	0	3	2.54	34	31	.912
13	* Joel Hofer	SPR	10	608:46	6	4	0	2	1	26	2.56	391	365	.934
14	Max Lagace	SYR	5	257:13	2	3	0	2	0	11	2.57	124	113	.911
15	Charlie Lindgren	SPR	8	494:32	5	3	0	2	1	23	2.79	269	246	.914
16	Stuart Skinner	BAK	5	298:06	2	3	0	1	0	14	2.82	157	143	.911
17	* Devin Cooley	MIL	7	345:10	3	2	0	2	0	17	2.96	230	213	.926
18	* Arvid Soderblom	RFD	5	280:56	2	3	0	0	1	14	2.99	186	172	.925
19	* Nico Daws	UTI	4	239:35	2	2	0	1	0	12	3.01	110	98	.891
20	Filip Gustavsson	BEL	2	154:33	0	2	0	0	0	8	3.11	62	54	.871

WINS

#	PLAYER	TEAM	WINS
1	Alex Lyon	CHI	9
2	Cayden Primeau	LAV	9
3	* Dustin Wolf	STK	8
4	* Justus Annunen	COL	6
5	* Joel Hofer	SPR	6

LOSSES

#	PLAYER	TEAM	LOSSES
1	Cayden Primeau	LAV	5
2	* Dustin Wolf	STK	5
3	Aaron Dell	ROC	5
	several tied at		4

MINUTES

#	PLAYER	TEAM	MIN
1	Cayden Primeau	LAV	912:16
2	* Dustin Wolf	STK	808:47
3	Alex Lyon	CHI	737:26
4	Aaron Dell	ROC	626:58
5	* Joel Hofer	SPR	608:46

SHUTOUTS

#	PLAYER	TEAM	SHUTOUTS
1	* Dustin Wolf	STK	3
2	* Pyotr Kochetkov	CHI	2
3	Alex Lyon	CHI	2
	several tied at		1

SAVES

#	PLAYER	TEAM	SAVES
1	Cayden Primeau	LAV	480
2	* Dustin Wolf	STK	392
3	* Joel Hofer	SPR	365
4	Alex Lyon	CHI	300
5	Aaron Dell	ROC	278

SAVE PERCENTAGE

#	PLAYER	TEAM	GA	SAVES	SV%
1	* Matthew Murray	TEX	3	59	0.952
2	* Pyotr Kochetkov	CHI	10	192	0.950
3	Troy Grosenick	PRO	4	62	0.939
4	Spencer Martin	ABB	5	75	0.938
5	Cayden Primeau	LAV	33	480	0.936

*rookie



2022 AHL CALDER CUP PLAYOFFS SPECIAL TEAMS

Season in Review

OVERALL POWER-PLAY EFFICIENCY

RANK	TEAM	GP	ADV	PPGF	PCT
1	UTI	5	7	4	57.1
2	CHI	18	74	23	31.1
3	MB	5	17	5	29.4
4	COL	9	31	8	25.8
5	MIL	9	33	8	24.2
6	BAK	5	17	4	23.5
7	LAV	15	49	11	22.4
8	ROC	10	32	7	21.9
9	SYR	5	15	3	20.0
10	ONT	5	22	4	18.2
11	WBS	6	17	3	17.6
12	SPR	18	92	16	17.4
13	ABB	2	6	1	16.7
14	BEL	2	6	1	16.7
15	HER	3	7	1	14.3
16	CLT	7	24	3	12.5
17	SD	2	9	1	11.1
18	RFD	5	18	2	11.1
19	BRI	6	18	2	11.1
20	STK	13	58	6	10.3
21	PRO	2	11	1	9.1
22	TEX	2	3	0	0.0
23	HSK	2	11	0	0.0

OVERALL PENALTY-KILLING EFFICIENCY


RANK	TEAM	GP	TSH	PPGA	PCT
1	TEX	2	4	0	100.0
2	COL	9	42	4	90.5
3	LAV	15	61	6	90.2
4	CHI	18	90	11	87.8
5	BRI	6	24	3	87.5
6	PRO	2	7	1	85.7
7	BEL	2	6	1	83.3
8	ABB	2	6	1	83.3
9	HER	3	6	1	83.3
10	BAK	5	18	3	83.3
11	MB	5	16	3	81.3
12	CLT	7	27	6	77.8
13	RFD	5	18	4	77.8
14	STK	13	42	10	76.2
15	SPR	18	62	15	75.8
16	HSK	2	8	2	75.0
17	ONT	5	23	6	73.9
18	MIL	9	34	9	73.5
19	SYR	5	17	5	70.6
20	ROC	10	25	8	68.0
21	SD	2	9	3	66.7
22	WBS	6	20	7	65.0
23	UTI	5	12	5	58.3



2022 AHL CALDER CUP PLAYOFFS ATTENDANCE REPORT

Season in Review

2022 AHL CALDER CUP PLAYOFFS ATTENDANCE REPORT

 Team	TOTAL	GAMES	Average
Laval	69,474	7	9,925
Rochester	36,238	4	9,060
Hershey	8,843	1	8,843
Charlotte	20,058	3	6,686
Springfield	67,479	11	6,134
Chicago	48,280	9	5,364
Manitoba	15,379	3	5,126
Colorado	29,797	6	4,966
Bridgeport	13,961	3	4,654
Ontario	13,612	3	4,537
Rockford	12,907	3	4,302
Bakersfield	12,613	3	4,204
Syracuse	11,833	3	3,944
Utica	11,751	3	3,917
Milwaukee	15,092	4	3,773
Wilkes-Barre/Scranton	10,842	3	3,614
Belleville	3,094	1	3,094
Providence	2,392	1	2,392
Stockton	13,752	7	1,965
TOTALS	417,397	78	5,351



AMERKS STATISTICS

2021-2022 FINAL STATISTICS

Season in Review

2021-2022 FINAL STATISTICS

No.	PLAYER	POS	GP	G	A	PTS	+/-	PIM	PP	PPA	SHG	SHA	GW	FG	IG	OT	UA	EN	SOG	SOA	SGW	SO%	SH	SH%
77	* JJ Peterka	RW	70	28	40	68	-3	28	3	14	0	2	3	5	3	1	2	2	3	5	1	60.0	223	12.6
22	* Jack Quinn	RW	45	26	35	61	-6	23	10	13	1	1	6	7	0	0	0	2	4	1	50.0	143	18.2	
28	Michael Mersch	LW	65	26	28	54	-3	39	8	10	0	0	1	7	2	0	1	1	0	0	0	0.0	147	17.7
25	Arttu Ruotsalainen	C	57	18	33	51	-9	26	3	11	1	0	3	1	3	1	2	0	3	5	1	60.0	160	11.3
7	Ethan Prow	D	70	10	39	49	-5	6	2	12	0	0	3	0	1	2	0	0	0	0	0	0.0	104	9.6
10	* Brandon Biro	LW	48	12	29	41	4	20	7	7	1	0	0	2	0	0	0	0	1	0	0	0.0	58	20.7
17	Sean Malone	C	39	20	17	37	-3	22	8	8	0	0	4	3	1	0	1	1	0	0	0	0.0	74	27.0
13	* Linus Weissbach	LW	67	16	21	37	7	32	1	8	0	0	2	2	1	0	1	0	0	1	0	0.0	83	19.3
2	Oskari Laaksonen	D	71	5	29	34	-9	44	4	23	0	0	1	1	0	1	0	0	0	0	0	0.0	67	7.5
81	Brett Murray	LW	52	15	17	32	-4	35	6	5	0	0	2	1	0	0	0	0	0	0	0	0.0	87	17.2
72	Ryan MacInnis	C	49	11	16	27	-4	33	2	2	0	0	1	2	2	0	0	3	0	0	0	0.0	88	12.5
14	Mark Jankowski	C	32	10	17	27	2	18	4	3	1	0	2	2	1	1	2	1	0	2	0	0.0	72	13.9
44	Josh Teves	D	72	6	15	21	-8	44	0	0	1	0	0	0	0	0	1	0	0	0	0	0.0	98	6.1
19	* Peyton Krebs (total)	LW	20	4	16	20	-11	16	3	7	0	0	2	0	0	1	0	0	1	1	1	100.0	29	13.8
	ROC	LW	18	4	11	15	-12	12	3	4	0	0	2	0	0	1	0	0	0	0	0	0.0	27	14.8
4	Jimmy Schuldt	D	61	5	12	17	1	58	0	0	0	1	0	1	1	0	1	0	0	0	0	0.0	82	6.1
24	* Mattias Samuelsson	D	22	2	13	15	-11	16	0	0	0	1	0	0	0	0	0	0	0	0	0	0.0	48	4.2
26	Mason Jobst	C	26	4	9	13	-3	16	2	2	0	0	0	1	1	0	0	0	0	0	0	0.0	24	16.7
5	Casey Fitzgerald	D	28	4	8	12	-1	43	0	0	0	0	1	0	0	0	0	0	0	0	0	0.0	45	8.9
91	Ryan Scarfo	C	63	4	8	12	-22	37	1	1	0	0	0	1	0	0	0	0	0	0	0	0.0	47	8.5
52	Mitch Eliot	D	51	3	7	10	-5	54	0	1	0	0	1	1	0	0	0	0	0	0	0	0.0	83	3.6
3	Mark Alt (total)	D	60	3	6	9	-17	24	0	0	0	0	0	0	0	0	0	1	0	0	0	0.0	61	4.9
	ROC	D	14	0	1	1	1	4	0	0	0	0	0	0	0	0	0	0	0	0	0	0.0	13	0.0
45	* Brendan Warren	LW	51	4	2	6	-9	22	0	0	0	0	0	0	0	0	1	0	0	0	0	0.0	57	7.0
12	Matej Pekar	LW	47	3	3	6	-4	56	0	0	0	0	0	0	0	0	0	0	0	0	0	0.0	54	5.6
88	Brandon Davidson	D	23	1	5	6	-5	38	0	0	0	0	0	0	0	0	0	0	0	0	0	0.0	28	3.6
18	Ben Holmstrom	C	25	0	6	6	1	19	0	0	0	1	0	0	0	0	0	0	0	0	0	0.0	22	0.0
47	Nick Boka	D	24	3	1	4	-4	63	0	0	0	0	0	0	0	0	0	0	0	0	0	0.0	17	17.6
16	* Peter Tischke	D	33	2	2	4	-3	35	0	0	0	0	0	0	0	0	0	0	0	0	0	0.0	36	5.6
11	* Lukas Rousek	RW	19	1	3	4	-5	2	0	0	0	0	0	1	0	0	0	0	0	0	0	0.0	9	11.1
29	* Dominic Franco	C	32	0	4	4	-6	19	0	0	0	0	0	0	0	0	0	0	0	0	0	0.0	33	0.0
36	Nick Pastujov	C	10	2	1	3	-3	6	1	0	0	0	1	1	0	0	0	0	0	0	0	0.0	14	14.3
21	Ara Nazarian	LW	14	2	1	3	-4	2	0	0	0	0	1	0	1	0	0	0	0	0	0	0.0	8	25.0
23	Lukas Craggs	LW	24	2	1	3	-5	36	0	0	0	0	0	0	0	0	0	0	0	0	0	0.0	19	10.5
27	Patrick Polino (total)	RW	16	2	0	2	-5	4	0	0	0	0	0	0	0	0	0	0	0	0	0	0.0	9	22.2
	ROC	RW	15	2	0	2	-5	2	0	0	0	0	0	0	0	0	0	0	0	0	0	0.0	9	22.2
1	Ukko-Pekka Luukkonen	G	35	0	2	2	0	0	0	1	0	0	0	0	0	0	0	0	0	0	0	0.0	0	0.0
43	Butrus Ghafari	D	3	0	1	1	3	0	0	0	0	0	0	0	0	0	0	0	0	0	0	0.0	2	0.0
48	David Drake	D	4	0	1	1	3	2	0	0	0	0	0	0	0	0	0	0	0	0	0	0.0	2	0.0
42	* Jack Doremus	C	5	0	1	1	0	0	0	0	0	0	0	0	0	0	0	0	0	0	0	0.0	4	0.0
8	Wyatt Ege (total)	D	6	0	1	1	1	4	0	0	0	0	0	0	0	0	0	0	0	0	0	0.0	8	0.0
	ROC	D	3	0	1	1	-2	2	0	0	0	0	0	0	0	0	0	0	0	0	0	0.0	3	0.0
20	* Matthew Cairns	D	2	0	0	0	1	0	0	0	0	0	0	0	0	0	0	0	0	0	0	0.0	2	0.0
42	Keeghan Howdeshell	LW	2	0	0	0	0	0	0	0	0	0	0	0	0	0	0	0	0	0	0	0.0	0	0.0
35	Charles Williams	G	2	0	0	0	0	0	0	0	0	0	0	0	0	0	0	0	0	0	0	0.0	0	0.0
51	Kohen Olischefski	RW	3	0	0	0	-1	0	0	0	0	0	0	0	0	0	0	0	0	0	0	0.0	2	0.0
42	* Jacob Pritchard (total)	LW	3	0	0	0	-3	2	0	0	0	0	0	0	0	0	0	0	0	0	0	0.0	1	0.0
	ROC	LW	2	0	0	0	-2	2	0	0	0	0	0	0	0	0	0	0	0	0	0	0.0	1	0.0
70	Nate Knoepke	D	4	0	0	0	-1	0	0	0	0	0	0	0	0	0	0	0	0	0	0	0.0	1	0.0
32	Mat Robson	G	10	0	0	0	0	0	0	0	0	0	0	0	0	0	0	0	0	0	0	0.0	0	0.0
41	Michael Houser	G	11	0	0	0	0	0	0	0	0	0	0	0	0	0	0	0	0	0	0	0.0	0	0.0
80	Aaron Dell	G	22	0	0	0	0	0	0	0	0	0	0	0	0	0	0	0	0	0	0	0.0	0	0.0
	BENCH		76	3				26														0.0	3	
	TOTALS		76	254	440	691	-144	942	65	125	5	6	34	39	17	7	12	8	8	18	3	44.4	2099	12.0

No.	GOALIE	GP	MINS	W	L	OT	SO	EN	GA	GAA	SOGP	SOW	SOL	SOGA	SOA	SO%	SA	SVS	SV%
80	Aaron Dell	22	1259:07	12	7	1	0	6	61	2.91	1	1	0	1	3	0.667	673	612	0.909
41	Michael Houser	11	583:51	5	4	0	0	2	29	2.98	1	1	0	0	2	1.000	290	261	0.900
1	Ukko-Pekka Luukkonen	35	2032:22	15	14	6	1	6	111	3.28	3	1	2	5	9	0.444	1108	997	0.900
32	Mat Robson	10	587:54	5	3	2	0	2	37	3.78	1	0	1	2	4	0.500	302	265	0.877
35	Charles Williams	2	117:30	0	1	1	0	2	11	5.62	0	0	0	0	0	0.000	60	49	0.817
	Empty Net		51:11						18								18		
	TOTALS	76	4631:55	37	29	10	1	18	267	3.46	6	3	3	8	18	0.556	2451	2184	0.891

* - rookie



AMERKS 2021-22 GAME-BY-GAME RESULTS

Season in Review

GAME-BY-GAME RESULTS

GM	DAY	DATE	OPPONENT	SCORE	W/L/T	RECORD	GOALIES	GWG	PP	PK	SHOTS
1	Sun	10/17	at Utica	2-6	L	0-1-0-0	Luukkonen/DAWS	Holtz	0-5	2-3	27-24
2	Fri	10/22	vs SYRACUSE	5-3	W	1-1-0-0	LUUKKONEN/Alnefelt	MALONE	0-3	5-6	24-22
3	Sat	10/23	at Toronto	7-3	W	2-1-0-0	DELL/Kalleman-D'Agostini	QUINN	0-1	0-0	28-30
4	Wed	10/27	at Belleville	3-7	L	2-2-0-0	Luukkonen/MANDOLESE	Williams	1-6	2-2	33-30
5	Fri	10/29	at Laval	4-3	W	3-2-0-0	DELL/Primeau	FITZGERALD	1-4	2-3	22-35
6	Sat	10/30	at Laval	6-5	OTW	4-2-0-0	LUUKKONEN/McNiven	LAAKSONEN-OTG	1-1	2-3	26-33
7	Wed	11/3	vs BELLEVILLE	4-3	W	5-2-0-0	DELL/Sogaard	MERSCH	2-5	2-4	24-30
8	Fri	11/5	vs TORONTO	1-4	L	5-3-0-0	Luukkonen/KALGREN	Ho-Sang	0-2	5-6	31-22
9	Wed	11/10	at WBS	5-1	W	6-3-0-0	LUUKKONEN/Lindberg	QUINN	2-4	6-6	32-42
10	Fri	11/12	vs CLEVELAND	3-4	L	6-4-0-0	Luukkonen/TARASOV	Meyer	0-4	2-3	28-43
11	Sat	11/13	vs CLEVELAND	4-0	W	7-4-0-0	LUUKKONEN/Berube	PETERKA	0-2	4-4	25-32
12	Wed	11/17	vs UTICA	2-3	L	7-5-0-0	Luukkonen/SCHMID	Russo	1-6	3-4	27-12
13	Fri	11/19	vs LEHIGH VALLEY	5-4	SOW	8-5-0-0	HOUSER/Sandstrom	QUINN-SOG	1-2	4-5	24-32
14	Sat	11/20	at Utica	3-5	L	8-6-0-0	Luukkonen-Houser/SCHMID	Clarke	1-5	2-4	37-29
15	Wed	11/24	at Utica	4-2	W	9-6-0-0	LUUKKONEN/Daws	MURRAY	1-3	2-2	23-29
16	Fri	11/26	vs HERSHEY	7-3	W	10-6-0-0	LUUKKONEN/Copley	MALONE	4-9	4-4	20-40
17	Sat	11/27	at Syracuse	4-2	W	11-6-0-0	HOUSER/Miftakhov	QUINN	3-5	3-5	30-25
	Wed	12/1	vs SYRACUSE				POSTPONED - COVID: Moved to Wed, 1/5				
	Fri	12/3	vs SPRINGFIELD				POSTPONED - COVID: Moved to Tue 4/19				
	Sat	12/4	at Syracuse				POSTPONED - COVID: Moved to Sun 3/13				
18	Wed	12/8	vs UTICA	4-3	OTW	12-6-0-0	ROBSON/Daws-Schmid	KREBS-OTG	2-2	2-2	28-35
19	Fri	12/10	vs LAVAL	5-3	W	13-6-0-0	ROBSON/Primeau	ELIOT	0-2	2-2	33-32
20	Tue	12/14	at Charlotte	1-11	L	13-7-0-0	Robson-Houser/DACCORD	Denisenko	0-1	3-3	25-33
21	Wed	12/15	at Charlotte	2-4	L	13-8-0-0	Houser/DUBNYK	Wilson	1-4	3-4	23-35
22	Sat	12/18	at Lehigh Valley	4-3	SOW	14-8-0-0	DELL/Ersson-Nagle	PETERKA-SOG	0-3	2-2	33-30
23	Sun	12/19	at Hershey	4-3	W	15-8-0-0	HOUSER/Bednard	KREBS	1-3	2-2	34-33
	Wed	12/22	vs WBS				POSTPONED - COVID: Moved to Wed 2/9				
	Mon	12/27	vs UTICA				POSTPONED - COVID: Moved to Fri 4/29				
24	Wed	12/29	vs PROVIDENCE	5-3	W	16-8-0-0	HOUSER/Keyser-Grosenick	NAZARIAN	2-4	5-5	17-31
25	Sat	1/1	at Springfield	3-5	L	16-9-0-0	Houser/HOFER	Bitten	1-4	3-5	30-31
26	Sun	1/2	at Hartford	4-3	W	17-9-0-0	HOUSER/Huska	RUOTSALAINEN	0-1	1-1	26-39
27	Wed	1/5	vs SYRACUSE	1-2	L	17-10-0-0	Houser/LAGACE	Dumont	0-5	2-3	18-16
28	Fri	1/7	vs HARTFORD	5-2	W	18-10-0-0	DELL/Wall	WEISSBACH	1-4	8-8	33-30
29	Sat	1/8	at Syracuse	1-3	L	18-11-0-0	Houser/ALNEFELT	Hudon	1-3	0-2	31-32
30	Wed	1/12	vs UTICA	7-6	W	19-11-0-0	ROBSON/Mitens	QUINN	3-6	2-3	28-29
31	Fri	1/14	vs BELLEVILLE	3-4	SOL	19-11-0-1	Robson/SOGAARD	Chartier-SOG	0-6	3-3	24-36
32	Sat	1/15	vs BELLEVILLE	5-6	OTL	19-11-1-1	Williams/GUSTAVSSON	Sokolov-OTG	2-3	1-2	26-35
33	Wed	1/19	vs SYRACUSE	2-3	OTL	19-11-2-1	Robson/ALNEFELT	Koepke-OTG	0-3	1-1	30-28
34	Fri	1/21	at Cleveland	4-1	W	20-11-2-1	ROBSON/Berube	RUOTSALAINEN	1-5	4-5	25-36
35	Sat	1/22	at Cleveland	3-7	L	20-12-2-1	Williams/GREAVES	Gaunce	1-3	1-2	34-27
36	Fri	1/28	vs SYRACUSE	2-1	W	21-12-2-1	ROBSON/Miftakhov	MacINNIS	1-1	1-1	22-26
37	Sat	1/29	vs UTICA	2-4	L	21-13-2-1	Robson/DAWS	Zetterlund	0-1	4-6	30-27
38	Wed	2/2	vs CHARLOTTE	5-1	W	22-13-2-1	DELL/Daccord-Bibeau	MURRAY	0-1	2-3	33-36



AMERKS 2021-22 GAME-BY-GAME RESULTS

Season in Review

GAME-BY-GAME RESULTS

GM	DAY	DATE	OPPONENT	SCORE	W/L/T	RECORD	GOALIES	GWG	PP	PK	SHOTS
39	Fri	2/4	vs CHARLOTTE	2-5	L	22-14-2-1	Dell/KNIGHT	Dalpe	0-1	3-4	26-23
40	Sat	2/5	at Toronto	2-5	L	22-15-2-1	Robson/HUTCHINSON	Robertson	1-3	3-4	32-31
41	Wed	2/9	vs WBS	3-1	W	23-15-2-1	DELL/D'Orio	PROW	0-3	2-2	20-33
42	Fri	2/11	at Providence	2-3	SOL	23-15-2-2	Luukkonen/GROSENICK	Brazeau-SOG	0-4	6-6	26-26
43	Sat	2/12	at Hartford	1-2	OLT	23-15-3-2	Dell/HUSKA	Brodzinski-OTG	0-1	2-2	31-26
44	Tue	2/15	at Bridgeport	3-2	OTW	24-15-3-2	LUUKKONEN/Appleby	PETERKA-OTG	1-3	4-4	30-34
45	Fri	2/18	at Utica	2-4	L	24-16-3-2	Luukkonen/DAWS	Greer	0-6	4-5	28-30
46	Sat	2/19	at Syracuse	3-6	L	24-17-3-2	Dell/MIFTAKHOV	Fortier	3-5	3-4	30-31
47	Sun	2/20	vs LAVAL	1-5	L	24-18-3-2	Luukkonen/PRIMEAU	Abbandonato	0-5	3-4	30-28
48	Fri	2/25	at Syracuse	2-1	OTW	25-18-3-2	LUUKKONEN/Alnefelt	PROW-OTG	0-1	2-2	23-55
49	Sat	2/26	vs TORONTO	0-4	L	25-19-3-2	Dell/KALLGREN	Seney	0-5	5-6	22-40
50	Sun	2/27	at Toronto	5-3	W	26-19-3-2	LUUKKONEN/Woll	PASTUJOV	3-8	3-3	32-36
51	Wed	3/2	vs SYRACUSE	3-6	L	26-20-3-2	Luukkonen-Dell/ALNEFELT	Raddysh	0-3	4-5	24-33
52	Fri	3/4	at Belleville	3-2	OTW	27-20-3-2	DELL/Gustavsson	RUOTSALAINEN-OTG	0-6	5-5	21-33
53	Sat	3/5	at Belleville	5-6	L	27-21-3-2	Luukkonen/MANDOLESE	DelZotto	2-6	3-4	28-32
54	Wed	3/9	vs LAVAL	2-7	L	27-22-3-2	Dell/POULIN	Gignac	1-4	3-4	36-37
55	Fri	3/11	vs SYRACUSE	2-3	L	27-23-3-2	Luukkonen/LAGACE	Hudon	0-3	2-3	16-43
56	Sat	3/12	at Utica	3-2	W	28-23-3-2	DELL/Schmid	WEISSBACH	0-2	4-4	19-35
57	Sun	3/13	at Syracuse	3-4	OTL	28-23-4-2	Luukkonen/LAGACE	Raddysh-OTG	1-3	3-4	25-44
58	Fri	3/18	vs CLEVELAND	5-4	W	29-23-4-2	DELL/Greaves	PETERKA	1-2	2-3	22-35
59	Sat	3/19	vs CLEVELAND	6-5	OTW	30-23-4-2	LUUKKONEN/Berube	JANKOWSKI-OTG	1-4	1-1	24-39
60	Fri	3/25	vs TORONTO	2-3	SOL	30-23-4-3	Luukkonen/HUTCHINSON	Anderson-SOG	1-4	4-4	28-30
61	Sat	3/26	at Syracuse	1-5	L	30-24-4-3	Dell/LAGACE	Hudon	0-2	2-3	27-37
62	Sun	3/27	vs BRIDGEPORT	5-6	OTL	30-24-5-3	Luukkonen/SKAREK	Vande Sompel-OTG	2-4	2-2	30-46
63	Wed	3/30	vs UTICA	4-3	W	31-24-5-3	LUUKKONEN/Schmid	QUINN	2-3	2-3	23-33
64	Fri	4/1	at Cleveland	4-5	L	31-25-5-3	Luukkonen/JOHNSON	Fonstad	0-4	1-3	42-34
65	Sat	4/2	at Cleveland	6-2	W	32-25-5-3	DELL/Greaves	MALONE	0-4	5-6	29-38
66	Wed	4/6	at Laval	2-6	L	32-26-5-3	Dell/PRIMEAU	Harvey-Pinard	0-3	3-5	31-36
67	Fri	4/8	at Laval	3-4	OTL	32-26-6-3	Luukkonen/POULIN	Harvey-Pinard-OTG	0-2	2-3	19-44
68	Sat	4/9	at Belleville	6-2	W	33-26-6-3	DELL/Gustavsson	QUINN	4-7	3-3	24-32
69	Wed	4/13	vs LAVAL	4-3	OTW	34-26-6-3	LUUKKONEN/Poulin	PROW-OTG	2-6	2-4	33-30
70	Fri	4/15	vs BELLEVILLE	1-2	L	34-27-6-3	Luukkonen/Gustavsson	Sokolov	1-7	3-4	29-27
71	Sat	4/16	vs HARTFORD	2-1	W	35-27-6-3	LUUKKONEN/Huska	JANKOWSKI	2-2	3-4	27-37
72	Tue	4/19	vs SPRINGFIELD	3-2	SOW	36-27-6-3	LUUKKONEN/Hofer	RUOTSALAINEN-SOG	0-3	2-2	35-25
73	Fri	4/22	at Utica	2-3	OTL	36-27-7-3	Luukkonen/DAWS	Walsh-OTG	0-3	2-3	28-35
74	Sat	4/23	vs CLEVELAND	2-4	L	36-28-6-3	Luukkonen/JOHNSON	Ahcan	1-4	1-2	34-26
75	Sun	4/24	at Cleveland	0-2	L	36-28-7-3	Dell/MARSHALL	Schemitsch	0-4	1-2	38-22
76	Fri	4/29	vs UTICA	8-1	W	37-28-6-3	LUUKKONEN-DELL/Schmid	MALONE	1-3	2-2	35-29



AMERKS vs THE AHL 2021-2022

Season in Review

AMERKS vs NORTH DIVISION

TEAM	GP	OVERALL				GF	GA	PTS	HOME				ROAD				OT		SO	
		W	L	OTL	SOL				W	L	OTL	SOL	W	L	OTL	SOL	W	L	W	L
BELLEVILLE	8	3	3	1	1	30	32	8	1	1	1	1	2	2	0	0	1	1	0	1
CLEVELAND	10	5	5	0	0	37	34	10	3	2	0	0	2	3	0	0	1	0	0	0
LAVAL	8	4	3	1	0	27	36	9	2	2	0	0	2	1	1	0	2	1	0	0
SYRACUSE	12	4	6	2	0	29	39	10	2	3	1	0	2	3	1	0	1	2	0	0
TORONTO	6	2	3	0	1	17	22	5	0	2	0	1	2	1	0	0	0	0	0	1
UTICA	12	6	5	1	0	43	42	13	4	2	0	0	2	3	1	0	1	1	0	0
TOTALS	56	24	25	5	2	183	205	55	12	12	2	2	12	13	3	0	6	5	0	2

AMERKS vs ATLANTIC DIVISION

TEAM	GP	OVERALL				GF	GA	PTS	HOME				ROAD				OT		SO	
		W	L	OTL	SOL				W	L	OTL	SOL	W	L	OTL	SOL	W	L	W	L
BRIDGEPORT	2	1	0	1	0	8	8	3	0	0	1	0	1	0	0	0	1	1	0	0
CHARLOTTE	4	1	3	0	0	10	21	2	1	1	0	0	0	2	0	0	0	0	0	0
HARTFORD	4	3	0	1	0	12	8	7	2	0	0	0	1	0	1	0	0	1	0	0
HERSHEY	2	2	0	0	0	11	6	4	1	0	0	0	1	0	0	0	0	0	0	0
LEHIGH VALLEY	2	2	0	0	0	9	7	4	1	0	0	0	1	0	0	0	0	0	0	2
PROVIDENCE	2	1	0	0	1	7	6	3	1	0	0	0	0	0	0	1	0	0	0	1
SPRINGFIELD	2	1	1	0	0	6	7	2	1	0	0	0	0	1	0	0	0	0	0	1
WILKES-BARRE/SCRANTON	2	2	0	0	0	8	2	4	1	0	0	0	1	0	0	0	0	0	0	0
TOTALS	20	13	4	2	1	71	65	29	8	1	1	0	5	3	1	1	1	2	3	1
AHL TOTALS	76	37	29	7	3	254	270	84	20	13	3	2	17	16	4	1	7	7	3	3



AMERKS REGULAR SEASON HIGHS AND LOWS

Season in Review

SCORING

MOST GOALS SCORED – GAME	8	4/29 vs Utica
MOST GOALS SCORED – PERIOD	4	4 Times
MOST GOALS ALLOWED – GAME	11	12/14 @ Charlotte
MOST GOALS ALLOWED - PERIOD	7	12/14 @ Charlotte (2nd)
LARGEST MARGIN OF VICTORY	7	4/29 vs Utica (8-1)
LARGEST MARGIN OF DEFEAT	10	12/14 @ Charlotte (11-1)

SHOTS

MOST SHOTS TAKEN – GAME	42	4/1 @ Cleveland
MOST SHOTS TAKEN – PERIOD	24	4/1 @ Cleveland (1st)
FEWEST SHOTS TAKEN – GAME	12	12/29 vs Providence
FEWEST SHOTS TAKEN – PERIOD	3	4 Times
MOST SHOTS ALLOWED – GAME	55	2/25 @ Syracuse
MOST SHOT ALLOWED – PERIOD	24	2/25 @ Syracuse (2nd)
FEWEST SHOTS ALLOWED – GAME	12	11/17 vs Utica
FEWEST SHOTS ALLOWED – PERIOD	2	11/17 vs Utica (3rd), 1/5 vs SYR (3rd)

PENALTY MINUTES

MOST PENALTY MINUTES – GAME	46	11/26 vs Hershey
MOST PENALTY MINUTES – PERIOD	29	11/26 vs Hershey (1st)
FEWEST PENALTY MINUTES – GAME	2	1/2 @ Hartford, 1/19 vs Syracuse
MOST PENALTY MINUTES - OPPONENTS - GAME	79	11/26 vs Hershey
FEWEST PENALTY MINUTES – OPPONENTS – GAME	2	1/2 @ Hartford, 2/2 vs Charlotte

TEAM STREAKS

LONGEST WINNING STREAK	5 Games, 5 w/ points (2-0-2-1)
LONGEST WINNING STREAK – HOME	5 Game, 6 w/ points (3-0-2-1)
LONGEST WINNING STREAK – ROAD	3 Games, 0 w/ points (0-0-0-0)
LONGEST LOSING STREAK	3 Games, Winless: 3 (0-2-1-0)
LONGEST LOSING STREAK – HOME	5 Games, Winless: 5 (0-5-0-0)
LONGEST LOSING STREAK – ROAD	2 Games, Winless: 4 (0-2-1-1)

INDIVIDUAL RECORDS

MOST GOALS – GAME	4	Quinn (1/15 vs BELL, 3+1=4)
MOST ASSISTS – GAME	4	Laaksonen (1/12 vs Utic, 0+4=4)
MOST POINTS – GAME	4	Quinn (2X), Peterka (2X), Mersch, Laaksonen, Murray
MOST PENALTY MINUTES – GAME	20	Craggs (3/11 vs Syracuse)
MOST SHOTS – GAME	8	Peterka (3/9 vs Laval), Mersch (4/24 @ Cleveland)

INDIVIDUAL STREAKS

CONSECUTIVE GAME GOAL-SCORING STREAK	5	Mersch (6+5=11)
CONSECUTIVE GAME ASSIST STREAK	6	Laaksonen
CONSECUTIVE GAME POINT STREAK	11	Malone (9+5=14)



AMERKS BY THE NUMBERS

Season in Review

AMERKS WHEN

	TIMES	HOME				ROAD				OVERALL				PTS
		W	L	OTL	SOL	W	L	OTL	SOL	W	L	OTL	SOL	
SCORING FIRST GOAL OF GAME	38	11	4	2	1	13	5	2	0	24	9	4	1	53
ALLOWING FIRST GOAL OF GAME	41	12	9	1	1	4	11	2	1	16	20	3	2	37
NEITHER TEAM SCORES IN REGULATION	0	0	0	0	0	0	0	0	0	0	0	0	0	0
OUTSHOOTING THE OPPONENT	25	5	8	1	0	3	7	1	0	8	15	2	0	18
SHOTS ARE TIED	1	0	0	0	0	0	0	0	1	0	0	0	1	1
OUTSHOT BY THE OPPONENT	50	15	5	2	2	14	9	3	0	29	14	5	2	65
LEADING AFTER ONE PERIOD	33	12	2	0	2	13	2	2	0	25	4	2	2	54
TIED AFTER ONE PERIOD	16	3	2	2	0	2	5	1	1	5	7	3	1	14
TRAILING AFTER ONE PERIOD	27	5	9	1	0	2	9	1	0	7	18	2	0	16
LEADING AFTER TWO PERIODS	30	13	0	1	1	12	1	2	0	25	1	3	1	54
TIED AFTER TWO PERIODS	13	3	1	2	1	4	0	1	1	7	1	3	2	19
TRAILING AFTER TWO PERIODS	33	4	12	0	0	1	15	1	0	5	27	1	0	11
IN OVERTIME	14	3	X	3	X	4	X	4	X	7	X	7	X	21
IN SHOOTOUT	6	2	X	X	2	1	X	X	1	3	X	X	3	9
ONE-GOAL GAME	37	11	5	3	2	9	2	4	1	20	7	7	3	50
TWO-GOAL GAME	15	4	2	0	0	3	6	0	0	7	8	0	0	14
THREE-GOAL GAME	7	1	3	0	0	1	2	0	0	2	5	0	0	4
FOUR-GOAL GAME	7	3	2	0	0	4	5	0	0	7	0	0	0	14
FIVE-GOAL GAME	1	0	1	0	0	0	0	0	0	0	1	0	0	0
SIX OR MORE GOAL GAME	2	1	0	0	0	0	1	0	0	1	1	0	0	2

AMERKS BY THE MONTH

	GP	HOME				ROAD				OVERALL				PTS
		W	L	OTL	SOL	W	L	OTL	SOL	W	L	OTL	SOL	
OCTOBER	6	1	0	0	0	3	2	0	0	4	2	0	0	8
NOVEMBER	11	4	3	0	0	3	1	0	0	7	4	0	0	14
DECEMBER	7	3	0	0	0	2	2	0	0	5	2	0	0	10
JANUARY	13	3	2	2	1	2	3	0	0	5	5	2	1	13
FEBRUARY	13	2	3	0	0	3	3	1	1	5	6	1	1	12
MARCH	13	3	3	1	1	2	2	1	0	5	5	2	1	13
APRIL	13	4	2	0	0	2	3	2	0	6	5	2	0	14
TOTALS	76	20	13	3	2	17	16	4	1	37	29	7	3	84

AMERKS BY THE DAY

	GP	HOME				ROAD				OVERALL				PTS
		W	L	OTL	SOL	W	L	OTL	SOL	W	L	OTL	SOL	
MONDAY	0	0	0	0	0	0	0	0	0	0	0	0	0	0
TUESDAY	3	1	0	0	0	1	1	0	0	2	1	0	0	4
WEDNESDAY	18	8	4	1	0	2	3	0	0	10	7	1	0	21
THURSDAY	0	0	0	0	0	0	0	0	0	0	0	0	0	0
FRIDAY	24	8	5	0	2	4	2	2	1	12	7	2	3	29
SATURDAY	23	3	3	1	0	7	8	1	0	10	11	2	0	22
SUNDAY	8	0	1	1	0	3	2	1	0	3	3	2	0	8
TOTALS	76	20	13	3	2	17	16	4	1	37	29	7	3	84



AMERKS BY THE NUMBERS

Season in Review

AMERKS MONTH-BY-MONTH RECORD

Month	W-L-OTL-SOL	Points
October:	4-2-0-0	8
November:	7-4-0-0	14
December:	5-2-0-0	10
January:	5-5-2-1	13
February:	5-6-1-1	12
March:	5-5-2-1	13
April:	6-5-2-0	14
Totals:	37-29-7-3	84

SCORING BY PERIOD

	1	2	3	OT	SO	TOTAL	AVG.	RANK
Rochester Americans:	80	90	74	7	3	254	3.34	9th
Opponents:	71	90	99	7	3	270	3.55	29th

SHOTS BY PERIOD

	1	2	3	OT	SO	TOTAL	AVG.	RANK
Rochester Americans:	704	694	654	44	18	2,114	27.82	28th
Opponents:	787	850	781	33	18	2,469	32.49	27th

POWER PLAY

	GF	ADV	PCT.	RANK
Overall:	65	277	23.5	3rd
Home:	34	139	24.5	2nd
Road:	31	138	22.5	10th

PENALTY KILLING

	GA	TSH	PCT.	RANK
Overall:	54	264	79.5	22nd
Home:	26	135	80.7	12th
Road:	28	129	78.3	23rd



AMERKS 2021-22 SHOOTOUT RESULTS

Season in Review

SHOOTOUT RESULTS

DATE	OPPONENT	RESULTS	AMERKS SHOOTERS	AMERKS SAVES	OPP SAVES
11/19	vs LEHIGH VALLEY	W	QUINN, Jankowski, PETERKA	HOUSER (2 of 2)	Sandstrom (1 of 3)
12/18	at LEHIGH VALLEY	W	RUOTSALAINEN, PETERKA	DELL (2 of 3)	Nagle (0 of 2)
1/14	vs Belleville	L	Quinn, Weissback, RUOTSALAINEN, Biro	Robson (2 of 4)	SOGAARD (3 of 4)
2/11	at Providence	L	Ruotsalainen, Peterka	Luukkonen (1 of 3)	GROSENICK (2 of 2)
3/25	vs Toronto	L	Quinn, Ruotsalainen, Peterka	Luukkonen (1 of 2)	HUTCHINSON (3 of 3)
4/19	vs SPRINGFIELD	W	QUINN, PETERKA, Jankowski, RUOTSALAINEN	LUUKKONEN (2 of 4)	Hofer (1 of 4)

Scorers in CAPS. Winning Goalie in CAPS.

SHOOTOUT RESULTS - BY PLAYER

#	Player	Goals	Attempts	Percentage
77	PETERKA	3	5	60.0%
25	RUOTSALAINEN	3	5	60.0%
22	QUINN	2	4	50.0%
14	JANKOWSKI	0	2	0.0%
13	WEISSBACH	0	1	0.0%
10	BIRO	0	1	0.0%

SHOOTOUT RESULTS - BY GOALTENDER

#	Goalie	Saves	Attempts	Percentage	Record
41	HOUSER	2	2	100.0%	1-0
80	DELL	2	3	66.7%	1-0
32	ROBSON	2	4	50.0%	0-1
1	LUUKKONEN	4	9	44.4%	1-2



REGULAR SEASON ADDITIONAL STATS

Season in Review

REGULAR SEASON ADDITIONAL STATS

SCORING Player	MULTIPLE "POINT" GAMES					MULTIPLE "GOAL" GAMES				OTHER STATS			
	2Pts	3Pts	4Pts	5Pts	6Pts	2GG	3GG	4GG	5GG	ENG	OTG	UAG	GWA
BIRO	11	1											4
QUINN	10	7	2			2		1					6
PETERKA	9	6	2			4	2			1	1	1	9
RUOTSAILNEN	8	5				4						2	3
MERSCH	7	3	1			5				1		1	5
JANKOWSKI	6	2								1	1	1	2
WEISSBACH	6	1				1						1	
MacINNIS	6					2				3			3
MALONE	5	2				3				1		1	3
SAMUELSSON	4												1
LAAKSONEN	4		1								1		3
MURRAY	3	1	1			1							
PROW	3	1									2		6
TEVES	2											1	2
KREBS	1	2				1					1		1
ELIOT	2												1
SCHULDt	2											1	1
JOBST	1												3
WARREN	1											1	1
DAVIDSON	1												
FITZGERALD	1	1											1
SCARFO													1
EGE													1
TOTALS	82	31	7	0	0	23	2	0	0	7	6	10	53

GTG = Game Tying Goal ENG = Empty Net Goal OTG = Overtime Goal UAG = Unassisted Goal GWA = Game Winning Assist

REGULAR SEASON ADDITIONAL STATS - GOALTENDING

Goalie	GOALS-AGAINST PER GAME									SEASON TOTALS			
	OGA	1GA	2GA	3GA	4GA	5GA	6GA	7GA	8GA	9+GA	PPGs	SHGs	ENGs
LUUKKONEN	1	2	5	9	6	4	3	1			24	9	6
ROBSON		2		3	2	1	1				5	2	2
WILLIAMS							1	1			2		2
HOUSER			2	4	2	1					9		2
DELL		2	7	4	2	2	2	1			14	3	5
COMBINED GOALIES		1				1	1			1	XX	XX	
TOTALS	1	7	14	20	12	9	8	3	0	1	54	14	17

1GG,2GG,3GG = Games Allowing (1,2,3) goals. PPGs, SHGs, ENGs = Goals Allowed

PENALTY SHOTS TAKEN

11/10 at Wilkes-Barre/Scranton - 3:37 of 1st,
Mark Jankowski scored on Filip Lindberg
4/29 vs Utica - 2:06 of 2nd,
J.J. Peterka scored on Akira Schmid

PENALTY SHOTS FACED

11/24 at Utica - 3:53 of 3rd period,
Marian Studenic scored on Ukko-Pekka Luukkonen
2/29 at Syracuse - 17:46 of 1st period,
Gabriel Dumont stopped by Aaron Dell
4/1 at Cleveland - 10:03 of 3rd period,
Robbie Payne stopped by Ukko-Pekka Luukkonen
4/15 vs Belleville - 2:43 of 1st period,
Viktor Lodin scored on Ukko-Pekka Luukkonen



AMERKS THE LAST TIME...

Season in Review

THE LAST TIME WHEN...

AMERKS HAD A SHUTOUT:

Home: Ukko-Pekka Luukkonen vs Cleveland, 11/13/21 (game #11), 4-0

Away: Andrew Hammond @ Laval, 12/14/19 (game #26), 5-0

AMERKS WERE SHUTOUT:

Home: Erik Kallgren, Toronto, 2/26/22 (game #49), 0-4

Away: Linden Marshall @ Cleveland, 4/24/22 (game #75), 0-2

AMERKS WIN IN OVERTIME:

Home: vs. Laval, 4/13/22 (game #69), 4-3 (GWG: Ethan Prow, Opp Goalie: Kevin Poulin)

Away: @ Syracuse, 2/25/22 (Game #48), 2-1 (GWG: Ethan Prow, Opp Goalie: Hugo Alnefelt)

AMERKS LOSE IN OVERTIME:

Home: vs. Bridgeport, 3/27/22 (game #62), 5-6 (GWG: Mitchell Vande Sompel, Goalie: Ukko-Pekka Luukkonen)

Away: @ Laval, 4/8/22 (game #67), 3-4 (GWG: Rafael Harvey-Pinard, Goalie: Ukko-Pekka Luukkonen)

AMERKS WIN IN SHOOTOUT:

Home: vs Springfield, 4/19/22 (game #72), 3-2 (GWG: Arttu Routsalainen, Goalie: Ukko-Pekka Luukkonen)

Away: @ Lehigh Valley, 12/18/21 (game #22), 4-3 (GWG: J.J. Peterka, Goalie: Aaron Dell)

AMERKS LOSE IN SHOOTOUT:

Home: vs Belleville, 1/14/22 (game #31), 3-4 (Opp Goalie: Mads Sogaard)

Away: @ Providence, 2/11/22 (game #42), 2-3 (Opp Goalie: Troy Grosenick)

AMERKS PLAYED TO SCORELESS TIE:

Home: Tyler Plante (Roch) vs Eddie Lack (Mtba), 2/23/11 (Game #59), 0-0 Manitoba won in Shootout (Final 1-0)

Away: Dave Littman (Rochester) @ Stephan Fiset (Halifax), 11/20/91 (game #16), 0-0

AMERKS PLAYER SCORED A HAT-TRICK:

Home: J.J. Peterka vs Utica, 4/29/22 (game #76)

Away: J.J. Peterka @ Cleveland, 4/1/22 (game #64)

OPPOSING PLAYER SCORED A HAT-TRICK:

Home: A.J. Greer, Utica, 4/30/22 (game #63)

Away: Trey Fix-Wolansky & Brendan Gaunce @ Cleveland, 1/22/22 (game #35)

AMERKS PLAYER SCORED FOUR GOALS:

Home: Jack Quinn vs Belleville, 1/15/22 (game #32)

Away: Ken Priestlay @ Newmarket, 3/10/89 (game #70)

THE LAST TIME WHEN...

OPPOSING PLAYER SCORED FOUR GOALS:

Home: Grant Potulny, Binghamton, 12/30/05 (game #34)

Away: A.J. Greer, Utica, 2/18/22 (game #45)

AMERKS PLAYER SCORED FIVE GOALS:

Home: Jason Pominville vs Cleveland, 10/21/05 (game #5)

Away: Never

AMERKS PLAYER SCORED ON A PENALTY SHOT:

Home: Joel Armia vs. Adirondack (Joni Ortio), 10/10/14 (game #1)

Away: Mark Jankowski @ Wilkes-Barre/Scranton (Filip Lindberg), 11/10/21 (game #9)

OPPOSING PLAYER SCORED ON A PENALTY SHOT:

Home: Victor Lodin, Belleville, (Ukko-Pekka Luukkonen), 4/15/22

Away: Marian Studenic @ Utica, (Ukko-Pekka Luukkonen), 11/24/21 (Game #15)

AMERKS PLAYER FAILED ON A PENALTY SHOT:

Home: Rasmus Asplund vs Laval (Cayden Primeau), 2/28/20

Away: Curtis Lazar @ Providence (Maxime Legace), 10/13/19

OPPOSING PLAYER FAILED ON A PENALTY SHOT:

Home: Cory Conacher, Syracuse (Ukko-Pekka Luukkonen), 1/31/20

Away: Robbie Payne @ Cleveland (Ukko-Pekka Luukkonen), 4/1/22

AMERKS SCORED 10 OR MORE GOALS:

Home: vs. Wilkes-Barre/Scranton 2/16/18, 12-3

Away: @ Baltimore, 3/3/97, 10-6

AMERKS ALLOWED 10 OR MORE GOALS:

Home: vs. Syracuse, 4/6/08, 3-10

Away: @ Charlotte, 12/14/21, 1-11

AMERKS GOALIE SCORED A GOAL:

Home: Never

Away: Robb Stauber @ PEI, 10/9/95

OPPOSING GOALIE SCORED A GOAL:

Home: Christian Bronsard vs Syracuse, 10/30/99

Away: Chris Holt @ Binghamton, 3/19/10



2021-22 AMERKS 10-GAME SUMMARY

Season in Review

2021-22 ROCHESTER AMERICANS 10-GAME SUMMARY - GAMES 1-10

NO	NAME	10/17 @Utic	10/22 SYR	10/23 @Tor	10/27 @Bell	10/29 @Lav	10/30 @Lav	11/3 BELL	11/5 TOR	11/10 @WBS	11/12 CLEV
2	LAAKSONEN, Oskari	0-1	0-0	0-0	0-1	0-1	1-1	0-1	0-0	0-1	0-0
4	SCHULDT, Jimmy	0-0	0-0	0-1	0-0	0-0	1-0	0-0	0-0	0-0	INJ
5	FITZGERALD, Casey	1-0	0-0	0-0	0-0	1-0	0-1	0-1	0-0	0-1	0-0
7	PROW, Ethan	0-0	1-0	0-0	0-0	0-1	0-1	0-0	0-1	0-1	0-1
10	BIRO, Brandon	INJ	INJ	INJ	0-2	0-1	0-0	0-0	0-0	0-0	DND
12	PEKAR, Matej	0-0	0-0	0-1	0-0	0-0	1-0	0-0	0-0	1-0	0-0
13	WEISSBACH, Linus	0-0	0-1	2-0	0-0	0-1	1-0	0-0	0-0	0-0	0-0
14	JANKOWSKI, Mark	DND	0-1	0-3	INJ	INJ	INJ	1-0	0-0	1-0	1-0
16	TISCHKE, Peter	DND	DND	DND	0-0	DND	DND	CINC	CINC	CINC	DND
17	MALONE, Sean	0-2	1-0	0-0	0-1	0-1	0-0	1-0	0-1	0-1	0-0
19	KREBS, Peyton	VGK	VGK	VGK	VGK	VGK	VGK	VGK	0-0	0-1	0-0
22	QUINN, Jack	1-0	1-2	2-0	0-0	0-2	1-1	1-1	0-0	1-0	1-0
23	CRAGGS, Lukas	0-0	0-0	DND	1-0	0-0	0-0	0-0	DND	CINC	CINC
24	SAMUELSSON, Mattias	BUFF	BUFF	BUFF	BUFF	BUFF	BUFF	0-1	0-0	0-1	0-2
26	JOBST, Mason	INJ	INJ	INJ	1-1	0-0	0-1	0-0	0-0	0-1	0-0
28	MERSCH, Michael	0-0	0-0	1-2	1-0	2-0	1-2	1-1	0-0	0-0	0-0
29	FRANCO, Dominic	0-0	DND	0-0	DND	DND	DND	DND	CINC	CINC	CINC
44	TEVES, Josh	0-0	1-0	0-1	0-0	0-0	0-0	DND	0-0	0-0	0-0
45	WARREN, Brendan	0-0	0-0	1-0	DND	0-0	0-0	DND	DND	DND	DND
52	ELIOT, Mitch	DND	DND	0-0	DND	DND	0-0	DND	DND	DND	0-0
72	MacINNIS, Ryan	0-0	0-0	1-0	0-0	0-0	0-2	0-0	0-0	1-0	0-1
77	PETERKA, J.J.	0-0	1-2	0-2	0-0	0-0	0-2	0-1	1-0	0-1	0-1
81	MURRAY, Brett	0-0	0-0	BUFF	BUFF	BUFF	BUFF	BUFF	BUFF	1-0	1-0
88	DAVIDSON, Brandon	0-1	0-0	0-1	0-1	1-1	0-0	0-0	0-0	INJ	INJ
91	SCARFO, Ryan	0-0	0-0	0-0	0-0	0-0	0-0	0-0	DND	DND	0-0
1	LUUKKONEN, Ukko-Pekka	L/6	W/3(1)	DNP	L/6/1	DNP	OTW/6	DNP	L/2/2	W/1	L/4
41	HOUSER, MICHAEL	CINC	CINC	CINC	CINC	CINC	CINC	CINC	CINC	DNP	DNP
80	DELL, Aaron	DNP	DNP	W/3	DNP	W/3	DNP	W/3	DNP	BUFF	BUFF

SCORE	2-6	5-3	7-3	3-7	4-3	6-5*	4-3	1-4	5-1	3-4
POWER-PLAY	0-5	0-3	0-1	1-6	1-4	1-1	2-5	0-2	2-4	0-4
PENALTY KILL	2-3	5-6	0-0	2-2	2-3	2-3	2-4	5-6	6-6	2-3
ROCH PIM	15	31	4	20	10	13	10	12	12	13
OPP PIM	39	25	6	28	8	19	12	4	8	15
ROCH SHOTS	27	22	28	33	22	26	24	31	32	28
OPP SHOTS	24	24	30	30	35	33	30	22	42	43
GW/GT GOAL	--	#17	#22	--	#5	#2-OTG	#28	--	#22	--
GW/GT ASSIST	--	#22	#77	--	#17	#77	#5	--	#2	--
EN GOAL	--	#77	--	--	--	--	#24	--	#19	--
FIRST GOAL	#22	--	#22	--	#28	#22	--	--	#14	#14
ROCH SO GOALS	--	--	--	--	--	--	--	--	--	--
OPP SO GOALS	--	--	--	--	--	--	--	--	--	--

* = Overtime Game
 ** = Shootout
 # = Empty Net Goal
 ND = No Decision
 R = Replaced Starting Goalie
 () = Goalie Assist
 DND = Did Not Dress
 DNP = Did Not Play
 VGK = Vegas Golden Knights

REL = Released
 INJ = Injured
 FA = Free Agent
 BUFF = Buffalo Sabres-NHL
 CINC = Cincinnati-ECHL



2021-22 AMERKS 10-GAME SUMMARY

Season in Review

2021-22 ROCHESTER AMERICANS 10-GAME SUMMARY - GAMES 11-17

NO	NAME	11/13 CLEV	11/17 UTIC	11/19 LV	11/20 @Utic	11/24 @Utic	11/26 HERS	11/27 @Syr	12/1 SYR	12/3 SPRG	12/4 @Syr
2	LAAKSONEN, Oskari	0-0	0-1	0-1	DND	0-1	0-1	0-1			
4	SCHULDT, Jimmy	INJ	INJ	INJ	INJ	INJ	INJ	INJ			
5	FITZGERALD, Casey	1-0	0-0	0-0	0-0	1-0	0-0	0-0			
7	PROW, Ethan	0-0	1-0	0-0	0-0	0-0	0-2	0-0			
10	BIRO, Brandon	0-2	0-0	0-0	DND	0-0	0-0	0-1	P	P	P
12	PEKAR, Matej	0-0	0-0	0-0	DND	0-0	0-0	0-0	O	O	O
13	WEISSBACH, Linus	0-1	0-1	1-0	0-0	INJ	INJ	INJ	S	S	S
14	JANKOWSKI, Mark	0-0	0-0	0-0	0-0	0-0	1-2	1-1	T	T	T
16	TISCHKE, Peter	0-0	0-0	0-0	0-0	0-0	0-0	0-0	P	P	P
17	MALONE, Sean	0-0	0-1	0-1	0-0	2-0	1-0	1-1	O	O	O
19	KREBS, Peyton	0-1	0-0	0-0	1-0	0-0	0-3	0-1	N	N	N
22	QUINN, Jack	1-1	0-0	0-1	0-1	0-1	1-2	1-1	E	E	E
23	CRAGGS, Lukas	CINC	CINC	CINC	CINC	CINC	CINC	CINC	D	D	D
24	SAMUELSSON, Mattias	0-1	0-0	0-1	0-0	0-1	0-0	INJ			
25	RUOTSALAINEN, Arttu	BUFF	BUFF	BUFF	BUFF	BUFF	BUFF	BUFF	C	C	C
26	JOBST, Mason	0-0	0-0	0-0	0-0	0-1	1-0	0-1	O	O	O
28	MERSCH, Michael	1-0	0-1	0-0	0-0	0-1	2-0	1-0	V	V	V
29	FRANCO, Dominic	CINC	CINC	CINC	CINC	CINC	CINC	DND	I	I	I
44	TEVES, Josh	0-0	0-0	0-1	1-0	0-0	0-1	0-0	D	D	D
45	WARREN, Brendan	DND	DND	DND	1-0	0-0	0-0	0-0			
52	ELIOT, Mitch	DND	DND	DND	0-0	DND	DND	0-0			
72	MacINNIS, Ryan	0-0	0-0	0-0	0-0	0-1	1-0	0-1			
77	PETERKA, J.J.	1-1	0-0	1-0	0-1	0-0	0-3	0-0			
81	MURRAY, Brett	0-0	1-0	2-0	0-1	1-0	BUFF	BUFF			
88	DAVIDSON, Brandon	INJ	INJ	INJ	INJ	INJ	INJ	INJ			
91	SCARFO, Ryan	DND	DND	DND	0-0	DND	0-0	0-0			
1	LUUKKONEN, Ukko-Pekka	W/0	L/3	DNP	S-L/4	W/2	W/3	DNP			
41	HOUSER, MICHAEL	DNP	DNP	SOW-5	R-ND/1	DNP	DNP	W/2			
80	DELL, Aaron	BUFF	BUFF	BUFF	BUFF	BUFF	BUFF	BUFF			

SCORE	4-0	2-3	5-4**	3-5	4-2#	7-3	4-2#			
POWER-PLAY	0-2	1-6	1-2	1-5	1-3	4-9	3-5			
PENALTY KILL	4-4	3-4	4-5	2-4	2-2	4-4	3-5			
ROCH PIM	13	18	12	19	6	46	10			
OPP PIM	9	12	6	21	8	79	10			
ROCH SHOTS	25	27	24	37	23	20	30			
OPP SHOTS	32	12	32	29	29	40	25			
GW/GT GOAL	#77	--	#22-SOG	--	#81	#17	#22	--	--	--
GW/GT ASSIST	#19	--	--	--	#26	#44	#17	--	--	--
	#22	--	--	--	#72	#77	#72	--	--	--
EN GOAL	--	--	--	--	#17	--	#14	--	--	--
FIRST GOAL	#77	--	#81	--	#17	#28	#28	--	--	--
ROCH SO GOALS	--	--	2-3	--	--	--	--	--	--	--
OPP SO GOALS	--	--	0-2	--	--	--	--	--	--	--

* = Overtime Game
 ** = Shootout
 # = Empty Net Goal
 ND = No Decision
 R = Replaced Starting Goalie
 () = Goalie Assist
 DND = Did Not Dress
 DNP = Did Not Play

REL = Released
 INJ = Injured
 BUFF = Buffalo Sabres-NHL
 CINC = Cincinnati-ECHL



2021-22 AMERKS 10-GAME SUMMARY

Season in Review

2021-22 ROCHESTER AMERICANS 10-GAME SUMMARY - GAMES 18-25

NO	NAME	12/8 UTIC	12/10 LAV	12/14 @Char	12/15 @Char	12/18 @LV	12/19 @Hers	12/22 WBS	12/27 UTIC	12/29 PROV	1/1 @Sprg
2	LAAKSONEN, Oskari	0-1	0-0	0-0	0-0	0-0	0-1			1-0	0-1
4	SCHULDT, Jimmy	INJ	INJ	INJ	INJ	0-0	0-0			COV	COV
5	FITZGERALD, Casey	0-0	0-0	0-0	0-0	BUFF	BUFF			BUFF	BUFF
7	PROW, Ethan	0-0	0-1	0-0	0-1	0-1	1-0			BUFF	BUFF
8	EGE, Wyatt	CINC	CINC	CINC	CINC	CINC	CINC	P	P	CINC	0-0
10	BIRO, Brandon	0-0	1-0	0-0	1-1	0-1	0-0	O	O	1-1	0-2
12	PEKAR, Matej	0-0	SICK	0-0	0-0	0-0	0-0	S	S	COV	COV
13	WEISSBACH, Linus	INJ	INJ	INJ	INJ	INJ	INJ	T	T	0-0	1-0
16	TISCHKE, Peter	0-0	0-0	0-0	0-0	0-0	DND	P	P	0-0	0-0
17	MALONE, Sean	1-2	1-1	0-0	0-0	1-0	0-1	O	O	COV	COV
19	KREBS, Peyton	1-2	0-1	0-1	0-0	0-0	2-0	N	N	BUFF	BUFF
20	CAIRNS, Matthew	CINC	CINC	CINC	CINC	CINC	CINC	E	E	0-0	COV
21	NAZARIAN, ARA	JACK	JACK	JACK	JACK	JACK	JACK	D	D	1-0	0-0
22	QUINN, Jack	SICK	SICK	SICK	SICK	SICK	SICK			SICK	SICK
23	CRAGGS, Lukas	CINC	CINC	DND	DND	CINC	CINC			0-0	0-0
24	SAMUELSSON, Mattias	1-1	0-2	1-0	0-0	0-0	0-0	C	C	COV	COV
25	RUOTSALAINEN, Arttu	0-0	0-1	0-0	0-0	0-1	0-0	O	O	BUFF	0-0
26	JOBST, Mason	0-0	SICK	0-1	0-0	0-0	0-0	V	V	0-0	1-0
28	MERSCH, Michael	1-0	1-0	0-0	0-1	2-1	0-2	I	I	2-2	0-0
29	FRANCO, Dominic	0-0	0-1	0-0	DND	DND	0-0	D	D	0-0	0-0
42	PRITCHARD, Jacob	READ	READ	READ	READ	READ	READ			0-0	0-0
43	GHAFAI, Butrus	TOL	TOL	TOL	TOL	TOL	TOL			DND	0-1
44	TEVES, Josh	0-0	0-2	0-0	0-1	0-0	0-0			0-0	0-0
45	WARREN, Brendan	0-0	0-0	0-0	0-0	0-0	0-2			0-0	0-0
47	BOKA, Nick	DND	CINC	CINC	CINC	CINC	CINC			COV	COV
48	DRAKE, David	READ	READ	READ	READ	READ	READ			0-1	0-0
52	ELIOT, Mitch	DND	1-0	DND	0-0	0-0	0-0			COV	COV
72	MacINNIS, Ryan	0-1	1-0	0-0	0-0	0-2	1-0			0-2	BUFF
77	PETERKA, J.J.	0-1	0-0	0-0	0-0	0-0	0-1			BUFF	1-2
81	MURRAY, Brett	BUFF	BUFF	BUFF	BUFF	BUFF	BUFF			BUFF	BUFF
88	DAVIDSON, Brandon	INJ	INJ	INJ	INJ	INJ	INJ			INJ	INJ
91	SCARFO, Ryan	0-0	0-0	0-0	1-0	0-0	0-0			0-1	0-0
1	LUUKKONEN, Ukko-Pekka	BUFF	BUFF	BUFF	BUFF	BUFF	BUFF			BUFF	BUFF
32	ROBSON, Mat	OTW/3	W/3	S-L/10	DNP	CINC	CINC			COV	COV
41	HOUSER, MICHAEL	DNP	DNP	R-ND/1	L/3/1	DNP	W/3			W/3	L/5
80	DELL, Aaron	BUFF	BUFF	BUFF	DNP	SOW/3	DNP			DND	DND

SCORE	4-3*	5-3#	1-11	2-4	4-3**	4-3			5-3#	3-5
POWER-PLAY	2-2	0-2	0-1	1-4	0-3	1-3			2-4	1-4
PENALTY KILL	2-2	2-2	3-3	3-4	2-2	2-2			5-5	3-5
ROCH PIM	6	4	11	8	2-7	4			13	12
OPP PIM	8	4	7	8	4	6			8	10
ROCH SHOTS	28	33	25	23	33	34			17	30
OPP SHOTS	35	32	33	35	30	33			31	31
GW/GT GOAL	#19	#52	--	--	#77-SOG	#19	--	--	#21	--
GW/GT ASSIST	#17	#7	--	--	--	#45	--	--	#91	--
	#77	#44	--	--	--	--	--	--	--	--
EN GOAL	--	#72	--	--	--	--	--	--	#28	--
FIRST GOAL	--	--	--	#91	--	#72	--	--	#28	#13
ROCH SO GOALS	--	--	--	--	2-2	--	--	--	--	--
OPP SO GOALS	--	--	--	--	1-3	--	--	--	--	--

* = Overtime Game
 ** = Shootout
 # = Empty Net Goal
 ND = No Decision

REL = Released
 INJ = Injured
 BUFF = Buffalo Sabres-NHL
 CINC = Cincinnati-ECHL

R = Replaced Starting Goalie
 () = Goalie Assist
 DND = Did Not Dress
 DNP = Did Not Play

TOL = Toledo-ECHL
 JACK = Jacksonville-ECHL
 READ = Reading-ECHL
 COV = Covid Protocol



2021-22 AMERKS 10-GAME SUMMARY

Season in Review

2021-22 ROCHESTER AMERICANS 10-GAME SUMMARY - GAMES 26-35

NO	NAME	1/2 @Hart	1/5 SYR	1/7 HART	1/8 @Syr	1/12 UTIC	1/14 BELL	1/15 BELL	1/19 SYR	1/21 @Clev	1/22 @Clev
2	LAAKSONEN, Oskari	0-0	0-0	0-0	1-0	0-4	COV	COV	COV	0-2	0-0
4	SCHULDT, Jimmy	COV	0-0	0-0	0-0	0-1	0-1	0-0	0-0	0-0	0-0
5	FITZGERALD, Casey	BUFF	BUFF	BUFF	BUFF	0-2	0-0	0-0	0-0	0-0	0-0
7	PROW, Ethan	BUFF	BUFF	0-1	0-0	0-0	0-0	1-2	0-0	0-0	0-1
8	EGE, Wyatt	0-1	0-0	CINC	CINC	CINC	CINC	CINC	CINC	CINC	CINC
10	BIRO, Brandon	1-0	0-0	COV	COV	1-2	0-1	0-2	0-0	0-1	0-1
12	PEKAR, Matej	COV	COV	COV	0-0	1-0	0-1	0-0	0-0	0-0	0-0
13	WEISSBACH, Linus	0-0	0-1	1-0	0-0	0-0	1-0	0-1	0-0	0-2	1-0
16	TISCHKE, Peter	0-0	0-0	COV	COV	COV	COV	COV	0-1	0-0	0-0
17	MALONE, Sean	COV	COV	INJ	INJ	INJ	INJ	INJ	INJ	INJ	INJ
19	KREBS, Peyton	BUFF	BUFF	BUFF	BUFF	BUFF	BUFF	BUFF	BUFF	BUFF	BUFF
20	CAIRNS, Matthew	COV	COV	COV	COV	DND	0-0	CINC	CINC	CINC	CINC
21	NAZARIAN, ARA	0-0	COV	COV	COV	COV	0-1	0-0	0-0	1-0	0-0
22	QUINN, Jack	SICK	0-0	1-1	0-0	1-3	0-0	4-0	1-0	BUFF	BUFF
23	CRAGGS, Lukas	0-0	0-0	0-0	DND	0-0	0-1	0-0	0-0	DND	DND
24	SAMUELSSON, Mattias	COV	COV	COV	0-0	0-1	0-0	0-2	BUFF	BUFF	BUFF
25	RUOTSALAINEN, Arttu	1-2	0-0	1-2	0-1	2-0	0-0	0-2	0-0	1-0	0-0
26	JOBST, Mason	0-2	0-0	0-1	0-0	1-0	COV	COV	COV	COV	COV
27	POLINO, Patrick	CINC	CINC	CINC	CINC	0-0	1-0	0-0	0-0	0-0	0-0
28	MERSCH, Michael	0-0	0-0	0-1	0-0	0-1	1-0	0-1	0-1	0-1	1-0
29	FRANCO, Dominic	0-0	0-0	0-0	0-0	0-0	0-1	0-0	0-0	0-0	0-0
43	GHAFARI, Butrus	0-0	TOL	TOL	TOL	TOL	TOL	TOL	TOL	TOL	TOL
44	TEVES, Josh	0-0	0-1	0-0	0-0	COV	COV	0-0	0-0	0-1	0-0
45	WARREN, Brendan	0-0	0-0	0-0	0-0	0-0	COV	COV	1-0	0-0	0-0
47	BOKA, Nick	COV	COV	0-1	0-0	DND	0-0	0-0	0-0	DND	DND
48	DRAKE, David	0-0	0-0	READ	READ	READ	READ	READ	READ	READ	READ
52	ELIOT, Mitch	COV	COV	0-0	0-0	1-0	0-0	0-0	0-0	0-0	DND
72	MacINNIS, Ryan	0-0	1-0	2-0	0-0	COV	COV	COV	COV	1-0	0-0
77	PETERKA, J.J.	1-1	0-0	0-1	COV	COV	COV	COV	COV	1-0	1-2
81	MURRAY, Brett	BUFF	BUFF	0-0	0-0	BUFF	BUFF	BUFF	BUFF	BUFF	BUFF
88	DAVIDSON, Brandon	INJ	INJ	INJ	INJ	INJ	INJ	INJ	INJ	INJ	INJ
91	SCARFO, Ryan	1-1	0-0	0-0	0-0	0-0	0-0	0-0	COV	COV	0-1
1	LUUKKONEN, Ukko-Pekka	BUFF	BUFF	BUFF	BUFF	BUFF	BUFF	BUFF	BUFF	BUFF	BUFF
32	ROBSON, Mat	COV	COV	COV	COV	W/6	SOL/3	DNP	OTL/3	W/1	DNP
35	WILLIAMS, Charles	JACK	JACK	JACK	JACK	JACK	DND	OTL/6	DNP	DNP	L/5/2
41	HOUSER, MICHAEL	W/3	L/2	DNP	L/2/1	BUFF	BUFF	BUFF	BUFF	BUFF	BUFF
80	DELL, Aaron	DND	DNP	W/2	DNP	BUFF	BUFF	BUFF	BUFF	BUFF	BUFF
SCORE		4-3	1-2	5-2#	1-3#	7-6	3-4**	5-6*	2-3*	4-1#	3-7##
POWER-PLAY		0-1	0-5	1-4	1-3	3-6	0-6	2-3	0-3	1-5	1-3
PENALTY KILL		1-1	2-3	8-8	0-2	2-3	3-3	1-2	1-1	4-5	1-2
ROCH PIM		2	11	20	11	10	10	4	2	12	6
OPP PIM		2	15	12	13	27	16	6	6	12	8
ROCH SHOTS		26	18	33	31	28	24	26	30	25	34
OPP SHOTS		39	16	30	32	29	36	35	28	36	27
GW/GT GOAL		#25	--	#13	--	#22	--	--	--	#25	--
GW/GT ASSIST		#8	--	#25	--	#2	--	--	--	#2	--
		#26	--	#26	--	#10	--	--	--	#10	--
EN GOAL		--	--	#72	--	--	--	--	--	#72	--
FIRST GOAL		--	--	#72	--	#26	--	--	#22	#77	#28
ROCH SO GOALS		--	--	--	--	--	1-4	--	--	--	--
OPP SO GOALS		--	--	--	--	--	2-4	--	--	--	--

* = Overtime Game
 ** = Shootout
 # = Empty Net Goal
 ND = No Decision

REL = Released
 INJ = Injured
 BUFF = Buffalo Sabres-NHL
 CINC = Cincinnati-ECHL

R = Replaced Starting Goalie
 () = Goalie Assist
 DND = Did Not Dress
 DNP = Did Not Play

TOL = Toledo-ECHL
 JACK = Jacksonville-ECHL
 READ = Reading-ECHL
 COV = Covid Protocol



2021-22 AMERKS 10-GAME SUMMARY

Season in Review

2021-22 ROCHESTER AMERICANS 10-GAME SUMMARY - GAMES 36-45

NO	NAME	1/28 SYR	1/29 UTIC	2/2 CHAR	2/4 CHAR	2/5 @Tor	2/9 WBS	2/11 @Prov	2/12 @Hart	2/15 @Bgpt	2/18 @Utic
2	LAAKSONEN, Oskari	0-0	0-0	0-1	0-0	0-0	0-0	0-0	SICK	0-0	0-0
4	SCHULDT, Jimmy	0-1	0-0	0-0	0-0	0-0	0-1	0-0	0-0	0-0	0-0
5	FITZGERALD, Casey	BUFF	BUFF	BUFF	BUFF	BUFF	BUFF	BUFF	BUFF	BUFF	BUFF
7	PROW, Ethan	0-1	0-2	0-1	0-0	0-1	1-0	1-0	0-0	0-1	0-1
10	BIRO, Brandon	0-1	1-0	1-1	0-2	0-0	0-2	0-2	SICK	1-1	0-0
12	PEKAR, Matej	0-0	0-0	0-0	0-0	0-0	0-0	0-0	0-0	0-0	0-0
13	WEISSBACH, Linus	0-0	0-0	0-1	1-1	0-1	0-0	0-0	0-0	0-2	0-0
16	TISCHKE, Peter	0-0	0-0	0-0	0-0	1-0	DND	0-0	0-0	SICK	0-1
17	MALONE, Sean	INJ	INJ	INJ	INJ	INJ	INJ	INJ	INJ	INJ	INJ
18	HOLMSTROM, Ben	SC	SC	SC	SC	SC	0-1	0-0	0-0	0-0	0-0
19	KREBS, Peyton	BUFF	BUFF	BUFF	0-0	0-1	BUFF	BUFF	BUFF	BUFF	BUFF
21	NAZARIAN, Ara	DND	DND	DND	DND	0-0	JACK	JACK	JACK	JACK	JACK
22	QUINN, Jack	BUFF	BUFF	BUFF	BUFF	BUFF	BUFF	BUFF	BUFF	BUFF	BUFF
23	CRAGGS, Lukas	COV	COV	0-0	DND	CINC	DND	CINC	CINC	CINC	DND
24	SAMUELSSON, Mattias	BUFF	BUFF	BUFF	0-0	0-0	BUFF	BUFF	BUFF	BUFF	BUFF
25	RUOTSALAINEN, Arttu	0-0	0-0	1-1	0-0	0-1	0-1	0-1	INJ	0-0	0-1
26	JOBST, Mason	INJ	INJ	INJ	INJ	INJ	INJ	INJ	INJ	INJ	INJ
27	POLINO, Patrick	0-0	DND	0-0	0-0	DND	0-0	0-0	0-0	SICK	1-0
28	MERSCH, Michael	0-1	1-0	0-1	0-0	0-0	0-0	0-0	0-0	0-0	0-0
29	FRANCO, Dominic	0-0	0-0	0-0	DND	0-0	DND	0-0	0-0	0-0	0-1
42	HOWDESHHELL, Keeghan	TOL	TOL	TOL	TOL	TOL	0-0	DND	0-0	DND	REL
44	TEVES, Josh	0-0	0-1	0-0	0-1	0-0	0-0	0-0	0-0	0-0	0-0
45	WARREN, Brendan	0-0	0-0	1-0	0-0	0-0	0-0	0-0	0-0	0-0	0-0
47	BOKA, Nick	DND	0-0	DND	DND	CINC	DND	DND	1-0	0-0	DND
52	ELIOT, Mitch	0-0	0-0	0-0	0-0	DND	0-0	DND	0-0	0-1	DND
72	MacINNIS, Ryan	2-0	0-0	INJ	INJ	INJ	INJ	INJ	INJ	INJ	INJ
77	PETERKA, J.J.	0-0	0-1	1-1	1-0	0-0	1-1	0-1	0-0	2-0	0-0
81	MURRAY, Brett	0-0	0-0	1-1	0-0	1-0	1-0	1-0	0-0	0-1	1-0
88	DAVIDSON, Brandon	INJ	INJ	INJ	INJ	INJ	0-0	0-0	DND	0-0	0-0
91	SCARFO, Ryan	0-0	0-0	0-1	0-0	0-0	0-0	0-0	0-1	0-0	0-0
1	LUUKKONEN, Ukko-Pekka	BUFF	BUFF	BUFF	BUFF	BUFF	BUFF	SOL/2	DND	OTW/2	L/3/1
31	PARKS, Tyler	ATL	DNP	DND	DND	DNP	DND	ATL	ATL	ATL	ATL
32	ROBSON, Mat	W/1	L/3/1	DNP	DNP	L/4/1	CINC	CINC	CINC	CINC	CINC
35	WILLIAMS, Charles	DNP	DND	JACK	JACK	JACK	JACK	JACK	JACK	JACK	JACK
41	HOUSER, MICHAEL	BUFF	BUFF	BUFF	DND	DNP	DND	DNP	DNP	DND	CINC
80	DELL, Aaron	BUFF	BUFF	W/1	L/4/1	DND	W/1	DNP	OTL/2	DNP	DNP
SCORE		2-1	2-4#	5-1	2-5#	2-5#	3-1#	2-3**	1-2*	3-2*	2-4#
POWER-PLAY		1-1	0-1	0-1	0-3	1-3	0-3	0-4	0-1	1-3	0-6
PENALTY KILL		1-1	4-6	2-3	3-4	3-4	2-2	6-6	2-2	4-4	4-5
ROCH PIM		4	17	6	15	13	6	24	6	15	22
OPP PIM		4	7	2	23	11	6	10	4	13	24
ROCH SHOTS		22	30	33	26	32	20	26	31	30	28
OPP SHOTS		26	27	36	23	31	33	26	26	34	30
GW/GT GOAL		#72	--	#81	--	--	#7	--	--	#77	--
GW/GT ASSIST		#7	--	#28	--	--	#18	--	--	#7	--
		#28	--	#25	--	--	#77	--	--	#10	--
EN GOAL		--	--	--	--	--	#77	--	--	--	--
FIRST GOAL		--	#10	#10	--	--	--	--	--	#77	--
ROCH SO GOALS		--	--	--	--	--	--	0-2	--	--	--
OPP SO GOALS		--	--	--	--	--	--	2-3	--	--	--

* = Overtime Game
 ** = Shootout
 # = Empty Net Goal
 ND = No Decision
 R = Replaced Starting Goalie

REL = Released
 INJ = Injured
 BUFF = Buffalo Sabres-NHL
 CINC = Cincinnati-ECHL
 COV = Covid Protocol

() = Goalie Assist
 DND = Did Not Dress
 DNP = Did Not Play
 TOL = Toledo-ECHL

JACK = Jacksonville-ECHL
 ATL = Atlanta-ECHL
 SC = South Carolina-ECHL



2021-22 AMERKS 10-GAME SUMMARY

Season in Review

2021-22 ROCHESTER AMERICANS 10-GAME SUMMARY - GAMES 46-55

NO	NAME	2/19 @Syr	2/20 LAV	2/25 @Syr	2/26 TOR	2/27 @Tor	3/2 SYR	3/4 @Bell	3/5 @Bell	3/9 LAV	3/11 SYR
2	LAAKSONEN, Oskari	1-1	0-0	0-0	0-0	0-0	0-0	0-0	0-0	0-0	0-0
4	SCHULDT, Jimmy	0-0	0-0	0-0	0-0	0-0	0-0	0-1	0-1	1-0	0-0
5	FITZGERALD, Casey	BUFF	BUFF	BUFF	BUFF	BUFF	BUFF	BUFF	BUFF	BUFF	BUFF
7	PROW, Ethan	0-1	0-1	1-0	0-0	1-0	0-0	0-0	1-0	0-1	0-1
10	BIRO, Brandon	1-0	0-0	BUFF	0-0	INJ	INJ	INJ	INJ	INJ	INJ
12	PEKAR, Matej	DND	0-0	0-0	0-0	0-0	0-0	DND	DND	0-0	0-1
13	WEISSBACH, Linus	0-2	0-0	0-0	0-0	0-3	0-0	1-0	0-1	0-0	0-0
16	TISCHKE, Peter	0-0	INJ	INJ	INJ	0-0	0-0	DND	1-0	DND	0-0
17	MALONE, Sean	INJ	INJ	INJ	INJ	INJ	INJ	INJ	INJ	1-0	INJ
18	HOLMSTROM, Ben	0-0	0-0	0-0	0-0	0-0	0-1	0-0	0-0	0-0	0-0
19	KREBS, Peyton	BUFF	BUFF	BUFF	BUFF	BUFF	BUFF	BUFF	BUFF	BUFF	BUFF
21	NAZARIAN, Ara	JACK	JACK	0-0	0-0	DND	DND	DND	DND	0-0	DND
22	QUINN, Jack	BUFF	BUFF	BUFF	BUFF	BUFF	DND	0-0	1-2	INJ	INJ
23	CRAGGS, Lukas	DND	0-0	0-0	DND	0-0	DND	0-0	0-0	DND	0-0
24	SAMUELSSON, Mattias	BUFF	BUFF	BUFF	BUFF	BUFF	BUFF	BUFF	BUFF	BUFF	BUFF
25	RUOTSALAINEN, Arttu	0-1	0-0	0-0	0-0	2-1	2-0	2-1	0-1	0-2	0-0
26	JOBST, Mason	INJ	INJ	INJ	INJ	INJ	INJ	INJ	INJ	INJ	INJ
27	POLINO, Patrick	0-0	0-0	INJ	INJ	INJ	INJ	INJ	INJ	INJ	INJ
28	MERSCH, Michael	0-0	INJ	INJ	INJ	INJ	INJ	INJ	INJ	INJ	INJ
29	FRANCO, Dominic	0-0	0-0	0-1	0-0	DND	DND	0-0	0-0	INJ	INJ
36	PASTUJOV, Nick	KC	KC	0-0	0-0	1-0	0-0	0-0	0-1	0-0	1-0
42	DOREMUS, JACK	TUL	TUL	TUL	TUL	TUL	0-0	0-0	DND	0-0	DND
44	TEVES, Josh	0-0	0-0	0-0	0-0	0-0	1-0	0-0	DND	0-0	0-1
45	WARREN, Brendan	0-0	0-0	0-0	0-0	0-0	0-0	0-0	0-0	0-0	0-0
47	BOKA, Nick	0-0	0-0	DND	DND	0-0	0-0	DND	1-0	DND	0-0
52	ELIOT, Mitch	DND	0-0	0-0	0-0	0-1	0-2	0-0	0-0	0-0	0-0
72	MacINNIS, Ryan	INJ	INJ	INJ	INJ	INJ	INJ	INJ	INJ	INJ	INJ
77	PETERKA, J.J.	0-1	0-0	0-2	0-0	0-1	0-1	0-1	0-1	0-0	0-0
81	MURRAY, Brett	0-0	0-0	1-0	0-0	1-3	0-1	0-1	1-0	0-1	1-0
88	DAVIDSON, Brandon	0-0	DND	0-0	0-0	0-0	0-1	0-0	0-0	0-0	0-0
91	SCARFO, Ryan	1-0	1-0	0-0	0-0	0-1	0-0	0-0	0-1	0-0	0-1
1	LUUKKONEN, Ukko-Pekka	DNP	L/4/1	OTW/1	DNP	W/3	S-L/5	DNP	L/6(1)	DNP	L/3
32	ROBSON, Mat	CINC	CINC	CINC	CINC	CINC	CINC	CINC	CINC	CINC	CINC
41	HOUSER, MICHAEL	CINC	CINC	CINC	CINC	CINC	CINC	CINC	CINC	CINC	CINC
80	DELL, Aaron	L/5/1	DNP	DNP	L/3/1	DNP	R-ND/0	OTW/2	DNP	L/7	DNP
SCORE		3-6#	1-5#	2-1*	0-4#	5-3#	6-3#	3-2*	5-6	2-7	2-3
POWER-PLAY		3-5	0-5	0-1	0-5	3-8	0-3	0-6	2-6	1-4	0-3
PENALTY KILL		3-4	3-4	2-2	5-6	3-3	4-5	5-5	3-4	3-4	2-3
ROCH PIM		17	13	6	19	17	30	10	41	10	24
OPP PIM		21	25	4	17	34	16	12	35	10	11
ROCH SHOTS		30	30	23	22	32	24	21	28	36	16
OPP SHOTS		31	28	55	40	36	33	33	32	37	43
GW/GT GOAL		--	--	#7	--	#36	--	#25	--	--	--
GW/GT ASSIST		--	--	#77	--	#52	--	#4	--	--	--
		--	--	--	--	#91	--	#77	--	--	--
EN GOAL		--	--	--	--	--	--	--	--	--	--
FIRST GOAL		--	--	--	--	#25	--	--	--	--	#36
ROCH SO GOALS		--	--	--	--	--	--	--	--	--	--
OPP SO GOALS		--	--	--	--	--	--	--	--	--	--

* = Overtime Game
 ** = Shootout
 # = Empty Net Goal
 ND = No Decision
 R = Replaced Starting Goalie
 () = Goalie Assist

REL = Released
 INJ = Injured
 BUFF = Buffalo Sabres-NHL
 CINC = Cincinnati-ECHL
 JACK = Jacksonville-ECHL
 KC = Kansas City-ECHL

DND = Did Not Dress
 DNP = Did Not Play

TUL = Tulsa-ECHL
 DNR = Did Not Report



2021-22 AMERKS 10-GAME SUMMARY

Season in Review

2021-22 ROCHESTER AMERICANS 10-GAME SUMMARY - GAMES 56-65

NO	NAME	3/12 @Utic	3/13 @Syr	3/18 CLEV	3/19 CLEV	3/25 TOR	3/26 @Syr	3/27 BGPT	3/30 UTIC	4/1 @Clev	4/2 @Clev
2	LAAKSONEN, Oskari	0-0	1-1	0-1	0-0	0-1	0-0	0-0	0-0	0-0	0-1
3	ALT, Mark	SJ	SJ	SJ	SJ	SJ	SJ	SJ	0-0	0-1	0-0
4	SCHULDT, Jimmy	1-0	0-0	0-2	0-0	0-0	0-0	0-0	1-0	0-0	0-0
5	FITZGERALD, Casey	BUFF	BUFF	BUFF	BUFF	BUFF	BUFF	BUFF	BUFF	BUFF	BUFF
7	PROW, Ethan	0-0	INJ	INJ	0-1	0-1	0-1	0-1	0-1	0-0	0-0
10	BIRO, Brandon	INJ	INJ	INJ	INJ	INJ	INJ	INJ	INJ	INJ	INJ
11	ROUSEK, Lukas	INJ	INJ	0-0	0-0	0-0	0-0	0-0	0-0	0-1	0-0
12	PEKAR, Matej	0-0	0-0	INJ	INJ	INJ	INJ	INJ	INJ	INJ	INJ
13	WEISSBACH, Linus	1-0	1-1	0-1	0-0	0-0	0-0	1-0	0-0	0-0	0-0
14	JANKOWSKI, Mark	BUFF	BUFF	0-2	1-1	0-0	0-0	1-1	0-2	0-1	1-0
16	TISCHKE, Peter	INJ	INJ	INJ	INJ	INJ	INJ	INJ	INJ	INJ	INJ
17	MALONE, Sean	INJ	INJ	INJ	INJ	2-0	DND	0-1	0-1	DND	2-1
18	HOLMSTROM, Ben	0-1	0-0	0-1	0-1	0-0	0-0	0-0	0-0	SUSP	SUSP
19	KREBS, Peyton	BUFF	BUFF	BUFF	BUFF	BUFF	BUFF	BUFF	BUFF	BUFF	BUFF
21	NAZARIAN, Ara	0-0	0-0	JACK	JACK	JACK	JACK	JACK	JACK	JACK	JACK
22	QUINN, Jack	INJ	INJ	1-2	1-2	0-0	0-0	1-0	1-2	0-1	0-1
23	CRAGGS, Lukas	1-0	0-0	DND	DND	DND	DND	DND	CINC	CINC	CINC
24	SAMUELSSON, Mattias	BUFF	BUFF	BUFF	BUFF	BUFF	BUFF	BUFF	BUFF	BUFF	BUFF
25	RUOTSALAINEN, Arttu	0-1	0-1	1-0	1-1	0-1	1-0	1-2	0-0	0-1	1-0
26	JOBST, Mason	INJ	INJ	INJ	INJ	INJ	INJ	INJ	SJ	SJ	SJ
27	POLINO, Patrick	INJ	INJ	INJ	INJ	INJ	INJ	INJ	INJ	INJ	INJ
28	MERSCH, Michael	INJ	INJ	1-1	1-0	0-0	0-1	0-1	2-0	0-0	0-1
29	FRANCO, Dominic	INJ	INJ	CINC	CINC	CINC	CINC	CINC	CINC	CINC	CINC
36	PASTUJOV, Nick	0-0	0-0	DND	DND	KC	KC	KC	KC	KC	KC
42	DOREMUS, JACK	0-1	0-0	TUL	TUL	TUL	TUL	TUL	TUL	TUL	TUL
44	TEVES, Josh	0-0	0-0	0-0	1-0	0-0	0-0	0-1	0-1	1-0	0-0
45	WARREN, Brendan	0-0	0-0	0-0	0-0	DND	DND	DND	DND	0-0	DND
47	BOKA, Nick	0-0	0-0	0-0	1-0	0-0	0-0	DND	DND	DND	0-0
51	OLISCHEFSKI, Kohen	DU	DU	DU	DU	DND	0-0	DND	0-0	0-0	DND
52	ELIOT, Mitch	0-0	0-0	0-0	0-1	0-0	SICK	0-0	0-0	0-0	0-2
70	KNOEPKE, Nate	UNO	UNO	0-0	0-0	DND	0-0	0-0	DND	DND	DND
72	MacINNIS, Ryan	INJ	INJ	INJ	INJ	0-1	0-0	0-0	0-0	0-1	0-1
77	PETERKA, J.J.	0-1	1-0	2-0	0-1	0-0	0-0	1-0	0-0	3-0	2-1
81	MURRAY, Brett	0-0	0-2	0-0	0-1	0-0	0-0	0-3	0-0	0-0	0-0
88	DAVIDSON, Brandon	INJ	0-0	0-0	INJ	INJ	INJ	INJ	INJ	INJ	INJ
91	SCARFO, Ryan	0-0	0-0	0-0	0-0	0-0	0-0	0-0	DND	0-0	0-0
1	LUUKKONEN, Ukko-Pekka	DNP	OTL/4	DNP	OTW/5	SOL/2	DNP	OTL/6	W/3	L/5	DNP
80	DELL, Aaron	W/2	DNP	W/4	DNP	DNP	L/4/1	DNP	DNP	DNP	W/2
SCORE		3-2	3-4*	5-4	6-5*	2-3**	1-5#	5-6*	4-3	4-5	6-2
POWER-PLAY		0-2	1-3	1-2	1-4	1-4	0-2	2-4	2-3	0-4	0-4
PENALTY KILL		4-4	3-4	2-3	1-1	4-4	2-3	2-2	2-3	1-3	5-6
ROCH PIM		18	8	6	4	8	8	6	16	6	17
OPP PIM		4	6	4	10	8	6	10	6	8	23
ROCH SHOTS		19	25	22	24	28	27	30	23	42	29
OPP SHOTS		35	44	35	39	30	37	46	33	34	38
GW/GT GOAL		#13	--	#77	#14	--	--	--	#22	--	#17
GW/GT ASSIST		#25	--	#14	#7	--	--	--	#14	--	#77
		#77	--	#22	#22	--	--	--	--	--	--
EN GOAL		--	--	--	--	--	--	--	--	--	--
FIRST GOAL		#4	#2	--	#22	#17	--	#22	--	--	#77
ROCH SO GOALS		--	--	--	--	0-3	--	--	--	--	--
OPP SO GOALS		--	--	--	--	1-2	--	--	--	--	--

* = Overtime Game

** = Shootout

= Empty Net Goal

ND = No Decision

R = Replaced Starting Goalie

() = Goalie Assist

REL = Released

INJ = Injured

BUFF = Buffalo Sabres-NHL

CINC = Cincinnati-ECHL

UNO = University of Nebraska-Omaha-NCHC

JACK = Jacksonville-ECHL

SJ = San Jose-AHL

DND = Did Not Dress

DNP = Did Not Play

TUL = Tulsa-ECHL

DU = Denver University-NCHC



2021-22 AMERKS 10-GAME SUMMARY

Season in Review

2021-22 ROCHESTER AMERICANS 10-GAME SUMMARY - GAMES 66-76

NO	NAME	4/6 @Lav	4/8 @Lav	4/9 @Bell	4/13 LAV	4/15 BELL	4/16 HART	4/19 SPRG	4/22 @Utic	4/23 CLEV	4/24 @Clev	4/29 UTIC
2	LAAKSONEN, Oskari	0-0	0-0	0-1	0-0	0-0	0-1	0-0	0-0	0-1	0-0	0-0
3	ALT, Mark	0-0	0-0	0-0	0-0	0-0	0-0	0-0	0-0	0-0	0-0	0-0
4	SCHULDT, Jimmy	0-0	0-1	1-0	0-0	0-0	0-0	0-0	0-0	0-0	0-0	0-2
5	FITZGERALD, Casey	BUFF	BUFF	BUFF	BUFF	BUFF	BUFF	BUFF	BUFF	BUFF	BUFF	0-3
7	PROW, Ethan	0-1	0-0	0-0	1-0	0-1	0-1	0-2	0-1	0-1	0-0	0-1
10	BIRO, Brandon	INJ	INJ	INJ	0-1	1-0	0-1	0-0	0-0	1-0	0-0	1-0
11	ROUSEK, Lukas	0-0	0-0	0-1	0-0	0-0	0-0	0-0	0-0	1-0	0-0	0-1
12	PEKAR, Matej	INJ	INJ	INJ	INJ	INJ	INJ	INJ	INJ	INJ	INJ	INJ
13	WEISSBACH, Linus	0-0	1-0	0-0	1-0	0-0	0-0	0-0	0-0	0-0	0-0	1-0
14	JANKOWSKI, Mark	0-0	0-0	0-0	1-0	0-0	1-0	0-1	0-0	0-0	0-0	0-2
16	TISCHKE, Peter	INJ	INJ	INJ	INJ	INJ	INJ	INJ	INJ	INJ	INJ	INJ
17	MALONE, Sean	1-0	1-0	0-1	1-0	0-0	0-0	1-0	1-0	0-0	0-0	1-0
18	HOLMSTROM, Ben	SUSP	SUSP	SUSP	SUSP	SUSP	SUSP	DND	DND	0-1	0-0	DND
19	KREBS, Peyton	BUFF	BUFF	BUFF	BUFF	BUFF	BUFF	BUFF	BUFF	BUFF	BUFF	BUFF
22	QUINN, Jack	0-0	0-1	2-1	0-2	0-0	0-0	0-1	0-2	0-0	0-0	1-1
24	SAMUELSSON, Mattias	BUFF	BUFF	BUFF	BUFF	BUFF	BUFF	BUFF	BUFF	BUFF	BUFF	BUFF
25	RUOTSALAINEN, Arttu	0-0	1-1	0-1	0-2	0-1	0-0	0-0	0-0	0-1	0-0	0-0
28	MERSCH, Michael	1-0	0-0	0-2	0-1	0-0	1-0	1-0	0-0	0-0	0-0	0-1
43	BLOOM, Josh	SAG	SAG	SAG	SAG	SAG	SAG	DND	DND	DND	DND	DND
44	TEVES, Josh	0-0	0-0	0-0	0-1	0-0	0-0	0-0	0-0	0-0	0-0	1-1
45	WARREN, Brendan	DND	0-0	DND	DND	DND	DND	DND	DND	DND	DND	DND
47	BOKA, Nick	0-0	DND	0-0	DND	0-0	DND	DND	DND	DND	DND	DND
51	OLISCHEFSKI, Kohen	DND	DND	DND	DND	DND	DND	DND	DND	DND	DND	DND
52	ELIOT, Mitch	0-0	0-0	1-0	0-0	0-0	0-0	0-0	0-0	0-0	0-0	0-0
70	KNOEPKE, Nate	DND	DND	DND	DND	DND	DND	DND	DND	DND	DND	DND
72	MacINNIS, Ryan	0-2	0-0	0-0	0-1	0-0	0-0	0-0	0-0	0-0	0-0	0-0
77	PETERKA, J.J.	0-0	0-0	2-2	0-0	0-0	0-1	0-0	1-0	0-0	0-0	3-1
81	MURRAY, Brett	0-0	0-0	0-1	0-0	0-0	0-0	0-0	0-0	0-0	0-0	0-1
88	DAVIDSON, Brandon	INJ	INJ	INJ	INJ	INJ	INJ	INJ	INJ	INJ	INJ	INJ
91	SCARFO, Ryan	0-0	0-0	0-0	0-0	0-0	0-0	0-0	0-0	DND	DND	DND
1	LUUKKONEN, Ukko-Pekka	DNP	OTL/4	DNP	OTW/3	L/2	W/1	SOW/2	OTW/3	L/3/1	DNP	S-W/0
80	DELL, Aaron	L/5/1	DNP	W/2	DNP	DNP	DNP	DNP	DNP	DNP	L/2	R-ND/1
SCORE		2-6#	3-4*	6-2	4-3*	1-2	2-1	3-2**	2-3*	2-4#	0-2	8-1
POWER-PLAY		0-3	0-2	4-7	2-6	1-7	2-2	0-3	0-3	1-4	0-4	1-3
PENALTY KILL		3-5	2-3	3-3	2-4	3-4	3-4	2-2	2-3	1-2	1-2	2-2
ROCH PIM		10	6	17	10	17	13	4	6	6	8	16
OPP PIM		6	4	25	14	23	9	6	6	10	12	28
ROCH SHOTS		31	19	24	33	29	27	35	28	34	38	35
OPP SHOTS		36	44	32	30	27	37	25	35	26	22	29
GW/GT GOAL		--	--	#22	#7	--	#14	#25-SOG	--	--	--	#17
GW/GT ASSIST		--	--	#2	#22	--	#7	--	--	--	--	#7
		--	--	#28	#72	--	#10	--	--	--	--	#28
EN GOAL		--	--	--	--	--	--	--	--	--	--	--
FIRST GOAL		#17	--	#52	#13	--	#28	#28	#77	#11	--	#22
ROCH SO GOALS		--	--	--	--	--	--	3-4	--	--	--	--
OPP SO GOALS		--	--	--	--	--	--	2-4	--	--	--	--

*= Overtime Game
 **= Shootout
 #= Empty Net Goal
 ND= No Decision
 R= Replaced Starting Goalie

REL= Released
 INJ= Injured
 BUFF= Buffalo Sabres-NHL
 CINC= Cincinnati-ECHL
 SAG= Saginaw-OHL

()= Goalie Assist
 DND= Did Not Dress
 DNP= Did Not Play



ROCHESTER AMERICANS 2022 FINAL PLAYOFF STATISTICS

Season in Review

2022 FINAL PLAYOFF STATISTICS

No.	PLAYER	POS	GP	G	A	PTS	+/-	PIM	PP	PPA	SHG	SHA	GW	FG	IG	OT	UA	EN	SH	SH%
25	Arttu Ruotsalainen	C	10	8	4	12	2	4	4	0	0	0	2	2	0	2	0	0	37	21.6
77	* JJ Peterka	RW	10	7	5	12	0	6	2	1	0	0	1	1	0	1	0	0	44	15.9
19	* Peyton Krebs	LW	10	0	11	11	1	4	0	3	0	0	0	0	0	0	0	0	15	0.0
14	Mark Jankowski	C	10	6	1	7	1	2	1	1	0	0	0	2	1	0	2	1	22	27.3
5	Casey Fitzgerald	D	10	2	5	7	-6	11	0	3	0	0	0	1	0	0	0	0	19	10.5
17	Sean Malone	C	10	2	5	7	0	4	0	2	0	0	1	0	0	0	0	0	14	14.3
81	Brett Murray	LW	10	3	3	6	0	4	0	0	0	0	1	0	0	1	1	0	18	16.7
11	* Lukas Rousek	RW	10	2	4	6	0	0	0	1	0	0	0	0	0	0	0	0	7	28.6
4	Jimmy Schuldt	D	10	1	3	4	2	4	0	0	0	0	0	0	0	0	0	0	18	5.6
7	Ethan Prow	D	10	0	4	4	-3	0	0	1	0	0	0	0	0	0	0	0	17	0.0
10	* Brandon Biro	LW	10	1	2	3	2	0	0	0	0	0	0	0	0	0	0	0	15	6.7
44	Josh Teves	D	7	0	2	2	1	2	0	0	0	0	0	0	0	0	0	0	7	0.0
3	Mark Alt	D	10	0	2	2	3	0	0	0	0	0	0	0	0	0	0	0	4	0.0
22	* Jack Quinn	RW	10	0	2	2	-8	6	0	1	0	0	0	0	0	0	0	0	28	0.0
2	Oskari Laaksonen	D	2	0	1	1	-1	0	0	1	0	0	0	0	0	0	0	0	0	0.0
72	Ryan MacInnis	C	10	0	1	1	-4	2	0	0	0	0	0	0	0	0	0	0	17	0.0
91	Ryan Scarfo	C	1	0	0	0	-1	4	0	0	0	0	0	0	0	0	0	0	0	0.0
13	* Linus Weissbach	LW	1	0	0	0	0	0	0	0	0	0	0	0	0	0	0	0	0	0.0
47	Nick Boka	D	2	0	0	0	-1	14	0	0	0	0	0	0	0	0	0	0	2	0.0
18	Ben Holmstrom	C	2	0	0	0	-3	16	0	0	0	0	0	0	0	0	0	0	2	0.0
41	Michael Houser	G	2	0	0	0	0	0	0	0	0	0	0	0	0	0	0	0	0	0.0
45	* Brendan Warren	LW	2	0	0	0	-1	0	0	0	0	0	0	0	0	0	0	0	2	0.0
52	Mitch Eliot	D	4	0	0	0	-1	4	0	0	0	0	0	0	0	0	0	0	4	0.0
28	Michael Mersch	LW	5	0	0	0	-4	0	0	0	0	0	0	0	0	0	0	0	11	0.0
88	Brandon Davidson	D	6	0	0	0	-7	10	0	0	0	0	0	0	0	0	0	0	4	0.0
16	* Peter Tischke	D	8	0	0	0	-2	15	0	0	0	0	0	0	0	0	0	0	7	0.0
80	Aaron Dell	G	10	0	0	0	0	0	0	0	0	0	0	0	0	0	0	0	0	0.0
	BENCH		10	0				0											0	
	TOTALS		10	32	55	87	-30	112	7	14	0	0	5	6	1	4	3	1	314	10.2

No.	GOALIE	GP	MINS	W	L	SO	EN	GA	GAA	SA	SVS	SV%
41	Michael Houser	2	43:49	0	0	0	0	2	2.74	25	23	0.920
80	Aaron Dell	10	626:58	5	5	0	0	37	3.54	315	278	0.883
	Empty Net		8:45					0		0		
	TOTALS	10	679:32	5	5	0	0	39	3.44	340	301	0.885

* - rookie



AMERKS 2022 CALDER CUP PLAYOFFS

GAME-BY-GAME RESULTS

Season in Review

NORTH DIVISION PLAY-IN QUALIFYING ROUND (BEST-OF-THREE)

RESULTS										
GM	DATE	OPPONENT	GF	GA	W-L	RECORD	GOALIES	GWG	ATTENDANCE	
									HOME	ROAD
1	5/4	BELLEVILLE	4	3	OTW	1-0	DELL/Gustavsson	RUOTSALAINEN	6,044	
1	5/6	@Belleville	4	3	OTW	2-0	DELL/Gustavsson	MURRAY		3,094

(Rochester Wins Series 2-0)

NORTH DIVISION SEMIFINALS (BEST-OF-FIVE)

RESULTS										
GM	DATE	OPPONENT	GF	GA	W-L	RECORD	GOALIES	GWG	ATTENDANCE	
									HOME	ROAD
1	5/10	@Utica	3	6	L	0-1	Dell/DAWS	Gambardella		3,917
2	5/14	at Utica	4	3	OTW	1-1	DELL/Daws	PETERKA		3,917
3	5/15	UTICA	4	3	OTW	2-1	DELL/Schmid	RUOTSALAINEN	10,741	
4	5/17	UTICA	2	4	L	2-2	Dell-Houser/DAWS	Greer	8,791	
5	5/19	at Utica	4	2	W	3-2	DELL/Daws	MALONE		3,917

(Rochester Wins Series 3-2)

NORTH DIVISION FINALS (BEST-OF-FIVE)

RESULTS										
GM	DATE	OPPONENT	GF	GA	W-L	RECORD	GOALIES	GWG	ATTENDANCE	
									HOME	ROAD
1	5/22	at Laval	1	6	L	0-1	Dell-Houser/PRIMEAU	Martel		10,043
2	5/23	at Laval	1	3	L	0-2	Dell/PRIMEAU	Belpedio		9,388
3	5/25	LAVAL	5	6	3OTL	0-3	Dell/PRIMEAU	Dea-OTG	10,662	

(Laval Wins Series 3-0)

TOTALS			32	39	5-5				36,238	34,276
---------------	--	--	-----------	-----------	------------	--	--	--	---------------	---------------



AMERKS 2022 PLAYOFFS HIGHS AND LOWS

Season in Review

SCORING

MOST GOALS SCORED – GAME	5	5/25 vs Laval (6-5)
MOST GOALS SCORED – PERIOD	3	3 Times
MOST GOALS ALLOWED – GAME	6	3 Times
MOST GOALS ALLOWED – PERIOD	4	5/25 vs Laval (2nd)
LARGEST MARGIN OF VICTORY	2	5/19 @ Utica (4-2)
LARGEST MARGIN OF DEFEAT	5	5/22 @ Laval (1-6)

SHOTS

MOST SHOTS TAKEN – GAME	39	5/25 vs Laval
MOST SHOTS TAKEN – PERIOD	21	5/17 vs Utica (3rd)
FEWEST SHOTS TAKEN – GAME	22	5-10 @ Utica
FEWEST SHOTS TAKEN – PERIOD	5	6 Times
MOST SHOTS ALLOWED – GAME	60	5/25 vs Laval (3OT)
MOST SHOT ALLOWED – PERIOD	20	5-10 @ Utica (2nd)
FEWEST SHOTS ALLOWED – GAME	19	5/14 @ Utica
FEWEST SHOTS ALLOWED – PERIOD	4	5-4 vs Belleville (3rd)

PENALTY MINUTES

MOST PENALTY MINUTES – GAME	32	5/22 @ Laval
MOST PENALTY MINUTES – PERIOD	30	5/22 @ Laval (3rd)
FEWEST PENALTY MINUTES – GAME	2	5/19 @ Utica
MOST PENALTY MINUTES – OPPONENTS – GAME	30	5-10 @ Utica
FEWEST PENALTY MINUTES – OPPONENTS – GAME	2	5-4 vs Belleville

TEAM STREAKS

LONGEST WINNING STREAK	2 Games
LONGEST WINNING STREAK – HOME	2 Games
LONGEST WINNING STREAK – ROAD	2 Games
LONGEST LOSING STREAK	3 Games*
LONGEST LOSING STREAK – HOME	2 Games*
LONGEST LOSING STREAK – ROAD	2 Games*

INDIVIDUAL RECORDS

MOST GOALS – GAME	3	Peterka (5/14 @ Utica)
MOST ASSISTS – GAME	3	Krebs (5/14 @ Utica)
MOST POINTS – GAME	4	Routsalainen 5-6 @ (Belleville, 2+2=4)
MOST PENALTY MINUTES – GAME	14	Holmstrom, Boka
MOST SHOTS – GAME	8	Quinn (5/23 @ Laval)

INDIVIDUAL STREAKS

CONSECUTIVE GAME GOAL-SCORING STREAK	3	Routsalainen (3+0=3)
CONSECUTIVE GAME ASSIST STREAK	3	Fitzgerald
CONSECUTIVE GAME POINT STREAK	7	Routsalainen (8+3=11)



AMERKS BY THE NUMBERS

2022 PLAYOFFS

Season in Review

AMERKS WHEN

	TIMES	HOME		ROAD		OVERALL	
		W	L	W	L	W	L
SCORING FIRST GOAL OF GAME	0	0	1	3	2	3	3
ALLOWING FIRST GOAL OF GAME	0	2	1	0	1	2	2
OUTSHOOTING THE OPPONENT	4	2	0	2	0	4	0
SHOTS ARE TIED	1	0	0	0	1	0	1
OUTSHOT BY THE OPPONENT	5	0	2	1	2	1	4
LEADING AFTER ONE PERIOD	5	1	1	2	1	3	2
TIED AFTER ONE PERIOD	3	0	2	0	1	0	3
TRAILING AFTER ONE PERIOD	4	1	1	1	1	2	2
LEADING AFTER TWO PERIODS	2	0	0	2	0	2	0
TIED AFTER TWO PERIODS	2	1	0	0	1	1	1
TRAILING AFTER TWO PERIODS	6	1	2	1	2	2	4
IN OVERTIME	5	2	1	2	0	4	1
ONE GOAL GAME	5	2	1	2	0	4	1
TWO GOAL GAME	0	0	1	1	1	1	2
THREE GOAL GAME	0	0	0	0	1	0	1
FOUR GOAL GAME	0	0	0	0	0	0	0
FIVE GOAL GAME	1	0	0	0	1	0	1
SIX GOAL GAME	0	0	0	0	0	0	0

AMERKS BY THE MONTH

	GP	HOME		ROAD		OVERALL	
		W	L	W	L	W	L
MAY	1	2	2	3	3	5	5
JUNE	0	0	0	0	0	0	0
TOTALS	1	2	2	3	3	5	5

AMERKS BY THE DAY

	GP	HOME		ROAD		OVERALL	
		W	L	W	L	W	L
MONDAY	1	0	0	0	1	0	1
TUESDAY	2	0	1	0	1	0	2
WEDNESDAY	2	1	1	0	0	1	1
THURSDAY	1	0	0	1	0	1	0
FRIDAY	1	0	0	1	0	1	0
SATURDAY	1	0	0	1	0	1	0
SUNDAY	2	1	0	0	1	1	1
TOTALS	10	2	2	3	3	5	5



AMERKS 2022 ADDITIONAL PLAYOFF STATS

Season in Review

AMERKS 2022 ADDITIONAL PLAYOFF STATS

SCORING Player	MULTIPLE "POINT" GAMES					MULTIPLE "GOAL" GAMES				OTHER STATS			
	2Pts	3Pts	4Pts	5Pts	6Pts	2GG	3GG	4GG	5GG	ENG	OTG	UAG	GWA
RUOTSALAINEN	1		1			2					2		1
PETERKA	3	1				1	1				1		
KREBS	2	1										2	
FITZGERALD	2												1
MALONE	2												
PROW	2												
ROUSEK	1												1
MURRAY	1					1					1	1	1
TEVES													1
SCHULDT													1
QUINN													1
JANKOWSKI										1			2
ALT													1
TOTALS	14	2	1	0	0	4	1	0	0	1	4	3	10

GTG = Game Tying Goal ENG = Empty Net Goal OTG = Overtime Goal UAG = Unassisted Goal GWA = Game Winning Assist

AMERKS 2022 GOALTENDING PLAYOFF STATS

Goalie	GOALS-AGAINST PER GAME							SEASON TOTALS		
	1GA	2GA	3GA	4GA	5GA	6GA	7GA	PPGs	SHGs	ENGs
DELL		1	5		1	1		7		
HOUSER								1		
COMBINED GOALIES				1		1				
TOTALS	0	1	5	1	1	2	0	8	0	0

1GG,2GG,3GG = Games Allowing (1,2,3) goals. PPGs, SHGs, ENGs = Goals Allowed



2022 PLAYOFFS PLAYER SUMMARY

Season in Review

2022 ROCHESTER AMERICANS PLAYOFF SUMMARY

NO	NAME	NORTH DIVISION PLAY-IN QUALIFYING ROUND		NORTH DIVISION SEMIFINALS				
		4/4 BELL	4/6 at BELL	5/10 at UTIC	5/14 @ UTIC	5/15 UTIC	5/17 UTIC	5/19 at UTIC
2	LAAKSONEN, Oskari	DND	DND	DND	DND	DND	DND	DND
3	ALT, Mark	0-0	0-0	0-0	0-0	0-1	0-0	0-1
4	SCHULDT, Jimmy	1-0	0-1	0-0	0-0	0-1	0-0	0-1
5	FITZGERALD, Casey	1-1	0-1	0-0	0-0	0-1	0-1	1-1
7	PROW, Ethan	0-0	0-0	0-2	0-0	0-0	0-0	0-0
10	BIRO, Brandon	0-1	0-0	0-0	0-1	1-0	0-0	0-0
11	ROUSEK, Lukas	1-0	0-0	0-1	0-0	1-0	0-1	0-2
13	WEISSBACH, Linus	0-0	INJ	INJ	INJ	INJ	INJ	INJ
14	JANKOWSKI, Mark	0-0	1-0	0-1	1-0	0-0	1-0	1-0
16	TISCHKE, Peter	DND	0-0	0-0	0-0	0-0	0-0	0-0
17	MALONE, Sean	0-0	0-2	0-0	0-0	1-0	0-0	1-0
18	HOLMSTROM, Ben	DND	DND	DND	DND	DND	DND	0-0
19	KREBS, Peyton	0-2	0-1	0-0	0-3	0-2	0-0	0-1
22	QUINN, Jack	0-0	0-0	0-0	0-1	0-0	0-1	0-0
24	SAMUELSSON, Mattias	INJ	INJ	INJ	INJ	INJ	INJ	INJ
25	RUOTSALAINEN, Arttu	0-1	2-2	2-0	0-1	1-0	1-0	1-0
28	MERSCH, Michael	0-0	0-0	0-0	0-0	0-0	INJ	INJ
43	BLOOM, Josh	DND	DND	DND	DND	DND	DND	DND
44	TEVES, Josh	0-1	0-0	0-1	0-0	0-0	0-0	DND
45	WARREN, Brendan	DND	DND	DND	DND	DND	DND	DND
47	BOKA, Nick	DND	DND	DND	DND	DND	DND	0-0
51	OLISCHEFSKI, Kohen	DND	DND	DND	DND	DND	DND	DND
52	ELIOT, Mitch	0-0	0-0	0-0	DND	0-0	DND	DND
70	KNOEPKE, Nate	DND	DND	DND	DND	DND	DND	DND
72	MacINNIS, Ryan	0-0	0-0	0-0	0-0	0-1	0-0	0-0
77	PETERKA, J.J.	0-2	0-0	1-0	3-0	0-2	0-1	0-0
81	MURRAY, Brett	0-1	1-0	0-1	0-0	0-0	0-0	0-0
88	DAVIDSON, Brandon	INJ	INJ	INJ	0-0	DND	0-0	0-0
91	SCARFO, Ryan	DND	DND	DND	DND	DND	0-0	DND
1	LUUKKONEN, Ukko-Pekka	INJ	INJ	INJ	INJ	INJ	INJ	INJ
31	KACZPERSKI, Corbin	DND	DND	DND	DND	DND	DND	DND
41	HOUSER, Michael	DNP	DNP	DNP	DNP	DNP	R-ND/O	DNP
80	DELL, Aaron	OTW/3	OTW/3	L/6	OTW/3	OTW/3	S-L/4	W/2
SCORE		4-3*	4-3*	3-6	4-3*	4-3*	2-4	4-2#
POWER-PLAY		0-2	1-4	1-1	0-1	1-2	2-6	1-2
PENALTY KILL		2-2	3-4	0-1	1-2	1-2	1-2	0-0
ROCH PIM		4	10	20	9	4	11	2
OPP PIM		4	10	30	7	4	19	6
ROCH SHOTS		32	30	22	29	38	32	28
OPP SHOTS		27	37	40	19	33	33	21
GW/GT GOAL		#25	#81	--	#77	#25	--	#17
GW/GT ASSIST		#81	#4	--	#19	#5	--	#4
		#44	#25	--	#22	#19	--	#11
EN GOAL		--	--	--	--	--	--	#14
FIRST GOAL		--	#25	#25	#14	--	--	#5

* = Overtime Game
 # = Empty Net Goal
 ND = No Decision
 R = Replaced Starting Goalie
 () = Goalie Assist
 DND = Did Not Dress
 DNP = Did Not Play
 INJ = Injured
 REL = Released



2022 PLAYOFFS PLAYER SUMMARY

Season in Review

2022 ROCHESTER AMERICANS PLAYOFF SUMMARY

		NORTH DIVISION FINALS		
NO	NAME	5/22 at LAV	5/23 at LAV	5/25 LAV
2	LAAKSONEN, Oskari	DND	0-0	0-1
3	ALT, Mark	0-0	0-0	0-0
4	SCHULDT, Jimmy	0-0	0-0	0-0
5	FITZGERALD, Casey	0-0	0-0	0-0
7	PROW, Ethan	0-0	0-0	0-2
10	BIRO, Brandon	0-0	0-0	0-0
11	ROUSEK, Lukas	0-0	0-0	0-0
13	WEISSBACH, Linus	INJ	INJ	INJ
14	JANKOWSKI, Mark	0-0	1-0	1-0
16	TISCHKE, Peter	0-0	DND	0-0
17	MALONE, Sean	0-1	0-0	0-2
18	HOLMSTROM, Ben	0-0	DND	SUSP
19	KREBS, Peyton	0-0	0-1	0-1
22	QUINN, Jack	0-0	0-0	0-0
24	SAMUELSSON, Mattias	INJ	INJ	INJ
25	RUOTSALAINEN, Arttu	0-0	0-1	0-0
28	MERSCH, Michael	INJ	INJ	INJ
43	BLOOM, Josh	DND	DND	DND
44	TEVES, Josh	DND	0-0	DND
45	WARREN, Brendan	DND	0-0	0-0
47	BOKA, Nick	0-0	DND	DND
51	OLISCHEFSKI, Kohen	DND	DND	DND
52	ELIOT, Mitch	DND	DND	DND
70	KNOEPKE, Nate	DND	DND	DND
72	MacINNIS, Ryan	0-0	0-0	0-0
77	PETERKA, J.J.	1-0	0-0	2-0
81	MURRAY, Brett	0-1	0-0	2-0
88	DAVIDSON, Brandon	0-0	0-0	0-0
91	SCARFO, Ryan	DND	DND	DND
1	LUUKKONEN, Ukko-Pekka	INJ	INJ	INJ
31	KACZPERSKI, Corbin	DND	DND	DND
41	HOUSER, Michael	R-ND/2	DNP	DNP
80	DELL, Aaron	S-L/4	L/3	OTL/6
SCORE		1-6	1-3	5-6***
POWER-PLAY		0-4	0-4	1-6
PENALTY KILL		4-5	3-3	2-4
ROCH PIM		32	10	10
OPP PIM		10	12	14
ROCH SHOTS		32	32	39
OPP SHOTS		38	32	60
GW/GT GOAL		--	--	--
GW/GT ASSIST		--	--	--
EN GOAL		--	--	--
FIRST GOAL		#77	--	#14

* = Overtime Game
= Empty Net Goal
ND = No Decision
R = Replaced Starting Goalie
() = Goalie Assist

DND = Did Not Dress
DNP = Did Not Play
INJ = Injured
REL = Released
SUSP = Suspended



ROCHESTER AMERICANS

RECORD BOOK





AMERKS YEAR-BY-YEAR STANDINGS

Record Book

1956-57 REGULAR SEASON STANDINGS

TEAMS	GP	W	L	T	PTS	GF	GA
Providence	64	34	22	8	76	236	168
Cleveland	64	35	26	3	73	249	210
Rochester	64	34	25	5	73	224	199
Hershey	64	32	28	4	68	223	237
Buffalo	64	25	37	2	52	209	270
Springfield	64	19	41	4	42	217	274

1957 Playoffs

Teams	Series	Team	Series
Rochester	4	Providence	1
Cleveland	4	Hershey	3
Cleveland	4	Rochester	1

1957-58 REGULAR SEASON STANDINGS

TEAMS	GP	W	L	T	PTS	GF	GA
Hershey	70	39	24	7	85	241	198
Cleveland	70	39	28	3	81	232	163
Providence	70	33	32	5	71	237	220
Springfield	70	29	33	8	66	231	246
Rochester	70	29	35	6	64	205	242
Buffalo	70	25	42	3	53	224	301

1958 Playoffs

Teams	Series	Team	Series
Hershey	4	Providence	1
Springfield	4	Cleveland	3
Hershey	4	Springfield	2

1958-59 REGULAR SEASON STANDINGS

TEAMS	GP	W	L	T	PTS	GF	GA
Buffalo	70	38	28	4	80	233	201
Cleveland	70	37	30	3	77	261	252
Rochester	70	34	31	5	73	242	209
Hershey	70	32	32	6	70	200	202
Springfield	70	30	38	2	62	253	282
Providence	70	28	40	2	58	222	265

1959 Playoffs

Teams	Series	Team	Series
Buffalo	4	Rochester	1
Hershey	4	Cleveland	3
Hershey	4	Buffalo	2

1959-60 REGULAR SEASON STANDINGS

TEAMS	GP	W	L	T	PTS	GF	GA
Springfield	72	43	23	6	92	280	219
Rochester	72	40	27	5	85	285	211
Providence	72	38	32	2	78	251	237
Cleveland	72	34	30	8	76	267	229
Buffalo	72	33	35	4	70	251	271
Hershey	72	28	37	7	63	226	238
Quebec	72	19	51	2	40	178	333

1960 Playoffs

Teams	Series	Team	Series
Springfield	4	Providence	1
Rochester	4	Cleveland	3
Springfield	4	Rochester	1

1960-61 REGULAR SEASON STANDINGS

TEAMS	GP	W	L	T	PTS	GF	GA
Springfield	72	49	22	1	99	344	206
Hershey	72	36	32	4	76	218	210
Cleveland	72	36	35	1	73	231	234
Buffalo	72	35	34	3	73	259	261
Rochester	72	32	36	4	68	261	244
Quebec	72	30	39	3	63	217	267
Providence	72	26	46	0	52	225	333

1961 Playoffs

Teams	Series	Team	Series
Springfield	4	Cleveland	0
Hershey	4	Buffalo	0
Springfield	4	Hershey	0

1961-62 REGULAR SEASON STANDINGS

Eastern Div.	GP	W	L	T	PTS	GF	GA
Springfield	70	45	22	3	93	292	194
Hershey	70	37	28	5	79	236	213
Providence	70	36	32	2	74	261	267
Quebec	70	30	36	4	64	208	207
Western Div.	GP	W	L	T	PTS	GF	GA
Cleveland	70	39	28	3	81	255	203
Buffalo	70	36	31	3	75	247	219
Rochester	70	33	31	6	72	234	240
Pittsburgh	70	10	58	2	22	177	367

1962 Playoffs

Teams	Series	Team	Series
Hershey	2	Providence	1
Buffalo	2	Rochester	0
Springfield	4	Cleveland	2
Buffalo	3	Hershey	1
Springfield	4	Buffalo	1



AMERKS YEAR-BY-YEAR STANDINGS

Record Book

1962-63 REGULAR SEASON STANDINGS

Eastern Div.	GP	W	L	T	PTS	GF	GA
Providence	72	38	29	5	81	239	203
Hershey	72	36	28	8	80	262	231
Baltimore	72	35	30	7	77	226	244
Quebec	72	33	28	11	77	206	210
Springfield	72	33	31	8	74	282	236
Western Div.	GP	W	L	T	PTS	GF	GA
Buffalo	72	41	24	7	89	237	199
Cleveland	72	31	34	7	69	270	253
Rochester	72	24	39	9	57	241	270
Pittsburgh	72	20	48	4	44	200	317

1963 Playoffs

Teams	Series	Team	Series
Cleveland	2	Rochester	0
Hershey	2	Baltimore	1
Hershey	3	Cleveland	2
Buffalo	4	Providence	2
Buffalo	4	Hershey	3

1963-64 REGULAR SEASON STANDINGS

Eastern Div.	GP	W	L	T	PTS	GF	GA
Quebec	72	41	30	1	83	258	225
Hershey	72	36	31	5	77	236	249
Providence	72	32	35	5	69	248	239
Baltimore	72	32	44	5	51	238	292
Western Div.	GP	W	L	T	PTS	GF	GA
Pittsburgh	72	40	29	3	83	242	196
Rochester	72	40	30	2	82	256	223
Cleveland	72	37	30	5	79	239	207
Buffalo	72	25	40	7	57	194	260

1964 Playoffs

Teams	Series	Team	Series
Hershey	2	Providence	1
Cleveland	2	Rochester	0
Quebec	4	Pittsburgh	1
Cleveland	3	Hershey	0
Cleveland	4	Quebec	0

1964-65 REGULAR SEASON STANDINGS

Eastern Div.	GP	W	L	T	PTS	GF	GA
Quebec	72	44	26	2	90	280	223
Hershey	72	36	32	4	76	246	243
Baltimore	72	35	32	5	75	275	249
Springfield	72	29	39	4	62	237	273
Providence	72	20	50	2	42	193	312
Western Div.	GP	W	L	T	PTS	GF	GA
Rochester	72	48	21	3	99	310	199
Buffalo	72	40	26	6	86	261	218
Pittsburgh	72	29	36	7	65	228	256
Cleveland	72	24	43	5	53	228	285

1965 Playoffs - 1st Calder Cup

Teams	Series	Team	Series
Hershey	3	Baltimore	2
Buffalo	3	Pittsburgh	1
Hershey	3	Buffalo	2
Rochester	4	Quebec	1
Rochester	4	Hershey	1

1965-66 REGULAR SEASON STANDINGS

Eastern Div.	GP	W	L	T	PTS	GF	GA
Quebec	72	47	21	4	98	337	226
Hershey	72	37	30	5	79	268	232
Springfield	72	31	38	3	65	207	235
Baltimore	72	27	43	2	56	212	254
Providence	72	20	49	3	43	184	310
Western Div.	GP	W	L	T	PTS	GF	GA
Rochester	72	46	21	5	97	288	221
Cleveland	72	38	32	2	78	243	217
Pittsburgh	72	38	33	1	77	236	218
Buffalo	72	29	40	3	61	215	243

1966 Playoffs - 2nd Calder Cup

Teams	Series	Team	Series
Springfield	3	Hershey	0
Cleveland	3	Pittsburgh	0
Rochester	4	Quebec	2
Cleveland	3	Springfield	0
Rochester	4	Cleveland	2



AMERKS YEAR-BY-YEAR STANDINGS

Record Book

1966-67 REGULAR SEASON STANDINGS

Eastern Div.	GP	W	L	T	PTS	GF	GA
Hershey	72	38	24	10	86	273	216
Baltimore	72	35	27	10	80	252	247
Quebec	72	35	30	7	77	275	249
Springfield	72	32	31	19	73	267	261
Providence	72	13	46	13	39	210	329
Western Div.	GP	W	L	T	PTS	GF	GA
Pittsburgh	72	41	21	10	92	282	209
Rochester	72	38	25	9	85	300	223
Cleveland	72	36	27	9	81	284	230
Buffalo	72	14	51	7	35	207	386

1967 Playoffs

Teams	Series	Team	Series
Hershey	2	Providence	1
Cleveland	2	Rochester	0
Quebec	4	Pittsburgh	1
Cleveland	3	Hershey	0
Cleveland	4	Quebec	0

1967-68 REGULAR SEASON STANDINGS

Eastern Div.	GP	W	L	T	PTS	GF	GA
Hershey	72	34	30	8	76	276	248
Springfield	72	31	33	8	70	247	276
Providence	72	30	33	9	69	235	272
Baltimore	72	28	34	10	66	235	255
Western Div.	GP	W	L	T	PTS	GF	GA
Rochester	72	38	25	9	85	273	233
Quebec	72	33	28	11	77	277	240
Buffalo	72	32	28	12	76	238	224
Cleveland	72	28	30	14	70	236	255

1968 Playoffs - 3rd Calder Cup

Teams	Series	Team	Series
Providence	3	Springfield	1
Quebec	3	Buffalo	2
Rochester	4	Hershey	1
Quebec	3	Providence	1
Rochester	4	Quebec	2

1968-69 REGULAR SEASON STANDINGS

Eastern Div.	GP	W	L	T	PTS	GF	GA
Hershey	74	41	27	6	88	307	234
Baltimore	74	33	34	7	73	266	257
Providence	74	32	36	6	70	242	284
Springfield	74	27	36	11	65	257	274
Western Div.	GP	W	L	T	PTS	GF	GA
Buffalo	74	41	18	15	97	282	192
Cleveland	74	30	32	12	72	213	245
Quebec	74	26	34	14	66	235	258
Rochester	74	25	38	11	61	237	295

1969 Playoffs

Teams	Series	Team	Series
Providence	3	Baltimore	1
Quebec	3	Cleveland	2
Quebec	3	Providence	2
Hershey	4	Buffalo	2
Hershey	4	Quebec	1

1969-70 REGULAR SEASON STANDINGS

Eastern Div.	GP	W	L	T	PTS	GF	GA
Montreal	72	43	15	14	100	327	195
Springfield	72	38	29	5	81	287	287
Quebec	72	27	39	6	60	221	272
Providence	72	23	36	13	59	218	267
Western Div.	GP	W	L	T	PTS	GF	GA
Buffalo	72	40	17	15	95	280	193
Hershey	72	28	28	16	72	247	249
Baltimore	72	25	30	17	67	230	252
Cleveland	72	23	33	16	62	222	255
Rochester	72	18	38	16	52	253	315

1970 Playoffs

Teams	Series	Team	Series
Montreal	4	Baltimore	1
Buffalo	4	Quebec	2
Springfield	4	Hershey	3
Buffalo	4	Springfield*	0

*Montreal eliminated by Springfield & Buffalo via round-robin play



AMERKS YEAR-BY-YEAR STANDINGS

Record Book

1970-71 REGULAR SEASON STANDINGS

Eastern Div.	GP	W	L	T	PTS	GF	GA
Providence	72	28	31	13	69	257	270
Montreal	72	27	31	14	68	215	239
Springfield	72	29	35	8	66	244	281
Quebec	72	25	31	16	66	211	240
Western Div.	GP	W	L	T	PTS	GF	GA
Baltimore	72	40	23	9	89	263	224
Cleveland	72	39	26	7	85	272	208
Hershey	72	31	31	10	72	238	212
Rochester	72	25	36	11	61	222	248

1971 Playoffs

Teams	Series	Team	Series
Springfield	1	Quebec	0
Springfield	3	Montreal	0
Cleveland	3	Hershey	1
Providence	4	Baltimore	2
Springfield	3	Cleveland	1
Springfield	4	Providence	0

1971-72 REGULAR SEASON STANDINGS

Eastern Div.	GP	W	L	T	PTS	GF	GA
Boston	76	41	21	14	96	260	191
Nova Scotia	76	41	21	14	96	274	202
Springfield	76	31	30	15	77	273	266
Providence	76	28	37	11	67	250	274
Rochester	76	28	38	10	66	242	311
Western Div.	GP	W	L	T	PTS	GF	GA
Baltimore	76	34	31	11	79	240	249
Hershey	76	33	30	13	79	266	253
Cincinnati	76	30	28	18	78	252	258
Cleveland	76	32	34	10	74	269	263
Richmond	76	29	34	13	71	237	218
Tidewater	76	22	45	9	53	197	275

1972 Playoffs

Teams Series	Team Series	Team Series	Team Series
Boston 4	Providence 1	Nova Scotia 4	Boston 0
Nova Scotia 4	Springfield 1	Baltimore 4	Cincinnati 2
Baltimore 4	Cleveland 2	Nova Scotia 4	Baltimore 2
Cincinnati 4	Hershey 0		

1972-73 REGULAR SEASON STANDINGS

Eastern Div.	GP	W	L	T	PTS	GF	GA
Nova Scotia	76	43	18	15	101	316	191
Boston	76	34	29	3	81	248	256
Rochester	76	33	31	12	78	239	276
Providence	76	32	30	14	78	253	255
Springfield	76	18	42	16	52	265	344
New Haven	76	16	40	20	52	246	331
Western Div.	GP	W	L	T	PTS	GF	GA
Cincinnati	76	54	17	5	113	351	206
Hershey	76	42	23	11	95	326	231
Virginia	76	38	22	16	92	258	221
Richmond	76	30	36	10	70	272	280
Jacksonville	76	23	44	9	55	251	329
Baltimore	76	17	48	11	45	210	315

1973 Playoffs

Teams Series	Team Series	Team Series	Team Series
Nova Scotia 4	Providence 2	Nova Scotia 4	Boston 0
Boston 4	Rochester 2	Cincinnati 4	Virginia 2
Cincinnati 4	Richmond 0	Cincinnati 4	Nova Scotia 1
Virginia 4	Hershey 3		

1973-74 REGULAR SEASON STANDINGS

Eastern Div.	GP	W	L	T	PTS	GF	GA
Rochester	76	42	21	13	97	296	248
Providence	76	38	26	12	88	330	244
Nova Scotia	76	37	27	12	86	263	223
New Haven	76	35	31	10	80	291	275
Boston	76	23	40	13	59	239	297
Springfield	76	21	40	15	57	251	327
Western Div.	GP	W	L	T	PTS	GF	GA
Baltimore	76	42	24	10	94	310	232
Hershey	76	39	23	14	92	320	241
Cincinnati	76	40	25	11	91	273	233
Richmond	76	22	40	14	58	248	320
Jacksonville	76	24	44	8	56	244	334
Virginia	76	22	44	10	54	216	307

1974 Playoffs

Teams Series	Team Series	Team Series	Team Series
New Haven 4	Rochester 2	Providence 4	New Haven 0
Providence 4	Nova Scotia 2	Hershey 4	Baltimore 0
Baltimore 4	Richmond 1	Hershey 4	Providence 1
Hershey 4	Cincinnati 1		



AMERKS YEAR-BY-YEAR STANDINGS

Record Book

1974-75 REGULAR SEASON STANDINGS

Eastern Div.	GP	W	L	T	PTS	GF	GA
Providence	76	43	21	12	98	317	263
Rochester	76	42	25	9	93	317	243
Nova Scotia	75	40	26	9	89	270	227
Springfield	75	33	30	12	78	299	256
New Haven	76	30	35	11	71	282	302
Western Div.	GP	W	L	T	PTS	GF	GA
Virginia	75	31	31	13	75	254	250
Richmond	75	29	39	7	65	262	293
Hershey	75	27	38	10	64	259	303
Syracuse	75	21	43	11	53	254	332
Baltimore*	46	14	22	10	38	136	180

*Disbanded 1/23/75

1975 Playoffs

Teams	Series	Team	Series	Team	Series	Team	Series
Springfield	4	Providence	2	Springfield	4	Rochester	2
Rochester	4	Nova Scotia	2	New Haven	4	Hershey	1
New Haven	4	Virginia	1	Springfield	4	New Haven	1
Hershey	4	Richmond	3				

1975-76 REGULAR SEASON STANDINGS

Eastern Div.	GP	W	L	T	PTS	GF	GA
Nova Scotia	76	48	20	8	104	326	209
Rochester	76	42	25	9	93	304	243
Providence	76	34	34	8	76	294	300
Springfield	76	33	39	4	70	267	321
Western Div.	GP	W	L	T	PTS	GF	GA
Hershey	76	39	31	6	84	304	275
Richmond	76	29	39	8	66	262	297
New Haven	76	29	39	8	66	261	295
Baltimore	76	21	48	7	49	238	316

1976 Playoffs

Teams	Series	Team	Series
Rochester	3	Providence	0
Richmond	3	New Haven	0
Nova Scotia	4	Rochester	0
Hershey	4	Richmond	1
Nova Scotia	4	Hershey	1

1976-77 REGULAR SEASON STANDINGS

Team	GP	W	L	T	PTS	GF	GA
Nova Scotia	80	52	22	6	110	308	225
New Haven	80	43	31	6	92	333	287
Rochester	80	42	33	5	89	320	273
Hershey	80	36	38	6	78	282	293
Springfield	80	28	51	1	57	302	390
Rhode Island	80	25	51	4	54	282	359

1977 Playoffs

Teams	Series	Team	Series
Nova Scotia	4	Hershey	2
Rochester	4	New Haven	2
Nova Scotia	4	Rochester	2

1977-78 REGULAR SEASON STANDINGS

Northern Div.	GP	W	L	T	PTS	GF	GA
Maine	80	43	28	9	95	305	256
Nova Scotia	81	37	28	16	90	304	250
Springfield	81	39	33	9	87	348	350
Binghamton	81	27	46	8	62	287	377
Southern Div.	GP	W	L	T	PTS	GF	GA
Rochester	81	43	31	7	93	332	296
New Haven	80	38	31	11	87	313	292
Philadelphia	81	35	35	11	81	294	290
Hershey	81	27	44	10	64	281	324
Hampton*	46	15	28	3	33	142	171

* Hampton disbanded 2/10/78

1978 Playoffs

Teams	Series	Team	Series
Nova Scotia	3	Springfield	1
New Haven	3	Philadelphia	1
Maine	4	Nova Scotia	3
New Haven	4	Rochester	2



AMERKS YEAR-BY-YEAR STANDINGS

Record Book

1978-79 REGULAR SEASON STANDINGS

Northern Div.	GP	W	L	T	PTS	GF	GA
Maine	80	45	22	13	103	350	252
New Brunswick	80	41	29	10	92	315	288
Nova Scotia	80	39	37	4	82	313	302
Springfield	80	33	38	9	75	289	290
Southern Div.	GP	W	L	T	PTS	GF	GA
New Haven	80	46	25	9	101	346	271
Hershey	79	35	36	8	78	311	324
Binghamton	79	32	42	5	69	300	320
Rochester	80	26	42	12	64	289	349
Philadelphia	80	23	49	8	54	230	347

1979 Playoffs

Teams	Series	Team	Series
Nova Scotia	3	New Brunswick	2
Binghamton	3	Hershey	1
Maine	4	Nova Scotia	2
New Haven	4	Binghamton	2

1979-80 REGULAR SEASON STANDINGS

Northern Div.	GP	W	L	T	PTS	GF	GA
New Brunswick	79	44	27	8	96	325	271
Nova Scotia	79	43	29	7	93	331	271
Maine	80	41	28	11	93	307	266
Adirondack	80	32	37	11	75	297	309
Springfield	80	31	37	12	74	292	302
Southern Div.	GP	W	L	T	PTS	GF	GA
New Haven	80	46	25	9	101	350	305
Hershey	80	35	29	6	76	289	273
Syracuse	80	31	42	7	69	303	364
Rochester	80	28	42	10	66	260	327

1980 Playoffs

Teams Series	Team Series	Team Series	Team Series
New Brunswick 4	Adirondack 1	New Brunswick 4	Maine 2
Maine 4	Nova Scotia 2	Hershey 4	New Haven 2
New Haven 4	Rochester 0	Hershey 4	New Brunswick 2
Hershey 4	Syracuse 0		

1980-81 REGULAR SEASON STANDINGS

Northern Div.	GP	W	L	T	PTS	GF	GA
Maine	80	45	28	7	97	319	292
New Brunswick	80	37	33	10	84	317	298
Nova Scotia	80	38	37	5	81	335	298
Springfield	80	34	41	5	73	312	343
Southern Div.	GP	W	L	T	PTS	GF	GA
Hershey	80	47	24	9	103	357	299
Adirondack	80	35	40	5	75	305	328
Binghamton	80	32	42	6	70	296	336
New Haven	80	29	40	11	69	295	321
Rochester	80	30	42	8	68	295	316

1981 Playoffs

Teams Series	Team Series	Team Series	Team Series
Maine 4	Springfield 3	Maine 4	New Brunswick 3
New Brunswick 4	Nova Scotia 2	Adirondack 4	Hershey 2
Hershey 4	New Haven 0	Adirondack 4	Maine 2
Adirondack 4	Binghamton 2		

1981-82 REGULAR SEASON STANDINGS

Northern Div.	GP	W	L	T	PTS	GF	GA
New Brunswick	80	48	21	11	107	338	227
Maine	80	47	26	7	101	325	272
Nova Scotia	80	35	35	10	80	330	313
Springfield	80	32	43	5	69	278	319
Fredericton	80	20	55	5	45	275	408
Southern Div.	GP	W	L	T	PTS	GF	GA
Binghamton	80	46	28	6	98	329	266
Rochester	80	40	31	9	89	325	286
New Haven	80	39	33	8	86	292	276
Hershey	80	36	38	6	78	316	347
Adirondack	80	34	37	9	77	299	285
Erie	80	22	52	6	50	317	425

1982 Playoffs

Teams Series	Team Series	Team Series	Team Series
New Brunswick 3	Adirondack 2	New Brunswick 4	Nova Scotia 1
Nova Scotia 3	Maine 1	Binghamton 4	Rochester 1
Binghamton 3	Hershey 2	New Brunswick 4	Binghamton 1
Rochester 3	New Haven 1		



AMERKS YEAR-BY-YEAR STANDINGS

Record Book

1982-83 REGULAR SEASON STANDINGS

Northern Div.	GP	W	L	T	PTS	GF	GA
Fredericton	80	45	27	8	98	348	284
Nova Scotia	80	41	34	5	87	378	333
Maine	80	39	33	8	86	342	309
Adirondack	80	36	39	5	77	329	343
Moncton	80	34	39	7	75	304	315
Sherbrooke	80	22	54	4	48	288	390
Southern Div.	GP	W	L	T	PTS	GF	GA
Rochester	80	46	25	9	101	389	325
Hershey	80	40	35	5	85	313	308
New Haven	80	38	34	8	84	337	329
Binghamton	80	36	36	8	80	320	333
Baltimore	80	35	36	9	79	362	366
St. Catharines	80	33	41	6	72	335	368
Springfield	80	31	43	6	68	282	324

1983 Playoffs - 4th Calder Cup

Team Series	Team Series	Team Series	Team Series
Fredericton 4	Adirondack 2	Maine 4	Fredericton 2
Maine 4	Nova Scotia 3	Rochester 4	New Haven 3
Rochester 4	Binghamton 1	Rochester 4	Maine 0
New Haven 4	Hershey 1		

1983-84 REGULAR SEASON STANDINGS

Northern Div.	GP	W	L	T	PTS	GF	GA
Fredericton	80	45	30	5	95	340	262
Adirondack	80	37	29	14	88	344	330
Maine	80	33	36	11	77	310	312
Nova Scotia	80	32	37	11	75	277	288
Moncton	80	32	40	8	72	251	278
Sherbrooke	80	22	53	5	49	301	419
Southern Div.	GP	W	L	T	PTS	GF	GA
Baltimore	80	46	24	10	102	384	304
Rochester	80	46	32	2	94	363	300
St. Catharines	80	43	31	6	92	364	346
Springfield	80	39	35	6	84	344	340
New Haven	80	36	40	4	76	365	371
Binghamton	80	33	43	4	70	359	388
Hershey	80	28	42	10	66	320	384

1984 Playoffs

Team Series	Team Series	Team Series	Team Series
Nova Scotia 4	Fredericton 3	Maine 4	Nova Scotia 1
Maine 4	Adirondack 3	Rochester 4	Baltimore 2
Baltimore 4	Springfield 0	Maine 4	Rochester 1
Rochester 4	St. Catharines 3		

1984-85 REGULAR SEASON STANDINGS

Northern Div.	GP	W	L	T	PTS	GF	GA
Maine	80	38	32	10	86	296	266
Fredericton	80	36	36	8	80	279	301
Sherbrooke	80	37	38	5	79	323	329
Nova Scotia	80	36	37	7	79	292	295
Adirondack	80	35	37	8	78	290	336
Moncton	80	32	40	8	72	291	300
Southern Div.	GP	W	L	T	PTS	GF	GA
Binghamton	80	52	20	8	112	388	265
Baltimore	80	45	27	8	98	326	252
Rochester	80	40	27	13	93	333	301
Springfield	80	36	40	4	76	322	326
New Haven	80	31	41	8	70	315	341
Hershey	80	26	43	11	63	315	339
St. Catharines	80	24	50	6	54	272	391

1985 Playoffs

Team Series	Team Series	Team Series	Team Series
Maine 4	Nova Scotia 2	Sherbrooke 4	Maine 1
Sherbrooke 4	Fredericton 2	Baltimore 4	Binghamton 0
Binghamton 4	Springfield 0	Sherbrooke 4	Baltimore 2
Baltimore 4	Rochester 1		

1985-86 REGULAR SEASON STANDINGS

Northern Div.	GP	W	L	T	PTS	GF	GA
Adirondack	80	41	31	8	90	339	298
Maine	80	40	31	9	89	274	285
Moncton	80	34	34	12	80	294	307
Fredericton	80	35	37	8	78	319	311
Sherbrooke	80	33	38	9	75	340	341
Nova Scotia	80	29	43	8	66	314	353
Southern Div.	GP	W	L	T	PTS	GF	GA
Hershey	80	48	29	3	99	346	292
Binghamton	80	41	34	5	87	316	290
St. Catharines	80	38	37	5	81	304	308
New Haven	80	36	37	7	79	340	343
Springfield	80	36	39	5	77	301	309
Rochester	80	34	39	7	75	320	337

1986 Playoffs

Team Series	Team Series	Team Series	Team Series
Adirondack 4	Fredericton 2	Adirondack 4	Moncton 1
Moncton 4	Maine 1	Hershey 4	St. Catharines 3
Hershey 4	New Haven 1	Adirondack 4	Hershey 2
St. Catharines 4	Binghamton 2		



AMERKS YEAR-BY-YEAR STANDINGS

Record Book

1986-87 REGULAR SEASON STANDINGS

Northern Div.	GP	W	L	T	PTS	GF	GA
Sherbrooke	80	50	28	2	102	328	257
Adirondack	80	44	31	5	93	329	296
Moncton	80	43	31	6	92	338	315
Nova Scotia	80	38	39	3	79	318	315
Maine	80	35	40	5	75	272	298
Fredericton	80	32	43	5	69	292	357
Southern Div.	GP	W	L	T	PTS	GF	GA
Rochester	80	47	26	7	101	315	263
Binghamton	80	47	26	7	101	309	259
New Haven	80	44	25	11	99	331	315
Hershey	80	43	36	1	87	329	309
Baltimore	80	35	37	8	78	277	295
Springfield	80	34	40	6	74	296	344

1987 Playoffs - 5th Calder Cup

Teams Series	Team Series	Team Series	Team Series
Sherbrooke 4	Nova Scotia 1	Sherbrooke 4	Adirondack 1
Adirondack 4	Moncton 2	Rochester 4	Binghamton 2
Rochester 4	Hershey 1	Rochester 4	Sherbrooke 3
Binghamton 4	New Haven 3		

1987-88 REGULAR SEASON STANDINGS

Northern Div.	GP	W	L	T	PTS	GF	GA
Maine	80	44	29(4)	7	99	308	284
Fredericton	80	42	30(3)	8	95	370	318
Sherbrooke	80	42	34(1)	4	89	316	243
Nova Scotia	80	35	36(2)	9	81	323	343
New Haven	80	33	40(3)	7	76	288	307
Moncton	80	27	45(2)	8	64	286	358
Springfield	80	27	45(1)	8	63	269	333
Southern Div.	GP	W	L	T	PTS	GF	GA
Hershey	80	50	27(2)	3	105	343	256
Rochester	80	46	27(1)	7	100	328	272
Adirondack	80	42	27(4)	11	99	306	275
Binghamton	80	38	34(3)	8	87	353	300
Utica	80	34	35(2)	11	81	318	307
Newmarket	80	33	39(6)	8	80	282	328
Baltimore	80	13	58	9	35	268	434

() - 1 point for Overtime loss

1988 Playoffs

Teams Series	Team Series	Team Series	Team Series
Maine 4	Nova Scotia 1	Fredericton 4	Maine 1
Fredericton 4	Sherbrooke 2	Hershey 4	Adirondack 0
Hershey 4	Binghamton 0	Hershey 4	Fredericton 0
Adirondack 4	Rochester 3		

1988-89 REGULAR SEASON STANDINGS

Northern Div.	GP	W	L	T	PTS	GF	GA
Sherbrooke	80	47	24	9	103	348	261
Halifax	80	42	30	8	92	345	300
Moncton	80	37	34	9	83	320	313
New Haven	80	35	35	10	80	325	309
Maine	80	32	40	8	72	262	317
Springfield	80	32	44	4	68	287	341
Cape Breton	80	27	47	6	60	308	388
Southern Div.	GP	W	L	T	PTS	GF	GA
Adirondack	80	47	27	6	100	369	294
Hershey	80	40	30	10	90	361	309
Utica	80	37	34	9	83	309	295
Newmarket	80	38	36	6	82	339	334
Rochester	80	38	37	5	81	305	302
Baltimore	80	30	46	4	64	317	347
Binghamton	80	28	46	6	62	307	392

1989 Playoffs

Teams Series	Team Series	Team Series	Team Series
New Haven 4	Sherbrooke 2	New Haven 4	Moncton 2
Moncton 4	Halifax 0	Adirondack 4	Hershey 3
Adirondack 4	Newmarket 1	Adirondack 4	New Haven 1
Hershey 4	Utica 1		

1989-90 REGULAR SEASON STANDINGS

Northern Div.	GP	W	L	T	PTS	GF	GA
Sherbrooke	80	45	23	12	102	301	247
Cape Breton	80	39	34	7	85	317	306
Springfield	80	38	38	4	80	317	310
Halifax	80	37	37	6	80	317	300
Maine	80	31	38	11	73	294	317
Moncton	80	33	42	5	71	265	303
New Haven	80	32	41	7	71	283	316
Southern Div.	GP	W	L	T	PTS	GF	GA
Rochester	80	43	28	9	95	337	286
Adirondack	80	42	27	11	95	330	304
Baltimore	80	43	30	7	93	302	265
Utica	80	44	32	4	92	354	315
Newmarket	80	31	33	16	78	305	318
Hershey	80	32	38	10	74	298	296
Binghamton	80	11	60	9	31	229	366

1990 Playoffs

Teams Series	Team Series	Team Series	Team Series
A - Sherbrooke 4	Halifax 2	D - Baltimore 4	Adirondack 2
B - Springfield 4	Cape Breton 2	E - Springfield 4	Sherbrooke 2
C - Rochester 4	Utica 1	F - Rochester 4	Baltimore 2



AMERKS YEAR-BY-YEAR STANDINGS

Record Book

1991-92 REGULAR SEASON STANDINGS

Atlantic Div.	GP	W	L	T	PTS	GF	GA
Fredericton	80	43	27	10	96	314	254
St. John's	80	39	29	12	90	325	285
Cape Breton	80	36	34	10	82	336	330
Moncton	80	32	38	10	74	285	299
Halifax	80	25	38	17	67	280	324
Northern Div.	GP	W	L	T	PTS	GF	GA
Springfield	80	43	29	8	94	308	277
Adirondack	80	40	36	4	84	335	309
New Haven	80	39	37	4	82	305	309
Capital District	80	32	37	11	75	261	289
Maine	80	23	47	10	56	296	352
Southern Div.	GP	W	L	T	PTS	GF	GA
Binghamton	80	41	30	9	91	318	277
Rochester	80	37	31	12	86	292	248
Hershey	80	36	33	11	83	313	337
Utica	80	34	40	6	74	268	313
Baltimore	80	28	42	10	66	287	320

1992 Playoffs

Teams Series	Team Series	Team Series	Team Series
A - Moncton 4	Fredericton 3	F - Rochester 4	Hershey 2
B - St. John's 4	Cape Breton 1	G - St. John's 4	Moncton 0
C - Springfield 4	Capital District 3	H - Adirondack 4	Springfield 0
D - Adirondack 4	New Haven 1	J - Rochester 4	Binghamton 3
E - Binghamton 4	Utica 0	K - Adirondack 4	Rochester 1
L - Adirondack 4	St. John's 3		

1992-93 REGULAR SEASON STANDINGS

Atlantic Div.	GP	W	L	T	PTS	GF	GA
St. John's	80	41	26	13	95	351	308
Fredericton	80	38	31	11	87	314	278
Cape Breton	80	36	32	12	84	356	336
Moncton	80	31	33	16	78	292	306
Halifax	80	33	37	10	76	312	348
Northern Div.	GP	W	L	T	PTS	GF	GA
Providence	80	46	32	2	94	384	348
Adirondack	80	36	35	9	81	331	308
Capital District	80	34	34	12	80	280	285
Springfield	80	25	41	14	64	282	336
New Haven	80	22	47	11	55	262	343
Southern Div.	GP	W	L	T	PTS	GF	GA
Binghamton	80	57	13	10	124	392	246
Rochester	80	40	33	7	87	348	332
Utica	80	33	36	11	77	325	354
Baltimore	80	28	40	12	68	318	353
Hershey	80	27	41	12	66	316	339

1993 Playoffs

Teams Series	Team Series	Team Series	Team Series
A - St. John's 4	Moncton 1	F - Rochester 4	Utica 1
B - Cape Breton 4	Fredericton 1	G - Cape Breton 4	St. John's 0
C - Springfield 4	Providence 2	H - Springfield 4	Adirondack 3
D - Adirondack 4	Capital District 0	J - Rochester 4	Binghamton 3
E - Binghamton 4	Baltimore 3	K - Cape Breton 2	Springfield 0
L - Cape Breton 4	Rochester 1		

1993-94 REGULAR SEASON STANDINGS

Atlantic Div.	GP	W	L	T	PTS	GF	GA
St. John's	80	45	23	12	102	360	287
Saint John	80	37	33	10	84	304	305
Moncton	80	37	36	7	81	310	303
Cape Breton	80	32	35	13	77	316	339
Fredericton	80	31	42	7	69	294	296
PEI	80	23	49	8	54	269	356
Northern Div.	GP	W	L	T	PTS	GF	GA
Adirondack	80	45	27	8	98	333	273
Portland	80	43	27	10	96	328	269
Albany	80	38	34	8	84	312	315
Springfield	80	29	38	13	71	309	327
Providence	80	28	39	13	69	283	319
Southern Div.	GP	W	L	T	PTS	GF	GA
Hershey	80	38	31	11	87	306	298
Hamilton	80	36	37	7	79	302	305
Cornwall	80	33	36	11	77	294	295
Rochester	80	31	34	15	77	277	300

1994 Playoffs

Teams Series	Team Series	Team Series	Team Series
A - St. John's 4	Cape Breton 1	F - Cornwall 4	Hamilton 0
B - Moncton 4	Saint John 3	G - Moncton 4	St. John's 2
C - Adirondack 4	Springfield 2	H - Portland 4	Adirondack 2
D - Portland 4	Albany 1	J - Cornwall 4	Hershey 3
E - Hershey 4	Rochester 0	K - Moncton 2	Cornwall 0

1994-95 REGULAR SEASON STANDINGS

Atlantic Div.	GP	W	L	T	PTS	GF	GA
Albany	80	46	17	17	109	293	219
Portland	80	46	22	12	104	333	233
Providence	80	39	30	11	89	300	268
Adirondack	80	32	38	10	74	271	294
Springfield	80	31	37	12	74	269	289
Worcester	80	24	45	11	59	234	300
Northern Div.	GP	W	L	T	PTS	GF	GA
Binghamton	80	43	30	7	93	302	261
Cornwall	80	38	33	9	85	236	248
Hershey	80	34	36	10	78	275	300
Rochester	80	35	38	7	77	300	304
Syracuse	80	29	42	9	67	288	325
Southern Div.	GP	W	L	T	PTS	GF	GA
PEI	80	41	31	8	90	305	271
St. John's	80	33	37	10	76	263	263
Fredericton	80	35	40	5	75	274	288
Saint John	80	27	40	13	67	250	286

1995 Playoffs

Teams Series	Team Series	Team Series	Team Series
A - PEI 4	Saint John 1	G - Fredericton 4	PEI 2
B - Fredericton 4	St. John's 1	H - Albany 4	Providence 2
C - Albany 4	Adirondack 0	I - Cornwall 4	Binghamton 2
D - Providence 4	Portland 3	J - Fredericton 2	Cornwall 0
E - Binghamton 4	Rochester 1	K - Albany 4	Fredericton 1
F - Cornwall 4	Hershey 2		



AMERKS YEAR-BY-YEAR STANDINGS

Record Book

1995-96 REGULAR SEASON STANDINGS

WESTERN CONFERENCE

Central Div.	GP	W	L	T	PTS	GF	GA
Albany	80	54	19(0)	7	115	322	218
Adirondack	80	38	34(2)	8	86	271	247
Rochester	80	37	38(4)	5	83	294	297
Cornwall	80	34	39(5)	7	80	249	251
Syracuse	80	31	44(7)	5	74	257	307
Southern Div.	GP	W	L	T	PTS	GF	GA
Binghamton	80	39	34(4)	7	88	333	331
Hershey	80	36	33(3)	11	86	301	287
Baltimore	80	33	38(2)	9	77	279	299
Carolina	80	28	41(3)	11	70	313	343

EASTERN CONFERENCE

Atlantic Div.	GP	W	L	T	PTS	GF	GA
PEI	80	38	36(3)	6	85	303	313
Saint John	80	35	34(4)	11	85	272	264
St. John's	80	31	35(4)	14	80	248	274
Fredericton	80	34	35(0)	11	79	307	308
Cape Breton	80	33	44(4)	3	73	290	323
Northern Div.	GP	W	L	T	PTS	GF	GA
Springfield	80	42	27(5)	11	100	272	215
Worcester	80	36	32(4)	12	88	242	244
Portland	80	32	38(4)	10	78	282	283
Providence	80	30	40(4)	10	74	249	280

1996 Playoffs - 6th Calder Cup

Teams	Series	Team	Series
A - Springfield	3	Providence	1
B - Portland	3	Worcester	1
C - Fredericton	3	PEI	2
D - Saint John	3	St. John's	1
E - Syracuse	3	Binghamton	1
F - Baltimore	3	Hershey	2
G - Cornwall	3	Albany	1
H - Rochester	3	Adirondack	0
J - Portland	4	Springfield	2
K - Saint John	4	Fredericton	1
L - Syracuse	4	Baltimore	3
M - Rochester	4	Cornwall	0
N - Portland	4	Saint John	3
O - Rochester	4	Syracuse	1
P - Rochester	4	Portland	3

1996-97 REGULAR SEASON STANDINGS

NORTHERN CONFERENCE

Empire St. Div.	GP	W	L	OTL	T	PTS	GF	GA
Rochester	80	40	30	1	9	90	298	257
Adirondack	80	38	28	2	12	90	258	249
Albany	80	38	28	5	9	90	269	231
Syracuse	80	32	38	0	10	74	241	265
Binghamton	80	27	38	2	13	69	245	300
Canadian Div.	GP	W	L	OTL	T	PTS	GF	GA
St. John's	80	36	28	6	10	88	265	264
Saint John	80	28	36	3	13	72	237	269
Hamilton	80	28	39	4	9	69	220	276
Fredericton	80	26	44	2	8	62	234	283

SOUTHERN CONFERENCE

N. England Div.	GP	W	L	OTL	T	PTS	GF	GA
Worcester	80	43	23	5	9	100	256	234
Springfield	80	41	25	2	12	96	268	229
Portland	80	37	26	7	10	91	279	264
Providence	80	35	40	2	3	75	262	289
Mid-Atlantic Div.	GP	W	L	OTL	T	PTS	GF	GA
Philadelphia	80	49	18	3	10	111	325	230
Hershey	80	43	22	5	10	101	273	220
Kentucky	80	36	35	0	9	81	278	284
Baltimore	80	30	37	3	10	73	251	285
Carolina	80	28	43	5	4	65	273	303

1997 Playoffs

Teams	Series	Team	Series
A - St. John's	3	Binghamton	1
B - Hamilton	3	Saint John	2
C - Rochester	3	Syracuse	0
D - Albany	3	Adirondack	1
E - Providence	3	Worcester	2
F - Springfield	3	Portland	2
G - Philadelphia	3	Baltimore	1
H - Hershey	3	Kentucky	1
J - Hamilton	4	St. John's	3
K - Albany	4	Rochester	3
L - Springfield	4	Providence	1
M - Hershey	4	Philadelphia	3
N - Hamilton	4	Albany	2
O - Hershey	4	Springfield	3
P - Hershey	4	Hamilton	1



AMERKS YEAR-BY-YEAR STANDINGS

Record Book

1996-97 REGULAR SEASON STANDINGS

NORTHERN CONFERENCE

Empire State Division

	GP	W	L	OTL	T	PTS	GF	GA
Rochester	80	40	30	1	9	90	298	257
Adirondack	80	38	28	2	12	90	258	249
Albany	80	38	28	5	9	90	269	231
Syracuse	80	32	38	0	10	74	241	265
Binghamton	80	27	38	2	13	69	245	300

Canadian Division

	GP	W	L	OTL	T	PTS	GF	GA
St. John's	80	36	28	6	10	88	265	264
Saint John	80	28	36	3	13	72	237	269
Hamilton	80	28	39	4	9	69	220	276
Fredericton	80	26	44	2	8	62	234	283

SOUTHERN CONFERENCE

New England Division

	GP	W	L	OTL	T	PTS	GF	GA
Worcester	80	43	23	5	9	100	256	234
Springfield	80	41	25	2	12	96	268	229
Portland	80	37	26	7	10	91	279	264
Providence	80	35	40	2	3	75	262	289

Mid-Atlantic Division

	GP	W	L	OTL	T	PTS	GF	GA
Philadelphia	80	49	18	3	10	111	325	230
Hershey	80	43	22	5	10	101	273	220
Kentucky	80	36	35	0	9	81	278	284
Baltimore	80	30	37	3	10	73	251	285
Carolina	80	28	43	5	4	65	273	303

1997 Playoffs

Teams	Series	Team	Series
A - St. John's	3	Binghamton	1
B - Hamilton	3	Saint John	2
C - Rochester	3	Syracuse	0
D - Albany	3	Adirondack	1
E - Providence	3	Worcester	2
F - Springfield	3	Portland	2
G - Philadelphia	3	Baltimore	1
H - Hershey	3	Kentucky	1
J - Hamilton	4	St. John's	3
K - Albany	4	Rochester	3
L - Springfield	4	Providence	1
M - Hershey	4	Philadelphia	3
N - Hamilton	4	Albany	2
O - Hershey	4	Springfield	3
P - Hershey	4	Hamilton	1



AMERKS YEAR-BY-YEAR STANDINGS

Record Book

1997-98 REGULAR SEASON STANDINGS

WESTERN CONFERENCE

Empire State Division

	GP	W	L	OTL	T	PTS	GF	GA
Albany	80	43	20	6	11	103	290	223
Hamilton	80	36	22	5	17	94	264	242
Syracuse	80	35	32	2	11	83	272	285
Adirondack	80	31	37	3	9	74	245	275
Rochester	80	30	38	0	12	72	238	260

Canadian Division

	GP	W	L	OTL	T	PTS	GF	GA
Philadelphia	80	47	21	2	10	106	314	249
Hershey	80	36	31	6	7	85	238	235
Kentucky	80	29	39	3	9	70	241	278
Cincinnati	80	23	37	7	13	66	243	303

EASTERN CONFERENCE

New England Division

	GP	W	L	OTL	T	PTS	GF	GA
Saint John	80	43	24	0	13	99	231	201
Fredericton	80	33	32	5	10	81	245	244
Portland	80	33	33	2	12	80	241	247
St. John's	80	25	32	5	18	73	233	254

Mid-Atlantic Division

	GP	W	L	OTL	T	PTS	GF	GA
Springfield	80	45	26	2	7	99	278	248
Hartford	80	43	24	1	12	99	272	227
New Haven	80	38	33	2	7	85	256	239
Worcester	80	34	31	6	9	83	267	268
Providence	80	19	49	5	7	50	211	301

1998 Playoffs

Teams	Series	Team	Series
A - St. John	3	St. John's	1
B - Portland	3	Fredericton	1
C - Worcester	3	Springfield	1
D - Hartford	3	New Haven	0
E - Albany	3	Adirondack	0
F - Hamilton	3	Syracuse	2
G - Philadelphia	3	Rochester	1
H - Hershey	3	Kentucky	0
J - Saint John	4	Portland	2
K - Hartford	4	Worcester	3
L - Albany	4	Hamilton	0
M - Philadelphia	4	Hershey	0
N - Saint John	4	Hartford	1
O - Philadelphia	4	Albany	2
P - Philadelphia	4	Saint John	2



AMERKS YEAR-BY-YEAR STANDINGS

Record Book

1998-99 REGULAR SEASON STANDINGS

EASTERN CONFERENCE

										Home	Road
	GP	W	L	OTL	T	PTS	PCT	GF	GA	W-L-T	W-L-T
Atlantic Division											
Quebec	80	37	34	5	4	83	.519	227	238	19-19-2	18-19-3
Saint John	80	32	32	11	5	80	.500	267	283	16-18-6	16-19-5
Lowell	80	33	36	7	4	77	.481	228	240	18-19-3	15-21-4
St. John's	80	23	45	8	4	58	.363	202	277	15-20-5	8-29-3
New England Division											
Hartford	80	49	22	7	2	107	.669	249	198	27-13-0	22-11-7
Portland	80	46	23	10	1	103	.644	256	202	23-13-4	23-11-6
Worcester	80	34	31	11	4	83	.519	249	250	19-15-6	15-20-5
Springfield	80	33	35	11	1	78	.488	272	252	20-12-8	13-24-3
Providence	80	33	38	6	3	75	.469	231	269	19-18-3	14-23-3

WESTERN CONFERENCE

										Home	Road
	GP	W	L	OTL	T	PTS	GF	GA	GA	W-L-T	W-L-T
Empire Division											
Rochester	80	46	22	9	3	104	.650	247	201	25-12-3	21-13-6
Syracuse	80	35	35	9	1	80	.500	290	294	18-20-2	17-16-7
Hamilton	80	27	24	13	6	73	.456	225	262	15-18-7	12-22-6
Albany	80	30	40	7	3	70	.438	225	250	15-21-4	15-22-3
Wilkes-Barre	80	23	43	9	5	60	.375	236	306	16-19-5	7-29-4
Mid-Atlantic Division											
Kentucky	80	42	25	9	4	97	.606	250	211	22-14-4	20-15-5
Hershey	80	43	29	5	3	94	.588	297	267	23-14-3	20-18-2
Philadelphia	80	44	31	3	2	93	.581	281	239	21-16-3	23-17-0
Louisville	80	42	30	7	1	92	.575	278	254	23-14-3	19-17-4
Cincinnati	80	30	37	9	4	73	.456	227	244	14-19-7	16-22-2

Note: Teams received two points for each regulation or overtime victory and one point for each game tied at the end of regulation (RT) or overtime (T).

1999 Playoffs

Teams	Series	Team	Series
A – Saint John	3	Lowell	0
B – Fredericton	3	St. John's	2
C – Providence	3	Worcester	0
D – Hartford	3	Springfield	0
E – Rochester	3	Adirondack	0
F – Hamilton	3	Albany	2
G – Philadelphia	3	Cincinnati	0
H – Kentucky	3	Hershey	2
J – Fredericton	4	Saint John	0
K – Providence	4	Hartford	0
L – Rochester	4	Hamilton	2
M – Philadelphia	4	Kentucky	3
N – Providence	4	Fredericton	2
O – Rochester	4	Philadelphia	2
P – Providence	4	Rochester	1



AMERKS YEAR-BY-YEAR STANDINGS

Record Book

1999-00 REGULAR SEASON STANDINGS

EASTERN CONFERENCE

										Home	Road
ATLANTIC	GP	W	L	T	RT	PTS	PCT	GF	GA	W-L-T	W-L-T
Lowell	80	33	32	2	13	81	.506	219	237	18-13-9	15-21-4
St. John's	80	34	35	4	7	79	.494	246	270	17-19-4	17-20-3
Fredericton	80	33	36	5	6	77	.481	246	246	20-17-3	13-24-3
Saint John	80	31	40	1	8	71	.444	238	296	19-17-4	12-24-4
Portland	80	23	48	2	7	55	.344	214	273	13-24-3	10-26-4
New England Division	GP	W	L	T	RT	PTS	PCT	GF	GA	W-L-T	W-L-T
Providence	80	56	16	4	4	120	.750	321	223	33-7-0	23-13-4
Hartford	80	38	31	6	5	87	.544	256	256	23-15-2	15-22-3
Springfield	80	35	35	1	9	80	.500	245	232	22-15-3	13-21-6
Worcester	80	34	36	2	8	78	.488	237	260	20-15-5	14-23-3
New Haven	80	33	35	5	7	78	.488	240	250	13-24-3	20-16-4

WESTERN CONFERENCE

										Home	Road
Empire Division	GP	W	L	T	RT	PTS	PCT	GF	GA	W-L-T	W-L-T
Rochester	80	52	21	1	6	111	.694	287	176	27-11-2	25-11-4
Albany	80	46	26	2	6	100	.625	275	230	23-13-4	13-15-2
Hamilton	80	40	29	4	7	91	.569	229	206	22-14-4	18-19-3
Adirondack	80	21	48	3	8	53	.331	184	280	11-24-5	10-27-3
Syracuse	80	18	50	3	9	48	.300	220	327	10-24-6	8-29-3
Mid-Atlantic Division	GP	W	L	T	RT	PTS	PCT	GF	GA	W-L-T	W-L-T
Philadelphia	80	47	22	2	9	105	.656	272	221	24-11-5	23-13-4
Kentucky	80	44	26	3	7	98	.613	272	214	23-14-3	21-15-4
Hershey	80	37	32	1	10	85	.531	242	224	22-14-4	15-19-6
Cincinnati	80	35	39	2	4	76	.475	227	249	23-16-1	12-25-3

2000 Playoffs

Conference Quarterfinals

Series A:	Providence defeated Quebec	(3-0)
Series B:	Lowell defeated Saint John	(3-0)
Series C:	Hartford defeated Springfield	(3-2)
Series D:	Worcester defeated Portland	3-1)
Series E:	Rochester defeated Albany	(3-2)
Series F:	Hamilton defeated Syracuse	(3-1)
Series G:	Kentucky defeated Louisville	(3-1)
Series H:	Hershey defeated Philadelphia	(3-2)

Conference Semifinals

Series J:	Providence defeated Lowell	(4-0)
Series K:	Hartford defeated Worcester	(4-1)
Series L:	Rochester defeated Hamilton	(4-2)
Series M:	Hershey defeated Kentucky	(4-1)

Conference Finals

Series N:	Hartford defeated Providence	(4-3)
Series O:	Rochester defeated Hershey	(4-0)

Calder Cup Finals

Series P:	Hartford defeated Rochester	(4-2)
-----------	-----------------------------	-------

Jack Butterfield Winner (Calder Cup MVP)

Derek Armstrong, Hartford



AMERKS YEAR-BY-YEAR STANDINGS

Record Book

2000-01 REGULAR SEASON STANDINGS

EASTERN CONFERENCE

	GP	W	L	T	RT	PTS	PCT	GF	GA	PIM	Home W-L-T	Road W-L-T
Canadian Division												
Saint John	80	44	24	7	5	100	.625	269	210	1931	25-10-5	19-19-2
Quebec	80	41	32	3	4	89	.556	264	252	1660	27-11-2	14-25-1
St. John's	80	35	35	8	2	80	.500	247	244	1564	21-15-4	14-22-4
Hamilton	80	28	41	6	5	67	.419	227	281	1760	16-21-3	12-25-3
New England Division												
Worcester	80	48	20	9	3	108	.675	264	205	1798	27-10-3	21-13-6
Hartford	80	40	26	8	6	94	.588	263	247	2280	21-15-4	19-17-4
Providence	80	35	31	10	4	84	.525	245	242	1884	19-17-4	16-18-6
Lowell	80	35	35	5	5	80	.500	225	244	1826	19-19-2	16-21-3
Portland	80	34	40	4	2	74	.463	250	280	1683	20-18-2	14-24-2
Springfield	80	29	37	8	6	72	.450	253	280	622	14-20-6	15-23-2

WESTERN CONFERENCE

	GP	W	L	T	RT	PTS	PCT	GF	GA	PIM	Home W-L-T	Road W-L-T
Empire Division												
Kentucky	80	42	25	12	1	97	.606	273	212	1970	19-13-8	23-13-4
Cincinnati	80	41	26	9	4	95	.594	254	240	1910	22-14-4	19-16-5
Norfolk	80	36	26	13	5	90	.563	241	208	2017	24-13-3	12-18-10
Louisville	80	21	51	5	3	50	.313	200	285	1958	12-27-1	9-27-4
Mid-Atlantic Division												
Rochester	80	46	22	9	3	104	.650	224	192	1561	24-10-6	22-15-3
Wilkes-Barre	80	36	33	9	2	83	.519	252	248	2295	20-15-5	16-20-4
Syracuse	80	33	30	12	5	83	.519	235	254	1907	20-13-7	13-22-5
Philadelphia	80	36	34	5	5	82	.513	246	244	2023	18-20-2	18-19-3
Hershey	80	34	39	4	3	75	.469	216	234	1647	20-19-1	14-23-3
Albany	80	30	40	6	4	70	.438	216	262	1814	17-19-4	13-25-2
TOTAL	800	724	724	152	77	1677		4864		37,110		

2001 Playoffs

Conference Quarterfinals

Series A:	Saint John defeated Portland	(3-0)
Series B:	Quebec defeated St. John's	(3-1)
Series C:	Worcester defeated Lowell	(3-1)
Series D:	Providence defeated Hartford	(3-2)
Series E:	Philadelphia defeated Rochester	(3-1)
Series F:	Wilkes-Barre defeated Syracuse	(3-2)
Series G:	Hershey defeated Kentucky	(3-0)
Series H:	Norfolk defeated Cincinnati	(3-1)

Conference Semifinals

Series J:	Saint John defeated Quebec	(4-1)
Series K:	Providence defeated Worcester	(4-3)
Series L:	Wilkes-Barre defeated Philadelphia	(4-2)
Series M:	Hershey defeated Norfolk	(4-1)

Conference Finals

Series N:	Saint John defeated Providence	(4-1)
Series O:	Wilkes-Barre defeated Hershey	(4-0)

Calder Cup Finals

Series P:	Saint John defeated Wilkes-Barre	(4-2)
-----------	----------------------------------	-------

Jack Butterfield Winner (Calder Cup MVP)
Steve Begin (Saint John)

2000-01 Attendance Report

TEAM	TOTAL	GAMES	AVERAGE
Philadelphia	342,849	40	8,571
Rochester	341,169	40	8,529
Wilkes-Barre	330,135	40	8,253
Providence	308,032	40	7,700
Hartford	283,962	40	7,099
Hershey	253,907	40	6,347
Worcester	249,862	40	6,246
Syracuse	206,795	40	5,169
Cincinnati	200,044	40	5,001
Hamilton	198,771	40	4,969
Louisville	194,638	40	4,865
Norfolk	188,553	40	4,713
Portland	184,404	40	4,610
Kentucky	178,457	40	4,461
Springfield	177,094	40	4,427
Quebec	173,202	40	4,330
Saint John	150,532	40	3,763
Albany	144,621	40	3,615
Lowell	139,329	40	3,483
St. John's	131,753	40	3,293
TOTAL	4,378,109	800	5,473



AMERKS YEAR-BY-YEAR STANDINGS

Record Book

2001-02 REGULAR SEASON STANDINGS

EASTERN CONFERENCE

East Division

	GP	W	L	T	OTL	PTS	PCT	GF	GA	PIM	Home W-L-T	Road W-L-T
Bridgeport	80	43	25	8	4	98	.613	240	192	1361	26-10-4	17-19-4
Hartford	80	41	26	10	3	95	.594	249	243	1974	22-12-6	19-17-4
Providence	80	35	33	8	4	82	.513	190	223	1713	20-16-4	15-21-4
Springfield	80	35	41	2	2	74	.463	213	237	2052	23-17-0	12-26-2
Albany	80	14	42	12	12	52	.325	172	271	1238	11-23-6	3-31-6

North Division

	GP	W	L	T	OTL	PTS	PCT	GF	GA	PIM	Home W-L-T	Road W-L-T
Lowell	80	41	25	11	3	96	.600	229	209	1311	19-15-6	22-13-5
Manchester	80	38	28	11	3	90	.563	236	225	1491	23-14-3	15-17-8
Worcester	80	39	33	7	1	86	.538	245	218	1945	22-15-3	17-19-4
Portland	80	30	31	15	4	79	.494	220	225	1767	21-16-3	9-19-12

Canadian Division

	GP	W	L	T	OTL	PTS	PCT	GF	GA	PIM	Home W-L-T	Road W-L-T
Quebec	80	35	27	15	3	88	.550	257	254	1475	18-13-9	17-17-6
Hamilton	80	37	30	10	3	87	.544	247	205	1664	23-11-6	14-22-4
St. John's	80	34	27	17	2	87	.544	256	240	1554	19-13-8	15-16-9
Manitoba	80	39	33	4	4	86	.538	270	260	1921	20-18-2	19-19-2
Saint John	80	29	34	13	4	75	.469	182	202	1347	15-15-10	14-23-3

WESTERN CONFERENCE

West Division

	GP	W	L	T	OTL	PTS	PCT	GF	GA	PIM	Home W-L-T	Road W-L-T
Grand Rapids	80	42	27	11	0	95	.594	217	178	1335	24-12-4	18-15-7
Houston	80	39	26	10	5	93	.581	234	232	1653	19-15-6	20-16-4
Utah	80	40	29	6	5	91	.569	240	225	1777	21-16-3	19-18-3
Chicago	80	37	31	7	5	86	.538	250	236	1695	19-17-4	18-19-3
Milwaukee	80	30	35	10	5	75	.469	198	207	1511	18-17-5	12-23-5

Central Division

	GP	W	L	T	OTL	PTS	PCT	GF	GA	PIM	Home W-L-T	Road W-L-T
Syracuse	80	39	23	13	5	96	.600	228	193	2058	22-11-7	17-17-6
Rochester	80	32	30	15	3	82	.513	206	211	1896	18-16-6	14-17-9
Cincinnati	80	33	33	11	3	80	.500	216	211	1577	19-14-7	14-22-4
Cleveland	80	29	40	7	4	69	.431	223	268	2298	17-23-0	12-21-7

South Division

Norfolk	80	38	26	12	4	92	.575	222	205	1686	20-12-8	18-18-4
Hershey	80	36	27	11	6	89	.556	200	193	1675	21-13-6	15-20-5
Philadelphia	80	33	27	15	5	86	.538	210	2	181	18-13-9	15-19-6
Wilkes-Barre	80	20	44	13	3	56	.350	201	274	2807	14-19-7	6-28-6
TOTAL	1080	938	938	284	105	2265		6047		46,962		

2002 Playoffs

Conference Quarterfinals

Series Q1:	Chicago defeats Cincinnati	(2-1)
Series Q2:	Philadelphia defeats Rochester	(2-0)
Series Q3:	St. John's defeats Providence	(2-0)
Series Q4:	Manitoba defeats Worcester	(2-1)

Conference Quarterfinals

Series A:	Syracuse defeats Philadelphia	(3-0)
Series B:	Chicago defeats Grand Rapids	(3-2)
Series C:	Hershey defeats Norfolk	(3-1)
Series D:	Houston defeats Utah	(3-2)
Series E:	Bridgeport defeats Manitoba	(3-2)
Series F:	St. John's defeats Lowell	(3-2)
Series G:	Hamilton defeats Quebec	(3-0)
Series H:	Hartford defeats Manchester	(3-2)

Conference Semifinals

Series I:	Chicago defeats Syracuse	(4-3)
Series J:	Houston defeats Hershey	(4-0)
Series K:	Bridgeport defeats St. John's	(4-0)
Series L:	Hamilton defeats Hartford	(4-1)

Conference Finals

Series M:	Chicago defeats Houston	(4-1)
Series N:	Bridgeport defeats Hamilton	(4-2)

Calder Cup Finals

Series O:	Chicago defeats Bridgeport	(4-1)
-----------	----------------------------	-------

Jack Butterfield Winner (Calder Cup MVP)
Pasi Nurminen (Chicago Wolves)

2001-02 Attendance Report

TEAM	TOTAL	GAMES	AVERAGE
Philadelphia	338,009	40	8,450
Wilkes-Barre	333,501	40	8,337
Manchester	327,964	40	8,199
Chicago	325,561	40	8,139
Providence	325,106	40	8,127
Rochester	307,299	40	7,682
Grand Rapids	281,867	40	7,046
Manitoba	281,736	40	7,043
Hartford	268,598	40	6,714
Milwaukee	253,168	40	6,329
Hershey	244,755	40	6,118
Utah	243,855	40	6,096
Hamilton	219,571	40	5,489
Cincinnati	218,384	40	5,459
Houston	217,123	40	5,428
Syracuse	212,239	40	5,305
Worcester	204,784	40	5,119
Saint John	203,421	40	5,085
St. John's	202,788	40	5,069
Quebec	188,824	40	4,720
Springfield 1	84,922	40	4,623
Norfolk	181,651	40	4,541
Bridgeport	177,935	40	4,448
Portland	176,000	40	4,400
Lowell	164,142	40	4,103
Albany	154,719	40	3,867
Cleveland	129,074	40	3,226
TOTAL	6,366,996	1080	5,895



AMERKS YEAR-BY-YEAR STANDINGS

Record Book

2002-03 REGULAR SEASON STANDINGS

EASTERN CONFERENCE

East Division

	GP	W	L	T	OTL	PTS	PCT	GF	GA	PIM	Home W-L-T-OTL	Road W-L-T-OTL
Binghamton	80	43	26	9	2	97	.606	239	207	1789	23-11-4-2	20-15-5-0
Bridgeport	80	40	26	11	3	94	.588	219	198	1350	24-10-4-2	16-16-7-1
Hartford	80	33	27	12	8	86	.538	255	236	2164	18-14-6-2	15-13-6-6
Springfield	80	34	38	7	1	76	.475	202	243	1555	22-13-4-1	12-25-3-0
Albany	80	25	37	11	7	68	.425	197	235	1529	15-17-4-4	10-20-7-3

North Division

	GP	W	L	T	OTL	PTS	PCT	GF	GA	PIM	Home W-L-T-OTL	Road W-L-T-OTL
Providence	80	44	20	11	5	104	.650	268	227	1720	26-9-4-1	18-11-7-4
Manchester	80	40	23	11	6	97	.606	254	209	1563	23-11-6-0	17-12-5-6
Worcester	80	35	27	15	3	88	.550	235	220	1523	18-11-10-1	17-16-5-2
Portland	80	33	28	13	6	85	.531	221	195	1808	19-12-6-3	14-16-7-3
Lowell	80	19	51	7	3	48	.300	175	275	1376	11-22-6-1	8-29-1-2

Canadian Division

	GP	W	L	T	OTL	PTS	PCT	GF	GA	PIM	Home W-L-T-OTL	Road W-L-T-OTL
Hamilton	80	49	19	8	4	110	.688	279	191	1319	26-7-4-3	23-12-4-1
Manitoba	80	37	33	8	2	84	.525	229	228	1405	22-14-4-0	15-19-4-2
St. John's	80	32	40	6	2	72	.450	236	285	1683	19-17-3-1	13-23-3-1
Saint John	80	32	41	6	1	71	.444	203	223	1704	16-20-3-1	16-21-3-0

WESTERN CONFERENCE

West Division

	GP	W	L	T	OTL	PTS	PCT	GF	GA	PIM	Home W-L-T-OTL	Road W-L-T-OTL
Houston	80	47	23	7	3	104	.650	266	222	1716	25-10-4-1	22-13-3-2
Chicago	80	43	25	8	4	98	.613	276	237	1905	28-8-2-2	15-17-6-2
San Antonio	80	36	29	11	4	87	.544	235	226	1707	22-9-7-2	14-20-4-2
Milwaukee	80	32	27	14	7	85	.531	247	251	1747	19-9-8-4	13-18-6-3
Utah	80	37	34	4	5	83	.519	227	243	2122	21-14-1-4	16-20-3-1

Central Division

	GP	W	L	T	OTL	PTS	PCT	GF	GA	PIM	Home W-L-T-OTL	Road W-L-T-OTL
Grand Rapids	80	48	22	8	2	106	.663	240	177	1287	22-13-5-0	26-9-3-2
Rochester	80	31	30	14	5	81	.506	219	221	1967	16-14-9-1	15-16-5-4
Cincinnati	80	26	35	13	6	71	.444	202	242	1568	16-16-4-4	10-19-9-2
Syracuse	80	27	41	8	4	66	.413	201	256	1677	11-21-5-3	16-20-3-1
Cleveland	80	22	48	5	5	54	.338	203	286	1595	12-22-2-4	10-26-3-1

South Division

	GP	W	L	T	OTL	PTS	PCT	GF	GA	PIM	Home W-L-T-OTL	Road W-L-T-OTL
Norfolk	80	37	26	12	5	91	.569	201	187	1613	18-12-6-4	19-14-6-1
Hershey	80	36	27	14	3	89	.556	217	209	1313	20-13-6-1	16-14-8-2
Wilkes-Barre	80	36	32	7	5	84	.525	245	248	1552	21-15-2-2	15-17-5-3
Philadelphia	80	33	33	6	8	80	.500	198	212	1991	17-14-4-5	16-19-2-3

TOTAL

1120 987 868 266 119 2359 6389 46,248

2003 Playoffs

Conference Quarterfinals

Series Q1:	Milwaukee defeats Rochester	(2-1)
Series Q2:	Wilkes-Barre defeats Utah	(2-0)
Series Q3:	Springfield defeats Hartford	(2-0)
Series Q4:	Manitoba defeats Portland	(2-1)

Conference Quarterfinals

Series A:	Grand Rapids defeats Wilkes-Barre	(3-1)
Series B:	Houston defeats Milwaukee	(3-0)
Series C:	Norfolk defeats San Antonio	(3-0)
Series D:	Chicago defeats Hershey	(3-2)
Series E:	Hamilton defeats Springfield	(3-1)
Series F:	Manitoba defeats Providence	(3-1)
Series G:	Binghamton defeats Worcester	(3-0)
Series H:	Bridgeport defeats Manchester	(3-0)

Conference Semifinals

Series I:	Grand Rapids defeats Chicago	(4-0)
Series J:	Houston defeats Norfolk	(4-2)
Series K:	Hamilton defeats Manitoba	(4-3)
Series L:	Binghamton defeats Bridgeport	(4-2)

Conference Finals

Series M:	Houston defeats Grand Rapids	(4-3)
Series N:	Hamilton defeats Binghamton	(4-1)

Calder Cup Finals

Series O:	Houston defeats Hamilton	(4-3)
-----------	--------------------------	-------

2002-03 Attendance Report

TEAM	TOTAL	GAMES	AVERAGE
Manchester	359,464	40	8,986
Wilkes-Barre	332,165	40	8,304
Chicago	324,555	40	8,113
Providence	320,010	40	8,000
Hershey	312,894	40	7,822
Philadelphia	299,529	40	7,488
Grand Rapids	288,628	40	7,215
Manitoba	281,512	40	7,037
Rochester	265,619	40	6,640
Utah	254,159	40	6,353
Hartford	233,821	40	5,845
Cincinnati	207,548	40	5,188
Houston	204,990	40	5,124
Syracuse	204,547	40	5,113
Milwaukee	202,928	40	5,073
San Antonio	201,520	40	5,038
St. John's	199,366	40	4,984
Hamilton	188,974	40	4,724
Worcester	187,123	40	4,678
Norfolk	185,288	40	4,632
Bridgeport	182,445	40	4,561
Portland	176,928	40	4,423
Springfield	171,353	40	4,283
Lowell	164,935	40	4,123
Binghamton	161,526	40	4,038
Saint John	157,548	40	3,938
Albany	149,049	40	3,726
Cleveland	142,461	40	3,561
TOTAL	6,360,885	1120	5,679



AMERKS YEAR-BY-YEAR STANDINGS

Record Book

2003-04 REGULAR SEASON STANDINGS

EASTERN CONFERENCE

Atlantic Division

	GP	W	L	T	OTL	PTS	WPCT	GF	GA	PIM	Home W-L-T-OTL	Road W-L-T-OTL
Hartford	80	44	22	12	2	102	.638	198	153	1644	24-10-6-0	20-12-6-2
Manchester	80	40	28	7	5	92	.575	223	181	1448	23-10-3-4	17-18-4-1
Worcester	80	37	27	13	3	90	.563	207	186	1378	18-14-7-1	19-13-6-2
Providence	80	36	29	11	4	87	.544	170	170	1739	20-13-4-3	16-16-7-1
Portland	80	32	27	13	8	85	.531	156	160	1141	19-11-7-3	13-16-6-5
Lowell	80	32	36	6	6	76	.475	208	242	1319	17-15-3-5	15-21-3-1
Springfield	80	26	43	9	2	63	.394	179	234	1577	18-16-5-1	8-27-4-1

TOTALS

560 247 212 71 30 595 .531 1341 1326 10246 - -

East Division

	GP	W	L	T	OTL	PTS	WPCT	GF	GA	PIM	Home W-L-T-OTL	Road W-L-T-OTL
Philadelphia	80	46	25	7	2	101	.631	216	168	2259	24-11-3-2	22-14-4-0
Bridgeport	80	41	23	12	4	98	.613	178	140	1189	21-10-7-2	20-13-5-2
Wilkes-Barre	80	34	28	10	8	86	.538	197	197	1767	19-14-5-2	15-14-5-6
Binghamton	80	34	34	9	3	80	.500	210	216	2015	21-13-3-3	13-21-6-0
Norfolk	80	35	36	4	5	79	.494	172	187	1626	22-15-1-2	13-21-3-3
Hershey	80	33	34	8	5	78	.488	203	218	1623	17-15-4-4	16-19-4-1
Albany	80	21	39	11	9	62	.388	182	257	1489	14-17-5-4	7-22-6-5

TOTALS

560 244 219 61 36 584 .521 1358 1383 11968 - -

WESTERN CONFERENCE

North Division

	GP	W	L	T	OTL	PTS	WPCT	GF	GA	PIM	Home W-L-T-OTL	Road W-L-T-OTL
Hamilton	80	41	25	10	4	96	.600	235	191	1248	24-8-5-3	17-17-5-1
Syracuse	80	38	25	10	7	93	.581	239	235	1869	21-8-6-5	17-17-4-2
Rochester	80	37	28	10	5	89	.556	207	188	1776	25-11-3-1	12-17-7-4
Cleveland	80	37	28	8	7	89	.556	235	220	1481	18-16-2-4	19-12-6-3
Toronto	80	35	34	8	3	81	.506	219	224	1420	20-14-5-1	15-20-3-2
Manitoba	80	32	35	11	2	77	.481	214	232	1394	18-15-7-0	14-20-4-2
St. John's	80	32	36	8	4	76	.475	225	265	1725	17-17-5-1	15-19-3-3

TOTALS

560 252 211 65 32 601 0.537 1574 1555 10913 - -

West Division

	GP	W	L	T	OTL	PTS	WPCT	GF	GA	PIM	Home W-L-T-OTL	Road W-L-T-OTL
Milwaukee	80	46	24	7	3	102	.638	269	191	1409	23-13-4-0	23-11-3-3
Grand Rapids	80	44	28	8	0	96	.600	195	166	1289	24-10-6-0	20-18-2-0
Chicago	80	42	26	9	3	96	.600	246	208	1658	26-10-3-1	16-16-6-2
Houston	80	28	34	14	4	74	.463	197	220	1636	18-12-8-2	10-22-6-2
Cincinnati	80	29	37	13	1	72	.450	188	211	1643	17-14-8-1	12-23-5-0
San Antonio	80	30	42	8	0	68	.425	191	231	1341	17-18-5-0	13-24-3-0
Utah	80	27	42	6	5	65	.406	162	230	1749	16-20-1-3	11-22-5-2

TOTALS

560 246 233 65 16 573 .512 1448 1457 10,725 - -

2004 Playoffs

Conference Qualifiers

Series Q1:	Portland defeats Providence	(2-0)
Series Q2:	Norfolk defeats Binghamton	(2-0)
Series Q3:	Cleveland defeats Toronto	(2-1)
Series Q4:	Cincinnati defeats Houston	(2-0)

Division Semifinals

Series A:	Hartford defeats Portland	(4-1)
Series B:	Worcester defeats Manchester	(4-2)
Series C:	Philadelphia defeats Norfolk	(4-2)
Series D:	Wilkes-Barre defeats Bridgeport	(4-3)
Series E:	Hamilton defeats Cleveland	(4-2)
Series F:	Rochester defeats Syracuse	(4-3)
Series G:	Milwaukee defeats Cincinnati	(4-3)
Series H:	Chicago defeats Grand Rapids	(4-0)

Division Finals

Series I:	Hartford defeats Worcester	(4-0)
Series J:	Wilkes-Barre defeats Philadelphia	(4-2)
Series K:	Rochester defeats Hamilton	(4-0)
Series L:	Milwaukee defeats Chicago	(4-2)

Conference Finals

Series M:	Wilkes-Barre defeats Hartford	(4-3)
Series N:	Milwaukee defeats Rochester	(4-1)

Calder Cup Finals

Series O:	Milwaukee defeats Wilkes-Barre	(4-0)
-----------	--------------------------------	-------

2003-04 Attendance Report

TEAM	TOTAL	GAMES	AVERAGE
Manchester	365,636	40	9,140
Wilkes-Barre	331,928	40	8,298
Chicago	320,231	40	8,005
Providence	299,906	40	7,497
Hershey	298,778	40	7,469
Rochester	297,020	40	7,425
Philadelphia	290,444	40	7,261
Manitoba	276,562	40	6,914
Grand Rapids	269,094	40	6,727
Utah	226,910	40	5,672
Hartford	220,579	40	5,514
Houston	214,508	40	5,362
Syracuse	211,450	40	5,286
Hamilton	204,422	40	5,110
San Antonio	197,902	40	4,947
Bridgeport	194,594	40	4,864
Worcester	193,294	40	4,832
St. John's	191,978	40	4,799
Toronto	183,486	40	4,587
Milwaukee	182,999	40	4,574
Cincinnati	181,439	40	4,535
Binghamton	174,401	40	4,360
Cleveland	168,486	40	4,212
Portland	162,881	40	4,072
Lowell	161,175	40	4,029
Norfolk	159,676	40	3,991
Springfield	148,205	40	3,705
Albany	138,168	40	3,454
TOTAL	6,266,152	1120	5,594



AMERKS YEAR-BY-YEAR STANDINGS

Record Book

2004-05 REGULAR SEASON STANDINGS

EASTERN CONFERENCE

Atlantic Division

	GP	W	L	T	OTL	PTS	WPCT	GF	GA	PIM	Home W-L-T-OTL	Road W-L-T-OTL
Manchester	80	51	21	4	4	110	.688	258	176	2044	28-7-3-2	23-14-1-2
Hartford	80	50	24	3	3	106	.663	206	160	2586	30-8-1-1	20-16-2-2
Lowell	80	47	27	1	5	100	.625	242	190	1946	26-11-0-3	21-16-1-2
Providence	80	40	30	3	7	90	.563	211	202	2171	26-10-2-2	14-20-1-5
Worcester	80	39	34	4	3	85	.531	212	223	1422	23-15-1-1	16-19-3-2
Portland	80	34	34	6	6	80	.500	175	242	1810	22-14-1-3	12-20-5-3
Springfield	80	24	47	6	3	57	.356	161	255	1946	16-18-3-3	8-29-3-0

TOTALS

560 285 217 27 31 628 .561 1465 1448 13,925

East Division

	GP	W	L	T	OTL	PTS	WPCT	GF	GA	PIM	Home W-L-T-OTL	W-L-T-OTL
Binghamton	80	47	21	5	7	106	.663	276	217	2382	27-6-3-4	20-15-2-3
Philadelphia	80	48	25	3	4	103	.644	235	185	2244	26-10-2-2	22-15-1-2
Norfolk	80	43	30	1	6	93	.581	200	188	2256	25-13-0-2	18-17-1-4
Wilkes-Barre	80	39	27	7	7	92	.575	227	219	1943	23-12-2-3	16-15-5-4
Hershey	80	39	37	2	2	82	.513	207	226	1479	23-16-1-0	16-21-1-2
Bridgeport	80	37	38	4	1	79	.494	192	222	1834	27-13-0-0	10-25-4-1
Albany	80	29	38	7	6	71	.444	195	248	2178	15-20-3-2	14-18-4-4

TOTALS

560 282 216 29 33 626 .559 1535 1505 14,316

WESTERN CONFERENCE

North Division

	GP	W	L	T	OTL	PTS	WPCT	GF	GA	PIM	Home W-L-T-OTL	Road W-L-T-OTL
Rochester	80	51	19	4	6	112	.700	243	208	1923	27-8-3-2	24-11-1-4
St. John's	80	46	28	1	5	98	.613	244	232	2072	28-9-0-3	18-19-1-2
Manitoba	80	44	26	3	7	98	.613	243	210	1799	22-14-1-3	22-12-2-4
Hamilton	80	38	29	7	6	89	.556	225	210	1764	20-14-2-4	18-15-5-2
Syracuse	80	36	33	7	4	83	.519	215	230	2238	18-15-5-2	18-18-2-2
Edmonton	80	32	33	4	11	79	.494	201	223	1873	20-15-0-5	12-18-4-6
Cleveland	80	35	37	2	6	78	.488	200	226	1676	19-17-2-2	16-20-0-4

TOTALS

560 282 205 28 45 637 .569 1571 1539 13,345

West Division

	GP	W	L	T	OTL	PTS	WPCT	GF	GA	PIM	Home W-L-T-OTL	W-L-T-OTL
Chicago	80	49	24	5	2	105	.656	245	211	1954	28-7-4-1	21-17-1-1
Milwaukee	80	47	24	4	5	103	.644	247	207	1930	25-11-2-2	22-13-2-3
Cincinnati	80	44	31	1	4	93	.581	206	191	2208	28-10-0-2	16-21-1-2
Houston	80	40	28	6	6	92	.575	212	195	1862	23-13-1-3	17-15-5-3
Grand Rapids	80	41	35	2	2	86	.538	200	200	1721	19-18-2-1	22-17-0-1
San Antonio	80	27	45	3	5	62	.388	232	232	1654	15-21-1-3	12-24-2-2
Utah	80	23	50	2	5	53	.331	265	265	1857	14-23-1-2	9-27-1-3

TOTALS

560 271 237 23 29 594 .530 1422 1501 13,186

2005 Playoffs

Division Semifinals

Series A:	Providence defeats Manchester	(4-2)
Series B:	Lowell defeats Hartford	(4-2)
Series C:	Wilkes-Barre/Scranton defeats Binghamton	(4-2)
Series D:	Philadelphia defeats Norfolk	(4-2)
Series E:	Rochester defeats Hamilton	(4-0)
Series F:	Manitoba defeats St. John's	(4-1)
Series G:	Chicago defeats Houston	(4-1)
Series H:	Cincinnati defeats Milwaukee	(4-3)

Division Finals

Series I:	Providence defeats Lowell	(4-1)
Series J:	Philadelphia defeats Wilkes-Barre/Scranton	(4-1)
Series K:	Manitoba defeats Rochester	(4-1)
Series L:	Chicago defeats Cincinnati	(4-1)

Conference Finals

Series M:	Philadelphia defeats Providence	(4-2)
Series N:	Chicago defeats Manitoba	(4-0)

Calder Cup Finals

Series O:	Philadelphia defeats Chicago	(4-0)
-----------	------------------------------	-------

2004-05 Attendance Report

TEAM	TOTAL	GAMES	AVERAGE
Chicago	368,390	40	9,209
Manchester	362,105	40	9,052
Edmonton	354,151	40	8,853
Manitoba	345,062	40	8,626
Rochester	337,894	40	8,447
Wilkes-Barre/Scranton	327,863	40	8,196
Philadelphia	318,690	40	7,967
Hershey	303,801	40	7,595
Providence	301,684	40	7,542
Grand Rapids	266,399	40	6,659
Hamilton	231,753	40	5,793
Houston	226,790	40	5,669
Syracuse	220,191	40	5,504
Bridgeport	216,123	40	5,403
Hartford	205,702	40	5,142
Cincinnati	198,478	40	4,961
Milwaukee	197,198	40	4,929
St. John's	193,140	40	4,828
Utah	192,024	40	4,800
Binghamton	185,341	40	4,633
San Antonio	182,259	40	4,556
Worcester	175,655	40	4,391
Portland	173,568	40	4,339
Norfolk	167,638	40	4,190
Cleveland	167,131	40	4,178
Lowell	160,066	40	4,001
Springfield	148,546	40	3,713
Albany	148,144	40	3,703
TOTAL	6,675,786	1120	5,960



AMERKS YEAR-BY-YEAR STANDINGS

Record Book

2005-06 REGULAR SEASON STANDINGS

EASTERN CONFERENCE

East Division	GP	W	L	OTL	SOL	PTS	PCT	GF	GA	PIM	Home				Road			
											W	L	OT	SOL	W	L	OT	SOL
Wilkes-Barre	80	51	18	5	6	113	.706	249	178	2099	28	8	2	2	23	10	3	4
Hershey	80	44	21	5	10	103	.644	262	234	2076	27	9	0	4	17	12	5	6
Norfolk	80	43	29	4	4	94	.588	259	246	1911	22	16	1	1	21	13	3	3
Bridgeport	80	38	33	6	3	85	.531	246	253	1303	21	13	4	2	17	20	2	1
Binghamton	80	35	37	4	4	78	.488	258	295	2190	21	15	1	3	14	22	3	1
Philadelphia	80	34	37	2	7	77	.481	197	232	2368	22	12	1	5	12	25	1	2
Atlantic Division	GP	W	L	OTL	SOL	PTS	PCT	GF	GA	PIM	W	L	OT	SOL	W	L	OT	SOL
Portland	80	53	19	5	3	114	.713	306	241	1918	26	10	2	2	27	9	3	1
Hartford	80	48	24	2	6	104	.650	292	241	1920	25	13	0	2	23	11	2	4
Manchester	80	43	30	3	4	93	.581	236	230	1264	23	13	2	2	20	17	1	2
Providence	80	43	31	1	5	92	.575	254	217	1686	23	14	0	3	20	17	1	2
Lowell	80	29	37	6	8	72	.450	222	257	1465	16	16	4	4	13	21	2	4
Springfield	80	28	43	3	6	65	.406	220	312	1539	14	20	1	5	14	23	2	1
Albany	80	25	48	4	3	57	.356	206	278	1964	14	23	2	1	11	25	2	2

WESTERN CONFERENCE

North Division	GP	W	L	OTL	SOL	PTS	PCT	GF	GA	PIM	Home				Road			
											W	L	OT	SOL	W	L	OT	SOL
Grand Rapids	80	55	20	1	4	115	.719	323	247	1867	30	6	1	3	25	14	0	1
Syracuse	80	47	25	5	3	102	.638	272	251	2003	27	9	2	2	20	16	3	1
Manitoba	80	44	24	7	5	100	.625	243	217	1910	24	12	2	2	20	12	5	3
Toronto	80	41	29	6	4	92	.575	270	263	1732	21	14	1	4	20	15	5	0
Rochester	80	37	39	2	2	78	.488	261	270	1988	19	19	1	1	18	20	1	1
Hamilton	80	35	41	0	4	74	.463	225	251	2090	20	18	0	2	15	23	0	2
Cleveland	80	27	48	2	3	59	.369	210	302	1682	15	22	1	2	12	26	1	1
West Division	GP	W	L	OTL	SOL	PTS	PCT	GF	GA	PIM	W	L	OT	SOL	W	L	OT	SOL
Milwaukee	80	49	21	6	4	108	.675	268	234	1877	27	10	2	1	22	11	4	3
Houston	80	50	24	3	3	106	.663	285	242	1789	30	6	2	2	20	18	1	1
Peoria	80	46	26	3	5	100	.625	253	226	1683	25	12	0	3	21	14	3	2
Iowa	80	41	31	1	7	90	.563	238	228	1413	21	14	1	4	20	17	0	3
Chicago	80	36	32	4	8	84	.525	278	275	2013	20	17	2	1	16	15	2	7
Omaha	80	35	31	3	11	84	.525	206	221	1801	16	13	2	9	19	18	1	2
San Antonio	80	23	50	3	4	53	.331	153	251	1598	14	23	2	1	9	27	1	3

2006 Playoffs

Division Semifinals

Series A:	Portland defeats Providence	(4-2)
Series B:	Hartford defeats Michigan	(4-3)
Series C:	Wilkes-Barre/Scranton defeats Bridgeport	(4-3)
Series D:	Hershey defeats Norfolk	(4-0)
Series E:	Grand Rapids defeats Toronto	(4-1)
Series F:	Manitoba defeats Syracuse	(4-2)
Series G:	Milwaukee defeats Iowa	(4-3)
Series H:	Houston defeats Peoria	(4-0)

Division Finals

Series I:	Portland defeats Hartford	(4-2)
Series J:	Hershey defeats Wilkes-Barre	(4-0)
Series K:	Grand Rapids defeats Manitoba	(4-3)
Series L:	Milwaukee defeats Houston	(4-0)

Conference Finals

Series M:	Hershey defeats Portland	(4-3)
Series N:	Milwaukee defeats Grand Rapids	(4-0)

Calder Cup Finals

Series O:	Hershey defeats Milwaukee	(4-2)
-----------	---------------------------	-------

2005-06 Attendance Report

TEAM	TOTAL	GAMES	AVERAGE
Manchester	344,490	40	8,612
Wilkes-Barre Scranton	325,229	40	8,131
Manitoba	323,144	40	8,079
Chicago	317,284	40	7,932
Hershey	308,092	40	7,702
Philadelphia	286,461	40	7,162
Rochester	279,539	40	6,988
Providence	272,371	40	6,809
Grand Rapids	261,907	40	6,548
Houston	232,003	40	5,800
Syracuse	216,810	40	5,420
Milwaukee	211,978	40	5,299
Iowa	206,250	40	5,156
Hamilton	204,787	40	5,120
Portland	194,960	40	4,874
Peoria	191,201	40	4,780
San Antonio	177,755	40	4,444
Toronto	174,477	40	4,362
Norfolk	168,398	40	4,210
Binghamton	161,803	40	4,045
Albany	161,003	40	4,025
Bridgeport	147,823	40	3,696
Lowell	145,396	40	3,635
Cleveland	141,901	40	3,548
Springfield	137,976	40	3,474
Omaha	130,842	40	3,271
TOTAL	5,926,660	1,080	5,488



AMERKS YEAR-BY-YEAR STANDINGS

Record Book

2006-07 REGULAR SEASON STANDINGS

EASTERN CONFERENCE

Rank	Atlantic Division	GP	W	L	OTL	SOL	GF	GA	PTS	PCT	PIM	Home		Road	
												W-L-OTL-SOL	W-L-OTL-SOL		
1	Manchester Monarchs	80	51	21	7	1	242	182	110	0.688	1,566	28-8-4-0	23-13-3-1		
2	Hartford Wolf Pack	80	47	29	3	1	231	201	98	0.613	1,900	22-17-3-1	25-15-0-0		
3	Providence Bruins	80	44	30	2	4	251	218	94	0.588	1,473	25-12-1-2	19-18-1-2		
4	Worcester Sharks	80	41	28	3	8	247	244	93	0.581	1,382	22-13-1-4	19-15-2-4		
5	Lowell Devils	80	38	30	6	6	212	220	88	0.550	1,036	21-13-4-2	17-17-2-4		
6	Portland Pirates	80	37	31	3	9	225	232	86	0.537	1,656	22-14-1-3	15-17-2-6		
7	Springfield Falcons	80	28	49	1	2	181	268	59	0.369	1,281	15-24-1-0	13-25-0-2		
Rank	East Division	GP	W	L	OTL	SOL	GF	GA	PTS	PCT	PIM	Home		Road	
1	Hershey Bears	80	51	17	6	6	305	219	114	0.713	1,912	26-6-4-4	25-11-2-2		
2	Wilkes-Barre/Scranton Penguins	80	51	23	2	4	276	221	108	0.675	1,763	28-11-1-0	23-12-1-4		
3	Norfolk Admirals	80	50	22	6	2	301	257	108	0.675	2,041	32-5-2-1	18-17-4-1		
4	Albany River Rats	80	37	36	4	3	246	258	81	0.506	1,576	21-15-3-1	16-21-1-2		
5	Bridgeport Sound Tigers	80	36	37	1	6	229	267	79	0.494	1,331	22-14-0-4	14-23-1-2		
6	Philadelphia Phantoms	80	31	41	2	6	222	271	70	0.438	1,674	17-18-1-4	14-23-1-2		
7	Binghamton Senators	80	23	48	4	5	225	323	55	0.344	1,677	15-21-2-2	8-27-2-3		

WESTERN CONFERENCE

Rank	North Division	GP	W	L	OTL	SOL	GF	GA	PTS	PCT	PIM	Home		Road	
												W-L-OTL-SOL	W-L-OTL-SOL		
1	Manitoba Moose	80	45	23	7	5	232	201	102	0.637	1,489	25-10-3-2	20-13-4-3		
2	Rochester Americans	80	48	30	1	1	269	250	98	0.613	1,397	26-13-1-0	22-17-0-1		
3	Hamilton Bulldogs	80	43	28	3	6	243	208	95	0.594	1,474	24-13-1-2	19-15-2-4		
4	Grand Rapids Griffins	80	37	32	6	5	226	244	85	0.531	1,454	22-13-2-3	15-19-4-2		
5	Syracuse Crunch	80	34	34	4	8	250	248	80	0.500	1,961	20-14-3-3	14-20-1-5		
6	Toronto Marlies	80	34	39	2	5	220	270	75	0.469	1,664	16-20-2-2	18-19-0-3		
Rank	West Division	GP	W	L	OTL	SOL	GF	GA	PTS	PCT	PIM	Home		Road	
1	Omaha Ak-Sar-Ben Knights	80	49	25	5	1	214	189	104	0.650	1,600	22-16-2-0	27-9-3-1		
2	Chicago Wolves	80	46	25	3	6	331	252	101	0.631	1,704	19-17-1-3	27-8-2-3		
3	Milwaukee Admirals	80	41	25	4	10	227	230	96	0.600	1,399	19-14-3-4	22-11-1-6		
4	Iowa Stars	80	42	34	3	1	221	231	88	0.550	1,226	16-21-2-1	26-13-1-0		
5	Peoria Rivermen	80	37	33	2	8	221	242	84	0.525	1,585	21-14-1-4	16-19-1-4		
6	San Antonio Rampage	80	32	42	2	4	219	256	70	0.438	1,394	19-18-1-2	13-24-1-2		
7	Houston Aeros	80	27	43	4	6	205	269	64	0.400	1,614	14-21-1-4	13-22-3-2		

2007 Playoffs

Division Semifinals

Series A:	Manchester defeats Worcester	(4-2)
Series B:	Providence defeats Hartford	(4-3)
Series C:	Hershey defeats Albany	(4-1)
Series D:	Wilkes-Barre/Scranton defeats Norfolk	(4-2)
Series E:	Manitoba defeats Grand Rapids	(4-3)
Series F:	Hamilton defeats Rochester	(4-2)
Series G:	Iowa defeats Omaha Ak-Sar-Ben	(4-2)
Series H:	Chicago defeats Milwaukee	(4-0)

Division Finals

Series I:	Manchester defeats Providence	(4-2)
Series J:	Hershey defeats Wilkes-Barre/Scranton	(4-1)
Series K:	Hamilton defeats Manitoba	(4-2)
Series L:	Chicago defeats Iowa	(4-2)

Conference Finals

Series M:	Hershey defeats Manchester	(4-0)
Series N:	Hamilton defeats Chicago	(4-1)

Calder Cup Finals

Series O:	Hamilton defeats Hershey	(4-1)
-----------	--------------------------	-------

2006-07 Attendance Report

TEAM	TOTAL	GAMES	AVERAGE
Hershey	346,842	40	8,671
W-B/Scranton	321,199	40	8,030
Chicago	313,212	40	7,830
Manitoba	310,761	40	7,769
Manchester	303,723	40	7,593
Rochester	293,545	40	7,339
Grand Rapids	274,657	40	6,866
Philadelphia	267,910	40	6,698
Providence	265,379	40	6,634
Houston	256,878	40	6,422
Milwaukee	228,022	40	5,701
Portland	210,417	40	5,260
Syracuse	209,945	40	5,249
Hamilton	195,502	40	4,888
Iowa	192,724	40	4,818
Norfolk	187,374	40	4,684
Worcester	184,083	40	4,602
Hartford	182,516	40	4,563
Bridgeport	175,432	40	4,386
Peoria	170,186	40	4,255
San Antonio	165,292	40	4,132
Albany	158,652	40	3,966
Binghamton	155,498	40	3,887
Toronto	153,172	40	3,829
Omaha	141,730	40	3,543
Springfield	132,993	40	3,325
Lowell	112,043	40	2,801
TOTAL	5,909,687	1,080	5,472



AMERKS YEAR-BY-YEAR STANDINGS

Record Book

2007-08 REGULAR SEASON STANDINGS

EASTERN CONFERENCE

East Division	GP	W	L	OTL	SOL	PTS	PCT	GF	GA	PIM	Home			Road		
											W	L	OTL-SOL	W	L	OTL-SOL
Wilkes-Barre Scranton	80	47	26	3	4	101	.631	223	187	1409	22-13-3-2	25-13-0-2				
Philadelphia	80	46	27	4	3	99	.619	236	212	1851	26-12-0-2	20-15-4-1				
Albany	80	43	30	3	4	93	.581	213	198	1441	24-13-1-2	19-17-2-2				
Hershey	80	42	30	2	6	92	.575	253	247	1724	25-11-1-3	17-19-1-3				
Bridgeport	80	40	36	1	3	84	.525	225	240	1696	24-14-0-2	16-22-1-1				
Binghamton	80	34	32	9	5	82	.513	225	248	1642	20-14-4-2	14-18-5-3				
Norfolk	80	29	44	2	5	65	.406	213	267	1556	18-19-1-2	11-25-1-3				
Atlantic Division	GP	W	L	OTL	SOL	PTS	PCT	GF	GA	PIM	Home			Road		
Providence	80	55	18	3	4	117	.731	280	206	1528	27-9-1-3	28-9-2-1				
Hartford	80	50	20	2	8	110	.688	266	198	1558	25-11-1-3	25-9-1-5				
Portland	80	45	26	5	4	99	.619	238	215	1394	27-10-2-1	18-16-3-3				
Manchester	80	39	31	5	5	88	.550	240	228	1416	18-17-2-3	21-14-3-2				
Springfield	80	35	35	5	5	80	.500	214	257	1554	23-13-3-1	12-22-2-4				
Worcester	80	32	37	5	6	75	.469	216	258	1376	18-15-3-4	14-22-2-2				
Lowell	80	25	43	7	5	62	.388	183	270	1074	13-21-3-3	12-22-4-2				

WESTERN CONFERENCE

North Division	GP	W	L	OTL	SOL	PTS	PCT	GF	GA	PIM	Home			Road		
											W	L	OTL-SOL	W	L	OTL-SOL
Y-Toronto	80	51	21	3	5	110	.688	247	202	1453	27-9-1-3	24-12-2-2				
X-Manitoba	80	46	27	3	4	99	.619	236	197	1407	23-13-1-3	23-14-2-1				
X-Syracuse	80	45	26	2	7	99	.619	246	202	2174	26-9-1-4	19-17-1-3				
Hamilton	80	36	34	3	7	82	.513	208	235	1230	18-17-2-3	18-17-1-4				
Grand Rapids	80	31	41	2	6	70	.438	210	245	1313	18-18-1-3	13-23-1-3				
Lake Erie	80	26	41	6	7	65	.406	209	276	1521	13-20-4-3	13-21-2-4				
Rochester	80	24	46	6	4	58	.363	197	291	1571	16-18-3-3	8-28-3-1				
West Division	GP	W	L	OTL	SOL	PTS	PCT	GF	GA	PIM	Home			Road		
Y-Chicago	80	53	22	2	3	111	.694	300	226	1859	29-9-1-1	24-13-1-2				
X-Rockford	80	44	26	4	6	98	.613	247	231	2099	23-14-1-2	21-12-3-4				
X-Houston	80	45	29	2	4	96	.600	206	183	1448	23-14-1-2	22-15-1-2				
X-Milwaukee	80	44	29	4	3	95	.594	231	212	1191	26-12-1-1	18-17-3-2				
X-San Antonio	80	42	28	3	7	94	.588	238	225	1859	23-13-2-2	19-15-1-5				
Quad City	80	38	32	3	7	86	.538	203	214	1581	15-18-3-4	23-14-0-3				
Peoria	80	38	33	4	5	85	.531	247	242	1528	17-18-2-3	21-15-2-2				
Iowa	80	35	37	5	3	78	.488	217	255	1198	16-19-3-2	19-18-2-1				
TOTAL	1160	1160	907	108	145	2573		6667		44651						

2008 Playoffs

Division Semifinals		
Series A:	Providence defeats Manchester	(4-0)
Series B:	Portland defeats Hartford	(4-1)
Series C:	Wilkes-Barre/Scranton defeats Hershey	(4-1)
Series D:	Philadelphia defeats Albany	(4-3)
Series E:	Toronto defeats San Antonio	(4-3)
Series F:	Syracuse defeats Manitoba	(4-2)
Series G:	Chicago defeats Milwaukee	(4-2)
Series H:	Rockford defeats Houston	(4-1)

Division Finals

Series I:	Portland defeats Providence	(4-2)
Series J:	Wilkes-Barre/Scranton defeats Philadelphia	(4-1)
Series K:	Toronto defeats Syracuse	(4-3)
Series L:	Chicago defeats Rockford	(4-3)

Conference Finals

Series M:	Wilkes-Barre/Scranton defeats Portland	(4-3)
Series N:	Chicago defeats Toronto	(4-1)

Calder Cup Finals

Series O:	Chicago defeats Wilkes-Barre/Scranton	(4-2)
-----------	---------------------------------------	-------

2007-08 Attendance Report

TEAM	TOTAL	GAMES	AVERAGE
Hershey	350,815	40	8,770
Manitoba	312,288	40	7,807
W-B/Scranton	306,662	40	7,667
Chicago	298,951	40	7,474
Grand Rapids	275,905	40	6,898
Rochester	273,404	40	6,835
Manchester	268,249	40	6,706
Philadelphia	267,148	40	6,679
Houston	251,191	40	6,280
Providence	244,276	40	6,107
Lake Erie	238,965	40	5,974
Milwaukee	220,698	40	5,517
Syracuse	217,694	40	5,442
Portland	194,435	40	4,861
Hamilton	182,991	40	4,575
San Antonio	180,808	40	4,520
Peoria	177,637	40	4,441
Hartford	176,213	40	4,405
Toronto	173,926	40	4,348
Worcester	173,745	40	4,344
Norfolk	169,621	40	4,241
Bridgeport	167,847	40	4,196
Binghamton	162,772	40	4,069
Albany	157,601	40	3,940
Rockford	153,056	40	3,826
Iowa	151,561	40	3,789
Quad City	140,908	40	3,523
Springfield	139,242	40	3,481
Lowell	84,094	40	2,102
TOTAL	6,112,703	1160	5,269



AMERKS YEAR-BY-YEAR STANDINGS

Record Book

2008-09 REGULAR SEASON STANDINGS

EASTERN CONFERENCE

											Home	Road
											W-L-T-OTL	W-L-T-OTL
Atlantic Division												
Hartford	GP	W	L	T	OTL	PTS	WPCT	GF	GA	PIM	25-13-0-2	21-14-3-2
Providence	80	46	27	3	4	99	.619	243	216	1690	27-12-0-1	16-17-2-5
Portland	80	43	29	2	6	94	.588	238	232	1324	24-13-0-3	15-18-3-4
Worcester	80	39	31	3	7	88	.550	249	239	1209	24-15-0-1	18-20-1-1
Manchester	80	42	35	1	2	87	.544	223	223	1446	20-16-0-4	17-19-0-4
Lowell	80	37	35	0	8	82	.512	211	218	1349	19-16-0-5	16-20-2-2
Springfield	80	35	36	2	7	79	.494	213	243	1472	14-19-5-2	10-25-3-2
East Division												
Hershey	GP	W	L	T	OTL	PTS	WPCT	GF	GA	PIM	W-L-T-OTL	W-L-T-OTL
Bridgeport	80	49	23	2	6	106	.662	296	240	1610	27-10-0-3	22-13-2-3
W-B/Scranton	80	49	23	3	5	106	.662	241	212	1164	29-7-1-3	20-16-2-2
Philadelphia	80	49	25	3	3	104	.650	274	212	1422	27-8-2-3	22-17-1-0
Binghamton	80	43	30	2	5	93	.581	234	232	1432	25-12-1-2	18-18-1-3
Norfolk	80	41	30	5	4	91	.569	232	238	1610	22-13-1-4	19-17-4-0
Albany	80	33	38	4	5	75	.469	236	269	1850	20-15-3-2	13-23-1-3
Albany	80	33	40	3	4	73	.456	219	258	1552	20-16-3-1	13-24-0-3

WESTERN CONFERENCE

											Home	Road
											W-L-T-OTL	W-L-T-OTL
North Division												
Manitoba	GP	W	L	T	OTL	PTS	WPCT	GF	GA	PIM	W-L-T-OTL	W-L-T-OTL
Hamilton	80	50	23	1	6	107	.669	239	188	1377	25-13-0-2	25-10-1-4
Grand Rapids	80	49	27	4	0	102	.637	263	201	1360	24-15-1-0	25-12-3-0
Toronto	80	43	25	6	6	98	.613	255	226	963	25-8-3-4	18-17-3-2
Syracuse	80	39	29	5	7	90	.562	240	229	1547	22-12-3-3	17-17-2-4
Lake Erie	80	40	32	5	3	88	.550	214	226	1830	25-11-3-1	15-21-2-2
Rochester	80	34	38	3	5	76	.475	199	218	1298	20-16-2-2	14-22-1-3
Rochester	80	29	43	0	8	66	.412	184	259	1293	16-19-0-5	13-24-0-3
West Division												
Milwaukee	GP	W	L	T	OTL	PTS	WPCT	GF	GA	PIM	W-L-T-OTL	W-L-T-OTL
Peoria	80	49	22	3	6	107	.669	229	195	1332	26-9-1-4	23-13-2-2
Houston	80	43	31	2	4	92	.575	215	211	1522	24-13-1-2	19-18-1-2
Rockford	80	38	31	2	9	87	.544	218	230	1457	23-11-2-4	15-20-0-5
Quad City	80	40	34	0	6	86	.537	229	220	1459	22-16-0-2	18-18-0-4
Chicago	80	36	31	6	7	85	.531	212	216	1417	23-14-2-1	13-17-4-6
Iowa	80	38	37	3	2	81	.506	226	222	1288	23-15-0-2	15-22-3-0
San Antonio	80	33	33	4	10	80	.500	209	260	1437	15-18-1-6	18-15-3-4
San Antonio	80	36	38	2	4	78	.487	205	243	1822	20-19-0-1	16-19-2-3

2009 Playoffs

Division Semifinals

Series A:	Worcester defeats Hartford	(4-2)
Series B:	Providence defeats Portland	(4-1)
Series C:	Hershey defeats Philadelphia	(4-0)
Series D:	Wilkes-Barre/Scranton defeats Bridgeport	(4-1)
Series E:	Manitoba defeats Toronto	(4-2)
Series F:	Grand Rapids defeats Hamilton	(4-2)
Series G:	Milwaukee defeats Rockford	(4-0)
Series H:	Houston defeats Peoria	(4-3)

Division Finals

Series I:	Providence defeats Worcester	(4-2)
Series J:	Hershey defeats Wilkes-Barre/Scranton	(4-3)
Series K:	Manitoba defeats Grand Rapids	(4-0)
Series L:	Houston defeats Milwaukee	(4-3)

Conference Finals

Series M:	Hershey defeats Providence	(4-1)
Series N:	Manitoba defeats Houston	(4-2)

Calder Cup Finals

Series O:	Hershey defeats Manitoba	(4-2)
-----------	--------------------------	-------

2008-09 Attendance Report

TEAM	TOTAL	GAMES	AVERAGE
Hershey	359,499	40	8,987
Manitoba	310,761	40	7,769
Grand Rapids	297,905	40	7,448
Chicago	292,635	40	7,316
W-B/Scranton	279,347	40	6,984
Philadelphia	258,376	40	6,459
Providence	253,718	40	6,343
Houston	239,281	40	5,982
Lake Erie	237,370	40	5,934
Manchester	235,289	40	5,882
Milwaukee	235,107	40	5,878
Syracuse	208,429	40	5,211
San Antonio	206,680	40	5,167
Portland	193,132	40	4,828
Hamilton	184,952	40	4,624
Bridgeport	181,114	40	4,528
Iowa	172,881	40	4,322
Hartford	167,606	40	4,190
Norfolk	164,363	40	4,109
Rochester	163,188	40	4,080
Peoria	160,759	40	4,019
Springfield	158,064	40	3,952
Binghamton	156,671	40	3,917
Rockford	156,352	40	3,909
Worcester	156,089	40	3,902
Toronto	149,139	40	3,728
Albany	141,550	40	3,539
Quad City	121,396	40	3,035
Lowell	91,728	40	2,293
TOTAL	5,933,381	1160	5,114



AMERKS YEAR-BY-YEAR STANDINGS

Record Book

2009-10 REGULAR SEASON STANDINGS

EASTERN CONFERENCE

											Home		Road	
											W-L-T-OTL	W-L-T-OTL		
Atlantic Division														
y Worcester Sharks	GP	W	L	T	OTL	PTS	WPCT	GF	GA	PIM	26-11-2-1	23-14-1-2		
x Portland Pirates	80	45	24	7	4	101	0.631	244	214	1421	25-10-3-2	20-14-4-2		
x Manchester Monarchs	80	43	28	3	6	95	0.594	213	200	1182	25-11-1-3	18-17-2-3		
x Lowell Devils	80	39	31	4	6	88	0.550	239	232	1423	20-16-1-3	19-15-3-3		
x Bridgeport Sound Tigers	80	38	32	4	6	86	0.537	201	220	1711	21-15-1-3	17-17-3-3		
Hartford Wolf Pack	80	36	33	6	5	83	0.519	231	251	1603	22-13-3-2	14-20-3-3		
Providence Bruins	80	36	38	5	1	78	0.487	207	226	1194	17-19-3-1	19-19-2-0		
Springfield Falcons	80	25	39	12	4	66	0.412	207	296	1636	14-18-6-2	11-21-6-2		
East Division														
y Hershey Bears	GP	W	L	T	OTL	PTS	WPCT	GF	GA	PIM	W-L-T-OTL	W-L-T-OTL		
x Albany River Rats	80	60	17	0	3	123	0.769	342	198	1435	34-4-0-2	26-13-0-1		
x WB/Scranton Penguins	80	43	29	3	5	94	0.588	244	231	1515	25-12-2-1	18-17-1-4		
Norfolk Admirals	80	41	34	2	3	87	0.544	239	229	1515	27-12-0-1	14-22-2-2		
Binghamton Senators	80	39	35	3	3	84	0.525	208	214	973	19-18-0-3	20-17-3-0		
Syracuse Crunch	80	36	35	6	3	81	0.506	251	260	1400	20-16-2-2	16-19-4-1		
Adirondack Phantoms	80	34	39	4	3	75	0.469	227	272	1771	19-18-2-1	15-21-2-2		
	80	32	41	3	4	71	0.444	199	251	1298	19-17-3-1	13-24-0-3		

WESTERN CONFERENCE

											Home		Road	
											W-L-T-OTL	W-L-T-OTL		
North Division														
y Hamilton Bulldogs	GP	W	L	T	OTL	PTS	WPCT	GF	GA	PIM	W-L-T-OTL	W-L-T-OTL		
x Rochester Americans	80	52	17	3	8	115	0.719	271	182	1257	25-10-2-3	27-7-1-5		
x Abbotsford Heat	80	44	33	2	1	91	0.569	253	247	1352	23-14-2-1	21-19-0-0		
x Manitoba Moose	80	39	29	5	7	90	0.562	217	231	1796	18-14-4-4	21-15-1-3		
Toronto Marlies	80	40	33	5	2	87	0.544	204	232	1509	22-14-3-1	18-19-2-1		
Lake Erie Monsters	80	33	35	6	6	78	0.487	193	261	1707	22-13-3-2	11-22-3-4		
Grand Rapids Griffins	80	34	37	1	8	77	0.481	234	257	1011	19-18-0-3	15-19-1-5		
	80	34	39	3	4	75	0.469	244	265	1272	19-19-1-1	15-20-2-3		
West Division														
y Chicago Wolves	GP	W	L	T	OTL	PTS	WPCT	GF	GA	PIM	W-L-T-OTL	W-L-T-OTL		
x Texas Stars	80	49	24	1	6	105	0.656	264	214	1112	29-8-0-3	20-16-1-3		
x Rockford IceHogs	80	46	27	3	4	99	0.619	238	198	1113	24-13-1-2	22-14-2-2		
x Milwaukee Admirals	80	44	30	3	3	94	0.588	226	226	1395	26-12-1-1	18-18-2-2		
Peoria Rivermen	80	41	30	2	7	91	0.569	237	220	1172	20-15-1-4	21-15-1-3		
San Antonio Rampage	80	38	33	2	7	85	0.531	233	248	1363	22-15-1-2	16-18-1-5		
Houston Aeros	80	36	32	5	7	84	0.525	235	244	1357	21-14-2-3	15-18-3-4		
	80	34	34	7	5	80	0.500	206	224	1300	19-17-4-0	15-17-3-5		

x = Teams who have clinched a playoff spot. y = Teams who have clinched the division title

2010 Playoffs

Division Semifinals

Series A:	Worcester defeats Lowell	(4-1)
Series B:	Manchester defeats Portland	(4-0)
Series C:	Hershey defeats Bridgeport	(4-1)
Series D:	Albany defeats Wilkes-Barre/Scranton	(4-0)
Series E:	Hamilton defeats Manitoba	(4-2)
Series F:	Abbotsford defeats Rochester	(4-3)
Series G:	Chicago defeats Milwaukee	(4-3)
Series H:	Texas defeats Rockford	(4-0)

Division Finals

Series I:	Manchester defeats Worcester	(4-2)
Series J:	Hershey defeats Albany	(4-0)
Series K:	Hamilton defeats Abbotsford	(4-2)
Series L:	Texas defeats Chicago	(4-3)

Conference Finals

Series M:	Hershey defeats Manchester	(4-2)
Series N:	Texas defeats Hamilton	(4-3)

Calder Cup Finals

Series O:	Hershey defeats Texas	(4-2)
-----------	-----------------------	-------

2009-10 Attendance Report

TEAM	TOTAL	GAMES	AVERAGE
Hershey	359,499	40	8,987
Manitoba	310,761	40	7,769
Grand Rapids	297,905	40	7,448
Chicago	292,635	40	7,316
W-B/Scranton	279,347	40	6,984
Philadelphia	258,376	40	6,459
Providence	253,718	40	6,343
Houston	239,281	40	5,982
Lake Erie	237,370	40	5,934
Manchester	235,289	40	5,882
Milwaukee	235,107	40	5,878
Syracuse	208,429	40	5,211
San Antonio	206,680	40	5,167
Portland	193,132	40	4,828
Hamilton	184,952	40	4,624
Bridgeport	181,114	40	4,528
Iowa	172,881	40	4,322
Hartford	167,606	40	4,190
Norfolk	164,363	40	4,109
Rochester	163,188	40	4,080
Peoria	160,759	40	4,019
Springfield	158,064	40	3,952
Binghamton	156,671	40	3,917
Rockford	156,352	40	3,909
Worcester	156,089	40	3,902
Toronto	149,139	40	3,728
Albany	141,550	40	3,539
Quad City	121,396	40	3,035
Lowell	91,728	40	2,293
TOTAL	5,933,381	1160	5,114



AMERKS YEAR-BY-YEAR STANDINGS

Record Book

2010-11 REGULAR SEASON STANDINGS

EASTERN CONFERENCE

EASTERN CONFERENCE											Home		Road	
Atlantic Division											W-L-T-OTL	W-L-T-OTL		
GP	W	L	OTL	SOL	PTS	PCT	GF	GA	PIM					
y Portland	80	47	24	7	2	103	0.644	280	238	1294	25-8-6-1	22-16-1-1		
x Manchester	80	44	26	4	6	98	0.613	255	209	1423	25-12-1-2	19-14-3-4		
x Connecticut	80	40	32	2	6	88	0.550	221	223	1749	19-17-2-2	21-15-0-4		
Worcester	80	36	31	4	9	85	0.531	210	245	1226	20-13-2-5	16-18-2-4		
Providence	80	38	36	3	3	82	0.512	209	252	1437	19-18-1-2	19-18-2-1		
Springfield	80	35	40	2	3	75	0.469	233	253	1307	18-19-2-1	17-21-0-2		
Bridgeport	80	30	39	4	7	71	0.444	218	266	1407	18-15-4-3	12-24-0-4		
East Division											W-L-T-OTL	W-L-T-OTL		
GP	W	L	OTL	SOL	PTS	PCT	GF	GA	PIM					
y W-B/Scranton	80	58	21	0	1	117	0.731	261	183	1433	30-10-0-0	28-11-0-1		
x Hershey	80	46	26	3	5	100	0.625	255	214	1581	21-14-2-3	25-12-1-2		
x Charlotte	80	44	27	2	7	97	0.606	265	243	1318	22-13-1-4	22-14-1-3		
x Norfolk	80	39	26	9	6	93	0.581	265	230	1600	19-11-5-5	20-15-4-1		
x Binghamton	80	42	30	3	5	92	0.575	255	221	1225	22-13-2-3	20-17-1-2		
Syracuse	80	35	38	3	4	77	0.481	217	249	1482	20-16-2-2	15-22-1-2		
Adirondack	80	31	39	4	6	72	0.450	197	248	1563	19-15-3-3	12-24-1-3		
Albany	80	32	42	1	5	70	0.438	217	283	1927	15-22-0-3	17-20-1-2		

WESTERN CONFERENCE

WESTERN CONFERENCE											Home		Road	
North Division											W-L-T-OTL	W-L-T-OTL		
GP	W	L	OTL	SOL	PTS	PCT	GF	GA	PIM					
y Hamilton	80	44	27	2	7	97	0.606	226	193	1200	22-15-1-2	22-12-1-5		
x Lake Erie	80	44	28	3	5	96	0.600	223	206	1202	24-11-2-3	20-17-1-2		
x Manitoba	80	43	30	1	6	93	0.581	220	210	1102	23-15-1-1	20-15-0-5		
Abbotsford	80	38	32	4	6	86	0.537	186	212	1294	22-14-2-2	16-18-2-4		
Toronto	80	37	32	1	10	85	0.531	228	219	1409	17-17-1-5	20-15-0-5		
Grand Rapids	80	36	34	2	8	82	0.512	227	254	1468	18-16-1-5	18-18-1-3		
Rochester	80	31	39	5	5	72	0.450	218	266	1360	14-20-2-4	17-19-3-1		
West Division											W-L-T-OTL	W-L-T-OTL		
GP	W	L	OTL	SOL	PTS	PCT	GF	GA	PIM					
y Milwaukee	80	44	22	6	8	102	0.637	226	194	1037	23-12-2-3	21-10-4-5		
x Houston	80	46	28	1	5	98	0.613	240	212	1288	25-12-1-2	21-16-0-3		
x Peoria	80	42	30	3	5	92	0.575	223	218	1607	20-16-2-2	22-14-1-3		
x Texas	80	41	29	4	6	92	0.575	213	210	1026	22-12-3-3	19-17-1-3		
x Oklahoma City	80	40	29	2	9	91	0.569	245	234	1351	18-16-2-4	22-13-0-5		
Chicago	80	39	30	5	6	89	0.556	260	262	1402	19-15-1-5	20-15-4-1		
San Antonio	80	40	33	4	3	87	0.544	228	245	1284	23-14-1-2	17-19-3-1		
Rockford	80	38	33	4	5	85	0.531	216	245	1503	19-17-2-2	19-16-2-3		

x = Teams who have clinched a playoff spot. y = Teams who have clinched the division title

2011 Playoffs

Division Semifinals

Series A:	Portland defeats Connecticut	(4-2)
Series B:	Binghamton defeats Manchester	(4-3)
Series C:	Wilkes-Barre/Scranton defeats Norfolk	(4-2)
Series D:	Charlotte defeats Hershey	(4-2)
Series E:	Hamilton defeats Oklahoma City	(4-2)
Series F:	Manitoba defeats Lake Erie	(4-3)
Series G:	Milwaukee defeats Texas	(4-2)
Series H:	Houston defeats Peoria	(4-0)

Division Finals

Series I:	Binghamton defeats Portland	(4-2)
Series J:	Charlotte defeats Wilkes-Barre/Scranton	(4-2)
Series K:	Hamilton defeats Manitoba	(4-3)
Series L:	Milwaukee defeats Houston	(4-3)

Conference Finals

Series M:	Binghamton defeats Charlotte	(4-0)
Series N:	Houston defeats Hamilton	(4-3)

Calder Cup Finals

Series O:	Binghamton defeats Houston	(4-2)
-----------	----------------------------	-------

2010-11 Attendance Report

TEAM	TOTAL	GAMES	AVERAGE
Hershey	392,005	40	9,800
Manitoba	336,156	40	8,404
Chicago	298,117	40	7,453
Providence	292,970	40	7,324
Grand Rapids	289,646	40	7,241
Lake Erie	262,735	40	6,568
San Antonio	256,433	40	6,411
W-B/Scranton	254,411	40	6,360
Houston	253,021	40	6,326
Charlotte	252,486	40	6,312
Milwaukee	231,839	40	5,796
Connecticut	227,792	40	5,695
Manchester	218,444	40	5,461
Texas	213,584	40	5,340
Peoria	207,852	40	5,196
Syracuse	206,158	40	5,154
Toronto	187,741	40	4,694
Portland	186,192	40	4,655
Norfolk	179,609	40	4,490
Rockford	174,418	40	4,360
Hamilton	170,292	40	4,257
Oklahoma City	166,195	40	4,155
Bridgeport	165,609	40	4,140
Worcester	162,728	40	4,068
Rochester	154,890	40	3,872
Abbotsford	152,272	40	3,807
Springfield	148,695	40	3,717
Binghamton	146,097	40	3,652
Adirondack	143,001	40	3,575
Albany	124,563	40	3,114
TOTAL	6,455,951	1200	5,379



AMERKS YEAR-BY-YEAR STANDINGS

Record Book

2011-12 REGULAR SEASON STANDINGS

EASTERN CONFERENCE

											Home		Road	
											W-L-T-OTL	W-L-T-OTL		
Atlantic Division														
y St. John's	GP	W	L	OTL	SOL	PTS	PCT	GF	GA	PIM	20-15-3-0	23-10-2-3		
x Manchester	76	43	25	5	3	94	0.618	240	216	1047	21-16-0-1	18-16-2-2		
Portland	76	39	32	2	3	83	0.546	207	208	1325	23-14-1-0	13-17-3-5		
Providence	76	36	31	4	5	81	0.533	223	254	1296	20-14-1-3	15-20-2-1		
Worcester	76	35	34	3	4	77	0.507	193	214	1097	18-18-0-2	13-15-4-6		
Northeast Division														
y Bridgeport	GP	W	L	OTL	SOL	PTS	PCT	GF	GA	PIM	W-L-T-OTL	W-L-T-OTL		
x Connecticut	76	41	26	3	6	91	0.599	233	219	1334	25-9-2-2	16-17-1-4		
Adirondack	76	36	26	7	7	86	0.566	210	208	1236	21-9-3-5	15-17-4-2		
Springfield	76	37	35	2	2	78	0.513	204	217	1288	23-14-0-1	14-21-2-1		
Albany	76	36	34	3	3	78	0.513	217	231	1256	20-14-1-3	16-20-2-0		
East Division														
y Norfolk	GP	W	L	OTL	SOL	PTS	PCT	GF	GA	PIM	W-L-T-OTL	W-L-T-OTL		
x W-B/Scranton	76	55	18	1	2	113	0.743	273	180	1437	27-9-1-1	28-9-0-1		
x Hershey	76	44	25	2	5	95	0.625	235	215	1198	18-16-2-2	26-9-0-3		
x Syracuse	76	38	26	4	8	88	0.579	244	225	1611	20-11-2-5	18-15-2-3		
Binghamton	76	37	29	5	5	84	0.553	238	234	1238	19-14-3-2	18-15-2-3		
	76	29	40	5	2	65	0.428	201	243	1189	15-17-4-2	14-23-1-0		

WESTERN CONFERENCE

											Home		Road	
											W-L-T-OTL	W-L-T-OTL		
North Division														
y Toronto	GP	W	L	OTL	SOL	PTS	PCT	GF	GA	PIM	W-L-T-OTL	W-L-T-OTL		
x Rochester	76	44	24	5	3	96	0.632	217	175	1134	24-10-3-1	20-14-2-2		
Lake Erie	76	36	26	10	4	86	0.566	224	221	1067	21-10-5-2	15-16-5-2		
Grand Rapids	76	37	29	3	7	84	0.553	189	210	1287	20-13-2-3	17-16-1-4		
Hamilton	76	33	32	7	4	77	0.507	245	249	1183	18-15-3-2	15-17-4-2		
Midwest Division														
y Chicago	GP	W	L	OTL	SOL	PTS	PCT	GF	GA	PIM	W-L-T-OTL	W-L-T-OTL		
x Milwaukee	76	34	35	2	5	75	0.493	185	226	1214	18-15-1-4	16-20-1-1		
Charlotte	76	42	27	4	3	91	0.599	213	193	1065	21-14-1-2	21-13-3-1		
Peoria	76	40	29	2	5	87	0.572	210	190	1050	22-12-2-2	18-17-0-3		
Rockford	76	38	29	3	6	85	0.559	209	214	1067	18-16-1-3	20-13-2-3		
West Division														
y Oklahoma City	GP	W	L	OTL	SOL	PTS	PCT	GF	GA	PIM	W-L-T-OTL	W-L-T-OTL		
x Abbotsford	76	39	33	2	2	82	0.539	217	207	1102	19-18-1-0	20-15-1-2		
x San Antonio	76	35	32	2	7	79	0.520	207	228	1391	18-16-0-4	17-16-2-3		
x Houston	76	45	22	4	5	99	0.651	213	176	1121	21-12-3-2	24-10-1-3		
Texas	76	42	26	3	5	92	0.605	200	201	1251	18-15-3-2	24-11-0-3		
	76	41	30	3	2	87	0.572	197	204	987	21-16-0-1	20-14-3-1		
	76	35	25	5	11	86	0.566	202	206	960	17-9-4-8	18-16-1-3		
	76	31	40	3	2	67	0.441	224	251	983	18-17-2-1	13-23-1-1		

x = Teams who have clinched a playoff spot. y = Teams who have clinched the division title

2012 Playoffs

Conference Quarterfinals

Series A:	Norfolk defeats Manchester	(3-1)
Series B:	St. John's defeats Syracuse	(3-1)
Series C:	Hershey defeats Bridgeport	(3-0)
Series D:	Wilkes-Barre/Scranton defeats Hershey	(3-2)
Series E:	Oklahoma City defeats Houston	(3-1)
Series F:	Toronto defeats Rochester	(3-0)
Series G:	San Antonio defeats Chicago	(3-2)
Series H:	Abbotsford defeats Milwaukee	(3-0)

Conference Semifinals

Series I:	Norfolk defeats Connecticut	(4-2)
Series J:	St. John's defeats Wilkes-Barre/Scranton	(4-3)
Series K:	Oklahoma City defeats San Antonio	(4-1)
Series L:	Toronto defeats Abbotsford	(4-1)

Conference Finals

Series M:	Norfolk defeats St. John's	(4-0)
Series N:	Toronto defeats Oklahoma City	(4-1)

Calder Cup Finals

Series O:	Norfolk defeats Toronto	(4-0)
-----------	-------------------------	-------

2011-12 Attendance Report

TEAM	TOTAL	GAMES	AVERAGE
Hershey	375,146	38	9,872
Lake Erie	298,096	38	7,845
Chicago	289,015	37	7,811
Providence	286,839	37	7,752
Grand Rapids	275,632	38	7,253
Houston	267,647	37	7,234
San Antonio	261,753	37	7,074
Charlotte	257,189	38	6,768
St. John's	239,299	38	6,297
Milwaukee	228,720	37	6,182
W-B/Scranton	229,053	38	6,028
Manchester	208,814	37	5,644
Rochester	212,605	38	5,595
Toronto	208,223	38	5,480
Texas	207,855	38	5,470
Peoria	205,726	38	5,414
Syracuse	199,354	38	5,246
Portland	195,997	38	5,158
Norfolk	194,521	38	5,119
Bridgeport	180,668	37	4,883
Hamilton	179,856	37	4,861
Adirondack	172,379	37	4,659
Connecticut	173,788	38	4,573
Worcester	161,482	37	4,364
Rockford	161,286	38	4,244
Oklahoma City	140,008	38	3,684
Springfield	139,050	38	3,659
Binghamton	135,950	38	3,578
Abbotsford	131,026	37	3,541
Albany	128,005	37	3,460
TOTAL	6,344,982	1,128	5,624



AMERKS YEAR-BY-YEAR STANDINGS

Record Book

2012-13 REGULAR SEASON STANDINGS

EASTERN CONFERENCE

	GP	W	L	OTL	SOL	PTS	PCT	GF	GA	PIM	Home	Road
											W-L-T-OTL	W-L-T-OTL
Atlantic Division												
y St. John's	76	43	25	5	3	94	0.618	240	216	1047	20-15-3-0	23-10-2-3
x Manchester	76	39	32	2	3	83	0.546	207	208	1325	21-16-0-1	18-16-2-2
Portland	76	36	31	4	5	81	0.533	223	254	1296	23-14-1-0	13-17-3-5
Providence	76	35	34	3	4	77	0.507	193	214	1097	20-14-1-3	15-20-2-1
Worcester	76	31	33	4	8	74	0.487	199	218	1620	18-18-0-2	13-15-4-6
Northeast Division												
y Bridgeport	76	41	26	3	6	91	0.599	233	219	1334	25-9-2-2	16-17-1-4
x Connecticut	76	36	26	7	7	86	0.566	210	208	1236	21-9-3-5	15-17-4-2
Adirondack	76	37	35	2	2	78	0.513	204	217	1288	23-14-0-1	14-21-2-1
Springfield	76	36	34	3	3	78	0.513	217	231	1256	20-14-1-3	16-20-2-0
Albany	76	31	34	6	5	73	0.480	190	226	1252	18-13-4-3	13-21-2-2
East Division												
y Norfolk	76	55	18	1	2	113	0.743	273	180	1437	27-9-1-1	28-9-0-1
x W-B/Scranton	76	44	25	2	5	95	0.625	235	215	1198	18-16-2-2	26-9-0-3
x Hershey	76	38	26	4	8	88	0.579	244	225	1611	20-11-2-5	18-15-2-3
x Syracuse	76	37	29	5	5	84	0.553	238	234	1238	19-14-3-2	18-15-2-3
Binghamton	76	29	40	5	2	65	0.428	201	243	1189	15-17-4-2	14-23-1-0

WESTERN CONFERENCE

	GP	W	L	OTL	SOL	PTS	PCT	GF	GA	PIM	Home	Road
											W-L-T-OTL	W-L-T-OTL
North Division												
y Toronto	76	44	24	5	3	96	0.632	217	175	1134	24-10-3-1	20-14-2-2
x Rochester	76	36	26	10	4	86	0.566	224	221	1067	21-10-5-2	15-16-5-2
Lake Erie	76	37	29	3	7	84	0.553	189	210	1287	20-13-2-3	17-16-1-4
Grand Rapids	76	33	32	7	4	77	0.507	245	249	1183	18-15-3-2	15-17-4-2
Hamilton	76	34	35	2	5	75	0.493	185	226	1214	18-15-1-4	16-20-1-1
Midwest Division												
y Chicago	76	42	27	4	3	91	0.599	213	193	1065	21-14-1-2	21-13-3-1
x Milwaukee	76	40	29	2	5	87	0.572	210	190	1050	22-12-2-2	18-17-0-3
Charlotte	76	38	29	3	6	85	0.559	209	214	1067	18-16-1-3	20-13-2-3
Peoria	76	39	33	2	2	82	0.539	217	207	1102	19-18-1-0	20-15-1-2
Rockford	76	35	32	2	7	79	0.520	207	228	1391	18-16-0-4	17-16-2-3
West Division												
y Oklahoma City	76	45	22	4	5	99	0.651	213	176	1121	21-12-3-2	24-10-1-3
x Abbotsford	76	42	26	3	5	92	0.605	200	201	1251	18-15-3-2	24-11-0-3
x San Antonio	76	41	30	3	2	87	0.572	197	204	987	21-16-0-1	20-14-3-1
x Houston	76	35	25	5	11	86	0.566	202	206	960	17-9-4-8	18-16-1-3
Texas	76	31	40	3	2	67	0.441	224	251	983	18-17-2-1	13-23-1-1

x = Teams who have clinched a playoff spot. y = Teams who have clinched the division title

2013 Playoffs

Conference Quarterfinals

Series A:	Providence defeats Hershey	(3-2)
Series B:	Springfield defeats Manchester	(3-1)
Series C:	Syracuse defeats Portland	(3-0)
Series D:	Wilkes-Barre/Scranton defeats Binghamton	(3-0)
Series E:	Texas defeats Milwaukee	(3-1)
Series F:	Toronto defeats Rochester	(3-0)
Series G:	Grand Rapids defeats Houston	(3-2)
Series H:	Oklahoma City defeats Charlotte	(3-2)

Conference Semifinals

Series I:	Wilkes-Barre/Scranton defeats Providence	(4-3)
Series J:	Syracuse defeats Springfield	(4-0)
Series K:	Oklahoma City defeats Texas	(4-1)
Series L:	Grand Rapids defeats Toronto	(4-2)

Conference Finals

Series M:	Syracuse defeats Wilkes-Barre/Scranton	(4-1)
Series N:	Grand Rapids defeats Oklahoma City	(4-3)

Calder Cup Finals

Series O:	Grand Rapids defeats Syracuse	(4-2)
-----------	-------------------------------	-------

2012-13 Attendance Report

TEAM	TOTAL	GAMES	AVERAGE
Hershey	381,764	38	10,046
Chicago	312,732	38	8,230
Providence	311,127	38	8,188
Grand Rapids	291,892	38	7,680
Lake Erie	291,828	38	7,680
San Antonio	268,560	38	7,067
Houston	258,122	38	6,793
Charlotte	257,688	38	6,781
Toronto	253,868	38	6,681
Rochester	239,914	38	6,314
St. John's	238,906	38	6,287
W-B/Scranton	229,453	38	6,038
Manchester	216,816	38	5,706
Milwaukee	213,700	38	5,624
Norfolk	207,156	38	5,451
Syracuse	205,155	38	5,399
Hamilton	203,012	38	5,342
Bridgeport	201,402	38	5,300
Texas	195,533	38	5,146
Peoria	191,024	38	5,027
Rockford	173,292	38	4,560
Connecticut	172,506	38	4,540
Portland	168,890	38	4,444
Worcester	166,203	38	4,374
Adirondack	151,753	38	3,994
Springfield	148,442	38	3,906
Albany	146,696	38	3,860
Abbotsford	143,571	38	3,778
Binghamton	135,260	38	3,559
Oklahoma City	134,030	38	3,527
TOTAL	6,510,295	1140	5,710



AMERKS YEAR-BY-YEAR STANDINGS

Record Book

2013-14 REGULAR SEASON STANDINGS

EASTERN CONFERENCE

Atlantic Division

	GP	W	L	OTL	SOL	PTS	PCT	GF	GA	PIM	HOME	ROAD	S/O
1. y Manchester	76	48	19	3	6	105	0.691	244	188	1005	28-7-1-2	20-12-2-4	5-6
2. x St. John's	76	46	23	2	5	99	0.651	258	207	1318	23-10-2-3	23-13-0-2	4-5
3. x Providence	76	40	25	2	9	91	0.599	233	210	1103	21-12-2-3	19-13-0-6	11-9
4. Worcester	76	36	34	4	2	78	0.513	189	226	1278	19-17-1-1	17-17-3-1	10-2
5. Portland	76	24	39	3	10	61	0.401	222	284	1568	10-19-0-9	14-20-3-1	5-10

Northeast Division

	GP	W	L	OTL	SOL	PTS	PCT	GF	GA	PIM	HOME	ROAD	S/O
1. y Springfield	76	47	23	1	5	100	0.658	247	212	1255	23-12-0-3	24-11-1-2	10-5
2. x Albany	76	40	23	5	8	93	0.612	220	193	1045	24-9-3-2	16-14-2-6	7-8
3. Hartford	76	37	32	1	6	81	0.533	202	220	1493	21-13-0-4	16-19-1-2	6-6
4. Adirondack	76	30	38	2	6	68	0.447	182	225	1822	16-17-1-4	14-21-1-2	4-6
5. Bridgeport	76	28	40	2	6	64	0.421	183	238	1832	17-19-1-1	11-21-1-5	4-6

East Division

	GP	W	L	OTL	SOL	PTS	PCT	GF	GA	PIM	HOME	ROAD	S/O
1. y Binghamton	76	44	24	3	5	96	0.632	276	232	1481	24-8-2-4	20-16-1-1	3-5
2. x W-B/Scranton	76	42	26	3	5	92	0.605	206	185	1532	21-14-1-2	21-12-2-3	4-5
3. x Norfolk	76	40	26	3	7	90	0.592	201	192	1394	20-13-1-4	20-13-2-3	10-7
4. Hershey	76	39	27	5	5	88	0.579	221	213	1330	24-10-1-3	15-17-4-2	7-5
5. Syracuse	76	31	32	4	9	75	0.493	198	232	1751	17-12-2-7	14-20-2-2	3-9

WESTERN CONFERENCE

North Division

	GP	W	L	OTL	SOL	PTS	PCT	GF	GA	PIM	HOME	ROAD	S/O
1. y Toronto	76	45	25	2	4	96	0.632	223	202	1644	25-10-1-2	20-15-1-2	5-4
2. x Rochester	76	37	28	6	5	85	0.559	216	217	1165	22-10-3-3	15-18-3-2	3-5
3. Utica	76	35	32	5	4	79	0.520	187	216	1092	16-17-2-3	19-15-3-1	7-4
4. Lake Erie	76	32	33	1	10	75	0.493	197	232	1622	20-13-1-4	12-20-0-6	8-10
5. Hamilton	76	33	35	1	7	74	0.487	182	224	1350	14-19-1-4	19-16-0-3	5-7

Midwest Division

	GP	W	L	OTL	SOL	PTS	PCT	GF	GA	PIM	HOME	ROAD	S/O
1. y Chicago	76	45	21	5	5	100	0.658	239	191	1026	25-8-3-2	20-13-2-3	8-5
2. x Grand Rapids	76	46	23	2	5	99	0.651	238	187	945	23-13-0-2	23-10-2-3	5-5
3. x Milwaukee	76	39	24	6	7	91	0.599	215	199	1211	24-9-3-2	15-15-3-5	5-7
4. Rockford	76	35	32	5	4	79	0.520	234	262	1159	24-11-1-2	11-21-4-2	4-4
5. Iowa	76	27	36	7	6	67	0.441	169	235	1221	11-22-3-2	16-14-4-4	8-6

South Division

	GP	W	L	OTL	SOL	PTS	PCT	GF	GA	PIM	HOME	ROAD	S/O
1. y Texas	76	48	18	3	7	106	0.697	274	197	923	29-8-0-1	19-10-3-6	2-7
2. x Abbotsford	76	43	25	5	3	94	0.618	237	215	966	20-11-4-3	23-14-1-0	5-3
3. x Oklahoma City	76	36	29	2	9	83	0.546	239	256	1241	23-12-1-2	13-17-1-7	4-9
4. Charlotte	76	37	36	1	2	77	0.507	228	241	1118	19-18-1-0	18-18-0-2	4-2
5. San Antonio	76	30	37	3	6	69	0.454	206	235	1082	18-14-3-3	12-23-0-3	12-6

x = Teams who have clinched a playoff spot. y = Teams who have clinched the division title

2014 Playoffs

Conference Quarterfinals

Series A:	Norfolk defeats Manchester	(3-1)
Series B:	Providence defeats Springfield	(3-2)
Series C:	Wilkes-Barre/Scranton defeats Binghamton	(3-1)
Series D:	St. John's defeats Albany	(3-1)
Series E:	Texas defeats Oklahoma City	(3-0)
Series F:	Chicago defeats Rochester	(3-2)
Series G:	Toronto defeats Milwaukee	(3-0)
Series H:	Grand Rapids defeats Abbotsford	(3-1)

Conference Semifinals

Series I:	St. John's defeats Norfolk	(4-2)
Series J:	Wilkes-Barre/Scranton defeats Providence	(4-3)
Series K:	Texas defeats Grand Rapids	(4-2)
Series L:	Toronto defeats Chicago	(4-0)

Conference Finals

Series M:	St. John's defeats Wilkes-Barre/Scranton	(4-2)
Series N:	Texas defeats Toronto	(4-3)

Calder Cup Finals

Series O:	Texas defeats St. John's	(4-1)
-----------	--------------------------	-------

2013-14 Attendance Report

TEAM	TOTAL	GAMES	AVERAGE
Hershey	367,238	38	9,664
Grand Rapids	312,355	38	8,220
Lake Erie	309,472	38	8,144
Providence	309,113	38	8,135
Chicago	301,214	38	7,927
San Antonio	266,053	38	7,001
Charlotte	241,685	38	6,360
St. John's	238,906	38	6,287
Toronto	228,490	38	6,013
Iowa	223,559	38	5,883
Milwaukee	222,082	38	5,844
W-B/Scranton	220,556	38	5,804
Manchester	213,104	38	5,608
Syracuse	211,815	38	5,574
Rochester	205,669	38	5,412
Texas	201,174	38	5,294
Norfolk	190,143	38	5,004
Hamilton	187,938	38	4,946
Bridgeport	184,688	38	4,860
Rockford	182,540	38	4,804
Adirondack	159,289	38	4,192
Hartford	154,680	38	4,071
Worcester	150,402	38	3,958
Binghamton	149,560	38	3,936
Springfield	143,916	38	3,787
Utica	130,518	38	3,435
Albany	127,673	38	3,360
Oklahoma City	127,228	38	3,348
Abbotsford	114,250	38	3,007
Portland	83,040	38	2,185
TOTAL	6,158,350	1140	5,402



AMERKS YEAR-BY-YEAR STANDINGS

Record Book

2014-15 REGULAR SEASON STANDINGS

EASTERN CONFERENCE

Atlantic Division

	GP	W	L	OTL	SOL	PTS	PCT	GF	GA	PIM	HOME	ROAD	S/O
1. y Manchester	76	50	17	6	3	109	.717	241	176	1310	30-7-1-0	20-10-5-3	2-3
2. x Providence	76	41	26	7	2	91	.599	209	185	989	25-12-0-1	16-14-7-1	1-2
3. x Worcester	76	41	29	4	2	88	.579	224	198	809	22-13-2-1	19-16-2-1	2-2
4. x Portland	76	39	28	7	2	87	.572	203	190	1187	22-10-5-1	17-18-2-1	2-2
5. St. John's	76	32	33	9	2	75	.493	183	235	1215	18-15-5-0	14-18-4-2	5-2

Northeast Division

	GP	W	L	OTL	SOL	PTS	PCT	GF	GA	PIM	HOME	ROAD	S/O
1. y Hartford	76	43	24	5	4	95	.625	221	214	1143	24-8-4-2	19-16-1-2	2-4
2. x Syracuse	76	41	25	10	0	92	.605	218	219	1550	22-10-6-0	19-15-4-0	3-0
3. Springfield	76	38	28	8	2	86	.566	192	209	1269	19-13-5-1	19-15-3-1	5-2
4. Albany	76	37	28	5	6	85	.559	199	201	1368	20-12-2-4	17-16-3-2	2-6
5. Bridgeport	76	28	40	2	6	64	0.421	183	238	1832	17-19-1-1	11-21-1-5	3-1

East Division

	GP	W	L	OTL	SOL	PTS	PCT	GF	GA	PIM	HOME	ROAD	S/O
1. y Hershey	76	46	22	5	3	100	.658	218	181	1507	26-7-3-2	20-15-2-1	2-3
2. x W-B/Scranton	76	44	24	3	4	97	.638	212	163	1338	23-14-0-1	22-10-3-3	0-4
3. Binghamton	76	34	34	7	1	76	.500	242	258	1620	19-14-4-1	15-20-3-0	1-1
4. Lehigh Valley	76	33	35	7	1	74	.487	194	237	1834	17-15-5-1	16-20-2-0	7-1
5. Norfolk	76	27	39	6	4	64	.421	168	219	1452	15-17-5-1	12-22-1-3	0-4

WESTERN CONFERENCE

North Division

	GP	W	L	OTL	SOL	PTS	PCT	GF	GA	PIM	HOME	ROAD	S/O
1. y Utica	76	47	20	7	2	103	.678	219	182	978	25-10-3-0	22-10-4-2	2-2
2. x Toronto	76	40	27	9	0	89	.586	207	203	1129	20-13-5-0	20-14-4-0	1-0
3. Hamilton	76	34	29	12	1	81	.533	201	208	1179	15-16-6-1	19-13-6-0	0-1
4. Adirondack	76	35	33	6	2	78	.513	233	240	1396	17-17-4-0	18-16-2-2	1-2
5. Rochester	76	29	41	5	1	64	.421	209	251	1189	17-19-2-0	12-22-3-1	2-1

Midwest Division

	GP	W	L	OTL	SOL	PTS	PCT	GF	GA	PIM	HOME	ROAD	S/O
1. y Grand Rapids	76	46	22	6	2	100	.658	249	185	869	23-10-4-1	23-12-2-1	2-2
2. x Rockford	76	46	26	5	2	99	.651	222	180	1197	24-9-4-1	22-14-1-1	3-2
3. x Chicago	76	40	29	6	1	87	.572	210	198	1076	19-15-3-1	21-14-3-0	1-1
4. Lake Erie	76	35	29	8	4	82	.539	211	240	1112	18-15-3-2	17-14-5-2	2-4
5. Milwaukee	76	33	28	8	7	81	.533	206	218	1186	16-16-2-4	17-12-6-3	2-7

South Division

	GP	W	L	OTL	SOL	PTS	PCT	GF	GA	PIM	HOME	ROAD	S/O
1. y San Antonio	76	45	23	7	1	98	.645	248	222	1237	23-11-4-0	22-12-3-1	6-1
2. x Texas	76	40	22	13	1	94	.618	242	216	908	20-9-8-1	20-13-5-0	2-1
3. x Oklahoma City	76	41	27	5	3	90	.592	224	212	1098	21-12-3-2	20-15-2-1	0-3
4. Charlotte	76	31	38	6	1	69	.454	172	231	1314	19-16-2-1	12-22-4-0	5-1
5. Iowa	76	23	49	2	2	50	.329	172	245	1028	10-26-1-1	13-23-1-1	1-2

x = Teams who have clinched a playoff spot. y = Teams who have clinched the division title

2015 Playoffs

Conference Quarterfinals

Series A:	Manchester defeats Portland	(3-2)
Series B:	Hershey defeats Worcester	(3-1)
Series C:	Hartford defeats Providence	(3-2)
Series D:	Wilkes-Barre/Scranton defeats Syracuse	(3-0)
Series E:	Utica defeats Chicago	(3-2)
Series F:	Grand Rapids defeats Toronto	(3-2)
Series G:	San Antonio defeats Oklahoma City	(3-0)
Series H:	Rockford defeats Texas	(3-0)

Conference Semifinals

Series I:	Manchester defeats Wilkes-Barre/Scranton	(4-1)
Series J:	Hartford defeats Hershey	(4-2)
Series K:	Utica defeats Oklahoma City	(4-3)
Series L:	Grand Rapids defeats Rockford	(4-1)

Conference Finals

Series M:	Manchester defeats Hartford	(4-0)
Series N:	Utica defeats Grand Rapids	(4-2)

Calder Cup Finals

Series O:	Manchester defeats Utica	(4-1)
-----------	--------------------------	-------

2014-15 Attendance Report

TEAM	TOTAL	GAMES	AVERAGE
Hershey	372,070	38	9,791
Providence	318,786	38	8,389
Lake Erie	316,589	38	8,331
Lehigh Valley	310,199	38	8,163
Grand Rapids	307,110	38	8,082
Chicago	302,388	38	7,958
San Antonio	250,014	38	6,579
Rochester	234,276	38	6,165
Syracuse	227,472	38	5,986
Charlotte	221,249	38	5,822
Milwaukee	220,745	38	5,809
St. John's	219,559	38	5,778
Wilkes-Barre/Scranton	216,908	38	5,708
Iowa	215,031	38	5,659
Manchester	213,606	38	5,621
Toronto	203,190	38	5,347
Texas	190,088	38	5,002
Rockford	183,701	38	4,834
Norfolk	180,582	38	4,752
Bridgeport	180,263	38	4,744
Hartford	169,766	38	4,468
Hamilton	169,179	38	4,452
Worcester	146,195	38	3,847
Binghamton	143,363	38	3,773
Utica	141,350	38	3,720
Adirondack	138,386	38	3,642
Albany	126,286	38	3,323
Springfield	124,377	38	3,273
Oklahoma City	123,949	38	3,262
Portland	112,604	38	2,963
TOTAL	6,279,81	1,140	5,508



AMERKS YEAR-BY-YEAR STANDINGS

Record Book

2015-16 REGULAR SEASON STANDINGS

EASTERN CONFERENCE

Atlantic Division		GP	W	L	OTL	SOL	PTS	PCT	GF	GA	PIM	HOME	ROAD	S/O
1. y Hershey		76	43	21	5	7	98	.645	259	220	1083	24-7-2-5	19-14-3-2	6-7
2. x Providence		76	41	22	9	4	95	.625	238	198	967	23-7-4-4	18-15-5-0	2-4
3. x W-B/Scranton		76	43	27	4	2	92	.605	230	203	1170	20-15-2-1	23-12-2-1	1-2
4. x Portland		76	41	27	6	2	90	.592	215	207	93	22-15-0-1	19-12-6-1	1-2
5. x Bridgeport		76	40	29	4	3	87	.572	209	220	1412	22-14-0-2	18-15-4-1	3-3
6. Hartford		76	41	32	3	0	85	.559	202	199	754	20-16-2-0	21-16-1-0	7-0
7. Lehigh Valley		76	34	35	4	3	75	.493	215	222	1012	14-21-1-2	20-14-3-1	5-3
8. Springfield		76	26	42	3	5	60	.395	194	265	1050	16-20-1-1	10-22-2-4	2-5
Northeast Division		GP	W	L	OTL	SOL	PTS	PCT	GF	GA	PIM	HOME	ROAD	S/O
1. y Toronto		76	54	16	5	1	114	.750	294	191	936	27-9-2-0	27-7-3-1	4-1
2. x Albany		76	46	20	8	2	102	.671	212	167	1232	27-7-3-1	19-13-5-1	2-2
3. x Utica		76	38	26	8	4	88	.579	224	217	1051	18-11-5-4	20-15-3-0	1-4
4. Syracuse		76	32	29	11	4	79	.520	213	240	1319	18-15-2-3	14-14-9-1	2-4
5. St. John's		76	32	33	8	3	75	.493	208	239	1203	18-13-6-1	14-20-2-2	2-3
6. Rochester		76	34	38	3	1	72	.474	199	249	971	19-16-2-1	15-22-1-0	3-1
7. Binghamton		76	31	38	6	1	69	.454	204	241	1371	18-15-4-1	13-23-2-0	2-1

WESTERN CONFERENCE

Central Division		GP	W	L	OTL	SOL	PTS	PCT	GF	GA	PIM	HOME	ROAD	S/O
1. y Milwaukee		76	48	23	3	2	101	.664	224	193	1045	26-11-0-1	22-12-3-1	7-2
2. x Lake Erie		76	43	22	6	5	97	.638	211	188	1162	25-8-1-4	18-14-5-1	2-5
3. x Rockford		76	40	22	10	4	94	.618	214	205	1292	23-9-3-3	17-13-7-1	2-4
4. x Grand Rapids		76	44	30	1	1	90	.592	238	195	1096	25-12-1-0	19-18-0-1	1-1
5. Charlotte		76	36	32	3	5	80	.526	214	229	1078	17-17-2-2	19-15-1-3	6-5
6. Chicago		76	33	35	5	3	74	.487	194	228	1230	20-16-1-1	13-19-4-2	4-3
7. Manitoba		76	26	41	4	5	61	.401	180	250	1077	16-17-2-3	10-24-2-2	0-5
8. Iowa		76	24	41	5	6	59	.388	169	225	933	11-21-3-3	13-20-2-3	3-6
Pacific Division		GP	W	L	OTL	SOL	PTS	PCT	GF	GA	PIM	HOME	ROAD	S/O
1. y Ontario		68	44	19	4	1	93	.684	1103	192	138	22-8-3-1	22-11-1-0	0-1
2. x San Diego		68	39	23	4	2	84	.618	1269	208	200	20-10-3-1	19-13-1-1	4-2
3. x Texas		76	40	25	8	3	91	.599	878	277	246	21-11-6-0	19-14-2-3	3-3
4. x San Jose		68	31	26	8	3	73	.537	852	198	193	18-13-2-1	13-13-6-2	3-3
5. Bakersfield		68	31	28	7	2	71	.522	953	212	222	17-13-3-1	14-15-4-1	1-2
6. Stockton		68	32	32	2	2	68	.500	1055	194	224	22-11-1-0	10-21-1-2	4-2
7. San Antonio		76	33	35	8	0	74	.487	1136	213	240	15-20-3-0	18-15-5-0	3-0

x=Teams who clinched a playoff spot. y=Teams who clinched the division title

2016 Playoffs

Conference Quarterfinals

Series A:	Hershey defeats Portland	(3-2)
Series B:	Wilkes-Barre/Scranton defeats Providence	(3-0)
Series C:	Toronto defeats Bridgeport	(3-0)
Series D:	Albany defeats Utica	(3-1)
Series E:	Grand Rapids defeats Milwaukee	(3-0)
Series F:	Lake Erie defeats Rockford	(3-0)
Series G:	Ontario defeats San Jose	(3-1)
Series H:	San Diego defeats Texas	(3-1)

Conference Semifinals

Series I:	Hershey defeats Wilkes-Barre/Scranton	(4-3)
Series J:	Toronto defeats Albany	(4-3)
Series K:	Lake Erie defeats Grand Rapids	(4-2)
Series L:	Ontario defeats San Diego	(4-1)

Conference Finals

Series M:	Hershey defeats Toronto	(4-1)
Series N:	Lake Erie defeats Ontario	(4-0)

Calder Cup Finals

Series O:	Lake Erie defeats Hershey	(4-0)
-----------	---------------------------	-------

2015-16 Attendance Report

TEAM	TOTAL	GAMES	AVERAGE
Hershey	372,008	38	9,790
Lake Erie	326,654	38	8,596
Grand Rapids	324,629	38	8,543
Providence	319,601	38	8,411
Lehigh Valley	313,286	38	8,244
Chicago	302,580	38	7,963
San Diego	294,962	34	8,675
Ontario	291,366	34	8,570
Manitoba	276,845	38	7,285
Toronto	242,940	38	6,393
Milwaukee	234,404	38	6,196
San Antonio	233,212	38	6,137
Rochester	230,550	38	6,067
Iowa	222,135	38	5,846
Charlotte	218,494	38	5,750
St. John's	217,228	38	5,717
W-B/Scranton	214,885	38	5,655
Syracuse	205,583	38	5,410
Texas	192,652	38	5,067
Rockford	190,525	38	5,014
Bakersfield	176,613	34	5,195
Hartford	168,728	38	4,440
Stockton	158,011	34	4,647
San Jose	150,679	34	4,432
Bridgeport	149,727	38	3,940
Utica	146,680	38	3,860
Binghamton	144,852	38	3,812
Albany	127,889	38	3,366
Portland	127,806	38	3,363
Springfield	118,092	38	3,108
TOTAL	6,693,526	1,120	5,982



AMERKS YEAR-BY-YEAR STANDINGS

Record Book

2016-17 REGULAR SEASON STANDINGS

EASTERN CONFERENCE

Atlantic Division													
	GP	W	L	OTL	SOL	PTS	PCT	GF	GA	PIM	HOME	ROAD	S/O
1. y W-B/Scranton	76	51	20	3	2	107	.704	247	170	1029	27-9-0-2	24-11-3-0	1-2
2. x Lehigh Valley	76	48	23	5	0	101	.664	260	219	956	23-11-4-0	25-12-1-0	3-0
3. x Hershey	76	43	22	8	3	97	.638	252	211	1071	24-8-5-1	19-14-3-2	0-3
4. x Providence	76	43	23	6	4	96	.632	229	188	879	23-12-2-1	20-11-4-3	3-4
5. Bridgeport	76	44	28	3	1	92	.605	220	212	1088	25-13-0-0	19-15-3-1	5-1
6. Springfield	76	32	33	9	2	75	.493	197	206	1153	19-16-2-1	13-17-7-1	2-2
7. Hartford	76	24	46	4	2	54	.355	194	280	889	13-23-2-0	11-23-2-2	3-2
Northeast Division													
	GP	W	L	OTL	SOL	PTS	PCT	GF	GA	PIM	HOME	ROAD	S/O
1. y Syracuse	76	38	24	7	7	90	.592	232	227	1371	23-9-2-4	15-15-5-3	2-7
2. x Toronto	76	42	29	4	1	89	.586	245	207	1084	24-11-3-0	18-18-1-1	3-1
3. x Albany	76	39	32	2	3	83	.546	204	206	1147	22-13-1-2	17-19-1-1	3-3
4. x St. John's	76	36	30	8	2	82	.539	216	220	1162	17-15-5-1	19-15-3-1	3-2
5. Utica	76	35	32	7	2	79	.520	195	220	916	19-14-4-1	16-18-3-1	2-2
6. Rochester	76	32	41	0	3	67	.441	205	240	858	19-16-0-3	13-25-0-0	1-3
7. Binghamton	76	28	44	2	2	60	.395	190	266	944	15-21-1-1	13-23-1-1	3-2

WESTERN CONFERENCE

Central Division													
	GP	W	L	OTL	SOL	PTS	PCT	GF	GA	PIM	HOME	ROAD	S/O
1. y Chicago	76	44	19	8	5	101	.664	251	200	947	27-7-3-1	17-12-5-4	2-5
2. x Grand Rapids	76	47	23	1	5	100	.658	251	190	845	25-11-0-2	22-12-1-3	3-5
3. x Milwaukee	76	43	26	4	3	93	.612	225	215	1195	20-15-3-0	23-11-1-3	2-3
4. x Charlotte	76	39	29	7	1	86	.566	212	208	827	27-10-1-0	12-19-6-1	3-1
5. Cleveland	76	39	29	4	4	86	.566	195	198	1028	22-12-2-2	17-17-2-2	7-4
6. Iowa	76	36	31	7	2	81	.533	182	196	834	17-16-3-2	19-15-4-0	3-2
7. Manitoba	76	29	37	5	5	68	.447	197	242	1113	15-17-3-3	14-20-2-2	2-5
8. Rockford	76	25	39	9	3	62	.408	175	246	973	16-15-5-2	9-24-4-1	6-3
Pacific Division													
	GP	W	L	OTL	SOL	PTS	PCT	GF	GA	PIM	HOME	ROAD	S/O
1. y San Jose	68	43	16	4	5	95	.699	232	176	1051	24-6-2-2	19-10-2-3	1-5
2. x San Diego	68	43	20	3	2	91	.669	221	178	1002	23-9-1-1	20-11-2-1	4-2
3. x Ontario	68	36	21	10	1	83	.610	199	190	986	22-9-2-1	14-12-8-0	2-1
4. x Stockton	68	34	25	7	2	77	.566	212	192	1235	21-8-4-1	13-17-3-1	1-2
5. Bakersfield	68	33	29	5	1	72	.529	200	188	706	20-12-2-0	13-17-3-1	1-1
6. Tucson	68	29	31	8	0	66	.485	187	237	1126	17-14-3-0	12-17-5-0	3-0
7. Texas	76	34	37	1	4	73	.480	224	265	1054	20-16-0-2	14-21-1-2	3-4
8. San Antonio	76	27	42	5	2	61	.401	184	240	1025	14-18-5-1	13-24-0-1	2-2

x = Teams who clinched a playoff spot. y = Teams who clinched the division title

2017 Playoffs

Conference Quarterfinals

Series A:	Providence defeats Wilkes-Barre/Scranton	(3-2)
Series B:	Hershey defeats Lehigh Valley	(3-2)
Series C:	Syracuse defeats St. John's	(3-1)
Series D:	Toronto defeats Albany	(3-1)
Series E:	Chicago defeats Charlotte	(3-2)
Series F:	Grand Rapids defeats Milwaukee	(3-0)
Series G:	San Jose defeats Stockton	(3-2)
Series H:	San Diego defeats Ontario	(3-2)

Conference Semifinals

Series I:	Providence defeats Hershey	(4-3)
Series J:	Syracuse defeats Toronto	(4-3)
Series K:	Grand Rapids defeats Chicago	(4-1)
Series L:	San Jose defeats San Diego	(4-1)

Conference Finals

Series M:	Syracuse defeats Providence	(4-1)
Series N:	Grand Rapids defeats San Jose	(4-1)

Calder Cup Finals

Series O:	Grand Rapids defeats Syracuse	(4-2)
-----------	-------------------------------	-------

2016-17 Attendance Report

TEAM	TOTAL	GAMES	AVERAGE
Cleveland	349,503	38	9,197
Hershey	345,748	38	9,099
Providence	317,563	38	8,357
San Diego	316,368	34	9,305
Chicago	302,742	38	7,967
Grand Rapids	302,471	38	7,960
Lehigh Valley	299,250	38	7,875
Ontario	259,956	34	7,646
Laval	254,251	38	6,691
Toronto	254,022	38	6,685
Charlotte	238,266	38	6,270
Iowa	233,803	38	6,153
San Antonio	231,563	38	6,094
Wilkes-Barre/Scranton	211,166	38	5,557
Milwaukee	210,735	38	5,546
Syracuse	202,717	38	5,466
Texas	201,006	38	5,290
Manitoba	200,530	38	5,277
Rochester	202,472	38	5,328
Springfield	189,435	38	4,985
Bakersfield	164,153	34	4,828
Hartford	157,243	38	4,138
Bridgeport	148,868	38	3,918
Utica	148,846	38	3,917
Rockford	148,758	38	3,915
Binghamton	148,031	38	3,896
Tucson	143,370	34	4,217
San Jose	138,387	34	4,070
Belleville	137,102	38	3,608
Stockton	125,094	34	3,679
TOTAL	6,498,733	1,116	5,823



AMERKS YEAR-BY-YEAR STANDINGS

Record Book

2017-18 REGULAR SEASON STANDINGS

EASTERN CONFERENCE

Atlantic Division													
	GP	W	L	OTL	SOL	PTS	PCT	GF	GA	PIM	HOME	ROAD	S/O
1. y W-B/Scranton	76	51	20	3	2	107	.704	247	170	1029	27-9-0-2	24-11-3-0	1-2
2. x Lehigh Valley	76	48	23	5	0	101	.664	260	219	956	23-11-4-0	25-12-1-0	3-0
3. x Hershey	76	43	22	8	3	97	.638	252	211	1071	24-8-5-1	19-14-3-2	0-3
4. x Providence	76	43	23	6	4	96	.632	229	188	879	23-12-2-1	20-11-4-3	3-4
5. Bridgeport	76	44	28	3	1	92	.605	220	212	1088	25-13-0-0	19-15-3-1	5-1
6. Springfield	76	32	33	9	2	75	.493	197	206	1153	19-16-2-1	13-17-7-1	2-2
7. Hartford	76	24	46	4	2	54	.355	194	280	889	13-23-2-0	11-23-2-2	3-2
Northeast Division													
	GP	W	L	OTL	SOL	PTS	PCT	GF	GA	PIM	HOME	ROAD	S/O
1. y Toronto	76	54	18	2	2	112	.737	254	170	808	24-13-1-0	30-5-1-2	2-2
2. x Syracuse	76	46	22	3	5	100	.658	234	189	1225	24-11-2-1	22-11-1-4	3-5
3. x Rochester	76	37	22	11	6	91	.599	234	221	828	18-14-3-3	19-8-8-3	3-6
4. x Utica	76	38	26	8	4	88	.579	211	216	1164	17-14-4-3	21-12-4-1	6-4
5. Binghamton	76	25	38	9	4	63	.414	193	247	1066	13-19-4-2	12-19-5-2	2-4
6. Belleville	76	29	42	2	3	63	.414	194	266	1249	16-21-1-0	13-21-1-3	6-3
7. Laval	76	24	42	7	3	58	.382	206	281	1099	10-24-3-1	14-18-4-2	1-3

WESTERN CONFERENCE

Central Division													
	GP	W	L	OTL	SOL	PTS	PCT	GF	GA	PIM	HOME	ROAD	S/O
1. y Chicago	76	42	23	7	4	95	.625	244	208	848	24-10-2-2	18-13-5-2	3-4
2. x Grand Rapids	76	42	25	2	7	93	.612	237	210	914	20-15-1-2	22-10-1-5	6-7
3. x Manitoba	76	42	26	4	4	92	.605	253	198	1120	17-17-2-2	25-9-2-2	1-4
4. x Rockford	76	40	28	4	4	88	.579	239	234	785	22-13-2-1	18-15-2-3	6-4
5. Iowa	76	33	27	10	6	82	.539	232	246	846	18-15-3-2	15-12-7-4	1-6
6. Milwaukee	76	38	32	4	2	82	.539	216	235	948	19-15-2-2	19-17-2-0	11-2
7. Cleveland	76	25	41	7	3	60	.395	190	258	994	14-20-4-0	11-21-3-3	2-3
Pacific Division													
	GP	W	L	OTL	SOL	PTS	PCT	GF	GA	PIM	HOME	ROAD	S/O
1. y Tucson	68	42	20	5	1	90	.662	214	173	815	18-13-3-0	24-7-2-1	1-1
2. x Texas	76	38	24	8	6	90	.592	223	231	912	21-10-4-3	17-14-4-3	3-6
3. x Ontario	68	36	25	4	3	79	.581	200	194	947	21-11-1-1	15-14-3-2	1-3
4. x San Jose	68	34	26	4	4	76	.559	186	198	854	20-12-1-1	14-14-3-3	1-4
5. San Diego	68	36	28	3	1	76	.559	202	197	1075	20-13-1-0	16-15-2-1	4-1
6. Stockton	68	34	28	2	4	74	.544	211	204	974	16-16-0-2	18-12-2-2	2-4
7. Bakersfield	68	31	27	9	1	72	.529	188	206	793	15-13-5-1	16-14-4-0	3-1
8. San Antonio	76	35	31	10	0	80	.526	198	219	961	20-13-5-0	15-18-5-0	6-0

x = Teams who clinched a playoff spot. y = Teams who clinched the division title

2018 Playoffs

Division Semifinals

Series A:	Lehigh Valley defeats Providence	(3-1)
Series B:	Charlotte defeats Wilkes-Barre/Scranton	(3-0)
Series C:	Toronto defeats Utica	(3-2)
Series D:	Syracuse defeats Rochester	(3-0)
Series E:	Rockford defeats Chicago	(3-0)
Series F:	Manitoba defeats Grand Rapids	(3-2)
Series G:	Tucson defeats San Jose	(3-1)
Series H:	Texas defeats Ontario	(3-1)

Conference Semifinals

Series I:	Lehigh Valley defeats Charlotte	(4-1)
Series J:	Toronto defeats Syracuse	(4-0)
Series K:	Rockford defeats Manitoba	(4-0)
Series L:	Texas defeats Tucson	(4-1)

Conference Finals

Series M:	Toronto defeats Lehigh Valley	(4-0)
Series N:	Texas defeats Rockford	(4-2)

Calder Cup Finals

Series O:	Toronto defeats Texas	(4-3)
-----------	-----------------------	-------

2017-18 Attendance Report

TEAM	TOTAL	GAMES	AVERAGE
Hershey	353,759	38	9,309
Cleveland	344,094	38	9,055
Providence	313,994	38	8,263
Grand Rapids	313,312	38	8,245
Chicago	302,757	38	7,967
San Diego	301,776	34	8,876
Lehigh Valley	301,568	38	7,936
Ontario	274,300	34	8,068
San Antonio	243,509	38	6,408
Charlotte	234,787	38	6,179
Toronto	232,316	38	6,114
Iowa	228,727	38	6,019
Manitoba	214,913	38	5,656
Wilkes-Barre/Scranton	210,788	38	5,547
Syracuse	209,085	38	5,502
Milwaukee	205,516	38	5,408
Rochester	202,472	38	5,328
Texas	194,233	38	5,111
Springfield	177,247	38	4,664
Bakersfield	172,965	34	5,087
Rockford	164,466	38	4,328
Hartford	161,037	38	4,238
St. John's	155,914	38	4,103
Stockton	154,041	34	4,531
Bridgeport	148,291	38	3,902
Utica	147,060	38	3,870
San Jose	146,594	34	4,312
Binghamton	139,323	38	3,666
Tucson	137,843	34	4,054
Albany	112,046	38	2,949
TOTAL	6,498,733	1,116	5,823



AMERKS YEAR-BY-YEAR STANDINGS

Record Book

2018-19 REGULAR SEASON STANDINGS

EASTERN CONFERENCE

Atlantic Division		GP	W	L	OTL	SOL	PTS	PCT	GF	GA	PIM	HOME	ROAD	S/O
1. y Charlotte		76	51	17	7	1	110	.724	255	189	975	26-7-5-0	25-10-2-1	1-1
2. x Bridgeport		76	43	24	6	3	95	.625	233	228	1125	26-7-3-2	17-17-3-1	6-3
3. x Hershey		76	43	25	4	4	94	.618	211	215	998	25-10-2-1	18-15-2-3	8-4
4. x Providence		76	38	27	8	3	87	.572	228	212	963	24-9-4-1	14-18-4-2	2-3
5. Lehigh Valley		76	39	30	4	3	85	.559	240	244	911	21-15-1-1	18-15-3-2	5-3
6. Wilkes-Barre/Scranton		76	36	30	7	3	82	.539	232	228	1248	17-18-2-1	19-12-5-2	5-3
7. Springfield		76	33	29	9	5	80	.526	250	241	1128	19-11-6-2	14-18-3-3	0-5
8. Hartford		76	29	36	7	4	69	.454	209	266	953	17-15-5-1	12-21-2-3	2-4
Northeast Division		GP	W	L	OTL	SOL	PTS	PCT	GF	GA	PIM	HOME	ROAD	S/O
1. y Syracuse		76	47	21	4	4	102	.671	264	187	1084	27-8-1-2	20-13-3-2	3-4
2. x Rochester		76	46	23	5	2	99	.651	254	218	870	21-14-2-1	25-9-3-1	5-2
3. x Toronto		76	39	24	9	4	91	.599	248	243	832	161-15-6-1	23-9-3-3	1-4
4. x Cleveland		76	37	29	8	2	84	.553	232	234	865	19-13-5-1	18-16-3-1	5-2
5. Belleville		76	37	31	3	5	82	.539	228	228	870	22-12-1-3	15-19-2-2	4-5
6. Utica		76	34	34	6	2	76	.500	224	257	937	20-15-3-0	14-19-3-2	3-2
7. Laval		76	30	34	6	6	72	.474	195	231	877	18-13-3-4	12-21-3-2	3-6
8. Binghamton		76	28	41	7	0	63	.414	201	278	1030	17-17-4-0	11-24-3-0	1-0

WESTERN CONFERENCE

Central Division		GP	W	L	OTL	SOL	PTS	PCT	GF	GA	PIM	HOME	ROAD	S/O
1. y Chicago		76	44	22	6	4	98	.645	250	199	886	21-11-4-2	23-11-2-2	0-4
2. x Milwaukee		76	36	24	14	2	88	.579	217	207	977	18-13-6-1	18-11-8-1	4-2
3. x Iowa		76	37	26	8	5	87	.572	242	230	874	23-9-5-1	14-17-3-4	4-5
4. x Grand Rapids		76	38	27	7	4	87	.572	217	222	932	22-10-3-3	16-17-4-1	6-4
5. Manitoba		76	39	30	5	2	85	.559	197	219	1050	25-11-1-1	14-19-4-1	2-2
6. Texas		76	37	31	4	4	82	.539	238	231	791	23-11-2-2	14-20-2-2	1-4
7. Rockford		76	35	31	4	6	80	.526	184	214	715	21-14-1-2	14-17-3-4	4-6
8. San Antonio		76	31	38	6	1	69	.454	196	244	885	23-12-2-1	8-26-4-0	3-1
Pacific Division		GP	W	L	OTL	SOL	PTS	PCT	GF	GA	PIM	HOME	ROAD	S/O
1. y Bakersfield		68	42	21	3	2	89	.654	242	182	849	21-10-3-0	21-11-0-2	2-2
2. x San Jose		68	39	22	3	4	85	.625	227	197	714	22-10-1-1	17-12-2-3	4-4
3. x San Diego		68	36	24	5	3	80	.588	239	221	978	18-14-1-1	18-10-4-2	3-3
4. x Colorado		68	36	27	4	1	77	.566	191	204	1114	21-9-3-1	15-18-1-0	6-1
5. Tucson		68	34	26	5	3	76	.559	206	202	766	18-14-1-1	16-12-4-2	1-3
6. Stockton		68	31	31	4	2	68	.500	235	252	945	15-16-2-1	16-15-2-1	2-2
7. Ontario		68	25	33	6	4	60	.441	213	274	1069	15-14-3-2	10-19-3-2	2-4

x = Teams who clinched a playoff spot. y = Teams who clinched the division title

2019 Playoffs

Division Semifinals

Series A:	Charlotte defeats Providence	(3-1)
Series B:	Hershey defeats Bridgeport	(3-2)
Series C:	Cleveland defeats Syracuse	(3-1)
Series D:	Toronto defeats Rochester	(3-0)
Series E:	Chicago defeats Grand Rapids	(3-2)
Series F:	Iowa defeats Milwaukee	(3-2)
Series G:	Bakersfield defeats Colorado	(3-1)
Series H:	San Diego defeats San Jose	(3-1)

Conference Semifinals

Series I:	Charlotte defeats Hershey	(4-0)
Series J:	Toronto defeats Cleveland	(4-0)
Series K:	Chicago defeats Iowa	(4-2)
Series L:	San Diego defeats Bakersfield	(4-2)

Conference Finals

Series M:	Charlotte defeats Toronto	(4-2)
Series N:	Chicago defeats San Diego	(4-2)

Calder Cup Finals

Series O:	Charlotte defeats Chicago	(4-1)
-----------	---------------------------	-------

2018-19 Attendance Report

TEAM	TOTAL	GAMES	AVERAGE
Hershey	338,452	38	8,907
Cleveland	338,220	38	8,901
Grand Rapids	311,813	38	8,206
San Diego	306,722	34	9,021
Providence	305,711	38	8,045
Chicago	301,298	38	7,929
Lehigh Valley	293,352	38	7,720
Ontario	283,965	34	8,352
Charlotte	253,916	38	6,682
Toronto	243,912	38	6,419
Iowa	243,558	38	6,409
San Antonio	235,974	38	6,210
Syracuse	212,615	38	5,595
Laval	211,956	38	5,578
Wilkes-Barre/Scranton	210,876	38	5,549
Milwaukee	205,637	38	5,412
Texas	205,411	38	5,406
Rochester	199,997	38	5,263
Springfield	193,225	38	5,085
Manitoba	179,421	38	4,722
Colorado	174,768	34	5,140
Bakersfield	171,140	34	5,034
Bridgeport	156,052	38	4,107
Hartford	149,804	38	3,942
Utica	148,846	38	3,917
Rockford	147,306	38	3,876
Tucson	145,995	34	4,294
Binghamton	131,881	38	3,471
Stockton	125,444	34	3,690
San Jose	125,106	34	3,680
Belleville	116,541	38	3,067
TOTAL	6,668,914	1,150	5,799



AMERKS YEAR-BY-YEAR STANDINGS

Record Book

2019-20 REGULAR SEASON STANDINGS

EASTERN CONFERENCE

Atlantic Division

	GP	W	L	OTL	SOL	PTS	PCT	GF	GA	PIM	HOME	ROAD	S/O
1. Providence	62	38	18	3	3	82	.661	197	154	854	17-10-2-2	21-8-1-1	5-3
2. Hershey	62	37	18	3	4	81	.653	187	157	713	21-8-1-2	16-10-2-2	4-4
3. Charlotte	61	34	22	5	0	73	.598	202	172	833	18-11-3-0	16-11-2-0	2-0
4. Hartford	62	31	20	6	5	73	.589	171	173	615	21-6-1-2	10-14-5-3	1-5
5. Springfield	61	31	27	3	0	65	.533	190	186	831	18-12-1-0	13-15-2-0	3-0
6. Wilkes-Barre/Scranton	63	29	26	3	5	66	.524	164	193	797	15-12-1-3	14-14-2-2	4-5
7. Lehigh Valley	62	24	28	3	7	58	.468	161	186	652	17-8-2-4	7-20-1-3	0-7
8. Bridgeport	63	23	33	5	2	53	.421	152	206	839	12-14-2-2	11-19-3-0	3-2

Northeast Division

	GP	W	L	OTL	SOL	PTS	PCT	GF	GA	PIM	HOME	ROAD	S/O
1. y Belleville	63	38	20	4	1	81	.643	234	197	807	15-15-1-1	23-5-3-0	3-1
2. Rochester	62	33	20	4	5	75	.605	181	173	618	16-7-3-5	17-13-1-0	2-5
3. Utica	61	34	22	3	2	73	.598	210	186	770	16-12-2-1	18-10-1-1	3-2
4. Binghamton	62	34	24	4	0	72	.581	189	182	631	20-9-3-0	14-15-1-0	6-0
5. Syracuse	62	30	23	4	5	69	.556	202	210	817	17-9-1-3	13-14-3-2	0-5
6. Laval	62	30	24	5	3	68	.548	183	182	750	17-9-2-2	13-15-3-1	6-3
7. Toronto	61	29	27	3	2	63	.516	206	212	689	19-11-0-0	10-16-3-2	1-2
8. Cleveland	62	24	31	5	2	55	.444	159	192	853	14-16-1-0	10-15-4-2	2-2

WESTERN CONFERENCE

Central Division

	GP	W	L	OTL	SOL	PTS	PCT	GF	GA	PIM	HOME	ROAD	S/O
1. y Milwaukee	63	41	14	5	3	90	.714	211	141	925	21-5-2-2	20-9-3-1	5-3
2. Iowa	63	37	18	4	4	82	.651	194	171	885	21-8-0-2	16-10-4-2	3-4
3. Grand Rapids	63	29	27	3	4	65	.516	177	193	727	15-11-2-3	14-16-1-1	2-4
4. Chicago	61	27	26	5	3	62	.508	155	175	704	13-12-3-2	14-14-2-1	2-3
5. Rockford	63	29	30	2	2	62	.492	156	187	817	17-14-0-1	12-16-2-1	4-2
6. Texas	62	27	28	3	4	61	.492	171	192	685	16-10-3-2	11-18-0-2	6-4
7. San Antonio	61	24	25	7	5	60	.492	161	184	701	12-11-3-5	12-14-4-0	1-5
8. Manitoba	61	27	33	1	0	55	.451	160	190	856	18-14-0-0	9-19-1-0	3-0

Pacific Division

	GP	W	L	OTL	SOL	PTS	PCT	GF	GA	PIM	HOME	ROAD	S/O
1. y Tucson	58	36	19	1	2	75	.647	198	163	654	17-9-1-1	19-10-0-1	3-2
2. Colorado	56	34	18	3	1	72	.643	188	162	683	18-10-1-1	16-8-2-0	3-1
3. Stockton	55	30	17	4	4	68	.618	194	170	730	14-10-3-1	16-7-1-3	2-4
4. San Diego	57	30	19	6	2	68	.596	185	164	662	15-8-3-2	15-11-3-0	2-2
5. Ontario	57	29	22	5	1	64	.561	166	198	892	11-9-5-1	18-13-0-0	2-1
6. Bakersfield	56	21	27	5	3	50	.446	162	202	723	9-13-5-1	12-14-0-2	3-3
7. San Jose	55	21	27	5	2	49	.445	179	192	670	12-15-3-0	9-12-2-2	0-2

y = Teams who clinched the division title

Remainder of the 2019-20 regular season and 2020 Calder Cup Playoffs were canceled on May 11, 2020 due to the COVID-19 pandemic. The AHL's standings - sorted by points percentage - and statistics as of March 12, 2020 are considered final and official.

2019-20 Attendance Report

TEAM	TOTAL	GAMES	AVERAGE
Cleveland	280,318	31	9,043
Hershey	280,091	32	8,753
Providence	236,995	31	7,645
Grand Rapids	231,431	31	7,466
Lehigh Valley	221,552	31	7,147
Chicago	215,562	30	7,185
San Diego	212,296	28	7,582
Ontario	212,074	26	8,157
Charlotte	210,190	32	6,568
Iowa	196,896	31	6,351
San Antonio	187,518	31	6,049
Laval	186,523	30	6,217
Toronto	169,447	30	5,648
Syracuse	164,710	30	5,490
Springfield	163,118	31	5,262
Texas	162,458	31	5,241
Manitoba	158,739	32	4,961
W-B/Scranton	157,123	31	5,068
Colorado	155,380	30	5,179
Milwaukee	150,983	30	5,033
Rochester	149,656	31	4,828
Bakersfield	148,558	28	5,306
Utica	121,895	31	3,932
Rockford	120,290	32	3,759
Hartford	119,015	30	3,967
Tucson	113,594	28	4,057
Bridgeport	106,112	30	3,537
San Jose	105,367	30	3,512
Binghamton	104,075	32	3,252
Belleville	91,742	32	2,867
Stockton	77,871	28	2,781
TOTAL	5,211,579	941	5,538



AMERKS YEAR-BY-YEAR STANDINGS

Record Book

2020-21 REGULAR SEASON STANDINGS *

Atlantic Division	GP	W	L	OTL	SOL	PTS	PCT	GF	GA	PIM	HOME	ROAD	S/O
1. y Providence	25	15	6	2	2	34	.680	78	60	356	7-4-1-1	8-2-1-1	0-2
2. Hartford	24	14	9	1	0	29	.604	82	74	315	6-6-0-0	8-3-1-0	0-0
3. Bridgeport	24	8	14	2	0	18	.375	59	81	284	4-6-2-0	4-8-0-0	2-0
Northeast Division	GP	W	L	OTL	SOL	PTS	PCT	GF	GA	PIM	HOME	ROAD	S/O
1. y Hershey	33	24	7	2	0	50	.758	110	77	575	14-1-2-0	10-6-0-0	1-0
2. Lehigh Valley	32	18	7	4	2	43	.672	96	92	342	9-3-2-1	9-4-2-1	1-2
3. Syracuse	32	19	10	3	0	41	.641	120	93	351	10-6-0-0	9-4-3-0	1-0
4. Utica	28	16	11	0	1	33	.589	89	88	352	11-2-0-0	5-9-0-1	2-1
5. Wilkes-Barre/Scranton	32	13	13	4	2	32	.500	92	107	364	7-5-3-1	6-8-1-1	0-2
6. Rochester	29	11	15	2	1	25	.431	89	116	429	4-9-2-0	7-6-0-1	2-1
7. Binghamton	35	7	20	5	2	22	.314	89	127	440	3-10-2-2	4-10-3-0	2-2
Canadian Division	GP	W	L	OTL	SOL	PTS	PCT	GF	GA	PIM	HOME	ROAD	S/O
1. y Laval	36	23	9	3	1	50	.694	113	87	433	9-6-3-0	14-3-0-1	1-1
2. Manitoba	36	18	13	3	2	41	.569	109	102	362	11-7-2-1	7-6-1-1	2-2
3. Belleville	35	18	16	1	0	37	.529	102	111	443	9-9-0-0	9-7-1-0	1-0
4. Toronto	35	16	17	0	2	34	.486	111	119	319	7-10-0-1	9-7-0-1	0-2
5. Stockton	30	11	17	2	0	24	.400	79	95	377	2-8-1-0	9-9-1-0	1-0
Central Division	GP	W	L	OTL	SOL	PTS	PCT	GF	GA	PIM	HOME	ROAD	S/O
1. y Chicago	33	21	9	1	2	45	.682	132	94	529	12-3-0-1	9-6-1-1	0-2
2. Cleveland	29	16	10	1	2	35	.603	101	86	410	8-5-0-1	8-5-1-1	1-2
3. Grand Rapids	32	16	12	3	1	36	.563	96	97	428	8-4-3-1	8-8-0-0	0-1
4. Iowa	34	17	13	4	0	38	.559	107	113	644	9-6-2-0	8-7-2-0	0-0
5. Texas	38	17	18	3	0	37	.487	117	124	375	8-8-3-0	9-10-0-0	2-0
6. Rockford	32	12	19	1	0	25	.391	89	115	390	8-9-0-0	4-10-1-0	2-0
Pacific Division	GP	W	L	OTL	SOL	PTS	PCT	GF	GA	PIM	HOME	ROAD	S/O
1. y Henderson	39	25	13	0	1	51	.654	125	102	497	14-5-0-1	11-8-0-0	1-1
2. Bakersfield	39	24	14	0	1	49	.628	129	104	409	14-4-0-1	10-10-0-0	2-1
3. San Diego	44	26	17	1	0	53	.602	153	142	573	15-6-1-0	11-11-0-0	0-0
4. San Jose	36	15	15	4	2	36	.500	105	127	465	10-6-2-1	5-9-2-1	0-2
5. Colorado	34	15	15	3	1	34	.500	101	104	318	7-7-2-1	8-8-1-0	0-1
6. Ontario	40	17	19	4	0	38	.475	136	149	418	6-10-4-0	11-9-0-0	1-0
7. Tucson	36	13	20	3	0	29	.403	103	126	405	4-12-1-0	9-8-2-0	0-0

y = Teams who clinched the division title

*The AHL elected not to host the Calder Cup Playoffs in its traditional format following the 2020-21 regular season.

2020-21 Attendance Report

TEAM	TOTAL	GAMES	AVERAGE
Iowa	55,645	17	3,273
Cleveland	53,548	14	3,825
Texas	39,967	19	2,104
Henderson	27,004	20	1,350
Hershey	17,093	17	1,005
Tucson	14,500	17	853
Wilkes-Barre/Scranton	12,519	16	782
Grand Rapids	9,887	16	618
Bakersfield	4,928	19	259
Utica	3,952	13	304
Belleville	--	18	--
Binghamton	--	18	--
Bridgeport	--	12	--
Chicago	--	16	--
Colorado	--	17	--
Hartford	--	12	--
Laval	--	18	--
Lehigh Valley	--	15	--
Manitoba	--	21	--
Ontario	--	20	--
Providence	--	13	--
Rochester	--	15	--
Rockford	--	17	--
San Diego	--	22	--
San Jose	--	19	--
Stockton	--	11	--
Syracuse	--	16	--
Toronto	--	18	--



AMERKS YEAR-BY-YEAR STANDINGS

Record Book

2021-22 REGULAR SEASON STANDINGS

Atlantic Division	GP	W	L	OTL	SOL	PTS	PCT	GF	GA	PIM	HOME	ROAD	S/O
1. y Charlotte	72	42	24	5	1	90	.625	234	197	862	22-9-5-0	20-15-0-1	4-1
2. x Springfield	76	43	24	6	3	95	.625	233	221	864	26-10-2-0	17-14-4-3	4-3
3. x Providence	72	36	25	5	6	83	.576	199	192	898	20-14-2-0	16-11-3-6	4-6
4. Wilkes-Barre/Scranton	76	35	33	4	4	78	.513	209	225	862	22-12-3-1	13-21-1-3	1-4
5. x Hershey	76	34	32	6	4	78	.513	202	209	911	21-12-2-3	13-20-4-1	1-4
6. x Bridgeport	72	31	30	7	4	73	.507	213	226	816	18-14-2-2	13-16-5-2	2-4
7. Hartford	72	32	32	6	2	72	.500	205	225	749	20-13-2-1	12-19-4-1	6-2
8. Lehigh Valley	76	29	32	10	5	73	.480	195	239	805	16-13-6-3	13-19-4-2	2-5

North Division	GP	W	L	OTL	SOL	PTS	PCT	GF	GA	PIM	HOME	ROAD	S/O
1. y Utica	72	43	20	8	1	95	.660	246	206	812	23-8-4-1	20-12-4-0	2-1
2. x Syracuse	76	41	26	7	2	91	.599	242	229	880	24-11-1-2	17-15-6-0	1-2
3. x Laval	72	39	26	5	2	85	.590	246	231	871	24-8-3-1	15-18-2-1	2-2
4. x Belleville	72	40	28	4	0	84	.583	219	218	902	19-15-2-0	21-13-2-0	5-0
5. x Rochester	76	37	29	7	3	84	.553	254	270	942	20-13-3-2	17-16-4-1	3-3
6. Toronto	72	37	30	4	1	79	.549	243	244	924	18-15-2-1	19-15-2-0	3-1
7. Cleveland	76	28	35	8	5	69	.454	207	262	1002	13-20-4-1	15-15-4-4	2-5

Central Division	GP	W	L	OTL	SOL	PTS	PCT	GF	GA	PIM	HOME	ROAD	S/O
1. y Chicago	76	50	16	5	5	110	.724	261	194	891	25-7-3-3	25-9-2-2	1-5
2. x Manitoba	72	41	24	5	2	89	.618	228	204	847	25-9-0-2	16-15-5-0	6-2
3. x Milwaukee	76	39	28	5	4	87	.572	229	228	1023	20-13-4-1	19-15-1-3	3-4
4. x Rockford	72	37	30	4	1	79	.549	223	221	939	18-16-2-0	19-14-2-1	7-1
5. x Texas	72	32	28	6	6	76	.528	219	230	897	15-15-3-3	17-13-3-3	2-6
6. Iowa	72	32	31	4	5	73	.507	202	209	1085	17-14-2-3	15-17-2-2	2-5
7. Grand Rapids	76	33	35	6	2	74	.487	209	240	828	17-16-4-1	16-19-2-1	2-2

Pacific Division	GP	W	L	OTL	SOL	PTS	PCT	GF	GA	PIM	HOME	ROAD	S/O
1. y Stockton	68	45	16	5	2	97	.713	242	185	910	24-5-5-0	21-11-0-2	6-2
2. x Ontario	68	41	18	5	4	91	.669	259	219	892	23-5-4-2	18-13-1-2	2-4
3. x Colorado	68	39	22	4	3	85	.625	244	207	815	21-12-1-0	18-10-3-3	5-3
4. x Bakersfield	68	37	21	5	5	84	.618	225	192	843	21-9-2-2	16-12-3-3	0-5
5. x Abbotsford	68	39	23	5	1	84	.618	230	200	941	20-9-4-1	19-14-1-0	2-1
6. x Henderson	68	35	28	4	1	75	.551	209	203	966	20-12-2-0	15-16-2-1	4-1
7. x San Diego	68	28	33	4	3	63	.463	197	223	1015	17-14-3-0	11-19-1-3	1-3
8. Tucson	68	23	39	5	1	52	.382	182	268	1033	14-17-2-1	9-22-3-0	3-1
9. San Jose	68	20	42	4	2	46	.338	202	291	973	9-22-2-1	11-20-2-1	2-2

x = Teams who clinched a playoff spot. y = Teams who clinched the division title

2022 Playoffs

Play-In Qualifying Round

Series A:	Bridgeport defeats Providence	(2-0)
Series B:	Wilkes-Barre/Scranton defeats Hershey	(2-1)
Series C:	Rochester defeats Belleville	(2-0)
Series D:	Rockford defeats Texas	(2-0)
Series E:	Ontario defeats San Diego	(2-0)
Series F:	Colorado defeats Henderson	(2-0)
Series G:	Bakersfield defeats Abbotsford	(2-0)

Division Semifinals

Series H:	Charlotte defeats Bridgeport	(3-1)
Series I:	Springfield defeats Wilkes-Barre/Scranton	(3-0)
Series J:	Rochester defeats Utica	(3-2)
Series K:	Laval defeats Syracuse	(3-2)
Series L:	Chicago defeats Rockford	(3-0)
Series M:	Milwaukee defeats Manitoba	(3-2)
Series N:	Stockton defeats Bakersfield	(3-0)
Series O:	Colorado defeats Ontario	(3-0)

Division Finals

Series P:	Springfield defeats Charlotte	(3-0)
Series Q:	Laval defeats Rochester	(3-0)
Series R:	Chicago defeats Milwaukee	(3-1)
Series S:	Stockton defeats Colorado	(3-1)

Conference Finals

Series T:	Springfield defeats Laval	(4-3)
Series U:	Chicago defeats Stockton	(4-2)

Calder Cup Finals

Series V:	Chicago defeats Springfield	(4-1)
-----------	-----------------------------	-------

2021-22 Attendance Report

TEAM	TOTAL	GAMES	AVERAGE
Hershey	301,528	38	7,935
Cleveland	272,840	38	7,180
Grand Rapids	267,095	38	7,029
San Diego	237,729	34	6,992
Providence	246,145	36	6,837
Charlotte	230,341	36	6,398
Chicago	233,781	38	6,152
Lehigh Valley	229,000	38	6,026
Ontario	204,315	34	6,009
Iowa	195,669	36	5,435
Springfield	204,254	38	5,375
Laval	183,369	36	5,094
Texas	182,954	36	5,082
Colorado	168,999	34	4,971
Milwaukee	181,867	38	4,786
Syracuse	164,670	38	4,333
Wilkes-Barre/Scranton	164,654	38	4,333
Abbotsford	145,926	34	4,292
Henderson	144,346	34	4,245
Rochester	154,862	38	4,075
Utica	141,048	36	3,918
Bakersfield	121,811	34	3,583
Tucson	121,174	34	3,564
Hartford	124,104	36	3,447
Rockford	106,634	36	2,962
Manitoba	100,602	36	2,795
Bridgeport	92,787	36	2,577
Toronto	74,384	36	2,066
San Jose	60,809	34	1,789
Stockton	58,249	34	1,713
Belleville	58,548	36	1,626



AMERKS ALL-TIME YEAR-BY-YEAR STATISTICS

Record Book

1956-57 REGULAR SEASON PLAYER STATS

PLAYER	GP	G	A	PTS	PIM
Bronco Horvath	56	37	44	81	39
Eddie Mazur	47	24	40	64	90
Paul Masnick	64	24	38	62	46
Gordie Hannigan	64	21	40	61	111
Ab McDonald	64	21	31	52	8
Earl Balfour	63	21	16	37	38
Al Langlois	47	5	24	29	64
Billy Harris	43	5	20	25	15
Joe Lund	45	9	15	24	31
Gary Aldcorn	42	13	10	23	28
Ron Hurst	26	7	16	23	58
Gary Collins	33	6	17	23	6
Mike Nykoluk	28	9	13	22	30
Benny Woit	47	4	12	16	54
Bob Baun	46	2	13	15	117
Brian Cullen	9	2	10	12	2
Barry Cullen	7	4	4	8	6
Hec Lalonde	13	5	2	7	17
Tommy Williams	62	0	6	6	18
Al MacNeil	13	0	4	4	35
Glen Cressman	13	2	1	3	4
Bob Duncan	10	1	2	3	16
Bud MacPherson	7	0	3	3	12
Noel Price	1	1	1	2	0
Bob Turner	8	0	2	2	4
Mickey Keating	7	1	0	1	4
John Annable	1	0	0	0	0
Gil Boisvert (G)	1	0	0	0	0
Billy Carter	1	0	0	0	0
Bob Nevin	1	0	0	0	0
Jacques Deslauriers	2	0	1	1	0
Lou Marcon	2	0	0	0	0
Bob Perreault (G)	24	0	0	0	0
Charlie Hodge (G)	41	0	0	0	0
TOTALS	64	224	385	609	853

GOALIE	GP	GA	SO	EN	AVE.	RECORD
Gil Boisvert	1	1	0	0	1.00	1-0-0
Bob Perreault	24	66	3	0	2.75	16-7-0
Charlie Hodge	41	132	2	0	3.22	17-18-5
TOTALS	64	199	5	0	3.11	34-25-5

	GP	W	L	T	PTS	GF	GA
Rochester	64	34	25	5	73	224	199
Opponents	64	25	34	5	55	199	224

1957-58 REGULAR SEASON PLAYER STATS

PLAYER	GP	G	A	PTS	PIM
Ab McDonald	70	30	33	63	18
Skippy Burchell	70	20	40	60	65
Earl Balfour	70	27	31	58	58
Mike Nykoluk	69	14	37	51	45
Eddie Mazur	59	22	25	47	67
Stan Smrke	63	20	19	39	32
Ron Hurst	59	12	22	34	120
Noel Price	69	4	20	24	153
Ken Girard	52	13	10	23	2
Al MacNeil	54	3	18	21	91
Ray Cyr	48	7	12	19	2
Gary Collins	27	7	7	14	4
Joe Lund	38	3	11	14	20
Claude Laforge	14	7	6	13	10
Rudy Migay	15	5	8	13	18
Tommy Williams	70	1	12	13	22
Gary Aldcorn	11	2	10	12	22
Al Langlois	68	0	11	11	88
Benny Woit	52	2	7	9	40
Gerry James	15	2	4	6	46
Pat Hannigan	8	0	4	4	4
Cecil Hoekstra	13	1	2	3	0
Del Topoll	6	1	1	2	2
Bob Nevin	1	0	2	2	2
Bill Carter	1	1	0	1	0
Ron Atwell	6	1	0	1	2
Hugh Bolton	5	0	1	1	2
Ralph Backstrom	2	0	0	0	0
Jerry Fleury (G)	2	0	0	0	0
Dick Van Impe	2	0	0	0	0
Gerry McNeil (G)	68	0	0	0	10
TOTALS	70	205	353	558	945

GOALIE	GP	GA	SO	EN	AVE.	RECORD
Gerry McNeil	68	229	5	3	3.37	29-33-6
Jerry Fleury	2	10	0	0	5.00	0-2-0
TOTALS	70	239	5	3	3.11	29-35-6

	GP	W	L	T	PTS	GF	GA
Rochester	70	29	35	6	64	205	242
Opponents	70	35	29	6	76	242	205



AMERKS ALL-TIME YEAR-BY-YEAR STATISTICS

Record Book

1958-59 REGULAR SEASON PLAYER STATS

PLAYER	GP	G	A	PTS	PIM
Billy Hicke	69	41	56	97	41
Rudy Migay	51	24	58	82	100
Gary Aldcorn	66	37	42	79	52
Cecil Hoekstra	70	26	24	50	4
Guy Rousseau	65	20	20	40	22
Steve Kraftcheck	60	2	37	39	42
Murray Balfour	67	14	23	37	181
Dave Creighton	33	14	17	31	46
Jimmy Moore	45	6	22	28	17
Billy Carter	69	7	19	26	10
Terry Gray	45	10	14	24	14
Willie Marshall	19	7	16	23	6
Reg Fleming	70	6	16	22	112
Claude Labrosse	70	7	12	19	63
Al MacNeil	69	4	13	17	119
Dick Bouchard	43	2	11	13	19
Marcel Bonin	7	3	5	8	4
Bo Elik	14	1	7	8	28
Norm Johnson	14	3	4	7	8
Gordie Redahl	15	4	2	6	2
Bob Nevin	21	3	3	6	6
Gilles Tremblay	3	1	1	2	2
Carl Brewer	1	0	1	1	2
Max Mekilok	2	0	1	1	0
Bill Sutherland	1	0	0	0	0
Floyd Curry	2	0	0	0	4
John Longarini	2	0	0	0	2
Ken Mosdell	2	0	0	0	0
Bob Rousseau	2	0	0	0	0
J.C. Tremblay	3	0	0	0	0
Charlie Hodge (G)	4	0	0	0	0
Tommy Williams	13	0	0	0	2
Gerry McNeil (G)	66	0	0	0	2
TOTALS	70	242	424	666	910

GOALIE	GP	GA	SO	EN	AVE.	RECORD
Gerry McNeil	66	190	2	6	2.88	32-29-5
Charlie Hodge	4	12	0	1	3.00	2-2-0
TOTALS	70	202	2	7	2.88	34-31-5

	GP	W	L	T	PTS	GF	GA
Rochester	70	34	31	5	73	242	209
Opponents	70	31	34	5	67	209	242

1959-60 REGULAR SEASON PLAYER STATS

PLAYER	GP	G	A	PTS	PIM
Stan Smrke	67	40	36	76	18
Bob Nevin	71	32	42	74	10
Hank Ciesla	64	27	44	71	31
Rudy Migay	50	16	48	64	50
Pat Hannigan	65	29	33	62	91
Dave Creighton	58	25	34	59	30
Bill Saunders	72	24	28	52	38
Dick Van Impe	59	25	24	49	51
Cecil Hoekstra	69	17	32	49	2
Steve Kraftcheck	68	1	41	42	47
Guy Rousseau	42	15	16	31	16
Claude Labrosse	71	3	28	31	48
Ted Hampson	29	6	18	24	9
Dick Mattiussi	72	2	20	22	76
Al MacNeil	49	4	16	20	44
Howie Young	68	7	7	14	170
Billy Hicke	14	8	5	13	22
Joe Crozier	25	1	11	12	12
Reg Fleming	9	1	5	6	4
Gary Collins	15	2	3	5	4
Ed Babiuk (G)	1	0	0	0	0
Bill White	1	0	0	0	0
Don Hall	2	0	0	0	0
Gerry McNamara (G)	2	0	0	0	2
Ivan Wamsley (G)	2	0	0	0	0
Roger Cote	5	0	0	0	12
Ed Chadwick (G)	67	0	0	0	2
TOTALS	72	285	491	776	785

GOALIE	GP	GA	SO	EN	AVE.	RECORD
Ed Babiuk	1	2	0	0	2.00	1-0-0
Ed Chadwick	67	184	4	5	2.75	39-24-4
Ivan Wamsley	2	7	0	0	3.50	0-1-0
Gerry McNamara	2	13	0	0	6.50	0-2-0
TOTALS	72	206	4	5	2.86	40-27-5

	GP	W	L	T	PTS	GF	GA
Rochester	72	40	27	5	85	285	211
Opponents	72	27	40	5	59	211	285



AMERKS ALL-TIME YEAR-BY-YEAR STATISTICS

Record Book

1960-61 REGULAR SEASON PLAYER STATS

PLAYER	GP	G	A	PTS	PIM
Hank Ciesla	70	30	44	74	23
Dave Creighton	71	30	42	72	31
Duke Edmondson	68	25	44	69	62
Guy Rousseau	71	26	41	67	30
Wally Boyer	70	24	33	57	31
Dick Van Impe	60	21	35	56	60
Gerry Ehman	53	32	23	55	14
Gene Ubriaco	50	16	24	40	15
Steve Kraftcheck	71	3	37	40	26
Dick Mattiussi	61	3	23	26	141
Stan Smrke	21	10	12	22	6
Alex Faulkner	41	5	13	18	6
John MacMillan	38	8	7	15	14
Roger Cote	71	5	9	14	224
Joe Crozier	35	1	13	14	14
Jim Pappin	22	7	4	11	4
Pat Hannigan	13	5	6	11	4
Bill White	47	1	9	10	37
Mike Donaldson	71	1	5	6	85
Ron Howell	22	4	1	5	2
John Wilson	2	2	2	4	0
Bill Saunders	10	2	2	4	0
Ken Girard	9	0	3	3	0
Gerry McNamara (G)	1	0	0	0	0
Darryl Sly	2	0	0	0	0
Gary Jarrett	6	0	0	0	2
Ed Chadwick (G)	71	0	0	0	0
TOTALS	72	261	432	693	821

GOALIE	GP	GA	SO	EN	AVE.	RECORD
Ed Chadwick	71	236	2	2	3.32	32-35-4
Gerry McNamara	1	5	0	1	5.00	0-1-0
TOTALS	72	241	2	3	3.34	32-36-4

	GP	W	L	T	PTS	GF	GA
Rochester	72	32	36	4	68	261	244
Opponents	72	36	32	4	76	244	261

1961-62 REGULAR SEASON PLAYER STATS

PLAYER	GP	G	A	PTS	PIM
Alex Faulkner	65	19	54	73	26
Dick Gamble	66	39	29	68	32
Gerry Ehman	66	29	37	66	26
Bruce Draper	70	25	40	65	31
Jim Pappin	69	28	21	49	105
Steve Kraftcheck	69	4	41	45	45
Wally Boyer	67	20	21	41	67
Bill Dineen	70	19	19	38	20
Larry Keenan	57	11	19	30	20
Stan Smrke	40	7	19	26	14
Bill White	67	5	21	26	58
Darryl Sly	70	8	16	24	50
Les Kozak	45	14	9	23	31
Roger Cote	51	0	16	16	113
Larry Hillman	26	1	14	15	16
Mike Donaldson	58	1	8	9	83
Gary Jarrett	5	3	1	4	6
Dunc MacDonald	4	1	3	4	0
Arnie Brown	3	0	3	3	2
Dave Dryden (G)	1	0	0	0	0
Bill Smith	1	0	0	0	0
Brian Conacher	3	0	0	0	2
Gerry Cheevers (G)	24	0	0	0	0
Don Simmons (G)	51	0	0	0	14
TOTALS	70	234	391	625	753

GOALIE	GP	GA	SO	EN	AVE.	RECORD
Dave Dryden	1	2	0	0	3.00	0-0-1
Don Simmons	51	166	0	3	3.30	24-22-4
Gerry McNamara	19	66	1	3	3.32	9-9-1
TOTALS	70	234	1	6	3.34	33-31-6

	GP	W	L	T	PTS	GF	GA
Rochester	70	33	31	6	72	234	240
Opponents	70	31	33	6	68	240	234



AMERKS ALL-TIME YEAR-BY-YEAR STATISTICS

Record Book

1962-63 REGULAR SEASON PLAYER STATS

PLAYER	GP	G	A	PTS	PIM
Gerry Ehman	72	30	40	70	32
Gene Ubriaco	72	22	48	70	21
Dick Gamble	70	35	22	57	16
Jim Pappin	72	34	23	57	100
Stan Smrke	71	22	25	47	16
John MacMillan	57	22	23	45	37
Larry Keenan	64	11	28	39	24
Lou Angotti	39	16	15	31	19
Bob Armstrong	70	1	28	29	89
Ed Lawson	43	9	19	28	19
Arnie Brown	71	4	24	28	143
Al Arbour	63	6	21	27	97
Bruce Draper	55	8	18	26	12
Bronco Horvath	18	7	15	22	6
Darryl Sly	70	4	14	18	52
Barry Trapp	69	1	9	10	49
Norm Armstrong	18	1	6	7	30
Rudy Migay	2	1	1	2	4
Rod Seiling	1	1	0	1	0
Gaston Brassard	1	0	0	0	0
Dunc MacDonald	2	0	0	0	0
Ed Babiuk	3	0	0	0	0
Don Simmons (G)	9	0	0	0	0
Bob Perreault (G)	10	0	0	0	2
Gerry Cheevers (G)	19	0	0	0	2
Gerry McNamara (G)	32	0	0	0	15
TOTALS	72	241	401	642	826

GOALIE	GP	GA	SO	EN	AVE.	RECORD
Bob Perreault	10	27	0	0	2.70	4-4-2
Don Simmons	9	27	1	2	3.00	4-5-0
Gerry McNamara	32	123	1	0	3.84	9-19-3
Gerry Cheevers	19	75	1	0	3.95	7-9-3
Ed Babiuk	3	12	0	0	4.00	0-2-0
TOTALS	70	234	3	2	3.34	33-31-6

	GP	W	L	T	PTS	GF	GA
Rochester	72	24	39	9	57	241	270
Opponents	72	39	24	9	87	270	241

1963-64 REGULAR SEASON PLAYER STATS

PLAYER	GP	G	A	PTS	PIM
Gerry Ehman	66	36	49	85	26
Bronco Horvath	70	25	59	84	28
Dick Gamble	72	34	34	68	4
Lou Angotti	60	15	30	45	28
Stan Smrke	59	23	19	42	26
Wally Boyer	52	20	19	39	35
Les Duff	60	11	23	34	64
Darryl Sly	72	16	16	32	41
Norm Armstrong	67	17	13	30	112
Ed Litzenberger	33	15	14	29	26
Arnie Brown	47	4	23	27	119
Ed Lawson	72	7	16	23	44
Al Arbour	60	3	19	22	62
Kent Douglas	27	6	13	19	38
Larry Hillman	32	1	18	19	48
Jim Pappin	16	10	6	16	16
Don Cherry	70	5	11	16	106
Mike Corbett	50	5	10	15	18
Duane Rupp	15	1	4	5	16
Peter Stenkowski	3	1	1	2	0
Gus Brassard	5	1	1	2	2
Gary Jarrett	5	0	1	1	0
Gerry Cheevers (G)	66	0	1	1	6
Dunc MacDonald	1	0	0	0	0
Bill Flett	1	0	0	0	0
Mike Walton	2	0	0	0	0
Rod Seiling	2	0	0	0	0
Terry Clancy	3	0	0	0	0
Andre Champagne	3	0	0	0	0
Jack Chipchase	4	0	0	0	2
Barry Trapp	8	0	0	0	6
Ed Babiuk (G)	8	0	0	0	0
TOTALS	72	256	400	656	873

GOALIE	GP	GA	SO	EN	AVE.	RECORD
Gerry Cheevers	66	187	3	1	2.84	37-25-2
Ed Babiuk	8	34	0	1	4.25	3-5-0
TOTALS	72	221	3	2	2.99	40-30-2

	GP	W	L	T	PTS	GF	GA
Rochester	72	40	30	2	82	256	223
Opponents	72	30	40	2	62	223	256



AMERKS ALL-TIME YEAR-BY-YEAR STATISTICS

Record Book

1964-65 REGULAR SEASON PLAYER STATS

PLAYER	GP	G	A	PTS	PIM
Bronco Horvath	72	38	68	106	24
Stan Smrke	71	33	59	92	28
Gerry Ehman	70	38	49	87	20
Ed Litzenberger	72	25	61	86	34
Dick Gamble	70	48	29	77	16
Wally Boyer	70	20	41	61	28
Larry Hillman	71	9	43	52	98
Norm Armstrong	70	32	14	46	123
Les Duff	71	11	30	41	128
Peter Stenkowski	35	17	22	39	52
Duane Rupp	71	4	30	34	50
Jim Pappin	22	14	11	25	36
Darryl Sly	72	3	18	21	56
Al Arbour	71	1	16	17	88
Don McKenney	18	7	9	16	4
Billy Harris	11	4	10	14	6
Don Cherry	62	4	8	12	56
Terry Clancy	30	1	5	6	6
Freeman Asmundson	19	1	1	2	4
Gerry Cheevers (G)	72	0	1	1	26
Gary Smith (G)	1	0	0	0	0
Ray Dupont	2	0	0	0	0
Nick Harbaruk	2	0	0	0	0
Claude Labrosse	2	0	0	0	0
TOTALS	72	310	525	835	883

GOALIE	GP	MIN	GA	SO	EN	AVE.	RECORD
Gerry Cheevers	72	4,359	195	5	3	2.68	48-21-3
Gary Smith	1	2	0	0	1	0.00	0-0-0
TOTALS	72	4,361	195	5	4	2.68	48-21-3

	GP	W	L	T	PTS	GF	GA
Rochester	72	48	21	3	99	310	199
Opponents	72	21	48	3	45	199	310

1965-66 REGULAR SEASON PLAYER STATS

PLAYER	GP	G	A	PTS	PIM
Dick Gamble	71	47	51	98	22
Gerry Ehman	70	39	49	88	28
Jim Pappin	63	36	51	87	116
Mike Walton	68	35	51	86	67
Bronco Horvath	70	27	48	75	34
Duane Rupp	70	7	34	41	86
Norm Armstrong	67	14	26	40	146
Stan Smrke	50	11	20	31	8
Brian Conacher	69	14	16	30	66
Larry Jeffrey	51	10	20	30	36
Ed Litzenberger	47	7	15	22	10
Larry Hillman	22	2	20	22	34
Darryl Sly	67	5	15	20	49
Don Cherry	56	5	11	16	61
Les Duff	53	5	10	15	50
Wally Boyer	19	3	10	13	13
Al Arbour	59	2	11	13	86
Ed Joyal	9	9	1	10	6
Pete Stenkowski	7	5	5	10	8
Ed Shack	8	3	4	7	12
Claude Labrosse	12	0	4	4	6
Darryl Edestrand	17	1	2	3	10
Marc Reaume	2	0	3	3	2
Mike Corrigan	3	1	0	1	4
Jim McKenny	1	0	1	1	0
Bob Perreault (G)	41	0	1	1	16
Gary Smith (G)	37	0	1	1	6
Neil Clark	4	0	0	0	0
Rollie Wilcox	2	0	0	0	2
Ted Baylis	1	0	0	0	2
Brent Imlach	1	0	0	0	2
Doug Dunville	1	0	0	0	0
Lowell MacDonald	1	0	0	0	0
Gerry Meehan	1	0	0	0	0
Andre Champagne	1	0	0	0	0
TOTALS	72	288	480	768	988

GOALIE	GP	GA	SO	EN	AVE.	RECORD
Gary Smith	37	2,038	97	2	2	2.86
Bob Perreault	41	2,361	121	3	1	3.07
TOTALS	72	4,399	218	5	3	2.97

	GP	W	L	T	PTS	GF	GA
Rochester	72	46	21	5	97	288	221
Opponents	72	21	46	5	47	221	288



AMERKS ALL-TIME YEAR-BY-YEAR STATISTICS

Record Book

1966-67 REGULAR SEASON PLAYER STATS

PLAYER	GP	G	A	PTS	PIM
Dick Gamble	72	46	37	83	22
Ed Joyal	70	32	51	83	10
Bronco Horvath	72	29	49	78	54
Gerry Ehman	68	33	36	69	27
Stan Smrke	71	31	30	61	24
Don Blackburn	70	20	37	57	24
Mike Walton	36	19	33	52	28
Norm Armstrong	57	15	32	47	77
Duane Rupp	59	7	35	42	84
Terry Clancy	72	14	24	38	51
Darryl Sly	72	8	25	33	56
Mike Corrigan	49	11	21	32	34
Don Cherry	72	6	24	30	61
Al Arbour	71	3	19	22	48
Kent Douglas	11	7	9	16	6
John Brenneman	13	3	10	13	4
Larry Hillman	12	1	12	13	16
Les Duff	67	3	9	12	32
Wayne Carleton	13	5	5	10	8
Jim McKenny	19	3	6	9	10
Jim Pappin	6	4	3	7	4
Gordie Redahl	6	0	3	3	0
Darryl Edestrand	7	0	1	1	4
Bob Perreault (G)	54	0	1	1	9
Gary Unger	1	0	0	0	0
Barry Watson	1	0	0	0	0
Bruce Gamble (G)	5	0	0	0	0
Gary Smith (G)	17	0	0	0	0
TOTALS	72	300	512	812	693

GOALIE	GP	MIN	GA	SO	EN	AVE.	RECORD
Gary Smith	17	871	38	1	0	2.61	7-4-4
Bob Perreault	54	3,149	158	4	2	3.01	28-19-5
Bruce Gamble	5	300	25	0	0	5.00	3-2-0
TOTALS	72	4,320	195	5	4	2.68	48-21-3

	GP	W	L	T	PTS	GF	GA
Rochester	72	38	25	9	85	300	223
Opponents	72	25	38	9	59	223	300

1967-68 REGULAR SEASON PLAYER STATS

PLAYER	GP	G	A	PTS	PIM
Bob Barlow	72	43	52	95	72
Bryan Hextall	72	24	47	71	134
Len Lunde	37	19	33	52	13
Bronco Horvath	44	15	29	44	10
Dick Gamble	67	20	22	42	18
Milan Marcetta	29	18	21	39	4
Bob Cook	61	22	16	38	95
Norm Armstrong	54	13	25	38	112
Duke Harris	38	10	27	37	12
Jim McKenny	46	10	22	32	33
Murray Hall	38	17	14	31	19
Ted Taylor	37	14	16	30	54
Marc Reaume	70	8	22	30	40
Jean Paul Parise	30	10	18	28	37
Darryl Sly	52	3	22	25	36
Don Cherry	68	6	15	21	74
Mike Byers	31	7	8	15	0
Don Johns	42	1	13	14	32
Les Duff	64	5	8	13	26
Andre Champagne	48	2	5	7	14
Jim Pappin	5	1	5	6	16
Brian Conacher	5	2	2	4	6
Gary Unger	5	1	3	4	6
Jim Dorey	20	0	3	3	16
Ken Block	24	1	1	2	0
Larry Hillman	6	0	1	1	0
Bob Perreault (G)	57	0	1	1	2
Gary Bauman (G)	3	0	0	0	0
Jack Chipchase	6	0	0	0	0
Carl Wetzel (G)	11	0	0	0	0
Lynn Zimmerman (G)	13	0	0	0	0
TOTALS	72	272	451	723	885

GOALIE	GP	MIN	GA	SO	EN	AVE.	RECORD
Bob Perreault	57	3,101	149	6	5	2.88	29-16-7
Carl Wetzel	10	495	28	1	0	3.39	4-6-0
Lynn Zimmerman	13	584	40	1	1	4.19	4-2-2
Garry Bauman	3	140	10	0	0	4.29	1-1-0
TOTALS	72	4,320	227	8	6	3.20	38-25-9

	GP	W	L	T	PTS	GF	GA
Rochester	72	38	25	9	85	273	233
Opponents	72	25	38	9	59	233	273



AMERKS ALL-TIME YEAR-BY-YEAR STATISTICS

Record Book

1968-69 REGULAR SEASON PLAYER STATS

PLAYER	GP	G	A	PTS	PIM
Ron Ward	73	35	43	78	18
Norm Armstrong	74	29	40	69	133
Dick Gamble	74	30	37	67	37
Tom McCarthy	68	31	31	62	34
Jim McKenny	47	19	31	50	22
Bronco Horvath	66	18	30	48	30
Barry Watson	66	13	11	24	36
Warren Godfrey	67	3	17	20	70
Les Duff	66	10	9	19	44
Andre Champagne	69	7	12	19	78
Ken Block	45	4	15	19	10
Don Cherry	43	7	11	18	20
Bill McNeil	19	3	15	18	11
Claude Labrosse	72	4	13	17	8
Gerry Sillers	52	5	11	16	27
Brian Kilrea	33	2	11	13	4
John Gofton	18	5	7	12	15
Bob Cook	59	4	6	10	24
Wayne Mosdell	61	0	10	10	69
Wayne Carleton	13	5	3	8	0
Jack Chipchase	41	1	7	9	61
Marc Reaume	11	0	6	6	2
Brian Glennie	15	1	1	2	16
Bob Perreault (G)	19	0	1	1	0
Hal Willis	3	0	0	0	6
Bob Shupe	5	0	0	0	4
Bill Sweeney	10	0	0	0	2
Lynn Zimmerman (G)	11	0	0	0	0
George Wood (G)	18	0	0	0	13
Al Smith (G)	34	0	0	0	5
TOTALS	74	236	378	614	799

GOALIE	GP	MIN	GA	SO	EN	AVE.	RECORD
Al Smith	34	1,979	114	2	2	3.45	14-14-5
George Wood	18	1,012	64	0	2	3.79	5-10-1
Bob Perreault	19	913	63	0	2	4.14	5-9-2
Lynn Zimmerman	11	533	48	0	0	5.40	1-5-3
TOTALS	74	4,437	289	2	6	3.95	25-38-11

	GP	W	L	T	PTS	GF	GA
Rochester	74	25	38	11	61	237	295
Opponents	74	38	25	11	87	295	237

1969-70 REGULAR SEASON PLAYER STATS

PLAYER	GP	G	A	PTS	PIM
Norm Armstrong	70	30	45	75	117
John Gofton	60	27	46	73	52
Rene Robert	49	23	40	63	57
Barry Watson	70	18	42	60	37
Bob Cook	71	26	18	44	78
Ken Block	69	9	35	44	51
Jack Stanfield	66	21	21	42	19
Kent Douglas	64	9	31	40	145
Howie Young	56	17	20	37	75
Gerry Sillers	65	17	17	34	47
Bill Orr	64	10	21	31	84
Wayne Clairmont	70	11	19	30	26
Tim Gould	66	5	9	14	22
Tom McCarthy	24	5	8	13	24
Claude Labrosse	48	1	10	11	6
Jack Chipchase	28	1	9	10	44
Craig Beveridge	60	3	6	9	8
Andre Champagne	24	3	5	8	25
Gerry Goyer	5	2	5	7	2
Jack Wells	4	5	1	6	0
Les Duff	18	3	2	5	8
Dick Gamble	7	1	4	5	6
Wayne Mosdell	41	1	4	5	46
Bronco Horvath	7	3	1	4	0
Ron Krulicki	6	1	2	3	0
Bob Whidden(G)	59	0	2	2	14
Wally Sprange	2	1	0	1	0
Doug Dunville	3	0	0	0	2
Bob Malcolm	3	0	0	0	2
Claude Hardy (G)	11	0	0	0	0
Al Millar (G)	11	0	0	0	0
TOTALS	72	253	423	676	997

GOALIE	GP	MIN	GA	SO	EN	AVE.	RECORD
Bob Whidden	59	3,248	221	0	5	4.08	17-28-11
Claude Hardy	11	494	35	0	2	4.25	1-4-2
Al Millar	11	577	52	0	0	5.41	0-6-3
TOTALS	72	4,319	308	0	7	4.28	18-38-16

	GP	W	L	T	PTS	GF	GA
Rochester	72	18	38	16	52	253	315
Opponents	72	38	18	16	92	315	253



AMERKS ALL-TIME YEAR-BY-YEAR STATISTICS

Record Book

1970-71 REGULAR SEASON PLAYER STATS

PLAYER	GP	G	A	PTS	PIM
Don Blackburn	62	25	44	69	22
Duke Harris	70	29	25	54	42
Ralph Stewart	66	27	16	43	14
Bob Cook	68	22	19	41	66
Ron Ward	69	23	16	39	33
Bob Walton	71	9	29	38	8
Ken Block	71	5	33	38	38
Norm Armstrong	44	11	19	30	111
Keke Mortson	44	6	21	27	84
Jack Stanfield	48	11	9	20	35
Garth Rizzuto	22	8	12	20	56
Doug Dunville	58	6	14	20	50
Brent Taylor	68	9	9	18	40
Jack Wells	66	6	11	17	70
John Schella	33	3	14	17	118
Dave Dunn	56	2	13	15	74
Don Westbrooke	19	4	10	14	8
Dave Gilmour	31	3	9	12	8
Jim Hargraves	42	1	10	11	109
Darryl Sly	37	3	4	7	28
Dan Seguin	14	3	3	6	4
Murray Anderson	52	0	5	5	48
Danny Johnson	7	2	2	4	4
Marc Reaume	6	0	3	3	6
Craig Beveridge	14	2	1	3	0
Lynn Zimmerman (G)	25	0	1	1	14
Serge Aubry (G)	51	0	1	1	12
Bob Dillabough	1	0	0	0	2
Bill Orr	1	0	0	0	2
Gerry Sillers	1	0	0	0	0
Milt Hohol	3	0	0	0	0
David Poile	3	0	0	0	2
Bob Malcolm	5	0	0	0	0
Tom Serviss	9	0	0	0	2
George Gardner (G)	4	0	0	0	0
TOTALS	72	220	353	573	1,110

GOALIE	GP	MIN	GA	SO	EN	AVE.	RECORD
Serge Aubry	51	2,787	149	2	1	3.20	18-22-7
George Gardner	4	240	13	0	0	3.25	0-1-3
Lynn Zimmerman	25	1,288	81	0	1	3.77	7-13-1
TOTALS	72	4,315	243	2	2	3.38	25-36-11

	GP	W	L	T	PTS	GF	GA
Rochester	72	25	36	11	61	222	248
Opponents	72	36	25	11	83	248	222

1971-72 REGULAR SEASON PLAYER STATS

PLAYER	GP	G	A	PTS	PIM
Duke Harris	74	27	34	61	24
Bob Walton	73	25	34	59	26
Doug Brindley	74	20	27	47	12
John Cunneff	66	16	29	45	57
Murray Hall	37	10	32	42	70
Dan Seguin	66	15	24	39	82
Ken Block	71	4	29	33	69
Ed Hatoum	67	9	23	32	29
Barry Wilcox	73	17	10	27	95
Jack Stanfield	62	11	16	27	74
Bob Lalonde	42	14	11	25	19
Doug Dunville	64	8	17	25	52
Richard Lemieux	34	12	12	24	30
Gary Bredin	64	9	9	18	28
Bob Blackburn	64	7	11	18	72
Bob Schmautz	7	7	8	15	8
Garth Rizzuto	36	6	8	14	11
Jim Hargraves	61	3	10	13	127
Jim Wiste	13	4	8	12	2
Poul Popiel	12	7	4	11	10
Mike McMahon	9	0	10	10	4
Don Westbrooke	20	3	6	9	6
Greg Boddy	28	2	6	8	77
Don Cherry	19	1	4	5	8
Willie Marshall	10	2	2	4	2
Kevin Morrison	29	2	0	2	49
Ed Dyck (G)	10	0	2	2	9
Dave Dunn	8	1	0	1	18
Lynn Zimmerman (G)	42	0	1	1	26
Dave Westner	2	0	0	0	0
Bob Murphy	3	0	0	0	2
Bob Malcolm	3	0	0	0	2
Tom Reilly	7	0	0	0	2
Serge Aubry (G)	37	0	0	0	8
TOTALS	76	242	387	629	1,110

GOALIE	GP	MIN	GA	SO	EN	AVE.	RECORD
Lynn Zimmerman	42	2,179	127	1	1	3.50	15-16-5
Serge Aubry	37	1,813	137	0	3	4.53	9-18-3
Ed Dyck	10	554	43	1	0	4.66	4-4-2
TOTALS	76	4,546	307	2	4	4.06	28-38-10

	GP	W	L	T	PTS	GF	GA
Rochester	76	28	38	10	66	242	311
Opponents	76	38	28	10	86	311	242



AMERKS ALL-TIME YEAR-BY-YEAR STATISTICS

Record Book

1972-73 REGULAR SEASON PLAYER STATS

PLAYER	GP	G	A	PTS	PIM
Barry Merrell	74	32	40	72	51
Bob Kelly	70	27	35	62	206
Rick Pagnutti	72	18	37	55	64
Larry McKillop	75	17	33	50	41
Herman Karp	55	14	27	41	26
Dave Hrechkosy	70	15	24	39	48
Gene Sobchuk	58	22	16	38	29
Rod Graham	70	16	22	38	83
John Bednarski	72	14	24	38	205
Bob Ellett	69	19	18	37	73
Guy Burrowes	70	8	21	29	31
Wayne Morusyk	68	2	21	23	39
Bob Malcolm	74	5	17	22	105
Jeff Hunt	34	8	10	18	16
Gerry Sillers	55	8	8	16	19
Lorne Rombough	26	6	10	16	17
Norm Armstrong	45	4	5	9	22
Bob Craig	25	2	2	4	17
Bob Thompson	44	1	3	4	10
Darryl Sly	1	1	2	3	0
Lynn Zimmerman (G)	58	0	3	3	50
Ron Fogal	66	0	2	2	121
Pat Flaherty (G)	2	0	0	0	0
Fraser Robertson	4	0	0	0	0
Gaye Cooley (G)	24	0	0	0	24
TOTALS	76	239	380	619	1,297

GOALIE	GP	MIN	GA	SO	EN	AVE.	RECORD
Lynn Zimmerman	58	3,264	192	2	1	3.54	24-23-9
Gaye Cooley	24	1,272	78	0	1	3.67	9-8-3
Pat Flaherty	2	20	4	0	0	9.00	0-0-0
TOTALS	76	4,556	274	2	2	3.71	33-31-12

	GP	W	L	T	PTS	GF	GA
Rochester	76	33	31	12	78	239	276
Opponents	76	31	33	12	74	276	239

1973-74 REGULAR SEASON PLAYER STATS

PLAYER	GP	G	A	PTS	PIM
Art Stratton	76	24	71	95	118
Barry Merrell	75	28	59	87	49
Murray Kuntz	72	51	31	82	31
Larry McKillop	70	21	38	59	50
Rick Pagnutti	69	11	43	54	57
Ron Dussiaume	74	23	30	53	77
Rod Graham	76	10	41	51	88
Gary Bredin	76	26	24	50	63
Bob Ellett	76	26	19	45	41
Dick Mattiussi	76	12	26	38	82
Billy Knibbs	38	9	25	34	6
Doug Ferguson	64	11	19	30	60
Ross Butler	45	21	9	30	18
Bob Malcolm	76	4	15	19	55
Francois Ouimet	40	4	11	15	56
Jean Gauthier	52	3	9	12	61
Jake Rathwell	27	5	5	10	24
John Wensink	45	6	2	8	145
Bob Sneddon (G)	31	0	4	4	2
Brian Bowles	16	1	2	3	4
Wayne Morusyk	15	0	1	1	13
Darryl Sly	1	0	0	0	2
Lynn Zimmerman (G)	46	0	0	0	31
TOTALS	76	296	484	780	1,133

GOALIE	GP	MIN	GA	SO	EN	AVE.	RECORD
Lynn Zimmerman	46	N/A	133	1	0	2.90	27-12-7
Bob Sneddon	31	N/A	114	1	1	3.78	15-9-6
TOTALS	76	N/A	247	2	1	3.25	42-21-13

	GP	W	L	T	PTS	GF	GA
Rochester	76	42	21	13	97	296	248
Opponents	76	21	42	13	55	248	296



AMERKS ALL-TIME YEAR-BY-YEAR STATISTICS

Record Book

1974-75 REGULAR SEASON PLAYER STATS

PLAYER	GP	G	A	PTS	PIM
Doug Gibson	75	44	72	116	31
Barry Merrell	74	44	41	85	32
Dave Hynes	59	42	35	77	33
Ron Garwasiuk	67	36	32	68	141
Gordie Clark	65	22	42	64	34
Larry McKillop	66	17	35	52	18
Rick Pagnutti	74	12	40	52	59
Al Simmons	68	7	36	43	60
Rod Graham	59	12	22	34	97
Dunc Rousseau	30	11	21	32	39
Craig Sarner	46	14	13	27	26
Billy Knibbs	43	8	17	25	14
Steve Stirling	69	14	11	25	16
Harry Shaw	74	1	23	24	148
Jake Rathwell	68	10	12	22	45
Steve Langdon	56	8	11	19	8
Ray Maluta	75	7	12	19	117
Peter Sturgeon	33	6	11	17	19
Mike Milbury	71	2	15	17	246
Dave Reece (G)	42	0	3	3	8
Bob Sneddon (G)	34	0	1	1	4
Bernie MacNeil	10	0	1	1	12
Bob Malcolm	5	0	0	0	0
Bill Best	2	0	0	0	2
Gary Jacquith	1	0	0	0	0
Ken Broderick (G)	3	0	0	0	0
TOTALS	76	317	506	823	1,209

GOALIE	GP	MIN	GA	SO	EN	AVE.	RECORD
Dave Reece	42	2,478	121	1	3	2.92	19-16-7
Bob Sneddon	34	1,924	101	0	3	3.14	22-7-2
Ken Broderick	3	180	15	0	0	5.00	1-2-0
TOTALS	76	4,582	237	1	6	3.09	42-25-9

	GP	W	L	T	PTS	GF	GA
Rochester	76	42	25	9	93	317	243
Opponents	76	25	42	9	59	243	317

1975-76 REGULAR SEASON PLAYER STATS

PLAYER	GP	G	A	PTS	PIM
Gordie Clark	72	30	49	79	7
Barry Merrell	70	28	41	69	20
Dave Hynes	63	37	30	67	20
Rene Drolet	74	23	40	63	42
Paul O'Neil	49	35	16	51	17
Ray Maluta	74	3	43	46	170
Ron Garwasiuk	58	19	25	44	88
Jim Jones	66	16	23	39	73
Barry Smith	50	14	22	36	14
Brian Murphy	62	14	22	36	37
Rick Adduono	67	11	23	34	24
Rick Pagnutti	63	4	29	33	46
Dunc Rousseau	66	13	18	31	96
Doug Gibson	17	11	20	31	11
Steve Langdon	62	18	11	29	11
Ron Snell	35	10	12	22	13
Mike Milbury	72	3	15	18	203
Doug Halward	54	6	11	17	51
Harry Shaw	48	3	7	10	71
Al Sims	21	4	5	9	12
Duane Rupp	4	1	6	7	2
Al Simmons	5	0	5	5	13
Les Auge	10	0	3	3	6
Ken Broderick (G)	42	0	3	3	0
Stan Jonathan	5	1	1	2	0
Mike Amodeo	10	0	2	2	4
Ross Brooks (G)	34	0	1	1	4
Jack Smith	3	0	1	1	7
Joe Zanussi	2	0	1	1	2
Reg Krezanski	1	0	0	0	2
Peter Sturgeon	1	0	0	0	0
Rich Hart	5	0	0	0	19
Tim Ripley	1	0	0	0	0
Steve Stirling	6	0	0	0	0
Rick Lemay(G)	1	0	0	0	0
TOTALS	76	304	485	789	1,085

GOALIE	GP	MIN	GA	SO	EN	SVS	SVS%	AVE.	RECORD
Rick Lemay	1	20:00	1	0	0	7	87.5	3.00	0-0-0
Ross Brooks	34	2055:48	103	2	2	849	89.2	3.01	20-12-2
Ken Broderick	42	2540:06	136	2	1	1,037	88.4	3.21	22-13-7
TOTALS	76	4615:54	240	4	3	1,893	88.7	3.12	42-25-9

	GP	W	L	T	PTS	GF	GA
Rochester	76	42	25	9	93	304	243
Opponents	76	25	42	9	59	243	304



AMERKS ALL-TIME YEAR-BY-YEAR STATISTICS

Record Book

1976-77 REGULAR SEASON PLAYER STATS

PLAYER	GP	G	A	PTS	PIM
Doug Gibson	78	41	56	97	11
Ron Garwasiuk	66	32	42	74	141
Rick Adduono	78	29	45	74	38
Gordie Clark	58	34	37	71	50
Rene Drolet	80	28	38	66	42
Jim Jones	75	24	34	58	64
Mike Byers	66	25	29	54	10
Al Sims	78	10	33	43	42
Earl Anderson	32	19	14	33	16
Doug Halward	54	4	28	32	28
Steve Langdon	43	16	15	31	4
Hank Nowak	35	12	17	29	26
Clayton Pachal	68	8	20	28	140
Rod Graham	69	5	22	27	77
John Wensink	49	11	15	26	145
Ray Maluta	51	2	24	26	138
Barry Smith	78	9	12	21	16
Darryl Edestrand	43	4	13	17	62
Harry Shaw	57	1	11	12	42
Duane Rupp	34	3	8	11	12
Joe Zanussi	18	1	9	10	20
Barry Merrell	27	2	6	8	6
Jim Pettie (G)	43	0	3	3	55
Mike Curran (G)	9	0	0	0	4
Rich Hart	3	0	0	0	50
Dave Reece (G)	32	0	0	0	6
Gary Jacquith	1	0	0	0	0
Stan Jonathan	3	0	0	0	7
Gary Carr (G)	1	0	0	0	0
TOTALS	80	320	531	851	1,252

GOALIE	GP	MIN	GA	SO	EN	SVS	SVS%	AVE.	RECORD
Gary Carr	1	60:00	3	0	0	32	91.4	3.00	1-0-0
Jim Pettie	43	2461:13	131	2	3	1,081	89.2	3.19	25-15-1
Dave Reece	32	1890:59	111	1	1	756	87.2	3.53	15-14-3
Mike Curran	9	390:21	23	1	1	183	88.8	3.54	1-4-1
TOTALS	80	4802:33	268	4	5	2,052	88.4	3.35	42-33-5

	GP	W	L	T	PTS	GF	GA
Rochester	80	42	33	5	89	320	273
Opponents	80	33	42	5	71	273	320

1977-78 REGULAR SEASON PLAYER STATS

PLAYER	GP	G	A	PTS	PIM
Rick Adduono	76	38	60	98	34
Gordie Clark	75	37	51	88	18
Ron Garwasiuk	78	29	51	80	174
Earl Anderson	72	26	40	66	22
Steve Langdon	72	30	27	57	0
Rene Drolet	70	24	27	51	20
Brad Anderson	81	18	27	45	36
Sean Shanahan	66	20	23	43	156
Ray Maluta	79	9	32	41	125
Darryl Edestrand	64	6	27	33	28
Barry Smith	81	16	16	32	22
Brian McGregor	70	20	10	30	27
Bill Bennett	67	11	19	30	107
Doug Halward	42	8	14	22	17
Clayton Pachal	61	10	10	20	105
Rod Graham	73	7	12	19	39
Al Sims	31	6	13	19	12
Daryl Drader	56	2	13	15	40
Mike Forbes	32	3	12	15	65
Bjorn Johanson	26	2	10	12	20
Peter McNamee	26	3	6	9	38
Mike Kaszycki	6	4	2	6	2
Bob Miller	3	1	3	4	7
Dwight Foster	3	0	3	3	2
Pat Price	5	2	1	3	9
Dave Parro (G)	46	0	2	2	0
Jim Pettie (G)	32	0	2	2	16
Joe Rando	3	0	1	1	13
Peter Sturgeon	12	0	1	1	21
Joe Fidler	2	0	0	0	0
Gary Carr (G)	5	0	0	0	0
TOTALS	81	332	515	847	1,175

GOALIE	GP	MIN	GA	SO	EN	SVS	SVS%	AVE.	RECORD
Jim Pettie	32	1898:30	107	2	1	853	88.9	3.38	16-12-4
Gary Carr	5	297:51	17	0	2	140	89.2	3.43	2-3-0
Dave Parro	46	2693:34	164	0	5	1,248	88.4	3.65	25-16-3
TOTALS	81	4889:15	288	2	8	2,241	88.6	3.53	43-31-7

	GP	W	L	T	PTS	GF	GA
Rochester	81	43	31	7	93	332	296
Opponents	81	31	43	7	69	296	332



AMERKS ALL-TIME YEAR-BY-YEAR STATISTICS

Record Book

1978-79 REGULAR SEASON PLAYER STATS

PLAYER	GP	G	A	PTS	PIM
Bill Bennett	72	33	38	71	69
Barry Smith	80	23	43	66	46
Ton Songin	59	21	38	59	92
Steve West	47	24	31	55	28
Brian McGregor	72	25	28	53	21
Graeme Nicolson	80	16	35	51	112
Steve Langdon	80	25	23	48	14
Gary Burns	79	16	30	46	99
Tom Cassidy	51	11	35	46	55
Daryl Drader	77	20	25	45	36
Greg Vaydik	80	16	25	41	10
Dwight Foster	22	11	18	29	8
Don Larway	37	13	11	24	55
Mike Forbes	75	4	20	24	97
Ray Maluta	35	4	14	18	58
Brad Knelson	48	4	10	14	72
Jeff Brubaker	57	4	10	14	253
Ron Garwasiuk	20	5	5	10	33
Mark Suzor	24	4	6	10	16
Keith Johnson	29	1	6	7	137
Al Secord	4	4	2	6	50
Stu Younger	24	2	3	5	15
Joe Rando	71	0	4	4	99
Doug Butler	7	1	2	3	0
Mike Walton	1	1	2	3	2
Mike Holmes	2	1	0	1	2
Al Sims	3	0	1	1	4
Alain Harvey	5	0	1	1	0
Dave Parro (G)	36	0	1	1	10
Gary Carr (G)	42	0	1	1	42
Dennis O'Brien	2	0	0	0	2
Kevin Coughlin	2	0	0	0	0
Paul Barrett	1	0	0	0	2
Rick Dorman	1	0	0	0	0
Rob Mierklans	3	0	0	0	2
Bob Blood	1	0	0	0	0
Ray Tremblay	1	0	0	0	0
Jim Pettie (G)	9	0	0	0	10
TOTALS	80	289	468	757	1,551

GOALIE	GP	MIN	GA	SO	EN	SVS	SVS%	AVE.	RECORD
Dave Parro	36	2048:39	130	2	5	1,047	89.0	3.81	12-15-6
Gary Carr	42	2347:26	172	1	2	1,053	86.0	4.40	14-20-5
Jim Pettie	9	452:25	39	0	2	207	84.1	5.17	0-7-1
TOTALS	80	4847:90	341	3	9	2,307	87.1	4.17	26-42-12

	GP	W	L	T	PTS	GF	GA
Rochester	80	26	42	12	64	289	349
Opponents	80	42	26	12	96	349	289

1979-80 REGULAR SEASON PLAYER STATS

PLAYER	GP	G	A	PTS	PIM
Chris Halyk	80	28	34	62	32
Paul Crowley	80	24	37	61	171
Geordie Robertson	55	26	26	52	66
Bob Mongrain	39	25	24	49	58
Joe Kowal	66	20	27	47	139
Bill Stewart	63	12	28	40	189
Jacques Richard	37	13	23	36	37
Wayne Ramsey	68	6	29	35	58
Ron Garwasiuk	51	9	23	32	78
Mike Boland	80	4	28	32	178
Richard Suwek	69	8	22	30	26
Andre Savard	25	11	17	28	4
Ron Schock	40	10	18	28	12
Dave Schultz	56	10	14	24	248
Normand Lefebvre	70	17	6	23	70
Daryl Drader	59	4	17	21	30
Mike Breen	63	3	10	13	247
John Gould	13	6	5	11	6
Jim Turkiewicz	53	3	8	11	32
Barry Smith	35	3	7	10	14
Eric Strobel	13	4	4	8	4
John Harrington	12	4	3	7	8
Morris Titanic	25	3	3	6	6
Mark Toffolo	54	2	4	6	282
Jim Walsh	33	2	4	6	64
Alex Tidey	9	2	3	5	6
Jean-Francois Sauve	3	1	1	2	0
Ed Walsh (G)	50	0	2	2	8
Randy Ireland (G)	29	0	2	2	38
Jim Bedard (G)	6	0	0	0	4
Mike Parker (G)	2	0	0	0	0
TOTALS	80	260	429	689	2,111

GOALIE	GP	MIN	GA	SO	EN	SVS	SVS%	AVE.	RECORD
Jim Bedard	6	340:17	20	0	2	136	87.2	3.53	2-4-0
Randy Ireland	29	1560:26	94	0	2	752	88.9	3.61	9-10-5
Ed Walsh	50	2891:40	196	0	3	1,243	86.4	4.07	17-27-5
Mike Parker	2	80	10	0	0	39	79.6	7.50	0-1-0
TOTALS	80	4872:23	320	0	7	2,170	87.1	3.96	28-42-10

	GP	W	L	T	PTS	GF	GA
Rochester	80	28	42	10	66	260	327
Opponents	80	42	28	10	94	327	260



AMERKS ALL-TIME YEAR-BY-YEAR STATISTICS

Record Book

1980-81 REGULAR SEASON PLAYER STATS

PLAYER	GP	G	A	PTS	PIM
Jean-Francois Sauve	56	29	54	83	21
Bob Hess	70	17	58	75	95
Ron Carter	38	31	19	50	8
Bob Mongrain	69	21	29	50	101
Peter Horachek	63	20	26	46	61
Paul Crowley	80	24	19	43	144
Alan Haworth	21	14	18	32	19
Jim Walsh	76	8	23	31	182
Jim Jones	73	13	15	28	83
Chris Halyk	45	11	15	26	24
Bernie Gallant	69	8	18	26	64
Bob McClanahan	18	9	13	22	10
Dave Fenyves	77	6	16	22	146
Mark Robinson	61	4	18	22	105
John Bednarski	76	3	18	21	156
Mark Wichrowski	55	9	11	20	272
Kevin Schamehorn	27	6	10	16	44
Gilles Hamel	14	8	7	15	7
John Paul Kelly	16	5	10	15	32
Bob Fitchner	34	5	10	15	60
Jim McRae	19	11	2	13	10
Richard Leduc	23	5	7	12	35
Gaston Therrien	18	2	10	12	6
Bill Army	19	4	7	11	21
Brad Kempthorne	15	1	8	9	6
Dave Hindmarch	18	6	2	8	6
Mike Breen	58	2	5	7	238
Bill Stewart	6	1	6	7	12
Alain Cote	23	1	6	7	14
Geordie Robertson	20	3	3	6	19
Ron Chipperfield	6	3	2	5	6
Doug Caines	7	3	0	3	2
Jacques Cloutier (G)	61	0	3	3	9
Kari Suoraniemi	4	1	1	2	2
Wally Weir	7	1	1	2	79
Scott McGeown	4	0	2	2	0
Randy Cunneynworth	1	0	1	1	2
Mike Boland	5	0	1	1	8
Richard Suwek	10	0	1	1	4
Jari Paavola (G)	25	0	1	1	4
Brent Gogol	17	0	0	0	78
Mark Toffolo	14	0	0	0	84
Ron Fischer	4	0	0	0	0
Daryl Drader	3	0	0	0	4
Val James	3	0	0	0	12
Cam MacGregor	3	0	0	0	0
Ron Hansis	2	0	0	0	2
Pierre Aubry	1	0	0	0	0
Jim Cowell	1	0	0	0	0
Richard David	1	0	0	0	0
TOTALS	80	295	476	771	2,297

GOALIE	GP	MIN	GA	SO	EN	AVG.	RECORD
Jacques Cloutier	61	3,478	210	1	4	3.62	27-27-6
Jari Paavola	25	1,360	98	0	4	4.32	3-15-2
TOTALS	80	4,838	308	1	8	3.82	30-42-8

	GP	W	L	T	PTS	GF	GA
Rochester	80	30	42	8	68	295	316
Opponents	80	42	30	8	92	316	295

1981-82 REGULAR SEASON PLAYER STATS

PLAYER	GP	G	A	PTS	PIM
Gilles Hamel	57	31	44	75	55
Bob Mongrain	56	37	37	74	45
Chris Halyk	80	36	38	74	50
Kai Suikkanen	71	34	33	67	32
Dave Gorman	77	26	41	67	131
Mal Davis	75	32	33	65	14
Dean Turner	75	8	46	54	155
Jim Weimer	74	19	26	45	57
Jim Walsh	70	7	33	40	174
Kari Suoraniemi	61	2	29	31	32
Geordie Robertson	46	14	15	29	45
Randy Cunneynworth	57	12	15	27	86
Ron Fischer	61	6	20	26	122
Peter Horachek	52	8	14	22	37
Steve Patrick	38	11	9	20	15
Bob Hess	22	6	13	19	10
Alan Haworth	14	5	12	17	10
Dave Fenyves	73	3	14	17	68
Don Keller	67	3	11	14	228
Jean-Francois Sauve	7	5	8	13	4
Ron Carter	12	6	4	10	0
Chuck Luksa	33	2	8	10	33
Val James	65	5	4	9	204
Chris Langevin	33	3	5	8	150
Clint Fehr	23	3	1	4	42
Mauri Eivola	10	1	2	3	4
Mark Wichrowski	31	0	3	3	129
Larry Floyd	1	0	2	2	0
Jacques Cloutier (G)	23	0	2	2	2
Tim Bernhardt (G)	29	0	2	2	0
Mark Robinson	7	0	1	1	6
Rick Knickle (G)	31	0	1	1	0
Venci Sebek	3	0	0	0	0
Heikki Leime	1	0	0	0	0
Ken Soble	1	0	0	0	15
Jari Paavola (G)	3	0	0	0	0
TOTALS	80	325	526	851	1,955

GOALIE	GP	MIN	GA	SO	EN	AVG.	RECORD
Jacques Cloutier	23	1,366	64	0	2	2.81	14-7-2
Tim Bernhardt	29	1,586	95	0	4	3.59	15-10-2
Rick Knickle	31	1,753	108	1	0	3.69	10-12-5
Jari Paavola	3	141	12	0	1	5.16	1-2-0
TOTALS	80	4,846	279	1	7	3.45	40-31-9

	GP	W	L	T	PTS	GF	GA
Rochester	80	40	31	9	89	325	286
Opponents	80	31	40	9	71	286	325



AMERKS ALL-TIME YEAR-BY-YEAR STATISTICS

Record Book

1982-83 REGULAR SEASON PLAYER STATS

PLAYER	GP	G	A	PTS	PIM
Geordie Robertson	72	46	73	119	83
Jean-Francois Sauve	73	30	69	99	10
Bob Mongrain	80	29	52	81	72
Kai Suikkanen	66	33	44	77	65
Mal Davis	57	43	32	75	15
Gary McAdam	73	40	29	69	58
Jim Wiemer	74	15	44	59	43
Daniel Naud	71	6	52	58	34
Randy Cunneynworth	78	23	33	56	111
Yvon Lambert	79	26	22	48	10
Chris Langevin	71	18	25	43	255
Jere Gillis	53	18	24	42	69
Kari Suoraniemi	72	9	28	37	64
Sean McKenna	26	16	10	26	14
Dirk Rueter	73	2	23	25	78
Ron Fischer	40	2	19	21	56
Dave Fenyses	51	2	19	21	45
Clint Fehr	36	11	8	19	12
Steve Dykstra	70	2	16	18	100
Louis Crawford	64	5	11	16	142
Don Keller	49	7	4	11	99
Val James	68	3	4	7	88
Mike Moller	10	1	6	7	2
Jeff Hamilton	13	2	4	6	0
Phil Myre (G)	43	0	2	2	14
Heikki Leime	6	0	1	1	2
Peter Horachek	1	0	0	0	0
Ben Pederson	1	0	0	0	0
Bernie Gallant	3	0	0	0	0
Rick Knickle (G)	4	0	0	0	0
Jacques Cloutier (G)	13	0	0	0	4
Paul Harrison (G)	29	0	0	0	14
TOTALS	80	389	654	1043	1559

GOALIE	GP	MIN	GA	SO	EN	AVG.	RECORD
Phil Myre	43	2,541	156	0	0	3.68	28-8-5
Jacques Cloutier	13	634	42	0	1	3.98	7-3-1
Paul Harrison	29	1,535	110	0	4	4.30	11-11-3
Rick Knickle	4	143	11	0	1	4.64	0-3-0
TOTALS	80	4,853	319	0	6	3.94	46-25-9

	GP	W	L	T	PTS	GF	GA
Rochester	80	46	25	9	101	389	325
Opponents	80	25	46	9	59	325	389

1983-84 REGULAR SEASON PLAYER STATS

PLAYER	GP	G	A	PTS	PIM
Mal Davis	71	55	48	103	53
Geordie Robertson	64	37	54	91	103
Claude Verret	65	39	51	90	4
Bob Mongrain	78	41	44	85	154
Yvon Lambert	79	27	43	70	14
Daniel Naud	79	15	44	59	29
Warren Harper	78	25	28	53	56
Ron Fischer	80	10	32	42	94
Mark Renaud	64	9	33	42	48
Randy Cunneynworth	54	18	17	35	85
Norm Lacombe	44	10	16	26	45
Chris Langevin	41	11	14	25	133
Steve Patrick	30	8	14	22	33
Steve Dykstra	64	3	19	22	141
Jim Aldred	64	10	9	19	57
Dave Fenyses	70	3	16	19	55
Kai Suikkanen	15	7	10	17	2
Dirk Rueter	76	0	16	16	95
Gates Orlando	11	8	7	15	2
Jim Wiemer	12	4	11	15	11
Lou Crawford	76	7	6	13	234
Tom St. James	31	6	7	13	8
Rich Goodfellow	20	2	6	8	25
Venci Sebek	41	2	5	7	27
Jeff Eatough	24	1	5	6	5
Rick Hampton	21	1	3	4	7
Jerry Korab	4	0	4	4	2
Bob Bodak	12	2	1	3	6
Val James	62	1	2	3	122
Jacques Cloutier (G)	51	0	2	2	10
Clint Fehr	10	1	0	1	0
Phil Myre (G)	33	0	1	1	4
Don Keller	3	0	0	0	0
Bob McNamara (G)	5	0	0	0	0
TOTALS	80	363	568	931	1,664

GOALIE	GP	MIN	GA	SO	EN	AVG.	RECORD
Phil Myre	33	1,801	104	3	2	3.46	19-9-1
Jacques Cloutier	51	2,842	172	1	7	3.63	26-22-1
Bob McNamara	5	171	15	0	0	5.26	1-1-0
TOTALS	80	4,814	291	4	9	3.63	46-32-2

	GP	W	L	T	PTS	GF	GA
Rochester	80	46	32	2	94	363	300
Opponents	80	32	46	2	66	300	363



AMERKS ALL-TIME YEAR-BY-YEAR STATISTICS

Record Book

1984-85 REGULAR SEASON PLAYER STATS

NO	NAME	GP	G	A	PTS	PIM	PPG	SHG	GWG	GFG
21	Claude Verret	76	40	53	93	12	12	0	3	5
7	Geordie Robertson	70	27	48	75	91	7	0	4	4
11	Randy Cunneynworth	72	30	38	68	148	6	0	4	3
32	Mike Moller	73	19	46	65	27	4	0	4	3
10	Warren Harper	78	29	34	63	43	4	2	2	5
25	Ted Nolan	65	28	34	62	152	5	1	3	5
14	Gates Orlando	49	26	30	56	62	3	3	2	4
18	Gary Burns	76	22	27	49	64	3	1	3	4
24	Timo Jutila	56	13	30	43	29	5	0	1	4
20	Mark Renaud	80	8	34	42	56	2	0	2	0
15	Chris Langevin	63	19	21	40	212	5	0	2	2
4	Steve Dykstra	51	9	23	32	113	4	0	0	4
26	Normand Lacombe	33	13	16	29	33	2	0	3	0
5	Heikki Leime	76	4	18	22	30	2	0	0	0
16	Jeff Hamilton	70	7	14	21	36	0	0	2	0
12	Lou Crawford	70	8	7	15	213	0	0	0	1
3	Jim Hofford	70	2	13	15	166	0	0	0	0
27	Brian McKinnon	62	6	8	14	16	0	1	1	0
2	Dirk Rueter	54	4	10	14	98	0	1	1	0
28	Chris Renaud	52	3	8	11	6	0	0	0	0
18	Jim Wiemer	13	1	9	10	24	0	1	0	0
29	Adam Creighton	6	5	3	8	2	1	0	0	1
17	Mal Davis	6	4	4	8	14	1	0	0	2
9	Real Cloutier	11	4	3	7	0	0	0	2	0
19	Val James	55	1	4	5	70	1	0	1	0
29	Jerry Korab	3	1	2	3	6	1	0	0	1
22	Dave Fenyves	9	0	3	3	8	0	0	0	0
23	Richard Hajdu	2	0	2	2	0	0	0	0	0
23	Rob Norman	17	0	1	1	2	0	0	0	0
34	Vince Tremblay (G)	33	0	1	1	6	-	-	-	-
4	John Van Boxmeer	2	0	0	0	2	0	0	0	0
29	Jim Aldred	2	0	0	0	0	0	0	0	0
8	Clint Fehr	2	0	0	0	0	0	0	0	0
1	Jacques Cloutier (G)	14	0	0	0	6	-	-	-	-
30	Tom Barrasso (G)	5	0	0	0	2	-	-	-	-
33	Bob McNamara (G)	12	0	0	0	0	-	-	-	-
31	Mike Craig (G)	29	0	0	0	6	-	-	-	-
	BENCH	80				26				
	TOTALS	80	333	544	877	1,781	68	10	40	48

NO	GOALTENDER	GP	MINS	GA	EN	SO	SVS	SVS%	AVG.	RECORD
30	Tom Barrasso	5	266:41	6	0	1	88	.936	1.34	3-1-1
1	Jacques Cloutier	14	803:31	36	0	0	363	.910	2.68	10-2-1
31	Mike Craig	29	1429:52	88	0	0	644	.880	3.69	11-7-3
34	Vince Tremblay	33	1816:05	115	1	0	755	.868	3.80	13-10-8
33	Bob McNamara	12	560:31	53	0	0	254	.827	5.87	3-7-0
	TOTALS	80	4816:40	298	1	1	2,104	.875	3.74	40-27-13

	GP	W	L	T	PTS	GF	GA
Rochester	80	40	27	13	93	333	301
Opponents	80	27	40	13	67	301	333



AMERKS ALL-TIME YEAR-BY-YEAR STATISTICS

Record Book

1985-86 REGULAR SEASON PLAYER STATS

NO	NAME	POS	GP	G	A	PTS	PIM	PPG	SHG	GWG	GFG
22	Paul Gardner	C	71	61	51	112	16	25	0	6	4
9	Jody Gage	RW	73	42	57	99	54	17	0	5	1
19	Doug Trapp	LW	75	21	42	63	86	6	0	3	2
21	Claude Verret	C	52	19	32	51	14	8	0	4	1
10	Warren Harper	RW	80	18	30	48	83	3	0	0	5
14	Jim Jackson	LW	65	16	32	48	10	1	0	3	2
29	Adam Creighton	C	32	17	21	38	27	6	0	2	4
23	Richard Hajdu	LW	54	10	27	37	95	0	0	2	3
17	Mal Davis	RW	38	21	15	36	23	4	0	4	2
20	Jayson Meyer	D	76	7	28	35	74	4	0	1	0
16	Jeff Hamilton	C	74	19	10	29	48	3	2	2	1
27	Joe Reekie	D	77	3	25	28	178	2	0	0	0
2	Richie Dunn	D	34	7	17	24	12	4	0	0	2
26	Norm Lacombe	RW	32	10	13	23	56	3	0	1	0
8	Don Lever	C	29	6	11	17	16	0	0	0	1
7	Taras Zytynsky	D	65	2	15	17	78	1	0	0	0
5	Heikki Leime	D	53	0	17	17	51	0	0	0	0
28	Mark Ferner	D	63	2	13	15	87	0	0	0	1
25	Mikael Andersson	C	20	10	4	14	6	2	1	0	1
8	Ross Yates	C	20	4	8	12	4	0	0	0	0
12	Brian McKinnon	C	51	4	6	10	14	0	0	0	1
32	Jay Fraser	LW	20	4	5	9	61	1	0	0	2
3	Jim Hofford	D	40	2	7	9	148	1	0	0	0
24	Tim Hoover	D	49	2	5	7	34	0	0	0	1
18	Pat Hughes	RW	10	3	3	6	7	0	0	0	2
25	Gates Orlando	C	3	4	0	4	10	1	0	0	2
15	Mike Anderson	LW	25	3	1	4	2	1	0	0	0
26	Jim Aldred	RW	10	1	3	4	4	0	0	0	0
35	Andy Ristau	RW	40	1	2	3	170	0	0	0	0
11	Michael Lay	LW	10	1	1	2	6	0	0	0	0
4	Tom Cronin	D	14	0	2	2	9	0	0	0	0
25	Ken Priestlay	C	4	0	2	2	0	0	0	0	0
30	Mike Craig	G	47	0	2	2	4	0	0	0	0
31	Daren Puppa	G	20	0	1	1	0	0	0	0	0
29	Kevin Beaton	D	6	0	1	1	0	0	0	0	0
4	Randy Irving	D	6	0	0	0	6	0	0	0	0
1	Jacques Cloutier	G	14	0	0	0	4	0	0	0	0
33	Bob McNamara	G	8	0	0	0	0	0	0	0	0
	BENCH		80				16				
	TOTALS		80	320	509	829	1,513	93	3	33	38

NO	GOALTENDER	GP	MINS	GA	EN	SO	SVS	SVS%	AVG.	RECORD
1	Jacques Cloutier	14	834:58	38	0	1	424	.918	2.73	10-2-2
30	Mike Craig	47	2572:48	183	4	0	1,385	.883	4.27	16-21-5
31	Daren Puppa	20	1091:48	79	1	0	540	.872	4.34	8-11-0
33	Bob McNamara	8	334:20	31	1	0	131	.809	5.56	0-5-0
	TOTALS	80	4833:54	331	6	1	2,480	.880	4.11	34-39-7



AMERKS ALL-TIME YEAR-BY-YEAR STATISTICS

Record Book

1986-87 REGULAR SEASON PLAYER STATS

NO	NAME	GP	G	A	PTS	PIM	PPG	SHG	GWG	GFG	UAG	SHT	+/-
9	Jody Gage	70	26	39	65	60	11	0	3	4	0	217	+4
17	Gates Orlando	44	22	42	64	42	5	1	4	3	2	118	+19
19	Doug Trapp	68	27	35	62	80	7	1	6	0	0	123	+10
14	Jim Jackson	71	19	38	57	48	5	1	2	3	1	212	+26
8	Don Lever	57	29	25	54	69	7	3	7	5	3	120	+10
15	Bob Logan	56	30	14	44	27	5	0	2	5	6	147	+9
10	Warren Harper	61	13	27	40	50	2	1	0	1	1	78	+10
11	Benoit Hogue	53	14	20	34	52	4	0	0	2	0	105	+4
2	Richie Dunn	64	6	26	32	47	2	0	1	2	0	157	+5
18	Ray Sheppard	55	18	13	31	11	3	0	3	2	2	110	-5
16	Paul Brydges	54	13	17	30	54	1	2	1	1	1	80	+9
7	Jack Brownschidle	74	8	22	30	13	2	1	1	0	1	123	+26
12	Mikael Andersson	42	6	20	26	14	0	0	0	2	0	41	+12
21	Claude Verret	36	13	12	25	2	10	0	2	1	0	90	-17
25	Jeff Parker	54	14	8	22	75	1	1	3	2	1	87	+3
23	Richard Hajdu	58	7	15	22	90	0	0	0	1	0	73	+6
22	Dave Fenyves	71	6	16	22	57	0	0	0	1	1	105	+35
4	Uwe Krupp	42	3	19	22	50	1	0	0	1	0	73	+16
32	Jay Fraser	36	8	12	20	149	1	1	1	2	0	34	+7
28	Mark Ferner	54	0	12	12	157	0	0	0	0	0	48	+14
20	Doug Smith	15	5	6	11	35	0	1	0	3	2	49	+8
26	Normand Lacombe	13	6	5	11	4	1	1	1	1	1	29	+1
33	Wayne VanDorp	47	7	3	10	192	0	0	1	1	0	36	+7
3	Jim Hofford	54	1	8	9	204	0	0	1	0	1	37	+11
24	Bob Halkidis	59	1	8	9	144	0	0	1	0	0	38	-4
20	Al Conroy	13	4	4	8	40	1	0	1	1	0	21	+6
5	Shawn Anderson	15	2	5	7	11	1	0	0	0	2	30	+6
27	Joe Reekie	22	0	6	6	52	0	0	0	0	0	28	+9
35	Andy Ristau	21	1	1	2	113	0	0	0	0	0	11	-1
5	Jason Meyer	3	0	2	2	12	0	0	0	0	0	5	+3
4	James Gasseau	7	0	2	2	6	0	0	0	0	0	9	-2
5	Jim Burton	10	0	2	2	4	0	0	0	0	0	16	-5
29	Marc Tournier	2	0	1	1	2	0	0	0	0	0	1	-2
31	Daren Puppa (G)	57	0	1	1	12	0	0	0	0	0	0	0
30	Mike Craig (G)	23	0	1	1	8	0	0	0	0	0	0	0
4	Steve Dykstra	18	0	0	0	77	0	0	0	0	0	20	-4
34	Darcy Wakaluk	11	0	1	1	12	0	0	0	0	0	0	0
	BENCH	80				32							
	TOTALS	80	309	488	797	2,095	70	14	41	44	25	2471	

NO	GOALTENDER	GP	MINS	GA	EN	SO	SVS	SVS%	AVG.	RECORD
31	Daren Puppa	57	3128:56	146	0	1	1,319	.900	2.80	33-14-6
34	Darcy Wakaluk	11	545:32	26	0	0	262	.910	2.86	2-2-3
30	Mike Craig	23	1191:20	82	2	0	524	.864	4.13	6-10-4
	TOTALS	80	4865:48	254	2	1	2,105	.892	3.13	41-26-13



AMERKS ALL-TIME YEAR-BY-YEAR STATISTICS

Record Book

1987-88 REGULAR SEASON PLAYER STATS

NO	NAME	GP	G	A	PTS	PIM	PPG	SHG	GWG	GFG	UAG	SHT	+/-
9	Jody Gage	76	60	44	104	46	21	1	9	7	1	283	+19
14	Jim Jackson	74	23	48	71	23	2	5	4	1	4	257	+12
22	Benoit Hogue	62	24	31	55	141	8	0	4	1	1	162	+8
26	Ken Priestlay	43	27	24	51	47	8	1	8	2	1	141	+8
2	Richie Dunn	68	12	35	47	52	3	0	1	1	2	185	+22
25	Jeff Parker	34	13	31	44	60	5	1	0	3	3	101	+16
15	Bob Logan	45	23	15	38	35	8	0	4	4	1	127	+10
8	Jeff Capello	69	15	23	38	53	4	0	1	4	1	117	+11
5	Don McSween	63	9	29	38	108	1	3	2	2	1	114	+23
12	Mikael Andersson	35	12	24	36	16	1	1	2	0	0	87	+4
7	Keith Gretzky	43	8	24	32	6	3	0	0	1	0	69	-5
16	Paul Brydges	69	15	16	31	86	0	2	0	4	5	90	+5
4	James Gasseau	75	9	21	30	109	4	0	1	1	0	130	+4
17	Kevin Kerr	72	18	11	29	352	6	0	4	1	0	76	+10
19	Mike Hartman	57	13	14	27	283	2	0	1	0	0	113	+7
11	Grant Martin	22	11	15	26	18	5	1	1	2	1	64	+7
28	Mark Ferner	69	1	25	26	165	0	0	0	0	0	94	+18
27	Shawn Anderson	22	5	16	21	19	2	1	1	0	1	51	+12
23	Richard Hajdu	37	7	11	18	24	2	0	0	4	0	41	+3
3	Jim Hofford	69	3	15	18	322	0	0	0	1	0	88	+15
18	Trent Kaese	37	6	11	17	32	1	0	1	0	1	65	+1
21	Gates Orlando	13	4	13	17	18	2	0	1	0	0	39	0
10	Scott Metcalfe	22	2	13	15	56	0	0	1	0	1	46	-5
	w/Nova Scotia	42	9	19	28	87	0	0	3	0	0	-	-
32	Jay Fraser	39	5	9	14	98	1	1	0	1	1	50	0
24	Bob Halkidis	15	2	5	7	50	0	0	0	1	0	30	+4
1	Darcy Wakaluk(G)	56	1	6	7	36	0	0	0	0	1	2	0
31	Daren Puppa(G)	26	0	2	2	8	0	0	0	0	0	0	0
35	Steve Dykstra	7	0	1	1	33	0	0	0	0	0	12	0
35	Brad Miller	3	0	0	0	4	0	0	0	0	0	4	+3
33	Pete Richards (G)	7	0	0	0	0	0	0	0	0	0	0	0
34	Cleon Daskalakis (G)	8	0	0	0	6	0	0	0	0	0	0	0
29	Dave Moylan	16	0	0	0	2	0	0	0	0	0	2	-4
	BENCH	80				24							
	TOTALS	80	328	532	860	2,332	89	17	41	40	26	2,640	

NO	GOALTENDER	GP	MINS	GA	EN	SO	SVS	SVS%	AVG.	RECORD
31	Daren Puppa	26	1,415	65	2	2	624	.906	2.76	14- 8-2
1	Darcy Wakaluk	55	2,763	159	5	0	1178	.881	3.45	27-15-3
34	Cleon Daskalakis	8	382	22	1	0	183	.893	3.46	4- 3-0
33	Pete Richards	7	270	18	0	0	106	.855	4.00	1- 1-2
	TOTALS	80	4,830	264	8	2	2,091	.888	3.28	46-27-7



AMERKS ALL-TIME YEAR-BY-YEAR STATISTICS

Record Book

1988-89 REGULAR SEASON PLAYER STATS

NO	NAME	GP	G	A	PTS	PIM	PPG	SHG	GWG	GFG	UAG	SHT	+/-
26	Ken Priestlay	64	56	37	93	60	17	4	8	7	1	277	+25
11	Mike Donnelly	53	32	37	69	53	10	0	4	4	1	200	+6
9	Jody Gage	65	31	38	69	50	6	3	6	4	3	242	+3
14	Jim Jackson	73	19	50	69	14	6	4	3	2	1	254	+5
10	Scott Metcalfe	60	20	31	51	241	8	0	1	4	1	164	+5
12	Mikael Andersson	56	18	33	51	12	2	1	2	1	1	144	+3
2	Richie Dunn	69	9	35	44	81	2	1	2	1	1	172	+6
17	Kevin Kerr	66	20	18	38	306	6	0	0	3	0	136	-4
20	Rob Ray	74	11	18	29	446*	0	0	0	4	0	72	+4
5	Don McSween	66	7	22	29	45	1	1	0	1	1	103	+8
22	Francois Guay	45	6	20	26	34	4	0	0	0	1	56	-6
19	Grant Tkachuk	64	12	13	25	26	1	1	3	0	2	99	-8
7	Geordie Robertson	32	11	12	23	12	3	0	5	2	1	64	-6
18	Trent Kaese	45	9	11	20	68	0	0	0	1	1	96	-10
27	Shawn Anderson	31	5	14	19	24	1	0	0	0	0	67	+12
23	Shawn Whitham	46	4	15	19	75	4	0	0	1	0	97	-21
28	Mark Ferner	55	0	18	18	97	0	0	0	0	0	82	-2
21	Keith Gretzky	23	3	13	16	0	0	0	0	0	1	33	-13
4	Steve Smith	48	2	12	14	79	0	2	0	0	0	85	+9
8	Jeff Capello	39	6	7	13	22	2	0	1	0	1	67	-9
21	Grant Martin	6	7	5	12	6	4	0	1	0	0	32	+3
16	Paul Brydges	51	8	3	11	36	0	2	2	1	1	79	-9
3	Jim Hofford	34	1	9	10	139	0	0	0	0	0	35	+1
35	Wayne VanDorp	28	3	6	9	202	3	0	0	0	0	24	-7
25	Jeff Parker	6	2	4	6	9	1	0	0	0	0	20	-6
15	Bob Halkidis	16	0	6	6	64	0	0	0	0	0	15	+6
15	Bob Logan	5	2	2	4	2	0	0	0	1	0	11	-4
29	Joe Reekie	21	1	2	3	56	0	0	0	0	0	26	-4
25	Dave Moylan	20	0	2	2	15	0	0	0	0	0	17	0
1	Darcy Wakaluk(G)	33	0	2	2	10	0	0	0	0	0	0	0
44	J. Cloutier (G)	11	0	1	1	2	0	0	0	0	0	0	0
44	Kenton Rein (G)	15	0	1	1	34	0	0	0	0	0	0	0
31	Brian Ford (G)	19	0	1	1	0	0	0	0	0	0	0	0
44	Darren Eliot(G)	23	0	1	1	4	0	0	0	0	0	0	0
32	Graeme Bonar	1	0	0	0	2	0	0	0	0	0	2	-3
34	Brad Miller	3	0	0	0	4	0	0	0	0	0	1	-2
23	Ed Hospodar	5	0	0	0	10	0	0	0	0	0	7	-5
	BENCH	80				16							
	TOTALS	80	305	499	804	2,356	81	19	38	37	18	2,779	

*Team Record

NO	GOALTENDER	GP	MINS	GA	EN	SO	SVS	SVS%	AVG.	RECORD
31	Brian Ford	19	1,075	60	1	2	451	.883	3.35	12-4-1
44	Kenton Rein	15	676	39	0	2	289	.881	3.46	5-6-2
44	Darren Eliot	23	969	59	0	0	397	.871	3.65	8-6-2
1	Darcy Wakaluk	33	1,566	97	5	1	645	.869	3.72	11-14-0
44	Jacques Cloutier	11	527	41	0	0	227	.847	4.67	2-7-0
	TOTALS	80	4,814	296	6	5	2,009	.872	3.69	38-37-5



AMERKS ALL-TIME YEAR-BY-YEAR STATISTICS

Record Book

1989-90 REGULAR SEASON PLAYER STATS

NO	NAME	POS	GP	G	A	PTS	PIM	PPG	SHG	GWG	GFG	UAG	SHT	+/-
19	Mike Donnelly	LW	68	43	55	98	71	16	2	8	4	1	267	+12
28	Donald Audette	C	70	42	46	88	78	15	0	5	5	0	249	+20
9	Jody Gage	RW	75	45	38	83	42	20	1	7	5	1	230	-5
16	Francois Guay	C	69	28	35	63	39	8	0	2	5	0	135	-3
5	Don McSween	D	70	16	43	59	43	2	5	3	1	2	146	+21
22	Ken Priestlay	C	40	19	39	58	46	7	2	1	7	1	139	+11
12	Scott McCrory	C	51	14	41	55	46	8	0	2	1	0	100	+2
7	Steve Ludzik	C	54	25	29	54	71	7	2	2	3	2	172	+12
14	Jim Jackson	RW	77	16	37	53	14	2	3	3	3	0	219	+8
27	Darrin Shannon	LW	50	20	23	43	25	3	1	0	2	0	101	+3
15	Dale DeGray	D	50	6	25	31	118	2	1	0	1	1	149	+12
	w/New Haven		17	2	10	12	38	0	0	0	0	0	—	—
	Total		67	8	35	43	156	2	1	0	1	1	—	—
10	Scott Metcalfe	LW	43	12	17	29	93	3	0	2	1	1	121	-7
29	Bob Corkum	RW	43	8	11	19	45	1	1	0	0	1	68	+2
24	Ken Sutton	D	57	5	14	19	83	1	0	1	0	0	81	+5
26	Darcy Loewen	LW	50	7	11	18	193	2	0	1	0	0	42	-3
21	Dave Baseggio	D	41	3	15	18	41	1	0	1	0	0	43	+2
4	Steve Smith	D	42	3	15	18	107	0	1	1	1	0	97	+9
23	Shawn Anderson	D	39	2	16	18	41	0	0	0	0	0	83	+10
20	Rob Ray	LW	43	2	13	15	335	0	0	1	0	0	56	-6
2	Richie Dunn	D	41	7	7	14	34	3	0	1	0	2	83	-10
15	Bob Halkidis	D	18	1	13	14	70	0	0	0	0	0	33	+5
25	Joel Savage	RW	43	6	7	13	39	0	0	1	0	1	37	-9
34	Brad Miller	D	60	2	10	12	273	0	0	0	1	0	49	+2
3	Jim Hofford	D	52	1	9	10	233	0	0	0	0	0	47	-2
22	Ray Sheppard	RW	5	3	5	8	2	1	0	1	0	1	16	+6
1	Darcy Wakaluk	G	56	0	7	7	38	0	0	0	0	0	0	0
32	Mitch Molloy	LW	15	1	1	2	43	0	0	0	0	0	9	-2
33	Dave Littman	G	14	0	2	2	0	0	0	0	0	0	0	0
17	Kevin Kerr	RW	8	0	1	1	22	0	0	0	0	0	7	-1
31	Brian Ford	G	19	0	1	1	0	0	0	0	0	0	0	0
	BENCH		80				28							
	TOTALS		80	337	586	923	2,313	102	19	43	40	14	2,779	

NO	GOALTENDER	GP	MINS	GA	EN	SO	SVS	SVS%	AVG.	RECORD
33	Dave Littman	14	680:48	37	1	0	270	.879	3.26	5-6-1
1	Darcy Wakaluk	56	3094:52	173	4	2	1,307	.883	3.35	31-16-4
31	Brian Ford	19	1076:00	69	2	0	441	.865	3.85	7-6-4
	TOTALS	80	4851:00	279	7	2	2,018	.876	3.54	43-28-9



AMERKS ALL-TIME YEAR-BY-YEAR STATISTICS

Record Book

1990-91 REGULAR SEASON PLAYER STATS

NO	NAME	POS	GP	G	A	PTS	PIM	PPG	SHG	GWG	GFG	UAG	SHT
22	Don Biggs	C	65	31	57	88	115	13	1	3	10	1	206
9	Jody Gage	RW	73	42	43	85	36	18	0	7	8	0	229
35	Bill Houlder	D	69	13	53	66	28	5	1	2	2	2	222
16	Francois Guay	C	61	24	39	63	38	8	0	2	5	2	157
8	Darrin Shannon	LW	49	26	34	60	56	8	2	3	2	1	91
12	Scott McCrory	C	57	27	25	52	39	10	0	3	2	3	123
7	Steve Ludzik	C	64	22	29	51	137	5	0	2	1	1	185
5	Don McSween	D	74	7	44	51	57	1	0	0	1	0	157
27	Dan Frawley	RW	74	15	31	46	152	2	0	2	2	1	161
11	Joel Savage	RW	61	25	19	44	45	2	0	5	5	2	134
10	Scott Metcalfe	LW	69	17	22	39	175	0	0	1	2	1	173
19	Bob Corkum	C	69	13	21	34	77	1	2	1	1	2	147
15	Dale DeGray	D	64	9	25	34	121	2	0	3	1	1	170
24	Ken Sutton	D	62	7	24	31	65	2	0	1	0	0	129
23	Jiri Sejba	LW	31	15	13	28	54	5	0	3	2	0	60
26	Darcy Loewen	LW	71	13	15	28	130	0	1	2	2	0	115
2	Greg Brown	D	31	6	17	23	16	6	0	3	2	0	63
17	Dave Baseggio	D	35	3	13	16	32	1	0	0	0	0	63
21	Kevin Haller	D	52	2	8	10	53	0	1	0	0	0	70
34	Brad Miller	D	49	0	9	9	248	0	0	0	0	0	41
33	Dave Littman	G	56	0	7	7	6	0	0	0	0	0	0
4	Steve Smith	D	37	2	4	6	74	0	0	0	0	1	53
28	Donald Audette	RW	5	4	0	4	2	3	0	1	1	0	18
18	Ian Boyce	LW	12	1	2	3	2	0	0	0	0	0	12
20	Rob Ray	LW	8	1	1	2	15	0	0	1	0	0	8
32	Mitch Molloy	LW	24	1	0	1	127	1	0	0	0	0	8
14	Torrie Robertson	LW	1	0	1	1	0	0	0	0	0	0	1
29	Brian Curran	D	10	0	0	0	36	0	0	0	0	0	11
1	Darcy Wakaluk	G	26	0	0	0	38	0	0	0	0	0	0
31	Scott Luce	G	3	0	0	0	0	0	0	0	0	0	0
31	Francois Gravel	G	3	0	0	0	2	0	0	0	0	0	0
	BENCH		80				28						
	TOTALS		80	326	556	882	2,004	93	8	45	49	18	2,807

NO	GOALTENDER	GP	MINS	GA	EN	SO	SVS	SVS%	AVG.	RECORD
31	Scott Luce*	3	183:42	6	0	1	91	.938	1.96	1-1-1
1	Darcy Wakaluk	26	1362:23	68	5	4	615	.900	2.99	10-10-3
33	Dave Littman*	56	3154:51	160	3	3	1,201	.882	3.04	33-13-5
31	Francois Gravel	3	159:28	10	1	0	88	.898	3.77	1-2-0
	TOTALS	80	4867:49	244	9	8	1,995	.887	3.12	45-26-9

* Shared Shutout on 3/31/91



AMERKS ALL-TIME YEAR-BY-YEAR STATISTICS

Record Book

1991-92 REGULAR SEASON PLAYER STATS

NO	NAME	POS	GP	G	A	PTS	PIM	PPG	SHG	GWG	GFG	UAG	SHT	+/-
12	Peter Ciavaglia	C	77	37	61	98	16	16	3	6	4	2	201	0
9	Jody Gage	RW	67	40	40	80	54	19	0	4	3	0	264	+6
23	Jiri Sejba	LW	59	27	31	58	36	12	0	5	6	1	131	+1
10	Jason Winch	LW	73	23	35	58	24	9	0	2	2	0	156	+8
25	Lou Franceschetti w/ New Haven	LW	49	15	25	40	64	2	1	4	1	1	71	+6
	Totals		74	21	32	53	123	2	2	4	2	2	-	-
27	Dan Frawley	RW	78	28	23	51	208	12	0	5	8	3	188	+4
2	Greg Brown	D	56	8	30	38	25	2	0	0	1	1	137	-4
5	Don McSween	D	75	6	32	38	60	2	1	0	2	0	146	+17
14	Brad Rubachuk	C	70	18	16	34	201	4	1	0	4	1	133	-12
22	Lindy Ruff	D	62	10	24	34	110	1	0	1	1	0	146	+5
35	Bill Houlder	D	42	8	26	34	16	5	0	2	0	1	143	-13
21	Chris Snell	D	65	5	27	32	66	2	0	1	0	0	150	+10
26	Darcy Loewen	LW	73	11	20	31	193	0	1	2	0	0	128	+3
19	Bob Corkum	C	52	16	12	28	47	5	2	1	4	2	162	-2
7	Steve Ludzik	C	45	6	22	28	88	4	0	0	1	0	113	+5
11	Joel Savage	RW	59	8	14	22	39	2	0	1	2	0	107	-1
17	Dave Baseggio	D	29	5	11	16	14	2	0	0	1	0	51	-6
18	Ian Boyce	LW	20	5	8	13	4	0	0	0	1	0	33	+14
15	Sean O'Donnell	D	73	4	9	13	193	0	0	1	1	0	76	+13
44	Rick Vaive	RW	12	4	9	13	4	1	0	1	2	0	45	0
20	Keith Carney	D	24	1	10	11	2	0	0	0	0	0	34	+3
16	Ed Zawatsky	C	14	4	6	10	2	1	0	1	0	0	21	+2
33	Dave Littman	G	60	0	5	5	8	0	0	0	0	0	0	0
34	Brad Miller	D	27	0	4	4	113	0	0	0	0	0	39	-7
3	David DiVita	D	25	1	2	3	59	0	0	0	0	0	11	-6
29	Brian Curran	D/LW	36	0	3	3	122	0	0	0	0	0	23	-4
16	Andy Pritchard	RW	2	1	0	1	0	0	0	0	0	0	4	-1
4	Steve Smith	D	3	1	0	1	0	1	0	0	0	0	14	-2
25	Peter Ambroziak	LW	2	0	1	1	0	0	0	0	0	0	3	-1
31	Tom Draper	G	9	0	1	1	0	0	0	0	0	0	0	0
32	Bob Fleming	RW	5	0	0	0	29	0	0	0	0	0	0	-1
8	Kevin Haller	D	4	0	0	0	18	0	0	0	0	0	7	+2
20	Tony Iob	LW	1	0	0	0	0	0	0	0	0	0	0	-1
30	John Bradley	G	6	0	0	0	2	0	0	0	0	0	0	0
31	Clint Malarchuk	G	2	0	0	0	2	0	0	0	0	0	0	0
31	Daren Puppa	G	2	0	0	0	2	0	0	0	0	0	0	0
1	Bill Pye	G	8	0	0	0	0	0	0	0	0	0	0	0
	BENCH		80				26							
	TOTALS		80	292	507	799	1,847	102	9	37	44	12	2,737	

NO	GOALTENDER	GP	MINS	GA	EN	SO	SVS	SVS%	AVG.	RECORD
31	Clint Malarchuk	2	120:00	3	0	1	54	.947	1.50	2-0-0
1	Bill Pye	8	331:21	15	2	0	125	.893	2.72	1-4-0
33	Dave Littman	60	3497:51	172	6	3	1,557	.901	2.95	28-20-9
30	John Bradley	6	248:14	13	0	1	85	.867	3.14	2-2-1
31	Tom Draper	9	531:26	28	0	0	214	.884	3.16	4-3-2
31	Daren Puppa	2	118:54	9	0	0	44	.830	4.54	0-2-0
	TOTALS	80	4870:59	240	8	5	2,079	.893	3.05	37-31-12



AMERKS ALL-TIME YEAR-BY-YEAR STATISTICS

Record Book

1992-93 REGULAR SEASON PLAYER STATS

NO	NAME	POS	GP	G	A	PTS	PIM	PPG	SHG	GWG	GFG	UAG	SHT	+/-
12	Peter Ciavaglia	C	64	35	67	102	32	12	1	4	2	2	154	+19
17	Todd Simon	C	67	27	66	93	54	10	0	3	4	0	205	-10
9	Jody Gage	RW	71	40	40	80	76	19	0	7	3	2	234	-13
21	Chris Snell	D	77	14	57	71	83	8	0	1	5	0	234	-6
19	Scott Thomas	RW	65	32	27	59	38	9	2	2	4	3	191	+10
24	Doug Macdonald	C	64	25	33	58	58	6	2	4	3	4	147	-2
32	Jozef Cierny	LW	54	27	27	54	36	16	1	4	2	3	154	+9
23	Mike McLaughlin	LW	71	19	35	54	27	7	2	5	1	1	137	+8
2	Greg Brown	D	61	11	38	49	46	2	2	0	2	0	163	+20
27	Dan Frawley	RW	75	17	27	44	216	2	0	1	4	0	141	+3
16	Jason Young	LW	59	20	20	40	60	0	0	0	1	1	133	-6
20	Keith Carney	D	41	5	21	26	32	0	1	1	0	0	79	+9
26	Viktor Gordiuk	LW	35	11	14	25	8	2	0	0	4	1	88	+6
14	Brad Rubachuk	C	60	10	15	25	218	1	2	0	1	1	99	-12
15	Sean O'Donnell	D	74	3	18	21	203	2	0	0	0	0	83	-2
22	Tony Iob	LW	20	12	8	20	70	7	0	0	3	0	45	0
25	Peter Ambroziak	LW	51	8	10	18	37	1	1	1	2	0	48	-4
7	Jeff Sirkka	D	59	6	11	17	132	1	0	2	1	0	60	+5
10	Jason Winch	LW	31	1	13	14	29	0	0	0	0	0	32	-6
28	Donald Audette	RW	6	8	4	12	10	3	0	2	0	0	28	+7
29	Bruce Shoebottom	D	64	7	5	12	253	0	0	1	3	1	64	-7
8	Philippe Boucher	D	5	4	3	7	8	1	0	0	0	1	24	-1
4	Andrei Iakovenko	D	16	2	2	4	20	0	0	1	0	0	21	+4
4	Todd Flichel	D	15	1	3	4	4	0	1	0	0	1	23	-1
31	Olaf Kolzig	G	48	0	3	3	6	0	0	0	0	0	0	0
3	David DiVita	D	16	1	1	2	18	0	0	0	0	0	9	-3
11	Joel Savage	RW	6	1	1	2	6	0	0	1	0	0	10	-2
1	Bill Pye	G	26	0	2	2	4	0	0	0	0	0	0	0
4	Grant Ledyard	D	5	0	2	2	8	0	0	0	0	0	10	+6
4	Randy Moller	D	3	1	0	1	10	0	0	0	1	0	2	-4
3	Dean Melanson	D	8	0	1	1	6	0	0	0	0	0	10	-1
8	Mike Smith	D	2	0	1	1	0	0	0	0	0	0	3	+2
5	Brad Pascall	D	18	0	1	1	38	0	0	0	0	0	9	-2
35	Dan Bylsma	RW	2	0	1	1	0	0	0	0	0	0	3	+1
35	Cam Brown	LW	4	0	0	0	26	0	0	0	0	0	2	0
4	Kord Cernich	D	4	0	0	0	2	0	0	0	0	0	6	-1
34	Bill Horn	G	6	0	0	0	0	0	0	0	0	0	0	0
30	Mark Bernard	G	1	0	0	0	0	0	0	0	0	0	0	0
33	Tom Draper	G	5	0	0	0	2	0	0	0	0	0	0	0
34	Greg Menges	G	2	0	0	0	0	0	0	0	0	0	0	0
BENCH			80				24							
TOTALS			80	348	577	925	1,900	109	15	40	46	21	2,651	

NO	GOALTENDER	GP	MINS	GA	EN	SO	SVS	SVS%	AVG.	RECORD
30	Mark Bernard	1	20:00	1	0	0	15	.938	3.00	0-0-0
31	Olaf Kolzig	48	2738:04	168	3	0	1,253	.882	3.68	25-16-4
34	Bill Horn	6	304:21	22	1	0	145	.868	4.34	3-1-1
1	Bill Pye	26	1426:23	107	2	0	686	.865	4.50	9-14-2
33	Tom Draper	5	272:50	22	1	0	140	.864	4.83	3-2-0
34	Greg Menges	2	39:53	5	0	0	14	.737	7.50	0-0-0
TOTALS		80	4833:05	325	7	0	2,253	.872	4.12	40-33-7



AMERKS ALL-TIME YEAR-BY-YEAR STATISTICS

Record Book

1993-94 REGULAR SEASON PLAYER STATS

NO	NAME	POS	GP	G	A	PTS	PIM	PPG	SHG	GWG	GFG	UAG	SHT	+/-
17	SIMON, Todd	C	55	33	52	85	79	7	0	6	5	3	177	0
26	GORDIOUK, Viktor	LW	74	28	39	67	26	6	4	6	9	4	226	14
28	BLACK, James	C	45	19	32	51	28	9	1	1	3	2	175	-18
24	MACDONALD, Doug	C	63	25	19	44	46	6	0	2	4	0	148	-17
16	YOUNG, Jason	LW	68	17	26	43	84	1	2	0	3	4	203	-18
36	BARNABY, Matthew	LW	42	10	32	42	153	6	0	0	0	0	72	-8
9	GAGE, Jody	RW	44	18	21	39	57	12	0	3	1	0	126	-20
18	VOLKOV, Mikhail	RW	62	12	26	38	28	3	1	1	1	1	85	1
10	DAWE, Jason	LW	48	22	14	36	44	7	0	2	1	1	105	-14
14	RUBACHUK, Brad	C	65	18	18	36	246	4	0	2	3	1	130	-4
23	COOPER, David	D	68	10	25	35	82	5	0	1	0	0	126	-22
4	BOUCHER, Philippe	D	31	10	22	32	51	6	0	1	1	0	157	1
20	PETRENKO, Sergei	LW	38	16	15	31	8	7	0	2	2	1	93	-14
7	MELANSON, Dean	D	80	1	21	22	138	0	0	0	0	0	94	0
27	MARIETTI, Brett	RW	38	6	14	20	63	1	1	1	2	1	50	4
21	KRYS, Mark	D	58	2	13	15	77	0	1	0	0	0	70	0
	Totals(w/ PROV)		81	3	15	18	109	0	1	0	0	0	96	-4
8	BAVIS, Mike	RW	65	3	11	14	89	0	0	0	1	0	62	-11
10	METCALFE, Scott	LW	16	5	7	12	16	1	0	1	1	1	36	-1
15	O'DONNELL, Sean	D	64	2	10	12	242	0	0	0	1	0	78	0
29	TSYGUROV, Denis	D	2	1	10	11	10	1	0	0	1	1	35	8
2	BOOTH, Derek	D	45	2	8	10	82	1	0	0	0	0	32	-8
28	GUIDOTTI, Vince	D	20	2	8	10	8	1	0	0	0	0	37	4
19	THOMAS, Scott	RW	11	4	5	9	0	2	0	0	1	0	25	-2
12	AMBROZIAK, Peter	LW	22	3	4	7	53	0	1	0	0	0	32	-1
27	LESSARD, Rick	D	8	1	2	3	2	0	0	0	0	0	6	3
5	PASCALL, Brad	D	35	2	0	2	33	0	1	2	0	0	16	-1
32	WALCOTT, Richie	RW	17	1	0	1	66	0	0	0	0	0	4	-5
11	BRIGHT, Chris	C	9	1	0	1	6	0	0	0	0	0	11	0
19	BANIKA, Cory	RW	7	1	0	1	12	0	0	0	0	0	4	2
	TOTAL (w/ HERS)		9	1	0	1	14	0	0	0	0	0	4	-2
22	MAHER, Jim	D	5	1	0	1	0	0	0	0	0	0	7	-2
11	SORENSEN, Kelly	RW	4	1	0	1	4	0	0	0	0	0	3	0
29	MELANSON, Rob	D	13	0	1	1	24	0	0	0	0	0	6	-3
30	KETTERER, Markus	G	32	0	1	1	2	0	0	0	0	0	0	0
32	CAPSON, Greg	D	10	0	0	0	29	0	0	0	0	0	0	-4
34	LALONDE, Christian	LW	5	0	0	0	6	0	0	0	0	0	1	-2
21	BLAD, Brian	D	3	0	0	0	0	0	0	0	0	0	2	-1
3	FLICHEL, Todd	D	2	0	0	0	0	0	0	0	0	0	1	-4
22	HICKS, Jamey	C	2	0	0	0	4	0	0	0	0	0	1	-1
29	YOUNG, John	C	2	0	0	0	0	0	0	0	0	0	1	0
32	PAYNE, Davis	LW	2	0	0	0	5	0	0	0	0	0	0	-1
11	KUZMINSKI, Alex	C	1	0	0	0	0	0	0	0	0	0	0	0
35	MALTAIS, Dominic	RW	1	0	0	0	0	0	0	0	0	0	0	-1
31	HORN, Bill	G	25	0	0	0	0	0	0	0	0	0	0	0
1	PYE, Bill	G	19	0	0	0	16	0	0	0	0	0	0	0
35	DERKSEN, Duane	G	6	0	0	0	0	0	0	0	0	0	0	0
30	FUHR, Grant	G	5	0	0	0	0	0	0	0	0	0	0	0
35	PARSON, Mike	G	3	0	0	0	0	0	0	0	0	0	0	0
	BENCH		80				62							
	TOTALS		80	277	456	733	1,981	86	12	31	40	20	2,437	

NO	GOALTENDER	GP	MINS	GA	EN	SO	SVS	SVS%	AVG.	RECORD
30	FUHR, Grant	5	310:00	10	0	0	145	0.935	1.94	3-0-2
31	HORN, Bill	25	1394:19	81	1	0	559	0.873	3.49	9-9-5
35	DERKSEN, Duane	6	235:07	14	0	0	115	0.891	3.57	2-1-1
30	KETTER, Markus	32	1774:30	110	2	1	773	0.875	3.72	9-15-5
35	PARSON, Mike	3	175:47	12	0	0	61	0.836	4.10	1-2-0
1	PYE, Bill	19	980:08	70	0	0	462	0.868	4.29	7-7-2
	TOTALS	80	4879:25	297	3	1	2,115	0.876	3.69	31-34-15



AMERKS ALL-TIME YEAR-BY-YEAR STATISTICS

Record Book

1994-95 REGULAR SEASON PLAYER STATS

NO	NAME	POS	GP	G	A	PTS	PIM	PPG	SHG	GWG	GFG	UAG	SHT	+/-
17	SIMON, Todd	C	69	25	65	90	78	16	0	2	6	3	215	-21
26	GORDIOUK, Viktor	LW	63	31	30	61	36	7	5	6	3	1	225	8
10	METCALFE, Scott	LW	63	19	36	55	216	2	0	1	3	1	150	8
36	BARNABY, Matthew	LW	56	21	29	50	274	6	0	1	4	3	116	7
25	DAWE, Jason	RW	44	27	19	46	24	10	0	2	5	1	117	-12
24	MACDONALD, Doug	C	58	21	25	46	73	7	1	0	2	1	138	6
19	THOMAS, Scott	RW	55	21	25	46	115	9	0	7	2	1	144	2
18	VOLKOV, Mikhail	RW	56	17	27	44	52	4	1	2	3	1	111	6
32	BOUCHER, Philippe	D	43	14	27	41	26	5	0	1	2	0	221	-1
38	WIEMER, Jim	D	45	9	29	38	74	3	0	2	2	0	149	-8
16	YOUNG, Jason	LW	51	18	17	35	80	3	2	3	2	3	109	-7
33	ASTLEY, Mark	D	46	5	24	29	49	2	0	2	0	1	104	-10
20	PETRENKO, Sergei	LW	43	12	16	28	16	1	0	0	2	0	61	4
28	NICHOL, Scott	C	71	11	16	27	136	1	4	1	2	2	114	-12
12	AMBROZIAK, Peter	LW	46	14	11	25	35	1	1	2	1	1	51	2
2	NEMETH, Tom	D	56	4	17	21	32	0	0	0	0	0	99	-3
21	KRYS, Mark	D	70	3	16	19	113	0	0	0	0	0	96	15
4	COPELAND, Todd	D	77	4	12	16	152	0	0	0	0	0	83	1
27	RUSHFORTH, Paul	C	25	8	6	14	10	0	0	2	0	0	55	2
7	MELANSON, Dean	D	43	4	7	11	84	0	0	0	0	2	62	2
9	GAGE, Jody	RW	23	4	5	9	20	1	0	0	1	0	43	-10
5	GERMAIN, Eric	D	18	1	7	8	13	0	0	1	0	0	15	1
8	BAVIS, Mike	RW	27	3	4	7	100	0	0	0	0	0	32	-9
23	COOPER, Dave	D	21	2	4	6	48	0	0	0	1	0	30	-6
22	BARRIE, Mike	C	16	1	3	4	40	0	0	0	0	0	20	0
37	BOSTON, Scott	D	16	1	1	2	6	0	0	0	0	0	32	-5
32	KNAUFT, Lorne	D	5	0	2	2	8	0	0	0	0	0	8	4
29	McCLELLAND, Kevin	RW	22	0	2	2	93	0	0	0	0	0	7	-4
34	SHIELDS, Steve	G	13	0	2	2	0	0	0	0	0	0	0	0
44	MAILHOT, Jacques	LW	15	0	1	1	52	0	0	0	0	0	1	-4
3	FOY, Chris	D	5	0	1	1	2	0	0	0	0	0	0	0
3	MARTIN, Don	D	1	0	1	1	2	0	0	0	0	0	1	2
30	KETTERER, Markus	G	47	0	1	1	0	0	0	0	0	0	0	0
3	KLIMENTIEV, Sergei	D	7	0	0	0	8	0	0	0	0	0	9	0
32	BENAZIC, Cal	D	2	0	0	0	0	0	0	0	0	0	2	-4
37	WRIGHT, Shayne	D	2	0	0	0	0	0	0	0	0	0	2	0
15	McCARTHY, Brian	C	4	0	0	0	5	0	0	0	0	0	3	-2
39	SHOEBOTTOM, Bruce	D	1	0	0	0	0	0	0	0	0	0	0	-1
32	EVANS, Doug	D	2	0	0	0	0	0	0	0	0	0	0	-1
3	CAMPBELL, Scott	D	4	0	0	0	15	0	0	0	0	0	3	-2
39	RAYMOND, Eric	G	29	0	0	0	6	0	0	0	0	0	0	0
BENCH			80				28							
TOTALS			80	300	488	788	2,121	78	14	35	41	21	2628	

NO	GOALTENDER	GP	STARTS	MINS	GA	EN	SO	SVS	SVS%	AVG.	RECORD
39	RAYMOND, Eric	29	25	1592:59	92	2	0	751	0.891	3.47	13-10-4
30	KETTERER, Markus	47	45	2563:55	154	3	1	1,193	0.886	3.60	19-20-3
34	SHIELDS, Steve	13	10	673:37	53	0	0	258	0.83	4.72	3-8-0
TOTALS		80	80	4847:35	299	5	1	2,202	0.879	3.76	35-38-7



AMERKS ALL-TIME YEAR-BY-YEAR STATISTICS

Record Book

1995-96 REGULAR SEASON PLAYER STATS

NO	NAME	POS	GP	G	A	PTS	PIM	PPG	SHG	GWG	GFG	UAG	SHT	+/-
5	CHARRON, Craig	C	72	43	52	95	79	8	3	9	5	6	204	26
19	WARD, Dixon	LW	71	38	56	94	74	19	0	4	5	3	223	7
37	MOORE, Barrie	LW	66	26	29	55	40	9	2	4	2	2	19	19
4	HOLLINGER, Terry	D	62	5	50	55	71	2	1	0	1	0	121	8
36	JACKSON, Dane	RW	50	27	19	46	132	14	0	2	4	0	100	18
10	METCALFE, Scott	C	71	21	24	45	228	4	2	4	1	2	158	13
20	CONN, Rob	RW	36	22	15	37	40	4	1	2	5	1	106	15
3	KLIMENTIEV, Sergei	D	70	7	29	36	74	3	0	2	0	0	139	18
21	NICHOL, Scott	C	63	14	17	31	170	1	0	0	2	1	107	-11
27	FRAWLEY, Dan	RW	77	12	16	28	194	0	0	3	1	1	117	4
23	COOPER, Dave	D	67	9	18	27	79	4	0	2	2	0	147	-2
17	LEACH, Jamie	RW	47	12	14	26	40	2	0	0	2	0	124	-3
11	HOLZINGER, Brian	C	17	10	11	21	14	0	0	2	2	1	45	9
33	PEARSON, Scott	LW	26	8	8	16	113	1	0	2	0	0	80	-12
7	MELANSON, Dean	D	70	3	13	16	204	0	1	1	0	0	94	4
9	GAGE, Jody	RW	16	3	12	15	20	1	0	0	0	0	27	2
40	NDUR, Rumun	D	73	2	12	14	306	0	1	0	0	0	39	8
43	DAWE, Jason	LW	7	5	4	9	2	2	1	0	0	2	29	-1
34	CIRONE, Jason	C	24	4	5	9	34	0	0	0	0	0	42	2
25	KARABIN, Ladislav	C	21	3	5	8	18	2	0	0	1	1	25	-9
22	WESTERBY, Bob	LW	40	2	6	8	155	0	0	0	0	0	47	1
15	WRIGHT, Shayne	D	48	0	8	8	99	0	0	0	0	0	46	-5
18	JUNKER, Steve	LW	29	5	2	7	31	2	0	0	0	0	47	0
33	MAZUR, Jay	C	16	5	2	7	16	3	0	0	0	0	32	-8
33	HOUDA, Doug	D	21	1	6	7	41	0	0	0	0	0	24	7
24	PRIMEAU, Wayne	C	8	2	3	5	8	0	0	0	0	0	19	-4
2	WILSON, Mike	D	15	0	5	5	38	0	0	0	0	0	25	-6
29	BOH, Aaron	D	12	0	4	4	10	0	0	0	0	0	21	-4
31	SHIELDS, Steve	G	43	0	4	4	39	0	0	0	0	0	1	0
12	VARADA, Vaclav	RW	5	3	0	3	4	0	0	0	0	0	13	-2
18	VOLKOV, Mikhail	RW	11	1	2	3	10	0	0	0	0	0	13	-4
35	STAUBER, Robb	G	16	1	2	3	6	0	0	0	0	1	1	0
2	HUMENIUK, Scott	D	12	0	2	2	19	0	0	0	0	0	13	-4
29	FEASBY, Scott	D	12	0	2	2	6	0	0	0	0	0	8	8
2	McKEE, Jay	D	4	0	1	1	15	0	0	0	0	0	3	-2
24	ROBERGE, Serge	RW	32	0	1	1	42	0	0	0	0	0	4	-3
35	BLUE, John	G	14	0	1	1	4	0	0	0	0	0	1	0
11	JENNINGS, Grant	D	9	0	1	1	28	0	0	0	0	0	14	4
30	PARENT, Rich	G	2	0	0	0	0	0	0	0	0	0	0	0
39	TANNER, John	G	10	0	0	0	17	0	0	0	0	0	0	0
35	TREFILOV, Andrei	G	5	0	0	0	0	0	0	0	0	0	0	0
BENCH			80				56							
TOTALS			80	294	461	755	2,576	81	12	37	33	21	2,451	

NO	GOALTENDER	GP	STARTS	MINS	GA	EN	SO	SVS	SVS%	AVG.	RECORD
35	TREFILOV, Andrei	5	5	299:09	13	1	0	125	0.906	2.61	4-1-0
35	STAUBER, Robb	16	14	832:59	49	1	0	421	0.896	3.53	6-7-1
31	SHIELDS, Steve	43	39	2356:27	140	4	1	1,148	0.891	3.57	20-17-2
35	BLUE, John	14	11	671:59	41	1	0	295	0.878	3.66	4-6-1
39	TANNER, John	10	10	579:15	38	3	0	253	0.869	3.94	3-6-1
30	PARENT, Rich	2	1	89:32	6	0	0	42	0.875	4.02	0-1-0
TEAM TOTALS		80	80	4848:07	287	10	1	2,284	0.885	3.68	37-38-5



AMERKS ALL-TIME YEAR-BY-YEAR STATISTICS

Record Book

1996-97 REGULAR SEASON PLAYER STATS

NO	NAME	POS	GP	G	A	PTS	PIM	PPG	SHG	GWG	GFG	UAG	SHT	+/-
25	YAKE, Terry	C	78	34	67	101	77	9	0	5	7	2	254	16
10	METCALFE, Scott	LW	80	32	38	70	205	6	3	0	4	5	200	10
5	CHARRON, Craig	C	72	24	41	65	42	9	1	3	4	1	209	-5
12	HOLLINGER, Terry	D	73	12	51	63	54	3	2	2	3	2	178	21
36	JACKSON, Dane	RW	78	24	34	58	111	13	0	2	3	0	175	4
23	VARADA, Vaclav	LW	53	23	25	48	81	3	1	3	4	1	180	8
37	BROWN, Curtis	LW	51	22	21	43	30	7	0	3	5	1	137	17
21	NICHOL, Scott	C	68	22	21	43	133	1	4	6	3	0	165	9
3	KLIMENTIEV, Sergei	D	77	14	28	42	114	4	2	2	1	2	213	7
15	WRIGHT, Shayne	D	80	7	30	37	124	4	0	1	0	1	110	20
11	RONAN, Ed	RW	47	13	21	34	62	6	1	2	3	1	126	9
27	FRAWLEY, Dan	RW	77	11	22	33	115	3	0	0	2	0	107	-1
18	MOORE, Barrie	LW	32	14	15	29	14	2	1	3	1	2	110	4
7	MILLAR, Craig	D	64	7	18	25	65	3	0	2	1	0	105	7
40	NDUR, Rumun	D	68	5	11	16	282	0	0	0	0	1	54	-5
44	WALTERS, Greg	LW	55	5	10	15	247	1	0	0	0	0	75	-3
24	PRIMEAU, Wayne	C	24	9	5	14	27	1	0	1	0	0	51	-3
22	HUDDY, Charlie	D	63	6	8	14	36	0	2	2	0	1	92	11
16	MOSER, Jay	RW	22	4	9	13	4	0	0	1	0	0	38	7
38	JOUBERT, Jacques	C	20	5	3	8	10	2	0	1	0	0	29	-9
2	McKEE, Jay	D	7	2	5	7	4	1	0	0	0	0	19	0
55	LAVIGNE, Eric	D	46	1	6	7	89	0	0	0	0	0	34	-1
20	DANIELS, Kimbi	C	6	1	3	4	2	1	0	1	0	0	9	-1
18	DUTIAUME, Mark	LW	6	1	1	2	0	1	0	0	0	0	2	-4
14	LILLEY, John	RW	1	0	2	2	15	0	0	0	0	0	2	1
33	RUSHFORTH, Paul	C	7	0	2	2	4	0	0	0	0	0	7	-1
19	SEITZ, Dave	C	13	0	2	2	4	0	0	0	0	0	10	-2
34	MEZIN, Andrei	G	7	0	1	1	0	0	0	0	0	0	0	0
7	FEASBY, Scott	D	1	0	0	0	2	0	0	0	0	0	0	-2
17	TARDIF, Marc	RW	1	0	0	0	0	0	0	0	0	0	0	0
69	SODERSTROM, Tommy	G	2	0	0	0	0	0	0	0	0	0	0	0
35	PERNO, Len	G	2	0	0	0	0	0	0	0	0	0	0	0
38	WALKER, Steve	LW	3	0	0	0	17	0	0	0	0	0	6	2
33	STEWART, Michael	D	4	0	0	0	0	0	0	0	0	0	3	-1
35	KUNTAR, Les	G	21	0	0	0	10	0	0	0	0	0	0	0
31	SHIELDS, Steve	G	23	0	0	0	10	0	0	0	0	0	2	0
30	DESCHENES, Frederic	G	38	0	0	0	0	0	0	0	0	0	0	0
BENCH			80				16							
TOTALS			80	298	500	798	2,006	80	17	40	41	20	2,702	

NO	GOALTENDER	GP	STARTS	MINS	GA	EN	SO	SVS	SVS%	AVG.	RECORD
35	PERNO, Len	2	0	37:31	1	0	0	7	0.875	1.60	0-0-0
31	SHIELDS, Steve	23	23	1331:09	60	3	1	634	0.914	2.70	14-6-2
30	DESCHENES, Frederic	38	32	1898:01	90	3	2	863	0.906	2.85	15-13-3
35	KUNTAR, Les	21	17	1052:10	60	0	0	475	0.888	3.42	6-8(1)-3
69	SODERSTROM, Tommy	2	2	120:00	8	0	0	49	0.86	4.00	2-0-0
34	MEZIN, Andrei	7	6	385:52	31	1	0	166	0.843	4.82	3-3-1
TOTALS		80	80	4849:13	250	7	3	2,194	0.895	3.18	40-30(1)-9



AMERKS ALL-TIME YEAR-BY-YEAR STATISTICS

Record Book

1997-98 REGULAR SEASON PLAYER STATS

NO	NAME	POS	GP	G	A	PTS	PIM	PPG	SHG	GWG	GFG	UAG	SHT	+/-
5	CHARRON, Craig	C	75	25	53	78	51	8	4	2	3	2	226	11
14	VARADA, Vaclav	LW	45	30	26	56	74	14	2	2	8	4	160	20
10	METCALFE, Scott	LW	75	9	24	33	192	1	0	2	1	0	86	-2
27	FRAWLEY, Dan	RW	75	12	20	32	175	2	0	1	5	2	113	0
25	MENARD, Martin	C	47	18	13	31	30	1	1	2	3	4	107	-4
25	KING, Steven	RW	28	15	15	30	28	8	0	2	4	0	105	2
24	HOLLAND, Jason	D	9	0	4	4	10	0	0	0	0	0	29	5
	TOTALS		59	10	20	30	39	5	0	3	0	0	173	-7
2	HURLBUT, Mike	D	45	10	20	30	48	3	0	0	3	0	145	-2
19	DAVIDSON, Matt	RW	71	15	12	27	12	6	0	3	1	0	103	-18
22	TARDIF, Patrice	C	41	13	13	26	68	2	1	1	0	1	76	8
3	KLIMENTIEV, Sergei	D	57	4	22	26	94	2	0	0	1	0	126	-20
11	HAMEL, Denis	LW	73	10	15	25	98	4	1	2	2	0	123	-1
36	JACKSON, Dane	RW	28	10	13	23	44	4	1	1	3	1	55	1
17	RASMUSSEN, Erik	C	53	9	14	23	83	5	0	1	2	0	120	-11
21	NICHOL, Scott	C	35	13	7	20	113	0	1	3	3	1	84	-10
15	WRIGHT, Shayne	D	70	2	18	20	122	1	0	0	0	0	110	-5
7	MELANSON, Dean	D	73	7	9	16	228	0	0	3	2	3	116	1
16	MURRAY, Tim	D	26	3	13	16	18	1	0	0	0	0	44	6
18	CASSELMAN, Mike	LW	25	8	7	15	14	2	0	0	1	0	57	-2
40	NDUR, Rumun	D	50	1	12	13	207	0	1	0	0	0	27	8
4	GRAND-PIERRE, J.L.	D	75	4	6	10	211	1	0	0	1	0	82	-8
33	WOOD, Derek	C	31	3	7	10	75	0	0	1	0	0	60	1
16	HARDER, Mike	C	8	4	2	6	0	1	0	1	0	2	23	0
	TOTALS		11	6	2	8	2	1	0	2	0	2	29	3
8	McKEE, Jay	D	13	1	7	8	11	0	0	0	0	0	36	6
44	WALTERS, Greg	LW	33	4	3	7	81	0	0	0	0	0	29	-5
28	VANDERMEER, Peter	LW	30	4	2	6	140	0	0	2	1	1	31	1
29	RUCHTY, Matt	LW	6	2	3	5	23	0	0	0	0	0	14	-3
32	NEMETH, Tom	D	11	0	3	3	6	0	0	0	0	0	14	2
20	BEDNAR, Jared	D	19	0	2	2	49	0	0	0	0	0	18	5
12	SEITZ, Dave	C	4	1	0	1	0	0	0	1	0	1	4	2
18	DUTIAUME, Mark	LW	11	1	0	1	4	0	0	0	0	0	4	1
12	BURRIDGE, Randy	LW	6	0	1	1	19	0	0	0	0	1	20	0
1	BIRON, Martin	G	41	0	1	1	10	0	0	0	0	0	0	2
55	LAVIGNE, Eric	D	25	0	1	1	118	0	0	0	0	0	15	0
29	RODINE, Dmitri	D	1	0	1	1	0	0	0	0	0	0	2	-1
8	BIENVENUE, Daniel	LW	10	0	0	0	17	0	0	0	0	0	4	1
24	ZANUTTO, Mike	C	9	0	0	0	0	0	0	0	0	0	12	-5
26	WETHERILL, Darren	D	8	0	0	0	10	0	0	0	0	0	8	-1
28	REMACKEL, Chad	LW	4	0	0	0	0	0	0	0	0	0	0	-1
26	CANTU, Kris	LW	4	0	0	0	0	0	0	0	0	0	5	-1
32	KRALL, Justin	D	1	0	0	0	0	0	0	0	0	0	1	2
29	KENNY, Shane	D	1	0	0	0	0	0	0	0	0	0	1	-1
35	BALES, Mike	G	39	0	0	0	6	0	0	0	0	0	0	1
31	HILLEBRANDT, Jon	G	3	0	0	0	0	0	0	0	0	0	0	0
31	TRETILOV, Andrei	G	3	0	0	0	0	0	0	0	0	0	0	0
31	SHIELDS, Steve	G	1	0	0	0	0	0	0	0	0	0	0	0
31	FITZSIMMONS, Jason	G	1	0	0	0	0	0	0	0	0	0	0	0
	BENCH		80				22							
	TOTALS		80	238	369	607	2,522	67	12	30	44	22	2,396	

NO	GOALTENDER	GP	STARTS	MINS	GA	EN	SO	SVS	SVS%	AVG.	RECORD
31	FITZSIMMONS, Jason	1	0	6:24	0	0	0	4	1.000%	0	0-0-0
31	TRETILOV, Andrei	3	3	135:35	6	0	0	73	.913%	2.59	1-0-1
1	BIRON, Martin	41	35	2307:23	113	2	5	1,107	.907%	2.94	14-18-6
31	HILLEBRANDT, Jon	3	2	101:47	5	0	0	39	.886%	2.94	2-0-0
31	SHIELDS, Steve	1	1	59:08	3	1	0	23	.885%	3.05	0-1-0
35	BALES, Mike	39	39	2229:31	127	3	0	1,060	.893%	3.42	13-19-5
	TOTALS	80	80	4861:24	287	6	5	2,306	.899%	3.21	30-38-12



AMERKS ALL-TIME YEAR-BY-YEAR STATISTICS

Record Book

1998-99 REGULAR SEASON PLAYER STATS

NO	NAME	POS	GP	G	A	PTS	PIM	PPG	SHG	GWG	GFG	UAG	SHT	+/-
39	PITTIS, Domenic	C	76	38	66	104	110	12	1	9	5	3	190	24
17	FISHER, Craig	C	70	29	52	81	28	19	0	6	4	1	169	15
16	HARDER, Mike	C	79	31	48	79	39	11	1	4	9	3	169	26
12	SYLVESTER, Dean	RW	76	35	30	65	46	13	0	10	4	1	214	22
2	HURLBUT, Mike	D	72	15	39	54	46	9	1	3	3	1	226	19
19	DAVIDSON, Matt	RW	80	26	15	41	42	1	2	6	5	1	131	27
7	MELANSON, Dean	D	79	7	27	34	192	2	0	0	2	3	171	30
11	HAMEL, Denis	LW	74	16	17	33	121	2	1	2	2	2	138	21
21	NICHOL, Scott	C	53	13	20	33	120	1	0	4	1	3	86	19
14	VAN OENE, Darren	LW	73	11	20	31	143	0	0	0	2	0	105	13
29	HOLLAND, Jason	D	74	4	25	29	36	3	0	0	1	1	107	30
22	SARICH, Cory	D	77	3	26	29	82	3	0	0	0	0	147	30
33	WALBY, Steffon	RW	48	15	13	28	52	7	0	2	3	0	89	-2
15	CUNNEYWORTH, Randy	LW	52	10	18	28	55	1	2	2	4	0	86	19
27	RASMUSSEN, Erik	C	37	12	14	26	47	4	0	1	3	0	92	12
26	BOIKOV, Alexandre	D	13	0	1	1	15	0	0	0	0	0	11	1
	TOTALS		68	5	14	19	131	0	0	0	1	0	99	22
32	WALTERS, Greg	LW	56	6	8	14	200	2	0	0	2	0	37	16
41	METHOT, Francois	C	58	5	8	13	8	2	0	2	0	0	45	4
3	TEZIKOV, Alexei	D	31	3	7	10	41	3	0	0	0	0	32	15
4	GRAND-PIERRE, J.L.	D	56	5	4	9	90	1	0	1	0	2	53	10
5	KENNY, Shane	D	23	2	1	3	25	0	0	0	1	0	18	2
23	MANSOFF, Jason	D	26	0	3	3	14	0	0	0	0	0	18	6
43	BIRON, Martin	G	52	0	3	3	22	0	0	0	0	0	0	0
28	DUPUIS, Marc	D	11	0	2	2	2	0	0	0	0	0	8	4
18	VANDERMEER, Peter	LW	2	1	0	1	16	0	0	0	0	0	1	1
10	KALININ, Dmitri	D	3	0	1	1	14	0	0	0	0	0	4	2
44	NORDSTROM, Carlin	RW	11	0	0	0	29	0	0	0	0	0	1	0
33	WOOD, Derek	C	3	0	0	0	0	0	0	0	0	0	5	0
36	DUTIAUME, Mark	LW	3	0	0	0	0	0	0	0	0	0	1	0
23	HYNNES, Chris	D	1	0	0	0	0	0	0	0	0	0	0	0
25	DRAPER, Tom	G	26	0	0	0	0	0	0	0	0	0	0	0
30	ROLOSON, Dwayne	G	2	0	0	0	0	0	0	0	0	0	0	0
	BENCH		80				26							
	TOTALS		80	287	468	755	1,663	96	8	52	51	21	2342	

NO	GOALTENDER	GP	STARTS	MINS	GA	EN	SO	SVS	SVS%	AVG.	RECORD
43	BIRON, Martin	52	52	3129:42	108	1	6	1,424	.930%	2.07	36-13-3
30	ROLOSON, Dwayne	2	2	120:00	4	0	0	47	.922%	2	2-0-0
25	DRAPER, Tom	26	26	1567:52	60	3	0	728	.924%	2.3	14-9-3
	TOTALS	80	80	4833:58	172	4	6	2,199	.926%	2.19	52-22-6



AMERKS ALL-TIME YEAR-BY-YEAR STATISTICS

Record Book

1999-00 REGULAR SEASON PLAYER STATS

NO	NAME	POS	GP	G	A	PTS	PIM	PPG	SHG	GWG	GFG	UAG	SHT	+/-
39	PITTIS, Domenic	C	53	17	48	65	85	10	0	4	3	0	159	9
11	HAMEL, Denis	LW	76	34	24	58	122	9	2	6	2	4	222	8
27	CIPOLLA, Jason	C	73	23	34	57	77	6	2	3	4	0	175	-5
12	TAYLOR, Chris	C	49	21	28	49	21	13	1	3	6	2	133	11
16	ADDUONO, Jeremy	C	51	23	22	45	20	9	0	8	3	0	99	18
2	HURLBUT, Mike	D	74	10	29	39	83	8	0	1	3	0	213	6
14	VanOENE, Darren	LW	80	20	18	38	153	4	0	3	1	0	120	18
40	METHOT, Francois	C	80	14	18	32	20	3	0	5	3	1	125	-13
19	DAVIDSON, Matt	RW	80	12	20	32	30	1	2	3	1	2	148	4
44	CAMPBELL, Brian	D	67	2	24	26	22	1	0	0	1	0	13	-4
15	CUNNEYWORTH, Randy	LW	52	8	16	24	81	1	1	2	1	3	91	0
33	HOUDA, Doug	D	79	7	17	24	175	1	1	0	0	0	111	14
17	FISHER, Craig	C	17	15	8	23	8	7	0	0	5	2	58	6
10	KALININ, Dmitri	D	75	2	19	21	52	0	0	1	0	0	106	15
21	NICHOL, Scott	C	37	7	11	18	141	0	0	0	1	0	63	2
23	AFINOGENOV, Maxim	RW	15	6	12	18	8	0	0	2	2	1	60	5
29	HOLLAND, Jason	D	54	3	15	18	24	0	0	2	1	0	86	11
24	DUMONT, J.P.	RW	13	7	10	17	18	3	0	1	1	1	66	5
36	JACKSON, Dane	RW	21	6	9	15	8	3	0	0	2	0	37	0
34	GRAND-PIERRE, Jean-Luc	D	62	5	8	13	124	0	0	1	2	2	84	5
20	MURPHY, Joe	RW	32	0	6	6	8	0	0	0	0	0	28	0
22	SARICH, Cory	D	15	0	6	6	44	0	0	0	0	0	24	7
26	BOULTON, Eric	LW	76	2	2	4	276	0	0	0	0	0	45	-3
35	NORONEN, Mika	G	54	0	3	3	4	0	0	0	0	0	0	0
3	TRAYNOR, Paul	D	41	0	2	2	34	0	0	0	0	0	26	-10
7	MOUGENEL, Ryan	C	20	1	0	1	2	0	0	0	0	0	14	-1
25	PALMER, Chris	C	3	1	0	1	4	1	0	0	0	0	4	0
25	ALDOUS, Chris	D	4	1	0	1	0	0	0	1	0	0	4	1
28	DUPUIS, Marc	D	5	0	1	1	12	0	0	0	0	0	3	2
31	DAUBENSPECK, Kirk	G	21	0	1	1	2	0	0	0	0	0	0	0
28	PERRAULT, Kelly	D	5	0	0	0	2	0	0	0	0	0	3	2
5	RICCI, Scott	D	4	0	0	0	0	0	0	0	0	0	1	-2
28	BUCKLEY, Tom	C	3	0	0	0	0	0	0	0	0	0	0	0
5	NICHOLISHEN, Mike	D	3	0	0	0	4	0	0	0	0	0	0	0
18	GRENVILLE, Chris	RW	3	0	0	0	2	0	0	0	0	0	0	0
41	THOMAS, Kahlil	C	2	0	0	0	0	0	0	0	0	0	4	-1
32	PAYETTE, Andre	LW	2	0	0	0	0	0	0	0	0	0	0	-1
25	CALDER, Adam	C	2	0	0	0	2	0	0	0	0	0	0	0
24	KIRTON, Scott	RW	2	0	0	0	0	0	0	0	0	0	0	0
28	WHITECOTTON, Dustin	C	1	0	0	0	0	0	0	0	0	0	0	0
20	DUTIAUME, Mark	LW	1	0	0	0	0	0	0	0	0	0	0	0
18	DEL MONTE, Dion	C	1	0	0	0	0	0	0	0	0	0	1	0
32	LUCIUK, Andrew	LW	1	0	0	0	0	0	0	0	0	0	0	0
43	BIRON, Martin	G	6	0	0	0	8	0	0	0	0	0	0	0
1	LORENZ, Danny	G	4	0	0	0	0	0	0	0	0	0	0	0
	BENCH		80				30							
	TOTALS		80	247	411	658	1710	80	9	46	43	18	2426	

NO	GOALTENDER	GP	STARTS	MINS	GA	EN	SO	SVS	SVS%	AVG.	RECORD
43	BIRON, Martin	6	6	343:53	12	0	1	146	.924%	2.09	6-0-0
35	NORONEN, Mika	54	52	3089:10	112	5	6	1,296	.920%	2.18	33-12(1)-4
31	DAUBENSPECK, Kirk	22	19	1235:06	53	4	1	553	.913%	2.58	7-8(2)-4
1	LORENZ, Danny	4	3	167:53	15	0	0	82	.845%	5.36	0-2-1
	TOTALS	80	80	4736:33	192	9	8	2,040	.910%	2.55	46-22(3)-9



AMERKS ALL-TIME YEAR-BY-YEAR STATISTICS

Record Book

2000-01 REGULAR SEASON PLAYER STATS

NO	NAME	POS	GP	G	A	PTS	+/-	PIM	PP	SH	GW	GT	FG	OT	UG	SHOTS	PCT
40	Methot, Francois	C	79	22	33	55	17	35	7	1	4	0	3	0	1	161	13.7
16	Adduono, Jeremy	LW	76	24	30	54	0	53	5	2	3	0	5	1	1	177	13.6
5	Charron, Craig	C	73	18	32	50	-6	53	10	1	2	0	1	0	2	156	11.5
19	Milley, Norm	RW	77	20	27	47	6	56	5	2	4	0	7	0	4	194	10.3
12	Taylor, Chris	C	45	20	24	44	0	25	10	3	6	0	1	0	0	119	16.8
27	Cipolla, Jason	C	72	12	25	37	11	61	4	0	3	0	4	0	0	113	10.6
7	Murphy, Joe	RW	74	20	15	35	10	43	2	1	4	0	1	0	0	121	16.5
44	Campbell, Brian	D	65	7	25	32	6	24	3	2	1	0	1	0	0	152	4.6
2	Hurlbut, Mike	D	53	6	26	32	4	36	4	0	1	0	1	0	0	153	3.9
36	Jackson, Dane	RW	69	16	12	28	-8	104	8	1	2	0	1	0	0	108	14.8
28	Hancock, Quinn	C	57	9	19	28	21	29	0	1	5	0	2	0	0	103	8.7
33	Houda, Doug	D	43	6	20	26	11	106	3	0	2	0	0	0	0	76	7.9
25	Nelson, Todd	D	74	6	20	26	9	32	3	0	1	0	3	1	0	110	5.5
29	Holland, Jason	D	63	4	19	23	4	45	0	0	1	0	1	0	2	132	3.0
14	VanOene, Darren	LW	64	10	12	22	13	147	2	0	2	0	3	0	0	87	11.5
17	Mader, Mike	RW	60	7	7	14	3	103	0	0	1	0	1	0	0	85	8.2
34	Lakovic, Sasha	RW	51	3	9	12	4	161	0	0	0	0	1	0	1	66	4.5
8	Traynor, Paul	D	67	1	8	9	25	36	0	0	0	0	0	0	0	81	1.2
24	Kristek, Jaroslav	RW	35	5	3	8	-2	20	0	0	2	0	1	0	0	52	9.6
22	Bolibruck, Kevin	D	76	2	5	7	-3	52	1	0	1	0	0	0	0	69	2.9
23	Brunel, Craig	RW	37	3	2	5	1	96	0	0	0	0	2	0	0	17	17.6
3	Brindley, Ryan	D	22	2	3	5	5	26	1	0	0	0	0	0	0	34	5.9
32	Peters, Andrew	LW	49	0	4	4	-2	118	0	0	0	0	0	0	0	13	0.0
11	Bartovic, Milan	RW	2	1	1	2	0	0	1	0	1	0	0	0	0	3	33.3
35	Noronen, Mika	G	47	0	2	2	0	28	0	0	0	0	0	0	0	1	0.0
4	Busenburg, Marc	D	12	0	1	1	2	2	0	0	0	0	0	0	0	12	0.0
31	Askey, Tom	G	29	0	1	1	0	4	0	0	0	0	0	0	0	0	0.0
20	Irving, Joel	RW	1	0	0	0	0	10	0	0	0	0	0	0	0	0	0.0
37	Daubenspeck, Kirk	G	1	0	0	0	0	0	0	0	0	0	0	0	0	0	0.0
1	Skudra, Peter	G	2	0	0	0	0	0	0	0	0	0	0	0	0	0	0.0
18	Kudelka, David	D	3	0	0	0	-2	10	0	0	0	0	0	0	0	1	0.0
43	Biron, Martin	G	4	0	0	0	0	2	0	0	0	0	0	0	0	0	0.0
BENCH			80				44										
TOTALS			80	224	385	609		1561	69	14	46	0	39	2	11	2396	9.3
OPPONENT TOTALS			80	192	299	491		1709	67	9	25	9	41	3	20	2072	9.3

NO	GOALTENDER	GPI	MIN	AVG	W	L	T	EN	SO	GA	SAVES	SPCT
43	Biron, Martin	4	238:54	1.00	3	1	0	0	1	4	84	.955
35	Noronen, Mika	47	2752:33	2.18	26	15	5	3	4	100	1,043	.913
1	Skudra, Peter	2	120:00	2.50	2	0	0	0	0	5	53	.914
31	Askey, Tom	29	1670:39	2.55	15	8	4	3	1	71	680	.905
37	Daubenspeck, Kirk	1	60:00	6.00	0	1	0	0	0	6	20	.769
TOTALS		80	4855:02	2.37	46	25	9	6	6	192	1,880	.907



AMERKS ALL-TIME YEAR-BY-YEAR STATISTICS

Record Book

2001-02 REGULAR SEASON PLAYER STATS

NO	NAME	POS	GP	G	A	PTS	+/-	PIM	PP	SH	GW	GT	FG	OT	UG	SHOTS	PCT
12	Taylor, Chris	C	77	21	45	66	-1	66	7	1	2	0	4	0	3	205	10.2
26	Matte, Christian	RW	72	22	29	51	5	48	5	1	4	0	7	1	1	190	11.6
24	Kotalik, Ales	RW	68	18	25	43	-2	55	5	0	1	3	2	0	1	187	9.6
19	Milley, Norm	RW	74	20	18	38	11	20	5	1	2	1	6	0	1	195	10.3
44	Campbell, Brian	D	45	2	35	37	9	13	1	0	0	0	0	0	0	115	1.7
16	Adduono, Jeremy	LW	79	15	20	35	10	38	0	3	3	0	2	1	2	157	9.6
40	Methot, Francois	C	59	17	17	34	9	28	4	0	2	1	2	1	1	111	15.3
33	Houda, Doug	D	64	6	22	28	9	170	3	1	1	0	0	0	1	111	5.4
10	Bartovic, Milan	LW	73	15	11	26	10	56	0	3	3	0	2	1	2	168	8.9
5	Charron, Craig	C	43	12	12	24	5	24	3	2	2	1	4	1	1	93	12.9
3	Janik, Doug	D	80	6	17	23	10	100	1	0	2	0	1	0	1	97	6.2
21	Tallinder, Henrik	D	73	6	14	20	11	26	1	0	2	1	0	2	1	93	6.5
17	Larocque, Mario	D	75	8	7	15	5	219	1	0	1	0	2	0	0	59	13.6
14	VanOene, Darren	LW	51	8	6	14	-5	73	2	0	1	0	2	0	1	62	12.9
4	Fitzpatrick, Rory	D	60	4	8	12	12	83	1	0	1	0	0	0	0	89	4.5
2	Hurlbut, Mike	D	44	3	9	12	-1	44	1	0	1	0	1	0	0	64	4.7
11	Pyatt, Taylor	LW	27	6	4	10	-2	36	0	0	3	0	2	1	1	66	9.1
7	Kristek, Jaroslav	RW	43	3	6	9	0	20	0	0	1	0	0	0	0	63	4.8
25	Colley, Kevin	C	25	3	4	7	3	70	0	0	0	0	1	0	0	32	9.4
	(TOTALS)	C	29	3	5	8	1	97	0	0	0	0	1	0	0	32	9.4
38	Peters, Andrew	LW	67	4	1	5	-2	388	0	0	0	0	1	0	0	27	14.8
32	Peters, Geoff	C	10	1	4	5	-1	18	0	0	0	0	0	0	0	16	6.3
8	Theoret, Luc	D	25	1	4	5	2	17	0	0	0	0	0	0	0	21	4.8
20	Clapton, Marty	RW	12	2	2	4	4	4	0	0	0	0	1	0	0	15	13.3
22	Shmyr, Ryan	LW	34	1	2	3	3	170	0	0	0	0	0	0	0	8	12.5
39	Mosovsky, Karel	RW	5	1	1	2	0	0	0	0	0	0	1	0	0	4	25.0
18	Busenburg, Marc	D	21	0	2	2	-2	4	0	0	0	0	0	0	0	18	0.0
32	Lacroix, Daniel	LW	2	1	0	1	0	18	0	0	0	0	0	0	0	5	20.0
31	Askey, Tom	G	34	0	1	1	0	12	0	0	0	0	0	0	0	0	0.0
35	Noronen, Mika	G	45	0	1	1	0	8	0	0	0	0	0	0	0	0	0.0
22	Wheaton, Chris	LW	1	0	0	0	0	0	0	0	0	0	0	0	0	0	0.0
1	Lehman, Jody	G	1	0	0	0	0	0	0	0	0	0	0	0	0	0	0.0
23	Chiasson, Dominic	LW	1	0	0	0	1	0	0	0	0	0	0	0	0	0	0.0
30	Leslie, Lance	G	1	0	0	0	0	0	0	0	0	0	0	0	0	0	0.0
27	Parillo, Nick	F	2	0	0	0	-1	4	0	0	0	0	0	0	0	1	0.0
20	Stachniak, Pat	D	2	0	0	0	0	0	0	0	0	0	0	0	0	0	0.0
28	MacIver, Doug	D	2	0	0	0	0	0	0	0	0	0	0	0	0	0	0.0
20	Brindley, Ryan	D	2	0	0	0	-2	2	0	0	0	0	0	0	0	5	0.0
20	Calder, Adam	LW	3	0	0	0	0	0	0	0	0	0	0	0	0	2	0.0
32	Williamson, Brad	D	3	0	0	0	0	6	0	0	0	0	0	0	0	2	0.0
25	Schneider, Eric	F	3	0	0	0	-1	0	0	0	0	0	0	0	0	3	0.0
23	Gustavson, Ben	LW	3	0	0	0	-1	0	0	0	0	0	0	0	0	5	0.0
25	Littlejohn, Frank	RW	5	0	0	0	-1	10	0	0	0	0	0	0	0	1	0.0
34	Wilchynski, Chad	D	6	0	0	0	-1	2	0	0	0	0	0	0	0	6	0.0
29	Irving, Joel	RW	17	0	0	0	0	12	0	0	0	0	0	0	0	11	0.0
	BENCH		80					32									
	TOTALS		80	206	327	533		1896	40	12	32	7	41	8	17	2,307	8.9
	OPPONENT TOTALS		80	211	347	558		1904	69	12	33	8	39	3	15	2,132	9.9

NO	GOALTENDER	GPI	MIN	AVG	W	L	T	EN	SO	GA	SAVES	SPCT
35	Noronen, Mika	45	2763:40	2.50	16	17	12	4	3	115	1,102	.906
31	Askey, Tom	34	2048:10	2.52	16	15	3	1	3	86	786	.901
30	Leslie, Lance	1	58:49	3.06	0	1	0	0	0	3	25	.893
1	Lehman, Jody	1	20:00	6.00	0	0	0	0	0	2	8	.800
	TEAM TOTALS	80	4909:10	2.58	32	33	15	5	6	211	1,921	.901
	OPPONENT TOTALS	80	4909:10	2.52	33	32	15	13	3	206	2,101	.911



AMERKS ALL-TIME YEAR-BY-YEAR STATISTICS

Record Book

2002-03 REGULAR SEASON PLAYER STATS

NO	NAME	POS	GP	G	A	PTS	+/-	PIM	PP	SH	GW	GT	FG	OT	UG	SHOTS	PCT
12	Taylor, Chris	C	61	12	55	67	-5	44	5	1	1	0	4	0	1	195	6.2
18	Botterill, Jason	LW	64	37	22	59	0	105	13	2	2	4	9	0	2	208	17.8
40	Methot, Francois	C	58	19	34	53	-5	22	7	0	2	1	3	1	2	128	14.8
14	Gaustad, Paul	C	80	14	39	53	2	137	4	3	1	0	1	0	1	151	9.3
19	Milley, Norm	RW	67	16	32	48	7	39	7	0	2	1	5	0	0	185	8.6
11	Hamel, Denis	LW	48	27	20	47	15	64	7	4	3	0	2	0	2	191	14.1
15	Pominville, Jason	RW	73	13	21	34	5	16	3	0	2	0	3	0	0	138	9.4
29	Kristek, Jaroslav	RW	47	15	17	32	3	24	5	0	2	2	3	0	0	98	15.3
22	Ratchuk, Peter	D	70	11	21	32	0	64	3	0	1	1	4	0	1	188	5.9
10	Bartovic, Milan	LW	74	18	10	28	-6	84	2	0	5	0	0	2	1	161	11.2
33	Houda, Doug	D	77	3	22	25	17	191	1	0	1	0	1	1	0	98	3.1
2	Hecl, Radoslav	D	58	6	14	20	7	41	2	0	1	0	0	1	0	98	6.1
4	Fitzpatrick, Rory	D	41	5	11	16	-2	65	2	0	1	1	1	0	0	92	5.4
3	Janik, Doug	D	75	3	13	16	-11	120	1	0	1	0	0	0	0	73	4.1
20	Bolibruck, Kevin	D	43	3	11	14	3	31	0	0	2	0	1	0	0	56	5.4
	(TOTALS)	D	63	3	11	14	7	53	0	0	2	0	1	0	0	77	3.9
27	Nelson, Riley	RW	28	4	7	11	1	4	1	1	2	0	0	0	0	48	8.3
25	Novotny, Jiri	C	43	2	9	11	-12	14	0	0	0	0	0	0	0	38	5.3
17	Mosovsky, Karel	RW	62	5	4	9	-14	75	1	0	1	0	2	0	0	61	8.2
34	O'Connell, Tim	D	24	1	3	4	1	17	0	0	0	0	0	0	0	38	2.6
38	Peters, Andrew	LW	57	3	0	3	-16	223	0	0	0	0	1	0	0	26	11.5
32	Jelenic, Lee	LW	17	1	2	3	2	11	0	0	1	0	0	0	0	14	7.1
16	Ritson, Joe	RW	17	1	1	2	-8	29	0	0	0	0	0	0	0	13	7.7
24	Kotalik, Ales	RW	8	0	2	2	-5	4	0	0	0	0	0	0	0	26	0.0
7	Jorde, Ryan	D	70	0	2	2	-16	136	0	0	0	0	0	0	0	28	0.0
28	Bilotto, Nic	D	10	0	0	0	-1	10	0	0	0	0	0	0	0	12	0.0
	(TOTALS)	D	16	1	0	1	-4	14	1	0	0	0	0	0	0	23	4.3
28	Schmidt, Doug	D	3	0	1	1	4	2	0	0	0	0	0	0	0	5	0.0
	(TOTALS)	D	4	0	1	1	3	4	0	0	0	0	0	0	0	5	0.0
34	Robinson, Jody	D	9	0	1	1	4	8	0	0	0	0	0	0	0	3	0.0
23	McMorrow, Sean	RW	64	0	1	1	-3	315	0	0	0	0	0	0	0	11	0.0
8	Kalinin, Dmitri	D	1	0	0	0	0	0	0	0	0	0	0	0	0	3	0.0
44	Henley, Brent	D	1	0	0	0	-1	0	0	0	0	0	0	0	0	0	0.0
	(TOTALS)	D	4	0	0	0	-1	11	0	0	0	0	0	0	0	0	0.0
31	Askey, Tom	G	16	0	0	0	0	10	0	0	0	0	0	0	0	0	0.0
35	Noronen, Mika	G	19	0	0	0	0	6	0	0	0	0	0	0	0	0	0.0
30	Miller, Ryan	G	47	0	0	0	0	6	0	0	0	0	0	0	0	0	0.0
	BENCH		80					50									
	TOTALS		80	219	375	594		1967	64	11	31	10	40	5	10	2,386	9.2
	OPPONENT TOTALS		80	221	363	584		1929	60	21	35	4	40	5	17	2,401	9.2

NO	GOALTENDER	GPI	MIN	AVG	W	L	T	EN	SO	GA	SAVES	SPCT
30	Miller, Ryan	47	2816:40	2.34	23	18	5	5	2	110	1,266	.920
35	Noronen, Mika	19	1168:39	2.82	5	9	5	0	2	55	513	.903
31	Askey, Tom	16	895:28	3.28	3	8	4	2	0	49	401	.891
	TOTALS	80	4895:59	2.71	31	35	14	7	4	221	2,180	.908



AMERKS ALL-TIME YEAR-BY-YEAR STATISTICS

Record Book

2003-04 REGULAR SEASON PLAYER STATS

NO	NAME	POS	GP	G	A	PTS	+/-	PIM	PPG	SHG	GWG	FG	SHOTS	SPCT
39	Pittis, Domenic	C	75	20	57	77	+10	137	8	2	3	3	219	.091
15	Pominville, Jason	RW	66	34	30	64	-1	30	22	0	4	8	227	.150
42	Cullen, David	D	75	12	35	47	-15	26	9	0	1	1	176	.068
19	Milley, Norm	RW	77	18	19	37	+2	60	2	0	3	2	175	.103
18	Botterill, Jason	LW	46	16	17	33	-1	68	5	1	2	4	138	.116
14	Gaustad, Paul	C	78	9	22	31	-9	169	6	1	3	4	175	.051
10	Bartovic, Milan	LW	52	18	11	29	+1	52	4	1	5	5	139	.129
43	Dawe, Jason	RW	41	9	20	29	-9	23	4	0	3	1	78	.115
12	Taylor, Chris	C	24	9	18	27	0	20	4	1	2	0	63	.143
21	Roy, Derek	C	26	10	16	26	+6	20	2	0	1	3	67	.149
16	Thorburn, Chris	RW	58	6	16	22	0	77	2	0	2	1	124	.048
20	Lingren, Steve	D	69	4	13	17	+7	127	2	0	1	1	101	.040
3	Janik, Doug	D	74	2	14	16	-6	109	0	0	0	0	105	.019
25	Novotny, Jiri	C	48	1	14	15	-14	16	0	0	0	0	50	.020
5	Mrozik, Rick	D	72	4	10	14	+6	47	1	0	1	1	126	.032
27	Ryan, Michael	LW	45	3	9	12	-4	31	0	0	0	1	79	.038
11	Peters, Geoff	C	46	7	4	11	+1	109	0	0	2	2	78	.090
22	Chapman, Brian	D	75	5	5	10	+9	71	0	0	0	1	65	.077
29	Paetsch, Nathan	D	54	5	5	10	+2	49	0	1	2	1	71	.070
2	Ricci, Scott	D	75	3	7	10	+4	26	0	0	1	0	68	.044
17	Mosovsky, Karel	RW	46	5	1	6	-5	52	0	1	1	0	40	.125
24	Gardiner, Pete	RW	18	3	2	5	+1	19	0	0	0	0	10	.300
28	Hutchins, Jeff	LW	22	1	4	5	-1	72	0	0	0	0	26	.038
	(TOTALS)	LW	24	1	4	5	-2	74	0	0	0	0	28	.036
24	Smith, Don	C	11	2	2	4	+1	21	0	1	0	0	20	.100
4	Delmore, Andy	D	8	0	2	2	-3	2	0	0	0	0	18	.000
26	Paolini, Sam	LW	4	1	0	1	0	2	0	0	0	0	2	.500
30	Miller, Ryan	G	60	0	1	1	0	2	0	0	0	0	0	.000
7	Jorde, Ryan	D	18	0	1	1	-2	30	0	0	0	0	4	.000
23	McMorrow, Sean	RW	57	0	0	0	-6	287	0	0	0	0	14	.000
35	Askey, Tom	G	21	0	0	0	0	0	0	0	0	0	0	.000
31	Gardner, Greg	G	0	0	0	0	0	0	0	0	0	0	0	.000
	TOTALS		80	207	355	562	-	1776	71	9	37	39	2458	.084

NO	GOALTENDER	GP	MIN	W	L	T	SO	GA	GAA	SAVES	SPCT
30	Miller, Ryan	60	3579:11	27	25	7	5	132	2.21	1,628	.925
35	Askey, Tom	21	1272:46	10	8	3	1	48	2.26	545	.919
31	Gardner, Greg	0	0:00	0	0	0	0	0	.00	0	.000
	TOTALS	80	-	37	33	10	6	188	2.35	2,173	.920



AMERKS ALL-TIME YEAR-BY-YEAR STATISTICS

Record Book

2004-05 REGULAR SEASON PLAYER STATS

NO	NAME	POS	GP	G	A	PTS	+/-	PIM	PPG	SHG	GWG	FG	OTG	UAG	ENG	SHOG	SHOA	SHO%	SHOTS	SPCT%
12	Taylor, Chris	C	79	21	58	79	+2	50	10	2	2	5	0	2	0	0	3	.000	186	.113
26	Vanek, Thomas	LW	74	42	26	68	-3	62	25	0	6	6	1	2	0	5	10	.500	271	.155
15	Pominville, Jason	RW	78	30	38	68	+1	43	11	0	7	5	1	1	2	5	13	.385	266	.113
21	Roy, Derek	C	67	16	45	61	-4	60	7	0	6	4	1	1	0	4	11	.364	151	.106
14	Gaustad, Paul	C	76	18	25	43	+2	192	7	0	5	5	0	4	0	1	2	.500	141	.128
19	Milley, Norm	RW	72	12	21	33	+1	46	1	0	2	2	0	0	0	2	5	.400	140	.086
40	Paille, Daniel	LW	79	14	15	29	+4	54	0	3	3	2	0	2	1	0	0	.000	11	.126
34	Jillson, Jeff	D	78	12	17	29	+6	46	8	0	4	6	0	1	0	0	0	.000	160	.075
16	Thorburn, Chris	RW	73	12	17	29	+10	185	0	0	1	0	0	0	2	0	0	.000	116	.103
10	Bartovic, Milan	LW	69	10	18	28	+8	83	1	1	4	2	0	2	0	1	6	.167	190	.053
25	Novotny, Jiri	C	61	5	20	25	+8	36	1	0	1	1	0	0	1	0	4	.000	62	.081
4	Paetsch, Nathan	D	80	4	19	23	+15	150	1	0	0	3	0	0	0	0	1	.000	96	.042
17	Ryan, Michael	LW	59	11	11	22	+4	20	2	0	0	1	0	0	1	0	1	.000	129	.085
42	Cullen, David	D	43	2	19	21	-11	25	1	0	2	0	1	0	0	0	0	.000	70	.029
27	Smith, Brandon	D	67	4	14	18	-1	32	1	0	0	0	0	1	0	0	0	.000	124	.032
11	Peters, Geoff	C	57	9	8	17	+4	125	0	1	1	4	0	0	0	0	0	.000	95	.095
3	Janik, Doug	D	76	2	10	12	+18	196	0	0	0	0	0	0	0	0	0	.000	101	.020
18	Baterrill, Jason	LW	8	6	2	8	-4	9	4	0	1	1	0	0	0	0	0	.000	24	.250
23	McMorrow, Sean	RW	59	3	3	6	0	288	0	0	0	2	0	1	0	0	0	.000	24	.136
20	Lingren, Steve	D	52	1	4	5	+5	74	0	0	0	1	0	0	0	0	0	.000	47	.021
5	Jorde, Ryan	D	36	1	3	4	-2	52	0	0	0	0	0	1	0	0	0	.000	17	.059
24	Paolini, Sam	LW	5	0	0	0	-2	4	0	0	0	0	0	0	0	0	0	.000	6	.000
	(TOTALS)		11	0	3	3	-6	4	0	0	0	0	0	0	0	0	0	.000	10	.000
8	Fitzpatrick, Rory	D	20	1	1	2	-8	18	0	1	0	0	0	0	0	0	0	.000	24	.042
5	Dufresne, Sylvain	D	29	0	2	2	+6	15	0	0	0	0	0	0	0	0	0	.000	26	.000
32	Iggulden, Mike	C	6	1	0	1	-1	7	0	0	0	0	0	0	0	0	0	.000	6	.167
28	Hutchins, Jeff	LW	3	1	0	1	-1	0	0	0	1	0	0	0	0	0	0	.000	2	.500
35	Askey, Tom	G	20	0	1	1	0	4	0	0	0	0	0	0	0	0	0	.000	0	.000
22	Rohloff, Todd	D	12	0	1	1	-7	4	0	0	0	0	0	0	0	0	0	.000	19	.000
30	Miller, Ryan	G	63	0	0	0	0	12	0	0	0	0	0	0	0	0	0	.000	0	.000
29	Kinnie, Mike	RW	6	0	0	0	0	0	0	0	0	0	0	0	0	0	1	.000	10	.000
28	Bennett, Ryan	LW	6	0	0	0	0	7	0	0	0	0	0	0	0	0	0	.000	7	.000
29	Hildenbrand, Steve	C	3	0	0	0	0	2	0	0	0	0	0	0	0	0	0	.000	2	.000
24	Sheppard, Scott	RW	2	0	0	0	-1	0	0	0	0	0	0	0	0	0	0	.000	0	.000
22	Trovato, Peter	LW	1	0	0	0	-1	0	0	0	0	0	0	0	0	0	0	.000	0	.000
41	Ehgoetz, Barret	C	1	0	0	0	0	0	0	0	0	0	0	0	0	0	0	.000	0	.000
	TOTALS		80	243	398	641	-	1,923	80	8	51	50	9	23	7	18	57	.316	2,626	.093

NO	GOALTENDER	GP	MIN	W	L	SOL	SO	GA	GAA	SHOW	SHO	SHOGA	SHOAA	SAVES	SPCT
30	Miller, Ryan	63	3740:57	41	17	4	8	153	2.45	5	9	15	49	1,814	.922
35	Askey, Tom	20	1118:15	10	6	2	1	46	2.47	0	2	5	8	513	.918
	TOTALS	80	4,858	51	23	6	9	208	2.60	5	11	20	57	2,327	.918



AMERKS ALL-TIME YEAR-BY-YEAR STATISTICS

Record Book

2005-06 REGULAR SEASON PLAYER STATS

NO	NAME	POS	GP	G	A	PTS	+/-	PIM	PPG	SHG	GWG	FG	SHOTS	SPCT
25	Jiri Novotny	C	66	17	37	54	+2	40	10	0	2	0	137	12.4
41	Clarke MacArthur*	LW	69	21	32	53	-1	71	8	1	4	0	128	16.4
16	Chris Thorburn	RW	77	23	27	50	-1	134	11	0	2	1	207	11.1
4	Nahan Paetsch	D	72	11	39	50	+3	90	7	0	1	0	202	5.4
26	Mark Mancari*	RW	71	18	24	42	-1	80	6	0	2	0	169	10.6
17	Michael Ryan	LW	56	14	23	37	-6	75	5	2	0	0	182	7.7
12	Chris Taylor	C	32	11	26	37	-3	34	5	0	1	0	89	12.4
42	David Cullen	D	68	5	28	33	+4	72	4	0	1	0	134	3.7
28	Kamil Krepis	C	61	13	19	32	-13	20	1	0	2	0	114	11.4
2	Jeff Jillson	D	73	10	20	30	-2	94	7	0	3	0	141	7.1
10	Stefan Meyer*	C/LW	68	12	16	28	+2	139	2	2	3	0	73	16.4
20	Daniel Paille	LW	45	14	13	27	+7	29	4	3	1	0	91	15.4
19	Matt Hendricks*	C	56	13	14	27	+6	84	2	1	4	0	110	11.8
15	Jason Pominville	RW	18	19	7	26	+2	11	9	1	1	0	78	24.4
3	Doug Janik	D	71	5	19	24	+8	161	2	1	0	0	120	4.2
21	Derek Roy	C	8	7	13	20	-4	10	7	0	1	0	33	21.2
7	Drew Larman*	C	44	7	8	15	+4	24	1	1	0	0	49	14.3
18	Rob Globke	RW	52	6	9	15	-13	52	1	0	1	0	83	7.2
27	Brandon Smith	D	39	4	10	14	-1	39	0	0	0	0	65	6.2
32	Scott Sheppard	RW	21	5	7	12	-1	10	3	0	0	0	35	14.3
22	Greg Jacina	RW	35	7	4	11	+1	152	0	1	0	0	87	8.0
5	Sylvain Dufresne	D	61	2	7	9	-6	78	0	0	0	0	48	4.2
33	Dan Focht	D	54	2	5	7	-12	146	0	0	0	0	44	4.5
11	Gregory Campbell	LW	11	3	3	6	+1	30	0	1	0	0	23	13.0
24	Anthony Stewart*	RW	4	2	3	5	0	0	0	0	1	0	12	16.7
11	Sam Paolini	RW	14	1	2	3	0	27	0	0	1	0	21	4.8
8	Martin Lojek*	D	15	1	1	2	-3	16	0	1	0	0	7	14.3
14	Dustin Johner	C	21	1	1	2	-4	10	0	0	0	0	22	4.5
	Rochester		16	1	1	2	-2	8	0	0	0	0	18	5.6
	Omaha		5	0	0	0	-2	2	0	0	0	0	4	0.0
23	Sean McMorro	RW	40	1	1	2	-5	130	1	0	0	0	9	11.1
38	Martin Tuma*	D	12	0	2	2	-3	38	0	0	0	0	17	0.0
34	Dominic Noel*	C	5	0	1	1	0	4	0	0	0	0	12	0.0
14	Ken Magowan	LW	6	0	1	1	+1	0	0	0	0	0	5	0.0
	Philadelphia		4	0	0	0	+1	0	0	0	0	0	5	0.0
	Rochester		2	0	1	1	0	0	0	0	0	0	1	0.0
49	Michael Leighton	G	40	0	1	1	0	23	0	0	0	0	0	0.0
8	Chris Mann*	D	1	0	0	0	0	4	0	0	0	0	0	0.0
29	Phil Osaer	G	1	0	0	0	0	0	0	0	0	0	0	0.0
34	Grant McNeill	D	2	0	0	0	0	0	0	0	0	0	0	0.0
30	Ryan Miller	G	2	0	0	0	0	0	0	0	0	0	0	0.0
29	Mika Noronen	G	2	0	0	0	0	0	0	0	0	0	0	0.0
34	Alexei Semenov	D	3	0	0	0	-2	7	0	0	0	0	3	0.0
34	Victor Uchevatov	D	4	0	0	0	-1	10	0	0	0	0	1	0.0
38	Jeremy Swanson	D	11	0	0	0	+3	23	0	0	0	0	8	0.0
35	Jean-Marc Pelletier	G	39	0	0	0	0	4	0	0	0	0	0	0.0
	BENCH		80				22							
	Totals:		80	261	423	684	--	1,988	95	15	37	1	2,551	--
	Opponents Totals:		80	270	458	728	--	1,826	106	14	41	2	2,377	--

NO	GOALTENDER	GP	MIN	GA	EN	SO	GAA	W	L	SOL	SV	SV%
30	Ryan Miller	2	120	5	1	0	2.50	1	1	0	40	.889
29	Mika Noronen	2	121	6	0	0	2.99	0	2	0	53	.898
29	Phil Osaer	1	60	3	0	0	3.02	0	1	0	33	.917
49	Michael Leighton	40	2,316	124	4	2	3.21	15	22	1	978	.887
35	Jean-Marc Pelletier	39	2,198	120	5	0	3.28	21	15	1	1,003	.893
	Totals:	80	4,848	270	2	3.34	37	43	2	2,107	.886	
	Opponents Totals:	80	4,848	261	6	3.23	43	37	6	2,295	.900	



AMERKS ALL-TIME YEAR-BY-YEAR STATISTICS Record Book

2006-07 REGULAR SEASON PLAYER STATS

NO	NAME	POS	GP	G	A	PTS	+/-	PIM	PP	PPA	SH	SHA	GW	FG	IG	OT	UA	EN	SOG	SOA	SO%	SHOTS	SH%
41	Clarke MacArthur	LW	51	21	42	63	8	57	10	1	3	1	3	0	0	1	2	4	.500	1.24	1.12	118	.178
33	Janis Sprukts	C	58	18	41	59	8	60	9	0	4	2	3	1	2	0	2	.000	1.02	1.03	97	.186	
26	Mark Mancari	RW	64	23	34	57	1	49	6	0	6	3	2	1	3	1	1	1.000	.89	.77	163	.141	
17	Michael Ryan	LW	50	28	23	51	15	68	12	1	6	4	2	1	2	0	2	.400	1.02	1.36	159	.176	
27	Brandon Smith	D	71	9	36	45	9	54	3	0	1	1	0	1	0	0	0	---	.63	.76	128	.070	
14	Drew Stafford	RW	34	22	22	44	16	30	6	1	3	3	2	0	3	0	3	.750	1.29	.88	128	.172	
23	Marek Zagrapan	C	71	17	21	38	-1	39	10	0	2	6	1	0	0	0	0	---	.54	.55	107	.159	
22	Greg Jacina	RW	61	15	20	35	-3	96	1	2	1	1	3	0	0	0	1	.333	.57	1.57	146	.103	
28	Kamil Kreps	C	50	14	21	35	4	16	5	0	2	1	0	1	0	1	0	.000	.7	.32	110	.127	
7	Drew Larman	C	54	17	11	28	0	35	5	2	4	3	1	0	2	0	1	1.000	.52	.65	149	.114	
19	Dylan Hunter	LW	67	8	20	28	-1	42	0	2	1	0	0	0	0	0	0	.000	.42	.63	89	.090	
24	Anthony Stewart	RW	62	13	14	27	-8	64	3	0	1	3	2	0	0	1	0	.000	.44	1.03	137	.095	
45	Noah Welch	D	38	7	20	27	12	45	4	0	2	1	0	0	0	0	0	---	.71	1.18	85	.082	
	WBS	D	27	5	16	21	8	24	3	0	2	1	0	0	0	0	0	---	.78	.89	59	.078	
	ROC	D	11	2	4	6	4	21	1	0	0	0	0	0	0	0	0	---	.55	1.91	26	.071	
5	Timo Helbling	D	69	1	24	25	8	156	1	0	0	0	1	0	0	0	0	.000	.36	2.26	77	.013	
	HER	D	49	1	16	17	12	106	1	0	0	0	1	0	0	0	0	.000	.35	2.16	57	.017	
	ROC	D	20	0	8	8	-4	50	0	0	0	0	0	0	0	0	0	---	.4	2.5	20	.000	
10	Stefan Meyer	LW	63	13	9	22	-9	90	4	0	2	2	2	0	0	1	0	---	.35	1.43	103	.126	
20	Daniel Paille	LW	29	7	14	21	12	12	1	1	4	1	1	0	0	1	0	---	.72	.41	57	.123	
32	Mikko Lehtonen	D	56	5	16	21	1	38	3	0	1	3	0	0	0	0	2	.500	.38	.68	118	.042	
	MIL	D	35	4	8	12	-1	28	3	0	1	2	0	0	0	0	2	.500	.34	.8	77	.049	
	ROC	D	21	1	8	9	2	10	0	0	0	1	0	0	0	0	0	---	.43	.48	41	.024	
8	Martin Lojek	D	69	6	13	19	4	87	0	1	0	0	0	0	0	1	0	---	.28	1.26	69	.087	
42	Andrej Sekera	D	54	3	16	19	14	28	2	0	1	0	0	0	0	0	0	---	.35	.52	68	.044	
18	Rob Globke	RW	48	7	11	18	5	37	0	0	2	0	1	0	0	1	0	---	.38	.77	92	.076	
25	Patrick Kaleta	RW	58	5	10	15	1	133	1	1	0	1	1	0	2	1	0	---	.26	2.29	55	.091	
12	David Booth	LW	25	7	7	14	8	26	0	2	0	2	0	0	2	0	0	.000	.56	1.04	70	.100	
2	Mike Card	D	50	1	8	9	1	38	0	0	0	0	0	0	0	0	0	---	.18	.76	34	.029	
34	David Brine	C	22	4	4	8	-4	4	1	0	1	1	1	0	0	0	0	---	.36	.18	47	.085	
4	Mike Funk	D	61	2	5	7	-4	57	2	0	0	0	0	0	0	0	0	---	.11	.93	43	.047	
5	Ari Vallin	D	24	0	7	7	-2	20	0	0	0	0	0	0	0	0	0	---	.29	.83	25	.000	
16	Rostislav Olesz	LW	4	1	2	3	1	4	1	0	0	0	1	0	0	0	0	---	.75	1	18	.056	
32	Franklin MacDonald	D	11	0	2	2	0	12	0	0	0	0	0	0	0	0	1	1.000	.18	1.09	8	.000	
3	Jeremy Swanson	D	47	0	2	2	1	47	0	0	0	0	0	0	0	0	0	---	.04	1	25	.000	
21	Chaz Johnson	RW	9	1	0	1	-4	13	0	0	0	0	0	0	0	0	0	---	.11	1.44	5	.200	
	MIL	RW	1	0	0	0	0	0	0	0	0	0	0	0	0	0	0	---	0	0	0	---	
	ROC	RW	8	1	0	1	-4	13	0	0	0	0	0	0	0	0	0	---	.13	1.63	5	.167	
15	Tanner Glass	LW	4	0	1	1	3	5	0	0	0	0	0	0	0	0	0	---	.25	1.25	4	.000	
29	Adam Dennis	G	36	0	1	1	0	10	0	0	0	0	0	0	0	0	0	---	.03	.28	0	---	
16	Dustin Johner	C	2	0	0	0	2	0	0	0	0	0	0	0	0	0	0	---	0	0	1	.000	
11	Jonathan Lehun	C	2	0	0	0	-1	0	0	0	0	0	0	0	0	0	0	---	0	0	2	.000	
35	David Shantz	G	2	0	0	0	0	0	0	0	0	0	0	0	0	0	0	---	0	0	0	---	
35	Jean-Marc Pelletier	G	4	0	0	0	0	0	0	0	0	0	0	0	0	0	0	---	0	0	0	---	
21	Alexei Semenov	D	4	0	0	0	6	6	0	0	0	0	0	0	0	0	0	---	0	1.5	4	.000	
16	Adam Taylor	RW	5	0	0	0	-1	2	0	0	0	0	0	0	0	0	0	---	0	.4	3	.000	
31	Adam Berkhoel	G	6	0	0	0	0	0	0	0	0	0	0	0	0	0	0	---	0	0	0	---	
15	Martin Tuma	D	23	0	0	0	-2	3	3	0	0	0	0	0	0	0	0	---	0	1.43	17	.000	
30	Craig Anderson	G	34	0	0	0	0	8	0	0	0	0	0	0	0	0	0	---	0	.24	0	---	
	BENCH		80	4		4		32															
	TOTALS		80	269	437	706	81	1363	83	14	44	36	26	5	16	9	11	27	.407	.49	.95	2368	.101

NO	GOALTENDER	GP	MINS	W	L	SOL	SO	EN	GA	GAA	SOGP	SOW	SOL	SOGA	SOA	SO%	SA	SVS	SV%
35	Jean-Marc Pelletier	4	244	4	0	0	0	0	10	2.46	1	1	0	1	4	0.750	120	110	0.917
30	Craig Anderson	34	2,060	23	10	1	1	4	88	2.56	4	3	1	5	21	0.762	1,087	999	0.919
31	Adam Berkhoel	6	316	2	3	0	0	1	17	3.22	0	0	0	0	0	---	169	152	0.899
29	Adam Dennis	35	2,068	18	17	0	1	5	115	3.34	0	0	0	0	0	---	1,084	969	0.894
35	David Shantz	2	120	1	1	0	0	0	9	4.51	0	0	0	0	0	---	75	66	0.880
	TOTALS	80	4,808	48	31	1	2	10	239	2.98	5	4	1	6	25	0.760	2,535	2,296	0.906



AMERKS ALL-TIME YEAR-BY-YEAR STATISTICS Record Book

2007-08 REGULAR SEASON PLAYER STATS

NO	NAME	POS	GP	G	A	PTS	+/-	PIM	PP	PPA	SH	SHA	GW	FG	IG	OT	UA	EN	SOG	SOA	SO%	SHOTS	SH%
26	Mark Mancari	RW	80	21	36	57	-7	78	7	20	0	0	2	2	1	0	3	1	1	5	0.200	226	0.093
21	Marc-Andre Gragnani	LW	78	14	38	52	-24	38	6	21	4	0	2	3	3	0	2	0	3	9	0.333	161	0.087
19	Dylan Hunter	LW	70	20	27	47	-10	69	6	13	1	1	1	2	2	0	0	2	0	2	0.000	120	0.167
41	Clarke MacArthur	LW	43	14	28	42	-18	26	9	17	1	0	2	3	2	0	0	0	2	6	0.333	127	0.110
10	Stefan Meyer	LW	70	21	19	40	-26	77	12	11	0	0	1	2	0	0	1	0	1	5	0.200	143	0.147
23	Marek Zagrapan	C	76	18	22	40	-22	66	9	7	0	0	2	4	1	0	0	0	0	3	0.000	148	0.122
24	Anthony Stewart	RW	54	13	18	31	-12	61	2	7	0	0	2	3	1	1	0	1	0	1	0.000	134	0.097
7	Drew Larman	C	54	10	12	22	-14	44	2	3	0	0	0	2	0	0	0	0	2	4	0.500	106	0.094
18	Rob Globke	RW	64	9	12	21	-27	42	2	3	0	3	0	2	0	0	0	0	1	3	0.333	113	0.080
34	David Brine	C	66	9	11	20	-19	26	1	1	1	0	2	4	0	1	1	0	0	1	0.000	124	0.073
42	Andrej Sekera	D	40	2	15	17	-3	22	2	7	0	1	0	0	1	0	0	0	0	0	0.000	68	0.029
45	*Franklin MacDonald	D	51	1	13	14	-3	49	0	2	0	0	0	0	0	0	0	0	0	2	0.000	70	0.014
3	*Mike Weber	D	59	1	13	14	-8	178	0	2	0	0	1	0	0	0	0	0	0	0	0.000	59	0.017
12	*Peter Aston	D	56	3	10	13	-16	35	1	2	0	0	1	1	0	0	0	0	0	1	0.000	70	0.043
33	*Tanner Glass	LW	43	6	5	11	-10	84	0	0	0	2	0	2	0	0	0	0	0	1	0.000	50	0.120
8	Martin Lojek	D	72	6	5	11	-19	97	1	1	0	1	0	0	1	0	0	1	0	0	0.000	77	0.078
17	* Dan Collins	RW	35	5	6	11	-20	21	2	4	0	0	0	1	0	0	0	0	0	3	0.000	53	0.094
22	*Kenndal McArdle	LW	36	5	5	10	-17	31	2	1	1	0	0	2	0	0	0	0	0	0	0.000	42	0.119
4	Mike Funk	D	58	0	10	10	-15	104	0	3	0	0	0	0	0	0	0	0	0	0	0.000	24	0.000
16	*Yannick Tifu (total)	C	24	3	5	8	-3	15	0	2	0	0	0	1	0	0	0	0	0	0	0.000	35	0.086
	ALB	C	9	2	3	5	1	0	0	1	0	0	0	0	0	0	0	0	0	0	0.000	17	0.118
	RCH	C	15	1	2	3	-4	15	0	1	0	0	0	1	0	0	0	0	0	0	0.000	18	0.056
25	*Jordan Henry	D	49	3	5	8	-6	73	1	1	0	0	0	2	0	0	1	0	0	0	0.000	54	0.056
28	Kamil Kreps	C	6	1	5	6	2	6	1	4	0	0	0	0	0	0	0	0	0	2	0.000	22	0.045
11	*Tommy Goebel (total)	F	5	2	3	5	1	0	0	0	0	0	1	0	0	0	0	0	0	0	0.000	7	0.286
2	Mike Card	D	23	1	4	5	-8	32	1	0	0	0	1	0	0	0	0	0	0	0	0.000	19	0.053
15	*Brady Calla	RW	6	2	2	4	3	2	0	0	0	0	1	0	0	0	0	0	0	0	0.000	12	0.167
5	*Paul Baier (total)	D	9	1	3	4	-2	5	0	0	0	0	0	0	0	0	0	0	0	0	0.000	11	0.091
27	Patrick Kaleta	RW	29	1	3	4	-2	109	0	0	0	0	0	0	0	0	0	0	0	0	0.000	25	0.040
32	*Adam Taylor	RW	51	1	1	2	-11	25	0	0	0	0	0	1	0	0	0	0	0	0	0.000	58	0.017
28	* Derek Whitmore	C	8	1	0	1	-5	2	0	0	0	0	0	0	0	0	0	0	0	1	0.000	17	0.059
5	Jassen Cullimore	D	3	0	1	1	1	4	0	1	0	0	0	0	0	0	0	0	0	0	0.000	4	0.000
20	* Johann Kroll	D	4	0	1	1	-3	4	0	0	0	0	0	0	0	0	0	0	0	0	0.000	1	0.000
22	David Jarram	RW	6	0	1	1	-1	38	0	0	0	0	0	0	0	0	0	0	0	0	0.000	1	0.000
15	* Justin Aikins	RW	8	0	1	1	-1	8	0	0	0	0	0	0	0	0	0	0	0	0	0.000	6	0.000
15	* Mathieu Beaudoin	RW	1	0	0	0	-2	0	0	0	0	0	0	0	0	0	0	0	0	0	0.000	1	0.000
36	* Pierre-Luc Faubert	RW	1	0	0	0	-2	0	0	0	0	0	0	0	0	0	0	0	0	0	0.000	1	0.000
20	* Chaz Johnson	RW	1	0	0	0	0	0	0	0	0	0	0	0	0	0	0	0	0	0	0.000	0	0.000
15	Mike Kostka	D	1	0	0	0	1	2	0	0	0	0	0	0	0	0	0	0	0	0	0.000	1	0.000
20	* Joe Grimaldi	D	2	0	0	0	-1	5	0	0	0	0	0	0	0	0	0	0	0	0	0.000	4	0.000
14	Bobby Robins	C	5	0	0	0	-3	13	0	0	0	0	0	0	0	0	0	0	0	0	0.000	2	0.000
16	Luke Beaverson	D	6	0	0	0	-2	13	0	0	0	0	0	0	0	0	0	0	0	0	0.000	1	0.000
30	David Shantz	G	14	0	0	0	0	2	0	0	0	0	0	0	0	0	0	0	0	0	0.000	0	0.000
31	* Tyler Plante	G	25	0	0	0	0	21	0	0	0	0	0	0	0	0	0	0	0	0	0.000	0	0.000
53	Adam Dennis	G	46	0	0	0	0	10	0	0	0	0	0	0	0	0	0	0	0	0	0.000	0	0.000
	BENCH		80	5				34															
	TOTALS		80	197	337	529	-335	1537	67	132	8	8	19	37	12	2	8	5	10	49	0.204	2180	0.081

NO	GOALTENDER	GP	MINS	W	L	SOL	SO	EN	GA	GAA	SOGP	SOW	SOL	SOGA	SOA	SO%	SA	SVS	SV%
53	Adam Dennis	46	2,601	17	26	2	3	6	138	3.18	6	4	2	5	32	0.844	1,337	1,199	0.897
31	* Tyler Plante	25	1,451	6	16	1	0	3	86	3.56	2	1	1	1	9	0.889	751	665	0.885
30	David Shantz	14	780	1	10	1	0	1	53	4.07	1	0	1	2	4	0.500	387	334	0.863
	TOTALS	80	4,832	24	52	4	3	10	277	3.44	9	5	4	8	45	0.822	2,475	2,198	0.888



AMERKS ALL-TIME YEAR-BY-YEAR STATISTICS Record Book

2008-09 REGULAR SEASON PLAYER STATS

NO	NAME	POS	GP	G	A	PTS	+/-	PIM	PP	PPA	SH	SHA	GW	FG	IG	OT	UA	EN	SOG	SOA	SO%	SHOTS	SH%
26	* Michal Repik	RW	75	19	30	49	-13	58	9	11	1	1	1	1	2	0	1	1	3	16	0.188	189	0.101
5	Janis Sprukts	C	59	16	31	47	-10	20	3	18	2	1	1	2	1	0	2	0	4	12	0.333	106	0.151
10	Stefan Meyer	LW	65	18	22	40	-2	57	6	8	0	0	3	3	1	0	0	0	0	5	0.000	159	0.113
3	* Jason Garrison	D	75	8	27	35	-14	68	4	17	0	0	1	0	0	1	0	0	0	0	0.000	159	0.050
34	David Brine	C	79	8	23	31	-3	35	3	3	2	1	2	0	1	0	1	0	0	5	0.000	147	0.054
19	Karl Stewart	LW	72	20	8	28	-3	70	5	2	2	1	1	6	0	0	1	1	4	9	0.444	124	0.161
14	* Michael Duco	LW	68	14	14	28	-19	147	4	1	0	0	1	2	1	0	0	0	2	3	0.667	112	0.125
22	Kenndal McArdle	LW	58	12	12	24	-4	79	2	1	1	2	1	1	1	0	1	1	0	1	0.000	92	0.130
7	Drew Larman	C	61	10	13	23	4	40	1	2	0	2	2	1	0	1	0	0	2	0.000	95	0.105	
8	* Keaton Ellerby	D	75	3	20	23	-8	44	1	7	0	3	0	2	0	0	0	0	0	0	0.000	93	0.032
21	* Shawn Matthias	C	61	10	10	20	-34	16	2	2	1	0	2	1	1	0	1	0	0	3	0.000	112	0.089
42	Randall Gelech (total)	RW	61	9	9	18	-10	35	2	3	0	1	3	2	1	1	0	1	1	3	0.333	88	0.102
	GR	RW	5	0	0	0	-1	2	0	0	0	0	0	0	0	0	0	0	0	0	0.000	6	0.000
	RCH	RW	56	9	9	18	-9	33	2	3	0	1	3	2	1	1	0	1	1	3	0.333	82	0.110
41	* Jacob Micflikier	LW	39	4	12	16	-2	12	2	2	0	0	3	0	0	0	0	0	3	5	0.600	48	0.083
25	Jordan Henry	D	69	4	12	16	-8	111	1	3	1	0	1	2	0	0	1	0	0	0	0.000	82	0.049
4	Rory Fitzpatrick	D	46	4	10	14	-25	37	3	9	0	0	1	0	0	0	0	0	0	0	0.000	71	0.056
15	Tanner Glass	LW	44	4	9	13	-4	100	0	0	0	1	0	1	0	0	0	0	0	0	0.000	65	0.062
12	Peter Aston	D	53	2	8	10	-10	24	1	2	0	0	0	2	0	0	0	0	0	0	0.000	81	0.025
2	* Michael Caruso	D	73	1	9	10	-10	66	0	0	0	1	0	0	0	0	0	0	0	0	0.000	41	0.024
32	Franklin MacDonald	D	61	1	8	9	1	28	0	0	1	1	0	0	0	0	0	0	0	1	0.000	57	0.018
17	Dan Collins	RW	56	5	2	7	-11	25	1	1	0	0	0	2	0	0	0	0	0	0	0.000	51	0.098
28	Cory Murphy	D	5	2	4	6	2	2	1	2	0	0	0	0	0	0	0	0	1	2	0.500	15	0.133
24	Matt Duffy	D	9	2	4	6	2	4	1	3	0	0	1	0	0	0	0	0	0	0	0.000	19	0.105
28	*Judd Blackwater (total)	C	21	4	1	5	1	9	2	0	0	0	1	1	0	0	0	0	1	2	0.500	20	0.200
	RFD	C	9	3	0	3	-1	9	2	0	0	0	1	1	0	0	0	1	1	1	1.000	9	0.333
	RCH	C	12	1	1	2	2	0	0	0	0	0	0	0	0	0	0	0	0	1	0.000	11	0.091
24	Ross Carlson (total)	LW	6	2	1	3	-4	2	0	0	0	0	0	0	0	0	1	0	1	1	1.000	13	0.154
	PEO	LW	3	1	0	1	-2	2	0	0	0	0	0	0	0	0	0	0	0	0	0.000	5	0.200
	RCH	LW	3	1	1	2	-2	0	0	0	0	0	0	0	0	0	1	0	1	1	1.000	8	0.125
18	* Andrew Sweetland	LW	48	1	2	3	-4	12	0	0	0	0	0	0	0	0	0	0	0	0	0.000	34	0.029
11	* Jarret Lukin	C	6	0	3	3	-2	0	0	0	0	0	0	0	0	0	0	0	0	0	0.000	6	0.000
23	Noah Welch	D	7	0	3	3	-2	10	0	1	0	0	0	0	0	0	0	0	0	0	0.000	14	0.000
27	Doug O'Brien	D	12	0	2	2	-11	8	0	1	0	0	0	0	0	0	0	0	0	0	0.000	31	0.000
9	* Mathieu (R.) Roy	LW	1	0	1	1	0	0	0	1	0	0	0	0	0	0	0	0	0	0	0.000	2	0.000
11	* Brady Calla	RW	8	0	1	1	0	9	0	0	0	0	0	0	0	0	0	0	0	0	0.000	5	0.000
33	Neil Clark	LW	8	0	1	1	-1	17	0	0	0	0	0	0	0	0	0	0	0	0	0.000	3	0.000
20	* Luke Beaverson	D	15	0	1	1	-3	21	0	0	0	0	0	0	0	0	0	0	0	0	0.000	3	0.000
23	Kevin Baker	RW	1	0	0	0	-1	0	0	0	0	0	0	0	0	0	0	0	0	0	0.000	0	0.000
16	Kyle Hagel	D	3	0	0	0	0	5	0	0	0	0	0	0	0	0	0	0	0	0	0.000	1	0.000
33	* Drew Paris	D	5	0	0	0	1	0	0	0	0	0	0	0	0	0	0	0	0	0	0.000	8	0.000
27	Brett Parnham	C	7	0	0	0	0	0	0	0	0	0	0	0	0	0	0	0	1	2	0.500	1	0.000
30	David Shantz	G	12	0	0	0	0	0	0	0	0	0	0	0	0	0	0	0	0	0	0.000	0	0.000
35	Tyler Plante	G	19	0	0	0	0	0	0	0	0	0	0	0	0	0	0	0	0	0	0.000	0	0.000
35	Chris Beckford-Tseu	G	22	0	0	0	0	0	0	0	0	0	0	0	0	0	0	0	0	0	0.000	0	0.000
29	Mike Brodeur	G	38	0	0	0	0	0	0	0	0	0	0	0	0	0	0	0	0	0	0.000	0	0.000
45	* Riley Emmerson	RW	42	0	0	0	-6	107	0	0	0	0	0	0	0	0	0	0	0	0	0.000	10	0.000
	BENCH		80	5				28														5	
	TOTALS		80	184	313	492	-209	1293	51	99	13	13	24	29	10	2	10	4	20	71	0.282	2142	0.084

NO	GOALTENDER	GP	MINS	W	L	SOL	SO	EN	GA	GAA	SOGP	SOW	SOL	SOGA	SOA	SO%	SA	SVS	SV%
29	Mike Brodeur	38	2,127	18	13	4	2	3	87	2.45	9	5	4	14	44	0.682	1,095	1,008	0.921
30	David Shantz	12	690	3	6	2	1	3	30	2.61	2	0	2	7	11	0.364	389	359	0.923
35	Tyler Plante	19	904	5	10	1	0	4	49	3.25	1	0	1	2	6	0.667	501	452	0.902
35	Chris Beckford-Tseu	22	1,112	3	14	1	0	2	73	3.94	1	0	1	1	4	0.750	551	478	0.868
	TOTALS	80	4,833	29	43	8	3	12	239	2.97	13	5	8	24	65	0.631	2,536	2,297	0.906

x - inactive, * - rookie



AMERKS ALL-TIME YEAR-BY-YEAR STATISTICS Record Book

2009-10 REGULAR SEASON PLAYER STATS

NO	NAME	POS	GP	G	A	PTS	+/-	PIM	PP	PPA	SHG	SHA	GW	FG	IG	OT	UA	EN	SOG	SOA	SGW	SO%	SH	SH%
10	Jamie Johnson	C	80	27	44	71	-7	24	6	16	0	1	3	2	5	0	0	2	1	5	0	0.200	139	0.194
12	Chris Taylor	C	80	17	44	61	-2	89	7	16	2	1	2	5	0	1	0	1	0	1	0	0.000	144	0.118
5	Clay Wilson	D	75	14	46	60	22	58	8	24	1	1	3	3	0	0	0	0	0	0	0	0.000	191	0.073
20	Jeff Taffe	LW	61	28	28	56	0	47	7	11	0	0	5	3	2	1	2	2	2	4	1	0.500	178	0.157
26	Michal Repik	RW	60	22	31	53	14	57	5	9	3	3	6	1	2	1	2	5	1	2	1	0.500	151	0.146
16	Mike York	LW	45	14	27	41	-3	8	8	12	0	1	1	3	5	0	1	1	2	4	1	0.500	77	0.182
32	* Evgeny Dadonov	LW	76	17	23	40	9	36	2	4	0	0	1	3	3	0	2	1	3	4	1	0.750	146	0.116
21	Graham Mink	RW	67	20	17	37	-3	86	8	7	0	0	5	5	2	0	1	0	0	1	0	0.000	166	0.120
34	David Brine	C	69	14	18	32	14	14	0	0	3	3	2	2	1	2	1	0	0	0	0	0.000	129	0.109
25	Jordan Henry	D	76	13	18	31	22	104	2	2	0	0	3	3	1	0	3	0	0	0	0	0.000	163	0.080
24	Daniel Steiner (total)	RW	28	6	14	20	-1	10	2	4	0	0	1	1	0	0	0	0	1	1	0	1.000	68	0.088
	ADK	RW	1	0	0	0	0	0	0	0	0	0	0	0	0	0	0	0	0	0	0	0.000	0	0.000
	RCH	RW	27	6	14	20	-1	10	2	4	0	0	1	1	0	0	0	0	1	1	0	1.000	68	0.088
14	Michael Duco	LW	59	9	10	19	-4	111	3	5	0	0	2	3	0	0	1	0	0	0	0	0.000	65	0.138
8	Keaton Ellerby	D	58	6	13	19	-2	34	3	6	0	0	0	1	2	0	0	1	0	0	0	0.000	60	0.100
3	Jason Garrison	D	38	3	16	19	13	33	3	6	0	2	1	0	2	0	0	0	0	0	0	0.000	102	0.029
15	* Victor Oreskovich	RW	34	6	9	15	2	18	1	1	0	0	0	1	0	0	0	0	0	0	0	0.000	60	0.100
19	* Shawn Matthias	C	27	6	7	13	4	12	1	2	1	0	0	1	0	0	0	0	0	0	0	0.000	43	0.140
18	Andrew Sweetland	LW	51	5	8	13	-4	10	0	0	0	0	2	1	0	0	0	0	0	0	0	0.000	44	0.114
2	Michael Caruso	D	67	1	10	11	4	42	0	0	0	0	0	0	0	0	0	0	0	0	0	0.000	61	0.016
23	* Maxime Gratchev (total)	LW	30	4	5	9	0	16	1	1	0	0	2	1	0	0	0	0	1	1	0	1.000	57	0.070
	BNG	LW	17	2	3	5	-1	10	1	0	0	0	1	1	0	0	0	0	0	0	0	0.000	38	0.053
	RCH	LW	13	2	2	4	1	6	0	1	0	0	1	0	0	0	0	0	1	1	0	1.000	19	0.105
22	Kenndal McArdle	LW	18	3	5	8	4	63	0	0	1	1	0	0	0	0	0	0	0	0	0	0.000	24	0.125
27	Jimmy Bonneau	LW	57	4	2	6	-3	187	1	0	0	0	1	2	0	0	0	0	0	0	0	0.000	31	0.129
11	* Brady Calla	RW	33	1	5	6	-7	14	0	0	0	0	1	0	0	0	0	0	0	0	0	0.000	30	0.033
45	John de Gray	D	41	1	5	6	-1	31	0	0	0	0	0	0	0	0	0	0	0	0	0	0.000	36	0.028
4	Rory Fitzpatrick	D	44	0	6	6	-1	37	0	0	0	0	0	0	0	0	0	0	0	0	0	0.000	59	0.000
7	Matt Duffy	D	11	1	4	5	-4	0	1	3	0	0	0	1	0	0	0	0	0	0	0	0.000	16	0.063
7	Ernie Hartlieb	LW	9	2	2	4	0	0	0	0	0	0	0	0	0	0	0	0	0	0	0	0.000	16	0.125
22	Mathieu Roy (total)	D	15	0	4	4	-7	32	0	1	0	0	0	0	0	0	0	0	0	0	0	0.000	25	0.000
	SYR	D	14	0	4	4	-7	32	0	1	0	0	0	0	0	0	0	0	0	0	0	0.000	25	0.000
	RCH	D	1	0	0	0	0	0	0	0	0	0	0	0	0	0	0	0	0	0	0	0.000	0	0.000
45	Nick Tamasky	C	5	3	0	3	1	7	0	0	0	0	0	1	0	0	0	0	0	0	0	0.000	7	0.429
31	* Alexander Salak	G	46	0	3	3	0	14	0	0	0	2	0	0	0	0	0	0	0	0	0	0.000	0	0.000
23	* Scott Hotham	D	9	2	0	2	1	6	0	0	0	0	0	0	1	0	0	0	0	0	0	0.000	10	0.200
24	Ville Koistinen	D	8	1	1	2	-3	4	0	1	0	0	0	0	0	0	0	0	0	0	0	0.000	12	0.083
17	Dylan Hunter	LW	10	1	1	2	-5	2	0	0	0	0	0	1	0	0	0	0	0	0	0	0.000	6	0.167
15	Daniel Tkaczuk	C	7	0	2	2	-1	4	0	0	0	0	0	0	0	0	0	0	0	0	0	0.000	2	0.000
28	* John Scott Dickson	LW	9	0	2	2	1	0	0	0	0	0	0	0	0	0	0	0	0	0	0	0.000	7	0.000
35	Tyler Plante	G	26	0	2	2	0	11	0	1	0	0	0	0	0	0	0	0	0	0	0	0.000	0	0.000
38	* Luke Beaverson	D	29	0	2	2	-2	22	0	0	0	0	0	0	0	0	0	0	0	0	0	0.000	12	0.000
33	Steve MacIntyre	LW	34	0	2	2	-2	86	0	0	0	0	0	0	0	0	0	0	0	0	0	0.000	14	0.000
22	David Schulz	D	4	0	1	1	0	2	0	0	0	0	0	0	0	0	0	0	0	0	0	0.000	4	0.000
11	Corey Syvret	D	4	0	1	1	-1	0	0	0	0	0	0	0	0	0	0	0	0	0	0	0.000	6	0.000
30	Chris Beckford-Tseu	G	6	0	1	1	0	0	0	0	0	0	0	0	0	0	0	0	0	0	0	0.000	0	0.000
17	Dan Collins	RW	1	0	0	0	0	2	0	0	0	0	0	0	0	0	0	0	0	0	0	0.000	1	0.000
28	* Jon Landry	D	1	0	0	0	1	0	0	0	0	0	0	0	0	0	0	0	0	0	0	0.000	0	0.000
28	Colt King	LW	2	0	0	0	-2	0	0	0	0	0	0	0	0	0	0	0	0	0	0	0.000	0	0.000
15	Jordan Fox	C	3	0	0	0	-2	0	0	0	0	0	0	0	0	0	0	0	0	0	0	0.000	0	0.000
23	Andrew Lord	C	3	0	0	0	0	17	0	0	0	0	0	0	0	0	0	0	0	0	0	0.000	1	0.000
17	* Carl Hudson	D	7	0	0	0	-3	16	0	0	0	0	0	0	0	0	0	0	0	0	0	0.000	5	0.000
29	Ryan Mior	G	7	0	0	0	0	0	0	0	0	0	0	0	0	0	0	0	0	0	0	0.000	0	0.000
28	* A.J. Thelen	D	9	0	0	0	-9	6	0	0	0	0	0	0	0	0	0	0	0	0	0	0.000	13	0.000
23	Peter Aston	D	17	0	0	0	-3	4	0	0	0	0	0	0	0	0	0	0	0	0	0	0.000	13	0.000
	BENCH		80	4				18															4	
	TOTALS		80	253	432	681	38	1352	68	131	11	15	40	43	27	4	14	14	11	23	4	0.478	2335	0.107

NO	GOALTENDER	GP	MINS	W	L	SOL	SO	EN	GA	GAA	SOGP	SOW	SOL	SOGA	SOA	SO%	SA	SVS	SV%
35	Tyler Plante	27	1487	12	12	1	3	3	66	2.66	2	1	1	1	8	0.875	767	701	0.914
31	* Alexander Salak	48	2557	29	14	0	1	2	123	2.89	3	3	0	6	15	0.600	1368	1245	0.910
29	Ryan Mior	7	416	3	4	0	0	2	21	3.03	0	0	0	0	0	0.000	227	206	0.907
29	* Alex Petizian	1	60	0	1	0	0	1	4	4.02	0	0	0	0	0	0.000	30	26	0.867
30	Chris Beckford-Tseu	6	296	0	4	0	0	1	23	4.66	0	0	0	0	0	0.000	175	152	0.869
	TOTALS	80	4816	44	35	1	4	9	237	2.95	5	4	1	7	23	0.696	2567	2330	0.908

x - inactive, * - rookie



AMERKS ALL-TIME YEAR-BY-YEAR STATISTICS

Record Book

2011-12 REGULAR SEASON PLAYER STATS

NO	NAME	POS	GP	G	A	PTS	+/-	PIM	PP	PPA	SHG	SHA	GW	FG	IG	OT	UA	EN	SOG	SOA	SGW	SO%	SH	SH%
22	* Phil Varone	C	76	11	41	52	17	42	3	9	2	2	2	3	1	0	0	0	3	4	2	0.750	120	9.2
38	Paul Szczechura	C	57	21	25	46	16	26	3	8	1	0	4	7	1	2	3	1	2	7	0	0.286	137	15.3
21	Derek Whitmore	LW	75	28	16	44	-1	25	8	5	0	0	3	6	4	0	3	0	1	7	0	0.143	241	11.6
71	* Marcus Foligno	LW	60	16	23	39	19	78	2	5	0	1	5	2	2	0	0	2	1	3	0	0.333	110	14.5
27	Mark Voakes	C	75	8	26	34	0	36	1	5	1	0	0	3	0	0	0	0	1	5	0	0.200	75	10.7
10	Colin Stuart	LW	51	13	19	32	3	32	3	4	1	0	2	1	1	0	0	0	0	3	0	0.000	147	8.8
3	T.J. Brennan	D	52	16	14	30	5	39	7	8	0	0	2	3	0	0	1	0	1	6	1	0.167	150	10.7
7	* Brayden McNabb	D	45	5	25	30	15	31	1	8	0	2	1	1	0	1	0	0	0	2	0	0.000	68	7.4
15	Evan Rankin	RW	35	15	14	29	9	12	3	1	1	0	0	1	3	0	2	1	0	1	0	0.000	72	20.8
11	Travis Turnbull	RW	63	12	15	27	4	117	3	2	0	1	0	2	2	0	1	0	0	1	0	0.000	102	11.8
54	* Zack Kassian	RW	30	15	11	26	4	31	2	6	1	0	1	3	2	0	0	0	2	4	0	0.500	94	16.0
4	Alex Biega	D	65	5	18	23	10	47	1	1	0	1	1	0	1	0	3	0	0	0	0	0.000	90	5.6
14	Corey Tropp	RW	27	9	13	22	1	46	1	4	0	0	0	2	0	0	0	0	1	4	0	0.250	60	15.0
20	Nick Crawford	D	70	6	16	22	-2	26	2	7	0	0	1	2	0	0	0	0	0	2	0	0.000	82	7.3
83	Jacob Lagace	LW	58	10	10	20	2	25	0	2	0	0	1	1	0	0	1	0	1	4	0	0.250	65	15.4
29	Maxime Legault	RW	62	8	9	17	0	19	0	0	1	2	0	1	0	0	1	1	0	0	0	0.000	95	8.4
26	Shaone Morrisonn	D	65	4	11	15	-1	44	2	3	0	0	1	2	0	0	0	0	0	0	0	0.000	83	4.8
72	Luke Adam	C	27	4	9	13	-2	18	0	3	0	1	2	0	0	0	0	0	0	2	0	0.000	80	5.0
44	Drew Schiestel	D	43	2	10	12	-3	12	1	4	0	1	1	0	0	1	0	0	0	0	0	0.000	47	4.3
23	* Shawn Szydlowski	RW	53	0	8	8	-7	21	0	0	0	0	0	0	0	0	0	0	1	3	1	0.333	41	0.0
8	Dennis Persson	D	39	3	4	7	-5	10	3	1	0	0	2	0	1	0	0	0	0	1	0	0.000	43	7.0
24	* Jonathan Parker	RW	37	3	3	6	-14	6	1	1	0	0	1	0	1	0	0	0	4	4	1	1.000	36	8.3
2	* Joe Finley	D	57	1	5	6	7	143	0	0	0	0	0	1	0	0	0	0	0	0	0	0.000	46	2.2
18	Igor Gongalsky (total)	LW	50	2	2	4	-12	107	0	0	1	1	0	0	0	0	0	0	1	2	1	0.500	62	3.2
	POR	LW	13	0	1	1	-2	29	0	0	0	0	0	0	0	0	0	0	0	0	0	0.000	15	0.0
	RCH	LW	37	2	1	3	-10	78	0	0	1	1	0	0	0	0	0	0	1	2	1	0.500	47	4.3
19	Michael Ryan	LW	8	1	3	4	1	19	0	2	0	0	0	0	0	0	0	0	0	0	0	0.000	13	7.7
5	* Corey Fienhage	D	20	0	4	4	2	20	0	0	0	0	0	0	0	0	0	0	0	0	0	0.000	12	0.0
47	* Matt MacKenzie	D	20	0	4	4	-1	16	0	0	0	0	0	0	0	0	0	0	0	0	0	0.000	16	0.0
45	* Riley Boychuk	LW	26	0	2	2	0	18	0	0	0	0	0	0	0	0	0	0	0	0	0	0.000	17	0.0
33	David Leggio	G	54	0	2	2	0	4	0	1	0	1	0	0	0	0	0	0	0	0	0	0.000	0	0.0
17	* Brock Matheson	D	3	0	1	1	-1	4	0	0	0	0	0	0	0	0	0	0	0	0	0	0.000	2	0.0
16	* Brian Flynn	RW	5	0	1	1	-2	2	0	0	0	0	0	0	0	0	0	0	0	0	0	0.000	8	0.0
25	* Scott Campbell	LW	1	0	0	0	0	0	0	0	0	0	0	0	0	0	0	0	0	0	0	0.000	0	0.0
15	x Chris Clackson	LW	1	0	0	0	0	0	0	0	0	0	0	0	0	0	0	0	0	0	0	0.000	1	0.0
16	* Kyle Ostrow	RW	2	0	0	0	0	0	0	0	0	0	0	0	0	0	0	0	0	0	0	0.000	3	0.0
17	* Ryan Grimshaw	D	3	0	0	0	3	2	0	0	0	0	0	0	0	0	0	0	0	0	0	0.000	1	0.0
16	* Maury Edwards (tot)	D	4	0	0	0	-3	0	0	0	0	0	0	0	0	0	0	0	0	0	0	0.000	2	0.0
	PEO	D	3	0	0	0	-1	0	0	0	0	0	0	0	0	0	0	0	0	0	0	0.000	2	0.0
	RCH	D	1	0	0	0	-2	0	0	0	0	0	0	0	0	0	0	0	0	0	0	0.000	0	0.0
12	* Kyle Bailey	C	5	0	0	0	-3	4	0	0	0	0	0	0	0	0	0	0	0	0	0	0.000	5	0.0
17	Rob Bordson	F	8	0	0	0	1	2	0	0	0	0	0	0	0	0	0	0	0	0	0	0.000	7	0.0
31	Drew MacIntyre	G	23	0	0	0	0	0	0	0	0	0	0	0	0	0	0	0	0	0	0	0.000	0	0.0
	BENCH		76	6				12															6	
	TOTALS		76	224	363	581	65	1067	47	90	9	13	30	41	19	4	15	5	19	65	6	0.292	2222	0.098

NO	GOALTENDER	GP	MINS	W	L	SOL	SO	EN	GA	GAA	SOGP	SOW	SOL	SOGA	SOA	SO%	SA	SVS	SV%	
33	David Leggio	54	3243:16	28	24	2	2	0	142	2.63	8	6	2	10	50	0.800	1721	1579	0.917	
31	Drew MacIntyre	23	1375:03	8	12	2	1	2	73	3.19	2	0	2	7	16	0.563	725	652	0.899	
	EMPTY NET		18:05						2								2			
	TOTALS	76	4636:24	36	36	4	3	2	217	2.81	10	6	4	17	66	0.742	2448	2231	0.911	

x - inactive, * - rookie



AMERKS ALL-TIME YEAR-BY-YEAR STATISTICS

Record Book

2012-13 REGULAR SEASON PLAYER STATS

NO	NAME	POS	GP	G	A	PTS	+/-	PIM	PP	PPA	SHG	SHA	GW	FG	IG	OT	UA	EN	SOG	SOA	SGW	SO%	SH	SH%
25	Mark Mancari	RW	76	22	39	61	-9	68	7	18	1	1	4	3	1	0	2	1	4	7	1	0.571	279	7.9
12	Kevin Porter	C	48	15	29	44	8	38	3	8	1	1	2	2	5	0	0	0	1	0	0.000	83	18.1	
26	* Johan Larsson (total)	C	69	16	25	41	-2	40	6	7	1	2	4	3	1	1	1	2	4	7	3	0.571	99	16.2
	HOU	C	62	15	22	37	0	38	6	6	1	1	4	3	1	1	1	2	2	4	1	0.500	89	16.9
	RCH	C	7	1	3	4	-2	2	0	1	0	1	0	0	0	0	0	0	2	3	2	0.667	10	10.0
72	Luke Adam	C	67	15	22	37	-10	57	6	9	0	0	1	3	1	0	0	0	0	2	1	0.000	141	10.6
7	Brayden McNabb	D	62	5	31	36	-1	50	4	13	0	3	1	2	0	0	0	0	0	2	0	0.000	111	4.5
3	T.J. Brennan	D	36	14	21	35	-4	57	7	12	2	1	1	1	3	0	0	0	2	4	1	0.500	132	10.6
22	Phil Varone	C	62	11	24	35	-3	42	4	6	1	4	2	1	2	1	2	1	2	6	0	0.333	101	10.9
10	* Brian Flynn	RW	45	16	16	32	-3	18	6	6	0	2	2	5	0	0	1	1	1	3	1	0.333	99	16.2
15	Evan Rankin	RW	48	14	17	31	-10	20	5	6	0	0	1	2	4	0	0	0	0	0	0	0.000	86	16.3
71	Marcus Foligno	LW	33	10	17	27	7	38	3	6	0	0	3	0	0	1	0	0	2	4	0	0.500	77	13.0
74	Nick Tarnasky	LW	74	16	10	26	-21	138	5	1	0	0	2	4	1	0	1	0	0	1	0	0.000	114	14.0
4	Alex Biega	D	72	5	20	25	-4	59	0	0	1	0	1	0	0	0	0	0	3	4	3	0.750	101	5.0
32	Rick Schofield	C	58	7	16	23	1	12	0	0	0	1	3	3	0	0	0	0	1	3	0	0.333	89	7.9
19	Cody Hodgson	C	19	5	14	19	-3	10	2	9	1	0	1	1	1	0	0	0	1	3	1	0.333	50	10.0
20	Nick Crawford	D	53	5	14	19	-1	18	4	5	1	1	1	0	1	0	0	1	0	1	0	0.000	64	7.8
29	Maxime Legault	RW	60	11	7	18	2	26	1	0	2	1	2	2	2	0	1	0	0	0	0	0.000	88	12.5
13	* Mark Pysyk	D	57	4	14	18	8	20	0	8	0	0	0	1	0	0	0	0	0	0	0	0.000	67	6.0
28	* Zemgus Girgensons	LW	61	6	11	17	-7	28	1	2	1	0	0	2	0	0	0	0	0	0	0	0.000	91	6.6
11	Patrick Rissmiller (total)	LW	31	3	12	15	1	10	3	5	0	0	0	2	0	0	1	0	1	4	0	0.250	43	7.0
	WOR	LW	6	0	2	2	-2	2	0	0	0	0	0	0	0	0	0	0	0	1	0	0.000	7	0.0
	RCH	LW	25	3	10	13	3	8	3	5	0	0	0	2	0	0	1	0	1	3	0	0.333	36	8.3
92	* Kevin Sundher	C	38	4	9	13	-4	26	0	0	0	0	1	1	1	0	0	0	0	0	0	0.000	26	15.4
37	Matt Ellis	LW	32	7	5	12	6	6	2	1	1	0	1	2	2	0	0	1	0	0	0	0.000	75	9.3
8	Cody McCormick	C	25	6	5	11	-8	42	2	3	1	0	1	2	1	0	0	0	0	1	0	0.000	46	13.0
91	* Frederick Roy	LW	64	8	2	10	-3	62	0	0	0	0	0	3	0	0	0	1	0	0	0	0.000	56	14.3
55	x Adam Pardy	D	21	2	7	9	1	22	0	1	0	1	1	0	0	0	0	0	0	0	0	0.000	20	10.0
34	* Jerome Gauthier-Leduc	D	48	3	4	7	-9	8	0	1	0	0	1	0	1	0	0	0	0	0	0	0.000	50	6.0
24	Jonathan Parker	RW	28	3	2	5	1	11	0	0	0	0	0	0	0	0	0	0	0	3	0	0.000	21	14.3
2	Joe Finley	D	36	1	4	5	3	81	0	0	0	0	0	1	0	0	0	0	0	0	0	0.000	24	4.2
14	Corey Tropp	RW	6	2	2	4	-1	7	0	0	0	0	0	1	0	0	0	0	1	1	0	1.000	10	20.0
47	Matt MacKenzie	D	30	0	4	4	-1	66	0	0	0	2	0	0	0	0	0	0	0	0	0	0.000	29	0.0
43	* Dan Catenacci	LW	2	1	2	3	3	0	0	0	0	0	1	0	0	0	0	0	0	0	0	0.000	6	16.7
17	* Colin Jacobs	C	11	1	2	3	0	0	0	0	0	0	0	0	0	0	0	0	3	4	1	0.750	9	11.1
44	Drew Schiestel	D	35	1	2	3	2	16	0	0	0	0	0	0	0	0	0	0	0	0	0	0.000	26	3.8
16	* Nick Bailen	D	9	0	3	3	-5	0	0	2	0	0	0	0	0	0	0	0	0	0	0	0.000	18	0.0
18	* Jason Beattie	D	1	0	1	1	2	5	0	0	0	0	0	0	0	0	0	0	0	0	0	0.000	2	0.0
49	* Connor Knapp	G	7	0	1	1	0	0	0	1	0	0	0	0	0	0	0	0	0	0	0	0.000	0	0.0
38	Michael Wilson (total)	D	10	0	1	1	1	10	0	0	0	0	0	0	0	0	0	0	0	0	0	0.000	10	0.0
	WOR	D	10	0	1	1	1	10	0	0	0	0	0	0	0	0	0	0	0	0	0	0.000	10	0.0
39	Matt Hackett (total)	G	46	0	1	1	0	10	0	0	0	1	0	0	0	0	0	0	0	0	0	0.000	0	0.0
	HOU	G	43	0	0	0	0	10	0	0	0	0	0	0	0	0	0	0	0	0	0	0.000	0	0.0
	RCH	G	3	0	1	1	0	0	0	0	0	1	0	0	0	0	0	0	0	0	0	0.000	0	0.0
16	Hunter Bishop	LW	1	0	0	0	0	0	0	0	0	0	0	0	0	0	0	0	0	0	0	0.000	0	0.0
5	* Corey Fienhage	D	3	0	0	0	0	0	0	0	0	0	0	0	0	0	0	0	0	0	0	0.000	1	0.0
83	Jacob Lagace	LW	4	0	0	0	-1	2	0	0	0	0	0	0	0	0	0	0	0	0	0	0.000	3	0.0
31	* Nathan Liewuen	G	4	0	0	0	0	2	0	0	0	0	0	0	0	0	0	0	0	0	0	0.000	0	0.0
23	Shawn Szydlowski	RW	7	0	0	0	-3	4	0	0	0	0	0	0	0	0	0	0	0	1	0	0.000	5	0.0
33	David Leggio	G	64	0	0	0	0	8	0	0	0	0	0	0	0	0	0	0	0	0	0	0.000	0	0.0
	BENCH		76	10				16															10	
	TOTALS		76	234	391	615	-66	1093	65	124	13	20	33	44	26	2	8	6	23	56	10	0.411	2256	0.100
	NO	GOALTENDER	GP	MINS	W	L	SOL	SO	EN	GA	GAA	SOGP	SOW	SOL	SOGA	SOA	SO%	SA	SVS	SV%				
33	David Leggio		64	3799:30	38	24	1	4	8	162	2.56	10	9	1	11	54	0.796	2119	1957	0.924				
39	Matt Hackett (total)		46	2758:54	22	20	3	0	9	119	2.59	9	6	3	12	41	0.707	1332	1213	0.911				
	HOU		43	2574:02	19	20	3	0	9	114	2.66	8	5	3	12	38	0.684	1222	1108	0.907				
	RCH		3	184:52	3	0	0	0	0	5	1.62	1	1	0	0	3	1.000	110	105	0.955				
31	* Nathan Liewuen		4	204:02	1	2	0	1	0	9	2.65	0	0	0	0	0	0.000	111	102	0.919				
49	* Connor Knapp		7	413:25	1	6	0	0	1	23	3.34	0	0	0	0	0	0.000	214	191	0.893				
	Empty Net			30:35						9								9						
	TOTALS		76	4632:24	43	32	1	5	9	208	2.69	11	10	1	11	57	0.807	2563	2355	0.919				

x - inactive, * - rookie



AMERKS ALL-TIME YEAR-BY-YEAR STATISTICS

Record Book

2013-14 REGULAR SEASON PLAYER STATS

NO	NAME	POS	GP	G	A	PTS	+/-	PIM	PP	PPA	SHG	SHA	GW	FG	IG	OT	UA	EN	SOG	SOA	SGW	SO%	SH	SH%
22	Phil Varone	C	69	18	43	61	-1	58	1	23	0	1	5	4	0	2	3	2	2	8	1	0.250	186	9.7
19	Luke Adam	LW	59	29	20	49	-1	48	16	8	0	0	7	7	3	0	2	3	0	3	0	0.000	153	19.0
8	Nick Deslauriers (total)	LW	65	19	23	42	3	85	2	10	0	0	3	0	1	1	1	1	0	1	0	0.000	230	8.3
	MCH	LW	60	18	21	39	3	76	2	8	0	0	3	0	1	1	1	1	0	1	0	0.000	217	8.3
	RCH	LW	5	1	2	3	0	9	0	2	0	0	0	0	0	0	0	0	0	0	0	0.000	13	7.7
26	Johan Larsson	C	51	15	26	41	7	75	5	10	0	0	2	4	2	0	0	0	2	5	0	0.400	117	12.8
49	Jamie Tardif	RW	51	18	19	37	-6	28	9	9	1	0	4	4	3	0	1	1	0	4	0	0.000	154	11.7
21	Kevin Porter	C	50	19	17	36	-8	24	7	8	0	0	4	4	1	0	2	0	2	2	0	1.000	91	20.9
48	Linus Omark (total)	LW	29	14	15	29	-7	18	5	6	0	0	3	2	2	1	3	0	0	4	0	0.000	59	23.7
	OKC	LW	29	14	15	29	-7	18	5	6	0	0	3	2	2	1	3	0	0	4	0	0.000	59	23.7
12	Mike Zigomanis	C	50	12	17	29	0	32	2	5	1	0	3	3	2	0	2	1	1	4	0	0.250	115	10.4
7	Brayden McNabb	D	38	7	22	29	9	45	4	15	0	0	1	1	2	0	0	0	0	1	0	0.000	84	8.3
5	* Chad Ruhwedel	D	47	4	24	28	-1	22	3	12	0	0	1	0	0	0	1	0	0	0	0	0.000	77	5.2
33	* Joel Armia	RW	54	7	20	27	-6	30	0	8	0	0	1	1	0	0	0	0	2	4	0	0.500	110	6.4
46	Brayden Irwin (total)	C	50	7	18	25	5	21	2	2	0	0	1	2	1	0	1	0	0	1	0	0.000	92	7.6
	UTI	C	5	0	0	0	-2	0	0	0	0	0	0	0	0	0	0	0	0	0	0	0.000	0	0.0
	RCH	C	45	7	18	25	7	21	2	2	0	0	1	2	1	0	1	0	0	1	0	0.000	92	7.6
18	Colton Gillies	LW	65	9	14	23	5	49	3	1	0	0	2	1	0	0	1	1	0	0	0	0.000	84	10.7
43	* Dan Catenacci	LW	76	10	10	20	-6	32	1	0	0	0	3	2	0	0	0	1	4	1	0	0.250	86	11.6
55	* Rasmus Ristolainen	D	34	6	14	20	-2	22	4	6	1	0	0	0	0	0	1	1	0	0	0	0.000	66	9.1
92	Kevin Sundher	C	60	6	14	20	-1	25	0	3	0	0	0	0	1	0	0	0	0	0	0	0.000	56	10.7
11	* Tim Schaller	LW	72	11	7	18	-7	36	2	0	0	0	1	2	2	0	0	0	0	1	0	0.000	93	11.8
20	Nick Crawford	D	63	5	13	18	5	28	3	3	0	0	0	3	1	0	0	0	0	1	0	0.000	58	8.6
91	Frederick Roy	LW	53	8	4	12	5	124	0	0	0	0	0	1	2	0	1	1	0	1	0	0.000	51	15.7
3	Mark Pysyk	D	31	1	11	12	5	28	1	4	0	0	0	0	0	0	0	0	0	0	0	0.000	37	2.7
37	Matt Ellis	LW	25	5	5	10	-7	10	3	0	0	0	0	2	1	0	0	0	1	1	1	1.000	48	10.4
34	Jerome Gauthier-Leduc	D	51	3	7	10	-15	22	1	2	0	0	1	0	1	0	0	0	0	0	0	0.000	62	4.8
17	Matt MacKenzie	D	64	2	8	10	11	84	0	0	0	0	0	0	0	0	0	0	0	0	0	0.000	54	3.7
46	Rostislav Klesla (total)	D	21	3	6	9	8	16	0	1	0	0	1	1	0	0	0	0	0	0	0	0.000	23	13.0
	POR	D	21	3	6	9	8	16	0	1	0	0	1	1	0	0	0	0	0	0	0	0.000	23	13.0
29	Alex Hutchings	RW	51	5	3	8	-11	31	0	0	0	0	1	0	1	0	0	0	0	0	0	0.000	61	8.2
52	Alexander Sulzer	D	10	2	5	7	-2	2	1	4	0	0	0	0	2	0	0	1	0	0	0	0.000	11	18.2
4	Drew Bagnall	D	51	0	6	6	-5	88	0	0	0	0	0	0	0	0	0	0	0	0	0	0.000	51	0.0
27	Patrick Kaleta	RW	7	1	3	4	0	2	0	0	1	0	0	1	0	0	1	0	0	0	0	0.000	9	11.1
2	Nick Petrecki (total)	D	49	1	3	4	-13	82	0	0	0	0	0	0	0	0	0	0	0	0	0	0.000	67	1.5
	WOR	D	35	1	2	3	-13	54	0	0	0	0	0	0	0	0	0	0	0	0	0	0.000	55	1.8
	RCH	D	14	0	1	1	0	28	0	0	0	0	0	0	0	0	0	0	0	0	0	0.000	12	0.0
25	* Mikhail Grigorenko	C	9	0	4	4	1	0	0	2	0	0	0	0	0	0	0	0	0	1	0	0.000	16	0.0
45	Nick Tuzzolino	D	36	1	2	3	-10	43	0	1	0	0	0	0	0	0	0	0	0	0	0	0.000	33	3.0
24	x Blake Kessel (total)	D	11	0	2	2	-7	4	0	1	0	0	0	0	0	0	0	0	0	0	0	0.000	8	0.0
	RFD	D	3	0	0	0	-2	0	0	0	0	0	0	0	0	0	0	0	0	0	0	0.000	1	0.0
	RCH	D	8	0	2	2	-5	4	0	1	0	0	0	0	0	0	0	0	0	0	0	0.000	7	0.0
17	* Colin Jacobs	C	24	0	2	2	-7	29	0	0	0	0	0	0	0	0	0	0	2	3	0	0.667	24	0.0
54	* Brandon MacLean	C	7	1	0	1	0	4	0	0	0	0	0	0	0	0	0	0	0	0	0	0.000	6	16.7
1	* Andrey Makarov	G	10	0	1	1	0	2	0	0	0	0	0	0	0	0	0	0	0	0	0	0.000	0	0.0
24	Jonathan Parker	RW	11	0	1	1	1	0	0	0	0	0	0	0	0	0	0	0	0	0	0	0.000	9	0.0
31	* Nathan Lieuwen	G	32	0	1	1	0	0	0	0	0	0	0	0	0	0	0	0	0	0	0	0.000	0	0.0
35	* Mark Guggenberger	G	1	0	0	0	0	0	0	0	0	0	0	0	0	0	0	0	0	0	0	0.000	0	0.0
14	* Justin Kea	C	1	0	0	0	0	0	0	0	0	0	0	0	0	0	0	0	0	0	0	0.000	0	0.0
42	* Ryan Grimshaw	D	2	0	0	0	0	0	0	0	0	0	0	0	0	0	0	0	0	0	0	0.000	1	0.0
41	* Connor Knapp	G	3	0	0	0	0	0	0	0	0	0	0	0	0	0	0	0	0	0	0	0.000	0	0.0
16	* Luka Vidmar	D	6	0	0	0	-5	6	0	0	0	0	0	0	0	0	0	0	0	0	0	0.000	3	0.0
15	* Johnny McGuire	RW	7	0	0	0	0	40	0	0	0	0	0	0	0	0	0	0	0	0	0	0.000	2	0.0
44	* Alex Lepkowski	D	8	0	0	0	0	0	0	0	0	0	0	0	0	0	0	0	0	0	0	0.000	1	0.0
30	Matt Hackett	G	33	0	0	0	0	20	0	0	0	0	0	0	0	0	0	0	0	0	0	0.000	0	0.0
	BENCH		76	3				14															3	
	TOTALS		76	216	366	579	-50	1165	68	129	4	1	34	43	27	2	16	11	13	44	3	0.295	2136	0.100

NO	GOALTENDER	GP	MINS	W	L	SOL	SO	EN	GA	GAA	SOGP	SOW	SOL	SOGA	SOA	SO%	SA	SVS	SV%		
35	* Mark Guggenberger	1	65:00	0	0	1	0	0	1	0.92	1	0	1	3	10	0.700	42	41	0.976		
1	* Andrey Makarov	10	601:06	7	3	0	0	2	22	2.20	1	1	0	0	3	1.000	302	280	0.927		
31	* Nathan Lieuwen	32	1795:48	17	11	2	2	2	70	2.34	2	0	2	4	10	0.600	900	830	0.922		
30	Matt Hackett	33	1952:11	13	17	2	0	3	100	3.07	4	2	2	8	22	0.636	980	880	0.898		
41	* Connor Knapp	3	178:20	0	3	0	0	0	12	4.04	0	0	0	0	0	0.000	97	85	0.876		
	Empty Net		25:05						7											7	
	TOTALS	76	4617:30	37	34	5	2	7	212	2.75	8	3	5	15	45	0.667	2328	2116	0.909		

x - inactive, * - rookie



AMERKS ALL-TIME YEAR-BY-YEAR STATISTICS

Record Book

2014-15 REGULAR SEASON PLAYER STATS

NO	NAME	POS	GP	G	A	PTS	+/-	PIM	PP	PPA	SHG	SHA	GW	FG	IG	OT	UA	EN	SOG	SOA	SGW	SO%	SH	SH%
22	Phil Varone	C	55	15	29	44	-7	22	5	10	0	1	2	2	2	1	0	0	0	1	0	0.0	120	12.5
11	Tim Schaller	C	65	15	28	43	3	116	4	4	1	2	1	1	0	0	1	1	0	1	0	0.0	169	8.9
26	Johan Larsson	LW	44	15	25	40	12	38	3	11	0	0	1	0	0	0	0	1	0	2	0	0.0	116	12.9
25	Mikhail Grigorenko	C	43	14	22	36	-5	27	1	9	0	0	2	1	1	0	1	1	0	3	0	0.0	101	13.9
5	Chad Ruhwedel	D	72	10	26	36	-6	22	8	10	0	0	3	0	1	1	0	0	0	1	0	0.0	167	6.0
43	Dan Catenacci	RW	68	15	14	29	-7	60	2	1	0	0	3	2	1	0	2	1	0	1	0	0.0	99	15.2
29	* Jake McCabe	D	57	5	24	29	-3	50	3	4	0	0	0	1	0	0	0	0	0	0	0	0.0	83	6.0
21	Zac Dalpe	RW	44	16	12	28	-7	0	3	2	1	1	1	2	3	0	1	0	2	2	2	100.0	135	11.9
46	Brayden Irwin	RW	50	14	12	26	-2	22	4	4	0	0	1	0	1	0	1	1	0	0	0	0.0	118	11.9
19	Jerry D'Amigo (total)	LW	59	9	17	26	-4	47	1	2	0	1	1	0	1	0	0	1	0	0	0	0.0	93	9.7
	SPR	LW	28	3	4	7	-4	26	1	1	0	0	1	0	0	0	0	0	0	0	0	0.000	36	8.3
	RCH	LW	31	6	13	19	0	21	0	1	0	1	0	0	1	0	0	1	0	0	0	0.000	57	10.5
33	Joel Armia	RW	33	10	15	25	3	39	2	4	2	0	1	3	1	0	2	1	0	2	0	0.0	78	12.8
34	Jerome Leduc	D	76	6	19	25	-10	59	2	5	1	1	1	0	1	0	0	0	1	1	0	100.0	130	4.6
28	* William Carrier	LW	63	7	14	21	1	38	0	0	0	1	0	2	0	0	0	0	0	0	0	0.0	80	8.8
19	Luke Adam	C	27	8	12	20	-13	24	2	5	0	0	2	1	1	0	0	0	0	0	0	0.0	61	13.1
3	Mark Pysyk	D	54	3	14	17	-2	32	0	4	0	0	0	3	0	0	1	0	0	0	0	0.0	76	3.9
38	Brodie Reid (total)	RW	43	9	6	15	-10	8	2	1	0	0	3	1	1	0	1	1	0	1	0	0.0	71	12.7
	STJ	RW	1	0	0	0	-2	0	0	0	0	0	0	0	0	0	0	0	0	0	0	0.000	1	0.0
	ADK	RW	11	3	2	5	-2	2	2	1	0	0	1	0	1	0	0	1	0	0	0	0.000	24	12.5
	RCH	RW	31	6	4	10	-6	6	0	0	0	2	1	0	0	0	1	0	0	1	0	0.000	46	13.0
15	Evan Rankin	RW	32	8	7	15	4	8	1	2	0	0	2	3	0	1	1	0	0	1	0	0.0	42	19.0
37	Matt Ellis	LW	38	7	6	13	-6	2	3	0	0	0	0	0	0	0	0	0	0	0	0	0.0	65	10.8
4	Drew Bagnall	D	41	3	9	12	1	62	0	0	0	1	0	1	0	0	0	1	0	0	0	0.0	31	9.7
52	* Brady Austin	D	66	1	9	10	-16	31	0	1	1	0	1	0	0	0	0	0	0	0	0	0.0	88	1.1
24	* Allan McPherson	C	44	3	5	8	-13	4	1	0	0	0	1	1	0	0	0	0	0	0	0	0.0	50	6.0
18	* Jordan Samuels-Thomas	LW	63	3	5	8	-18	70	1	0	0	0	0	1	0	0	1	0	0	0	0	0.0	64	4.7
47	Matt MacKenzie	D	47	2	4	6	-1	77	0	0	0	0	1	0	0	1	0	0	0	0	0	0.0	39	5.1
92	Kevin Sundher	LW	31	1	4	5	-5	12	0	1	0	0	0	1	0	0	0	0	0	1	0	0.0	26	3.8
42	* Jayden Hart	RW	11	4	0	4	-3	7	0	0	0	0	0	1	0	0	1	0	0	0	0	0.0	21	19.0
16	Akim Aliu	RW	10	3	1	4	-2	51	0	0	0	0	1	0	0	0	0	0	0	0	0	0.0	13	23.1
10	Justin Mercier	LW	16	2	2	4	-5	8	0	1	0	0	0	0	2	0	0	1	0	0	0	0.0	34	5.9
55	Michael Pelech	C	10	1	3	4	4	21	0	0	0	0	0	0	0	0	0	0	0	0	0	0.0	5	20.0
32	* Sam Reinhart	C	3	0	3	3	0	0	0	2	0	0	0	0	0	0	0	0	0	0	0	0.0	5	0.0
14	* Justin Kea	C	26	2	0	2	-6	56	0	0	0	0	0	0	0	0	1	0	0	0	0	0.0	15	13.3
17	Colin Jacobs	C	9	1	1	2	-2	19	0	0	0	0	1	0	0	0	0	0	0	0	0	0.0	6	16.7
45	Nick Tuzzolino (total)	D	14	0	2	2	3	27	0	0	0	0	0	0	0	0	0	0	0	0	0	0.0	9	0.0
	UTI	D	1	0	0	0	0	0	0	0	0	0	0	0	0	0	0	0	0	0	0	0.000	0	0.0
	BNG	D	10	0	1	1	2	23	0	0	0	0	0	0	0	0	0	0	0	0	0	0.000	8	0.0
	RCH	D	3	0	1	1	1	4	0	0	0	0	0	0	0	0	0	0	0	0	0	0.000	1	0.0
2	Nick Petrecki	D	19	0	2	2	-1	56	0	0	0	1	0	0	0	0	0	0	0	0	0	0.0	14	0.0
16	Matt Pelech	D	39	0	2	2	-5	80	0	0	0	0	0	0	0	0	0	0	0	0	0	0.0	34	0.0
49	Matt Tassone	C	3	1	0	1	-1	7	0	0	0	0	0	1	0	0	0	0	0	0	0	0.0	3	33.3
27	*Curtis Leonard	D	1	0	1	1	0	0	0	0	0	0	0	0	0	0	0	0	0	0	0	0.0	1	0.0
48	Cameron Burt	D	3	0	1	1	-1	2	0	1	0	0	0	0	0	0	0	0	0	0	0	0.0	1	0.0
48	Eric Cornel	C	6	0	1	1	-2	0	0	1	0	0	0	0	0	0	0	0	0	0	0	0.0	13	0.0
8	* Matt Garbowsky	C	8	0	1	1	-3	0	0	0	0	0	0	0	0	0	0	0	0	0	0	0.0	10	0.0
49	* Matt Prapavessis	D	10	0	1	1	-3	2	0	1	0	0	0	0	0	0	0	0	0	0	0	0.0	8	0.0
1	* Andrey Makarov	G	39	0	1	1	0	2	0	0	0	1	0	0	0	0	0	0	0	0	0	0.0	0	0.0
40	*Travis Fullerton	G	1	0	0	0	0	0	0	0	0	0	0	0	0	0	0	0	0	0	0	0.0	0	0.0
35	*Sam Marotta	G	1	0	0	0	0	0	0	0	0	0	0	0	0	0	0	0	0	0	0	0.0	0	0.0
44	*Steven Shamanski	D	1	0	0	0	0	0	0	0	0	0	0	0	0	0	0	0	0	0	0	0.0	0	0.0
54	Brycen Martin	D	2	0	0	0	-2	0	0	0	0	0	0	0	0	0	0	0	0	0	0	0.0	0	0.0
40	*Pat Nagle (total)	G	5	0	0	0	0	0	0	0	0	0	0	0	0	0	0	0	0	0	0	0.0	0	0.0
	RCH	G	2	0	0	0	0	0	0	0	0	0	0	0	0	0	0	0	0	0	0	0.000	0	0.0
	GR	G	2	0	0	0	0	0	0	0	0	0	0	0	0	0	0	0	0	0	0	0.000	0	0.0
	UTI	G	1	0	0	0	0	0	0	0	0	0	0	0	0	0	0	0	0	0	0	0.000	0	0.0
35	Anthony Peters	G	7	0	0	0	0	0	0	0	0	0	0	0	0	0	0	0	0	0	0	0.0	0	0.0
30	Matt Hackett	G	16	0	0	0	0	2	0	0	0	0	0	0	0	0	0	0	0	0	0	0.0	0	0.0
31	Nathan Liewuen	G	16	0	0	0	0	2	0	0	0	0	0	0	0	0	0	0	0	0	0	0.0	0	0.0
23	* Jack Nevins (total)	LW	45	0	0	0	-13	98	0	0	0	0	0	0	0	0	0	0	0	0	0	0.0	24	0.0
	HAM	LW	32	0	0	0	-8	88	0	0	0	0	0	0	0	0	0	0	0	0	0	0.000	13	0.0
	RCH	LW	13	0	0	0	-5	10	0	0	0	0	0	0	0	0	0	0	0	0	0	0.000	11	0.0
	BENCH		76	2				18															2	
	TOTALS		76	209	353	560	-139	1189	45	84	6	10	27	27	16	4	13	10	3	17	2	0.176	2238	0.093

NO	GOALTENDER	GP	MINS	W	L	OT	SO	EN	GA	GAA	SOGP	SOW	SOL	SOGA	SOA	SO%	SA	SVS	SV%
30	Matt Hackett	16	934:06	8	5	3	0	2	43	2.76	1	0	1	2	6	0.667	446	403	0.904
1	* Andrey Makarov	39	2209:21	16	18	3	3	6	107	2.91	1	1	0	0	4	1.000	1121	1014	0.905
40	Pat Nagle (total)	5	255:04	1	3	0	0	2	13	3.06	0	0	0	0	0	0.000	142	129	0.908
	GR	2	77:13	1	0	0	0	1	0	0.78	0	0	0	0	0	0.000	35	34	0.971
	UTI	1	58:42	0	1	0	0	1	3	3.07	0	0	0	0	0	0.000	28	25	0.893
	RCH	2	119:09	0	2	0	0	1	9	4.53	0	0	0	0	0	0.000	79	70	0.886
40	*Travis Fullerton	1	57:16	0	1	0	0	0	3	3.14									



AMERKS ALL-TIME YEAR-BY-YEAR STATISTICS Record Book

2015-16 REGULAR SEASON PLAYER STATS

NO	NAME	POS	GP	G	A	PTS	+/-	PIM	PP	PPA	SHG	SHA	GW	FG	IG	OT	UA	EN	SOG	SOA	SGW	SO%	SH	SH%
10	Cole Schneider (total)	RW	73	21	35	56	-20	53	7	18	3	1	3	6	0	0	3	0	0	1	0	0.0	217	9.7
	BNG	RW	54	17	25	42	-8	32	5	13	3	1	3	3	0	0	3	0	0	1	0	0.0	153	11.1
	RCH	RW	19	4	10	14	-12	21	2	5	0	0	0	3	0	0	0	0	0	0	0	0.0	64	6.3
12	Eric O'Dell (total)	C	67	25	23	48	-16	49	10	7	0	0	2	5	2	0	0	0	0	0	0	0.0	137	18.2
	BNG	C	50	18	19	37	-13	41	10	5	0	0	2	2	0	0	0	0	0	0	0	0.0	100	18.0
	RCH	C	17	7	4	11	-3	8	0	2	0	0	0	3	0	0	0	0	0	0	0	0.0	37	18.9
95	* Justin Bailey	RW	70	20	25	45	-7	16	4	6	0	0	3	2	1	0	5	0	1	1	1	100.0	186	10.8
22	Phil Varone	C	44	13	19	32	-23	20	4	12	1	0	2	1	0	1	0	0	1	3	1	33.3	89	14.6
65	Matt Donovan	D	73	8	23	31	-23	61	5	12	0	0	0	2	0	0	0	0	0	0	0	0.0	119	6.7
28	William Carrier	LW	56	13	17	30	14	48	0	2	0	0	2	1	0	0	1	0	0	0	0	0.0	123	10.6
15	* Evan Rodrigues	C	72	9	21	30	-15	39	2	6	0	0	1	1	0	0	2	0	0	0	0	0.0	160	5.6
20	Jason Akeson	RW	52	8	22	30	-17	18	3	5	0	0	2	0	0	2	1	0	3	4	1	75.0	136	5.9
16	Cal O'Reilly	C	47	6	23	29	-20	6	3	9	0	1	1	3	0	1	0	0	1	2	0	50.0	81	7.4
13	* Nick Baptiste	RW	62	13	15	28	-3	30	1	4	0	0	1	2	1	0	1	2	0	0	0	0.0	92	14.1
11	Tim Schaller	C	37	12	14	26	-8	48	3	2	0	0	1	3	1	0	0	0	0	0	0	0.0	81	14.8
5	Chad Ruhwedel	D	59	10	16	26	-19	26	5	7	0	0	2	1	4	0	1	1	0	0	0	0.0	144	6.9
43	Dan Catenacci	C	50	12	12	24	-20	39	4	1	0	0	4	2	0	0	0	1	0	0	0	0.0	92	13.0
19	Jerry D'Amigo	LW	59	12	12	24	-8	42	1	0	0	0	2	1	2	0	0	2	0	0	0	0.0	93	12.9
39	* Jean Dupuy	LW	74	8	13	21	8	63	0	0	0	0	3	0	0	1	4	0	0	0	0	0.0	80	10.0
47	Colby Robak	D	73	5	15	20	-17	50	2	7	0	0	0	1	1	0	0	1	0	0	0	0.0	95	5.3
34	Jerome Leduc	D	54	7	9	16	-20	28	5	2	0	0	1	2	0	0	0	0	0	0	0	0.0	91	7.7
25	Bobby Sanguinetti	D	40	7	8	15	-5	22	2	4	0	0	3	1	0	1	0	0	0	0	0	0.0	73	9.6
37	Matt Ellis	LW	58	6	6	12	-12	6	1	1	0	0	0	1	1	0	1	1	0	0	0	0.0	95	6.3
57	Brady Austin	D	72	2	9	11	-2	37	0	0	0	0	0	0	0	0	0	0	0	0	0	0.0	106	1.9
26	Alex Guptill (total)	LW	23	3	6	9	1	32	0	1	0	0	0	0	1	0	0	1	0	0	0	0.0	46	6.5
	BNG	LW	3	0	1	1	-2	4	0	0	0	0	0	0	0	0	0	0	0	0	0	0.0	6	0.0
	RCH	LW	20	3	5	8	3	28	0	1	0	0	0	0	1	0	0	1	0	0	0	0.0	40	7.5
4	Michael Sdao (total)	D	29	0	6	6	-4	53	0	0	0	0	0	0	0	0	0	0	0	0	0	0.0	30	0.0
	BNG	D	17	0	2	2	4	23	0	0	0	0	0	0	0	0	0	0	0	0	0	0.0	14	0.0
	RCH	D	12	0	4	4	-8	30	0	0	0	0	0	0	0	0	0	0	0	0	0	0.0	16	0.0
3	Joey Mormina (total)	D	50	0	6	6	-2	60	0	0	0	0	0	0	0	0	0	0	0	0	0	0.0	48	0.0
	SYR	D	30	0	3	3	-1	24	0	0	0	0	0	0	0	0	0	0	0	0	0	0.0	23	0.0
	RCH	D	20	0	3	3	-1	36	0	0	0	0	0	0	0	0	0	0	0	0	0	0.0	25	0.0
18	Jack Nevins	LW	59	4	0	4	-16	101	0	0	0	0	1	1	1	0	0	0	0	0	0	0.0	40	10.0
45	* Brendan Guhle	D	6	1	3	4	0	0	0	1	0	0	0	0	0	0	0	0	0	0	0	0.0	11	9.1
36	Patrick Kaleta	RW	26	1	2	3	-3	33	0	0	0	0	1	0	0	0	0	0	0	0	0	0.0	16	6.3
27	Spiro Goulakas	D	10	1	1	2	2	4	0	0	0	0	0	0	1	0	1	0	0	0	0	0.0	5	20.0
49	* Matt Prapavessis	D	25	1	1	2	-1	12	0	0	0	0	0	1	0	0	0	0	0	0	0	0.0	16	6.3
52	Collin Bowman	D	12	0	2	2	0	8	0	0	0	0	0	0	0	0	0	0	0	0	0	0.0	19	0.0
23	* Stu Wilson	C	3	1	0	1	-1	0	0	0	0	0	1	1	0	0	0	0	0	0	0	0.0	3	33.3
29	* Giorgio Estephan	C	6	1	0	1	-1	0	1	0	0	0	0	0	1	0	0	0	0	0	0	0.0	17	5.9
24	Allan McPherson	C	16	1	0	1	-6	10	0	0	0	0	0	1	0	0	0	0	0	0	0	0.0	15	6.7
3	Mark Pysyk	D	3	0	1	1	0	2	0	1	0	0	0	0	0	0	0	0	0	0	0	0.0	1	0.0
20	* Eric Cornel	RW	6	0	1	1	-2	2	0	0	0	0	0	0	0	0	0	0	0	0	0	0.0	7	0.0
8	* Matt Garbowski	C	16	0	1	1	-2	0	0	0	0	0	0	0	0	0	0	0	0	0	0	0.0	10	0.0
31	Nathan Lieuwen	G	28	0	1	1	0	2	0	0	0	0	0	0	0	0	0	0	0	0	0	0.0	0	0.0
14	Justin Kea	C	32	0	1	1	-5	53	0	0	0	0	0	0	0	0	0	0	0	0	0	0.0	13	0.0
2	* Josh Chapman	D	1	0	0	0	1	4	0	0	0	0	0	0	0	0	0	0	0	0	0	0.0	0	0.0
29	Jake McCabe	D	1	0	0	0	0	0	0	0	0	0	0	0	0	0	0	0	0	0	0	0.0	0	0.0
17	Colin Jacobs	C	2	0	0	0	-1	0	0	0	0	0	0	0	0	0	0	0	0	0	0	0.0	1	0.0
7	Cason Hohmann	RW	3	0	0	0	-2	0	0	0	0	0	0	0	0	0	0	0	0	0	0	0.0	3	0.0
40	Robin Lehner	G	3	0	0	0	0	0	0	0	0	0	0	0	0	0	0	0	0	0	0	0.0	0	0.0
1	Andrey Makarov	G	22	0	0	0	0	2	0	0	0	0	0	0	0	0	0	0	0	0	0	0.0	0	0.0
30	* Linus Ullmark	G	28	0	0	0	0	0	0	0	0	0	0	0	0	0	0	0	0	0	0	0.0	0	0.0
	BENCH		76	3				16														0.0	3	
	TOTALS		76	199	319	515	-255	971	48	90	1	1	31	33	16	6	17	9	6	10	3	60.0	2298	0.085

NO	GOALTENDER	GP	MINS	W	L	OT	SO	EN	GA	GAA	SOGP	SOW	SOL	SOGA	SOA	SO%	SA	SVS	SV%
1	Andrey Makarov	22	1210:38	9	9	2	1	3	57	2.82	3	2	1	2	7	0.714	676	619	0.916
31	Nathan Lieuwen	28	1589:40	14	11	2	2	3	77	2.91	1	1	0	1	2	0.500	842	765	0.909
40	Robin Lehner	3	178:33	1	2	0	0	0	10	3.36	0	0	0	0	0	0.000	89	79	0.888
30	* Linus Ullmark	28	1581:41	10	16	0	0	8	90	3.41	0	0	0	0	0	0.000	921	831	0.902
	EMPTY NET		35:21						14								14		
	TOTALS	76	4595:53	34	38 </														



AMERKS ALL-TIME YEAR-BY-YEAR STATISTICS

Record Book

2016-17 REGULAR SEASON PLAYER STATS

NO	NAME	POS	GP	G	A	PTS	+/-	PIM	PP	PPA	SHG	SHA	GW	FG	IG	OT	UA	EN	SOG	SOA	SGW	SO%	SH	SH%
10	Cole Schneider	LW	71	24	39	63	9	45	9	11	1	1	4	7	3	1	2	1	0	3	0	0.0	176	13.6
16	Cal O'Reilly	C	47	9	33	42	1	6	2	12	1	0	3	2	0	1	1	1	1	1	1	100.0	75	12.0
13	Nick Baptiste	RW	59	25	16	41	3	34	11	3	0	0	4	2	4	0	1	3	1	4	0	25.0	174	14.4
29	Mat Bodie (total)	D	62	10	29	39	-14	55	6	14	0	1	0	0	0	0	1	0	0	0	0	0.0	105	9.5
	HFD	D	45	8	22	30	-14	47	5	12	0	1	0	0	0	0	0	1	0	0	0	0.0	81	9.9
	RCH	D	17	2	7	9	0	8	1	2	0	0	0	0	0	0	0	0	0	0	0	0.0	24	8.3
95	Justin Bailey	RW	52	23	13	36	4	35	5	5	0	0	3	3	3	1	2	0	0	2	0	0.0	126	18.3
15	Evan Rodrigues	LW	48	9	21	30	-2	27	1	7	0	1	1	3	0	0	3	0	0	1	0	0.0	121	7.4
11	Tim Kennedy (total)	C	47	4	25	29	0	28	0	5	0	1	1	0	1	0	2	1	0	0	0	0.0	55	7.3
19	* Alexander Nylander	RW	65	10	18	28	-24	6	3	10	0	0	1	2	1	0	0	0	0	3	0	0.0	106	9.4
4	Taylor Fedun	D	29	5	18	23	1	29	2	9	0	0	2	0	0	2	0	0	0	0	0	0.0	59	8.5
34	* Casey Nelson	D	58	7	14	21	-10	24	2	3	0	0	0	2	1	0	0	0	0	0	0	0.0	111	6.3
27	Derek Grant	C	23	11	8	19	-2	22	5	4	1	0	2	1	0	0	0	0	0	0	0	0.0	61	18.0
2	Erik Burgdoerfer	D	52	1	16	17	0	44	0	3	0	2	0	0	0	0	0	0	0	0	0	0.0	64	1.6
8	* Daniel Muzito-Bagenda	LW	61	9	6	15	-6	45	0	1	1	0	1	1	0	0	0	0	1	1	0	100.0	64	14.1
20	* Eric Cornel	RW	67	5	9	14	-9	29	1	1	0	0	1	1	0	0	0	0	0	1	0	0.0	49	10.2
7	Patrick Mullen	D	27	4	10	14	-1	22	0	6	0	0	0	1	0	0	0	0	0	0	0	0.0	40	10.0
43	Dan Catenacci	C	50	5	8	13	-20	44	0	1	0	0	0	0	2	0	1	2	0	0	0	0.0	67	7.5
22	Kyle Bonis	LW	52	10	2	12	2	10	0	0	1	0	1	3	0	0	1	0	0	0	0	0.0	63	15.9
24	* Hudson Fasching	RW	37	8	4	12	-12	8	0	0	0	1	1	1	0	0	2	0	0	0	0	0.0	64	12.5
57	Brady Austin	D	72	4	8	12	-10	59	0	0	1	0	0	1	0	0	1	1	0	0	0	0.0	81	4.9
39	Jean Dupuy	C	46	3	9	12	-5	46	0	1	0	0	1	0	0	0	1	0	0	0	0	0.0	64	4.7
23	Tyson Strachan	D	61	1	11	12	-8	36	1	0	0	0	0	0	0	0	0	0	0	0	0	0.0	62	1.6
37	Mac Bennett	D	46	3	6	9	-19	15	0	0	0	0	1	1	0	1	0	0	0	0	0	0.0	54	5.6
3	Paul Geiger	D	49	3	6	9	-7	35	0	0	0	0	0	0	0	0	0	0	0	0	0	0.0	51	5.9
46	Justin Vaive	LW	66	3	6	9	-6	90	0	1	0	0	0	0	0	0	0	0	0	0	0	0.0	65	4.6
18	* Vaclav Karabacek	RW	23	3	5	8	-1	4	0	0	0	0	1	0	0	0	1	0	0	1	0	0.0	25	12.0
28	William Carrier	LW	8	3	2	5	-1	6	1	1	1	0	1	1	0	0	1	0	0	0	0	0.0	13	23.1
12	Mike Aviani	C	13	2	3	5	-5	9	0	2	0	0	0	0	0	0	0	0	0	0	0	0.0	11	18.2
14	Justin Kea	C	12	2	2	4	0	18	1	0	0	0	1	1	0	0	0	0	0	0	0	0.0	9	22.2
12	* Alex Kile	LW	11	2	1	3	0	0	0	0	0	0	0	0	0	0	0	0	0	0	0	0.0	12	16.7
21	* Justin Danforth (total)	C	6	2	0	2	1	4	0	0	0	0	0	0	0	0	0	0	0	0	0	0.0	11	18.2
	BRI	C	1	0	0	0	0	0	0	0	0	0	0	0	0	0	0	0	0	0	0	0.0	0	0.0
	RCH	C	5	2	0	2	1	4	0	0	0	0	0	0	0	0	0	0	0	0	0	0.0	11	18.2
45	Brendan Guhle	D	6	1	1	2	-3	2	0	0	0	0	0	0	0	0	0	0	0	0	0	0.0	16	6.3
25	Brady Vail	C	18	1	1	2	-10	10	0	0	0	0	1	0	0	0	0	0	0	0	0	0.0	9	11.1
17	* Matthew Lane	C	15	0	2	2	-9	2	0	0	0	0	0	0	0	0	0	0	0	0	0	0.0	10	0.0
25	* Ian Brady	D	2	0	1	1	2	0	0	0	0	0	0	0	0	0	0	0	0	0	0	0.0	1	0.0
7	Jordan Henry	D	1	0	0	0	0	0	0	0	0	0	0	0	0	0	0	0	0	0	0	0.0	0	0.0
7	Eric Baier	D	2	0	0	0	1	2	0	0	0	0	0	0	0	0	0	0	0	0	0	0.0	0	0.0
25	Troy Crema	RW	2	0	0	0	0	2	0	0	0	0	0	0	0	0	0	0	0	0	0	0.0	0	0.0
21	* Tyson Fawcett	RW	2	0	0	0	-2	2	0	0	0	0	0	0	0	0	0	0	0	0	0	0.0	0	0.0
26	Alexandre Goulet	LW	3	0	0	0	0	0	0	0	0	0	0	0	0	0	0	0	0	0	0	0.0	4	0.0
33	* Jason Kasdorf	G	3	0	0	0	0	0	0	0	0	0	0	0	0	0	0	0	0	0	0	0.0	0	0.0
42	Anthony Florentino	D	5	0	0	0	0	0	0	0	0	0	0	0	0	0	0	0	0	0	0	0.0	4	0.0
31	* Jonas Johansson	G	7	0	0	0	0	0	0	0	0	0	0	0	0	0	0	0	0	0	0	0.0	0	0.0
44	Justin Falk	D	10	0	0	0	3	11	0	0	0	0	0	0	0	0	0	0	0	0	0	0.0	5	0.0
21	Bobby Shea	D	10	0	0	0	3	7	0	0	0	0	0	0	0	0	0	0	0	0	0	0.0	5	0.0
1	John Muse	G	14	0	0	0	0	2	0	0	0	0	0	0	0	0	0	0	0	0	0	0.0	0	0.0
5	* Brycen Martin	D	18	0	0	0	-2	12	0	0	0	0	0	0	0	0	0	0	0	0	0	0.0	10	0.0
30	Linus Ullmark	G	55	0	0	0	0	4	0	0	0	0	0	0	0	0	0	0	0	0	0	0.0	0	0.0
	BENCH		76	1				14														0.0	1	
	TOTALS		76	205	331	535	-144	858	45	88	7	6	31	33	15	6	19	9	3	17	1	17.6	2022	10.1

NO	GOALTENDER	GP	MINS	W	L	OT	SO	EN	GA	GAA	SOGP	SOW	SOL	SOGA	SOA	SO%	SA	SVS	SV%	
31	* Jonas Johansson	7	420:46	3	3	1	0	1	20	2.85	1	0	1	1	2	0.500	186	166	0.892	
30	Linus Ullmark	55	3201:55	26	27	2	1	7	153	2.87	3	1	2	4	14	0.714	1678	1525	0.909	
1	John Muse	14	740:40	3	8	0	1	0	38	3.08	0	0	0	0	0	0.000	407	369	0.907	
33	* Jason Kasdorf	3	177:19	0	3	0	0	1	17	5.75	0	0	0	0	0	0.000	99	82	0.828	
	EMPTY NET		49:37						9											
	TOTALS	79	4590:17	32	41	3	2	9	237	3.10	4	1	3	5	16	0.688	2379	2142	0.900	

* - rookie



AMERKS ALL-TIME YEAR-BY-YEAR STATISTICS Record Book

2017-18 REGULAR SEASON PLAYER STATS

NO	NAME	POS	GP	G	A	PTS	+/-	PIM	PP	PPA	SHG	SHA	GW	FG	IG	OT	UA	EN	SOG	SOA	SGW	SO%	SH	SH%
22	Zach Redmond	D	66	15	32	47	7	38	8	10	0	0	1	2	1	0	1	0	0	1	0	0.0	180	8.3
43	Colin Blackwell	C	61	17	28	45	15	23	2	1	3	0	4	1	3	1	2	1	0	3	0	0.0	86	19.8
19	* C.J. Smith	LW	57	17	27	44	4	16	6	11	0	0	2	5	1	1	1	2	3	7	0	42.9	133	12.8
11	Kevin Porter	C	66	17	25	42	-10	20	5	8	1	0	6	2	2	1	1	1	2	6	0	33.3	126	13.5
39	Seth Griffith	RW	46	15	26	41	4	26	6	10	0	0	2	7	2	0	0	1	1	5	0	20.0	65	23.1
65	Danny O'Regan (total)	C	49	13	27	40	-2	16	0	13	0	2	1	1	2	0	1	1	1	2	1	50.0	134	9.7
	SJ	C	31	7	18	25	-1	12	0	9	0	2	1	1	0	0	0	0	1	0	0	0.0	89	7.9
	RCH	C	18	6	9	15	-1	4	0	4	0	0	0	0	0	0	1	1	1	1	1	1.0	45	13.3
29	Sahir Gill	C	74	18	21	39	-12	12	5	7	1	0	2	3	1	1	0	0	0	2	0	0.0	112	16.1
51	Kyle Criscuolo	C	51	15	19	34	2	34	3	6	1	1	4	3	1	2	0	0	1	0	0	0.0	115	13.0
10	Stuart Percy	D	67	7	27	34	7	34	4	14	0	0	2	2	0	0	1	1	0	0	0	0.0	104	6.7
24	Hudson Fasching	RW	69	12	18	30	6	40	2	2	0	1	0	2	3	0	2	2	0	0	0	0.0	106	11.3
92	Alexander Nylander	RW	51	8	19	27	3	10	1	9	0	0	0	1	1	0	1	0	0	2	0	0.0	83	9.6
45	* Brendan Guhle	D	50	8	18	26	1	26	3	7	0	0	1	0	0	1	0	0	0	1	0	0.0	129	6.2
14	* Sean Malone	C	73	12	10	22	-4	29	0	0	1	0	1	2	2	0	2	1	0	0	0	0.0	100	12.0
20	Eric Cornel	RW	61	9	9	18	-4	25	1	1	0	1	0	1	1	0	1	0	2	5	2	40.0	86	10.5
13	Nicholas Baptiste	RW	36	7	11	18	3	22	2	3	0	2	3	0	0	1	0	0	0	0	0	0.0	87	8.0
12	Steve Moses	RW	29	7	9	16	-5	4	2	5	0	0	2	0	0	0	0	0	0	1	0	0.0	62	11.3
27	Taylor Fedun	D	45	3	13	16	5	32	2	6	0	1	0	0	0	0	0	0	0	0	0	0.0	110	2.7
95	Justin Bailey	RW	37	10	5	15	3	28	1	0	0	0	0	2	2	0	3	1	0	0	0	0.0	87	11.5
28	Garret Ross	LW	51	7	6	13	9	66	0	0	0	0	2	2	0	0	0	0	0	0	0	0.0	57	12.3
5	Matt Tennyson	D	50	3	8	11	-22	40	2	4	0	0	0	0	0	0	0	0	0	0	0	0.0	87	3.4
34	Casey Nelson	D	40	2	9	11	14	16	0	1	0	0	1	0	0	1	0	0	0	0	0	0.0	75	2.7
15	Evan Rodrigues	C	8	5	5	10	-1	2	3	1	0	0	0	0	1	0	0	0	0	1	0	0.0	21	23.8
4	Nathan Paetsch	D	22	0	9	9	1	16	0	1	0	0	0	0	0	0	0	0	0	0	0	0.0	17	0.0
26	Adam Krause	C	46	3	5	8	3	12	0	0	0	0	0	2	0	0	0	0	0	0	0	0.0	56	5.4
2	Andrew MacWilliam	D	54	0	8	8	19	73	0	1	0	0	0	0	0	0	0	0	0	0	0	0.0	52	0.0
17	* Justin Danforth	C	15	2	3	5	1	12	0	0	0	0	1	0	0	0	0	0	0	0	0	0.0	18	11.1
41	Barry Goers	D	12	0	5	5	0	8	0	2	0	1	0	0	0	0	0	0	0	0	0	0.0	9	0.0
38	Arvin Atwal	D	14	2	1	3	-4	23	0	0	0	0	0	0	0	0	0	0	0	0	0	0.0	13	15.4
7	Conor Allen	D	17	1	2	3	-3	8	0	0	0	0	0	0	0	0	0	0	0	0	0	0.0	20	5.0
85	Daniel Muzito-Bagendal	LW	6	1	1	2	0	0	0	0	0	0	0	0	0	0	0	0	0	0	0	0.0	5	20.0
37	Dalton Smith	LW	45	1	1	2	-8	102	0	0	0	0	0	0	0	0	0	0	0	0	0	0.0	43	2.3
21	Brian Gionta	RW	1	1	0	1	1	0	0	0	0	0	0	0	0	0	0	0	0	0	0	0.0	1	100.0
32	Adam Wilcox	G	29	0	1	1	0	0	0	0	0	0	0	0	0	0	0	0	0	0	0	0.0	0	0.0
30	Linus Ullmark	G	44	0	1	1	0	0	0	0	0	1	0	0	0	0	0	0	0	0	0	0.0	0	0.0
15	* Vasily Glotov	C	1	0	0	0	0	0	0	0	0	0	0	0	0	0	0	0	0	0	0	0.0	1	0.0
18	* Vaclav Karabacek	RW	1	0	0	0	0	0	0	0	0	0	0	0	0	0	0	0	0	0	0	0.0	3	0.0
33	* Jason Kasdorf	G	1	0	0	0	0	0	0	0	0	0	0	0	0	0	0	0	0	0	0	0.0	0	0.0
23	* Alex Kile	LW	1	0	0	0	0	0	0	0	0	0	0	0	0	0	0	0	0	0	0	0.0	1	0.0
5	Brycen Martin	D	1	0	0	0	0	0	0	0	0	0	0	0	0	0	0	0	0	0	0	0.0	0	0.0
25	* Judd Peterson	C	2	0	0	0	-1	0	0	0	0	0	0	0	0	0	0	0	0	0	0	0.0	5	0.0
12	* Myles Powell	RW	4	0	0	0	-3	0	0	0	0	0	0	0	0	0	0	0	0	0	0	0.0	2	0.0
46	Eric Knodel	D	6	0	0	0	-3	2	0	0	0	0	0	0	0	0	0	0	0	0	0	0.0	3	0.0
8	* Devante Stephens	D	6	0	0	0	-4	7	0	0	0	0	0	0	0	0	0	0	0	0	0	0.0	5	0.0
31	* Jonas Johansson	G	7	0	0	0	0	0	0	0	0	0	0	0	0	0	0	0	0	0	0	0.0	0	0.0
3	* Will Borgen	D	8	0	0	0	0	0	0	0	0	0	0	0	0	0	0	0	0	0	0	0.0	8	0.0
	BENCH		76	3				18														0.0	3	
	TOTALS		76	234	391	622	23	828	58	114	7	8	34	37	23	9	16	11	9	36	3	25.0	2321	10.0

NO	GOALTENDER	GP	MINS	W	L	OT	SO	EN	GA	GAA	SOGP	SOW	SOL	SOGA	SOA	SO%	SA	SVS	SV%
30	Linus Ullmark	44	2578:47	21	12	10	2	3	105	2.44	7	3	4	9	27	0.667	1347	1242	0.922
32	Adam Wilcox	29	1655:19	12	7	7	0	4	77	2.79	2	0	2	3	7	0.571	796	719	0.903
33	* Jason Kasdorf	1	20:00	0	0	0	0	0	1	3.00	0	0	0	0	0	0.000	10	9	0.900
31	* Jonas Johansson	7	355:06	4	3	0	0	2	23	3.89	0	0	0	0	0	0.000	166	143	0.861
	EMPTY NET		32:40						9								9		
	TOTALS	76	4641:52	37	22	17	2	9	215	2.78	9	3	6	12	34	0.647	2328	2113	0.908

* - rookie



AMERKS ALL-TIME YEAR-BY-YEAR STATISTICS Record Book

2018-19 REGULAR SEASON PLAYER STATS

NO	NAME	POS	GP	G	A	PTS	+/-	PIM	PP	PPA	SHG	SHA	GW	FG	IG	OT	UA	EN	SOG	SOA	SGW	SO%	SH	SH%
12	Victor Olofsson	LW	66	30	33	63	12	12	9	15	1	0	9	4	3	1	0	0	3	7	1	42.9	193	15.5
19	C.J. Smith	LW	62	28	30	58	26	26	6	9	2	3	4	4	4	1	0	4	2	3	1	66.7	207	13.5
22	Zach Redmond	D	58	21	29	50	13	34	10	12	0	0	9	5	0	2	2	0	0	0	0	0.0	200	10.5
65	Danny O'Regan	C	70	20	28	48	4	42	8	8	0	1	3	2	1	1	0	1	0	3	0	0.0	117	17.1
10	Wayne Simpson	RW	72	21	24	45	1	16	2	14	2	1	1	6	3	0	1	3	2	6	0	33.3	161	13.0
16	Taylor Leier (total)	LW	69	22	20	42	6	46	3	4	1	1	1	6	3	0	2	2	4	6	2	66.7	160	13.8
	LV	LW	34	10	9	19	2	26	1	1	0	0	0	1	1	0	2	1	2	3	0	0.7	75	13.3
	ROC	LW	35	12	11	23	4	20	2	3	1	1	1	5	2	0	0	1	2	3	2	0.7	85	14.1
26	* Rasmus Asplund	C	75	10	31	41	7	26	2	12	1	1	0	1	0	0	0	0	0	2	0	0.0	117	8.5
11	Kevin Porter	C	58	10	29	39	21	37	3	5	1	1	2	3	0	0	0	0	2	0	0	0.0	92	10.9
92	Alexander Nylander	RW	49	12	19	31	11	12	5	2	0	0	1	1	1	0	2	1	1	2	1	50.0	89	13.5
45	Brendan Guhle	D	50	5	22	27	-11	34	1	10	0	0	0	1	1	0	0	0	0	0	0	0.0	137	3.7
28	Lawrence Pilut	D	30	4	22	26	22	14	3	9	0	0	0	0	1	0	0	0	0	0	0	0.0	70	5.7
20	Eric Cornel	RW	76	9	13	22	-2	34	2	0	0	1	2	1	1	0	0	0	0	0	0	0.0	84	10.7
5	Matt Tennyson	D	47	4	17	21	-8	42	0	7	0	1	0	0	1	0	1	0	0	0	0	0.0	90	4.4
95	Justin Bailey	RW	37	9	11	20	0	18	1	2	0	0	2	4	0	0	1	0	0	0	0	0.0	104	8.7
51	Kyle Crisculo	C	43	6	14	20	0	14	1	3	0	1	0	1	0	0	1	0	0	0	0	0.0	79	7.6
40	Remi Elie	LW	25	8	6	14	2	14	2	1	1	0	1	1	1	0	0	0	0	1	0	0.0	53	15.1
3	* William Borgen	D	71	3	11	14	8	56	0	0	0	1	0	1	0	0	0	0	0	0	0	0.0	66	4.5
14	Sean Malone	C	38	4	9	13	-6	4	0	1	1	0	0	2	0	0	0	0	0	0	0	0.0	40	10.0
23	Jack Dougherty	D	56	2	10	12	15	32	0	0	0	0	0	0	0	0	0	0	0	0	0	0.0	61	3.3
15	* Andrew Oglevie	C	28	5	5	10	4	2	0	0	0	0	1	0	1	0	0	0	0	0	0	0.0	44	11.4
2	Andrew MacWilliam	D	66	3	7	10	-1	90	0	0	0	0	0	0	0	0	0	0	0	0	0	0.0	84	3.6
72	Tage Thompson	RW	8	6	3	9	6	4	2	2	0	0	3	1	1	0	1	1	0	0	0	0.0	26	23.1
44	* Brandon Hickey	D	38	1	8	9	12	18	0	0	0	0	0	0	0	0	0	0	0	0	0	0.0	51	2.0
67	Yannick Veilleux	LW	50	5	3	8	-1	64	1	0	1	0	3	0	0	0	1	0	0	0	0	0.0	59	8.5
37	Dalton Smith	LW	48	2	6	8	-4	111	0	0	0	0	0	0	0	0	0	0	0	0	0	0.0	44	4.5
24	Scott Wilson	LW	17	3	4	7	-6	4	1	1	0	0	0	3	0	0	0	0	0	0	0	0.0	47	6.4
64	Tyler Randell	RW	36	3	4	7	-2	45	0	0	0	0	0	0	0	0	0	0	0	0	0	0.0	24	12.5
27	Taylor Fedun	D	9	0	5	3	3	2	0	0	0	0	0	0	0	0	0	0	0	0	0	0.0	16	0.0
46	* Casey Fitzgerald	D	4	1	2	3	1	0	0	0	0	0	0	0	1	0	0	0	0	0	0	0.0	4	25.0
4	Nathan Paetsch	D	11	1	2	3	1	2	0	0	0	0	0	0	1	0	0	1	0	0	0	0.0	20	5.0
42	* Kurt Gosselin	D	8	0	3	3	0	4	0	1	0	0	0	0	0	0	0	0	0	0	0	0.0	11	0.0
38	Arvin Atwal	D	3	0	2	2	-2	5	0	0	0	0	0	0	0	0	0	0	0	0	0	0.0	2	0.0
25	*Judd Peterson	C	5	1	0	1	-1	4	0	0	0	0	0	0	0	0	0	0	0	0	0	0.0	4	25.0
24	Matt Hunwick	D	2	0	1	1	2	0	0	0	0	0	0	0	0	0	0	0	0	0	0	0.0	3	0.0
34	Casey Nelson	D	5	0	1	1	-1	4	0	0	0	0	0	0	0	0	0	0	0	0	0	0.0	8	0.0
29	Scott Wedgewood	G	48	0	1	1	0	0	0	1	0	0	0	0	0	0	0	0	0	0	0	0.0	0	0.0
21	Pascal Aquin	LW	1	0	0	0	-1	0	0	0	0	0	0	0	0	0	0	0	0	0	0	0.0	2	0.0
30	Ukko-Pekka Luukkonen	G	1	0	0	0	0	0	0	0	0	0	0	0	0	0	0	0	0	0	0	0.0	0	0.0
7	Tobie Paquette-Bisson	D	1	0	0	0	0	0	0	0	0	0	0	0	0	0	0	0	0	0	0	0.0	1	0.0
8	Devante Stephens	D	1	0	0	0	0	2	0	0	0	0	0	0	0	0	0	0	0	0	0	0.0	0	0.0
17	Vasily Glotov	C	2	0	0	0	-1	0	0	0	0	0	0	0	0	0	0	0	0	0	0	0.0	1	0.0
31	Jonas Johansson	G	5	0	0	0	0	0	0	0	0	0	0	0	0	0	0	0	0	0	0	0.0	0	0.0
18	* Myles Powell	C	7	0	0	0	0	6	0	0	0	0	0	0	0	0	0	0	0	0	0	0.0	2	0.0
32	Adam Wilcox	G	28	0	0	0	0	0	0	0	0	0	0	0	0	0	0	0	0	0	0	0.0	0	0.0
	BENCH		76	5				16														0.0	5	
	TOTALS		76	254	426	675	128	870	61	118	11	12	41	45	26	5	10	12	10	29	5	34.5	2503	10.0

NO	GOALTENDER	GP	MINS	W	L	OT	SO	EN	GA	GAA	SOGP	SOW	SOL	SOGA	SOA	SO%	SA	SVS	SV%
30	Ukko-Pekka Luukkonen	1	59:57	1	0	0	0	0	2	2.00	0	0	0	0	0	0.000	34	32	0.941
31	Jonas Johansson	5	265:52	4	1	0	0	0	10	2.26	1	1	0	2	7	0.714	136	126	0.926
29	Scott Wedgewood	48	2711:37	28	14	2	5	5	121	2.68	4	3	1	4	12	0.667	1316	1195	0.908
32	Adam Wilcox	28	1531:12	13	8	5	0	6	72	2.82	2	1	1	1	9	0.889	690	618	0.896
	EMPTY NET		43:31						11								11		
	TOTALS	76	4612:09	46	23	7	5	11	216	2.81	7	5	2	7	28	0.750	2187	1971	0.901

* - rookie



AMERKS ALL-TIME YEAR-BY-YEAR STATISTICS Record Book

2019-20 REGULAR SEASON PLAYER STATS

NO	NAME	POS	GP	G	A	PTS	+/-	PIM	PP	PPA	SHG	SHA	GW	FG	IG	OT	UA	EN	SOG	SOA	SGW	SO%	SH	SH%
39	Jean-Sebastien Dea	C	57	15	24	39	6	32	5	5	2	0	2	2	0	0	2	0	4	0	0	0.0	113	13.3
17	Sean Malone	C	58	12	18	30	15	26	0	2	2	1	3	1	1	0	2	1	0	1	0	0.0	97	12.4
22	Zach Redmond	D	59	5	25	30	1	24	3	10	0	0	2	2	0	0	0	0	0	0	0	0.0	160	3.1
15	Andrew Oglevie	C	55	15	14	29	0	14	3	1	0	0	6	3	1	1	1	2	1	4	1	25.0	104	14.4
19	C.J. Smith	LW	50	12	15	27	-9	18	5	5	0	0	1	1	2	0	1	1	0	3	0	0.0	138	8.7
18	* Jacob Bryson	D	61	4	23	27	8	34	0	13	1	0	1	0	0	1	0	0	0	0	0	0.0	96	4.2
73	Casey Mittelstadt	C	36	9	16	25	-15	6	3	7	1	0	0	1	0	0	2	0	1	4	0	25.0	83	10.8
81	* Brett Murray	LW	55	9	15	24	2	10	1	5	0	0	1	3	0	0	0	0	0	0	0	0.0	84	10.7
11	Kevin Porter	C	47	7	16	23	-2	30	2	5	0	0	0	4	1	0	0	0	0	0	0	0.0	85	8.2
24	Lawrence Pilut	D	37	6	17	23	4	20	0	10	0	0	2	0	0	2	1	1	0	1	0	0.0	80	7.5
20	Eric Cornel	RW	61	12	10	22	9	6	1	0	0	2	4	2	2	0	0	1	0	0	0	0.0	104	11.5
13	Scott Wilson	LW	37	11	11	22	-2	21	2	2	1	0	1	1	4	0	0	1	0	0	0	0.0	71	15.5
74	Rasmus Asplund	C	33	3	16	19	-7	2	1	4	0	0	0	1	0	0	0	0	0	0	0	0.0	60	5.0
23	Taylor Leier	LW	27	11	6	17	-9	4	7	2	1	1	2	2	0	0	1	0	0	2	0	0.0	58	19.0
27	Curtis Lazar	C	18	6	8	14	10	6	2	0	1	0	0	1	0	0	0	0	0	1	0	0.0	41	14.6
40	Remi Elie	LW	34	8	5	13	-6	10	1	0	0	1	1	3	1	1	0	1	0	0	0	0.0	61	13.1
33	John Gilmour	D	37	6	7	13	-19	6	2	4	0	0	1	2	1	0	1	0	0	0	0	0.0	100	6.0
72	Tage Thompson	RW	16	6	6	12	5	8	1	1	0	0	1	2	0	1	0	0	1	3	1	33.3	67	9.0
34	Casey Nelson	D	48	4	8	12	18	10	1	0	0	1	1	2	0	0	0	0	0	0	0	0.0	107	3.7
3	William Borgen	D	61	1	10	11	6	76	0	0	0	0	1	0	0	0	0	0	0	0	0	0.0	73	1.4
5	* Casey Fitzgerald	D	25	2	6	8	3	30	0	0	0	1	0	0	0	0	0	0	0	0	0	0.0	35	5.7
2	Andrew MacWilliam	D	41	2	6	8	-3	54	0	0	0	1	0	0	0	0	0	0	0	0	0	0.0	50	4.0
64	Tyler Randell	RW	22	5	2	7	2	35	0	0	0	0	0	1	2	0	1	0	0	0	0	0.0	26	19.2
14	Pascal Aquin	LW	16	3	2	5	2	9	0	0	0	0	1	0	1	0	0	0	0	0	0	0.0	14	21.4
37	Dalton Smith	LW	42	1	4	5	-1	63	0	0	0	0	0	0	0	0	0	0	0	0	0	0.0	41	2.4
35	Andrew Hammond	G	33	0	3	3	0	2	0	1	0	0	0	0	0	0	0	0	0	0	0	0.0	0	0.0
16	Brady Vail	C	8	1	1	2	0	0	0	0	0	0	0	0	0	0	0	0	0	0	0	0.0	6	16.7
4	Nathan Paetsch	D	10	1	1	2	1	2	0	0	0	0	0	1	0	0	0	0	0	0	0	0.0	12	8.3
44	Brandon Hickey	D	23	1	1	2	-1	12	0	0	0	0	0	0	0	0	1	0	0	0	0	0.0	26	3.8
21	Jarrett Burton	C	39	1	1	2	-6	23	0	0	0	0	0	0	0	0	0	0	0	0	0	0.0	27	3.7
59	Matthew Spencer (total)	D	3	0	1	1	2	0	0	0	0	0	0	0	0	0	0	0	0	0	0	0.0	3	0.0
	SYR	D	2	0	1	1	2	0	0	0	0	0	0	0	0	0	0	0	0	0	0	0.0	3	0.0
	ROC	D	1	0	0	0	0	0	0	0	0	0	0	0	0	0	0	0	0	0	0	0.0	0	0.0
65	* Shaw Boomhower	LW	2	0	0	0	-1	7	0	0	0	0	0	0	0	0	0	0	0	0	0	0.0	2	0.0
1	* Ukko-Pekka Luukkonen	G	10	0	0	0	0	0	0	0	0	0	0	0	0	0	0	0	0	0	0	0.0	0	0.0
31	Jonas Johansson	G	22	0	0	0	0	0	0	0	0	0	0	0	0	0	0	0	0	0	0	0.0	0	0.0
	BENCH		62	2				18														0.0	2	
	TOTALS		62	181	297	476	11	618	40	77	9	8	31	35	16	6	13	8	3	23	2	13.0	2023	8.9

NO	GOALTENDER	GP	MINS	W	L	OT	SO	EN	GA	GAA	SOGP	SOW	SOL	SOGA	SOA	SO%	SA	SVS	SV%
31	Jonas Johansson	22	1212:59	14	4	3	2	1	46	2.28	2	0	2	2	6	0.667	584	538	0.921
35	Andrew Hammond	33	1922:49	16	12	3	4	6	81	2.53	3	1	2	2	10	0.800	876	795	0.908
1	* Ukko-Pekka Luukkonen	10	610:16	3	4	3	0	2	32	3.15	2	1	1	1	4	0.750	253	221	0.874
	EMPTY NET		31:48						9								9		
	TOTALS	62	3777:52	33	20	9	6	9	168	2.67	7	2	5	5	20	0.750	1722	1554	0.902

* - rookie



AMERKS ALL-TIME YEAR-BY-YEAR STATISTICS Record Book

2020-21 REGULAR SEASON PLAYER STATS

NO	NAME	POS	GP	G	A	PTS	+/-	PIM	PP	PPA	SHG	SHA	GW	FG	IG	OT	UA	EN	SOG	SOA	SGW	SO%	SH	SH%
81	Brett Murray	LW	27	9	11	20	-7	23	6	4	0	0	2	0	0	0	0	0	0	0	0	0.0	52	17.3
40	Remi Elie	LW	28	10	9	19	-1	18	1	3	0	0	0	2	1	0	1	1	0	0	0	0.0	61	16.4
28	Michael Mersch	LW	28	8	11	19	1	24	3	2	0	2	0	1	0	0	0	0	0	0	0	0.0	66	12.1
2	* Oskari Laaksonen	D	28	2	15	17	-6	6	2	8	0	0	0	1	0	0	0	0	0	0	0	0.0	28	7.1
39	Jean-Sebastien Dea	C	15	6	9	15	6	4	4	4	1	0	0	1	2	0	0	1	3	3	1	100.0	31	19.4
22	Arttu Ruotsalainen	C	13	5	8	13	-2	2	1	8	0	0	0	0	1	0	1	1	0	1	0	0.0	33	15.2
19	C.J. Smith	LW	15	4	9	13	-4	6	1	4	0	0	1	2	0	0	0	1	1	0	0	100.0	28	14.3
24	* Mattias Samuelsson	D	23	3	10	13	-8	12	0	1	0	1	0	0	0	0	1	0	0	0	0	0.0	39	7.7
5	Casey Fitzgerald	D	22	2	9	11	-10	34	0	3	1	0	0	0	0	0	0	0	0	0	0	0.0	39	5.1
57	Nick DeSimone (total)	D	22	0	11	11	-5	4	0	2	0	1	0	0	0	0	0	0	0	0	0	0.0	39	0.0
	SJ	D	14	0	5	5	-4	2	0	1	0	1	0	0	0	0	0	0	0	0	0	0.0	29	0.0
	ROC	D	8	0	6	6	-1	2	0	1	0	0	0	0	0	0	0	0	0	0	0	0.0	10	0.0
17	Steven Fogarty	RW	16	7	3	10	-8	10	5	1	0	1	1	1	0	1	0	0	0	1	0	0.0	35	20.0
29	* Dominic Franco	C	23	4	5	9	-6	24	1	0	0	0	1	0	0	0	0	0	0	0	0	0.0	27	14.8
43	Brent Gates Jr. (total)	LW	14	2	7	9	-9	4	0	2	0	0	0	0	0	0	0	0	0	0	0	0.0	21	9.5
	SD	LW	2	0	1	1	1	0	0	0	0	0	0	0	0	0	0	0	0	0	0	0.0	1	0.0
	ROC	LW	12	2	6	8	-10	4	0	2	0	0	0	0	0	0	0	0	0	0	0	0.0	20	10.0
25	* Jack Quinn	RW	15	2	7	9	-14	8	2	3	0	0	0	0	1	0	0	0	1	2	1	50.0	25	8.0
15	Andrew Oglevie	RW	12	3	4	7	-2	10	1	3	0	0	1	0	0	0	1	0	0	0	0	0.0	26	11.5
27	* Patrick Polino	RW	20	3	4	7	-3	2	0	1	1	0	0	0	0	0	0	0	0	0	0	0.0	26	11.5
20	* Ryan Jones	D	29	1	6	7	-9	14	0	0	0	1	0	1	0	0	0	0	0	0	0	0.0	27	3.7
45	Brendan Warren	LW	10	4	2	6	-1	2	0	0	1	0	1	0	0	0	0	0	0	0	0	0.0	16	25.0
12	* Matej Pekar	LW	25	1	5	6	-10	50	0	0	0	0	0	1	0	0	0	0	0	0	0	0.0	30	3.3
10	* Brandon Biro	LW	15	2	3	5	-5	4	0	2	0	0	0	0	0	0	0	0	0	0	0	0.0	20	10.0
7	Brandon Hawkins	RW	10	1	3	4	-3	24	0	1	0	0	0	0	0	0	0	0	0	1	0	0.0	15	6.7
44	* Griffin Luce	D	22	2	1	3	2	27	0	0	0	0	1	1	0	0	0	0	0	0	0	0.0	18	11.1
77	* Nicholas Welsh	D	17	1	2	3	-1	10	0	0	0	0	0	0	0	0	0	0	0	0	0	0.0	8	12.5
18	Jacob Bryson	D	5	0	3	3	-3	2	0	1	0	0	0	0	0	0	0	0	0	0	0	0.0	5	0.0
21	Ryan Scarfo	C	9	2	0	2	-3	10	0	0	0	0	1	1	0	0	0	0	0	0	0	0.0	11	18.2
13	Patrick McGrath	RW	11	1	1	2	1	24	0	0	0	0	0	0	0	0	0	0	0	0	0	0.0	1	100.0
8	Dylan Blujus	D	21	1	1	2	-6	14	0	0	0	0	0	1	0	0	0	0	0	0	0	0.0	16	6.3
74	Rasmus Asplund	C	3	0	2	2	-2	0	0	1	0	0	0	0	0	0	0	0	0	0	0	0.0	5	0.0
37	Dalton Smith	LW	22	1	0	1	-6	45	0	0	0	0	0	1	0	0	0	0	0	0	0	0.0	27	3.7
51	Alec McCrea	D	14	0	1	1	-1	4	0	0	0	0	0	0	0	0	0	0	0	0	0	0.0	5	0.0
88	Brandon Davidson	D	2	0	0	0	0	0	0	0	0	0	0	0	0	0	0	0	0	0	0	0.0	7	0.0
30	Dustin Tokarski	G	2	0	0	0	0	2	0	0	0	0	0	0	0	0	0	0	0	0	0	0.0	0	0.0
41	Michael Houser	G	4	0	0	0	0	0	0	0	0	0	0	0	0	0	0	0	0	0	0	0.0	0	0.0
31	Billy Christopoulos (total)	G	5	0	0	0	0	0	0	0	0	0	0	0	0	0	0	0	0	0	0	0.0	0	0.0
34	Stefanos Lekkas	G	7	0	0	0	0	0	0	0	0	0	0	0	0	0	0	0	0	0	0	0.0	0	0.0
1	* Ukko-Pekka Luukkonen	G	14	0	0	0	0	0	0	0	0	0	0	0	0	0	0	0	0	0	0	0.0	0	0.0
	BENCH		29	2				8														0.0	2	
	TOTALS		29	89	156	243	-122	429	27	53	4	5	9	13	6	1	4	3	5	9	2	55.6	759	11.5

NO	GOALTENDER	GP	MINS	W	L	OT	SO	EN	GA	GAA	SOGP	SOW	SOL	SOGA	SOA	SO%	SA	SVS	SV%
41	Michael Houser	4	231:55	1	3	0	0	1	9	2.33	0	0	0	0	0	0.000	119	110	0.924
30	Dustin Tokarski	2	119:35	1	1	0	0	0	5	2.51	0	0	0	0	0	0.000	73	68	0.932
1	* Ukko-Pekka Luukkonen	14	816:42	7	5	2	0	1	49	3.60	2	1	1	3	6	0.500	438	389	0.888
34	Stefanos Lekkas	7	402:59	1	5	1	0	3	29	4.32	0	0	0	0	0	0.000	212	183	0.863
31	Billy Christopoulos (total)	5	169:17	1	1	0	0	1	17	6.03	1	1	0	0	3	1.000	92	75	0.815
	EMPTY NET		20:25						6								6		
	TOTALS	29	1760:53	11	15	3	0	6	115	3.92	3	2	1	3	9	0.667	940	825	0.878

* - rookie



AMERKS ALL-TIME YEAR-BY-YEAR STATISTICS Record Book

2021-22 REGULAR SEASON PLAYER STATS

NO	NAME	POS	GP	G	A	PTS	+/-	PIM	PP	PPA	SHG	SHA	GW	FG	IG	OT	UA	EN	SOG	SOA	SGW	SO%	SH	SH%
77	* JJ Peterka	RW	70	28	40	68	-3	28	3	14	0	2	3	5	3	1	2	2	3	5	1	60.0	223	12.6
22	* Jack Quinn	RW	45	26	35	61	-6	23	10	13	1	1	6	7	0	0	0	0	2	4	1	50.0	143	18.2
28	Michael Mersch	LW	65	26	28	54	-3	39	8	10	0	0	1	7	2	0	1	1	0	0	0	0.0	147	17.7
25	Arttu Ruotsalainen	C	57	18	33	51	-9	26	3	11	1	0	3	1	3	1	2	0	3	5	1	60.0	160	11.3
7	Ethan Prow	D	70	10	39	49	-5	6	2	12	0	0	3	0	1	2	0	0	0	0	0	0.0	104	9.6
10	* Brandon Biro	LW	48	12	29	41	4	20	7	7	1	0	0	2	0	0	0	0	0	1	0	0.0	58	20.7
17	Sean Malone	C	39	20	17	37	-3	22	8	8	0	0	4	3	1	0	1	1	0	0	0	0.0	74	27.0
13	* Linus Weissbach	LW	67	16	21	37	7	32	1	8	0	0	2	2	1	0	1	0	0	1	0	0.0	83	19.3
2	Oskari Laaksonen	D	71	5	29	34	-9	44	4	23	0	0	1	1	0	1	0	0	0	0	0	0.0	67	7.5
81	Brett Murray	LW	52	15	17	32	-4	35	6	5	0	0	2	1	0	0	0	0	0	0	0	0.0	87	17.2
72	Ryan MacInnis	C	49	11	16	27	-4	33	2	2	0	0	1	2	2	0	0	3	0	0	0	0.0	88	12.5
14	Mark Jankowski	C	32	10	17	27	2	18	4	3	1	0	2	2	1	1	2	1	0	2	0	0.0	72	13.9
44	Josh Teves	D	72	6	15	21	-8	44	0	0	1	0	0	0	0	0	1	0	0	0	0	0.0	98	6.1
19	* Peyton Krebs (total)	LW	20	4	16	20	-11	16	3	7	0	0	2	0	0	1	0	0	1	1	1	100.0	29	13.8
	ROC	LW	18	4	11	15	-12	12	3	4	0	0	2	0	0	1	0	0	0	0	0	0.0	27	14.8
4	Jimmy Schuldt	D	61	5	12	17	1	58	0	0	0	1	0	1	1	0	1	0	0	0	0	0.0	82	6.1
24	* Mattias Samuelsson	D	22	2	13	15	-11	16	0	0	0	1	0	0	0	0	0	0	0	0	0	0.0	48	4.2
26	Mason Jobst	C	26	4	9	13	-3	16	2	2	0	0	0	1	1	0	0	0	0	0	0	0.0	24	16.7
5	Casey Fitzgerald	D	28	4	8	12	-1	43	0	0	0	0	1	0	0	0	0	0	0	0	0	0.0	45	8.9
91	Ryan Scarfo	C	63	4	8	12	-22	37	1	1	0	0	0	1	0	0	0	0	0	0	0	0.0	47	8.5
52	Mitch Eliot	D	51	3	7	10	-5	54	0	1	0	0	1	1	0	0	0	0	0	0	0	0.0	83	3.6
3	Mark Alt (total)	D	60	3	6	9	-17	24	0	0	0	0	0	0	0	0	0	1	0	0	0	0.0	61	4.9
	ROC	D	14	0	1	1	1	4	0	0	0	0	0	0	0	0	0	0	0	0	0	0.0	13	0.0
45	* Brendan Warren	LW	51	4	2	6	-9	22	0	0	0	0	0	0	0	0	1	0	0	0	0	0.0	57	7.0
12	Matej Pekar	LW	47	3	3	6	-4	56	0	0	0	0	0	0	0	0	0	0	0	0	0	0.0	54	5.6
88	Brandon Davidson	D	23	1	5	6	-5	38	0	0	0	0	0	0	0	0	0	0	0	0	0	0.0	28	3.6
18	Ben Holmstrom	C	25	0	6	6	1	19	0	0	0	1	0	0	0	0	0	0	0	0	0	0.0	22	0.0
47	Nick Boka	D	24	3	1	4	-4	63	0	0	0	0	0	0	0	0	0	0	0	0	0	0.0	17	17.6
16	* Peter Tischke	D	33	2	2	4	-3	35	0	0	0	0	0	0	0	0	0	0	0	0	0	0.0	36	5.6
11	* Lukas Rousek	RW	19	1	3	4	-5	2	0	0	0	0	0	1	0	0	0	0	0	0	0	0.0	9	11.1
29	* Dominic Franco	C	32	0	4	4	-6	19	0	0	0	0	0	0	0	0	0	0	0	0	0	0.0	33	0.0
36	Nick Pastujov	C	10	2	1	3	-3	6	1	0	0	0	1	1	0	0	0	0	0	0	0	0.0	14	14.3
21	Ara Nazarian	LW	14	2	1	3	-4	2	0	0	0	0	1	0	1	0	0	0	0	0	0	0.0	8	25.0
23	Lukas Craggs	LW	24	2	1	3	-5	36	0	0	0	0	0	0	0	0	0	0	0	0	0	0.0	19	10.5
27	Patrick Polino (total)	RW	16	2	0	2	-5	4	0	0	0	0	0	0	0	0	0	0	0	0	0	0.0	9	22.2
	ROC	RW	15	2	0	2	-5	2	0	0	0	0	0	0	0	0	0	0	0	0	0	0.0	9	22.2
1	Ukko-Pekka Luukkonen	G	35	0	2	2	0	0	0	1	0	0	0	0	0	0	0	0	0	0	0	0.0	0	0.0
43	Butrus Ghafari	D	3	0	1	1	3	0	0	0	0	0	0	0	0	0	0	0	0	0	0	0.0	2	0.0
48	David Drake	D	4	0	1	1	3	2	0	0	0	0	0	0	0	0	0	0	0	0	0	0.0	2	0.0
42	* Jack Doremus	C	5	0	1	1	0	0	0	0	0	0	0	0	0	0	0	0	0	0	0	0.0	4	0.0
8	Wyatt Ege (total)	D	6	0	1	1	1	4	0	0	0	0	0	0	0	0	0	0	0	0	0	0.0	8	0.0
	ROC	D	3	0	1	1	-2	2	0	0	0	0	0	0	0	0	0	0	0	0	0	0.0	3	0.0
20	* Matthew Cairns	D	2	0	0	0	1	0	0	0	0	0	0	0	0	0	0	0	0	0	0	0.0	2	0.0
42	Keeghan Howdeshell	LW	2	0	0	0	0	0	0	0	0	0	0	0	0	0	0	0	0	0	0	0.0	0	0.0
35	Charles Williams	G	2	0	0	0	0	0	0	0	0	0	0	0	0	0	0	0	0	0	0	0.0	0	0.0
51	Kohen Olischefski	RW	3	0	0	0	-1	0	0	0	0	0	0	0	0	0	0	0	0	0	0	0.0	2	0.0
42	* Jacob Pritchard (total)	LW	3	0	0	0	-3	2	0	0	0	0	0	0	0	0	0	0	0	0	0	0.0	1	0.0
	ROC	LW	2	0	0	0	-2	2	0	0	0	0	0	0	0	0	0	0	0	0	0	0.0	1	0.0
70	Nate Knoepke	D	4	0	0	0	-1	0	0	0	0	0	0	0	0	0	0	0	0	0	0	0.0	1	0.0
32	Mat Robson	G	10	0	0	0	0	0	0	0	0	0	0	0	0	0	0	0	0	0	0	0.0	0	0.0
41	Michael Houser	G	11	0	0	0	0	0	0	0	0	0	0	0	0	0	0	0	0	0	0	0.0	0	0.0
80	Aaron Dell	G	22	0	0	0	0	0	0	0	0	0	0	0	0	0	0	0	0	0	0	0.0	0	0.0
	BENCH		76	3				26														0.0	3	
	TOTALS		76	254	440	691	-144	942	65	125	5	6	34	39	17	7	12	8	8	18	3	44.4	2099	12.0

NO	GOALTENDER	GP	MINS	W	L	OT	SO	EN	GA	GAA	SOGP	SOW	SOL	SOGA	SOA	SO%	SA	SVS	SV%
80	Aaron Dell	22	1259:07	12	7	1	0	6	61	2.91	1	1	0	1	3	0.667	673	612	0.909
41	Michael Houser	11	583:51	5	4	0	0	2	29	2.98	1	1	0	0	2	1.000	290	261	0.900
1	Ukko-Pekka Luukkonen	35	2032:22	15	14	6	1	6	111	3.28	3	1	2	5	9	0.444	1108	997	0.900
32	Mat Robson	10	587:54	5	3	2	0	2	37	3.78	1	0	1	2	4	0.500	302	265	0.877
35	Charles Williams	2	117:30	0	1	1	0	2	11	5.62	0	0	0	0	0	0.000	60	49	0.817
	EMPTY NET		51:11						18							18			
	TOTALS	76	4631:55	37	29	10	1	18	267	3.46	6	3	3	8	18	0.556	2451	2184	0.891

* - rookie



SEASON OPENING GAME RESULTS

Record Book

SEASON OPENING GAME RESULTS

Year	Season Opener	Home Opener	Year	Season Opener	Home Opener
1956-57	3-6 @ Cleveland	2-2 -Cleveland (OT)	1990-91	3-5 vs. Newmarket	3-5 -Newmarket
1957-58	5-4 @ Buffalo	2-4 -Hershey	1991-92	2-5 vs. Adirondack	2-5 -Adirondack
1958-59	2-3 @ Buffalo (OT)	8-3 -Cleveland	1992-93	7-3 @ Hamilton	5-6 -Utica
1959-60	2-0 vs. Quebec	2-0 -Quebec	1993-94	2-6 vs. Albany	2-6 -Albany
1960-61	4-6 @ Buffalo (OT)	7-1 -Buffalo	1994-95	5-1 vs. Adirondack	5-1 -Adirondack
1961-62	3-2 vs. Buffalo (OT)	3-2 -Buffalo	1995-96	4-5 @ Cape Breton	4-2 -Cornwall
1962-63	6-1 vs. Cleveland	6-1 -Cleveland	1996-97	3-2 @ Providence	4-1 -Binghamton
1963-64	9-1 vs. Baltimore	9-1 -Baltimore	1997-98	2-1 @ Albany	3-2 -Syracuse (@ Buffalo)
1964-65	2-3 @ Buffalo	5-2 -Cleveland	1998-99	1-2 @ Adirondack	7-2 -Hershey
1965-66	2-3 @ Providence (OT)	3-6 -Quebec	1999-00	6-2 vs. Springfield	6-2 -Springfield
1966-67	1-3 @ Pittsburgh	5-2 -Hershey	2000-01	3-0 vs. Albany	3-0 -Albany
1967-68	5-4 @ Buffalo	5-1 -Baltimore	2001-02	0-3 vs. Bridgeport	0-3 -Bridgeport
1968-69	4-1 vs. Quebec	4-1 -Quebec	2002-03	2-2 vs. Albany	2-2 vs. Albany
1969-70	2-2 vs. Montreal	2-2 -Montreal	2003-04	2-1 vs. Hamilton	2-1 vs. Hamilton
1970-71	3-5 @ Baltimore	4-3 -Montreal	2004-05	2-7 vs. Manitoba	2-7 vs. Manitoba
1971-72	3-6 @ Cincinnati	4-0 -Baltimore	2005-06	8-5 vs. Toronto	8-5 vs. Toronto
1972-73	3-7 vs. Providence	3-7 -Providence	2006-07	6-0 vs. Albany	6-0 vs. Albany
1973-74	3-3 @ Boston	4-9 -Providence	2007-08	6-4 vs. Syracuse	6-4 vs. Syracuse
1974-75	4-4 vs. Richmond	4-4 -Richmond	2008-09	3-4 vs. Syracuse	3-4 vs. Syracuse
1975-76	6-3 vs. Nova Scotia	6-3 -Nova Scotia	2009-10	2-3 vs. Lake Erie (OT)	2-3 vs. Lake Erie (OT)
1976-77	3-3 vs. Nova Scotia	3-3 -Nova Scotia	2010-11	4-2 @ Toronto	3-4 vs. Hershey
1977-78	4-2 vs. Nova Scotia	4-2 -Nova Scotia	2011-12	2-5 @ Hamilton	1-5 vs. Wilkes-Barre/Scranton
1978-79	7-6 vs. Nova Scotia (OT)	7-6 -Nova Scotia (OT)	2012-13	6-5 vs. Syracuse (SO)	6-5 vs. Syracuse (SO)
1979-80	5-3 @ New Haven	3-4 -Adirondack (OT)	2013-14	1-8 vs. Grand Rapids	1-8 vs. Grand Rapids
1980-81	4-4 @ New Haven	4-4 -New Haven	2014-15	6-1 vs. Adirondack	6-1 vs. Adirondack
1981-82	2-2 @ New Brunswick	8-3 -Erie	2015-16	6-3 vs. Lake Erie	6-3 vs. Lake Erie
1982-83	2-4 vs. Baltimore	2-4 -Baltimore	2016-17	5-4 vs. Hershey	5-4 vs. Hershey
1983-84	8-2 vs. New Haven	8-2 -New Haven	2017-18	3-1 vs. Syracuse	3-1 vs. Syracuse
1984-85	6-5 @ Binghamton (OT)	3-2 -New Haven	2018-19	2-6 vs. Charlotte	2-6 vs. Charlotte
1985-86	4-3 vs. Binghamton	4-3 -Binghamton	2019-20	3-2 (OT) vs. Syracuse	3-2 (OT) vs. Syracuse
1986-87	5-4 @ Baltimore (SO)	5-1 -Binghamton	2020-21	2-3 vs. Utica	2-3 vs. Utica
1987-88	2-4 @ Maine	5-3 -Newmarket	2021-22	2-6 @ Utica	5-3 vs. Syracuse
1988-89	3-7 vs. Hershey	3-7 -Hershey	Record	33-26-7	40-20-6
1989-90	6-5 vs. Utica (OT)	6-5 -Utica	Goals	244-228	270-209



AMERKS ALL-TIME ATTENDANCE FIGURES

Record Book

ALL-TIME ATTENDANCE FIGURES FROM 1956-57 TO 2021-22

SEASON	TOTAL ATTEND.	AVG. ATTEND.	LEAGUE AVG	RANK
56-57	177,205	5,358	NA	NA
57-58	136,841	3,910	NA	NA
58-59	139,162	3,976	NA	NA
59-60	144,000	4,000	NA	NA
60-61	110,000	3,056	NA	NA
61-62	109,000	3,114	NA	NA
62-63	119,505	3,320	4,747	9
63-64	120,081	3,336	4,824	8
64-65	153,401	4,261	4,376	4
65-66	189,250	5,257	4,433	3
66-67	178,077	4,947	4,447	3
67-68	195,688	5,436	4,873	3
68-69	158,146	4,274	4,439	4
69-70	141,381	3,927	4,440	6
70-71	146,074	4,058	4,621	6
71-72	138,888	3,655	5,100	9
72-73	197,151	5,188	4,143	3
73-74	201,428	5,301	3,364	1
74-75	209,371	5,510	4,439	2
75-76	180,899	4,761	3,747	2
76-77	172,722	4,318	3,677	3
77-78	186,120	4,653	3,871	1
78-79	141,923	3,548	3,813	6
79-80	166,936	4,173	3,860	4
80-81	165,307	4,132	3,920	4
81-82	197,345	4,933	3,847	3
82-83	218,720	5,468	3,717	1
83-84	220,866	5,522	3,528	1
84-85	255,585	6,390	3,558	1
85-86	243,142	6,079	3,366	1
86-87	242,112	6,052	3,527	1
87-88	254,601	6,365	3,541	1
88-89	255,776	6,394	3,879	1
89-90	260,277	6,507	4,029	1
90-91	255,470	6,387	3,853	1
91-92	242,820	6,070	3,789	1
92-93	222,920	5,573	4,030	3
93-94	225,264	5,632	4,312	4
94-95	244,156	6,104	4,942	4
95-96	243,663	6,091	4,763	5
96-97	231,472	5,787	5,282	7
97-98	253,659	6,341	5,650	6
98-99	336,284	8,407	5,460	2
99-00	337,199	8,430	6,107	2
00-01	341,169	8,529	5,473	2
01-02	307,299	7,682	5,895	6
02-03	265,619	6,640	5,679	9
03-04	297,020	7,425	5,594	6
04-05	337,894	8,447	5,960	5
05-06	279,539	6,988	5,921	7
06-07	293,545	7,338	5,472	6
07-08	273,404	6,835	5,270	6
08-09	163,188	4,080	5,114	20
09-10	169,459	4,236	5,099	17
10-11	154,890	3,872	5,379	25
11-12	212,605	5,595	5,638	13
12-13	239,914	6,314	5,711	10
13-14	205,669	5,412	5,402	15
14-15	234,276	6,165	5,508	8
15-16	230,550	6,067	5,982	13
16-17	202,472	5,328	5,823	17
17-18	197,394	5,195	5,899	19
18-19	199,997	5,263	5,799	18
19-20*	149,656	4,828	5,538	21
20-21^	--	--	--	--
21-22	154,862	4,628	4,075	20

AMERKS ATTENDANCE

- Total Attendance for 66 years: 13,595,308 (2,513 home games)**
- Average per season: 205,990**
- Seating capacity at the renovated Blue Cross Arena expanded from 7,650 to 11,200 for the 1998-99 season. Current capacity 10,662. Blue Cross Arena single-game high: 11,200 - 4/7/00 vs. Hartford; 3/30/01 vs. Springfield; 4/01/05 vs. Cleveland
- Largest crowd to see an Amerks' home game (First Niagara Center): 19,070 - 12/28/12 vs. Lake Erie
- Second-largest crowd to see an Amerks' home game (HSBC Arena): 17,898 - 12/28/04 vs. Edmonton
- Attendance for the Amerks' first-ever outdoor game (Frontier Field): 11,015 (standing room-only) - 12/13/13 vs. Lake Erie

* Remainder of the 2019-20 regular season and 2020 Calder Cup Playoffs were canceled on May 11, 2020 due to the COVID-19 pandemic.

** Only 31 home games were played during the 2019-20 regular season and 15 home games during the 2020-21 season.

^ Amerks played 2020-21 season without fans due to COVID-19 protocols.



AMERKS ALL-TIME TEAM LEADERS

Record Book

GAMES PLAYED

1	Jody Gage	653
2	Dick Gamble	569
3	Norm Armstrong	566
4	Chris Taylor	519
5	Darryl Sly	517
6	Stan Smrke	513
7	Scott Metcalfe	499
8	Bronco Horvath	473
9	Gerry Ehman	465
10	Dan Frawley	456
11	Les Duff	399
12	Don Cherry	390
13	Randy Cunneynworth	377
14	Doug Janik	376
15	Norm Milley	367
16	Jim Jackson	360
17	Geordie Robertson	359
18	Dave Fenyses	358
19	Dean Melanson	353
20	Don McSween	348

POINTS

1	Jody Gage	728
2	Dick Gamble	565
3	Bronco Horvath	542
4	Gerry Ehman	520
5	Chris Taylor	481
6	Stan Smrke	436
7	Geordie Robertson	395
8	Norm Armstrong	391
9	Scott Metcalfe	349
10	Bob Mongrain	339
11	Barry Merrell	321
12	Craig Charron	311
13	Ron Garwasiuk	308
14	Gordie Clark	302
15	Jim Jackson	298
16	Mal Davis	287
17	Todd Simon	268
18	Claude Verret	259
19	Jim Pappin	258

GOALS

1	Jody Gage	351
2	Dick Gamble	300
3	Gerry Ehman	237
4	Bronco Horvath	199
5	Stan Smrke	197
6	Norm Armstrong	166
7	Geordie Robertson	164
8	Mal Davis	155
9	Bob Mongrain	153
10	Chris Taylor	142
	Scott Metcalfe	137
12	Barry Merrell	134
	Jim Pappin	134
14	Ron Garwasiuk	130
15	Gordie Clark	123
16	Craig Charron	121
17	Claude Verret	111
18	Ken Priestlay	102
19	Randy Cunneynworth	101
20	Steve Langdon	97

ASSISTS

1	Jody Gage	377
2	Bronco Horvath	343
3	Chris Taylor	339
4	Gerry Ehman	283
5	Dick Gamble	265
6	Stan Smrke	239
7	Geordie Robertson	231
8	Norm Armstrong	225
9	Scott Metcalfe	211
10	Jim Jackson	205
11	Craig Charron	190
12	Barry Merrell	187
13	Bob Mongrain	186
14	Todd Simon	183
15	Gordie Clark	179
16	Ron Garwasiuk	178
17	Domenic Pittis	171
18	Don McSween	170
19	Steve Kraftcheck	156
	Phil Varone	156



AMERKS ALL-TIME TEAM LEADERS

Record Book

PENALTY MINUTES

1	Scott Metcalfe	1,424
2	Jim Hofford	1,212
3	Dan Frawley	1,060
4	Sean Mcmorrow	1,015
5	Norm Armstrong	983
6	Dean Melanson	850
7	Scott Nichol	813
8	Rob Ray	796
9	Rumun Ndur	795
10	Chris Langevin	750
11	Andrew Peters	733
12	Doug Janik	686
13	Kevin Kerr	680
14	Doug Houda	669
15	Brad Rubachuk	665
16	Ron Garwasiuk	653
17	Brad Miller	642
18	Sean O'donnell	637
19	Ray Maluta	608
20	Lou Crawford	589

GOALTENDING WINS

1	Bobby Perreault	108
2	Gerry Cheevers	101
3	Jacques Cloutier	96
4	Ryan Miller	92
5	Darcy Wakaluk	81

COACHING WINS

1	Randy Cunneyworth	340
2	John Vanboxmeer	337
3	Joe Crozier	260
4	Brian Mccutcheon	128
5	Mike Keenan	116



AMERKS SINGLE-SEASON TEAM RECORDS

Record Book

AMERKS SINGLE-SEASON TEAM RECORDS

MOST POINTS:	2004-05 (51-19-4-6)	112
MOST WINS:	1998-99	52
MOST LOSSES:	2007-08	52
MOST TIES (no overtime):	1969-70	16
MOST TIES:	1993-94, 2001-02	15
MOST HOME POINTS:	1987-88 (30-6-4)	64
MOST HOME WINS:	1987-88	30
MOST HOME LOSSES:	2010-11	22
MOST HOME TIES:	1969-70, 2002-03	9
MOST ROAD POINTS:	1998-99 (25-10-4-1)	55
MOST ROAD WINS:	1998-99, 2018-19 (25-9-3-1)	25
MOST ROAD LOSSES:	1962-63	30
MOST ROAD TIES:	2001-02	9
FEWEST POINTS:	1969-70 (18-38-16)	52
FEWEST WINS:	1969-70	18
FEWEST LOSSES:	1964-65, 1965-66, 1973-74	21
FEWEST TIES (no overtime):	1967-68	9
FEWEST TIES:	1963-64, 1983-84	2
FEWEST HOME POINTS:	2010-11 (14-20-2-4)	34
FEWEST HOME WINS:	1969-70, 2010-11 (14-20-2-4)	14
FEWEST HOME LOSSES:	1965-66	4
FEWEST HOME TIES:	1959-60, 1964-65	0
FEWEST ROAD POINTS:	1962-63 (4-30-2)	10
FEWEST ROAD WINS:	1962-63, 1969-70	4
FEWEST ROAD LOSSES:	1998-99	11
FEWEST ROAD TIES:	1956-57, 1963-64, 1983-84	1*
MOST SHOOTOUT WINS:	2012-13	10
MOST SHOOTOUT LOSSES:	2008-09	8
FEWEST SHOOTOUT LOSSES:	2009-10, 2012-13, 2014-15, 2015-16	1
MOST SCORING POINTS:	1982-83	1,043
MOST GOALS SCORED:	1982-83	389
MOST ASSISTS:	1982-83	654
MOST POWER-PLAY GOALS:	1992-93	109
MOST SHORTHANDED GOALS:	1982-83, 1988-89, 1989-90	19
MOST HOME GOALS:	1982-83	220
FEWEST GOALS SCORED:	2019-20	181**
MOST PENALTY MINUTES:	1995-96	2,588
FEWEST PENALTY MINUTES:	2019-20	618**
MOST GOALS SCORED AGAINST:	1978-79	349
FEWEST GOALS SCORED AGAINST:	2019-20	173**
	1998-99	176*



AMERKS SINGLE-SEASON TEAM RECORDS

Record Book

AMERKS SINGLE-SEASON TEAM RECORDS (CONTINUED)

FEWEST ROAD GOALS AGAINST:	1998-99.....	86*
MOST FORTY-GOAL SCORERS:	1974-75, 1982-83, 1989-90.....	3
MOST THIRTY-GOAL SCORERS:	1964-65, 1981-82, 1982-83.....	5
MOST TWENTY-GOAL SCORERS:	1973-74, 1977-78, 1982-83.....	8
MOST SHUTOUTS:	2004-05.....	9
	(Ryan Miller - 8, Tom Askey - 1)	
LONGEST WINNING STREAK:	Oct. 11-Nov. 2, 1984.....	11
	April 14-May 19, 1996	
	Oct. 12-Nov. 10, 2009	
LONGEST HOME WIN STREAK:	Dec. 17, 2004-Mar. 4, 2005.....	17
LONGEST UNBEATEN STREAK:	1965-66 (13-0-1).....	14
	Oct. 24-Dec. 4, 1965	
	1999-2000 (12-0-2)	
	Feb. 6-Mar. 10, 2000	
LONGEST LOSING STREAK:	Feb. 6-Feb. 21, 1981.....	10
	Oct. 2-Oct. 29, 1988	
	Dec. 1-Dec. 26, 2007	
LONGEST WINLESS STREAK:	Mar. 20-Apr. 5, 1970 (0-10-4).....	14

*AHL Record

** Amerks played only 62 games during the 2019-20 regular season. Remainder of the 2019-20 regular season and 2020 Calder Cup Playoffs were canceled on May 11, 2020 due to the COVID-19 pandemic. The AHL's standings - sorted by points percentage - and statistics as of March 12, 2020 are considered final and official.



TEAM GAME RECORDS & SEASON TEAM RECORDS

Record Book

ALL-TIME TEAM GAME RECORDS

MOST GOALS:	vs. Cleveland, Nov. 24, 1966	14
MOST GOALS ON ROAD:	vs. Springfield, April 1, 1972	10
	vs. Fredericton, Nov. 24, 1981	
	vs. Maine, Dec. 29, 1982	
MOST ASSISTS:	vs. St. Catharines, April 7, 1985	25
MOST POINTS:	vs. St. Catharines, April 7, 1985	38
MOST TOTAL GOALS:	Rochester 14 - Cleveland 6, Nov. 24, 1966	20
GREATEST WINNING MARGIN:	Rochester 13 - New Haven 1, Jan. 17, 1975	12
GREATEST LOSING MARGIN:	Rochester 3 - Providence 15, Feb. 13, 1972	12
	Rochester 1 - Nova Scotia 13, Feb. 15, 1980	
	Rochester 0 - Baltimore 12, Nov. 23, 1984	
SCORELESS TIES:	vs. Buffalo, Nov. 7, 1964	
	vs. Pittsburgh, Mar. 31, 1967	
	vs. Baltimore, Feb. 26, 1971	
	vs. Richmond, Feb. 11, 1972	
	vs. Virginia, Jan. 27, 1974	
	at Halifax, Nov. 20, 1991	
	vs. Adirondack, Nov. 10, 1997	

ALL-TIME SEASON TEAM RECORDS

DIVISION CHAMPIONSHIPS:	1964-65, 1965-66, 1967-68.....	14
	1973-74, 1977-78, 1982-83	
	1986-87, 1989-90, 1990-91	
	1996-97, 1998-99, 1999-2000,	
	2000-01, 2004-05	
OVERALL REGULAR SEASON POINT CHAMPIONSHIP:	1964-65, 1967-68, 1973-74.....	6
	1982-83, 1990-91, 2004-05	
CALDER CUP CHAMPIONSHIPS:	1964-65, 1965-66, 1967-68.....	6
	1982-83, 1986-87, 1995-96	



AMERKS SINGLE-SEASON INDIVIDUAL RECORDS

Record Book

AMERKS SINGLE-SEASON INDIVIDUAL RECORDS

MOST GOALS:	Paul Gardner.....	61	(1985-86)
MOST ASSISTS:	Geordie Robertson.....	73	(1982-83)
MOST POINTS:	Geordie Robertson.....	119	(1982-83)
<hr/>			
MOST PENALTY MINUTES:	Rob Ray.....	446	(1988-89)
<hr/>			
MOST GOALS BY CENTER:	Paul Gardner.....	61	(1985-86)
MOST ASSISTS BY CENTER:	Geordie Robertson.....	73	(1982-83)
MOST POINTS BY CENTER:	Geordie Robertson.....	119	(1982-83)
<hr/>			
MOST GOALS BY RIGHT WING:	Jody Gage.....	60	(1987-88)
MOST ASSISTS BY RIGHT WING:	Ed Litzenberger.....	61	(1964-65)
MOST POINTS BY RIGHT WING:	Jody Gage.....	104	(1987-88)
<hr/>			
MOST GOALS BY LEFT WING:	Murray Kuntz.....	51	(1973-74)
MOST ASSISTS BY LEFT WING:	Stan Smrke.....	59	(1964-65)
MOST POINTS BY LEFT WING:	Dick Gamble.....	98	(1965-66)
	Mike Donnelly.....	98	(1989-90)
<hr/>			
MOST GOALS BY DEFENSEMAN:	Zach Redmond.....	21	(2018-19)
	Rick Pagnutti.....	18	(1972-73)
MOST ASSISTS BY DEFENSEMAN:	Bob Hess.....	58	(1980-81)
MOST POINTS BY DEFENSEMAN:	Bob Hess.....	75	(1980-81)
<hr/>			
MOST GOALS BY GOALTENDER:	Darcy Wakaluk.....	1	(1987-88)*
	Robb Stauber.....	1	(1995-96)
MOST ASSISTS BY GOALTENDER:	Darcy Wakaluk.....	7	(1989-90)*
	David Littman.....	7	(1990-91)
MOST POINTS BY GOALTENDER:	Darcy Wakaluk.....	7	(1989-90)*
	David Littman.....	7	(1990-91)
<hr/>			
MOST PIMs BY CENTER:	Brad Rubachuk.....	246	(1993-94)
MOST PIMs BY RIGHT WING:	Kevin Kerr.....	352	(1987-88)
MOST PIMs BY LEFT WING:	Rob Ray.....	446	(1988-89)
MOST PIMs BY DEFENSEMAN:	Jim Hofford.....	322	(1987-88)
MOST PIMs BY GOALTENDER:	Jim Pettie.....	55	(1976-77)
<hr/>			
MOST GOALS BY A ROOKIE:	Thomas Vanek.....	42	(2004-05)
	Donald Audette.....	42	(1989-90)
MOST ASSISTS BY A ROOKIE:	Todd Simon.....	66	(1992-93)
MOST POINTS BY A ROOKIE:	Peter Ciavaglia.....	98	(1991-92)
MOST PIMs BY A ROOKIE:	Rob Ray.....	446	(1988-89)



AMERKS SINGLE-SEASON INDIVIDUAL RECORDS

Record Book

AMERKS SINGLE-SEASON INDIVIDUAL RECORDS (CONTINUED)

MOST POWER-PLAY GOALS:	Thomas Vanek	25	(2004-05)
	Paul Gardner	25	(1985-86)
MOST SHORT-HANDED GOALS:	Gary McAdam	11	(1982-83)*
MOST GAME-WINNING GOALS:	Dean Sylvester	10	(1998-99)
MOST UNASSISTED GOALS:	Paul O'Neil	9	(1975-76)
LONGEST POINT STREAK:	Peter Ciavaglia	25 games	(1992-93)
	(22+26=48)		
HIGHEST SHOOTING PERCENTAGE:	Dane Jackson	27.0	(1995-96)*

*AHL Record



SINGLE-SEASON INDIVIDUAL GOALTENDERS RECORDS

Record Book

AMERKS SINGLE-SEASON INDIVIDUAL GOALTENDERS RECORDS

MOST GAMES PLAYED BY A GOALTENDER: Gerry Cheevers.....	72	(1964-65)
MOST MINUTES PLAYED BY A GOALTENDER: ... Gerry Cheevers.....	4,359	(1964-65)
MOST WINS BY A GOALTENDER: Gerry Cheevers.....	48	(1964-65)*
MOST TIES: Mika Noronen	12	(2001-02)
MOST LOSSES: Ed Walsh.....	27	(1979-80)
..... Jacques Cloutier.....	27	(1980-81)
MOST TIES/SHOOTOUT LOSSES: Vince Tremblay.....	8	(1984-85)
MOST SHUTOUTS BY A GOALTENDER: Ryan Miller	8	(2004-05)
..... Bob Perreault.....	6	(1967-68)
..... Martin Biron.....	6	(1998-99)
..... Mika Noronen	6	(1999-00)
LOWEST GOALS-AGAINST AVERAGE: Martin Biron.....	2.07	(1998-99)
HIGHEST SAVE PERCENTAGE: Martin Biron.....	.930	(1998-99)#

*AHL Record #Tied for AHL Record



AMERKS INDIVIDUAL GAME RECORDS

Record Book

AMERKS INDIVIDUAL GAME RECORDS

LARGEST CROWD:	First Niagara Center	19,070	(12/28/12)
	(Buffalo, NY)		(Amerks 4, Lake Erie 1)
MOST GOALS:	Jason Pominville	5	(10/21/05)
	Donald Audette	5	(10/29/89)
	Dave Hynes	5	(1/17/75)
	Mal Davis (3)	4	(2/14/82, 1/2/83, 10/5/83)
	Jody Gage (3)	4	(10/18/85, 10/26/85, 3/14/90)
	Geordie Robertson (2)	4	(3/7/82, 4/3/83)
	Dick Gamble (2)	4	(10/16/66, 10/29/66)
	Jack Quinn	4	(1/15/22)
	Derek Whitmore	4	(11/25/11)
	Scott McCrory	4	(11/3/90)
	Grant Martin	4	(3/29/89)
	Ken Priestlay	4	(3/10/89)
	Gates Orlando	4	(3/23/84)
	Bill Bennett	4	(11/3/78)
	Dave Hynes	4	(10/17/75)
	Dave Hrechosky	4	(12/1/72)
	Bronco Horvath	4	
TWO FASTEST SHG'S:	Jody Gage	8 seconds	(3/25/89)*
MOST ASSISTS:	Chris Taylor	6	(10/21/05)
	Geordie Robertson	6	(12/26/83)
	Ed Litzenberger	6	(1/24/65)
	Rudy Migay	6	(2/6/59)
MOST ASSISTS BY A GOALTENDER:	Lynn Zimmerman	3	(1972-73)*
MOST POINTS:	Darrin Shannon	7	(1/31/91)
	Geordie Robertson	7	(12/26/83)
	Ed Joyal	7	(2/24/67)
MOST PIM:	Wally Weir	54	(1/16/81)
			(4 misconducts, 2 majors, 2 minors)

*AHL Record



AMERKS 20-GOAL SCORERS

Record Book

1956-57

Bronco Horvath	37
Eddie Mazur	24
Paul Mashick	24
Gordie Hannigan	21
Ab McDonald	21
Earl Balfour	21

1957-58

Ab McDonald	30
Earl Balfour	27
Eddie Mazur	22
Stan Smrke	20
Skippy Burchell	20

1958-59

Bill Hicke	41
Gary Aldcorn	37
Cecil Hoekstra	26
Rudy Migay	24
Guy Rousseau	20

1959-60

Stan Smrke	40
Bob Nevin	32
Pat Hannigan	29
Hank Ciesla	27
Dave Creighton	25
Dick Van Impe	25
Bill Saunders	24

1960-61

Gerry Ehman	32
Hank Ciesla	30
Dave Creighton	30
Guy Rousseau	26
Duke Edmondson	25
Wally Boyer	24
Dick Van Impe	21

1961-62

Dick Gamble	39
Gerry Ehman	29
Jim Pappin	28
Bruce Draper	25
Wally Boyer	20

1962-63

Dick Gamble	35
Jim Pappin	34
Gerry Ehman	30
Gene Ubriaco	22
Stan Smrke	22
John MacMillan	22

1963-64

Gerry Ehman	36
Dick Gamble	34
Bronco Horvath	25
Stan Smrke	23
Wally Boyer	20

1964-65

Dick Gamble	48
Bronco Horvath	38
Gerry Ehman	38
Stan Smrke	33
Norm Armstrong	32
Ed Litzenberger	25
Wally Boyer	20

1965-66

Dick Gamble	47
Gerry Ehman	39
Jim Pappin	36
Mike Walton	35
Bronco Horvath	27

1966-67

Dick Gamble	46
Gerry Ehman	33
Ed Joyal	32
Stan Smrke	31
Bronco Horvath	29
Don Blackburn	20

1967-68

Bob Barlow	43
Bryan Hextall	24
Bob Cook	22
Dick Gamble	20

1968-69

Ron Ward	35
Tom McCarthy	31
Dick Gamble	30
Norm Armstrong	29

1969-70

Norm Armstrong	30
John Gofton	27
Bob Cook	26
Rene Robert	23
Jack Stanfield	21

1970-71

Duke Harris	29
Ralph Stewart	27
Don Blackburn	25
Ron Ward	23
Bob Cook	22

1971-72

Duke Harris	27
Bob Walton	25
Doug Brindley	20

1972-73

Barry Merrell	32
Bob Kelly	27
Gene Sobchuk	22

1973-74

Murray Kuntz	51
Barry Merrell	28
Bob Ellett	26
Gary Bredin	26
Art Stratton	24
Ron Dussiaume	23
Ross Butler	21
Larry McKillop	21



AMERKS 20-GOAL SCORERS

Record Book

1974-75

Doug Gibson	44
Barry Merrell	44
Dave Hynes	42
Ron Garwasiuk	36
Gordie Clark	22

1975-76

Dave Hynes	37
Paul O'Neil	35
Gordie Clark	30
Barry Merrell	28
Rene Drolet	23

1976-77

Doug Gibson	41
Gordie Clark	34
Ron Garwasiuk	32
Rick Adduono	29
Rene Drolet	28
Mike Byers	25
Jim Jones	24

1977-78

Rick Adduono	38
Gordie Clark	37
Steve Langdon	30
Ron Garwasiuk	29
Earl Anderson	26
Rene Drolet	24
Sean Shanahan	20
Brian McGregor	20

1978-79

Bill Bennett	33
Brian McGregor	25
Steve Langdon	25
Steve West	24
Barry Smith	23
Tom Songin	21
Daryl Drader	20

1979-80

Chris Halyk	28
Geordie Robertson	26
Bob Mongrain	25
Paul Crowley	24
Joe Kowal	20

1980-81

Ron Carter	31
Jean-Francois Sauve	29
Paul Crowley	24
Bob Mongrain	21
Peter Horachek	20

1981-82

Bob Mongrain	37
Chris Halyk	36
Kai Suikkanen	34
Mal Davis	32
Gilles Hamel	31
Dave Gorman	26

1982-83

Geordie Robertson	46
Mal Davis	43
Gary McAdam	40
Kai Suikkanen	33
Jean-Francois Sauve	30
Bob Mongrain	29
Yvon Lambert	26
Randy Cunneynworth	23

1983-84

Mal Davis	55
Bob Mongrain	41
Claude Verrett	39
Geordie Robertson	37
Yvon Lambert	27
Warren Harper	25

1984-85

Claude Verret	40
Randy Cunneynworth	30
Warren Harper	29
Ted Nolan	28
Geordie Robertson	27
Gates Orlando	26
Gary Burns	22

1986-87

Paul Gardner	61
Jody Gage	42
Doug Trapp	21
Mal Davis	21

1986-87

Bob Logan	30
Don Lever	29
Doug Trapp	27
Jody Gage	26
Gates Orlando	22

1987-88

Jody Gage	60
Ken Priestlay	27
Benoit Hogue	24
Jim Jackson	23
Bob Logan	23

1988-89

Ken Priestlay	56
Mike Donnelly	32
Jody Gage	31
Scott Metcalfe	20
Kevin Kerr	20

1989-90

Jody Gage	45
Mike Donnelly	43
Donald Audette	42
Francois Guay	28
Steve Ludzik	25
Darrin Shannon	20

1990-91

Jody Gage	42
Don Biggs	31
Scott McCrory	27
Darrin Shannon	26
Joel Savage	25
Francois Guay	24
Steve Ludzik	22

1991-92

Jody Gage	40
Peter Ciavaglia	37
Dan Frawley	28
Jiri Sejba	27
Jason Winch	23



AMERKS 20-GOAL SCORERS

Record Book

1992-93

Jody Gage	40
Peter Ciavaglia	35
Scott Thomas	32
Todd Simon	27
Jozef Cierny	27
Doug MacDonald	25
Jason Young	20

1993-94

Todd Simon	33
Viktor Gordiouk	28
Doug MacDonald	25
Jason Dawe	22

1994-95

Viktor Gordiouk	31
Jason Dawe	27
Todd Simon	25
Matthew Barnaby	21
Doug MacDonald	21
Scott Thomas	21

1995-96

Craig Charron	43
Dixon Ward	38
Dane Jackson	27
Barrie Moore	26
Rob Conn	22
Scott Metcalfe	21

1996-97

Terry Yake	34
Scott Metcalfe	32
Craig Charron	24
Dane Jackson	24
Vaclav Varada	23
Scott Nichol	22
Curtis Brown	22

1997-98

Vaclav Varada	30
Craig Charron	25

1998-99

Domenic Pittis	38
Dean Sylvester	35
Mike Harder	31
Craig Fisher	29
Matt Davidson	26

1999-00

Denis Hamel	30
Jeremy Adduono	23
Jason Cipolla	23
Chris Taylor	21
Darren VanOene	20

2000-01

Jeremy Adduono	24
Francois Methot	22
Norm Milley	20
Joe Murphy	20
Chris Taylor	20

2001-02

Christian Matte	22
Chris Taylor	21
Norm Milley	20

2002-03

Jason Botterill	37
Denis Hamel	27

2003-04

Jason Pominville	34
Domenic Pittis	20

2004-05

Thomas Vanek	42
Jason Pominville	30
Chris Taylor	21

2005-06

Chris Thorburn	23
Clarke MacArthur	21

2006-07

Michael Ryan	28
Mark Mancari	23
Drew Stafford	22
Clarke MacArthur	21

2007-08

Mark Mancari	21
Stefan Meyer	21
Dylan Hunter	20

2008-09

Karl Stewart	20
--------------	----

2009-10

Jeff Taffe	28
Jamie Johnson	27
Michal Repik	22
Graham Mink	20

2010-11

Michael Duco	20
--------------	----

2011-12

Derek Whitmore	28
Paul Szczechura	21

2012-13

Mark Mancari	22
--------------	----

2013-14

Luke Adam	29
-----------	----

2014-15

None	
------	--

2015-16

Eric O'Dell	25
Cole Schneider	21
Justin Bailey	20



AMERKS 20-GOAL SCORERS

Record Book

2016-17

Nick Baptiste	25
Cole Schneider	24
Justin Bailey	23

2017-18

None

2018-19

Victor Olofsson	30
C.J. Smith	28
Taylor Leier	22
Zach Redmond	21
Wayne Simpson	21
Danny O'Regan	20

2019-20*

None

2020-21**

None

2022-22

JJ Peterka	28
Jack Quinn	26
Michael Mersch	26

* Remainder of the 2019-20 regular season and 2020 Calder Cup Playoffs were canceled on May 11, 2020 due to the COVID-19 pandemic.

** Amerks played only 29 games during the 2020-21 season.



AMERKS 85-POINT PERFORMANCES

Record Book

AMERKS 85-POINT PERFORMANCES

YEAR	PLAYER	GP	G	A	PTS
82-83	Geordie Robertson	72	46	73	119
74-75	Doug Gibson	75	44	72	116
85-86	Paul Gardner	71	61	51	112
64-65	Bronco Horvath	72	38	68	106
87-88	Jody Gage	76	60	44	104
98-99	Domenic Pittis	76	38	66	104
83-84	Mal Davis	71	55	48	103
92-93	Peter Ciavaglia	64	35	67	102
96-97	Terry Yake	78	34	67	101
85-86	Jody Gage	73	42	57	99
82-83	Jean-Francois Sauve	73	30	69	99
65-66	Dick Gamble	71	47	51	98
89-90	Mike Donnelly	68	43	55	98
77-78	Rick Adduono	76	38	60	98
91-92	Peter Ciavaglia	77	37	61	98
76-77	Doug Gibson	78	41	56	97
58-59	Billy Hicke	69	41	56	97
95-96	Craig Charron	72	43	52	95
67-68	Bob Barlow	72	43	52	95
73-74	Art Stratton	76	24	71	95
95-96	Dixon Ward	71	38	56	94
88-89	Ken Priestlay	64	56	37	93
84-85	Claude Verret	76	40	53	93
92-93	Todd Simon	67	27	66	93
64-65	Stan Smrke	71	33	59	92
83-84	Geordie Robertson	64	37	54	91
83-84	Claude Verrett	65	39	51	90
94-95	Todd Simon	69	25	65	90
89-90	Donald Audette	70	42	46	88
65-66	Gerry Ehman	70	39	49	88
77-78	Gordie Clark	75	37	51	88
90-91	Don Biggs	65	31	57	88
64-65	Gerry Ehman	70	38	49	87
65-66	Jim Pappin	63	36	51	87
73-74	Barry Merrell	75	28	59	87
65-66	Mike Walton	68	35	51	86
64-65	Ed Litzenberger	72	25	61	86
74-75	Barry Merrell	74	44	41	85
90-91	Jody Gage	73	42	43	85
83-84	Bob Mongrain	78	41	44	85
63-64	Gerry Ehman	66	36	49	85
93-94	Todd Simon	55	33	52	85

Performances in bold won the John B. Sollenberger Trophy as the AHL's leading scorer.



ROCHESTER AMERICANS

PLAYOFFS





PLAYOFF NOTES

Playoff History

ALL-TIME PLAYOFF RESULTS

47 Playoffs

87 series:	46 wins	41 losses
427 Games Played:	217 wins	210 losses
212 home games:	128 wins	84 losses
215 away games:	91 wins	124 losses
75 Overtime Games:	33 wins	42 losses
36 home OT games:	20 wins	16 losses
39 away OT games:	13 wins	26 losses
Scoring Breakdown:	1,416 goals for	1,359 goals-against
Home:	778 goals for	649 goals-against
Away:	638 goals for	710 goals-against

Number of games opponents shutout: 19

Number of games were shutout by opponents: 15

6 – Calder Cup Championships: 1964-65 vs. Hershey, 1965-66 vs. Cleveland, 1967-68 vs. Quebec, 1982-83 vs. Maine, 1986-87 vs. Sherbrooke, 1995-96 vs. Portland

10 – Calder Cup Runners-up: 1956-57 vs. Cleveland, 1959-60, 1989-90, 1990-91 vs. Springfield, 1966-67 vs. Pittsburgh, 1976-77 vs. Nova Scotia, 1983-84 vs. Maine, 1992-93 vs. Cape Bretons, 1998-99 vs. Providence, 1999-00 vs. Hartford

First Place Teams to Win Playoffs: 1964-65, 1965-66, 1967-68, 1982-83, 1986-87

AMERKS LEADERS IN PLAYOFF SCORING (CALDER CUP)

Year	Player	GP	G	A	PTS
1964-65	Billy Harris	10	5	12	17
1965-66	Mike Walton	12	8	4	12
1982-83	J-F Sauve	16	7	21	28
1986-87	Gates Orlando	18	9	13	22
1990-91	Don Biggs	15	9	14	23
1995-96	Dixon Ward	19	11	24	35



PLAYOFF NOTES

Playoff History

ALL-TIME AMERKS PLAYOFF RECORDS

All-time leading scorer

Jody Gage..... 81 GP 36+43=79

Most goals scored in one playoff

Sean McKenna..... 14 goals in 16 games (1982-83)
 Jody Gage..... 14 goals in 17 games (1986-87)
 J.P. Dumon..... 14 goals in 21 games (1999-00)

Most assists in one playoff

Domenic Pittis..... 26 in 21 games (1999-00, Tied AHL Record)

Most points in one playoff

Dixon Ward..... 35 points in 19 games (1995-96)

Most goals scored by a rookie in one playoff

Sean McKenna..... 14 goals in 16 games (1982-83, Tied AHL Record)

Most wins by a goaltender in one playoff

Steve Shields..... 15 (1995-96, Tied AHL Record)

Most losses by a goaltender in one playoff

Jacques Cloutier..... 9 (1984)

Most shutouts in one playoff

Mika Noronen..... 6 (1999-00, AHL Record)

Lowest GAA in one playoff (minimum of 5 games)

Mika Noronen..... 1.80 (2000)

Highest Save Percentage in one playoff (minimum of 5 games)

Mika Noronen..... .935 (2000)

Most defeats in succession in one playoff

4..... 1973-74, 1975-76, 1979-80, 1984-85,
 1990-91, 1992-93, 1993-94

Biggest comeback

1959-60 playoff series, down 3-0 vs. Cleveland and won series 4-3.

The 1959-60 edition of the Rochester Americans was the first team to win a best-of-seven series after losing the first three games. The Amerks fell behind the Cleveland Barons, 3-0, in the semifinals of the Calder Cup playoffs in '59-60. After losing 2-0, 2-1 and 7-5, the Amerks recorded 5-3, 4-1, 5-3 and 4-1 victories. The Amerks went on to lose the final to Springfield, 4-1.

Adirondack (Red Wings) came back against Hershey to win its series 4-3 after being down 3-0 in the 1988-89 playoffs.



CALDER CUP CHAMPIONSHIP TEAMS

Playoff History

AMERKS CALDER CUP CHAMPIONSHIP TEAMS

1964-65 Rochester Americans: Coach Joe Crozier, Al Arbour, Norman "Red" Armstrong, Wally Boyer, Don Cherry, Les Duff, Gerry Ehman, Dick Gamble, Billy Harris, Larry Hillman, Bronco Horvath, Ed Litzenberger, Jim Pappin, Duane Rupp, Darryl Sly, Stan Smrke, Gerry Cheevers (G)

1965-66 Rochester Americans: Coach Joe Crozier, Al Arbour, Norman "Red" Armstrong, Don Cherry, Brian Conacher, Les Duff, Gerry Ehman, Darryl Edestrand, Dick Gamble, Bronco Horvath, Larry Jeffrey, Ed Litzenberger, Jim Pappin, Duane Rupp, Darryl Sly, Stan Smrke, Bobby Perreault (G), Gary Smith (G)

1967-68 Rochester Americans: Coach Joe Crozier, Norman "Red" Armstrong, Bob Barlow, Don Cherry, Bob Cook, Les Duff, Dick Gamble, Murray Hall, George Harris, Bryan Hextall, Bronco Horvath, Don Johns, Len Lunde, Jim McKenny, Jim Pappin, Marc Reaume, Darryl Sly, Ted Taylor, Bobby Perreault (G), Carl Wetzel (G)

1982-83 Rochester Americans: Coach Mike Keenan, Lou Crawford, Randy Cunneyworth, Steve Dykstra, Clint Fehr, Jere Gilles, Val James, Don Keller, Yvon Lambert, Chris Langevin, Heikki Leime, Gary McAdam, Sean McKenna, Mike Moller, Bob Mongrain, Daniel Naud, Geordie Robertson, Dirk Rueter, Jean-Francois Sauve, Venci Sebek, Kai Suikkonen, Kari Souraniemi, Jim Wiemer, Jacques Cloutier (G), Paul Harrison (G)

1986-87 Rochester Americans: Coach John Van Boxmeer, Mikael Andersson, Jack Brownschidle, Paul Brydges, Al Conroy, Richie Dunn, Jay Fraser, Dave Fenyves (Playoff MVP), Jody Gage, Richard Hajdu, Bob Halkidis, Jim Hofford, Benoit Hogue, Jim Jackson, Don Lever, Bob Logan, Gates Orlando, Jayson Meyer, Jeff Parker, Ken Priestlay, Andy Ristau, Ray Sheppard, Doug Trapp, Claude Verret, Daren Puppa (G), Darcy Wakaluk (G)

1995-96 Rochester Americans: Coach John Tortorella, Curtis Brown, Craig Charron, Jason Cirone, Rob Conn, David Cooper, Scott Feasby, Dan Frawley, Terry Hollinger, Brian Holzinger, Doug Houda, Dane Jackson, Steve Junker, Sergei Klimentiev, Jamie Leach, Dean Melanson, Scott Metcalfe, Barrie Moore, Rumun Ndur, Scott Nichol, Wayne Primeau, Vaclav Varada, Dixon Ward (Playoff MVP), Bob Westerby, Shayne Wright, John Blue (G), Steve Shields (G)





CALDER CUP CHAMPIONS

Playoff History

CALDER CUP CHAMPIONS

Season	Champion	Losing Finalist	Series
1936-37	Syracuse Stars	Philadelphia Ramblers	3-1
1937-38	Providence Reds	Syracuse Stars	3-1
1938-39	Cleveland Barons	Philadelphia Ramblers	3-1
1939-40	Providence Reds	Pittsburgh Hornets	3-0
1940-41	Cleveland Barons	Hershey Bears	3-2
1941-42	Indianapolis Capitals	Hershey Bears	3-2
1942-43	Buffalo Bisons	Indianapolis Capitals	3-0
1943-44	Buffalo Bisons	Cleveland Barons	4-0
1944-45	Cleveland Barons	Hershey Bears	4-2
1945-46	Buffalo Bisons	Cleveland Barons	4-0
1946-47	Hershey Bears	Pittsburgh Hornets	4-3
1947-48	Cleveland Barons	Buffalo Bisons	4-0
1948-49	Providence Reds	Hershey Bears	4-3
1949-50	Indianapolis Capitals	Cleveland Barons	4-0
1950-51	Cleveland Barons	Pittsburgh Hornets	4-3
1951-52	Pittsburgh Hornets	Providence Reds	4-2
1952-53	Cleveland Barons	Pittsburgh Hornets	4-3
1953-54	Cleveland Barons	Hershey Bears	4-2
1954-55	Pittsburgh Hornets	Buffalo Bisons	4-2
1955-56	Providence Reds	Cleveland Barons	4-0
1956-57	Cleveland Barons	Rochester Americans	4-1
1957-58	Hershey Bears	Springfield Indians	4-2
1958-59	Hershey Bears	Buffalo Bisons	4-2
1959-60	Springfield Indians	Rochester Americans	4-1
1960-61	Springfield Indians	Hershey Bears	4-0
1961-62	Springfield Indians	Buffalo Bisons	4-1
1962-63	Buffalo Bisons	Hershey Bears	4-3
1963-64	Cleveland Barons	Quebec Aces	4-0
1964-65	Rochester Americans	Hershey Bears	4-1
1965-66	Rochester Americans	Cleveland Barons	4-2
1966-67	Pittsburgh Hornets	Rochester Americans	4-0
1967-68	Rochester Americans	Quebec Aces	4-2
1968-69	Hershey Bears	Quebec Aces	4-1
1969-70	Buffalo Bisons	Springfield Kings	4-0
1970-71	Springfield Kings	Providence Reds	4-0
1971-72	Nova Scotia Voyageurs	Baltimore Clippers	4-2
1972-73	Cincinnati Swords	Nova Scotia Voyageurs	4-1
1973-74	Hershey Bears	Providence Reds	4-1
1974-75	Springfield Indians	New Haven Nighthawks	4-1
1975-76	Nova Scotia Voyageurs	Hershey Bears	4-1
1976-77	Nova Scotia Voyageurs	Rochester Americans	4-2
1977-78	Maine Mariners	New Haven Nighthawks	4-1
1978-79	Maine Mariners	New Haven Nighthawks	4-0
1979-80	Hershey Bears	New Brunswick Hawks	4-2
1980-81	Adirondack Red Wings	Maine Mariners	4-2
1981-82	New Brunswick Hawks	Binghamton Whalers	4-1



CALDER CUP CHAMPIONS

Playoff History

CALDER CUP CHAMPIONS

Season	Champion	Losing Finalist	Series
1982-83	Rochester Americans	Maine Mariners	4-0
1983-84	Maine Mariners	Rochester Americans	4-1
1984-85	Sherbrooke Canadiens	Baltimore Skipjacks	4-2
1985-86	Adirondack Red Wings	Hershey Bears	4-2
1986-87	Rochester Americans	Sherbrooke Canadiens	4-3
1987-88	Hershey Bears	Fredericton Express	4-0
1988-89	Adirondack Red Wings	New Haven Nighthawks	4-1
1989-90	Springfield Indians	Rochester Americans	4-2
1990-91	Springfield Indians	Rochester Americans	4-2
1991-92	Adirondack Red Wings	St. John's Maple Leafs	4-3
1992-93	Cape Breton Oilers	Rochester Americans	4-1
1993-94	Portland Pirates	Moncton Hawks	4-2
1994-95	Albany River Rats	Fredericton Canadiens	4-0
1995-96	Rochester Americans	Portland Pirates	4-3
1996-97	Hershey Bears	Hamilton Bulldogs	4-1
1997-98	Philadelphia Phantoms	Saint John Flames	4-2
1998-99	Providence Bruins	Rochester Americans	4-1
1999-00	Hartford Wolf*Pack	Rochester Americans	4-2
2000-01	Saint John Flames	Wilkes-Barre/Scranton Penguins	4-2
2001-02	Chicago Wolves	Bridgeport Sound Tigers	4-1
2002-03	Houston Aeros	Hamilton Bulldogs	4-3
2003-04	Milwaukee Admirals	Wilkes-Barre/Scranton Penguins	4-0
2004-05	Philadelphia Phantoms	Chicago Wolves	4-0
2005-06	Hershey Bears	Milwaukee Admirals	4-2
2006-07	Hamilton Bulldogs	Hershey Bears	4-1
2007-08	Chicago Wolves	Wilkes-Barre/Scranton Penguins	4-2
2008-09	Hershey Bears	Manitoba Moose	4-2
2009-10	Hershey Bears	Texas Stars	4-2
2010-11	Binghamton Senators	Houston Aeros	4-2
2011-12	Norfolk Admirals	Toronto Marlies	4-0
2012-13	Grand Rapids Griffins	Syracuse Crunch	4-2
2013-14	Texas Stars	St. John's IceCaps	4-1
2014-15	Manchester Monarchs	Utica Comets	4-1
2015-16	Lake Erie Monsters	Hershey Bears	4-0
2016-17	Grand Rapids Griffins	Syracuse Crunch	4-2
2017-18	Toronto Marlies	Texas Stars	4-3
2018-19	Charlotte Checkers	Chicago Wolves	4-1
2019-20*	<i>Calder Cup not awarded due to COVID-19 pandemic</i>		
2020-21**	<i>Calder Cup not awarded</i>		
2021-22	Chicago Wolves	Springfield Thunderbirds	4-1

*The AHL canceled the remainder of the 2019-20 regular season and 2020 Calder Cup Playoffs on May 11, 2020 due to the outbreak of the COVID-19 pandemic.

**AHL did not have a traditional Calder Cup Playoffs format for 2020-21 season.



PLAYOFF RESULTS vs AHL TEAMS

Playoff History

AMERICANS VS. ABBOTSFORD HEAT (INACTIVE)

Series: 0-1 2009-10	Games: 7 Division Semifinals	Wins: 3	Losses: 4 Abbotsford won 4-3
-------------------------------	--	----------------	--

AMERICANS VS. ADIRONDACK RED WINGS (INACTIVE)

Series: 2-2 1987-88 1991-92: 1995-96: 1998-99:	Games: 16 Quarterfinals League Semifinals Division Semifinals Quarterfinals	Wins: 10 AMERICANS won 3-0 AMERICANS won 3-0	Losses: 6 Adirondack won 4-3 Adirondack won 2-1
---	--	---	--

AMERICANS VS. ALBANY RIVER RATS (INACTIVE)

Series: 1-1 1996-97 1999-00	Games: 12 Division Finals Quarterfinals	Wins: 6 AMERICANS won 3-2	Losses: 6 Albany won 4-3
--	--	--	------------------------------------

AMERICANS VS. BALTIMORE CLIPPERS (INACTIVE)

Series: 1-0 1966-67	Games: 4 Semifinals	Wins: 3 AMERICANS WON 3-1	Losses: 1
-------------------------------	-------------------------------	--	------------------

AMERICANS VS. BALTIMORE SKIPJACKS (INACTIVE)

Series: 2-1 1983-84 1984-85 1989-90	Games: 17 Semifinals Quarterfinals Semifinals	Wins: 9 AMERICANS won 4-2 AMERICANS won 4-2	Losses: 8 Baltimore won 4-1
---	---	--	---------------------------------------

AMERICANS VS. BELLEVILLE SENATORS

Series: 1-0 2021-22	Games: 2 Qualifying Round	Wins: 2 AMERICANS won 2-0	Losses: 0
-------------------------------	-------------------------------------	--	------------------

AMERICANS VS. BINGHAMTON RANGERS (INACTIVE)

Series: 3-1 1990-91 1991-92 1992-93 1994-95	Games: 23 Semifinals Division Finals Division Finals Division Semifinals	Wins: 13 AMERICANS won 4-0 AMERICANS won 4-3 AMERICANS won 4-3	Losses: 10 Binghamton won 4-1
--	---	---	---

AMERICANS VS. BINGHAMTON WHALERS (INACTIVE)

Series: 2-1 1981-82 1982-83 1986-87	Games: 16 Semifinals Quarterfinals Semifinals	Wins: 9 AMERICANS won 4-1 AMERICANS won 4-2	Losses: 7 Binghamton won 4-1
---	---	--	--

AMERICANS VS. BOSTON BRAVES (INACTIVE)

Series: 0-1 1972-73	Games: 6 Quarterfinals	Wins: 2	Losses: 4 Boston won 4-2
-------------------------------	----------------------------------	----------------	------------------------------------



PLAYOFF RESULTS vs AHL TEAMS

Playoff History

AMERICANS VS. BUFFALO BISON (INACTIVE)

Series: 0-2 1958-59 1961-62	Games: 7 Semifinals Quarterfinals	Wins: 1	Losses: 6 Buffalo won 4-1
--	--	----------------	-------------------------------------

AMERICANS VS. CAPE BRETON OILERS (INACTIVE)

Series: 0-1 1992-93	Games: 5 Calder Cup Finals	Wins: 1	Losses: 4 Cape Breton won 4-1
-------------------------------	--------------------------------------	----------------	---

AMERICANS VS. CHICAGO WOLVES

Series: 0-1 2013-14	Games: 5 Conference Quarterfinals	Wins: 2	Losses: 3 Chicago won 3-2
-------------------------------	---	----------------	-------------------------------------

AMERICANS VS. CLEVELAND BARONS (INACTIVE)

Series: 3-3 1956-57 1959-60 1962-63 1963-64 1965-66 1966-67	Games: 27 Calder Cup Finals Semifinals Quarterfinals Quarterfinals Calder Cup Finals Quarterfinals	Wins: 12 AMERICANS won 4-3 AMERICANS won 4-2 AMERICANS won 3-2	Losses: 15 Cleveland won 4-1 Cleveland won 2-0 Cleveland won 2-0
--	---	---	--

AMERICANS VS. CORNWALL ACES (INACTIVE)

Series: 1-0 1995-96	Games: 4 Division Final	Wins: 4 AMERICANS won 4-0	Losses: 0
-------------------------------	-----------------------------------	-------------------------------------	------------------

AMERICANS VS. HAMILTON BULLDOGS (INACTIVE)

Series: 4-1 1998-99 1999-00 2003-04 2004-05 2006-07	Games: 26 Division Semifinals Semifinals Division Finals Division Semifinals Division Semifinals	Wins: 18 AMERICANS won 4-2 AMERICANS won 4-2 AMERICANS won 4-0 AMERICANS won 4-0	Losses: 8 Hamilton won 4-2
---	--	---	--

AMERICANS VS. HARTFORD WOLF*PACK

Series: 0-1 1990-00	Games: 6 Calder Cup Finals	Wins: 2	Losses: 4 Hartford won 4-2
-------------------------------	--------------------------------------	----------------	--------------------------------------

AMERICANS VS. HERSHEY BEARS

Series: 6-1 1964-65 1967-68 1986-87 1990-91 1991-92 1993-94 1999-00	Games: 34 Calder Cup Finals Quarterfinals Quarterfinals Quarterfinals Division Semifinals Division Semifinals Conference Finals	Wins: 24 AMERICANS won 4-1 AMERICANS won 4-1 AMERICANS won 4-1 AMERICANS won 4-1 AMERICANS won 4-2 AMERICANS won 4-0	Losses: 10 Hershey won 4-0
---	---	---	--

AMERICANS VS. LAVAL ROCKET

Series: 0-1 2021-22	Games: 3 Division Finals	Wins: 0	Losses: 3 Laval won 3-0
-------------------------------	------------------------------------	----------------	-----------------------------------



PLAYOFF RESULTS vs AHL TEAMS

Playoff History

AMERICANS VS. MAINE MARINERS (INACTIVE)

Series: 1-1	Games: 9	Wins: 5	Losses: 4
1982-83	Calder Cup Finals	AMERICANS won 4-0	
1983-84	Calder Cup Finals		Maine won 4-1

AMERICANS VS. MANITOBA MOOSE

Series: 0-1	Games: 5	Wins: 1	Losses: 4
2004-05	Division Finals		Manitoba won 4-1

AMERICANS VS. MILWAUKEE ADMIRALS

Series: 0-2	Games: 8	Wins: 2	Losses: 6
2002-03	Conference Qualifier		Milwaukee won 2-1
2003-04	Conference Finals		Milwaukee won 4-1

AMERICANS VS. NEW HAVEN NIGHTHAWKS (INACTIVE)

Series: 3-3	Games: 33	Wins: 15	Losses: 18
1973-74	Quarterfinals		New Haven won 4-2
1976-77	Semifinals	AMERICANS won 4-2	
1977-78	Quarterfinals		New Haven won 4-2
1979-80	Quarterfinals		New Haven won 4-0
1981-82	Quarterfinals	AMERICANS won 3-1	
1982-83	Semifinals	AMERICANS won 4-3	

AMERICANS VS. NOVA SCOTIA VOYAGEURS (INACTIVE)

Series: 1-2	Games: 16	Wins: 6	Losses: 10
1974-75	Quarterfinals	AMERICANS won 4-2	
1975-76	Semifinals		Nova Scotia won 4-0
1976-77	Calder Cup Finals		Nova Scotia won 4-2

AMERICANS VS. PHILADELPHIA PHANTOMS (INACTIVE)

Series: 1-3	Games: 16	Wins: 6	Losses: 10
1997-98	Division Semifinals		Philadelphia won 3-1
1998-99	Western Conference Finals	AMERICANS won 4-2	
2000-01	Quarterfinals		Philadelphia won 3-1
2001-02	Conference Qualifier		Philadelphia won 2-0

AMERICANS VS. PITTSBURGH HORNETS (INACTIVE)

Series: 0-1	Games: 4	Wins: 0	Losses: 4
1966-67	Calder Cup Finals		Pittsburgh won 4-0

AMERICANS VS. PORTLAND PIRATES (INACTIVE)

Series: 1-0	Games: 7	Wins: 4	Losses: 3
1995-96	Calder Cup Finals	AMERICANS won 4-3	

AMERICANS VS. PROVIDENCE BRUINS

Series: 0-1	Games: 5	Wins: 1	Losses: 4
1998-99	Calder Cup Finals		Providence won 4-1



PLAYOFF RESULTS vs AHL TEAMS

Playoff History

AMERICANS VS. PROVIDENCE REDS (INACTIVE)

Series: 2-0	Games: 8	Wins: 7	Losses: 1
1956-57	Semifinals	AMERICANS won 4-1	
1975-76	Quarterfinals	AMERICANS won 3-0	

AMERICANS VS. QUEBEC ACES (INACTIVE)

Series: 3-0	Games: 17	Wins: 12	Losses: 5
1964-65	Semifinals	AMERICANS won 4-1	
1965-66	Semifinals	AMERICANS won 4-2	
1967-68	Calder Cup Finals	AMERICANS won 4-2	

AMERICANS VS. SHERBROOKE CANADIENS (INACTIVE)

Series: 1-0	Games: 7	Wins: 4	Losses: 3
1986-87	Calder Cup Finals	AMERICANS won 4-3	

AMERICANS VS. SPRINGFIELD KINGS/INDIANS (INACTIVE)

Series: 0-4	Games: 23	Wins: 7	Losses: 16
1959-60	Calder Cup Finals		Springfield won 4-1
1974-75	Semifinals		Springfield won 4-2
1989-90	Calder Cup Finals		Springfield won 4-2
1990-91	Calder Cup Finals		Springfield won 4-2

AMERICANS VS. ST. CATHARINES SAINTS (INACTIVE)

Series: 1-0	Games: 7	Wins: 4	Losses: 3
1983-84	Quarterfinals	AMERICANS won 4-3	

AMERICANS VS. SYRACUSE CRUNCH

Series: 3-1	Games: 18	Wins: 11	Losses: 7
1995-96	Conference Finals	AMERICANS won 4-1	
1996-97	Division Semifinals	AMERICANS won 3-0	
2003-04	Division Semifinals	AMERICANS won 4-3	
2017-18	Division Semifinals		Syracuse won 3-0

AMERICANS VS. TORONTO MARLIES

Series: 0-3	Games: 9	Wins: 0	Losses: 9
2011-12	Conference Quarterfinals		Toronto won 3-0
2012-13	Conference Quarterfinals		Toronto won 3-0
2018-19	Division Semifinals		Toronto won 3-0

AMERICANS VS. UTICA COMETS

Series: 1-0	Games: 5	Wins: 3	Losses: 2
2021-22	Division Semifinals	AMERICANS won 3-2	

AMERICANS VS. UTICA DEVILS (INACTIVE)

Series: 2-0	Games: 10	Wins: 8	Losses: 2
1989-90	Quarterfinals	AMERICANS won 4-1	
1992-93	Division Semifinals	AMERICANS won 4-1	



PLAYOFF SERIES SUMMARY

Playoff History

CALDER CUP FINALS: 16 series – 103 games (48 wins, 55 losses)

Calder Cup Championships: 6
Against: Cleveland, Hershey, Maine, Portland, Quebec, Sherbrooke

Calder Cup Runners-up: 10
Against: Cleveland, Cape Breton, Hartford, Maine, Nova Scotia, Pittsburgh, Providence, Springfield (3)

CONFERENCE FINALS: 4 series – 20 games (13 wins, 7 losses)

Won: 3
Against: Hershey, Syracuse, Philadelphia

Lost: 1
Against: Milwaukee

LEAGUE SEMIFINALS: 19 series – 102 games (58 wins, 44 losses)

Won: 3
Against: Baltimore (3), Binghamton (2), Cleveland, Hamilton, Hershey, New Haven (2), Providence, Quebec (2)

Lost: 6
Against: Adirondack, Buffalo, Binghamton, New Haven, Nova Scotia, Springfield

DIVISION FINALS: 11 series – 56 games (30 wins, 26 losses)

Won: 6
Against: Adirondack, Hamilton (2), Hershey, Syracuse (2)

Lost: 5
Against: Binghamton, Hamilton, Hershey, Laval, Philadelphia

DIVISION SEMIFINALS: 3 series – 11 games (3 wins, 8 losses)

Won: 1
Against: Utica

Lost: 2
Against: Syracuse, Toronto

CONFERENCE QUARTERFINALS: 23 series – 102 games (50 wins, 52 losses)

Won: 11
Against: Adirondack, Albany, Binghamton, Cleveland, Hershey (2), New Haven, Nova Scotia, Providence, St. Catharines, Utica

Lost: 12
Against: Adirondack, Baltimore, Boston, Buffalo, Chicago, Cleveland (2), New Haven (2), Philadelphia, Toronto (2)

QUALIFIER: 3 series – 7 games (3 wins, 4 losses)

Won: 1
Against: Belleville

Lost: 2
Against: Milwaukee, Philadelphia



PLAYOFFS 1957-2022

Playoff History

PLAYOFF HISTORY

YEAR/SERIES	DATE	AWAY	HOME	OT
1957 - Roch. 4 / Prov. 1	March 26 - Game 1	Rochester 1	Providence 0	
	March 28 - Game 2	Rochester 1	Providence 0	
	March 29 - Game 3	Providence 4	Rochester 3	
	March 3 - Game 4	Providence 1	Rochester 5	
	April 3 - Game 5	Rochester 4	Providence 2	
1957 - Clev. 4 / Roch. 1	April 9 - Game 1	Rochester 1	Cleveland 2	OT
	April 10 - Game 2	Cleveland 2	Rochester 3	OT
	April 13 - Game 3	Rochester 1	Cleveland 5	
	April 14 - Game 4	Cleveland 6	Rochester 3	
	April 17 - Game 5	Rochester 4	Cleveland 5	2OT
1958 - Amerks did not make the playoffs				
1959 - Buff. 4 / Roch. 1	March 25 - Game 1	Rochester 2	Buffalo 3	
	March 28 - Game 2	Rochester 0	Buffalo 1	OT
	April 3 - Game 3	Buffalo 1	Rochester 4	
	April 5 - Game 4	Buffalo 3	Rochester 2	OT
	April 7 - Game 5	Rochester 2	Buffalo 3	
1960 - Roch. 4 / Clev. 3	March 30 - Game 1	Cleveland 2	Rochester 0	
	April 1 - Game 2	Cleveland 2	Rochester 1	
	April 2 - Game 3	Rochester 5	Cleveland 7	
	April 3 - Game 4	Rochester 5	Cleveland 3	
	April 5 - Game 5	Cleveland 1	Rochester 4	
	April 9 - Game 6	Rochester 5	Cleveland 3	
	April 10 - Game 7	Cleveland 1	Rochester 4	
1960 - Spr. 4 / Roch. 1 Springfield wins Calder Cup	April 13 - Game 1	Rochester 2	Springfield 3	
	April 16 - Game 2	Rochester 2	Springfield 3	
	April 17 - Game 3	Springfield 2	Rochester 7	
	April 19 - Game 4	Springfield 3	Rochester 2	
	April 22 - Game 5	Rochester 3	Springfield 6	
1961 - Amerks did not make the playoffs				
1962 - Buff. 2 / Roch. 0	April 4 - Game 1	Rochester 2	Buffalo 3	
	April 6 - Game 2	Buffalo 5	Rochester 1	
1963 - Clev. 2 / Roch. 0	April 3 - Game 1	Rochester 3	Cleveland 6	
	April 5 - Game 2	Cleveland 6	Rochester 3	
1964 - Clev. 2 / Roch. 0	April 1 - Game 1	Cleveland 6	Rochester 3	
	April 4 - Game 2	Rochester 1	Cleveland 4	
1965/A - Roch. 4 / Que. 1	March 31 - Game 1	Quebec 2	Rochester 4	
	April 2 - Game 2	Quebec 1	Rochester 5	
	April 4 - Game 3	Rochester 3	Quebec 5	
	April 7 - Game 4	Rochester 5	Quebec 1	
	April 8 - Game 5	Quebec 2	Rochester 5	



PLAYOFFS 1957-2022

Playoff History

PLAYOFF HISTORY

YEAR/SERIES	DATE	AWAY	HOME	OT
1965/E - Roch. 4 / Hers. 1 Rochester wins Calder Cup	April 21 - Game 1	Hershey 1	Rochester 2	OT
	April 23 - Game 2	Hershey 3	Rochester 8	
	April 24 - Game 3	Rochester 2	Hershey 5	
	April 28 - Game 4	Rochester 3	Hershey 2	
	April 30 - Game 5	Hershey 2	Rochester 6	
1966/A - Roch. 4 / Que. 2	April 13 - Game 1	Rochester 3	Quebec 2	
	April 17 - Game 2	Rochester 2	Quebec 5	
	April 20 - Game 3	Quebec 5	Rochester 3	
	April 23 - Game 4	Quebec 2	Rochester 7	
	April 24 - Game 5	Rochester 4	Quebec 2	
	April 27 - Game 6	Quebec 3	Rochester 6	
1966/E - Roch. 4 / Clev. 2 Rochester wins Calder Cup	April 30 - Game 1	Cleveland 0	Rochester 4	
	May 4 - Game 2	Rochester 1	Cleveland 2	
	May 7 - Game 3	Rochester 1	Cleveland 5	
	May 8 - Game 4	Cleveland 1	Rochester 3	
	May 10 - Game 5	Cleveland 0	Rochester 7	
May 13 - Game 6	Rochester 3	Cleveland 2		
1967/C - Roch. 3 / Clev. 2	April 5 - Game 1	Cleveland 4	Rochester 1	
	April 7 - Game 2	Cleveland 4	Rochester 1	
	April 8 - Game 3	Rochester 3	Cleveland 2	OT
	April 11 - Game 4	Rochester 2	Cleveland 0	
	April 12 - Game 5	Cleveland 1	Rochester 3	
1967/D - Roch. 3 / Balt. 1	April 16 - Game 1	Baltimore 3	Rochester 4	3OT
	April 18 - Game 2	Baltimore 5	Rochester 3	
	April 21 - Game 3	Rochester 4	Baltimore 0	
	April 23 - Game 4	Rochester 7	Baltimore 5	
1967/E - Pitts. 4 / Roch. 0 Pittsburgh wins Calder Cup	April 26 - Game 1	Rochester 1	Pittsburgh 7	
	April 28 - Game 2	Pittsburgh 2	Rochester 1	
	April 29 - Game 3	Rochester 1	Pittsburgh 5	
	April 30 - Game 4	Rochester 3	Pittsburgh 4	OT
1968/A - Roch. 4 / Hers. 1	April 3 - Game 1	Hershey 2	Rochester 4	
	April 5 - Game 2	Hershey 1	Rochester 4	
	April 6 - Game 3	Rochester 2	Hershey 1	OT
	April 10 - Game 4	Rochester 1	Hershey 7	
	April 12 - Game 5	Hershey 2	Rochester 5	
1968/D - Roch. 4 / Que. 2 Rochester wins Calder Cup	April 24 - Game 1	Quebec 2	Rochester 4	
	April 26 - Game 2	Quebec 2	Rochester 4	
	April 28 - Game 3	Rochester 3	Quebec 6	
	April 30 - Game 4	Rochester 5	Quebec 6	OT
	May 3 - Game 5	Quebec 3	Rochester 4	OT
	May 4 - Game 6	Rochester 4	Quebec 2	
1969-72 - Amerks did not make the playoffs				



PLAYOFFS 1957-2022

Playoff History

PLAYOFF HISTORY

YEAR/SERIES	DATE	AWAY	HOME	OT
1973 - Bos. 4 / Roch. 2	April 3 - Game 1	Rochester 2	Boston 3	OT
	April 7 - Game 2	Rochester 4	Boston 6	
	April 8 - Game 3	Boston 4	Rochester 5	
	April 11 - Game 4	Boston 3	Rochester 5	
	April 13 - Game 5	Rochester 4	Boston 5	
	April 15 - Game 6	Boston 6	Rochester 4	
1974/A - N.H 4 / Roch. 2	April 3 - Game 1	New Haven 3	Rochester 4	OT
	April 5 - Game 2	New Haven 1	Rochester 2	
	April 10 - Game 3	Rochester 2	New Haven 5	
	April 13 - Game 4	Rochester 4	New Haven 5	
	April 14 - Game 5	New Haven 4	Rochester 1	
	April 16 - Game 6	Rochester 3	New Haven 6	
1975/B - Roch. 4 / N.S. 2	April 2 - Game 1	Nova Scotia 3	Rochester 2	OT
	April 6 - Game 2	Nova Scotia 4	Rochester 5	
	April 9 - Game 3	Rochester 2	Nova Scotia 1	
	April 11 - Game 4	Rochester 2	Nova Scotia 1	
	April 13 - Game 4	Nova Scotia 6	Rochester 3	
	April 16 - Game 6	Rochester 5	Nova Scotia 2	
1975/E - Spr. 4 / Roch. 2	April 18 - Game 1	Springfield 2	Rochester 5	OT
	April 20 - Game 2	Rochester 4	Springfield 5	
	April 22 - Game 3	Springfield 2	Rochester 4	
	April 23 - Game 4	Rochester 1	Springfield 6	
	April 25 - Game 5	Springfield 5	Rochester 2	
	April 27 - Game 6	Rochester 3	Springfield 4	
1976 - Roch. 3 / Prov. 0	April 4 - Game 1	Providence 3	Rochester 5	
	April 7 - Game 2	Rochester 3	Providence 1	
	April 9 - Game 3	Providence 4	Rochester 6	
1976 - N. S. 4 / Roch. 0	April 12 - Game 1	Rochester 2	Nova Scotia 6	
	April 14 - Game 2	Rochester 3	Nova Scotia 5	
	April 16 - Game 3	Nova Scotia 5	Rochester 1	
	April 18 - Game 4	Nova Scotia 6	Rochester 3	
1977 - Roch. 4 / N. H. 2	April 2 - Game 1	Rochester 1	New Haven 2	
	April 3 - Game 2	New Haven 5	Rochester 3	
	April 6 - Game 3	Rochester 5	New Haven 2	
	April 8 - Game 4	New Haven 3	Rochester 6	
	April 9 - Game 5	Rochester 6	New Haven 4	
	April 10 - Game 6	New Haven 4	Rochester 5	
1977 - N.S. 4 / Roch. 2	April 18 - Game 1	Rochester 4	Nova Scotia 3	
	April 20 - Game 2	Rochester 1	Nova Scotia 5	
	April 22 - Game 3	Nova Scotia 2	Rochester 3	
	April 24 - Game 4	Nova Scotia 5	Rochester 3	
	April 27 - Game 5	Rochester 1	Nova Scotia 3	
	April 30 - Game 6	Nova Scotia 4	Rochester 3	



PLAYOFFS 1957-2022

Playoff History

PLAYOFF HISTORY

YEAR/SERIES	DATE	AWAY	HOME	OT
1978 - N.H. 4 / Roch. 2	April 19 - Game 1	New Haven 1	Rochester 6	
	April 20 - Game 2	Rochester 1	New Haven 2	
	April 23 - Game 3	New Haven 4	Rochester 7	
	April 25 - Game 4	Rochester 3	New Haven 4	
	April 26 - Game 5	New Haven 4	Rochester 3	
	April 28 - Game 6	Rochester 1	New Haven 2	
1979 – Amerks did not make the playoffs				
1980/C - N. H. 4 / Roch. 0	April 8 - Game 1	Rochester 1	New Haven 4	
	April 10 - Game 2	New Haven 4	Rochester 2	
	April 12 - Game 3	Rochester 4	New Haven 8	
	April 15 - Game 4	New Haven 6	Rochester 4	
1981 – Amerks did not make the playoffs				
1982/D - Roch. 3 / N. H. 1	April 7 - Game 1	New Haven 3	Rochester 4	
	April 8 - Game 2	New Haven 7	Rochester 8	2OT
	April 10 - Game 3	Rochester 2	New Haven 3	4OT
	April 14 - Game 4	Rochester 5	New Haven 2	
1982/F - Bing. 4 / Roch. 1	April 17 - Game 1	Rochester 3	Binghamton 5	
	April 21 - Game 2	Rochester 3	Binghamton 5	
	April 23 - Game 3	Binghamton 2	Rochester 4	
	April 25 - Game 4	Binghamton 5	Rochester 1	
	April 26 - Game 5	Rochester 3	Binghamton 5	
1983/C - Roch. 4 / Bing. 1	April 5 - Game 1	Binghamton 6	Rochester 5	
	April 7 - Game 2	Rochester 5	Binghamton 3	
	April 10 - Game 3	Binghamton 5	Rochester 7	
	April 13 - Game 4	Rochester 4	Binghamton 3	OT
	April 14 - Game 5	Binghamton 2	Rochester 5	
1983/F - Roch. 4 / N.H. 3	April 20 - Game 1	New Haven 3	Rochester 6	
	April 22 - Game 2	New Haven 3	Rochester 2	OT
	April 25 - Game 3	Rochester 5	New Haven 4	2OT
	April 26 - Game 4	Rochester 2	New Haven 1	2OT
	April 29 - Game 5	New Haven 4	Rochester 3	
	May 3 - Game 6	Rochester 2	New Haven 4	
	May 6 - Game 7	New Haven 2	Rochester 4	
1983/G - Roch. 4 / Maine 0	May 13 - Game 1	Maine 2	Rochester 3	
	May 15 - Game 2	Maine 3	Rochester 4	
	May 17 - Game 3	Rochester 5	Maine 1	
	May 19 - Game 4	Rochester 3	Maine 1	

Rochester wins
Calder Cup



PLAYOFFS 1957-2022

Playoff History

PLAYOFF HISTORY

YEAR/SERIES	DATE	AWAY	HOME	OT
1984/D - Roch. 4 / St. Cath. 3	April 5 - Game 1	St. Catharines 4	Rochester 3	OT
	April 6 - Game 2	Rochester 5	St. Catharines 3	
	April 8 - Game 3	St. Catharines 3	Rochester 5	
	April 11 - Game 4	Rochester 2	St. Catharines 3	
	April 13 - Game 5	St. Catharines 4	Rochester 9	
	April 16 - Game 6	Rochester 1	St. Catharines 4	
	April 17 - Game 7	St. Catharines 2	Rochester 4	
1984/F - Roch. 4 / Balt. 2	April 20 - Game 1	Rochester 5	Baltimore 1	OT
	April 22 - Game 2	Rochester 2	Baltimore 5	
	April 25 - Game 3	Baltimore 6	Rochester 5	
	April 27 - Game 4	Baltimore 4	Rochester 5	
	April 29 - Game 5	Rochester 7	Baltimore 3	
	May 2 - Game 6	Baltimore 2	Rochester 3	
1984/G - Maine 4 / Roch. 1	May 6 - Game 1	Maine 5	Rochester 6	OT
	May 9 - Game 2	Maine 6	Rochester 5	
	May 11 - Game 3	Rochester 4	Maine 7	
	May 12 - Game 4	Rochester 2	Maine 3	
	May 16 - Game 5	Maine 5	Rochester 2	
Maine wins Calder Cup				
1985/D - Balt. 4 / Roch. 1	April 11 - Game 1	Rochester 3	Baltimore 2	OT
	April 13 - Game 2	Rochester 5	Baltimore 6	
	April 14 - Game 3	Baltimore 8	Rochester 5	
	April 17 - Game 4	Baltimore 6	Rochester 5	
	April 20 - Game 5	Rochester 1	Baltimore 6	
1986 – Amerks did not make the playoffs				
1987/C - Roch. 4 / Hers. 1	April 9 - Game 1*	Hershey 2	Rochester 5	OT
	April 11 - Game 2*	Hershey 4	Rochester 5	
	April 12 - Game 3	Rochester 1	Hershey 3	
	April 15 - Game 4	Rochester 6	Hershey 5	
	April 17 - Game 5	Hershey 3	Rochester 7	
*Games 1&2 at Buffalo				
1987/F - Roch. 4 / Bing. 2	April 23 - Game 1	Binghamton 0	Rochester 2	OT
	April 24 - Game 2	Rochester 4	Binghamton 1	
	April 26 - Game 3	Binghamton 5	Rochester 2	
	April 27 - Game 4	Rochester 6	Binghamton 1	
	April 29 - Game 5	Binghamton 3	Rochester 2	
	May 2 - Game 6	Binghamton 2	Rochester 4	
1987/G - Roch. 4 / Sher. 3	May 7 - Game 1	Rochester 5	Sherbrooke 7	OT
	May 9 - Game 2	Rochester 4	Sherbrooke 3	
	May 12 - Game 3	Sherbrooke 4	Rochester 6	
	May 14 - Game 4	Sherbrooke 7	Rochester 3	
	May 17 - Game 5	Rochester 1	Sherbrooke 6	
	May 20 - Game 6	Sherbrooke 4	Rochester 7	
Rochester wins Calder Cup	May 23 - Game 7	Rochester 4	Sherbrooke 2	



PLAYOFFS 1957-2022

Playoff History

PLAYOFF HISTORY

YEAR/SERIES	DATE	AWAY	HOME	OT
1988/D - Adir. 4 / Roch. 3	April 8 - Game 1	Adirondack 4	Rochester 6	
	April 10 - Game 2	Adirondack 3	Rochester 5	
	April 13 - Game 3	Rochester 1	Adirondack 2	
	April 15 - Game 4	Rochester 4	Adirondack 5	OT
	April 17 - Game 5	Adirondack 3	Rochester 5	
	April 19 - Game 6	Rochester 4	Adirondack 5	OT
	April 21 - Game 7	Adirondack 6	Rochester 4	
1989 - Amerks did not make the playoffs				
1990/C - Roch. 4 / Utica 1	April 5 - Game 1	Utica 4	Rochester 5	
	April 7 - Game 2	Rochester 3	Utica 1	
	April 10 - Game 3	Utica 1	Rochester 3	
	April 11 - Game 4	Rochester 3	Utica 7	
	April 13 - Game 5	Utica 2	Rochester 6	
1990/F - Roch. 4 / Balt. 2	April 17 - Game 1	Baltimore 4	Rochester 6	
	April 20 - Game 2	Baltimore 1	Rochester 4	
	April 21 - Game 3	Rochester 0	Baltimore 2	
	April 23 - Game 4	Rochester 1	Baltimore 3	
	April 25 - Game 5	Baltimore 4	Rochester 5	OT
	April 28 - Game 6	Rochester 8	Baltimore 5	
1990/G - Spg. 4 / Roch. 2	May 4 - Game 1	Springfield 7	Rochester 6	
	May 6 - Game 2	Springfield 3	Rochester 1	
	May 8 - Game 3	Rochester 5	Springfield 1	
	May 11 - Game 4	Rochester 6	Springfield 5	
	May 13 - Game 5	Springfield 2	Rochester 1	OT
Springfield wins Calder Cup	May 18 - Game 6	Rochester 3	Springfield 4	OT
1991/E - Roch. 4 / Hers. 1	April 5 - Game 1	Hershey 4	Rochester 3	OT
	April 7 - Game 2	Hershey 1	Rochester 4	
	April 9 - Game 3	Rochester 7	Hershey 4	
	April 11 - Game 4	Rochester 5	Hershey 2	
	April 13 - Game 5	Hershey 1	Rochester 4	
1991/H - Roch. 4 / Bing. 0	April 24 - Game 1	Binghamton 5	Rochester 8	
	April 26 - Game 2	Rochester 4	Binghamton 1	
	April 28 - Game 3	Binghamton 3	Rochester 4	OT
	May 1 - Game 4	Rochester 6	Binghamton 4	
1991/J - Spr. 4 / Roch. 2	May 9 - Game 1	Springfield 3	Rochester 6	
	May 11 - Game 2	Springfield 2	Rochester 3	
	May 18 - Game 3	Rochester 1	Springfield 5	
	May 20 - Game 4	Rochester 1	Springfield 2	OT
	May 22 - Game 5	Springfield 6	Rochester 3	
	Springfield wins Calder Cup	May 24 - Game 6	Rochester 3	Springfield 5



PLAYOFFS 1957-2022

Playoff History

PLAYOFF HISTORY

YEAR/SERIES	DATE	AWAY	HOME	OT
1992/F - Roch. 4 / Hers. 2	April 8 - Game 1	Hershey 3	Rochester 4	OT
	April 10 - Game 2	Hershey 3	Rochester 4	
	April 12 - Game 3	Rochester 5	Hershey 3	
	April 15 - Game 4	Rochester 4	Hershey 5	OT
	April 17 - Game 5	Hershey 2	Rochester 1	
	April 18 - Game 6	Rochester 2	Hershey 0	
1992/J - Roch. 4 / Bing. 3	April 24 - Game 1	Rochester 1	Binghamton 6	
	April 26 - Game 2	Binghamton 2	Rochester 4	
	April 29 - Game 3	Rochester 1	Binghamton 3	
	May 2 - Game 4	Binghamton 4	Rochester 2	
	May 3 - Game 5	Rochester 4	Binghamton 2	
	May 6 - Game 6	Binghamton 3	Rochester 4	
	May 8 - Game 7	Rochester 4	Binghamton 2	
1992/K - Adir. 2 / Roch. 1	May 11 - Game 1	Rochester 2	Adirondack 3	
	May 13 - Game 2	Adirondack 2	Rochester 3	
	May 15 - Game 3	Adirondack 5	Rochester 3	
1993/F - Roch. 4 / Utica 1	April 16 - Game 1	Utica 3	Rochester 2	OT
	April 17 - Game 2	Utica 3	Rochester 9	
	April 20 - Game 3	Rochester 6	Utica 4	
	April 22 - Game 4	Rochester 4	Utica 3	OT
	April 24 - Game 5	Utica 2	Rochester 3	
1993/J - Roch. 4 / Bing. 3	May 3 - Game 1	Rochester 4	Binghamton 2	
	May 5 - Game 2	Rochester 3	Binghamton 4	OT
	May 7 - Game 3	Binghamton 1	Rochester 5	
	May 9 - Game 4	Binghamton 3	Rochester 2	
	May 12 - Game 5	Rochester 2	Binghamton 4	
	May 14 - Game 6	Binghamton 5	Rochester 7	
	May 17 - Game 7	Rochester 3	Binghamton 2	
1993/L - C.B. 4 / Roch. 1	May 21 - Game 1	Cape Breton 4	Rochester 5	OT
	May 23 - Game 2	Cape Breton 6	Rochester 1	
	May 26 - Game 3	Rochester 2	Cape Breton 5	
	May 28 - Game 4	Rochester 3	Cape Breton 5	
Cape Breton wins Calder Cup	May 30 - Game 5	Rochester 2	Cape Breton 7	
1994/E - Hers. 4 / Roch. 0	April 13 - Game 1	Rochester 3	Hershey 5	
	April 15 - Game 2	Rochester 4	Hershey 5	OT
	April 17 - Game 3	Hershey 4	Rochester 1	
	April 20 - Game 4	Hershey 4	Rochester 3	OT
1995/E - Bing. 4 / Roch. 1	April 12 - Game 1	Rochester 3	Binghamton 4	
	April 14 - Game 2	Rochester 1	Binghamton 3	
	April 15 - Game 3	Binghamton 2	Rochester 3	
	April 19 - Game 4	Binghamton 8	Rochester 0	
	April 21 - Game 5	Rochester 3	Binghamton 4	OT



PLAYOFFS 1957-2022

Playoff History

PLAYOFF HISTORY

YEAR/SERIES	DATE	AWAY	HOME	OT
1996/H - Roch. 3 / Adir. 0	April 19 - Game 1	Rochester 4	Adirondack 1	
	April 20 - Game 2	Rochester 3	Adirondack 1	
	April 26 - Game 3	Adirondack 0	Rochester 6	
1996/M - Roch. 4 / Corn. 0	May 1 - Game 1	Cornwall 2	Rochester 3	
	May 3 - Game 2	Cornwall 3	Rochester 6	
	May 5 - Game 3	Rochester 3	Cornwall 1	
	May 7 - Game 4	Rochester 3	Cornwall 2	OT
1996/O - Roch. 4 / Syr. 1	May 17 - Game 1	Syracuse 2	Rochester 5	
	May 19 - Game 2	Syracuse 4	Rochester 6	
	May 22 - Game 3	Rochester 2	Syracuse 4	
	May 24 - Game 4	Rochester 4	Syracuse 1	
	May 25 - Game 5	Syracuse 5	Rochester 6	OT
1996/P - Roch. 4 / Port. 3	June 1 - Game 1	Portland 3	Rochester 5	
	June 2 - Game 2	Portland 1	Rochester 5	
	June 5 - Game 3	Rochester 2	Portland 3	
	June 8 - Game 4	Rochester 4	Portland 5	
	June 9 - Game 5	Rochester 5	Portland 4	OT
	June 11 - Game 6	Portland 5	Rochester 1	
	June 13 - Game 7	Portland 1	Rochester 2	
Rochester wins Calder Cup				
1997/E - Roch. 3 / Syr. 0	April 18 - Game 1	Syracuse 4	Rochester 7	
	April 19 - Game 2	Syracuse 2	Rochester 6	
	April 23 - Game 3	Rochester 3	Syracuse 2	
1997/K - Alb. 4 / Roch. 3	April 30 - Game 1	Albany 3	Rochester 2	OT
	May 2 - Game 2	Albany 5	Rochester 3	
	May 4 - Game 3	Rochester 5	Albany 2	
	May 7 - Game 4	Rochester 2	Albany 3	OT
	May 9 - Game 5	Albany 2	Rochester 4	
	May 11 - Game 6	Rochester 6	Albany 2	
	May 14 - Game 7	Albany 6	Rochester 2	
1998/G - Phil. 3 / Roch.1	April 14 - Game 1	Rochester 2	Philadelphia 5	
	April 16 - Game 2	Rochester 5	Philadelphia 2	
	April 18 - Game 3	Philadelphia 5	Rochester 2	
	April 19 - Game 4	Philadelphia 6	Rochester 3	
1999/E - Roch. 3 / Adir. 0	April 21 - Game 1	Adirondack 2	Rochester 3	OT
	April 23 - Game 2	Adirondack 2	Rochester 5	
	April 23 - Game 3	Rochester 2	Adirondack 1	
1999/L - Roch. 4 / Ham. 2	May 5 - Game 1	Hamilton 1	Rochester 3	
	May 7 - Game 2	Hamilton 2	Rochester 5	
	May 8 - Game 3	Rochester 1	Hamilton 2	OT
	May 11 - Game 4	Rochester 2	Hamilton 3	
	May 14 - Game 5	Hamilton 1	Rochester 3	
	May 16 - Game 6	Rochester 4	Hamilton 2	



PLAYOFFS 1957-2022

Playoff History

PLAYOFF HISTORY

YEAR/SERIES	DATE	AWAY	HOME	OT
1999/O - Roch. 4 / Phil. 2	May 20 - Game 1	Rochester 2	Philadelphia 3	OT
	May 22 - Game 2	Rochester 2	Philadelphia 5	
	May 26 - Game 3	Philadelphia 0	Rochester 3	
	May 28 - Game 4	Philadelphia 1	Rochester 6	
	May 30 - Game 5	Philadelphia 1	Rochester 2	
	June 1 - Game 6	Rochester 4	Philadelphia 2	
1999/P - Prov. 4 / Roch. 1	June 5 - Game 1	Rochester 2	Providence 4	3OT
	June 6 - Game 2	Rochester 0	Providence 6	
	June 9 - Game 3	Providence 3	Rochester 2	
	June 11 - Game 4	Providence 2	Rochester 4	
	June 13 - Game 5	Rochester 1	Providence 5	
Providence wins Calder Cup				
2000/E - Roch. 3 / Alb. 2	April 12 - Game 1	Albany 0	Rochester 4	
	April 14 - Game 2	Albany 0	Rochester 4	
	April 16 - Game 3	Rochester 1	Albany 5	
	April 17 - Game 4	Rochester 0	Albany 2	
	April 19 - Game 5	Albany 0	Rochester 2	
2000/L - Roch. 4 / Ham. 2	April 22 - Game 1	Hamilton 0	Rochester 4	
	April 26 - Game 2	Rochester 1	Hamilton 3	
	April 28 - Game 3	Hamilton 3	Rochester 4	
	April 30 - Game 4	Rochester 3	Hamilton 0	
	May 3 - Game 5	Hamilton 6	Rochester 5	
	May 5 - Game 6	Rochester 3	Hamilton 0	
2000/O - Roch. 4 / Hers. 0	May 7 - Game 1	Hershey 1	Rochester 2	
	May 9 - Game 2	Hershey 4	Rochester 8	
	May 11 - Game 3	Rochester 3	Hershey 2	
	May 13 - Game 4	Rochester 6	Hershey 1	
2000/P - Hart. 4 / Roch. 2	May 24 - Game 1	Rochester 0	Hartford 1	
	May 26 - Game 2	Rochester 4	Hartford 1	
	May 28 - Game 3	Hartford 3	Rochester 1	
	May 31 - Game 4	Hartford 2	Rochester 4	
	June 2 - Game 5	Rochester 0	Hartford 2	
	June 4 - Game 6	Hartford 4	Rochester 1	
Hartford wins Calder Cup				
2001/E - Phil. 3 / Roch. 1	April 11 - Game 1	Philadelphia 3	Rochester 4	OT
	April 13 - Game 2	Rochester 1	Philadelphia 2	
	April 14 - Game 3	Philadelphia 2	Rochester 0	
	April 16 - Game 4	Rochester 2	Philadelphia 4	
2002/Q2 - Phil. 2 / Roch. 0	April 9 - Game 1	Rochester 2	Philadelphia 4	
	April 11 - Game 2	Rochester 2	Philadelphia 3	
2003/Q1 - Mil. 2 / Roch. 1	April 10 - Game 1	Rochester 3	Milwaukee 4	OT
	April 12 - Game 2	Rochester 6	Milwaukee 3	
	April 13 - Game 3	Rochester 1	Milwaukee 6	



PLAYOFFS 1957-2022

Playoff History

PLAYOFF HISTORY

YEAR/SERIES	DATE	AWAY	HOME	OT	ATTENDANCE
2004/F – Roch. 4 / Syr. 3	April 16 – Game 1	Rochester 2	Syracuse 3		4,320
	April 17 – Game 2	Rochester 6	Syracuse 0		4,351
	April 21 – Game 3	Syracuse 3	Rochester 2		3,884
	April 23 – Game 4	Syracuse 3	Rochester 2		6,177
	April 25 – Game 5	Rochester 6	Syracuse 0		4,818
	April 28 – Game 6	Syracuse 5	Rochester 7		4,582
	May 1 – Game 7	Rochester 4	Syracuse 3		6,182
2004/K – Roch. 4 / Ham. 0	May 5 – Game 1	Rochester 2	Hamilton 0		2,331
	May 6 – Game 2	Rochester 4	Hamilton 1		2,239
	May 8 – Game 3	Hamilton 1	Rochester 5		8,486
	May 9 – Game 4	Hamilton 1	Rochester 3		5,784
2004/N – Mil. 4 / Roch. 1	May 18 – Game 1	Rochester 1	Milwaukee 2		2,488
	May 20 – Game 2	Rochester 4	Milwaukee 1		3,176
	May 22 – Game 3	Milwaukee 2	Rochester 1 *	OT	8,462
	May 23 – Game 4	Milwaukee 3	Rochester 2 *		6,857
	May 26 – Game 5	Milwaukee 4	Rochester 1		5,854
<small>*Games played at HSBC Arena in Buffalo</small>					
2005/E – Roch. 4 / Ham. 0	April 20 – Game 1	Hamilton 1	Rochester 3		3,807
	April 22 – Game 2	Hamilton 1	Rochester 2		5,817
	April 24 – Game 3	Rochester 4	Hamilton 3		3,938
	April 26 – Game 4	Rochester 5	Hamilton 4		3,119
2005/K – Man. 4 / Roch. 1	May 4 – Game 1	Manitoba 2	Rochester 4		4,052
	May 6 – Game 2	Manitoba 1	Rochester 0		6,709
	May 9 – Game 3	Rochester 4	Manitoba 5	OT	7,140
	May 11 – Game 4	Rochester 1	Manitoba 2		8,520
	May 13 – Game 5	Rochester 2	Manitoba 5		15,015
2006 - Amerks did not make the playoffs					
2007/F – Ham. 4 / Roch. 2	April 19 – Game 1	Hamilton 2	Rochester 0		2,536
	April 21 – Game 2	Hamilton 1	Rochester 3		3,486
	April 22 – Game 3	Rochester 4	Hamilton 5	2OT	2,239
	April 24 – Game 4	Rochester 4	Hamilton 3		2,145
	April 26 – Game 5	Hamilton 4	Rochester 2		3,086
	April 28 – Game 6	Rochester 2	Hamilton 6		3,221
2008 – Amerks did not make playoffs					
2009 – Amerks did not make playoffs					
2010/F – Abb. 4 / Roch. 3	April 15 – Game 1	Abbotsford 3	Rochester 2		2,296
	April 17 – Game 2	Abbotsford 1	Rochester 4		3,597
	April 19 – Game 3	Rochester 8	Abbotsford 4		3,010
	April 21 – Game 4	Rochester 6	Abbotsford 1		2,633
	April 23 – Game 5	Rochester 1	Abbotsford 3		2,223
	April 25 – Game 6	Abbotsford 5	Rochester 1		3,185
	April 27 – Game 7	Abbotsford 2	Rochester 0		3,159



PLAYOFFS 1957-2022

Playoff History

PLAYOFF HISTORY

YEAR/SERIES	DATE	AWAY	HOME	OT
2011 – Amerks did not make playoffs				
2012/F – Tor. 3 / Roch. 0	April 19 – Game 1	Rochester 3	Toronto 4	6,244
	April 21 – Game 2	Rochester 3	Toronto 4	7,816
	April 23 – Game 3	Toronto 3	Rochester 0	7,118
2013/F – Tor. 3 / Roch. 0	April 28 – Game 1	Rochester 3	Toronto 6	5,544
	April 29 – Game 2	Rochester 0	Toronto 2	6,052
	May 1 – Game 3	Toronto 3	Rochester 2	OT 4,565
2014/F – Chi. 3 / Roch. 2	April 25 – Game 1	Chicago 4	Rochester 3	OT 5,710
	April 26 – Game 2	Chicago 2	Rochester 3	6,409
	May 1 – Game 3	Rochester 0	Chicago 4	4,220
	May 2 – Game 4	Rochester 7	Chicago 2	3,473
	May 4 – Game 5	Rochester 2	Chicago 4	3,613
2015 – Amerks did not make playoffs				
2016 – Amerks did not make playoffs				
2017 – Amerks did not make playoffs				
2018/D – Syr. 3 / Roch. 0	April 20 – Game 1	Rochester 2	Syracuse 6	5,112
	April 21 – Game 2	Rochester 5	Syracuse 6	5,979
	April 25 – Game 3	Syracuse 6	Rochester 3	6,145
2019/D – Tor. 3 / Roch. 0	April 19 – Game 1	Toronto 4	Rochester 1	7,502
	April 21 – Game 2	Toronto 3	Rochester 2	OT 4,092
	April 24 – Game 3	Rochester 1	Toronto 3	6,119
2020 – Calder Cup Playoffs canceled on May 11, 2020 due to COVID-19 pandemic				
2021 – No formal Calder Cup Playoffs				
2022/C – Roch. 2 / Bel. 0	May 4 – Game 1	Belleville 3	Rochester 4	OT 6,044
	May 6 – Game 2	Rochester 4	Belleville 3	OT 3,094
2022/J – Roch. 3 / Uti. 2	May 10 – Game 1	Rochester 3	Utica 6	3,917
	May 14 – Game 2	Rochester 4	Utica 3	OT 3,917
	May 15 – Game 3	Utica 3	Rochester 4	10,741
	May 17 – Game 4	Utica 4	Rochester 2	8,791
	May 19 – Game 5	Rochester 4	Utica 2	3,917
2022/Q – Lav. 3 / Roch. 0	May 22 – Game 1	Rochester 1	Laval 6	10,043
	May 23 – Game 2	Rochester 1	Laval 3	9,386
	May 25 – Game 3	Laval 6	Rochester 5	3OT 10,662



ALL-TIME TEAM PLAYOFF LEADERS

Playoff History

GAMES PLAYED

1	Jody Gage	81
2	Dan Frawley	80
3	Fandy Cunneyworth	67
4	Scott Metcalfe	65
5	Scott Nichol	63
6	Domenic Pittis	57
7	Dean Melanson	54
	Don McSween	54
9	Mike Hurlbut	51
10	Doug Houda	49
11	Denis Hamel	48
12	Jim Wiemer	47
	Stan Smrke	47

POINTS

1	Jody Gage	79
2	Domenic Pittis	70
3	Dan Frawley	46
4	Gates Orlando	45
5	Geordie Robertson	43
6	Randy Cunneyworth	42
	Jim Wiemer	42
8	Bronco Horvath	41
9	Dixon Ward	35
10	Stan Smrke	33
11	Peter Ciavaglia	32
	Don McSween	32

GOALS

1	Jody Gage	36
2	Jim Pappin	21
3	Ray Sheppard	20
4	Dan Frawley	19
	Geordie Robertson	19
6	Randy Cunneyworth	18
7	Domenic Pittis	16
8	Bronco Horvath	15
	Stan Smrke	15
	Gates Orlando	15
11	Scott Metcalfe	14
	Sean McKenna	14
	Bob Mongrain	14

ASSISTS

1	Domenic Pittis	54
2	Jody Gage	43
3	Jim Wiemer	34
4	Gates Orlando	30
5	Dan Frawley	27
6	Bronco Horvath	26
7	Geordie Robertson	24
	Dixon Ward	24
9	J.F. Sauve	23
10	Don McSween	22
11	Peter Ciavaglia	21

PENALTY MINUTES

1	Randy Cunneyworth	194
2	Jim Hofford	157
3	Dan Frawley	155
4	Scott Metcalfe	138
5	Dale Degray	135
6	Chris Langevin	130
7	Brad Miller	119
8	Rob Ray	115
9	Geordie Robertson	104
10	Lou Crawford	94

GOALIE GOALS-AGAINST AVERAGE

(minimum 5 games played)

1	Mika Noronen	1.94
2	Ryan Miller	2.37
3	Gerry McNeil	2.40
4	Martin Biron	2.47
5	Steve Shields	2.62
6	Fred Deschenes	2.68
7	Gerry Cheevers	2.81
8	Dave Littman	2.89
	Bobby Perreault	2.89
10	Ed Chadwick	2.92

GOALIE - GAME PLAYED

1	Bobby Perreault	43
2	Darcy Wakaluk	36
3	Jacques Cloutier	34
4	Mika Noronen	26
5	Ryan Miller	24
	Martin Biron	24
	David Littman	24
8	Steve Shields	20
9	Daren Puppa	18
10	Olaf Kolzig	17
11	Gerry Cheevers	14
	Jim Pettie	14

GOALIE WINS

1	Bobby Perreault	25
2	Darcy Wakaluk	21
	Jacques Cloutier	21
4	Steve Shields	15
5	Mika Noronen	14
6	Ryan Miller	13
	Martin Biron	13
8	David Littman	12
9	Daren Puppa	10
10	Olaf Kolzig	9
11	Gerry Cheevers	8
12	Jim Pettie	6
	Dave Reece	6



ALL-TIME TEAM PLAYOFF STATISTICS

Playoff History

ALL-TIME PLAYOFF STATISTICS

NAME	SEASON	GP	G	A	PTS	PIM
Adam, Luke	11-12	3	0	1	1	4
Adam, Luke	12-13	3	0	0	0	2
Adam, Luke	13-14	5	2	2	4	4
TOTAL		11	2	3	5	10
Adduono, Jeremy	99-00	21	6	11	17	2
Adduono, Jeremy	00-01	4	1	0	1	4
Adduono, Jeremy	01-02	2	1	0	1	0
TOTAL		27	8	11	19	6
Adduono, Rick	75-76	7	2	1	3	7
Adduono, Rick	76-77	8	3	1	4	2
Adduono, Rick	77-78	6	1	2	3	6
TOTAL		21	6	4	10	15
Afinogenov, Maxim	99-00	8	3	1	4	4
Aldcorn, Gary	56-57	10	1	4	5	2
Aldcorn, Gary	58-59	5	0	2	2	0
TOTAL		15	1	6	7	2
Aldred, Jim	83-84	11	2	0	2	33
Aldous, Chris	99-00	4	0	1	1	0
Ambroziak, Peter	92-93	12	4	3	7	16
Amodeo, Mike	75-76	3	0	1	1	0
Anderson, Brad	77-78	6	1	1	2	6
Anderson, Earl	77-78	6	1	2	3	2
Anderson, Craig	06-07	6	0	0	0	4
Anderson, Shawn	89-90	9	1	0	1	8
Andersson, Mikael	86-87	9	1	2	3	2
Angotti, Lou	63-64	2	1	1	2	0
Arbour, Al	62-63	2	0	2	2	2
Arbour, Al	63-64	2	1	0	1	2
Arbour, Al	65-66	12	0	2	2	8
TOTAL		16	1	4	5	12
Armia, Joel	13-14	5	3	3	6	9
Armstrong, Norm	63-64	2	0	1	1	4
Armstrong, Norm	65-66	12	0	0	0	12
TOTAL		14	0	1	1	16
Armstrong, Bob	62-63	2	1	0	1	4
Askey, Tom	01-02	1	0	0	0	0
Askey, Tom	03-04	2	0	0	0	0
TOTAL		3	0	0	0	0
Asplund, Rasmus	18-19	3	0	0	0	0
Astley, Mark	94-95	3	0	2	2	2
Audette, Donald	89-90	15	9	8	17	29
Bailen, Nick	12-13	3	0	0	0	0
Bailey, Justin	17-18	3	2	0	2	0
Balfour, Earl	56-57	10	3	5	8	6
Balfour, Murray	58-59	1	0	0	0	0
Baptiste, Nick	17-18	3	1	0	1	2
Barrie, Mike	93-94	3	0	1	1	0
Bartovic, Milan	00-01	4	0	1	1	2
Bartovic, Milan	01-02	2	0	0	0	0



ALL-TIME TEAM PLAYOFF STATISTICS

Playoff History

ALL-TIME PLAYOFF STATISTICS

NAME	SEASON	GP	G	A	PTS	PIM
Bartovic, Milan	02-03	3	0	0	0	0
Bartovic, Milan	03-04	2	0	0	0	2
Bartovic, Milan	04-05	9	0	3	3	22
TOTAL		20	0	4	4	26
Bavis, Mike	93-94	2	0	1	1	0
Bavis, Mike	94-95	5	0	1	1	9
TOTAL		7	0	2	2	9
Bednar, Jared	99-00	1	0	0	0	0
Bennett, Bill	76-77	4	1	1	2	12
Bennett, Bill	77-78	6	0	4	4	14
TOTAL		10	1	5	6	26
Bernhardt, Tim	81-82	9	0	0	0	0
Bianchi, Joe	99-00	1	0	0	0	0
Biega, Alex	11-12	2	0	2	2	6
Biega, Alex	12-13	3	0	2	2	2
TOTAL		5	0	4	4	8
Biggs, Don	90-91	15	9	14	23	14
Biron, Martin	97-98	4	0	0	0	0
Biron, Martin	98-99	20	0	3	3	10
TOTAL		24	0	3	3	10
Black, James	93-94	4	2	3	5	0
Blackwell, Colin	17-18	3	1	2	3	0
Bodak, Bob	83-84	3	0	2	2	0
Boikov, Alexandre	98-99	17	1	3	4	24
Boland, Mike	79-80	4	1	1	2	6
Bolibruck, Kevin	00-01	3	0	0	0	0
Bolibruck, Kevin	02-03	3	0	0	0	10
TOTAL		6	0	0	0	12
Booth, David	06-07	6	0	2	2	4
Borgen, Will	18-19	3	0	0	0	0
Botterill, Jason	02-03	3	1	1	2	21
Botterill, Jason	03-04	16	5	10	15	19
TOTAL		19	6	11	17	40
Boucher, Phillippe	92-93	3	0	1	1	2
Boulton, Eric	99-00	17	2	1	3	53
Boyce, Ian	91-92	16	3	1	4	0
Boyer, Wally	61-62	2	0	0	0	0
Boyer, Wally	63-64	2	1	0	1	2
TOTAL		4	1	0	1	2
Brassard, Gaston	62-63	1	0	0	0	0
Breen, Mike	79-80	4	0	1	1	4
Brennan, T.J.	11-12	3	2	0	2	6
Brindley, Ryan	01-02	2	0	0	0	0
Brine, David	09-10	7	0	1	1	2
Brown, Arnie	62-63	2	0	0	0	6
Brown, Curtis	95-96	12	0	1	1	2
Brown, Curtis	96-97	10	4	5	9	4
TOTAL		22	4	6	10	6
Brown, Greg	90-91	14	1	4	5	8
Brown, Greg	91-92	15	1	5	6	4
Brown, Greg	92-93	16	3	8	11	14
TOTAL		45	5	17	22	26



ALL-TIME TEAM PLAYOFF STATISTICS

Playoff History

ALL-TIME PLAYOFF STATISTICS

NAME	SEASON	GP	G	A	PTS	PIM
Brownschilde, Jack	86-87	12	1	3	4	0
Brydges, Paul	87-88	7	1	1	2	4
Buckley, Tom	99-00	4	1	0	1	0
Burns, Gary	84-85	2	0	1	1	6
Burridge, Randy	97-98	1	0	1	1	0
Byers, Mike	76-77	8	2	4	6	0
Campbell, Brian	98-99	2	0	0	0	0
Campbell, Brian	99-00	21	0	3	3	0
Campbell, Brian	00-01	4	0	1	1	0
TOTAL		27	0	4	4	0
Capello, Jeff	87-88	7	1	4	5	4
Card, Mike	06-07	6	0	0	0	8
Carney, Keith	91-92	2	0	2	2	0
Carter, Bill	58-59	5	0	0	0	0
Casselman, Mike	97-98	4	1	1	2	2
Catenacci, Dan	13-14	2	0	0	0	0
Cherry, Don	63-64	2	0	0	0	4
Cherry, Don	65-66	12	2	5	7	14
TOTAL		14	2	5	7	18
Chapman, Brian	03-04	16	1	0	1	18
Charron, Craig	95-96	19	7	10	17	12
Charron, Craig	96-97	10	2	7	9	4
Charron, Craig	97-98	4	1	1	2	0
Charron, Craig	00-01	4	0	1	1	2
Charron, Craig	01-02	2	0	0	0	0
TOTAL		39	10	19	29	18
Cheevers, Gerry	63-64	2	0	0	0	0
Ciavaglia, Peter	91-92	6	2	5	7	6
Ciavaglia, Peter	92-93	17	9	16	25	12
TOTAL		23	11	21	32	18
Cielsa, Hank	59-60	11	3	7	10	14
Cipolla, Jason	99-00	21	4	4	8	27
Cipolla, Jason	00-01	4	0	0	0	2
TOTAL		25	4	4	8	29
Clark, Gordie	75-76	7	2	3	5	5
Clark, Gordie	76-77	12	7	9	16	4
Clark, Gordie	77-78	6	2	0	2	0
TOTAL		25	11	12	23	9
Cloutier, Jacques	82-83	16	0	1	1	2
Cloutier, Jacques	83-84	18	0	1	1	10
TOTAL		34	0	2	2	12
Colley, Kevin	01-02	2	0	1	1	0
Conacher, Brian	65-66	12	6	0	6	18
Conn, Rob	95-96	19	7	6	13	10
Conroy, Al	86-87	13	1	3	4	50
Cooper, Dave	93-94	4	1	1	2	2
Cooper, Dave	95-96	8	0	1	1	12
TOTAL		12	1	2	3	14
Copeland, Todd	94-95	5	1	0	1	14
Corkum, Bob	89-90	12	2	5	7	16
Corkum, Bob	90-91	15	4	4	8	4
Corkum, Bob	91-92	8	0	6	6	8
TOTAL		35	6	15	21	28



ALL-TIME TEAM PLAYOFF STATISTICS

Playoff History

ALL-TIME PLAYOFF STATISTICS

NAME	SEASON	GP	G	A	PTS	PIM
Cornel, Eric	17-18	2	0	0	0	0
Cornel, Eric	18-19	1	0	0	0	0
TOTAL		3	0	0	0	0
Cote, Roger	61-62	2	0	0	0	4
Crawford, Lou	82-83	13	1	1	2	7
Crawford, Lou	83-84	17	2	4	6	87
TOTAL		30	3	5	8	94
Crawford, Nick	11-12	3	0	1	1	0
Crawford, Nick	12-13	1	0	0	0	0
Crawford, Nick	13-14	5	1	1	2	6
TOTAL		9	1	2	3	6
Creighton, Adam	84-85	5	2	1	3	20
Creighton, Dave	58-59	5	1	3	4	4
Creighton, Dave	59-60	12	3	3	6	10
TOTAL		17	4	6	10	14
Criscuolo, Kyle	17-18	3	1	0	1	2
Criscuolo, Kyle	18-19	3	0	0	0	0
TOTAL		6	1	0	1	2
Crowley, Paul	79-80	4	1	0	1	6
Crozier, Joe	59-60	12	0	2	2	11
Cullen, David	03-04	16	1	4	5	6
Cullen, David	04-05	9	2	3	5	4
TOTAL		25	3	7	10	10
Cunneyworth, Randy	81-82	9	4	0	4	30
Cunneyworth, Randy	82-83	16	4	4	8	35
Cunneyworth, Randy	83-84	17	5	5	10	55
Cunneyworth, Randy	84-85	5	2	1	3	16
Cunneyworth, Randy	98-99	20	3	14	17	58
TOTAL		67	18	24	42	194
Dadonov, Evgeny	09-10	7	0	1	1	0
Daubenspeck, Kirk	99-00	1	0	0	0	0
Davidson, Brandon	21-22	6	0	0	0	10
Davidson, Matt	97-98	3	1	0	1	2
Davidson, Matt	98-99	18	2	1	3	6
Davidson, Matt	99-00	20	4	2	6	8
TOTAL		41	7	3	10	16
Davis, Mal	81-82	9	2	3	5	2
Davis, Mal	83-84	15	6	9	15	33
TOTAL		24	8	12	20	35
Dawe, Jason	92-93	3	1	0	1	0
Dawe, Jason	03-04	1	0	0	0	0
TOTAL		4	1	0	1	0
Dell, Aaron	21-22	10	0	0	0	0
DeGray, Dale	89-90	17	5	6	11	59
DeGray, Dale	90-91	15	3	4	7	76
de Gray, John	09-10	2	0	0	0	2
TOTAL		32	8	10	18	135
Deslauriers, Jacque	56-57	2	0	1	1	0
Deslauriers, Nick	13-14	5	1	1	2	9
Douglas, Kent	63-64	2	0	1	1	4
Donaldson, Mike	61-62	2	0	0	0	0
Donnelly, Mike	89-90	16	12	7	19	9
Drader, Daryl	79-80	4	0	3	3	4
Draper, Tom	98-99	2	0	0	0	0



ALL-TIME TEAM PLAYOFF STATISTICS

Playoff History

ALL-TIME PLAYOFF STATISTICS

NAME	SEASON	GP	G	A	PTS	PIM
Draper, Bruce	61-62	2	0	0	0	0
Draper, Bruce	62-63	2	0	1	1	0
TOTAL		4	0	1	1	0
Drolet, Rene	75-76	7	0	1	1	0
Drolet, Rene	76-77	12	5	4	9	4
Drolet, Rene	77-78	6	5	1	6	2
TOTAL		25	10	6	16	6
Duco, Michael	09-10	7	1	0	1	18
Duff, Les	63-64	2	0	1	1	0
Duff, Les	65-66	12	0	2	2	8
TOTAL		14	0	3	3	8
Dufresne, Sylvain	04-05	1	0	0	0	0
Duncan, Bob	56-57	3	0	1	1	8
Dunn, Richie	86-87	18	1	6	7	6
Dunn, Richie	87-88	7	3	3	6	2
Dunn, Richie	89-90	7	0	4	4	4
TOTAL		32	4	13	17	12
Dupuis, Marc	98-99	16	0	0	0	4
Dumont, J.P.	99-00	21	14	7	21	32
Dykstra, Steve	82-83	15	0	5	5	27
Dykstra, Steve	84-85	2	0	1	1	10
TOTAL		17	0	6	6	37
Edestrand, Darryl	65-66	4	1	0	1	2
Edestrand, Darryl	76-77	12	1	3	4	8
TOTAL		16	2	3	5	10
Ehman, Gerry	61-62	2	1	1	2	0
Ehman, Gerry	63-64	2	0	1	1	0
Ehman, Gerry	65-66	12	5	4	9	8
Ehman, Gerry	66-67	13	2	7	9	6
TOTAL		29	8	13	21	14
Elie, Remi	18-19	3	0	0	0	0
Eliot, Mitch	21-22	4	0	0	0	4
Ellerby, Keaton	09-10	7	1	0	1	4
Ellis, Matt	12-13	3	0	0	0	2
Fasching, Hudson	17-18	1	0	0	0	0
Faulkner, Alex	61-62	2	1	1	2	0
Fedun, Taylor	17-18	3	0	0	0	2
Fehr, Clint	81-82	5	1	1	2	2
Fehr, Clint	82-83	4	0	1	1	24
TOTAL		9	1	2	3	26
Fenyves, Dave	81-82	5	0	1	1	4
Fenyves, Dave	83-84	16	1	4	5	22
Fenyves, Dave	87-88	18	3	12	15	10
TOTAL		39	4	17	21	36
Ferner, Mark	87-88	7	1	4	5	31
Finley, Joe	11-12	3	0	0	0	0
Fischer, Ron	81-82	9	1	2	3	22
Fischer, Ron	83-84	15	4	3	7	19
TOTAL		24	5	5	10	41
Fisher, Craig	98-99	20	9	11	20	10
Fitzgerald, Casey	21-22	10	2	5	7	11
Fitzpatrick, Rory	01-02	2	0	1	1	0
Fitzpatrick, Rory	04-05	9	0	1	1	12
Fitzpatrick, Rory	09-10	2	0	0	0	0
TOTAL		13	0	2	2	12



ALL-TIME TEAM PLAYOFF STATISTICS

Playoff History

ALL-TIME PLAYOFF STATISTICS

NAME	SEASON	GP	G	A	PTS	PIM
Fleming, Reg	58-59	5	0	1	1	13
Flichel, Todd	92-93	16	2	4	6	22
Flynn, Brian	12-13	3	0	0	0	4
Foligno, Marcus	11-12	3	2	1	3	4
Forbes, Mike	77-78	6	0	1	1	24
Franceschetti, Lou	91-92	15	3	5	8	31
Floyd, Larry	81-82	7	1	1	2	0
Fraser, Jay	86-87	6	0	1	1	17
Frawley, Dan	90-91	14	4	7	11	34
Frawley, Dan	91-92	16	7	5	12	35
Frawley, Dan	92-93	17	1	7	8	70
Frawley, Dan	95-96	19	5	6	11	8
Frawley, Dan	96-97	10	2	2	4	6
Frawley, Dan	97-98	4	0	0	0	2
TOTAL		80	19	27	46	155
Funk, Mike	06-07	6	0	1	1	4
Gage, Jody	86-87	17	14	5	19	24
Gage, Jody	87-88	5	2	5	7	10
Gage, Jody	89-90	17	4	6	10	12
Gage, Jody	90-91	15	6	10	16	14
Gage, Jody	91-92	16	5	9	14	10
Gage, Jody	92-93	9	5	8	13	2
Gage, Jody	94-95	2	0	0	0	0
TOTAL		81	36	43	79	72
Gamble, Dick	61-62	2	0	2	2	0
Gamble, Dick	62-63	2	0	1	1	0
Gamble, Dick	63-64	2	0	0	0	0
Gamble, Dick	64-65	10	5	8	13	6
Gamble, Dick	65-66	12	2	9	11	16
TOTAL		28	7	20	27	22
Garrison, Jason	09-10	7	2	7	9	0
Garwasiuk, Ron	75-76	7	2	5	7	6
Garwasiuk, Ron	76-77	12	2	3	5	15
Garwasiuk, Ron	77-78	6	3	2	5	33
TOTAL		25	7	10	17	54
Gasseau, James	87-88	7	2	4	6	24
Gaustad, Paul	02-03	3	0	0	0	4
Gaustad, Paul	03-04	16	3	10	13	30
Gaustad, Paul	04-05	9	6	5	11	16
TOTAL		28	9	15	24	50
Gauthier-Leduc, Jerome	12-13	3	0	0	0	0
Gauthier-Leduc, Jerome	13-14	4	0	1	1	0
TOTAL		7	0	1	1	0
Germain, Eric	94-95	5	0	2	2	18
Gibson, Doug	76-77	12	5	10	15	2
Gilies, Jere	82-83	16	1	7	8	11
Gillies, Colton	13-14	5	1	1	2	11
Gill, Sahir	17-18	2	0	0	0	0
Girgensons, Zemgus	12-13	3	3	0	3	0
Globke, Rob	06-07	4	0	0	0	0
Gongalsky, Igor	11-12	3	0	0	0	0



ALL-TIME TEAM PLAYOFF STATISTICS

Playoff History

ALL-TIME PLAYOFF STATISTICS

NAME	SEASON	GP	G	A	PTS	PIM
Gordiouk, Viktor	92-93	17	9	9	18	4
Gordiouk, Viktor	93-94	4	3	0	3	2
Gordiouk, Viktor	94-95	3	0	2	2	0
TOTAL		24	12	11	23	6
Gorman, Dave	81-82	8	3	4	7	11
Gosselin, Kurt	18-19	3	0	1	1	0
Gould, John	79-80	4	0	1	1	2
Graham, Rod	76-77	12	1	4	5	6
Graham, Rod	77-78	6	0	2	2	9
TOTAL		18	1	6	7	15
Grand-Pierre, J-L	97-98	4	0	0	0	2
Grand-Pierre, J-L	99-00	17	0	1	1	40
TOTAL		21	0	1	1	42
Gratchev, Maxime	09-10	2	0	0	0	0
Gray, Terry	58-59	5	1	2	3	2
Griffith, Seth	17-18	3	0	4	4	4
Grigorenko, Mikhail	12-13	2	0	0	0	0
Grigorenko, Mikhail	13-14	5	0	0	0	2
TOTAL		7	0	0	0	2
Grimshaw, Ryan	11-12	3	0	0	0	0
Guay, Francois	89-90	16	4	8	12	12
Guay, Francois	90-91	13	5	5	10	8
TOTAL		29	9	13	22	20
Guhle, Brendan	17-18	3	0	0	0	2
Hackett, Matt	12-13	1	0	0	0	0
Hajdu, Richard	84-85	5	1	5	6	6
Hajdu, Richard	86-87	11	1	1	2	9
TOTAL		16	2	6	8	15
Haller, Kevin	90-91	10	2	1	3	6
Halward, Doug	75-76	4	1	0	1	4
Halward, Doug	77-78	6	0	3	3	2
TOTAL		10	1	3	4	6
Halyk, Chris	79-80	4	0	1	1	0
Halyk, Chris	81-82	9	1	4	5	4
TOTAL		13	1	5	6	4
Hampson, Ted	59-60	12	2	4	6	2
Hamel, Denis	97-98	4	1	2	3	0
Hamel, Denis	98-99	20	3	4	7	10
Hamel, Denis	99-00	21	6	7	13	49
Hamel, Denis	02-03	3	3	2	5	4
TOTAL		48	13	15	28	63
Hampson, Ted	59-60	12	2	4	6	2
Hancock, Quinn	00-01	4	0	0	0	0
Hannigan, Gordon	56-57	10	2	4	6	37
Hannigan, Pat	58-59	4	0	1	1	0
Hannigan, Pat	59-60	11	4	6	10	14
TOTAL		15	4	7	11	14
Harder, Mike	97-98	4	3	2	5	8
Harder, Mike	98-99	20	2	9	11	23
TOTAL		24	5	11	16	31
Harper, Warren	83-84	18	3	3	6	11
Harper, Warren	84-85	5	0	2	2	8



ALL-TIME TEAM PLAYOFF STATISTICS

Playoff History

ALL-TIME PLAYOFF STATISTICS

NAME	SEASON	GP	G	A	PTS	PIM
Harper, Warren	86-87	11	1	4	5	18
TOTAL		34	4	9	13	37
Harrington, John	79-80	3	1	0	1	0
Harris, Billy	56-57	2	0	0	0	4
Harris, Billy	64-65	10	5	12	17	10
TOTAL		12	5	12	17	14
Harrison, Paul	82-83	3	0	0	0	0
Hartman, Mike	87-88	4	1	0	1	22
Hecl, Radoslav	02-03	3	0	0	0	2
Helbling, Timo	06-07	6	2	0	2	6
Henry, Jordan	09-10	7	4	0	4	23
Hess, Bob	81-82	9	1	3	4	2
Hicke, Billy	58-59	5	1	1	2	12
Hillman, Larry	64-65	10	3	5	8	31
Hinks, Rod	92-93	7	0	2	2	0
Hoekstra, Cecil	58-59	5	1	1	2	0
Hoekstra, Cecil	59-60	5	1	1	2	0
TOTAL		10	2	2	4	0
Hofford, Jim	84-85	5	0	0	0	16
Hofford, Jim	86-87	13	1	0	1	57
Hofford, Jim	87-88	7	0	0	0	28
Hofford, Jim	89-90	17	1	1	2	56
TOTAL		42	2	1	3	157
Hogue, Benoit	86-87	12	5	4	9	8
Hogue, Benoit	87-88	7	6	1	7	46
TOTAL		19	11	5	16	54
Holland, Jason	97-98	4	0	3	3	4
Holland, Jason	98-99	20	2	5	7	8
Holland, Jason	99-00	12	1	0	1	2
Holland, Jason	00-01	4	1	0	1	0
TOTAL		40	4	8	12	14
Hollinger, Terry	95-96	19	3	11	14	12
Hollinger, Terry	96-97	10	2	7	9	27
TOTAL		29	5	18	23	39
Holmstrom, Ben	21-22	2	0	0	0	16
Holzinger, Brian	95-96	19	10	14	24	10
Horachek, Peter	79-80	4	1	3	4	0
Horachek, Peter	81-82	6	3	4	7	0
TOTAL		10	4	7	11	0
Horvath, Bronco	56-57	10	6	7	13	14
Horvath, Bronco	63-64	2	0	0	0	2
Horvath, Bronco	64-65	10	4	5	9	16
Horvath, Bronco	65-66	12	3	7	10	22
Horvath, Bronco	66-67	12	2	7	9	2
TOTAL		46	15	26	41	56
Houda, Doug	95-96	19	3	5	8	30
Houda, Doug	99-00	21	1	8	9	39
Houda, Doug	00-01	4	0	0	0	4
Houda, Doug	01-02	2	0	0	0	4
Houda, Doug	02-03	3	0	2	2	22
TOTAL		49	4	13	19	99
Houlder, Bill	90-91	15	5	13	18	4
Houlder, Bill	91-92	16	5	6	11	4
TOTAL		31	10	19	29	8



ALL-TIME TEAM PLAYOFF STATISTICS

Playoff History

ALL-TIME PLAYOFF STATISTICS

NAME	SEASON	GP	G	A	PTS	PIM
Houser, Michael	21-22	2	0	0	0	0
Huddy, Charlie	96-97	4	0	0	0	0
Hudson, Carl	09-10	5	0	1	1	12
Hunter, Dylan	06-07	6	1	2	3	2
Hurlbut, Mike	97-98	4	1	1	2	2
Hurlbut, Mike	98-99	20	4	5	9	12
Hurlbut, Mike	99-00	21	5	6	11	14
Hurlbut, Mike	00-01	4	1	0	1	6
Hurlbut, Mike	01-02	2	0	0	0	0
TOTAL		51	11	12	23	34
Hurst, Ron	56-57	10	1	4	5	20
Hutchins, Jeff	03-04	1	0	0	0	2
Hutchins, Jeff	04-05	8	0	0	0	0
TOTAL		9	0	0	0	2
Hutchings, Alex	13-14	3	0	1	1	2
Hynes, Dave	75-76	7	3	2	5	11
Iob, Tony	92-93	7	1	1	2	14
Ireland, Randy	79-80	1	0	1	1	0
Irwin, Brayden	13-14	5	3	0	3	10
Jacina, Greg	06-07	3	0	1	1	4
Jackson, Dane	95-96	19	4	6	10	53
Jackson, Dane	96-97	10	7	5	12	14
Jackson, Dane	97-98	3	2	2	4	4
Jackson, Dane	00-01	4	1	1	2	4
TOTAL		36	14	14	28	75
Jackson, Jim	86-87	16	5	4	9	6
Jackson, Jim	87-88	7	2	6	8	4
Jackson, Jim	89-90	9	1	5	6	4
TOTAL		32	8	15	23	14
James, Val	81-82	6	0	2	2	16
James, Val	82-83	16	1	0	1	27
TOTAL		22	1	2	3	43
Janik, Doug	01-02	2	0	0	0	0
Janik, Doug	02-03	3	0	0	0	6
Janik, Doug	03-04	16	1	2	3	22
Janik, Doug	04-05	9	0	2	2	10
TOTAL		30	1	4	5	38
Jaquith, Gary	76-77	10	1	1	2	2
Jarrett, Gary	62-63	2	1	3	4	0
Jeffrey, Larry	65-66	12	6	5	11	4
Jillson, Jeff	04-05	9	1	1	2	12
Johnson, Norm	58-59	5	1	2	3	13
Johnson, Jamie	09-10	7	2	4	6	5
Jones, Jim	75-76	7	1	0	1	11
Joyal, Ed	66-67	13	10	3	13	4
Jutila, Timo	84-85	5	2	5	7	2
Kaese, Trent	87-88	3	1	2	3	2
Kalinin, Dmitri	98-99	7	0	0	0	6
Kalinin, Dmitri	99-00	21	2	9	11	8
TOTAL		28	2	9	11	14
Keenan, Larry	61-62	2	0	0	0	0
Keenan, Larry	62-63	2	0	1	1	0
TOTAL		4	0	1	1	0



ALL-TIME TEAM PLAYOFF STATISTICS

Playoff History

ALL-TIME PLAYOFF STATISTICS

NAME	SEASON	GP	G	A	PTS	PIM
Keller, Don	81-82	6	0	1	1	17
Keller, Don	82-83	9	2	0	2	19
TOTAL		15	2	1	3	36
Kenny, Shane	98-99	1	0	0	0	10
Kerr, Kevin	87-88	5	1	3	4	42
King, Steven	97-98	4	1	1	2	4
Kinnie, Mike	04-05	5	0	0	0	0
Klimentiev, Sergei	95-96	19	2	8	10	16
Klimentiev, Sergei	96-97	10	1	4	5	28
TOTAL		29	3	12	15	44
Knickle, Rick	81-82	3	0	0	0	0
Kolzig, Olaf	92-93	17	0	1	1	8
Kotalik, Ales	01-02	1	0	0	0	0
Kraftcheck, Steve	58-59	5	0	2	2	4
Kraftcheck, Steve	59-60	12	1	3	4	12
Kraftcheck, Steve	61-62	2	0	0	0	2
TOTAL		19	1	5	6	18
Krebs, Peyton	21-22	10	0	11	11	4
Kreps, Kamil	06-07	6	1	0	1	0
Kristek, Jaroslav	01-02	1	0	0	0	0
Krupp, Uwe	86-87	17	1	11	12	16
Krys, Mark	93-94	4	0	1	1	6
Laaksonen, Oskari	21-22	2	0	1	1	0
Labrosse, Claude	58-59	5	0	0	0	10
Labrosse, Claude	59-60	12	1	5	6	20
TOTAL		17	1	5	6	30
Lacombe, Normand	84-85	5	3	1	4	4
Lakovic, Sasha	00-01	4	1	1	2	32
Lambert, Yvon	82-83	12	2	4	6	2
Lambert, Yvon	83-84	18	8	11	19	2
TOTAL		30	10	15	25	4
Langdon, Steve	75-76	5	0	1	1	0
Langdon, Steve	76-77	12	2	5	7	2
Langdon, Steve	77-78	6	1	3	4	0
TOTAL		23	3	9	12	2
Langevin, Chris	81-82	9	4	5	9	33
Langevin, Chris	82-83	11	0	3	3	34
Langevin, Chris	83-84	15	3	2	5	39
Langevin, Chris	84-85	5	2	1	3	24
TOTAL		40	9	11	20	130
Langlois, Al	56-57	10	0	4	4	18
Larocque, Mario	01-02	2	0	0	0	0
Larsson, Johan	12-13	3	0	3	3	6
Larsson, Johan	13-14	5	1	2	3	4
TOTAL		8	1	5	6	10
Lavigne, Eric	96-97	6	0	1	1	26
Lawson, Ed	62-63	2	1	1	2	2
Lawson, Ed	63-64	2	0	0	0	0
TOTAL		4	1	1	2	2
Legault, Maxime	11-12	3	0	1	1	2
Legault, Maxime	12-13	1	0	0	0	0
TOTAL		4	0	1	1	2
Leggio, David	11-12	3	0	0	0	0
Leggio, David	12-13	2	0	0	0	0
TOTAL		5	0	0	0	0



ALL-TIME TEAM PLAYOFF STATISTICS

Playoff History

ALL-TIME PLAYOFF STATISTICS

NAME	SEASON	GP	G	A	PTS	PIM
Leier, Taylor	18-19	3	0	1	1	0
Leime, Heikki	82-83	1	0	0	0	0
Lever, Don	86-87	18	4	3	7	14
Lingren, Steve	03-04	16	3	1	4	10
Lingren, Steve	04-05	2	0	0	0	0
TOTAL		18	3	1	4	10
Litzenberger, Ed	63-64	2	1	1	2	2
Litzenberger, Ed	65-66	12	1	5	6	8
TOTAL		14	2	6	8	10
Loewen, Darcy	89-90	5	1	0	1	6
Loewen, Darcy	90-91	15	1	5	6	14
Loewen, Darcy	91-92	4	0	1	1	8
TOTAL		24	2	6	8	28
Logan, Bob	86-87	18	5	10	15	4
Longarini, John	58-59	4	0	1	1	0
Ludzik, Steve	89-90	16	5	6	11	57
Ludzik, Steve	90-91	8	3	5	8	6
Ludzik, Steve	91-92	14	2	1	3	8
TOTAL		38	10	12	22	71
Luksa, Chuck	81-82	6	0	2	2	4
Lund, Joe	56-57	9	1	2	3	12
MacDonald, Doug	92-93	7	0	2	2	4
MacDonald, Doug	93-94	4	1	1	2	8
MacDonald, Doug	94-95	5	0	1	1	0
TOTAL		16	1	4	5	12
MacInnis, Ryan	21-22	10	0	1	1	2
MacIntyre, Steve	09-10	6	0	0	0	23
MacKenzie, Matt	12-13	2	0	1	1	2
MacKenzie, Matt	13-14	1	0	0	0	2
TOTAL		3	0	1	1	4
MacNeil, Al	58-59	5	1	1	2	17
MacNeil, Al	59-60	12	1	2	3	12
TOTAL		17	2	3	5	29
MacWilliam, Andrew	17-18	2	0	1	1	2
MacWilliam, Andrew	18-19	3	0	0	0	4
TOTAL		5	0	1	1	6
Mader, Mike	00-01	4	0	0	0	4
Makarov, Andrey	13-14	5	0	0	0	0
Malone, Sean	17-18	3	0	2	2	0
Malone, Sean	21-22	10	2	5	7	4
Maluta, Ray	74-75	12	3	0	3	42
Maluta, Ray	75-76	7	0	2	2	6
Maluta, Ray	76-77	12	0	5	5	16
Maluta, Ray	77-78	6	1	3	4	16
TOTAL		37	4	10	14	80
Mancari, Mark	06-07	6	1	5	6	6
Mancari, Mark	12-13	3	0	2	2	12
TOTAL		9	1	7	8	18
Martin, Grant	87-88	7	4	5	9	17
Masnack, Paul	56-57	10	5	5	10	17
Matte, Christian	01-02	2	0	0	0	0
Matthias, Shawn	09-10	7	2	5	7	7
Mattiussi, Dick	59-60	12	0	0	0	14
Mazur, Eddie	56-57	10	3	9	12	18
McAdam, Gary	82-83	16	3	4	7	4



ALL-TIME TEAM PLAYOFF STATISTICS

Playoff History

ALL-TIME PLAYOFF STATISTICS

NAME	SEASON	GP	G	A	PTS	PIM
MacArthur, Clarke	04-05	3	0	1	1	0
MacArthur, Clarke	06-07	6	2	4	6	4
TOTAL		9	2	5	7	4
McCormick, Cody	12-13	3	1	0	1	26
McCroy, Scott	89-90	13	3	6	9	2
McDonald, Ab	56-57	9	3	1	4	0
McKenna, Sean	82-83	16	14	8	22	18
McGregor, Brian	77-78	6	1	3	4	2
McLaughlin, Mike	92-93	16	4	2	6	8
McMorrow, Sean	02-03	3	0	0	0	17
McMorrow, Sean	03-04	14	1	0	1	15
McMorrow, Sean	04-05	4	0	0	0	16
TOTAL		21	1	0	1	48
McNabb, Brayden	11-12	3	0	1	1	0
McNamee, Peter	77-78	6	0	1	1	34
McSween, Don	87-88	6	0	1	1	15
McSween, Don	89-90	17	3	10	13	12
McSween, Don	90-91	15	2	5	7	8
McSween, Don	91-92	16	5	6	11	18
TOTAL		54	10	22	32	53
Melanson, Dean	92-93	14	1	6	7	18
Melanson, Dean	93-94	4	0	1	1	2
Melanson, Dean	95-96	14	3	3	6	22
Melanson, Dean	97-98	4	0	2	2	0
Melanson, Dean	98-99	17	3	2	5	32
TOTAL		53	7	14	21	74
Merrell, Barry	75-76	7	3	2	5	2
Merrell, Barry	76-77	12	2	7	9	4
TOTAL		19	5	9	14	6
Mersch, Michael	21-22	5	0	0	0	0
Metcalfe, Scott	87-88	7	1	3	4	24
Metcalfe, Scott	89-90	2	0	1	1	0
Metcalfe, Scott	93-94	4	1	0	1	31
Metcalfe, Scott	90-91	14	4	1	5	27
Metcalfe, Scott	94-95	5	1	1	2	4
Metcalfe, Scott	95-96	19	6	8	14	23
Metcalfe, Scott	96-97	10	1	3	4	18
Metcalfe, Scott	97-98	4	0	0	0	11
TOTAL		65	14	17	31	138
Methot, Francois	98-99	9	0	1	1	0
Methot, Francois	99-00	21	2	4	6	16
Methot, Francois	00-01	4	1	3	4	0
Methot, Francois	01-02	2	1	0	1	0
Methot, Francois	02-03	3	0	4	4	0
TOTAL		39	4	12	16	16
Meyer, Jayson	86-87	18	2	8	10	14
Meyer, Stefan	06-07	6	0	2	2	8
Migay, Rudy	58-59	3	1	0	1	6
Migay, Rudy	59-60	12	3	10	13	19
TOTAL		15	4	10	14	25
Milbury, Mike	75-76	3	0	1	1	13
Miller, Brad	89-90	8	1	0	1	52
Miller, Brad	90-91	12	0	4	4	67
TOTAL		20	1	4	5	119



ALL-TIME TEAM PLAYOFF STATISTICS

Playoff History

ALL-TIME PLAYOFF STATISTICS

NAME	SEASON	GP	G	A	PTS	PIM
Miller, Ryan	02-03	3	0	0	0	0
Miller, Ryan	03-04	14	0	0	0	0
Miller, Ryan	04-05	9	0	1	1	0
TOTAL		26	0	1	1	0
Milley, Norm	00-01	4	0	0	0	2
Milley, Norm	01-02	2	0	3	3	6
Milley, Norm	02-03	3	2	0	2	2
Milley, Norm	03-04	16	7	6	13	10
Milley, Norm	04-05	9	1	2	3	4
TOTAL		34	10	11	21	24
Mink, Graham	09-10	6	3	2	5	23
Moller, Mike	82-83	11	2	4	6	4
Moller, Mike	84-85	5	1	1	2	0
TOTAL		16	3	5	8	4
Mongrain, Bob	82-83	16	3	5	8	24
Mongrain, Bob	83-84	18	11	9	20	46
TOTAL		34	14	14	28	70
Moore, Barrie	95-96	18	3	6	9	18
Moore, Jimmy	58-59	5	1	0	1	2
Morrisonn, Shaone	11-12	1	0	0	0	0
Mougenel, Ryan	99-00	2	0	0	0	0
Moser, Jay	96-97	9	1	1	2	4
Mrozik, Rick	03-04	15	1	4	5	4
Murphy, Joe	99-00	21	4	2	6	27
Murphy, Joe	00-01	4	0	1	1	4
TOTAL		25	4	3	7	31
Murray, Brett	21-22	10	3	3	6	4
Naud, Daniel	82-83	15	3	5	8	4
Naud, Daniel	83-84	18	4	12	16	4
TOTAL		33	7	17	24	8
Ndur, Rumun	95-96	17	1	2	3	33
Ndur, Rumun	96-97	10	3	1	4	21
Ndur, Rumun	97-98	4	0	2	2	16
TOTAL		31	4	5	9	70
Nelson, Casey	17-18	1	0	0	0	0
Nelson, Riley	02-03	3	0	0	0	2
Nelson, Todd	00-01	4	0	2	2	2
Nemeth, Tom	94-95	4	2	1	3	4
Nichol, Scott	94-95	5	0	3	3	14
Nichol, Scott	95-96	19	7	6	13	36
Nichol, Scott	96-97	10	2	1	3	26
TOTAL		34	9	10	19	76
Nordstrom, Carlin	98-99	6	0	0	0	18
Noronen, Mika	99-00	21	0	0	0	4
Noronen, Mika	00-01	4	0	0	0	0
Noronen, Mika	01-02	1	0	0	0	0
TOTAL		26	0	0	0	4
Novotny, Jiri	02-03	3	0	1	1	10
Novotny, Jiri	03-04	13	0	1	1	10
Novotny, Jiri	04-05	9	2	2	4	4
TOTAL		25	2	4	6	24
Nylander, Alexander	17-18	3	0	0	0	0
O'Connell, Tim	02-03	3	0	0	0	4



ALL-TIME TEAM PLAYOFF STATISTICS

Playoff History

ALL-TIME PLAYOFF STATISTICS

NAME	SEASON	GP	G	A	PTS	PIM
O'Regan, Danny	17-18	3	1	1	2	0
O'Regan, Danny	18-19	3	0	0	0	2
TOTAL		6	1	1	2	2
Olofsson, Victor	18-19	3	0	0	0	0
Oreskovich, Victor	09-10	6	0	0	0	10
Orlando, Gates	83-84	18	4	10	14	6
Orlando, Gates	84-85	2	0	1	1	6
Orlando, Gates	86-87	18	9	13	22	14
Orlando, Gates	87-88	7	2	6	8	6
TOTAL		45	15	30	45	32
Paetsch, Nathan	03-04	16	1	1	2	28
Paetsch, Nathan	04-05	9	1	1	2	16
Paetsch, Nathan	17-18	1	0	0	0	0
TOTAL		26	2	2	4	44
Paille, Daniel	04-05	9	2	2	4	6
Pappin, Jim	61-62	2	1	0	1	2
Pappin, Jim	62-63	2	1	2	3	2
Pappin, Jim	64-65	10	11	5	16	32
Pappin, Jim	65-66	12	8	3	11	13
Pappin, Jim	67-68	11	2	6	8	32
TOTAL		37	23	16	39	81
Percy, Andrew	17-18	2	1	1	2	0
Peterka, JJ	21-22	10	7	5	12	6
Peters, Andrew	02-03	3	0	0	0	24
Peters, Geoff	01-02	2	0	1	1	0
Peters, Geoff	03-04	16	0	4	4	27
Peters, Geoff	04-05	9	0	2	2	18
TOTAL		27	0	7	7	45
Petrecki, Nick	13-14	5	0	0	0	2
Pilut, Lawrence	18-19	3	0	0	0	0
Pittis, Domenic	98-99	20	7	14	21	40
Pittis, Domenic	99-00	21	4	26	30	28
Pittis, Domenic	03-04	16	5	14	19	30
TOTAL		57	16	54	70	98
Plante, Tyler	09-10	7	0	0	0	2
Pominville, Jason	02-03	3	1	1	2	0
Pominville, Jason	03-04	16	9	10	19	6
TOTAL		19	10	11	21	6
Porter, Kevin	13-14	5	0	3	3	0
Porter, Kevin	17-18	3	1	4	5	0
Porter, Kevin	18-19	3	1	1	2	7
TOTAL		11	2	8	10	7
Price, Noel	56-57	10	0	1	1	16
Priestlay, Ken	86-87	8	3	2	5	4
Primeau, Wayne	95-96	17	3	1	4	11
Primeau, Wayne	96-97	1	0	0	0	0
TOTAL		18	3	1	4	11
Prow, Ethan	21-22	10	0	4	4	0
Psyk, Mark	12-13	3	0	0	0	2
Psyk, Mark	13-14	5	0	0	0	14
TOTAL		8	0	0	0	16
Quinn, Jack	21-22	10	0	2	2	6
Rankin, Evan	11-12	2	0	1	1	0
Rasmussen, Erik	97-98	1	0	0	0	5
Ratchuk, Peter	02-03	3	0	1	1	6
Ray, Rob	89-90	17	1	3	4	115



ALL-TIME TEAM PLAYOFF STATISTICS

Playoff History

ALL-TIME PLAYOFF STATISTICS

NAME	SEASON	GP	G	A	PTS	PIM
Redmond, Zach	17-18	3	2	0	2	2
Redmond, Zach	18-19	3	0	0	0	2
TOTAL		6	2	0	2	4
Renaud, Mark	83-84	15	2	8	10	39
Repik, Michal	09-10	7	1	1	2	4
Ricci, Scott	03-04	16	0	2	2	8
Rissmiller, Patrick	12-13	3	0	0	0	4
Ristolainen, Rasmus	13-14	5	0	2	2	2
Robertson, Geordie	79-80	4	1	5	6	2
Robertson, Geordie	81-82	9	1	3	4	13
Robertson, Geordie	82-83	16	8	6	14	23
Robertson, Geordie	83-84	18	9	9	18	42
Robertson, Geordie	84-85	5	0	1	1	4
TOTAL		42	19	24	43	104
Ross, Garret	17-18	1	0	0	0	0
Rousseau, Dunc	75-76	5	0	1	1	12
Rousseau, Guy	58-59	3	2	1	3	4
Rousseau, Guy	59-60	11	7	4	11	2
TOTAL		14	9	5	14	6
Roy, Derek	03-04	16	6	8	14	18
Roy, Derek	04-05	9	6	5	11	6
TOTAL		25	12	13	25	24
Roy, Frederick	13-14	2	1	0	1	2
Roy, Mathieu	09-10	6	0	0	0	11
Rubachuk, Brad	91-92	13	4	0	4	19
Rubachuk, Brad	92-93	12	3	1	4	63
Rubachuk, Brad	93-94	4	1	1	2	10
TOTAL		29	8	2	10	92
Rueter, Dirk	82-83	15	1	5	6	4
Rueter, Dirk	83-84	18	1	1	2	39
TOTAL		33	2	6	8	43
Ruff, Lindy	91-92	13	0	4	4	16
Ruhwedel, Chad	13-14	5	2	3	5	4
Ruotsalainen, Arttu	21-22	10	8	4	12	4
Rupp, Duane	63-64	2	0	1	1	0
Rupp, Duane	65-66	12	0	8	8	30
TOTAL		14	0	9	9	30
Ryan, Michael	04-05	5	0	1	1	4
Ryan, Michael	06-07	6	4	0	4	4
Ryan, Michael	11-12	1	0	0	0	0
TOTAL		12	4	1	5	8
St. James, Tom	83-84	13	0	5	5	4
Salak, Alexander	09-10	2	0	0	0	2
Sanford, Curtis	99-00	1	0	0	0	0
Sarich, Cory	98-99	20	2	4	6	14
Saunders, Bill	59-60	11	1	0	1	0
Sauve, J-F	79-80	4	1	2	3	2
Sauve, J-F	82-83	16	7	21	28	2
TOTAL		20	8	23	31	4
Savage, Joel	89-90	5	0	1	1	4
Savage, Joel	90-91	15	3	3	6	8
Savage, Joel	91-92	9	2	0	2	8
TOTAL		29	5	4	9	20



ALL-TIME TEAM PLAYOFF STATISTICS

Playoff History

ALL-TIME PLAYOFF STATISTICS

NAME	SEASON	GP	G	A	PTS	PIM
Scarfo, Ryan	21-22	1	0	0	0	4
Schaller, Tim	13-14	5	0	1	1	2
Schiestel, Drew	12-13	3	0	0	0	2
Schofield, Rick	12-13	3	0	0	0	4
Schultz, Dave	79-80	4	1	0	1	12
Schust, Ben	99-00	3	0	0	0	0
Sebek, Venci	82-83	9	1	0	1	8
Sejba, Jiri	90-91	14	6	7	13	29
Shanahan, Sean	77-78	6	2	3	5	10
Shannon, Darrin	89-90	9	4	1	5	2
Shannon, Darrin	90-91	10	3	5	8	22
TOTAL		19	7	6	13	24
Shaw, Harry	75-76	7	0	3	3	12
Sheppard, Ray	86-87	15	12	3	15	2
Sheppard, Ray	89-90	17	8	7	15	9
TOTAL		32	20	10	30	11
Shields, Steve	95-96	19	0	1	1	4
Shmyr, Ryan	01-02	1	2	0	2	2
Simon, Todd	92-93	12	3	14	17	15
Simon, Todd	94-95	5	0	2	2	21
TOTAL		17	3	16	19	36
Simpson, Wayne	18-19	3	0	2	2	0
Sims, Al	75-76	7	1	4	5	9
Sims, Al	76-77	12	2	9	11	12
TOTAL		19	3	13	16	21
Sly, Darryl	61-62	2	0	0	0	0
Sly, Darryl	63-64	2	0	0	0	0
Sly, Darryl	65-66	12	2	2	4	12
TOTAL		16	2	2	4	12
Slyvester, Dean	98-99	18	12	5	17	8
Smith, Barry	75-76	7	4	4	8	5
Smith, Barry	76-77	12	3	2	5	4
Smith, Barry	77-78	6	2	1	3	0
TOTAL		25	9	7	16	9
Smith, Brandon	04-05	8	1	1	2	4
Smith, Brandon	06-07	5	0	2	2	2
TOTAL		13	1	3	4	6
Smith, C.J.	17-18	3	0	2	2	0
Smith, C.J.	18-19	3	1	1	2	0
TOTAL		6	1	3	4	0
Smith, Dalton	18-19	3	0	0	0	2
Smith, Don	03-04	2	0	0	0	4
Smith, Steve	89-90	17	0	5	5	27
Smrke, Stan	59-60	11	7	6	13	2
Smrke, Stan	61-62	2	0	0	0	0
Smrke, Stan	62-63	2	1	0	1	0
Smrke, Stan	63-64	2	0	0	0	0
Smrke, Stan	64-65	10	5	4	9	4
Smrke, Stan	65-66	8	0	1	1	0
Smrke, Stan	66-67	13	2	7	9	2
TOTAL		48	15	18	33	8
Snell, Chris	91-92	10	2	1	3	6
Snell, Chris	92-93	17	5	8	13	39
TOTAL		27	7	9	16	45



ALL-TIME TEAM PLAYOFF STATISTICS

Playoff History

ALL-TIME PLAYOFF STATISTICS

NAME	SEASON	GP	G	A	PTS	PIM
Stewart, Anthony	06-07	6	2	0	2	2
Stewart, Bill	79-80	4	1	2	3	42
Stewart, Michael	96-97	10	1	3	4	23
Strobel, Eric	79-80	3	2	0	2	2
Stuart, Colin	11-12	3	0	0	0	4
Sprukts, Janis	06-07	6	1	3	4	4
Suikkanen, Kai	81-82	9	4	2	6	4
Suikkanen, Kai	82-83	16	7	7	14	21
TOTAL		25	11	9	20	25
Sutton, Ken	89-90	11	1	6	7	15
Sutton, Ken	90-91	3	1	1	2	14
TOTAL		14	2	7	9	29
Suoraniemi, Kari	82-83	13	0	6	6	14
Suwek, Richard	79-80	3	0	1	1	0
Swanson, Jeremy	06-07	6	0	4	4	24
Szczechura, Paul	11-12	3	0	1	1	0
Taffe, Jeff	09-10	7	1	6	7	9
Tallinder, Henrik	01-02	2	0	0	0	0
Tardif, Jamie	13-14	3	0	1	1	4
Tarnasky, Nick	12-13	3	1	0	1	4
Taylor, Chris	01-02	2	0	1	1	0
Taylor, Chris	02-03	3	3	1	4	2
Taylor, Chris	03-04	16	5	12	17	0
Taylor, Chris	04-05	9	1	8	9	4
Taylor, Chris	09-10	7	1	3	4	6
TOTAL		37	10	25	35	12
Tennyson, Matt	17-18	3	0	0	0	6
Tennyson, Matt	18-19	3	0	0	0	0
TOTAL		6	0	0	0	6
Teves, Josh	21-22	7	0	2	2	2
Thomas, Scott	91-92	9	0	1	1	17
Thomas, Scott	92-93	17	8	5	13	6
Thomas, Scott	94-95	5	4	0	4	4
TOTAL		31	12	6	18	27
Thompson, Tage	18-19	3	2	0	2	2
Thorburn, Chris	03-04	16	3	2	5	18
Thorburn, Chris	04-05	4	0	1	1	2
TOTAL		20	3	3	6	20
Tischke, Peter	21-22	8	0	0	0	15
Trapp, Doug	86-87	16	0	9	9	5
Traynor, Paul	99-00	9	0	0	0	6
Traynor, Paul	00-01	1	0	0	0	0
Tropp, Corey	11-12	3	0	0	0	8
TOTAL		10	0	0	0	6
Tsygurov, Denis	93-94	1	0	1	1	0
Tuma, Martin	06-07	1	0	0	0	0
Turkiewicz, Jim	79-80	4	0	1	1	4
Turnbull, Travis	11-12	3	0	0	0	4
Turner, Dean	81-82	9	0	4	4	6
Ubriaco, Gene	62-63	2	1	0	1	0
Ullmark, Linus	17-18	3	0	0	0	0
Vaive, Rick	91-92	16	4	4	8	10
Vandermeer, Peter	97-98	4	1	0	1	13
Vandermeer, Peter	98-99	16	1	0	1	38
TOTAL		20	2	0	2	51



ALL-TIME TEAM PLAYOFF STATISTICS

Playoff History

ALL-TIME PLAYOFF STATISTICS

NAME	SEASON	GP	G	A	PTS	PIM
Vanek, Thomas	04-05	5	2	3	5	10
VanOene, Darren	98-99	12	2	4	6	8
VanOene, Darren	99-00	21	1	3	4	24
VanOene, Darren	00-01	4	1	0	1	4
VanOene, Darren	01-02	2	0	0	0	4
TOTAL		39	4	7	11	40
Van Impe, Dick	59-60	12	0	3	3	6
Varada, Vaclav	96-97	10	1	6	7	27
Verret, Claude	83-84	18	5	9	14	4
Varone, Phil	11-12	3	2	1	3	0
Varone, Phil	12-13	3	0	0	0	2
Varone, Phil	13-14	5	0	3	3	0
TOTAL		11	2	4	6	2
Veilleux, Yannick	18-19	2	0	1	1	2
Verret, Claude	84-85	5	2	5	7	0
Verret, Claude	86-87	8	3	3	6	0
TOTAL		31	10	17	27	4
Voakes, Mark	11-12	3	0	0	0	0
Volkov, Mikhail	93-94	4	0	2	2	2
Volkov, Mikhail	94-95	4	1	0	1	2
TOTAL		8	1	2	3	4
Wakaluk, Darcy	86-87	5	0	0	0	0
Wakaluk, Darcy	87-88	6	0	0	0	2
Wakaluk, Darcy	89-90	17	0	0	0	14
Wakaluk, Darcy	90-91	9	0	0	0	0
TOTAL		37	0	0	0	16
Walters, Greg	96-97	10	3	6	9	20
Walters, Greg	98-99	15	1	3	4	14
TOTAL		25	4	9	13	34
Walton, Mike	65-66	12	8	4	12	43
Walsh, Jim	81-82	9	0	4	4	17
Ward, Dixon	95-96	19	11	24	35	8
Warren, Brendan	21-22	2	0	0	0	0
Wedgewood, Scott	18-19	3	0	0	0	0
Weissbach, Linus	21-22	1	0	0	0	0
Welch, Noah	06-07	6	0	2	2	12
Wiemer, Jim	81-82	9	0	4	4	2
Wiemer, Jim	82-83	15	5	15	20	22
Wiemer, Jim	83-84	18	3	13	16	20
Wiemer, Jim	94-95	5	0	2	2	6
TOTAL		47	8	34	42	50
Wilson, Clay	09-10	7	2	0	2	22
White, Bill	61-62	2	0	1	1	2
Whitmore, Derek	11-12	3	0	0	0	0
Williams, Tommy	56-57	8	0	0	0	4
Winch, Jason	91-92	12	2	6	8	0
Woit, Benny	56-57	8	1	1	2	6
Wood, Derek	97-98	4	0	0	0	21
Wood, Derek	98-99	20	2	4	6	24
TOTAL		24	2	4	6	45
Wright, Shayne	94-95	4	0	1	1	0
Wright, Shayne	95-96	5	0	1	1	8
Wright, Shayne	96-97	10	2	3	5	6
Wright, Shayne	97-98	4	0	2	2	0
TOTAL		23	2	7	9	14



ALL-TIME TEAM PLAYOFF STATISTICS

Playoff History

ALL-TIME PLAYOFF STATISTICS

NAME	SEASON	GP	G	A	PTS	PIM
Yake, Terry	96-97	10	8	8	16	4
York, Mike	09-10	7	2	10	12	2
Young, Jason	92-93	14	3	4	7	31
Young, Jason	93-94	4	2	2	4	8
Young, Jason	94-95	4	1	0	1	16
TOTAL		22	6	6	12	55
Zagraban, Marek	06-07	6	1	0	1	2



AMERKS ALL-TIME PLAYOFF GOALTENDERS

Playoff History

ALL-TIME PLAYOFF GOALTENDERS

GOALIE	YEAR	GP	MIN	GA	SO	SAVES	GAA	SV PCT	W-L
Anderson	06-07	6	376	18	0	179	2.87	.909	2-4
Askey	01-02	1	58	4	0	20	4.11	.833	0-1
Askey	03-04	2	120	5	1	52	2.50	.912	2-0
TOTALS		3	178	9	1	72	3.03	.889	2-1
Bernhardt	81-82	9	527	29	0	292	3.30	.910	4-3
Biron	97-98	4	239	16	0	123	4.02	.895	1-3
Biron	98-99	20	1,167	42	1	590	2.16	.934	12-8
TOTALS		24	1,406	58	1	713	2.48	.925	13-11
Blue	95-96	1	27	1	0	10	2.22	.909	0-1
Bradley	91-92	1	20	2	0	8	6.00	.800	0-0
Broderick	75-76	3	180	12	0	83	4.00	--	1-2
Brooks	75-76	4	239	17	0	82	4.28	--	2-2
Carr	76-77	1	60	5	0	41	5.00	--	0-1
Chadwick	59-60	12	720	35	0	--	2.92	--	5-7
Cheevers	61-62	2	120	8	0	--	4.00	--	0-2
Cheevers	63-64	2	118	8	0	--	4.06	--	0-2
Cheevers	64-65	10	615	24	0	--	2.34	--	8-2
TOTALS		14	853	40	0	--	2.81	--	8-6
Cloutier	82-83	16	992	47	0	406	2.84	.896	12-4
Cloutier	83-84	18	1,145	68	0	528	3.56	--	9-9
TOTALS		34	2,137	115	0	934	3.23	.890	21-13
Cooley	72-73	1	59	5	0	--	5.08	--	0-1
Craig	84-85	4	194	17	0	92	5.26	.844	0-3
Daubenspeck	99-00	1	4	1	0	4	15.00	.800	0-0
Dell	21-22	10	627	37	0	278	3.54	.883	5-5
Deschenes	96-97	10	628	28	0	278	2.68	.909	6-4
Draper	98-99	2	86	4	0	34	2.79	.895	0-0
Gamble	66-67	1	40	2	0	--	3.00	--	0-0
Hackett	12-13	1	58	2	0	18	2.08	.900	0-1
Harrison	82-83	3	26	0	0	10	0.00	1.000	0-0
Horn	92-93	1	13	0	0	3	0.00	1.000	0-0
Horn	93-94	1	42	5	0	12	7.14	.706	0-1
Houser	21-22	2	44	2	0	23	2.74	.920	0-0
TOTALS		2	55	5	0	15	5.45	.750	0-1
Ireland	79-80	1	60	6	0	30	6.00	.833	0-1
Ketterer	93-94	4	199	13	0	85	3.92	.867	0-3
Knickle	81-82	3	125	7	0	59	3.36	.894	0-2
Kolzig	92-93	17	1,041	61	0	623	3.52	.911	9-8
Leggio	11-12	3	175	11	0	78	3.76	.876	0-3
Leggio	12-13	2	125	8	0	39	3.84	.830	0-2
TOTALS		5	300	19	0	117	3.80	.860	0-5
Littman	89-90	1	33	4	0	5	7.21	.55	0-1
Littman	90-91	8	378	16	0	141	2.54	.898	4-2
Littman	91-92	15	878	42	1	390	2.87	.903	8-7
TOTALS		24	1,289	62	1	536	2.89	.896	12-10
Makarov	13-14	5	298	15	0	147	3.01	.907	2-3
McNeil	58-59	5	300	12	0	--	2.40	--	1-4
Miller	02-03	3	189:43	13	0	77	4.11	.856	1-2
Miller	03-04	14	856:47	26	2	368	1.82	.934	7-7
Miller	04-05	9	547:20	24	0	241	2.63	.909	5-4
TOTALS		26	1,593:50	63	2	686	2.37	.916	13-13
Noronen	99-00	21	1,235	37	6	540	1.80	.935	13-8
Noronen	00-01	4	250	11	0	85	2.46	.885	1-3
Noronen	01-02	1	59	3	0	20	3.06	.870	0-1
TOTALS		26	1,544	51	6	645	1.98	.927	14-12



AMERKS ALL-TIME PLAYOFF GOALTENDERS

Playoff History

ALL-TIME PLAYOFF GOALTENDERS

GOALIE	YEAR	GP	MIN	GA	SO	SAVES	GAA	SV PCT	W-L
Parro	77-78	3	180	9	0	86	3.01	--	2-1
Perreault	56-57	10	600	27	2	--	2.70	--	5-5
Perreault	62-63	2	120	110	--	--	5.50	--	0-2
Perreault	65-66	9	532	17	2	--	1.92	--	7-2
Perreault	66-67	13	785	40	2	--	3.05	--	6-7
Perreault	67-68	9	515	28	0	--	3.26	--	7-2
TOTALS		43	2,552	222	6	--	2.89	--	25-18
Pettie	76-77	11	661	36	0	256	3.60	.877	6-5
Pettie	77-78	3	188	8	0	104	2.56	.929	0-3
TOTALS		14	849	44	0	360	3.11	.891	6-8
Plante	09-10	7	346	14	0	201	2.43	.935	3-3
Puppa	86-87	16	890	48	1	420	3.24	.898	10-6
Puppa	87-88	2	108	5	0	44	2.78	.898	0-1
TOTALS		18	998	53	1	464	3.19	.897	10-7
Pye	93-94	1	60	2	0	28	2.00	.933	1-0
Raymond	94-95	5	286	18	0	132	3.78	.880	1-4
Reece	74-75	11	680	34	0	312	3.00	.902	6-5
Salak	09-10	2	69	5	0	38	4.37	.884	0-1
Sanford	99-00	1	14	1	0	9	4.29	.900	0-0
Shields	94-95	1	20	3	0	14	3.78	.824	0-0
Shields	95-96	19	1,141	50	1	503	2.62	.910	15-3
TOTALS		20	1,147	50	1	503	2.62	.910	15-3
Smith	65-66	4	188	12	0	--	3.83	--	1-2
Sneddon	73-74	2	113	3	0	62	4.45	.873	0-2
Sneddon	74-75	1	60	6	0	22	6.00	.786	0-1
TOTALS		3	179	15	0	84	5.03	.848	0-3
Tremblay	84-85	3	121	11	0	46	5.45	.807	1-1
Ullmark	17-18	3	175	16	0	64	5.50	.800	0-3
Wakaluk	86-87	4	140	11	0	48	4.71	.814	2-0
Wakaluk	87-88	6	328	22	0	127	4.02	.852	3-3
Wakaluk	89-90	17	1,001	50	0	422	3.00	.894	10-6
Wakaluk	90-91	9	543	30	0	193	3.31	.865	6-3
TOTALS		36	2,012	113	0	790	3.40	.875	21-12
Walsh	79-80	3	180	16	0	108	5.35	.871	0-3
Wedgewood	18-19	3	180	9	0	56	3.00	.862	0-3
Wetzel	67-68	4	164	6	0	--	2.20	--	1-1
Zimmerman	72-73	5	310	21	0	--	4.03	--	2-3
Zimmerman	73-74	4	247	14	0	128	3.41	.901	2-2
TOTALS		9	557	35	0	--	3.77	--	4-5



ROCHESTER AMERICANS

HISTORY





AMERKS ALL-TIME RECORDS VS. CURRENT AHL CLUBS

History

REGULAR SEASON

TEAM	W	L/OTL	T/SOL
Abbotsford	0	0	0
Bakersfield	0	0	0
Belleville	12	13	1
Bridgeport	9	9	0
Calgary	0	0	0
Charlotte	4	12	0
Chicago	8	5	3
Cleveland	46	33	7
Coachella Valley	0	0	0
Colorado	0	0	0
Grand Rapids	30	39	3
Hartford	18	10	3
Henderson	0	0	0
Hershey	193	216	53
Iowa	3	1	0
Laval	17	7	0
Lehigh Valley**	33	31	6
Manitoba***	21	30	5
Milwaukee	3	13	0
Ontario	0	0	0
Providence	15	23	2
Rockford	3	5	0
San Diego	0	0	0
San Jose	0	0	0
Springfield	8	4	0
Syracuse	151	133	18
Texas	3	5	0
Toronto	52	74	5
Tucson	0	0	0
Utica***	39	41	7
Wilkes-Barre/Scranton	22	18	7

*Includes totals carried over from the Philadelphia Phantoms, 1996-2009, and Adirondack Phantoms, 2009-14

**Includes totals carried over from the previous Manitoba Moose franchise, 2001-2011

***Includes totals carried over from the previous Utica Comets franchise, 2013-2021



ALL-TIME COACHES

History

AMERKS ALL-TIME COACHES

SEASON	COACH	GP	W	L	T	PTS	GF	GA	FINISH
56-57	Billy Reay	64	34	25	5	73	224	199	3
57-58	Roly McLenahan	70	29	35	6	64	205	242	5
58-59	Bucko MacDonald *	15	4	10	1	9	43	55	
	Sam Pollack **	20	9	10	1	19	76	71	
	Steve Kraftcheck	35	21	11	3	45	123	76	3
59-60	Steve Kraftcheck	72	40	27	5	85	285	211	2
60-61	Steve Kraftcheck***	35	14	18	3	31	121	127	
	Jack Riley	37	18	18	1	37	140	117	5
61-62	Johnny Crawford	70	33	31	6	72	234	240	3W
62-63	Rudy Migay	72	24	39	9	57	241	270	3W
63-64	Joe Crozier	72	40	30	2	82	256	223	2W
64-65	Joe Crozier (CC)	72	48	21	3	99	310	199	1W
65-66	Joe Crozier (CC)	72	46	21	5	97	288	221	1W
66-67	Joe Crozier	72	38	25	9	85	300	223	2W
67-68	Joe Crozier (CC)	72	38	25	9	85	273	233	1W
68-69	Dick Gamble	74	25	38	11	61	237	295	4W
69-70	Dick Gamble	72	18	38	16	52	253	315	5W
70-71	Dick Gamble****	49	18	24	7	43	162	176	
	John O'Flaherty	23	7	12	4	18	60	72	4W
71-72	Doug Adam*****	37	12	20	5	29	103	150	
	Don Cherry	39	16	18	5	37	139	161	5E
72-73	Don Cherry	76	33	31	12	78	239	276	3E
73-74	Don Cherry	76	42	21	13	97	296	248	1N
74-75	Dick Mattiussi	76	42	25	9	93	317	243	2N
75-76	Dick Mattiussi	76	42	25	9	93	304	243	2N
76-77	Duane Rupp	80	42	33	5	89	320	273	3
77-78	Duane Rupp	81	43	31	7	93	332	296	1S
78-79	Duane Rupp	17	6	9	2	14	59	78	
	Gary Darling +	10	4	5	1	9	40	41	
	Ron Garwaisiuk ++	1	0	1	0	0	6	8	
	Pat Kelly +++	52	16	27	9	41	184	222	4S
79-80	Billy Inglis	80	28	42	10	66	260	327	4S
80-81	Mike Keenan	80	30	42	8	68	295	316	5S
81-82	Mike Keenan	80	40	31	9	89	325	286	2S
82-83	Mike Keenan (CC)	80	46	25	9	101	389	325	1S
83-84	Joe Crozier	80	46	32	2	94	363	300	2S
84-85	Jim Schoenfeld****	25	17	6	2	36	100	77	
	John Van Boxmeer	55	23	21	11	57	233	224	3S
85-86	John Van Boxmeer	80	34	39	7	75	320	331	6S
86-87	John Van Boxmeer (CC)	80	47	26	7	101	309	256	1S
87-88	John Van Boxmeer	75	42	26	7	92	303	257	2S

* Replaced on interim Nov. 14, 1958

** Replaced permanent Jan. 3, 1959

*** Replaced permanent Jan. 5, 1961

**** Replaced permanent Feb. 8, 1971

***** Replaced permanent Jan. 10, 1972

***** - Replaced on interim Feb. 20, 2013

+ Replaced interim Nov. 24, 1978

++ Coached one game Dec. 15, 1978

+++ Replaced permanent Dec. 16, 1978

++++ Called up to active player duty to Buffalo Dec. 6, 1984

***** Served as interim Coach (11/1/87-11/13/87); Van Boxmeer Suspended, Wins credited to Van Boxmeer

^ Remainder of 2019-20 regular season and 2020 Calder Cup Playoffs were cancelled on May 11, 2020, due to COVID-19 pandemic.

^^ Amerks played only 29 games during 2020-21 season.

C- Central Division; N- North Division; E- Eastern Division; EC- Eastern Conference; EM- Empire Division; S- Southern Division; W- Western Division; ND- North Division; MD- Mid-Atlantic Division;

MK - Macgregor Kilpatrick Trophy; (AHL's overall points champion).



ALL-TIME COACHES

History

AMERKS ALL-TIME COACHES

SEASON	COACH	GP	W	L	T	PTS	GF	GA	FINISH
	Joe Crozier +++++	5	4	1	0	8	25	15	
88-89	John Van Boxmeer	80	38	37	5	81	305	302	5S
89-90	John Van Boxmeer	80	43	28	9	95	337	286	1S
90-91	Don Lever	80	45	26	9	99	326	253	1S
91-92	Don Lever	80	37	31	12	86	292	248	2S
92-93	John Van Boxmeer	80	40	33	7	87	348	332	2S
93-94	John Van Boxmeer	80	31	34	15	77	277	300	3S
94-95	John Van Boxmeer	80	35	38	7	77	300	304	4S
95-96	John Tortorella (CC)	80	37	38	5	83	294	297	3C
96-97	John Tortorella	80	40	31	9	90	298	257	1EM
97-98	Brian McCutcheon	80	30	38	12	72	238	260	5EM
98-99	Brian McCutcheon	80	52	22	6	111	284	176	1EM
99-00	Brian McCutcheon	80	46	25	9	104	247	192	1EM
00-01	Randy Cunneynworth	80	46	25	9	104	224	192	1MD
01-02	Randy Cunneynworth	80	32	33	15	82	206	211	2C
02-03	Randy Cunneynworth	80	31	35	14	81	219	221	2C
03-04	Randy Cunneynworth	80	37	33	10	89	207	188	3N
04-05	Randy Cunneynworth	80	51	23	6	112	243	208	MK
05-06	Randy Cunneynworth	80	37	41	2	78	261	270	5ND
06-07	Randy Cunneynworth	80	48	31	1	98	269	250	2ND
07-08	Randy Cunneynworth	80	24	52	4	58	197	291	7ND
08-09	Benoit Groulx	80	29	43	8	66	184	259	7ND
09-10	Benoit Groulx	80	44	35	1	91	253	247	2ND
10-11	Chuck Weber	80	31	44	5	72	218	266	7ND
11-12	Ron Rolston	76	36	36	4	86	224	221	7WC
12-13	Ron Rolston	48	27	20	1	57	164	140	
	Chadd Cassidy * * * * *	28	16	12	0	33	70	69	7WC
13-14	Chadd Cassidy	76	37	34	5	85	216	217	7WC
14-15	Chadd Cassidy	76	29	46	1	64	209	251	14WC
15-16	Randy Cunneynworth	76	34	41	1	72	199	249	13WC
16-17	Dan Lambert	76	32	41	3	67	205	240	13EC
17-18	Chris Taylor	76	37	22	17	91	234	221	3ND
18-19	Chris Taylor	76	46	23	7	99	254	218	2ND
19-20^	Chris Taylor	62	33	20	9	75	181	173	2ND
20-21^^	Seth Appert	29	11	15	3	25	89	116	6ND
21-22	Seth Appert	76	37	29	10	84	254	270	5ND

* Replaced on interim Nov. 14, 1958

** Replaced permanent Jan. 3, 1959

*** Replaced permanent Jan. 5, 1961

**** Replaced permanent Feb. 8, 1971

***** Replaced permanent Jan. 10, 1972

***** - Replaced on interim Feb. 20, 2013

+ Replaced interim Nov. 24, 1978

++ Coached one game Dec. 15, 1978

+++ Replaced permanent Dec. 16, 1978

++++Called up to active player duty to Buffalo Dec. 6, 1984

++++Served as interim Coach (11/1/87-11/13/87); Van Boxmeer Suspended, Wins credited to Van Boxmeer

^ Remainder of 2019-20 regular season and 2020 Calder Cup Playoffs were cancelled on May 11, 2020, due to COVID-19 pandemic.

^^ Amerks played only 29 games during 2020-21 season.

C- Central Division; N- North Division; E- Eastern Division; EC-Eastern Conference; EM-Empire Division; S- Southern Division; W- Western Division; ND- North Division; MD- Mid-Atlantic Division
MK - Macgregor Kilpatrick Trophy; (AHL's overall points champion)



COACHES LIFETIME RECORDS

History

AMERKS COACHES LIFETIME RECORDS

COACHES	REGULAR SEASON						PLAYOFFS			
	GP	W	L	T	PTS.	PCT.	GP	W	L	PCT.
Jim Schoenfeld	25	17	6	2	36	.720	--	--	--	---
Chris Taylor	214	116	65	33	265	.619	6	0	6	.000
Joe Crozier	440	256	154	30	550	.616	66	39	27	.590
Dick Mattiussi	152	84	50	18	186	.612	19	9	10	.474
Brian McCutcheon	240	128	85	27	287	.598	45	26	19	.578
Don Lever	160	82	57	21	185	.578	31	19	12	.613
Ron Rolston	124	63	56	5	143	.577	3	0	3	.000
Billy Reay	64	34	25	5	73	.570	10	5	5	.500
Steve Kraftcheck	142	75	56	11	161	.567	17	6	11	.353
Don Cherry	191	91	70	30	212	.555	12	4	8	.333
Duane Rupp	178	91	73	14	196	.551	18	8	10	.444
Randy Cunneyworth	716	340	311	65	774	.541	40	18	22	.450
John Tortorella	160	77	69	14	173	.541	29	21	8	.724
John Van Boxmeer	690	337	283	75	742	.540	73	36	37	.493
Mike Keenan	240	116	98	26	258	.538	25	16	9	.640
Seth Appert	105	48	44	13	109	.519	10	5	5	.500
Johnny Crawford	70	33	31	6	72	.514	2	0	2	.000
Chadd Cassidy	180	82	92	6	182	.506	8	2	6	.250
Jack Riley	37	18	18	1	37	.500	--	--	--	---
Benoit Groulx	160	73	78	9	157	.491	7	3	4	.429
Sam Pollack	20	9	10	1	19	.475	--	--	--	---
Roly McLenahan	70	29	35	6	64	.457	--	--	--	---
Chuck Weber	80	31	44	5	72	.450	--	--	--	---
Gary Darling	10	4	5	1	9	.450	--	--	--	---
Dan Lambert	76	32	41	3	67	.441	--	--	--	---
Billy Inglis	80	28	42	10	66	.412	4	0	4	.000
Dick Gamble	195	61	100	34	156	.400	--	--	--	---
Rudy Migay	72	24	39	9	57	.396	2	0	2	.000
Pat Kelly	52	16	27	9	41	.394	--	--	--	---
Doug Adam	37	12	20	5	29	.392	--	--	--	---
John O'Flaherty	23	7	12	4	18	.391	--	--	--	---
Bucko McDonald	15	4	10	1	9	.300	--	--	--	---
Ron Garwasiuk	1	0	1	0	0	.000	--	--	--	---
Totals:	5024	2418	2107	499	5405	.538	427	217	210	.508

CALDER CUP CHAMPION COACHES

COACHES	CALDER CUPS	YEARS
Joe Crozier	3	1964-65, 1965-66, 1967-68
Mike Keenan	1	1982-83
John Van Boxmeer	1	1986-87
John Tortorella	1	1995-96



PRESIDENTS & GENERAL MANAGERS

History

AMERKS PRESIDENTS

PRESIDENT	YEARS
Steve Donner	1994 - 2008
Lewis Staats	2008 - 2011
Ted Black	2011 - 2015
Russ Brandon	2015 - 2018
Kim Pegula	2018 - Present

AMERKS GENERAL MANAGERS

GENERAL MANAGERS	YEARS
Paul Bibeault	1956 - 1959
Jack Riley	1959 - 1964
Joe Crozier	1964 - 1968
Dick Gamble	1968 - 1971
Doug Adam	1971 - 1972
Don Cherry	1972 - 1974
John Den Hamer	1974 - 1979
George Bergantz	1979 - 1988
Randy Scott	1988 - 1993
Joe Baumann	1993 - 1996
Jody Gage	1996 - 2009
Randy Sexton	2009 - 2010
Mike Santos	2010 - 2011
Darcy Regier	2011 - 2013
Tim Murray	2014 - 2017
Randy Sexton	2017-2020
Jason Karmanos	2021 - Present



ALL-TIME CAPTAINS

History

AMERKS ALL-TIME CAPTAINS

YEARS

2021-22

2020-21

2019-20

2018-19

2017-18

2016-17

2015-16

2014-15

2013-14

2012-13

2011-12

2010-11

2009-10

2008-09

2007-08

2006-07

2005-06

2004-05

2003-04

2002-03

2001-02

2000-01

1999-00

1998-99

1997-98

1996-97

1995-96

Ward

1994-95

1993-94

1992-93

1991-92

1990-91

PLAYER

Michael Mersch

Steven Fogarty

Kevin Porter

Kevin Porter

Kevin Porter

Cal O'Reilly

Cal O'Reilly

Drew Bagnall, Mark Pysyk, Jerry D'Amigo

Matt Ellis, Drew Bagnall, Kevin Porter,

Jamie Tardif

Kevin Porter, Matt Ellis

Colin Stuart

NONE

Rory Fitzpatrick

Rory Fitzpatrick

Clarke MacArthur, Drew Larman

Brandon Smith

Chris Taylor

Chris Taylor

Domenic Pittis

Doug Houda

Mike Hurlbut

Mike Hurlbut

Mike Hurlbut

Scott Nichol, Mike Hurlbut

Scott Nichol, Mike Hurlbut

Dane Jackson

Dane Jackson, Dixon

Jody Gage, Todd Simon

Jody Gage, James Black

Jody Gage

Steve Ludzik

Steve Ludzik

YEARS

1989-90

1988-89

1987-88

1986-87

1985-86

1984-85

1983-84

1982-83

1981-82

1980-81

1979-80

1978-79

1977-78

1976-77

1975-76

1974-75

1973-74

1972-73

1971-72

1970-71

1969-70

1968-69

1967-68

1966-67

1965-66

1964-65

1963-64

1962-63

1961-62

1960-61

1959-60

1958-59

1957-58

1956-57

PLAYER

Jim Hofford

Jim Hofford, Richie Dunn

Jim Hofford

Don Lever, Dave Fenyves

Mal Davis

Chris Langevin, Ted Nolan

Bob Mongrain

Mal Davis, Bob Mongrain

Chris Halyk

Jim Walsh

Ron Schock, Bill Stewart, Mike Boland

Ron Garwasiuk, Steve Langdon

Gordie Clark, Darryl Edestrand

Rene Drolet, Rod Graham

Barry Merrell, Rick Pagnutti, Rene Drolet

Billy Knibbs

NONE

Bob Ellett

Doug Dunville

Norm Armstrong

Norm Armstrong

Don Cherry

Don Cherry

Gerry Ehman

Gerry Ehman, Dick Gamble, Don Cherry

Larry Hillman

Al Arbour

Bob Armstrong

Steve Kraftcheck

Pat Hannigan, Dave Creighton

Rudy Migay

Steve Kraftcheck, Rudy Migay

Benny Voit

Gordie Hannigan



AFFILIATION TIMELINE

History

AFFILIATION TIMELINE

YEARS

1956-57

1957-58

1958-59

1959-60

1960-61

1961-62

1962-63

1963-64

1964-65

1965-66

1966-67

1967-68

1968-69

1969-70

1970-71

1971-72

1972-73

1973-74

1974-75

1975-76

1976-77

1977-78

1978-79

1979-80

1980-81

1981-82

1982-83

1983-84

1984-85

1985-86

1986-87

AFFILIATION

Montreal Canadiens (NHL)
and Toronto Maple Leafs (NHL)

Montreal Canadiens (NHL)
and Toronto Maple Leafs (NHL)

Montreal Canadiens (NHL)
and Toronto Maple Leafs (NHL)

Toronto Maple Leafs (NHL)

Toronto Maple Leafs (NHL)

Toronto Maple Leafs (NHL)

Toronto Maple Leafs (NHL)

Toronto Maple Leafs (NHL)

Toronto Maple Leafs (NHL)

Toronto Maple Leafs (NHL)

Toronto Maple Leafs (NHL)

Toronto Maple Leafs (NHL)

Vancouver Canucks (WHL)

Vancouver Canucks (WHL)

Vancouver Canucks (NHL)

Vancouver Canucks (NHL)

Independent

Independent

Boston Bruins (NHL)

Boston Bruins (NHL)

Boston Bruins (NHL)

Boston Bruins (NHL)

Boston Bruins (NHL)

Buffalo Sabres (NHL)

Buffalo Sabres (NHL)

Buffalo Sabres (NHL)

Buffalo Sabres (NHL)

Buffalo Sabres (NHL)

Buffalo Sabres (NHL)

Buffalo Sabres (NHL)

Buffalo Sabres (NHL)

YEARS

1987-88

1988-89

1989-90

1990-91

1991-92

1992-93

1993-94

1994-95

1995-96

1996-97

1997-98

1998-99

1999-00

2000-01

2001-02

2002-03

2003-04

2004-05

2005-06 Buffalo Sabres (NHL) and Florida Panthers (NHL)

2006-07 Buffalo Sabres (NHL) and Florida Panthers (NHL)

2007-08 Buffalo Sabres (NHL) and Florida Panthers (NHL)

2008-09

2009-10

2010-11

2011-12

2012-13

2013-14

2014-15

2015-16

2016-17

2017-18

2018-19

2019-20

2020-21

2021-22

AFFILIATION

Buffalo Sabres (NHL)

Buffalo Sabres (NHL)

Buffalo Sabres (NHL)

Buffalo Sabres (NHL)

Buffalo Sabres (NHL)

Buffalo Sabres (NHL)

Buffalo Sabres (NHL)

Buffalo Sabres (NHL)

Buffalo Sabres (NHL)

Buffalo Sabres (NHL)

Buffalo Sabres (NHL)

Buffalo Sabres (NHL)

Buffalo Sabres (NHL)

Buffalo Sabres (NHL)

Buffalo Sabres (NHL)

Buffalo Sabres (NHL)

Buffalo Sabres (NHL)

Buffalo Sabres (NHL)

Buffalo Sabres (NHL)

Buffalo Sabres (NHL)

Buffalo Sabres (NHL)

Buffalo Sabres (NHL)

Florida Panthers (NHL)

Florida Panthers (NHL)

Florida Panthers (NHL)

Buffalo Sabres (NHL)

Buffalo Sabres (NHL)

Buffalo Sabres (NHL)

Buffalo Sabres (NHL)

Buffalo Sabres (NHL)

Buffalo Sabres (NHL)

Buffalo Sabres (NHL)

Buffalo Sabres (NHL)

Buffalo Sabres (NHL)

Buffalo Sabres (NHL)





AMERKS FIRSTS AND MILESTONES

History

FIRST GAME

Rochester War Memorial - October 14, 1956
Rochester Americans 2 vs. Cleveland Barons 2
(6,306 Attendance)

Opening faceoff was between the Amerks' Mike Nykoluk and Cleveland's Cal Stearns. Representative Kenneth B. Keating dropped the puck for the opening faceoff. Rochester's first goal was scored by Mike Nykoluk (PPG) at 11:03 of the 1st period. The tying goal of the game was scored by the Amerks' Earl Balfour on a breakaway from center ice.

Amerks Starting Lineup:

Goaltender: Charlie Hodge
Defense: Tommy Williams, Al MacNeil, Bob Baun, Mickey Keating.
Forwards: Mike Nykoluk, Ron Hurst, Joe Lund, Ab McDonald, Paul Masnick, Glen Cressman, Earl Balfour, Gary Collins, Hex Lalonde, Gordie Hannigan.

Rochester War Memorial Opening - October 18, 1955
The event was "Rochester on parade"

HIGHEST SCORING GAME

Highest Scoring Amerks Game - November 24, 1966
Rochester Americans 14 vs. Cleveland Barons 6

1st Period
Walton
Sly
Corrigan
Corrigan
Smrke
AMERKS 5 Cleveland 1
(Sly-Gamble)
(Gamble-Clancy)
(unassisted)
(Ehman-Blackburn)
(Corrigan)

2nd Period
Corrigan
Horvath
Horvath
Walton
AMERKS 9 Cleveland 3
(Smrke-Joyal)
(Blackburn-Rupp)
(Arbour-Blackburn)
(unassisted)

3rd Period
Smrke
Gamble
Gamble
Ehman
Clancy
AMERKS 14 Cleveland 6
(Joyal-Corrigan)
(Walton-Sly)
(Walton-Sly)
(Horvath-Sly)
(Walton-Gamble)

MILESTONE GOALS

GOALS	PLAYER	DATE	OPPONENT
1,000	Hank Ciesla	November 5, 1960	at Cleveland (3-1 loss)
2,000	Norm Armstrong	November 22, 1964	vs. Springfield (6-1 win)
	<i>(2nd goal of game for Armstrong and game-winner)</i>		
3,000	Bob Barlow	January 28, 1968	vs. Baltimore (4-1 win)
	<i>(2nd goal of game for Barlow and game-winner)</i>		
4,000	Barry Wilcox	February 13, 1972	at Providence (15-3 loss)
5,000	Gordie Clark	November 22, 1975	at Hershey (6-4 loss)
6,000	Daryl Drader	December 22, 1979	vs. New Brunswick (6-5 loss)
7,000	Bob Mongrain	March 7, 1982	vs. Adirondack (7-5 win)
8,000	Claude Verret	January 18, 1985	vs. Baltimore (4-3 loss)
9,000	Bob Logan	February 14, 1988	vs. Utica (6-3 win)
10,000	Jody Gage	February 20, 1991	vs. Moncton (6-2 win)
11,000	Todd Simon	October 8, 1994	at Adirondack (8-5 loss)
12,000	Craig Charron	January 17, 1998	vs. Syracuse (4-4 tie)
13,000	Ales Kotalik	February 15, 2002	vs. Norfolk (4-2 win)
14,000	Mark Mancari	October 6, 2006	vs. Albany (6-0 win)
15,000	Jeff LoVecchio	December 26, 2010	vs. Syracuse (5-2 win)
16,000	Colin Jacobs	April 19, 2015	at Adirondack (5-3 win)
17,000	Lawrence Pilut	January 4, 2020	at Toronto (5-2 loss)



AMERKS FIRSTS AND MILESTONES

History

MILESTONE WINS

800th Amerks Win: March 21, 1979 vs. Binghamton Dusters in Binghamton (5-4)	Winning goal: Steve West
900th Amerks Win:April 4, 1982 vs. Erie Blades in Rochester (7-6 ot)	Winning goal: Chris Halyk
1,000th Amerks Win:October 26, 1984 vs. Hershey in Rochester (5-4).....	Winning goal: Gary Burns
1,100th Amerks Win:February 18, 1987 vs. Newmarket in Rochester (5-3).....	Winning goal: Ray Sheppard
1,200th Amerks Win: October 18, 1989 vs. Utica in Utica (4-2)	Winning goal: Jody Gage
1,300th Amerks Win:January 3, 1992 vs. Baltimore in Baltimore (4-2).....	Winning goal: Peter Ciavaglia
1,400th Amerks Win:November 11, 1994 vs. Worcester in Rochester (4-2).....	Winning goal: Jason Young
1,500th Amerks Win: March 19, 1997 vs. Saint John in Rochester (6-0).....	Winning goal: Terry Yake
1,600th Amerks Win:November 19, 2000 vs. Syracuse in Syracuse (5-2).....	Winning goal: Francois Methot
1,700th Amerks Win:February 20, 2002 vs. Hamilton in Hamilton (4-2).....	Winning goal: Craig Charron
1,800th Amerks Win:January 6, 2005 vs. Edmonton at Edmonton (1-0)	Winning goal: Derek Roy
1,900th Amerks Win:February 2, 2007 vs. Toronto Marlies (6-1).....	Winning Goal: Drew Larman
2,000th Amerks Win:February 21, 2010 vs. Portland Pirates (3-2 in shootout).....	Winning goal: Mike York
2,100th Amerks Win:January 21, 2013 vs. Hamilton Bulldogs in Rochester (6-3)	Winning goal: Rick Schofield
2,200th Amerks Win:December 12, 2015 vs. St. John's IceCaps in St. John's (3-2 OT).....	Winning goal: Jason Akeson
2,300th Amerks Win:November 7, 2018 vs. Cleveland Monsters at KeyBank Center in Buffalo (5-2)	Winning goal: Justin Bailey
2,400th Amerks Win:January 12, 2022 vs. Utica Comets In Rochester (7-6).....	Winning goal: Jack Quinn



AMERKS AWARD WINNERS

History

AMERKS TEAM MVP

YEAR

87-88
88-89
89-90
90-91
91-92
92-93
93-94
94-95
95-96
96-97
97-98
98-99
99-00
00-01
01-02
02-03
03-04
04-05
05-06
06-07
07-08
08-09
09-10
10-11
11-12
12-13
13-14
14-15
15-16
16-17
17-18
18-19
19-20
20-21
21-22

PLAYER

Jody Gage
Ken Priestlay
Darcy Wakaluk
Don McSween
Peter Ciavaglia
Peter Ciavaglia
Todd Simon
Mark Kryz
Craig Charron
Terry Yake
Craig Charron
Martin Biron
Mika Noronen
Mika Noronen
Chris Taylor
Chris Taylor
Domenic Pittis
Chris Taylor, Ryan Miller
Nathan Paetsch
Janis Sprukts
Clarke MacArthur
Mike Brodeur
Jamie Johnson
Mike Kostka
David Leggio
David Leggio
Phil Varone
Chad Ruhwedel
Tim Schaller
Linus Ullmark
Linus Ullmark
Zach Redmond
Jonas Johansson
Remi Elie
Jack Quinn

AMERKS SCORING CHAMPION

YEAR

87-88
88-89
89-90
90-91
91-92
92-93
93-94
94-95
95-96
96-97
97-98
98-99
99-00
00-01
01-02
02-03
03-04
04-05
05-06

PLAYER

Jody Gage
Ken Priestlay
Mike Donnelly
Don Biggs
Peter Ciavaglia
Peter Ciavaglia
Todd Simon
Todd Simon
Craig Charron
Terry Yake
Craig Charron
Domenic Pittis
Domenic Pittis
Francois Methot
Chris Taylor
Chris Taylor
Domenic Pittis
Chris Taylor
Jiri Novotny

AMERKS SCORING CHAMPION *Continued*

YEAR

06-07
07-08
08-09
09-10
10-11
11-12
12-13
13-14
14-15
15-16
16-17
17-18
18-19
19-20
20-21
21-22

PLAYER

Clarke MacArthur
Mark Mancari
Michal Repik
Jamie Johnson
Mike Kostka
Phil Varone
Mark Mancari
Phil Varone
Phil Varone
Cole Schneider
Cole Schneider
Zach Redmond
Victor Olofsson
Jean-Sebastien Dea
Brett Murray
JJ Peterka

DEFENSIVE PLAYER OF THE YEAR

YEAR

81-82
82-83
83-84
84-85
85-86
86-87
87-88
88-89
89-90
90-91
91-92
92-93
93-94
98-99

PLAYER

Dean Turner
Daniel Naud
Dave Fenyves
Mark Renaud
Jayson Meyer
Jack Brownschidle
Don McSween
Don McSween
Don McSween
Don McSween
Don McSween
Greg Brown
Dean Melanson
Mike Hurlbut

(sponsored by Exec Club)

EXEC CLUB ROOKIE OF THE YEAR AWARD

YEAR

83-84
84-85
85-86
86-87
87-88
88-89
89-90
90-91
91-92
92-93
93-94
94-95
95-96
96-97
97-98
98-99
99-00
00-01
01-02

PLAYER

Claude Verret
Gates Orlando
Tim Hoover
Bob Logan
Kevin Kerr
Rob Ray
Donald Audette
Dave Littman
Peter Ciavaglia
Scott Thomas
Philippe Boucher
Mark Astley
Barrie Moore
Vaclav Varada
Martin Biron
Cory Sarich
Mika Noronen
Norm Milley
Doug Janik



AMERKS AWARD WINNERS

History

EXEC CLUB ROOKIE OF THE YEAR AWARD

YEAR

02-03
03-04
04-05
05-06
06-07
07-08
08-09
09-10
10-11
11-12
12-13
13-14
14-15
15-16
16-17
17-18
18-19
19-20
20-21
21-22

PLAYER

Ryan Miller
Chris Thorburn
Thomas Vanek
Stefan Meyer
Patrick Kaleta
Marc-Andre Gragnani
Michael Duco
Alexander Salak
Jacob Markstrom
Marcus Foligno
Brian Flynn
Nathan Lieuwen
Andrey Makarov/Jake McCabe
Justin Bailey
Alexander Nylander
C.J. Smith
Rasmus Asplund
Jacob Bryson
Mattias Samuelsson
Jack Quinn

EXEC CLUB MOST IMPROVED PLAYER

YEAR

84-85
85-86
86-87
87-88
88-89
89-90
90-91
91-92
92-93
93-94
94-95
95-96
96-97
97-98
98-99
99-00
00-01
01-02
02-03
03-04
04-05
05-06
06-07
07-08
08-09
09-10
10-11
11-12
12-13
13-14
14-15
15-16
16-17

PLAYER

Jeff Hamilton
Doug Trapp
Ray Sheppard
Mike Hartman
Rob Ray
Francois Guay
Joel Savage
Sean O'Donnell
Olaf Kolzig
Mikhail Volkov
Mike Bavis
Barrie Moore
Shayne Wright
Matt Davidson
Darren VanOene
Mika Noronen
Paul Traynor
Doug Janik
Paul Gaustad, Jason Pominville
Jason Pominville
Sean McMorrow
Matt Hendicks
Patrick Kaleta
Dylan Hunter
Keaton Ellerby
Evgeny Dadonov
Michael Caruso
Phil Varone
Zemgus Girgensons
Tim Schaller
Dan Catenacci
William Carrier
Eric Cornel

EXEC CLUB MOST IMPROVED PLAYER *Continued*

YEAR

17-18
18-19
19-20
20-21
21-22

PLAYER

Sean Malone
Rasmus Asplund
Jacob Bryson
Matej Pekar, Dominic Franco
Brandon Biro

ROB ZABELNY UNSUNG HERO AWARD

YEAR

83-84
84-85
85-86
86-87
87-88
88-89
89-90
90-91
91-92
92-93
93-94
94-95
95-96
96-97
97-98
98-99
99-00
00-01
01-02
02-03
03-04
04-05
05-06
06-07
07-08
08-09
09-10
10-11
11-12
12-13
13-14
14-15
15-16
16-17
17-18
18-19
19-20
20-21
21-22

PLAYER

Dave Fenyves
Jim Hofford
Jim Jackson
Jack Brownschidle, Dave Fenyves
Kevin Kerr
Scott Metcalfe
Francois Guay
Dan Frawley
Lindy Ruff
Dan Frawley
Mark Krys
Mark Krys
Rumun Ndur
Shayne Wright
Dan Frawley, Dean Melanson
Matt Davidson
Doug Houda
Kevin Bolibruck
Doug Janik
Paul Gaustad
Steve Lingren
Paul Gaustad
Sylvain Dufresne
Janis Sprukts
David Brine
Karl Stewart
Jordan Henry
Michael Caruso
Shaone Morrisonn
Alex Biega
Colton Gillies
Jerome Leduc
Brady Austin
Justin Vaive
Colin Blackwell
Wayne Simpson
Sean Malone
Casey Fitzgerald
Brandon Biro

FAIRAND/O'NEIL SPORTSMANSHIP AWARD

YEAR

73-74
74-75
75-76
76-77
77-78
78-79

PLAYER

Rod Graham
Steve Stirling
Ron Garwasiuk
Barry Smith
Darryl Edestrand
Daryl Drader



AMERKS AWARD WINNERS

History

FAIRAND/O'NEIL SPORTSMANSHIP AWARD *Continued*

YEAR

79-80
80-81
81-82
82-83
83-84
84-85
85-86
86-87
87-88
88-89

PLAYER

Ed Walsh
Bob Hess
N/A
N/A
Yvon Lambert
Claude Verret
Jim Jackson
Don Lever
Richie Dunn
Richie Dunn
Mikael Andersson

89-90
90-91
91-92
92-93
93-94
94-95
95-96
96-97
97-98
98-99
99-00
00-01
01-02
02-03
03-04
04-05
05-06
06-07
07-08
08-09
09-10
10-11
11-12
12-13
13-14
14-15
15-16
16-17
17-18
18-19
19-20
20-21
21-22

Jim Jackson
Jim Jackson
Francois Guay
Peter Ciavaglia
Greg Brown
Sean O'Donnell
Todd Copeland
Jody Gage
Craig Charron
Craig Charron
Mike Harder
Randy Cunneynworth
Dane Jackson
Norm Milley
Chris Taylor
Norm Milley
Chris Taylor
David Cullen
Mark Mancari
Dylan Hunter
David Brine
Jamie Johnson
Clay Wilson
Colin Stuart
Phil Varone
Kevin Porter
Phil Varone
Justin Bailey
Linus Ullmark
Colin Blackwell
Danny O'Regan
Kevin Porter
Oskari Laaksonen
Ethan Prow

McCULLOCH TROPHY FOR COMMUNITY SERVICE

YEAR

87-88
88-89
89-90

90-91
91-92

92-93
93-94

PLAYER

Jim Hofford
Jim Jackson
Don McSween
Scott Metcalfe
Joel Savage
Peter Ciavaglia
Brad Rubachuk
Peter Ciavaglia
Todd Flichel

McCULLOCH TROPHY FOR COMMUNITY SERVICE *Continued*

YEAR

94-95
95-96
96-97
97-98
98-99
99-00
00-01

01-02

02-03

03-04
04-05
05-06

06-07
07-08
08-09

09-10
10-11
11-12
12-13
13-14
14-15
15-16
16-17
17-18
18-19
19-20
20-21
21-22

PLAYER

Scott Metcalfe
Scott Metcalfe
Craig Charron
Scott Nichol
Mike Harder
Jeremy Adduono
Jeremy Adduono
Jason Cipolla
Jeremy Adduono
Rory Fitzpatrick
Rory Fitzpatrick
Sean McMorrow
Nathan Paetsch
Nathan Paetsch
Sean McMorrow
Nathan Paetsch
Patrick Kaleta
Drew Larman
Rory Fitzpatrick
Drew Larman
Rory Fitzpatrick
Paul Baier
Derek Whitmore
Evan Rankin
Matt MacKenzie
Nick Petrecki
Patrick Kaleta
Mac Bennett
Nathan Paetsch
Nathan Paetsch
Nathan Paetsch
Not awarded
Not awarded

EXEC CLUB MOST POPULAR PLAYER AWARD

YEAR

88
88-89
89-90
90-91
91-92
92-93
93-94
94-95
95-96
96-97
97-98

98-99
99-00
00-01
01-02
02-03
03-04
04-05

05-06

PLAYER

Jim Jackson
Ken Priestlay
Jim Jackson
Jody Gage
Jody Gage
Jody Gage
Matthew Barnaby
Scott Metcalfe
Scott Metcalfe
Scott Metcalfe
Craig Charron
Scott Metcalfe
Martin Biron
Randy Cunneynworth
Sasha Lakovic
Craig Charron
Jason Botterill
Jason Pominville
Ryan Miller
Norm Milley
Chris Taylor



AMERKS AWARD WINNERS

History

EXEC CLUB MOST POPULAR PLAYER AWARD *Continued*

YEAR	PLAYER
06-07	Patrick Kaleta
07-08	Marc-Andre Gragnani
08-09	Mike Brodeur
09-10	Jamie Johnson Mike York
10-11	Tyler Plante
11-12	David Leggio
12-13	David Leggio
13-14	Frederick Roy
14-15	Zac Dalpe
15-16	Tim Schaller
16-17	Linus Ullmark
17-18	Linus Ullmark
18-19	Zach Redmond
19-20	Taylor Leier
20-21	Not awarded
21-22	JJ Peterka

EXEC CLUB GAME-WINNING GOAL AWARD

YEAR	PLAYER
87-88	Jody Gage
88-89	Ken Priestlay
89-90	Mike Donnelly
90-91	Jody Gage
91-92	Peter Ciavaglia
92-93	Jody Gage
93-94	Todd Simon
94-95	Scott Thomas
95-96	Craig Charron
96-97	Scott Nichol
97-98	Matt Davidson Dean Melanson Scott Nichol
98-99	Dean Sylvester
99-00	Jeremy Adduono
00-01	Chris Taylor
01-02	Christian Matte
02-03	Milan Bartovic
03-04	Milan Bartovic
04-05	Jason Pominville
05-06	Clarke MacArthur Matt Hendricks
06-07	Michael Ryan Mark Mancari
07-08 (all with two GWG each)	Mark Mancari Marc-Andre Gragnani Clarke MacArthur Marek Zagrapan Anthony Stewart David Brine
08-09 (three GWG each)	Stefan Meyer Jacob Micflikier
09-10	Michal Repik
10-11	Chris Taylor
11-12	Marcus Foligno
12-13	Mark Mancari
13-14	Luke Adam

EXEC CLUB GAME-WINNING GOAL AWARD *Continued*

YEAR	PLAYER
14-15	Dan Catenacci/Chad Ruhwedel
15-16	Dan Catenacci
16-17	Nick Baptiste/Cole Schneider
17-18	Kevin Porter
18-19	Zach Redmond/Victor Olofsson
19-20	Andrew Oglevie
20-21	Brett Murray
21-22	Jack Quinn

EXEC CLUB OFFENSIVE PLAYER-OF-THE-YEAR AWARD

YEAR	PLAYER
87-88	Jody Gage
88-89	Ken Priestlay
89-90	Donald Audette
90-91	Don Biggs
91-92	Jody Gage
92-93	Peter Ciavaglia
93-94	Viktor Gordiouk

FIRST CLASS TRAVEL 7TH PLAYER AWARD

YEAR	PLAYER
97-98	Craig Charron

V.P. SUPPLY MOST POPULAR PLAYER

YEAR	PLAYER
87-88	Jody Gage
88-89	Jeff Capello
89-90	Donald Audette
90-91	Jody Gage
91-92	Jody Gage
92-93	Jody Gage
93-94	Matthew Barnaby
94-95	Scott Metcalfe
95-96	Scott Metcalfe
96-97	Scott Metcalfe
97-98	Scott Nichol

AMERKS PLAYER OF THE MONTH

2008-09 WINNER

MONTH	PLAYER
October	Jason Garrison
November	Michal Repik
December	Mike Brodeur
January	Janis Sprukts
February	N/A
March	Keaton Ellerby
April	Janis Sprukts

2009-10 WINNER

MONTH	PLAYER
October	Alexander Salak
November	Jamie Johnson
December	Jamie Johnson
January	Jamie Johnson
February	Clay Wilson
March	Tyler Plante
April	N/A



AMERKS AWARD WINNERS

History

MARY CARIOLA CHILDREN'S CENTER VIP PLAYER OF THE MONTH (AWARDED FOR COMMUNITY SERVICE)

2002-03 WINNERS

	PLAYER
October	Rory Fitzpatrick
November	Jason Pominville
	Paul Gaustad
	Ryan Jorde
December	Sean McMorrow
January	Jason Botterill
February	Amerks Alumni Association
March/April	Rochester Americans

2001-02 WINNERS

	PLAYER
December	Jeremy Adduono
January	Jeremy Adduono
February	Rory Fitzpatrick
March	Rochester Americans

CONNORS & FERRIS COMEBACK PLAYER OF THE YEAR

YEAR	PLAYER
05-06	Chris Taylor
06-07	Brandon Smith
07-08	Kenndal McArdle
08-09	Kenndal McArdle

BOOSTER CLUB SERVICE AWARD

YEAR	PLAYER
03-04	The Moose (John "Sonny" Zamites) for 25 years of service
04-05	Jason Botterill

AHL MAN OF THE YEAR (AHL SPONSORED AWARD - ROCHESTER WINNERS)

YEAR	PLAYER
00-01	Jeremy Adduono
01-02	Jeremy Adduono
02-03	Sean McMorrow
03-04	Scott Ricci
04-05	Jason Botterill
05-06	Sean McMorrow
06-07	Patrick Kaleta
07-08	Mike Weber
08-09	Rory Fitzpatrick
09-10	Rory Fitzpatrick
10-11	Paul Baier
11-12	Derek Whitmore
12-13	Evan Rankin
13-14	Matt MacKenzie
14-15	Nick Petrecki
15-16	Patrick Kaleta
16-17	Mac Bennett
17-18	Nathan Paetsch
18-19	Nathan Paetsch
19-20	Nathan Paetsch
20-21	Michael Dhesse, AHL Athletic Trainers*
21-22	Kent Weisbeck

*All 31 AHL head athletic trainers named Yanick Dupre Memorial Award winners for 2020-21 season



AMERKS AHL AWARD WINNERS

History

LES CUNNINGHAM AWARD (REGULAR SEASON MVP)

YEAR

1958-59

1965-66
1973-74
1974-75
1976-77
1983-84
1985-86
1987-88

PLAYER

Billy Hicke
Rudy Migay
Dick Gamble
Art Stratton
Doug Gibson
Doug Gibson
Mal Davis
Paul Gardner
Jody Gage

ALDEGE "BAZ" BASTIEN MEMORIAL AWARD (OUTSTANDING GOALTENDERS)

YEAR

1998-99
2004-05

PLAYER

Martin Biron
Ryan Miller

DUDLEY "RED" GARRETT MEMORIAL AWARD (OUTSTANDING ROOKIE)

YEAR

1958-59
1965-66
1968-69
1983-84
1989-90
1999-00
2021-22

PLAYER

Billy Hicke
Mike Walton
Ron Ward
Claude Verret
Donald Audette
Mika Noronen
Jack Quinn

HARRY "HAP" HOLMES MEMORIAL AWARD (OUTSTANDING GOALTENDERS)

YEAR

1959-60
1964-65
1967-68
1990-91

1991-92
1998-99

PLAYER

Ed Chadwick
Gerry Cheevers
Bobby Perreault
David Littman
Darcy Wakaluk
David Littman
Martin Biron and Tom Draper

EDDIE SHORE AWARD (OUTSTANDING DEFENSEMAN)

YEAR

1958-59
1964-65
2018-19

PLAYER

Steve Kraftcheck
Al Arbour
Zach Redmond

JOHN B. SOLLENBERGER AWARD (LEADING SCORER - REGULAR SEASON)

YEAR

1958-59
1963-64
1965-66
1974-75
1977-78
1985-86
1998-99

PLAYER

Billy Hicke
Gerry Ehman
Dick Gamble
Doug Gibson
Rick Adduono (tie)
Paul Gardner
Domenic Pittis

FRED T. HUNT AWARD (SPORTSMANSHIP, DETERMINATION & DEDICATION TO HOCKEY)

YEAR

1997-98
1999-00
2004-05

PLAYER

Craig Charron
Randy Cunneynworth
Chris Taylor

LOUIS A. R. PIERI MEMORIAL AWARD (COACH OF THE YEAR)

YEAR

1973-74
1990-91
2004-05

RECIPIENT

Don Cherry
Don Lever
Randy Cunneynworth

KEN MCKENZIE AWARD (OUTSTANDING EXECUTIVE - PR, MARKETING AND TICKET SALES)

YEAR

1981-82
1985-86
1997-98
2001-02

RECIPIENT

Rick Peckham
Randy Scott
Chris Palin
Dave Cieslinski

JAMES H. ELLERY MEMORIAL AWARDS (OUTSTANDING MEDIA)

YEAR

1965-66
1976-77
1980-81

RECIPIENT

Hans Tanner (Print)
Rich Funke (TV)
Simeon Smith (TV)
Rick Wheeler (Print)
Tom Gagnon (TV)
Tom George (Radio)
Phil Smith (TV)
Rich Funke (TV)
Arnold Klinsky (TV)
Frank Chiano (TV)
Bob Matthews (Radio)
Kevin Oklobzija (Print)
Don Stevens (Radio)
Kevin Oklobzija (Print)
Don Stevens (Radio)

JAMES C. HENDY MEMORIAL AWARD (OUTSTANDING EXECUTIVE)

YEAR

1971-72
1982-83
1992-93
1995-96
1998-99

RECIPIENT

Robert W. Clarke
George Bergantze
Robert W. Clarke
Steve Donner
Jody Gage

AHL ALL-ROOKIE TEAM

YEAR

1998-99
1999-00

2004-05

PLAYER

Cory Sarich (Defense)
Mika Noronen (Goalie)
Dmitri Kalinin (Defense)
Thomas Vanek (Forward)



AMERKS AHL AWARD WINNERS

History

AHL ALL-ROOKIE TEAM Continued

YEAR	PLAYER
2021-22	JJ Peterka (Forward) Jack Quinn (Forward)

AHL PLAYER OF THE WEEK

WEEK ENDING	PLAYER
1994-95 12/18/1994 2/26/1995	Matthew Barnaby (Forward) Scott Metcalfe (Forward)
1995-96 2/4//1996 3/31/1996	Rob Conn (Forward) Steve Shields (Goalie)
1996-97 3/9/1997 3/23/1997	Terry Hollinger (Forward) Terry Yake (Forward)
1997-98 3/15/1998	Martin Biron (Goalie)
1998-99 1/17/1999 4/11/1999 4/18/1999	Martin Biron (Goalie) Mike Harder (Forward) Domenic Pittis (Forward)
1999-2000 2/27/2000	Mika Noronen (Goalie)
2002-03 12/22/2002	Jason Botterill (Forward)
2003-04 1/18/2004 2/29/2004	Milan Bartovic (Forward) Jason Pominville (Forward)
2004-05 11/14/2004 11/28/2004 1/30/2005 4/17/2005	Ryan Miller (Goalie) Thomas Vanek (Forward) Ryan Miller (Goalie) Thomas Vanek (Goalie)
2005-06 1/28/2007	Michael Ryan (Forward)
2007-08 11/4/2007	Dylan Hunter (Forward)
2008-09 12/14/2008	Mike Brodeur (Goalie)
2009-10 10/25/2009 4/4/2010	Alexander Salak (Goalie) Tyler Plante (Goalie)

AHL PLAYER OF THE WEEK Continued

WEEK ENDING	PLAYER
2010-11 2/27/2011	Tyler Plante (Goalie)
2011-12 11/27/2011	Derek Whitmore (Forward)
2012-13 12/30/2012	T.J. Brennan
2014-15 1/18/2015	Mikhail Grigorenko (Forward)
2015-16 2/21/2016	Linus Ullmark (Goalie)
2017-18 12/24/2017	Linus Ullmark (Goalie)
2018-19 10/14/2018	Victor Olofsson (Forward)
2021-22 11/14/2021 1/2/2022	Ukko-Pekka Luukkonen (Goalie) JJ Peterka (Forward)

AHL PLAYER OF THE MONTH

MONTH	PLAYER
2018-19 October 2018	Victor Olofsson (Forward)
2021-22 March 2022	Arttu Ruotsalainen

AHL GOALTENDER OF THE MONTH

MONTH	PLAYER
1998-99 January 1999	Martin Biron
1999-2000 October 1999 February 2000	Martin Biron Mika Noronen
2000-01 December 2000	Mika Noronen
2004-05 January 2005	Ryan Miller
2009-10 March 2010	Tyler Plante
2012-13 March 2013	David Leggio



AMERKS AHL AWARD WINNERS

History

AHL ROOKIE OF THE MONTH



MONTH

PLAYER

1996-97

March 1997

April 1997

Curtis Brown (Forward)

Vaclav Varada (Forward)

1999-2000

March 2000

Jeremy Adduono (Forward)

2002-03

December 2002

Ryan Miller (Goalie)

2003-04

October 2003

Derek Roy (Forward)

2004-05

April 2005

Thomas Vanek (Forward)

2006-07

January 2007

Drew Stafford (Forward)

2009-10

October 2009

Alexander Salak (Goalie)

2021-22

October 2021

Jack Quinn (Forward)



AHL ALL-STARS

History

AMERKS AHL ALL-STARS

YEARS	PLAYER
56-57	(1st) D-Tom Williams, C-Bronco Horvath; (2nd) LW-Ed Mazur.
57-58	(2nd) G-Gerry McNeil, D-Tom Williams.
58-59	(1st) D-Steve Kraftcheck, C-Rudy Migay, RW-Billy Hicke, LW-Gary Aldcorn.
59-60	(1st) G-Ed Chadwick, D-Steve Kraftcheck, LW-Stan Smrke.
60-61	(2nd) G-Ed Chadwick, D-Steve Kraftcheck, RW-Gerry Ehman.
61-62	(2nd) LW-Dick Gamble.
62-63	(1st) D-Al Arbour.
63-64	(1st) D-Al Arbour, RW-Gerry Ehman; (2nd) C-Bronco Horvath.
64-65	(1st) G-Gerry Cheevers, D-Al Arbour, D-Larry Hillman; (2nd) C-Bronco Horvath, LW-Dick Gamble.
65-66	(1st) D-Al Arbour, LW-Dick Gamble, RW-Gerry Ehman; (2nd) D-Duane Rupp, RW-Jim Pappin.
66-67	(2nd) D-Duane Rupp, LW-Dick Gamble.
67-68	(1st) LW-Bob Barlow; (2nd) G-Bob Perrault, D-Marc Reaume.
70-71	(1st) LW-Don Blackburn.
72-73	(2nd) D-Rick Pagnutti.
73-74	(1st) LW-Murray Kuntz; (2nd) C-Art Stratton.
74-75	(1st) C-Doug Gibson; (2nd) G-Dave Reece, D-Rick Pagnutti.
75-76	(1st) LW-Dave Hynes; (2nd) D-Al Simmons, RW-Gordie Clark.
76-77	(1st) C-Doug Gibson; (2nd) D-Al Sims, RW-Gordie Clark, LW- Ron Garwasiuk.
77-78	(2nd) C-Rick Adduono.
80-81	(1st) D-Bob Hess; (2nd) C-J.F. Sauve.
83-84	(1st) RW-Mal Davis.
84-85	(2nd) C-Claude Verret.
85-86	(1st) C-Paul Gardner, RW-Jody Gage.
86-87	(1st) G-Daren Puppa, D-Richie Dunn; (2nd) D-Dave Fenyves, D-Jack Brownschidle.
87-88	(1st) RW-Jody Gage; (2nd) D-Richie Dunn.
89-90	(1st) D-Don McSween, RW-Donald Audette.
90-91	(1st) G-Dave Littman, RW-Jody Gage, D-Bill Houlder.
91-92	(2nd) G-Dave Littman.
95-96	(2nd) D-Terry Hollinger.
96-97	(1st) D-Terry Hollinger.
98-99	(1st) G-Martin Biron.
99-00	(2nd) G-Mika Noronen.
00-01	(2nd) G-Mika Noronen.
04-05	(1st) G-Ryan Miller.
09-10	(2nd) D-Clay Wilson.
17-18	(2nd) D-Zach Redmond.
18-19	(1st) D-Zach Redmond.



ALL-TIME FORWARDS

History

AMERKS ALL-TIME FORWARDS

RANKING	FORWARDS	SEASONS	GP	G	A	PTS	PIM
1.	Jody Gage	11	653	351	377	728	515
2.	Dick Gamble	9	569	300	265	565	173
3.	Bronco Horvath	9	475	199	343	542	225
4.	Gerry Ehman	7	465	237	284	521	173
5.	Chris Taylor	9	519	142	339	481	387
6.	Stan Smrke	9	513	197	239	436	172
7.	Geordie Robertson	7	359	164	231	395	419
8.	Norm Armstrong	10	566	166	225	391	983
9.	Scott Metcalfe	9	499	137	212	349	1424
10.	Bob Mongrain	5	322	153	186	339	430
11.	Barry Merrell	5	320	134	187	321	158
12.	Craig Charron	5	335	122	190	312	249
13.	Ron Garwasiuk	6	340	130	178	308	655
14.	Gordie Clark	4	270	123	179	302	109
15.	Jim Jackson	5	360	93	205	298	109
16.	Mal Davis	5	247	15	132	287	119
17.	Todd Simon	3	191	85	183	268	211
18.	Claude Verret	4	229	111	148	259	32
19.	Jim Pappin	8	275	134	124	258	397
20.	Domenic Pittis	3	204	75	171	246	330
21.	Doug Gibson	3	170	96	148	244	53
22.	Randy Cunneynworth	7	377	101	138	239	566
23.	Dan Frawley	6	456	95	139	234	1060
24.	Phil Varone	5	306	68	156	224	184
25.	Mark Mancari	4	291	84	133	217	275
26.	Wally Boyer	5	278	87	124	211	174
27.	Rick Adduono	3	221	78	128	206	96
28.	Ken Priestlay	4	151	102	102	204	153
	Warren Harper	4	297	85	119	204	232
30.	Norm Milley	5	367	86	117	203	221
31.	Peter Ciavaglia	2	141	72	128	200	48
32.	Jean-Francois Sauve	3	136	64	131	195	35
33.	Jason Pominville	4	235	96	96	192	100
34.	Francois Methot	5	333	77	110	187	113
35.	Steve Langdon	5	313	97	87	184	37
	Kevin Porter	5	269	68	116	184	149
37.	Rene Drolet	3	224	75	104	179	104
38.	Scott Nichol	6	326	80	93	173	813
39.	Dane Jackson	5	246	83	87	170	410
40.	Mike Donnelly	2	121	75	92	167	124
41.	Barry Smith	5	324	65	100	165	112
42.	Denis Hamel	4	271	87	76	163	356
43.	Chris Halyk	3	205	75	87	162	106
	Dave Creighton	3	162	69	93	162	107
45.	Kai Suikkanen	3	152	74	87	161	99
	Larry McKillop	3	211	55	106	161	150
	Rudy Migay	4	118	46	115	161	172
48.	Clarke MacArthur	3	163	56	102	158	154
49.	Gates Orlando	5	120	64	92	156	134
50.	Viktor Gordiouk	3	172	70	83	153	70
51.	Duke Harris	3	182	66	86	152	78
	Francois Guay	3	175	58	94	152	111



ALL-TIME FORWARDS

History

AMERKS ALL-TIME FORWARDS

RANKING	FORWARDS	SEASONS	GP	G	A	PTS	PIM
53.	Doug MacDonald	3	185	71	77	148	177
54.	Michal Repik	3	188	52	95	147	15
55.	Hank Ceisla	2	134	57	88	145	54
56.	Dave Hynes	2	122	79	65	144	53
57.	C.J. Smith	4	184	61	81	142	17
58.	Mike Walton	4	107	55	86	141	97
59.	Les Duff	7	399	48	91	139	352
60.	Guy Rousseau	3	178	61	77	138	68
61.	Ed Litzenberger	3	152	47	90	137	70
62.	Jeremy Adduono	3	206	62	72	134	111
63.	Bob Cook	4	259	74	59	133	263
	Steve Ludzik	3	163	53	80	133	296
65.	Stefan Meyer	4	266	64	66	130	363
66.	Mikael Andersson	4	153	46	81	127	48
	Paul Gaustad	3	234	41	86	127	498
68.	Michael Ryan	5	218	57	69	126	213
	Don Blackburn	2	132	45	81	126	46
70.	Jim Jones	3	214	53	72	125	220
	Doug Trapp	2	143	48	77	125	166
72.	Jason Dawe	4	140	63	57	120	99
73.	Luke Adam	4	180	56	63	119	147
74.	Jason Young	3	178	55	63	118	224
	Yvon Lambert	2	158	53	65	118	24
76.	Ron Ward	2	142	58	59	117	51
77.	Justin Bailey	4	196	62	54	116	97
	Chris Langevin	4	208	51	65	116	750
79.	Ab McDonald	2	134	51	64	115	26
80.	Scott Thomas	3	131	57	57	114	153
	Gary Aldcorn	3	119	52	62	114	102
82.	Milan Bartovic	5	270	62	51	113	275
83.	Paul Gardner	1	71	61	51	112	16
84.	Ed Mazur	2	106	46	65	111	157
85.	Billy Hicke	2	83	49	61	110	63
	Gene Ubriaco	2	132	38	72	110	36
87.	Vaclav Varada	3	103	56	51	107	159
	Scott McCrory	2	108	41	66	107	85
	Derek Roy	3	101	33	74	107	90
90.	Janis Sprukts	2	117	34	72	106	80
91.	Darren VanOene	4	268	49	56	105	516
	Dick Van Impe	3	121	46	59	105	111
	Jiri Novotny	4	218	25	80	105	106
94.	Donald Audette	3	81	54	50	104	90
	Paul Crowley	2	160	48	56	104	315
	Craig Fisher	2	87	44	60	104	36
97.	Darrin Shannon	2	99	46	57	103	81
98.	Sean Malone	4	208	48	54	102	81
	Cecil Hoekstra	3	152	44	58	102	6
100.	Bill Bennett	2	139	44	57	101	176
	Chris Thorburn	3	208	41	60	101	396
	Terry Yake	1	78	34	67	101	77
103.	Jason Botterill	3	118	59	41	100	182
	Matt Davidson	3	231	53	47	100	84



ALL-TIME FORWARDS

History

AMERKS ALL-TIME FORWARDS

RANKING	FORWARDS	SEASONS	GP	G	A	PTS	PIM
105.	Earl Anderson	2	104	45	54	99	38
106.	Bob Walton	2	144	34	63	97	34
107.	Earl Balfour	2	133	48	47	95	96
	Brad Rubachuk	3	195	46	49	95	665
	Bob Barlow	1	72	43	52	95	72
	Gary Burns	2	155	38	57	95	163
	Art Stratton	1	76	24	71	95	118
112.	Dixon Ward	1	71	38	56	94	74
	Jason Cipolla	2	145	35	59	94	138
114.	Ed Joyal	2	79	41	52	93	16
115.	Matthew Barnaby	2	98	31	61	92	427
116.	David Brine	4	236	35	56	91	79
	Bruce Draper	2	125	33	58	91	43
	Alex Faulkner	2	106	24	67	91	32
119.	Gilles Hamel	2	71	39	51	90	62
120.	Jack Stanfield	3	176	43	46	89	128
	Dan Catenacci	5	246	43	46	89	175
	Norm Lacombe	4	122	39	50	89	138
	Benoit Hogue	2	115	38	51	89	193
124.	Drew Larman	4	213	44	44	88	143
	Don Biggs	1	65	31	57	88	115
126.	Nick Baptiste	3	157	45	42	87	86
	Tim Schaller	3	174	38	49	87	200
	Gary Collins	3	158	30	57	87	42
129.	Bob Logan	3	106	55	31	86	64
	Jiri Sejba	2	90	42	44	86	90
	Alexander Nylander	3	165	30	56	86	28
132.	Mike Harder	2	87	35	50	85	39
	John Gofton	2	78	32	53	85	67
	Johan Larsson	3	102	31	54	85	115
	Mikhail Volkov	3	129	30	55	85	90
136.	Barrie Moore	2	96	40	44	84	54
	Barry Watson	3	137	31	53	84	73
138.	Brian McGregor	2	142	45	38	83	48
139.	Murray Kuntz	1	72	51	31	82	31
	Bob Ellett	2	145	45	37	82	114
141.	Joel Savage	4	169	40	41	81	129
	Bob Corkum	3	164	37	44	81	169
143.	Bob Nevin	4	97	35	45	80	16
144.	Richard Hajdu	4	151	24	55	79	209
145.	Michael Duco	3	194	43	35	78	384
	Marek Zagrapan	2	147	35	43	78	105
	Eric Cornel	6	277	35	43	78	96
148.	Daniel Paille	3	153	35	42	77	95
	Darcy Loewen	3	194	31	46	77	516
	Dylan Hunter	3	147	29	48	77	113
	Cole Schneider	2	90	28	49	77	66
152.	Brett Murray	3	134	33	43	76	68
	Lou Angotti	2	99	31	45	76	47
154.	Evan Rankin	3	115	37	38	75	40
	Tom McCarthy	2	92	36	39	75	58
156.	Pat Hannigan	4	86	34	39	73	99



ALL-TIME FORWARDS

History

AMERKS ALL-TIME FORWARDS

RANKING	FORWARDS	SEASONS	GP	G	A	PTS	PIM
	Michael Mersch	2	93	34	39	73	63
	Kamil Kreps	3	117	28	45	73	42
	Murray Hall	2	75	27	46	73	89
	Mike Nykoluk	2	97	23	50	73	75
161.	Paul Brydges	3	174	36	36	72	176
	Jeff Parker	3	94	29	43	72	144
	Jason Winch	2	104	24	48	72	53
	Mike Moller	2	83	20	52	72	29
165.	Don Lever	2	86	35	36	71	85
	Jamie Johnson	1	80	27	44	71	24
	Bryan Hextall	1	72	24	47	71	134
	Cal O'Reilly	2	94	15	56	71	12
169.	Evan Rodrigues	3	128	23	47	70	68
	Jack Quinn	2	60	28	42	70	31
171.	Gary McAdam	1	73	40	29	69	58
	Mike Byers	2	97	32	37	69	10
	Duke Edmundson	1	68	25	44	69	62
	Larry Keenan	2	121	22	47	69	36
175.	JJ Peterka	1	70	28	40	68	28
	Thomas Vanek	1	74	42	26	68	62
	Kevin Kerr	3	146	38	30	68	680
	Gary Bredin	2	140	35	33	68	91
	Kenndal McArdle	4	166	34	34	68	279
	Peter Horachek	3	116	28	40	68	98
181.	Dave Gorman	1	77	26	41	67	131
182.	Gerry Sillers	3	173	30	36	66	93
	Marcus Foligno	2	93	26	40	66	116
184.	Dean Sylvester	1	76	35	30	65	46
185.	Arttu Ruotsalainen	2	70	23	41	64	28
186.	Victor Olofsson	1	66	30	33	63	12
	Anthony Stewart	3	120	28	35	63	125
	Danny O'Regan	2	88	26	37	63	46
	Dunc Rousseau	2	96	24	39	63	135
	Rene Robert	1	49	23	40	63	57
191.	Ted Nolan	1	65	28	34	62	152
	Bob Kelly	1	70	27	35	62	206
	Paul Masnick	1	64	24	38	62	46
	Rasmus Asplund	3	111	13	49	62	28
195.	Gordie Hannigan	1	64	21	40	61	111
196.	Ron Carter	2	50	37	23	60	8
	John MacMillan	2	95	30	30	60	51
	Fred Burchell	1	70	20	40	60	65
199.	Sergei Petrenko	2	81	28	31	59	24
	Tom Songin	1	59	21	38	59	92
	Billy Knibbs	2	81	17	42	59	20
202.	Ron Hurst	2	85	19	38	57	178
203.	Jeff Taffe	1	61	28	28	56	47
	Jeff Hamilton	3	157	28	28	56	84
	Bill Saunders	2	82	26	30	56	38
	Evgeny Dadonov	2	100	25	31	56	40
	William Carrier	3	127	23	33	56	92
208.	Steve West	1	47	24	31	55	28



ALL-TIME FORWARDS

History

AMERKS ALL-TIME FORWARDS

RANKING	FORWARDS	SEASONS	GP	G	A	PTS	PIM
209.	Jozef Cierny	1	54	27	27	54	36
	Rob Globke	3	164	22	32	54	131
	Jean-Sebastien Dea	2	72	21	33	54	36
	Kyle Criscuolo	2	94	21	33	54	48
	Mike McLaughlin	1	71	19	35	54	27
214.	Ron Dussiaume	1	74	23	30	53	77
215.	Len Lunde	1	37	19	33	52	13
	Joel Armia	2	87	17	35	52	69
	Marc-Andre Gragnani	1	78	14	38	52	38
218.	Paul O'Neil	1	49	35	16	51	17
	Peter Ambroziak	4	121	25	26	51	125
	Peter Stenkowski	3	49	23	28	51	60
	Christian Matte	1	72	22	29	51	48
	Brayden Irwin	2	95	21	30	51	43
	Jeff Capello	2	108	21	30	51	75
	James Black	1	45	19	32	51	28
	Ed Lawson	2	115	16	35	51	85
	Taylor Leier	2	62	23	17	50	24
226.	Jaroslav Kristek	3	125	23	26	49	64
	Erik Rasmussen	2	90	21	28	49	130
227.	Alan Haworth	2	35	19	30	49	29
	Clayton Pachal	2	129	18	30	48	245
230.	Keith Gretzky	2	66	11	37	48	6
	Matt Ellis	4	153	25	22	47	24
232.	Joe Kowal	1	66	20	27	47	139
	Doug Brindley	1	74	20	27	47	12
	Remi Elie	3	87	26	20	46	42
235.	Andrew Oglevie	3	95	23	23	46	26
	Adam Creighton	2	38	22	24	46	29
	Greg Jacina	2	96	22	24	46	248
	Paul Szczechura	1	57	21	25	46	26
	Brandon Biro	2	63	14	32	46	24
	Rob Ray	3	125	14	32	46	796
	Tom Cassidy	1	51	11	35	46	55
	Derek Whitmore	2	83	29	16	45	27
	Wayne Simpson	1	72	21	24	45	16
243.	Ales Kotalik	2	76	18	27	45	59
	Dan Seguin	2	80	18	27	45	86
	Brad Anderson	1	81	18	27	45	36
	Colin Blackwell	1	61	17	28	45	23
	John Cunniff	1	66	16	29	45	57
	Drew Stafford	1	34	22	22	44	30
	Lou Crawford	3	210	20	24	44	589
	Terry Clancy	3	105	15	29	44	57
	Ralph Stewart	1	68	27	16	43	14
253.	Curtis Brown	1	51	22	21	43	30
	Sean Shanahan	1	66	20	23	43	156
	Jerry D'Amigo	2	90	18	25	43	63
	Jay Fraser	3	95	17	26	43	308
	Hudson Fasching	2	106	20	22	42	48
	Steve Patrick	2	68	19	23	42	48
258.	Jere Gillis	1	53	18	24	42	69



ALL-TIME FORWARDS

History

AMERKS ALL-TIME FORWARDS

RANKING	FORWARDS	SEASONS	GP	G	A	PTS	PIM	
261.	Joe Murphy	2	106	20	21	41	51	
	Seth Griffith	1	46	15	26	41	26	
	Mike York	1	45	14	27	41	8	
	Herman Karp	1	55	14	27	41	26	
265.	Lou Franceschetti	1	49	15	25	40	64	
	Mikhail Grigorenko	2	52	14	26	40	27	
267.	Ray Sheppard	2	60	21	18	39	13	
	Milan Marcetta	1	29	18	21	39	4	
	Sahir Gill	1	74	18	21	39	12	
	Dave Hrechkosy	1	70	15	24	39	48	
	Billy Harris	2	54	9	30	39	21	
272.	Gene Sobchuk	1	58	22	16	38	29	
	Bill Dineen	1	70	19	19	38	20	
	Grant Martin	2	28	18	20	38	24	
	Joe Lund	2	83	12	26	38	51	
	Kevin Sundher	3	129	11	27	38	63	
	277.	Rob Conn	1	36	22	15	37	40
	Graham Mink	1	67	20	17	37	86	
Jamie Tardif	1	51	18	19	37	28		
	Linus Weissbach	1	67	16	21	37	32	
	Trent Kaese	2	82	15	22	37	100	
	Murray Balfour	1	67	14	23	37	181	
	Gary Collins	2	60	13	24	37	10	
284.	Bill Thomas	1	53	16	20	36	12	
	Greg Walters	3	144	15	21	36	528	
	Brian Murphy	1	62	14	22	36	37	
	Jacques Richard	1	37	13	23	36	37	
	Tim Kennedy	2	61	4	32	36	36	
	289.	Maxime Legault	2	122	19	16	35	45
	290.	John Wensink	2	94	17	17	34	290
	Brian Conacher	3	77	16	18	34	74	
	Garth Rizzuto	2	58	14	20	34	67	
	Ed Ronan	1	47	13	21	34	62	
	Andre Champagne	5	145	12	22	34	117	
	Mark Voakes	1	75	8	26	34	36	
296.	Geoff Peters	3	113	17	16	33	252	
	Brian Flynn	2	50	16	17	33	20	
	Shawn Matthias	2	88	16	17	33	28	
	Mike Corrigan	2	52	12	21	33	38	
	Jean Dupuy	2	120	11	22	33	109	
		Gary Jarrett	4	63	9	24	33	27
	302.	Jake Rathwell	2	95	15	17	32	69
	Colin Stuart	1	51	13	19	32	32	
	Ed Hatoum	1	67	9	23	32	29	
305.	Martin Menard	1	47	18	13	31	30	
	Richard Suwek	2	79	8	23	31	30	
307.	Ross Butler	1	45	21	9	30	18	
	Steven King	1	28	15	15	30	28	
	Ted Taylor	1	37	14	16	30	54	
	Doug Ferguson	1	64	11	19	30	60	
	Wayne Clairmont	1	70	11	19	30	26	
	Larry Jeffrey	1	51	10	20	30	36	



ALL-TIME FORWARDS

History

AMERKS ALL-TIME FORWARDS

RANKING	FORWARDS	SEASONS	GP	G	A	PTS	PIM
314.	Jason Akeson	1	52	8	22	30	18
	Nick Tarnasky	2	79	19	10	29	145
	Scott Wilson	2	54	14	15	29	25
	Hank Nowak	1	35	12	17	29	26
	Mike Zigomanis	1	50	12	17	29	32
	Guy Burrowes	1	70	8	21	29	31
320.	Jim Moore	1	45	6	23	29	17
	Karl Stewart	1	72	20	8	28	70
	Zac Dalpe	1	44	16	12	28	0
	Steffon Walby	1	48	15	13	28	52
	Andre Savard	1	25	11	17	28	4
	Jean-Paul Parise	1	30	10	18	28	37
	Ron Schock	1	40	10	18	28	12
	Quinn Hancock	1	57	9	19	28	29
	Barry Wilcox	1	73	17	10	27	95
327.	Craig Sarner	1	46	14	13	27	26
	Matt Hendricks	1	56	13	14	27	84
	Mike Hartman	1	57	13	14	27	283
	Travis Turnbull	1	63	12	15	27	117
	Ryan MacInnis	1	49	11	16	27	33
	Mark Jankowski	1	32	10	17	27	18
	Willie Marshall	2	29	9	18	27	8
	Billy Carter	3	71	8	19	27	10
	Keke Mortson	1	44	6	21	27	84
	Sean McKenna	1	26	16	10	26	14
	337.	Zack Kassian	1	30	15	11	26
Patrice Tardif		1	41	13	13	26	68
Ken Girard		2	61	13	13	26	2
Jamie Leach		1	47	12	14	26	40
Corey Tropp		2	33	11	15	26	53
Bernie Gallant		2	72	8	18	26	64
Patrick Kaleta		4	120	8	18	26	277
Bob Lalonde		1	42	14	11	25	19
Steve Sterling		2	75	14	11	25	16
Grant Tkachuk		1	64	12	13	25	26
Tanner Glass		3	91	10	15	25	189
Don Keller		3	119	10	15	25	327
345.	Casey Mittelstadt	1	36	9	16	25	6
	Ray Cyr	1	62	9	16	25	2
	Clint Fehr	4	71	15	9	24	54
	Don Larway	1	37	13	11	24	55
	Richard Lemieux	1	34	12	12	24	30
	Terry Gray	1	45	10	14	24	14
	Dave Schultz	1	56	10	14	24	248
	Brian McKinnon	2	113	10	14	24	30
	Val James	5	253	10	14	24	496
	Ted Hampson	1	29	6	18	24	9
360.	Norm Lefebvre	1	70	17	6	23	70
	Les Kozak	1	45	14	9	23	31
	Jack Wells	2	70	11	12	23	70
	Jim Aldred	3	76	11	12	23	61
	Mark Wichrowski	2	86	9	14	23	401



ALL-TIME FORWARDS

History

AMERKS ALL-TIME FORWARDS

RANKING	FORWARDS	SEASONS	GP	G	A	PTS	PIM
	Colton Gillies	1	65	9	14	23	49
	Don Westbrook	2	39	7	16	23	14
	Rick Schofield	1	58	7	16	23	12
	Patrick Rissmiller	2	33	5	18	23	14
369.	Frederick Roy	2	117	16	6	22	186
	Ron Snell	1	35	10	12	22	13
	Scott Timmins	1	45	10	12	22	18
	Rob McClanahan	1	18	9	13	22	10
373.	Tage Thompson	2	24	12	9	21	14
	Brian Holzinger	1	17	10	11	21	14
	A.J. Jenks	1	63	8	13	21	48
	Mike Bavis	2	92	6	15	21	189
377.	Tony Iob	2	21	12	8	20	70
	Jacob Lagace	2	62	10	10	20	27
	Daniel Steiner	1	27	6	14	20	10
	Brett Marietti	1	38	6	14	20	63
381.	Derek Grant	1	23	11	8	19	22
	Wayne Primeau	2	32	11	8	19	33
	Wayne Van Dorp	2	75	10	9	19	394
	Cody Hodgson	1	19	5	14	19	10
385.	Wayne Carlton	2	26	10	8	18	8
	Dan Collins	3	92	10	8	18	48
	Randall Gelech	1	56	9	9	18	33
	Brent Taylor	1	68	9	9	18	40
	Jeff Hunt	1	34	8	10	18	16
	Maxim Afinogenov	1	15	6	12	18	8
	Bill McNeil	1	19	3	15	18	11
392.	Karel Movosky	3	113	11	6	17	127
	Daniel Muzito-Bagenda	2	67	10	7	17	45
	J.P. Dumont	1	13	7	10	17	18
	Zemgus Girgensons	1	61	6	11	17	28
396.	Scott Pearson	1	26	8	8	16	113
	Paul Rushforth	2	32	8	8	16	14
	Jeff LoVecchio	1	51	8	8	16	25
	Don McKenny	1	18	7	9	16	4
	Steve Moses	1	29	7	9	16	4
	Lorne Rombough	1	26	6	10	16	17
	Kevin Schamehorn	1	27	6	10	16	44
	Ian Boyce	2	32	6	10	16	6
	Andrew Sweetland	2	99	6	10	16	22
	Eric Selleck	1	67	5	11	16	214
	Dalton Smith	4	157	5	11	16	321
	Jacob Micflikier	1	39	4	12	16	12
408.	Mike Casselman	1	25	8	7	15	14
	Bob Schmutz	1	7	7	8	15	8
	Victor Oreskovich	1	34	6	9	15	18
	John-Paul Kelly	1	16	5	10	15	32
	Bob Fitchner	1	34	5	10	15	60
	Mike Corbett	1	50	5	10	15	18
	P.J. Fenton	1	56	5	10	15	26
	Brady Calla	4	64	5	10	15	25
	Peyton Krebs	1	18	4	11	15	12



ALL-TIME FORWARDS

History

AMERKS ALL-TIME FORWARDS

RANKING	FORWARDS	SEASONS	GP	G	A	PTS	PIM
417.	Tyler Randell	2	58	8	6	14	80
	David Booth	1	25	7	7	14	26
	Mike Mader	1	60	7	7	14	103
	Ryan Scarfo	2	72	6	8	14	47
	Curtis Lazar	1	18	6	8	14	6
	Mark Cullen	1	28	5	9	14	6
	Jordan Knackstedt	1	44	5	9	14	26
	Jeff Brubaker	1	57	4	10	14	253
425.	Jim McRae	1	19	11	2	13	10
	Claude LaForge	1	14	7	6	13	10
	Garret Ross	1	51	7	6	13	66
	Triston Grant	1	56	7	6	13	144
	Tom St. James	1	31	6	7	13	8
	Rick Vaive	1	12	4	9	13	4
	Jay Moser	1	22	4	9	13	4
	Mason Jobst	1	26	4	9	13	16
	Dominic Franco	2	55	4	9	13	43
	John Brenneman	1	13	3	10	13	4
	Brian Kilrea	1	33	2	11	13	4
Dick Bouchard	1	43	2	11	13	19	
437.	Kyle Bonis	1	52	10	2	12	10
	Brendan Warren	2	61	8	4	12	2
	Andrew Peters	4	175	7	5	12	733
	Jonathan Parker	3	76	6	6	12	17
	Richie Leduc	1	23	5	7	12	35
	Scott Sheppard	2	23	5	7	12	10
	Ross Yates	1	20	4	8	12	4
	Matej Pekar	2	72	4	8	12	106
	Sasha Lakovic	1	51	3	9	12	161
	Brian Cullen	1	9	2	10	12	2
	447.	Eric O'Dell	1	17	7	4	11
Cody McCormick		1	25	6	5	11	42
Doug Smith		1	15	5	6	11	35
Bill Army		1	19	4	7	11	21
Riley Nelson		1	28	4	7	11	4
452.		Steven Fogarty	1	16	7	3	10
	Taylor Pyatt	1	27	6	4	10	36
	Brodie Reid	1	31	6	4	10	6
	Ed Zawatsky	1	14	4	6	10	2
	Derek Wood	2	34	3	7	10	75
457.	Patrick Polino	2	25	5	4	9	4
	Gordie Redahl	2	21	4	5	9	2
	Jason Cirone	1	24	4	5	9	34
	Allan McPherson	2	60	4	5	9	14
	Sean McMorro	4	220	4	5	9	1,020
	Justin Vaive	1	66	3	6	9	90
	Brad Kempthorne	1	15	1	8	9	6
464.	Dave Hindmarch	1	18	6	2	8	6
	Jacques Joubert	1	20	5	3	8	10
	Hugh Jessiman	1	25	5	3	8	47
	Yannick Veilleux	1	50	5	3	8	64
	Alex Hutchings	1	51	5	3	8	31



ALL-TIME FORWARDS

History

AMERKS ALL-TIME FORWARDS

RANKING	FORWARDS	SEASONS	GP	G	A	PTS	PIM
	Barry Cullen	1	7	4	4	8	6
	Al Conroy	1	13	4	4	8	40
	Eric Strobel	1	13	4	4	8	4
	Alex Guptill	1	20	3	5	8	28
	Ladislav Karabin	1	21	3	5	8	18
	Vaclav Karabacek	2	24	3	5	8	4
	Adam Krause	1	46	3	5	8	12
	Jordan Samuels-Thomas	1	63	3	5	8	70
	Brent Gates, Jr.	1	12	2	6	8	4
	Rich Goodfellow	1	20	2	6	8	25
	Bob Westerby	1	40	2	6	8	155
	Bo Elik	1	14	1	7	8	28
	Shawn Szydlowski	1	60	0	8	8	25
482.	Hector Lalonde	1	13	5	2	7	17
	Jay Mazur	1	16	5	2	7	16
	Steve Junker	1	29	5	2	7	31
	Peter Vandermeer	2	32	5	2	7	156
	Real Cloutier	1	11	4	3	7	0
	John Harrington	1	12	4	3	7	8
	Justin Danforth	2	20	4	3	7	16
	Justin Kea	4	71	4	3	7	127
	Ed Shack	1	8	3	4	7	12
	Norm Johnson	1	14	3	4	7	8
	Kevin Colley	1	25	3	4	7	70
	Gerry Goyer	1	5	2	5	7	2
	Colin Jacobs	3	46	2	5	7	48
	Alain Cote	1	23	1	6	7	14
496.	Al Secord	1	4	4	2	6	50
	Mike Kaszycki	1	6	4	2	6	2
	Michael Nylander	1	7	4	2	6	2
	Jimmy Bonneau	1	57	4	2	6	187
	Pat Hughes	1	10	3	3	6	7
	Gregory Campbell	1	11	3	3	6	30
	Ryan Del Monte	1	24	3	3	6	29
	Morris Titanic	1	25	3	3	6	6
	Gerry James	1	15	2	4	6	46
	Jeff Hutchins	2	25	2	4	6	72
	Jeff Eatough	1	24	1	5	6	5
	Ben Holmstrom	1	25	0	6	6	19
508.	Ron Howell	1	22	4	1	5	2
	Ron Chipperfield	1	6	3	2	5	6
	Pascal Aquin	2	17	3	2	5	9
	Pete Gardner	1	18	3	2	5	19
	Craig Brunel	1	37	3	2	5	96
	Tommy Goebel	1	5	2	3	5	0
	Matt Ruchty	1	6	2	3	5	23
	Alex Tidley	1	9	2	3	5	6
	Mike Aviani	1	13	2	3	5	9
	Andy Ristau	2	61	2	3	5	283
518.	Jayden Hart	1	11	4	0	4	7
	Jack Nevins	2	72	4	0	4	111
	Akim Aliu	1	10	3	1	4	51



ALL-TIME FORWARDS

History

AMERKS ALL-TIME FORWARDS

RANKING	FORWARDS	SEASONS	GP	G	A	PTS	PIM
	Mike Anderson	1	25	3	1	4	2
	John Wilson	1	2	2	2	4	0
	Danny Johnson	1	7	2	2	4	4
	Ernie Hartlieb	1	9	2	2	4	0
	Don Smith	1	11	2	2	4	21
	Marty Clapton	1	12	2	2	4	4
	Maxime Gratchev	1	13	2	2	4	6
	Justin Mercier	1	16	2	2	4	8
	Chris Clackson	2	18	2	2	4	47
	Sam Paolini	3	23	2	2	4	33
	Bob Craig	1	25	2	2	4	17
	Brady Vail	2	26	2	2	4	10
	Eric Boulton	1	76	2	2	4	276
	Bob Miller	1	3	1	3	4	7
	Kimbi Daniels	1	6	1	3	4	2
	Garry Unger	2	6	1	3	4	6
	Dunc McDonald	3	7	1	3	4	0
	Lowell MacDonald	4	8	1	3	4	0
	Brandon Hawkins	1	10	1	3	4	24
	Michael Pelech	1	10	1	3	4	21
	Mike Barrie	1	16	1	3	4	40
	Lukas Rousek	1	19	1	3	4	2
	Rick Hampton	1	21	1	3	4	7
	Bob Thompson	1	44	1	3	4	10
545.	Doug Caines	1	7	3	0	3	2
	Anthony Luciani	1	3	2	1	3	2
	Michael Dubuc	1	5	2	1	3	0
	Nick Pastujov	1	10	2	1	3	6
	Bob Bodak	1	12	2	1	3	6
	Alex Kile	2	12	2	1	3	0
	Ara Nazarian	1	14	2	1	3	2
	Glen Cressman	1	14	2	1	3	4
	Mark Dutiaume	4	21	2	1	3	4
	Igor Gongalsky	1	37	2	1	3	78
	Mitch Molloy	2	39	2	1	3	170
	Lukas Craggs	1	24	2	1	3	36
	Rostislav Olesz	1	4	1	2	3	4
	Nick Deslauriers	1	5	1	2	3	9
	Ron Krulicki	1	6	1	2	3	0
	Gary Marsh	1	7	1	2	3	4
	Mauri Eivola	1	10	1	2	3	4
	Yannick Tifu	1	15	1	2	3	15
	Lee Jelenic	1	17	1	2	3	11
	Dave Seitz	2	17	1	2	3	4
	Bates Battaglia	1	20	1	2	3	12
	Ryan Shmyr	1	34	1	2	3	170
	Sam Reinhart	1	3	0	3	3	0
	Jarret Lukin	1	6	0	3	3	0
569.	David Marshall	1	9	2	0	2	6
	Mike Hedden	1	2	1	1	2	15
	Ross Carlson	1	3	1	1	2	0
	Gilles Tremblay	1	3	1	1	2	2



ALL-TIME FORWARDS

History

AMERKS ALL-TIME FORWARDS

RANKING	FORWARDS	SEASONS	GP	G	A	PTS	PIM
	Gus Brossard	1	5	1	1	2	2
	Scott Reynolds	1	6	1	1	2	2
	Del Topoll	1	6	1	1	2	2
	Stan Johnathan	2	8	1	1	2	7
	Mike Lay	1	10	1	1	2	6
	Patrick McGrath	1	11	1	1	2	24
	Judd Blackwater	1	12	1	1	2	0
	Joe Ritson	1	17	1	1	2	29
	Dustin Johner	2	18	1	1	2	8
	Duke Asmundson	1	19	1	1	2	4
	Jarrett Burton	1	39	1	1	2	23
	Adam Taylor	2	56	1	1	2	27
	John Lilley	1	1	0	2	2	15
	Larry Floyd	1	1	0	2	2	0
	Kyle Rank	1	2	0	2	2	0
	Ben Gordon	1	6	0	2	2	2
	Daniel Tkaczuk	1	7	0	2	2	4
	John-Scott Dickson	1	9	0	2	2	0
	Matthew Lane	1	15	0	2	2	2
	Kevin McClelland	1	22	0	2	2	93
	Matt Garbowski	2	24	0	2	2	0
	Riley Boychuk	1	26	0	2	2	18
	Steve MacIntyre	1	34	0	2	2	86
596.	Brian Gionta	1	1	1	0	1	0
	Daniel Lacroix	1	2	1	0	1	18
	Cory Conacher	1	2	1	0	1	2
	Andy Pritchard	1	2	1	0	1	0
	Wally Sprange	1	2	1	0	1	0
	Matt Tassone	1	3	1	0	1	7
	Chris Palmer	1	3	1	0	1	4
	Stu Wilson	1	3	1	0	1	0
	Kelly Sorensen	1	4	1	0	1	4
	Jack Doremus	1	5	0	1	1	0
	Mike Iggulden	1	6	1	0	1	7
	Giorgio Estephan	1	6	1	0	1	0
	Cory Banika	1	7	1	0	1	12
	Aaron Bekdickson	1	7	1	0	1	12
	Brandon MacLean	1	7	1	0	1	4
	Judd Peterson	2	7	1	0	1	4
	Chris Bright	1	9	1	0	1	6
	Chaz Johnson	2	9	1	0	1	13
	Richie Walcott	1	17	1	0	1	66
	Ryan Mougengel	1	20	1	0	1	2
	Torrie Robertson	1	1	0	1	1	0
	Mathieu Roy	1	1	0	1	1	0
	Dan Bylsma	1	2	0	1	1	0
	Ken Magowan	1	2	0	1	1	0
	Alain Harvey	1	5	0	1	1	0
	Dominic Noel	1	5	0	1	1	4
	Randy Burrige	1	6	0	1	1	19
	David Jarram	1	6	0	1	1	38
	Justin Aikins	1	8	0	1	1	8



ALL-TIME FORWARDS

History

AMERKS ALL-TIME FORWARDS

RANKING	FORWARDS	SEASONS	GP	G	A	PTS	PIM
	Neil Clark	1	8	0	1	1	17
	Jacques Mailhot	1	15	0	1	1	52
	Bob Norman	1	17	0	1	1	2
	Serge Roberge	1	32	0	1	1	42
629.	Ken Soble	1	1	0	0	0	15
	Paul Barrett	1	1	0	0	0	2
	Ted Baylis	1	1	0	0	0	2
	Graeme Bonar	1	1	0	0	0	2
	Bob Dillabough	1	1	0	0	0	2
	Brent Imlach	1	1	0	0	0	2
	John Annable	1	1	0	0	0	0
	Pierre Aubry	1	1	0	0	0	0
	Kevin Baker	1	1	0	0	0	0
	Hunter Bishop	1	1	0	0	0	0
	Bob Blood	1	1	0	0	0	0
	Scott Campbell	1	1	0	0	0	0
	Dominic Chiasson	1	1	0	0	0	0
	Jim Cowell	1	1	0	0	0	0
	Richard David	1	1	0	0	0	0
	Dion Del Monte	1	1	0	0	0	0
	Rick Dorman	1	1	0	0	0	0
	Barret Ehgoetz	1	1	0	0	0	0
	Bill Flett	1	1	0	0	0	0
	Germain Gagnon	1	1	0	0	0	0
	Claude Goulet	1	1	0	0	0	0
	Alex Kuzminski	1	1	0	0	0	0
	Dominic Maltais	1	1	0	0	0	0
	Gerry Meehan	1	1	0	0	0	0
	Bill Smith	1	1	0	0	0	0
	Bill Sutherland	1	1	0	0	0	0
	Marc Tardif	1	1	0	0	0	0
	Peter Trovato	1	1	0	0	0	0
	Chris Wheaton	1	1	0	0	0	0
	Dustin Whitecotton	1	1	0	0	0	0
	Mathieu Beaudoin	1	1	0	0	0	0
	Pierre-Luc Faubert	1	1	0	0	0	0
	Shaw Boomhower	1	2	0	0	0	7
	Davis Payne	1	2	0	0	0	5
	Floyd Curry	1	2	0	0	0	4
	Jamey Hicks	1	2	0	0	0	4
	Nick Parillo	1	2	0	0	0	4
	Bill Best	1	2	0	0	0	2
	Troy Crema	1	2	0	0	0	2
	Tyson Fawcett	1	2	0	0	0	2
	Ron Hansis	1	2	0	0	0	2
	Rollie Wilcox	1	2	0	0	0	2
	Ralph Backstrom	1	2	0	0	0	0
	Kevin Coughlin	1	2	0	0	0	0
	Joe Fidler	1	2	0	0	0	0
	Vasily Glotov	2	2	0	0	0	0
	Don Hall	1	2	0	0	0	0
	Nick Harbaruk	1	2	0	0	0	0



ALL-TIME FORWARDS

History

AMERKS ALL-TIME FORWARDS

RANKING	FORWARDS	SEASONS	GP	G	A	PTS	PIM
	Keeghan Howdeshell	1	2	0	0	0	0
	Scott Kirton	1	2	0	0	0	0
	Jonathan Lehun	1	2	0	0	0	0
	Kyle Ostrow	1	2	0	0	0	0
	Andre Payette	1	2	0	0	0	0
	Bobby Rousseau	1	2	0	0	0	0
	Kahlil Thomas	1	2	0	0	0	0
	Dave Westner	1	2	0	0	0	0
	John Young	1	2	0	0	0	0
	Colt King	1	2	0	0	0	0
	Barret Ehgoetz	1	2	0	0	0	0
	Andrew Lord	1	3	0	0	0	17
	Steve Walker	1	3	0	0	0	17
	Brad Williamson	1	3	0	0	0	6
	Chris Grenville	1	3	0	0	0	2
	Steve Hildenbrand	1	3	0	0	0	2
	Cason Hohmann	1	3	0	0	0	2
	Rob Mierklans	1	3	0	0	0	2
	Bob Murphy	1	3	0	0	0	2
	David Poile	1	3	0	0	0	2
	Jacob Pritchard	1	3	0	0	0	2
	Tom Buckley	1	3	0	0	0	0
	Adam Calder	1	3	0	0	0	0
	Jordan Fox	1	3	0	0	0	0
	Alexandre Goulet	1	3	0	0	0	0
	Ben Gustavson	1	3	0	0	0	0
	Milt Hohol	1	3	0	0	0	0
	Kohen Olischefski	1	3	0	0	0	0
	Cam MacGregor	1	3	0	0	0	0
	Eric Schneider	1	3	0	0	0	0
	Cam Brown	1	4	0	0	0	26
	Brian McCarthy	1	4	0	0	0	5
	Kris Cantu	1	4	0	0	0	0
	Neil Clark	1	4	0	0	0	0
	Chad Remackel	1	4	0	0	0	0
	Fraser Robertson	1	4	0	0	0	0
	Bob Fleming	1	5	0	0	0	29
	Bobby Robbins	1	5	0	0	0	13
	Frank Littlejohn	1	5	0	0	0	10
	Christian Lalonde	1	5	0	0	0	6
	Kyle Bailey	1	5	0	0	0	4
	Kelly Perrault	1	5	0	0	0	2
	Adam Calder	2	5	0	0	0	2
	Ryan Bennett	1	6	0	0	0	7
	Mike Kinnie	1	6	0	0	0	0
	Johnny McGuire	1	7	0	0	0	40
	Tom Reilly	1	7	0	0	0	2
	Brett Parnham	1	7	0	0	0	0
	Rob Bordson	1	8	0	0	0	2
	Matt Pierce	1	8	0	0	0	0
	Tom Serviss	1	9	0	0	0	2
	Mike Zanutto	1	9	0	0	0	0



ALL-TIME FORWARDS

History

AMERKS ALL-TIME FORWARDS

RANKING	FORWARDS	SEASONS	GP	G	A	PTS	PIM
	Daniel Bienvenue	1	10	0	0	0	17
	Bill Sweeney	1	10	0	0	0	2
	Carlin Nordstrom	1	11	0	0	0	29
	Myles Powell	1	11	0	0	0	0
	Brent Gogol	1	17	0	0	0	78
	Joel Irving	2	18	0	0	0	22
	Riley Emmerson	1	42	0	0	0	107

Blue Bold indicates played for the Amerks last season.



ALL-TIME DEFENSEMEN

History

AMERKS ALL-TIME DEFENSEMEN

RANKING	DEFENSEMEN	SEASONS	GP	G	A	PTS	PIM
1.	Don McSween	5	348	45	170	215	313
2.	Rick Pagnutti	4	278	45	149	194	226
3.	Darryl Sly	11	516	51	132	183	370
4.	Rod Graham	5	347	50	119	169	384
5.	Jim Wiemer	5	218	48	119	167	209
	Mike Hurlbut	5	288	44	123	167	259
7.	Steve Kraftcheck	4	268	11	155	166	160
8.	Richie Dunn	5	276	41	120	161	226
9.	Ray Maluta	5	314	25	125	150	608
10.	Duane Rupp	6	253	23	117	140	250
11.	Ken Block	5	280	23	113	136	168
12.	Zach Redmond	3	183	41	86	127	96
13.	Larry Hillman	6	169	14	108	122	212
14.	Don Cherry	7	390	34	84	118	386
	Terry Hollinger	2	135	17	101	118	125
16.	Daniel Naud	2	150	21	96	117	63
17.	Greg Brown	3	148	25	85	110	87
	Doug Houda	5	284	23	87	110	683
19.	Clay Wilson	2	141	26	82	108	66
20.	Sergei Klimentiev	4	211	25	79	104	264
	Dave Fenyves	6	358	20	84	104	379
22.	Chris Snell	2	142	19	84	103	149
23.	David Cullen	3	186	19	82	101	123
	Al Arbour	5	324	15	86	101	381
25.	Nathan Paetsch	7	258	23	77	100	311
	Dean Melanson	6	353	22	78	100	852
	Bill Houlder	2	111	21	79	100	44
28.	Brayden McNabb	3	145	17	78	95	126
	Brian Campbell	3	177	11	84	95	59
30.	Bob Hess	2	92	23	71	94	105
31.	Jim McKenney	4	113	32	60	92	65
32.	Doug Janik	5	376	18	73	91	686
33.	Chad Ruhwedel	3	178	24	66	90	70
34.	Ron Fischer	4	185	18	71	89	272
35.	Dick Mattiussi	3	209	17	69	86	299
36.	Mark Renaud	2	144	17	67	84	104
37.	Claude Labrosse	6	275	15	67	82	131
38.	Philippe Boucher	3	79	28	52	80	85
39.	Daryl Drader	4	195	26	52	78	110
40.	Jim Walsh	3	179	17	60	77	420
	Brandon Smith	3	177	16	61	77	125
42.	Kent Douglas	3	102	22	53	75	189
43.	Jason Holland	4	200	11	63	74	115
44.	Steve Dykstra	4	210	14	59	73	464
45.	Al Sims	4	133	20	52	72	70
46.	Doug Halward	3	150	18	53	71	96
	Jim Hofford	6	319	10	61	71	1,212
	Mark Ferner	4	241	3	68	71	506
49.	Kari Suoraniemi	3	137	12	58	70	98
50.	David Cooper	3	156	21	47	68	209
51.	TJ Brennan	2	88	30	35	65	96
	Dale DeGray	2	114	15	50	65	239



ALL-TIME DEFENSEMEN

History

AMERKS ALL-TIME DEFENSEMEN

RANKING	DEFENSEMEN	SEASONS	GP	G	A	PTS	PIM
	Shawn Anderson	4	107	14	51	65	95
54.	Shayne Wright	3	200	9	55	64	345
55.	Al MacNeil	4	185	11	51	62	289
56.	Jeff Jillson	2	151	22	37	59	140
	John Bednarski	2	148	17	42	59	361
	Nick Crawford	3	186	16	43	59	72
	Brendan Guhle	4	112	15	44	59	62
60.	Jerome Leduc	3	229	19	39	58	117
61.	Jordan Henry	4	195	20	35	55	290
	Dirk Rueter	3	203	6	49	55	271
63.	Mike Kostka	2	81	16	38	54	48
	Jason Garrison	2	113	11	43	54	101
	Darryl Edestrand	4	131	11	43	54	104
	Dean Turner	1	75	8	46	54	155
67.	Howie Young	2	124	24	27	51	245
	Graeme Nicolson	1	80	16	35	51	112
69.	Rory Fitzpatrick	5	211	14	36	50	240
	Ken Sutton	2	119	12	38	50	148
	Dave Baseggio	3	105	11	39	50	87
72.	Ethan Prow	1	70	10	39	49	6
	Lawrence Pilut	2	67	10	39	49	34
74.	Alex Biega	2	137	10	38	48	106
	Mark Pysyk	4	145	8	40	48	82
	Al Simmons	2	73	7	41	48	73
77.	Bill Stewart	2	69	13	34	47	201
	Keaton Ellerby	3	150	11	36	47	86
79.	Sean O'Donnell	3	211	9	37	46	638
	Harry Shaw	3	179	5	41	46	261
81.	Doug Dunville	4	126	14	31	45	104
	Casey Nelson	5	151	13	32	45	54
83.	Colby Robak	2	149	12	32	44	72
	Taylor Fedun	3	83	8	36	44	63
85.	Timo Jutila	1	56	13	30	43	29
	Rumun Ndur	3	191	8	35	43	795
	Marc Reaume	5	89	8	34	42	50
88.	Bob Malcolm	6	166	9	32	41	164
89.	Al Langlois	2	115	5	35	40	152
	Heikki Leime	4	136	4	36	40	83
91.	Steve Smith	4	130	8	31	39	260
	Mike Forbes	2	107	7	32	39	162
93.	Jayson Meyer	2	79	7	30	37	86
	Keith Carney	2	65	6	31	37	34
	Joe Reekie	3	120	4	33	37	286
96.	Bill White	3	115	6	30	36	95
	Andrej Sekera	2	94	5	31	36	50
	Bob Halkidis	4	108	4	32	36	328
99.	Wayne Ramsey	1	68	6	29	35	58
	Mike Milbury	2	143	5	30	35	449
	Cory Sarich	2	92	3	32	35	126
102.	Lindy Ruff	1	62	10	24	34	110
	Stuart Percy	1	67	7	27	34	34
	Mark Kryz	2	128	5	29	34	190



ALL-TIME DEFENSEMEN

History

AMERKS ALL-TIME DEFENSEMEN

RANKING	DEFENSEMEN	SEASONS	GP	G	A	PTS	PIM
	Oskari Laaksonen	2	71	5	29	34	44
	Casey Fitzgerald	4	79	9	25	34	107
107.	Brady Austin	3	210	7	26	33	127
	Mike Boland	2	85	4	29	33	186
109.	Jean-Luc Grand-Pierre	3	193	14	18	32	425
	Martin Lojek	3	156	13	19	32	200
	Peter Ratchuk	1	70	11	21	32	64
	James Gasseau	2	82	9	23	32	115
	Matt Tennyson	2	97	7	25	32	82
114.	Bill Orr	2	65	10	21	31	86
	Matt Donovan	1	73	8	23	31	61
	Arnie Brown	2	74	4	27	31	145
117.	Jack Brownschidle	1	74	8	22	30	13
	Roger Cote	3	127	5	25	30	349
	Michael Caruso	3	215	5	23	30	185
	Jacob Bryson	2	66	4	26	30	36
121.	Mark Astley	1	46	5	24	29	49
	Jake McCabe	2	58	5	24	29	50
	Bob Armstrong	1	70	1	28	29	89
124.	Reg Fleming	2	79	7	21	28	116
	Mattias Samuelsson	2	45	5	23	28	28
126.	Todd Nelson	1	74	6	20	26	32
	Andrew MacWilliam	3	161	5	21	26	217
	Joe Crozier	2	60	2	24	26	26
129.	Craig Millar	1	64	7	18	25	65
	Benny Woit	2	99	6	19	25	94
	Will Borgen	3	140	4	21	25	132
	Franklin MacDonald	3	123	2	23	25	89
	Brad Miller	5	142	2	23	25	642
134.	Tom Nemeth	2	67	4	20	24	38
	Noel Price	2	69	4	20	24	153
	Jim Hargraves	2	103	4	20	24	236
	Matt MacKenzie	4	161	4	20	24	243
	Wayne Morusyk	2	83	2	22	24	52
139.	Peter Aston	3	126	5	18	23	63
	Mark Robinson	2	68	4	19	23	111
141.	Steve Lingren	2	121	5	17	22	201
	Uwe Krupp	1	42	3	19	22	50
	Dmitri Kalinin	3	79	2	20	22	66
144.	Josh Teves	1	72	6	15	21	44
	Kevin Bolibruck	2	119	5	16	21	83
146.	Rasmus Ristolainen	1	34	6	14	20	22
	Radoslav Hecl	1	58	6	14	20	41
	Henrik Tallinder	1	73	6	14	20	26
	Mike Breen	2	121	5	15	20	485
	Warren Godfrey	1	67	3	17	20	70
151.	Shawn Whitham	1	46	4	15	19	75
	Tom Williams	3	145	1	18	19	42
153.	Bob Blackburn	1	64	7	11	18	72
	Drew Bagnall	2	92	3	15	18	150
	Jack Chipchase	4	79	2	16	18	111
156.	Jeff Sirkka	1	59	6	11	17	132



ALL-TIME DEFENSEMEN

History

AMERKS ALL-TIME DEFENSEMEN

RANKING	DEFENSEMEN	SEASONS	GP	G	A	PTS	PIM
	Jimmy Schuldt	1	61	5	12	17	58
	John Schella	1	33	3	14	17	118
	Taras Zytynsky	1	65	2	15	17	78
	Mike Funk	2	119	2	15	17	161
	Erik Burgdoerfer	1	52	1	16	17	44
162.	Todd Copeland	1	77	4	12	16	152
	Jay McKee	3	24	3	13	16	30
	Tim Murray	1	26	3	13	16	18
	Dave Dunn	2	64	3	13	16	92
166.	Mario Larocque	1	75	8	7	15	219
	Bobby Sanguinetti	1	40	7	8	15	22
	Francois Ouimet	1	40	4	11	15	56
	Shaone Morrison	1	65	4	11	15	44
	Drew Schiestel	2	78	3	12	15	28
	Bob Baun	1	46	2	13	15	117
	Mike Donaldson	2	129	2	13	15	168
	Wayne Mosdell	2	102	1	14	15	115
174.	Charlie Huddy	1	63	6	8	14	36
	Tim Gould	1	66	5	9	14	22
	Patrick Mullen	1	27	4	10	14	22
	Brad Knelson	1	48	4	10	14	72
	Rick Mrozik	1	72	4	10	14	47
	Paul Baier	2	74	3	11	14	85
	Mike Card	2	73	2	12	14	70
	Don Johns	1	42	1	13	14	32
	Mike Weber	1	59	1	13	14	178
183.	John Gilmour	1	37	6	7	13	6
	Joe Callahan	1	48	4	9	13	12
185.	Bruce Shoebottom	2	65	7	5	12	253
	Jean Gauthier	1	52	3	9	12	61
	Gaston Therrien	1	18	2	10	12	6
	Bjorn Johansson	1	26	2	10	12	20
	Jack Dougherty	1	56	2	10	12	32
	Tyson Strachan	1	61	1	11	12	36
191.	Paul Popiel	1	12	7	4	11	10
	Matt Duffy	2	20	3	8	11	4
	Chris Renaud	1	52	3	8	11	6
	Jim Turkiewicz	1	53	3	8	11	32
	Brandon Hickey	2	61	2	9	11	30
	Sylvain Dufresne	2	90	2	9	11	93
	Joe Finley	2	93	2	9	11	224
	Joe Zanussi	2	20	1	10	11	22
	Denis Tsygurov	1	24	1	10	11	10
	Paul Traynor	2	108	1	10	11	70
201.	Brian Chapman	1	75	5	5	10	71
	Mark Suzor	1	24	4	6	10	16
	Alexei Tezikov	1	31	3	7	10	41
	Mitch Eliot	1	51	3	7	10	54
	Scott Ricci	2	79	3	7	10	26
	Vince Guidotti	1	20	2	8	10	8
	Chuck Luksa	1	33	2	8	10	33
	Derek Booth	1	45	2	8	10	82



ALL-TIME DEFENSEMEN

History

AMERKS ALL-TIME DEFENSEMEN

RANKING	DEFENSEMEN	SEASONS	GP	G	A	PTS	PIM
	Kevin Haller	2	56	2	8	10	71
	Barry Trapp	2	77	1	9	10	55
	Mike McMahon	1	9	0	10	10	4
212.	Peter McNamee	1	26	3	6	9	38
	Mac Bennett	1	46	3	6	9	15
	Paul Geiger	1	49	3	6	9	35
	Mat Bodie	1	17	2	7	9	8
	Noah Welch	2	18	2	7	9	31
	Adam Pardy	1	21	2	7	9	22
	Mikko Lehtonen	1	21	1	8	9	10
219.	Greg Boddy	1	28	2	6	8	77
	Eric Germain	1	18	1	7	8	13
	Eric Lavigne	2	71	1	7	8	207
	Timo Helbling	1	20	0	8	8	50
223.	Dennis Persson	1	39	3	4	7	10
	Alexander Sulzer	1	10	2	5	7	2
	Venci Sebek	2	44	2	5	7	27
	Tim Hoover	1	49	2	5	7	34
	Dan Focht	1	54	2	5	7	146
	Jerry Korab	2	7	1	6	7	8
	Keith Johnson	1	29	1	6	7	137
	Ryan Jones	1	29	1	6	7	14
	Ryan Jorde	3	124	1	6	7	218
	Ari Vallin	1	24	0	7	7	20
233.	Cory Murphy	1	5	2	4	6	2
	Mark Toffolo	2	68	2	4	6	366
	John de Gray	1	41	1	5	6	31
	Brandon Davidson	2	25	1	5	6	38
	Nick DeSimone	1	8	0	6	6	2
238.	Ron Howell	1	22	4	1	5	2
	Arvin Atwal	2	17	2	3	5	28
	Ryan Brindley	2	24	2	3	5	28
	David DiVita	2	41	2	3	5	77
	Luc Theoret	1	25	1	4	5	17
	Barry Goers	1	12	0	5	5	8
	Mike Wilson	1	15	0	5	5	38
	Adam Comrie	1	44	0	5	5	18
	Murray Anderson	1	52	0	5	5	48
	Joe Rando	2	74	0	5	5	112
248.	Nick Boka	1	24	3	1	4	63
	Peter Tischke	1	33	2	2	4	35
	Andrei Iakovenko	1	16	2	2	4	20
	Todd Flichel	2	17	1	3	4	4
	Tim O'Connell	1	24	1	3	4	17
	Nick Tuzzolino	2	39	1	3	4	47
	Aaron Boh	1	12	0	4	4	10
	Michael Sdao	1	12	0	4	4	30
	Corey Fienhage	2	23	0	4	4	20
257.	Pat Price	1	5	2	1	3	9
	Griffin Luce	1	22	2	1	3	27
	Shane Kenny	2	24	2	1	3	25
	Brad Pascall	2	54	2	1	3	71



ALL-TIME DEFENSEMEN

History

AMERKS ALL-TIME DEFENSEMEN

RANKING	DEFENSEMEN	SEASONS	GP	G	A	PTS	PIM
	Doug Butler	1	7	1	2	3	0
	Rick Lessard	1	8	1	2	3	2
	Bob Duncan	1	10	1	2	3	16
	Brian Bowles	1	16	1	2	3	4
	Nicholas Welsh	1	17	1	2	3	10
	Conor Allen	1	17	1	2	3	8
	Matt Prapavessis	2	35	1	2	3	14
	Bud MacPherson	1	7	0	3	3	12
	Kurt Gosselin	1	8	0	3	3	4
	Nick Bailen	1	9	0	3	3	0
	Les Auge	1	10	0	3	3	6
	Marc Dupuis	2	16	0	3	3	14
	Joey Mormina	1	20	0	3	3	36
	Jim Dorey	1	20	0	3	3	16
	Jason Mansoff	1	26	0	3	3	14
	Nick Petrecki	2	33	0	3	3	84
	Marc Busenburg	2	33	0	3	3	6
	Brian Curran	2	46	0	3	3	158
	Luke Beaverson	3	50	0	3	3	56
280.	Scott Hotham	1	9	2	0	2	6
	Kevin Morrison	1	29	2	0	2	49
	Noel Price	1	1	1	1	2	0
	Evan Oberg	1	5	1	1	2	0
	Gus Brassard	2	6	1	1	2	2
	Wally Weir	1	7	1	1	2	79
	Ville Koistinen	1	8	1	1	2	4
	Spiro Goulakos	1	10	1	1	2	4
	Brian Glennie	1	15	1	1	2	16
	Scott Boston	1	16	1	1	2	6
	Dylan Blujus	1	21	1	1	2	14
	Scott McGeown	1	4	0	2	2	0
	Lorne Knauft	1	5	0	2	2	8
	Grant Ledyard	1	5	0	2	2	8
	Andrew Hotham	1	6	0	2	2	7
	Blake Kessel	1	8	0	2	2	4
	Bob Turner	1	8	0	2	2	4
	Andy Delmore	1	8	0	2	2	2
	Mike Amodeo	1	10	0	2	2	4
	Jim Burton	1	10	0	2	2	4
	Scott Humeniuk	1	12	0	2	2	19
	Collin Bowman	1	12	0	2	2	8
	Doug O'Brien	1	12	0	2	2	8
	Scott Feasby	2	13	0	2	2	8
	Tom Cronin	1	14	0	2	2	9
	Jared Bednar	1	19	0	2	2	49
	Martin Tuma	2	35	0	2	2	71
	Dave Moylan	2	36	0	2	2	17
	Matt Pelech	1	39	0	2	2	80
	Jeremy Swanson	2	58	0	2	2	70
	Ron Fogal	1	66	0	2	2	121
311.	Mike Holmes	1	2	1	0	1	2
	Randy Moller	1	3	1	0	1	10



ALL-TIME DEFENSEMEN

History

AMERKS ALL-TIME DEFENSEMEN

RANKING	DEFENSEMEN	SEASONS	GP	G	A	PTS	PIM
	Brian O'Hanley	1	3	1	0	1	0
	Rod Seiling	2	3	1	0	1	0
	Chris Aldous	1	4	1	0	1	0
	Jim Maher	1	5	1	0	1	0
317.	Mickey Keating	1	7	1	0	1	4
	T.J. Fast	1	13	1	0	1	12
	Mark Alt	1	14	0	1	1	4
	Jason Beattie	1	1	0	1	1	5
	Carl Brewer	1	1	0	1	1	2
	Don Martin	1	1	0	1	1	2
	Jacques Deslauriers	1	1	0	1	1	0
	Curtis Leonard	1	1	0	1	1	0
	Dmitri Rodine	1	1	0	1	1	0
	Marc Tournier	1	2	0	1	1	2
	Ian Brady	1	2	0	1	1	0
	Matt Hunwick	1	2	0	1	1	0
	Mike Smith	1	2	0	1	1	0
	Jack Smith	1	3	0	1	1	7
	Jassen Cullimore	1	3	0	1	1	4
	Brock Matheson	1	3	0	1	1	4
	Doug Schmidt	1	3	0	1	1	2
	Cameron Burt	1	3	0	1	1	2
	Butrus Ghafari	1	3	0	1	1	0
	Johann Kroll	1	4	0	1	1	4
	David Drake	1	4	0	1	1	2
	David Schulz	1	4	0	1	1	2
	Corey Syvret	1	4	0	1	1	0
	Hugh Bolton	1	5	0	1	1	2
	Chris Foy	1	5	0	1	1	2
	Wyatt Ege	1	6	0	1	1	4
	Kevin Beaton	1	6	0	1	1	0
	Grant Jennings	1	9	0	1	1	28
	Jody Robinson	1	9	0	1	1	8
	Todd Rohloff	1	12	0	1	1	4
	Rob Melanson	1	13	0	1	1	24
	Alexandre Boikov	1	13	0	1	1	15
	Alec McCrea	1	14	0	1	1	4
350.	Josh Chapman	1	1	0	0	0	4
	Chris Mann	1	1	0	0	0	4
	Reg Krezanski	1	1	0	0	0	2
	John Annable	1	1	0	0	0	0
	Maury Edwards	1	1	0	0	0	0
	Brent Henley	1	1	0	0	0	0
	Chris Hynnes	1	1	0	0	0	0
	Justin Krall	1	1	0	0	0	0
	Jon Landry	1	1	0	0	0	0
	Tobie Paquette-Bisson	1	1	0	0	0	0
	Ben Pederson	1	1	0	0	0	0
	Tim Ripley	1	1	0	0	0	0
	Mathieu Roy	1	1	0	0	0	0
	Steven Shamanski	1	1	0	0	0	0
	Matthew Spencer	1	1	0	0	0	0



ALL-TIME DEFENSEMEN

History

AMERKS ALL-TIME DEFENSEMEN

RANKING	DEFENSEMEN	SEASONS	GP	G	A	PTS	PIM
	Ray Tremblay	1	1	0	0	0	0
	Joe Grimaldi	1	2	0	0	0	5
	Eric Baier	1	2	0	0	0	2
	John Longarini	1	2	0	0	0	2
	Dennis O'Brien	1	2	0	0	0	2
	John Van Boxmeer	1	2	0	0	0	2
	Cal Benazic	1	2	0	0	0	0
	Matthew Cairns	1	2	0	0	0	0
	Ray Dupont	1	2	0	0	0	0
	Doug Evans	1	2	0	0	0	0
	Gary Jacquith	2	2	0	0	0	0
	Doug MacIver	1	2	0	0	0	0
	Lou Marcon	1	2	0	0	0	0
	Grant McNeill	1	2	0	0	0	0
	Ken Mosdell	1	2	0	0	0	0
	Pat Stachniak	1	2	0	0	0	0
	Scott Campbell	1	3	0	0	0	15
	David Kudelka	1	3	0	0	0	10
	Hal Willis	1	3	0	0	0	6
	Brad Williamson	1	3	0	0	0	6
	Kyle Hagel	1	3	0	0	0	5
	Mike Nicholishen	1	3	0	0	0	4
	Brian Blad	1	3	0	0	0	0
	J.C. Tremblay	1	3	0	0	0	0
	Victor Uchevatov	1	4	0	0	0	10
	Kord Cernich	1	4	0	0	0	2
	Nate Knoepke	1	4	0	0	0	0
	Michael Stewart	1	4	0	0	0	0
	Ed Hospodar	1	5	0	0	0	10
	Bob Shupe	1	5	0	0	0	4
	Ryan Grimshaw	1	5	0	0	0	2
	Kelly Perrault	1	5	0	0	0	2
	Anthony Florentino	1	5	0	0	0	0
	Drew Paris	1	5	0	0	0	0
	Randy Irving	1	6	0	0	0	6
	Luka Vidmar	1	6	0	0	0	6
	Eric Knodel	1	6	0	0	0	2
	Chad Wilchynski	1	6	0	0	0	2
	Carl Hudson	1	7	0	0	0	16
	Alexei Semenov	2	7	0	0	0	13
	Devante Stephens	2	7	0	0	0	9
	Tom Reilly	1	7	0	0	0	2
	Sean Zimmerman	1	7	0	0	0	0
	Richie Hart	1	8	0	0	0	69
	Darren Wetherill	1	8	0	0	0	10
	Alex Lepkowski	1	8	0	0	0	0
	A.J. Thelen	1	9	0	0	0	6
	Greg Capson	1	10	0	0	0	29
	Justin Falk	1	10	0	0	0	11
	Nic Bilotto	1	10	0	0	0	10
	Bobby Shea	1	10	0	0	0	7
	Brycen Martin	3	21	0	0	0	12

Red Bold indicates played for the Amerks last season.



ALL-TIME GOALTENDERS

History

AMERKS ALL-TIME GOALTENDERS

RANKING	GOALTENDERS	SEASONS	GP	MIN	GA	SO	GAA
1.	Jason Fitzsimmons	1	1	6	0	0	0.00
2.	Mark Guggenberger	1	1	65	1	0	0.92
3.	Gilles Boisvert	1	1	60	1	0	1.00
4.	Tom Barrasso	1	5	267	6	1	1.34
5.	Clint Malarchuk	1	2	120	3	1	1.50
6.	Len Perno	1	2	38	1	0	1.60
7.	Grant Fuhr	1	5	310	10	0	1.94
8.	Scott Luce	1	3	184	6	1	1.96
9.	Dwayne Roloson	1	2	120	4	0	2.00
10.	Ryan Miller	4	172	10,257	400	15	2.34
11.	Mika Noronen	5	167	9,896	388	15	2.35
12.	Martin Biron	4	103	6,020	237	13	2.36
13.	Mike Brodeur	1	38	2,127	87	2	2.45
14.	Steve Shields	4	80	6,202	256	2	2.48
15.	Peter Skudra	1	2	120	5	0	2.50
16.	Dustin Tokarski	1	2	120	5	0	2.51
17.	Andrew Hammond	1	33	1,923	81	4	2.53
18.	Craig Anderson	1	34	2,060	88	1	2.56
19.	Tom Askey	5	120	7,004	300	6	2.57
20.	David Leggio	2	118	7,042	304	6	2.59
21.	Andrei Trefilov	2	8	438	19	0	2.60
22.	Jonas Johansson	4	41	2,255	99	2	2.63
23.	Scott Wedgewood	1	48	1,191	121	5	2.68
24.	Nathan Lieuwen	4	80	4,409	201	5	2.73
	Kirk Daubenspeck	2	23	1,295	59	1	2.73
26.	Andrey Makarov	3	71	4,020	186	4	2.78
	Gary Smith	3	55	2,911	135	3	2.78
	Tom Draper	3	40	2,372	110	0	2.78
29.	Michael Houser	2	15	816	38	0	2.79
30.	Adam Wilcox	2	57	3,186	149	0	2.80
31.	Linus Ullmark	3	127	7,363	348	3	2.84
32.	Fredric Deschenes	1	38	1,898	90	2	2.85
33.	Matt Hackett	3	52	3,071	148	0	2.89
	Alexander Salak	1	48	2,557	123	1	2.89
35.	Aaron Dell	1	22	1,259	61	0	2.91
36.	Jon Hillebrandt	1	3	102	5	0	2.94
37.	Gerry Cheevers	4	181	10,889	541	10	2.98
	Jacob Markstrom	1	37	2,174	108	1	2.98
39.	Alex Petizian	2	2	100	5	0	3.00
	Mark Bernard	1	1	20	1	0	3.00
	Rick Lemay	1	1	20	1	0	3.00
	Dave Dryden	1	1	60	2	0	3.00
43.	Ross Brooks	1	34	2,053	103	2	3.01
44.	Dave Littman	3	130	7,334	369	6	3.02
	Phil Osaer	1	1	60	3	0	3.02
46.	Bob Perreault	6	205	11,564	584	16	3.03
	Ryan Mior	1	7	416	21	0	3.03
48.	Ed Chadwick	2	138	8,280	420	6	3.04
49.	Lance Leslie	1	1	59	3	0	3.06
50.	John Muse	1	14	741	38	1	3.08
51.	Daren Puppa	4	105	5,755	299	3	3.12
52.	Tyler Plante	4	106	5,784	302	4	3.13



ALL-TIME GOALTENDERS

History

AMERKS ALL-TIME GOALTENDERS

RANKING	GOALTENDERS	SEASONS	GP	MIN	GA	SO	GAA
	Gerry McNeil	2	134	8,035	419	7	3.13
54.	John Bradley	1	6	248	13	1	3.14
	Travis Fullerton	1	1	57	3	0	3.14
56.	Dave Reece	2	74	4,373	232	2	3.18
57.	Jean-Marc Pelletier	2	43	2,442	130	0	3.19
	Drew MacIntyre	1	23	1,375	725	1	3.19
59.	Charlie Hodge	2	45	2,700	144	2	3.20
60.	Michael Leighton	1	40	2,316	124	2	3.21
61.	Adam Berkhoel	1	6	316	17	0	3.22
62.	Adam Dennis	2	81	4,669	253	4	3.25
	George Gardner	1	4	240	13	0	3.25
64.	Don Simmons	2	60	3,603	196	1	3.26
65.	Jacques Cloutier	7	187	10,945	603	3	3.31
	Ukko-Pekka Luukkonen	4	60	3,519	194	1	3.31
67.	Ken Broderick	2	45	2,721	151	2	3.33
68.	Darcy Wakaluk	5	181	9,332	523	7	3.36
	Robin Lehner	1	3	178	10	0	3.36
70.	Carl Wetzel	1	10	495	28	1	3.39
71.	Mike Bales	1	39	2,230	127	0	3.42
	Les Kuntar	1	21	1,052	60	0	3.42
73.	Jim Pettie	3	84	4,816	277	4	3.45
	Bob Sneddon	2	65	3,740	215	1	3.45
	Al Smith	1	34	1,979	114	2	3.45
76.	Kenton Rein	1	15	676	39	2	3.46
	Cleon Daskalaskis	1	8	382	22	0	3.46
78.	Eric Raymond	1	29	1,593	92	0	3.47
79.	David Shantz	3	28	1,590	92	1	3.48
80.	Ivan Wamsley	1	2	120	7	0	3.50
81.	Lynn Zimmerman	6	195	10,588	621	5	3.52
82.	Robb Stauber	1	16	833	49	0	3.53
	Jim Bedard	1	6	340	20	0	3.53
84.	Mike Curran	1	9	390	23	1	3.54
85.	Connor Knapp	2	10	591	35	0	3.55
86.	Duane Derksen	1	6	235	14	0	3.57
87.	Phil Myre	2	76	4,346	260	3	3.59
	Tim Bernhardt	1	29	1,588	95	0	3.59
89.	Brian Ford	2	38	2,151	129	2	3.60
90.	Randy Ireland	1	29	1,562	94	0	3.61
91.	Bill Horn	2	31	1,698	103	0	3.63
92.	Markus Ketterer	2	79	4,339	264	2	3.65
	Darren Eliot	1	23	969	59	0	3.65
94.	John Blue	1	14	672	41	0	3.66
95.	Gaye Cooley	1	24	1,275	78	0	3.67
96.	Olaf Kolzig	1	48	2,738	168	0	3.68
97.	Dave Parro	2	82	4,743	294	2	3.72
98.	Serge Aubry	2	88	4,602	286	2	3.73
99.	Rick Knickle	2	35	1,898	119	1	3.76
100.	Francois Gravel	1	3	159	10	0	3.77
101.	Mat Robson	1	10	588	37	0	3.78
102.	George Wood	1	18	1,012	64	0	3.79
103.	Vince Tremblay	1	33	1,816	115	0	3.80
104.	Marc Cheverie	1	15	675	44	0	3.91



ALL-TIME GOALTENDERS

History

AMERKS ALL-TIME GOALTENDERS

RANKING	GOALTENDERS	SEASONS	GP	MIN	GA	SO	GAA
105.	John Tanner	1	10	579	38	0	3.94
106.	Ed Babiuk	2	13	540	36	0	4.00
	Pete Richards	1	7	270	18	0	4.00
	Tommy Soderstrom	1	2	120	8	0	4.00
109.	Gerry McNamara	3	35	2,102	141	1	4.02
	Rich Parent	1	2	90	6	0	4.02
111.	Ed Walsh	1	50	2,889	196	0	4.07
	Anthony Peters	1	7	397	27	0	4.07
113.	Mike Craig	3	99	5,194	353	0	4.08
	Bob Whidden	1	59	3,248	221	0	4.08
115.	Chris Beckford-Tseu	2	28	1,408	96	0	4.09
116.	Mike Parson	1	3	176	12	0	4.10
117.	Bill Pye	3	53	2,737	192	0	4.21
118.	Claude Hardy	1	11	494	35	0	4.25
119.	Gary Carr	3	48	2,702	192	1	4.26
120.	Gary Bauman	1	3	140	10	0	4.29
121.	Paul Harrison	1	29	1,535	110	0	4.30
122.	Stefanos Lekkas	1	7	403	29	0	4.32
123.	Jari Paavola	2	28	1,501	110	0	4.40
124.	Pat Nagle	1	2	119	9	0	4.53
125.	Ed Dyck	1	10	554	43	1	4.66
126.	Andrei Mezin	1	7	386	31	0	4.82
127.	Bruce Gamble	1	5	300	25	0	5.00
	Jerry Fluery	1	2	120	10	0	5.00
129.	Danny Lorenz	1	4	168	15	0	5.36
130.	Al Millar	1	11	577	52	0	5.41
131.	Jason Kasdorf	2	4	197	18	0	5.47
132.	Bob McNamara	3	25	1,066	99	0	5.57
133.	Charles Williams	1	2	117	11	0	5.62
	Jody Lehman	1	1	20	2	0	6.00
	Sam Marotta	1	1	20	2	0	6.00
136.	Billy Christopoulos	1	5	169	17	0	6.03
137.	Mike Parker	1	2	80	10	0	7.50
	Greg Menges	1	2	40	5	0	7.50
139.	Pat Flaherty	1	2	27	4	0	9.00

Blue bold indicates played for the Amerks last season.



ALL-TIME OFFENSIVE GOALTENDERS STATS

History

AMERKS ALL-TIME OFFENSIVE GOALTENDER STATS

GOALTENDERS	GP	G	A	PTS	PIM
Darcy Wakaluk # * \$	181	1	16	17	134
Dave Littman *	130	0	14	14	14
Jacques Cloutier	187	0	8	8	37
Steve Shields	80	0	6	6	86
Mika Noronen	167	0	6	6	50
Bob Sneddon	66	0	5	5	6
Jim Pettie	84	0	5	5	81
Lynn Zimmerman	195	0	5	5	121
Martin Biron	103	0	4	4	42
Daren Puppa	105	0	4	4	20
Bobby Perreault	205	0	4	4	29
Robb Stauber***	16	1	2	3	6
Andrew Hammond	33	0	3	3	2
Ken Broderick	45	0	3	3	0
Alexander Salak	46	0	3	3	14
Olaf Kolzig	48	0	3	3	6
Dave Reece	74	0	3	3	14
Phil Myre	76	0	3	3	18
Dave Parro	82	0	3	3	10
Mike Craig	99	0	3	3	18
Tom Askey	120	0	3	3	30
Ed Dyck	10	0	2	2	9
Randy Ireland	29	0	2	2	38
Tim Bernhardt	29	0	2	2	0
Brian Ford	38	0	2	2	0
Ed Walsh	50	0	2	2	8
Bill Pye	53	0	2	2	20
Bob Whidden	59	0	2	2	14
Ukko-Pekka Luukkonen	60	0	2	2	0
Andrey Makarov	71	0	2	2	6
Markus Ketterer	79	0	2	2	2
Nathan Lieuwen	80	0	2	2	6
Tyler Plante	105	0	2	2	47
David Leggio	118	0	2	2	12
Gerry Cheevers	181	0	2	2	34
Andrei Mezin	7	0	1	1	0
Connor Knapp	10	0	1	1	0
John Blue	14	0	1	1	4
Kenton Rein	15	0	1	1	34
Darren Eliot	23	0	1	1	4
Kirk Daubenspeck	23	0	1	1	2
Jari Paavola	28	0	1	1	4
Chris Beckford-Tseu	28	0	1	1	0
Tom Askey	29	0	1	1	4
Vince Tremblay	33	0	1	1	6
Ross Brooks	34	0	1	1	4
Rick Knickle	35	0	1	1	0
Jacob Markstrom	37	0	1	1	10
Michael Leighton	40	0	1	1	23
Tom Draper	40	0	1	1	4
Gary Carr	48	0	1	1	42
Scott Wedgewood	48	0	1	1	0



ALL-TIME OFFENSIVE GOALTENDERS STATS

History

AMERKS ALL-TIME OFFENSIVE GOALTENDER STATS

GOALTENDERS	GP	G	A	PTS	PIM
Matt Hackett	52	0	1	1	22
Gary Smith	55	0	1	1	6
Adam Wilcox	57	0	1	1	0
Adam Dennis	81	0	1	1	20
Serge Aubry	88	0	1	1	20
Linus Ullmark	127	0	1	1	4
Ryan Miller	172	0	1	1	20
Mark Bernard	1	0	0	0	0
Gil Boisvert	1	0	0	0	0
Dave Dryden	1	0	0	0	0
Rick Lemay	1	0	0	0	0
Jason Fitzsimmons	1	0	0	0	0
Travis Fullerton	1	0	0	0	0
Mark Guggenberger	1	0	0	0	0
Jody Lehman	1	0	0	0	0
Lance Leslie	1	0	0	0	0
Sam Marotta	1	0	0	0	0
Phil Osaer	1	0	0	0	0
Clint Malarchuk	2	0	0	0	2
Dustin Tokarski	2	0	0	0	2
Pat Flaherty	2	0	0	0	0
Jerry Fleury	2	0	0	0	0
Greg Menges	2	0	0	0	0
Pat Nagle	2	0	0	0	0
Rich Parent	2	0	0	0	0
Mike Parker	2	0	0	0	0
Len Perno	2	0	0	0	0
Dwayne Roloson	2	0	0	0	0
Peter Skudra	2	0	0	0	0
Tommy Sodorstrom	2	0	0	0	0
Ivan Wamsley	2	0	0	0	0
Charles Williams	2	0	0	0	0
Francois Gravel	3	0	0	0	2
Jon Hillebrandt	3	0	0	0	0
Mike Parson	3	0	0	0	0
Garry Baumann	3	0	0	0	0
Robin Lehner	3	0	0	0	0
Scott Luce	3	0	0	0	0
George Gardner	4	0	0	0	0
Jason Kasdorf	4	0	0	0	0
Danny Lorenz	4	0	0	0	0
Tom Barasso	5	0	0	0	2
Billy Christopoulos	5	0	0	0	0
Bruce Gamble	5	0	0	0	0
Grant Fuhr	5	0	0	0	0
Jim Bedard	6	0	0	0	4
John Bradley	6	0	0	0	2
Adam Berkhoeel	6	0	0	0	0
Duane Derksen	6	0	0	0	0
Stefanos Lekkas	7	0	0	0	0
Anthony Peters	7	0	0	0	0
Pete Richards	7	0	0	0	0



ALL-TIME OFFENSIVE GOALTENDERS STATS

History

AMERKS ALL-TIME OFFENSIVE GOALTENDER STATS

GOALTENDERS	GP	G	A	PTS	PIM
Cleon Daskalakis	8	0	0	0	6
Andrei Trefilov	8	0	0	0	0
Mike Curran	9	0	0	0	4
John Tanner	10	0	0	0	17
Mat Robson	10	0	0	0	0
Carl Wetzel	10	0	0	0	0
Al Millar	11	0	0	0	0
Claude Hardy	11	0	0	0	0
Ed Babiuk	13	0	0	0	0
John Muse	14	0	0	0	2
Michael Houser	15	0	0	0	0
George Wood	18	0	0	0	13
Les Kuntar	21	0	0	0	10
Aaron Dell	22	0	0	0	0
Drew MacIntyre	23	0	0	0	0
Gaye Cooley	24	0	0	0	24
Bob McNamara	25	0	0	0	0
David Shantz	28	0	0	0	2
Paul Harrison	29	0	0	0	14
Eric Raymond	29	0	0	0	6
Bill Horn	31	0	0	0	0
Al Smith	34	0	0	0	5
Craig Anderson	34	0	0	0	0
Gerry McNamara	35	0	0	0	17
Frederic Deschenes	38	0	0	0	0
Jonas Johansson	41	0	0	0	0
Jean-Marc Pelletier	43	0	0	0	4
Charlie Hodge	45	0	0	0	0
Don Simmons	60	0	0	0	14
Gerry McNeil	134	0	0	0	12
Ed Chadwick	138	0	0	0	2

Blue bold indicates played for the Amerks last season.

Set a single season record for points (1+6=7, 1987-88)

\$ Scored goal at Utica

* Set a single season record for assists (6) and points (7)

*** Scored goal at 18:22 of 3rd period, 10/9/95 @ PEI



ALL-TIME GOALTENDER CAREER STATS

History

AMERKS ALL-TIME GOALTENDER CAREER STATS

GOALTENDER	YEAR	GP	MIN	GA	SO	SAVES	GAA	SV PCT	W-L-T
Anderson	06-07	34	2,060	88	1	999	2.56	.762	23-10-1
Askey	00-01	29	1,671	71	1	680	2.55	.905	15-8-4
Askey	01-02	34	2,048	86	3	786	2.52	.901	16-15-3
Askey	02-03	16	895	49	0	401	3.28	.891	3-8-4
Askey	03-04	21	1,272	48	1	545	2.26	.919	10-8-3
Askey	04-05	20	1,118	46	1	513	2.47	.918	10-6-2
	Totals	120	7,004	300	6	2,925	2.57	.907	54-45-16
Aubry	70-71	51	2,787	149	2	--	3.20	--	18-22-7
Aubry	71-72	37	1,815	137	0	--	4.53	--	9-18-3
	Totals	88	4,602	286	2	--	3.73	--	27-40-10
Babiuk	59-60	1	60	2	0	--	2.00	--	1-0-0
Babiuk	62-63	4	--	--	--	--	--	--	0-2-1
Babiuk	63-64	8	480	34	0	--	4.25	--	3-5-0
	Totals	13	540	36	0	--	4.00	--	4-7-1
Bales	97-98	39	2,229	127	0	1,060	3.42	.890	13-19-5
Barrasso	84-85	5	267	6	1	88	1.34	.936	3-1-1
Bauman	67-68	3	140	10	0	--	4.29	--	1-1-0
Beckford-Tseu	08-09	22	1,112	73	0	478	3.94	.868	3-14-1
Beckford-Tseu	09-10	6	296	23	0	152	4.66	.869	0-4-0
	Totals	28	1,408	96	0	630	4.09	.868	3-18-1
Bedard	79-80	6	340	20	0	--	3.53	--	2-4-0
Berkhoel	06-07	6	316	17	0	169	3.22	.899	2-3-0
Bernard	92-93	1	20	1	0	15	3.00	.938	0-0-0
Bernhardt	81-82	29	1,588	95	0	--	3.59	--	15-10-2
Biron	97-98	41	2,307	113	5	1,107	2.94	.910	14-18-6
Biron	98-99	52	3,130	108	6	1,424	2.07	.930	36-13-3
Biron	99-00	6	344	12	1	146	2.09	.924	6-0-0
Biron	00-01	4	239	4	1	84	1.00	.955	3-1-0
	Totals	103	6,020	237	13	2,761	2.36	.921	59-32-9
Blue	95-96	14	672	41	0	295	3.66	.878	4-6-1
Boisvert	56-57	1	60	1	0	--	1.00	--	1-0-0
Bradley	91-92	6	248	13	1	85	3.14	.867	2-2-1
Broderick	74-75	3	180	15	0	--	5.00	--	1-2-0
Broderick	75-76	42	2,542	136	2	--	3.21	--	22-13-7
	Totals	45	2,722	151	2	--	3.33	--	23-15-7



ALL-TIME GOALTENDER CAREER STATS

History

AMERKS ALL-TIME GOALTENDER CAREER STATS

GOALTENDER	YEAR	GP	MIN	GA	SO	SAVES	GAA	SV PCT	W-L-T
Brodeur	08-09	38	2,127	87	2	1,008	2.45	.921	18-13-4
Brooks	75-76	34	2,053	103	2	--	3.01	--	20-12-2
Carr	76-77	1	60	3	0	--	3.00	--	1-0-0
Carr	77-78	5	297	17	0	--	3.43	--	2-3-0
Carr	78-79	42	2,345	172	1	--	4.40	--	14-20-5
Totals		48	2,702	192	1	--	4.26	--	17-23-5
Chadwick	59-60	67	4,015	184	4	--	2.75	--	39-24-4
Chadwick	60-61	71	4,265	236	2	--	3.32	--	32-35-4
Totals		138	8,280	420	6	--	3.04	--	71-59-8
Cheevers	61-62	19	1,440	66	1	--	3.32	--	9-9-1
Cheevers	62-63	19	1,139	75	1	--	3.95	--	7-9-3
Cheevers	63-64	66	3,951	187	3	--	2.84	--	37-25-2
Cheevers	64-65	72	4,359	195	5	--	2.68	--	48-21-3
Totals		176	10,889	523	10	--	2.98	--	101-64-9
Cheverie	10-11	15	675	44	0	350	3.91	.888	2-7-1
Christopoulos	20-21	5	169	17	0	75	6.03	.815	1-1-0
Cloutier	80-81	61	3,481	210	1	--	3.62	--	27-27-6
Cloutier	81-82	23	1,822	64	0	--	2.81	--	14-7-2
Cloutier	82-83	13	633	42	0	--	3.98	--	7-3-1
Cloutier	83-84	51	2,843	172	1	--	3.63	--	26-22-1
Cloutier	84-85	14	804	36	0	363	2.68	.910	10-2-1
Cloutier	85-86	14	835	38	1	424	2.73	.918	10-2-2
Cloutier	88-89	11	527	41	0	222	4.67	.847	2-7-0
TOTALS		187	10,945	603	3	1,009	3.31	--	96-70-13
Cooley	72-73	24	1,275	78	0	--	3.67	--	9-8-3
Craig	84-85	29	1,430	88	0	644	3.69	.880	11-7-3
Craig	85-86	47	2,573	183	0	1,385	4.27	.883	16-21-5
Craig	86-87	23	1,191	82	0	524	4.13	.864	6-10-4
TOTALS		99	5,194	353	0	2,553	4.08	--	33-38-12
Curran	76-77	9	390	23	1	--	3.54	--	1-4-1
Daskalakis	87-88	8	382	22	0	183	3.46	.893	4-3-0
Daubenspeck	99-00	22	1,235	53	1	553	2.58	.913	7-10-4
Daubenspeck	00-01	1	60	6	0	20	6.00	.769	0-1-0
TOTALS		23	1,295	59	1	573	2.73	.907	7-11-4
Dell	21-22	22	1,259	61	0	612	2.91	.909	12-7-1
Dennis	06-07	35	2,068	115	1	969	3.34	.894	18-17-0
Dennis	07-08	46	2,601	138	3	1,199	3.18	.897	17-26-2
TOTALS		81	4,669	253	4	2,168	3.25	.895	35-43-2



ALL-TIME GOALTENDER CAREER STATS

History

AMERKS ALL-TIME GOALTENDER CAREER STATS

GOALTENDER	YEAR	GP	MIN	GA	SO	SAVES	GAA	SV PCT	W-L-T
Derksen	93-94	6	235	14	0	115	3.57	.891	2-1-1
Deschenes	96-97	38	1,898	90	2	863	2.85	.906	15-13-3
Draper	91-92	9	531	28	0	214	3.16	.884	4-3-2
Draper	92-93	5	273	22	0	140	4.83	.864	3-2-0
Draper	98-99	26	1,568	60	0	728	2.30	.924	14-9-3
	TOTALS	40	2,372	110	0	1,082	2.78	.908	21-14-5
Dryden	61-62	1	60	2	0	--	3.00	--	0-0-1
Dyck	71-72	10	554	43	1	--	4.66	--	4-4-2
Eliot	88-89	23	969	59	0	397	3.65	.871	8-6-2
Fitzsimmons	97-98	1	6	0	0	4	0.00	1.000	0-0-0
Flaherty	72-73	2	27	4	0	--	9.00	--	0-0-0
Fleury	57-58	2	120	10	0	--	5.00	--	0-2-0
Ford	88-89	19	1,075	60	2	451	3.35	.883	12-4-1
Ford	89-90	19	1,076	69	0	441	3.85	.865	7-6-4
	TOTALS	38	2,151	129	2	892	3.60	.873	19-10-5
Fuhr	93-94	5	310	10	0	143	1.94	.935	3-0-2
Fullerton	14-15	1	57	3	0	31	3.14	.912	0-1-0
Gamble	66-67	5	300	25	0	--	5.00	--	3-2-0
Gardner	70-71	4	240	13	0	--	3.25	--	0-1-3
Gravel	90-91	3	159	10	0	88	3.77	.898	1-2-0
Guggenberger	13-14	1	65	1	0	41	0.92	.976	0-0-1
Hackett	12-13	3	185	5	0	105	1.62	.955	3-0-0
Hackett	13-14	33	1,952	100	0	880	3.07	.898	13-17-2
Hackett	14-15	16	934	43	0	403	2.76	.904	8-5-3
	TOTALS	52	3,071	148	0	1,468	2.89	.899	24-23-3
Hammond	19-20	33	1,923	81	4	795	2.53	.908	16-12-3
Hardy	69-70	11	494	35	0	--	4.25	--	1-4-2
Harrison	82-83	29	1,535	110	0	--	4.30	--	11-11-3
Hillebrandt	97-98	3	101	5	0	39	2.94	.890	2-0-0
Hodge	56-57	41	2,460	132	2	--	3.22	--	17-18-5



ALL-TIME GOALTENDER CAREER STATS

History

AMERKS ALL-TIME GOALTENDER CAREER STATS

GOALTENDER	YEAR	GP	MIN	GA	SO	SAVES	GAA	SV PCT	W-L-T
Hodge	58-59	4	240	12	0	--	3.00	--	2-2-0
	TOTALS	45	2,700	144	2	--	3.20	--	19-20-5
Horn	92-93	6	304	22	0	145	4.34	.868	3-1-1
	93-94	25	1,394	81	0	559	3.49	.873	9-9-5
	TOTALS	31	1,698	103	0	704	3.63	.872	12-10-6
Houser	20-21	4	232	9	0	110	2.33	.924	1-3-0
	21-22	11	584	29	0	261	2.98	.900	5-4-0
	TOTALS	15	816	38	0	371	2.79	.907	6-7-0
Ireland	79-80	29	1,562	94	0	--	3.61	--	9-10-5
Johansson	16-17	7	421	20	0	166	2.85	.892	3-3-1
	17-18	7	355	23	0	143	3.89	.861	4-3-0
	18-19	5	266	10	0	126	2.26	.926	4-1-0
	19-20	22	1,212	46	2	538	2.28	.921	14-4-3
	TOTALS	41	2,255	99	2	973	2.63	.908	25-11-4
Kasdorf	16-17	3	177	17	0	82	5.75	.828	0-3-0
	17-18	1	20	1	0	9	3.00	.900	0-0-0
	TOTALS	4	197	18	0	91	5.47	.835	0-3-0
Ketterer	93-94	32	1,775	110	1	773	3.72	.875	9-15-5
	94-95	47	2,564	154	1	1,193	3.60	.886	19-20-3
	TOTALS	79	4,339	264	2	1,966	3.65	.881	28-35-8
Knapp	12-13	7	413	23	0	191	3.34	.893	1-6-0
	13-14	3	178	12	0	85	4.04	.876	0-3-0
	TOTALS	10	591	35	0	276	3.55	.887	1-9-0
Knickle	81-82	31	1,756	108	1	--	3.69	--	10-12-5
	82-83	4	142	11	0	--	4.64	--	0-3-0
	TOTALS	35	1,898	119	1	--	3.76	--	10-15-5
Kolzig	92-93	48	2,738	168	0	1,253	3.68	.882	25-16-4
Kuntar	96-97	21	1,052	60	0	475	3.42	.888	6-9-3
Leggio	11-12	54	3,243	142	2	1,579	2.63	.917	28-24-2
	12-13	64	3,799	162	4	1,957	2.56	.924	38-24-9
	TOTALS	118	7,042	304	6	3,536	2.59	.921	66-48-11
Lehman	01-02	1	20	2	0	8	6.00	.800	0-0-0
Lehner	15-16	3	178	10	0	79	3.36	.888	1-2-0
Leighton	05-06	40	2,316	124	2	978	3.21	.887	15-22-1
Lekkas	20-21	7	403	29	0	183	4.32	.863	1-5-1



ALL-TIME GOALTENDER CAREER STATS

History

AMERKS ALL-TIME GOALTENDER CAREER STATS

GOALTENDER	YEAR	GP	MIN	GA	SO	SAVES	GAA	SV PCT	W-L-T
Lemay	75-76	1	20	1	0	--	3.00	--	0-0-0
Leslie	01-02	1	59	3	0	25	3.06	.893	0-1-0
Lieuwen	12-13	4	204	9	1	102	2.65	.919	1-2-0
Lieuwen	13-14	32	1,796	70	2	830	2.34	.922	17-11-2
Lieuwen	14-15	16	820	45	0	340	3.29	.883	4-9-0
Lieuwen	15-16	28	1,589	77	2	765	2.91	.909	14-11-2
	TOTALS	80	4,409	201	5	2,037	2.73	.910	36-33-4
Littman	89-90	14	681	37	0	270	3.26	.879	5-6-1
Littman	90-91	56	3,155	160	3	1,201	3.04	.882	33-13-5
Littman	91-92	60	3,498	172	3	1,557	2.95	.901	28-20-9
	TOTALS	130	7,334	369	6	3,028	3.02	.891	66-39-15
Lorenz	99-00	4	168	15	0	82	5.36	.845	0-2-1
Luukkonen	18-19	1	60	2	0	32	2.00	.941	1-0-0
	19-20	10	610	32	0	221	3.15	.874	3-4-3
	20-21	14	817	49	0	389	3.90	.888	7-5-2
	21-22	35	2,032	111	1	997	3.28	.900	15-14-6
	TOTALS	60	3,519	194	1	1,639	3.31	.894	26-23-11
Luce	90-91	3	184	6	1	91	1.96	.938	1-1-1
MacIntyre	11-12	23	1,375	73	1	652	3.19	.899	8-12-2
Makarov	13-14	10	601	22	0	280	2.20	.927	7-3-0
Makarov	14-15	39	2,209	107	3	1,014	2.91	.905	16-18-3
Makarov	15-16	22	1,210	57	1	619	2.82	.916	9-9-2
	TOTALS	71	4,020	186	4	1,913	2.78	.911	32-30-5
Malarchuk	91-92	2	120	3	1	54	1.50	.947	2-0-0
Markstrom	10-11	37	2,174	108	1	1,051	2.98	.907	16-20-1
Marotta	14-15	1	20	2	0	9	6.00	.818	0-0-0
McNamara, B	83-84	5	171	15	0	--	5.26	--	1-1-0
McNamara, B	84-85	12	561	53	0	254	5.87	.827	3-7-0
McNamara, B	85-86	8	334	31	0	131	5.56	.809	0-5-0
	TOTALS	25	1,066	99	0	385	5.57	--	4-13-0
McNamara, G	59-60	2	120	13	0	--	6.50	--	0-2-0
McNamara, G	60-61	1	60	5	0	--	5.00	--	0-1-0
McNamara, G	62-63	32	1,922	123	1	--	3.84	--	9-19-3
	TOTALS	35	2,102	141	1	--	3.37	--	9-22-3
McNeil	57-58	68	4,077	229	5	--	3.37	--	29-33-6
McNeil	58-59	66	3,958	190	2	--	2.88	--	32-29-5
	TOTALS	134	8,035	419	7	--	3.13	--	61-62-11



ALL-TIME GOALTENDER CAREER STATS

History

AMERKS ALL-TIME GOALTENDER CAREER STATS

GOALTENDER	YEAR	GP	MIN	GA	SO	SAVES	GAA	SV PCT	W-L-T
Menges	92-93	2	40	5	0	14	7.50	.737	0-0-0
Mezin	96-97	7	386	31	0	166	4.82	.843	3-3-1
Millar	69-70	11	577	52	0	--	5.41	--	0-6-3
Miller	02-03	47	2,817	110	2	1,266	2.34	.920	23-18-5
Miller	03-04	60	3,579	132	5	1,628	2.21	.925	27-25-7
Miller	04-05	63	3,741	153	8	1,814	2.45	.922	41-17-4
Miller	05-06	2	120	5	0	40	2.50	.889	1-1-0
	TOTALS	172	10,257	400	15	4,748	2.34	.922	92-61-16
Mior	09-10	7	416	21	0	206	3.03	.907	3-4-0
Muse	16-17	14	741	38	1	369	3.08	.907	3-8-0
Myre	82-83	43	2,543	156	0	--	3.68	--	28-8-5
Myre	83-84	33	1,803	104	3	--	3.46	--	19-9-1
	TOTALS	76	4,346	260	3	--	3.59	--	47-17-6
Nagle	14-15	2	119	9	0	79	4.53	.886	0-2-0
Noronon	99-00	54	3,089	112	6	1,296	2.18	.920	33-13-4
Noronon	00-01	47	2,753	100	4	1,043	2.18	.913	26-15-5
Noronon	01-02	45	2,764	115	3	1,102	2.50	.906	16-17-12
Noronon	02-03	19	1,169	55	2	513	2.82	.903	5-9-5
Noronon	05-06	2	121	6	0	53	2.99	.898	0-2-0
	TOTALS	167	9,896	388	15	4,007	2.35	.912	80-56-26
Osaer	05-06	1	60	3	0	33	3.02	.917	0-1-0
Paavola	80-81	25	1,361	98	0	--	4.32	--	3-15-2
Paavola	81-82	3	140	12	0	--	5.16	--	1-2-0
	TOTALS	28	1,501	110	0	--	4.40	--	4-17-2
Parent	95-96	2	90	6	0	42	4.02	.875	0-1-0
Parker	79-80	2	80	10	0	--	7.50	--	0-1-0
Parro	77-78	46	2,696	164	0	--	3.65	--	25-16-3
Parro	78-79	36	2,047	130	2	--	3.81	--	12-15-6
	TOTALS	82	4,743	294	2	--	3.72	--	37-31-9
Parson	93-94	3	176	12	0	61	4.10	.836	1-2-0
Pelletier	05-06	39	2,198	120	0	1,003	3.28	.893	21-15-1
Pelletier	06-07	4	244	10	0	120	2.46	.917	4-0-0
	TOTALS	43	2,442	130	0	1,123	3.19	.887	25-15-1
Perno	96-97	2	38	1	0	7	1.60	.875	0-0-0
Perreault	56-57	24	1,440	66	3	--	2.75	--	16-7-0



ALL-TIME GOALTENDER CAREER STATS

History

AMERKS ALL-TIME GOALTENDER CAREER STATS

GOALTENDER	YEAR	GP	MIN	GA	SO	SAVES	GAA	SV PCT	W-L-T
Perreault	62-63	10	600	27	0	--	2.70	--	4-4-2
Perreault	65-66	41	2,361	121	3	--	3.07	--	26-12-1
Perreault	66-67	54	3,149	158	4	--	3.01	--	28-19-5
Perreault	67-68	57	3,101	149	6	--	2.88	--	29-16-7
Perreault	68-69	19	913	63	0	--	4.14	--	5-9-2
	TOTALS	205	11,564	584	16	--	3.03	--	108-67-17
Peters	14-15	7	397	27	0	210	4.07	.886	1-6-0
Petizian	09-10	1	60	4	0	26	4.02	.867	0-1-0
Petizian	10-11	1	40	1	0	12	1.51	.923	0-0-1
	TOTALS	2	100	5	0	38	3.00	.884	0-1-1
Pettie	76-77	43	2,464	131	2	--	3.19	--	25-15-1
Pettie	77-78	32	1,899	107	2	--	3.38	--	16-12-4
Pettie	78-79	9	453	39	0	--	5.17	--	0-7-1
	TOTALS	84	4,816	277	4	--	3.45	--	41-34-6
Plante	07-08	25	1,451	86	0	665	3.56	.885	6-16-1
Plante	08-09	19	904	49	0	452	3.25	.902	5-10-1
Plante	09-10	27	1,487	66	3	701	2.66	.914	12-12-1
Plante	10-11	35	1,942	101	1	1,003	3.12	.909	13-17-2
	TOTALS	106	5,784	302	4	2,821	3.13	.903	36-55-5
Puppa	85-86	20	1,092	79	0	540	4.34	.872	8-11-0
Puppa	86-87	57	3,129	146	1	1,319	2.80	.900	33-14-6
Puppa	87-88	26	1,415	65	2	624	2.76	.906	14-8-2
Puppa	91-92	2	119	9	0	44	4.54	.830	0-2-0
	TOTALS	105	5,755	299	3	2,527	3.12	.894	55-35-8
Pye	91-92	8	331	15	0	125	2.72	.893	1-4-0
Pye	92-93	26	1,426	107	0	686	4.50	.865	9-14-2
Pye	93-94	19	980	70	0	462	4.29	.868	7-7-2
	TOTALS	53	2,737	192	0	1,273	4.21	.869	17-25-4
Raymond	94-95	29	1,593	92	0	751	3.47	.891	13-10-4
Reece	74-75	42	2,486	121	1	--	2.92	--	19-16-7
Reece	76-77	32	1,887	111	1	--	3.53	--	15-14-3
	TOTALS	74	4,373	232	2	--	3.18	--	34-30-10
Rein	88-89	15	676	39	2	289	3.46	.881	5-6-2
Richards	87-88	7	270	18	0	106	4.00	.855	1-1-2
Robson	21-22	10	588	37	0	265	3.78	.877	5-3-2
Salak	09-10	48	2,557	123	1	1,245	2.89	.910	29-14-0
Shantz	06-07	2	120	9	0	66	4.50	.880	1-1-0
Shantz	07-08	14	780	53	0	334	4.13	.863	1-10-1
Shantz	08-09	12	690	30	1	359	2.61	.923	3-6-2



ALL-TIME GOALTENDER CAREER STATS

History

AMERKS ALL-TIME GOALTENDER CAREER STATS

GOALTENDER	YEAR	GP	MIN	GA	SO	SAVES	GAA	SV PCT	W-L-T
	TOTALS	28	1,590	92	1	759	3.48	.892	5-17-3
Shields	94-95	13	674	53	0	258	4.72	.830	3-8-0
Shields	95-96	43	2,356	140	1	1,148	3.56	.891	20-17-2
Shields	96-97	23	1,331	60	1	634	2.70	.914	14-6-2
Shields	97-98	1	59	3	0	23	3.05	.809	0-1-0
	TOTALS	80	4,420	256	2	2,063	3.47	.890	37-32-4
Simmons	61-62	51	3,063	166	0	--	3.30	--	24-22-4
Simmons	62-63	9	540	27	1	--	3.00	--	4-5-0
	TOTALS	60	3,603	193	1	--	3.21	--	28-27-4
Skudra	00-01	2	120	5	0	53	2.50	.914	2-0-0
Smith, Al	68-69	34	1,979	114	2	--	3.45	--	14-14-5
Smith, Gary	64-65	1	2	0	0	--	0.00	--	0-0-0
Smith, Gary	65-66	37	2,038	97	2	--	2.86	--	20-9-4
Smith, Gary	66-67	17	871	38	1	--	2.61	--	7-4-4
	TOTALS	55	2,911	135	3	--	2.78	--	27-13-8
Sneddon	73-74	31	1,810	114	1	--	3.78	--	15-9-6
Sneddon	74-75	34	1,930	101	0	--	3.14	--	22-7-2
	TOTALS	65	3,740	215	1	--	3.45	--	37-16-8
Soderstrom	96-97	2	120	8	0	49	4.00	.860	2-0-0
Stauber	95-96	16	833	49	0	421	3.53	.896	6-7-1
Tanner	95-96	10	579	38	0	253	3.94	.869	3-6-1
Tokarski	20-21	2	120	5	0	68	2.51	.932	1-1-0
Trefilov	95-96	5	299	13	0	125	2.61	.906	4-1-0
Trefilov	97-98	3	138	6	0	73	2.59	.910	1-0-1
	TOTALS	8	437	19	0	198	2.60	.910	5-1-1
Tremblay	84-85	33	1,816	115	0	755	3.80	.868	13-10-8
Ullmark	15-16	28	1,582	90	0	831	3.41	.902	10-16-0
Ullmark	16-17	55	3,202	153	1	1,525	2.87	.909	26-27-2
Ullmark	17-18	44	2,579	105	2	1,242	2.44	.922	21-12-10
	TOTALS	127	7,363	348	3	3,598	2.84	.912	57-55-12
Wakaluk	86-87	11	546	26	0	262	2.86	.910	2-2-3
Wakaluk	87-88	55	2,763	159	0	1,178	3.45	.881	27-15-3
Wakaluk	88-89	33	1,566	97	1	645	3.72	.869	11-14-0
Wakaluk	89-90	56	3,095	173	2	1,307	3.35	.883	31-16-4
Wakaluk	90-91	26	1,362	68	4	615	2.99	.900	10-10-3
	TOTALS	181	9,332	523	7	4,007	3.36	.884	81-57-13
Walsh	79-80	50	2,889	196	0	--	4.07	--	17-27-5



ALL-TIME GOALTENDER CAREER STATS

History

AMERKS ALL-TIME GOALTENDER CAREER STATS

GOALTENDER	YEAR	GP	MIN	GA	SO	SAVES	GAA	SV PCT	W-L-T
Wamsley	59-60	2	120	7	0	--	3.50	--	0-1-1
Wedgewood	18-19	48	2,712	121	5	1,195	2.68	.908	28-14-2
Wetzel	67-68	10	495	28	1	--	3.39	--	4-2-2
Whidden	69-70	59	3,248	221	0	--	4.08	--	17-28-11
Wilcox	17-18	29	1,655	77	0	719	2.79	.903	12-7-7
	18-19	28	1,531	72	0	618	2.82	.896	13-8-5
	TOTALS	57	3,186	149	0	1,337	2.81	.900	25-15-12
Williams	21-22	2	118	11	0	49	5.62	.817	0-1-1
Wood	68-69	18	1,012	64	0	--	3.79	--	5-10-1
Zimmerman	67-68	13	584	40	1	--	4.19	--	4-6-0
Zimmerman	68-69	11	533	48	0	--	5.40	--	1-5-3
Zimmerman	70-71	25	1,288	81	0	--	3.77	--	7-13-1
Zimmerman	71-72	42	2,177	127	1	--	3.50	--	15-16-5
Zimmerman	72-73	58	3,254	192	2	--	3.54	--	24-23-9
Zimmerman	73-74	46	2,752	133	1	--	2.90	--	27-12-7
	TOTALS	195	10,588	621	5	--	3.52	--	78-75-25

*Gerry Cheevers' minutes played in 1961-62 may include five games played with Pittsburgh.

Bold blue indicates played for Amerks last season.



AMERKS AHL ALL-TIME LEADERS

History

GAMES PLAYED

PLAYER	RECORD
1. Willie Marshall	1,205
2. Fred Glover	1,201
3. Bryan Helmer	1,117
4. Harry Pidhirny	1,071
5. Mike Nykoluk	1,069
6. Jody Gage	1,038
7. Rob Murray	1,018
8. Bill Needham	981
9. Ken Gernander	973
10. Jim Bartlett	955

GOALS

PLAYER	RECORD
1. Willie Marshall	523
2. Fred Glover	520
3. Jody Gage	504
4. Dick Gamble	468
5. Jimmy Anderson	426
6. Harry Pidhirny	376
7. Alexandre Giroux	368
8. Mitch Lamoureux	364
9. Jim Bartlett	360
10. Tim Tookey	353

ASSISTS

PLAYER	RECORD
1. Willie Marshall	852
2. Fred Glover	814
3. Mike Nykoluk	686
4. Tim Tookey	621
5. Keith Aucoin	581
6. Art Stratton	555
7. Jody Gage	544
8. Peter White	533
9. Bill Sweeney	510
10. Darren Haydar	496

POINTS

PLAYER	RECORD
1. Willie Marshall	1,375
2. Fred Glover	1,334
3. Jody Gage	1,048
4. Tim Tookey	974
5. Dick Gamble	892
6. Mike Nykoluk	881
7. Keith Aucoin	857
8. Harry Pidhirny	829
9. Jimmy Anderson	821
10. Mitch Lamoureux	816

PENALTY MINUTES

PLAYER	RECORD
1. Dennis Bonvie	4,290
2. Rob Murray	2,940
3. Peter Vandermeer	2,772
4. Francis Lessard	2,682
5. Shawn Thornton	2,478
6. Fred Glover	2,402
7. Brent Thompson	2,084
8. Serge Roberge	1,974
9. Greg Smyth	1,970
10. Rocky Thompson	1,919

WINS

PLAYER	RECORD
1. Johnny Bower	359
2. Marcel Paille	349
3. Gil Mayer	*346
4. Harvey Bennett	260
5. Frederic Cassivi	232
6. Bob Perreault	*229
7. Gord Henry	226x
8. Red Almas	218
9. Nick Damore	211
10. Neil Little	203

Bold and blue indicates former Amerk players

** Does not include totals from 1958-59 (Hershey)*



AMERKS HALL OF FAME

History

AMERKS HALL OF FAME

CLASS OF 1986

AL ARBOUR	Defenseman, 1962-67
NORMAN "RED" ARMSTRONG	Right Wing, 1962-71
JOE CROZIER	Coach, 1963-68; 1983-84 General Manager, 1964-68
DICK GAMBLE	Left Wing, 1961-70 General Manager, 1968-71
BRONCO HORVATH	Center, 1956-57; 1962-69
BOBBY PERREAULT	Goaltender, 1956-57; 1962-63; 1965-66
DARRYL SLY	Defenseman, 1960-68; 1970-71; 1972-1974
HANS TANNER	Reporter/Historian, 1956-77

CLASS OF 1987

GERRY CHEEVERS	Goaltender, 1961-65
DON CHERRY	Player, 1963-69; 1971-72 Coach, 1972-74 General Manager, 1972-74
GERRY EHMAN	Right Wing, 1960-67

CLASS OF 1988

ROBERT W. CLARKE	Franchise Organizer
JOHN DEN HAMER	Director of Operations, 1972-79
LES DUFF	Left Wing, 1963-70
STAN SMRKE	Left Wing, 1957-58; 1959-67

CLASS OF 1989

GORDIE CLARK	Right Wing, 1974-78
DOUG GIBSON	Center, 1974-77

CLASS OF 1990

BARRY MERRELL	Center, 1972-77
---------------	-----------------

CLASS OF 1991

DUANE RUPP	Defenseman, 1963-67; 1975-77 Coach, 1976-79
GEORGE BERGANTZ	General Manager, 1979-88

AMERKS HALL OF FAME

CLASS OF 1992

RON GARWASIUK	Left Wing, 1974-80
---------------	--------------------

CLASS OF 1993

GEORDIE ROBERTSON	Center, 1979-85; 1988-89
STEVE KRAFTCHECK	Defenseman, 1958-62 Coach, 1958-61

AL DEETH	Press Box Statistician, 1960-72 Official Scorer, 1972-83
----------	---

CLASS OF 1994

MIKE KEENAN	Coach, 1980-83
-------------	----------------

CLASS OF 1996

JIM PAPPIN	Right Wing, 1960-68
BILL GIVENS	Broadcaster, 1964-72

CLASS OF 1998

JIM HOFFORD	Defenseman, 1984-90
SAM TOTH	Contributor

CLASS OF 1999

JODY GAGE	Right Wing, 1985-96 General Manager, 1996-2009
-----------	---

CLASS OF 2000

JACQUES CLOUTIER	Goaltender, 1980-86; 1988-89
MAL DAVIS	Right Wing, 1981-86
JOHN VAN BOXMEER	Coach, 1984-90; 1992-95

CLASS OF 2001

JIM JACKSON	Right Wing, 1985-1990
CHARLIE MASON	Zamboni Driver/Building Employee, 1955-2003

CLASS OF 2002

BOB MONGRAIN	Center, 1979-84
--------------	-----------------

CLASS OF 2003

DAN FRAWLEY	Right Wing, 1990-93; 1995-98
ED HOUSE	Contributor

CLASS OF 2004

DAVE FENYVES	Defenseman, 1980-85; 1986-87
--------------	------------------------------



AMERKS HALL OF FAME

History

AMERKS HALL OF FAME

CLASS OF 2005

DON McSWEEN Defenseman, 1987-92

CLASS OF 2006

SCOTT METCALFE Center, 1987-91; 1993-98

CLASS OF 2007

JOHN BEDNARSKI Defenseman, 1972-73; 1980-81
Color Commentator, 1985-2005
& Humanitarian

CLASS OF 2008

GATES ORLANDO Center, 1983-88

CRAIG CHARRON Center, 1995-1998; 2000-02

CLASS OF 2009

LARRY HILLMAN Defenseman, 1961-62; 1963-68

CLASS OF 2010

RANDY CUNNEYWORTH Left Wing, 1980-85; 1998-00
Head Coach, 2000-08, 2015-16

JIM WIEMER Defenseman, 1981-85; 1994-95

KENT WEISBECK Athletic Trainer, 1985-Present

CLASS OF 2011

DOUG HOUDA Defenseman, 1995-96, 1999-03
Assistant Coach, 2003-06

DON STEVENS Broadcaster, 1986-Present

CLASS OF 2012

RICK PAGNUTTI Defenseman, 1972-76

DARCY WAKALUK Goaltender, 1986-91

CLASS OF 2013

DANE JACKSON Right Wing, 1995-99, 1999-01

RICH FUNKE Television Sports/News Anchor, 1971-2012

CLASS OF 2014

MIKE HURLBUT Defenseman, 1997-98, 2001-02

CLASS OF 2015

CHRIS TAYLOR Center, 1999-06, 2009-11
Head Coach, 2017-20

AMERKS HALL OF FAME

CLASS OF 2016

Richie Dunn Defenseman, 1985-90

Daren Puppa Goaltender, 1985-88, 1991

Amerks Booster Club 1966 - Present

CLASS OF 2017

Kevin Oklobzija Team Reporter, 1985-2016

Scott Nichol Center, 1994-00

CLASS OF 2018

Martin Biron Goaltender, 1997-01

CLASS OF 2019

Doug Janik Defenseman, 2001-06

Steve Langdon Right Wing, 1974-79

CLASS OF 2020

Domenic Pittis Center, 1998-2000; 2003-04

CLASS OF 2021

No inductees due to COVID-19 pandemic

CLASS OF 2022

No inductees due to COVID-19 restrictions

RETIRED JERSEYS

#6 Norman "Red" Armstrong

Number Retired: December 20, 1974

Banner Raised: October 11, 1985

#9 Dick Gamble

March 19, 1999

#9 Jody Gage

March 19, 1999



AMERKS ALUMNI 1956-2022

History

A

PLAYER	YEARS
ADAM, Luke	11-12, 12-13, 13-14, 14-15
ADDUONO, Jeremy	99-00, 00-01, 01-02
ADDUONO, Rick	75-76, 76-77, 77-78
AFINOGENOV, Maxim	99-00
AIKINS, Justin	07-08
AKESON, Jason	15-16
ALDCORN, Gary	56-57, 57-58, 58-59
ALDOUS, Chris	99-00
ALDRED, Jim	83-84, 84-85, 85-86
ALIU, Akim	14-15
ALLEN, Conor	17-18
ALT, Mark	21-22
AMBROZIAK, Peter	91-92, 92-93, 93-94, 94-95
AMODEO, Mike	75-76
ANDERSON, Brad	77-78
ANDERSON, Craig	2006-07
ANDERSON, Earl	76-77, 77-78
ANDERSON, Mike	85-86
ANDERSON, Murray	70-71
ANDERSON, Shawn	86-87, 87-88, 88-89, 89-90
ANDERSSON, Mikael	85-86, 86-87, 87-88, 88-89
ANGOTTI, Lou	62-63, 63-64
ANNABLE, John	56-57
AQUIN, Pascal	18-19, 19-20
ARBOUR, Al	62-63, 63-64, 64-65, 65-66, 66-67
ARMIA, Joel	13-14, 14-15
ARMSTRONG, Bob	62-63
ARMSTRONG, Norm	62-63, 63-64, 64-65, 65-66, 66-67, 67-68, 68-69, 69-70, 70-71, 72-73
ARMY, Bill	80-81
ASKEY, Tom	00-01, 01-02, 02-03, 03-04, 04-05
ASMUNDSON, Freeman	64-65
ASPLUND, Rasmus	18-19, 19-20, 20-21
ASTLEY, Mark	94-95
ASTON, Peter	07-08, 08-09, 09-10
ATTWELL, Ron	57-58
ATWAL, Arvin	17-18, 18-19
AUBRY, Pierre	80-81
AUBRY, Serge	70-71, 71-72
AUDETTE, Donald	89-90, 90-91, 92-93
AUGE, Les	75-76
AUSTIN, Brady	14-15, 15-16, 16-17
AVIANI, Mike	16-17

B

PLAYER	YEARS
BABIUK, Ed	59-60, 62-63, 63-64
BACKSTROM, Ralph	57-58
BAGNALL, Drew	13-14, 14-15
BAIER, Paul	07-08, 10-11
BAILEN, Nick	12-13
BAILEY, Justin	15-16, 16-17, 17-18, 18-19

B

PLAYER	YEARS
BAILEY, Kyle	11-12
BAKER, Kevin	08-09
BALES, Mike	97-98
BALFOUR, Earl	56-57, 57-58
BALFOUR, Murray	58-59
BANIKA, Cory	93-94
BAPTISTE, Nick	15-16, 16-17, 17-18
BARLOW, Bob	67-68
BARNABY, Matthew	93-94, 94-95
BARRASSO, Tom	84-85
BARRETT, Paul	78-79
BARRIE, Mike	94-95
BARTOVIC, Milan	00-01, 01-02, 02-03, 03-04, 04-05
BASEGGIO, Dave	89-90, 90-91, 91-92
BATTAGLIA, Bates	10-11
BAUMAN, Gary	67-68
BAUN, Bob	56-57
BAVIS, Mike	93-94, 94-95
BAYLIS, Ted	65-66
BEATON, Kevin	85-86
BEATTIE, Jason	12-13
BEAUDOIN, Mathieu	07-08
BEAVERSON, Luke	07-08, 08-09, 09-10
BECKFORD-TSEU, Chris	08-09, 09-10
BEDARD, Jim	79-80
BEDNAR, Jared	97-98
BEDNARSKI, John	72-73, 80-81
BENAZIC, Cal	94-95
BENDICKSON, Aaron	10-11
BENNETT, Bill	77-78, 78-79
BENNETT, Mac	16-17
BENNETT, Ryan	04-05
BERKHOEL, Adam	06-07
BERNARD, Mark	92-93
BERNHARDT, Tim	81-82
BEST, Bill	74-75
BEVERIDGE, Craig	69-70, 70-71
BIEGA, Alex	11-12, 12-13
BIENVENUE, Daniel	97-98
BIGGS, Don	90-91
BILOTTO, NIC	02-03
BIRO, Brandon	20-21, 21-22
BIRON, Martin	97-98, 98-99, 99-00, 00-01
BISHOP, Hunter	12-13
BAIER, Eric	16-17
BLACK, James	93-94
BLACKBURN, Bob	71-72
BLACKBURN, Don	66-67, 70-71
BLACKWATER, Judd	08-09
BLACKWELL, Colin	17-18
BLAD, Brian	93-94
BLOCK, Ken	67-68, 68-69, 69-70, 70-71, 71-72



AMERKS ALUMNI 1956-2022

History

B

PLAYER	YEARS
BLOOD, Bob	78-79
BLUE, John	95-96
BLUJUS, Dylan	20-21
BODAK, Bob	83-84
BODDY, Greg	71-72
BODIE, Mat	16-17
BOH, Aaron	95-96
BOIKOV, Alexandre	98-99
BOISVERT, Gil	56-57
BOKA, Nick	21-22
BOLAND, Mike	79-80, 80-81
BOLIBRUCK, Kevin	00-01, 02-03
BOLTON, Hugh	57-58
BONAR, Graeme	88-89
BONIN, Marcel	58-59
BONIS, Kyle	16-17
BONNEAU, Jimmy	09-10
BOOMHOWER, Shaw	19-20
BOOTH, David	06-07
BOOTH, Derek	93-94
BORDSON, Rob	11-12
BORGEN, Will	17-18, 18-19, 19-20
BOSTON, Scott	94-95
BOTTERILL, Jason	02-03, 03-04, 04-05
BOULTON, Eric	99-00
BOUCHARD, Dick	58-59
BOUCHER, Philippe	92-93, 93-94, 94-95
BOWLES, Brian	73-74
BOWMAN, Collin	15-16
BOYCE, Ian	90-91, 91-92
BOYCHUK, Riley	11-12
BOYER, Wally	60-61, 61-62, 63-64, 64-65, 65-66
BUCKLEY, Tom	99-00
BRADLEY, John	91-92
BRADY, Ian	16-17
BRASSARD, Gaston	62-63
BRASSARD, Gus	63-64
BREDIN, Gary	71-72, 73-74
BREEN, Mike	79-80, 80-81
BRENNAN, T.J.	11-12, 12-13
BRENNEMAN, John	66-67
BREWER, Carl	58-59
BRIGHT, Chris	93-94
BRINDLEY, Doug	71-72
BRINDLEY, Ryan	00-01, 01-02
BRINE, David	06-07, 07-08, 08-09, 09-10
BRODERICK, Ken	74-75, 75-76
BRODEUR, Mike	08-09
BROOKS, Ross	75-76
BROWN, Arnie	61-62, 62-63, 63-64
BROWN, Cam	92-93
BROWN, Curtis	95-96, 96-97

B

PLAYER	YEARS
BROWN, Greg	90-91, 91-92, 92-93
BROWNSCHIDLE, Jack	86-87
BRUBAKER, Jeff	78-79
BRUNEL, Craig	00-01
BRYDGES, Paul	86-87, 87-88, 88-89
BRYSON, Jacob	19-20, 20-21
BURCHELL, Skippy	57-58
BURNS, Gary	78-79, 84-85
BURRIDGE, Randy	97-98
BURROWES, Guy	72-73
BUSENBURG, Marc	00-01, 01-02
BUTLER, Doug	78-79
BUTLER, Ross	73-74
BURGDOERFER, Erik	16-17
BURT, Cameron	14-15
BURTON, Jarrett	19-20
BURTON, Jim	86-87
BYERS, Mike	67-68, 76-77
BYLSMA, Dan	92-93

C

PLAYER	YEARS
CAINES, Doug	80-81
CAIRNS, Matthew	21-22
CALDER, Adam	99-00, 01-02
CALLA, Brady	07-08, 08-09, 09-10, 10-11
CALLAHAN, Joe	10-11
CAMPBELL, Brian	98-99, 99-00, 00-01, 01-02
CAMPBELL, Gregory	05-06
CAMPBELL, Scott	94-95
CAMPBELL, Scott	11-12
CANTU, Kris	97-98
CAPELLO, Jeff	87-88, 88-89
CAPSON, Greg	93-94
CARD, Mike	06-07, 07-08
CARLETON, Wayne	66-67, 68-69
CARLSON, Ross	08-09
CARNEY, Keith	91-92, 92-93
CARR, Gary	76-77, 77-78, 78-79
CARRIER, William	14-15, 15-16, 16-17
CARTER, Billy	56-57, 57-58, 58-59
CARTER, Ron	80-81, 81-82
CARUSO, Mike	08-09, 09-10, 10-11
CASSIDY, Tom	78-79
CASSELMAN, Mike	97-98
CATENACCI, Dan	12-13, 13-14, 14-15, 15-16, 16-17
CERNICH, Kord	92-93
CHADWICK, Ed	59-60, 60-61
CHAMPAGNE, Andre	63-64, 65-66, 67-68, 68-69, 69-70
CHAPMAN, BRIAN	03-04
CHAPMAN, Josh	15-16
CHARRON, Craig	95-96, 96-97, 97-98, 00-01, 01-02



AMERKS ALUMNI 1956-2022

History

C

PLAYER

YEARS

CHEEVERS, Gerry	61-62, 62-63, 63-64, 64-65
CHERRY, Don	63-64, 64-65, 65-66, 66-67, 67-68, 68-69, 71-72
CHEVERIE, Marc	10-11
CHIASSON, Dominic	01-02
CHIPCHASE, Jack	63-64, 67-68, 68-69, 69-70
CHIPPERFIELD, Ron	80-81
CHRISTOPOULOS, Billy	20-21
CIAVAGLIA, Peter	91-92, 92-93
CIERNY, Jozef	92-93
CIESLA, Hank	59-60, 60-61
CIPOLLA, Jason	99-00, 00-01
CIRONE, Jason	95-96
CLACKSON, Chris	10-11, 11-12
CLAIRMONT, Wayne	69-70
CLANCY, Terry	63-64, 64-65, 66-67
CLAPTON, Marty	01-02
CLARK, Gordie	74-75, 75-76, 76-77, 77-78
CLARK, Neil	65-66
CLARK, Neil	08-09
CLOUTIER, Jacques	80-81, 81-82, 82-83, 83-84, 84-85, 85-86, 88-89
CLOUTIER, Real	84-85
COLLEY, Kevin	01-02
COLLINS, Gary	56-57, 57-58
COLLINS, Dan	07-08, 08-09, 09-10
COMRIE, Adam	10-11
CONACHER, Brian	61-62, 65-66, 67-68
CONACHER, Cory	10-11
CONN, Rob	95-96
CONROY, Al	86-87
COOK, Bob	67-68, 68-69, 69-70, 70-71
COOLEY, Gaye	72-73
COOPER, David	93-94, 94-95, 95-96
COPELAND, Todd	94-95
CORBETT, Mike	63-64
CORKUM, Bob	89-90, 90-91, 91-92
CORNEL, Eric	14-15, 15-16, 16-17, 17-18, 18-19, 19-20
CORRIGAN, Mike	65-66, 66-67
COTE, Alain	80-81
COTE, Roger	59-60, 60-61, 61-62
COUGHLIN, Kevin	78-79
COWELL, Jim	80-81
CRAGGS, Lukas	21-22
CRAIG, Bob	72-73
CRAIG, Mike	84-85, 85-86, 86-87
CRAWFORD, Louis	82-83, 83-84, 84-85
CRAWFORD, Nick	11-12, 12-13, 13-14
CREIGHTON, Adam	84-85, 85-86
CREIGHTON, Dave	58-59, 59-60, 60-61
CREMA, Troy	16-17
CRESSMAN, Glen	56-67

C

PLAYER

YEARS

CRISCUOLO, Kyle	17-18, 18-19
CRONIN, Tom	85-86
CROWLEY, Paul	79-80, 80-81
CROZIER, Joe	59-60, 60-61
CULLEN, Barry	56-57
CULLEN, Brian	56-57
CULLEN, David	03-04, 04-05, 05-06
CULLEN, Mark	10-11
CULLIMORE, Jassen	07-08
CUNNEYWORTH, Randy	80-81, 81-82, 82-83, 83-84, 84-85, 98-99, 99-00
CUNNIFF, John	71-72
CURRAN, Brian	90-91, 91-92
CURRAN, Mike	76-77
CURRY, Floyd	58-59
CYR, Ray	57-58

D

PLAYER

YEARS

DADONOV, Evgeny	09-10, 10-11
DALPE, Zac	14-15
D'AMIGO, Jerry	14-15, 15-16
DANFORTH, Justin	16-17, 17-18
DANIELS, Kimbi	96-97
DASKALAKIS, Cleon	87-88
DAUBENSPECK, Kirk	99-00, 00-01
DAVID, Richard	80-81
DAVIDSON, Brandon	20-21, 21-22
DAVIDSON, Matt	97-98, 98-99, 99-00
DAVIS, Mal	81-82, 82-83, 83-84, 84-85, 85-86
DAWE, Jason	93-94, 94-95, 95-96, 03-04
DEA, Jean-Sebastien	19-20, 20-21
DeGRAY, Dale	89-90, 90-91
DeGRAY, John	09-10
DELL, Aaron	21-22
DEL MONTE, Dion	99-00
DEL MONTE, Ryan	10-11
DELMORE, Andy	03-04
DENNIS, Adam	06-07, 07-08
DERKSEN, Duane	93-94
DESCHENES, Frederic	96-97
DeSIMONE, Nick	20-21
DESLAURIERS, Jacques	56-57
DESLAURIERS, Nick	13-14
DICKSON, John-Scott	09-10
DILLABOUGH, Bob	70-71
DINEEN, Bill	61-62
DiVITA, David	91-92, 92-93
DONALDSON, Mike	60-61, 61-62
DONNELLY, Mike	88-89, 89-90
DONOVAN, Matt	15-16
DOREMUS, Jack	21-22



AMERKS ALUMNI 1956-2022

History

D

PLAYER	YEARS
DOREY, Jim	67-68
DORMAN, Rick	78-79
DOUGHERTY, Jack	18-19
DOUGLAS, Kent	63-64, 66-67, 69-70
DRADER, Daryl	77-78, 78-79, 79-80, 80-81
DRAKE, David	21-22
DRAPER, Bruce	61-62, 62-63
DRAPER, Tom	91-92, 92-93, 98-99
DROLET, Rene	75-76, 76-77, 77-78
DRYDEN, Dave	61-62
DUBUC, Michael	10-11
DUCO, Michael	08-09, 09-10, 10-11
DUFF, Les	63-64, 64-65, 65-66, 66-67, 67-68, 68-69, 69-70
DUFFY, Matt	08-09, 09-10
DUFRESNE, Sylvain	04-05, 05-06
DUMONT, J.P.	99-00
DUNCAN, Bob	56-57
DUNN, Dave	70-71, 71-72
DUNN, Richie	85-86, 86-87, 87-88, 88-89, 89-90
DUNVILLE, Doug	65-66, 69-70, 70-71, 71-72
DUPONT, Ray	64-65
DUPUIS, Marc	98-99, 99-00
DUPUY, Jean	15-16, 16-17
DUTIAUME, Mark	96-97, 97-98, 98-99, 99-00
DUSSIAUME, Ron	73-74
DYCK, Ed	71-72
DYKSTRA, Steve	82-83, 83-84, 84-85, 86-87, 87-88

E

PLAYER	YEARS
EATOUGH, Jeff	83-84
EDESTRAND, Darryl	65-66, 66-67, 76-77, 77-78
EDMUNDSON, Duke	60-61
EDWARDS, Maury	11-12
EGE, Wyatt	21-22
EHGOETZ, Barret	04-05, 10-11
EHMAN, Gerry	60-61, 61-62, 62-63, 63-64, 64-65, 65-66, 66-67
EIVOLA, Mauri	81-82
ELIE, Remi	18-19, 19-20, 20-21
ELIK, Bo	58-59
ELIOT, Darren	88-89
ELIOT, Mitch	21-22
ELLERBY, Keaton	08-09, 09-10, 10-11
ELLETT, Bob	72-73, 73-74
ELLIS, Matt	12-13, 13-14, 14-15, 15-16
EMMERSON, Riley	08-09
ESTEPHAN, Giorgio	15-16
EVANS, Doug	94-95

F

PLAYER	YEARS
FALK, Justin	16-17
FASCHING, Hudson	16-17, 17-18
FAST, T.J.	10-11
FAUBERT, Pierre-Luc	07-08
FAULKNER, Alex	60-61, 61-62
FAWCETT, Tyson	16-17
FEASBY, Scott	95-96, 96-97
FEDUN, Taylor	16-17, 17-18, 18-19
FEHR, Clint	81-82, 82-83, 83-84, 84-85
FENYVES, Dave	80-81, 81-82, 82-83, 83-84, 84-85, 86-87
FENTON, P.J.	10-11
FERGUSON, Doug	73-74
FERNER, Mark	85-86, 86-87, 87-88, 88-89
FIDLER, Joe	77-78
FIENHAGE, Corey	11-12, 12-13
FINLEY, Joe	11-12, 12-13
FISCHER, Ron	80-81, 81-82, 82-83, 83-84
FISHER, Craig	98-99, 99-00
FITCHNER, Bob	80-81
FITZGERALD, Casey	18-19, 19-20, 20-21, 21-22
FITZPATRICK, Rory	01-02, 02-03, 04-05, 08-09, 09-10
FITZSIMMONS, Jason	97-98
FLAHERTY, Pat	72-73
FLEMING, Bob	91-92
FLEMMING, Reg	58-59, 59-60
FLETT, Bill	63-64
FLEURY, Jerry	57-58
FLICHEL, Todd	92-93, 93-94
FLORENTINO, Anthony	16-17
FLOYD, Larry	81-82
FLYNN, Brian	11-12, 12-13
FOCHT, Dan	05-06
FOGAL, Ron	72-73
FOGARTY, Steven	20-21
FOLIGNO, Marcus	11-12, 12-13
FORBES, Mike	77-78, 78-79
FORD, Brian	88-89, 89-90
FOSTER, Dwight	77-78, 78-79
FOX, Jordan	09-10
FOY, Chris	94-95
FRANCO, Dominic	20-21, 21-22
FRASER, Jay	85-86, 86-87, 87-88
FRANCESCHETTI, Lou	91-92
FRAWLEY, Dan	90-91, 91-92, 92-93, 95-96, 96-97, 97-98
FUHR, Grant	93-94
FULLERTON, Travis	14-15
FUNK, Mike	06-07, 07-08



AMERKS ALUMNI 1956-2022

History

G

PLAYER	YEARS
GAGE, Jody	85-86, 86-87, 87-88, 88-89, 89-90, 90-91, 91-92, 92-93, 93-94, 94-95, 95-96
GALLANT, Bernie	80-81, 82-83
GAMBLE, Bruce	66-67
GAMBLE, Dick	61-62, 62-63, 63-64, 64-65, 65-66, 66-67, 67-68, 68-69, 69-70
GARBOWSKY, Matt	14-15, 15-16
GARDNER, George	70-71
GARDNER, Paul	85-86
GARDINER, Pete	03-04
GARRISON, Jason	08-09, 09-10
GARWASIUK, Ron	74-75, 75-76, 76-77, 77-78, 78-79, 79-80
GASSEAU, James	86-87, 87-88
GATES, Jr., Brent	20-21
GAUSTAD, Paul	02-03, 03-04, 04-05
GAUTHIER, Jean	73-74
GEIGER, Paul	16-17
GELECH, Randall	08-09
GERMAIN, Eric	94-95
GHAFFARI, Butrus	21-22
GIBSON, Doug	74-75, 75-76, 76-77
GILL, Sahir	17-18
GILLIES, Colton	13-14
GILLIS, Jere	82-83
GILMOUR, Dave	70-71
GILMOUR, John	19-20
GIONTA, Brian	17-18
GIRARD, Ken	57-58, 60-61
GIRGENSONS, Zemgus	12-13
GLASS, Tanner	06-07, 07-08, 08-09
GLENNIE, Brian	68-69
GLOBKE, Rob	05-06, 06-07, 07-08
GLOTOV, Vasily	17-18, 18-19
GODFREY, Warren	68-69
GOEBEL, Tommy	07-08
GOERS, Barry	17-18
GOFTON, John	68-69, 69-70
GOGOL, Brent	80-81
GONGALSKY, Igor	11-12
GOODFELLOW, Rich	83-84
GORDIOUK, Viktor	92-93, 93-94, 94-95
GORDON, Ben	10-11
GORMAN, Dave	81-82
GOSSELIN, Kurt	18-19
GOULAKOS, Spiro	15-16
GOULD, John	79-80
GOULD, Tim	69-70
GOULET, Alexandre	16-17
GOULET, Claude	67-68
GOYER, Gerry	69-70
GRAGNANI, Marc-Andre	07-08

G

PLAYER	YEARS
GRAHAM, Rod	72-73, 73-74, 74-75, 76-77, 77-78
GRAND-PIERRE, Jean-Luc	97-98, 98-99, 99-00
GRANT, Triston	10-11
GRATCHEV, Maxime	09-10
GRAVEL, Francois	90-91
GRAY, Terry	58-59
GRENVILLE, Chris	99-00
GRANT, Derek	16-17
GRETZKY, Keith	87-88, 88-89
GRIFFITH, Seth	17-18
GRIGORENKO, Mikhail	12-13, 13-14, 14-15
GRIMALDI, Joe	07-08
GRIMSHAW, Ryan	11-12, 13-14
GUAY, Francois	88-89, 89-90, 90-91
GUGGENBERGER, Mark	13-14
GUHLE, Brendan	15-16, 16-17, 17-18, 18-19
GUIDOTTI, Vince	93-94
GUPTILL, Alex	15-16

H

PLAYER	YEARS
HACKETT, Matt	12-13, 13-14, 14-15
HAGEL, Kyle	08-09
HAJDU, Richard	84-85, 85-86, 86-87, 87-88
HALKIDIS, Bob	86-87, 87-88, 88-89, 89-90
HALL, Don	59-60
HALL, Murray	67-68, 71-72
HALLER, Kevin	90-91, 91-92
HALWARD, Doug	75-76, 76-77, 77-78
HALYK, Chris	79-80, 80-81, 81-82
HAMEL, Denis	97-98, 98-99, 99-00, 02-03
HAMEL, Gilles	80-81, 81-82
HAMILTON, Jeff	82-83, 84-85, 85-86
HAMMOND, Andrew	19-20
HAMPSON, Ted	59-60
HAMPTON, Rick	83-84
HANCOCK, Quinn	00-01
HANNIGAN, Gordie	56-57
HANNIGAN, Pat	57-58, 59-60, 60-61
HANSIS, Ron	80-81
HARBARUK, Nick	64-65
HARDER, Mike	97-98, 98-99
HARDY, Claude	69-70
HARGRAVES, Jim	70-71, 71-72
HARPER, Warren	83-84, 84-85, 85-86, 86-87
HARRINGTON, John	79-80
HARRIS, Duke	67-68, 70-71, 71-72
HARRIS, Billy	56-57, 64-65
HARRISON, Paul	82-83
HART, Jayden	14-15
HART, Rich	75-76, 76-77
HARTLIEB, Ernie	09-10



AMERKS ALUMNI 1956-2022

History

H

PLAYER	YEARS
HARTMAN, Mike	87-88
HARVEY, Alain	78-79
HATOUM, Ed	71-72
HAWKINS, Brandon	20-21
HAWORTH, Alan	80-81, 81-82
HECL, Radoslav	02-03
HEDDEN, Mike	10-11
HELBLING, Timo	06-07
HENDRICKS, Matt	05-06
HENLEY, Brent	02-03
HENRY, Jordan	07-08, 08-09, 09-10, 16-17
HESS, Bob	80-81, 81-82
HEXTALL, Bryan	67-68
HICKE, Billy	58-59, 59-60
HICKEY, Brandon	18-19, 19-20
HICKS, Jamey	93-94
HILDENBRAND, Steve	04-05
HILLEBRANDT, Jon	97-98
HILLMAN, Larry	61-62, 63-64, 64-65, 65-66, 66-67, 67-68
HINDMARCH, Dave	80-81
HINKS, Rod	92-93
HODGE, Charlie	56-57, 58-59
HODGSON, Cody	12-13
HOEKSTRA, Cecil	57-58, 58-59, 59-60
HOFFORD, Jim	84-85, 85-86, 86-87, 87-88, 88-89, 89-90
HOGUE, Benoit	86-87, 87-88
HOHMANN, Cason	15-16
HOHOL, Milt	70-71
HOLLINGER, Terry	95-96
HOLLAND, Jason	97-98, 98-99, 99-00, 00-01
HOLMES, Mike	78-79
HOLMSTROM, Ben	21-22
HOLZINGER, Brian	95-96
HOLLINGER, Terry	96-97
HOOVER, Tim	85-86
HORACHEK, Peter	80-81, 81-82, 82-83
HORN, Bill	92-93, 93-94
HORVATH, Bronco	56-57, 62-63, 63-64, 64-65, 65-66, 66-67, 67-68, 68-69, 69-70
HOSPODAR, Ed	88-89
HOTHAM, Scott	09-10
HOTHAM, Andrew	10-11
HOUDA, Doug	95-96, 99-00, 00-01, 01-02, 02-03
HOULDER, Bill	90-91, 91-92
HOUSER, Michael	20-21, 21-22
HOWDESHELL, Keeghan	21-22
HOWELL, Ron	60-61
HRECHKOSY, Dave	72-73
HUGHES, Pat	85-86
HUDDY, Charlie	96-97

H

PLAYER	YEARS
HUDSON, Carl	09-10
HUMENIUK, Scott	95-96
HUNT, Jeff	72-73
HUNTER, Dylan	06-07, 07-08, 09-10
HUNWICK, Matt	18-19
HURLBUT, Mike	97-98, 98-99, 99-00, 00-01, 01-02
HURST, Ron	56-57, 57-58
HUTCHINGS, Alex	13-14
HUTCHINS, Jeff	03-04, 04-05
HYNES, Dave	74-75, 75-76
HYNNES, Chris	98-99

I

PLAYER	YEARS
IAKOVENKO, Andrei	92-93
IGGULDEN, Mike	2004-05
IMLACH, Brent	65-66
IOB, Tony	91-92, 92-93
IRELAND, Randy	79-80
IRVING, Joel	00-01, 01-02
IRVING, Randy	85-86
IRWIN, Brayden	13-14, 14-15

J

PLAYER	YEARS
JACINA, Greg	05-06, 06-07
JACKSON, Dane	95-96, 96-97, 97-98, 99-00, 00-01
JACKSON, Jim	85-86, 86-87, 87-88, 88-89, 89-90
JACOBS, Colin	12-13, 13-14, 14-15, 15-16
JACQUITH, Gary	74-75, 76-77
JAMES, Gerry	57-58
JAMES, Val	80-81, 81-82, 82-83, 83-84, 84-85
JANIK, Doug	01-02, 02-03, 03-04, 04-05, 05-06
JANKOWSKI, Mark	21-22
JARRAM, David	07-08
JARRETT, Gary	60-61, 61-62, 62-63, 63-64
JELENIC, Lee	02-03
JEFFREY, Larry	65-66
JENKS, A.J.	10-11
JENNINGS, Grant	95-96
JESSIMAN, Hugh	10-11
JILLSON, Jeff	04-05, 05-06
JOBST, Mason	21-22
JOHANSSON, Bjorn	77-78
JOHANSSON, Jonas	16-17, 17-18, 18-19, 19-20
JOHNER, Dustin	05-06, 06-07
JOHNS, Don	67-68
JOHNSON, Chaz	06-07, 07-08
JOHNSON, Danny	70-71
JOHNSON, Jamie	09-10
JOHNSON, Keith	78-79



AMERKS ALUMNI 1956-2022

History

J

PLAYER	YEARS
JOHNSON, Norm	58-59
JONATHAN, Stan	75-76, 76-77
JONES, Jim	75-76, 76-77, 80-81
JONES, Ryan	20-21
JORDE, Ryan	02-03, 03-04, 04-05
JOUBERT, Jacques	96-97
JOYAL, Ed	65-66, 66-67
JUNKER, Steve	95-96
JUTILA, Timo	84-85

K

PLAYER	YEARS
KAESE, Trent	87-88, 88-89
KALETA, Patrick	06-07, 07-08, 13-14, 15-16
KALININ, Dmitri	98-99, 99-00, 02-03
KARABACEK, Vaclav	16-17, 17-18
KARABIN, Ladislav	95-96
KARP, Herman	72-73
KASDORF, Jason	16-17, 17-18
KASSIAN, Zack	11-12
KASZYCKI, Mike	77-78
KEA, Justin	13-14, 14-15, 15-16, 16-17
KEATING, Mickey	56-57
KEENAN, Larry	61-62, 62-63
KELLER, Don	81-82, 82-83, 83-84
KELLY, Bob	72-73
KELLY, John Paul	80-81
KEMPTHORNE, Brad	80-81
KENNEDY, Tim	10-11, 16-17
KENNY, Shane	97-98, 98-99
KERR, Kevin	87-88, 88-89, 89-90
KESSEL, Blake	13-14
KETTERER, Markus	93-94, 94-95
KILE, Alex	16-17, 17-18
KILREA, Brian	68-69
KING, Colt	09-10
KING, Steven	97-98
KINNIE, Mike	04-05
KIRTON, Scott	99-00
KLIMENTIEV, Sergei	94-95, 95-96, 96-97, 97-98
KNACKSTEDT, Jordan	10-11
KNAPP, Connor	12-13, 13-14
KNAUFT, Lorne	94-95
KNELSON, Brad	78-79
KNIBBS, Billy	73-74, 74-75
KNICKLE, Rick	81-82, 82-83
KNODEL, Eric	17-18
KNOEPKE, Nate	21-22
KOISTINEN, Ville	09-10
KOLZIG, Olaf	92-93
KORAB, Jerry	83-84, 84-85
KOSTKA, Mike	07-08, 10-11
KOTALIK, Ales	01-02, 02-03

K

PLAYER	YEARS
KOWAL, Joe	79-80
KOZAK, Les	61-62
KRAFTCHECK, Steve	58-59, 59-60, 60-61, 61-62
KRALL, Justin	97-98
KRAUSE, Adam	17-18
KREPS, Kamil	05-06, 06-07, 07-08
KREZANSKI, Reg	75-76
KRISTEK, Jaroslav	00-01, 01-02, 02-03
KROLL, Johann	07-08
KRULICKI, Ron	69-70
KRUPP, Uwe	86-87
KRYS, Mark	93-94, 94-95
KUDELKA, David	00-01
KUNTAR, Les	96-97
KUNTZ, Murray	73-74
KUZMINSKI, Alex	93-94

L

PLAYER	YEARS
LAAKSONEN, Oskari	20-21, 21-22
LABROSSE, Claude	58-59, 59-60, 64-65, 65-66, 68-69, 69-70
LACOMBE, Norm	83-84, 84-85, 85-86, 86-87
LAGACE, Jacob	11-12, 12-13
LAKOVIC, Sasha	00-01
LAPEVRE, Normand	79-80
LAFORGE, Claude	57-58
LALANDE, Hec	56-57
LALONDE, Bob	71-72
LALONDE, Christian	93-94
LAMBERT, Yvon	82-83, 83-84
LANDRY, Jon	09-10
LANE, Matthew	16-17
LANGDON, Steve	74-75, 75-76, 76-77, 77-78, 78-79
LANGEVIN, Chris	81-82, 82-83, 83-84, 84-85
LANGLOIS, Al	56-57, 57-58
LARMAN, Drew	05-06, 06-07, 07-08, 08-09
LAROCQUE, Mario	01-02
LARSSON, Johan	12-13, 13-14, 14-15
LARWAY, Don	78-79
LAVIGNE, Eric	96-97, 97-98
LAWSON, Ed	62-63, 63-64
LAY, Michael	85-86
LAZAR, Curtis	19-20
LEACH, Jamie	95-96
LEDUC, Jerome	12-13, 13-14, 14-15, 15-16
LEDUC, Richard	80-81
LEDYARD, Grant	92-93
LEGAULT, Maxime	11-12, 12-13
LEGGIO, David	11-12, 12-13
LEHNER, Robin	15-16
LEHTONEN, Mikko	06-07



AMERKS ALUMNI 1956-2022

History

L

PLAYER	YEARS
LEHUN, Jonathan	06-07
LEIER, Taylor	18-19, 19-20
LEIGHTON, Michael	05-06
LEIME, Heikki	81-82, 82-83, 84-85, 85-86
LEKKAS, Stefanos	20-21
LEMAY, Rick	75-76
LEMIEUX, Richard	71-72
LEONARD, Curtis	14-15
LEPKOWSKI, Alex	13-14
LESSARD, Rick	93-94
LEVER, Don	85-86, 86-87
LIEUWEN, Nathan	12-13, 13-14, 14-15, 15-16
LILLEY, John	96-97
LINGREN, Steve	03-04, 04-05
LITTMAN, Dave	89-90, 90-91, 91-92
LITZENBERGER, Ed	63-64, 64-65, 65-66
LOEWEN, Darcy	89-90, 90-91, 91-92
LOGAN, Bob	86-87, 87-88, 88-89
LOJEK, Martin	05-06, 06-07, 07-08
LONGARINI, John	58-59
LORD, Andrew	09-10
LORENZ, Danny	99-00
LoVECCHIO, Jeff	10-11
LUCE, Griffin	20-21
LUCE, Scott	90-91
LUCIANI, Anthony	10-11
LUCIUK, Andrew	99-00
LUDZIK, Steve	89-90, 90-91, 91-92
LUKIN, Jarret	08-09
LUUKKONEN, Ukko-Pekka	18-19, 19-20, 20-21, 21-22
LUKSA, Chuck	81-82
LUND, Joe	56-57, 57-58
LUNDE, Len	67-68

M

PLAYER	YEARS
MacARTHUR, Clarke	05-06, 06-07, 07-08
MacDONALD, Doug	92-93, 93-94, 94-95
MacDONALD, Dunc	61-62, 62-63, 63-64
MacDONALD, Franklin	06-07, 07-08, 08-09
MacDONALD, Lowell	65-66
MacGREGOR, Cam	80-81
MacINNIS, Ryan	21-22
MacINTYRE, Drew	11-12
MacINTYRE, Steve	09-10
MacKENZIE, Matt	11-12, 12-13, 13-14, 14-15
MacLEAN, Brandon	13-14
MacMILLAN, John	60-61, 62-63
MacNEIL, Al	56-57, 57-58, 58-59, 59-60
MacNEIL, Bernie	74-75
MacPHERSON, Bud	56-57
MacRAE, Jim	80-81

M

PLAYER	YEARS
MacWILLIAM, Andrew	17-18, 18-19, 19-20
MADER, Mike	00-01
MAGOWEN, Ken	05-06
MAHER, Jim	93-94
MAILHOT, Jacques	94-95
MAKAROV, Andrey	13-14, 14-15, 15-16
MALARCHUK, Clint	91-92
MALCOLM, Bob	69-70, 70-71, 71-72, 72-73, 73-74, 74-75
MALONE, Sean	17-18, 18-19, 19-20, 21-22
MALTAIS, Dominic	93-94
MALUTA, Ray	74-75, 75-76, 76-77, 77-78, 78-79
MANCARI, Mark	05-06, 06-07, 07-08, 12-13
MANN, Chris	05-06
MANSOFF, Jason	98-99
MARCETTA, Milan	67-68
MARCON, Lou	56-57
MARIETTI, Brett	93-94
MARKSTROM, Jacob	10-11
MAROTTA, Sam	14-15
MARSHALL, Willie	58-59, 71-72
MARSHALL, David	10-11
MARTIN, Brycen	14-15, 16-17, 17-18
MARTIN, Don	94-95
MARTIN, Grant	87-88, 88-89
MASNICK, Paul	56-57
MATHESON, Brock	11-12
MATTE, Christian	01-02
MATTHIAS, Shawn	08-09, 09-10
MATTIUSSI, Dick	59-60, 60-61, 73-74
MAZUR, Eddie	56-57, 57-58
MAZUR, Jay	95-96
McADAM, Gary	82-83
McARDLE, Kennndal	07-08, 08-09, 09-10, 10-11
McCABE, Jake	14-15, 15-16
McCARTHY, Brian	94-95
McCARTHY, Tom	68-69, 69-70
McCLANAHAN, Rob	80-81
McCLELLAND, Kevin	94-95
McCORMICK, Cody	12-13
McCREA, Alec	20-21
McCRORY, Scott	89-90, 90-91
McDONALD, Ab	56-57, 57-58
McGEOWN, Scott	80-81
McGRATH, Patrick	20-21
McGREGOR, Brian	77-78, 78-79
McGUIRE, Johnny	13-14
McKEE, Jay	95-96, 96-97, 97-98
McKENNA, Sean	82-83
McKENNEY, Don	64-65
McKENNY, Jim	65-66, 66-67, 67-68, 68-69
McKILLOP, Larry	72-73, 73-74, 74-75



AMERKS ALUMNI 1956-2022

History

M

PLAYER	YEARS
McKINNON, Brian	84-85, 85-86
McLAUGHLIN, Mike	92-93
McMAHON, Mike	71-72
McMORROW, Sean	02-03, 03-04, 04-05, 05-06
McNABB, Brayden	11-12, 12-13, 13-14
McNAMARA, Bob	83-84, 84-85, 85-86
McNAMARA, Gerry	59-60, 60-61, 62-63
McNAMEE, Peter	77-78
McNEIL, Bill	68-69
McNEIL, Gerry	57-58, 58-59
McNEILL, Grant	05-06
McPHERSON, Allan	14-15, 15-16
McSWEEN, Don	87-88, 88-89, 89-90, 90-91, 91-92
MEEHAN, Gerry	65-66
MEKILOK, Max	58-59
MELANSON, Dean	92-93, 93-94, 94-95, 95-96, 97-98, 98-99
MELANSON, Rob	93-94
MENARD, Martin	97-98
MENGES, Greg	92-93
MERCIER, Justin	14-15
MERRELL, Barry	72-73, 73-74, 74-75, 75-76, 76-77
MERSCH, Michael	20-21, 21-22
METCALFE, Scott	87-88, 88-89, 89-90, 90-91, 93-94, 94-95, 95-96, 96-97, 97-98
METHOT, Francois	98-99, 99-00, 00-01, 01-02, 02-03
MEYER, Jayson	85-86, 86-87
MEYER, Stefan	05-06, 06-07, 07-08, 08-09
MEZIN, Andrei	96-97
MICFLIKIER, Jacob	08-09
MIERKLANS, Rob	78-79
MIGAY, Rudy	57-58, 58-59, 59-60, 62-63
MILBURY, Mike	74-75, 75-76
MILLAR, Al	69-70
MILLAR, Craig	96-97
MILLER, Bob	77-78
MILLER, Brad	87-88, 88-89, 89-90, 90-91, 91-92
MILLER, Ryan	02-03, 03-04, 04-05, 05-06
MILLEY, Norm	00-01, 01-02, 02-03, 03-04, 04-05
MINK, Graham	09-10
MIOR, Ryan	09-10
MITTELSTADT, Casey	19-20
MOLLER, Mike	82-83, 84-85
MOLLER, Randy	92-93
MOLLOY, Mitch	89-90, 90-91
MOORE, Barrie	95-96, 96-97
MONGRAIN, Bob	79-80, 80-81, 81-82, 82-83, 83-84
MOORE, Jimmy	58-59
MORMINA, Joey	15-16
MORRISON, Kevin	71-72
MORRISONN, Shaone	11-12
MORTSON, Keke	70-71

M

PLAYER	YEARS
MORUSYK, Wayne	72-73, 73-74
MOSDELL, Ken	58-59
MOSDELL, Wayne	68-69, 69-70
MOSER, Jay	96-97
MOSES, Steve	17-18
MOSOVSKY, Karel	01-02, 02-03, 03-04
MOUGENEL, Ryan	99-00
MOYLAN, Dave	87-88, 88-89
MROZIK, Rick	03-04
MULLEN, Patrick	16-17
MURPHY, Bob	71-72
MURPHY, Brian	75-76
MURPHY, Cory	08-09
MURPHY, Joe	99-00, 00-01
MURRAY, Brett	19-20, 20-21, 21-22
MURRAY, Tim	97-98
MUSE, John	16-17
MUZITO-BAGENDA, Daniel	16-17, 17-18
MYRE, Phil	82-83, 83-84

N

PLAYER	YEARS
NAGLE, Pat	14-15
NAUD, Daniel	82-83, 83-84
NAZARIAN, Ara	21-22
NDUR, Rumun	95-96, 96-97, 97-98
NELSON, Casey	16-17, 17-18, 18-19, 19-20
NELSON, Riley	02-03
NELSON, Todd	00-01
NEMETH, Tom	94-95, 97-98
NEVIN, Bob	56-57, 57-58, 58-59, 59-60
NEVINS, Jack	14-15, 15-16
NICHOL, Scott	94-95, 95-96, 96-97, 97-98, 98-99, 99-00
NICHOLISHEN, Mike	99-00
NICOLSON, Graeme	78-79
NOEL, Dominic	05-06
NOLAN, Ted	84-85
NORDSTROM, Carlin	98-99
NORMAN, Rob	84-85
NORONEN, Mika	99-00, 00-01, 01-02, 02-03, 05-06
NOVOTNY, Jiri	02-03, 03-04, 04-05, 05-06
NOWAK, Hank	76-77
NYKOLUK, Mike	56-57, 57-58
NYLANDER, Alexander	16-17, 17-18, 18-19
NYLANDER, Michael	10-11

O

PLAYER	YEARS
O'BRIEN, Dennis	78-79
O'BRIEN, Doug	08-09
O'CONNELL, Tim	02-03



AMERKS ALUMNI 1956-2022

History

O

PLAYER	YEARS
O'DELL, Eric	15-16
O'DONNELL, Sean	91-92, 92-93, 93-94
O'HANLEY, Brian	10-11
O'NEIL, Paul	75-76
O'REGAN, Danny	17-18, 18-19
O'REILLY, Cal	15-16, 16-17
OBERG, Evan	10-11
OGLEVIE, Andrew	18-19, 19-20, 20-21
OLESZ, Rostislav	06-07
OLISCHEFSKI, Kohen	21-22
OLOFSSON, Victor	18-19
ORESKOVICH, Victor	09-10
ORLANDO, Gates	83-84, 84-85, 85-86, 86-87, 87-88
ORR, Bill	69-70, 70-71
OSAER, Phil	05-06
OSTROW, Kyle	11-12
OUIMET, Francois	73-74

P

PLAYER	YEARS
PAAVOLA, Jari	80-81, 81-82
PACHAL, Clayton	76-77, 77-78
PAETSCH, Nathan	03-04, 04-05, 05-06, 10-11, 17-18, 18-19, 19-20
PAILLE, Daniel	04-05, 05-06, 06-07
PAGNUTTI, Rick	72-73, 73-74, 74-75, 75-76
PALMER, Chris	99-00
PAOLINI, Sam	03-04, 04-05, 05-06
PAPPIN, Jim	60-61, 61-62, 62-63, 63-64, 64-65, 65-66, 66-67, 67-68
PAQUETTE-BISSON, Tobie	18-19
PARDY, Adam	12-13
PARENT, Rich	95-96
PARILLO, Nick	01-02
PARIS, Drew	08-09
PARISE, J.P.	67-68
PARKER, Jeff	86-87, 87-88, 88-89
PARKER, Jonathan	11-12, 12-13, 13-14
PARKER, Mike	79-80
PARNHAM, Brett	08-09
PARRO, Dave	77-78, 78-79
PARSON, Mike	93-94
PASCALL, Brad	92-93, 93-94
PASTUJOV, Nick	21-22
PATRICK, Steve	81-82, 83-84
PAYETTE, Andre	99-00
PAYNE, Davis	93-94
PEARSON, Scott	95-96
PEDERSON, Ben	82-83
PEKAR, Matej	20-21, 21-22
PELECH, Matt	14-15
PELECH, Michael	14-15

P

PLAYER	YEARS
PELLETIER, Jean-Marc	05-06, 06-07
PERCY, Stuart	17-18
PERNO, Len	96-97
PERRAULT, Kelly	99-00
PERREAULT, Bob	56-57, 62-63, 65-66, 66-67, 67-68, 68-69
PERSON, RYAN	01-02
PERSSON, Dennis	11-12
PETERKA, JJ	21-22
PETERS, Andrew	00-01, 01-02, 02-03, 10-11
PETERS, Anthony	14-15
PETERS, Geoff	01-02, 03-04, 04-05
PETERSON, Judd	17-18, 18-19
PETIZIAN, Alex	09-10, 10-11
PETRECKI, Nick	13-14, 14-15
PETRENKO, Sergei	93-94, 94-95
PETTIE, Jim	76-77, 77-78, 78-79
PIERCE, Matt	10-11
PILUT, Lawrence	18-19, 19-20
PITTIS, Domenic	98-99, 99-00, 03-04
PLANTE, Tyler	07-08, 08-09, 09-10, 10-11
POILE, David	70-71
POLINO, Patrick	20-21, 21-22
POMINVILLE, Jason	02-03, 03-04, 04-05, 05-06
POPIEL, Paul	71-72
PORTER, Kevin	12-13, 13-14, 17-18, 18-19, 19-20
POWELL, Myles	17-18, 18-19
PRAPAVESSIS, Matt	14-15, 15-16
PRICE, Noel	56-57, 57-58
PRICE, Pat	77-78
PRIESTLAY, Ken	85-86, 86-87, 87-88, 88-89, 89-90
PRIMEAU, Wayne	95-96, 96-97
PRITCHARD, Andy	91-92
PRITCHARD, Jacob	21-22
PROW, Ethan	21-22
PUPPA, Daren	85-86, 86-87, 87-88, 91-92
PYATT, Taylor	01-02
PYE, Bill	91-92, 92-93, 93-94
PYSYK, Mark	12-13, 13-14, 14-15, 15-16

Q

PLAYER	YEARS
QUINN, Jack	20-21, 21-22

R

PLAYER	YEARS
RAMSEY, Wayne	79-80
RANDELL, Tyler	18-19, 19-20
RANDO, Joe	77-78, 78-79
RANK, Kyle	10-11
RANKIN, Evan	11-12, 12-13, 14-15
RASMUSSEN, Erik	97-98, 98-99
RATCHUK, Peter	02-03



AMERKS ALUMNI 1956-2022

History

R

PLAYER	YEARS
RATHWELL, Jake	73-74, 74-75
RAY, Robert	88-89, 89-90, 90-91
RAYMOND, Eric	94-95
REAUME, Marc	65-66, 67-68, 68-69, 70-71
REDAHL, Gordie	58-59, 66-67
REDMOND, Zach	17-18, 18-19, 19-20
REECE, Dave	74-75, 76-77
REEKIE, Joe	85-86, 86-87, 88-89
REILLY, Tom	71-72
REID, Brodie	14-15
REIN, Kenton	88-89
REINHART, Sam	14-15
REMACKEL, Chad	97-98
RENAUD, Chris	84-85
RENAUD, Mark	83-84, 84-85
REPIK, Michal	08-09, 09-10, 10-11
REYNOLDS, Scott	10-11
RICCI, Scott	99-00, 03-04
RICHARD, Jacques	79-80
RICHARDS, Pete	87-88
RIPLEY, Tim	75-76
RISSMILLER, Patrick	10-11, 12-13
RISTAU, Andy	85-86, 86-87
RISTOLAINEN, Rasmus	13-14
RITSON, Joe	02-03
RIZZUTO, Garth	70-71, 71-72
ROBAK, Colby	10-11, 15-16
ROBERGE, Serge	95-96
ROBERT, Rene	69-70
ROBERTSON, Fraser	72-73
ROBERTSON, Geordie	79-80, 80-81, 81-82, 82-83, 83-84, 84-85, 88-89
ROBERTSON, Torrie	90-91
ROBINSON, Jody	02-03
ROBINSON, Mark	80-81, 81-82
ROBINS, Bobby	07-08
ROBSON, Mat	21-22
RODINE, Dmitiri	97-98
RODRIGUES, Evan	15-16, 16-17, 17-18
ROHLOFF, Todd	04-05
ROLOSON, Dwayne	98-99
ROMBOUGH, Lorne	72-73
RONAN, Ed	96-97
ROSS, Garret	17-18
ROUSEK, Lukas	21-22
ROUSSEAU, Bob	58-59
ROUSSEAU, Dunc	74-75, 75-76
ROUSSEAU, Guy	58-59, 59-60, 60-61
ROY, Derek	03-04, 04-05, 05-06
ROY, Frederick	12-13, 13-14
ROY, Mathieu	09-10
ROY, Mathieu	08-09

R

PLAYER	YEARS
RUBACHUK, Brad	91-92, 92-93, 93-94
RUCHTY, Matt	97-98
RUETER, Dirk	82-83, 83-84, 84-85
RUFF, Lindy	91-92
RUHWEDEL, Chad	13-14, 14-15, 15-16
RUOTSALAINEN, Arttu	20-21, 21-22
RUPP, Duane	63-64, 64-65, 65-66, 66-67, 75-76, 76-77
RUSHFORTH, Paul	94-95, 96-97
RYAN, Michael	03-04, 04-05, 05-06, 06-07, 11-12

S

PLAYER	YEARS
SALAK, Alexander	09-10
SAMUELS-THOMAS, Jordan	14-15
SAMUELSSON, Mattias	20-21, 21-22
SANGUINETTI, Bobby	15-16
SARICH, Cory	98-99, 99-00
SARNER, Craig	74-75
SAUNDERS, Bill	59-60, 60-61
SAUVE, Jean Francois	79-80, 80-81, 81-82, 82-83
SAVAGE, Joel	89-90, 90-91, 91-92, 92-93
SAVARD, Andre	79-80
SCARFO, Ryan	20-21, 21-22
SCHALLER, Tim	13-14, 14-15, 15-16
SCHAMEHORN, Kevin	80-81
SCHELLA, John	70-71
SCHIESTEL, Drew	11-12, 12-13
SCHMAUTZ, Bob	71-72
SCHMIDT, Doug	02-03
SCHNEIDER, Cole	15-16, 16-17
SCHNEIDER, Eric	01-02
SCHOCK, Ron	79-80
SCHOFIELD, Rick	12-13
SCHULDT, Jimmy	21-22
SCHULTZ, Dave	79-80
SCHULZ, David	09-10
SDAO, Michael	15-16
SEBEK, Venci	81-82, 83-84
SECORD, Al	78-79
SEGUIN, Dan	70-71, 71-72
SEITZ, Dave	96-97, 97-98
SEILING, Rod	62-63, 63-64
SEJBA, Jiri	90-91, 91-92
SEKERA, Andrej	06-07, 07-08
SELLECK, Eric	10-11
SEMENOV, Alexei	05-06, 06-07
SERVISS, Tom	70-71
SHACK, Ed	65-66
SHAMANSKI, Steven	14-15
SHANAHAN, Sean	77-78
SHANNON, Darrin	89-90, 90-91
SHANTZ, David	06-07, 07-08, 08-09



AMERKS ALUMNI 1956-2022

History

S

PLAYER

YEARS

SHAW, Harry	74-75, 75-76, 76-77
SHEA, Bobby	16-17
SHEPPARD, Ray	86-87, 89-90
SHEPPARD, Scott	04-05, 05-06
SHIELDS, Steve	94-95, 95-96, 96-97, 97-98
SHMYR, Ryan	01-02
SHOEBOTTOM, Bruce	92-93, 94-95
SHUPE, Bob	68-69
SILLERS, Gerry	68-69, 69-70, 70-71, 72-73
SIMMONS, Al	74-75, 75-76
SIMMONS, Don	61-62, 62-63
SIMON, Todd	92-93, 93-94, 94-95
SIMPSON, Wayne	18-19
SIMS, Al	75-76, 76-77, 77-78, 78-79
SIRKKA, Jeff	92-93
SKUDRA, Peter	00-01
SLY, Darryl	60-61, 61-62, 62-63, 63-64, 64-65, 65-66, 66-67, 67-68, 70-71, 72-73, 73-74
SMITH, Al	68-69
SMITH, Barry	75-76, 76-77, 77-78, 78-79, 79-80
SMITH, Bill	61-62
SMITH, Brandon	04-05, 05-06, 06-07
SMITH, C.J.	17-18, 18-19, 19-20, 20-21
SMITH, Dalton	17-18, 18-19, 19-20, 20-21
SMITH, Don	03-04
SMITH, Doug	86-87
SMITH, Gary	64-65, 65-66, 66-67
SMITH, Jack	75-76
SMITH, Mike	92-93
SMITH, Steve	88-89, 89-90, 90-91, 91-92
SMRKE, Stan	57-58, 59-60, 60-61, 61-62, 62-63, 63-64, 64-65, 65-66, 66-67
SNEDDON, Bob	73-74, 74-75
SNELL, Chris	91-92, 92-93
SNELL, Ron	75-76
SOBCHUK, Gene	72-73
SOBERSTROM, Tommy	96-97
SOBLE, Ken	81-82
SONGIN, Tom	78-79
SORENSEN, Kelly	93-94
SPENCER, Matthew	19-20
SPRANGE, Wally	69-70
SPRUKTS, Janis	06-07, 08-09
ST. JAMES, Tom	83-84
STACHNIAK, Pat	01-02
STAFFORD, Drew	06-07
STANFIELD, Jack	69-70, 70-71, 71-72
STAUBER, Robb	95-96
STEINER, Daniel	09-10
STEMKOWSKI, Peter	63-64, 64-65, 65-66
STEPHENS, Devante	17-18, 18-19
STEWERT, Michael	96-97

S

PLAYER

YEARS

STEWART, Anthony	05-06, 06-07, 07-08
STEWART, Bill	79-80, 80-81
STEWART, Karl	08-09
STEWART, Ralph	70-71
STIRLING, Steve	74-75, 75-76
STRACHAN, Tyson	16-17
STRATTON, Art	73-74
STROBEL, Eric	79-80
STUART, Colin	11-12
STURGEON, Peter	74-75, 75-76, 77-78
SUIKKANEN, Kai	81-82, 82-83, 83-84
SULZER, Alexander	13-14
SUNDHER, Kevin	12-13, 13-14, 14-15
SUORANIEMI, Kari	80-81, 81-82, 82-83
SUTHERLAND, Bill	58-59
SUTTON, Ken	89-90, 90-91
SUWEK, Richard	79-80, 80-81
SUZOR, Mark	78-79
SWANSON, Jeremy	05-06, 06-07
SWEENEY, Bill	68-69
SWEETLAND, Andrew	08-09, 09-10
SYLVESTER, Dean	98-99
SYVRET, Corey	09-10
SZCZECHURA, Paul	11-12
SZYDLOWSKI, Shawn	11-12, 12-13

T

PLAYER

YEARS

TAFFE, Jeff	09-10
TALLINDER, Henrik	01-02
TANNER, John	95-96
TARDIF, Jamie	13-14
TARDIF, Marc	96-97, 97-98
TARNASKY, Nick	09-10, 12-13
TASSONE, Matt	14-15
TAYLOR, Adam	06-07, 07-08
TAYLOR, Brent	70-71
TAYLOR, Chris	99-00, 00-01, 01-02, 02-03, 03-04, 04-05, 05-06, 09-10, 10-11
TAYLOR, Ted	67-68
TENNYSON, Matt	17-18, 18-19
TEVES, Josh	21-22
TEZIKOV, Alexei	98-99
THELEN, AJ	09-10
TERRIEN, Gaston	80-81
THOMAS, Kahlil	99-00
THOMAS, Scott	92-93, 93-94, 94-95
THOMAS, Bill	10-11
THOMPSON, Bob	72-73
THOMPSON, Tage	18-19, 19-20
THORBURN, Chris	03-04, 04-05, 05-06
TIDEY, Alex	79-80
TIFU, Yannick	07-08



AMERKS ALUMNI 1956-2022

History

T

PLAYER	YEARS
TIMMINS, Scott	10-11
TISCHKE, Peter	21-22
TITANIC, Morris	79-80
TKACHUK, Grant	88-89
TKACZUK, Daniel	09-10
TOFFOLO, Mark	79-80, 80-81
TOKARSKI, Dustin	20-21
TOPOLL, Del	57-58
TOURNIER, Marc	86-87
TRAPP, Barry	62-63, 63-64
TRAPP, Doug	85-86, 86-87
TRAYNOR, Paul	99-00, 00-01
TREFILOV, Andrei	95-96, 97-98
TREMBLAY, Gilles	58-59
TREMBLAY, J.C.	58-59
TREMBLAY, Ray	78-79
TREMBLAY, Vince	84-85
TROPP, Corey	11-12, 12-13
TROVATO, Peter	04-05
TSYGUROV, Denis	93-94
TUMA, Martin	05-06, 06-07
TURKIEWICZ, Jim	79-80
TURNBULL, Travis	11-12
TURNER, Bob	56-57
TURNER, Dean	81-82
TUZZOLINO, Nick	13-14, 14-15

U

PLAYER	YEARS
UBRIACO, Gene	60-61, 62-63
UCHEVATOV, Victor	05-06
ULLMARK, Linus	15-16, 16-17, 17-18
UNGER, Gary	66-67, 67-68

V

PLAYER	YEARS
VAIVE, Justin	16-17
VAIVE, Rick	91-92
VAIL, Brady	16-17, 19-20
VALLIN, Ari	06-07
VAN BOXMEER, John	84-85
VAN DORP, Wayne	86-87, 88-89
VAN IMPE, Dick	57-58, 59-60, 60-61
VANDERMEER, Peter	97-98, 98-99
VANEK, Thomas	04-05
VanOENE, Darren	98-99, 99-00, 00-01, 01-02
VARADA, Vaclav	95-96, 96-97, 97-98
VARONE, Phil	11-12, 12-13, 13-14, 14-15, 15-16
VAYDIK, Greg	78-79
VEILLEUX, Yannick	18-19
VERRET, Claude	83-84, 84-85, 85-86, 86-87
VIDMAR, Luka	13-14

V

PLAYER	YEARS
VOAKES, Mark	11-12
VOLKOV, Mikhail	93-94, 94-95, 95-96

W

PLAYER	YEARS
WAKALUK, Darcy	86-87, 87-88, 88-89, 89-90, 90-91
WALBY, Steffon	98-99
WALCOTT, Richie	93-94
WALKER, Steve	96-97
WALMSLEY, Ivan	59-60
WALSH, Ed	79-80
WALSH, Jim	79-80, 80-81, 81-82
WALTERS, Greg	96-97, 97-98, 98-99
WALTON, Bob	70-71, 71-72
WALTON, Mike	63-64, 65-66, 66-67, 78-79
WARD, Dixon	95-96
WARD, Ron	68-69, 70-71
WARREN, Brendan	20-21, 21-22
WATSON, Barry	66-67, 68-69, 69-70
WEBER, Mike	07-08
WEDGEWOOD, Scott	18-19
WEIR, Wally	80-81
WEISSBACH, Linus	21-22
WELCH, Noah	06-07, 08-09
WELLS, Jack	69-70, 70-71
WELSH, Nicholas	20-21
WENSINK, John	73-74, 76-77
WEST, Steve	78-79
WESTBROOKE, Don	70-71, 71-72
WESTERBY, Bob	95-96
WESTNER, Dave	71-72
WETHERILL, Darren	97-98
WETZEL, Carl	67-68
WHIDDEN, Bob	69-70
WHITE, Bill	59-60, 60-61, 61-62
WHITCOTTON, Dustin	99-00
WHITHAM, Shawn	88-89
WHITMORE, Derek	07-08, 11-12
WICHROWSKI, Mark	80-81, 81-82
WIEMER, Jim	81-82, 82-83, 83-84, 84-85, 94-95
WILCOX, Adam	17-18, 18-19
WILCOX, Barry	71-72
WILCOX, Rollie	65-66
WILLIAMS, Tommy	56-57, 57-58, 58-59
WILLIAMS, Charles	21-22
WILLIAMSON, Brad	01-02
WILLIS, Hal	68-69
WILSON, Clay	09-10, 10-11
WILSON, Mike	95-96
WILSON, John	60-61
WILSON, Scott	18-19, 19-20
WILSON, Stu	15-16



AMERKS ALUMNI 1956-2022

History

W



PLAYER	YEARS
WINCH, Jason	91-92, 92-93
WISTE, Jim	71-72
WOIT, Benny	56-57, 57-58
WOOD, Derek	97-98, 98-99
WOOD, George	68-69
WRIGHT, Shayne	94-95, 95-96, 96-97, 97-98

X-Y



PLAYER	YEARS
YATES, Ross	85-86
YAKE, Terry	96-97
YORK, Mike	09-10
YOUNG, Howie	59-60, 69-70
YOUNG, Jason	92-93, 93-94, 94-95
YOUNG, John	93-94
YOUNGER, Stu	78-79

Z



PLAYER	YEARS
ZAGRAPAN, Marek	06-07, 07-08
ZANUSSI, Joe	75-76, 76-77
ZANUTTO, Mike	97-98
ZAWATSKY, Ed	91-92
ZIGOMANIS, Mike	13-14
ZIMMERMAN, Lynn	67-68, 68-69, 70-71, 71-72, 72-73, 73-74
ZIMMERMAN, Sean	10-11
ZYTYNSKY, Taras	85-86



BUFFALO SABRES



2022-23 Buffalo Sabres

REGULAR SEASON SCHEDULE

GO BUFFALO LET'S GO BUFFALO LET'S GO BUFFALO LET'S GO BUFFALO LET'S GO BUFFALO



OCTOBER 2022

SUN	MON	TUE	WED	THU	FRI	SAT
						1
2	3	4	5	6	7	8
9	10	11	12	13 7:00	14	15 1:00
16	17	18 9:00	19	20 9:30	21	22 10:00
23	24	25 10:00	26	27 7:00	28	29 7:00
30	31					

NOVEMBER 2022

SUN	MON	TUE	WED	THU	FRI	SAT
		1	2 7:30	3	4 7:00	5 7:00
6	7	8 7:00	9	10 7:00	11	12 7:00
13	14	15 7:00	16 7:00	17	18	19 7:00
20	21	22 7:00	23 7:00	24	25 8:00	26
27	28 7:00	29	30 7:00			

DECEMBER 2022

SUN	MON	TUE	WED	THU	FRI	SAT
				1 7:00	2	3
4 7:00	5	6	7 7:30	8	9 7:00	10 7:00
11	12	13 7:00	14	15 9:00	16	17 9:00
18	19 10:00	20	21	22	23 7:00	24
25	26	27 7:30	28	29 7:00	30	31 1:00

JANUARY 2023

SUN	MON	TUE	WED	THU	FRI	SAT
1 7:00	2	3 7:00	4	5	6	7 7:00
8	9	10 7:00	11	12 7:00	13	14 8:00
15	16 1:00	17 8:30	18	19 7:00	20	21 12:30
22	23 8:30	24 8:00	25	26 8:00	27	28 9:00
29	30	31				

FEBRUARY 2023

SUN	MON	TUE	WED	THU	FRI	SAT
			1 7:30	2	3	4
5	6	7	8	9	10	11 12:30
12	13 10:30	14	15 10:00	16	17	18 10:30
19	20	21 7:30	22	23 7:00	24 7:00	25
26 1:00	27	28 7:30				

MARCH 2023

SUN	MON	TUE	WED	THU	FRI	SAT
			1	2 7:30	3	4 12:30
5	6 7:30	7 7:30	8	9 7:00	10	11 5:00
12	13 7:30	14	15 7:00	16	17 7:00	18
19 1:00	20	21 7:00	22	23	24 7:00	25 5:00
26	27 7:00	28	29	30	31 7:00	

APRIL 2023

SUN	MON	TUE	WED	THU	FRI	SAT
						1 7:00
2	3	4 7:00	5	6 7:00	7	8 12:30
9	10 7:00	11 7:00	12	13 7:00	14	15
16	17	18	19	20	21	22
23	24	25	26	27	28	29
30						

HOME AWAY

2022-23 Buffalo Sabres
CLUB DIRECTORY

GO BUFFALO LET'S GO BUFFALO LET'S GO BUFFALO LET'S GO BUFFALO LET'S GO BUFFALO

EXECUTIVES

Owner/Chief Executive Officer..... Terry Pegula
Owner/President..... Kim Pegula
General Manager..... Kevyn Adams

HOCKEY OPERATIONS

Associate General Manager..... Jason Karmanos
Assistant General Manager..... Mark Jakobowski
VP of Hockey Strategy and Research..... Sam Ventura
Director of Pro Scouting..... Jeremiah Crowe
Director of Amateur Scouting..... Jerry Forton
Assistant Director of Amateur Scouting..... Jason Nightingale
Scout..... Kevin Devine, Austin Dunne, Frank Musil, Anders Forsberg
..... Graham Beamish, Tristan Musser, Ruslan Pechonkin
..... Marty Stein, Lukas Sutter, Tommi Vesanen
Director of Team Operations..... Cole Burkhalter
Manager of Hockey Technology/Team Operations..... Kyle Kiebzak
Coordinator of Hockey Administration..... Brett Ruff
Executive Assistant..... Terri O'Brien

COACHING STAFF

Head Coach..... Don Granato
Assistant Coach..... Mike Bales, Jason Christie, Matt Ellis, Marty Wilford
Video Coordinator..... Matt Smith
Video Coordinator..... Justin White
Development Coach..... Dan Girardi

EQUIPMENT STAFF

Head Equipment Manager..... Dave Williams
Assistant Equipment Manager..... George Babcock, Ben Laing
Equipment Assistant..... Keith Hayes

PLAYER DEVELOPMENT

Director of Player Development..... Adam Mair
Development Coach..... Tim Kennedy, Nathan Paetsch
Skating Development Coach..... Mike Ansell
Goaltending Development Coach..... Seamus Kotyk

PERFORMANCE DEPARTMENT

Medical Director..... Les Bisson, M.D.
Head Athletic Trainer..... Rich Stinziano
Assistant Athletic Trainer/Physical Therapist..... Michael Adesso
Assistant Athletic Trainer..... Bob Mowry
Lead Massage Therapist/Mobility Specialist..... Brett Crompton
Head Strength and Conditioning Coach..... Ed Gannon, Ph.D.
Assistant Strength and Conditioning Coach..... J.T. Allaire
Team Sports Psychologist..... Amanda Edwards
Lead Sports Scientist..... Dean Higham
Sports Dietitian..... Christine Dziedzic

MEDICAL STAFF

Head Team Physician..... Marc Fineberg, M.D.
Team Physicians..... Michael Freitas, M.D., Rajiv Jain, M.D.
Team Dentist..... David Croglio, D.D.S.

COMMUNICATIONS

Senior Director of Communications..... Nicole Hendricks
Director of Communications..... Chris Dierken
Communications Coordinator..... Kelsey Smith
Communications Content Coordinator..... Mitchell Courtney

COMMUNITY RELATIONS

VP Community Relations..... Rich Jureller
Community Relations Coordinator..... Tyler Ford
Fundraising Coordinator..... Amber Murphy
Youth Hockey Manager..... Ed Grudzinski
Youth Hockey Coordinator..... Matt Torres
Manager of Community & Alumni Relations..... Larry Playfair
Youth Hockey Ambassador..... Patrick Kaleta

HUMAN RESOURCES

SVP of Human Resources and Business Administration..... Christie Joseph
Director of Human Resources..... Erin Fierle
HR Generalist..... Amanda Czajka
Recruiter..... Brianna Courtney
Director of Payroll, Comp & Benefits..... Jill Colvin
Human Resources Coordinator..... Katie Hirtreiter
Payroll/HRIS Manager..... Dena Fowler
Payroll Specialist..... Abigail Blakely
Payroll Specialist..... Zavon Sanders

FINANCE

Senior VP of Finance & Administration..... Michael McFarlane
Corporate Controller..... Gabrielle Wilson
Director of Financial Planning & Analysis..... Kyle Allen
Director of Accounting..... Susan Szpillz
Sr. Accounting Manager..... Maggie Stewart
Accounting Manager..... Rachel McTavish
Staff Accountant..... Christopher Lachell
Staff Accountant..... Leanne Miliotto
Accounts Payable Lead..... Kim Binkley
Office Efficiency and Engagement Coordinator..... Olivia Aceto

HOSPITALITY

VP of Hospitality..... Dominic Verni
Executive Chef..... Michael Haefner
Executive Sous Chef..... Katherine Kraft
Team Cook..... Nicholas Carr, Sara Smith, Robbea Williams

INFORMATION TECHNOLOGY

Director of Information Technology..... Todd Henzler
System Analyst..... Nathan Brozyna
IT Support Specialist..... Mike Walker

MARKETING

Director of Marketing..... Cara Murphy
Marketing Coordinator..... Kayla Burns
Digital Marketing Manager..... Nicholas Ruggiero
Digital Marketing Coordinator..... Colin Greenway
Marketing Manager..... Mike Whitney

MERCHANDISE

Director of Merchandise..... Michael Kaminska
Merchandise Manager..... Glenn Barker
Merchandise Manager..... Jeff Smith
Retail Manager..... Dashawn Richardson
Assistant Store Manager..... Tyler Ruderman

TICKET OPERATIONS

VP of Ticket Sales & Service..... Frank Batres-Landaeta
Director of Ticket Sales and Service..... Zach Johnson
Director of Ticket Operations..... Marty Maloney
Box Office Manager..... Paul Barker
Box Office Administrative Manager..... Gretchen Knott
Ticket Operations Coordinator..... Melissa Eagen
Ticket Operations Administrator..... Christopher Miller
Premium Service Representative..... Kevin Bailey
Ticket Sales Representative..... Jacob Bett, Brian Bilski, Alex Enright,
..... Kim Fjord, John Posch, Jack Robinson, Melissa Rugg, Braeden Small
Senior Account Services Representative..... Roxanne Anderson
Account Services Representative..... Nick Cuomo, Caitlin Helfeldt
..... Jake Maryniowski, Lauren Rachal

TICKETING & SUITES

Associate Manager of Premium Hospitality..... John Ricotta
Premium Service Representative..... Kevin Bailey

STRATEGY & ANALYTICS

Director of Strategy and Analytics..... Brennan DiChiara
Data Analyst..... John Polimeni

2022-23 Buffalo Sabres CLUB DIRECTORY

GO BUFFALO LET'S GO BUFFALO LET'S GO BUFFALO LET'S GO BUFFALO LET'S GO BUFFALO



ARENA OPERATIONS

VP of Arena Ops.....Stanley Makowski, Jr.
Senior Director of Arena Operations.....Beth Guiliani Gatto
Event Manager.....Lisa Kimball, Nikki Miller
Director of Security.....Marc Brenner
Security Manager.....Timothy Schmitt
Operations Coordinator.....Julie Krzyzanowski
Director of Building Services.....Dennis Hooper
Housekeeping Manager.....Rodney Bailey, Jeremy Cosimeno
Building Services Administrative Assistant.....Nicole George
Event Housekeeping Supervisor.....Angelo Sciandra
Technical Communications Manager.....Kenneth Dowd, Matt Walfrand
Parking Manager.....Samuel Buffum
Assistant Parking Manager.....Jamar Young
Parking Admin Assistant.....Jessica Rutkowski
Director of Facilities.....Michael McCrea
Chief Engineer.....Paul Zolnowski
Engineer.....Stephen Gore, James Reddington
Maintenance Crew.....Jason Sattelberg, Daniel Balla
Head Ice Technician.....Timothy Zawadzki, Ben Zink
Ice Technician.....Andrew Chamberlin
Lead Changeover.....Eric Doering, John Young
Changeover.....Vince Monico
Steven Metzger, Paul Brady
Housekeeping.....James George, Tanya Ruffins
Security Officer.....Larry Amacher, Dave Coleman, Brett Dirie, Cory Drenko
Pat Fitzgerald, Timothy Jeziorski, James McDuffie, Keith Nunn
Crystal Nunz, Paul Paolucci, Jr., James Shaw

BUSINESS DEVELOPMENT

EVP, PSE.....Ron Raccuia
Senior Vice President of Business Development.....Daniel Misko
Senior Director of Corporate Partnerships.....Joe Foy
Director of Partnership Activation.....Ally Pawarski
Director of Partnership Solutions & Events.....Charlie Cannan
Director of Live Events.....Rob Crean
Director of Corporate Partnerships.....Clint Wulfekotte
Manager of Partnership Activation.....Kristy Wilensky
Manager of Partnership Activation.....Steven Maciejewski
Associate Manager of Media.....Dan Peters
Associate Manager of Partnership Operations.....Lauren Yurko
Executive Assistant.....Nadine Leone

CREATIVE SERVICES

VP of Creative.....Andrew Boeing
Director of Design.....Aaron LaPorta
Director of Game Presentation.....Kelsey Barrick
Creative Director.....Vicki Sitek
Director of Operations.....Kim Vara
Chief Photographer.....Bill Wippert
Lead Editor.....Andy Quinn
Lead Cinematographer.....Marc Davies
Sr. Graphic Designer.....Melissa Gebhardt
Editor.....Michael Bahrenburg
Editor/Videographer.....Scott Balzer
Game Presentation Manager.....Travis Fuller
Team Photographer.....Ben Green
Motion Designer.....Eric Heine, Michael Califano
Traffic Coordinator.....Colleen Holmes
Graphic Designer.....Justin Lowe, Dylan Nowak, Grace Potzler, Kyle Wittek
Cinematographer.....Nina Lindberg
Graphic Designer.....Dylan Nowak
Editor.....Alex Odachowski
Videoboard Director.....Aaron Pike
Production Manager.....Maggie Zuffranieri

LEGAL AFFAIRS

VP of Legal Affairs.....David Zygaj
Paralegal.....Kimberley Szymanoski

MEDIA & CONTENT

VP of Media & Content.....Chrisanne Bellas
Director of Media and Content.....Chris Ryndak
Sr. Coordinator of Media and Content.....Jourdon LaBarber
TV Producer.....Joe Pinter
TV Director.....Matt Gould
Production Manager.....Jason Wiese
Broadcast Engineer.....Ray Riel
Production Assistant.....Tom Meka
Videographer/Editor.....Sam Korotkin
Play-By-Play Announcer.....Dan Dunleavy
Color Commentator.....Rob Ray
Studio Host.....Brian Duff
Studio Analyst.....Martin Biron
Director of Social Media Strategy & Content.....Anna Stolzenburg
Social Media Editor.....Alexi Spector
Social Media Strategist.....Kelsey Sweet
Social Media Content Coordinator.....Jami Cohen
Social Media Coordinator.....Kurt Haumesser
Supervising Producer.....Michelle Girardi Zumwalt
Producer.....JJ Territo
Senior Producer.....Jay Harris
Sr. Director of Broadcast Operations.....Stephen Asposto
Assistant AV Engineer.....David Rich
Producer-Technical Director.....Jeff Coltoniak
Graphics Producer.....Thomas Hollander
Studio Production Assistant.....George Blas
Library Manager.....Dean Angle



2021-22 Regular Season Stats

SEASON IN REVIEW

GO BUFFALO LET'S GO BUFFALO LET'S GO BUFFALO LET'S GO BUFFALO LET'S GO BUFFALO



2021-22 32-39-11, 5TH PLACE				ATLANTIC DIVISION			
Oct. 14	Montreal	5-1	W	Jan. 25	@ Ottawa	5-0	L
Oct. 16	Arizona	2-1	W**	Jan. 29	@ Arizona	3-1	W
Oct. 19	Vancouver	5-2	W	Jan. 30	@ Colorado	4-1	L
Oct. 22	Boston	4-1	L	Feb. 1	@ Vegas	5-2	L
Oct. 23	@ New Jersey	2-1	O*	Feb. 10	Columbus	4-3	O*
Oct. 25	Tampa Bay	5-1	W	Feb. 13	@ Montreal	5-3	W
Oct. 28	@ Anaheim	4-3	W*	Feb. 15	NY Islanders	6-3	W
Oct. 31	@ Los Angeles	3-2	L	Feb. 17	Ottawa	3-1	L
Nov. 2	@ San Jose	5-3	L	Feb. 19	Colorado	5-3	L
Nov. 4	@ Seattle	5-2	L	Feb. 20	@ Columbus	7-3	L
Nov. 6	Detroit	4-3	O*	Feb. 23	@ Montreal	4-0	L
Nov. 8	@ Washington	5-3	L	Feb. 25	@ St. Louis	5-3	L
Nov. 12	Edmonton	3-2	W	Feb. 27	@ Dallas	4-2	L
Nov. 13	Toronto	5-4	L	March 2	@ Toronto	5-1	W
Nov. 16	@ Pittsburgh	2-1	W	March 4	Minnesota	5-4	W
Nov. 18	Calgary	5-0	L	March 6	Los Angeles	3-0	L
Nov. 21	@ NY Rangers	5-4	L	March 7	Florida	6-1	L
Nov. 22	Columbus	7-4	L	March 10	Vegas	3-1	W
Nov. 24	Boston	5-1	L	March 13	Toronto #	5-2	W
Nov. 26	Montreal	4-1	W	March 17	@ Edmonton	6-1	L
Nov. 27	@ Detroit	3-2	O*	March 18	@ Calgary	1-0	W*
Nov. 29	Seattle	7-4	L	March 20	@ Vancouver	3-2	W*
Dec. 2	@ Florida	7-4	L	March 23	Pittsburgh	4-3	W**
Dec. 4	@ Carolina	6-2	L	March 25	Washington	4-3	O**
Dec. 7	Anaheim	2-0	L	March 27	@ NY Rangers	5-4	O*
Dec. 10	NY Rangers	2-1	L	March 28	@ Chicago	6-5	W
Dec. 11	Washington	3-2	O**	March 30	Winnipeg	3-2	O**
Dec. 14	@ Winnipeg	4-2	W	April 1	Nashville	4-3	W
Dec. 16	@ Minnesota	3-2	W**	April 3	Florida	5-3	L
Dec. 17	@ Pittsburgh	3-2	O*	April 5	Carolina	4-2	W
Dec. 29	New Jersey	4-3	L	April 7	@ Carolina	5-3	L
Dec. 30	@ NY Islanders	4-1	L	April 8	@ Florida	4-3	L
Jan. 1	@ Boston	4-3	O*	April 10	@ Tampa Bay	5-0	L
Jan. 6	San Jose	3-2	L	April 12	@ Toronto	5-2	W
Jan. 11	Tampa Bay	6-1	L	April 14	St. Louis	6-2	L
Jan. 13	@ Nashville	4-1	W	April 16	Philadelphia	4-3	W
Jan. 15	@ Detroit	4-0	L	April 17	@ Philadelphia	5-3	W
Jan. 17	Detroit	3-2	O*	April 21	@ New Jersey	5-2	W
Jan. 18	@ Ottawa	3-1	W	April 23	NY Islanders	5-3	W
Jan. 20	Dallas	5-4	L	April 28	@ Boston	5-0	L
Jan. 22	Philadelphia	6-3	W	April 29	Chicago	3-2	W*

* - overtime decision ** - shootout decision # - played at Tim Horton's Field (Hamilton, Ontario)

2021-22 REGULAR-SEASON SCORING													
NO.	PLAYER	GP	G	A	PTS	+/-	PIM	PP	SH	GW	OTSHOTS	S%	
72	Tage Thompson	78	38	30	68	-17	37	10	2	4	1	253	15.0
53	Jeff Skinner	80	33	30	63	-14	42	5	0	4	0	262	12.6
26	Rasmus Dahlin	80	13	40	53	-22	68	3	0	3	1	170	7.7
71	Victor Olofsson	72	20	29	49	-16	6	7	0	6	0	164	12.2
21	Kyle Okposo	74	21	24	45	-15	43	8	2	1	0	174	12.1
24	Dylan Cozens	79	13	25	38	-19	55	2	0	1	0	160	8.1
89	Alex Tuch	50	12	26	38	-3	14	2	1	0	0	139	8.6
74	Rasmus Asplund	80	8	19	27	-5	10	2	1	1	1	130	6.2
29	Vinnie Hinostroza	62	13	12	25	-11	24	1	0	2	0	92	14.1
19	Peyton Krebs*	48	7	15	22	-20	20	0	0	2	0	46	15.2
37	Casey Mittelstadt	40	6	13	19	-14	4	1	0	1	1	79	7.6
10	Henri Jokiharju	60	3	16	19	-8	20	0	0	0	0	83	3.6
28	Zemgus Girgensons	56	10	8	18	-7	27	3	0	1	0	92	10.9
33	Colin Miller	38	2	12	14	-2	21	0	0	0	0	48	4.2
20	Cody Eakin	69	4	8	12	-15	22	1	0	1	0	74	5.4
13	Mark Pysyk	68	3	9	12	-4	16	0	0	0	0	64	4.7
78	Jacob Bryson	73	1	9	10	-9	12	1	0	0	0	43	2.3
23	Mattias Samuelsson*	42	0	10	10	-10	16	0	0	0	0	44	0.0
96	Anders Bjork	58	5	3	8	-14	10	0	0	0	0	51	9.8
4	Will Butcher	37	2	6	8	-10	0	0	0	0	0	35	5.7
8	Robert Hagg	48	1	7	8	-9	25	0	0	0	0	45	2.2
57	Brett Murray*	19	2	4	6	-3	23	0	0	0	0	14	14.3
45	Casey Fitzgerald*	36	0	6	6	-19	36	0	0	0	0	41	0.0
17	Mark Jankowski	19	2	3	5	2	4	0	0	1	0	14	14.3
91	Drake Caggiula	18	2	3	5	-4	4	0	0	1	0	23	8.7
15	John Hayden	55	2	2	4	-12	84	0	0	0	0	65	3.1
25	Arttu Ruotsalainen*	18	2	2	4	-1	6	0	0	0	0	23	8.7
25	Owen Power*	8	2	1	3	3	2	0	0	0	0	10	20.0
22	Jack Quinn*	2	1	1	2	0	0	1	0	0	0	6	16.7
6	Ethan Prow	4	1	0	1	-1	0	0	0	0	0	2	50.0
41	Craig Anderson	31	0	1	1	0	0	0	0	0	0	0	0.0
49	Ryan MacInnis	1	0	0	0	0	0	0	0	0	0	0	0.0
86	Christian Wolanin	1	0	0	0	-2	0	0	0	0	0	0	0.0
46	Brandon Biro*	1	0	0	0	0	0	0	0	0	0	0	0.0
77	JJ Peterka*	2	0	0	0	0	0	0	0	0	0	3	0.0
31	Dustin Tokarski	29	0	0	0	0	0	0	0	0	0	0	0.0
80	Aaron Dell	12	0	0	0	0	2	0	0	0	0	0	0.0
1	Ukko-Pekka Luukkonen	9	0	0	0	0	0	0	0	0	0	0	0.0
32	Michael Houser	2	0	0	0	0	0	0	0	0	0	0	0.0
47	Malcolm Subban	4	0	0	0	0	0	0	0	0	0	0	0.0
NO.	GOALTENDER	GP	MIN	GAA	W	L	OT	SO	GA	SA	SV%		
41	Craig Anderson	31	1867:15	3.12	17	12	2	0	97	945	.897		
31	Dustin Tokarski	29	1671:26	3.27	10	12	5	1	91	900	.899		
32	Michael Houser	2	120:00	2.00	2	0	0	0	4	77	.948		
1	Ukko-Pekka Luukkonen*	9	503:04	2.74	2	5	2	0	23	277	.917		
80	Aaron Dell	12	565:23	2.03	1	8	1	0	38	354	.893		
47	Malcolm Subban	4	210:28	4.85	0	2	1	0	17	132	.871		
GOALTENDER TOTALS		82	4937:36	3.28	32	39	11	1	270	2685	.899		

2021-22 Individual Scoring Breakdown

SEASON IN REVIEW

GO BUFFALO LET'S GO BUFFALO LET'S GO BUFFALO LET'S GO BUFFALO LET'S GO BUFFALO



Player	Even Strength			Power Play			Shorthanded			Home					Away				
	G	A	P	G	A	P	G	A	P	GP	G	A	P	+/-	GP	G	A	P	+/-
Rasmus Asplund	5	17	22	2	2	4	1	0	1	41	2	11	13	-4	39	6	8	14	-1
Brandon Biro	0	0	0	0	0	0	0	0	0	0	0	0	0	0	1	0	0	0	0
Anders Bjork	5	3	8	0	0	0	0	0	0	28	2	2	4	-2	30	3	1	4	-12
Jacob Bryson	0	3	3	1	6	7	0	0	0	35	0	4	4	-8	38	1	5	6	-1
Will Butcher	2	4	6	0	2	2	0	0	0	20	1	4	5	-2	17	1	2	3	-8
Drake Caggiula	2	2	4	0	1	1	0	0	0	10	1	2	3	-4	8	1	1	2	0
Dylan Cozens	11	17	28	2	7	9	0	1	1	40	6	12	18	-13	39	7	13	20	-6
Rasmus Dahlin	10	21	31	3	18	21	0	1	1	41	6	20	26	-12	39	7	20	27	-10
Cody Eakin	3	6	9	1	1	2	0	1	1	36	2	4	6	-5	33	2	4	6	-10
Casey Fitzgerald	0	6	6	0	0	0	0	0	0	16	0	4	4	-6	20	0	2	2	-13
Zemgus Girgensons	7	7	14	3	1	4	0	0	0	28	7	5	12	-2	28	3	3	6	-5
Robert Hagg	1	7	8	0	0	0	0	0	0	24	1	3	4	-3	24	0	4	4	-6
John Hayden	2	2	4	0	0	0	0	0	0	28	1	1	2	-7	27	1	1	2	-5
Vinnie Hinostroza	12	12	24	1	0	1	0	0	0	33	7	5	12	-9	29	6	7	13	-2
Mark Jankowski	2	3	5	0	0	0	0	0	0	8	0	2	2	-1	11	2	1	3	3
Henri Jokiharju	3	12	15	0	4	4	0	0	0	30	2	10	12	1	30	1	6	7	-9
Peyton Krebs	7	5	12	0	10	10	0	0	0	23	6	6	12	-9	25	1	9	10	-11
Ryan MacInnis	0	0	0	0	0	0	0	0	0	1	0	0	0	0	0	0	0	0	0
Colin Miller	2	9	11	0	3	3	0	0	0	19	0	10	10	-2	19	2	2	4	0
Casey Mittelstadt	5	7	12	1	6	7	0	0	0	18	4	5	9	-7	22	2	8	10	-7
Brett Murray	2	3	5	0	1	1	0	0	0	9	2	1	3	-2	10	0	3	3	-1
Kyle Okposo	11	18	29	8	6	14	2	0	2	36	10	14	24	-1	38	11	10	21	-14
Victor Olofsson	13	23	36	7	5	12	0	1	1	37	11	14	25	-9	35	9	15	24	-7
JJ Peterka	0	0	0	0	0	0	0	0	0	1	0	0	0	1	1	0	0	0	-1
Owen Power	2	1	3	0	0	0	0	0	0	4	1	1	2	1	4	1	0	1	2
Ethan Prow	1	0	1	0	0	0	0	0	0	2	1	0	1	0	2	0	0	0	-1
Mark Pysyk	3	9	12	0	0	0	0	0	0	36	0	4	4	-2	32	3	5	8	-2
Jack Quinn	0	1	1	1	0	1	0	0	0	2	1	1	2	0	0	0	0	0	0
Arttu Ruotsalainen	2	2	4	0	0	0	0	0	0	10	1	1	2	1	8	1	1	2	-2
Mattias Samuelsson	0	10	10	0	0	0	0	0	0	19	0	6	6	1	23	0	4	4	-11
Jeff Skinner	28	24	52	5	6	11	0	0	0	40	16	18	34	-2	40	17	12	29	-12
Tagge Thompson	26	24	50	10	6	16	2	0	2	40	25	16	41	1	38	13	14	27	-18
Alex Tuch	9	20	29	2	6	8	1	0	1	23	5	11	16	3	27	7	15	22	-6
Christian Wolanin	0	0	0	0	0	0	0	0	0	0	0	0	0	0	1	0	0	0	-2

2021-22 Individual Goal-Scoring Breakdown
SEASON IN REVIEW

GO BUFFALO LET'S GO BUFFALO LET'S GO BUFFALO LET'S GO BUFFALO LET'S GO BUFFALO



INDIVIDUAL GOAL-SCORING BREAKDOWN														
PLAYER	1ST	2ND	3RD	OT	EV	PP	SH	GW	LL	1H	2H	HOME	ROAD	TOTAL
Asplund	3	2	2	1	5	2	1	1	1	5	3	2	6	8
Bjork	1	3	1	0	5	0	0	0	0	4	1	2	3	5
Bryson	1	0	0	0	0	1	0	0	0	0	1	0	1	1
Butcher	0	2	0	0	2	0	0	0	0	1	1	1	1	2
Caggiula	0	2	0	0	2	0	0	1	1	2	0	1	1	2
Cozens	4	7	2	0	11	2	0	1	1	10	3	6	7	13
Dahlin	2	7	3	1	10	3	0	3	3	7	6	6	7	13
Eakin	0	3	1	0	3	1	0	1	1	3	1	2	2	4
Girgensons	4	5	1	0	7	3	0	1	0	7	3	7	3	10
Hagg	0	0	1	0	1	0	0	0	0	1	0	1	0	1
Hayden	0	0	2	0	2	0	0	0	0	0	2	1	1	2
Hinostrroza	4	4	5	0	12	1	0	2	1	8	5	7	6	13
Jankowski	1	0	1	0	2	0	0	1	1	2	0	0	2	2
Jokiharju	2	0	1	0	3	0	0	0	0	2	1	2	1	3
Krebs	4	2	1	0	7	0	0	2	0	2	5	6	1	7
Miller	0	1	1	0	2	0	0	0	1	2	0	0	2	2
Mittelstadt	3	2	0	1	5	1	0	1	1	1	5	4	2	6
Murray	0	1	1	0	2	0	0	0	0	2	0	2	0	2
Okposo	9	11	1	0	11	8	2	1	3	7	14	10	11	21
Olofsson	3	9	8	0	13	7	0	6	6	5	15	11	9	20
Power	0	0	2	0	2	0	0	0	0	0	2	1	1	2
Prow	0	0	1	0	1	0	0	0	0	1	0	1	0	1
Pysyk	2	0	1	0	3	0	0	0	0	1	2	0	3	3
Quinn	1	0	0	0	0	1	0	0	0	1	0	1	0	1
Ruotsalainen	0	1	1	0	2	0	0	0	0	2	0	1	1	2
Skinner	6	8	19	0	28	5	0	4	4	16	17	16	17	33
Thompson	11	16	10	1	26	10	2	4	5	14	24	25	13	38
Tuch	1	7	4	0	9	2	1	0	0	3	9	5	7	12
Total	62	93	70	4	176	47	6	29	29	109	120	121	108	229

2021-22 Team Game-by-Game
SEASON IN REVIEW

GO BUFFALO LET'S GO BUFFALO LET'S GO BUFFALO LET'S GO BUFFALO LET'S GO BUFFALO



TEAM GAME-BY-GAME												
#	DATE	TEAM	W-L-OT	RECORD	GF-GA	SCORERS	W GOAL	PP	PK	SF-SA	W-L GLTDR.	ATTEND.
1	10/14/2021	MTL	W	1-0-0	5-1	21p,28,71p,96,72p	28	3-6	4-4	36-31	41/35	8467
2	10/16/2021	ARI	W**	2-0-0	2-1	20p	25	1-2	2-2	33-21	31/70	7872
3	10/19/2021	VAN	W	3-0-0	5-2	21,28,53,72,74	53	0-3	3-3	43-34	41/35	7376
4	10/22/2021	BOS	L	3-1-0	1-4	71	92	0-4	1-2	36-26	35/41	7820
5	10/23/2021	@ NJD	O*	3-1-1	1-2	24p	37	1-2	2-3	25-39	50/31	13158
6	10/25/2021	TBL	W	4-1-1	5-1	71,91,29,8,71	91	0-1	2-2	25-36	41/1	7417
7	10/28/2021	@ ANA	W*	5-1-1	4-3	28,74p,25,74	74	1-2	1-1	29-37	41/41	12014
8	10/31/2021	@ LAK	L	5-2-1	2-3	74s,71	19	0-2	5-6	24-34	32/31	12101
9	11/02/2021	@ SJS	L	5-3-1	3-5	53,91,53	38	0-2	1-1	28-27	47/41	10059
10	11/04/2021	@ SEA	L	5-4-1	2-5	72,21p	7	1-3	4-4	21-38	31/31	17151+
11	11/06/2021	DET	O*	5-4-2	3-4	72,26p,25	53	1-2	1-1	32-33	39/31	8171
12	11/08/2021	@ WSH	L	5-5-2	3-5	20,96,33	43	0-3	2-3	28-30	41/31	18573+
13	11/12/2021	EDM	W	6-5-2	3-2	96,24,24	24	0-3	4-6	23-35	31/74	8258
14	11/13/2021	TOR	L	6-6-2	4-5	53,72,53,26	44	0-2	0-1	27-26	60/80	7992
15	11/16/2021	@ PIT	W	7-6-2	2-1	33,21	21	0-5	3-4	19-46	31/35	16366
16	11/18/2021	CGY	L	7-7-2	0-5	--	13	0-2	1-2	27-33	25/31	7753
17	11/21/2021	@ NYR	L	7-8-2	4-5	74p,29,72,26	55	1-3	0-1	22-36	31/80	17256
18	11/22/2021	CBJ	L	7-9-2	4-7	72,28p,24,72p	44	2-4	3-3	33-29	70/80	7978
19	11/24/2021	BOS	L	7-10-2	1-5	21	13	0-1	1-3	25-47	1/80	9416
20	11/26/2021	MTL	W	8-10-2	4-1	72,20,21s,72	20	0-1	2-2	39-26	31/35	9958
21	11/27/2021	@ DET	O*	8-10-3	2-3	24,53	23	0-0	3-3	28-41	39/31	18050
22	11/29/2021	SEA	L	8-11-3	4-7	57,53p,53,24	22	1-4	0-0	36-32	60/31	10004
23	12/02/2021	@ FLA	L	8-12-3	4-7	29,24,29,37	15	0-3	2-3	31-45	30/80	11751
24	12/04/2021	@ CAR	L	8-13-3	2-6	10,28p	28	1-3	0-0	34-29	32/47	18680+
25	12/07/2021	ANA	L	8-14-3	0-2	--	12	0-3	1-1	25-23	41/1	8133
26	12/10/2021	NYR	L	8-15-3	1-2	57	13	0-2	1-2	37-31	40/1	9703
27	12/11/2021	WSH	O**	8-15-4	2-3	29,4	77	0-1	3-3	31-42	41/1	9554
28	12/14/2021	@ WPG	W	9-15-4	4-2	26p,96,26,53	26	1-2	3-3	27-36	1/37	13484
29	12/16/2021	@ MIN	W**	10-15-4	3-2	24,13	72	0-2	2-2	40-32	1/33	18022+
30	12/17/2021	@ PIT	O*	10-15-5	2-3	28,26	77	0-3	3-4	21-48	35/47	17456
31	12/29/2021	NJD	L	10-16-5	3-4	72,72,6	17	0-1	1-2	22-42	29/1	11511
32	12/30/2021	@ NYI	L	10-17-5	1-4	21p	20	1-2	1-2	37-32	40/47	17255+
33	01/01/2022	@ BOS	O*	10-17-6	3-4	29,53,89p	13	1-4	4-4	22-41	35/1	17850
34	01/06/2022	SJS	L	10-18-6	2-3	53,28p	48	1-3	1-1	39-21	33/1	8117
35	01/11/2022	TBL	L	10-19-6	1-6	29p	71	1-4	1-2	18-36	88/1	8368
36	01/13/2022	@ NSH	W	11-19-6	4-1	17,53p,53,29	53	1-4	3-4	21-30	80/74	17159+
37	01/15/2022	@ DET	L	11-20-6	0-4	--	59	0-5	3-5	22-39	39/80	19515+
38	01/17/2022	DET	O*	11-20-7	2-3	10,53	71	0-2	1-1	28-35	39/80	8839
39	01/18/2022	@ OTT	W	12-20-7	3-1	24,17,89	17	0-2	4-5	32-44	32/31	0
40	01/20/2022	DAL	L	12-21-7	4-5	26,22p,24,89	21	1-3	1-5	24-47	70/80	7808
41	01/22/2022	PHI	W	13-21-7	6-3	53,72p,72p,19,19,53p	19	3-4	4-5	24-33	32/35	9264
42	01/25/2022	@ OTT	L	13-22-7	0-5	--	63	0-5	3-4	32-47	30/80	0
43	01/29/2022	@ ARI	W	14-22-7	3-1	21p,19,89	19	1-3	1-2	35-28	41/70	12853

*Overtime **Shootout

2021-22 Team Game-by-Game

SEASON IN REVIEW

GO BUFFALO LET'S GO BUFFALO LET'S GO BUFFALO LET'S GO BUFFALO LET'S GO BUFFALO



TEAM GAME-BY-GAME												
#	DATE	TEAM	W-L-OT	RECORD	GF-GA	SCORERS	W GOAL	PP	PK	SF-SA	W-L GLTDR.	ATTEND.
44	01/30/2022	@ COL	L	14-23-7	1-4	24	91	0-4	3-4	31-36	35/31	17456
45	02/01/2022	@ VGK	L	14-24-7	2-5	89,15	81	0-2	3-4	32-35	90/41	18235+
46	02/10/2022	CBJ	O*	14-24-8	3-4	26,21,89	93	0-1	1-2	27-34	90/31	8476
47	02/13/2022	@ MTL	W	15-24-8	5-3	53,53,72p,53,53	53	1-3	3-3	32-32	41/35	500
48	02/15/2022	NYI	W	16-24-8	6-3	21,72s,89p,71,10,71	71	1-2	2-2	41-33	31/30	9296
49	02/17/2022	OTT	L	16-25-8	1-3	21p	16	1-6	2-2	24-28	31/41	7026
50	02/19/2022	COL	L	16-26-8	3-5	72,72,72	18	0-1	2-2	32-36	35/31	10526
51	02/20/2022	@ CBJ	L	16-27-8	3-7	13,72,21	8	0-1	2-2	36-39	30/41	18608+
52	02/23/2022	@ MTL	L	16-28-8	0-4	--	14	0-2	1-1	32-29	35/41	10552
53	02/25/2022	@ STL	L	16-29-8	3-5	24,21,72p	55	1-5	2-3	38-23	35/31	18096+
54	02/27/2022	@ DAL	L	16-30-8	2-4	72,20	18	0-1	2-3	40-31	29/41	18532
55	03/02/2022	@ TOR	W	17-30-8	5-1	78p,71,72,53,21	71	1-2	1-1	31-30	41/35	17122
56	03/04/2022	MIN	W	18-30-8	5-4	37p,21p,53,53,71	71	2-3	1-2	38-33	41/34	8462
57	03/06/2022	LAK	L	18-31-8	0-3	--	22	0-1	1-1	19-32	40/31	10775
58	03/07/2022	FLA	L	18-32-8	1-6	15	55	0-5	1-3	30-31	30/41	7906
59	03/10/2022	VGK	W	19-32-8	3-1	19,71p,89	71	1-4	4-4	24-31	41/39	12437
60	03/13/2022	TOR	W	20-32-8	5-2	19,29,29,19,72s	29	0-4	3-3	38-36	41/35	26119+
61	03/17/2022	@ EDM	L	20-33-8	1-6	71	97	0-1	2-3	28-36	41/41	15883
62	03/18/2022	@ CGY	W*	21-33-8	1-0	72	72	0-3	1-1	34-24	31/25	16685
63	03/20/2022	@ VAN	W*	22-33-8	3-2	37,53,26	26	0-2	2-3	29-32	41/35	18873+
64	03/23/2022	PIT	W**	23-33-8	4-3	72,28,72	72	0-3	0-2	33-26	41/1	9399
65	03/25/2022	WSH	O**	23-33-9	3-4	53,53,71	8	0-1	1-1	23-40	30/31	9740
66	03/27/2022	@ NYR	O*	23-33-10	4-5	74,4,21,53p	79	1-1	1-1	17-31	40/41	18006+
67	03/28/2022	@ CHI	W	24-33-10	6-5	71p,71,21,29,89,72p	72	2-3	0-2	37-21	31/32	18648
68	03/30/2022	WPG	O**	24-33-11	2-3	28,28	26	0-2	1-1	37-27	37/41	8055
69	04/01/2022	NSH	W	25-33-11	4-3	19,72,72,71p	71	1-2	1-1	35-25	41/74	19070+
70	04/03/2022	FLA	L	25-34-11	3-5	21,53p,72p	10	2-2	2-3	29-40	30/31	11787
71	04/05/2022	CAR	W	26-34-11	4-2	53,37,71,24p	71	1-3	2-2	22-34	41/31	8984
72	04/07/2022	@ CAR	L	26-35-11	3-5	72,89,71	20	0-3	2-2	21-32	32/41	15639
73	04/08/2022	@ FLA	L	26-36-11	3-4	71p,13,53	9	1-4	0-2	22-43	72/31	17728
74	04/10/2022	@ TBL	L	26-37-11	0-5	--	10	0-2	2-2	28-28	1/41	19092+
75	04/12/2022	@ TOR	W	27-37-11	5-2	21p,72p,53,26,74	53	2-4	5-5	28-26	41/50	18393
76	04/14/2022	STL	L	7-38-11	2-6	74,89	91	0-2	1-3	37-28	50/41	11565
77	04/16/2022	PHI	W	28-38-11	4-3	21p,26,29,72p	72	2-4	4-4	29-21	41/35	11046
78	04/17/2022	@ PHI	W	29-38-11	5-3	71p,96,71p,72,72	72	2-2	2-2	40-35	31/32	14377
79	04/21/2022	@ NJD	W	30-38-11	5-2	21s,89s,26,25,53	26	0-1	4-4	28-31	41/35	12014
80	04/23/2022	NYI	W	31-38-11	5-3	37,26p,72,29,53	29	1-6	2-2	35-22	31/30	12955
81	04/28/2022	@ BOS	L	31-39-11	0-5	--	37	0-3	4-6	37-32	35/31	17850
82	04/29/2022	CHI	W*	32-39-11	3-2	72,25,37	37	0-3	1-1	36-21	31/60	16505

*Overtime **Shootout

SEASON IN REVIEW

GO BUFFALO LET'S GO BUFFALO LET'S GO BUFFALO LET'S GO BUFFALO LET'S GO BUFFALO



SABRES' RECORD WHEN A PLAYER RECORDS A GOAL/ASSIST/POINT/MULTI-POINT GAME

PLAYER	IN LINEUP	GOAL	ASSIST	POINT	MULTI-POINT	Multi-Point Games			
						2 PTS	3 PTS	4 PTS	5 PTS
Asplund	31-38-11	3-3-1	5-9-4	7-12-5	2-0-1	3	--	--	--
Biro	0-1-0	0-0-0	0-0-0	0-0-0	0-0-0	--	--	--	--
Bjork	22-29-7	4-1-0	2-1-0	6-2-0	0-0-0	--	--	--	--
Bryson	31-34-8	1-0-0	3-3-2	4-3-2	1-0-0	1	--	--	--
Butcher	13-17-7	0-0-2	3-1-2	3-1-4	0-0-0	--	--	--	--
Caggiula	7-9-2	1-1-0	3-0-0	4-1-0	0-0-0	--	--	--	--
Cozens	32-37-10	4-6-2	13-6-0	16-9-2	7-3-0	9	1	--	--
Dahlin	31-38-11	6-3-3	16-11-4	18-12-7	10-4-1	14	1	--	--
Eakin	24-35-10	2-2-0	6-2-1	6-4-1	1-0-0	1	--	--	--
Fitzgerald	14-17-5	0-0-0	4-1-1	4-1-1	0-0-0	--	--	--	--
Girgensons	23-25-8	4-3-2	6-1-1	8-4-3	2-0-1	3	--	--	--
Hagg	19-23-6	1-0-0	3-3-1	3-3-1	1-0-0	1	--	--	--
Hayden	19-28-8	0-2-0	0-0-2	0-2-2	0-0-0	--	--	--	--
Hinostroza	25-27-10	6-3-2	8-2-1	13-5-3	1-2-0	2	1	--	--
Jankowski	6-11-2	2-0-0	2-0-1	4-0-1	0-0-0	--	--	--	--
Jokiharju	24-27-9	1-1-1	8-5-2	9-6-3	0-1-0	1	--	--	--
Krebs	21-21-6	5-0-0	8-3-2	11-3-2	5-0-0	5	--	--	--
MacInnis	0-1-0	0-0-0	0-0-0	0-0-0	0-0-0	--	--	--	--
Miller	12-21-5	1-1-0	3-5-1	4-6-1	2-1-0	3	--	--	--
Mittelstadt	18-19-3	5-1-0	6-3-2	9-4-2	2-1-1	4	--	--	--
Murray	5-10-4	0-2-0	0-2-2	0-3-2	0-1-0	1	--	--	--
Okposo	30-33-11	12-7-2	8-7-5	18-13-7	3-3-1	7	--	--	--
Olofsson	29-33-10	10-5-1	13-9-0	19-14-1	13-0-0	11	2	--	--
Peterka	0-2-0	0-0-0	0-0-0	0-0-0	0-0-0	--	--	--	--
Power	6-2-0	2-0-0	0-1-0	2-1-0	0-0-0	--	--	--	--
Prow	0-3-1	0-1-0	0-0-0	0-1-0	0-0-0	--	--	--	--
Pysyk	22-36-10	1-2-0	4-4-1	5-6-1	0-0-0	--	--	--	--
Quinn	0-2-0	0-1-0	0-1-0	0-1-0	0-1-0	1	--	--	--
Ruotsalainen	6-10-2	1-0-1	0-2-0	1-2-1	0-0-0	--	--	--	--
Samuelsson	21-17-4	0-0-0	4-4-2	4-4-2	0-0-0	--	--	--	--
Skinner	32-37-11	12-6-5	14-8-3	21-12-7	10-6-2	15	2	--	1
Thompson	30-37-11	17-11-1	11-10-4	24-18-5	11-6-2	17	2	--	--
Tuch	22-22-6	6-4-2	13-6-2	15-9-3	8-1-1	9	1	--	--
Wolanin	0-1-0	0-0-0	0-0-0	0-0-0	0-0-0	--	--	--	--

INDIVIDUAL LEADERS

CATEGORY	PLAYERS
Points:	T. THOMPSON (68), J. SKINNER (63), R. DAHLIN (53)
Goals:	T. THOMPSON (38), J. SKINNER (33), K. OKPOSO (21)
Assists:	R. DAHLIN (40), T. THOMPSON (30), J. SKINNER (30)
PP Goals:	T. THOMPSON (10), K. OKPOSO (8), V. OLOFSSON (7)
SH Goals:	K. OKPOSO (2), T. THOMPSON (2), R. ASPLUND (1), A. TUCH (1)
GW Goals:	V. OLOFSSON (6), T. THOMPSON (4), J. SKINNER (4)
3+ Goals:	J. SKINNER (1), T. THOMPSON (1)
PIM:	J. HAYDEN (84), R. DAHLIN (68), D. COZENS (55)
Shots:	J. SKINNER (262), T. THOMPSON (253), K. OKPOSO (174)
+/-:	O. POWER (+3), M. JANKOWSKI (+2)

SEASON IN REVIEW

GO BUFFALO LET'S GO BUFFALO LET'S GO BUFFALO LET'S GO BUFFALO LET'S GO BUFFALO



TEAM RECORDS

Overall record:	32-39-11
Home record:	17-18-6
Road record:	15-21-5
1-Goal Games:	13-8-11
2-Goal Games:	8-9-0
3-Goal Games:	11-22-0
Scoring first:	23-13-5
Opponent scoring first:	9-26-6
Leading after 1 period:	12-6-4
Trailing after 1 period:	6-23-4
Tied after 1 period:	14-10-3
Leading after 2 periods:	21-4-6
Trailing after 2 periods:	3-29-2
Tied after 2 periods:	8-6-3

OT/Shootout Record - This Season:	7-11
OT/Shootout Record - Franchise:	130-146-215
Shootout Record - This Season:	3-3
Shootout Record - Franchise:	84-77
Outshooting opponent:	19-15-1
Outshot by opponent:	12-23-10
Even shots:	1-1-0
vs. Atlantic:	8-14-4
vs. Metropolitan:	9-9-6
vs. EASTERN CONFERENCE:	17-23-10
vs. Central:	9-6-1
vs. Pacific:	6-10-0
vs. WESTERN CONFERENCE:	15-16-1

RECORD WHEN SCORING POWER-PLAY GOALS

0 PPG	1 PPG	2 PPG	3+ PPG
13-26-7 (.359)	12-11-4 (.519)	5-2-0 (.714)	2-0-0 (1.000)

RECORD WHEN ALLOWING POWER-PLAY GOALS

0 PPG	1 PPG	2 PPG	3+ PPG
22-14-8 (.591)	7-18-3 (.304)	3-6-0 (.333)	0-0-0 (.000)

RECORD BY DAY OF THE WEEK

Sunday	Monday	Tuesday	Wednesday	Thursday	Friday	Saturday
4-8-1 (.346)	2-4-1 (.357)	7-5-0 (.583)	2-3-1 (.417)	6-11-1 (.361)	6-4-2 (.583)	5-4-5 (.536)

RECORD BY MONTH

October	November	December	January	February	March	April
5-2-1 (.688)	3-9-2 (.286)	2-6-2 (.300)	4-6-2 (.417)	2-7-1 (.250)	8-3-3 (.679)	8-6-0 (.571)

GOALS BY PERIOD

	1	2	3	OT	T	AVG
Buffalo Sabres:	62	93	70	4	229	(2.8 avg.)
Opponents:	84	103	92	8	287	(3.5 avg.)

SHOTS BY PERIOD

	1	2	3	OT	T	AVG
Buffalo Sabres:	756	825	837	33	2451	(29.9 avg.)
Opponents:	878	922	867	35	2702	(33.0 avg.)

POWER PLAY

	G	ATT	%
Overall:	47	222	21.2 (16th NHL)
Home:	26	113	23.0 (14th NHL)
Road:	21	109	19.3 (16th NHL)

6 Shorthanded Goals Allowed (T-14th NHL)

PENALTY KILLING

	G	ATT	%
Overall:	50	212	76.4 (23rd NHL)
Home:	24	94	74.5 (30th NHL)
Road:	26	118	78.0 (19th NHL)

6 Shorthanded Goals Scored (T-16th NHL)

SEASON IN REVIEW

GO BUFFALO LET'S GO BUFFALO LET'S GO BUFFALO LET'S GO BUFFALO LET'S GO BUFFALO



POWER-PLAY SCORING			
Player	G	A	P
Rasmus Dahlin	3	18	21
Tage Thompson	10	6	16
Kyle Okposo	8	6	14
Victor Olofsson	7	5	12
Jeff Skinner	5	6	11
Peyton Krebs	0	10	10
Dylan Cozens	2	7	9
Alex Tuch	2	6	8
Jacob Bryson	1	6	7
Casey Mittelstadt	1	6	7
Zemgus Girgensons	3	1	4
Rasmus Asplund	2	2	4
Henri Jokiharju	0	4	4
Colin Miller	0	3	3
Cody Eakin	1	1	2
Will Butcher	0	2	2
Vinnie Hinostroza	1	0	1
Jack Quinn	1	0	1
Brett Murray	0	1	1
Drake Caggiula	0	1	1

SHOOTOUTS			
Shooter	G/S	%	GDG
Arttu Ruotsalainen	1/1	100	1
Tage Thompson	4/6	66.7	2
Alex Tuch	2/3	66.7	0
Victor Olofsson	2/4	50.0	0
Kyle Okposo	0/1	0.0	0
Dylan Cozens	0/1	0.0	0
Casey Mittelstadt	0/2	0.0	0

GOALTENDER			
Goaltender	Rec.	G/S	%
Ukko-Pekka Luukkonen	1-1	2/6	.667
Dustin Tokarski	1-1	3/6	.500
Craig Anderson	1-1	3/5	.400

SHORTHANDED SCORING			
Player	G	A	P
Tage Thompson	2	0	2
Kyle Okposo	2	0	2
Rasmus Dahlin	0	1	1
Victor Olofsson	0	1	1
Dylan Cozens	0	1	1
Alex Tuch	1	0	1
Rasmus Asplund	1	0	1
Cody Eakin	0	1	1

PENALTIES			
Overall	GP	Min	Avg./Rank
Overall	82	667	8:08 (11th NHL)

GOAL SITUATIONS		
Situations	For	Against
5-on-5:	158	200
5-on-4:	46	6
5-on-3:	0	0
4-on-4:	1	3
4-on-3:	0	0
3-on-3:	4	8
3-on-4:	0	0
3-on-5:	0	2
4-on-5:	5	48
Empty Net:	12	17
Penalty Shots:	0	1
Total:	229	287

Sabres Career Leaders RECORD BOOK

GO BUFFALO LET'S GO BUFFALO LET'S GO BUFFALO LET'S GO BUFFALO LET'S GO BUFFALO



GAMES PLAYED		GAME-WINNING GOALS		HAT TRICKS	
PLAYER	TOTAL	PLAYER	TOTAL	PLAYER	TOTAL
Gilbert Perreault	1,191	Gilbert Perreault	81	Rick Martin	21
Craig Ramsay	1,070	Rick Martin	47	Gilbert Perreault	18
Mike Ramsey	911	Mike Foligno	42	Danny Gare	10
Rob Ray	889	Thomas Vanek	41	Alexander Mogilny	10
Bill Hajt	854	Dave Andreychuk	38	Dave Andreychuk	9
Dave Andreychuk	837	Danny Gare	35	Thomas Vanek	8
Don Luce	766	Miroslav Satan	33	Pat LaFontaine	6
Jason Pominville	733	Craig Ramsay	32	Miroslav Satan	6
Alexei Zhitnik	712	Rene Robert	32	Drew Stafford	6
Rick Martin	681	Donald Audette/Don Luce/Derek Roy	30	Mike Foligno/Rene Robert	5

GOALS		LASTING-LEAD GOALS		SHUTOUTS	
PLAYER	TOTAL	PLAYER	TOTAL	PLAYER	TOTAL
Gilbert Perreault	512	Gilbert Perreault	72	Dominik Hasek	55
Rick Martin	382	Rick Martin	53	Ryan Miller	28
Dave Andreychuk	368	Dave Andreychuk	49	Martin Biron	18
Danny Gare	267	Thomas Vanek	40	Don Edwards	14
Thomas Vanek	254	Craig Ramsay	36	Tom Barrasso	13
Craig Ramsay	252	Danny Gare	35	Roger Crozier	10
Mike Foligno	247	Rene Robert	35	Bob Sauve	7
Miroslav Satan	224	Miroslav Satan	33	Robin Lehner	6
Rene Robert	222	Alexander Mogilny	30	Gerry Desjardins/Dave Dryden/Daren Puppa	5
Jason Pominville	217	Jim Lorentz	29		

ASSISTS		POWER-PLAY GOALS		GOALTENDER GAMES	
PLAYER	TOTAL	PLAYER	TOTAL	PLAYER	TOTAL
Gilbert Perreault	814	Dave Andreychuk	161	Ryan Miller	540
Dave Andreychuk	436	Gilbert Perreault	134	Dominik Hasek	491
Craig Ramsay	420	Rick Martin	114	Don Edwards	307
Phil Housley	380	Thomas Vanek	106	Martin Biron	300
Rene Robert	330	Alexander Mogilny	78	Tom Barrasso	266
Rick Martin	313	Miroslav Satan	74	Bob Sauve	246
Don Luce	310	Danny Gare	66	Daren Puppa	215
Jason Pominville	304	Pat LaFontaine	66	Roger Crozier	202
Dale Hawerchuk	275	Donald Audette	65	Jacques Cloutier	144
Derek Roy	266	Mike Foligno	62	Robin Lehner	133

POINTS		SHORTHANDED GOALS		GOALTENDER WINS	
PLAYER	TOTAL	PLAYER	TOTAL	PLAYER	TOTAL
Gilbert Perreault	1,326	Craig Ramsay	27	Ryan Miller	284
Dave Andreychuk	804	Don Luce	25	Dominik Hasek	234
Rick Martin	695	Miroslav Satan	15	Don Edwards	156
Craig Ramsay	672	Michael Peca	14	Martin Biron	134
Phil Housley	558	Wayne Presley	11	Tom Barrasso	124
Rene Robert	552	Jason Pominville	10	Bob Sauve	119
Don Luce	526	Curtis Brown	9	Daren Puppa	96
Jason Pominville	521	Ric Seiling	9	Roger Crozier	74
Mike Foligno	511	Six Players Tied	8	Gerry Desjardins	66
Danny Gare	500			Jacques Cloutier	50

PENALTY MINUTES		SHOTS		GOALTENDER MINUTES	
PLAYER	TOTAL	PLAYER	TOTAL	PLAYER	TOTAL
Rob Ray	3,189	Gilbert Perreault	3,077	Ryan Miller	31,661
Mike Foligno	1,448	Rick Martin	2,515	Dominik Hasek	28,664
Larry Playfair	1,392	Dave Andreychuk	2,342	Don Edwards	17,942
Brad May	1,323	Jason Pominville	1,908	Martin Biron	16,773
Matthew Barnaby	1,248	Danny Gare	1,779	Tom Barrasso	15,418
Lindy Ruff	1,128	Don Luce	1,774	Bob Sauve	14,041
Jim Schoenfeld	1,025	Rene Robert	1,754	Daren Puppa	11,760
Mike Ramsey	924	Thomas Vanek	1,685	Roger Crozier	10,966
Mike Hartman	890	Craig Ramsay	1,617	Robin Lehner	7,422
Jerry Korab	870	Jochen Hecht	1,602	Jacques Cloutier	7,419

Sabres Career Leaders RECORD BOOK

GO BUFFALO LET'S GO BUFFALO LET'S GO BUFFALO LET'S GO BUFFALO LET'S GO BUFFALO

GAME RESULTS

GREATEST MARGIN

<i>Winning</i>	12	(14-2 win 12-21-75 vs. Washington)
<i>Losing</i>	9	(11-2 loss 11-7-70 at Montreal) (9-0 loss 3-13-71 at St. Louis) (9-0 loss 10-10-81 at Montreal) (9-0 loss 12-22-87 at Boston) (9-0 loss 11-5-88 at Calgary) (9-0 loss 12-6-88 at Hartford)

TIE SCORE

<i>Highest</i>	8-8	(1-15-92 at New Jersey)
<i>Lowest</i>	0-0	(11-9-72 vs. California) (10-31-79 at Chicago) (2-5-83 at Quebec) (10-15-86 vs. Montreal) (11-2-96 at Colorado) (12-23-96 at New Jersey) (10-27-98 at NY Rangers) (12-8-99 vs. Ottawa) (1-13-00 at Boston) (1-21-03 vs. Pittsburgh)

SCORING

MOST GOALS

<i>For</i>	14	(14-2 win 12-21-75 vs. Washington) (14-4 win 3-19-81 vs. Toronto)
<i>Against</i>	11	(11-2 loss 11-7-70 at Montreal)
<i>Combined</i>	18	(14-4 win 3-19-81 vs. Toronto)

MOST GOALS IN ONE PERIOD

<i>For</i>	9	(3-19-81 vs. Toronto)
<i>Allowed</i>	7	(11-7-70 at Montreal)
<i>Combined</i>	12	(3-19-81 vs. Toronto, Buffalo 9 and Toronto 3)

MOST BUFFALO POINTS

<i>Game</i>	40	(12-21-75 vs. Washington)
<i>Period</i>	23	(12-21-75 vs. Washington) (3-19-81 vs. Toronto)

MOST POINTS IN ONE PERIOD

<i>Combined</i>	31	(3-19-81 vs. Toronto, Buffalo 23 and Toronto 8)
-----------------	----	---

FASTEST TWO GOALS

<i>For</i>	:04	(Lee Fogolin and Don Luce, 10-17-74 vs. California)
<i>Against</i>	:05	(Bob Manno and Danny Gare, 10-26-84 at Detroit)
<i>Combined</i>	:04	(Marian Stastny/QUE and Dale McCourt/BUF, 1-2-82 at Quebec)

FASTEST THREE GOALS

<i>For</i>	:39	(Pat LaFontaine, Wayne Presley and Donald Audette, 3-22-92 at Chicago)
<i>Against</i>	:34	(Danny Gare [2x] and Bob Manno, 10-26-84 at Detroit)
<i>Combined</i>	:17	(Ryan Carter/MIN, Nino Niederreiter/MIN and Zemgus Girgensons/BUF, 11-13-14 at Minnesota)

FASTEST TWO GOALS BY ONE PLAYER

<i>For</i>	:05	(Nathan Gerbe, 1-21-11 vs. NY Islanders)
<i>Against</i>	:10	(Darryl Sittler, 2-19-72 at Toronto)

FASTEST THREE GOALS BY ONE PLAYER

<i>For</i>	3:49	(Don Luce, 12-22-74 at Washington)
<i>Against</i>	4:03	(Wendel Clark, 10-11-86 at Toronto)

SCORING

FASTEST GOAL FROM OPENING FACEOFF

<i>For</i>	:05	(Alexander Mogilny, 12-21-91 vs. Toronto)
<i>Against</i>	:09	(Yvon Cournoyer, 12-22-73 at Montreal) (Jim Wiemer, 3-27-85 vs. NY Rangers)

FASTEST BUFFALO GOALS FROM START OF PERIOD

<i>One Goal</i>	:05	(Alexander Mogilny, 12-21-91 vs. Toronto)
<i>Two Goals</i>	:31	(Rene Robert and Rick Martin, 1-10-74 at NY Rangers)

SHOTS ON GOAL

SABRES SHOTS

<i>Most</i>	58	(2-2-75 vs. Kansas City)
<i>Fewest</i>	10	(10-28-14 at Toronto) (2-8-15 vs. NY Islanders)

OPPONENT SHOTS

<i>Most</i>	72	(12-10-70 at Boston)
<i>Fewest</i>	8	(3-21-76 vs. Kansas City)

SABRES AND OPPONENTS SHOTS COMBINED

<i>Most</i>	100	(12-10-70 vs. Boston)
<i>Fewest</i>	30	(4-10-99 at Ottawa)

GREATEST MARGIN OF SHOTS FAVORING

<i>Sabres</i>	37	(3-3-82 vs. Hartford, 52-15)
<i>Opponent</i>	44	(12-10-70 at Boston, 72-28)

SABRES SHOTS IN ONE PERIOD

<i>Most</i>	26	(2-25-78 vs. Cleveland)
<i>Fewest</i>	0	(2-19-81 at Montreal) (1-16-99 at Ottawa) (2-15-21 vs. NY Islanders)

SHOTS ALLOWED IN ONE PERIOD

<i>Most</i>	30	(12-10-70 at Boston)
<i>Fewest</i>	0	(3-21-76 vs. Kansas City)

SABRES AND OPPONENTS SHOTS COMBINED IN ONE PERIOD

<i>Most</i>	41	(2-2-75 vs. Kansas City)
<i>Fewest</i>	5	(3-14-72 vs. Minnesota) (12-23-72 vs. Los Angeles) (1-13-74 vs. St. Louis) (3-17-02 at Florida) (11-5-15 vs. Tampa Bay)

MOST SHOTS IN OVERTIME PERIOD

<i>Sabres</i>	9	(2-1-00 vs. Anaheim)
<i>Opponent</i>	10	(2-16-96 vs. New Jersey)
<i>Combined</i>	14	(12-8-17 at Chicago)

PENALTY MINUTES

MOST PENALTY MINUTES

<i>Sabres</i>	188	(3-31-92 at Minnesota)
<i>Opponent</i>	176	(4-12-92 vs Montreal)
<i>Combined</i>	360	(3-31-92 at Minnesota)

All-Time Draft Picks

TEAM HISTORY

GO BUFFALO LET'S GO BUFFALO LET'S GO BUFFALO LET'S GO BUFFALO LET'S GO BUFFALO



1970

PLAYER	RD.	NO.	POS.	LAST TEAM
Perreault, Gilbert	1	1	C	Montreal Jr. Canadiens
Deadmarsh, Butch	2	15	LW	Brandon Wheat Kings
Cuddie, Steve	3	29	D	Toronto Marlboros
Wyrozub, Randy	4	43	C	Edmonton Oil Kings
Morton, Mike	5	57	F	Shawinigan Bruins
Keeler, Tim	6	71	D	Niagara Falls Flyers
Regan, Tim	7	84	G	Boston University
Rombough, Doug	8	97	C	St. Catharines Black Hawks
Nadeau, Luc	9	107	C	Drummondville Rangers

1971

PLAYER	RD.	NO.	POS.	LAST TEAM
Martin, Richard	1	5	LW	Montreal Jr. Canadiens
Ramsay, Craig	2	19	LW	Peterborough TPT's
Hajt, Bill	3	33	D	Saskatoon Blades
Richer, Robert	4	47	C	Three Rivers Dukes
Warr, Steve	5	61	D	Clarkson University
Duguay, Pierre	6	75	C	Quebec Remparts

1972

PLAYER	RD.	NO.	POS.	LAST TEAM
Schoenfeld, Jim	1	5	D	Niagara Falls Flyers
Carriere, Larry	2	25	D	Loyola Univ. (Montreal)
McMasters, Jim	3	37	D	Calgary Centennials
Campeau, Richard	4	53	D	Sorel Black Hawks
Gratton, Gilles	5	69	G	Oshawa Generals
McNab, Peter	6	85	RW	University of Denver

1973

PLAYER	RD.	NO.	POS.	LAST TEAM
Titanic, Morris	1	12	LW	Sudbury Wolves
Landry, Jean	2	28	D	Quebec Remparts
Deschamps, Andre	3	44	LW	Quebec Remparts
Dupuis, Yvon	4	60	LW	Quebec Remparts
Smulders, Bob	5	76	RW	Peterborough TPT's
Korzack, Neil	6	92	RW	Peterborough TPT's
Young, Bob	7	108	D	University of Denver
O'Connell, Tim	8	124	RW	University of Vermont

1974

PLAYER	RD.	NO.	POS.	LAST TEAM
Fogolin, Lee	1	11	D	Oshawa Generals
Gare, Danny	2	29	RW	Calgary Centennials
Deziel, Michel	3	47	LW	Sorel Black Hawks
McIntosh, Paul	4	65	D	Peterborough TPT's
Lariviere, Gary	5	83	D	St. Catharines Black Hawks
Given, David	6	101	D	Brown University
Noreau, Bernard	7	119	RW	Laval National
Constantin, Charles	8	136	LW	Quebec Remparts
Jodzio, Rick	9	153	LW	Hamilton Red Wings
Smith, Derek	10	168	C	Ottawa 67's
Tsujimoto, Taro	11	183	C	Tokyo Katanas
Geoffrion, Bob	12	196	LW	Cornwall Royals

1975

PLAYER	RD.	NO.	POS.	LAST TEAM
Sauve, Bob	1	17	G	Laval National
Breitenbach, Ken	2	35	D	St. Catharines Black Hawks
Martin, Terry	3	44	LW	London Knights
McAdam, Gary	3	53	RW	St. Catharines Black Hawks
Neeld, Greg	4	71	D	Calgary Centennials
Edwards, Don	5	89	G	Kitchener Rangers
Minor, Jim	6	107	LW	Regina Pats
Rowe, Grant	7	125	D	Ottawa 67's
Tidey, Alex	8	143	RW	Lethbridge Broncos
Whitby, Andy	9	159	RW	Oshawa Generals
Moher, Len	10	174	G	University of Notre Dame

All-Time Draft Picks

TEAM HISTORY

GO BUFFALO LET'S GO BUFFALO LET'S GO BUFFALO LET'S GO BUFFALO LET'S GO BUFFALO



1976

PLAYER	RD.	NO.	POS.	LAST TEAM
Kowal, Joe	2	33	LW	Hamilton Fincups
Maze, Henry	4	69	LW	Edmonton Oil Kings
Roscoe, Ron	5	87	D	Hamilton Fincups
Lemieux, Don	6	105	D	Three Rivers Draveurs

1977

PLAYER	RD.	NO.	POS.	LAST TEAM
Seiling, Ric	1	14	RW	St. Catharines Fincups
Areschenkoff, Ron	2	32	C	Medicine Hat Tigers
Stewart, Bill	4	68	D	Niagara Falls Flyers
Sirois, Richard	5	86	G	Laval National
Ramsey, Wayne	6	104	D	Brandon Wheat Kings

1978

PLAYER	RD.	NO.	POS.	LAST TEAM
Playfair, Larry	1	13	D	Portland Winter Hawks
McKegney, Tony	2	32	LW	Kingston Canadiens
McClanahan, Rob	3	49	LW	University of Minnesota
Gazdic, Mike	4	66	D	Sudbury Wolves
Ireland, Randy	5	82	G	Portland Winter Hawks
McGregor, Cam	6	99	LW	Cornwall Royals
Eastman, Dan	7	116	C	London Knights
Stroebel, Eric	8	133	C	University of Minnesota
O'Sullivan, Eugene	9	150	C	Calgary Wranglers

1979

PLAYER	RD.	NO.	POS.	LAST TEAM
Ramsey, Mike	1	11	D	University of Minnesota
Ruff, Lindy	2	32	D	Lethbridge Broncos
Robinson, Mark	3	53	D	Victoria Cougars
Cloutier, Jacques	3	55	G	Three Rivers Draveurs
Hamel, Gilles	4	74	LW	Laval National
Haworth, Alan	5	95	C	Sherbrooke Beavers
Knickle, Rick	6	116	G	Brandon Wheat Kings

1980

PLAYER	RD.	NO.	POS.	LAST TEAM
Patrick, Steve	1	20	RW	Brandon Wheat Kings
Moller, Mike	2	41	RW	Lethbridge Broncos
McKenna, Sean	3	56	RW	Sherbrooke Beavers
North, Jay	3	62	C	Jefferson (Minn.) H.S.
Wiemer, Jim	4	83	D	Peterborough Petes
Rueter, Dirk	5	104	D	Sault St. Marie Greyhounds
Naud, Daniel	6	125	D	Sorel Black Hawks
Paavola, Jari	7	146	G	T.P.S. (Finland)
Cunneyworth, Randy	8	167	C	Ottawa 67's
Beckon, Dave	9	188	C	Peterborough Petes
Bader, John	10	209	LW	Irondale (Minn.) H.S.

1981

PLAYER	RD.	NO.	POS.	LAST TEAM
Dudacek, Jiri	1	17	RW	Czechoslovakia
Virta, Hannu	2	38	D	T.P.S. (Finland)
Aldred, Jim	3	59	LW	Kingston Canadiens
Chisholm, Colin	3	60	D	Calgary Wranglers
Eatough, Jeff	4	80	RW	Cornwall Royals
Wikberg, Anders	4	83	LW	Timra (Sweden)
Eivola, Mauri	5	101	C	T.P.S. (Finland)
Butorac, Ali	6	122	D	Ottawa 67's
Leime, Heikki	7	143	D	T.P.S. (Finland)
Orlando, Gates	8	164	C	Providence College
Sebek, Venci	9	185	D	Niagara Falls Flyers
Harper, Warren	10	206	RW	Prince Albert

All-Time Draft Picks

TEAM HISTORY

GO BUFFALO LET'S GO BUFFALO LET'S GO BUFFALO LET'S GO BUFFALO LET'S GO BUFFALO



1982

PLAYER	RD.	NO.	POS.	LAST TEAM
Housley, Phil	1	6	D	South St. Paul (Minn.) H.S.
Cyr, Paul	1	9	LW	Victoria Cougars
Andreychuk, Dave	1	16	C	Oshawa Generals
Anderson, Mike	2	26	C	North St. Paul (Minn.) H.S.
Johansson, Jens	2	30	D	Pitea (Sweden)
Jutila, Timo	4	68	D	Tappara (Finland)
Hamilton, Jeff	4	79	C	Providence College
Logan, Bob	5	100	RW	West Island
Parker, Jeff	6	111	C	Mariner (Minn.) H.S.
Gustavsson, Jacob	6	121	G	Almtuna (Sweden)
Bishop, Alan	7	142	D	Niagara Falls Flyers
Verret, Claude	8	163	C	Three Rivers Draveurs
Norman, Rob	9	184	RW	Cornwall Royals
Craig, Mike	10	205	G	Billings Bighorns
Plankers, Jim	11	226	D	Cloquet (Minn.) H.S.

1983

PLAYER	RD.	NO.	POS.	LAST TEAM
Barrasso, Tom	1	5	G	Acton-Boxborough H.S.
Lacombe, Normand	1	10	RW	Univ. of New Hampshire
Creighton, Adam	1	11	C	Ottawa 67's
Tucker, John	2	31	C	Kitchener Rangers
Hajdu, Richard	2	34	LW	Kamloops Jr. Oilers
Puppa, Daren	4	74	G	Kirkland Lake Intermediates
Meyer, Jayson	5	94	D	Regina Pats
Hofford, James	6	114	D	Windsor Spitfires
Ruuttu, Christian	7	134	C	Assat (Finland)
McSween, Don	8	154	D	Redford (Mich.) Royals
Hoover, Tim	9	174	D	Sault St. Marie Greyhounds
Ferner, Mark	10	194	D	Kamloops Blazers
Krupp, Uwe	11	214	D	Kolner (West Germany)
Hamelin, Marc	12	234	G	Shawinigan Cataracts
Salfi, Kermit	12	235	LW	Northwood Prep H.S.

1984

PLAYER	RD.	NO.	POS.	LAST TEAM
Andersson, Mikael	1	18	LW	Vastra Frolunda (Sweden)
Trapp, Doug	2	39	LW	Regina Pats
Sheppard, Ray	3	60	RW	Cornwall Royals
Halkidis, Bob	4	81	D	London Knights
Rampton, Joey	5	102	LW	Sault Ste. Marie Greyhounds
Gasseau, James	6	123	D	Drummondville
Wakaluk, Darcy	7	144	G	Kelowna Wings
Stambert, Orwar	8	165	D	Djurgardens (Sweden)
McKinnon, Brian	10	207	C	Ottawa 67's
Delcourt, Grant	11	228	RW	Kelowna Wings
Baker, Sean	12	249	LW	Seattle Breakers

1985

PLAYER	RD.	NO.	POS.	LAST TEAM
Johansson, Calle	1	14	D	Vastra Frolunda (Sweden)
Hogue, Benoit	2	35	C	St. Jean Beavers
Gretzky, Keith	3	56	C	Windsor Compuware Spitfires
Moylan, Dave	4	77	D	Sudbury Wolves
Priestlay, Ken	5	98	C	Victoria Cougars
Reekie, Joe	6	119	D	Cornwall Royals
Matikainen, Petri	7	140	D	Sapko (Finland)
Kaese, Trent	8	161	RW	Lethbridge Broncos
Sejba, Jiri	9	182	LW	Dukla Jihlava (Czech.)
Sutton, Boyd	10	203	C	Stratford Jr. B
Larose, Guy	11	224	C	Guelph Platers
Baumgartner, Ken	12	245	D	Prince Albert Raiders

All-Time Draft Picks

TEAM HISTORY

GO BUFFALO LET'S GO BUFFALO LET'S GO BUFFALO LET'S GO BUFFALO LET'S GO BUFFALO

1990

PLAYER	RD.	NO.	POS.	LAST TEAM
May, Brad	1	14	LW	Niagara Falls Thunder
McCarthy, Brian	4	82	C	Pingree H.S. (Mass.)
Smehlik, Richard	5	97	D	Vitkovice (Czech.)
Bojcun, Todd	5	100	G	Peterborough (OHL)
Pascall, Brad	5	103	D	University of North Dakota
Gordiouk, Viktor	7	142	LW	Krylja Sovetov
Nedoma, Milan	8	166	D	Zetor Brno (Czech.)
Winch, Jason	9	187	LW	Niagara Falls Thunder
Naud, Sylvain	10	208	RW	Laval Titans
Martin, Kenneth	11	229	LW	Belmont Hill (Mass.) H.S.
Rubachuk, Brad	12	250	C	Lethbridge Hurricanes
McFarlane, Shane	S3	24	C	University of North Dakota

1991

PLAYER	RD.	NO.	POS.	LAST TEAM
Boucher, Philippe	1	13	D	Granby Bisons
Dawe, Jason	2	35	LW	Peterborough Petes
Young, Jason	3	57	LW	Sudbury Wolves
Ambroziak, Peter	4	72	LW	Ottawa 67's
Shields, Steve	5	101	G	Univ. of Michigan
O'Donnell, Sean	6	123	D	Sudbury Wolves
Holzinger, Brian	6	124	C	Detroit Red Wings Jr. A
Snell, Chris	7	145	D	Ottawa 67's
Kuntos, Jiri	8	162	D	Jihlava (Czech.)
Iob, Tony	9	189	LW	Sault St. Marie Greyhounds
Meany, Spencer	10	211	RW	St. Lawrence University
Volkov, Mihail	11	233	RW	Krylja (U.S.S.R.)
Smith, Mike	12	255	D	Lake Superior State
Steer, Jamie	S3	19	RW	Michigan Tech

1992

PLAYER	RD.	NO.	POS.	LAST TEAM
Cooper, David	1	11	D	Medicine Hat (WHL)
Cierny, Jozef	2	35	LW	Zvolen (Czech)
Steiner, Ondrej	3	59	C	Plzen (Czech)
Melanson, Dean	4	80	D	St. Hyacinthe (QMJHL)
Barnaby, Matthew	4	83	LW	Beauport (QMJHL)
Ketterer, Markus	5	107	G	Jokerit (Finland)
Khmylev, Yuri	5	108	LW	Krylja (CIS)
Rushforth, Paul	6	131	C	North Bay (OHL)
Tiltgen, Dean	8	179	C	Tri-City (WHL)
Simon, Todd	9	203	C	Niagara Falls (OHL)
Kowalsky, Rick	10	227	RW	Sault St. Marie (OHL)
Clancy, Chris	11	251	LW	Cornwall (OHL)

1993

PLAYER	RD.	NO.	POS.	LAST TEAM
Tsygurov, Denis	2	38	D	Lada Togliatti (CIS)
Philpott, Ethan	3	64	RW	Phillips Andover Academy
Safarik, Richard	5	116	LW	Nitra (EUR)
Pozzo, Kevin	6	142	D	Moose Jaw (WHL)
Petrenko, Sergei	7	168	LW	Dynamo Moscow (CIS)
Barrie, Mike	8	194	C	Victoria (WHL)
Moore, Barrie	9	220	LW	Sudbury (OHL)
Davis, Chris	10	246	G	Calgary Royals (Tier 2)
Nichol, Scott	11	272	C	Portland (WHL)

1994

PLAYER	RD.	NO.	POS.	LAST TEAM
Primeau, Wayne	1	17	C	Owen Sound (OHL)
Brown, Curtis	2	43	C	Moose Jaw (WHL)
Ndur, Rumun	3	69	D	Guelph (OHL)
Klimentiev, Sergei	5	121	D	Medicine Hat (WHL)
Benazic, Cal	6	147	D	Medicine Hat (WHL)
Plouffe, Steve	7	168	G	Granby (QMJHL)

Continued on next page

Note: S in round number refers to the supplemental draft.

All-Time Draft Picks TEAM HISTORY

GO BUFFALO LET'S GO BUFFALO LET'S GO BUFFALO LET'S GO BUFFALO LET'S GO BUFFALO



1994

PLAYER	RD.	NO.	POS.	LAST TEAM
Hnidy, Shane	7	173	D	Prince Albert (WHL)
Webb, Steve	7	176	RW	Peterborough (OHL)
Westerby, Bob	8	199	LW	Kamloops (WHL)
Millar, Craig	9	225	D	Swift Current (WHL)
Polak, Mark	10	251	C	Medicine Hat (WHL)
Wright, Shayne	11	277	D	Owen Sound (OHL)

1995

PLAYER	RD.	NO.	POS.	LAST TEAM
McKee, Jay	1	14	D	Niagara Falls (OHL)
Biron, Martin	1	16	G	Beauport (QMJHL)
Dutiaume, Mark	2	42	LW	Brandon (WHL)
Sunderland, Mathieu	3	68	RW	Drummondville (QMJHL)
Davidson, Matt	4	94	RW	Portland (WHL)
Menhart, Marian	5	111	D	Litvinov (Czech)
Popp, Kevin	5	119	D	Seattle (WHL)
Bienvenue, Daniel	5	123	LW	Val d'Or (QMJHL)
Scott, Brian	7	172	C	Kitchener (OHL)
Zanutto, Mike	8	198	C	Oshawa (OHL)
Skrlac, Rob	9	224	LW	Kamloops (WHL)

1996

PLAYER	RD.	NO.	POS.	LAST TEAM
Rasmussen, Erik	1	7	C/LW	University of Minnesota
Sarich, Cory	2	27	D	Saskatoon (WHL)
Van Oene, Darren	2	33	LW	Brandon (WHL)
Methot, Francois	3	54	C	St-Hyacinthe (QMJHL)
Walsh, Kurt	4	87	RW	Owen Sound (OHL)
Martone, Mike	4	106	D	Peterborough (OHL)
Tezиков, Alexei	5	115	D	Lada Togliatti (Russia)
Davis, Ryan	6	142	RW	Owen Sound (OHL)
Mortier, Darren	6	161	C	Sarnia (OHL)
Buhler, Scott	9	222	G	Medicine Hat (WHL)

1997

PLAYER	RD.	NO.	POS.	LAST TEAM
Noronen, Mika	1	21	G	Tappara (Finland)
Tallinder, Henrik	2	48	D	AIK (Sweden)
Afinogenov, Maxim	3	69	RW	Dynamo (Russia)
Martin, Jeff	3	75	C	Windsor (OHL)
Theoret, Luc	4	101	D	Lethbridge (WHL)
DiRoberto, Torrey	5	128	C	Seattle (WHL)
Campbell, Brian	6	156	D	Ottawa (OHL)
Adduono, Jeremy	7	184	RW	Sudbury (OHL)
Piros, Kamil	8	212	C	Litvinov (Czech)
Kemp, Dylan	9	238	D	Lethbridge (WHL)

1998

PLAYER	RD.	NO.	POS.	LAST TEAM
Kalinin, Dimitri	1	18	D	Traktor (Russia)
Peters, Andrew	2	34	LW	Oshawa (OHL)
Milley, Norman	2	47	RW	Sudbury (OHL)
Kristek, Jaroslav	2	50	RW	ZPS Zlin (Czech)
Pandolfo, Mike	3	77	LW	St. Sebastien's
Goldade, Aaron	5	137	C	Brandon (WHL)
Kotalik, Ales	6	164	RW	HC Ceske Budejovice (Czech)
Moran, Brad	7	191	C	Calgary (WHL)
Moravec, David	8	218	RW	HC Vitkovice (Czech)
Terglav, Edo	9	249	RW	Baie-Comeau (QMJHL)

1999

PLAYER	RD.	NO.	POS.	LAST TEAM
Heisten, Barrett	1	20	LW	University of Maine
Bartovic, Milan	2	35	RW	Trencin (Slovakia)
Janik, Doug	2	55	D	University of Maine
Zigomanis, Michael	2	64	C	Kingston (OHL)

Continued on next page

All-Time Draft Picks

TEAM HISTORY

GO BUFFALO LET'S GO BUFFALO LET'S GO BUFFALO LET'S GO BUFFALO LET'S GO BUFFALO



1999

PLAYER	RD.	NO.	POS.	LAST TEAM
Preston, Tim	3	73	LW	Seattle (WHL)
Mosovsky, Karel	4	117	LW	Regina (WHL)
Miller, Ryan	5	138	G	Soo (NAHL)
Kinch, Matthew	5	146	D	Calgary (WHL)
Hyacinthe, Seneque	6	178	LW	Val D'Or (QMJHL)
Dececco, Bret	7	206	RW	Seattle (WHL)
Self, Brad	8	235	C	Peterborough (OHL)
Brunel, Craig	9	263	RW	Prince Albert (WHL)

2000

PLAYER	RD.	NO.	POS.	LAST TEAM
Kriukov, Artem	1	15	C	Yaroslavl (Russia)
Decaire, Gerard	2	48	D	Seattle (WHL)
Rousseau, Ghyslain	4	111	G	Baie-Comeau (QMJHL)
Denisov, Denis	5	149	D	HC Moscow (Russia)
Bizyayev, Vasily	7	213	F	CSKA Jr. (Russia)
Gaustad, Paul	7	220	C/LW	Portland (WHL)
McMorrow, Sean	8	258	D	Kitchener (OHL)
Courtney, Ryan	9	277	LW	Windsor (OHL)

2001

PLAYER	RD.	NO.	POS.	LAST TEAM
Novotny, Jiri	1	22	C	Budejovice (Czech)
Roy, Derek	2	32	C	Kitchener (OHL)
Thorburn, Chris	2	50	C	North Bay (OHL)
Pominville, Jason	2	55	RW	Shawinigan (QMJHL)
Vondrka, Michal	5	155	LW	Budejovice (Czech)
Aslund, Calle	8	234	D	Huddinge (Sweden)
Dubec, Marek	8	247	D	Vsetin (Slovakia)
Jorde, Ryan	9	279	D	Tri-City (WHL)

2002

PLAYER	RD.	NO.	POS.	LAST TEAM
Ballard, Keith	1	11	D	University of Minnesota (WCHA)
Paille, Daniel	1	20	LW	Guelph (OHL)
Tessier, Michael	3	76	LW	Acadie-Bathurst (QMJHL)
Adams, John	3	82	D	Boston College
Hulva, Jakub	4	108	F	Citkovice (Czech)
Magers, Marty	4	121	G	Omaha (USHL)
Sheviev, Maxim	6	178	C	Elemash Elektorstal (Russia)
Hecl, Radoslav	7	208	D	Bratislava (Slovakia)
Wideman, Dennis	8	241	D	London (OHL)
Cizek, Martin	9	271	D	HC Slavia Praha (Czech)

2003

PLAYER	RD.	NO.	POS.	LAST TEAM
Vanek, Thomas	1	5	LW	University of Minnesota (WCHA)
Fabry, Branislav	2	65	RW	Bratislava Jr. (Slovakia)
MacArthur, Clarke	3	74	LW	Medicine Hat (WHL)
Hejda, Jan	4	106	D	HC Slavia Praha (Czech)
Ezhov, Denis	4	114	D	Togliatti (Russia)
Morrow, Thomas	5	150	D	Des Moines (USHL)
Voroshinin, Pavel	6	172	D	Mississauga (OHL)
Paetsch, Nathan	7	202	D	Moose Jaw (WHL)
Weber, Jeff	8	235	G	Plymouth (OHL)
Martin, Louis-Phillippe	9	266	RW	Baie-Comeau (QMJHL)

2004

PLAYER	RD.	NO.	POS.	LAST TEAM
Stafford, Drew	1	13	RW	University of North Dakota (WCHA)
Funk, Michael	2	43	D	Portland (WHL)
Sekera, Andrej	3	71	D	Trencin Jr. (Slovakia)
Valent, Michal	5	145	G	Martin Jr. (Slovakia)
Kaleta, Patrick	6	176	RW	Peterborough (OHL)
Mancari, Mark	7	207	RW	Ottawa (OHL)
Card, Mike	8	241	D	Kelowna (WHL)
Hunter, Dylan	9	273	LW	London (OHL)

TEAM HISTORY

GO BUFFALO LET'S GO BUFFALO LET'S GO BUFFALO LET'S GO BUFFALO LET'S GO BUFFALO

2005

PLAYER	RD.	NO.	POS.	LAST TEAM
Zagraban, Marek	1	13	C	Chicoutimi (QMJHL)
Gogulla, Philippe	2	48	LW	Koln (Germany)
Gragnani, Marc-Andre	3	87	D	PEI (QMJHL)
Butler, Chris	4	96	D	Sioux City (USHL)
Gerbe, Nathan	5	142	C	US Under-18 (USDL)
Dennis, Adam	6	182	G	London (OHL)
Buravchikov, Vyacheslav	6	191	D	Kryja (Russia)
Generous, Matt	7	208	D	N.E. Jr. Falcons (EJHL)
Orpik, Andrew	7	227	D	Thayer Academy (USHSE)

2006

PLAYER	RD.	NO.	POS.	LAST TEAM
Persson, Dennis	1	24	D	Vasteras Jr. (Sweden)
Enroth, Jhonas	2	46	G	Sodertalje (Sweden)
Weber, Mike	2	57	D	Windsor (OHL)
Schutz, Felix	4	117	C	Saint John (QMJHL)
Biega, Alex	5	147	D	Salisbury (USHS)
Breault, Benjamin	7	207	C	Baie Comeau (QMJHL)

2007

PLAYER	RD.	NO.	POS.	LAST TEAM
Brennan, T.J.	2	31	D	St. John's (QMJHL)
Schiestel, Drew	2	59	D	Mississauga (OHL)
Tropp, Corey	3	89	F	Sioux Falls (USHL)
Eidsness, Bradley	5	139	G	Okotoks (AJHL)
Allard, Jean-Simon	5	147	C	St. John's (QMJHL)
Byron, Paul	6	179	C	Gatineau (QMJHL)
Eno, Nick	7	187	G	Green Mountain (EJHL)
MacKenzie, Drew	7	209	D	The Taft School (USHS)

2008

PLAYER	RD.	NO.	POS.	LAST TEAM
Myers, Tyler	1	12	D	Kelowna (WHL)
Ennis, Tyler	1	26	LW	Medicine Hat (WHL)
Adam, Luke	2	44	LW	St. John's (WHL)
Fienhage, Cory	3	81	D	Eastview (USHS)
Jokinen, Justin	4	101	RW	Cloquet (USHS)
Southorn, Jordon	4	104	D	PEI (QMJHL)
Lagace, Jacob	5	134	LW	Chicoutimi (QMJHL)
Crawford, Nick	6	164	D	Saginaw (OHL)

2009

PLAYER	RD.	NO.	POS.	LAST TEAM
Kassian, Zack	1	13	RW	Peterborough (OHL)
McNabb, Brayden	3	66	D	Kootenay (WHL)
Foligno, Marcus	4	104	LW	Sudbury (OHL)
Adams, Mark	5	134	D	Malden Catholic (USHS)
Knapp, Connor	6	164	G	Miami (CCHA)
Legault, Maxime	7	194	RW	Shawinigan (QMJHL)

2010

PLAYER	RD.	NO.	POS.	LAST TEAM
Pysyk, Mark	1	23	D	Edmonton (WHL)
Gauthier-Leduc, Jerome	3	68	D	Rouyn-Noranda (QMJHL)
Sundher, Kevin	3	75	C	Chilliwack (WHL)
MacKenzie, Matt	3	83	D	Calgary (WHL)
Shiple, Steven	4	98	C	Owen Sound (OHL)
Sutch, Gregg	5	143	RW	Mississauga (OHL)
Henley, Cedrick	6	173	LW	Val d'Or (QMJHL)
Isackson, Christian	7	203	RW	St. Thomas (USHS)
Boychuk, Riley	7	208	LW	Portland (WHL)

All-Time Draft Picks TEAM HISTORY

GO BUFFALO LET'S GO BUFFALO LET'S GO BUFFALO LET'S GO BUFFALO LET'S GO BUFFALO



2011

PLAYER	RD.	NO.	POS.	LAST TEAM
Armia, Joel	1	16	RW	Assat (Finland)
Catenacci, Daniel	3	77	C	Sault Ste. Marie (OHL)
Jacobs, Colin	4	107	C	Seattle (WHL)
Lepkowski, Alex	5	137	D	Barrie (OHL)
Lieuwen, Nathan	6	167	G	Kootenay (WHL)
Navin, Brad	7	197	C	Waupaca (USHS)

2012

PLAYER	RD.	NO.	POS.	LAST TEAM
Grigorenko, Mikhail	1	12	C	Quebec (QMJHL)
Girgensons, Zemgus	1	14	C	Dubuque (USHL)
McCabe, Jake	2	44	D	Wisconsin (WCHA)
Kea, Justin	3	73	C	Saginaw (OHL)
Nelson, Logan	5	133	C	Victoria (WHL)
Ullmark, Linus	6	163	G	MODO Jr. (Sweden)
Austin, Brady	7	193	D	Belleville (OHL)
Peterson, Judd	7	204	C/RW	Duluth Marshall (USHS)

2013

PLAYER	RD.	NO.	POS.	LAST TEAM
Ristolainen, Rasmus	1	8	D	TPS (Finland)
Zadorov, Nikita	1	16	D	London (OHL)
Compher, J.T.	2	35	LW	US Under-18 (USHL)
Hurley, Connor	2	38	C	Edina (USHS)
Bailey, Justin	2	52	RW	Kitchener (OHL)
Baptiste, Nicholas	3	69	RW	Sudbury (OHL)
Petersen, Cal	5	129	G	Waterloo (USHL)
Possler, Gustav	5	130	RW	MODO Jr. (Sweden)
Florentino, Anthony	5	143	D	South Kent (USHS)
Malone, Sean	6	159	C	US Under-18 (USHL)
Locke, Eric	7	189	C	Saginaw (OHL)

2014

PLAYER	RD.	NO.	POS.	LAST TEAM
Reinhart, Sam	1	2	C	Kootenay (WHL)
Lemieux, Brendan	2	31	LW	Barrie (OHL)
Cornel, Eric	2	44	C	Peterborough (OHL)
Karabacek, Vaclav	2	49	RW	Gatineau (QMJHL)
Johansson, Jonas	3	61	G	Brynäs Jr. (Sweden)
Martin, Brycen	3	74	D	Swift Current (WHL)
Willman, Maxwell	5	121	C	Williston-North Hampton (USHS)
Brown, Christopher	6	151	C	Cranbrook Kingswood (USHS)
Olofsson, Victor	7	181	RW	MODO Jr. (Sweden)

2015

PLAYER	RD.	NO.	POS.	LAST TEAM
Eichel, Jack	1	2	C	Boston University (H-East)
Guhle, Brendan	2	51	D	Prince Albert (WHL)
Borgem, William	4	92	D	Moorhead (USHS)
Stephens, Devante	5	122	D	Kelowna (WHL)
Estephan, Giorgio	6	152	C	Lethbridge (WHL)
Chukarov, Ivan	7	182	D	Minnesota (NAHL)

2016

PLAYER	RD.	NO.	POS.	LAST TEAM
Nylander, Alexander	1	8	LW	Mississauga (OHL)
Asplund, Rasmus	2	33	C	Farjestad (Sweden)
Pu, Cliff	3	69	RW	London (OHL)
Fitzgerald, Casey	3	86	D	Boston College (H-East)
Murray, Brett	4	99	LW	Carleton Place (CCHL)
Nyberg, Philip	5	129	D	Linköping Jr. (Sweden)
Budik, Vojtech	5	130	D	Prince Albert (WHL)
Hagel, Brandon	6	159	LW	Red Deer (WHL)
Osmanski, Austin	7	189	D	Mississauga (OHL)
Glotov, Vasily	7	190	C	Lvy St. Petersburg 2 (Russia)

All-Time Draft Picks

TEAM HISTORY

GO BUFFALO LET'S GO BUFFALO LET'S GO BUFFALO LET'S GO BUFFALO LET'S GO BUFFALO

2017				
PLAYER	RD.	NO.	POS.	LAST TEAM
Mittelstadt, Casey	1	8	C	Eden Prairie (USHS)
Davidsson, Marcus	2	37	C	Djurgardens (Sweden)
Luukkonen, Ukko-Pekka	2	54	G	HPK Jr. (Finland)
Laaksonen, Oskari	3	89	D	Ilves Jr. (Finland)
Bryson, Jacob	4	99	D	Providence (H-East)
Weissbach, Linus	7	192	LW	Tri-City (USHL)
2018				
PLAYER	RD.	NO.	POS.	LAST TEAM
Dahlin, Rasmus	1	1	D	Frolunda (Sweden)
Samuelsson, Mattias	2	32	D	US Under-18 (USHL)
Pekar, Matej	4	94	C	Muskegon (USHL)
Lindstrand Cronholm, Linus	4	117	D	Malmo Jr. (Sweden)
Kukkonen, Miska	5	125	D	Ilves Jr. (Finland)
Worge-Kreu, William	7	187	D	Linkoping Jr. (Sweden)
2019				
PLAYER	RD.	NO.	POS.	LAST TEAM
Cozens, Dylan	1	7	C	Lethbridge (WHL)
Johnson, Ryan	1	31	D	Sioux Falls (USHL)
Portillo, Erik	3	67	G	Frolunda Jr. (Sweden)
Huglen, Aaron	4	102	RW	Fargo (USHL)
Cederqvist, Filip	5	143	LW	Vaxjo (Sweden)
Rousek, Lukas	6	160	RW	Sparta Praha (Czech)
2020				
PLAYER	RD.	NO.	POS.	LAST TEAM
Quinn, Jack	1	8	RW	Ottawa (OHL)
Peterka, J-J	2	34	RW	Munchen (Germany)
Costantini, Matteo	5	131	C	Buffalo (OJHL)
Lyckasen, Albert	7	193	D	Linkoping Jr. (Sweden)
Konecny, Jakub	7	216	C	Sparta Praha Jr. (Czech)
2021				
PLAYER	RD.	NO.	POS.	LAST TEAM
Power, Owen	1	1	D	Michigan (NCAA)
Rosen, Isak	1	14	RW	Leksand (Sweden)
Poltapov, Prokhor	2	33	LW	Cska 2 (Russia-Jr.)
Kisakov, Aleksandr	2	53	LW	Dynamo Moscow 2 (Russia-Jr.)
Sardarian, Stiven	3	88	RW	Cska 2 (Russia-Jr.)
Bloom, Josh	3	95	LW	Saginaw Spirit (OHL)
Nadeau, Olivier	4	97	RW	Shawinigan Cataractes (QMJHL)
Marjala, Viljami	5	159	LW	Quebec Remparts (QMJHL)
Lofberg, William	6	161	C	Malmo Jr. (Sweden-Jr.)
Novikov, Nikita	6	188	D	Dynamo Moscow 2 (Russia-Jr.)
Kozak, Tyson	7	193	C	Portland Winter Hawks (WHL)
2022				
PLAYER	RD.	NO.	POS.	LAST TEAM
Savoie, Matt	1	9	C	Winnipeg (WHL)
Ostlund, Noah	1	16	C	Djurgardens (Sweden)
Kulich, Jiri	1	28	C	Karlovy Vary (Czech)
Leinonen, Topias	2	41	G	JYP (Finland)
Neuchev, Viktor	3	74	LW	Yekaterinburg (Russia)
Lindgren, Mats	4	106	D	Kamloops (WHL)
Komarov, Vsevolod	5	134	D	Quebec (QMJHL)
Richard, Jake	6	170	RW	Muskegon (USHL)
Karlsson, Gustav	6	187	C	Orebro (Sweden)
Ratkovic Berndtsson, Joel	7	202	RW	Frolunda (Sweden)
Sjodin, Linus	7	211	C	Rogle (Sweden)



HISTORY OF THE AFFILIATION

After three seasons with the Portland Pirates, the Buffalo Sabres renewed their affiliation with the Rochester Americans before the 2011-12 season. The 2022-23 season will mark the 41st season of affiliation between the Sabres and Amerks, one of the longest relationships between an NHL team and its AHL affiliate.

The Amerks are entering their historic 67th season in the American Hockey League and the team will once again be an essential pipeline for future Sabres stars.

Since the long-anticipated reunion of the two organizations, the Amerks have had a total of seven first-round picks of the Sabres play at least one game in Rochester. Jack Quinn, Buffalo's eighth overall pick in 2020, earned an early audition with the Amerks during the condensed 2020-21 season before evolving into one of the most dynamic and impressive rookie scorers in the American Hockey League in 2021-22.

Quinn finished the season with 61 points (26+35) in only 45 games while twice having to overcome long-term injuries. He also led the team with 19 multi-point games, including a four-goal effort. He would later be honored with the Dudley "Red" Garrett Memorial Award as the AHL's outstanding rookie, becoming the first Amerk to win the award since Mika Noronen in 1999-00 and the fourth Sabres prospect since 2009 to do so, joining Nathan Gerbe, Tyler Ennis and Luke Adam.

Quinn was also one-half of the league's elite rookie scoring tandems alongside fellow forward JJ Peterka. Taken just 26 picks apart from one another, the duo combined for 54 goals and 129 points, collectively never going more than two games all year without a point. Peterka led all AHL rookies in goals (28) and points (68) while ranking third in assists in 70 games. They each made their NHL debuts with the Buffalo Sabres during the 2021-22 season – two of 14 different Amerks to appear in an NHL game with the big club – and became the first Amerks duo since Mika Noronen and Dmitry Kalinin in 1999-00 to be named to the AHL All-Rookie Team.

Other notable first-rounders who spent time in Rochester include the duo of Mikhail Grigorenko and Zemgus Girgensons, who were selected 12th and 14th overall, respectively, in the 2012 NHL Entry Draft. Defenseman Mark Pysyk, Buffalo's first-round pick in 2010, played parts of four seasons in Rochester while Sam Reinhart, the team's second overall pick in 2014, joined the Amerks for a brief three-game stint at the end of the 2014-15 campaign. Highly touted forward Alexander Nylander spent the three seasons with the Amerks since being drafted eighth overall in 2016, making his NHL debut during the 2016-17 campaign and scoring his first NHL goal in Buffalo's final regular-season game in 2017-18. After spending his entire rookie campaign with the Sabres, Casey Mittelstadt joined the Amerks midway through the 2019-20 season. Buffalo's eighth overall pick in 2017 made an immediate impact, finishing the season with 25 points (9+16) in 36 games while also appearing in 31 contests with the Sabres.

It was during the 1979-80 campaign that the two organizations first formed a professional hockey partnership. Billy Inglis was the first head coach of the Amerks during the affiliation. Future coaches would include Mike Keenan, Joe Crozier, Jim Schoenfeld, Don Lever, John Van Boxmeer, John Tortorella, Brian McCutcheon and Randy Cunneynworth. Both Keenan (New York Rangers, 1994) and Tortorella (Tampa Bay Lightning, 2004) went on to coach NHL teams to Stanley Cup victories.

In 40 years of affiliation, the Amerks have compiled a record of 1,480-1,203-294-42 in 3,019 regular-season games and captured nine regular-season titles. During that period, the Amerks have captured three Calder Cup Championships (1983, 1987 and 1996) and have advanced to the Calder Cup Finals six times.

The Sabres and Pirates enjoyed a successful three-year affiliation (2008-09-2010-11), with the Pirates compiling a 131-79-16-13 overall record and a first-place finish in the Atlantic Division in 2010-11. During the three-year span, three Pirates players were named Dudley "Red" Garrett Memorial Award winners, an award given to the AHL's most outstanding rookie: Nathan Gerbe (2008-09), Tyler Ennis (2009-10) and Luke Adam (2010-11).

Besides the Sabres, the Amerks have been affiliated with the Montreal Canadiens, Toronto Maple Leafs, Boston Bruins, Vancouver Canucks and Florida Panthers.





ROCHESTER AMERICANS

MEDIA INFO





2022-2023 NHL PR DIRECTORY

Media Information



NHL PR DIRECTORY

TEAM	CONTACT	PHONE	EMAIL
 ANAHEIM DUCKS	Alex Gilchrist Steve Brown Sammy Glantz	714-940-2911 714-940-2909 714-940-2890	agilchrist@anaheimducks.com sbrown@anaheimducks.com sglantz@anaheimducks.com
 ARIZONA COYOTES	Richard Nairn Luke Johns	623-772-3249 623-772-3229	rich.nairn@arizonacoyotes.com luke.johns@arizonacoyotes.com
 BOSTON BRUINS	Brandon McNelis Heidi Holland Laney Byler Travis Basciotta	617-624-1213 617-624-1909 617-624-1972 617-624-1211	bmcnelis@bostonbruins.com hholland@bostonbruins.com lbyler@bostonbruins.com tbasciotta@bostonbruins.com
 BUFFALO SABRES	Nicole Hendricks Chris Dierken Kelsey Smith Mitchell Courtney	716-855-4515 716-855-4417 716-855-4484 716-855-4232	nicole.hendricks@sabres.com chris.dierken@sabres.com kelsey.smith@sabres.com mitchell.courtney@sabres.com
 CALGARY FLAMES	Peter Hanlon Sean Kelso Dalton Ulrich Megan Ewing	403-777-3684 403-777-1387 403-777-3680 403-777-5344	phanlon@calgaryflames.com skelso@calgaryflames.com dulrich@calgaryflames.com mewing@calgaryflames.com
 CAROLINA HURRICANES	Mike Sundheim Mike Brown David Piper	919-861-5477 919-861-7148 919-861-5429	mikes@carolinahurricanes.com michaelb@carolinahurricanes.com davidp@carolinahurricanes.com
 CHICAGO BLACKHAWKS	Ben Fromstein John Steinmiller Lyndsey Stroope Kaylea Konoval Anthony Filomena	312-455-7179 312-455-7048 312-455-7024 312-455-7049 312-455-7000	bfromstein@blackhawks.com jsteinmiller@chicagoblackhawks.com lstroope@chicagoblackhawks.com kkonoval@chicagoblackhawks.com afilomena@blackhawks.com
 COLORADO AVALANCHE	Brendan McNicholas Danielle Bernstein	303-405-6010 303-405-6053	brendan.mcnicholas@coloradoavalanche.com danielle.bernstein@coloradoavalanche.com
 COLUMBUS BLUE JACKETS	Todd Sharrock Glenn Odebralski Madison White Lindy Noel	614-246-4157 614-246-0288 614-246-4237 614-246-4310	tsharrock@bluejackets.com godebralski@bluejackets.com mwhite@bluejackets.com lnoel@bluejackets.com
 DALLAS STARS	Dan Stuchal Kyle Shohara Joe Calvillo Rina Zell	214-387-5640 214-387-5674 214-387-5557 214-387-5558	dstuchal@dallasstars.com kshohara@dallasstars.com jcalvillo@dallasstars.com rzell@dallasstars.com
 DETROIT RED WINGS	Todd Beam Thomas Roth Alex DiFilippo	313-471-7537 810-986-5803 313-471-7531	todd.beam@hockeytown.com thomas.roth@hockeytown.com alex.difilippo@hockeytown.com
 EDMONTON OILERS	Tim Shipton Jamie Cartnell Shawn May	780-822-4524 780-409-5859 780-409-5858	tshipton@edmontonoilers.com jcartnell@edmontonoilers.com smay@edmontonoilers.com




2022-2023 NHL PR DIRECTORY

Media Information



NHL PR DIRECTORY

TEAM	CONTACT	PHONE	EMAIL
 FLORIDA PANTHERS	Adelyn Biedenbach Chrissy Parente Thomas Harding Veronica Lempicki	954-835-7207 954-835-7714 954-835-7715 954-835-8954	biedenbach@floridapanthers.com parentec@floridapanthers.com hardingt@floridapanthers.com lempickiv@floridapanthers.com
 LOS ANGELES KING	Michael Altieri Jeff Moeller Rob Koch Jon Gomez Aaron Cooney Justin Cummings	310-535-4545 310-535-4544 310-535-4428 310-341-0659 412-523-1996 603-689-5032	maltieri@lakings.com jmoeller@lakings.com rkoch@lakings.com jogomez@lakings.com acooney@lakings.com jcummings@lakings.com
 MINNESOTA WILD	Aaron Sickman Jackson Riebel Dylan Daniel	651-602-6009 507-272-9624 417-331-0002	asickman@wild.com jackson.riebe@wild.com dylan.daniel@wild.com
 MONTREAL CANADIENS	Chantal Machabée Charles Saindon-Courtois Guillaume Ouimet Timothy Gagnon	514-867-7371 514-989-2746 514-925-2176 514-712-0749	cmachabee@groupech.ca csandoincourtois@canadiens.com gouimet@canadiens.com tgagnon@canadiens.com
 NASHVILLE PREDATORS	Kevin Wilson Nick Barnowski Katie Cafiero	615-770-2335 615-770-2126 615-770-2347	kwilson@nashvillepredators.com nbarnowski@nashvillepredators.com kcafiero@nashvillepredators.com
 NEW JERSEY DEVILS	Pete Albietz Nick Blackman Kyle McKenna Caela McLoughlin	973-757-6118 973-757-6113 908-489-4989 973-757-6239	palbietz@newjerseydevils.com nblackman@newjerseydevils.com kmckenna@prucenter.com cmcloughlin@newjerseydevils.com
 NEW YORK ISLANDERS	Kimber Auerbach Jesse Eisenberg Julia Winberg	516-501-6841 516-501-6761 516-501-6730	kimber.auerbach@newyorkislanders.com jesse.eisenberg@newyorkislanders.com julia.winberg@newyorkislanders.com
 NEW YORK RANGERS	Ryan Nissan Lindsay Hayes Ben Segelbaum Michael Rappaport	212-465-5965 212-465-6487 212-465-6581 212-465-6472	ryan.nissan@msg.com lindsay.hayes@msg.com ben.segelbaum@msgsports.com michael.rappaport@msgsports.com
 OTTAWA SENATORS	Chris Moore Brett Varey Brian Morris	613-599-0326 613-599-0261 613-599-0289	moorec@ottawasenators.com vareyb@ottawasenators.com morrisb@ottawasenators.com
 PHILADELPHIA FLYERS	Sean Coit Joe Siville Megan Kogut Allie Samuelsson	267-402-8506 856-805-7382 856-688-6358 856-473-7080	sean_coit@comcastspectacor.com joe_siville@comcastspectacor.com megan_kogut@comcastspectacor.com alexandra_samuelsson@comcastspectacor.com
 PITTSBURGH PENGUINS	Jennifer Bullano Ridgley Evan Schall Emma Kilmer Chris Popovich	412-255-1777 412-255-1804 412-255-1816 412-255-1809	jbullano@pittsburghpenguins.com eschall@pittsburghpenguins.com ekilmer@pittsburghpenguins.com cpopovich@pittsburghpenguins.com



2022-2023 NHL PR DIRECTORY

Media Information



NHL PR DIRECTORY

TEAM	CONTACT	PHONE	EMAIL
 SAN JOSE SHARKS	Scott Emmert Kyle Stuetzel Dylan Finan Brandon Weiss	408-999-5713 408-999-6829 408-999-5177 408-977-4761	semmert@sjssharks.com kstuetzel@sjssharks.com dfinan@sjssharks.com bweiss@sjssharks.com
 SEATTLE KRAKEN	Katie Townsend Ben Guerrero De'Aria Anderson Lindsey Brown Monica Firmani	206-279-7852 925-487-7431 919-267-0635 847-274-8974 206-920-7880	ktownsend@seattlekrakenhockey.com bguerrero@seattlekrakenhockey.com danderson@seattlekrakenhockey.com lbrown@seattlekrakenhockey.com mfirmanni@seattlekrakenhockey.com
 ST. LOUIS BLUES	Mike Caruso Dan O'Neill	314-622-2577 314-622-5401	mcaruso@stlblues.com doneill@stlblues.com
 TAMPA BAY LIGHTNING	Brian Breseman Chris Krenn Bryan Burns	813-301-6871 813-301-6780 813-301-6575	bbreseman@amaliearena.com ckrenn@viniksportsgroup.com bburns@amaliearena.com
 TORONTO MAPLE LEAFS	Steve Keogh Scott McNaughton Jennifer Redenbach Colin McBride	416-815-5761 416-815-5785 416-815-3451 416-815-5704	skeogh@torontomapleleafs.com smcnaughton@torontomapleleafs.com jredenbach@torontomapleleafs.com cmcbride@torontomapleleafs.com
 VANCOUVER CANUCKS	Craig MacEwen Victoria Ullrich Marcus Anderson	604-899-4609 604-899-4622 604-899-7648	craig.macewen@canucks.com victoria.ullrich@canucks.com marcus.anderson@canucks.com
 VEGAS GOLDEN KNIGHTS	Nate Ewell Garrett Calloway India Shay	702-844-1598 702-482-5263 702-885-4762	newell@vegasgoldenknights.com gcalloway@vegasgoldenknights.com ishay@vegasgoldenknights.com
 WASHINGTON CAPITALS	Sergey Kocharov Megan Eichenberg Alex D'Agostino Chase Pyke	202-266-2356 202-266-2310 202-266-2311 202-266-2299	skocharov@washcaps.com meichenberg@washcaps.com adagostino@washcaps.com cpyke@washcaps.com
 WINNIPEG JETS	Scott Brown Greger Buer Scott Unger	204-926-5570 204-926-5584 204-926-5849	sbrown@winnipegjets.com gbuer@winnipegjets.com sunger@winnipegjets.com



2022-2023 AHL PR DIRECTORY

Media Information



AHL PR DIRECTORY

TEAM	CONTACT	PHONE	EMAIL
 AMERICAN HOCKEY LEAGUE	Jason Chaimovitch	413-495-1027	jchaimovitch@theahl.com
 ABBOTSFORD CANUCKS	Ben Goodman	604-743-5084	ben.goodman@abbotsfordcanucks.com
 BAKERSFIELD CONDORS	Ryan Holt	661-324-7825	rholt@bakersfieldcondors.com
 BELLEVILLE SENATORS	David Foot	613-967-8067	footd@bellevillesens.com
 BRIDGEPORT ISLANDERS	Alan Fuehring	203-345-4824	alan.fuehring@harboryardse.com
 CALGARY WRANGLERS	Dalton Ulrich	403-777-3680	dulrich@calgaryflames.com
 CHARLOTTE CHECKERS	Paul Branecky Nick Niedzielski	704-940-4086 704-940-4089	pbranecky@gocheckers.com nickniedzielski@charlottecheckers.com
 CHICAGO WOLVES	Lindsey Willhite	847-832-1964	lwillhite@chicagowolves.com
 CLEVELAND MONSTERS	Ben Adams Tony Brown Nicole Del Villano	216-420-2935 216-420-2534 216-420-2504	badams@clevelandmonsters.com tbrown@clevelandmonsters.com ndelvillano@clevelandmonsters.com
 COACHELLA VALLEY FIREBIRDS	Evan Pivnick	516-987-5957	epivnick@cvfirebirds.com
 COLORADO EAGLES	Kevin McGlue	970-686-7468	kmcglue@coloradoeagles.com
 GRAND RAPIDS GRIFFINS	Randy Cleves	616-988-0246	rcleves@griffinshockey.com
 HARTFORD WOLF PACK	Alex Thomas	860-722-9425	alex.thomas@spectrarp.com
 HENDERSON SILVER KNIGHTS	Brian McCormack	702-521-8386	bmccormack@hendersonsilverknights.com
 HERSHEY BEARS	Zack Fisch	717-534-8994	zasfisch@hersheypa.com
 IOWA WILD	Ben Gislason Alec Lessner	515-564-8712	bgislason@iowawild.com alec.lessner@iowawild.com
 LAVAL ROCKET	Frédérique Collette	514-797-6526	cscourtois@canadiens.com



2022-2023 AHL PR DIRECTORY

Media Information



AHL PR DIRECTORY

TEAM	CONTACT	PHONE	EMAIL
 LEHIGH VALLEY PHANTOMS	Bob Rotruck	610-224-4625	brotruck@phantomshockey.com
 MANITOBA MOOSE	Daniel Fink	204-926-5769	dfink@moosehockey.com
 MILWAUKEE ADMIRALS	Charlie Larson	414-227-0807	clarson@milwaukeeadmirals.com
 ONTARIO REIGN	Jared Shafran	909-941-7884	jshafran@ontarioreign.com
 PROVIDENCE BRUINS	Jordan Conn	401-680-4717	jconn@bostonbruins.com
 ROCHESTER AMERICANS	Warren Kosel Ryan Harr	585-286-9928 585-286-9940	wkosel@amerks.com ryan.harr@amerks.com
 ROCKFORD ICEHOGS	Joseph Zakrzewski	815-420-5555	zakrzewskij@icehogs.com
 SAN DIEGO GULLS	Aaron Cooney	619-359-4704	acooney@sandiegogulls.com
 SAN JOSE BARRACUDA	Nick Nollenberger	408-287-7070	nnollenberger@sjbarracuda.com
 SPRINGFIELD THUNDERBIRDS	Ryan Smith	413-417-2298	rsmith@springfieldthunderbirds.com
 SYRACUSE CRUNCH	Megan Cahill	315-473-4444	mcahill@syracusecrunch.com
 TEXAS STARS	Brian Tosti	512-600-5016	btosti@texasstars.com
 TORONTO MARLIES	Kate Bascom	416-263-3922	kbascom@torontomarlies.com
 TUCSON ROADRUNNERS	Adrian Denny	520-495-5033	adrian.denny@tucsonroadrunners.com
 UTICA COMETS	Jason Shaya	315-790-9070	jasonshaya@uticacomets.com
 WILKES-BARRE/SCRANTON PENGUINS	Nick Hart	570-208-7367	nhart@wbspenguins.com



2022-2023 ECHL PR DIRECTORY

Media Information

ECHL PR DIRECTORY

ECHL

Joe Babik
Director of Communications
jbabik@echl.com
(609) 212-1225

ADIRONDACK THUNDER

Rob Lippolis
Director, Communications & Broadcasting
lippolis@echlthunder.com
(518) 480-3355

ALLEN AMERICANS

Tommy Daniels
Director of Communications/Broadcasting
tommy@allenamericans.com
(972) 912-9014

ATLANTA GLADIATORS

Mike Folta
Director of Communications/Broadcasting
mfolta@atlantagladiators.com
(770) 497-5110

CINCINNATI CYCLONES

Andrew Mossbrooks
Director of Public Relations/Broadcasting
amosbrooks@heritagebankcenter.com
(513) 421-1342

FLORIDA EVERBLADES

Adam Winslow
Director, Marketing, PR & Community Relations
adamw@floridaeverblades.com
(239) 948-7825, ext. 1102

FORT WAYNE KOMETS

Shane Albahrani
Director of Broadcasting/Communications
shane@komets.com
(260) 483-0011

GREENVILLE SWAMP RABBITS

Mark Shelley
Manager of Media Relations/Broadcaster
jkuhns@swamp rabbits.com
(864) 250-4948

IDAHO STEELHEADS

Cam McGuire
Director of Broadcasting/Media Relations
cmcguire@idahosteelheads.com
(208) 472-2119

INDY FUEL

Leighann Strollo
Manager of Marketing and Communications
lstrollo@indyfueelhockey.com
(914) 479-8580

IOWA HEARTLANDERS

David Fine
Director of Communications/Broadcaster
david@iowaheartlanders.com
(319) 249-6298

JACKSONVILLE ICEMEN

Alex Reed
Director of Communications/Broadcasting
alexr@jacksonvilleicemen.com
(904) 661-7192

KALAMAZOO WINGS

Chris Cadeau
Director of Public Relations/Broadcaster
ccadeau@kwings.com
(269) 226-0394

KANSAS CITY MAVERICKS

Zach Welch
Public Relations Manager
zwelch@kcmavericks.com
(816) 285-8031

MAINE MARINERS

Michael Keeley
Media Relations/Broadcast Manager
Michael_Keeley@comcastspectacor.com
(207) 761-0589

NEWFOUNDLAND GROWLERS

Ken O'Leary
Manager of Communications
kenny@nlse.ca
(709) 699-0832

NORFOLK ADMIRALS

Weston Dewitt
Director of Communications/Broadcaster
wdewitt@norfolkadmirals.com
(757) 640-1212, x-12

ORLANDO SOLAR BEARS

Jesse Liebman
Director of Public Relations and Broadcasting
jliebman@orlandosolarbearshockey.com
(407) 951-8200

RAPID CITY RUSH

Brian Gardner
Manager of Media Relations/Broadcaster
bgardner@rapidcityrush.com
(605) 716-7825

READING ROYALS

Erik Jesberger
Director of Communications/Broadcasting
jesberger@royalshockey.com
(267) 642-2453

SAVANNAH GHOST PIRATES

Cristiano Simonetta
Director of Communications/Broadcasting
csimonetta@ghostpirateshockey.com
(630) 401-5992

SOUTH CAROLINA STINGRAYS

Cody Lefkowitz
Director of Communications/Broadcaster
clefkowitz@stingrayshockey.com
(843) 744-2248, x-1203

TOLEDO WALLEYE

Matt Melzak
Communications Director
mmelzak@toledowalleye.com
(419) 725-9255

TROIS-RIVIÈRES LIONS

Francois Pratte
Digital Strategy and Content
francois@lions3r.com
(819) 698-4199

TULSA OILERS

Zack Reynolds
Director of Media Relations/Broadcaster
zack@tulsaoilers.com
(918) 632-7825

UTAH GRIZZLIES

Tyson Whiting
Director of Communications/Broadcasting
adenny@maverikcenter.com
(801) 988-8017

WHEELING NAILERS

DJ Abisalih
Broadcaster/Director of Media Relations
djabisalih@wheelingnailers.com
(304) 234-4625

WICHITA THUNDER

Jason Mals
Director of Communications
jmals@wichitathunder.com
(316) 264-4625

WORCESTER RAILERS

Tim Foley
Broadcasting and Media Relations Coordinator
timf@railershc.com
(508) 733-0216





2022-2023 ROCHESTER MEDIA DIRECTORY

Media Information

PRINT

DEMOCRAT & CHRONICLE (Gannett Newspapers)

245 East Main St.
Rochester, NY 14614-2003
232-7100
www.democratandchronicle.com
Sports Desk: 258-2447
Sports Fax: 258-2776
News Fax: 258-2237

Rochester Business Journal

16 West Main St. | Suite 341
Rochester, NY 14614
232-6290
www.rbj.net
Phone: 653-4020
Contact: Kevin Oklobzija

The Messenger Post

73 Buffalo Street
Canandaigua, NY 14424-1085
394-0770
Sports Desk: 1-800-724-2099
Sports Fax: 394-4160
Contact: Bob Chavez

Batavia News

2 Apollo Drive
PO BOX 870
Batavia, NY 14020
Sports Desk: (716) 343-8000 ext. 131
Sports Fax: (716) 345-1632

Sports and Leisure Magazine

469 Virginia Street
Buffalo, NY 14202
Phone: (716) 876-2738
Fax: (716) 874-8289

RADIO

WBEE 92.5-FM, ESPN 95.7-FM, WCMF 96.5-FM, WPXY 97.9-FM, WBZA 98.9-FM, WROC 950-AM

High Falls Studio
70 Commercial Street
Rochester, NY 14614
Phone: 423-2900
Fax: 423-2947
Contact: Mike Danger, Pat Duffy, Sandy Waters

WBER 90.5 FM

2596 Baird Road
Penfield, NY 14526
Phone: 381-4353
Fax: 419-8191
Contact: Joe Juisto

RADIO

95.7 The Fan Rochester Radio

High Falls Studio
70 Commercial Street
Rochester, NY 14614
Phone: 454-3776
Fax: 423-2947
Contact: Mike Danger, Gene Battaglia

WHAM 1180-AM, WHTK 1280-AM, Radio 95.1-FM, The Drive 100.5-FM, Sunny 102-FM, 106.7-FM KISS-FM, The Bull 107.3-FM, FOX Sports 1280 Rochester

PO BOX 40400
Rochester, NY 14604
Phone: 454-4884
Fax: 262-2334
Contact: John DiTullio, Phil Mercado

WYSL 1040-AM

5620 South Lima Road
Avon, NY 14414
Phone: 346-3000
Fax: 346-0450
Contact: J.C. Delass

WXXI 1370-AM, 91.5-FM & 90.3-FM

280 State Street
PO Box 30021
Rochester, NY 14603-3021
Phone: 325-7500 & 258-0200
Fax: 258-0339
Email: newsroom@wxxi.org
Contact: Peter Iglinski

WGR 550 Sports Radio

550 Corporate Parkway
Suite 200
Buffalo, NY 14226
Phone: (716) 803-0550
Fax: (716) 832-3080
Contact: Howard Simon, Jeremy White,
Paul Hamilton, Brayton Wilson

TELEVISION

WROC TV-8 (CBS)

201 Humboldt Street
Rochester, NY 14610-1093
288-8400
Sports Phone: 288-2186
Sports Fax: 288-1505
Contacts: Thad Brown (Sports Director)
AJ Feldman
Carl Jones
News Producer: Mark Gruba



2022-2023 ROCHESTER MEDIA DIRECTORY

Media Information

TELEVISION

WHEC TV-10 (NBC)

191 East Avenue
Rochester, NY 14610
546-5670
Sports Phone: 262-6236
Sports Fax: 546-6842
Contacts: Jackson Roberts (Sports Director)
Mat Mlodzinski
News Producer: Ray Montinarello

13WHAM-TV (ABC) and WUHF TV-31 (FOX)

4225 W. Henrietta Road
Rochester, NY 14623
334-8700
Sports Phone: 334-4250
Sports Fax: 321-2291/334-8719
Contacts: Mike Catalana (Sports Director)
Dan Fetes
Jenna Cottrell
News Producer: Mike DiGiorgio

Spectrum News (Sports)

71 Mt. Hope Avenue
Rochester, NY 14620
756-2424
Sports Phone: 756-1561
Sports Fax: 756-1673
Contacts: Kevin Carroll (Sports Director)

WBGTV (My 18)

1320 Buffalo Rd
Suite 111
Rochester, NY 14624
Phone: 235-1870
Fax: 235-0574
Email: info@wbgtv.com
Contact: Gary Sajdak

WXXI

280 State Street
Rochester, NY 14603
Phone: 325-7500
Fax: 258-0339
Email: newsroom@wxxi.org
Contact: Randy Gorbman



2022-2023 AMERKS GAMEDAY PROCEDURES

Media Information

ENTRY PROCEDURES

All media covering Amerks games will enter The Blue Cross Arena through the main entrance off Exchange Blvd. The entrance and Pass Gate will be open two hours and 15 minutes prior to the opening face-off and will close 15 minutes after puck-drop.

MEDIA PARKING

Parking is available in the surface lot on Court Street across from Blue Cross Arena. There will be no free parking around the building.

TV LIVE SHOTS

All requests for pre-game television live shots should be coordinated through the Amerks public relations department. All requests for a live shot must be made by noon the day of the game in order to make the necessary accommodations.

CREDENTIALS

Season and game-night credentials are available only to those media members who cover the team on a regular basis on assignment from a legitimate media outlet. Those who need media credentials for an individual game should contact **Warren Kosel** in the Amerks Public Relations department by 5:00 p.m. the day before a game, and by 5:00 p.m. on Friday before a Sunday game. All requests for individual game seating should be submitted by the publication editor using a professional email account. Furthermore, freelance photographers will be admitted on an assignment-only basis, which must come from the photo editor. Press box seats are filled on a space-available basis. Media credentials will be available two hours before game time and can be picked up at the Pass Gate, which is located in-between the Box Office and Team Store just off the main atrium of Blue Cross Arena.

PRESS BOX PROCEDURES

All working media will have full access to the press box. Seating assignments will be posted throughout the press box. Although spacing is limited, please make every effort to maintain social distancing when possible. To reach the press box from the pass gate, walk past the ticketing area through the main atrium towards the elevator located on the Exchange Blvd. side of the arena. Take the elevator to the fourth floor, where the press box is located. Only working, credentialed media will be allowed access to the press box.

GAME-NIGHT INFORMATION

All game-night materials, including rosters, game notes, media kits and press clips, will be again provided digitally and will be available for download via the Amerks digital press box located at www.amerks.com/media. Game highlights will continue to be made available on the SendtoNews platform.

MEDIA LOUNGE

A pre-game media meal will be served for credentialed media, team and league officials, scouts and game-night staff in the Riverside Room on the riverside of Blue Cross Arena. The media lounge will open two hours before each game.

POST-GAME MEDIA AVAILABILITIES

Media availabilities with media members and players, coaches, and/or hockey operations personnel will take place both **in-person and virtually via Zoom**. Following the conclusion of the game, head coach Seth Appert and select players will be made available in a press conference-style format. Interviews will take place approximately 10 minutes after the game.

Due to space limitations, the Amerks locker room will not be open to media. For this season, all interviews will take place in the vacant dressing room at the end of the hallway. Media members are asked to enter and exit through the door closest to Court St. The other door closest to the Amerks locker room will be reserved solely for team personnel. Only credentialed media members will be allowed access to post-game interviews.

To access the media room, walk down the stairs to the right of section 127 and enter back hallway by way of Zamboni entrance. Proceed right towards the back hallway and the media room will be straight ahead. Your cooperation is appreciated in maintaining a working atmosphere during all interviews.



2022-2023 AMERKS GAME DAY PROCEDURES

Media Information

INTERNET ACCESS

Media can access the "BCA Media" network by entering "Season22-23" as the password. Hard lines are also readily available.

EXIT PROCEDURES

Once all interviews have taken place, media and photographers are welcome to leave Blue Cross Arena through the doors at the end of the hallway off Court St.



IMPORTANT DIRECTIONS

Media Information

FROM THE ROCHESTER INTERNATIONAL AIRPORT TO THE BLUE CROSS ARENA

390 North to 490 East. 490 East to Plymouth Avenue Exit. Turn Right at Plymouth Avenue to Broad Street. Left at Broad Street and The Blue Cross Arena is two blocks ahead at the corner of Broad Street and Exchange Street.

Address: The Blue Cross Arena, One War Memorial Square, Rochester, NY 14614. Phone: (585) 454-5335

FROM BUFFALO AND POINTS WEST

I-90 East to Exit 47 (Leroy). 490 East to Plymouth Avenue Exit. Turn Right at Plymouth Avenue to Broad Street. Left at Broad Street and The Blue Cross Arena is two blocks ahead at the corner of Broad Street and Exchange Street.

FROM SYRACUSE AND POINTS EAST

I-90 West to Exit 45 (Victor). 490 West to Clinton Avenue Downtown Exit. Turn Left at Court Street. Follow Court Street and The Blue Cross Arena is two blocks ahead at the corner of Court Street and Exchange Street.

BILL GRAY'S REGIONAL ICEPLEX (AMERKS' PRACTICE FACILITY) FROM BUFFALO

I-90 to Exit 46. Take 390 North to East Henrietta Road (Highway 15A) Exit. Follow East Henrietta one traffic light past Brighton-Henrietta Townline Road; turn Right at the light. Turn Right at the Monroe Community College signs; the complex is located towards the back of the campus. (716) 424-4625.

BILL GRAY'S REGIONAL ICEPLEX FROM ROCHESTER AND SURROUNDING AREA

From 590 South:

Take 590 South into 390 North. Get off at exit 16B (E. Henrietta Rd.). At the light, take a left and go down 1/4 mile. On your left hand side you will see the MCC Campus. Take any entrance in the Campus. Take Campus road either way. The Sports Centre is in the back corner

From 390 North:

Take 390 South to exit 16B (E. Henrietta Rd.). At the light, take a right and go down 1/4 mile. On your left hand side you will see the MCC Campus. Take any entrance in the Campus. Take Campus road either way. The Sports Centre is in the back corner

Address: Bill Gray's Regional Iceplex, 2700 Brighton-Henrietta Townline Road, Rochester, NY 14623. Phone: (585) 424-4625

TO KEYBANK CENTER FROM ROCHESTER

Take I-90 West to toll booths in Buffalo (Exit 50). I-90 West to I-190 North (Exit 53) to downtown Buffalo. Exit toward Elm Street. Keep right at the fork and merge onto Seneca Street. Turn Right at the first light onto Michigan Avenue. Turn right onto Perry Street, and KeyBank Center is on the left, located at the end of Washington Street.

Address: KeyBank Center, One Seymour Knox III Plaza, Buffalo, NY 14203. Phone: (716) 855-4100

TO LECOM HARBORCENTER (SABRES' PRACTICE FACILITY)

Take I-90 West to toll booths in Buffalo (Exit 50). I-90 West to I-190 North (Exit 53) to downtown Buffalo. Exit toward Elm Street. Keep right at the fork and merge onto Seneca Street. Turn Right at the first light onto Michigan Avenue. Turn right onto Perry Street, and LECOM HARBORCENTER is located directly on the opposite side of Washington Street across from KeyBank Center.

Address: 100 Washington Street, Buffalo, NY 14203. Phone: (716) 855-4767



BLUE CROSS ARENA

Media Information

THE BLUE CROSS ARENA AT THE ROCHESTER WAR MEMORIAL

The downtown Blue Cross Arena enters its 64th season as home of the storied American Hockey League Rochester Americans.

The Rochester War Memorial opened to the public on October 27, 1955 and has since hosted two AHL All-Star Games (1957, 2000), 16 Calder Cup Finals, one NLL All-Star Game and four NLL Finals in its history.

In addition, the War Memorial hosted its first professional game for the National Basketball Association's Rochester Royals on November 5, 1955.

The first hockey game played in the War Memorial took place later that month as the Buffalo Bisons faced off against the Montreal Canadiens on November 21st. Montreal's Maurice "Rocket" Richard scored the first goal at the War Memorial 54 seconds into the first period.

The Rochester War Memorial became known as The Blue Cross Arena after its \$40 million renovation was completed during the 1998-99 season. During the 2002-03 season, the \$1.25 million Constellation Video Board was installed to add the crown jewel to the downtown entertainment center. Beginning with the 2018-19 season, the venue will receive a series of improvements and upgrades, including a new state-of-the-art high definition videoboard, and will undergo expansion on the Exchange Blvd. side during the summer of 2019.

IMPORTANT DATES IN THE HISTORY OF THE ROCHESTER WAR MEMORIAL & THE BLUE CROSS ARENA

November 21, 1955	First goal ever scored at the Rochester War Memorial was by Maurice "Rocket" Richard only 54 seconds into the first period.
October 14, 1956	The Amerks play their first home game at The War Memorial and tie Cleveland 2-2.
March 26, 1957	The Amerks play in their first ever playoff game and beat the Providence Reds 1-0.
April 10, 1957	The Rochester Americans host their first Calder Cup Finals.
October 6, 1957	The Rochester War Memorial hosts its first of two AHL All-Star Games.
April 30, 1965	The Amerks win their first Calder Cup Championship against the Hershey Bears, 6-2 in Game 5.
February 20, 1999	The NLL All-Star game is played before a crowd of 9,070 at The Blue Cross Arena. The Canadians defeat the Americans 25-24 in overtime after a dramatic comeback by the Americans.
January 16 & 17, 2000	The Blue Cross Arena hosts the Kodak AHL All-Star Classic. Team Canada beats PlanetUSA 8-3.
October 11, 2002	The Blue Cross Arena unveils its \$1.25 million Constellation Video Scoreboard as the Amerks tie the Albany River Rats 2-2.
2003-04	The Rochester Americans enter their 25th season as the Buffalo Sabres affiliate.
2005-06	The Rochester Americans celebrate their historic 50th season.
June 19, 2008	Curt Styres and Arrows Express Sports purchases the Rochester Americans and Rochester Knighthawks (NLL) from former owner Steve Donner. The Amerks also announce a three-year affiliation with the NHL's Florida Panthers.
February 21, 2010	The Rochester Americans record their 2,000th franchise win, becoming just the second team in the American Hockey League and eighth overall in North American hockey history to capture the feat.
June 24, 2011	The Rochester Americans are purchased by Buffalo Sabres owner Terry Pegula from Curt Styres, reuniting the two clubs who once shared a 29-year affiliation, the longest in professional hockey history.
October 9, 2015	The Rochester Americans open their 60th American Hockey League season on home ice against the Lake Erie Monsters.



BLUE CROSS ARENA

Media Information

IMPORTANT DATES IN THE HISTORY OF THE ROCHESTER WAR MEMORIAL & THE BLUE CROSS ARENA

March 23, 2016

Randy Cunneynworth sets the franchise record for the most coaching wins in the most dramatic of ways, leading the Rochester Americans to an incredible five-goal third-period comeback for a stunning 6-5 victory over the St. John's IceCaps at The Blue Cross Arena. The win was the 338th career coaching victory for Cunneynworth in Rochester, moving him ahead of John Van Boxmeer. He finished the season with 340 career wins as Amerks head coach.

BUILDING TIMELINE

1880:

Kimbal Tobacco Factory opens on the present site of the War Memorial. William Kimbal's wife disliked the dirty smokestack and instead placed a 21-foot statue of the Roman God of Commerce, Mercury, atop the building.

1905:

The Kimbal Tobacco Factory closes and Cluet-Peabody & Co. take over the building. They begin manufacturing collars and shirts.

1924:

The property is purchased by George Eastman and later left to the University of Rochester by Mr. Eastman for "municipal purposes." One plan proposed for an 8,000 seat Auditorium and Opera Hall, situated on the once tobacco factory site. The University later gives the property to the city. The site begins to operate as a City Hall Annex and public library.

May 23, 1945:

Plans for a grand Civic Center Arena are revived following World War II. The Rochester City Council directs a citizens committee to study, "the possibilities for constructing and financing such a memorial within the Civic Center."

July 19, 1945:

The committee concludes that the memorial should have enduring civic usefulness. Also, the structure should be, "a living memorial rather than a mere commemorative monument." The committee recommends that the building contains an auditorium, sports arena, physical recreation facilities, meeting rooms, and display rooms, among other things. Estimate for construction, \$2.5 million.

1951:

Kimbal Tobacco Factory is demolished for the construction of the War Memorial. The statue of Mercury is removed and placed into storage (until 1974).

October 18, 1955:

Rochester Community War Memorial opens for business. Total cost, \$7.5 million.

1974:

The statue of Mercury, which once was located on the roof of the Kimbal Tobacco Factory, is reborn atop the West Group building where it still stands, across the street from its original home.

March 13, 1996:

Groundbreaking for a \$41 million renovation/expansion takes place, which includes luxury suites, increased concession stands, additional restrooms, fully functional banquet/meeting rooms, and larger capacity seating.

July 24, 1998:

Blue Cross Blue Shield and City officials announce the name of the renovated arena will be Blue Cross Arena at the War Memorial.

September 19, 1998:

Although the arena continued to function throughout the renovations, the Blue Cross Arena at the War Memorial officially reopens to the public during a formal ribbon cutting/rededication ceremony.

October 11, 2002:

The BCA unveils the \$1.25-million-dollar Constellation Video Board. That night, Rochester ties the Albany River Rats 2-2.

October 7, 2008:

Owner and CEO Curt Styres and his sons, Wakeriat Bowhunter and Radowits Bowhunter, donate a bronze statue called "For Love of the Game" to The Blue Cross Arena and the City of Rochester.

October 13, 2011:

The Amerks play their Home Opener of the 2011-12 season with new owner Terry Pegula in attendance. Prior to the game, more than 50 Amerks Alumni were recognized on the ice.



BLUE CROSS ARENA

Media Information

BUILDING TIMELINE

July 13, 2018:

A partnership between the City of Rochester and Pegula Sports and Entertainment is reached for PSE to take over temporary operation of The Blue Cross Arena in Rochester, an agreement that ran from August 1 to December 31. Over that time, PSE worked tirelessly with City of Rochester officials in the hopes of achieving a long-term agreement to boost development along Rochester's downtown corridor and Genesee River.

September 13, 2018:

Terry and Kim Pegula, along with Pegula Sport and Entertainment officials, City of Rochester Mayor Lovely Warren and elected New York State officials, announce the acquisition of the Rochester Knighthawks franchise rights from former owner Curt Styres through an expansion agreement with the National Lacrosse League. PSE began managing the Knighthawks for the 2019-20 season as an expansion franchise. The move allowed PSE to fully own and operate the two key franchises that call The Blue Cross Arena home and implement a similar model to that of the Buffalo Sabres and Buffalo Bandits, entities also under the PSE umbrella. Plans are also announced for various arena improvements, including a brand-new state-of-the-art, high definition videoboard, upgrades to the audio and video equipment, development along the Genesee Riverway and expansion along the Exchange Blvd. side that will make room for additional office space and locker room facilities totaling more than \$18 million.

November 29, 2018:

Rochester Mayor Lovely Warren announces that the City has reached a new agreement with Rochester Arena LLC (RA), an affiliate of Pegula Sports and Entertainment (PSE), outlining the structure of long-term management agreement with RA for operation of The Blue Cross Arena at the War Memorial. Under the new agreement, PSE will operate the downtown venue from Jan. 1, 2019 to Dec. 31, 2033, during which RA will operate all aspects of the Arena, including concessions, ticketing and booking events. In addition, the agreement provides for RA to manage the Court Street Parking Lot. The proposed agreement follows the Sept. 13, 2018 announcement that the Arena is slated to receive more than \$18 million in major renovations with funds from the City, State and RA.

May 4, 2020:

Construction on a multi-million-dollar renovation projects gets underway, featuring upgrades to audio and video equipment, enhanced LED lighting and arena-wide WiFi installation. Additional work included expansion to the Amerks business office and concession areas as well as new locker room facilities for the Rochester Knighthawks and visiting team.





50TH ANNIVERSARY TEAM

Media Information

AMERKS 50TH ANNIVERSARY TEAM

The Rochester Americans All-Time Team was announced on October 7, 2005, prior to the Amerks opening their 50th season of play in the American Hockey League. A 13-member panel sorted through nearly 1,000 names and selected 24 players and two coaches for the 50th Anniversary Team. The committee was comprised of season ticket holders, print and electronic media personnel and Amerks management.

The team included two coaches, two goalies, six defenseman and 12 forwards. The historic club also featured defenseman Don Cherry, right wing Jim Jackson, and left wings Les Duff and Bob " Battleship" Kelly in the Role Players category. The final four players were recognized for their commitment and dedication to the team.

The Amerks also let the fans play a role, letting them select the starting lineup through in-arena and on-line balloting. The starting six included goalie Gerry Cheevers, defensemen Don Cherry and Al Arbour and forwards Jody Gage, Dick Gamble and Bronco Horvath.

HEAD COACH

1. Joe Crozier 1963-68; 1983-84
2. John Van Boxmeer 1984-90; 1992-95

GOALTENDERS

1. Gerry Cheevers 1961-65
2. Bobby Perreault 1956-57; 1962-63; 1965-66

DEFENSEMEN

1. Al Arbour 1962-67
2. Dave Fenyves 1980-85; 1986-87
3. Jim Hofford 1984-90
4. Don McSween 1987-92
5. Duane Rupp 1963-67; 1975-77
6. Darryl Sly 1960-68; 1970-71; 1972-74

FORWARDS

1. Norm "Red" Armstrong, RW 1962-71
2. Gordie Clark, RW 1974-78
3. Mal Davis, RW 1981-86
4. Gerry Ehman, RW 1960-67
5. Dan Frawley, RW 1990-93; 1995-98
6. Jody Gage, RW 1985-96
7. Dick Gamble, RW 1961-70
8. Doug Gibson, C 1974-77
9. Bronco Horvath, C 1956-57; 1962-69
10. Scott Metcalfe, LW 1987-91; 1993-98
11. Geordie Robertson, C 1979-85; 1988-89
12. Chris Taylor, C 1999-2006; 2009-2011

ROLE PLAYERS

1. Don Cherry, D 1963-69; 1971-72
2. Les Duff, LW 1963-70
3. Jim Jackson, RW 1985-90
4. Bob " Battleship" Kelly, LW 1972-73