

GRIFFINS ROOKIE SCORING CHAMPION

2021-22 POSTSEASON



MEDIA GUIDE



GRAND RAPIDS GRIFFINS 2021-22 SEASON IN REVIEW

Chapter 26

Despite this being the Grand Rapids Griffins' 26th overall season, they celebrated as if it were the franchise's 25th-anniversary season due to the 2020-21 COVID campaign being held mostly without fans. This was also the Griffins' 21st campaign as a member of the American Hockey League and their 20th as the primary affiliate of the 11-time Stanley Cup champion Detroit Red Wings. Grand Rapids concluded with a 33-35-6-2 record (0.487), including 17-16-4-1 at Van Andel Arena and 16-19-2-1 on foreign ice, and a seventh-place finish in the Central Division. Grand Rapids has competed in 1,989 regular season games between the International Hockey League and the AHL since 1996-97 and totaled a 1043-730-27-70-119 (0.579) ledger to go along with seven division titles, 17 playoff appearances and two Calder Cups (2017, 2013).

Simon Says

Named the 11th head coach in franchise history on June 5, 2018, **Ben Simon** concluded his fourth season as bench boss and seventh season with the Griffins. He served the first three seasons as an assistant under Todd Nelson, now an assistant coach with the NHL's Dallas Stars. Appearing in 21 games and scoring nine points (4-5—9) with the Griffins in 2006-07, Simon is the third former Griffins player to serve as head coach, joining Nelson and Danton Cole. On Dec. 21, 2021, Simon made his NHL coaching debut when he was called up to the Red Wings to man the bench alongside Grand Rapids assistant coach **Todd Krygier**, helping lead Detroit to a 5-2 victory over the New Jersey Devils. He became the sixth coach in franchise history to reach 100 wins with the Griffins on Feb. 10, 2022 versus Iowa. Simon also collected his 200th victory as a pro head coach on April 20 against Rockford.

Follow The Leaders

Points: **Jonatan Berggren** (21-43—64)

Goals: **Riley Barber** (28)

Assists: Berggren (43)

PIM: **Dominik Shine** (141)

Plus-Minus: **Dan Renouf** (+14)

Goaltender Wins: **Calvin Pickard** (21)

Goals Against Average: Pickard (2.58)

Save Percentage: Pickard (0.918)

Griffins to Wings

Of the 34 players to compete for the Detroit Red Wings this season, 19 had spent time in Grand Rapids at some point during their careers. A total of 10 players appeared in games for both the Griffins and Red Wings this season (**Riley Barber, Kyle Crisculo, Turner Elson, Taro Hirose, Chase Pearson, Calvin Pickard, Dan Renouf, Gemel Smith** (conditioning), **Joe Veleno, Luke Witkowski**). Pearson made his NHL debut with Detroit on March 24, becoming the Griffins' 191st NHL alumnus.

All Good Things Must End

The Griffins finished the 2021-22 campaign in seventh place in the Central Division standings with a 33-35-6-2 (0.487) mark. The top five teams from the division qualified for the Calder Cup Playoffs, with the top three receiving a first-round bye. The Griffins were eliminated from playoff contention when Texas defeated Iowa on April 23. The contest on April 24 in Chicago was the first game the Griffins played after being eliminated from playoff contention since April 15, 2012. Grand Rapids appeared in the last seven Calder Cup Playoffs, dating back to the 2012-13 season when it lifted the cup for the first time. During this playoff stretch, the Griffins went 52-31-3-0 (0.598) and outscored their opponents 282-233. In addition, Grand Rapids went 12-5 in playoff series since 2013 with two Calder Cups. Excluding the NHL lockout season of 2004-05, and the 2019-21 COVID seasons, this is the first time since Grand Rapids' inception that neither the Griffins nor the Red Wings qualified for the playoffs. This is the first season since the 2009-10 campaign that the Griffins finished below the 0.500 mark.

Rewrite the History Books

Jonatan Berggren on April 24 became the first rookie in Griffins history to record 60 points when he bagged two assists in the outing. With those two points, Berggren passed Teemu Pulkkinen (2013-14) for the Griffins' rookie single-season scoring title. Berggren finished the season with 26 points (7-19—26) in his last 18 games, including a season-high 11-game point streak (6-13—19) to close out the year. The Uppsala, Sweden, native paced the Griffins and ranked second among rookies with his 64 points, while his 43 assists were tied for first in the league among first-year players. Berggren was also second among rookies with seven game-winning goals. His 43 assists are the most by a rookie in a Griffins uniform while his 21 goals are tied for sixth among Griffin rookies. Berggren became the first rookie to ever lead the Griffins in assists, and the third to pace the team in either points (Teemu Pulkkinen 59 in 2013-14, Gustav Nyquist 58 (tied) in 2011-12) or game-winning goals (Landon Ferraro 4 in 2011-12 and Petr Schastlivy 6 in 1999-00). His seven game-winning goals and three overtime tallies were both franchise records for a rookie. Berggren was named the AHL Rookie of the Month in April and joined Justin Abdelkader (Oct. 2008) and Tomas Kopecky (Feb. 2003) as the only three Griffins to achieve this award. The rookie recorded 20 points (6-14—20) in 14 contests in April.

Player (Season)	GP	G	A	PTS
Jonatan Berggren (2021-22)	70	21	43	64
Teemu Pulkkinen (2013-14)	71	31	28	59
Gustav Nyquist (2011-12)	56	22	36	58
Glen Metropolit (1997-98)	79	20	35	55
Justin Abdelkader (2008-09)	76	24	28	52

Welcome to the Barber Shop

Riley Barber was a menace to end the season, as he finished the year on a career-high 17-game point streak (18-8—26), which included hat tricks on April 9 at Toronto and April 30 at Cleveland. There has been only one longer point streak in franchise history (Donald MacLean 19, 2005-06). Barber's 17-game run was the longest in the AHL this season and the longest by a Griffin in more than 16 years, since MacLean's franchise-record streak. His stretch to end the season tied Derek King's 17-game run (2000-01) for the second-longest in franchise history. After being re-signed by Detroit on March 2, Barber notched 34 points (20-14—34) in 25 games, including nine multi-point outings. The Pittsburgh native tied for second on the roster with 53 points (28-25—53) in 49 outings. Through 81 contests with the Griffins, the 28-year-old veteran has 87 points (48-39—87) and 46 penalty minutes.

The Roaring 20s

Riley Barber (28), **Jonatan Berggren** (21) and **Turner Elson** (21) became the first three Griffins teammates with 20-plus goals each since Eric Tangradi (31), Matt Lorito (23), Matthew Ford (22), Matt Puempel (22) and Ben Street (21) in 2017-18.

Rarified Air

Brian Lashoff's 580 games played for the Griffins rank first among active AHL players who have spent their entire AHL career with the same club and fourth in league history among one-team players. Of the players ahead of him on that list, the most recent – and, coincidentally, the record-holder – last played during the 1970-71 season (Bill Needham of the Cleveland Barons, 981 games played). Lashoff overtook Paul Larivee (Providence Reds, 1952-62) for the No. 4 spot on April 6 against Cleveland and is now 28 games behind No. 3 Howie Yanosik (Hershey Bears, 1957-67). Lashoff is still 75 games away from breaking the Griffins' all-time games played record, held by Travis Richards with 655 games (1996-2006).

Games	Player	Played in GR From-To
655	Travis Richards	1996-06
580	Brian Lashoff	2008-13; 14-present
365	Mitch Callahan	2011-17
364	Michel Picard	1996-00; 02-04
363	Francis Pare	2008-13
359	Nathan Paetsch	2012-17
342	Louis-Marc Aubry	2011-17
319	Colin Campbell	2013-19
316	Jamie Tardif	2006-11
304	Derek Meech	2004-08; 10-11

Games	Player	Team	Played From-To
981	Bill Needham	Cleveland Barons	1956-71
753	Arnie Kullman	Hershey Bears	1948-60
608	Howie Yanosik	Hershey Bears	1957-67
580	Brian Lashoff	Grand Rapids Griffins	2008-13; 14-present
570	Paul Larivee	Providence Reds	1952-62
534	Pete Backor	Pittsburgh Hornets	1945-54
531	Roger DeJordy	Hershey Bears	1962-70
517	Pete Kapusta	Providence Reds	1946-55
513	Stan Smrke	Rochester Americans	1957-67
496	Bob Leduc	Providence Reds	1964-72

Calvin's University

Goaltender **Calvin Pickard** competed in 43 of the 76 games this season for the Griffins, despite missing 21 games due to recall and injuries. The 10-year-pro ranked 13th in the AHL with a 2.58 goals against average while his 0.918 save percentage placed 11th. Pickard made his 16th consecutive appearance on Dec. 22, which set a new career high for the goaltender and was only halfway to Joey MacDonald's franchise record of 24, set during the 2004-05 season. The netminder recorded his third helper of the season on Dec. 4 versus Rockford, which set a new AHL career high for assists in a season. Pickard moved into a tie for 10th place in franchise history when he recorded his only shutout of the year and fourth as a Griffin on Nov. 12 against Manitoba.

Going with the Flow

It was a busy season for head coach **Ben Simon** and general manager **Shawn Horcoff**, as players on professional tryouts were plentiful for the Griffins this year. Twelve PTO skaters saw action this season for Grand Rapids and totaled 174 games played; both numbers surpassed any full season since Simon joined the team as an assistant coach in 2015-16. The previous high under Simon was five PTO skaters and 23 games played during the 2018-19 season. On average, 12.7% of the Griffins' lineup were tryout players this campaign. Grand Rapids played in just eight games without a PTO or ATO player in the lineup. The team also played short of the regular 20 players five times, including one game short four players - a 5-4 win over Milwaukee on New Year's Eve - , two games short two players and two games short one player.

Power Struggle

Following a 2019-20 campaign in which they finished sixth in the AHL's power play rankings at 20.9%, the Griffins exceeded that mark in 2020-21 with a power play conversion rate of 21.5%, the fifth best on the circuit. However, Grand Rapids struggled mightily this season on the power play and finished the year in 28th place in the AHL at 16.7%. The penalty kill was not much better, tying for third to last at 75.4%.

Immortalized Forever

Michel Picard's #7 and Jeff Hoggan's #10 were raised to the Van Andel Arena rafters this season, joining Travis Richards' #24 as the only three jerseys to be retired by the Griffins. Picard played 363 games over six seasons with Grand Rapids (1996-99; 02-04) and still ranks as the Griffins' all-time leader with 158 goals, 222 assists, 380 points, 40 power play goals and 26 game-winning tallies. Hoggan was the longest-tenured captain in franchise history (2012-16) and helped set the recent culture for Griffins hockey, finishing with an 8-3 playoff-series record and one Calder Cup title (2013).

Overtime Magic

The Griffins had their fair share of overtime games this season and set new franchise records, good and bad. Grand Rapids' six road overtime wins this season (6-1) are a franchise record. The Griffins' four home overtime losses this campaign (2-4) tied the franchise record set in 2014-15. With three OT tallies apiece, **Turner Elson** and **Jonatan Berggren** tied Grand Rapids' single-season record (Andy Miele in 2014-15 and Kevin Miller in 2003-04) and along with **Brian Lashoff** sit one shy of the career mark shared by Miele and Jiri Hudler.

Friendly Confines

With back-to-back sellout crowds to end the campaign, the Griffins averaged 7,029 fans per game, which ranked third in the league. This marked the 13th straight season that Grand Rapids has averaged 7,000-plus fans per contest (excluding the 2020-21 COVID season).

Win Some, Lose Some

Compare the statistics during the Griffins' 33 wins and 43 losses (including overtime and shootout):

	GF	GA	PP %	PK %	SF	SA
W (33)	4.27	2.12	23.72%	79.80%	29.12	30.15
L (43)	1.94	4.86	11.66%	72.55%	33.60	39.83

Going Back to Back

Compare the statistics for when the Griffins played on successive nights:

	W	L (incl. OT, SO)	GF	GA	PP %	PK %	SF	SA
First Night	12	10	3.00	3.18	23.9%	73.5%	27.6	31.0
Second Night	9	13	2.64	3.40	16.5%	77.3%	28.8	31.2
Third Night	0	3	2.00	3.33	25.0%	63.6%	28.0	29.0

Cris-COOL-o

Kyle Crisuolo logged a 10-game point streak (7-11—18) from Nov. 20-Jan. 5, which set a new career-high for the forward and tied for the 11th-longest in Griffins history. Crisuolo made his NHL season debut with Detroit on Dec. 1 against Seattle, marking his first NHL game since March 5, 2018. Crisuolo then collected his first career NHL point on an assist against New Jersey on Dec. 18.

Work Horse

Netminder **Victor Brattstrom** appeared in 14 consecutive games from March 22-April 20. His 14 straight appearances tied for second all time among Griffins rookie goaltenders with Jimmy Howard (2005-06) and trailed only Jordan Pearce (2010-11, 26 GP). Through 32 games this season, the Goteborg, Sweden, native showed a 11-16-3 mark with a 0.894 save percentage and a 3.32 goals against average. Brattstrom's 32 games played tied for the fourth-most ever for a Griffins rookie goaltender and the most since Petr Mrazek made 42 appearances in 2012-13. The rookie picked up his first AHL shutout of his career on March 5 against Iowa, making 35 saves.

Home vs. Road

Home		Road
17-16-4-1	Record	16-19-2-1
+1	Goal Differential	-32
2.76	GF (avg.)	2.74
2.74	GA (avg.)	3.58
14.07%	PP%	19.18%
77.87%	PK%	73.08%
29.4	SF (avg.)	26.6
31.8	SA (avg.)	31.1

Career Years

Fourteen Griffins set personal AHL career highs this season:

Patrick Curry	29 games played, two assists
Josh Dickinson	48 games played, six goals, seven assists, 13 points, 20 penalty minutes
Turner Elson	73 games played, 21 goals, 24 assists, 45 points
Taro Hirose	59 games played, 15 goals, 38 assists, 53 points
Jon Martin	60 games played
Jared Mclsaac	70 games played, five goals, 19 assists, 24 points, 34 penalty minutes
Ryan Murphy	11 goals, 29 points
Wyatt Newpower	55 games played, 54 penalty minutes
Chase Pearson	eight goals, 18 penalty minutes
Calvin Pickard	16 consecutive games played, 12 consecutive starts
Donovan Sebrango	65 games played, one goal, six assists, seven points, 23 penalty minutes
Dominik Shine	17 goals, 15 assists, 32 points, 141 penalty minutes
Tyler Spezia	74 games played, 13 goals, 22 assists, 35 points, 24 penalty minutes
Dennis Yan	56 games played

On a Scale of 1-10

Eight Griffins ranked among the AHL's individual leaders during the regular season:

Riley Barber	15 PPG (T2nd)
Jonatan Berggren	64 points (T12th, 2nd among rookies), 43 assists (T9th, T1st among rookies), 21 goals (T8th among rookies), 7 GWG (T6th, 2nd among rookies), 6 PPG (T12th among rookies), 15 PPA (T5th among rookies), 3 OTG (T1st, 1st among rookies), 3 unassisted goals (T5th, T1st among rookies)
Victor Brattstrom	0.867 shootout save percentage (5th)
Turner Elson	3 overtime goals (T1st)
Taro Hirose	38 assists (T17th), 18 PPA (T16th)
Jared Mclsaac	24 points (T9th among rookie defensemen), 19 assists (T9th among rookie defensemen), 5 goals (T12th among rookie defensemen)
Ryan Murphy	11 goals (T4th among defensemen), 5 PPG (T3rd among defensemen)
Calvin Pickard	2.58 GAA (13th), 0.918 SV% (11th), 21 wins (T9th), 2534:30 minutes (5th), 43 GP (7th)
Dominik Shine	141 penalty minutes (T2nd), 3 shorthanded goals (T8th)

Shine Bright

Dominik Shine recorded a career-high seven-game point streak (7-3—10) from March 16-27. Shine scored in four straight games from March 22-27, which set a new career-high goal streak. The 28-year-old set career-best numbers this season in goals (17), assists (15), points (32), penalty minutes (141) and shots (122).

Season for the Books

Six Griffins compiled statistics that ranked among the team's top 10 for a single season:

Riley Barber	15 power play goals (T3rd)
Jonatan Berggren	43 assists (1st among rookies), 64 points (1st among rookies), 21 goals (T6th among rookies), 7 game-winning goals (T5th), 3 overtime goals (T1st)
Victor Brattstrom	0.867 shootout save percentage (3rd)
Turner Elson	3 overtime goals (T1st)
Calvin Pickard	1,221 saves (10th)
Dominik Shine	3 shorthanded goals (T5th)

Climbing Up the Leaderboard

Six Griffins have now either moved up or cracked the franchise's all-time regular-season leaderboard:

Riley Barber	23 power-play goals (T9th), 0.151 shooting percentage (10th)
Jonatan Berggren	3 overtime goals (T3rd)
Victor Brattstrom	0.867 shootout save percentage (2nd)
Turner Elson	3 overtime goals (T3rd), 7 unassisted goals (T6th), 6 shorthanded goals (T5th)
Brian Lashoff	580 games played (2nd), 682 shots (8th), 3 overtime goals (T3rd)
Calvin Pickard	79 games played (10th among goalies), 4667:56 minutes (10th), 39 wins (10th), 4 shutouts (T10th), 2,165 saves (7th)

High-Flying Hirose

After leading the Griffins in assists a year ago with 23, **Taro Hirose** finished second on the roster with 38 helpers. Eighteen assists came on the power play, which tied for 16th in the AHL. Hirose logged his second three-point night (2-1—3) of the season on Jan. 1 against Milwaukee, which tied a career-high for the forward. In that same game, he also tied a career-best two goals. Hirose's 53 points (15-38—53) this season tied for second on the roster. He was recalled for the first time this season by Detroit on Dec. 15 and made his NHL season debut on Dec. 18 against the Devils. With the Red Wings, Hirose totaled four points (1-3—4) in 15 games.

Streaky Good

This is the second season in franchise history that Griffins players have had at least three scoring streaks of 10 games or longer. **Riley Barber** (18-8—26, 17 GP), **Jonatan Berggren** (6-13—19, 11 GP) and **Kyle Crisculo** (7-11—18, 10 GP) all reached the 10-game plateau this year. The record of four players was set back during the 2005-06 campaign. Barber's 17-game streak tied for the longest run in the AHL over the last five seasons with Ontario's Mike Amadio in 2017-18. His 17-game streak is one of only four streaks of 17 games or more over the last 14 seasons, and is tied for the fifth-longest streak over the last 16 seasons. The longest AHL point streaks since 2006-07 (last 16 seasons) are listed below:

Player (Team)	Season	Point Streak Length
*Darren Haydar (CHI)	2006-07	39 games
Jason Krog (CHI)	2006-07	26 games
Alexandre Giroux (HER)	2008-09	23 games
Paul Carey (HER)	2016-17	19 games
Riley Barber (GR)	2021-22	17 games
Mike Amadio (ONT)	2017-18	17 games
Ryan Vesce (WOR)	2008-09	17 games
Reid Boucher (UTI)	2019-20	16 games
Keith Aucoin (HER)	2011-12	16 games
Keith Aucoin (HER)	2009-10	16 games

*AHL record

Not Your Average Joe

Although **Joe Veleno** spent the majority of the season with Detroit, he made the most of his time in Grand Rapids. Veleno registered 10 points (6-4—10) in 11 games with the Griffins this year. The former first-round draft pick logged a season-high four-game point streak from Feb. 4-20, recording three goals and four assists. From Feb. 4-25, the Griffins averaged 4.25 goals per game with Veleno in the lineup and 2.20 goals per contest without the forward. With the Red Wings this season, the Kirkland, Quebec, native totaled 15 points (8-7—15) in 66 games.

Northern Exposure

The Griffins fared well against opponents from the North Division this season, as they finished with a 8-2-2-0 record (0.750) and outscored their opponents 38-28. In comparison, Grand Rapids went 22-29-3-2 (0.438) against Central Division foes and 3-4-1-0 (0.438) against teams from the Pacific Division.

Marching Out of Cadence

The Griffins have had a remarkable stretch of success during the month of March throughout their 26 seasons. Grand Rapids earned a winning record in March for 13 straight years from 2008-09-2020-21, in large part by going 0.500 or better on the road during each of those months and despite playing 62% of its games on the road. However, that streak ended this season, as the Griffins finished 5-7-1-0 in March. All time, the Griffins have only had a losing March record four times in 26 years. The last time Grand Rapids suffered a losing record in March was back in 2008.

Year	Overall March Record	Home March Record	Road March Record
2021-22	5-7-1-0	3-3-0-0	2-4-1-0
2020-21	4-1-2-0	0-0-2-0	4-1-0-0
2019-20	3-1-0-0	2-0-0-0	1-1-0-0
2018-19	7-5-2-0	1-3-1-0	6-2-1-0
2017-18	8-5-0-1	3-4-0-0	5-1-0-1
2016-17	8-4-0-1	2-2-0-0	6-2-0-1
2015-16	8-4-0-0	3-1-0-0	5-3-0-0
2014-15	7-2-1-1	3-1-0-0	4-1-1-1
2013-14	9-3-0-1	3-1-0-0	6-2-0-1
2012-13	8-5-1-1	3-0-0-1	5-5-1-0
2011-12	8-6-1-0	4-2-0-0	4-4-1-0
2010-11	8-4-1-0	5-2-0-0	3-2-1-0
2009-10	6-3-1-2	2-1-1-1	4-2-0-1
2008-09	8-6-0-0	4-2-0-0	4-4-0-0

Murphy's Law

Ryan Murphy enjoyed a four-game point streak (1-5—6) from March 9-16. The defenseman registered an assist in four consecutive games during his point streak, which tied for the second-longest assist streak this season by a Griffin. Despite missing the final 19 games of the season, the nine-year pro placed eighth on the roster and led all Grand Rapids blueliners with 29 points (11-18—29) in 53 outings. When Murphy went down with a season-ending injury on March 18, he was tied for first among AHL defensemen with 11 goals while his 29 points were tied for 14th.

Page Turner

Turner Elson reached the 20-goal mark for the first time in his career on April 9. The nine-year pro had a breakout season on the offensive end, with a career-best 21 goals, 24 assists and 45 points. Elson rattled off a career-high five-game goal streak from March 9-18, which tied for the longest goal streak this season by a Griffin. The 29-year-old recorded overtime winners in two straight outings from March 13-16, joining Filip Hronek as the only Griffins to score overtime goals in consecutive games. He scored six seconds into the overtime frame on March 16, which was the fastest goal to start any period in Griffins' history, for or against. Elson, **Riley Barber** (28) and **Jonatan Berggren** (21) are the first three Griffins teammates with 20-plus goals each since Eric Tangradi (31), Matt Lorito (23), Matthew Ford (22), Matt Puempel (22) and Ben Street (21) in 2017-18. On April 25, Elson signed with Detroit for the remainder of the 2021-22 NHL season and competed in the final two games.

Hometown Hero

Holland, Mich. native **Luke Witkowski** became the fourth West Michigander to ever play for the Griffins. Witkowski joined East Grand Rapids native Luke Glendening, Kentwood local **Mike Knuble** and Muskegon legend Justin Abdelkader. Witkowski spent two years with Detroit from 2017-19 but never saw action in the AHL. The veteran totaled seven points (3-4—7) in 44 outings with Grand Rapids before being dealt to the St. Louis Blues at the trade deadline on March 21.

Race for the Cup

The Stanley Cup playoffs got underway on Monday, May 2, with all 16 teams having a Griffins alum among their player or hockey ops ranks.

Team	Alumni
Colorado Avalanche	Darren Helm, Head Coach Jared Bednar
St. Louis Blues	Pro Scout Michel Picard
Boston Bruins	Tomas Nosek, Head Coach Bruce Cassidy, Assistant Coach Chris Kelly
Washington Capitals	Nick Jensen, Anthony Mantha
Calgary Flames	Calle Jarnkrok, Assistant Coach Cail MacLean
Carolina Hurricanes	Brendan Smith
Los Angeles Kings	Andreas Athanasiou
Tampa Bay Lightning	Asst. GM/Dir. Of Player Development Stacy Roest
Toronto Maple Leafs	Petr Mrazek (IR), Jason Spezza
Edmonton Oilers	Pro Scout Chris Cichocki
Florida Panthers	Assistant GM Brett Peterson
Pittsburgh Penguins	Pro Scout Kerry Huffman
Nashville Predators	Chief Amateur Scout Tom Nolan, Pro Scout Doug Janik
New York Rangers	Assistant GM Ryan Martin
Dallas Stars	Luke Glendening, Asst. Coach Todd Nelson, GM Jim Nill
Minnesota Wild	Joe Hicketts, Pro Scout Mark Mowers

In the Show

With the advancement of seven former Griffins to the NHL this season, Grand Rapids has now sent 193 players on to the NHL during its 26 seasons of play. Thirty-eight Griffins alumni logged ice time in the NHL during the 2021-22 season. (*Played for Grand Rapids this season)

Player	NHL Club	GP	G	A	PTS	+/-	PIM		
Andreas Athanasiou	Los Angeles	28	11	6	17	7	4		
*Riley Barber	Detroit	4	0	0	0	-2	2		
Tyler Bertuzzi	Detroit	68	30	32	62	-11	47		
Madison Bowey	Vancouver	2	0	0	0	-3	0		
Dennis Cholowski	Seattle	11	0	3	3	-3	2		
*Kyle Criscuolo	Detroit	6	0	2	2	1	2		
Danny DeKeyser	Detroit	59	0	11	11	-8	26		
*Turner Elson	Detroit	2	0	0	0	-1	0		
Martin Frk	Los Angeles	6	2	0	2	-4	2		
Luke Glendening	Dallas	82	9	7	16	-17	15		
Darren Helm	Colorado	68	7	8	15	-5	14		
*Taro Hirose	Detroit	15	1	3	4	-5	4		
Filip Hronek	Detroit	78	5	33	38	-29	36		
Mattias Janmark	Vegas	67	9	16	25	3	21		
Calle Jarnkrok	Calgary	66	12	18	30	-14	6		
Nick Jensen	Washington	76	5	16	21	32	21		
Dylan Larkin	Detroit	71	31	38	69	-18	47		
Gustav Lindstrom	Detroit	63	1	12	13	-12	22		
Anthony Mantha	Washington	37	9	14	23	4	14		
Tomas Nosek	Boston	75	3	14	17	-9	32		
Gustav Nyquist	Columbus	82	18	35	53	-12	26		
*Chase Pearson	Detroit	3	0	0	0	0	0		
Michael Rasmussen	Detroit	80	15	12	27	-25	66		
*Dan Renouf	Detroit	4	0	0	0	-2	7		
Moritz Seider	Detroit	82	7	43	50	-9	34		
Riley Sheahan	Seattle	69	4	13	17	6	2		
Brendan Smith	Carolina	45	4	4	8	6	36		
*Gemel Smith	Detroit	3	0	1	1	-2	5		
Givani Smith	Detroit	46	4	3	7	-6	108		
Jason Spezza	Toronto	71	12	13	25	-3	26		
Evgeny Svechnikov	Winnipeg	72	7	12	19	-4	38		
Tomas Tatar	New Jersey	76	15	15	30	-22	22		
*Joe Veleno	Detroit	66	8	7	15	-14	22		
*Luke Witkowski	Detroit	1	0	0	0	0	0		
Filip Zadina	Detroit	74	10	14	24	-24	10		
Goalie	NHL Club	GP	W	L	OT	SO	GAA	SPCT	
Petr Mrazek	Toronto	20	12	6	0	0	3.34	0.888	
*Calvin Pickard	Detroit	3	1	1	0	0	4.30	0.875	
Harri Sateri	Arizona	6	2	2	1	0	4.22	0.866	

Griffins By Season

<u>Season</u>	<u>Overall</u>	<u>Home</u>	<u>Road</u>	<u>Finish</u>	<u>Playoff Results</u>
2021-22	33-35-6-2	17-16-4-1	16-19-2-1	7th of 7 in Central, 26th of 31 in AHL	Did not qualify
2020-21	16-12-3-1	8-4-3-1	8-8-0-0	3rd of 6 in Central, 14th of 28 in AHL	No playoffs held
2019-20	29-27-3-4	15-11-2-3	14-16-1-1	3rd of 8 in Central, 21st of 31 in AHL	No playoffs held
2018-19	38-27-7-4	22-10-3-3	16-17-4-1	4th of 8 in Central, 12th of 31 in AHL	Lost to CHI (2-3)
2017-18	42-25-2-7	20-15-1-2	22-10-1-5	2nd of 7 in Central, 9th of 30 in AHL	Lost to MB (2-3)
2016-17	47-23-1-5	25-11-0-2	22-12-1-3	2nd of 8 in Central, 6th of 30 in AHL Calder Cup Champions	Defeated MIL (3-0) Defeated CHI (4-1) Defeated SJ (4-1) Defeated SYR (4-2)
2015-16	44-30-1-1	25-12-1-0	19-18-0-1	4th of 8 in Central, 12th of 20 in AHL	Defeated MIL (3-0) Lost to LE (2-4)
2014-15	46-22-6-2	23-10-4-1	23-12-2-1	1st of 5 in Midwest, 3rd of 30 in AHL	Defeated TOR (3-2) Defeated RFD (4-1) Lost to UTI (2-4)
2013-14	46-23-2-5	23-13-0-2	23-10-2-3	2nd of 5 Midwest, 5th of 30 in AHL	Defeated ABB (3-1) Lost to TEX (2-4)
2012-13	42-26-4-4	21-12-3-2	21-14-1-2	1st of 5 Midwest, 8th of 30 in AHL Calder Cup Champions	Defeated HOU (3-2) Defeated TOR (4-2) Defeated OKC (4-3) Defeated SYR (4-2)
2011-12	33-32-7-4	18-15-3-2	15-17-4-2	4th of 5 in North, 24th of 30 in AHL	Did not qualify
2010-11	36-34-2-8	18-16-1-5	18-18-1-3	6th of 7 in North, 23rd of 30 in AHL	Did not qualify
2009-10	34-39-3-4	19-19-1-1	15-20-2-3	7th of 7 in North, 26th of 29 in AHL	Did not qualify
2008-09	43-25-6-6	25-8-3-4	18-17-3-2	3rd of 7 in North, 8th of 29 in AHL	Defeated HAM (4-2) Lost to MTB (0-4)
2007-08	31-41-2-6	18-18-1-3	13-23-1-3	5th of 7 in North, 25th of 29 in AHL	Did not qualify
2006-07	37-32-6-5	22-13-2-3	15-19-4-2	4th of 6 in North, 17th of 27 in AHL	Lost to MTB (3-4)
2005-06	55-20-1-4	30-6-1-3	25-14-0-1	1st of 7 in North, 1st of 27 in AHL	Defeated TOR (4-1) Defeated MTB (4-3) Lost to MIL (0-4)
2004-05	41-35-2-2	19-18-2-1	22-17-0-1	5th of 7 in West, 17th of 28 in AHL	Did not qualify
2003-04	44-28-8-0	24-10-6-0	20-18-2-0	2nd of 7 in West, 5th of 28 in AHL	Lost to CHI (0-4)
2002-03	48-22-8-2	22-13-5-0	26-9-3-2	1st of 5 in Central, 2nd of 29 in AHL	Defeated WIL (3-1) Defeated CHI (4-0) Lost to HOU (3-4)
2001-02	42-27-11-0	24-12-4-0	18-15-7-0	1st of 5 in Central, 4th of 27 in AHL	Lost to CHI (2-3)
2000-01	53-22-7	31-7-3	22-15-4	1st of 6 in East, 1st of 11 in IHL	Defeated CLE (4-0) Lost to ORL (2-4)
1999-00	51-22-9	26-12-3	25-10-6	1st of 7 in East, 2nd of 13 in IHL Turner Cup Finalist	Defeated CLE (4-2) Defeated CIN (4-1) Lost to CHI (2-4)
1998-99	34-40-8	19-18-4	15-22-4	7th of 8 in East, 15th of 16 in IHL	Did not qualify
1997-98	38-31-13	19-17-5	19-14-8	5th of 8 in East, 11th of 18 in IHL	Lost to CIN (0-3)
1996-97	40-30-12	21-13-7	19-17-5	6th of 9 in East, 10th of 19 in IHL	Lost to ORL (2-3)
All-Time	1043-730-70-119	554-329-36-60	489-401-34-59		

2021-22 GRAND RAPIDS GRIFFINS - RESULTS

GM	DAY	DATE	OPPONENT	SCORE	RECORD	PTS	STANDING	GRIFFINS GOALIE	GRIFFINS GOAL SCORERS	GW GOAL	GR/OPP SHOTS	POWER PLAY GR/OPP	ATTEND
1 H1	Fri.	Oct. 15	ROCKFORD	6-1 W	1-0-0-0	2	1st	Pickard	90,32,15,38,22,21	Spezia	24/24	2-3/0-3	10,834 (c)
2 R1	Sat.	Oct. 16	@ Milwaukee	3-7 L	1-1-0-0	2	T3rd	Brattstrom	90(2),11	Solow	23/31	2-7/1-5	7,243
3 R2	Fri.	Oct. 22	@ Manitoba	0-1 L	1-2-0-0	2	T6th	Pickard		Maier	22/38	0-6/0-2	4,188
4 R3	Sun.	Oct. 24	@ Manitoba	2-3 SOL (0-1)	1-2-0-1	3	5th	Brattstrom	6, 21	N/A	23/31	1-1/1-5	2,284
5 H2	Wed.	Oct. 27	CHICAGO	0-3 L	1-3-0-1	3	6th	Pickard		Drury	25/32	0-3/2-6	4,102
6 H3	Sat.	Oct. 30	MILWAUKEE	4-1 W	2-3-0-1	5	5th	Pickard	22 (2),48,51	Criscuolo	30/38	0-2/1-7	4,664
7 H4	Sun.	Oct. 31	CHICAGO	3-6 L	2-4-0-1	5	5th	Brattstrom	11 (2),48	Smith	27/30	2-6/1-4	3,195
8 R4	Fri.	Nov. 5	@ Iowa	6-5 OTW	3-4-0-1	7	4th	Pickard	6,11,15,17,38,48	Berggren	28/33	1-5/3-4	5,218
9 R5	Sat.	Nov. 6	@ Rockford	2-1 W	4-4-0-1	9	4th	Pickard	17,32	Hirose	27/22	0-0/1-2	3,801
10 H5	Fri.	Nov. 12	MANITOBA	2-0 W	5-4-0-1	11	3rd	Pickard	15,11	Elson	25/33	0-1/0-2	9,025
11 H6	Sat.	Nov. 13	MANITOBA	2-6 L	5-5-0-1	11	4th	Brattstrom	15,51	Eyssimont	16/35	0-4/1-1	6,969
12 H7	Wed.	Nov. 17	CHICAGO	1-2 OTL	5-5-1-1	12	4th	Pickard	25	Potursalski	27/48	0-3/0-4	4,795
13 R6	Fri.	Nov. 19	@ Texas	5-4 OTW	6-5-1-1	14	4th	Pickard	15,17,18,32,65	Elson	23/27	0-4/2-5	4,510
14 R7	Sat.	Nov. 20	@ Texas	3-4 OTL	6-5-2-1	15	4th	Pickard	48 (2),51	Gleason	34/37	0-4/1-4	5,237
15 R8	Wed.	Nov. 24	@ Milwaukee	6-3 W	7-5-2-1	17	4th	Pickard	17,48,65 (2),40,51	Shine	20/34	1-4/1-3	3,691
16 H8	Fri.	Nov. 26	CHICAGO	3-5 L	7-6-2-1	17	4th	Pickard	3, 51 (2)	Smith	32/34	0-2/1-3	7,901
17 R9	Sun.	Nov. 28	@ Chicago	1-3 L	7-7-2-1	17	4th	Pickard	6	Leivo	19/44	1-5/1-5	3,935
18 H9	Fri.	Dec. 3	ROCKFORD	1-4 L	7-8-2-1	17	5th	Pickard	51	Regula	41/31	1-4/2-4	7,305
19 H10	Sat.	Dec. 4	ROCKFORD	6-2 W	8-8-2-1	19	T4th	Pickard	6,18,21,48,51,65	Yan	29/32	1-5/0-4	5,367
20 R10	Mon.	Dec. 6	@ Cleveland	4-1 W	9-8-2-1	21	4th	Pickard	11,15,40,51	Barber	29/36	0-4/0-3	3,389
21 R11	Fri.	Dec. 10	@ Manitoba	2-4 L	9-9-2-1	21	T4th	Pickard	32,15	Gustafsson	16/42	0-2/0-2	1,905
22 R12	Sat.	Dec. 11	@ Manitoba	2-3 L	9-10-2-1	21	5th	Pickard	11,15	Reichel	21/22	0-5/0-1	2,859
	Sat.	Dec-18	TORONTO						*** Postponed due to league COVID-19 protocols affecting Toronto (Rescheduled for Jan. 24) ***				
	Sun.	Dec-19	TORONTO						*** Postponed due to league COVID-19 protocols affecting Toronto (Rescheduled for Feb. 2) ***				
23 H11	Wed.	Dec. 22	MILWAUKEE	1-2 OTL	9-10-3-1	22	6th	Pickard	15	Grimaldi	39/35	0-4/2-7	6,969
	Mon.	Dec-27	@ Cleveland						*** Postponed due to league COVID-10 protocols affecting Cleveland (Rescheduled for April 30) ***				
24 H12	Fri.	Dec. 31	MILWAUKEE	5-4 W	10-10-3-1	24	T4th	Brattstrom	11,27,32,55,65	Barber	32/33	1-4/1-2	7,824
25 R13	Sat.	Jan. 1	@ Milwaukee	4-2 W	11-10-3-1	26	T3rd	Pickard	6,17 (2),37	Sebrango	29/35	0-2/0-3	4,546
	Sun.	Jan-2	@ Chicago						*** Postponed due to league COVID-19 protocols affecting Chicago (Rescheduled for April 28) ***				
26 H13	Wed.	Jan. 5	MILWAUKEE	7-2 W	12-10-3-1	28	3rd	Pickard	3,15,21 (2),23,32,40	Yan	35/27	1-7/0-4	3,121
27 H14	Fri.	Jan. 7	IOWA	3-1 W	13-10-3-1	30	3rd	Pickard	17,22,55	Dickinson	27/36	0-3/0-0	5,382
28 H15	Sat.	Jan. 8	CLEVELAND	1-2 OTL	13-10-4-1	31	3rd	Brattstrom	51	Fix-Wolansky	23/36	0-5/0-3	7,295
29 R14	Wed.	Jan. 12	@ Chicago	0-4 L	13-11-4-1	31	4th	Pickard		Noesen	23/34	0-5/1-3	N/A
30 H16	Fri.	Jan. 14	MANITOBA	3-2 OTW	14-11-4-1	33	4th	Brattstrom	6,51,48	Berggren	35/27	1-3/1-1	6,366
31 H17	Sat.	Jan. 15	MANITOBA	1-2 SOL (1-2)	14-11-4-2	34	3rd	Pickard	17	N/A	28/26	1-9/0-3	8,380
32 R15	Tue.	Jan. 18	@ Cleveland	5-3 W	15-11-4-2	36	3rd	Pickard	15,17,32,51,71	Martin	31/31	1-3/0-2	3,866
33 H18	Sat.	Jan. 22	MILWAUKEE	2-5 L	15-12-4-2	36	3rd	Brattstrom	21,14	Schneider	31/32	0-2/0-2	9,475
34 H19	Mon.	Jan. 24	TORONTO	3-4 OTL	15-12-5-2	37	3rd	Pickard	3,21,15	Duszak	27/28	1-3/0-2	4,227
35 H20	Wed.	Jan. 26	MILWAUKEE	0-1 L	15-13-5-2	37	3rd	Brattstrom		Donovan	30/22	0-6/1-5	4,977
36 R16	Fri.	Jan. 28	@ Chicago	1-4 L	15-14-5-2	37	T4th	Brattstrom	14	Noesen	16/40	0-3/3-8	5,523
37 R17	Sat.	Jan. 29	@ Milwaukee	0-5 L	15-15-5-2	37	6th	Fulcher		Richard	42/26	0-6/1-2	5,296
38 H21	Wed.	Feb. 2	TORONTO	3-4 L	15-16-5-2	37	6th	Pickard	71,6,25	Suomela	24/32	0-3/2-6	7,396
39 H22	Fri.	Feb. 4	ONTARIO	2-5 L	15-17-5-2	37	6th	Pickard	20,90	Frk	37/28	1-4/3-4	7,586
40 H23	Sat.	Feb. 5	ONTARIO	5-3 W	16-17-5-2	39	6th	Brattstrom	48,28,3,90,32	Veleno	37/31	1-4/0-7	9,273
41 R18	Thu.	Feb. 10	@ Iowa	4-3 OTW	17-17-5-2	41	6th	Pickard	17,28,48 (2)	Berggren	37/23	1-3/0-2	2,955
42 R19	Fri.	Feb. 11	@ Iowa	1-6 L	17-18-5-2	41	6th	Brattstrom	6	Misley	17/37	0-3/2-4	8,023
43 R20	Tue.	Feb. 15	@ Texas	2-1 W	18-18-5-2	43	6th	Pickard	17,48	Berggren	27/24	1-4/0-3	3,177
44 R21	Wed.	Feb. 16	@ Texas	1-3 L	18-19-5-2	43	6th	Pickard	6	Kawaguchi	20/30	1-4/0-4	3,580
45 H24	Sat.	Feb. 19	ROCKFORD	5-2 W	19-19-5-2	45	6th	Pickard	6,17,28,65,71	Witkowski	33/31	0-1/0-2	8,731
46 R22	Sun.	Feb. 20	@ Rockford	5-2 W	20-19-5-2	47	T5th	Brattstrom	3,15,32,48,90	Berggren	38/33	1-5/1-3	3,412
47 R23	Wed.	Feb. 23	@ Cleveland	2-1 OTW	21-19-5-2	49	5th	Pickard	22,18	Lashoff	24/34	0-2/0-1	4,138
48 H25	Fri.	Feb. 25	BAKERSFIELD	0-2 L	21-20-5-2	49	5th	Pickard		Malone	24/37	0-3/0-2	6,472
49 H26	Sat.	Feb. 26	BAKERSFIELD	4-3 SOW (2-1)	22-20-5-2	51	5th	Pickard	18,9,48	N/A	29/37	1-3/2-3	9,340
50 H27	Fri.	March 4	IOWA	0-4 L	22-21-5-2	51	T5th	Pickard		Rossi	40/24	0-5/2-4	6,157
51 H28	Sat.	March 5	IOWA	3-0 W	23-21-5-2	53	4th	Brattstrom	22,17,12	Pearson	27/35	1-3/0-5	8,906
52 R24	Sun.	March 6	@ Milwaukee	2-3 L	23-22-5-2	53	4th	Pickard	11,17	Schneider	30/31	0-1/1-3	4,609
53 H29	Wed.	March 9	CHICAGO	2-4 L	23-23-5-2	53	T4th	Brattstrom	15,32	Miletic	22/33	0-4/0-4	4,711
54 H30	Fri.	March 11	CLEVELAND	6-1 W	24-23-5-2	55	5th	Pickard	15,11,32 (2),25,6	Barber	27/28	3-6/1-2	8,104
55 R25	Sun.	March 13	@ Chicago	2-1 OTW	25-23-5-2	57	4th	Pickard	22,15	Elson	30/27	1-6/1-2	8,532
56 H31	Wed.	March 16	TEXAS	5-4 OTW	26-23-5-2	59	4th	Pickard	21,25,65,55,15	Elson	32/28	0-0/1-2	4,712
57 H32	Fri.	March 18	TEXAS	2-4 L	26-24-5-2	59	4th	Brattstrom	15,65	Damiani	26/40	0-1/2-2	7,315
58 R26	Sat.	March 19	@ Rockford	1-5 L	26-25-5-2	59	5th	Pickard	32	Slavin	30/36	0-6/1-4	4,294
59 R27	Tue.	March 22	@ Ontario	2-6 L	26-26-5-2	59	5th	Pickard	65,11	Tynan	26/20	1-5/0-4	4,953
60 R28	Fri.	March 25	@ Bakersfield	3-7 L	26-27-5-2	59	5th	Brattstrom	65,27,11	Scovour	28/35	2-3/2-2	3,357
61 R29	Sat.	March 26	@ Bakersfield	4-3 OTW	27-27-5-2	61	T5th	Brattstrom	71,65,55,11	Barber	35/33	1-7/1-3	5,026
62 R30	Sun.	March 27	@ Ontario	3-4 OTL	27-27-6-2	62	T5th	Brattstrom	48,65,20	Gaunce	27/29	1-4/1-5	7,001
63 H33	Fri.	April 1	TEXAS	1-2 L	27-28-6-2	62	T6th	Brattstrom	11	Karow	25/25	0-3/0-3	6,775
64 H34	Sat.	April 2	TEXAS	2-3 L	27-29-6-2	62	6th	Brattstrom	15,11	Nick	37/33	1-2/0-1	8,719
65 R31	Sun.	April 3	@ Milwaukee	1-3 L	27-30-6-2	62	7th	Brattstrom	65	Schneider	27/27	1-3/2-3	4,004
66 H35	Wed.	April 6	CLEVELAND	2-1 SOW (2-1)	28-30-6-2	64	7th	Brattstrom	48	N/A	33/36	0-3/0-2	7,554
67 R32	Sat.	April 9	@ Toronto	7-5 W	29-30-6-2	66	7th	Fulcher	11 (3),15,18,20,65	Barber	26/24	4-6/0-5	3,877
68 R33	Sun.	April 10	@ Toronto	1-4 L	29-31-6-2	66	7th	Brattstrom	11	Blandisi	30/31	1-2/2-6	3,601
69 H36	Wed.	April 13	CLEVELAND	4-2 W	30-31-6-2	68	7th	Brattstrom	65,17,48,51	Berggren	24/26	0-3/1-3	5,503
70 H37	Fri.	April 15	IOWA	3-1 W	31-31-6-2	70	T6th	Brattstrom	51,48,55	Berggren	28/31	0-3/0-2	10,834 (c)
71 R34	Tue.	April 19	@ Iowa	2-5 L	31-32-6-2	70	7th	Brattstrom	48,51	Rau	30/28	1-2/0-5	3,723
72 R35	Wed.	April 20	@ Rockford	5-3 W	32-32-6-2	72	7th	Brattstrom	26,16,11 (2), 15	Elson	34/18	2-5/2-3	2,111
73 H38	Fri.	April 22	CHICAGO	2-4 L	32-33-6-2	72	7th	Fulcher	48,11	Panik	29/34	0-4/0-1	10,834 (c)
74 R36	Sun.	April 24	@ Chicago	2-6 L	32-34-6-2	72	7th	Fulcher	11 (2)	Ponomarev	28/35	0-3/3-3	9,623
75 R37	Thu.	April 28	@ Chicago	3-6 L	32-35-6-2	72	7th	Brattstrom	11,65,5	Drury	25/37	0-3/0-2	5,120
76 R38	Sat.	April 30	@ Cleveland	5-2 W	33-35-6-2	74	7th	Brattstrom	11 (3),48,55	Dickinson	16/28	2-4/0-4	12,123

2021-22 GRAND RAPIDS GRIFFINS - HIGHS & LOWS TEAM

CATEGORY	GRIFFINS	OPPONENT
Longest Winning Streak - Overall	4 Dec. 31-Jan. 7	
Longest Winning Streak - Home	3 Twice (MR: April 6-15)	
Longest Winning Streak - Road	3 Nov. 5-19	
Longest Losing Streak - Overall	7 Jan.22-Feb. 4	
Longest Losing Streak - Home	6 Jan. 15-Feb. 4	
Longest Losing Streak - Road	3 Twice (MR: March 19-25)	
Largest Margin of Victory	5 Three times (MR: March 11 vs. CLE)	5 Twice (MR: Feb. 11 at IA)
Largest Deficit Overcome	3 April 9 at TOR	3 Nov. 26 vs. CHI
Most Goals, Game:	7 Twice (MR: April 9 at TOR)	7 Twice (MR: March 25 at BAK)
Fewest Goals, Game:	0 Seven times (MR: March 4 vs. IA)	0 Twice (MR: March 5 vs. IA)
Most Goals, Period:	5 Dec. 4 vs. RFD, 1st	5 Nov. 26 vs. CHI, 3rd
Most Shots, Game:	42 Jan. 29 at MIL	48 Nov. 17 vs. CHI
Most Shots, Period:	23 Feb. 5 vs. ONT, 1st	20 Twice (MR: Dec. 10 at MB, 2nd)
Fewest Shots, Game:	16 Four times (MR: April 30 at CLE)	18 April 20 at RFD
Fewest Shots, Period:	2 Four times (MR: Feb. 11 at IA, 2nd)	2 Nov. 13 vs. MB, 2nd
Most Penalty Minutes, Game:	39 Oct. 30 vs. MIL	38 Jan. 15 vs. MB
Fewest Penalty Minutes, Game:	0 Jan. 7 vs. IA	0 Twice (MR: March 16 vs. TEX)
Most PP Goals, Game:	4 April 9 at TOR	3 Four times (MR: April 24 at CHI)
Most PP Chances, Game:	9 Jan. 15 vs. MB	8 Jan. 28 at CHI
Fewest PP Chances, Game:	0 Twice (MR: March 16 vs. TEX)	0 Jan. 7 vs. IA
Most PP Goals, Period:	2 Three times (MR: April 30 at CLE, 2nd)	3 Jan. 28 at CHI, 2nd
Most PP Chances, Period:	4 Four times (MR: March 11 vs. CLE, 1st)	4 Twice (MR: Feb. 5 vs. ONT, 2nd)
Most SH Goals, Game:	2 Feb. 5 vs. ONT	1 11 times (MR: April 9 at TOR)
Most Assists, Game:	12 Three times (MR: April 9 at TOR)	12 Three times (MR: March 25 at BAK)
Most Points, Game:	19 Twice (MR: April 9 at TOR)	19 Twice (MR: March 25 at BAK)
Fastest Consecutive Goals:	:10 Nov. 6 at RFD Spezia, Hirose	:09 March 16 vs. TEX L'Esperance, Petrovic
Fastest Goal From Start of Game:	:22 Feb. 19 vs. RFD Murphy	:10 April 30 at CLE Fix-Wolansky
Fastest Goal From Start of Period:	:06 March 16 vs. TEX, Overtime Elson	:10 April 30 at CLE, 1st Fix-Wolansky

2021-22 GRAND RAPIDS GRIFFINS - HIGHS & LOWS INDIVIDUAL

Longest Goal Streak:	5 Elson (March 9-18), Barber (April 20-30)
Longest Assist Streak:	5 Criscuolo (Dec. 4-Jan. 5), Berggren (April 20-30)
Longest Point Streak:	17 Barber (March 22-April 30)
Goaltender's Longest Winning Streak:	4 Pickard (Oct. 30-Nov. 12)
Most Saves, Game:	46 Pickard (Nov. 17 vs. CHI)
Fewest Saves, Game:	15 Brattstrom (April 20 at RFD)
Most Goals, Game:	3 Barber (April 9 at TOR; April 30 at CLE)
Most Assists, Game:	4 Berggren (Jan. 18 at CLE)
Most Points, Game:	4 Berggren (Jan. 18 at CLE), Barber (April 30 at CLE)

2021-22 GRAND RAPIDS GRIFFINS - TRANSACTIONS

DATE	TRANSACTION
May 31, 2021	D Wyatt Newpower signed a two-year entry-level contract with Detroit
July 15, 2021	F Dominik Shine re-signed a one-year contract with Grand Rapids
July 22, 2021	F Michael Rasmussen re-signed a three-year contract with Detroit
July 26, 2021	D Gustav Lindstrom received a qualifying offer from Detroit; Agreed to terms on a two-year contract extension with Detroit
July 27, 2021	F Kyle Criscuolo agreed to terms on a two-year contract extension with Detroit; F Taro Hirose agreed to terms on a one-year contract extension with Detroit
July 28, 2021	G Calvin Pickard agreed to terms on a one-year contract extension with Detroit; D Ryan Murphy signed a one-year contract with Detroit
July 29, 2021	F Hayden Verbeek signed a one-year contract with Grand Rapids; D Dan Renouf signed a one-year contract with Detroit; D Luke Witkowski signed a two-year contract with Detroit; F Jon Martin signed a one-year contract with Grand Rapids
July 30, 2021	D Brian Lashoff agreed to terms on a one-year contract with Detroit; F Turner Elson signed a one-year contract with Grand Rapids
July 31, 2021	F Tyler Bertuzzi re-signed a two-year contract with Detroit
Aug. 4, 2021	F Tyler Spezia re-signed a one-year contract with Grand Rapids
Aug. 5, 2021	F Chase Pearson re-signed a one-year contract with Detroit
Sept. 14, 2021	F Givani Smith re-signed a two-year contract with Detroit
Sept. 17, 2021	F Dennis Yan signed a one-year contract with Grand Rapids
Oct. 7, 2021	G Victor Brattstrom , D Jared McIsaac , D Wyatt Newpower and D Donovan Sebrango assigned by Detroit
Oct. 8, 2021	F Chase Pearson , D Brian Lashoff and D Ryan Murphy assigned by Detroit
Oct. 9, 2021	F Jonatan Berggren , D Dan Renouf and D Luke Witkowski assigned by Detroit
Oct. 10, 2021	G Calvin Pickard assigned by Detroit
Oct. 11, 2021	F Riley Barber , F Taro Hirose and F Joe Veleno assigned by Detroit
Oct. 19, 2021	F Josh Dickinson signed to a PTO
Oct. 26, 2021	F Kyle Criscuolo assigned by Detroit; F Josh Dickinson released from PTO
Oct. 30, 2021	F Joe Veleno recalled by Detroit
Nov. 3, 2021	F Max Humitz and D D.J. King signed to PTOs
Nov. 7, 2021	F Joe Veleno reassigned by Detroit
Nov. 8, 2021	F Max Humitz released from PTO
Nov. 15, 2021	F Joe Veleno recalled by Detroit
Nov. 16, 2021	F Max Humitz and F Brett McKenzie signed to PTOs; D D.J. King released from PTO; G Victor Brattstrom reassigned to Toledo by Detroit; G Kaden Fulcher reassigned to Grand Rapids by Detroit
Nov. 24, 2021	D Dan Renouf recalled by Detroit; D Blake Hillman signed to a PTO
Nov. 28, 2021	F Matt Berry signed to a PTO
Nov. 29, 2021	F Kyle Criscuolo recalled by Detroit
Nov. 30, 2021	F Max Humitz released from PTO
Dec. 2, 2021	D Dan Renouf and F Kyle Criscuolo reassigned by Detroit
Dec. 6, 2021	D Dan Renouf recalled by Detroit; D Seth Barton reassigned to Grand Rapids by Detroit; G Victor Brattstrom reassigned to Grand Rapids by Detroit; G Kaden Fulcher reassigned to Toledo by Detroit
Dec. 7, 2021	D Luke Witkowski recalled by Detroit; F Kyle Criscuolo recalled by Detroit
Dec. 8, 2021	F Max Humitz signed to a PTO
Dec. 9, 2021	D Brian Lashoff recalled by Detroit
Dec. 10, 2021	F Josh Dickinson and D Randy Gazzola signed to PTOs; D Luke Witkowski reassigned to Grand Rapids by Detroit; D Donovan Sebrango reassigned to Team Canada by Detroit
Dec. 11, 2021	F Kyle Criscuolo and D Brian Lashoff reassigned by Detroit
Dec. 13, 2021	D Randy Gazzola released from PTO
Dec. 14, 2021	D Gordi Myer signed to a PTO; G Kaden Fulcher reassigned to Grand Rapids by Detroit
Dec. 15, 2021	F Kyle Criscuolo and F Taro Hirose recalled by Detroit
Dec. 17, 2021	F Max Humitz released from PTO
Dec. 18, 2021	F Riley Barber and G Calvin Pickard recalled by Detroit; G Victor Brattstrom reassigned to Toledo (ECHL) by Detroit
Dec. 19, 2021	F Riley Barber , F Kyle Criscuolo , F Taro Hirose , D Dan Renouf and G Calvin Pickard reassigned by Detroit
Dec. 20, 2021	G Victor Brattstrom reassigned to Grand Rapids by Detroit; F Max Humitz signed to PTO
Dec. 23, 2021	F Josh Dickinson , F Max Humitz and D Gordi Myer released from PTOs
Dec. 26, 2021	F Riley Barber , F Kyle Criscuolo , D Dan Renouf , D Luke Witkowski and G Victor Brattstrom recalled to Detroit's taxi squad
Dec. 27, 2021	F Josh Dickinson , F Max Humitz and D Gordi Myer signed to PTOs
Dec. 29, 2021	D Luke Witkowski and G Victor Brattstrom reassigned by Detroit
Dec. 30, 2021	D Donovan Sebrango reassigned by Detroit; F Riley Barber reassigned by Detroit
Dec. 31, 2021	F Kyle Criscuolo and D Dan Renouf reassigned by Detroit
Jan. 2, 2022	F Riley Barber , D Dan Renouf , D Luke Witkowski and G Kaden Fulcher recalled to Detroit's taxi squad; F Riley Barber , D Dan Renouf and D Luke Witkowski reassigned by Detroit
Jan. 5, 2022	F Erik Bradford signed to a PTO; F Riley Barber and D Luke Witkowski recalled to Detroit's taxi squad
Jan. 6, 2022	F Max Humitz released from PTO
Jan. 11, 2022	D Luke Witkowski reassigned by Detroit
Jan. 13, 2022	F Kyle Criscuolo recalled by Detroit
Jan. 14, 2022	F Kyle Criscuolo reassigned by Detroit
Jan. 16, 2022	F Taro Hirose , D Luke Witkowski and G Calvin Pickard recalled to Detroit's taxi squad
Jan. 17, 2022	F Taro Hirose , D Luke Witkowski , G Kaden Fulcher and G Calvin Pickard reassigned by Detroit
Jan. 20, 2022	G Calvin Pickard recalled to Detroit's taxi squad
Jan. 21, 2022	F Justin Abdelkader signed to a PTO
Jan. 22, 2022	F Gemel Smith assigned by Detroit; F Kyle Criscuolo and D Luke Witkowski recalled to Detroit's taxi squad
Jan. 23, 2022	F Kyle Criscuolo , D Luke Witkowski and G Calvin Pickard reassigned by Detroit
Jan. 24, 2022	G Kaden Fulcher recalled to Detroit's taxi squad
Jan. 25, 2022	G Kaden Fulcher reassigned by Detroit
Jan. 26, 2022	G Calvin Pickard recalled by Detroit
Jan. 27, 2022	F Justin Abdelkader and D Gordi Myer released from PTOs
Jan. 28, 2022	F Gemel Smith recalled by Detroit; D Luke Witkowski recalled to Detroit's taxi squad

2021-22 GRAND RAPIDS GRIFFINS - TRANSACTIONS

DATE	TRANSACTION
Jan. 29, 2022	F Brett McKenzie resigned to a PTO
Jan. 30, 2022	D Luke Witkowski and G Calvin Pickard reassigned by Detroit
Jan. 31, 2022	G Kaden Fulcher reassigned to Toledo (ECHL) by Detroit
Feb. 3, 2022	F Joe Veleno reassigned by Detroit; F Josh Dickinson released from PTO
Feb. 5, 2022	D Blake Hillman released from PTO
Feb. 7, 2022	F Matt Berry released from PTO
Feb. 8, 2022	F Joe Veleno recalled by Detroit; F Josh Dickinson and D Gordi Myer signed to PTOs
Feb. 11, 2022	D Dan Renouf recalled by Detroit
Feb. 12, 2022	D Dan Renouf reassigned by Detroit
Feb. 18, 2022	F Erik Bradford released from PTO; F Joe Veleno reassigned by Detroit
Feb. 19, 2022	D Gordi Myer released from PTO
Feb. 23, 2022	F Taro Hirose and F Joe Veleno recalled by Detroit; F Taro Hirose reassigned by Detroit
March 2, 2022	F Riley Barber reassigned by Detroit
March 4, 2022	F Alexis D'Aoust signed to a PTO
March 6, 2022	F Joe Veleno reassigned by Detroit
March 7, 2022	F Joe Veleno recalled by Detroit
March 11, 2022	F Jan Drozg reassigned from Wilkes-Barre/Scranton by Pittsburgh; F Taro Hirose recalled by Detroit; D Butrus Ghafari signed to a PTO
March 12, 2022	D Luke Witkowski recalled by Detroit; F Patrick Curry assigned to Toledo (ECHL) by Grand Rapids
March 14, 2022	F Patrick Curry recalled by Grand Rapids; F Hayden Verbeek assigned to Toledo (ECHL) by Grand Rapids
March 16, 2022	D Seth Barton reassigned to Toledo (ECHL) by Detroit
March 18, 2022	D Luke Witkowski reassigned by Detroit
March 21, 2022	D Luke Witkowski recalled by Detroit; F Taro Hirose and F Joe Veleno reassigned by Detroit; F Joe Veleno recalled by Detroit; D Seth Barton reassigned to Grand Rapids by Detroit
March 22, 2022	F Taro Hirose recalled by Detroit
March 24, 2022	F Chase Pearson recalled by Detroit
March 25, 2022	G Kaden Fulcher reassigned to Grand Rapids by Detroit; G Calvin Pickard recalled by Detroit
March 26, 2022	F Chase Pearson reassigned by Detroit; F Chase Pearson recalled by Detroit
March 27, 2022	F Chase Pearson reassigned by Detroit; F Brett McKenzie resigned to a PTO
March 29, 2022	G Victor Brattstrom recalled by Detroit
March 30, 2022	F Hayden Verbeek recalled by Grand Rapids; F Trenton Bliss and F Drew Worrard signed by Grand Rapids
March 31, 2022	F Alexis D'Aoust released from PTO; G Victor Brattstrom reassigned by Detroit
April 2, 2022	F Kyle Criscuolo recalled by Detroit
April 4, 2022	F Kyle Criscuolo reassigned by Detroit; F Josh Dickinson resigned to a PTO
April 5, 2022	F Samuel Dove-McFalls signed to an ATO; F Kyle Criscuolo recalled by Detroit; F Kyle Criscuolo reassigned by Detroit
April 6, 2022	F Kyle Criscuolo recalled by Detroit
April 7, 2022	F Kyle Criscuolo reassigned by Detroit
April 8, 2022	F Taro Hirose reassigned by Detroit
April 12, 2022	F Patrick Curry reassigned to Toledo (ECHL) by Grand Rapids; F Taro Hirose recalled by Detroit; F Taro Hirose reassigned by Detroit
April 16, 2022	F Chase Pearson recalled by Detroit
April 17, 2022	F Chase Pearson reassigned by Detroit; F Riley Barber recalled by Detroit
April 18, 2022	F Chase Pearson recalled by Detroit; F Brett McKenzie released from PTO
April 19, 2022	F Brett McKenzie signed to a PTO; F Riley Barber reassigned by Detroit
April 22, 2022	F Chase Pearson reassigned by Detroit; G David DeSander signed to a PTO
April 23, 2022	F Riley Barber and F Taro Hirose recalled by Detroit; F Riley Barber reassigned by Detroit; G David DeSander released from PTO
April 25, 2022	F Turner Elson released from standard player's contract and signed by Detroit for the remainder of the season; F Brett McKenzie released from PTO
April 26, 2022	F Riley Barber and F Kyle Criscuolo recalled by Detroit; F Max Humitz signed to a PTO; F Riley Barber reassigned by Detroit
April 30, 2022	F Kyle Criscuolo , F Taro Hirose and F Joe Veleno reassigned by Detroit
May 1, 2022	F Josh Dickinson , F Max Humitz and D Butrus Ghafari released from PTO; G Calvin Pickard reassigned by Detroit; G Kaden Fulcher reassigned to Toledo by Detroit; F Jan Drozg reassigned to Wilkes-Barre/Scranton by Pittsburgh

2021-22 GRAND RAPIDS GRIFFINS - SHOOTOUT STATISTICS

DATE	OPPONENT	RESULT	GRIFFINS SHOOTERS (Scorers in CAPS)	GR GOALIE	OPP. GOALIE
Oct. 24	at MB	2-3 SOL	Barber, Veleno, Hirose	Brattstrom	Holm
Jan. 15	vs. MB	1-2 SOL	CRISCUOLO, Berggren, Hirose	Pickard	Holm
Feb. 26	vs. BAK	4-3 SOW	Berggren, HIROSE, Spezia, MURPHY	Pickard	Skinner
April 6	vs. CLE	2-1 SOW	Barber,Berggren,Worrad,Shine, ELSON,Barton,Spezia,Mclsaac, McKenzie,Dove- McFalls,Yan,DICKINSON	Brattstrom	Johnson

PLAYER	GOALS	ATTEMPTS	PCT
Barber	0	2	0.0%
Barton	0	1	0.0%
Berggren	0	3	0.0%
Criscuolo	1	1	100.0%
Dickinson	1	1	100.0%
Dove-McFalls	0	1	0.0%
Elson	1	1	100.0%
Hirose	1	3	33.3%
Mclsaac	0	1	0.0%
McKenzie	0	1	0.0%
Murphy	1	1	100.0%
Shine	0	1	0.0%
Spezia	0	2	0.0%
Veleno	0	1	0.0%
Worrad	0	1	0.0%
Yan	0	1	0.0%
GRIFFINS TOTALS	5	22	22.7%
Opponent Totals	5	21	23.8%

GOALIE	SAVES	ATTEMPTS	PCT	SOW	SOL
Brattstrom	13	15	86.7%	1	1
Pickard	3	6	50.0%	1	1
GRIFFINS TOTALS	16	21	76.2%	2	2
Opponent Totals	17	22	77.3%	2	2

GRIFFINS ALL-TIME SHOOTOUTS

YEAR	SOW	SOL
2021-22	2	2
2020-21	0	1
2019-20	2	4
2018-19	6	4
2017-18	6	7
2016-17	3	5
2015-16	1	1
2014-15	2	2
2013-14	5	5
2012-13	5	4
2011-12	4	4
2010-11	5	8
2009-10	4	4
2008-09	6	6
2007-08	4	6
2006-07	8	5
2005-06	6	4
2004-05	7	2
2000-01	5	3
1999-00	10	9
1998-99	8	8
1997-98	6	13
1996-97	7	12
TOTALS	112	119

2021-22 GRAND RAPIDS GRIFFINS - PENALTY SHOTS

DATE	OPPONENT	RESULT	SHOOTER	GOALIE	PERIOD	TIME	GAME RESULT
11/5/21	at Iowa	No Goal	Mason Shaw	Calvin Pickard	2nd	11:25	6-5 OTW
2/15/22	at Texas	No Goal	Jon Martin	Adam Scheel	2nd	17:20	2-1 W

2021-22 GRAND RAPIDS GRIFFINS - THE LAST TIME...

INDIVIDUAL

Griffins player had a hat trick: Riley Barber, 4/30/22 at CLE

Opposing player had a hat trick: Rocco Grimaldi, 1/22/22 vs. MIL

Two or more Griffins had a hat trick in the same game: Never

Two or more opposing players had a hat trick in the same game: Rob Sirianni, Jonathan Matsumoto, 3/28/09 at PHI

Griffins player scored four or more goals in a game: 4, Derek King, 4/21/01 vs. CLE (playoffs, never occurred in reg. season)

Opposing player scored four or more goals in a game: 4, Tim Stapleton, 2/8/09 at TOR

Griffins player had three or more assists in a game: 3, Jonatan Berggren, 4/9/22 at TOR

Opposing player had three or more assists in a game: 3, Josh Leivo, 4/22/22 vs. CHI

Griffins player recorded five or more points in a game: 5 (2-3--5), Chris Terry, 3/6/19 vs. TEX

Opposing player recorded five or more points in a game: 5 (3-2--5), Andrew Poturalski, 5 (1-4--5), C.J. Smith, 10/31/21 vs. CHI

Griffins player scored on a penalty shot: Anthony Mantha, 2/17/16 vs. MIL

Opposing player scored on a penalty shot: Mitchell Fossier, 4/28/21 vs. RFD

Griffins player attempted a penalty shot: Jon Martin, 2/15/22 at TEX, no goal

Opposing player attempted a penalty shot: Mason Shaw, 11/5/21 at IA, no goal

TEAM

Griffins recorded a shutout: 3/5/22 vs. IA, 3-0 W (Brattstrom)

Griffins were shut out: 3/4/22 vs. IA, 0-4 L (McIntyre)

Griffins recorded a shutout in consecutive games: 2, 2/15/18 at MB, 2/17/18 at MB

Griffins were shut out in consecutive games: 2, 1/23/16 vs. RCH, 1/27/16 vs. TOR

Griffins won in overtime: 3/26/22 at BAK, 4-3 OTW

Griffins lost in overtime: 3/26/22 at ONT, 3-4 OTL

Griffins won in a shootout: 4/6/22 vs. CLE, 2-1 SOW

Griffins lost in a shootout: 1/15/22 vs. MB, 1-2 SOL

Griffins scored seven or more goals: 7, 4/9/22 at TOR, 7-5 W

Opponent scored seven or more goals: 7, 3/25/22 at BAK, 3-7 L

Griffins scored 10 or more goals: 11, 1/19/13 at RFD, 11-6 W

Opponent scored 10 or more goals: 10, 2/8/09 at TOR, 5-10 L

Griffins won after trailing in the third period: 3/26/22 at BAK (trailed 3-2, 4-3 OTW)

Griffins lost after leading in the third period: 3/6/22 at MIL (led 2-1, 3-2 L)

2021-22 GRAND RAPIDS GRIFFINS - SITUATIONAL STATISTICS

GRIFFINS' RECORD WHEN:

	<u>W</u>	<u>L</u>	<u>OTL</u>	<u>SOL</u>
Scoring first goal:	20	8	2	1
Allowing first goal:	13	27	4	1
Leading after one period:	16	4	0	0
Trailing after one period:	10	20	2	1
Tied after one period:	7	11	4	1
Leading after two periods:	22	3	2	0
Trailing after two periods:	4	28	4	1
Tied after two periods:	7	4	0	1
Overtime	8	0	6	0
Shootout	2	0	0	2
Game decided by one goal:	13	7	6	2
Game decided by two goals:	9	9	0	0
Game decided by three goals:	7	9	0	0
Game decided by four goals:	1	8	0	0
Game decided by five or more goals:	3	2	0	0
Scoring zero goals:	0	7	0	0
Scoring one goal:	0	9	3	1
Scoring two goals:	6	13	0	1
Scoring three goals:	4	6	3	0
Scoring four goals:	7	0	0	0
Scoring five goals:	9	0	0	0
Scoring six or more goals:	7	0	0	0
Allowing zero goals:	2	0	0	0
Allowing one goal:	11	2	0	0
Allowing two goals:	8	2	3	1
Allowing three goals:	7	7	0	1
Allowing four goals:	3	10	3	0
Allowing five goals:	2	6	0	0
Allowing six or more goals:	0	8	0	0
Scoring a PPG:	20	12	2	2
Scoring a SHG:	4	2	0	0
Allowing a PPG:	15	22	3	1
Allowing a SHG:	5	5	1	0
Outshooting opponent:	13	8	1	1
Outshot by opponent:	18	25	5	1
Shots are even:	2	2	0	0
Recording 10-19 shots:	1	5	0	0
Recording 20-29 shots:	18	18	4	2
Recording 30-39 shots:	14	9	2	0
Recording 40-49 shots:	0	3	0	0
Recording 50+ shots:	0	0	0	0
Allowing 10-19 shots:	1	0	0	0
Allowing 20-29 shots:	13	9	2	1
Allowing 30-39 shots:	19	22	3	1
Allowing 40-49 shots:	0	4	1	0
Allowing 50+ shots:	0	0	0	0

HOME/ROAD:

	<u>GP</u>	<u>W</u>	<u>L</u>	<u>OTL</u>	<u>SOL</u>	<u>PTS</u>	<u>GF</u>	<u>GA</u>
Home Record	38	17	16	4	1	39	105	104
Road Record	38	16	19	2	1	35	104	136
Overall Record	76	33	35	6	2	74	209	240

RECORD BY MONTH:

	<u>GP</u>	<u>W</u>	<u>L</u>	<u>OTL</u>	<u>SOL</u>	<u>PTS</u>	<u>GF</u>	<u>GA</u>
October	7	2	4	0	1	5	18	22
November	10	5	3	2	0	12	31	33
December	7	3	3	1	0	7	21	20
January	13	5	5	2	1	13	30	37
February	12	7	5	0	0	14	34	35
March	13	5	7	1	0	11	35	46
April	14	6	8	0	0	12	40	47

RECORD BY DIVISION:

	<u>GP</u>	<u>W</u>	<u>L</u>	<u>OTL</u>	<u>SOL</u>	<u>PTS</u>	<u>GF</u>	<u>GA</u>
Central	56	22	29	3	2	49	143	177
Pacific	8	3	4	1	0	7	23	33
North	12	8	2	2	0	18	43	30

RECORD BY OPPONENT:

	<u>GP</u>	<u>W</u>	<u>L</u>	<u>OTL</u>	<u>SOL</u>	<u>PTS</u>	<u>GF</u>	<u>GA</u>
Bakersfield	4	2	2	0	0	4	11	15
Chicago	12	1	10	1	0	3	20	48
Cleveland	8	7	0	1	0	15	29	13
Iowa	8	5	3	0	0	10	22	25
Manitoba	8	2	4	0	2	6	14	21
Milwaukee	12	5	6	1	0	11	35	38
Ontario	4	1	2	1	0	3	12	18
Rockford	8	6	2	0	0	12	31	20
Texas	8	3	4	1	0	7	21	26
Toronto	4	1	2	1	0	3	14	17

GOALS:

	<u>1ST</u>	<u>2ND</u>	<u>3RD</u>	<u>OT</u>	<u>SO</u>	<u>TOT</u>	<u>AVG</u>
GRIFFINS	65	66	68	8	2	209	2.75
Opponents	74	76	82	6	2	240	3.16

SHOTS:

	<u>1ST</u>	<u>2ND</u>	<u>3RD</u>	<u>OT</u>	<u>SO</u>	<u>TOT</u>	<u>AVG</u>
GRIFFINS	722	734	645	25	22	2148	28.3
Opponents	813	795	746	36	21	2411	31.7

GRIFFINS POWER PLAY:

	<u>GOALS</u>	<u>ATT</u>	<u>PCT</u>
Home	19	135	14.07%
Road	28	146	19.18%
Overall	47	281	16.73%

GRIFFINS PENALTY KILL:

	<u>KILLS</u>	<u>ATT</u>	<u>PCT</u>
Home	95	122	77.87%
Road	95	130	73.08%
Overall	190	252	75.40%

2021-22 GRAND RAPIDS GRIFFINS ROSTER - 4/30/2022

#	FORWARDS (18)	POS	S	HGT	WGT	BIRTHPLACE	BIRTHDATE	2020-21 CLUB(S)	GP	G	A	PTS	PIM
5	Samuel Dove-McFalls=	C	L	6-2	207	Montreal, Quebec	4/10/97	Univ. of New Brunswick (USports)	--	--	--	--	--
11	Riley Barber* v	RW	R	6-0	205	Pittsburgh, Pa.	2/7/94	GRIFFINS	32	20	14	34	22
14	Jan Drozg &	RW	R	6-2	175	Maribor, Slovenia	4/1/99	HK Olimpija Ljubljana (Alps HL) HK Olimpija Ljubljana (Slovenia)	10	7	10	17	14
17	Taro Hirose*	LW	L	5-10	170	Calgary, Alberta	6/30/96	Wilkes-Barre/Scranton (AHL) GRIFFINS	6	9	2	11	37
21	Dennis Yan+	LW	L	6-2	192	Portland, Ore.	4/14/97	Detroit (NHL)	29	5	23	28	4
22	Chase Pearson*	C	L	6-3	203	Alpharetta, Ga.	8/23/97	Black Wings (ICEHL)	6	0	2	2	0
23	Max Humitz -	LW	L	5-9	175	Livonia, Mich.	7/8/95	GRIFFINS	13	4	1	5	8
26	Drew Worrada+	C	R	6-2	186	Denfield, Ontario	6/30/97	GRIFFINS	28	8	14	22	4
32	Tyler Spezia+	C	L	5-10	175	Clinton Township, Mich.	6/7/93	Western Michigan Univ. (NCHC)	8	3	2	5	2
38	Hayden Verbeek+	LW	L	5-10	183	Kingston, Ontario	10/17/97	GRIFFINS	25	5	18	23	8
47	Trenton Bliss+	LW	L	6-1	195	Dallas, Texas	3/16/98	GRIFFINS	26	5	3	8	11
48	Jonathan Berggren*	LW	L	5-11	195	Uppsala, Sweden	7/16/00	HC Banska Bystrica (Slovakia)	8	0	2	2	2
51	Kyle Criscuolo* (A)	C	R	5-9	180	Southampton, N.J.	5/5/92	Laval (AHL)	4	2	0	2	2
55	Josh Dickinson -	C	L	6-2	190	Georgetown, Ontario	11/17/97	Michigan Tech Univ. (CCHA)	7	1	2	3	0
65	Dominik Shine+	RW	R	5-11	180	Detroit, Mich.	4/18/93	GRIFFINS	29	12	13	25	27
71	Jon Martin+	RW	R	6-2	215	Winnipeg, Manitoba	8/23/95	Skelleftea AIK (SHL)	49	12	33	45	18
79	Kirill Tyutyayev+	LW	L	5-10	177	Yekaterinburg, Russia	8/8/00	GRIFFINS	29	11	8	19	16
90	Joe Veleno*	C	L	6-2	200	Kirkland, Quebec	1/13/00	Colorado (AHL)	7	0	2	2	6
								Utah (ECHL)	8	1	2	3	2
								Indy (ECHL)	14	1	7	8	4
								GRIFFINS	29	2	4	4	39
								Lausitzer Fuchse (DEL2)	37	11	13	24	84
								Yunost Minsk (Belarus)	43	11	21	32	12
								Malmo (SHL)	46	11	9	20	20
								Detroit (NHL)	5	1	0	1	4
								GRIFFINS	4	1	2	3	4

#	DEFENSEMEN (8)	POS	S	HGT	WGT	BIRTHPLACE	BIRTHDATE	2020-21 CLUB(S)	GP	G	A	PTS	PIM
3	Jared McIsaac*	D	L	6-1	192	Truro, Nova Scotia	3/27/00	GRIFFINS	10	0	2	2	2
6	Ryan Murphy* v	D	R	5-11	180	Markham, Ontario	3/31/93	HPK (Liiga)	1	0	0	0	0
16	Butrus Ghafari -	D	L	5-10	194	West Bloomfield, Mich.	7/4/96	Henderson (AHL)	37	5	22	27	32
18	Brian Lashoff* v (C)	D	L	6-3	215	Albany, N.Y.	7/16/90	Dinamo Minsk (KHL)	12	2	6	8	6
20	Dan Renouf* v	D	L	6-3	205	Pickering, Ontario	6/1/94	Rapid City (ECHL)	58	1	9	10	72
27	Seth Barton*	D	R	6-2	185	Kelowna, British Columbia	8/18/99	GRIFFINS	13	1	2	3	6
37	Donovan Sebrango*	D	L	6-2	195	Kingston, Ontario	1/12/02	Colorado (NHL)	18	0	3	3	16
40	Wyatt Newpower*	D	R	6-3	207	Hugo, Minn.	12/9/97	Colorado (AHL)	5	1	2	3	4
								Umass-Lowell (NCAA)	20	2	9	11	4
								GRIFFINS	4	0	1	1	2
								GRIFFINS	31	0	4	4	18
								HK Levice (Slovakia2)	5	1	2	3	50
								Cleveland (AHL)	24	3	7	10	14
#	GOALIES (2)	POS	C	HGT	WGT	BIRTHPLACE	BIRTHDATE	2020-21 CLUB(S)	GP	GAA	SV% RECORD	SO	
1	Victor Brattstrom*	G	L	6-4	202	Goteborg, Sweden	3/22/97	KooKoo (Liiga)	38	2.20	0.903 18-12-7	1	
36	Kaden Fulcher*	G	L	6-3	201	Brigden, Ontario	9/23/98	GRIFFINS	7	2.84	0.905 2-2-3	1	

GENERAL MANAGER: Shawn Horcoff
 HEAD COACH: Ben Simon
 ASSISTANT COACH: Matt Macdonald
 ASSISTANT COACH: Todd Krygier
 ASSISTANT COACH: Mike Knuble
 GOALTENDING DEVELOPMENT COACH: Brian Mahoney-Wilson
 VIDEO COACH: Justin DeMartino
 ATHLETIC TRAINER: Josh Chapman
 ASST. ATHLETIC TRAINER: Anthony Polazzo
 EQUIPMENT MANAGER: Brad Thompson
 ASST. EQUIPMENT MANAGER: Charlie Kaser
 STRENGTH & CONDITIONING COORDINATOR: Marcus Kinney

* Detroit Red Wings Contract
 + Griffins Contract
 & Pittsburgh Penguins Contract
 v Veteran (260+ games in NHL/AHL/Europe)
 - PTO

= ATO



2021-22 GRAND RAPIDS GRIFFINS - PRONUNCIATION GUIDE



1	Victor Brattstrom	G	
3	Jared McIsaac	D	muh-KIGH-zihk
5	Samuel Dove-McFalls	C	duhv-mihk-FALLS
6	Ryan Murphy	D	
11	Riley Barber	RW	
14	Jan Drozg	RW	YAHN DROHZG
16	Butrus Ghafari	D	BOO-trus guh-FAHR-ee
17	Taro Hirose	LW	TAR-oh hih-ROH-see
18	Brian Lashoff (C)	D	LASH-awf
20	Dan Renouf	D	re-NUFF
21	Dennis Yan	LW	yahn
22	Chase Pearson	C	
23	Max Humitz	LW	HEW-mits
26	Drew Worrada	C	WOR-ad
27	Seth Barton	D	
32	Tyler Spezia	C	SPEE-zhuh
36	Kaden Fulcher	G	
37	Donovan Sebrango	D	sah-BRANG-go
38	Hayden Verbeek	C	
40	Wyatt Newpower	D	
47	Trenton Bliss	LW	
48	Jonatan Berggren	RW	YAH-nah-thehn BER-grehn
51	Kyle Criscuolo (A)	C	krihs-KOHL-oh
55	Josh Dickinson	C	
65	Dominik Shine (A)	RW	
71	Jon Martin	RW	
79	Kirill Tyutyayev	LW	kih-REEL too-TIE-yehv
90	Joe Veleno	C	veh-LEH-noh

HEAD COACH:

Ben Simon

ASSISTANT COACH:

Matt Macdonald

ASSISTANT COACH:

Todd Krygier KREE-ger

ASSISTANT COACH:

Mike Knuble kuh-NOO-buhl

GOALTENDING DEV. COACH:

Brian Mahoney-Wilson

VIDEO COACH:

Justin DeMartino

ATHLETIC TRAINER:

Josh Chapman

ASST. ATHLETIC TRAINER:

Anthony Polazzo

EQUIPMENT MANAGER:

Brad Thompson

ASST. EQUIPMENT MANAGER:

Charlie Kaser

STRENGTH & CONDITIONING COORD.:

Marcus Kinney

**BEN SIMON
HEAD COACH**

Ben Simon, who was named by the Detroit Red Wings as the 11th head coach in Griffins franchise history on June 5, 2018, begins his seventh season with Grand Rapids and his fourth as head coach. He served the first three seasons as an assistant under Todd Nelson, now an assistant coach with the NHL's Dallas Stars.

The 43-year-old Simon guided the Griffins to a 29-27-3-4 record in 2019-20, putting the team in position for what would have been an eighth straight postseason berth before the final 13 games and playoffs were canceled due to the COVID-19 pandemic. His club achieved that franchise-record seventh consecutive playoff appearance during the 2018-19 season by posting a 38-27-7-4 mark (0.572), and he played an integral role in helping the club win its second Calder Cup in 2017. During Simon's first six seasons as a coach in Grand Rapids, the Griffins compiled cumulative records of 216-144-17-22 (0.590) in the regular season and 24-14 (0.632) in the Calder Cup Playoffs.

Appearing in 21 games and scoring nine points (4-5—9) with the Griffins in 2006-07 as part of an 11-year professional playing career, Simon is the third former Griffins in six seasons as an AHL assistant coach, Simon showed a 250-168-17-21 (0.590) regular season record between Rockford (2011-13), Toronto (2014-15) and Grand Rapids. He aided in his respective teams qualifying for the Calder Cup Playoffs in four campaigns and tallied a 24-14 (0.632) postseason ledger.

Prior to joining the Griffins, Simon was as an assistant coach and helped the Toronto Marlies reach the postseason in 2014-15 by placing second in the North Division with a 40-27-9-0 (0.586) regular season mark.

In his first stint as a professional head coach in North America in 2013-14, Simon became the second head coach in ECHL history to reach the Kelly Cup Finals in his initial season, as he guided the Cincinnati Cyclones to a 41-23-4-4 (0.625) regular season record – the fifth-best mark in the Eastern Conference – before falling in six games to the Alaska Aces.

Simon spent two seasons (2011-13) as an assistant with the Rockford IceHogs and totaled a 77-63-4-8 (0.532) record, which included a seven-win improvement in the second year.

Simon began his coaching career as a player/head coach of the Elite Ice Hockey League's Sheffield Steelers in 2010-11. Competing in the United Kingdom's top league, he led Sheffield to a 43-10-0-1 record (0.806) and helped the club capture the regular season championship. A fifth-round draft selection by the Chicago Blackhawks in the 1997 NHL Entry Draft, Simon logged 81 career games in the NHL between Atlanta (2001-04) and Columbus (2005-06) and tallied four points (3-1—4). In total, Simon appeared in 762 regular season pro games from 2000-11 – which included 481 AHL contests – and recorded 297 points (119-178—297) and 771 penalty minutes from his forward position. In 84 postseason appearances, he added 28 points (14-14—28) and 131 PIM. Simon claimed consecutive league championships, as he helped the Orlando Solar Bears win the IHL's Turner Cup in 2001 before hoisting the Calder Cup with the Chicago Wolves in 2002.

Including a second trip to the Calder Cup Finals with Chicago in 2005, Simon has advanced to a professional league championship series a combined five times as a player or coach and won three titles.

Prior to his pro career, Simon played four seasons at Notre Dame (1996-2000), where he posted 130 points (44-86—130) in 144 games. He served as captain his senior season and was later named to Notre Dame's All-Decade First Team for 1990-2000.

A native of Shaker Heights, Ohio, Simon represented Team USA at both the 1997 and 1998 World Junior Championships, earning a silver medal in 1997.

SIMON'S COACHING RECORD													
Season	Team	League	Position	Regular Season					Playoffs				
				GP	W	L	OTL	SOL	PCT	GP	W	L	PCT
2010-11	Sheffield	EIHL	Head Coach	54	43	10	0	1	0.806	3	1	2	0.333
2011-12	Rockford	AHL	Asst. Coach	76	35	32	2	7	0.520	--	--	--	--
2012-13	Rockford	AHL	Asst. Coach	76	42	31	2	1	0.572	--	--	--	--
2013-14	Cincinnati	ECHL	Head Coach	72	41	23	4	4	0.625	24	14	10	0.583
2014-15	Toronto	AHL	Asst. Coach	76	40	27	9	0	0.586	5	2	3	0.400
2015-16	Grand Rapids	AHL	Asst. Coach	76	44	30	1	1	0.592	9	5	4	0.556
2016-17*	Grand Rapids	AHL	Asst. Coach	76	47	23	1	5	0.658	19	15	4	0.789
2017-18	Grand Rapids	AHL	Asst. Coach	76	42	25	2	7	0.612	5	2	3	0.400
2018-19	Grand Rapids	AHL	Head Coach	76	38	27	7	4	0.572	5	2	3	0.400
2019-20+	Grand Rapids	AHL	Head Coach	63	29	27	3	4	0.516	0	0	0	0.000
2020-21++	Grand Rapids	AHL	Head Coach	32	16	12	3	1	0.563	0	0	0	0.000
2021-22	Grand Rapids	AHL	Head Coach	76	33	35	6	2	0.487	--	--	--	--
	Detroit	NHL	Head Coach	1	1	0	0	0	1.000	--	--	--	--
NHL HEAD COACHING TOTALS				1	1	0	0	0	1.000	--	--	--	--
GRIFFINS/AHL HEAD COACHING TOTALS				247	116	101	19	11	0.530	5	2	3	0.400
PRO HEAD COACHING TOTALS				374	201	134	23	16	0.590	32	17	15	0.531

* Won Calder Cup

+ The final 13 games plus playoffs were canceled due to the COVID-19 pandemic.

++ A delayed, shortened and no-playoffs season was held due to the COVID-19 pandemic.

MATT MACDONALD
ASSISTANT COACH

Matt Macdonald begins his fourth season as an assistant coach for the Griffins. He helped guide Grand Rapids to its franchise-record seventh consecutive playoff appearance during the 2018-19 season behind a 38-27-7-4 record (0.572), then helped move the Griffins into position to extend that streak in 2019-20 before the final 13 games and playoffs were canceled due to the COVID-19 pandemic.

Macdonald, 38, spent the previous six seasons behind the bench for the ECHL's Cincinnati Cyclones, including the last four as head coach and director of hockey operations. He guided the Cyclones to a winning record during each of his four campaigns (2014-18) as the club's head coach, totaling a 142-116-16-14 record (0.545) and two Kelly Cup Playoff appearances.

In 2017-18, Macdonald helped the Cyclones post a 39-30-3-0 regular season mark (0.563) – due in part to a power play that placed second on the circuit at 20.1% – before falling in five games to Fort Wayne in the postseason's opening round. Macdonald mentored three Cyclones – defenseman Eric Knodel and forwards Justin Danforth and Jesse Schultz – to spots on the All-ECHL Second Team, while also seeing Danforth named to the All-Rookie Team.

During Macdonald's two seasons as an assistant with the Cyclones from 2012-14, Cincinnati posted a combined 83-45-9-7 record (0.632) and advanced to the playoffs both years. In 2013-14, he served under current Griffins head coach Ben Simon as the Cyclones advanced to the Kelly Cup Finals.

Prior to his coaching career, Macdonald played seven professional seasons as a defenseman from 2005-12. Appearing in 385 career games between the CHL (2005-06), ECHL (2006-09), AHL (2007-09), Italy (2009-10; 2011-12) and Denmark (2010-11), Macdonald combined for 133 points (30-103—133) and 601 penalty minutes. He won the Kelly Cup with Cincinnati in 2008.

A native of Niagara Falls, Ontario, Macdonald played college hockey at St. Lawrence University, where he tallied 30 points (14-16—30) and 131 PIM in 118 contests from 2001-05.

Macdonald and his wife, Erin, have two children, Hazel and Max.

TODD KRYGIER
ASSISTANT COACH

Todd Krygier was named an assistant coach for the Griffins on June 17, 2019. He begins his third season behind the team's bench, having overseen a 2019-20 power play unit that ranked sixth in the AHL (20.9%) and powered the club to a third-place finish in the Central Division. Krygier improved on that performance in the shortened 2020-21 season with a power play conversion rate of 21.5%, which was good for fifth in the AHL.

Krygier, 55, spent the previous three seasons as an assistant coach for Western Michigan University (NCHC), helping the Broncos total a 58-47-8 record (0.549), finish in the top four of the conference standings twice, and advance to the NCAA Tournament for the sixth time in program history in 2017. During the 2018-19 campaign, WMU posted a 21-15-1 record overall, tied for fourth in the NCAA with a 3.47 goals per game average - which ranked as one of the highest in team history - and boasted its third consecutive year with a power play operating above 18 percent. The Broncos' 129 total goals in 2018-19 were the third most in team history since the 2000-01 season while the 133 tallies in 2016-17 were second most.

Prior to joining the college ranks, Krygier served as head coach of the United States Hockey League's Muskegon Lumberjacks from 2013-16. He amassed a 92-72-8-8 record (0.556), including a winning mark during each of his three seasons, and guided Muskegon to the 2015 Clark Cup Finals before falling in three games to Sioux Falls. Between the 2014, 2015 and 2016 NHL Entry Drafts combined, seven Lumberjacks were selected.

Born in Chicago Heights, Ill., Krygier spent seven seasons (2006-13) as head coach at Novi (Mich.) High School. He tallied a 102-51-15 mark (0.652) and was named MHSCHA Division I Coach of the Year in 2011 after leading Novi to the school's first hockey state championship.

A forward, Krygier was selected in the 1988 NHL Supplemental Draft by the Hartford Whalers and skated 12 years professionally from 1987-2000. He logged 543 NHL contests between Hartford (1989-91), the Washington Capitals (1991-94; 95-98) and Anaheim Mighty Ducks (1994-96), racking up 243 points (100-143—243) and 533 penalty minutes. He showed 17 points (10-7—17) in 48 Stanley Cup Playoff games and was a member of the Capitals' first-ever team to advance to the Stanley Cup Final in 1998 before being swept by the Detroit Red Wings. Krygier accumulated 81 points (30-51—81) in 107 AHL games between the New Haven Nighthawks (1987-88), Binghamton Whalers (1988-90) and Portland Pirates (1997-98), and 79 points (26-53—79) in 93 appearances with the International Hockey League's Orlando Solar Bears from 1998-2000.

Krygier played college hockey at the University of Connecticut from 1984-88 and holds a business administration degree with a focus on finance.

Krygier and his wife, Kim, have three sons, Brock, Cole and Christian, and two daughters, Natalie and Grace. Twins Cole and Christian are junior defensemen on Michigan State's hockey team.

MIKE KNUBLE
ASSISTANT COACH

A 1997-98 Stanley Cup champion with the Detroit Red Wings and veteran of 1,068 NHL games, Mike Knuble earned his first Calder Cup in 2017 as a member of the Griffins' coaching staff. He returns for his ninth season as an assistant coach, having helped guide the team to the playoffs in each of his first six years before finishing third in the Central Division during the COVID-shortened 2019-20 and 2020-21 seasons.

Knuble, a native of Kentwood, Mich., logged 16 NHL seasons after being drafted by Detroit in the fourth round (76th overall) of the 1991 NHL Entry Draft. The 47-year-old made his NHL debut with the Red Wings in 1996-97 and capped off three seasons in the organization by helping the team win its second straight Cup in 1998, before playing for the New York Rangers (1998-00), Boston Bruins (1999-04), Philadelphia Flyers (2005-09; 2012-13) and Washington Capitals (2009-12).

Born in Toronto, Knuble led the East Kentwood High School Falcons to a Michigan state championship in 1990 and eventually played four seasons at the University of Michigan (1991-95). He even logged one game with the Griffins on Jan. 23, 2013, becoming just the second Greater Grand Rapids native to play for the team.

A 2014 inductee of the Grand Rapids Sports Hall of Fame and a member of the Griffins Youth Foundation's board of directors, Knuble resides in East Grand Rapids with his wife Megan and youngest son Cole. Their daughter Anna attends Michigan State University and their son Cam is a sophomore forward at Western Michigan University. Their youngest son Cole plays in the USHL with the Fargo Force.

BRIAN MAHONEY-WILSON
GOALTENDING DEVELOPMENT COACH

Brian Mahoney-Wilson begins his sixth season as the Detroit Red Wings' goaltending development coach, working with the Griffins, the ECHL's Toledo Walleye and other Detroit prospects.

In 2016-17, Mahoney-Wilson mentored a Grand Rapids goaltending unit that backstopped a 100-point season before authoring a 15-4 record during the playoffs, resulting in the franchise's second Calder Cup championship.

Before joining the pro ranks, the 35-year-old spent the 2015-16 season as an assistant coach at Notre Dame and helped the Fighting Irish reach the NCAA Tournament with a 19-11-7 record. Working with the special teams and goaltenders, he saw Irish netminders post a 2.28 goals against average and a 0.925 save percentage, both fourth-best in Hockey East.

In 2014-15, Mahoney-Wilson served as an assistant/goaltending coach with the United States Military Academy (AHA). The West Roxbury, Mass., native also has coaching experience with the South Shore Kings (USPHL) in 2013-14 as well as several goaltending programs in Massachusetts, including Stop It Goaltending, Massachusetts Crease and Lovell's Hockey Schools.

San Jose's ninth choice (288th overall) in the 2004 NHL Entry Draft, Mahoney-Wilson appeared in 66 combined games during his junior career from 2004-07 with Walpole (EJHL), Lincoln (USHL), Newmarket (OPJHL) and Georgetown (OPJHL).

Mahoney-Wilson played four seasons (2007-11) at Lake Superior State (CCHA) and compiled a 27-41-15 record, a 2.95 goals against average and a 0.906 save percentage. Following his collegiate career, Mahoney-Wilson played one season as a professional in the Central Hockey League. In 28 games between Allen, Missouri and Bloomington, he totaled a 10-11-1 record, a 3.35 GAA and a 0.895 save percentage.

Mahoney-Wilson has family ties to the Red Wings organization. His father, Randy Wilson, was drafted by Detroit in round seven, 109th overall, in the 1977 NHL Amateur Draft. His grandfather, Larry Wilson, won the 1950 Stanley Cup with Detroit while appearing in 16 career games across two stints with the team (1949-50, 1952-53) and coached the Red Wings for 36 games during the 1976-77 season. His great uncle, Johnny Wilson, coached the Red Wings for two seasons (1971-73) and played in 379 games with the team (1949-55, 57-59), winning four Stanley Cups (1950, 1952, 1954, 1955). Finally his uncle, Ron Wilson, was an NHL head coach with Anaheim (1993-97), Washington (1997-01), San Jose (2002-08) and Toronto (2008-12). Ron Wilson was also the head coach of two USA Olympic teams in 1998 and 2010.

Brian and his wife, Keri, celebrated their wedding in the summer of 2017, shortly after the Griffins' championship campaign concluded. They have two children, Teagan and Chase. Brian and his wife, Keri, celebrated their wedding in the summer of 2017, shortly after the Griffins' championship campaign concluded. They have two children, Teagan and Chase.

JUSTIN DEMARTINO
VIDEO COACH


Justin DeMartino will embark on his inaugural season with the Griffins after being named the video coach for the 2021 season by the Detroit Red Wings.

A native of Macomb, Mich., DeMartino most recently served as the assistant coach and video coordinator for the Youngstown Phantoms of the United States Hockey League during the 2020-21 campaign.

Prior to joining the Phantoms, DeMartino spent three years primarily as the associate head coach with the Topeka Pilots of the North American Hockey League. He was the team's interim head coach for most of 2017-18 and added director of scouting duties in 2019-20.

DeMartino also has experience in the college ranks with Ferris State University, where he served as an assistant coach and video coordinator during the 2016-17 season.

DeMartino graduated from Ferris State in 2014 with a bachelor's degree in communications with a focus on sports communications. During his four-year playing career as a Bulldog, DeMartino racked up 12 goals, 25 assists and 37 points. The right winger helped the Bulldogs capture the Central Collegiate Hockey Association's regular-season championship in 2011-12.



#1 VICTOR BRATTSTROM

Goaltender

Height: 6'4"

Weight: 202

Catches: Left

Born: 3/22/97 in Goteborg, Sweden

Drafted: Detroit's 9th choice, 160th overall, in 2018 NHL Entry Draft

Originally Acquired: Assigned by Detroit, 10/7/21

SEASON HIGHS


Saves, Game: 36, Twice (MR:3/18/22 GR vs. TEX)

Saves, Period: 16, Three times (MR:4/15/22 GR vs. IA, 3rd)

2021-22 Notes: First season as a Griffin...Fifth year pro...Assigned by Detroit, 10/7/21...Made his Griffins/AHL debut on Oct. 16 at Milwaukee...Reassigned to Toledo (ECHL) by Detroit, 11/16/21...Posted a 2-1-0 record in three games with Toledo, registering a 4.25 goals against average and a 0.829 save percentage...Reassigned by Detroit, 12/6/21...Reassigned to Toledo (ECHL) by Detroit, 12/18/21...Reassigned by Detroit, 12/20/21...Recalled to Detroit's taxi squad, 12/26/21...Reassigned by Detroit, 12/29/21...Earned his first win in the AHL on Dec. 31 against Milwaukee...Appeared in consecutive games (Jan. 26-28) for the first time this season...Notched a season-best 36 saves at Chicago on Jan. 28...Picked up his first road win in the AHL on Feb. 20 at Rockford, recording 31 saves in a 5-2 victory...Collected first-ever AHL shutout on March 5 against Iowa, stopping 35 shots...Tied his season-high for saves with 36 on March 18 against Texas...Recorded his first AHL assist on March 26 at Bakersfield...Recalled by Detroit, 3/29/22...Reassigned by Detroit, 3/31/22...Stopped 35 shots not including 11 in a 12-round shootout during a 2-1 win over Cleveland on April 6...Appeared in his 10th straight game on April 10 at Toronto...Skated in his 150th pro game on April 10 in Toronto...Appeared in his 30th game of the season on April 20 at Rockford, which is the fifth-most ever for a Griffins rookie goaltender.

Career Notes: Made professional debut in Sweden's second-highest professional league with the Allsvenskan's Timra IK in 2017-18, recording a 1.93 GAA and a .919 SV% in 15 outings...Helped guide Timra to a promotion to the SHL by winning the Allsvenskan league in 2017-18...Paced the J20 SuperElit league with a .943 save percentage in 2016-17...Won a J18 bronze medal with Frolunda and led the south division with a .930 SV% in 2013-14.

Season	Team	League	Regular Season						Playoffs				
			GP	W	L	OT	GAA	SO	GP	W	L	GAA	SO
2012-13	Frolunda HC U16	U16 Elit	22	13	3	0	2.25	2	--	--	--	--	--
	Frolunda HC U16	U16 SM	6	3	3	0	2.70	0	--	--	--	--	--
2013-14	Frolunda HC J18	J18 Elit	10	8	2	0	1.81	2	--	--	--	--	--
	Frolunda HC J18	J18 Allsvenskan	10	7	3	0	2.29	2	3	2	1	3.19	0
2014-15	Frolunda HC J18	J18 Elit	15	10	5	0	2.46	0	--	--	--	--	--
	Frolunda HC J18	J18 Allsvenskan	5	4	1	0	1.81	1	4	2	2	3.22	1
2015-16	Frolunda HC J20	J20 SuperElit	27	18	9	0	2.26	4	3	2	0	2.93	0
	Trollhattans HC	Division 2	3	--	--	--	3.43	--	--	--	--	--	--
2016-17	Timra IK J20	J20 SuperElit	31	18	11	0	2.29	2	4	2	2	2.03	1
2017-18	Timra IK J20	J20 SuperElit	2	0	2	0	2.40	0	--	--	--	--	--
	Timra IK	HockeyAllsvenskan	15	10	5	0	1.93	3	--	--	--	--	--
2018-19	Timra IK	SHL	23	5	14	0	2.81	0	1	0	1	2.10	0
2019-20	Timra IK	HockeyAllsvenskan	45	33	12	0	2.13	3	1	1	0	3	0
2020-21	KooKoo	Liiga	38	18	12	7	2.20	1	1	0	1	4	0
2021-22	Grand Rapids	AHL	32	11	16	3	3.32	1	--	--	--	--	--
	Toledo	ECHL	3	2	1	0	4.25	0	--	--	--	--	--
	Detroit	NHL	0	0	0	0	0.00	0	--	--	--	--	--
NHL TOTALS			0	0	0	0	0.00	0	--	--	--	--	--
AHL/GRIFFINS TOTALS			32	11	16	3	3.32	1	--	--	--	--	--
PRO TOTALS			156	79	60	10	2.50	8	3	1	2	3.03	0



#36 KADEN FULCHER

Goaltender

Height: 6'3"

Weight: 201

Catches: Left

Born: 9/23/98 in Brigden, Ontario

Drafted: Undrafted

Originally Acquired: Signed to a three-year entry-level contract by Detroit, 10/3/17

SEASON HIGHS

Saves, Game: 30, 4/22/22 GR vs. CHI
Saves, Period: 13, 4/42/22 GR at CHI, 1st

2021-22 Notes: Second season as a Griffin...Fourth year pro...Reassigned to Grand Rapids by Detroit, 11/16/21...Reassigned to Toledo (ECHL) by Detroit, 12/6/21...Reassigned to Grand Rapids by Detroit, 12/14/21...Recalled to Detroit's taxi squad, 1/2/22...Reassigned to Toledo by Detroit, 1/2/22...Recalled to Detroit's taxi squad, 1/5/22...Reassigned by Detroit, 1/16/22...Recalled to Detroit's taxi squad, 1/24/22...Reassigned by Detroit, 1/25/22...Made his AHL season debut on Jan. 29 at Milwaukee, which marked his first game since Dec. 11...Reassigned to Toledo by Detroit, 1/31/22...Reassigned to Grand Rapids by Detroit, 3/25/22...Collected his first win of the season in his second appearance with the Griffins on April 9 at Toronto...Made a season-high 30 saves on April 22 against Chicago...Reassigned to Toledo by Detroit, 5/1/22.

Career Notes: Made his AHL debut on April 17, 2021 against Chicago...Collected his first AHL win on April 21, 2021 against Cleveland and earned his opening AHL shutout on March 11, 2021 at Cleveland...Skated in his first NHL game with Detroit on April 6, 2019 against Buffalo...Spent three seasons in the OHL with Sarnia and Hamilton, registering a 57-44-13 record and a 3.19 goals against average...Named the CHL Memorial Cup most outstanding goaltender in 2017-18...Captured an OHL championship with Hamilton in 2018, posting a 16-5 ledger in the playoffs with a 2.70 goals against average.

Season	Team	League	Regular Season						Playoffs				
			GP	W	L	OTL	GAA	SO	GP	W	L	GAA	SO
2015-16	Sarnia	OHL	3	2	0	1	3.30	0	--	--	--	--	--
	Hamilton	OHL	14	4	10	0	4.48	0	--	--	--	--	--
2016-17	Hamilton	OHL	43	19	17	6	3.21	2	1	0	0	3.00	0
2017-18	Hamilton	OHL	55	32	17	6	2.86	3	21	16	5	2.70	0
2018-19	Toledo	ECHL	28	15	7	6	3.00	1	--	--	--	--	--
	Detroit	NHL	1	0	0	0	4.41	0	--	--	--	--	--
2019-20	Toledo	ECHL	2	0	2	0	5.51	0	--	--	--	--	--
2020-21	Grand Rapids	AHL	7	2	2	3	2.84	1	--	--	--	--	--
2021-22	Toledo	ECHL	19	10	7	0	2.46	2	--	--	--	--	--
	Grand Rapids	AHL	4	1	3	0	4.42	0	--	--	--	--	--
	Detroit	NHL	0	0	0	0	0.00	0	--	--	--	--	--
NHL TOTALS			1	0	0	0	4.41	0	--	--	--	--	--
GRIFFINS/AHL TOTALS			11	3	5	3	3.42	1	--	--	--	--	--
PRO TOTALS			61	28	21	9	3.17	4	--	--	--	--	--



#3 JARED McISAAC *(muh-KIGH-zihk)*

Defenseman

Height: 6'1"

Weight: 192

Shoots: Left

Born: 3/27/00 in Truro, Nova Scotia

Drafted: Detroit's 4th choice, 36th overall, in 2018 NHL Entry Draft

Originally Acquired: 2018 NHL Entry Draft

SEASON HIGHS

Goals: 1, Five times (MR:2/20/22 GR at RFD)

Assists: 2, 10/30/21 GR vs. MIL

Points: 2, Twice (MR:1/24/22 GR vs. TOR)

2021-22 Notes: Second season as a Griffin...Second year pro...Assigned by Detroit, 10/7/21...Two-point (0-2--2) outing on Oct. 30 against Milwaukee... Collected first pro goal on Nov. 26 against Chicago... Scored his second pro goal on Jan. 5 vs. MIL... Second two-point night (1-1--2) of the season on Jan. 24 against Toronto... Collected his fifth goal of the season on Feb. 20 at Rockford... Three-game point streak (1-2--3) from Feb. 19-23.

Career Notes: Signed to a three-year entry-level contract by Detroit, 9/28/18... Made his North American and AHL debut with the Griffins on April 20, 2021 against Cleveland... Logged first AHL point on an assist in Rockford on May 1, 2021... Won a gold medal with Team Canada at the U20 World Junior Championship in 2020... Hlinka Memorial Gold Medal winner with Canada in 2018... Named the QMJHL Defensive Rookie of the Year in 2016-17 and earned a spot on the QMJHL All-Rookie Team... Achieved the NSMMHL Rookie Defenseman Award in 2014-15... Named to the NSMBHL Rookie All-Star Team in 2013-14.

Season	Team	League	Regular Season					Playoffs				
			GP	G	A	PTS	PIM	GP	G	A	PTS	PIM
2013-14	Dartmouth	NSMBHL	32	12	22	34	30	--	--	--	--	--
2014-15	Cole Harbour	NSMMHL	32	10	19	29	50	7	2	5	7	6
2015-16	Cole Harbour	NSMMHL	33	14	22	36	44	9	3	6	9	32
2016-17	Halifax	QMJHL	59	4	28	32	60	5	0	0	0	2
2017-18	Halifax	QMJHL	65	9	38	47	86	9	0	4	4	8
2018-19	Halifax	QMJHL	53	16	46	62	56	22	2	14	16	38
2019-20	Halifax	QMJHL	3	0	2	2	6	--	--	--	--	--
2020-21	Moncton	QMJHL	25	4	13	17	40	--	--	--	--	--
	HPK	Liiga	1	0	0	0	0	--	--	--	--	--
2021-22	Grand Rapids	AHL	10	0	2	2	2	--	--	--	--	--
	Grand Rapids	AHL	70	5	19	24	34	--	--	--	--	--
GRIFFINS/AHL TOTALS			80	5	21	26	36	--	--	--	--	--
PRO TOTALS			81	5	21	26	36	--	--	--	--	--



#5 SAMUEL DOVE-McFALLS (duhv-mihk-FALLS)

Center

Height: 6'2"

Weight: 207

Shoots: Left

Born: 4/10/22 in Montreal, Quebec

Drafted: Philadelphia's fifth choice, 98th overall, in 2015 NHL Entry Draft

Originally Acquired: Signed to an ATO, 4/5/22

SEASON HIGHS

Goals: 1, 4/28/22 GR at CHI
Assists: 2, 4/30/22 GR at CLE
Points: 2, 4/30/22 GR at CLE

2021-22 Notes: First season as a Griffin... First year pro... Signed to an ATO, 4/5/22... Made his pro debut on April 6 against Cleveland... Registered his first pro point on an assist at Rockford on April 20... Scored his first pro goal on April 28 at Chicago... Recorded his first two-point game of his pro career on April 30 at Cleveland when he totaled two assists... Released from ATO, 5/1/22.

Career Notes: Played junior hockey with the Saint John Sea Dogs for four seasons in the QMJHL, capturing a QMJHL championship during his final season with Saint John in 2016-17... In the QMJHL with Saint John (2013-17) and Rimouski Oceanic (2017-18), he logged 182 points (64-118--182) and 285 penalty minutes in 276 games... Awarded the Guy Carbonneau Trophy in 2018, awarded to the QMJHL's best defensive forward... Had his best offensive season in 2017-18 in the QMJHL when he totaled 73 points (22-51--73) in 64 outings... Spent the last four seasons with the University of New Brunswick and captained the team in 2021-22... Amassed 55 points (25-30--55), 74 penalty minutes and a plus-21 rating with New Brunswick... 2019 USports University Cup Champion with New Brunswick.

Season	Team	League	Regular Season					Playoffs				
			GP	G	A	PTS	PIM	GP	G	A	PTS	PIM
2013-14	Saint John	QMJHL	52	6	4	10	52	--	--	--	--	--
2014-15	Saint John	QMJHL	66	14	20	34	73	5	1	0	1	4
2015-16	Saint John	QMJHL	29	5	7	12	41	17	6	1	7	2
2016-17	Saint John	QMJHL	65	17	36	53	57	18	5	7	12	14
2017-18	Rimouski Oceanic	QMJHL	64	22	51	73	62	7	3	6	9	6
2018-19	Univ. of New Brunswick	USports	19	6	3	9	14	5	0	0	0	2
2019-20	Univ. of New Brunswick	USports	30	9	17	26	28	6	2	3	5	4
2020-21	Univ. of New Brunswick	USports	--	--	--	--	--	--	--	--	--	--
2021-22	Univ. of New Brunswick	USports	24	10	10	20	32	3	2	3	5	0
	Grand Rapids	AHL	11	1	3	4	9	--	--	--	--	--
	GRIFFINS/AHL/PRO TOTALS		11	1	3	4	9	--	--	--	--	--



#6 RYAN MURPHY

Defenseman

Height: 5'11"

Weight: 180

Shoots: Right

Born: 3/31/93 in Aurora, Ontario

Drafted: Carolina's 1st choice, 12th overall, in 2011 NHL Entry Draft

Originally Acquired: Assigned by Detroit, 10/8/21

SEASON HIGHS

Goals: 1, 11 times (MR:3/11/22 GR vs. CLE)


Assists: 2, Three times (MR:3/13/22 GR at CHI)

Points: 2, Six times (MR:3/13/22 GR at CHI)

2021-22 Notes: First season as a Griffin...Ninth year pro...Assigned by Detroit, 10/8/21...Made his Griffins debut on Oct. 15 against Rockford...Consecutive two-assist games to start the season...Recorded his first goal on Oct. 25 at Manitoba...Notched his third multi-point game of the season on Dec. 4 against Rockford...Bagged his fifth goal of the season on Jan. 1 at Milwaukee...Fourth two-point night of the season on Feb. 19 versus Rockford...Four-game point streak (3-2--5) from Feb. 11-19...Shootout winner on Feb. 26 against Bakersfield...Fifth two-point night of the season on March 11 against Cleveland...Back-to-back two-point nights from March 11-13...Assists in four straight games from March 9-16, which is tied for the longest assist streak this season by a Griffin.

Career Notes: Signed to a one-year contract by Detroit, 7/28/21...Paced AHL blueliners in points (27) and assists (22) in 2020-21...Represented the Pacific Division as a 2021 AHL All-Star...Recipient of the Eddie Shore Award in 2020-21, given to the AHL's best defenseman...Named to the AHL All-Star Game in 2014-15...Led the OHL in postseason assists (20) in 2011-12...In 2010-11, named to the OHL First All-Star Team and paced the OHL defensemen with 26 goals...Achieved the U18 World Junior Championship Best Defenseman award in 2011 after leading all blueliners in goals (four) and points (13)...Won a U17 World Hockey Championship silver medal in 2010...OHL First All-Rookie Team nominee in 2010.

Season	Team	League	Regular Season					Playoffs				
			GP	G	A	PTS	PIM	GP	G	A	PTS	PIM
2009-10	Kitchener	OHL	62	6	33	39	22	20	5	12	17	16
2010-11	Kitchener	OHL	63	26	53	79	36	7	2	9	11	8
2011-12	Kitchener	OHL	49	11	43	54	30	16	2	20	22	12
2012-13	Kitchener	OHL	54	10	38	48	34	10	3	4	7	8
	Carolina	NHL	4	0	0	0	2	--	--	--	--	--
	Charlotte	AHL	3	0	2	2	0	--	--	--	--	--
2013-14	Carolina	NHL	48	2	10	12	10	--	--	--	--	--
	Charlotte	AHL	22	3	19	22	8	--	--	--	--	--
2014-15	Carolina	NHL	37	4	9	13	8	--	--	--	--	--
	Charlotte	AHL	25	0	17	17	10	--	--	--	--	--
2015-16	Carolina	NHL	35	0	10	10	10	--	--	--	--	--
	Charlotte	AHL	32	7	17	34	18	--	--	--	--	--
2016-17	Carolina	NHL	27	0	2	2	8	--	--	--	--	--
	Charlotte	AHL	7	0	1	1	4	--	--	--	--	--
2017-18	Minnesota	NHL	21	2	3	5	16	1	0	0	0	0
	Iowa	AHL	48	4	24	28	30	--	--	--	--	--
2018-19	Minnesota	NHL	2	0	0	0	0	--	--	--	--	--
	Iowa	AHL	35	3	12	15	12	--	--	--	--	--
	New Jersey	NHL	1	0	1	1	0	--	--	--	--	--
	Binghamton	AHL	23	0	10	10	8	--	--	--	--	--
2019-20	Neftekhimik	KHL	56	8	15	23	22	4	0	0	0	0
2020-21	Dinamo	KHL	12	2	6	8	6	--	--	--	--	--
	Henderson	AHL	37	5	22	27	32	3	0	1	1	6
2021-22	Grand Rapids	AHL	53	11	18	29	30	--	--	--	--	--
	NHL TOTALS		175	8	35	43	54	1	0	0	0	0
	GRIFFINS TOTALS		53	11	18	29	30	--	--	--	--	--
	AHL TOTALS		286	33	142	175	154	8	0	3	3	8
	PRO TOTALS		529	51	197	248	236	13	0	3	3	10



#11 RILEY BARBER

Right Wing

Height: 6'0"

Weight: 205

Shoots: Right

Born: 2/7/94 in Pittsburgh, Pa.

Drafted: Washington's 7th choice, 167th overall, in 2012 NHL Entry Draft

Originally Acquired: Agreed to terms on a two-year contract with Detroit, 10/9/20

SEASON HIGHS

Goals: 3, Twice (MR:4/30/22 GR at CLE)

Assists: 2, Three times (MR:3/18/22 GR vs. TEX)

Points: 4, 4/30/22 GR at CLE

2021-22 Notes: Second season as a Griffin...Seventh year pro...Agreed to terms on a two-year contract with Detroit, 10/9/20...Assigned by Detroit, 10/11/21...Collected a two-point night against Milwaukee on Oct. 30...Registered two goals on Oct. 31 against Chicago...Six-game point streak (4-5--9) from Oct. 30-Nov. 13...Recalled by Detroit, 12/18/21...Made his NHL season debut on Dec. 18 against New Jersey...Reassigned by Detroit, 12/19/21...Recalled to Detroit's taxi squad, 12/26/21...Reassigned by Detroit, 12/30/21...Five-game point streak (3-3--6) from Dec. 6-Jan. 1...Recalled to Detroit's taxi squad, 1/2/22...Reassigned by Detroit, 1/2/22...Recalled to Detroit's taxi squad, 1/5/22...Recalled by Detroit, 1/11/22...Reassigned by Detroit 3/2/22...On March 4, made his first appearance for the Griffins since Jan. 1...Fifth two-point outing of the season on March 6 at Milwaukee...Goals in three straight games from March 22-26...Bagged the overtime winner in his 350th AHL game on March 26 at Bakersfield...Recorded his first hat trick as a Griffin on April 9 at Toronto...Recalled by Detroit, 4/17/22...Reassigned by Detroit, 4/19/22...Two-goal outing on April 20 at Rockford...Recalled by Detroit, 4/23/22...Reassigned by Detroit, 4/23/22...Recalled by Detroit, 4/26/22...Reassigned by Detroit, 4/26/22...Achieved his 300th pro point on April 28 at Chicago...Added his second hat trick of the season on April 30 at Cleveland, during a season-high four point night (3-1--4), which tied a career-best...Career-high 17-game point streak (18-8--26) from March 22-April 30, which is the longest streak in the AHL this season.

Career Notes: Entered 2020-21 with 291 career AHL contests to his name, totaling 217 points (106-111--217) while playing for Hershey, Laval and Wilkes-Barre/Scranton...Recorded his first goal during his AHL debut with Hershey on Oct. 10, 2015 against Springfield...Bagged inaugural AHL assist on Oct. 24, 2015 against Hartford...Made NHL debut on with Washington against Edmonton on Feb. 24, 2017 Named to the AHL Central Division All-Star Team in 2020-21 AHL Rookie of the Month in February 2016 ...2014-15 NCHC Conference Champion with Miami (OH)...Named to the NCAA Second All-Star Team in 2013-14...Earned CCHA Rookie of the Year, All-Rookie and First All-Star Team honors in 2012-13...Captured a gold medal with Team USA at the 2013 World Junior Championship and the 2012 IIHF U-18 World Championship...USHL Clark Cup Champion in 2011 with Dubuque.

Season	Team	League	Regular Season					Playoffs				
			GP	G	A	PTS	PIM	GP	G	A	PTS	PIM
2010-11	Dubuque	USHL	57	14	14	28	48	11	2	0	2	6
	U.S. National U17 Team	USDP	3	1	1	2	2	--	--	--	--	--
2011-12	USNTDP Juniors	USHL	24	5	6	11	59	--	--	--	--	--
	U.S. National U18 Team	USDP	60	21	15	36	85	--	--	--	--	--
2012-13	Miami U.	CCHA	40	15	24	39	22	--	--	--	--	--
2013-14	Miami U.	NCHC	38	19	25	44	28	--	--	--	--	--
2014-15	Miami U.	NCHC	38	20	20	40	12	--	--	--	--	--
2015-16	Hershey	AHL	74	26	29	55	34	17	1	3	4	24
2016-17	Hershey	AHL	39	13	14	27	12	12	1	4	5	4
	Washington	NHL	3	0	0	0	0	--	--	--	--	--
2017-18	Hershey	AHL	60	20	18	38	49	--	--	--	--	--
2018-19	Hershey	AHL	64	31	29	60	84	9	3	3	6	4
2019-20	Laval	AHL	39	13	18	31	19	--	--	--	--	--
	Montreal	NHL	9	0	0	0	2	--	--	--	--	--
	Wilkes-Barre/Scranton	AHL	7	3	3	6	6	--	--	--	--	--
2020-21	Grand Rapids	AHL	32	20	14	34	22	--	--	--	--	--
2021-22	Grand Rapids	AHL	49	28	25	53	24	--	--	--	--	--
	Detroit	NHL	4	0	0	0	2	--	--	--	--	--
NHL TOTALS			16	0	0	0	4	--	--	--	--	--
GRIFFINS TOTALS			81	48	39	87	46	--	--	--	--	--
AHL TOTALS			364	154	150	304	250	38	5	10	15	32
PRO TOTALS			380	154	150	304	254	38	5	10	15	32



#14 JAN DROZG (YAHN DROHZG)

Right Wing

Height: 6'2"

Weight: 175

Shoots: Right

Born: 4/1/99 in Maribor, Slovenia.

Drafted: Pittsburgh's 3rd choice, 152nd overall, in 2017 NHL Entry Draft

Originally Acquired: Reassigned from Wilkes-Barre/Scranton by Pittsburgh, 3/11/22

SEASON HIGHS

Goals: 1, Four times (MR:2/4/22 WBS vs. BRI)

Assists: 1, Seven times (MR:3/26/22 GR at BAK)

Points: 1, 11 times (MR:3/26/22 GR at BAK)

2021-22 Notes: First season as a Griffin...third year pro...Reassigned from Wilkes-Barre/Scranton by Pittsburgh, 3/11/22...Made his Griffins debut on March 13 at Chicago...Recorded his first point as a Griffin on March 26 with an assist at Bakersfield...Skated in his 150th pro game on April 10 at Toronto...Appeared in his 100th AHL game on April 19 at Iowa...Reassigned to Wilkes-Barre/Scranton by Pittsburgh, 5/1/22.

Career Notes: Played much of his junior hockey overseas in Sweden and Slovenia, logging 214 points (115-99-214) in 128 outings...Had his best youth season in 2014-15 with HK Celje U18 in the EBJL when he racked up 78 points (47-31-78) in 25 games...Drafted in 2017 by Pittsburgh with the 152nd overall pick in the fifth round...Went on to play in the QMJHL with Shawinigan and totaled 50 points (16-34-50) in 61 contests in 2017-18...After the conclusion of the QMJHL that season, he made his AHL debut with Wilkes-Barre/Scranton on April 15, 2018 at Hershey...Turned pro in 2019 and appeared in 32 games with WBS and totaled five goals and three assists in 32 games...Coming into the 2021-22 season, he has played 65 AHL games and compiled 16 points (10-6-16) and 24 penalty minutes...Competed in 24 games with Wheeling (ECHL) in 2019-20, amassing 23 points (13-10-23) in 24 games...Has won two U20 WJC bronze medals, one U20 WJC gold medal and a U18 WJC gold medal, all with Slovenia...Won the AlpsHL championship with HK Olimpija Ljubljana in 2020-21.

Season	Team	League	Regular Season					Playoffs				
			GP	G	A	PTS	PIM	GP	G	A	PTS	PIM
2013-14	HK Maribor U18	EBJL	25	20	11	31	46	--	--	--	--	--
	HK Maribor U18	Slovenia U18	--	--	--	--	--	6	5	0	5	10
2014-15	HK Maribor	Slovenia	11	4	3	7	6	--	--	--	--	--
	HK Celje U18	Slovenia U18	--	--	--	--	--	5	10	9	19	6
	HK Celje U18	EBJL	25	47	31	78	37	3	3	2	5	0
2015-16	Leksands IF J18	J18 Elit	22	16	15	31	16	--	--	--	--	--
	Leksands IF J18	J18 Allsvenskan	16	10	10	20	10	5	0	1	1	0
	Leksands IF J20	J20 SuperElit	1	0	0	0	2	--	--	--	--	--
2016-17	Leksands IF J18	J18 Elit	18	12	16	28	8	--	--	--	--	--
	Leksands IF J18	J18 Allsvenskan	17	7	14	21	10	4	1	2	3	8
	Leksands IF J20	J20 SuperElit	4	3	2	5	0	2	1	0	1	0
2017-18	Shawinigan	QMJHL	61	16	34	50	44	--	--	--	--	--
	Wilkes-Barre/Scranton	AHL	1	0	1	1	0	--	--	--	--	--
2018-19	Shawinigan	QMJHL	60	21	41	62	48	6	4	2	6	8
	Wilkes-Barre/Scranton	AHL	2	0	0	0	2	--	--	--	--	--
2019-20	Wilkes-Barre/Scranton	AHL	32	5	3	8	12	--	--	--	--	--
	Wheeling	ECHL	24	13	10	23	16	--	--	--	--	--
2020-21	HK Olimpija Ljubljana	AlpsHL	10	7	10	17	14	--	--	--	--	--
	HK Olimpija Ljubljana	Slovenia	6	9	2	11	37	--	--	--	--	--
	Wilkes-Barre/Scranton	AHL	30	5	2	7	10	--	--	--	--	--
2021-22	Wilkes-Barre/Scranton	AHL	23	4	6	10	8	--	--	--	--	--
	Grand Rapids	AHL	15	0	1	1	4	--	--	--	--	--
GRIFFINS TOTALS			15	0	1	1	4	--	--	--	--	--
AHL TOTALS			103	14	13	27	36	--	--	--	--	--
PRO TOTALS			154	47	38	85	109	--	--	--	--	--



#16 BUTRUS GHAFARI *(BOO-trus guh-FAhR-ee)*

Defenseman

Height: 5'10"

Weight: 194

Shoots: Left

Born: 7/4/96 in West Bloomfield, Mich.

Drafted: Undrafted

Originally Acquired: Signed to a PTO, 3/11/22.

SEASON HIGHS

Goals: 1, 4/20/22 GR at RFD

Assists: 1, Four times (MR:4/28/22 GR at CHI)

Points: 1, Five times (MR:4/28/22 GR at CHI)

2021-22 Notes: First season as a Griffin...second year pro...Signed to a PTO, 3/11/22...Made his Griffins debut on March 11 against Cleveland...Recorded his first point as a Griffin on an assist at Toronto on April 9...Scored his first AHL goal on April 20 at Rockford...Released from PTO, 5/1/22.

Career Notes: Spent four seasons in the USHL with Fargo and Bloomington, racking up 39 points (6-33--39) and 202 penalty minutes in 200 outings...Went on to play for Michigan State University from 2016-20, totaling nine points (4-5--9) and 78 penalty minutes in 114 contests...Made his pro debut on March 11, 2020 with the Toledo Walleye (ECHL) against Cincinnati...Played first full pro season in 2020-21 with the Rapid City Rush (ECHL), amassing 10 points (1-9--10) in 58 games...Has 13 assists in 51 contests with Toledo this season...Made his AHL debut on Dec. 29, 2021 with Rochester against Providence and collected his first AHL point three days later at Springfield.

Season	Team	League	Regular Season					Playoffs				
			GP	G	A	PTS	PIM	GP	G	A	PTS	PIM
2012-13	Fargo	USHL	48	1	6	7	37	9	0	0	0	0
2013-14	Fargo	USHL	41	1	5	6	56	--	--	--	--	--
2014-15	Bloomington	USHL	52	2	7	9	61	--	--	--	--	--
2015-16	Bloomington	USHL	59	2	15	17	45	10	0	2	2	8
2016-17	Michigan State	Big Ten	21	0	1	1	16	--	--	--	--	--
2017-18	Michigan State	Big Ten	29	2	1	3	18	--	--	--	--	--
2018-19	Michigan State	Big Ten	28	0	0	0	20	--	--	--	--	--
2019-20	Michigan State	Big Ten	36	2	3	5	24	--	--	--	--	--
	Toledo	ECHL	1	0	0	0	2	--	--	--	--	--
2020-21	Rapid City	ECHL	58	1	9	10	72	--	--	--	--	--
2021-22	Toledo	ECHL	51	0	13	13	37	--	--	--	--	--
	Rochester	AHL	3	0	1	1	0	--	--	--	--	--
	Grand Rapids	AHL	19	1	3	4	21	--	--	--	--	--
GRIFFINS TOTALS			19	1	3	4	21	--	--	--	--	--
AHL TOTALS			22	1	4	5	21	--	--	--	--	--
PRO TOTALS			132	2	26	28	132	--	--	--	--	--



#17 TARO HIROSE (TAR-oh hih-ROE-see)

Left Wing

Height: 5'10"

Weight: 170

Shoots: Left

Born: 6/30/96 in Calgary, Alberta

Drafted: Undrafted

Originally Acquired: Signed to a two-year entry-level contract by Detroit, 3/12/19

SEASON HIGHS

Goals: 2, 1/1/22 GR at MIL


Assists: 2, Six times (MR:4/20/22 GR at RFD)

Points: 3, Twice (MR:1/1/22 GR at MIL)

2021-22 Notes: Third season as a Griffin...Third year pro...Assigned by Detroit, 10/11/21...Two-point (0-2--2) outing on Oct. 16 at Milwaukee... Totaled a three-point (1-2--3) night on Nov. 5 at Iowa, which included his first goal of the year...Six-game point streak (2-7--9) from Oct. 30-Nov. 13...Two-game goal streak from Nov. 5-6...Two-point (1-1--2) outing on Nov. 19 at Texas...Recalled by Detroit, 12/15/21...Made his NHL season debut on Dec. 18 against the Devils...Reassigned by Detroit, 12/19/21...Picked up his second three-point night (2-1--3) of the season on Jan. 1 at Milwaukee and tied his career high for goals in a game (2)...Four-game point streak (3-3--6) from Jan. 1-8...Recalled to Detroit's taxi squad, 1/16/22...Reassigned by Detroit, 1/17/22...Two-point (1-1--2) night at Cleveland on Jan. 18...Bagged his 30th point on the year on Jan. 24 against Toronto...Multi-point night (1-1--2) at Texas on Feb. 15...Recalled by Detroit, 2/23/22...Reassigned by Detroit, 2/23/22...Three-game point streak (1-3--4) from Feb. 19-23...Recorded two assists on Feb. 26 against Bakersfield...Two-point night (1-1--2) on March 6 at Milwaukee...Goals in consecutive games from March 5-6...Collected 100th point as a Griffin and in the AHL on March 6 in Milwaukee...Recalled by Detroit, 3/11/22...Reassigned by Detroit, 3/21/22...Recalled by Detroit, 3/22/22...Reassigned by Detroit, 4/8/22...Bagged two assists on April 9 at Toronto in his first Griffins game since March 9...Recalled by Detroit, 4/12/22...Reassigned by Detroit, 4/12/22...Four-game point streak (1-5--6) from April 13-20...Recalled by Detroit, 4/23/22...Reassigned by Detroit, 4/30/22.

Career Notes: Agreed to terms on a one-year contract extension with Detroit, 7/27/21...In 2020-21, finished second on the Griffins in points (28), points per game (0.97) and paced the team in assists (23), which is a career high...Named to Detroit's opening night roster in 2019-20 and logged 26 NHL games in his inaugural full pro season...Scored seven points (1-6--7) in 10 games during his NHL debut with Detroit at the end of the 2018-19 season...During his junior season at Michigan State in 2018-19, was named a Hobey Baker Award finalist, a First Team All-American, the Big Ten Player of the Year and a unanimous All-Big Ten First Team selection...Led the NCAA in multi-point games (15) and three-point games (9), while tying for the lead with 50 points...Became the first Spartan to hit the 100-career point mark since 2009...All-Big Ten Second Team selection in 2017-18.

Season	Team	League	Regular Season					Playoffs				
			GP	G	A	PTS	PIM	GP	G	A	PTS	PIM
2014-15	Salmon Arm	BCHL	58	18	32	50	12	--	--	--	--	--
2015-16	Salmon Arm	BCHL	58	15	56	71	18	6	1	4	5	0
2016-17	Michigan State	Big Ten	34	6	18	24	23	--	--	--	--	--
2017-18	Michigan State	Big Ten	36	12	30	42	4	--	--	--	--	--
2018-19	Michigan State	Big Ten	36	15	35	50	12	--	--	--	--	--
	Detroit	NHL	10	1	6	7	2	--	--	--	--	--
2019-20	Detroit	NHL	26	2	5	7	6	--	--	--	--	--
	Grand Rapids	AHL	35	5	22	27	12	--	--	--	--	--
2020-21	Detroit	NHL	6	0	2	2	0	--	--	--	--	--
	Grand Rapids	AHL	29	5	23	28	4	--	--	--	--	--
2021-22	Grand Rapids	AHL	59	15	38	53	12	--	--	--	--	--
	Detroit	NHL	15	1	3	4	4	--	--	--	--	--
NHL TOTALS			57	4	16	20	12	--	--	--	--	--
GRIFFINS/AHL TOTALS			123	25	83	108	28	--	--	--	--	--
PRO TOTALS			180	29	99	128	40	--	--	--	--	--



#18 BRIAN LASHOFF *(LASH-awf)*

Captain | Defenseman

Height: 6'3"

Weight: 215

Shoots: Left

Born: 7/16/90 in Albany, N.Y.

Drafted: Undrafted

Originally Acquired: Signed to a three-year entry-level contract by Detroit, 9/30/08

SEASON HIGHS

Goals: 1, Five times (MR:4/9/22 GR at TOR)


Assists: 2, 4/20/22 GR at RFD

Points: 2, 4/20/22 GR at RFD

2021-22 Notes: Captain...13th season as a Griffin...12th year pro...Assigned by Detroit, 10/8/21...Recorded first goal of the season on Nov. 19 at Texas...Recalled by Detroit, 12/9/21...Reassigned by Detroit, 12/11/21...Registered the game-winner in overtime on Feb. 23 at Cleveland...Two goals in three games from Feb. 23-26...Appeared in his 700th game as a pro on March 18 against Texas...Added his fifth goal of the season on April 9 at Toronto...Tied a career-high two assists on April 20 at Rockford.

Career Notes: Signed to a one-year contract by Detroit, 7/30/21...Won the 2013 and 2017 Calder Cups with Grand Rapids, one of only three players to be a part of both championships (Mitch Callahan, Nathan Paetsch)...513 career regular season games played ranks first among active players who have spent their entire AHL career with the same club and tie for eighth all-time in league history...Appeared in 75 Calder Cup Playoff games with the Griffins, ranking second in team history...Places second on the franchise's all-time list with 513 regular season games played...Became the 126th Griffins alumnus to play in the NHL when he debuted with Detroit and registered his first goal in the same game on Jan. 21, 2013 in Columbus...Won a gold medal with Team USA at the 2010 World Junior Championship.

Season	Team	League	Regular Season					Playoffs				
			GP	G	A	PTS	PIM	GP	G	A	PTS	PIM
2006-07	Barrie	OHL	47	2	10	12	20	5	0	1	1	2
2007-08	Barrie	OHL	50	5	15	20	44	8	0	1	1	4
2008-09	Barrie	OHL	25	1	12	13	19	--	--	--	--	--
	Kingston	OHL	35	6	13	19	32	--	--	--	--	--
	Grand Rapids	AHL	6	1	4	5	0	8	1	4	5	2
2009-10	Kingston	OHL	58	6	21	27	71	7	0	0	0	12
	Grand Rapids	AHL	6	0	2	2	2	--	--	--	--	--
2010-11	Grand Rapids	AHL	37	0	3	3	25	--	--	--	--	--
	Toledo	ECHL	3	0	1	1	0	--	--	--	--	--
2011-12	Grand Rapids	AHL	76	8	11	19	41	--	--	--	--	--
2012-13	Grand Rapids	AHL	37	2	4	6	23	18	0	1	1	10
	Detroit	NHL	31	1	4	5	15	3	0	0	0	0
2013-14	Detroit	NHL	75	1	5	6	36	5	0	0	0	0
2014-15	Grand Rapids	AHL	32	1	6	7	12	16	0	3	3	8
	Detroit	NHL	11	0	2	2	6	--	--	--	--	--
2015-16	Grand Rapids	AHL	74	1	15	16	30	9	2	1	3	0
2016-17	Grand Rapids	AHL	62	3	8	11	32	17	1	3	4	12
	Detroit	NHL	5	0	0	0	0	--	--	--	--	--
2017-18	Grand Rapids	AHL	70	5	10	15	29	5	1	2	3	2
	Detroit	NHL	1	0	0	0	0	--	--	--	--	--
2018-19	Grand Rapids	AHL	53	1	13	14	33	2	0	1	1	0
	Detroit	NHL	4	0	1	1	2	--	--	--	--	--
2019-20	Grand Rapids	AHL	47	3	5	8	36	--	--	--	--	--
	Detroit	NHL	9	0	1	1	6	--	--	--	--	--
2020-21	Grand Rapids	AHL	13	1	2	3	6	--	--	--	--	--
2021-22	Grand Rapids	AHL	67	5	11	16	30	--	--	--	--	--
	Detroit	NHL	0	0	0	0	0	--	--	--	--	--
NHL TOTALS			136	2	13	15	65	8	0	0	0	0
GRIFFINS/AHL TOTALS			580	31	94	125	299	75	5	15	20	34
PRO TOTALS			719	33	108	141	364	83	5	15	20	34



#20 DAN RENOUF *(re-NUFF)*

Defenseman

Height: 6'3"

Weight: 205

Shoots: Left

Born: 6/1/94 in Pickering, Ontario

Drafted: Undrafted

Originally Acquired: Signed to an amateur tryout, 3/10/16

SEASON HIGHS

Goals: 1, Three times (MR:4/9/22 GR at TOR)

Assists: 2, 1/22/22 GR vs. MIL

Points: 2, 1/22/22 GR vs. MIL

2021-22 Notes: Fourth season as a Griffin...Sixth year pro...Assigned by Detroit, 10/9/21...Earned his first point (0-1--1) of the season on Oct. 24 at Manitoba...Recalled by Detroit, 11/23/21...Reassigned by Detroit, 12/2/21...Recalled by Detroit, 12/6/21...Reassigned by Detroit, 12/19/21...Recalled to Detroit's taxi squad, 12/26/21...Reassigned by Detroit, 12/31/21...Recalled to Detroit's taxi squad, 1/2/22...Reassigned by Detroit, 1/2/22...Season-high two-points (0-2--2) on Jan. 22 against Milwaukee...Assists in consecutive games from Jan. 22-24...Recorded his first goal of the season on Feb. 4 against Ontario...Recalled by Detroit, 2/11/22...Reassigned by Detroit, 2/12/22...Scored a goal in his 200th game as a Griffin on April 9 at Toronto.

Career Notes: Signed to a one-year contract by Detroit, 7/29/21...Won Calder Cups with Grand Rapids in 2017 and Charlotte in 2019...Became the 162nd Griffins alumnus to play in the NHL when he debuted with Detroit on March 27, 2017 at Carolina...Made his professional debut with Grand Rapids against Manitoba on March 12, 2016...Recorded his first professional point on an assist against Lake Erie on April 13, 2016...Led Maine's defensemen in goals, assists, points and shots as a junior in 2015-16.

Season	Team	League	Regular Season					Playoffs				
			GP	G	A	PTS	PIM	GP	G	A	PTS	PIM
2009-10	Whitby	OJHL	2	0	0	0	0	--	--	--	--	--
	Ajax/Pickering	ETAHL U18	73	17	39	56	60	--	--	--	--	--
2010-11	Hill Academy	CAHS	62	10	43	53	34	--	--	--	--	--
2011-12	Youngstown	USHL	58	1	14	15	53	6	0	2	2	4
2012-13	Youngstown	USHL	57	10	18	28	83	9	0	1	1	7
2013-14	Maine	H-East	34	1	10	11	12	--	--	--	--	--
2014-15	Maine	H-East	39	3	9	12	24	--	--	--	--	--
2015-16	Maine	H-East	38	6	9	15	36	--	--	--	--	--
	Grand Rapids	AHL	6	0	1	1	5	--	--	--	--	--
2016-17	Grand Rapids	AHL	67	3	13	16	95	19	2	2	4	6
	Detroit	NHL	1	0	0	0	0	--	--	--	--	--
2017-18	Grand Rapids	AHL	73	2	10	12	83	5	0	1	1	19
2018-19	Charlotte	AHL	74	2	22	24	121	12	1	2	3	23
2019-20	Colorado	AHL	54	2	14	16	82	--	--	--	--	--
2020-21	Colorado	NHL	18	0	3	3	16	--	--	--	--	--
	Colorado	AHL	5	1	2	3	4	--	--	--	--	--
2021-22	Grand Rapids	AHL	63	3	11	14	53	--	--	--	--	--
	Detroit	NHL	4	0	0	0	7	--	--	--	--	--
NHL TOTALS			23	0	3	3	23	--	--	--	--	--
GRIFFINS TOTALS			209	8	35	43	236	24	2	3	5	25
AHL TOTALS			345	13	73	86	443	36	3	5	8	48
PRO TOTALS			368	13	76	89	466	36	3	5	8	48



#21 DENNIS YAN *(yahn)*

Left Wing

Height: 6'2"

Weight: 192

Shoots: Left

Born: 4/14/97 in Portland, Ore.

Drafted: Tampa Bay's 3rd choice, 64th overall, in 2015 NHL Entry Draft

Originally Acquired: Signed to a one-year contract, 9/16/21

SEASON HIGHS

Goals: 2, 1/5/22 GR vs. MIL

Assists: 1, Eight times (MR:4/19/22 GR at IA)

Points: 2, Three times (MR:3/16/22 GR vs. TEX)

2021-22 Notes: First season as a Griffin...Fifth year pro...Recorded an assist and a goal during his Griffins debut on Oct. 15 against Rockford...Returned from injury on Dec. 3 against Rockford after missing the previous 12 games...Tied a career-high with two goals on Jan. 5 vs. Milwaukee...Goals in back-to-back games from Jan. 22-24...Skated in his 200th game as a pro on March 9 against Chicago...Multi-point game on March 16 against Texas...Appeared in his 200th game in the AHL on April 9 at Toronto.

Career Notes: Signed a one-year contract, 9/16/21...Totaled career highs in games (53), assists (11) and penalty minutes (46) in 2018-19...In 2017-18, compiled a career-high 23 points (13-10—23), including a pro-best 13 goals during his rookie season...Made pro debut on April 8, 2017 against Albany...Collected first AHL goal during a two-point (2-0—2) night on Oct. 13, 2017 against Belleville...Added inaugural AHL assist on Oct. 27, 2017 against Toronto...Won a bronze medal with Team USA at the Hlinka Gretzky Cup in 2014-15, earning eight points (4-4—8) in five games...Took home the gold at the 2013-14 U17 World Hockey Challenge after recording three points (1-2—3) in six contest.

Season	Team	League	Regular Season					Playoffs				
			GP	G	A	PTS	PIM	GP	G	A	PTS	PIM
2014-15	Shawinigan	QMJHL	59	33	31	64	71	7	7	1	8	6
2015-16	Shawinigan	QMJHL	62	32	37	69	86	20	10	5	15	32
2016-17	Shawinigan	QMJHL	64	46	29	75	52	6	3	2	5	8
	Syracuse	AHL	3	0	0	0	0	--	--	--	--	--
2017-18	Syracuse	AHL	43	13	10	23	20	--	--	--	--	--
2018-19	Syracuse	AHL	53	11	11	22	46	3	0	0	0	0
2019-20	Syracuse	AHL	50	10	8	18	31	--	--	--	--	--
2020-21	Black Wings	ICEHL	13	4	1	5	8	--	--	--	--	--
2021-22	Grand Rapids	AHL	56	8	8	16	41	--	--	--	--	--
GRIFFINS TOTALS			56	8	8	16	41	--	--	--	--	--
AHL TOTALS			205	42	37	79	138	3	0	0	0	0
PRO TOTALS			218	46	38	84	146	3	0	0	0	0



#22 CHASE PEARSON

Center

Height: 6'3"

Weight: 203

Shoots: Left

Born: 8/23/97 in Alpharetta, Ga.

Drafted: Detroit's 4th choice, 140th overall, in 2015 NHL Entry Draft

Originally Acquired: 2015 NHL Entry Draft

SEASON HIGHS

Goals: 2, 10/30/21 GR vs. MIL

Assists: 3, 11/5/21 GR at IA


Points: 3, 11/5/21 GR at IA

2021-22 Notes: Fourth season as a Griffin...Third year pro...Assigned by Detroit, 10/8/21...Two-game point streak (1-2--3) to begin the season...Two-goal game on Oct. 30 against Milwaukee...Three-game point streak (2-4--6) from Oct. 30-Nov. 5...Bagged a career-high three assists on Nov. 5 at Iowa...On Feb. 19, he skated in his first game since Jan. 24 due to an injury...Recalled by Detroit, 3/24/22...Made his NHL debut at the Islanders on March 24...Reassigned by Detroit, 3/26/22...Recalled by Detroit, 3/26/22...Reassigned by Detroit, 3/27/22...Recalled by Detroit, 4/16/22...Reassigned by Detroit, 4/17/22...Recalled by Detroit, 4/18/22...Reassigned by Detroit, 4/22/22.

Career Notes: Re-signed a one-year contract with Detroit, 8/5/21...Ranked third on the Griffins' roster with 22 points (8-14--22) in 2020-21, which tied a career high set in 2019-20, but with 31 less games played...Skated in 10 games and scored two goals during his professional debut with the Griffins in 2018-19...Named Hockey East's best defensive forward and a Hockey East Second Team All-Star in 2018-19...Finished second on Maine in scoring in 2017-18 with 27 points and was named to the Hockey East All-Star Honorable Mention team and All-Academic Team.

Other: Father, Scott Pearson, played 292 NHL games with the Toronto Maple Leafs, Quebec Nordiques, Edmonton Oilers, Buffalo Sabres and New York Islanders during a North American pro career that spanned from 1988-00.

Season	Team	League	Regular Season					Playoffs				
			GP	G	A	PTS	PIM	GP	G	A	PTS	PIM
2013-14	Cornwall	CCHL	39	8	15	23	18	5	0	1	1	2
	Youngstown	USHL	2	0	0	0	0	--	--	--	--	--
2014-15	Youngstown	USHL	57	12	14	26	96	4	0	2	2	0
2015-16	Youngstown	USHL	55	12	38	50	61	--	--	--	--	--
2016-17	Maine	Hockey East	36	14	8	22	56	--	--	--	--	--
2017-18	Maine	Hockey East	37	7	20	27	42	--	--	--	--	--
2018-19	Maine	Hockey East	34	16	13	29	34	--	--	--	--	--
	Grand Rapids	AHL	10	2	0	2	2	--	--	--	--	--
2019-20	Grand Rapids	AHL	59	8	14	22	17	--	--	--	--	--
2020-21	Grand Rapids	AHL	28	8	14	22	4	--	--	--	--	--
2021-22	Grand Rapids	AHL	50	7	11	18	18	--	--	--	--	--
	Detroit	NHL	3	0	0	0	0	--	--	--	--	--
NHL TOTALS			3	0	0	0	0	--	--	--	--	--
GRIFFINS/AHL TOTALS			147	25	39	64	41	--	--	--	--	--
PRO TOTALS			150	25	39	64	41	--	--	--	--	--



#23 MAX HUMITZ *(HEW-mitz)*

Left Wing

Height: 5'8"

Weight: 168

Shoots: Left

Born: 7/8/95 in Livonia, Mich.

Drafted: Undrafted

Originally Acquired: Signed to a one-year contract, 3/23/20

SEASON HIGHS

Goals: 1, 1/5/22 GR vs. MIL

Assists: 1, Twice (MR:1/5/22 GR vs. MIL)

Points: 2, 1/5/22 GR vs. MIL

2021-22 Notes: Second season as a Griffin...Second year pro...Began the season in the ECHL with the Kalamazoo Wings and registered two goals in the season opener...Signed to a PTO, 11/3/21...Earned an assists during his season debut on Nov. 5 at Iowa...Released from PTO, 11/8/21...Signed to a PTO, 11/16/21...Released from PTO, 11/30/21...Signed to a PTO, 12/8/21...Released by PTO, 12/17/21...Signed to PTO, 12/20/21...Released from PTO, 12/23/21...Signed to a PTO, 12/27/21...Scored his first goal of the season on Jan. 5 against Milwaukee during a two-point (1-1--2) night...Released from PTO, 1/6/22...Signed to a PTO, 4/26/22...Released from PTO, 5/1/22.

Career Notes: Made AHL debut with the Griffins on Feb. 11, 2021 at Chicago...Bagged first goal, assist and multi-point game (2-1--3) on March 3, 2021 in Rockford...Appeared in eight AHL games, totaling five points (3-2--5) and two penalty minutes...Spent four years at Lake Superior State University and amassed 111 points (64-47--111) and 153 penalty minutes in 149 outings...Captained LSSU during his senior season...Spent six season in the USHL, logging 73 points (29-44--73) in 166 games between Lincoln, Muskegon and Tri-City.

Season	Team	League	Regular Season					Playoffs				
			GP	G	A	PTS	PIM	GP	G	A	PTS	PIM
2012-13	Lincoln	USHL	18	0	2	2	18	--	--	--	--	--
2013-14	Lincoln	USHL	58	10	19	29	24	--	--	--	--	--
2014-15	Lincoln	USHL	27	3	6	9	4	--	--	--	--	--
	Muskegon	USHL	30	5	9	14	6	12	2	2	4	2
2015-16	Muskegon	USHL	33	7	5	12	6	--	--	--	--	--
	Tri-City	USHL	21	4	3	7	6	11	3	0	3	4
2016-17	Lake Superior State	WCHA	36	13	7	20	12	--	--	--	--	--
2017-18	Lake Superior State	WCHA	36	13	10	23	54	--	--	--	--	--
2018-19	Lake Superior State	WCHA	36	16	17	33	25	--	--	--	--	--
2019-20	Lake Superior State	WCHA	41	22	13	35	62	--	--	--	--	--
2020-21	Grand Rapids	AHL	8	3	2	5	2	--	--	--	--	--
2021-22	Kalamazoo	ECHL	45	13	11	24	16	--	--	--	--	--
	Grand Rapids	AHL	11	1	2	3	0	--	--	--	--	--
GRIFFINS/AHL TOTALS			19	4	4	8	2	--	--	--	--	--
PRO TOTALS			64	17	15	32	18	--	--	--	--	--



#26 DREW WORRAD *(WOR-ad)*

Center
Height: 6'2"
Weight: 186
Shoots: Right
Born: 6/30/97 in Denfield, Ontario
Drafted: Undrafted
Originally Acquired: Signed by Grand Rapids, 3/30/22


SEASON HIGHS

Goals: 1, 4/20/22 GR at RFD
Assists: 2, 4/9/22 GR at TOR
Points: 2, 4/9/22 GR at TOR

2021-22 Notes: First season as a Griffin...First year pro...Signed by Grand Rapids, 3/30/22...Made his pro debut on April 6 against Cleveland...Bagged his first point as a pro during a two-point outing on April 9 at Toronto...Scored his first pro goal on April 20 at Rockford.

Career Notes: Competed with London in the GOJHL from 2013-15, totaling 76 points (26-50--76) in 84 outings...Moved on to the OJHL where he played two seasons with Oakville from 2015-17...During his time with Oakville, he logged 101 points (40-61--101) in 101 games...In 2017-18, he won the MJHL championship with Steinbach and was named the MJHL Playoff MVP as well as being on the MJHL First All-Star Team...During the championship season, he ranked second on the team with 75 points (26-49--75) in 47 games...He paced Steinbach with 18 points (6-12--18) in 16 playoff games...Went on to play four years at Western Michigan University in the NCHC and accumulated 95 points (25-70--95) and 40 penalty minutes in 129 contests...Led the Broncos in scoring in 2020-21 with five goals and 18 assists...He also paced WMU this season with 45 points (9-36--45) in 39 games and helped lead the Broncos to their first-ever NCAA Tournament victory with a 2-1 win over Northeastern.

Season	Team	League	Regular Season					Playoffs				
			GP	G	A	PTS	PIM	GP	G	A	PTS	PIM
2013-14	London	GOJHL	36	7	12	19	4	10	1	2	3	0
2014-15	London	GOJHL	48	19	38	57	16	8	2	7	9	2
2015-16	Oakville	OJHL	49	22	27	49	10	13	7	6	13	2
2016-17	Oakville	OJHL	52	18	34	52	23	16	4	5	9	10
2017-18	Steinbach	MJHL	47	26	49	75	14	16	6	12	18	0
2018-19	Western Michigan	NCHC	34	5	5	10	10	--	--	--	--	--
2019-20	Western Michigan	NCHC	31	6	11	17	2	--	--	--	--	--
2020-21	Western Michigan	NCHC	25	5	18	23	8	--	--	--	--	--
2021-22	Western Michigan	NCHC	39	9	36	45	20	--	--	--	--	--
	Grand Rapids	AHL	11	1	3	4	4	--	--	--	--	--
GRIFFINS/AHL/PRO TOTALS			11	1	3	4	4	--	--	--	--	--



#27 SETH BARTON

Defenseman

Height: 6'2"

Weight: 185

Shoots: Right

Born: 8/18/99 in Kelowna, British Columbia

Drafted: Detroit's 6th choice, 81st overall, in 2018 NHL Entry Draft

Originally Acquired: 2018 NHL Entry Draft

SEASON HIGHS

Goals: 1, 12/31/21 GR vs. MIL

Assists: 1, Five times (MR:4/13/22 GR vs. CLE)

Points: 1, Six times (MR:4/13/22 GR vs. CLE)

2021-22 Notes: Second season as a Griffin...First year pro...Assigned to Toledo (ECHL) by Detroit, 12/4/21...Made his season debut in the ECHL on Dec. 5...Reassigned to Grand Rapids by Detroit, 12/6/21...Made his AHL season debut on Dec. 10 at Manitoba...Bagged his first pro goal against Milwaukee on Dec. 31...Reassigned to Toledo by Detroit, 3/16/22...Reassigned to Grand Rapids by Detroit, 3/21/22...Collected his first assist of the season on March 25 at Bakersfield.

Career Notes: Made his AHL debut on May 11, 2021 at Cleveland...Logged his first point as a pro on an assist on May 14, 2021 in Cleveland...Logged 36 points (7-29--36) and 49 penalty minutes in 83 games at UMass-Lowell during his three seasons at the college...At the junior level, he totaled 33 points (6-27--33) and 34 penalty minutes in 51 outings...WJAC-19 Champion with Canada West U19.

Season	Team	League	Regular Season					Playoffs				
			GP	G	A	PTS	PIM	GP	G	A	PTS	PIM
2016-17	Okanagan	BC U18	35	11	27	38	33	2	0	0	0	4
	Nanaimo	BCHL	2	0	0	0	2	--	--	--	--	--
2017-18	Trail Smoke	BCHL	49	6	27	33	32	16	3	8	11	8
2018-19	UMass-Lowell	Hockey East	33	2	8	10	25	--	--	--	--	--
2019-20	UMass-Lowell	Hockey East	30	3	12	15	20	--	--	--	--	--
2020-21	UMass-Lowell	Hockey East	20	2	9	11	4	--	--	--	--	--
	Grand Rapids	AHL	4	0	1	1	2	--	--	--	--	--
2021-22	Grand Rapids	AHL	20	1	5	6	4	--	--	--	--	--
	Toledo	ECHL	5	0	1	1	2	--	--	--	--	--
GRIFFINS/AHL TOTALS			24	1	5	6	6	--	--	--	--	--
PRO TOTALS			29	1	6	7	8	--	--	--	--	--



#32 TYLER SPEZIA (SPEE-zhuh)

Center

Height: 5'10"

Weight: 175

Shoots: Left

Born: 6/7/93 in Clinton Township, Mich.

Drafted: Undrafted

Originally Acquired: Signed to a one-year contract, 7/1/19

SEASON HIGHS

Goals: 2, 3/11/22 GR vs. CLE


Assists: 2, Three times (MR:3/26/22 GR at BAK)

Points: 3, 1/5/22 GR vs. MIL

2021-22 Notes: Fourth season as a Griffin...Fourth year pro...Goal and an assist during the season opener on Oct. 15 against Rockford...Two-point (1-1--2) night on Nov. 19 against Texas...Set a new career high for points in a game with three (1-2--3) against Milwaukee on Jan. 5...Added his seventh goal of the season on Jan. 18 at Cleveland...Two-point night (1-1--2) against Ontario on Feb. 5...Picked up his 20th point of the season on an assist at Iowa on Feb. 10...Appeared in his 100th game in the AHL on Feb. 19 versus Rockford...Collected his 100th point in the AHL during a two-point night (1-1--2) on Feb. 20 at Rockford...Tied a career-high two goals on March 11 against Cleveland...Consecutive games with two assists from March 25-26 at Bakersfield...Played in his 200th game as a pro on April 9 at Toronto.

Career Notes: Re-signed to a one-year contract, 8/4/21...Notched a career-high nine points (6-3--9) and 18 penalty minutes with Grand Rapids in 2019-20...Helped lead the Toledo Walleye to their first trip to the 2019 Kelly Cup Finals after skating in all 24 postseason games and scoring 12 points...Contributed two points and skated in eight games while making his AHL debut with the Griffins in 2018-19...Two-time selection (2017, 2016) to the WCHA All-Academic Team...Scored a collegiate career-high 30 points as a junior at Bowling Green State and tied for second on the team in scoring.

Season	Team	League	Regular Season					Playoffs				
			GP	G	A	PTS	PIM	GP	G	A	PTS	PIM
2011-12	Port Huron	NAHL	2	1	0	1	0	--	--	--	--	--
2012-13	Port Huron	NAHL	14	9	11	20	12	5	0	0	0	2
	Dubuque	USHL	23	4	2	6	14	--	--	--	--	--
2013-14	Youngstown	USHL	58	10	12	22	73	--	--	--	--	--
2014-15	Bowling Green State	WCHA	32	6	2	8	6	--	--	--	--	--
2015-16	Bowling Green State	WCHA	41	10	8	18	10	--	--	--	--	--
2016-17	Bowling Green State	WCHA	41	8	22	30	53	--	--	--	--	--
2017-18	Bowling Green State	WCHA	33	10	6	16	34	--	--	--	--	--
2018-19	Toledo	ECHL	58	11	28	39	36	24	3	9	12	8
	Grand Rapids	AHL	8	1	1	2	0	--	--	--	--	--
2019-20	Toledo	ECHL	21	10	10	20	26	--	--	--	--	--
	Grand Rapids	AHL	22	6	3	9	18	--	--	--	--	--
2020-21	Grand Rapids	AHL	26	5	3	8	11	--	--	--	--	--
2021-22	Grand Rapids	AHL	74	13	22	36	24	--	--	--	--	--
GRIFFINS/AHL TOTALS			130	25	29	54	53	--	--	--	--	--
PRO TOTALS			209	46	67	113	115	24	3	9	12	8



#37 DONOVAN SEBRANGO *(sah-BRANG-go)*

Defenseman

Height: 6'2"

Weight: 195

Shoots: Left

Born: 1/12/02 in Ottawa, Ontario

Drafted: Detroit's 5th choice, 63rd overall, in 2020 NHL Entry Draft

Originally Acquired: Signed to an amateur tryout, 1/20/21

SEASON HIGHS

Goals: 1, 1/1/22 GR at MIL


Assists: 2, 11/19/21 GR at TEX

Points: 2, 11/19/21 GR at TEX

2021-22 Notes: Second season as a Griffin...Second year pro...Assigned by Detroit, 10/7/21...Earned his first assist of the season on Oct. 16 at Milwaukee...Two-point (0-2--2) game on Nov. 19 at Texas...Reassigned to Team Canada by Detroit, 12/10/21...Logged one goal and a plus-two rating in two games with Team Canada at the World Junior Championship...Reassigned by Detroit, 12/30/21...Registered his first AHL goal on Jan. 1 at Milwaukee...Skated in his 100th pro game on April 28 at Chicago at the age of 20.

Career Notes: Signed to a three-year entry-level contract by Detroit, 3/14/21...Appeared in 118 career OHL games from 2018-20, recording 56 points (13-43--56) and 87 penalty minutes...Made his North American pro debut with Grand Rapids on Feb. 11, 2021 in Chicago...Registered first AHL point on an assist at Rockford on March 3, 2021.

Season	Team	League	Regular Season					Playoffs				
			GP	G	A	PTS	PIM	GP	G	A	PTS	PIM
2017-18	Ottawa	CCHL	4	0	0	0	0	--	--	--	--	--
2018-19	Kitchener	OHL	62	7	19	26	54	4	0	0	0	2
2019-20	Kitchener	OHL	56	6	24	30	33	--	--	--	--	--
2020-21	HK Levice	Slovakia2	5	1	2	3	50	--	--	--	--	--
	Grand Rapids	AHL	31	0	4	4	18	--	--	--	--	--
2021-22	Grand Rapids	AHL	65	1	6	7	23	--	--	--	--	--
GRIFFINS/AHL TOTALS			96	1	10	11	41	--	--	--	--	--
PRO TOTALS			101	2	12	14	91	--	--	--	--	--



#38 HAYDEN VERBEEK

Left Wing

Height: 5'10"

Weight: 183

Shoots: Left

Born: 10/17/97 in Kingston, Ontario

Drafted: Undrafted

Originally Acquired: Assigned by Detroit, 4/11/21

SEASON HIGHS

Goals: 1, Twice (MR:11/5/21 GR at IA)


Assists: 1, 11/5/21 GR at IA

Points: 2, 11/5/21 GR at IA

2021-22 Notes: Second season as a Griffin...Fourth year pro...Skated in his 100th pro game on Oct. 16 at Milwaukee...Two-point (1-1--2) night on Nov. 5 at Iowa...On Feb. 20, he returned to the lineup for the first time since Nov. 25 due to an injury...Assigned to Toledo (ECHL) by Grand Rapids, 3/14/22...Recalled by Grand Rapids, 3/30/22...Appeared in his first Griffins game since Feb. 23 on April 1.

Career Notes: Signed to a one-year contract, 7/29/21...Enters 2021-22 with 12 points (5-7--12) over 69 career AHL games...Made AHL debut on Oct. 19, 2018 with Laval against Springfield...Recorded first pro point (0-1--1) against Belleville on Jan. 2, 2019...Bagged opening AHL goal on Feb. 18, 2019 at Belleville...Spent parts of five seasons with the OHL's Soo Greyhounds from 2013-18, logging 136 points (59-77--136), a plus-50 rating and 114 penalty minutes in 250 games.

Season	Team	League	Regular Season					Playoffs				
			GP	G	A	PTS	PIM	GP	G	A	PTS	PIM
2013-14	Chatham	GOJHL	35	8	19	27	45	12	1	1	2	12
	Sault Ste. Marie	OHL	5	0	0	0	0	--	--	--	--	--
2014-15	Sault Ste. Marie	OHL	51	4	6	10	12	14	0	5	5	17
2015-16	Sault Ste. Marie	OHL	63	14	20	34	33	9	1	3	4	2
2016-17	Sault Ste. Marie	OHL	64	11	20	31	31	11	2	2	4	8
2017-18	Sault Ste. Marie	OHL	67	30	31	61	38	11	4	3	7	10
2018-19	Laval	AHL	48	4	3	7	17	--	--	--	--	--
	Maine	ECHL	4	0	3	3	2	--	--	--	--	--
2019-20	Laval	AHL	6	0	0	0	2	--	--	--	--	--
	Adirondack	ECHL	21	5	14	19	4	--	--	--	--	--
2020-21	HC Banska Bystrica	Slovakia	4	2	0	2	0	--	--	--	--	--
	Laval	AHL	7	1	2	3	0	--	--	--	--	--
	Grand Rapids	AHL	8	0	2	2	2	--	--	--	--	--
2021-22	Grand Rapids	AHL	21	2	1	3	6	--	--	--	--	--
	Toledo	ECHL	6	2	2	4	2	--	--	--	--	--
GRIFFINS TOTALS			29	2	3	5	8	--	--	--	--	--
AHL TOTALS			90	7	8	15	27	--	--	--	--	--
PRO TOTALS			125	16	27	43	35	--	--	--	--	--



#40 WYATT NEWPOWER

Defenseman

Height: 6'3"

Weight: 207

Shoots: Right

Born: 12/9/97 in Hugo, Minn.

Drafted: Undrafted

Originally Acquired: Assigned by Detroit, 10/7/21

SEASON HIGHS

Goals: 1, Three times (MR:1/5/22 GR vs. MIL)

Assists: 1, Seven times (MR:4/20/22 GR at RFD)

Points: 2, 12/6/21 GR at CLE

2021-22 Notes: First season as a Griffin...Second year pro...Assigned by Detroit, 10/7/21...Appeared in his first game as a Griffin on Oct. 15 against Rockford...Earned his first point as a Griffins on an assist against Chicago on Nov. 17...Scored first goal as a Griffin on Nov. 24 at Milwaukee...First two-point (1-1-2) night as a Griffin on Dec. 6 at Cleveland...Points in consecutive games from Jan. 5-7...First game since Feb. 19 on March 26 due to rehabbing an injury.

Career Notes: Signed to a two-year entry-level contract by Detroit, 5/31/21...Skated in first AHL game on Feb. 12, 2021 against Rochester...Earned first AHL point, assist, and multi-point game on Feb. 22, 2021 at Rockford...Netted inaugural AHL goal on March 20, 2021 against Grand Rapids...Appeared in 114 collegiate games with UCONN and tallied 47 points (11-36-47)...In 2019-20, named the Hockey East Best Defensive Defenseman and earned a spot on the Hockey East Second All-Star Team.

Season	Team	League	Regular Season					Playoffs				
			GP	G	A	PTS	PIM	GP	G	A	PTS	PIM
2012-13	White Bear Lake High	MSHSL	25	2	6	8	12	3	0	0	0	0
2013-14	White Bear Lake High	MSHSL	25	2	14	16	12	2	0	1	1	6
2014-15	White Bear Lake High	MSHSL	25	6	22	28	16	2	0	1	1	0
2015-16	White Bear Lake High	MSHSL	25	8	12	20	39	2	0	1	1	0
	Team Northeast	UMHSEHL	19	3	6	9	24	3	2	3	5	2
2016-17	UCONN	Hockey East	31	2	3	5	28	--	--	--	--	--
2017-18	UCONN	Hockey East	15	3	3	6	6	--	--	--	--	--
2018-19	UCONN	Hockey East	34	3	11	14	14	--	--	--	--	--
2019-20	UCONN	Hockey East	34	3	19	22	20	--	--	--	--	--
2020-21	Cleveland	AHL	24	3	7	10	14	--	--	--	--	--
2021-22	Grand Rapids	AHL	55	3	7	10	54	--	--	--	--	--
GRIFFINS TOTALS			55	3	7	10	54	--	--	--	--	--
AHL/PRO TOTALS			79	6	14	20	68	--	--	--	--	--



#47 TRENTON BLISS

Left Wing

Height: 6'1"

Weight: 195

Shoots: Left

Born: 3/16/98 in Dallas, Texas

Drafted: Undrafted

Originally Acquired: Signed by Grand Rapids, 3/30/22

SEASON HIGHS

Goals: N/A


Assists: N/A

Points: N/A

2021-22 Notes: First season as a Griffin...First year pro...Signed by Grand Rapids, 3/30/22...Made his pro debut on April 1 against Texas.

Career Notes: Played four years of high school hockey in the state of Wisconsin with Appleton United...During his time in high school, he logged 174 points (91-83--174) in 90 outings...Had his best high school season in 2015-16 when he amassed 49 points (25-24--49) in 20 games...Named to the USHS All-USA Hockey Second Team in 2015-16...Went on to play two seasons of junior hockey in the USHL with Green Bay, scoring 56 times (21-35--56) in 85 contests...Competed in four campaigns with Michigan Tech University, totaling 107 points (42-65--107) in 138 games...Alternate captain for Michigan Tech in 2020-21...Ranked second on the team in points in 2021-22 with 50 (12-28--40) in 36 outings and paced the team with 28 assists...Helped lead No. 14 Michigan Tech to a NCAA Tournament appearance in 2021-22, losing 3-0 to Minnesota Duluth in the Regional Semifinal.

Season	Team	League	Regular Season					Playoffs				
			GP	G	A	PTS	PIM	GP	G	A	PTS	PIM
2012-13	Appleton	USHS-WI	24	15	12	27	34	3	3	0	3	0
2013-14	Appleton	USHS-WI	23	24	19	43	51	2	1	2	3	0
2014-15	Appleton	USHS-WI	23	27	28	55	61	4	2	4	6	4
	Team Wisconsin	UMHSEHL	3	0	0	0	0	--	--	--	--	--
2015-16	Appleton	USHS-WI	20	25	24	49	39	5	5	6	11	0
	Team Wisconsin	UMHSEHL	18	5	4	9	10	3	3	0	3	6
2016-17	Green Bay	USHL	24	0	1	1	10	--	--	--	--	--
	Coulee Region	NAHL	9	3	2	5	22	--	--	--	--	--
2017-18	Green Bay	USHL	60	21	34	55	55	2	0	0	0	0
2018-19	Michigan Tech	CCHA	34	6	9	15	10	--	--	--	--	--
2019-20	Michigan Tech	CCHA	39	12	15	27	35	--	--	--	--	--
2020-21	Michigan Tech	CCHA	29	12	13	25	27	--	--	--	--	--
2021-22	Michigan Tech	CCHA	36	12	28	40	26	--	--	--	--	--
	Grand Rapids	AHL	3	0	0	0	2	--	--	--	--	--
GRIFFINS/AHL/PRO TOTALS			3	0	0	0	2	--	--	--	--	--



#48 JONATAN BERGGREN (YAH-nah-thehn BER-grehn)

Right Wing

Height: 5'11"

Weight: 195

Shoots: Left

Born: 7/16/00 in Uppsala, Sweden

Drafted: Detroit's 3rd choice, 33rd overall, in 2018 NHL Entry Draft

Originally Acquired: Assigned by Detroit, 10/9/21

SEASON HIGHS

Goals: 2, Twice (MR:2/10/22 GR at IA)


Assists: 4, 1/18/22 GR at CLE

Points: 4, 1/18/22 GR at CLE

2021-22 Notes: First season as a Griffin... Fourth year pro... Assigned by Detroit, 10/9/21... Earned an assist during his Griffins/AHL debut on Oct. 15 against Rockford... Recorded his first AHL goal on Oct. 30 against Milwaukee during a two-point outing... Six-game point streak (3-4--7) from Oct. 30-Nov. 13... Two-goal game on Nov. 20 at Texas... Back-to-back two-point nights from Nov. 20-24... Fourth multi-point game on Dec. 4 versus Rockford... Three-game (1-3--4) point streak from Dec. 3-6... Fifth multi-point night of the season on Dec. 31 against Milwaukee... Four-game point streak (0-5--5) from Dec. 22-Jan. 8... Recorded the game-winner in overtime against Manitoba on Jan. 14... Amassed a career-high four assists in a 5-3 win at Cleveland on Jan. 18... Picked up his 20th assist of the season in his 36th game on Feb. 4 against Ontario... Potted two goals, including the overtime winner, at Iowa on Feb. 10... Multi-point night (1-1--2) and game-winner at Texas on Feb. 15... Earned his 100th point as a pro during a two-assist night at Ontario on March 22... Back-to-back games recording two assists from March 22-25... Picked up three assists on April 9 at Toronto... Recorded his 50th point of the season on April 10 at Toronto, becoming just the sixth rookie in Griffins' history to reach 50 points... Claimed the Griffins rookie single-season scoring title when he reached 60 points on April 24 at Chicago, a record previously held by Teemu Pulkkinen (2013-14) with 59 points... Eleven-game point streak (6-13--19) from April 6-30.

Career Notes: 45 points (12-33--45) in 49 games with Skelleftea AIK in the Swedish Hockey League... 33 assists notched a career high... Led Skelleftea in scoring and tied for sixth in the league... Became 13th player in SHL history to compile 40-plus points in a season at age 20 or younger, first since 2017-18... Made first pro playoff appearance and totaled four helpers in 12 outings.

Season	Team	League	Regular Season					Playoffs				
			GP	G	A	PTS	PIM	GP	G	A	PTS	PIM
2013-14	Enkopings SK U16	U16 Div.2	16	26	28	54	6	--	--	--	--	--
	Enkopings SK U16	U16 Div.1	7	4	8	12	2	--	--	--	--	--
	Enkopings SK J18	J18 Div.1	33	21	12	33	14	--	--	--	--	--
2014-15	Enkopings SK U16	U16 Div.1	2	1	0	1	0	--	--	--	--	--
	Enkopings SK J18	J18 Div.1	26	22	28	50	12	6	4	7	11	6
2015-16	Skelleftea AIK U16	U16 SM	6	6	7	13	6	--	--	--	--	--
	Skelleftea AIK J18	J18 Elit	17	10	11	21	8	--	--	--	--	--
	Skelleftea AIK J18	J18 Allsvenskan	17	6	10	16	2	2	0	0	0	0
2016-17	Skelleftea AIK J18	J18 Elit	8	6	5	11	12	--	--	--	--	--
	Skelleftea AIK J18	J18 Allsvenskan	7	2	6	8	45	6	6	3	9	4
	Skelleftea AIK J20	J20 SuperElit	29	6	6	12	8	--	--	--	--	--
2017-18	Skelleftea AIK J18	J18 Allsvenskan	1	0	1	1	0	--	--	--	--	--
	Skelleftea AIK J20	J20 SuperElit	38	18	39	57	34	3	1	4	5	4
	Skelleftea AIK	SHL	10	0	0	0	0	2	0	1	1	2
2018-19	Skelleftea AIK	SHL	16	0	3	3	4	--	--	--	--	--
2019-20	Skelleftea AIK	SHL	24	2	10	12	6	--	--	--	--	--
2020-21	Skelleftea AIK	SHL	49	12	33	45	18	12	0	4	4	2
2021-22	Grand Rapids	AHL	70	21	43	64	24	--	--	--	--	--
GRIFFINS/AHL TOTALS			70	21	43	64	24	--	--	--	--	--
PRO TOTALS			169	35	89	124	52	14	0	5	5	4



#51 KYLE CRISCUOLO *(krihs-KOHL-oh)*

Alternate Captain | Center

Height: 5'9"

Weight: 180

Shoots: Right

Born: 5/5/92 in Southampton, N.J.

Drafted: Undrafted

Originally Acquired: Signed to a one-year contract, 3/29/16

SEASON HIGHS

Goals: 2, 11/26/21 GR vs. CHI

Assists: 2, Twice (MR:1/1/22 GR at MIL)

Points: 3, Twice (MR:11/26/21 GR vs. CHI)

2021-22 Notes: Alternate captain... Fourth season as a Griffin... Sixth year pro... Assigned by Detroit, 10/26/21... Two-game point streak (1-1--2) to begin the season from Oct. 30-31... Two-point (1-1--2) outing on Nov. 20 at Texas... Three-point (1-2--3) night on Nov. 24 at Milwaukee... Back-to-back three-point nights from Nov. 24-26... Two-goal outing on Nov. 26 against Chicago... Recalled by Detroit, 11/29/21... Reassigned by Detroit, 12/2/21... Recalled by Detroit, 12/7/21... Reassigned by Detroit, 12/11/21... Recalled by Detroit, 12/15/21... Recorded his first NHL point on an assist on Dec. 18 against New Jersey... Reassigned by Detroit, 12/19/21... Recalled to Detroit's taxi squad, 12/26/21... Reassigned by Detroit, 12/31/21... Recorded two assists for the second time this year on Jan. 1 at Milwaukee... 10-game point streak (7-11--18) from Nov. 20-Jan. 5, which surpassed his previous career-high five-game point streak set back in 2017... Recalled by Detroit, 1/13/22... Reassigned by Detroit, 1/14/22... Two-point night (1-1--2) on Jan. 14 versus Manitoba... Recalled to Detroit's taxi squad, 1/22/22... Reassigned by Detroit, 1/23/22... Three-game assist streak (0-3--3) from Feb. 15-19... Recalled by Detroit, 4/2/22... Reassigned by Detroit, 4/4/22... Recalled by Detroit, 4/5/22... Reassigned by Detroit, 4/5/22... Recalled by Detroit, 4/6/22... Reassigned by Detroit, 4/7/22... Appeared in his 300th AHL game on April 9 at Toronto... Three-game goal streak from April 13-19... Four-game point streak (3-3--6) from April 13-20... Recalled by Detroit, 4/26/22... Reassigned by Detroit, 4/30/22.

Career Notes: Enters 2021-22 with 259 career pro hockey games with 138 points (57-81--138) and 96 penalty minutes... Made his NHL debut on Nov. 17, 2017 against Detroit... Made AHL debut on April 2, 2016 in Toronto... 2017 Calder Cup champion as a first-year pro with Grand Rapids... Logged first AHL point on an assist against Chicago on Oct. 14, 2016... Registered first AHL goal on Oct. 18, 2016 in Iowa... Amassed 113 points (53-60--113) and 46 penalty minutes in 124 games at Harvard from 2012-16.

Season	Team	League	Regular Season					Playoffs				
			GP	G	A	PTS	PIM	GP	G	A	PTS	PIM
2011-12	Sioux City	USHL	59	21	23	44	24	1	0	1	1	0
2012-13	Harvard	ECAC	22	6	7	13	4	--	--	--	--	--
2013-14	Harvard	ECAC	31	11	9	20	22	--	--	--	--	--
2014-15	Harvard	ECAC	37	17	31	48	12	--	--	--	--	--
2015-16	Harvard	ECAC	34	19	13	32	8	--	--	--	--	--
	Grand Rapids	AHL	4	0	0	0	0	--	--	--	--	--
2016-17	Grand Rapids	AHL	76	17	24	41	14	19	5	4	9	14
2017-18	Rochester	AHL	51	15	19	34	34	3	1	0	1	2
	Buffalo	NHL	9	0	0	0	4	--	--	--	--	--
2018-19	Rochester	AHL	43	6	14	20	14	3	0	0	0	0
2019-20	Lehigh Valley	AHL	40	8	16	24	14	--	--	--	--	--
	San Diego	AHL	7	0	0	0	0	--	--	--	--	--
2020-21	Grand Rapids	AHL	29	11	8	19	16	--	--	--	--	--
2021-22	Grand Rapids	AHL	57	15	24	39	18	--	--	--	--	--
	Detroit	NHL	6	0	2	2	2	--	--	--	--	--
NHL TOTALS			15	0	2	2	6	--	--	--	--	--
GRIFFINS TOTALS			166	43	56	99	48	19	5	4	9	14
AHL TOTALS			307	72	105	177	110	25	6	4	10	16
PRO TOTALS			322	72	107	179	116	25	6	4	10	16



#55 JOSH DICKINSON

Center

Height: 6'2"

Weight: 190

Shoots: Left

Born: 11/17/97 in Georgetown, Ontario

Drafted: Undrafted

Originally Acquired: Signed to PTO, 11/3/21

SEASON HIGHS

Goals: 1, Six times (MR:4/30/22 GR at CLE)


Assists: 2, 3/16/22 GR vs. TEX

Points: 3, 3/16/22 GR vs. TEX

2021-22 Notes: First season as a Griffin...Fourth year pro...Began the season in the ECHL with the Toledo Walleye...Signed to a PTO, 10/19/21...Made his Griffins debut on Oct. 24 at Manitoba...Released from PTO, 10/26/21...Signed to a PTO, 12/10/21...Recorded his first point as a Griffin on Dec. 10 at Manitoba...Released from PTO, 12/23/21...Signed to a PTO, 12/27/21...First goal as a Griffin on Dec. 31 versus Milwaukee...Snatched the game-winning goal against Iowa on Jan. 7...Released from PTO, 2/3/22...Signed to a PTO, 2/8/22...Career-high three points (1-2-3) on March 16 against Texas...Resigned to a PTO, 4/4/22...Tallied the shootout-winner in the 12th round on April 6 against Cleveland...Released from PTO, 5/1/22.

Career Notes: Made pro debut on April 6, 2018 with San Antonio against Cleveland...Has logged 48 games in the AHL between Grand Rapids, Colorado and San Antonio, totaling 14 points (2-12--14) and 16 penalty minutes...Has spent much of his career in the ECHL with Utah, Indy and Toledo...In the ECHL, he has amassed 95 points (35-60--95) and 55 penalty minutes in 98 outings...Won the OJHL Championship with Georgetown in 2016-17...Received the OHA Top Prospect Award in 2015-16...Spent one year of college at Clarkson Univ., registering 26 points (15-11--26) in 40 contests.

Season	Team	League	Regular Season					Playoffs				
			GP	G	A	PTS	PIM	GP	G	A	PTS	PIM
2014-15	Georgetown	OJHL	54	8	15	23	27	11	1	1	2	8
2015-16	Georgetown	OJHL	47	23	30	53	62	14	7	5	12	22
2016-17	Georgetown	OJHL	52	25	41	66	58	22	8	14	22	26
2017-18	Clarkson Univ.	ECACH	40	15	11	26	12	--	--	--	--	--
	San Antonio	AHL	5	0	2	2	2	--	--	--	--	--
2018-19	Colorado	AHL	21	1	3	4	4	--	--	--	--	--
	Utah	ECHL	31	8	21	29	25	5	3	4	7	0
2019-20	Colorado	AHL	14	1	5	6	4	--	--	--	--	--
	Utah	ECHL	29	16	14	30	16	--	--	--	--	--
2020-21	Colorado	AHL	7	0	2	2	6	--	--	--	--	--
	Utah	ECHL	8	1	2	3	2	--	--	--	--	--
	Indy	ECHL	14	1	7	8	4	4	0	0	0	0
2021-22	Toledo	ECHL	21	9	19	28	10	--	--	--	--	--
	Grand Rapids	AHL	48	6	7	13	20	--	--	--	--	--
GRIFFINS TOTALS			48	6	7	13	20	--	--	--	--	--
AHL TOTALS			95	8	19	27	36	--	--	--	--	--
PRO TOTALS			198	43	82	125	93	9	3	4	7	0



#65 DOMINIK SHINE

Alternate Captain | Right Wing

Height: 5'11"

Weight: 180

Shoots: Right

Born: 4/18/93 in Detroit, Mich.

Drafted: Undrafted

Originally Acquired: Signed to a one-year contract, 3/14/17

SEASON HIGHS

Goals: 2, Twice (MR:3/25/22 GR at BAK)

Assists: 2, 3/9/22 GR vs. CHI

Points: 2, Six times (MR:3/27/22 GR at ONT)

2020-21 Notes: Sixth season as a Griffin...Fifth year pro...Registered first goal of the season on Nov. 19 at Texas...Two-goal game on Nov. 24 at Milwaukee...Fourth goal of the season on Dec. 4 against Rockford...Three-game point streak (1-2--3) from Dec. 3-6...Two-point night (1-1--2) on Dec. 31 against Milwaukee...Three points (1-2--3) in two games from Dec. 31-Jan. 1...Season-high two assists on March 9 against Chicago...Fourth multi-point game of the season on March 16 against Texas...Two-goal outing on March 25 at Bakersfield...Career-high seven-game point streak (6-3--9) from March 16-27...Career-best four-game goal streak from March 22-27.

Career Notes: Re-signed to a one-year contract with Grand Rapids, 7/15/21...Logged a career-high 10 assists and 57 penalty minutes in 2019-20 with Grand Rapids...Recorded 16 points (8-8--16) in 58 games during his rookie season with Grand Rapids in 2017-18...Made his professional debut with the Griffins on March 19, 2017 at Milwaukee...Led the WCHA in goals with 20 in 2016-17 and was named an All-WCHA Third Team selection...Finished second on Northern Michigan in points in 2015-16 and was named to the All-WCHA Second Team.

Season	Team	League	Regular Season					Playoffs				
			GP	G	A	PTS	PIM	GP	G	A	PTS	PIM
2009-10	Lincoln	USHL	54	15	14	29	165	--	--	--	--	--
2010-11	Lincoln	USHL	52	12	16	28	158	2	0	0	0	0
2011-12	Lincoln	USHL	32	11	21	32	60	8	1	1	2	18
2012-13	Lincoln	USHL	50	26	19	45	120	5	1	2	3	4
2013-14	Northern Michigan	WCHA	38	6	11	17	43	--	--	--	--	--
2014-15	Northern Michigan	WCHA	26	7	13	20	24	--	--	--	--	--
2015-16	Northern Michigan	WCHA	34	15	15	30	88	--	--	--	--	--
2016-17	Northern Michigan	WCHA	33	20	10	30	30	--	--	--	--	--
	Grand Rapids	AHL	8	0	3	3	7	--	--	--	--	--
2017-18	Grand Rapids	AHL	58	8	8	16	54	5	0	0	0	2
2018-19	Grand Rapids	AHL	72	6	5	11	53	5	1	1	2	2
2019-20	Grand Rapids	AHL	50	4	10	14	57	--	--	--	--	--
2020-21	Grand Rapids	AHL	29	2	2	4	39	--	--	--	--	--
2021-22	Grand Rapids	AHL	71	17	15	32	141	--	--	--	--	--
GRIFFINS/AHL/PRO TOTALS			288	37	43	80	351	10	1	1	2	4



#71 JON MARTIN

Right Wing

Height: 6'2"

Weight: 215

Shoots: Right

Born: 8/23/95 in Winnipeg, Manitoba

Drafted: Undrafted

Originally Acquired: Signed to a one-year contract, 7/29/21

SEASON HIGHS

Goals: 1, Four times (MR:3/26/22 GR at BAK)


Assists: 2, Twice (MR:3/11/22 GR vs. CLE)

Points: 2, Twice (MR:3/11/22 GR vs. CLE)

2021-22 Notes: First season as a Griffin...Sixth year pro...Made his Griffins debut on Oct. 22 in his hometown of Winnipeg, Manitoba against the Moose...Secured his first point as a Griffin on an assist against Chicago on Nov. 17...Two-game point streak (0-2--2) from Nov. 19-20...Recorded first goal as a Griffin on Jan. 18 at Cleveland...Points (1-1--2) in consecutive games from Jan. 18-22...Picked up his second of the season on Feb. 2 against Toronto...Tied a career-high two points (0-2--2) on Feb. 26 against Bakersfield...Recorded his 100th point as a pro versus Bakersfield on Feb. 26...Second multi-point outing of the season on March 11 against Cleveland...Appeared in his 250th AHL game on March 25 in Bakersfield...Competed in his 300th pro game on April 15 against Iowa.

Career Notes: Signed to a one-year contract, 7/29/21...Netted a career-best 12 goals for Tucson in 2019-20...Compiled career highs in games (57), points (28) and assists (17) in 2018-19 with San Jose...Made his AHL debut with San Jose on March 26, 2016 against San Diego...Bagged first AHL point on a goal against Bakersfield on Dec. 17, 2016...Recorded opening AHL helper on Dec. 28, 2016 at Bakersfield...Amassed 141 points (73-68-141) in 316 regular season games at the junior level in the WHL with Kootenay and Swift from 2011-16.

Season	Team	League	Regular Season					Playoffs				
			GP	G	A	PTS	PIM	GP	G	A	PTS	PIM
2011-12	Kootenay	WHL	59	6	4	10	52	1	0	0	0	2
2012-13	Kootenay	WHL	68	9	7	16	97	5	0	0	0	10
2013-14	Kootenay	WHL	63	10	8	18	105	13	2	1	3	8
2014-15	Kootenay	WHL	56	7	17	24	86	6	0	2	2	2
2015-16	Kootenay	WHL	4	3	1	4	6	--	--	--	--	--
	Swift	WHL	66	38	31	69	74	--	--	--	--	--
2016-17	San Jose	AHL	8	0	0	0	2	3	0	0	0	0
	San Jose	AHL	26	2	3	5	23	--	--	--	--	--
	Allen	ECHL	7	2	2	4	12	--	--	--	--	--
2017-18	San Jose	AHL	53	4	7	11	54	1	0	0	0	0
2018-19	San Jose	AHL	57	11	17	28	85	4	3	0	3	12
2019-20	Tucson	AHL	56	12	6	18	36	--	--	--	--	--
2020-21	Lausitzer	DEL2	37	11	13	24	84	--	--	--	--	--
2021-22	Grand Rapids	AHL	60	4	12	16	51	--	--	--	--	--
GRIFFINS TOTALS			60	4	12	16	51	--	--	--	--	--
AHL TOTALS			260	33	45	78	251	8	3	0	3	12
PRO TOTALS			304	46	60	106	347	8	3	0	3	12



#79 KIRILL TYUTYAYEV *(kih-REEL too-TIE-yehv)*

Left Wing

Height: 5'10"

Weight: 177

Shoots: Left

Born: 8/8/00 in Yekaterinburg, Russia

Drafted: Detroit's 10th choice, 190th overall, in 2019 NHL Entry Draft

Originally Acquired: Signed to a one-year contract, 5/1/21

SEASON HIGHS

Goals: N/A


Assists: 2, 10/15/21 GR vs. RFD

Points: 2, 10/15/21 GR vs. RFD

2021-22 Notes: First season as a Griffin... Third year pro... Bagged two points (0-2--2) during his Griffins/AHL debut on Oct. 15 against Rockford.

Career Notes: Signed to a one-year contract, 5/1/21...2021 Belarus Champion with Yunost Minsk after totaling a professional career-high 32 points (11-21--32) in 43 outings...VHL Prospect of the Week on Feb. 10, 2020...2018 Russia U18 champion with Spartakovets Yekaterinburg...Point-per-game player in his first full MHL season (2018-19) by recording 60 points (14-41--60) in 60 contests...Highest-scoring player in Russia's U18 league after racking up 114 points (47-67--114), a plus-75 rating and 31 penalty minutes in just 31 games in 2017-18.

Season	Team	League	Regular Season					Playoffs				
			GP	G	A	PTS	PIM	GP	G	A	PTS	PIM
2015-16	Spartakovets	Russia U16	32	13	19	32	8	--	--	--	--	--
2016-17	Spartakovets	Russia U17	36	17	42	59	10	--	--	--	--	--
2017-18	Spartakovets	Russia U18	31	47	67	114	31	--	--	--	--	--
	Avto Yekaterinburg	MHL	2	1	0	1	0	--	--	--	--	--
2018-19	Avto Yekaterinburg	MHL	60	19	41	60	12	20	5	9	14	8
2019-20	Gornyak Uchaly	VHL	27	3	17	20	2	5	0	2	2	0
	Avto Yekaterinburg	MHL	6	2	6	8	6	5	1	2	3	6
2020-21	Yunost Minsk	Belarus	43	11	21	32	12	13	2	8	10	2
2021-22	Grand Rapids	AHL	9	0	3	3	4	--	--	--	--	--
GRIFFINS/AHL TOTALS			9	0	3	3	4	--	--	--	--	--
PRO TOTALS			79	14	41	55	18	18	2	10	12	2



#90 JOE VELENO *(veh-LEH-noh)*

Center

Height: 6'2"

Weight: 200

Shoots: Left

Born: 1/13/00 in Kirkland, Quebec

Drafted: Detroit's 2nd choice, 30th overall, in 2018 NHL Entry Draft

Originally Acquired: 2018 NHL Entry Draft

SEASON HIGHS

Goals: 2, 10/16/21 GR at MIL

Assists: 2, 2/5/22 GR vs. ONT

Points: 3, 2/5/22 GR vs. ONT

2021-22 Notes: Third season as a Griffin...Third year pro...Assigned by Detroit, 10/11/21...Tallied two goals on Oct. 16 at Milwaukee ... Recalled by Detroit, 10/30/21...Logged two points (1-1--2) during his season debut in the NHL on Oct. 30 at Toronto...Reassigned by Detroit, 11/7/21...Recalled by Detroit, 11/15/21...Secured second NHL goal of the season on Nov. 18 at Vegas...Amassed six points (4-2--6) in 31 outings with Detroit from Nov. 15-Feb. 2...Reassigned by Detroit, 2/3/22...Recorded a goal on Feb. 4 against Ontario, marking his first game with the Griffins since Nov. 13...Set a new career high with three points (1-2--3) on Feb. 5 against Ontario...Recalled by Detroit, 2/8/22...Reassigned by Detroit, 2/18/22...Season-high four-game point streak (3-4--7) from Feb. 4-20...Recalled by Detroit, 2/23/22...Reassigned by Detroit, 3/6/22...Recalled by Detroit, 3/7/22...Reassigned by Detroit, 3/21/22...Recalled by Detroit, 3/21/22...Reassigned by Detroit, 4/30/22.

Career Notes: Signed to a three-year entry-level contract by Detroit, 5/1/19...Made NHL debut with Detroit on April 27, 2021 in Columbus...Netted first NHL goal on May 7, 2021 at Columbus...Served as an alternate captain and won a gold medal for Team Canada at the U20 World Junior Championship, logging six points (1-5--6) in just as many contests...Made AHL debut on Oct. 5, 2019 in Chicago...Collected inaugural AHL goal and point on Oct. 25, 2019 and earned his first assist on Nov. 8, 2019...Named a 2019 QMJHL First Team All-Star and was a finalist for the league's MVP after finishing fourth in the league with 104 points in 59 games for Drummondville...Helped the Saint John Sea Dogs win the QMJHL President Cup in 2017...Served as captain for Canada at the 2017 Ivan Hlinka Memorial Tournament and helped the team win gold.

Season	Team	League	Regular Season					Playoffs				
			GP	G	A	PTS	PIM	GP	G	A	PTS	PIM
2015-16	Saint John	QMJHL	62	13	30	43	21	17	6	1	7	8
2016-17	Saint John	QMJHL	45	13	27	40	18	18	8	3	11	4
2017-18	Saint John	QMJHL	31	6	25	31	26	--	--	--	--	--
	Drummondville	QMJHL	33	16	32	48	22	10	5	6	11	10
2018-19	Drummondville	QMJHL	59	42	62	104	19	16	8	9	17	12
2019-20	Grand Rapids	AHL	54	11	12	23	18	--	--	--	--	--
2020-21	Malmo	SHL	46	11	9	20	20	--	--	--	--	--
	Detroit	NHL	5	1	0	1	4	--	--	--	--	--
	Grand Rapids	AHL	4	1	2	3	4	--	--	--	--	--
2021-22	Grand Rapids	AHL	11	6	4	10	4	--	--	--	--	--
	Detroit	NHL	66	8	7	15	22	--	--	--	--	--
NHL TOTALS			71	9	7	16	26	--	--	--	--	--
GRIFFINS/AHL TOTALS			69	18	18	36	26	--	--	--	--	--
PRO TOTALS			186	38	34	72	72	--	--	--	--	--

LeagueStat.com Daily Report for the AHL

Generated 2022-05-03 9:29 am

Division Standings

EASTERN CONFERENCE																		
ATLANTIC	GP	GR	W	L	OTL	SOL	PTS	PCT	GF	GA	PIM	RW	ROW	HOME	ROAD	LAST TEN	STREAK	S/O
1. y Charlotte	72	0	42	24	5	1	90	0.625	234	197	862	36	38	22-9-5-0	20-15-0-1	7-1-1-1	2-0-0-1	4-1
2. x Springfield	76	0	43	24	6	3	95	0.625	233	221	864	31	39	26-10-2-0	17-14-4-3	6-2-1-1	4-0-0-0	4-3
3. x Providence	72	0	36	25	5	6	83	0.576	199	192	898	27	32	20-14-2-0	16-11-3-6	4-5-1-0	0-5-1-0	4-6
4. x Wilkes-Barre/Scranton	76	0	35	33	4	4	78	0.513	209	225	862	26	34	22-12-3-1	13-21-1-3	4-6-0-0	0-4-0-0	1-4
5. x Hershey	76	0	34	32	6	4	78	0.513	202	209	911	23	33	21-12-2-3	13-20-4-1	3-6-1-0	0-2-0-0	1-4
6. x Bridgeport	72	0	31	30	7	4	73	0.507	213	226	816	24	29	18-14-2-2	13-16-5-2	4-5-1-0	0-1-0-0	2-4
7. Hartford	72	0	32	32	6	2	72	0.500	205	225	749	23	26	20-13-2-1	12-19-4-1	3-6-1-0	2-0-0-0	6-2
8. Lehigh Valley	76	0	29	32	10	5	73	0.480	195	239	805	25	27	16-13-6-3	13-19-4-2	3-3-3-1	1-0-0-0	2-5
NORTH	GP	GR	W	L	OTL	SOL	PTS	PCT	GF	GA	PIM	RW	ROW	HOME	ROAD	LAST TEN	STREAK	S/O
1. y Utica	72	0	43	20	8	1	95	0.660	246	206	812	35	41	23-8-4-1	20-12-4-0	4-4-2-0	1-0-0-0	2-1
2. x Syracuse	76	0	41	26	7	2	91	0.599	242	229	880	32	40	24-11-1-2	17-15-6-0	8-2-0-0	0-1-0-0	1-2
3. x Laval	72	0	39	26	5	2	85	0.590	246	231	871	31	37	24-8-3-1	15-18-2-1	5-3-2-0	2-0-1-0	2-2
4. x Belleville	72	0	40	28	4	0	84	0.583	219	218	902	30	35	19-15-2-0	21-13-2-0	7-3-0-0	2-0-0-0	5-0
5. x Rochester	76	0	37	29	7	3	84	0.553	254	270	942	27	34	20-13-3-2	17-16-4-1	5-3-2-0	1-0-0-0	3-3
6. Toronto	72	0	37	30	4	1	79	0.549	243	244	924	25	34	18-15-2-1	19-15-2-0	4-5-1-0	0-1-1-0	3-1
7. Cleveland	76	0	28	35	8	5	69	0.454	207	262	1002	18	26	13-20-4-1	15-15-4-4	4-6-0-0	0-1-0-0	2-5
WESTERN CONFERENCE																		
CENTRAL	GP	GR	W	L	OTL	SOL	PTS	PCT	GF	GA	PIM	RW	ROW	HOME	ROAD	LAST TEN	STREAK	S/O
1. y Chicago	76	0	50	16	5	5	110	0.724	261	194	891	43	49	25-7-3-3	25-9-2-2	7-3-0-0	3-0-0-0	1-5
2. x Manitoba	72	0	41	24	5	2	89	0.618	228	204	847	30	35	25-9-0-2	16-15-5-0	5-4-1-0	2-0-0-0	6-2
3. x Milwaukee	76	0	39	28	5	4	87	0.572	229	228	1023	29	36	20-13-4-1	19-15-1-3	6-3-1-0	1-0-0-0	3-4
4. x Rockford	72	0	37	30	4	1	79	0.549	223	221	939	28	30	18-16-2-0	19-14-2-1	5-5-0-0	0-2-0-0	7-1
5. x Texas	72	0	32	28	6	6	76	0.528	219	230	897	26	30	15-15-3-3	17-13-3-3	5-4-0-1	4-0-0-0	2-6
6. Iowa	72	0	32	31	4	5	73	0.507	202	209	1085	23	30	17-14-2-3	15-17-2-2	5-4-0-1	0-1-0-0	2-5
7. Grand Rapids	76	0	33	35	6	2	74	0.487	209	240	828	23	31	17-16-4-1	16-19-2-1	5-5-0-0	1-0-0-0	2-2
PACIFIC	GP	GR	W	L	OTL	SOL	PTS	PCT	GF	GA	PIM	RW	ROW	HOME	ROAD	LAST TEN	STREAK	S/O
1. y Stockton	68	0	45	16	5	2	97	0.713	242	185	910	33	39	24-5-5-0	21-11-0-2	4-4-1-1	0-1-0-0	6-2
2. x Ontario	68	0	41	18	5	4	91	0.669	259	219	892	32	39	23-5-4-2	18-13-1-2	5-3-1-1	0-3-0-0	2-4
3. x Colorado	68	0	39	22	4	3	85	0.625	244	207	815	31	34	21-12-1-0	18-10-3-3	7-3-0-0	2-0-0-0	5-3
4. x Bakersfield	68	0	37	21	5	5	84	0.618	225	192	843	32	37	21-9-2-2	16-12-3-3	7-3-0-0	1-0-0-0	0-5
5. x Abbotsford	68	0	39	23	5	1	84	0.618	230	200	941	30	37	20-9-4-1	19-14-1-0	8-2-0-0	0-2-0-0	2-1
6. x Henderson	68	0	35	28	4	1	75	0.551	209	203	966	26	31	20-12-2-0	15-16-2-1	8-1-1-0	8-0-1-0	4-1
7. x San Diego	68	0	28	33	4	3	63	0.463	197	223	1015	27	27	17-14-3-0	11-19-1-3	1-6-1-2	0-2-0-1	1-3
8. Tucson	68	0	23	39	5	1	52	0.382	182	268	1033	17	20	14-17-2-1	9-22-3-0	3-7-0-0	2-0-0-0	3-1
9. San Jose	68	0	20	42	4	2	46	0.338	202	291	973	17	18	9-22-2-1	11-20-2-1	0-8-2-0	0-13-2-0	2-2

Monday's Results

Bridgeport 2 at Providence 1 (OT)

Tuesday's Games

Abbotsford at Bakersfield - 7:00 PM PDT

Wednesday's Games

Providence at Bridgeport - 7:00 PM EDT
 Belleville at Rochester - 7:05 PM EDT
 Texas at Rockford - 7:00 PM CDT
 Henderson at Colorado - 7:05 PM MDT
 Abbotsford at Bakersfield - 7:00 PM PDT
 San Diego at Ontario - 7:00 PM PDT

Last Weeks Games

TUE, APRIL 26
Springfield 5 at Lehigh Valley 0
Texas 4 at Manitoba 2
Bakersfield 2 at Abbotsford 4
Stockton 4 at San Diego 1

WED, APRIL 27
Rockford 6 at Iowa 1
Toronto 5 at Laval 4 (OT)
Providence 1 at Syracuse 2 (OT)
Cleveland 6 at Lehigh Valley 1

THU, APRIL 28
Toronto 4 at Laval 5 (OT)
Grand Rapids 3 at Chicago 6
Abbotsford 1 at Manitoba 7
San Diego 2 at Tucson 6

FRI, APRIL 29
Wilkes-Barre/Scranton 1 at Syracuse 4
Springfield 3 at Providence 0
Utica 1 at Rochester 8
Rockford 2 at Milwaukee 3
San Diego 2 at Tucson 3 (SO)

SAT, APRIL 30
Toronto 2 at Belleville 5
Abbotsford 0 at Manitoba 6
Grand Rapids 5 at Cleveland 2
Chicago 3 at Rockford 2
Laval 5 at Syracuse 1
Wilkes-Barre/Scranton 0 at Lehigh Valley 3
Utica 4 at Providence 2
Stockton 1 at Bakersfield 3
Ontario 0 at Henderson 4

SUN, MAY 1
No games scheduled.

MON, MAY 2
Bridgeport 2 at Providence 1 (OT)

This Week's Games

TUE, MAY 3
Abbotsford at Bakersfield - 7:00 PM PDT

WED, MAY 4
Providence at Bridgeport - 7:00 PM EDT
Belleville at Rochester - 7:05 PM EDT
Texas at Rockford - 7:00 PM CDT
Henderson at Colorado - 7:05 PM MDT
Abbotsford at Bakersfield - 7:00 PM PDT
San Diego at Ontario - 7:00 PM PDT

THU, MAY 5
San Diego at Ontario - 7:00 PM PDT

FRI, MAY 6
Rochester at Belleville - 7:00 PM EDT
Laval at Syracuse - 7:00 PM EDT
Bridgeport at Providence - 7:05 PM EDT
Hershey at Wilkes-Barre/Scranton - 7:05 PM EDT
Manitoba at Milwaukee - 7:00 PM CDT
Texas at Rockford - 7:00 PM CDT
Henderson at Colorado - 7:05 PM MDT

SAT, MAY 7
Manitoba at Milwaukee - 6:00 PM CDT
Texas at Rockford - 6:00 PM CDT
Laval at Syracuse - 7:00 PM EDT
Henderson at Colorado - 7:05 PM MDT

SUN, MAY 8
Rochester at Belleville - 3:00 PM EDT
Wilkes-Barre/Scranton at Hershey - 5:00 PM EDT

MON, MAY 9
Hershey at Wilkes-Barre/Scranton - 7:05 PM EDT
Abbotsford at Bakersfield - 7:00 PM PDT
San Diego at Ontario - 7:00 PM PDT

Conference Standings

EASTERN CONFERENCE	GP	GR	W	L	OTL	SOL	PTS	PCT	GF	GA	PIM	RW	ROW	HOME	ROAD	LAST TEN	STREAK	S/O
1. y Utica	72	0	43	20	8	1	95	0.660	246	206	812	35	41	23-8-4-1	20-12-4-0	4-4-2-0	1-0-0-0	2-1
2. y Charlotte	72	0	42	24	5	1	90	0.625	234	197	862	36	38	22-9-5-0	20-15-0-1	7-1-1-1	2-0-0-1	4-1
3. x Springfield	76	0	43	24	6	3	95	0.625	233	221	864	31	39	26-10-2-0	17-14-4-3	6-2-1-1	4-0-0-0	4-3
4. x Syracuse	76	0	41	26	7	2	91	0.599	242	229	880	32	40	24-11-1-2	17-15-6-0	8-2-0-0	0-1-0-0	1-2
5. x Laval	72	0	39	26	5	2	85	0.590	246	231	871	31	37	24-8-3-1	15-18-2-1	5-3-2-0	2-0-1-0	2-2
6. x Belleville	72	0	40	28	4	0	84	0.583	219	218	902	30	35	19-15-2-0	21-13-2-0	7-3-0-0	2-0-0-0	5-0
7. x Providence	72	0	36	25	5	6	83	0.576	199	192	898	27	32	20-14-2-0	16-11-3-6	4-5-1-0	0-5-1-0	4-6
8. x Rochester	76	0	37	29	7	3	84	0.553	254	270	942	27	34	20-13-3-2	17-16-4-1	5-3-2-0	1-0-0-0	3-3
9. Toronto	72	0	37	30	4	1	79	0.549	243	244	924	25	34	18-15-2-1	19-15-2-0	4-5-1-0	0-1-1-0	3-1
10. x Wilkes-Barre/Scranton	76	0	35	33	4	4	78	0.513	209	225	862	26	34	22-12-3-1	13-21-1-3	4-6-0-0	0-4-0-0	1-4
11. x Hershey	76	0	34	32	6	4	78	0.513	202	209	911	23	33	21-12-2-3	13-20-4-1	3-6-1-0	0-2-0-0	1-4
12. x Bridgeport	72	0	31	30	7	4	73	0.507	213	226	816	24	29	18-14-2-2	13-16-5-2	4-5-1-0	0-1-0-0	2-4
13. Hartford	72	0	32	32	6	2	72	0.500	205	225	749	23	26	20-13-2-1	12-19-4-1	3-6-1-0	2-0-0-0	6-2
14. Lehigh Valley	76	0	29	32	10	5	73	0.480	195	239	805	25	27	16-13-6-3	13-19-4-2	3-3-3-1	1-0-0-0	2-5
15. Cleveland	76	0	28	35	8	5	69	0.454	207	262	1002	18	26	13-20-4-1	15-15-4-4	4-6-0-0	0-1-0-0	2-5
WESTERN CONFERENCE	GP	GR	W	L	OTL	SOL	PTS	PCT	GF	GA	PIM	RW	ROW	HOME	ROAD	LAST TEN	STREAK	S/O
1. y Chicago	76	0	50	16	5	5	110	0.724	261	194	891	43	49	25-7-3-3	25-9-2-2	7-3-0-0	3-0-0-0	1-5
2. y Stockton	68	0	45	16	5	2	97	0.713	242	185	910	33	39	24-5-5-0	21-11-0-2	4-4-1-1	0-1-0-0	6-2
3. x Ontario	68	0	41	18	5	4	91	0.669	259	219	892	32	39	23-5-4-2	18-13-1-2	5-3-1-1	0-3-0-0	2-4
4. x Colorado	68	0	39	22	4	3	85	0.625	244	207	815	31	34	21-12-1-0	18-10-3-3	7-3-0-0	2-0-0-0	5-3
5. x Manitoba	72	0	41	24	5	2	89	0.618	228	204	847	30	35	25-9-0-2	16-15-5-0	5-4-1-0	2-0-0-0	6-2
6. x Bakersfield	68	0	37	21	5	5	84	0.618	225	192	843	32	37	21-9-2-2	16-12-3-3	7-3-0-0	1-0-0-0	0-5
7. x Abbotsford	68	0	39	23	5	1	84	0.618	230	200	941	30	37	20-9-4-1	19-14-1-0	8-2-0-0	0-2-0-0	2-1
8. x Milwaukee	76	0	39	28	5	4	87	0.572	229	228	1023	29	36	20-13-4-1	19-15-1-3	6-3-1-0	1-0-0-0	3-4
9. x Henderson	68	0	35	28	4	1	75	0.551	209	203	966	26	31	20-12-2-0	15-16-2-1	8-1-1-0	8-0-1-0	4-1
10. x Rockford	72	0	37	30	4	1	79	0.549	223	221	939	28	30	18-16-2-0	19-14-2-1	5-5-0-0	0-2-0-0	7-1
11. x Texas	72	0	32	28	6	6	76	0.528	219	230	897	26	30	15-15-3-3	17-13-3-3	5-4-0-1	4-0-0-0	2-6
12. Iowa	72	0	32	31	4	5	73	0.507	202	209	1085	23	30	17-14-2-3	15-17-2-2	5-4-0-1	0-1-0-0	2-5
13. Grand Rapids	76	0	33	35	6	2	74	0.487	209	240	828	23	31	17-16-4-1	16-19-2-1	5-5-0-0	1-0-0-0	2-2
14. x San Diego	68	0	28	33	4	3	63	0.463	197	223	1015	27	27	17-14-3-0	11-19-1-3	1-6-1-2	0-2-0-1	1-3
15. Tucson	68	0	23	39	5	1	52	0.382	182	268	1033	17	20	14-17-2-1	9-22-3-0	3-7-0-0	2-0-0-0	3-1
16. San Jose	68	0	20	42	4	2	46	0.338	202	291	973	17	18	9-22-2-1	11-20-2-1	0-8-2-0	0-13-2-0	2-2

League Standings

	GP	GR	W	L	OTL	SOL	PTS	PCT	GF	GA	PIM	RW	ROW	HOME	ROAD	LAST TEN	STREAK	S/O
1. y Chicago	76	0	50	16	5	5	110	0.724	261	194	891	43	49	25-7-3-3	25-9-2-2	7-3-0-0	3-0-0-0	1-5
2. y Stockton	68	0	45	16	5	2	97	0.713	242	185	910	33	39	24-5-5-0	21-11-0-2	4-4-1-1	0-1-0-0	6-2
3. x Ontario	68	0	41	18	5	4	91	0.669	259	219	892	32	39	23-5-4-2	18-13-1-2	5-3-1-1	0-3-0-0	2-4
4. y Utica	72	0	43	20	8	1	95	0.660	246	206	812	35	41	23-8-4-1	20-12-4-0	4-4-2-0	1-0-0-0	2-1
5. y Charlotte	72	0	42	24	5	1	90	0.625	234	197	862	36	38	22-9-5-0	20-15-0-1	7-1-1-1	2-0-0-1	4-1
6. x Colorado	68	0	39	22	4	3	85	0.625	244	207	815	31	34	21-12-1-0	18-10-3-3	7-3-0-0	2-0-0-0	5-3
7. x Springfield	76	0	43	24	6	3	95	0.625	233	221	864	31	39	26-10-2-0	17-14-4-3	6-2-1-1	4-0-0-0	4-3
8. x Manitoba	72	0	41	24	5	2	89	0.618	228	204	847	30	35	25-9-0-2	16-15-5-0	5-4-1-0	2-0-0-0	6-2
9. x Bakersfield	68	0	37	21	5	5	84	0.618	225	192	843	32	37	21-9-2-2	16-12-3-3	7-3-0-0	1-0-0-0	0-5
10. x Abbotsford	68	0	39	23	5	1	84	0.618	230	200	941	30	37	20-9-4-1	19-14-1-0	8-2-0-0	0-2-0-0	2-1
11. x Syracuse	76	0	41	26	7	2	91	0.599	242	229	880	32	40	24-11-1-2	17-15-6-0	8-2-0-0	0-1-0-0	1-2
12. x Laval	72	0	39	26	5	2	85	0.590	246	231	871	31	37	24-8-3-1	15-18-2-1	5-3-2-0	2-0-1-0	2-2
13. x Belleville	72	0	40	28	4	0	84	0.583	219	218	902	30	35	19-15-2-0	21-13-2-0	7-3-0-0	2-0-0-0	5-0
14. x Providence	72	0	36	25	5	6	83	0.576	199	192	898	27	32	20-14-2-0	16-11-3-6	4-5-1-0	0-5-1-0	4-6
15. x Milwaukee	76	0	39	28	5	4	87	0.572	229	228	1023	29	36	20-13-4-1	19-15-1-3	6-3-1-0	1-0-0-0	3-4
16. x Rochester	76	0	37	29	7	3	84	0.553	254	270	942	27	34	20-13-3-2	17-16-4-1	5-3-2-0	1-0-0-0	3-3
17. x Henderson	68	0	35	28	4	1	75	0.551	209	203	966	26	31	20-12-2-0	15-16-2-1	8-1-1-0	8-0-1-0	4-1
18. x Rockford	72	0	37	30	4	1	79	0.549	223	221	939	28	30	18-16-2-0	19-14-2-1	5-5-0-0	0-2-0-0	7-1
19. Toronto	72	0	37	30	4	1	79	0.549	243	244	924	25	34	18-15-2-1	19-15-2-0	4-5-1-0	0-1-1-0	3-1
20. x Texas	72	0	32	28	6	6	76	0.528	219	230	897	26	30	15-15-3-3	17-13-3-3	5-4-0-1	4-0-0-0	2-6
21. x Wilkes-Barre/Scranton	76	0	35	33	4	4	78	0.513	209	225	862	26	34	22-12-3-1	13-21-1-3	4-6-0-0	0-4-0-0	1-4
22. x Hershey	76	0	34	32	6	4	78	0.513	202	209	911	23	33	21-12-2-3	13-20-4-1	3-6-1-0	0-2-0-0	1-4
23. x Bridgeport	72	0	31	30	7	4	73	0.507	213	226	816	24	29	18-14-2-2	13-16-5-2	4-5-1-0	0-1-0-0	2-4
24. Iowa	72	0	32	31	4	5	73	0.507	202	209	1085	23	30	17-14-2-3	15-17-2-2	5-4-0-1	0-1-0-0	2-5
25. Hartford	72	0	32	32	6	2	72	0.500	205	225	749	23	26	20-13-2-1	12-19-4-1	3-6-1-0	2-0-0-0	6-2
26. Grand Rapids	76	0	33	35	6	2	74	0.487	209	240	828	23	31	17-16-4-1	16-19-2-1	5-5-0-0	1-0-0-0	2-2
27. Lehigh Valley	76	0	29	32	10	5	73	0.480	195	239	805	25	27	16-13-6-3	13-19-4-2	3-3-3-1	1-0-0-0	2-5
28. x San Diego	68	0	28	33	4	3	63	0.463	197	223	1015	27	27	17-14-3-0	11-19-1-3	1-6-1-2	0-2-0-1	1-3
29. Cleveland	76	0	28	35	8	5	69	0.454	207	262	1002	18	26	13-20-4-1	15-15-4-4	4-6-0-0	0-1-0-0	2-5
30. Tucson	68	0	23	39	5	1	52	0.382	182	268	1033	17	20	14-17-2-1	9-22-3-0	3-7-0-0	2-0-0-0	3-1
31. San Jose	68	0	20	42	4	2	46	0.338	202	291	973	17	18	9-22-2-1	11-20-2-1	0-8-2-0	0-13-2-0	2-2

Overall Leaders

#	POINTS	TEAM	GP	G	A	PTS
1	Andrew Poturalski	CHI	71	28	73	101
2	T.J. Tynan	ONT	62	14	84	98
3	Stefan Noesen	CHI	70	48	37	85
4	Seth Griffith	BAK	64	30	50	80
5	Kiefer Sherwood	COL	57	36	39	75
6	Martin Frk	ONT	58	40	33	73
7	Dylan Sikura	COL	60	33	40	73
8	Sheldon Rempal	ABB	55	33	36	69
9	Matthew Phillips	STK	65	31	37	68
10	* JJ Peterka	ROC	70	28	40	68
11	Jordan Gross	COL	61	10	55	65
12	* Jonatan Berggren	GR	70	21	43	64
13	Sam Anas	SPR	75	20	44	64
14	Alex Barré-Boulet	SYR	58	16	47	63
15	Sheldon Dries	ABB	54	35	27	62
16	Gabriel Dumont	SYR	75	30	32	62
17	* Jakob Pelletier	STK	66	27	35	62
18	Cody Glass	MIL	66	14	48	62
19	Chris Terry	BRI	61	30	31	61
20	* Jack Quinn	ROC	45	26	35	61

#	GOALS	TEAM	GP	G
1	Stefan Noesen	CHI	70	48
2	Martin Frk	ONT	58	40
3	Kiefer Sherwood	COL	57	36
4	Sheldon Dries	ABB	54	35
	several tied at			33

#	ASSISTS	TEAM	GP	A
1	T.J. Tynan	ONT	62	84
2	Andrew Poturalski	CHI	71	73
3	Jordan Gross	COL	61	55
4	Seth Griffith	BAK	64	50
5	Cody Glass	MIL	66	48

#	PENALTY MINUTES	TEAM	GP	PIM
1	x Bokondji Imama	TUC	54	178
2	Cody McLeod	IA	59	141
3	Dominik Shine	GR	71	141
4	* Montana Onyebuchi	SJ	46	137
5	Hunter Drew	SD	64	134

#	MINOR PENALTIES	TEAM	MINORS
1	Brett Seney	TOR	38
2	Tyler Tucker	SPR	37
3	Ben Jones	HSK	37
	several tied at		35

#	MAJOR PENALTIES	TEAM	MAJORS
1	x Bokondji Imama	TUC	12
2	Richard Clune	TOR	12
3	Cody McLeod	IA	11
4	* Montana Onyebuchi	SJ	11
	several tied at		10

#	POWER-PLAY GOALS	TEAM	PPG
1	Sheldon Dries	ABB	18
2	Riley Barber	GR	15
3	Martin Frk	ONT	15
4	Sheldon Rempal	ABB	14
	several tied at		13

#	SHORTHANDED GOALS	TEAM	SHG
1	John Stevens	ABB	6
2	Joey Anderson	TOR	5
3	Josh Melnick	TEX	5
	several tied at		4

#	POWER-PLAY ASSISTS	TEAM	PPA
1	T.J. Tynan	ONT	46
2	Andrew Poturalski	CHI	29
3	Jordan Gross	COL	26
4	Joseph Duszak	TOR	25
5	* x Jordan Spence	ONT	24

#	SHORTHANDED ASSISTS	TEAM	SHA
1	Cale Fleury	CLT	4
	several tied at		3

#	POWER-PLAY POINTS	TEAM	PP PTS
1	T.J. Tynan	ONT	49
2	Andrew Poturalski	CHI	41
3	Seth Griffith	BAK	33
4	Dylan Sikura	COL	32
	several tied at		29

#	SHORTHANDED POINTS	TEAM	SH PTS
1	John Stevens	ABB	7
2	A.J. Greer	UTI	6
3	Stefan Noesen	CHI	6
	several tied at		5

#	SHOTS	TEAM	SHOTS
1	Stefan Noesen	CHI	254
2	Anthony Greco	HFD	248
3	Kiefer Sherwood	COL	240
4	Sam Anas	SPR	230
5	* JJ Peterka	ROC	223

#	SHOOTING %	TEAM	GOALS	SHOTS	PCT
1	* x Scott Reedy	SJ	18	64	28.1
2	Sean Malone	ROC	20	74	27.0
3	Seth Griffith	BAK	30	122	24.6
4	Sheldon Dries	ABB	35	143	24.5
5	* Eduards Tralmaks	PRO	14	58	24.1

Shooting % - Minimum of 34 shots.

#	SHOOTOUT GOALS	TEAM	SOG
1	Justin Kirkland	STK	7
2	Jake Lucchini	BEL	4

#	SHOOTOUT %	TEAM	SO G	SO ATT	SO PCT
	several tied at				100.0

Shootout % - Minimum of 2 attempts.

3	x Tim Gettinger	HFD	4
4	* Michal Tepy	RFD	4
5	Anthony Louis	TEX	4

#	GAME-WINNING GOALS	TEAM	GWG
1	Stefan Noesen	CHI	13
2	Adam Cracknell	BAK	8
3	Jeff Malott	MB	8
4	* Jakob Pelletier	STK	8
5	Jean-Sébastien Dea	LAV	8

#	PLUS-MINUS	TEAM	+/-
1	Vincent Desharnais	BAK	36
2	Stefan Noesen	CHI	35
3	Rafaël Harvey-Pinard	LAV	29
4	* Tory Dello	LAV	28
5	Spencer Smallman	CHI	27

#	SO-WINNING GOALS	TEAM	SOGW
1	x Tim Gettinger	HFD	4
2	Justin Kirkland	STK	3
	several tied at		2

x - inactive, * - rookie

Goaltending Leaders

(Based on 1440 or more minutes)

#	TEAM	GP	MINS	W	L	OT	EN	SO	GA	GAA	SOGP	SOW	SOL	SOGA	SOA	SO%	SA	SVS	SV%	
1	Troy Grosenick	PRO	30	1650:38	16	6	4	3	3	55	2.00	4	2	2	4	16	0.750	821	766	0.933
2	Alex Lyon	CHI	30	1665:16	18	7	3	4	3	60	2.16	2	1	1	7	0.857	678	618	0.912	
3	Charlie Lindgren	SPR	34	1979:19	24	7	1	7	3	73	2.21	3	3	0	1	10	0.900	972	899	0.925
4	Stuart Skinner	BAK	35	2088:10	22	7	5	5	5	77	2.21	2	0	2	4	9	0.556	963	886	0.920
5	Joey Daccord	CLT	34	1917:49	19	11	2	4	0	73	2.28	3	3	0	3	18	0.833	970	897	0.925
6	Max Lagace	SYR	36	1976:51	23	9	2	9	4	76	2.31	1	0	1	2	2	0.000	842	766	0.910
7	Kevin Poulin	LAV	30	1746:51	18	8	3	9	2	68	2.34	2	2	0	3	14	0.786	850	782	0.920
8	* Dustin Wolf	STK	47	2809:37	33	9	4	2	0	110	2.35	4	3	1	4	11	0.636	1451	1341	0.924
9	Pheonix Copley	HER	35	2114:09	18	12	5	7	2	84	2.38	3	1	2	3	8	0.625	966	882	0.913
10	Mikhail Berdin	MB	32	1878:09	19	10	2	3	4	75	2.40	2	1	1	7	15	0.533	765	690	0.902
11	Spencer Martin	ABB	25	1506:15	19	4	2	4	3	61	2.43	0	0	0	0	0	0.000	712	651	0.914
12	Zane McIntyre	IA	40	2351:24	21	15	3	6	2	97	2.48	3	1	2	4	11	0.636	1198	1101	0.919
13	Calvin Pickard	GR	43	2534:30	21	16	5	6	1	109	2.58	2	1	1	3	6	0.500	1330	1221	0.918
14	* Akira Schmid	UTI	38	2166:40	22	8	5	2	2	94	2.60	1	1	0	0	4	1.000	1061	967	0.911
15	* Lukas Dostal	SD	40	2189:11	18	14	4	7	2	95	2.60	2	0	2	4	9	0.556	1133	1038	0.916
16	x Zach Fucale	HER	31	1852:08	11	15	5	6	3	81	2.62	2	0	2	3	11	0.727	780	699	0.896
17	x Connor Ingram	MIL	54	3195:15	30	17	7	4	5	144	2.70	5	3	2	5	16	0.688	1685	1541	0.915
18	Cory Schneider	BRI	30	1725:04	14	11	4	2	1	78	2.71	2	0	2	3	13	0.769	982	904	0.921
19	x Kyle Keyser	PRO	33	1853:43	11	14	7	7	1	85	2.75	5	1	4	8	21	0.619	921	836	0.908
20	* Arvid Soderblom	RFD	38	2280:59	21	15	2	6	2	105	2.76	4	4	0	2	16	0.875	1292	1187	0.919

#	WINS	TEAM	WINS
1	* Dustin Wolf	STK	33
2	x Connor Ingram	MIL	30
3	Matthew Villalta	ONT	28
4	Charlie Lindgren	SPR	24
5	* Justus Annunen	COL	24

#	LOSSES	TEAM	LOSSES
1	Ivan Prosvetov	TUC	22
2	Felix Sandstrom	LHV	18
3	x Connor Ingram	MIL	17
4	Calvin Pickard	GR	16
5	* Victor Brattstrom	GR	16

#	MINUTES	TEAM	MIN
1	x Connor Ingram	MIL	3195:15
2	* Dustin Wolf	STK	2809:37
3	* Justus Annunen	COL	2693:15
4	Matthew Villalta	ONT	2660:32
5	Calvin Pickard	GR	2534:30

#	SHUTOUTS	TEAM	SHUTOUTS
1	Stuart Skinner	BAK	5
2	x Connor Ingram	MIL	5
3	Mikhail Berdin	MB	4
4	Max Lagace	SYR	4
	several tied at		3

#	SAVES	TEAM	SAVES
1	x Connor Ingram	MIL	1541
2	* Dustin Wolf	STK	1341
3	Matthew Villalta	ONT	1231
4	Calvin Pickard	GR	1221
5	* Arvid Soderblom	RFD	1187

#	SAVE %	TEAM	GOALS	SAVES	SV%
1	Troy Grosenick	PRO	55	766	0.933
2	Charlie Lindgren	SPR	73	899	0.925
3	Joey Daccord	CLT	73	897	0.925
4	* Dustin Wolf	STK	110	1341	0.924
5	Cory Schneider	BRI	78	904	0.921

#	SHOOTOUT WINS	TEAM	WINS
1	x Keith Kinkaid	HFD	6
2	* Arvid Soderblom	RFD	4
3	* Mads Sogaard	BEL	4
4	* Arvid Holm	MB	4
5	* Justus Annunen	COL	4

#	SHOOTOUT LOSSES	TEAM	LOSSES
1	x Kyle Keyser	PRO	4
2	* x Adam Scheel	TEX	4
	several tied at		3

#	SHOOTOUT %	TEAM	SAVES	ATTEMPTS	SV%
1	* x Alexei Melnichuk	SJ	8	8	1.000
2	* Arturs Silovs	ABB	7	7	1.000
3	Charlie Lindgren	SPR	9	10	0.900
4	* Jiri Patera	HSK	9	10	0.900
5	* Arvid Soderblom	RFD	14	16	0.875

Shootout % - Minimum of 5 attempts.

x - inactive, * - rookie

Rookie Leaders

#	POINTS	TEAM	GP	G	A	PTS
1	* JJ Peterka	ROC	70	28	40	68
2	* Jonatan Berggren	GR	70	21	43	64
3	* Jakob Pelletier	STK	66	27	35	62
4	* Jack Quinn	ROC	45	26	35	61
5	* Lukas Reichel	RFD	56	21	36	57
6	* Matias Maccelli	TUC	47	14	43	57
7	* Marco Rossi	IA	63	18	35	53
8	* Jack Drury	CHI	68	20	32	52
9	* Alexander Holtz	UTI	52	26	25	51
10	* Alex Steeves	TOR	58	23	23	46
11	* x Jordan Spence	ONT	46	4	38	42
12	* Cole Smith	MIL	59	21	20	41
13	* Brandon Biro	ROC	48	12	29	41
14	* Alex Limoges	SD	62	23	17	40
15	* Cole Schwindt	CLT	72	19	21	40
16	* Daniil Miromanov	HSK	53	11	29	40
17	* Jack Rathbone	ABB	39	10	30	40
18	* Cole Koepke	SYR	69	20	19	39
19	* Nick Swaney	IA	62	16	22	38
20	* Logan Hutsko	CLT	71	10	28	38

#	GOALS	TEAM	GP	G
1	* JJ Peterka	ROC	70	28
2	* Jakob Pelletier	STK	66	27
3	* Jack Quinn	ROC	45	26
4	* Alexander Holtz	UTI	52	26
5	* Bobby McMann	TOR	61	24

#	ASSISTS	TEAM	GP	A
1	* Matias Maccelli	TUC	47	43
2	* Jonatan Berggren	GR	70	43
3	* JJ Peterka	ROC	70	40
4	* x Jordan Spence	ONT	46	38
5	* Lukas Reichel	RFD	56	36

#	PENALTY MINUTES	TEAM	GP	PIM
1	* Montana Onyebuchi	SJ	46	137
2	* Billy Sweezey	CLE	70	114
3	* Curtis Douglas	TOR	67	86
4	* Serron Noel	CLT	64	74
5	* Morgan Adams-Moisan	SD	28	73

#	MINOR PENALTIES	TEAM	MINORS
1	* Cole Smith	MIL	31
2	* Matt Kiersted	CLT	27
3	* Adam Raska	SJ	26
4	* Kyle Olson	WBS	24
	several tied at		23

#	MAJOR PENALTIES	TEAM	MAJORS
1	* Montana Onyebuchi	SJ	11
2	* Billy Sweezey	CLE	8
3	* Curtis Douglas	TOR	6
	several tied at		5

#	POWER-PLAY GOALS	TEAM	PPG
1	* Alex Limoges	SD	12
2	* x Scott Reedy	SJ	10
3	* Jack Quinn	ROC	10
4	* Ben McCartney	TUC	9
5	* Jakob Pelletier	STK	9

#	SHORTHANDED GOALS	TEAM	SHG
1	* Josiah Slavin	RFD	3
2	* Bobby McMann	TOR	3
3	* Nick Swaney	IA	3
	several tied at		2

#	POWER-PLAY ASSISTS	TEAM	PPA
1	* x Jordan Spence	ONT	24
2	* Matias Maccelli	TUC	23
3	* Jack Rathbone	ABB	19
4	* Lukas Reichel	RFD	17
	several tied at		15

#	SHORTHANDED ASSISTS	TEAM	SHA
1	* x Braden Schneider	HFD	3
2	* Filip Král	TOR	3
	several tied at		2

#	POWER-PLAY POINTS	TEAM	PP PTS
1	* Matias Maccelli	TUC	28
2	* x Jordan Spence	ONT	26
3	* Jack Quinn	ROC	23
4	* Jack Rathbone	ABB	22
5	* Lukas Reichel	RFD	22

#	SHORTHANDED POINTS	TEAM	SH PTS
1	* Josiah Slavin	RFD	4
2	* Jakob Pelletier	STK	4
	several tied at		3

#	SHOTS	TEAM	SHOTS
1	* JJ Peterka	ROC	223
2	* Adam Beckman	IA	203
3	* Cole Koepke	SYR	199
4	* Jakob Pelletier	STK	196
5	* Jack Drury	CHI	183

#	SHOOTING %	TEAM	GOALS	SHOTS	PCT
1	* x Scott Reedy	SJ	18	64	28.1
2	* Eduards Tralmaks	PRO	14	58	24.1
3	* Alex Limoges	SD	23	100	23.0
4	* Josiah Slavin	RFD	18	81	22.2
5	* Brandon Biro	ROC	12	58	20.7

Shooting % - Minimum of 34 shots.

#	SHOOTOUT GOALS	TEAM	SOG
1	* Michal Teplý	RFD	4
2	* JJ Peterka	ROC	3

#	SHOOTOUT %	TEAM	SO G	SO ATT	SO PCT
1	* Michal Teplý	RFD	4	6	66.7
2	* Mikhail Abramov	TOR	2	3	66.7

several tied at	2	3	* Gage Goncalves	SYR	2	3	66.7
		4	* Connor Zary	STK	2	3	66.7
		5	* JJ Peterka	ROC	3	5	60.0

Shootout % - Minimum of 2 attempts.

#	GAME-WINNING GOALS	TEAM	GWG
1	* Jakob Pelletier	STK	8
2	* Jonatan Berggren	GR	7
3	* Jack Quinn	ROC	6
4	* Lukas Reichel	RFD	6
5	* Jack Drury	CHI	5

#	PLUS-MINUS	TEAM	+/-
1	* Tory Dello	LAV	28
2	* Eduards Tralmaks	PRO	22
3	* Jakob Pelletier	STK	22
4	* Cole Schwindt	CLT	22
	several tied at		18

#	SO-WINNING GOALS	TEAM	SOGW
1	* Mikhail Abramov	TOR	2
2	* Hugh McGing	SPR	2
3	* Cole Schwindt	CLT	2
4	* Michal Teply	RFD	2
	several tied at		1

x - inactive, * - rookie

Defenseman Leaders

#	POINTS	TEAM	GP	G	A	PTS
1	Jordan Gross	COL	61	10	55	65
2	Joseph Duszak	TOR	61	7	45	52
3	Ethan Prow	ROC	70	10	39	49
4	Jake Christiansen	CLE	62	13	32	45
5	Ben Gleason	TEX	70	9	35	44
6	Reilly Walsh	UTI	70	9	34	43
7	Adam Clendening	LHV	74	5	37	42
8	* x Jordan Spence	ONT	46	4	38	42
9	Xavier Ouellet	LAV	61	8	33	41
10	* Daniil Miromanov	HSK	53	11	29	40
11	* Jack Rathbone	ABB	39	10	30	40
12	Sean Day	SYR	69	8	32	40
13	Matt Donovan	MIL	76	8	32	40
14	Nikolas Brouillard	SD	66	13	26	39
15	Leon Gawanke	MB	65	10	26	36
16	x Connor Mackey	STK	53	5	31	36
	several tied at					35

#	GOALS	TEAM	GP	G
1	Jake Christiansen	CLE	62	13
2	Nikolas Brouillard	SD	66	13
3	Joe Hicketts	IA	61	12
	several tied at			11

#	ASSISTS	TEAM	GP	A
1	Jordan Gross	COL	61	55
2	Joseph Duszak	TOR	61	45
3	Ethan Prow	ROC	70	39
4	* x Jordan Spence	ONT	46	38
5	Adam Clendening	LHV	74	37

#	PENALTY MINUTES	TEAM	GP	PIM
1	* Montana Onyebuchi	SJ	46	137
2	Nikolas Brouillard	SD	66	131
3	Parker Wotherspoon	BRI	57	127
4	* Billy Sweezey	CLE	70	114
5	Tyler Tucker	SPR	72	114

#	MINOR PENALTIES	TEAM	MINORS
1	Tyler Tucker	SPR	37
2	Brayden Pachal	HSK	35
3	Adam Clendening	LHV	34
4	Jimmy Oligny	MB	33
5	Joseph Duszak	TOR	31

#	MAJOR PENALTIES	TEAM	MAJORS
1	* Montana Onyebuchi	SJ	11
2	Andreas Englund	COL	9
3	* Billy Sweezey	CLE	8
4	Nikolas Brouillard	SD	7
5	Dylan McIlrath	HER	7

#	POWER-PLAY GOALS	TEAM	PPG
1	Lassi Thomson	BEL	6
2	Ian Mitchell	RFD	6
	several tied at		5

#	SHORTHANDED GOALS	TEAM	SHG
1	x Connor Mackey	STK	2
	several tied at		1

#	POWER-PLAY ASSISTS	TEAM	PPA
1	Jordan Gross	COL	26
2	Joseph Duszak	TOR	25
3	* x Jordan Spence	ONT	24
4	Oskari Laaksonen	ROC	23
	several tied at		19

#	SHORTHANDED ASSISTS	TEAM	SHA
1	Cale Fleury	CLT	4
2	* x Braden Schneider	HFD	3
3	Ian Mitchell	RFD	3
4	* Filip Král	TOR	3
5	Jake Christiansen	CLE	3

#	POWER-PLAY POINTS	TEAM	PP PTS
1	Jordan Gross	COL	29
2	Oskari Laaksonen	ROC	27
3	* x Jordan Spence	ONT	26
4	Joseph Duszak	TOR	25
5	* Jack Rathbone	ABB	22

#	SHORTHANDED POINTS	TEAM	SH PTS
1	x Connor Mackey	STK	4
2	Cale Fleury	CLT	4
	several tied at		3

#	SHOTS	TEAM	SHOTS
1	Jordan Gross	COL	190
2	Jake Christiansen	CLE	177
3	Darren Raddysch	SYR	168
4	Connor Carrick	CLT	157
5	Louie Belpedio	LAV	156

#	SHOOTING %	TEAM	GOALS	SHOTS	PCT
1	x Michael Del Zotto	BEL	10	78	12.8
2	Thomas Hickey	ONT	6	48	12.5
3	Ian Mitchell	RFD	11	90	12.2
4	Lassi Thomson	BEL	10	84	11.9
5	Chris Bigras	CHI	5	42	11.9

Shooting % - Minimum of 34 shots.

#	SHOOTOUT GOALS	TEAM	SOG
1	Jordan Gross	COL	2
2	Ian Mitchell	RFD	2
3	Adam Clendening	LHV	2
	several tied at		1

#	SHOOTOUT %	TEAM	SO G	SO ATT	SO PCT
1	Jordan Gross	COL	2	4	50.0
2	* David Farrance	MIL	1	2	50.0
3	Chase Priskie	CLT	1	2	50.0
4	Juuso Valimaki	STK	1	2	50.0
5	Ian Mitchell	RFD	2	5	40.0

Shootout % - Minimum of 2 attempts.

#	GAME-WINNING GOALS	TEAM	GWG
1	Madison Bowey	ABB	4
2	Darren Raddysh	SYR	4
3	Tommy Cross	SPR	4
4	Reilly Walsh	UTI	4
5	Matt Donovan	MIL	4

#	PLUS-MINUS	TEAM	+/-
1	Vincent Desharnais	BAK	36
2	* Tory Dello	LAV	28
3	Tyler Wotherspoon	UTI	26
4	Johnathan Kovacevic	MB	23
	several tied at		22

#	SO-WINNING GOALS	TEAM	SOGW
1	Ian Mitchell	RFD	2
	several tied at		1

x - inactive, * - rookie

Penalty Shots

SHOOTER	TEAM	vs	GOALIE	TEAM	DATE	PERIOD	TIME	RESULT
Dal Colle, Michael	BRI	vs	Hofer, Joel	SPR	10/22/2021	3	02:11	-
Kawaguchi, Jordan	TEX	vs	Soderblom, Arvid	RFD	10/30/2021	3	10:13	-
Rubtsov, German	LHV	vs	Domingue, Louis	WBS	11/03/2021	2	18:53	-
Shaw, Mason	IA	vs	Pickard, Calvin	GR	11/05/2021	2	11:25	-
Smith, Cole	MIL	vs	Holm, Arvid	MB	11/05/2021	OT	02:54	Goal
Jankowski, Mark	ROC	vs	Lindberg, Filip	WBS	11/10/2021	1	03:37	Goal
Schmelzer, Ryan	UTI	vs	Miftakhov, Amir	SYR	11/11/2021	3	14:42	-
Karlstrom, Fredrik	TEX	vs	Annunen, Justus	COL	11/12/2021	OT	01:03	-
Dewar, Connor	IA	vs	Prosvetov, Ivan	TUC	11/19/2021	2	08:52	-
Reinhardt, Cole	BEL	vs	Poulin, Kevin	LAV	11/20/2021	2	03:38	-
Studenic, Marian	UTI	vs	Luukkonen, Ukko-Pekka	ROC	11/24/2021	3	03:53	Goal
Dea, Jean-Sébastien	LAV	vs	Scheel, Adam	TEX	12/01/2021	1	12:51	-
Kirkland, Justin	STK	vs	Dostal, Lukas	SD	12/03/2021	3	09:58	-
Sherwood, Kiefer	COL	vs	Rodrigue, Olivier	BAK	12/10/2021	2	05:55	Goal
Marushev, Maxim	HSK	vs	Delia, Collin	RFD	12/10/2021	2	16:51	Goal
Meyer, Carson	CLE	vs	Nagle, Pat	LHV	12/11/2021	2	01:46	-
Harvey-Pinard, Rafaël	LAV	vs	Fucale, Zach	HER	12/12/2021	3	07:11	Goal
Gardner, Rhett	TEX	vs	Makiniemi, Eetu	CHI	12/12/2021	3	12:05	Goal
Robinson, Buddy	SD	vs	Melnichuk, Alexei	SJ	12/18/2021	1	11:18	-
Rossi, Marco	IA	vs	Jones, Peyton	COL	12/29/2021	OT	01:10	Goal
Gawdin, Glenn	STK	vs	Prosvetov, Ivan	TUC	01/05/2022	1	15:33	Goal
Gaunce, Brendan	CLE	vs	Copley, Pheonix	HER	02/05/2022	1	11:34	-
McLaughlin, Dylan	RFD	vs	McIntyre, Zane	IA	02/05/2022	2	19:50	-
Carcone, Michael	TUC	vs	Martin, Spencer	ABB	02/07/2022	2	11:52	-
Carcone, Michael	TUC	vs	Martin, Spencer	ABB	02/09/2022	3	14:21	-
Martin, Jon	GR	vs	Scheel, Adam	TEX	02/15/2022	2	17:20	-
Dumont, Gabriel	SYR	vs	Dell, Aaron	ROC	02/19/2022	1	17:46	-
Cramarossa, Joseph	IA	vs	Lyon, Alex	CHI	02/20/2022	2	10:13	-
Petersen, Emilio	STK	vs	Melnichuk, Alexei	SJ	03/12/2022	3	13:55	Goal
Teply, Michal	RFD	vs	Greaves, Jet	CLE	03/13/2022	2	08:57	-
Neal, James	SPR	vs	Schneider, Cory	BRI	03/16/2022	3	10:33	Goal
Poturski, Andrew	CHI	vs	Cormier, Evan	MB	03/25/2022	2	16:36	-
Kubiak, Jeff	BRI	vs	Hutchinson, Michael	TOR	03/26/2022	2	02:24	-
Morelli, Mason	HER	vs	Kinkaid, Keith	HFD	03/26/2022	2	06:40	-
Payne, Robbie	CLE	vs	Luukkonen, Ukko-Pekka	ROC	04/01/2022	3	10:03	-
Richard, Anthony	SYR	vs	Keyser, Kyle	PRO	04/03/2022	2	08:00	-
Jobst, Mason	SJ	vs	Patera, Jiri	HSK	04/09/2022	3	11:03	-
Lodin, Viktor	BEL	vs	Luukkonen, Ukko-Pekka	ROC	04/15/2022	1	02:43	Goal
Kaut, Martin	COL	vs	Villalta, Matthew	ONT	04/22/2022	3	02:14	-
Sherwood, Kole	MIL	vs	Wells, Dylan	CHI	04/23/2022	3	09:02	-
Balmas, Mitchell	SPR	vs	Nagle, Pat	LHV	04/26/2022	3	10:48	-
Peterka, JJ	ROC	vs	Schmid, Akira	UTI	04/29/2022	2	02:06	Goal
Baertschi, Sven	HSK	vs	Villalta, Matthew	ONT	04/30/2022	1	10:50	-
Woo, Jett	ABB	vs	Berdin, Mikhail	MB	04/30/2022	2	13:46	-

Total Goals / Total Shots: 13 / 44

Penalty Minute Record

TEAM	GP	PIM	AVG	MINOR	MAJOR	10 MIN MISC	GAME MISC	MATCH	OPPONENT PIM
Tucson	68	1,033	15.19	309	49	14	1	2	1,074
Iowa	72	1,085	15.07	320	39	21	3	1	921
San Diego	68	1,015	14.93	315	41	15	2	1	938
San Jose	68	973	14.31	314	37	14	2	0	1,013
Henderson	68	966	14.21	368	26	8	1	1	968
Abbotsford	68	941	13.84	358	27	7	1	1	953
Milwaukee	76	1,023	13.46	374	37	7	2	0	981
Stockton	68	910	13.38	345	28	3	4	1	890
Cleveland	76	1,002	13.18	326	32	16	2	1	884
Ontario	68	892	13.12	311	30	8	3	1	894
Rockford	72	939	13.04	287	37	14	3	1	854
Toronto	72	924	12.83	322	30	4	8	1	824
Belleville	72	902	12.53	361	22	7	0	0	856
Providence	72	898	12.47	334	30	7	1	0	926
Texas	72	897	12.46	316	33	6	3	1	946
Bakersfield	68	843	12.40	339	17	5	3	0	730
Rochester	76	942	12.39	326	34	9	3	0	1,012
Laval	72	871	12.10	313	25	5	7	0	934
Hershey	76	911	11.99	328	27	8	4	0	916
Colorado	68	815	11.99	305	33	4	0	0	1,018
Charlotte	72	862	11.97	291	24	14	1	1	877
Manitoba	72	847	11.76	316	29	4	3	0	863
Chicago	76	891	11.72	303	27	10	5	0	1,065
Syracuse	76	880	11.58	300	28	12	2	0	850
Springfield	76	864	11.37	332	24	6	2	0	870
Wilkes-Barre/Scranton	76	862	11.34	326	20	9	1	1	877
Bridgeport	72	816	11.33	283	28	11	0	0	796
Utica	72	812	11.28	261	32	10	2	1	819
Grand Rapids	76	828	10.89	289	28	7	4	0	874
Lehigh Valley	76	805	10.59	285	25	6	5	0	800
Hartford	72	749	10.40	282	19	6	3	0	775
TOTALS	2236	27,998	12.52	9839	918	277	81	15	

Home and Away

TEAM	GP	-- HOME --									-- AWAY --								
		GP	W	L	OTL	SOL	PTS	GF	GA	S/O	GP	W	L	OTL	SOL	PTS	GF	GA	S/O
Abbotsford	68	34	20	9	4	1	45	129	102	0-1	34	19	14	1	0	39	101	98	2-0
Bakersfield	68	34	21	9	2	2	46	118	91	0-2	34	16	12	3	3	38	107	101	0-3
Belleville	72	36	19	15	2	0	40	112	112	1-0	36	21	13	2	0	44	107	106	4-0
Bridgeport	72	36	18	14	2	2	40	110	108	0-2	36	13	16	5	2	33	103	118	2-2
Charlotte	72	36	22	9	5	0	49	132	100	3-0	36	20	15	0	1	41	102	97	1-1
Chicago	76	38	25	7	3	3	56	130	90	1-3	38	25	9	2	2	54	131	104	0-2
Cleveland	76	38	13	20	4	1	31	99	134	0-1	38	15	15	4	4	38	108	128	2-4
Colorado	68	34	21	12	1	0	43	122	93	2-0	34	18	10	3	3	42	122	114	3-3
Grand Rapids	76	38	17	16	4	1	39	105	104	2-1	38	16	19	2	1	35	104	136	0-1
Hartford	72	36	20	13	2	1	43	119	110	5-1	36	12	19	4	1	29	86	115	1-1
Henderson	68	34	20	12	2	0	42	107	98	4-0	34	15	16	2	1	33	102	105	0-1
Hershey	76	38	21	12	2	3	47	114	93	0-3	38	13	20	4	1	31	88	116	1-1
Iowa	72	36	17	14	2	3	39	106	105	0-3	36	15	17	2	2	34	96	104	2-2
Laval	72	36	24	8	3	1	52	139	104	1-1	36	15	18	2	1	33	107	127	1-1
Lehigh Valley	76	38	16	13	6	3	41	98	114	1-3	38	13	19	4	2	32	97	125	1-2
Manitoba	72	36	25	9	0	2	52	127	96	4-2	36	16	15	5	0	37	101	108	2-0
Milwaukee	76	38	20	13	4	1	45	113	109	2-1	38	19	15	1	3	42	116	119	1-3
Ontario	68	34	23	5	4	2	52	134	109	1-2	34	18	13	1	2	39	125	110	1-2
Providence	72	36	20	14	2	0	42	103	93	2-0	36	16	11	3	6	41	96	99	2-6
Rochester	76	38	20	13	3	2	45	132	127	2-2	38	17	16	4	1	39	122	143	1-1
Rockford	72	36	18	16	2	0	38	114	110	3-0	36	19	14	2	1	41	109	111	4-1
San Diego	68	34	17	14	3	0	37	105	104	1-0	34	11	19	1	3	26	92	119	0-3
San Jose	68	34	9	22	2	1	21	105	147	0-1	34	11	20	2	1	25	97	144	2-1
Springfield	76	38	26	10	2	0	54	122	102	4-0	38	17	14	4	3	41	111	119	0-3
Stockton	68	34	24	5	5	0	53	117	80	4-0	34	21	11	0	2	44	125	105	2-2
Syracuse	76	38	24	11	1	2	51	127	102	1-2	38	17	15	6	0	40	115	127	0-0
Texas	72	36	15	15	3	3	36	109	116	2-3	36	17	13	3	3	40	110	114	0-3
Toronto	72	36	18	15	2	1	39	126	124	1-1	36	19	15	2	0	40	117	120	2-0
Tucson	68	34	14	17	2	1	31	104	136	3-1	34	9	22	3	0	21	78	132	0-0
Utica	72	36	23	8	4	1	51	122	92	1-1	36	20	12	4	0	44	124	114	1-0
Wilkes-Barre/Scranton	76	38	22	12	3	1	48	108	95	1-1	38	13	21	1	3	30	101	130	0-3
TOTAL	2236	1118	612	382	86	38	1348	3608	3300		1118	506	478	82	52	1146	3300	3608	

Team Overtime Stats

TEAM	GP	OTW	OTL	SOW	SOL	PTS	WIN PCT
Abbotsford	15	7	5	2	1	24	0.600
Bakersfield	15	5	5	0	5	20	0.333
Belleville	14	5	4	5	0	24	0.714
Bridgeport	18	5	7	2	4	25	0.389
Charlotte	12	2	5	4	1	18	0.500
Chicago	17	6	5	1	5	24	0.412
Cleveland	23	8	8	2	5	33	0.435
Colorado	15	3	4	5	3	23	0.533
Grand Rapids	18	8	6	2	2	28	0.556
Hartford	17	3	6	6	2	26	0.529
Henderson	14	5	4	4	1	23	0.643
Hershey	21	10	6	1	4	32	0.524
Iowa	18	7	4	2	5	27	0.500
Laval	15	6	5	2	2	23	0.533
Lehigh Valley	19	2	10	2	5	23	0.211
Manitoba	18	5	5	6	2	29	0.611
Milwaukee	19	7	5	3	4	29	0.526
Ontario	18	7	5	2	4	27	0.500
Providence	20	5	5	4	6	29	0.450
Rochester	20	7	7	3	3	30	0.500
Rockford	14	2	4	7	1	23	0.643
San Diego	8	0	4	1	3	9	0.125
San Jose	9	1	4	2	2	12	0.333
Springfield	21	8	6	4	3	33	0.571
Stockton	19	6	5	6	2	31	0.632
Syracuse	18	8	7	1	2	27	0.500
Texas	18	4	6	2	6	24	0.333
Toronto	17	9	4	3	1	29	0.706
Tucson	12	3	5	3	1	18	0.500
Utica	17	6	8	2	1	25	0.471
Wilkes-Barre/Scranton	17	8	4	1	4	26	0.529

Team Shootout Stats

Shootouts For

Shootouts Against

Rank	Team	SOGP	GF	Att	PCT	Rank	Team	SOGP	GA	Att	PCT
1	Belleville	5	9	16	0.563	1	Abbotsford	3	1	12	0.083
2	Stockton	8	16	29	0.552	2	Belleville	5	2	16	0.125
3	Tucson	4	6	13	0.462	3	Rockford	8	4	29	0.138
4	Rochester	6	8	18	0.444	4	Henderson	5	3	20	0.150
5	Manitoba	8	13	31	0.419	5	Utica	3	2	10	0.200
6	Toronto	4	7	18	0.389	6	Charlotte	5	5	24	0.208
7	Rockford	8	10	28	0.357	7	Cleveland	7	8	38	0.211
8	San Jose	4	6	17	0.353	8	Toronto	4	4	19	0.211
9	Milwaukee	7	8	23	0.348	9	Hartford	8	7	33	0.212
10	Charlotte	5	8	23	0.348	10	Colorado	8	6	27	0.222
11	Colorado	8	9	26	0.346	11	Grand Rapids	4	5	21	0.238
12	Henderson	5	6	19	0.316	12	Bridgeport	6	7	27	0.259
13	Hartford	8	10	32	0.313	13	Springfield	7	6	23	0.261
14	Springfield	7	7	23	0.304	14	Tucson	4	3	11	0.273
15	Utica	3	3	10	0.300	15	Providence	10	12	40	0.300
16	Providence	10	12	42	0.286	16	Hershey	5	6	19	0.316
17	Ontario	6	5	18	0.278	17	Laval	4	6	19	0.316
18	Laval	4	5	19	0.263	18	Manitoba	8	11	34	0.324
19	Syracuse	3	2	8	0.250	19	Lehigh Valley	7	7	21	0.333
20	Texas	8	9	38	0.237	20	Wilkes-Barre/Scranton	5	5	15	0.333
21	Grand Rapids	4	5	22	0.227	21	Stockton	8	10	29	0.345
22	Iowa	7	5	23	0.217	22	San Jose	4	6	17	0.353
23	Lehigh Valley	7	4	22	0.182	23	San Diego	4	5	14	0.357
24	Chicago	6	4	22	0.182	24	Iowa	7	8	22	0.364
25	Abbotsford	3	2	11	0.182	25	Milwaukee	7	8	22	0.364
26	Bridgeport	6	4	25	0.160	26	Chicago	6	8	22	0.364
27	Hershey	5	3	19	0.158	27	Texas	8	14	38	0.368
28	San Diego	4	2	14	0.143	28	Ontario	6	8	18	0.444
29	Cleveland	7	5	39	0.128	29	Rochester	6	8	18	0.444
30	Wilkes-Barre/Scranton	5	2	16	0.125	30	Bakersfield	5	8	16	0.500
31	Bakersfield	5	2	17	0.118	31	Syracuse	3	4	7	0.571
	TOTALS	180	197	681	0.289		TOTALS	180	197	681	0.289

Record When Scoring First

TEAM	GP	FG	W	L	OTL	SOL	PTS	PCT
Abbotsford	68	37	28	6	2	1	59	0.797
Bakersfield	68	36	24	6	4	2	54	0.750
Belleville	72	35	27	6	2	0	56	0.800
Bridgeport	72	30	15	13	1	1	32	0.533
Charlotte	72	34	23	8	2	1	49	0.721
Chicago	76	50	36	8	3	3	78	0.780
Cleveland	76	29	18	6	3	2	41	0.707
Colorado	68	34	26	5	2	1	55	0.809
Grand Rapids	76	31	20	8	2	1	43	0.694
Hartford	72	29	17	9	3	0	37	0.638
Henderson	68	36	25	10	1	0	51	0.708
Hershey	76	37	23	10	3	1	50	0.676
Iowa	72	31	19	9	1	2	41	0.661
Laval	72	36	25	8	1	2	53	0.736
Lehigh Valley	76	36	18	10	5	3	44	0.611
Manitoba	72	38	28	7	1	2	59	0.776
Milwaukee	76	31	23	4	1	3	50	0.806
Ontario	68	36	26	5	4	1	57	0.792
Providence	72	39	23	8	3	5	54	0.692
Rochester	76	39	25	9	4	1	55	0.705
Rockford	72	34	26	6	2	0	54	0.794
San Diego	68	33	21	11	1	0	43	0.652
San Jose	68	31	14	13	2	2	32	0.516
Springfield	76	42	25	11	5	1	56	0.667
Stockton	68	40	31	4	4	1	67	0.838
Syracuse	76	42	27	10	5	0	59	0.702
Texas	72	38	20	12	2	4	46	0.605
Toronto	72	39	26	10	2	1	55	0.705
Tucson	68	29	13	12	4	0	30	0.517
Utica	72	43	28	7	8	0	64	0.744
Wilkes-Barre/Scranton	76	42	26	9	3	4	59	0.702
TOTALS	2236	1117	726	260	86	45	1583	0.709

Team Records vs. Division

DIVISION	TEAM	Atlantic				North				Central				Pacific				
		W	L	OTL	SOL	W	L	OTL	SOL	W	L	OTL	SOL	W	L	OTL	SOL	
Atlantic	Bridgeport	23	28	5	4	8	2	2	0	0	0	0	0	0	0	0	0	0
	Charlotte	32	15	4	1	8	7	1	0	2	2	0	0	0	0	0	0	0
	Hartford	27	22	5	2	5	10	1	0	0	0	0	0	0	0	0	0	0
	Hershey	28	24	3	3	6	8	3	1	0	0	0	0	0	0	0	0	0
	Lehigh Valley	25	26	6	1	4	6	4	4	0	0	0	0	0	0	0	0	0
	Providence	33	16	3	6	3	9	2	0	0	0	0	0	0	0	0	0	0
	Springfield	37	18	5	2	6	6	1	1	0	0	0	0	0	0	0	0	0
	Wilkes-Barre/Scranton	25	25	3	3	10	8	1	1	0	0	0	0	0	0	0	0	0
	TOTAL	230	174	34	22	50	56	15	7	2	2	0	0	0	0	0	0	0
		W	L	OTL	SOL	W	L	OTL	SOL	W	L	OTL	SOL	W	L	OTL	SOL	
North	Belleville	12	5	1	0	27	20	3	0	1	3	0	0	0	0	0	0	0
	Cleveland	7	8	1	0	18	15	3	4	3	12	4	1	0	0	0	0	0
	Laval	9	5	0	0	24	17	4	1	5	1	1	1	1	3	0	0	0
	Rochester	13	4	2	1	24	25	5	2	0	0	0	0	0	0	0	0	0
	Syracuse	16	4	1	1	25	22	6	1	0	0	0	0	0	0	0	0	0
	Toronto	8	7	1	0	20	16	3	1	7	5	0	0	2	2	0	0	0
	Utica	13	6	3	0	30	14	5	1	0	0	0	0	0	0	0	0	0
	TOTAL	78	39	9	2	168	129	29	10	16	21	5	2	3	5	0	0	0
		W	L	OTL	SOL	W	L	OTL	SOL	W	L	OTL	SOL	W	L	OTL	SOL	
Central	Chicago	0	0	0	0	5	2	1	0	45	14	4	5	0	0	0	0	0
	Grand Rapids	0	0	0	0	8	2	2	0	22	29	3	2	3	4	1	0	0
	Iowa	0	0	0	0	0	0	0	0	23	25	4	4	9	6	0	1	0
	Manitoba	0	0	0	0	7	4	0	1	30	17	4	1	4	3	1	0	0
	Milwaukee	0	0	0	0	4	0	0	0	35	27	4	2	0	1	1	2	0
	Rockford	0	0	0	0	2	2	0	0	29	26	4	1	6	2	0	0	0
	Texas	2	2	0	0	2	1	1	0	22	21	5	4	6	4	0	2	0
	TOTAL	2	2	0	0	28	11	4	1	206	159	28	19	28	20	3	5	0
		W	L	OTL	SOL	W	L	OTL	SOL	W	L	OTL	SOL	W	L	OTL	SOL	
Pacific	Abbotsford	0	0	0	0	5	2	1	0	4	3	1	0	30	18	3	1	0
	Bakersfield	0	0	0	0	0	0	0	0	2	0	1	1	35	21	4	4	0
	Colorado	0	0	0	0	0	0	0	0	10	0	1	1	29	22	3	2	0
	Henderson	0	0	0	0	0	0	0	0	4	4	0	0	31	24	4	1	0
	Ontario	0	0	0	0	0	0	0	0	3	1	0	0	38	17	5	4	0
	San Diego	0	0	0	0	0	0	0	0	1	2	1	0	27	31	3	3	0
	San Jose	0	0	0	0	0	0	0	0	2	2	0	0	18	40	4	2	0
	Stockton	0	0	0	0	0	0	0	0	0	0	0	0	45	16	5	2	0
	Tucson	0	0	0	0	0	0	0	0	2	8	2	0	21	31	3	1	0
	TOTAL	0	0	0	0	5	2	1	0	28	20	6	2	274	220	34	20	0

Team vs. Team Records

	ABB	BAK	BEL	BRI	CLT	CHI	CLE	COL	GR	HFD	HSK	HER	IA	LAV	LHV	MB
ABB	-----	4-3-1-0	0-0-0-0	0-0-0-0	0-0-0-0	0-0-0-0	0-0-0-0	2-2-0-0	0-0-0-0	0-0-0-0	3-1-0-0	0-0-0-0	0-0-0-0	3-1-0-0	0-0-0-0	4-3-1-0
BAK	4-4-0-0	-----	0-0-0-0	0-0-0-0	0-0-0-0	0-0-0-0	0-0-0-0	5-3-0-0	2-0-1-1	0-0-0-0	4-3-1-0	0-0-0-0	0-0-0-0	0-0-0-0	0-0-0-0	0-0-0-0
BEL	0-0-0-0	0-0-0-0	-----	2-0-0-0	0-0-0-0	0-0-0-0	2-2-0-0	0-0-0-0	0-0-0-0	3-1-0-0	0-0-0-0	1-1-0-0	0-0-0-0	8-4-0-0	2-0-0-0	1-3-0-0
BRI	0-0-0-0	0-0-0-0	0-2-0-0	-----	4-3-0-1	0-0-0-0	0-0-0-0	0-0-0-0	0-0-0-0	3-7-0-0	0-0-0-0	1-2-3-0	0-0-0-0	1-0-1-0	4-1-1-0	0-0-0-0
CLT	0-0-0-0	0-0-0-0	0-0-0-0	4-4-0-0	-----	0-0-0-0	2-1-1-0	0-0-0-0	0-0-0-0	5-0-1-0	0-0-0-0	5-2-1-0	0-0-0-0	0-0-0-0	6-2-0-0	0-0-0-0
CHI	0-0-0-0	0-0-0-0	0-0-0-0	0-0-0-0	0-0-0-0	-----	4-0-0-0	0-0-0-0	11-0-1-0	0-0-0-0	0-0-0-0	0-0-0-0	8-1-1-0	0-0-0-0	0-0-0-0	4-2-1-1
CLE	0-0-0-0	0-0-0-0	2-1-0-1	0-0-0-0	2-2-0-0	0-3-1-0	-----	0-0-0-0	1-5-1-1	0-0-0-0	0-0-0-0	1-2-1-0	0-0-0-0	1-2-0-1	3-1-0-0	0-0-0-0
COL	2-1-1-0	3-5-0-0	0-0-0-0	0-0-0-0	0-0-0-0	0-0-0-0	0-0-0-0	-----	0-0-0-0	0-0-0-0	3-3-0-2	0-0-0-0	3-0-1-0	0-0-0-0	0-0-0-0	0-0-0-0
GR	0-0-0-0	2-2-0-0	0-0-0-0	0-0-0-0	0-0-0-0	1-10-1-0	7-0-1-0	0-0-0-0	-----	0-0-0-0	0-0-0-0	0-0-0-0	5-3-0-0	0-0-0-0	0-0-0-0	2-4-0-2
HFD	0-0-0-0	0-0-0-0	1-2-1-0	7-2-0-1	1-4-1-0	0-0-0-0	0-0-0-0	0-0-0-0	0-0-0-0	-----	0-0-0-0	5-1-0-0	0-0-0-0	1-1-0-0	2-3-0-1	0-0-0-0
HSK	1-1-2-0	4-4-0-0	0-0-0-0	0-0-0-0	0-0-0-0	0-0-0-0	0-0-0-0	5-3-0-0	0-0-0-0	0-0-0-0	-----	0-0-0-0	2-2-0-0	0-0-0-0	0-0-0-0	0-0-0-0
HER	0-0-0-0	0-0-0-0	1-0-1-0	5-0-0-1	3-5-0-0	0-0-0-0	3-0-0-1	0-0-0-0	0-0-0-0	1-3-0-2	0-0-0-0	-----	0-0-0-0	0-2-0-0	6-8-0-0	0-0-0-0
IA	0-0-0-0	0-0-0-0	0-0-0-0	0-0-0-0	0-0-0-0	2-8-0-0	0-0-0-0	1-2-0-1	3-3-2-0	0-0-0-0	2-2-0-0	0-0-0-0	-----	0-0-0-0	0-0-0-0	4-3-0-1
LAV	1-3-0-0	0-0-0-0	4-7-0-1	1-1-0-0	0-0-0-0	0-0-0-0	3-1-0-0	0-0-0-0	0-0-0-0	1-1-0-0	0-0-0-0	2-0-0-0	0-0-0-0	-----	1-1-0-0	3-0-0-1
LHV	0-0-0-0	0-0-0-0	0-1-0-1	2-3-1-0	2-6-0-0	0-0-0-0	1-2-1-0	0-0-0-0	0-0-0-0	4-2-0-0	0-0-0-0	8-4-2-0	0-0-0-0	1-1-0-0	-----	0-0-0-0
MB	4-3-1-0	0-0-0-0	3-0-0-1	0-0-0-0	0-0-0-0	4-2-2-0	0-0-0-0	0-0-0-0	6-1-1-0	0-0-0-0	0-0-0-0	0-0-0-0	4-3-0-1	1-3-0-0	0-0-0-0	-----
MIL	0-0-0-0	0-0-0-0	0-0-0-0	0-0-0-0	0-0-0-0	5-8-1-0	4-0-0-0	0-1-1-2	7-5-0-0	0-0-0-0	0-0-0-0	0-0-0-0	7-2-1-0	0-0-0-0	0-0-0-0	5-5-2-0
ONT	3-3-0-2	5-2-1-0	0-0-0-0	0-0-0-0	0-0-0-0	0-0-0-0	0-0-0-0	2-3-1-0	3-1-0-0	0-0-0-0	6-2-0-0	0-0-0-0	0-0-0-0	0-0-0-0	0-0-0-0	0-0-0-0
PRO	0-0-0-0	0-0-0-0	0-2-0-0	6-6-0-0	2-1-0-3	0-0-0-0	0-0-0-0	0-0-0-0	0-0-0-0	6-1-1-2	0-0-0-0	5-0-1-0	0-0-0-0	0-2-0-0	5-1-0-0	0-0-0-0
ROC	0-0-0-0	0-0-0-0	3-3-1-1	1-0-1-0	1-3-0-0	0-0-0-0	5-5-0-0	0-0-0-0	0-0-0-0	3-0-1-0	0-0-0-0	2-0-0-0	0-0-0-0	4-3-1-0	2-0-0-0	0-0-0-0
RFD	0-0-0-0	0-0-0-0	0-0-0-0	0-0-0-0	0-0-0-0	8-3-0-1	2-2-0-0	0-0-0-0	2-6-0-0	0-0-0-0	2-2-0-0	0-0-0-0	4-5-3-0	0-0-0-0	0-0-0-0	5-3-0-0
SD	1-6-1-0	3-2-1-0	0-0-0-0	0-0-0-0	0-0-0-0	0-0-0-0	0-0-0-0	1-5-0-0	0-0-0-0	0-0-0-0	6-0-0-2	0-0-0-0	1-2-1-0	0-0-0-0	0-0-0-0	0-0-0-0
SJ	3-4-1-0	3-6-1-0	0-0-0-0	0-0-0-0	0-0-0-0	0-0-0-0	0-0-0-0	4-3-1-0	0-0-0-0	0-0-0-0	1-7-0-0	0-0-0-0	0-0-0-0	0-0-0-0	0-0-0-0	0-0-0-0
SPR	0-0-0-0	0-0-0-0	3-1-0-0	9-1-2-0	6-2-0-0	0-0-0-0	0-0-0-0	0-0-0-0	0-0-0-0	7-4-0-1	0-0-0-0	2-3-1-0	0-0-0-0	1-0-1-0	4-2-0-0	0-0-0-0
STK	6-1-1-0	6-3-1-0	0-0-0-0	0-0-0-0	0-0-0-0	0-0-0-0	0-0-0-0	5-3-0-0	0-0-0-0	0-0-0-0	3-3-2-0	0-0-0-0	0-0-0-0	0-0-0-0	0-0-0-0	0-0-0-0
SYR	0-0-0-0	0-0-0-0	5-3-0-0	0-2-0-0	2-2-0-0	0-0-0-0	4-2-2-0	0-0-0-0	0-0-0-0	2-0-0-0	0-0-0-0	3-0-0-1	0-0-0-0	3-4-1-0	2-0-0-0	0-0-0-0
TEX	0-0-0-0	0-0-0-0	0-0-0-0	0-0-0-0	2-2-0-0	3-8-1-0	0-0-0-0	1-2-0-1	5-1-2-0	0-0-0-0	0-0-0-0	0-0-0-0	5-2-0-1	2-1-1-0	0-0-0-0	2-4-1-1
TOR	2-2-0-0	0-0-0-0	6-5-1-0	0-2-0-0	0-0-0-0	3-1-0-0	3-2-1-0	0-0-0-0	3-1-0-0	1-1-0-0	0-0-0-0	2-0-0-0	0-0-0-0	3-3-1-1	2-0-0-0	1-3-0-0
TUC	2-2-0-0	1-5-0-0	0-0-0-0	0-0-0-0	0-0-0-0	0-0-0-0	0-0-0-0	3-4-0-1	0-0-0-0	0-0-0-0	3-3-2-0	0-0-0-0	1-3-0-0	0-0-0-0	0-0-0-0	0-0-0-0
UTI	0-0-0-0	0-0-0-0	3-2-1-0	0-1-1-0	3-0-1-0	0-0-0-0	5-1-1-1	0-0-0-0	0-0-0-0	1-1-0-0	0-0-0-0	1-1-0-0	0-0-0-0	3-3-0-0	2-1-1-0	0-0-0-0
WBS	0-0-0-0	0-0-0-0	1-1-0-0	4-2-0-0	2-6-0-0	0-0-0-0	3-0-1-0	0-0-0-0	0-0-0-0	3-2-0-1	0-0-0-0	4-7-1-0	0-0-0-0	1-1-0-0	6-5-0-1	0-0-0-0

	MIL	ONT	PRO	ROC	RFD	SD	SJ	SPR	STK	SYR	TEX	TOR	TUC	UTI	WBS
ABB	0-0-0-0	5-1-2-0	0-0-0-0	0-0-0-0	0-0-0-0	7-1-0-0	5-2-0-1	0-0-0-0	2-6-0-0	0-0-0-0	0-0-0-0	2-1-1-0	2-2-0-0	0-0-0-0	0-0-0-0
BAK	0-0-0-0	3-3-1-1	0-0-0-0	0-0-0-0	0-0-0-0	3-2-0-1	7-3-0-0	0-0-0-0	4-3-1-2	0-0-0-0	0-0-0-0	0-0-0-0	5-0-1-0	0-0-0-0	0-0-0-0
BEL	0-0-0-0	0-0-0-0	2-0-0-0	5-2-1-0	0-0-0-0	0-0-0-0	0-0-0-0	1-2-1-0	0-0-0-0	3-4-1-0	0-0-0-0	6-6-0-0	0-0-0-0	3-2-1-0	1-1-0-0
BRI	0-0-0-0	0-0-0-0	6-4-0-2	1-0-1-0	0-0-0-0	0-0-0-0	0-0-0-0	3-7-1-1	0-0-0-0	2-0-0-0	0-0-0-0	2-0-0-0	0-0-0-0	2-0-0-0	2-4-0-0
CLT	0-0-0-0	0-0-0-0	4-2-0-0	3-1-0-0	0-0-0-0	0-0-0-0	0-0-0-0	2-4-1-1	0-0-0-0	2-2-0-0	2-2-0-0	0-0-0-0	0-0-0-0	1-3-0-0	6-1-1-0
CHI	9-4-0-1	0-0-0-0	0-0-0-0	0-0-0-0	4-5-0-3	0-0-0-0	0-0-0-0	0-0-0-0	0-0-0-0	0-0-0-0	9-2-1-0	1-2-1-0	0-0-0-0	0-0-0-0	0-0-0-0
CLE	0-3-1-0	0-0-0-0	0-0-0-0	5-4-1-0	2-1-1-0	0-0-0-0	0-0-0-0	0-0-0-0	0-0-0-0	4-3-0-1	0-0-0-0	3-1-1-1	0-0-0-0	3-4-1-0	1-3-0-0
COL	4-0-0-0	4-2-0-0	0-0-0-0	0-0-0-0	0-0-0-0	5-1-0-0	4-4-0-0	0-0-0-0	3-3-2-0	0-0-0-0	3-0-0-1	0-0-0-0	5-3-0-0	0-0-0-0	0-0-0-0
GR	5-6-1-0	1-2-1-0	0-0-0-0	0-0-0-0	6-2-0-0	0-0-0-0	0-0-0-0	0-0-0-0	0-0-0-0	0-0-0-0	3-4-1-0	1-2-1-0	0-0-0-0	0-0-0-0	0-0-0-0
HFD	0-0-0-0	0-0-0-0	4-4-2-0	1-3-0-0	0-0-0-0	0-0-0-0	0-0-0-0	5-6-1-0	0-0-0-0	0-2-0-0	0-0-0-0	1-1-0-0	0-0-0-0	1-1-0-0	3-2-1-0
HSK	0-0-0-0	2-5-1-0	0-0-0-0	0-0-0-0	2-2-0-0	2-6-0-0	7-1-0-0	0-0-0-0	5-1-1-1	0-0-0-0	0-0-0-0	0-0-0-0	5-3-0-0	0-0-0-0	0-0-0-0
HER	0-0-0-0	0-0-0-0	1-5-0-0	0-2-0-0	0-0-0-0	0-0-0-0	0-0-0-0	4-0-2-0	0-0-0-0	1-2-1-0	0-0-0-0	0-1-1-0	0-0-0-0	1-1-0-0	8-3-1-0
IA	3-4-2-1	0-0-0-0	0-0-0-0	0-0-0-0	8-2-0-2	3-1-0-0	0-0-0-0	0-0-0-0	0-0-0-0	0-0-0-0	3-5-0-0	0-0-0-0	3-1-0-0	0-0-0-0	0-0-0-0
LAV	0-0-0-0	0-0-0-0	2-0-0-0	4-2-2-0	0-0-0-0	0-0-0-0	0-0-0-0	1-1-0-0	0-0-0-0	5-3-0-0	2-1-1-0	5-2-1-0	0-0-0-0	3-2-1-0	1-1-0-0
LHV	0-0-0-0	0-0-0-0	1-3-1-1	0-0-0-2	0-0-0-0	0-0-0-0	0-0-0-0	2-3-1-0	0-0-0-0	0-1-1-0	0-0-0-0	0-0-2-0	0-0-0-0	2-1-0-1	6-5-1-0
MB	7-4-1-0	0-0-0-0	0-0-0-0	0-0-0-0	3-5-0-0	0-0-0-0	0-0-0-0	0-0-0-0	0-0-0-0	0-0-0-0	6-2-0-0	3-1-0-0	0-0-0-0	0-0-0-0	0-0-0-0
MIL	-----	0-0-0-0	0-0-0-0	0-0-0-0	6-5-0-1	0-0-0-0	0-0-0-0	0-0-0-0	0-0-0-0	0-0-0-0	5-2-0-1	0-0-0-0	0-0-0-0	0-0-0-0	0-0-0-0
ONT	0-0-0-0	-----	0-0-0-0	0-0-0-0	0-0-0-0	9-3-0-0	5-0-1-0	0-0-0-0	3-2-1-2	0-0-0-0	0-0-0-0	0-0-0-0	5-2-1-0	0-0-0-0	0-0-0-0
PRO	0-0-0-0	0-0-0-0	-----	1-1-0-0	0-0-0-0	0-0-0-0	0-0-0-0	5-5-1-1	0-0-0-0	0-1-1-0	0-0-0-0	2-0-0-0	0-0-0-0	0-3-1-0	4-2-0-0
ROC	0-0-0-0	0-0-0-0	1-0-0-1	-----	0-0-0-0	0-0-0-0	0-0-0-0	1-1-0-0	0-0-0-0	4-6-2-0	0-0-0-0	2-3-0-1	0-0-0-0	6-5-1-0	2-0-0-0
RFD	6-5-1-0	0-0-0-0	0-0-0-0	0-0-0-0	-----	0-0-0-0	0-0-0-0	0-0-0-0	0-0-0-0	0-0-0-0	4-4-0-0	0-0-0-0	4-0-0-0	0-0-0-0	0-0-0-0
SD	0-0-0-0	3-8-1-0	0-0-0-0	0-0-0-0	0-0-0-0	-----	7-1-0-0	0-0-0-0	2-6-0-0	0-0-0-0	0-0-0-0	0-0-0-0	4-3-0-1	0-0-0-0	0-0-0-0
SJ	0-0-0-0	1-5-0-0	0-0-0-0	0-0-0-0	0-0-0-0	1-7-0-0	-----	0-0-0-0	1-7-1-1	0-0-0-0	2-2-0-0	0-0-0-0	4-1-0-1	0-0-0-0	0-0-0-0
SPR	0-0-0-0	0-0-0-0	7-5-0-0	1-0-0-1	0-0-0-0	0-0-0-0	0-0-0-0	-----	0-0-0-0	0-2-0-0	0-0-0-0	0-2-0-0	0-0-0-0	1-1-0-0	2-1-2-1
STK	0-0-0-0	5-2-0-1	0-0-0-0	0-0-0-0	0-0-0-0	6-2-0-0	9-1-0-0	0-0-0-0	-----	0-0-0-0	0-0-0-0	0-0-0-0	5-1-1-1	0-0-0-0	0-0-0-0
SYR	0-0-0-0	0-0-0-0	2-0-0-0	8-3-1-0	0-0-0-0	0-0-0-0	0-0-0-0	2-0-0-0	0-0-0-0	-----	0-0-0-0	2-0-1-1	0-0-0-0	3-10-1-0	3-0-1-0
TEX	3-3-1-1	0-0-0-0	0-0-0-0	0-0-0-0	4-3-0-1	0-0-0-0	2-1-0-1	0-0-0-0	0-0-0-0	0-0-0-0	-----	0-0-0-0	3-1-0-0	0-0-0-0	0-0-0-0
TOR	0-0-0-0	0-0-0-0	0-2-0-0	4-2-0-0	0-0-0-0	0-0-0-0	0-0-0-0	2-0-0-0	0-0-0-0	2-2-0-0	0-0-0-0	-----	0-0-0-0	2-2-0-0	1-2-1-0
TUC	0-0-0-0	3-4-1-0	0-0-0-0	0-0-0-0	0-3-1-0	4-4-0-0	2-4-0-0	0-0-0-0	3-5-0-0	0-0-0-0	1-2-1-0	0-0-0-0	-----	0-0-0-0	0-0-0-0
UTI	0-0-0-0	0-0-0-0	4-0-0-0	6-5-1-0	0-0-0-0	0-0-0-0	0-0-0-0	1-1-0-0	0-0-0-0	11-1-2-0	0-0-0-0	2-2-0-0	0-0-0-0	-----	1-1-0-0
WBS	0-0-0-0	0-0-0-0	2-2-2-0	0-2-0-0	0-0-0-0	0-0-0-0	0-0-0-0	4-1-0-1	0-0-0-0	1-3-0-0	0-0-0-0	3-1-0-0	0-0-0-0	1-0-0-1	-----

Special Teams Breakdown

Home Power Play Record

	TEAM	GP	ADV	PPGF	PCT
1	ONT	34	120	34	28.3
2	ROC	38	139	34	24.5
3	BAK	34	122	29	23.8
4	SYR	38	137	31	22.6
5	ABB	34	152	34	22.4
6	SJ	34	153	34	22.2
7	LAV	36	127	28	22.0
8	TOR	36	129	28	21.7
9	RFD	36	115	24	20.9
10	MB	36	115	24	20.9
11	MIL	38	115	24	20.9
12	STK	34	140	29	20.7
13	HSK	34	146	30	20.5
14	HFD	36	117	24	20.5
15	CLT	36	128	26	20.3
16	SD	34	133	27	20.3
17	CHI	38	163	32	19.6
18	UTI	36	118	23	19.5
19	IA	36	141	27	19.1
20	TUC	34	157	29	18.5
21	HER	38	141	25	17.7
22	BEL	36	140	24	17.1
23	TEX	36	157	26	16.6
24	PRO	36	157	26	16.6
25	SPR	38	160	26	16.3
26	COL	34	153	24	15.7
27	BRI	36	115	18	15.7
28	WBS	38	131	20	15.3
29	LHV	38	109	16	14.7
30	GR	38	135	19	14.1
31	CLE	38	129	16	12.4

Road Power Play Record

	TEAM	GP	ADV	PPGF	PCT
1	ONT	34	142	38	26.8
2	MIL	38	148	38	25.7
3	TEX	36	125	32	25.6
4	SPR	38	135	34	25.2
5	UTI	36	113	27	23.9
6	CLE	38	113	27	23.9
7	ABB	34	135	32	23.7
8	TUC	34	121	28	23.1
9	COL	34	149	34	22.8
10	ROC	38	138	31	22.5
11	BEL	36	129	27	20.9
12	CHI	38	158	31	19.6
13	SD	34	135	26	19.3
14	GR	38	146	28	19.2
15	STK	34	140	26	18.6
16	MB	36	141	26	18.4
17	HSK	34	131	24	18.3
18	PRO	36	142	26	18.3
19	SJ	34	155	28	18.1
20	CLT	36	122	22	18.0
21	TOR	36	128	23	18.0
22	RFD	36	112	20	17.9
23	IA	36	135	24	17.8
24	HFD	36	126	22	17.5
25	BRI	36	111	19	17.1
26	HER	38	123	21	17.1
27	SYR	38	121	17	14.0
28	BAK	34	129	18	14.0
29	WBS	38	151	21	13.9
30	LAV	36	130	18	13.8
31	LHV	38	144	19	13.2

Overall Power Play Record

	TEAM	GP	ADV	PPGF	PCT
1	ONT	68	262	72	27.5
2	MIL	76	263	62	23.6
3	ROC	76	277	65	23.5
4	ABB	68	287	66	23.0
5	UTI	72	231	50	21.6
6	TEX	72	282	58	20.6
7	TUC	68	278	57	20.5
8	SPR	76	295	60	20.3
9	SJ	68	308	62	20.1
10	TOR	72	257	51	19.8
11	SD	68	268	53	19.8
12	STK	68	280	55	19.6
13	CHI	76	321	63	19.6
14	MB	72	256	50	19.5
15	HSK	68	277	54	19.5
16	RFD	72	227	44	19.4
17	COL	68	302	58	19.2
18	CLT	72	250	48	19.2
19	BEL	72	269	51	19.0
20	HFD	72	243	46	18.9
21	BAK	68	251	47	18.7
22	SYR	76	258	48	18.6
23	IA	72	276	51	18.5
24	LAV	72	257	46	17.9
25	CLE	76	242	43	17.8
26	HER	76	264	46	17.4
27	PRO	72	299	52	17.4
28	GR	76	281	47	16.7
29	BRI	72	226	37	16.4
30	WBS	76	282	41	14.5
31	LHV	76	253	35	13.8

Home Penalty Killing Record

	TEAM	GP	TSH	PPGA	PCT
1	STK	34	138	13	90.6
2	UTI	36	110	13	88.2
3	PRO	36	145	21	85.5
4	IA	36	138	20	85.5
5	SD	34	127	20	84.3
6	HER	38	142	23	83.8
7	CHI	38	139	23	83.5
8	CLE	38	136	23	83.1
9	LAV	36	118	20	83.1
10	BEL	36	146	26	82.2
11	CLT	36	129	24	81.4
12	ROC	38	135	26	80.7
13	RFD	36	129	25	80.6
14	ABB	34	159	31	80.5
15	BRI	36	116	23	80.2
16	LHV	38	120	24	80.0
17	HSK	34	161	33	79.5
18	TUC	34	148	31	79.1
19	BAK	34	133	28	78.9
20	HFD	36	117	25	78.6
21	MB	36	117	25	78.6
22	WBS	38	135	29	78.5
23	TEX	36	133	29	78.2
24	SPR	38	132	29	78.0
25	MIL	38	154	34	77.9

Road Penalty Killing Record

	TEAM	GP	TSH	PPGA	PCT
1	CLT	36	124	14	88.7
2	MB	36	143	21	85.3
3	LHV	38	137	21	84.7
4	BAK	34	162	26	84.0
5	TEX	36	140	23	83.6
6	PRO	36	133	22	83.5
7	BEL	36	157	26	83.4
8	RFD	36	120	20	83.3
9	WBS	38	143	24	83.2
10	STK	34	153	26	83.0
11	SYR	38	141	24	83.0
12	BRI	36	117	20	82.9
13	CHI	38	117	20	82.9
14	IA	36	140	24	82.9
15	ONT	34	134	23	82.8
16	HSK	34	146	27	81.5
17	TOR	36	134	25	81.3
18	MIL	38	157	30	80.9
19	ABB	34	136	27	80.1
20	HER	38	130	27	79.2
21	LAV	36	131	28	78.6
22	SPR	38	144	31	78.5
23	ROC	38	129	28	78.3
24	SD	34	131	29	77.9
25	HFD	36	125	28	77.6

Overall Penalty Killing Record

	TEAM	GP	TSH	PPGA	PCT
1	STK	68	291	39	86.6
2	CLT	72	253	38	85.0
3	PRO	72	278	43	84.5
4	IA	72	278	44	84.2
5	CHI	76	256	43	83.2
6	BEL	72	303	52	82.8
7	LHV	76	257	45	82.5
8	MB	72	260	46	82.3
9	UTI	72	227	41	81.9
10	RFD	72	249	45	81.9
11	BAK	68	295	54	81.7
12	HER	76	272	50	81.6
13	BRI	72	233	43	81.5
14	SD	68	258	49	81.0
15	TEX	72	273	52	81.0
16	WBS	76	278	53	80.9
17	LAV	72	249	48	80.7
18	HSK	68	307	60	80.5
19	ABB	68	295	58	80.3
20	SYR	76	260	52	80.0
21	CLE	76	277	56	79.8
22	ROC	76	264	54	79.5
23	MIL	76	311	64	79.4
24	TOR	72	277	60	78.3
25	SPR	76	276	60	78.3

26	IGR	38	122	27	77.9	26	CLE	38	141	33	76.6	26	HFD	72	242	53	78.1
27	COL	34	130	30	76.9	27	COL	34	134	32	76.1	27	ONT	68	266	62	76.7
28	SYR	38	119	28	76.5	28	UTI	36	117	28	76.1	28	COL	68	264	62	76.5
29	SJ	34	125	30	76.0	29	SJ	34	136	36	73.5	29	GR	76	252	62	75.4
30	TOR	36	143	35	75.5	30	GR	38	130	35	73.1	30	TUC	68	260	64	75.4
31	ONT	34	132	39	70.5	31	TUC	34	112	33	70.5	31	SJ	68	261	66	74.7

Home SHGF

Road SHGF

Overall SHGF

	TEAM	GP	SHGF
1	UTI	36	9
2	HER	38	8
3	CHI	38	8
4	ABB	34	8
5	LAV	36	7
6	STK	34	7
7	TOR	36	7
8	SJ	34	7
9	CLE	38	6
10	PRO	36	6
11	TEX	36	6
12	CLT	36	6
13	BEL	36	6
14	HFD	36	5
15	COL	34	5
16	GR	38	4
17	LHV	38	4
18	ROC	38	4
19	SD	34	4
20	WBS	38	4
21	IA	36	4
22	RFD	36	4
23	BRI	36	3
24	MIL	38	3
25	BAK	34	3
26	SPR	38	3
27	MB	36	3
28	TUC	34	3
29	HSK	34	2
30	SYR	38	2
31	ONT	34	1

	TEAM	GP	SHGF
1	STK	34	8
2	TOR	36	7
3	LAV	36	6
4	CLT	36	6
5	SPR	38	5
6	UTI	36	4
7	MIL	38	4
8	BAK	34	4
9	MB	36	4
10	ONT	34	4
11	CHI	38	4
12	ABB	34	4
13	SYR	38	4
14	HFD	36	4
15	HFD	36	3
16	CLE	38	3
17	COL	34	3
18	GR	38	3
19	TEX	36	3
20	HSK	34	3
21	LHV	38	3
22	SD	34	3
23	BEL	36	3
24	IA	36	3
25	SJ	34	3
26	BRI	36	2
27	HER	38	2
28	PRO	36	2
29	ROC	38	1
30	TUC	34	0
31	WBS	38	0

	TEAM	GP	SHGF
1	STK	68	15
2	TOR	72	14
3	LAV	72	13
4	UTI	72	13
5	CLT	72	12
6	CHI	76	12
7	ABB	68	12
8	SJ	68	10
9	HER	76	10
10	BEL	72	9
11	CLE	76	9
12	TEX	72	9
13	SPR	76	8
14	HFD	72	8
15	PRO	72	8
16	COL	68	8
17	RFD	72	8
18	GR	76	7
19	IA	72	7
20	BAK	68	7
21	MIL	76	7
22	LHV	76	7
23	SD	68	7
24	MB	72	7
25	SYR	76	6
26	ROC	76	5
27	BRI	72	5
28	ONT	68	5
29	HSK	68	5
30	WBS	76	4
31	TUC	68	3

Home SHGA

Road SHGA

Overall SHGA

	TEAM	GP	SHGA
1	LAV	36	0
2	ONT	34	0
3	CLT	36	1
4	UTI	36	2
5	BAK	34	2
6	LHV	38	2
7	WBS	38	2
8	SYR	38	2
9	BRI	36	3
10	STK	34	3
11	COL	34	3
12	PRO	36	3
13	TEX	36	3
14	MB	36	3
15	SJ	34	3
16	RFD	36	3
17	HER	38	4
18	SPR	38	4
19	HSK	34	4
20	CHI	38	4
21	ABB	34	4
22	TOR	36	4
23	BEL	36	4
24	IA	36	4
25	MIL	38	5
26	HFD	36	5
27	CLE	38	5

	TEAM	GP	SHGA
1	STK	34	2
2	TUC	34	2
3	IA	36	2
4	BRI	36	3
5	UTI	36	3
6	CLE	38	3
7	ONT	34	3
8	BAK	34	4
9	PRO	36	4
10	TEX	36	4
11	MB	36	4
12	CHI	38	4
13	CLT	36	4
14	BEL	36	4
15	LAV	36	5
16	HER	38	5
17	ROC	38	5
18	TOR	36	5
19	SJ	34	5
20	MIL	38	6
21	COL	34	6
22	GR	38	6
23	HSK	34	6
24	SD	34	6
25	RFD	36	6
26	SPR	38	7
27	ABB	34	7

	TEAM	GP	SHGA
1	ONT	68	3
2	CLT	72	5
3	STK	68	5
4	LAV	72	5
5	UTI	72	5
6	IA	72	6
7	BAK	68	6
8	BRI	72	6
9	PRO	72	7
10	MB	72	7
11	TEX	72	7
12	SJ	68	8
13	TUC	68	8
14	CHI	76	8
15	BEL	72	8
16	CLE	76	8
17	WBS	76	9
18	TOR	72	9
19	HER	76	9
20	COL	68	9
21	RFD	72	9
22	SYR	76	10
23	HSK	68	10
24	LHV	76	10
25	SPR	76	11
26	GR	76	11
27	MIL	76	11

28	GR	38	5	28	WBS	38	7	28	ABB	68	11
29	TUC	34	6	29	HFD	36	8	29	SD	68	12
30	SD	34	6	30	LHV	38	8	30	HFD	72	13
31	ROC	38	9	31	SYR	38	8	31	ROC	76	14

Team Scoring By Period

TEAM	-1ST PER-		-2ND PER-		-3RD PER-		OVERTIME		SHOOTOUT		TOTAL	
	GF	GA	GF	GA	GF	GA	GF	GA	GF	GA	GF	GA
Abbotsford	71	62	77	53	73	79	7	5	2	1	230	200
Bakersfield	68	57	75	64	77	61	5	5	0	5	225	192
Belleville	61	54	71	79	77	81	5	4	5	0	219	218
Bridgeport	72	77	62	74	72	64	5	7	2	4	213	226
Charlotte	74	59	69	66	85	66	2	5	4	1	234	197
Chicago	87	62	78	72	89	50	6	5	1	5	261	194
Cleveland	54	88	69	89	74	72	8	8	2	5	207	262
Colorado	72	74	85	64	79	62	3	4	5	3	244	207
Grand Rapids	65	74	66	76	68	82	8	6	2	2	209	240
Hartford	58	80	66	70	72	67	3	6	6	2	205	225
Henderson	68	56	63	73	69	69	5	4	4	1	209	203
Hershey	56	48	67	61	68	90	10	6	1	4	202	209
Iowa	57	62	81	62	55	76	7	4	2	5	202	209
Laval	62	71	86	76	90	77	6	5	2	2	246	231
Lehigh Valley	53	68	64	78	74	78	2	10	2	5	195	239
Manitoba	65	60	75	66	77	71	5	5	6	2	228	204
Milwaukee	63	74	72	75	84	70	7	5	3	4	229	228
Ontario	83	69	89	77	78	64	7	5	2	4	259	219
Providence	64	52	61	64	65	65	5	5	4	6	199	192
Rochester	80	71	90	90	74	99	7	7	3	3	254	270
Rockford	74	65	75	78	65	73	2	4	7	1	223	221
San Diego	50	64	84	79	62	73	0	4	1	3	197	223
San Jose	57	98	69	96	73	91	1	4	2	2	202	291
Springfield	66	63	79	76	76	73	8	6	4	3	233	221
Stockton	81	49	74	63	75	66	6	5	6	2	242	185
Syracuse	62	63	84	84	87	73	8	7	1	2	242	229
Texas	68	69	72	76	73	73	4	6	2	6	219	230
Toronto	73	73	91	78	67	88	9	4	3	1	243	244
Tucson	66	90	57	94	53	78	3	5	3	1	182	268
Utica	72	50	82	82	84	65	6	8	2	1	246	206
Wilkes-Barre/Scranton	61	61	71	69	68	87	8	4	1	4	209	225
TOTAL	2063	2063	2304	2304	2283	2283	168	168	90	90	6908	6908

Team Shots By Period

TEAM	-1ST PER-		-2ND PER-		-3RD PER-		OVERTIME		SHOOTOUT		TOTAL	
	SF	SA	SF	SA	SF	SA	SF	SA	SF	SA	SF	SA
Abbotsford	661	670	647	661	563	602	28	36	11	12	1910	1981
Bakersfield	704	602	763	648	673	590	34	29	17	16	2191	1885
Belleville	738	701	750	767	638	723	38	31	16	16	2180	2238
Bridgeport	709	763	683	860	693	748	29	31	25	27	2139	2429
Charlotte	759	722	723	745	648	651	22	41	23	24	2175	2183
Chicago	898	627	886	692	798	616	32	32	22	22	2636	1989
Cleveland	757	812	820	745	732	661	50	46	39	38	2398	2302
Colorado	791	634	804	669	725	573	29	37	26	27	2375	1940
Grand Rapids	722	813	734	795	645	746	25	36	22	21	2148	2411
Hartford	711	732	653	755	683	640	30	31	32	33	2109	2191
Henderson	635	708	653	733	593	709	31	39	19	20	1931	2209
Hershey	754	679	810	699	751	626	49	33	19	19	2383	2056
Iowa	736	714	788	732	728	725	41	26	23	22	2316	2219
Laval	665	737	790	724	742	762	28	28	19	19	2244	2270
Lehigh Valley	662	756	752	735	660	695	27	37	22	21	2123	2244
Manitoba	780	571	769	657	775	562	45	43	31	34	2400	1867
Milwaukee	709	805	765	818	688	728	41	43	23	22	2226	2416
Ontario	649	684	675	746	596	670	45	22	18	18	1983	2140
Providence	756	683	783	741	665	708	45	43	42	40	2291	2215
Rochester	704	787	694	850	654	781	44	33	18	18	2114	2469
Rockford	637	827	665	836	607	718	25	25	28	29	1962	2435
San Diego	532	677	653	723	523	654	16	19	14	14	1738	2087
San Jose	643	756	658	717	652	640	15	17	17	17	1985	2147
Springfield	811	774	830	820	769	707	45	44	23	23	2478	2368
Stockton	756	669	803	684	680	647	34	42	29	29	2302	2071
Syracuse	809	658	841	670	772	660	35	37	8	7	2465	2032
Texas	728	720	728	718	650	694	31	30	38	38	2175	2200
Toronto	698	762	733	810	639	742	29	37	18	19	2117	2370
Tucson	644	724	632	719	668	607	21	18	13	11	1978	2079
Utica	687	673	667	759	639	687	34	29	10	10	2037	2158
Wilkes-Barre/Scranton	772	777	803	727	714	691	36	39	16	15	2341	2249
TOTAL	22217	22217	22955	22955	20963	20963	1034	1034	681	681	67850	67850

Goals For And Goals Against Per Game

RK	TEAM	GP	GF	GF/GAME	RK	TEAM	GP	GA	GA/GAME
1	Ontario	68	259	3.81	1	Chicago	76	194	2.55
2	Colorado	68	244	3.59	2	Providence	72	192	2.67
3	Stockton	68	242	3.56	3	Stockton	68	185	2.72
4	Chicago	76	261	3.43	4	Charlotte	72	197	2.74
5	Utica	72	246	3.42	5	Hershey	76	209	2.75
6	Laval	72	246	3.42	6	Bakersfield	68	192	2.82
7	Abbotsford	68	230	3.38	7	Manitoba	72	204	2.83
8	Toronto	72	243	3.38	8	Utica	72	206	2.86
9	Rochester	76	254	3.34	9	Iowa	72	209	2.90
10	Bakersfield	68	225	3.31	10	Springfield	76	221	2.91
11	Charlotte	72	234	3.25	11	Abbotsford	68	200	2.94
12	Syracuse	76	242	3.18	12	Wilkes-Barre/Scranton	76	225	2.96
13	Manitoba	72	228	3.17	13	Henderson	68	203	2.99
14	Rockford	72	223	3.10	14	Milwaukee	76	228	3.00
15	Henderson	68	209	3.07	15	Syracuse	76	229	3.01
16	Springfield	76	233	3.07	16	Belleville	72	218	3.03
17	Belleville	72	219	3.04	17	Colorado	68	207	3.04
18	Texas	72	219	3.04	18	Rockford	72	221	3.07
19	Milwaukee	76	229	3.01	19	Hartford	72	225	3.13
20	San Jose	68	202	2.97	20	Bridgeport	72	226	3.14
21	Bridgeport	72	213	2.96	21	Lehigh Valley	76	239	3.14
22	San Diego	68	197	2.90	22	Grand Rapids	76	240	3.16
23	Hartford	72	205	2.85	23	Texas	72	230	3.19
24	Iowa	72	202	2.81	24	Laval	72	231	3.21
25	Providence	72	199	2.76	25	Ontario	68	219	3.22
26	Grand Rapids	76	209	2.75	26	San Diego	68	223	3.28
27	Wilkes-Barre/Scranton	76	209	2.75	27	Toronto	72	244	3.39
28	Cleveland	76	207	2.72	28	Cleveland	76	262	3.45
29	Tucson	68	182	2.68	29	Rochester	76	270	3.55
30	Hershey	76	202	2.66	30	Tucson	68	268	3.94
31	Lehigh Valley	76	195	2.57	31	San Jose	68	291	4.28

Shots For And Shots Against Per Game

RK	TEAM	GP	SF	SF/GAME	RK	TEAM	GP	SA	SA/GAME
1	Colorado	68	2354	34.62	1	Manitoba	72	1835	25.49
2	Chicago	76	2615	34.41	2	Chicago	76	1972	25.95
3	Stockton	68	2279	33.51	3	Syracuse	76	2027	26.67
4	Manitoba	72	2375	32.99	4	Hershey	76	2041	26.86
5	Springfield	76	2459	32.36	5	Bakersfield	68	1874	27.56
6	Syracuse	76	2458	32.34	6	Colorado	68	1916	28.18
7	Bakersfield	68	2174	31.97	7	Abbotsford	68	1970	28.97
8	Iowa	72	2295	31.88	8	Lehigh Valley	76	2228	29.32
9	Providence	72	2253	31.29	9	Wilkes-Barre/Scranton	76	2238	29.45
10	Hershey	76	2365	31.12	10	Utica	72	2149	29.85
11	Cleveland	76	2361	31.07	11	Cleveland	76	2269	29.86
12	Laval	72	2227	30.93	12	Hartford	72	2160	30.00
13	Wilkes-Barre/Scranton	76	2326	30.61	13	Charlotte	72	2160	30.00
14	Belleville	72	2169	30.13	14	Stockton	68	2044	30.06
15	Charlotte	72	2156	29.94	15	Texas	72	2168	30.11
16	Texas	72	2139	29.71	16	Providence	72	2181	30.29
17	Bridgeport	72	2116	29.39	17	Tucson	68	2069	30.43
18	Toronto	72	2102	29.19	18	San Diego	68	2076	30.53
19	Milwaukee	76	2206	29.03	19	Iowa	72	2202	30.58
20	San Jose	68	1970	28.97	20	Belleville	72	2222	30.86
21	Tucson	68	1968	28.94	21	Springfield	76	2348	30.89
22	Hartford	72	2083	28.93	22	Ontario	68	2126	31.26
23	Ontario	68	1967	28.93	23	Laval	72	2253	31.29
24	Utica	72	2029	28.18	24	San Jose	68	2132	31.35
25	Henderson	68	1916	28.18	25	Grand Rapids	76	2392	31.47
26	Grand Rapids	76	2128	28.00	26	Milwaukee	76	2398	31.55
27	Abbotsford	68	1901	27.96	27	Henderson	68	2190	32.21
28	Lehigh Valley	76	2103	27.67	28	Rochester	76	2454	32.29
29	Rochester	76	2099	27.62	29	Toronto	72	2352	32.67
30	Rockford	72	1941	26.96	30	Bridgeport	72	2406	33.42
31	San Diego	68	1725	25.37	31	Rockford	72	2407	33.43

Miscellaneous Overall Team Records

	Leading After 1 Period	Leading After 2 Periods	Tied After 1 Period	Tied After 2 Periods	Trailing After 1 Period	Trailing After 2 Periods	Out Shooting Opponent	Out Shot by Opponent
Abbotsford	21-2-2-0	31-3-1-1	13-7-1-1	5-4-2-0	5-14-2-0	3-16-2-0	24-8-0-0	14-14-4-1
Bakersfield	21-2-1-0	26-1-4-0	10-7-3-2	7-5-0-3	6-12-1-3	4-15-1-2	27-14-2-2	10-7-3-3
Belleville	20-4-2-0	24-1-2-0	12-8-2-0	12-5-2-0	8-16-0-0	4-22-0-0	22-10-1-0	17-18-3-0
Bridgeport	12-8-1-1	17-1-2-0	8-10-4-1	11-10-2-2	11-12-2-2	3-19-3-2	12-10-1-1	18-19-5-3
Charlotte	20-7-1-1	23-0-2-0	15-5-4-0	14-6-1-1	7-12-0-0	5-18-2-0	22-15-1-1	18-7-4-0
Chicago	27-5-3-3	32-0-1-1	16-3-1-1	9-3-2-3	7-8-1-1	9-13-2-1	43-11-3-4	6-3-1-1
Cleveland	12-3-2-0	17-3-0-0	9-6-4-4	7-4-4-3	7-26-2-1	4-28-4-2	14-21-4-1	12-11-3-4
Colorado	11-4-2-1	25-1-2-1	20-3-1-1	10-3-1-1	8-15-1-1	4-18-1-1	29-15-2-1	9-6-1-2
Grand Rapids	16-4-0-0	22-3-2-0	7-11-4-1	7-4-0-1	10-20-2-1	4-28-4-1	13-8-1-1	18-25-5-1
Hartford	9-4-2-0	19-0-3-0	16-9-2-0	9-5-2-0	7-19-2-2	4-27-1-2	14-11-4-1	15-20-2-1
Henderson	21-8-1-0	22-0-1-1	8-7-2-1	6-6-1-0	6-13-1-0	7-22-2-0	13-11-2-0	18-17-2-1
Hershey	18-5-2-1	23-4-1-1	11-16-3-1	8-12-3-2	5-11-1-2	3-16-2-1	19-23-3-4	12-9-3-0
Iowa	16-3-1-1	25-2-2-2	7-12-1-3	4-6-2-2	9-16-2-1	3-23-0-1	16-16-3-1	12-12-1-4
Laval	17-4-1-1	28-2-0-1	12-9-1-1	5-2-1-1	10-13-3-0	6-22-4-0	20-11-3-0	18-14-2-2
Lehigh Valley	9-4-3-2	17-2-2-1	11-12-4-2	7-7-5-2	9-16-3-1	5-23-3-2	11-14-3-1	17-17-7-4
Manitoba	24-3-1-1	29-2-2-0	9-6-2-1	7-2-2-1	8-15-2-0	5-20-1-1	32-19-3-2	7-3-2-0
Milwaukee	19-1-0-2	19-1-1-2	12-9-3-2	17-4-1-0	8-18-2-0	3-23-3-2	14-10-2-2	22-18-3-1
Ontario	25-2-1-0	32-0-2-1	9-6-4-3	3-3-3-3	7-10-0-1	6-15-0-0	19-5-0-1	20-13-4-3
Providence	17-6-1-1	23-0-2-1	14-7-4-5	11-6-3-2	5-12-0-0	2-19-0-3	25-14-1-3	10-11-4-3
Rochester	25-4-2-2	25-1-3-1	5-7-3-1	7-1-3-2	7-18-2-0	5-27-1-0	8-15-2-0	29-14-5-2
Rockford	21-5-3-0	27-1-1-1	12-8-0-0	6-6-2-0	4-17-1-1	4-23-1-0	13-6-0-0	23-21-4-1
San Diego	14-3-1-0	22-3-3-1	10-8-2-2	5-3-0-1	4-22-1-1	1-27-1-1	8-8-1-1	19-24-3-2
San Jose	8-4-2-0	11-3-0-1	7-11-0-1	3-5-2-0	5-27-2-1	6-34-2-1	7-15-0-0	12-20-4-2
Springfield	18-7-3-1	23-3-3-2	13-4-2-1	16-4-1-0	12-13-1-1	4-17-2-1	26-10-3-0	15-14-3-3
Stockton	24-2-2-2	31-1-4-1	18-7-3-0	7-3-1-1	3-7-0-0	7-12-0-0	30-8-2-2	12-8-3-0
Syracuse	21-1-4-0	27-1-2-0	13-8-1-2	9-6-2-1	7-17-2-0	5-19-3-1	29-18-4-2	11-8-3-0
Texas	12-5-1-5	23-3-0-4	15-9-4-0	8-6-2-1	5-14-1-1	1-19-4-1	16-10-1-1	12-17-4-4
Toronto	18-7-2-1	28-5-2-1	8-4-0-0	5-5-1-0	11-19-2-0	4-20-1-0	14-8-1-0	23-20-3-1
Tucson	13-5-4-0	14-1-2-0	5-12-0-1	6-5-2-0	5-22-1-0	3-33-1-1	10-18-2-0	12-21-2-1
Utica	22-5-6-0	31-2-3-0	15-4-2-1	6-2-3-0	6-11-0-0	6-16-2-1	16-14-2-0	25-5-5-1
Wilkes-Barre/Scranton	14-5-1-2	25-0-1-2	15-10-2-2	7-9-2-1	6-18-1-0	3-24-1-1	21-12-2-1	14-18-1-3
	1-Goal Games	2-Goal Games	3-Goal Games	4-Goal Games	5-Goal Games	6-Goal Games	> 6-Goal Games	
Abbotsford	13-5-5-1	9-8-0-0	9-5-0-0	4-3-0-0	2-0-0-0	2-2-0-0	0-0-0-0	
Bakersfield	14-5-5-5	5-8-0-0	6-7-0-0	12-0-0-0	0-1-0-0	0-0-0-0	0-0-0-0	
Belleville	23-6-4-0	1-7-0-0	10-7-0-0	4-6-0-0	2-1-0-0	0-1-0-0	0-0-0-0	
Bridgeport	13-13-7-4	8-7-0-0	7-6-0-0	3-3-0-0	0-0-0-0	0-0-0-0	0-1-0-0	
Charlotte	14-6-5-1	11-9-0-0	11-4-0-0	3-4-0-0	2-0-0-0	0-1-0-0	1-0-0-0	
Chicago	15-5-5-5	17-6-0-0	8-2-0-0	7-2-0-0	3-0-0-0	0-0-0-0	0-1-0-0	
Cleveland	17-5-8-5	4-10-0-0	1-12-0-0	4-6-0-0	2-1-0-0	0-1-0-0	0-0-0-0	
Colorado	17-10-4-3	7-3-0-0	6-7-0-0	5-0-0-0	2-1-0-0	0-0-0-0	2-1-0-0	
Grand Rapids	13-7-6-2	9-9-0-0	7-9-0-0	1-8-0-0	3-2-0-0	0-0-0-0	0-0-0-0	
Hartford	16-10-6-2	6-9-0-0	6-7-0-0	4-5-0-0	0-1-0-0	0-0-0-0	0-0-0-0	
Henderson	12-7-4-1	6-4-0-0	12-13-0-0	3-3-0-0	2-1-0-0	0-0-0-0	0-0-0-0	
Hershey	15-8-6-4	5-11-0-0	7-9-0-0	4-3-0-0	3-1-0-0	0-0-0-0	0-0-0-0	
Iowa	15-8-4-5	3-11-0-0	7-7-0-0	2-3-0-0	5-2-0-0	0-0-0-0	0-0-0-0	
Laval	13-3-5-2	7-6-0-0	5-6-0-0	11-8-0-0	2-3-0-0	1-0-0-0	0-0-0-0	
Lehigh Valley	13-6-10-5	7-9-0-0	6-9-0-0	3-5-0-0	0-3-0-0	0-0-0-0	0-0-0-0	
Manitoba	19-6-5-2	9-7-0-0	3-4-0-0	4-5-0-0	4-1-0-0	2-1-0-0	0-0-0-0	
Milwaukee	16-9-5-4	10-6-0-0	9-6-0-0	2-3-0-0	2-4-0-0	0-0-0-0	0-0-0-0	
Ontario	15-5-5-4	3-5-0-0	17-1-0-0	5-6-0-0	0-0-0-0	1-0-0-0	0-1-0-0	
Providence	14-3-5-6	6-5-0-0	6-12-0-0	8-5-0-0	1-0-0-0	1-0-0-0	0-0-0-0	
Rochester	20-7-7-3	7-8-0-0	2-5-0-0	7-7-0-0	0-1-0-0	0-0-0-0	1-1-0-0	
Rockford	17-8-4-1	8-8-0-0	6-10-0-0	4-1-0-0	1-3-0-0	0-0-0-0	1-0-0-0	
San Diego	7-6-4-3	9-8-0-0	5-11-0-0	6-7-0-0	1-1-0-0	0-0-0-0	0-0-0-0	
San Jose	6-5-4-2	3-8-0-0	7-16-0-0	3-8-0-0	1-1-0-0	0-3-0-0	0-1-0-0	
Springfield	18-2-6-3	13-13-0-0	7-3-0-0	4-4-0-0	1-0-0-0	0-2-0-0	0-0-0-0	
Stockton	18-4-5-2	9-3-0-0	12-4-0-0	3-5-0-0	0-0-0-0	1-0-0-0	2-0-0-0	
Syracuse	14-5-7-2	12-7-0-0	8-7-0-0	6-5-0-0	0-2-0-0	1-0-0-0	0-0-0-0	

Texas	16-8-6-6	7-11-0-0	5-5-0-0	2-2-0-0	1-2-0-0	1-0-0-0	0-0-0-0	
Toronto	14-7-4-1	6-8-0-0	9-4-0-0	7-8-0-0	1-3-0-0	0-0-0-0	0-0-0-0	
Tucson	14-6-5-1	3-6-0-0	3-11-0-0	3-12-0-0	0-3-0-0	0-0-0-0	0-1-0-0	
Utica	14-9-8-1	13-4-0-0	11-4-0-0	5-2-0-0	0-0-0-0	0-0-0-0	0-1-0-0	
Wilkes-Barre/Scranton	16-9-4-4	7-6-0-0	4-9-0-0	6-6-0-0	0-3-0-0	1-0-0-0	1-0-0-0	

Miscellaneous Home Team Records

	Leading After 1 Period	Leading After 2 Periods	Tied After 1 Period	Tied After 2 Periods	Trailing After 1 Period	Trailing After 2 Periods	Out Shooting Opponent	Out Shot by Opponent
Abbotsford	12-1-2-0	17-1-1-1	6-3-1-1	3-2-2-0	2-5-1-0	0-6-1-0	14-4-0-0	5-4-3-1
Bakersfield	12-0-1-0	15-0-1-0	6-2-0-1	3-2-0-1	3-7-1-1	3-7-1-1	16-6-1-0	5-3-1-2
Belleville	11-3-1-0	12-0-1-0	5-5-1-0	6-3-1-0	3-7-0-0	1-12-0-0	10-5-1-0	9-10-1-0
Bridgeport	7-3-0-1	9-0-1-0	4-4-0-0	7-4-0-1	7-7-2-1	2-10-1-1	9-7-1-1	9-7-1-1
Charlotte	10-3-1-0	10-0-2-0	8-3-4-0	8-2-1-0	4-3-0-0	4-7-2-0	11-5-1-0	9-4-4-0
Chicago	17-2-3-1	16-0-1-1	4-1-0-1	4-1-2-1	4-4-0-1	5-6-0-1	20-4-2-3	4-2-1-0
Cleveland	7-1-0-0	9-2-0-0	4-4-2-1	2-3-1-1	2-15-2-0	2-15-3-0	7-11-2-0	6-6-1-1
Colorado	6-2-0-0	14-1-1-0	11-1-1-0	5-2-0-0	4-9-0-0	2-9-0-0	15-10-1-0	5-1-0-0
Grand Rapids	10-3-0-0	14-2-2-0	5-6-4-1	2-1-0-1	2-7-0-0	1-13-2-0	5-5-1-1	11-10-3-0
Hartford	7-2-1-0	13-0-2-0	8-4-1-0	5-2-0-0	5-7-0-1	2-11-0-1	9-5-2-1	8-8-0-0
Henderson	11-4-1-0	10-0-1-0	7-2-1-0	6-1-0-0	2-6-0-0	4-11-1-0	6-7-1-0	11-5-1-0
Hershey	10-1-2-1	15-1-1-1	7-9-0-1	5-6-1-2	4-2-0-1	1-5-0-0	15-9-1-3	5-3-1-0
Iowa	9-1-1-1	14-0-1-1	3-4-1-2	2-3-1-1	5-9-0-0	1-11-0-1	9-7-1-1	6-5-1-2
Laval	11-3-1-0	18-1-0-0	8-2-1-1	3-2-1-1	5-3-1-0	3-5-2-0	14-4-3-0	9-3-0-1
Lehigh Valley	7-2-1-1	9-0-1-0	5-6-3-2	4-4-4-1	4-5-2-0	3-9-1-2	7-4-1-0	8-8-5-3
Manitoba	14-1-0-1	18-0-0-0	5-3-0-1	4-2-0-1	6-5-0-0	3-7-0-1	19-7-0-2	5-1-0-0
Milwaukee	11-1-0-0	8-1-1-1	5-3-3-1	10-0-1-0	4-9-1-0	2-12-2-0	8-6-2-1	11-7-2-0
Ontario	12-2-0-0	16-0-2-1	7-1-4-2	1-1-2-1	4-2-0-0	6-4-0-0	12-1-0-1	10-4-3-1
Providence	10-2-0-0	14-0-0-0	8-4-2-0	6-2-2-0	2-8-0-0	0-12-0-0	11-10-1-0	8-4-1-0
Rochester	12-2-0-2	13-0-1-1	3-2-2-0	3-1-2-1	5-9-1-0	4-12-0-0	5-8-1-0	15-5-2-2
Rockford	10-3-1-0	11-1-0-0	7-4-0-0	5-4-2-0	1-9-1-0	2-11-0-0	8-3-0-0	10-11-2-0
San Diego	7-0-1-0	13-2-2-0	7-5-1-0	3-0-0-0	3-9-1-0	1-12-1-0	3-4-1-0	13-9-2-0
San Jose	4-3-2-0	6-1-0-1	3-3-0-1	2-3-2-0	2-16-0-0	1-18-0-0	4-9-0-0	5-11-2-1
Springfield	12-4-1-0	14-1-1-0	6-1-1-0	8-0-0-0	8-5-0-0	4-9-1-0	18-6-2-0	7-4-0-0
Stockton	14-1-2-0	17-0-4-0	8-3-3-0	4-1-1-0	2-1-0-0	3-4-0-0	18-2-2-0	6-3-3-0
Syracuse	15-1-1-0	16-0-0-0	5-2-0-2	5-1-1-1	4-8-0-0	3-10-0-1	20-9-1-2	4-2-0-0
Texas	7-2-0-3	11-1-0-2	4-6-2-0	4-4-2-0	4-7-1-0	0-10-1-1	10-5-1-1	3-10-2-1
Toronto	10-2-1-1	16-2-1-1	5-3-0-0	1-1-0-0	3-10-1-0	1-12-1-0	6-4-1-0	12-10-1-1
Tucson	8-2-2-0	8-0-1-0	3-5-0-1	4-1-0-0	3-10-0-0	2-16-1-1	8-8-0-0	6-9-2-1
Utica	10-2-3-0	17-1-1-0	9-2-1-1	2-0-2-0	4-4-0-0	4-7-1-1	10-6-1-0	12-1-2-1
Wilkes-Barre/Scranton	8-1-1-1	14-0-1-1	10-5-2-0	6-5-2-0	4-6-0-0	2-7-0-0	13-3-1-0	9-9-1-1
	1-Goal Games	2-Goal Games	3-Goal Games	4-Goal Games	5-Goal Games	6-Goal Games	> 6-Goal Games	
Abbotsford	5-1-4-1	4-3-0-0	6-2-0-0	1-3-0-0	2-0-0-0	2-0-0-0	0-0-0-0	
Bakersfield	7-1-2-2	4-4-0-0	3-4-0-0	7-0-0-0	0-0-0-0	0-0-0-0	0-0-0-0	
Belleville	8-2-2-0	1-4-0-0	7-4-0-0	2-5-0-0	1-0-0-0	0-0-0-0	0-0-0-0	
Bridgeport	8-7-2-2	6-3-0-0	3-2-0-0	1-2-0-0	0-0-0-0	0-0-0-0	0-0-0-0	
Charlotte	6-3-5-0	9-3-0-0	3-2-0-0	2-1-0-0	1-0-0-0	0-0-0-0	1-0-0-0	
Chicago	6-2-3-3	9-3-0-0	4-0-0-0	4-2-0-0	2-0-0-0	0-0-0-0	0-0-0-0	
Cleveland	7-3-4-1	2-4-0-0	1-9-0-0	3-3-0-0	0-0-0-0	0-1-0-0	0-0-0-0	
Colorado	8-6-1-0	2-2-0-0	5-3-0-0	3-0-0-0	2-0-0-0	0-0-0-0	1-1-0-0	
Grand Rapids	5-4-4-1	5-5-0-0	3-5-0-0	1-2-0-0	3-0-0-0	0-0-0-0	0-0-0-0	
Hartford	9-4-2-1	3-4-0-0	5-2-0-0	3-3-0-0	0-0-0-0	0-0-0-0	0-0-0-0	
Henderson	7-3-2-0	5-1-0-0	7-6-0-0	1-2-0-0	0-0-0-0	0-0-0-0	0-0-0-0	
Hershey	9-3-2-3	3-5-0-0	3-4-0-0	3-0-0-0	3-0-0-0	0-0-0-0	0-0-0-0	
Iowa	8-4-2-3	0-2-0-0	5-5-0-0	0-1-0-0	4-2-0-0	0-0-0-0	0-0-0-0	
Laval	10-2-3-1	2-3-0-0	5-1-0-0	6-2-0-0	1-0-0-0	0-0-0-0	0-0-0-0	
Lehigh Valley	9-2-6-3	2-4-0-0	3-4-0-0	2-0-0-0	0-3-0-0	0-0-0-0	0-0-0-0	
Manitoba	12-1-0-2	6-3-0-0	1-2-0-0	1-3-0-0	3-0-0-0	2-0-0-0	0-0-0-0	
Milwaukee	11-3-4-1	3-4-0-0	3-4-0-0	1-2-0-0	2-0-0-0	0-0-0-0	0-0-0-0	
Ontario	12-1-4-2	2-2-0-0	6-1-0-0	3-0-0-0	0-0-0-0	0-0-0-0	0-1-0-0	
Providence	9-1-2-0	1-3-0-0	4-9-0-0	4-1-0-0	1-0-0-0	1-0-0-0	0-0-0-0	
Rochester	11-5-3-2	4-2-0-0	1-3-0-0	3-2-0-0	0-1-0-0	0-0-0-0	1-0-0-0	
Rockford	8-4-2-0	4-7-0-0	3-4-0-0	2-0-0-0	0-1-0-0	0-0-0-0	1-0-0-0	
San Diego	3-3-3-0	8-3-0-0	2-3-0-0	3-5-0-0	1-0-0-0	0-0-0-0	0-0-0-0	
San Jose	1-3-2-1	2-4-0-0	4-8-0-0	1-6-0-0	1-0-0-0	0-1-0-0	0-0-0-0	
Springfield	13-0-2-0	9-7-0-0	1-2-0-0	3-1-0-0	0-0-0-0	0-0-0-0	0-0-0-0	
Stockton	11-2-5-0	4-0-0-0	7-1-0-0	0-2-0-0	0-0-0-0	1-0-0-0	1-0-0-0	
Syracuse	7-2-1-2	6-2-0-0	5-4-0-0	5-1-0-0	0-2-0-0	1-0-0-0	0-0-0-0	

Texas	8-5-3-3	3-6-0-0	2-2-0-0	0-1-0-0	1-1-0-0	1-0-0-0	0-0-0-0	
Toronto	5-2-2-1	4-7-0-0	5-1-0-0	3-4-0-0	1-1-0-0	0-0-0-0	0-0-0-0	
Tucson	9-2-2-1	1-1-0-0	1-6-0-0	3-7-0-0	0-1-0-0	0-0-0-0	0-0-0-0	
Utica	6-3-4-1	9-2-0-0	4-2-0-0	4-1-0-0	0-0-0-0	0-0-0-0	0-0-0-0	
Wilkes-Barre/Scranton	12-3-3-1	3-1-0-0	1-4-0-0	4-4-0-0	0-0-0-0	1-0-0-0	1-0-0-0	

Miscellaneous Road Team Records

	Leading After 1 Period	Leading After 2 Periods	Tied After 1 Period	Tied After 2 Periods	Trailing After 1 Period	Trailing After 2 Periods	Out Shooting Opponent	Out Shot by Opponent
Abbotsford	9-1-0-0	14-2-0-0	7-4-0-0	2-2-0-0	3-9-1-0	3-10-1-0	10-4-0-0	9-10-1-0
Bakersfield	9-2-0-0	11-1-3-0	4-5-3-1	4-3-0-2	3-5-0-2	1-8-0-1	11-8-1-2	5-4-2-1
Belleville	9-1-1-0	12-1-1-0	7-3-1-0	6-2-1-0	5-9-0-0	3-10-0-0	12-5-0-0	8-8-2-0
Bridgeport	5-5-1-0	8-1-1-0	4-6-4-1	4-6-2-1	4-5-0-1	1-9-2-1	3-3-0-0	9-12-4-2
Charlotte	10-4-0-1	13-0-0-0	7-2-0-0	6-4-0-1	3-9-0-0	1-11-0-0	11-10-0-1	9-3-0-0
Chicago	10-3-0-2	16-0-0-0	12-2-1-0	5-2-0-2	3-4-1-0	4-7-2-0	23-7-1-1	2-1-0-1
Cleveland	5-2-2-0	8-1-0-0	5-2-2-3	5-1-3-2	5-11-0-1	2-13-1-2	7-10-2-1	6-5-2-3
Colorado	5-2-2-1	11-0-1-1	9-2-0-1	5-1-1-1	4-6-1-1	2-9-1-1	14-5-1-1	4-5-1-2
Grand Rapids	6-1-0-0	8-1-0-0	2-5-0-0	5-3-0-0	8-13-2-1	3-15-2-1	8-3-0-0	7-15-2-1
Hartford	2-2-1-0	6-0-1-0	8-5-1-0	4-3-2-0	2-12-2-1	2-16-1-1	5-6-2-0	7-12-2-1
Henderson	10-4-0-0	12-0-0-1	1-5-1-1	0-5-1-0	4-7-1-0	3-11-1-0	7-4-1-0	7-12-1-1
Hershey	8-4-0-0	8-3-0-0	4-7-3-0	3-6-2-0	1-9-1-1	2-11-2-1	4-14-2-1	7-6-2-0
Iowa	7-2-0-0	11-2-1-1	4-8-0-1	2-3-1-1	4-7-2-1	2-12-0-0	7-9-2-0	6-7-0-2
Laval	6-1-0-1	10-1-0-1	4-7-0-0	2-0-0-0	5-10-2-0	3-17-2-0	6-7-0-0	9-11-2-1
Lehigh Valley	2-2-2-1	8-2-1-1	6-6-1-0	3-3-1-1	5-11-1-1	2-14-2-0	4-10-2-1	9-9-2-1
Manitoba	10-2-1-0	11-2-2-0	4-3-2-0	3-0-2-0	2-10-2-0	2-13-1-0	13-12-3-0	2-2-2-0
Milwaukee	8-0-0-2	11-0-0-1	7-6-0-1	7-4-0-0	4-9-1-0	1-11-1-2	6-4-0-1	11-11-1-1
Ontario	13-0-1-0	16-0-0-0	2-5-0-1	2-2-1-2	3-8-0-1	0-11-0-0	7-4-0-0	10-9-1-2
Providence	7-4-1-1	9-0-2-1	6-3-2-5	5-4-1-2	3-4-0-0	2-7-0-3	14-4-0-3	2-7-3-3
Rochester	13-2-2-0	12-1-2-0	2-5-1-1	4-0-1-1	2-9-1-0	1-15-1-0	3-7-1-0	14-9-3-0
Rockford	11-2-2-0	16-0-1-1	5-4-0-0	1-2-0-0	3-8-0-1	2-12-1-0	5-3-0-0	13-10-2-1
San Diego	7-3-0-0	9-1-1-1	3-3-1-2	2-3-0-1	1-13-0-1	0-15-0-1	5-4-0-1	6-15-1-2
San Jose	4-1-0-0	5-2-0-0	4-8-0-0	1-2-0-0	3-11-2-1	5-16-2-1	3-6-0-0	7-9-2-1
Springfield	6-3-2-1	9-2-2-2	7-3-1-1	8-4-1-0	4-8-1-1	0-8-1-1	8-4-1-0	8-10-3-3
Stockton	10-1-0-2	14-1-0-1	10-4-0-0	3-2-0-1	1-6-0-0	4-8-0-0	12-6-0-2	6-5-0-0
Syracuse	6-0-3-0	11-1-2-0	8-6-1-0	4-5-1-0	3-9-2-0	2-9-3-0	9-9-3-0	7-6-3-0
Texas	5-3-1-2	12-2-0-2	11-3-2-0	4-2-0-1	1-7-0-1	1-9-3-0	6-5-0-0	9-7-2-3
Toronto	8-5-1-0	12-3-1-0	3-1-0-0	4-4-1-0	8-9-1-0	3-8-0-0	8-4-0-0	11-10-2-0
Tucson	5-3-2-0	6-1-1-0	2-7-0-0	2-4-2-0	2-12-1-0	1-17-0-0	2-10-2-0	6-12-0-0
Utica	12-3-3-0	14-1-2-0	6-2-1-0	4-2-1-0	2-7-0-0	2-9-1-0	6-8-1-0	13-4-3-0
Wilkes-Barre/Scranton	6-4-0-1	11-0-0-1	5-5-0-2	1-4-0-1	2-12-1-0	1-17-1-1	8-9-1-1	5-9-0-2
	1-Goal Games	2-Goal Games	3-Goal Games	4-Goal Games	5-Goal Games	6-Goal Games	> 6-Goal Games	
Abbotsford	8-4-1-0	5-5-0-0	3-3-0-0	3-0-0-0	0-0-0-0	0-2-0-0	0-0-0-0	
Bakersfield	7-4-3-3	1-4-0-0	3-3-0-0	5-0-0-0	0-1-0-0	0-0-0-0	0-0-0-0	
Belleville	15-4-2-0	0-3-0-0	3-3-0-0	2-1-0-0	1-1-0-0	0-1-0-0	0-0-0-0	
Bridgeport	5-6-5-2	2-4-0-0	4-4-0-0	2-1-0-0	0-0-0-0	0-0-0-0	0-1-0-0	
Charlotte	8-3-0-1	2-6-0-0	8-2-0-0	1-3-0-0	1-0-0-0	0-1-0-0	0-0-0-0	
Chicago	9-3-2-2	8-3-0-0	4-2-0-0	3-0-0-0	1-0-0-0	0-0-0-0	0-1-0-0	
Cleveland	10-2-4-4	2-6-0-0	0-3-0-0	1-3-0-0	2-1-0-0	0-0-0-0	0-0-0-0	
Colorado	9-4-3-3	5-1-0-0	1-4-0-0	2-0-0-0	0-1-0-0	0-0-0-0	1-0-0-0	
Grand Rapids	8-3-2-1	4-4-0-0	4-4-0-0	0-6-0-0	0-2-0-0	0-0-0-0	0-0-0-0	
Hartford	7-6-4-1	3-5-0-0	1-5-0-0	1-2-0-0	0-1-0-0	0-0-0-0	0-0-0-0	
Henderson	5-4-2-1	1-3-0-0	5-7-0-0	2-1-0-0	2-1-0-0	0-0-0-0	0-0-0-0	
Hershey	6-5-4-1	2-6-0-0	4-5-0-0	1-3-0-0	0-1-0-0	0-0-0-0	0-0-0-0	
Iowa	7-4-2-2	3-9-0-0	2-2-0-0	2-2-0-0	1-0-0-0	0-0-0-0	0-0-0-0	
Laval	3-1-2-1	5-3-0-0	0-5-0-0	5-6-0-0	1-3-0-0	1-0-0-0	0-0-0-0	
Lehigh Valley	4-4-4-2	5-5-0-0	3-5-0-0	1-5-0-0	0-0-0-0	0-0-0-0	0-0-0-0	
Manitoba	7-5-5-0	3-4-0-0	2-2-0-0	3-2-0-0	1-1-0-0	0-1-0-0	0-0-0-0	
Milwaukee	5-6-1-3	7-2-0-0	6-2-0-0	1-1-0-0	0-4-0-0	0-0-0-0	0-0-0-0	
Ontario	3-4-1-2	1-3-0-0	11-0-0-0	2-6-0-0	0-0-0-0	1-0-0-0	0-0-0-0	
Providence	5-2-3-6	5-2-0-0	2-3-0-0	4-4-0-0	0-0-0-0	0-0-0-0	0-0-0-0	
Rochester	9-2-4-1	3-6-0-0	1-2-0-0	4-5-0-0	0-0-0-0	0-0-0-0	0-1-0-0	
Rockford	9-4-2-1	4-1-0-0	3-6-0-0	2-1-0-0	1-2-0-0	0-0-0-0	0-0-0-0	
San Diego	4-3-1-3	1-5-0-0	3-8-0-0	3-2-0-0	0-1-0-0	0-0-0-0	0-0-0-0	
San Jose	5-2-2-1	1-4-0-0	3-8-0-0	2-2-0-0	0-1-0-0	0-2-0-0	0-1-0-0	
Springfield	5-2-4-3	4-6-0-0	6-1-0-0	1-3-0-0	1-0-0-0	0-2-0-0	0-0-0-0	
Stockton	7-2-0-2	5-3-0-0	5-3-0-0	3-3-0-0	0-0-0-0	0-0-0-0	1-0-0-0	
Syracuse	7-3-6-0	6-5-0-0	3-3-0-0	1-4-0-0	0-0-0-0	0-0-0-0	0-0-0-0	

Texas	8-3-3-3	4-5-0-0	3-3-0-0	2-1-0-0	0-1-0-0	0-0-0-0	0-0-0-0	
Toronto	9-5-2-0	2-1-0-0	4-3-0-0	4-4-0-0	0-2-0-0	0-0-0-0	0-0-0-0	
Tucson	5-4-3-0	2-5-0-0	2-5-0-0	0-5-0-0	0-2-0-0	0-0-0-0	0-1-0-0	
Utica	8-6-4-0	4-2-0-0	7-2-0-0	1-1-0-0	0-0-0-0	0-0-0-0	0-1-0-0	
Wilkes-Barre/Scranton	4-6-1-3	4-5-0-0	3-5-0-0	2-2-0-0	0-3-0-0	0-0-0-0	0-0-0-0	

Player Streaks

Current Streaks

Season Streaks

GOALS	TEAM	GP	#	DATES
Barber, Riley	GR	5	9	04/20->...
Andersson, Lias	ONT	4	6	03/02->...
several tied at		3		

GOALS	TEAM	GP	#	DATES
Brodzinski, Jonny	HFD	9	9	12/18->02/05
Terry, Chris	BRI	6	7	03/27->04/09
Rempal, Sheldon	ABB	6	9	01/23->02/07
several tied at		5		

ASSISTS	TEAM	GP	#	DATES
Barré-Boulet, Alex	SYR	6	8	04/16->...
several tied at		5		

ASSISTS	TEAM	GP	#	DATES
Tynan, T.J.	ONT	13	20	03/22->04/22
Christiansen, Jake	CLE	8	8	03/05->03/19
Poturalski, Andrew	CHI	8	13	02/05->02/26
Spence, Jordan	ONT	8	12	01/17->02/04
Rathbone, Jack	ABB	8	12	02/04->03/13

POINTS	TEAM	GP	#	DATES
Barber, Riley	GR	17	26	03/22->...
Sherwood, Kiefer	COL	14	24	03/19->...
Berggren, Jonatan	GR	11	19	04/06->...
Gregor, Noah	SJ	7	12	10/22->...
Tippett, Owen	CLT	7	12	03/02->...

POINTS	TEAM	GP	#	DATES
Barber, Riley	GR	17	26	03/22->...
Sherwood, Kiefer	COL	14	24	03/19->...
several tied at		13		

PIM	TEAM	GP	#	DATES
Brannstrom, Erik	BEL	5	10	10/27->...
Empey, Tyson	TUC	5	16	04/16->...
Robertson, Matthew	HFD	5	14	04/15->...
D'Astous, Charle-Edouard	COL	5	14	12/17->...
several tied at		4		

PIM	TEAM	GP	#	DATES
Perreault, Jacob	SD	10	25	12/03->01/28
Lind, Kole	CLT	8	31	10/31->11/19
Onyebuchi, Montana	SJ	8	50	03/09->03/26
Eyssimont, Mikey	MB	7	25	12/10->01/07
Imama, Bokondji	TUC	7	42	03/05->03/19

Home Player Streaks

Current Streaks

Season Streaks

GOALS	TEAM	GP	#	DATES
Berggren, Jonatan	GR	4	4	04/06->...
Rempal, Sheldon	ABB	4	5	03/30->...
McMann, Bobby	TOR	4	4	04/09->...
Andersson, Lias	ONT	4	6	03/02->...
several tied at		3		

GOALS	TEAM	GP	#	DATES
Noesen, Stefan	CHI	6	9	02/12->03/05
Tralmaks, Eduards	PRO	6	6	12/12->02/20
Paquette, Cedric	LAV	6	7	03/19->04/08
several tied at		5		

ASSISTS	TEAM	GP	#	DATES
Tynan, T.J.	ONT	6	7	03/22->...
Prow, Ethan	ROC	5	6	04/15->...
Jenik, Jan	TUC	5	8	03/18->...
Jones, Nicholas	MB	5	6	04/03->...
Barré-Boulet, Alex	SYR	5	7	04/16->...

ASSISTS	TEAM	GP	#	DATES
Spence, Jordan	ONT	11	14	01/02->03/04
Tynan, T.J.	ONT	10	21	01/22->03/18
Holtz, Alexander	UTI	9	10	01/07->02/11
Rathbone, Jack	ABB	7	10	02/04->03/13
several tied at		6		

POINTS	TEAM	GP	#	DATES
Snively, Joe	HER	14	21	11/14->...
Spence, Jordan	ONT	13	18	01/02->...
Prow, Ethan	ROC	12	13	03/09->...
Lind, Kole	CLT	8	11	01/22->...
several tied at		7		

POINTS	TEAM	GP	#	DATES
Snively, Joe	HER	14	21	11/14->...
Spence, Jordan	ONT	13	18	01/02->...
Prow, Ethan	ROC	12	13	03/09->...
several tied at		10		

PIM	TEAM	GP	#	DATES
Sherwood, Kole	MIL	4	10	04/16->...
Lind, Kole	CLT	4	10	02/15->...
Thompson, Paul	BRI	4	12	04/05->...
Reilly, Will	WBS	4	10	04/06->...
several tied at		3		

PIM	TEAM	GP	#	DATES
Eyssimont, Mikey	MB	7	21	11/18->02/20
Perreault, Jacob	SD	6	12	12/11->01/14
Tucker, Tyler	SPR	6	22	11/27->01/15
Altybarmakian, Andrei	RFD	6	12	02/27->03/29
Pouliot, Derrick	HSK	6	14	11/05->12/19

Road Player Streaks

Current Streaks

GOALS	TEAM	GP	#	DATES
Barber, Riley	GR	6	12	04/09->...
Sikura, Dylan	COL	5	5	03/30->...
De Leo, Chase	UTI	4	5	04/19->...
Shaw, Mason	IA	4	4	04/10->...
several tied at		3		

ASSISTS	TEAM	GP	#	DATES
Berggren, Jonatan	GR	4	6	04/20->...
Gross, Jordan	COL	4	8	04/01->...
Sikura, Dylan	COL	4	6	04/01->...
several tied at		3		

POINTS	TEAM	GP	#	DATES
Sherwood, Kiefer	COL	13	23	02/05->...
Barber, Riley	GR	11	19	03/22->...
Luff, Matt	MIL	10	13	11/21->...
several tied at		7		

PIM	TEAM	GP	#	DATES
McCartney, Ben	TUC	7	24	03/12->...
Eliot, Mitch	ROC	6	12	04/02->...
Kempny, Michal	HER	5	12	11/26->...
Pospisil, Martin	STK	5	24	04/15->...
several tied at		3		

Season Streaks

GOALS	TEAM	GP	#	DATES
Shine, Dominik	GR	6	7	03/22->04/09
Barber, Riley	GR	6	12	04/09->...
several tied at		5		

ASSISTS	TEAM	GP	#	DATES
Tynan, T.J.	ONT	9	12	10/29->01/27
Sherwood, Kiefer	COL	8	10	03/11->04/02
Maccelli, Matias	TUC	7	14	01/15->02/07
Tynan, T.J.	ONT	7	13	03/26->04/22
Perunovich, Scott	SPR	7	12	10/23->02/19

POINTS	TEAM	GP	#	DATES
Phillips, Matthew	STK	14	26	01/05->03/27
Sherwood, Kiefer	COL	13	23	02/05->...
Anderson-Dolan, Jaret	ONT	13	16	02/04->04/13
Barber, Riley	GR	11	19	03/22->...
Luff, Matt	MIL	10	13	11/21->...

PIM	TEAM	GP	#	DATES
McCartney, Ben	TUC	7	24	03/12->...
several tied at		6		

Team Streaks

-- Current Streaks --

WINNING	#	DATES
Henderson	6	04/15->...
Texas	4	04/20->...
Springfield	4	04/23->...
Chicago	3	04/24->...
several tied at	2	

HOME WINNING	#	DATES
Henderson	6	04/15->...
Abbotsford	5	04/02->...
Bakersfield	4	04/20->...
Springfield	4	04/15->...
Belleville	4	04/13->...

ROAD WINNING	#	DATES
Chicago	4	04/15->...
Texas	4	04/20->...
Henderson	3	04/01->...
several tied at	2	

WINLESS	#	DATES
San Jose	15	03/22->...
Wilkes-Barre/Scranton	4	04/23->...
Ontario	3	04/22->...
San Diego	3	04/26->...
several tied at	2	

HOME WINLESS	#	DATES
San Jose	11	03/11->...
Hershey	3	04/17->...
Iowa	3	04/22->...
Rockford	2	04/24->...
Texas	2	04/15->...

ROAD WINLESS	#	DATES
San Diego	7	03/19->...
San Jose	5	04/02->...
Tucson	5	04/09->...
Wilkes-Barre/Scranton	4	04/23->...
Ontario	3	04/22->...

LOSING (L+OTL)	#	DATES
San Jose	15	03/22->...
Wilkes-Barre/Scranton	4	04/23->...
Ontario	3	04/22->...
several tied at	2	

HOME LOSING (L+OTL)	#	DATES
San Jose	10	03/22->...
Hershey	3	04/17->...
Iowa	3	04/22->...
Rockford	2	04/24->...
Texas	2	04/15->...

ROAD LOSING (L+OTL)	#	DATES
San Jose	5	04/02->...
Tucson	5	04/09->...
Wilkes-Barre/Scranton	4	04/23->...
Ontario	3	04/22->...

-- Season Streaks --

WINNING	#	DATES
Utica	13	10/17->11/20
Chicago	12	11/26->12/18
Stockton	9	10/16->11/12
Abbotsford	9	04/02->04/26
several tied at	8	

HOME WINNING	#	DATES
Syracuse	12	03/13->04/29
Laval	9	12/03->02/25
Chicago	8	11/27->01/12
Utica	8	10/17->11/20
Ontario	8	01/22->03/07

ROAD WINNING	#	DATES
Milwaukee	7	01/17->02/15
Chicago	7	11/26->12/17
Utica	7	10/23->11/28
Chicago	6	10/22->11/17
several tied at	5	

WINLESS	#	DATES
San Jose	15	03/22->...
Cleveland	9	01/24->02/11
Lehigh Valley	8	11/12->12/03
Wilkes-Barre/Scranton	8	12/14->01/14
Iowa	8	11/28->12/14

HOME WINLESS	#	DATES
San Jose	11	03/11->...
Cleveland	7	01/28->02/23
Grand Rapids	6	01/15->02/04
Cleveland	6	12/03->01/21
several tied at	5	

ROAD WINLESS	#	DATES
Hershey	7	03/17->04/02
Milwaukee	7	10/23->11/19
San Diego	7	03/19->...
Tucson	7	02/12->03/23
several tied at	6	

LOSING (L+OTL)	#	DATES
San Jose	15	03/22->...
Cleveland	9	01/24->02/11
several tied at	7	

HOME LOSING (L+OTL)	#	DATES
San Jose	10	03/22->...
Cleveland	7	01/28->02/23
Cleveland	6	12/03->01/21
several tied at	5	

ROAD LOSING (L+OTL)	#	DATES
Milwaukee	7	10/23->11/19
Tucson	7	02/12->03/23
San Jose	6	01/15->02/11
Tucson	6	01/14->02/04

POINTS	#	DATES
Henderson	9	04/09->...
Texas	4	04/20->...
Springfield	4	04/23->...
several tied at	3	

POINTS	#	DATES
Chicago	13	11/20->12/18
Utica	13	10/17->11/20
Colorado	13	12/22->02/02
Chicago	12	02/19->03/19
Stockton	12	10/15->11/21

HOME POINTS	#	DATES
Charlotte	15	02/12->...
Henderson	7	04/13->...
Abbotsford	6	03/30->...
several tied at	4	

HOME POINTS	#	DATES
Charlotte	15	02/12->...
Chicago	14	11/14->02/12
Ontario	14	01/02->03/09
Syracuse	13	03/12->04/29
Stockton	13	10/15->12/18

ROAD POINTS	#	DATES
Chicago	4	04/15->...
Texas	4	04/20->...
Charlotte	3	04/16->...
Henderson	3	04/01->...
several tied at	2	

ROAD POINTS	#	DATES
Milwaukee	12	01/14->02/23
Utica	10	10/23->12/17
Texas	8	01/16->02/24
Colorado	8	12/29->02/02
several tied at	7	

Individual Game Highs

GOALS	TEAM	DATE	GOALS
Quinn, Jack	ROC	01/15/2022	4
Dries, Sheldon	ABB	02/11/2022	4
Greer, A.J.	UTI	02/18/2022	4
several tied at			3

ASSISTS	TEAM	DATE	ASSISTS
Griffith, Seth	BAK	01/19/2022	5
several tied at			4

POINTS	TEAM	DATE	POINTS
several tied at			5

PIM	TEAM	DATE	PIM
Tinordi, Jarred	HFD	04/08/2022	42
Wolff, Nick	PRO	11/12/2021	34
Clune, Richard	TOR	10/27/2021	32
LaBate, Joseph	MIL	12/17/2021	32
Kessy, Kale	HER	11/26/2021	29

PP GOALS	TEAM	DATE	PPG
Dries, Sheldon	ABB	02/11/2022	3
Barber, Riley	GR	04/09/2022	3
several tied at			2

PP ASSISTS	TEAM	DATE	PPA
several tied at			3

SH GOALS	TEAM	DATE	SHG
Snively, Joe	HER	01/25/2022	2
O'Reilly, Cal	LHV	01/30/2022	2
Greer, A.J.	UTI	02/18/2022	2
Smallman, Spencer	CHI	04/19/2022	2
Bailey, Justin	ABB	04/20/2022	2

SH ASSISTS	TEAM	DATE	SHA
Kane, Evander	SJ	12/15/2021	2
several tied at			1

PLUS/MINUS	TEAM	DATE	PLUS/MINUS (+)
several tied at			5

PLUS/MINUS	TEAM	DATE	PLUS/MINUS (-)
several tied at			-5

SAVES	TEAM	DATE	SAVES
Ingram, Connor	MIL	11/10/2021	56

GOALS AGAINST	TEAM	DATE	GA
Robson, Mat	ROC	12/14/2021	10

Team Game Highs

GOALS	DATE	GOALS
Charlotte	12/14/2021	11
Stockton	12/07/2021	10
San Jose	12/15/2021	10
Stockton	03/19/2022	10
Wilkes-Barre/Scranton	04/02/2022	9

ASSISTS	DATE	ASSISTS
Charlotte	12/14/2021	18
Stockton	12/07/2021	16
several tied at		14

POINTS	DATE	POINTS
Charlotte	12/14/2021	27
Stockton	12/07/2021	24
several tied at		21

PENALTY MINUTES	DATE	PIM
Toronto	10/27/2021	129
Hershey	11/26/2021	84
Laval	10/27/2021	82
Cleveland	03/27/2022	68
Providence	11/12/2021	62

MINORS	DATE	MINORS
Hershey	11/14/2021	12
Hershey	11/26/2021	12
Milwaukee	12/14/2021	12
Bakersfield	03/16/2022	12
San Jose	04/23/2022	12

MAJORS	DATE	MAJORS
Toronto	10/27/2021	7
Laval	10/27/2021	6
San Jose	03/16/2022	5
Tucson	03/16/2022	5
		4

MOST PIM BOTH TEAMS	DATE	PIM
Laval	10/27/2021	211
Toronto	10/27/2021	211
Rochester	11/26/2021	135
Hershey	11/26/2021	135
several tied at		118

POWER-PLAY GOALS	DATE	PPG
several tied at		4

WINNING MARGIN	DATE	GOALS
Charlotte	12/14/2021	10
Stockton	12/07/2021	9
Rockford	01/07/2022	8
several tied at		7

SHORTHANDED GOALS	DATE	SHG
several tied at		2

GOALS BY BOTH TEAMS	DATE	GOALS
San Jose	12/15/2021	15
Colorado	12/15/2021	15
several tied at		13

MOST SAVES	DATE	SAVES
Milwaukee	11/10/2021	56
Rochester	02/25/2022	54
San Diego	03/02/2022	51
Rockford	04/30/2022	51
Springfield	12/18/2021	49

GOALS 1ST PERIOD	DATE	GOALS
several tied at		5

MOST SAVES 1ST PERIOD	DATE	SAVES
Cleveland	04/01/2022	23
Toronto	01/15/2022	21
Milwaukee	02/20/2022	21
Rockford	04/30/2022	21
several tied at		20

GOALS 2ND PERIOD	DATE	GOALS
Charlotte	12/14/2021	7
several tied at		5

MOST SAVES 2ND PERIOD	DATE	SAVES
Rochester	02/25/2022	24
Milwaukee	11/10/2021	22
San Diego	01/23/2022	22
several tied at		21

GOALS 3RD PERIOD	DATE	GOALS
Hartford	11/20/2021	5
Chicago	11/26/2021	5
Colorado	02/16/2022	5
several tied at		4

MOST SAVES 3RD PERIOD	DATE	SAVES
Belleville	04/18/2022	23
San Diego	02/11/2022	22
Milwaukee	11/10/2021	21
Utica	03/04/2022	21
Texas	04/20/2022	21

SHOTS	DATE	SHOTS
Manitoba	11/10/2021	60
Syracuse	02/25/2022	55
Chicago	04/30/2022	54
several tied at		53

FEWEST SHOTS	DATE	SHOTS
Utica	11/17/2021	12
Henderson	01/29/2022	13
San Diego	12/11/2021	14
Lehigh Valley	02/11/2022	14
several tied at		15

MOST SHOTS 1ST PERIOD	DATE	SHOTS
San Diego	11/10/2021	24
Rochester	04/01/2022	24
Grand Rapids	02/05/2022	23
Chicago	04/30/2022	23
several tied at		22

FEWEST SHOTS 1ST PERIOD	DATE	SHOTS
Rockford	11/12/2021	1
Iowa	12/02/2021	1
Stockton	12/03/2021	1
Bridgeport	01/02/2022	1
several tied at		2

MOST SHOTS 2ND PERIOD	DATE	SHOTS
Abbotsford	01/23/2022	25
Syracuse	02/25/2022	24
Manitoba	11/10/2021	23
Colorado	01/26/2022	23
Texas	10/30/2021	22

FEWEST SHOTS 2ND PERIOD	DATE	SHOTS
Cleveland	12/08/2021	1
San Diego	01/26/2022	1
several tied at		2

MOST SHOTS 3RD PERIOD	DATE	SHOTS
Syracuse	03/04/2022	23
Laval	04/18/2022	23
several tied at		22

FEWEST SHOTS 3RD PERIOD	DATE	SHOTS
Cleveland	01/09/2022	0
several tied at		1

Abbotsford Canucks Statistics

No.	PLAYER	POS	GP	G	A	PTS	+/-	PIM	PP	PPA	SHG	SHA	GW	FG	IG	OT	UA	EN	SOG	SOA	SGW	SO%	SH	SH%
56	Sheldon Rempal	RW	55	33	36	69	6	46	14	14	1	0	6	6	2	2	1	0	0	1	0	0.0	191	17.3
15	Sheldon Dries	C	54	35	27	62	14	20	18	11	0	3	5	3	4	1	2	2	0	0	0	0.0	143	24.5
7	Nic Petan	C	37	12	32	44	7	20	5	18	1	1	3	3	1	0	1	2	0	1	0	0.0	89	13.5
16	John Stevens	C	68	19	24	43	14	72	3	6	6	1	1	3	6	0	1	1	0	1	0	0.0	100	19.0
3	* Jack Rathbone	D	39	10	30	40	4	15	3	19	0	0	2	2	0	0	1	0	0	0	0	0.0	88	11.4
34	Phil Di Giuseppe	LW	42	12	24	36	3	37	4	8	0	0	1	1	2	0	0	1	2	3	2	66.7	138	8.7
4	Madison Bowey	D	53	8	20	28	18	80	0	5	0	2	4	1	0	1	2	1	0	0	0	0.0	76	10.5
95	Justin Bailey	RW	30	15	12	27	5	20	4	4	2	1	1	3	0	1	3	1	0	1	0	0.0	73	20.5
10	Will Lockwood	RW	46	9	16	25	7	38	3	3	0	0	2	2	2	1	1	1	0	0	0	0.0	70	12.9
14	Jarid Lukosevicius	RW	62	10	9	19	-4	23	1	2	0	0	1	2	2	0	1	0	0	0	0	0.0	122	8.2
46	* Danila Klimovich	RW	62	8	10	18	-8	33	1	2	0	0	1	1	1	0	0	1	0	2	0	0.0	109	7.3
21	* Chase Wouters	C	60	5	13	18	16	62	0	0	1	2	1	1	1	0	0	1	0	0	0	0.0	63	7.9
47	Noah Juulsen	D	50	3	13	16	-9	63	1	6	0	0	1	1	1	0	0	1	0	1	0	0.0	66	4.5
24	Devante Stephens	D	59	3	12	15	15	58	0	3	0	1	1	1	0	0	0	0	0	0	0	0.0	43	7.0
73	Justin Dowling	C	15	5	9	14	1	0	1	4	0	0	1	0	0	1	1	1	0	0	0	0.0	24	20.8
6	Ashton Sautner	D	41	3	10	13	4	28	0	1	0	2	0	1	1	0	0	0	0	0	0	0.0	47	6.4
5	x Cameron Schilling	D	19	1	12	13	5	16	1	5	0	1	0	0	0	0	0	0	0	0	0	0.0	30	3.3
44	* Matt Alfaro (total)	C	36	7	5	12	-5	6	1	0	1	0	1	1	0	0	0	1	0	0	0	0.0	32	21.9
	WBS	C	3	0	1	1	-2	0	0	0	0	0	0	0	0	0	0	0	0	0	0	0.0	3	0.0
	MB	C	20	3	1	4	-6	4	1	0	0	0	0	1	0	0	0	0	0	0	0	0.0	15	20.0
	ABB	C	13	4	3	7	3	2	0	0	1	0	1	0	0	0	0	1	0	0	0	0.0	14	28.6
71	x Yushiroh Hirano	RW	30	5	7	12	-4	18	2	5	0	0	1	1	1	0	0	0	0	0	0	0.0	45	11.1
84	* Tristen Nielsen	C	41	7	4	11	1	17	1	0	0	0	0	1	1	0	0	0	0	1	0	0.0	58	12.1
18	Vincent Arseneau	LW	42	6	5	11	-11	66	3	1	0	0	1	1	0	0	0	0	0	0	0	0.0	49	12.2
19	Carson Focht	C	41	3	7	10	-5	48	0	3	0	0	1	0	0	0	0	0	0	0	0	0.0	37	8.1
48	* Brandon Cutler	LW	36	2	6	8	-10	17	1	2	0	0	0	2	0	0	0	0	0	0	0	0.0	35	5.7
22	Jett Woo	D	42	2	6	8	4	35	0	1	0	0	1	0	0	0	0	0	0	0	0	0.0	40	5.0
77	Matt Murphy (total)	D	24	0	8	8	6	10	0	0	0	0	0	0	0	0	0	0	0	0	0	0.0	18	0.0
	BEL	D	5	0	0	0	-3	4	0	0	0	0	0	0	0	0	0	0	0	0	0	0.0	4	0.0
	PRO	D	3	0	0	0	-1	0	0	0	0	0	0	0	0	0	0	0	0	0	0	0.0	5	0.0
	ABB	D	16	0	8	8	10	6	0	0	0	0	0	0	0	0	0	0	0	0	0	0.0	9	0.0
55	Guillaume Brisebois	D	26	2	5	7	8	18	0	1	0	0	0	1	1	0	0	0	0	0	0	0.0	26	7.7
41	* Alex Kannok Leipert	D	41	1	4	5	5	32	0	1	0	0	0	0	0	0	0	0	0	0	0	0.0	43	2.3
42	Brandon Hickey (total)	D	28	1	3	4	-3	10	0	0	0	0	0	0	0	0	0	0	0	0	0	0.0	26	3.8
	HSK	D	13	0	2	2	1	8	0	0	0	0	0	0	0	0	0	0	0	0	0	0.0	9	0.0
	ABB	D	15	1	1	2	-4	2	0	0	0	0	0	0	0	0	0	0	0	0	0	0.0	17	5.9
59	* Brannon McManus	C	7	3	0	3	2	2	0	0	0	0	1	0	0	0	1	0	0	0	0	0.0	7	42.9
2	*x Adam Brubacher	D	20	1	2	3	-3	6	0	1	0	0	0	0	0	0	0	0	0	0	0	0.0	16	6.3
73	x Keltie Jeri-Leon (total)	RW	6	1	0	1	0	0	0	0	0	0	0	0	0	0	0	0	0	0	0	0.0	6	16.7
	PRO	RW	2	1	0	1	1	0	0	0	0	0	0	0	0	0	0	0	0	0	0	0.0	3	33.3
	ABB	RW	4	0	0	0	-1	0	0	0	0	0	0	0	0	0	0	0	0	0	0	0.0	3	0.0
42	x Travis Hamonic	D	2	0	1	1	-2	4	0	1	0	0	0	0	0	0	0	0	0	0	0	0.0	1	0.0
30	Spencer Martin	G	25	0	1	1	0	2	0	1	0	0	0	0	0	0	0	0	0	0	0	0.0	0	0.0
65	Michael DiPietro	G	34	0	1	1	0	2	0	0	0	0	0	0	0	0	0	0	0	0	0	0.0	0	0.0
44	x Garrett Johnston	D	1	0	0	0	0	0	0	0	0	0	0	0	0	0	0	0	0	0	0	0.0	0	0.0
31	* Rylan Toth	G	1	0	0	0	0	0	0	0	0	0	0	0	0	0	0	0	0	0	0	0.0	0	0.0
48	*x Darren Brady	D	2	0	0	0	0	0	0	0	0	0	0	0	0	0	0	0	0	0	0	0.0	4	0.0
31	*x Joe Murdaca	G	2	0	0	0	0	0	0	0	0	0	0	0	0	0	0	0	0	0	0	0.0	0	0.0
5	*x Reece Harsch	D	5	0	0	0	-3	0	0	0	0	0	0	0	0	0	0	0	0	0	0	0.0	3	0.0
17	* Marc Gatcomb	RW	6	0	0	0	-2	2	0	0	0	0	0	0	0	0	0	0	0	0	0	0.0	2	0.0
62	* Karel Plasek	LW	8	0	0	0	-1	2	0	0	0	0	0	0	0	0	0	0	0	0	0	0.0	2	0.0
76	* Arturs Silovs	G	10	0	0	0	0	2	0	0	0	0	0	0	0	0	0	0	0	0	0	0.0	1	0.0
92	*x Ethan Keppen	LW	11	0	0	0	-1	4	0	0	0	0	0	0	0	0	0	0	0	0	0	0.0	12	0.0
91	* Nicolas Guay	RW	16	0	0	0	-5	9	0	0	0	0	0	0	0	0	0	0	0	0	0	0.0	3	0.0
	BENCH		68	2				14														0.0	2	
	TOTALS		68	230	370	598	79	941	66	128	12	14	37	37	26	7	15	14	2	11	2	18.2	1901	12.0

No.	GOALIE	GP	MIN	W	L	OT	SO	EN	GA	GAA	SOGP	SOW	SOL	SOGA	SOA	SO%	SA	SVS	SV%
30	Spencer Martin	25	1506:15	19	4	2	3	4	61	2.43	0	0	0	0	0	0.000	712	651	0.914

31	*x Joe Murdaca	2	119:57	2	0	0	0	0	5	2.50	0	0	0	0	0	0.000	37	32	0.865
65	Michael DiPietro	34	1911:45	15	13	4	0	6	94	2.95	1	0	1	1	5	0.800	949	855	0.901
31	* Rylan Toth	1	20:00	0	0	0	0	0	1	3.00	0	0	0	0	0	0.000	12	11	0.917
76	* Arturs Silovs	10	541:44	3	6	0	1	0	28	3.10	2	2	0	0	7	1.000	249	221	0.888
	Empty Net		28:21						10								10		
	Totals	68	4128:02	39	23	6	4	10	199	2.89	3	2	1	1	12	0.917	1969	1770	0.899

x - inactive, * - rookie

Bakersfield Condors Statistics

No.	PLAYER	POS	GP	G	A	PTS	+/-	PIM	PP	PPA	SHG	SHA	GW	FG	IG	OT	UA	EN	SOG	SOA	SGW	SO%	SH	SH%
39	Seth Griffith	RW	64	30	50	80	18	54	12	21	1	0	5	4	4	2	1	2	0	4	0	0.0	122	24.6
20	Cooper Marody	RW	52	21	34	55	12	52	7	8	0	0	2	5	3	1	3	0	0	4	0	0.0	127	16.5
27	Adam Cracknell	C	58	21	26	47	6	16	6	8	0	0	8	2	1	0	0	1	0	0	0	0.0	161	13.0
17	Brad Malone	C	52	14	25	39	10	65	8	8	0	3	1	5	1	0	0	0	0	0	0	0.0	125	11.2
11	James Hamblin	LW	64	21	14	35	20	28	1	1	2	0	1	3	4	0	1	1	1	2	0	50.0	121	17.4
8	Yanni Kaldis	D	53	7	24	31	1	28	2	15	0	0	0	2	1	0	1	0	0	0	0	0.0	95	7.4
6	Vincent Desharnais	D	66	5	22	27	36	55	0	0	0	1	1	0	0	1	0	0	0	0	0	0.0	101	5.0
50	* Raphael Lavoie	RW	56	13	13	26	8	14	1	0	0	0	3	2	2	0	0	0	1	1	0	100.0	148	8.8
5	Tim Schaller	LW	67	10	15	25	11	25	1	1	1	1	1	1	0	0	1	0	0	0	0	0.0	104	9.6
9	Luke Esposito	C	63	8	17	25	8	79	0	2	1	2	0	1	3	0	1	2	0	3	0	0.0	104	7.7
2	*x Philip Broberg	D	31	4	19	23	14	18	0	10	0	1	1	2	0	0	0	0	0	0	0	0.0	62	6.5
4	* Dylan Holloway	LW	33	8	14	22	-4	16	3	9	0	0	2	1	0	0	1	0	0	2	0	0.0	83	9.6
14	Devin Brosseau	C	54	11	9	20	14	57	0	0	1	0	2	1	1	0	2	1	0	0	0	0.0	75	14.7
42	Brendan Perlini	LW	18	11	7	18	5	20	4	0	0	0	2	1	1	1	1	0	0	0	0	0.0	76	14.5
44	Dmitri Samorukov	D	51	3	15	18	16	44	0	0	0	1	1	0	1	0	0	1	0	0	0	0.0	101	3.0
19	* Dino Kambaitz	RW	53	7	8	15	6	29	1	0	0	0	1	1	0	0	0	0	0	0	0	0.0	56	12.5
23	* Michael Kesselring	D	55	2	11	13	10	45	0	0	0	0	0	0	0	0	0	0	0	0	0	0.0	87	2.3
16	Tyler Benson	LW	18	4	8	12	4	8	0	3	0	0	1	0	1	0	0	0	0	0	0	0.0	24	16.7
70	Colton Sceviour	RW	22	6	5	11	-1	21	1	3	0	0	3	2	0	0	1	0	0	0	0	0.0	69	8.7
22	* Graham McPhee	LW	33	5	6	11	5	16	0	0	0	0	1	0	0	0	0	0	0	0	0	0.0	49	10.2
25	* Philip Kemp	D	55	3	6	9	6	21	0	0	1	0	1	1	0	0	0	0	0	0	0	0.0	49	6.1
3	Markus Niemelainen	D	34	2	6	8	4	12	0	0	0	1	0	0	0	0	0	0	0	0	0	0.0	56	3.6
24	* Darien Kielb (total)	D	13	2	5	7	11	16	0	0	0	0	0	1	0	0	0	0	0	0	0	0.0	27	7.4
	LAV	D	6	0	1	1	3	10	0	0	0	0	0	0	0	0	0	0	0	0	0	0.0	9	0.0
	BAK	D	7	2	4	6	8	6	0	0	0	0	0	1	0	0	0	0	0	0	0	0.0	18	11.1
43	Filip Berglund	D	53	0	6	6	3	40	0	0	0	0	0	0	0	0	0	0	0	0	0	0.0	47	0.0
47	x Matteo Gennaro	C	25	3	2	5	5	14	0	0	0	0	0	1	0	0	0	0	0	0	0	0.0	28	10.7
7	x Ostap Safin	LW	27	2	3	5	-2	10	0	1	0	0	0	0	0	0	0	0	0	0	0	0.0	24	8.3
29	x Ryan McLeod	C	7	1	4	5	-2	6	0	0	0	0	0	0	0	0	0	0	0	0	0	0.0	5	20.0
28	* Alex Peters	D	15	1	4	5	7	15	0	0	0	0	0	0	0	0	0	0	0	0	0	0.0	19	5.3
37	x William Lagesson	D	11	0	2	2	-6	9	0	0	0	0	0	0	0	0	0	0	0	0	0	0.0	17	0.0
34	Stuart Skinner	G	35	0	2	2	0	2	0	1	0	0	0	0	0	0	0	0	0	0	0	0.0	0	0.0
29	x Slater Koekoek	D	2	0	1	1	4	0	0	0	0	0	0	0	0	0	0	0	0	0	0	0.0	5	0.0
35	*x Ryan Fanti	G	1	0	0	0	0	0	0	0	0	0	0	0	0	0	0	0	0	0	0	0.0	0	0.0
48	* Carter Savoie	LW	2	0	0	0	-2	2	0	0	0	0	0	0	0	0	0	0	0	0	0	0.0	3	0.0
10	*x Matt McLeod	F	3	0	0	0	-2	0	0	0	0	0	0	0	0	0	0	0	0	0	0	0.0	3	0.0
15	* Noah Philp	C	3	0	0	0	0	0	0	0	0	0	0	0	0	0	0	0	0	0	0	0.0	2	0.0
29	*x Brayden Watts	F	4	0	0	0	-1	0	0	0	0	0	0	0	0	0	0	0	0	0	0	0.0	3	0.0
21	* Filip Engaras	C	5	0	0	0	-1	0	0	0	0	0	0	0	0	0	0	0	0	0	0	0.0	1	0.0
32	x Alex Stalock	G	5	0	0	0	0	2	0	0	0	0	0	0	0	0	0	0	0	0	0	0.0	0	0.0
46	x Tim Soderlund	LW	7	0	0	0	-1	2	0	0	0	0	0	0	0	0	0	0	0	1	0	0.0	4	0.0
33	* Olivier Rodrigue	G	13	0	0	0	0	2	0	0	0	0	0	0	0	0	0	0	0	0	0	0.0	0	0.0
32	Ilya Kononov	G	17	0	0	0	0	2	0	0	0	0	0	0	0	0	0	0	0	0	0	0.0	0	0.0
	BENCH		68	0				8														0.0	0	
	TOTALS		68	225	382	607	219	843	47	91	7	10	37	36	23	5	13	8	2	17	0	11.8	2174	10.3

No.	GOALIE	GP	MINS	W	L	OT	SO	EN	GA	GAA	SOGP	SOW	SOL	SOGA	SOA	SO%	SA	SVS	SV%
34	Stuart Skinner	35	2088:10	22	7	5	5	5	77	2.21	2	0	2	4	9	0.556	963	886	0.920
32	Ilya Kononov	17	946:17	5	7	3	0	1	43	2.73	2	0	2	3	5	0.400	402	359	0.893
33	* Olivier Rodrigue	13	737:59	6	5	2	0	1	38	3.09	1	0	1	1	2	0.500	333	295	0.886
32	x Alex Stalock	5	267:45	3	2	0	0	0	17	3.81	0	0	0	0	0	0.000	123	106	0.862
35	*x Ryan Fanti	1	60:00	1	0	0	0	0	5	5.00	0	0	0	0	0	0.000	41	36	0.878
	Empty Net		29:11						7								7		
	Totals	68	4129:22	37	21	10	5	7	187	2.72	5	0	5	8	16	0.500	1869	1682	0.900

x - inactive, * - rookie

Belleville Senators Statistics

No.	PLAYER	POS	GP	G	A	PTS	+/-	PIM	PP	PPA	SHG	SHA	GW	FG	IG	OT	UA	EN	SOG	SOA	SGW	SO%	SH	SH%
9	Jake Lucchini	LW	72	20	31	51	3	14	6	6	1	0	4	5	1	0	1	2	4	5	2	80.0	164	12.2
13	Egor Sokolov	RW	64	19	31	50	10	22	6	9	0	0	5	0	4	2	0	0	2	4	1	50.0	171	11.1
26	Andrew Agozzino	C	66	20	23	43	-5	61	4	6	0	1	2	5	1	0	0	3	0	0	0	0.0	171	11.7
22	Logan Shaw	RW	53	15	20	35	-3	20	6	8	2	0	3	2	0	1	2	0	0	0	0	0.0	118	12.7
17	Zach Senyshyn (total)	RW	67	19	15	34	8	20	5	2	1	0	5	2	2	0	0	1	1	4	0	25.0	150	12.7
	PRO	RW	51	19	12	31	8	14	5	1	1	0	5	2	2	0	0	1	1	3	0	0.3	125	15.2
	BEL	RW	16	0	3	3	0	6	0	1	0	0	0	0	0	0	0	0	0	1	0	0.0	25	0.0
34	* Roby Jarventie	LW	70	11	22	33	-10	42	3	10	0	0	3	1	0	1	0	0	0	1	0	0.0	126	8.7
23	Cole Reinhardt	LW	70	15	15	30	-9	60	1	2	3	0	0	5	3	0	2	2	1	1	1	100.0	123	12.2
12	Mark Kastelic	C	64	14	14	28	-8	87	5	6	0	0	0	2	1	0	0	0	0	0	0	0.0	119	11.8
44	x Michael Del Zotto	D	26	10	17	27	2	18	3	7	0	0	2	0	0	0	1	0	0	0	0	0.0	78	12.8
8	Zac Leslie	D	64	4	23	27	-8	69	1	13	0	0	2	1	0	0	0	0	0	0	0	0.0	90	4.4
33	Lassi Thomson	D	44	10	16	26	6	54	6	6	0	0	1	1	2	0	0	0	0	0	0	0.0	84	11.9
14	Rourke Chartier	C	33	10	15	25	7	4	1	4	1	1	3	1	0	1	1	0	2	2	1	100.0	91	11.0
18	* Chris Wilkie (total)	RW	39	7	14	21	-1	10	2	6	0	0	1	1	0	0	0	0	0	1	0	0.0	58	12.1
	RFD	RW	1	0	0	0	-1	0	0	0	0	0	0	0	0	0	0	0	0	0	0	0.0	0	0.0
	BEL	RW	38	7	14	21	0	10	2	6	0	0	1	1	0	0	0	0	0	1	0	0.0	58	12.1
21	* Maxence Guenette	D	48	6	13	19	-8	4	1	1	1	2	2	1	1	0	0	1	0	0	0	0.0	57	10.5
48	Jonathan Aspirot	D	47	5	13	18	-8	52	2	1	0	0	0	3	0	0	0	0	0	0	0	0.0	70	7.1
20	* Matthew Wedman	LW	70	11	6	17	-11	42	0	0	0	0	1	3	1	0	2	1	0	0	0	0.0	72	15.3
49	Scott Sabourin	RW	40	5	12	17	-5	75	0	1	0	0	1	0	1	0	1	2	0	0	0	0.0	53	9.4
27	Parker Kelly	RW	33	5	9	14	-2	34	0	1	0	1	0	1	0	0	1	0	0	0	0	0.0	65	7.7
3	Dillon Heatherington	D	45	2	11	13	17	22	0	0	0	1	0	0	1	0	1	1	0	0	0	0.0	54	3.7
15	Clark Bishop	C	35	6	6	12	-1	36	0	0	1	1	1	0	1	0	1	1	0	0	0	0.0	64	9.4
46	x Pontus Åberg	RW	17	2	9	11	-3	6	0	4	0	0	0	0	0	0	0	1	0	1	0	0.0	35	5.7
19	* Cedric Pare	C	41	4	6	10	-1	10	1	1	0	0	1	0	0	0	1	0	0	0	0	0.0	39	10.3
24	* Jacob Bernard-Docker	D	58	2	7	9	11	22	0	0	0	0	0	1	0	0	0	0	0	0	0	0.0	63	3.2
7	* Viktor Lodin	LW	10	5	3	8	4	2	1	2	0	0	1	1	0	0	2	0	0	0	0	0.0	12	41.7
25	Colby Williams	D	51	2	6	8	10	64	0	0	0	0	1	0	0	0	0	0	0	0	0	0.0	23	8.7
10	*x Philippe Daoust	C	15	0	5	5	0	4	0	2	0	0	0	0	0	0	0	0	0	0	0	0.0	13	0.0
17	x Kole Sherwood	RW	13	1	3	4	-7	8	0	0	0	0	1	0	0	0	0	0	0	0	0	0.0	32	3.1
16	x Erik Brannstrom	D	9	1	2	3	-5	10	0	1	0	0	0	0	0	0	0	0	0	0	0	0.0	21	4.8
5	Jack Dougherty (total)	D	14	0	2	2	-4	2	0	0	0	0	0	0	0	0	0	0	0	0	0	0.0	6	0.0
	PRO	D	1	0	0	0	0	0	0	0	0	0	0	0	0	0	0	0	0	0	0	0.0	1	0.0
	BEL	D	13	0	2	2	-4	2	0	0	0	0	0	0	0	0	0	0	0	0	0	0.0	5	0.0
4	* Xavier Bernard	D	21	0	2	2	-4	6	0	0	0	1	0	0	0	0	0	0	0	0	0	0.0	16	0.0
40	* Mads Sogaard	G	35	0	2	2	0	0	0	0	0	1	0	0	0	0	0	0	0	0	0	0.0	0	0.0
47	x Hugo Roy	C	7	1	0	1	1	2	1	0	0	0	0	0	0	0	0	0	0	0	0	0.0	7	14.3
29	x Cody Goloubeff	D	11	1	0	1	-2	8	1	0	0	0	0	1	0	0	0	0	0	0	0	0.0	18	5.6
4	x Chaz Reddekopp	D	2	0	1	1	1	0	0	0	0	0	0	0	0	0	0	0	0	0	0	0.0	1	0.0
44	* Mitchell Hoelscher	C	5	0	1	1	0	4	0	0	0	0	0	0	0	0	0	0	0	0	0	0.0	4	0.0
31	* Kevin Mandolese	G	17	0	1	1	0	2	0	0	0	1	0	0	0	0	0	0	0	0	0	0.0	0	0.0
7	*x Cole Fraser	D	1	0	0	0	0	0	0	0	0	0	0	0	0	0	0	0	0	0	0	0.0	0	0.0
3	*x Chris Martenet	D	1	0	0	0	0	0	0	0	0	0	0	0	0	0	0	0	0	0	0	0.0	1	0.0
42	x Luke Nogard	C	1	0	0	0	0	0	0	0	0	0	0	0	0	0	0	0	0	0	0	0.0	2	0.0
41	x Tyler Parks	G	1	0	0	0	0	0	0	0	0	0	0	0	0	0	0	0	0	0	0	0.0	0	0.0
18	x Spencer Watson	RW	1	0	0	0	-1	0	0	0	0	0	0	0	0	0	0	0	0	0	0	0.0	2	0.0
37	x Alexis D'Aoust	RW	2	0	0	0	0	0	0	0	0	0	0	0	0	0	0	0	0	0	0	0.0	5	0.0
41	x Mitch Gillam (total)	G	2	0	0	0	0	0	0	0	0	0	0	0	0	0	0	0	0	0	0	0.0	0	0.0
	RFD	G	1	0	0	0	0	0	0	0	0	0	0	0	0	0	0	0	0	0	0	0.0	0	0.0
	BEL	G	1	0	0	0	0	0	0	0	0	0	0	0	0	0	0	0	0	0	0	0.0	0	0.0
11	*x Kameron Kielly	C	2	0	0	0	0	0	0	0	0	0	0	0	0	0	0	0	0	0	0	0.0	0	0.0
30	x Matt Murray	G	2	0	0	0	0	0	0	0	0	0	0	0	0	0	0	0	0	0	0	0.0	0	0.0
6	x Blake Siebenaler	D	2	0	0	0	1	0	0	0	0	0	0	0	0	0	0	0	0	0	0	0.0	5	0.0
1	*x Logan Flodell (total)	G	3	0	0	0	0	0	0	0	0	0	0	0	0	0	0	0	0	0	0	0.0	0	0.0
	BEL	G	3	0	0	0	0	0	0	0	0	0	0	0	0	0	0	0	0	0	0	0.0	0	0.0
2	x Matt Murphy	D	5	0	0	0	-3	4	0	0	0	0	0	0	0	0	0	0	0	0	0	0.0	4	0.0
36	x Tyrell Goulbourne	LW	9	0	0	0	-2	0	0	0	0	0	0	0	0	0	0	0	0	0	0	0.0	3	0.0
43	Michael McNiven (total)	G	13	0	0	0	0	2	0	0	0	0	0	0	0	0	0	0	0	0	0	0.0	0	0.0
	LAV	G	11	0	0	0	0	2	0	0	0	0	0	0	0	0	0	0	0	0	0	0.0	0	0.0
	BEL	G	2	0	0	0	0	0	0	0	0	0	0	0	0	0	0	0	0	0	0	0.0	0	0.0

30	Filip Gustavsson	G	20	0	0	0	0	0	0	0	0	0	0	0	0	0	0	0	0	0	0.0	0	0.0	
	BENCH		72	5				16													0.0	5		
	TOTALS		72	219	364	578	-37	902	51	98	9	10	35	35	17	5	16	14	9	16	5	56.3	2169	9.9

No.	GOALIE	GP	MINS	W	L	OT	SO	EN	GA	GAA	SOGP	SOW	SOL	SOGA	SOA	SO%	SA	SVS	SV%
41	x Mitch Gillam (total)	2	82:33	1	0	0	1	0	2	1.45	0	0	0	0	0	0.000	53	51	0.962
	RFD	1	59:24	1	0	0	1	0	0	0.00	0	0	0	0	0	0.000	38	38	1.000
	BEL	1	23:09	0	0	0	0	0	2	5.18	0	0	0	0	0	0.000	15	13	0.867
30	Filip Gustavsson	20	1081:39	11	6	1	2	3	45	2.50	0	0	0	0	0	0.000	530	485	0.915
30	x Matt Murray	2	117:30	1	1	0	0	0	5	2.55	0	0	0	0	0	0.000	61	56	0.918
40	* Mads Sogaard	35	1930:10	19	14	1	0	4	92	2.86	4	4	0	2	13	0.846	999	907	0.908
31	* Kevin Mandolese	17	884:49	9	5	0	0	1	46	3.12	1	1	0	0	3	1.000	463	417	0.901
1	*x Logan Flodell (total)	3	133:09	0	1	1	0	1	8	3.60	0	0	0	0	0	0.000	67	59	0.881
	BEL	3	133:09	0	1	1	0	1	8	3.60	0	0	0	0	0	0.000	67	59	0.881
43	Michael McNiven (total)	13	619:58	4	4	2	1	3	41	3.97	0	0	0	0	0	0.000	316	275	0.870
	LAV	11	520:21	4	4	1	1	3	35	4.04	0	0	0	0	0	0.000	267	232	0.869
	BEL	2	99:37	0	0	1	0	0	6	3.61	0	0	0	0	0	0.000	49	43	0.878
41	x Tyler Parks	1	57:57	0	1	0	0	1	4	4.14	0	0	0	0	0	0.000	28	24	0.857
	Empty Net		43:22						10								10		
	Totals	72	4371:22	40	28	4	2	10	218	2.99	5	5	0	2	16	0.875	2222	2004	0.902

x - inactive, * - rookie

Bridgeport Islanders Statistics

No.	PLAYER	POS	GP	G	A	PTS	+/-	PIM	PP	PPA	SHG	SHA	GW	FG	IG	OT	UA	EN	SOG	SOA	SGW	SO%	SH	SH%
25	Chris Terry	F	61	30	31	61	-3	62	10	13	0	0	5	6	2	2	1	1	1	3	0	33.3	208	14.4
12	Otto Koivula	C	56	12	35	47	1	32	3	8	0	0	1	2	1	0	0	0	0	5	0	0.0	107	11.2
15	Simon Holmstrom	RW	68	12	31	43	3	8	1	7	0	0	1	2	2	0	3	3	1	2	0	50.0	107	11.2
14	Andy Andreoff	C	60	18	24	42	-7	57	3	7	0	0	2	4	0	0	2	0	0	1	0	0.0	135	13.3
29	Arnaud Durandean	LW	64	15	22	37	-3	30	2	3	0	0	3	0	2	0	2	1	0	2	0	0.0	137	10.9
11	Austin Czarnik	C	38	14	23	37	-3	8	6	10	0	0	3	1	1	1	1	1	0	1	0	0.0	97	14.4
21	Cole Bardreau	C	45	14	11	25	5	6	0	0	3	1	1	5	2	0	2	1	0	1	0	0.0	82	17.1
10	* Kyle MacLean	C	68	10	14	24	3	61	0	1	1	0	3	1	1	0	2	0	0	0	0	0.0	91	11.0
36	Jeff Kubiak	C	56	8	16	24	6	18	0	0	1	2	2	1	1	0	0	1	0	0	0	0.0	78	10.3
27	Parker Wotherspoon	D	57	3	21	24	7	127	0	2	0	0	0	0	0	0	0	0	0	0	0	0.0	130	2.3
28	Michael Dal Colle	LW	39	9	13	22	-2	8	2	1	0	0	0	0	0	0	0	1	1	4	1	25.0	79	11.4
7	Grant Hutton	D	46	9	11	20	3	12	2	0	0	0	1	3	0	0	0	0	0	0	0	0.0	84	10.7
26	Robin Salo	D	40	4	16	20	1	8	2	7	0	0	1	0	1	1	0	0	0	0	0	0.0	87	4.6
4	Mitchell Vande Sompel	D	56	2	16	18	-11	20	0	6	0	0	0	1	0	0	0	0	1	3	1	33.3	61	3.3
38	Paul Thompson	RW	32	6	8	14	-7	53	1	2	0	0	1	0	0	0	1	0	0	0	0	0.0	56	10.7
18	* Erik Brown	LW	49	6	8	14	6	28	0	0	0	0	0	0	1	0	0	0	0	0	0	0.0	56	10.7
24	* Blade Jenkins	LW	50	7	6	13	-3	9	0	0	0	0	0	0	1	0	0	0	0	1	0	0.0	49	14.3
16	x Richard Panik	RW	28	7	5	12	-11	22	1	1	0	0	4	0	0	1	1	0	0	0	0	0.0	55	12.7
44	x Thomas Hickey	D	29	4	8	12	14	12	0	1	0	0	0	1	0	0	0	0	0	0	0	0.0	34	11.8
8	Paul LaDue	D	60	4	8	12	6	26	0	2	0	0	0	0	1	0	0	0	0	0	0	0.0	107	3.7
34	* Collin Adams	LW	45	5	6	11	-3	8	3	1	0	0	0	1	0	0	0	0	0	2	0	0.0	39	12.8
20	x Anatolii Golyshev	LW	15	5	2	7	-1	10	1	1	0	0	1	1	2	0	0	1	0	0	0	0.0	26	19.2
2	Seth Helgeson	D	69	3	4	7	0	94	0	0	0	0	0	0	0	0	0	0	0	0	0	0.0	53	5.7
37	* Felix Bibeau	C	29	2	5	7	0	27	0	0	0	0	0	0	0	0	0	0	0	0	0	0.0	34	5.9
3	* Samuel Bolduc	D	57	2	5	7	-10	16	0	0	0	0	0	1	0	0	0	0	0	0	0	0.0	51	3.9
17	* Cole Coskey	RW	25	0	5	5	-5	8	0	1	0	0	0	0	0	0	0	0	0	0	0	0.0	15	0.0
41	* Connor McCarthy	D	10	0	2	2	-4	4	0	0	0	0	0	0	0	0	0	0	0	0	0	0.0	9	0.0
33	* Reece Newkirk	C	13	0	2	2	-3	10	0	0	0	0	0	0	0	0	0	0	0	0	0	0.0	12	0.0
35	Cory Schneider	G	30	0	1	1	0	0	0	0	0	0	0	0	0	0	0	0	0	0	0	0.0	0	0.0
41	x Dmytro Timashov	LW	1	0	0	0	0	0	0	0	0	0	0	0	0	0	0	0	0	0	0	0.0	2	0.0
42	*x Liam Coughlin	F	2	0	0	0	-1	2	0	0	0	0	0	0	0	0	0	0	0	0	0	0.0	1	0.0
32	*x Ross Olsson	F	2	0	0	0	-1	0	0	0	0	0	0	0	0	0	0	0	0	0	0	0.0	2	0.0
16	* Aatu Raty	C	2	0	0	0	-2	0	0	0	0	0	0	0	0	0	0	0	0	0	0	0.0	3	0.0
20	*x Will Cullen	D	3	0	0	0	0	0	0	0	0	0	0	0	0	0	0	0	0	0	0	0.0	3	0.0
39	Ken Appleby	G	9	0	0	0	0	0	0	0	0	0	0	0	0	0	0	0	0	0	0	0.0	0	0.0
6	Mike Cornell	D	21	0	0	0	-2	22	0	0	0	0	0	0	0	0	0	0	0	0	0	0.0	24	0.0
1	Jakub Skarek	G	37	0	0	0	0	0	0	0	0	0	0	0	0	0	0	0	0	0	0	0.0	0	0.0
	BENCH		72	2				8														0.0	2	
	TOTALS		72	213	359	570	-27	816	37	74	5	3	29	30	18	5	15	10	4	25	2	16.0	2116	10.0

No.	GOALIE	GP	MINS	W	L	OT	SO	EN	GA	GAA	SOGP	SOW	SOL	SOGA	SOA	SO%	SA	SVS	SV%
39	Ken Appleby	9	505:03	1	4	3	1	2	21	2.49	1	0	1	2	3	0.333	293	272	0.928
35	Cory Schneider	30	1725:04	14	11	4	1	2	78	2.71	2	0	2	3	13	0.769	982	904	0.921
1	Jakub Skarek	37	2110:14	16	15	4	1	3	116	3.30	3	2	1	2	11	0.818	1120	1004	0.896
	Empty Net		36:21						7								7		
	Totals	72	4376:42	31	30	11	3	7	222	3.04	6	2	4	7	27	0.741	2402	2180	0.908

x - inactive, * - rookie

Charlotte Checkers Statistics

No.	PLAYER	POS	GP	G	A	PTS	+/-	PIM	PP	PPA	SHG	SHA	GW	FG	IG	OT	UA	EN	SOG	SOA	SGW	SO%	SH	SH%
16	Alexander True	C	60	18	24	42	15	45	5	3	2	1	3	0	3	0	1	3	1	1	1	100.0	122	14.8
10	Scott Wilson	LW	71	24	16	40	-4	25	7	4	2	1	6	7	1	0	3	2	1	4	0	25.0	160	15.0
11	* Cole Schwindt	RW	72	19	21	40	22	21	0	1	2	1	3	4	2	0	1	2	2	5	2	40.0	106	17.9
21	Zac Dalpe	C	68	30	9	39	-11	43	11	4	2	0	4	4	6	1	0	5	2	4	0	50.0	205	14.6
20	Aleksi Heponiemi	C	56	9	30	39	0	28	2	16	0	0	0	1	0	0	0	0	0	1	0	0.0	56	16.1
9	* Logan Hutsko	F	71	10	28	38	12	34	2	7	0	0	1	3	1	0	1	1	0	0	0	0.0	123	8.1
13	x Kole Lind	RW	46	17	18	35	-3	106	7	3	0	0	1	0	2	0	1	1	0	1	0	0.0	86	19.8
38	Cale Fleury	D	58	7	26	33	13	39	3	9	0	4	1	1	0	0	0	0	0	0	0	0.0	91	7.7
5	Connor Carrick	D	59	10	22	32	4	67	5	8	1	0	2	0	1	0	0	1	0	0	0	0.0	157	6.4
22	Chase Priskie	D	54	8	23	31	11	26	1	9	0	1	2	1	1	0	1	0	1	2	0	50.0	127	6.3
17	Max McCormick	LW	46	13	16	29	17	42	1	0	2	1	3	1	3	0	1	1	0	1	0	0.0	106	12.3
12	* Henry Bowlby	LW	64	12	16	28	14	36	0	0	0	0	2	1	2	0	1	1	0	1	0	0.0	110	10.9
8	* Matt Kiersted	D	63	5	15	20	6	64	0	1	0	0	0	0	2	0	3	2	0	0	0	0.0	87	5.7
28	* Serron Noel	RW	64	5	15	20	-5	74	0	1	0	0	1	2	1	0	0	0	0	0	0	0.0	66	7.6
14	Grigori Denisenko	LW	30	9	9	18	-6	8	2	5	0	0	3	3	0	1	1	0	1	1	1	100.0	58	15.5
7	x Owen Tippett	RW	12	6	12	18	-1	2	2	7	0	0	0	1	2	0	0	2	0	0	0	0.0	34	17.6
24	Carsen Twarynski	LW	71	5	13	18	1	14	0	2	1	2	3	0	0	0	1	0	0	0	0	0.0	106	4.7
27	Dennis Cholowski	D	31	3	15	18	8	8	0	7	0	0	0	1	0	0	0	0	0	0	0	0.0	53	5.7
7	Connor Bunnaman (total)	C	53	7	7	14	-5	10	1	0	0	1	2	1	1	0	1	0	0	0	0	0.0	92	7.6
	LHV	C	41	6	5	11	-6	10	1	0	0	1	2	1	0	0	0	0	0	0	0	0.0	76	7.9
	CLT	C	12	1	2	3	1	0	0	0	0	0	0	0	1	0	1	0	0	0	0	0.0	16	6.3
40	* Luke Henman	F	50	6	8	14	10	32	0	2	0	0	1	1	0	0	0	0	0	2	0	0.0	57	10.5
49	x Victor Rask (total)	C	10	2	8	10	4	2	1	2	0	0	0	0	0	0	0	0	0	1	0	0.0	29	6.9
	IA	C	10	2	8	10	4	2	1	2	0	0	0	0	0	0	0	0	0	1	0	0.0	29	6.9
23	Gustav Olofsson	D	41	2	7	9	13	32	0	0	0	1	1	0	0	0	1	1	0	0	0	0.0	52	3.8
25	German Rubtsov (total)	C	42	3	4	7	-11	0	0	0	0	0	1	1	0	0	0	0	0	0	0	0.0	31	9.7
	LHV	C	37	2	4	6	-10	0	0	0	0	0	0	1	0	0	0	0	0	0	0	0.0	28	7.1
	CLT	C	5	1	0	1	-1	0	0	0	0	0	1	0	0	0	0	0	0	0	0	0.0	3	33.3
32	x Lucas Carlsson	D	8	1	5	6	9	8	0	3	0	0	0	1	0	0	1	0	0	0	0	0.0	17	5.9
3	*x Nolan Kneen	D	18	1	5	6	0	13	0	0	0	0	0	0	0	0	0	0	0	0	0	0.0	14	7.1
19	x Maxim Mamin	F	7	2	3	5	0	2	0	1	0	0	0	0	0	0	0	0	0	0	0	0.0	7	28.6
6	Max Gildon	D	22	1	4	5	-3	6	0	1	0	0	0	0	0	0	0	0	0	0	0	0.0	27	3.7
26	x Ryan Lohin	C	12	2	2	4	-2	5	0	0	0	0	0	2	0	0	0	0	0	0	0	0.0	8	25.0
39	x Blake Siebenaler (total)	D	24	1	2	3	4	4	0	0	0	0	0	0	0	0	0	0	0	0	0	0.0	20	5.0
	HSK	D	4	0	0	0	0	2	0	0	0	0	0	0	0	0	0	0	0	0	0	0.0	2	0.0
	BEL	D	2	0	0	0	1	0	0	0	0	0	0	0	0	0	0	0	0	0	0	0.0	5	0.0
	ONT	D	4	1	1	2	1	2	0	0	0	0	0	0	0	0	0	0	0	0	0	0.0	1	100.0
	CLT	D	14	0	1	1	2	0	0	0	0	0	0	0	0	0	0	0	0	0	0	0.0	12	0.0
15	*x Nick Albano (total)	D	14	0	3	3	2	6	0	0	0	0	0	0	0	0	0	0	0	0	0	0.0	10	0.0
	SPR	D	13	0	3	3	3	6	0	0	0	0	0	0	0	0	0	0	0	0	0	0.0	8	0.0
	CLT	D	1	0	0	0	-1	0	0	0	0	0	0	0	0	0	0	0	0	0	0	0.0	2	0.0
31	Christopher Gibson	G	14	0	3	3	0	0	0	0	0	2	0	0	0	0	0	0	0	0	0	0.0	0	0.0
15	x Riley Sheahan	C	4	1	1	2	0	0	0	0	0	0	0	0	0	0	0	0	0	0	0	0.0	6	16.7
4	*x Jacob Friend	D	17	1	1	2	-7	33	0	0	0	0	0	0	0	0	0	0	0	0	0	0.0	14	7.1
25	*x Brandon Fortunato (total)	D	10	0	2	2	1	2	0	1	0	0	0	0	0	0	0	0	0	0	0	0.0	5	0.0
	HFD	D	3	0	0	0	0	0	0	0	0	0	0	0	0	0	0	0	0	0	0	0.0	3	0.0
	CLT	D	7	0	2	2	1	2	0	1	0	0	0	0	0	0	0	0	0	0	0	0.0	2	0.0
7	*x Max Zimmer	F	14	0	2	2	-1	2	0	0	0	0	0	0	0	0	0	0	0	0	0	0.0	15	0.0
19	*x Carter Robertson	D	5	1	0	1	2	4	0	0	0	0	0	0	0	0	0	0	0	0	0	0.0	4	25.0
3	*x Olli Juolevi	D	3	0	1	1	0	2	0	0	0	0	0	0	0	0	0	0	0	0	0	0.0	2	0.0
39	* Patrick Giles	F	10	0	1	1	-1	0	0	0	0	0	0	0	0	0	0	0	0	0	0	0.0	6	0.0
4	*x Bobby Russell (total)	D	10	0	1	1	-3	6	0	0	0	0	0	0	0	0	0	0	0	0	0	0.0	9	0.0
	ONT	D	1	0	1	1	1	2	0	0	0	0	0	0	0	0	0	0	0	0	0	0.0	0	0.0
	CLT	D	9	0	0	0	-4	4	0	0	0	0	0	0	0	0	0	0	0	0	0	0.0	9	0.0
30	*x Spencer Knight	G	11	0	1	1	0	0	0	0	0	0	0	0	0	0	0	0	0	0	0	0.0	0	0.0
37	*x Evan Fitzpatrick	G	1	0	0	0	0	0	0	0	0	0	0	0	0	0	0	0	0	0	0	0.0	0	0.0
31	x Jonas Johansson	G	1	0	0	0	0	0	0	0	0	0	0	0	0	0	0	0	0	0	0	0.0	0	0.0
18	x Noel Acciari	C	2	0	0	0	-2	0	0	0	0	0	0	0	0	0	0	0	0	0	0	0.0	3	0.0
39	*x Frank Hora	D	2	0	0	0	0	2	0	0	0	0	0	0	0	0	0	0	0	0	0	0.0	0	0.0
15	*x Jordan Sambrook	D	2	0	0	0	0	0	0	0	0	0	0	0	0	0	0	0	0	0	0	0.0	0	0.0
33	x Billy Christopoulos	G	3	0	0	0	0	0	0	0	0	0	0	0	0	0	0	0	0	0	0	0.0	0	0.0

18	* John Ludvig	D	3	0	0	0	-1	0	0	0	0	0	0	0	0	0	0	0	0	0	0.0	3	0.0	
19	x Craig Martin	LW	3	0	0	0	-1	4	0	0	0	0	0	0	0	0	0	0	0	0	0.0	3	0.0	
29	x Spencer Asuchak	LW	4	0	0	0	-1	2	0	0	0	0	0	0	0	0	0	0	0	0	0.0	1	0.0	
33	x Devan Dubnyk	G	4	0	0	0	0	0	0	0	0	0	0	0	0	0	0	0	0	0	0.0	0	0.0	
36	x Liam Pecararo	LW	4	0	0	0	1	0	0	0	0	0	0	0	0	0	0	0	0	0	0.0	5	0.0	
29	*x Justin Nachbaur	F	6	0	0	0	0	7	0	0	0	0	0	0	0	0	0	0	0	0	0.0	5	0.0	
15	* Zach Uens	D	6	0	0	0	-2	2	0	0	0	0	0	0	0	0	0	0	0	0	0.0	1	0.0	
2	* Dennis Cesana	D	8	0	0	0	3	6	0	0	0	0	0	0	0	0	0	0	0	0	0.0	5	0.0	
34	Antoine Bibeau	G	10	0	0	0	0	0	0	0	0	0	0	0	0	0	0	0	0	0	0.0	0	0.0	
35	Joey Daccord	G	34	0	0	0	0	0	0	0	0	0	0	0	0	0	0	0	0	0	0.0	0	0.0	
	BENCH		72	4			12														0.0	4		
	TOTALS		72	234	377	607	108	862	48	95	12	14	38	34	28	2	18	22	8	23	4	34.8	2156	10.7

No.	GOALIE	GP	MINS	W	L	OT	SO	EN	GA	GAA	SOGP	SOW	SOL	SOGA	SOA	SO%	SA	SVS	SV%
35	Joey Daccord	34	1917:49	19	11	2	0	4	73	2.28	3	3	0	3	18	0.833	970	897	0.925
33	x Billy Christopoulos	3	178:03	2	1	0	0	1	7	2.36	0	0	0	0	0	0.000	90	83	0.922
34	Antoine Bibeau	10	484:02	4	1	2	0	1	20	2.48	1	1	0	1	3	0.667	211	191	0.905
31	Christopher Gibson	14	814:31	7	5	2	1	1	38	2.80	1	0	1	1	3	0.667	410	372	0.907
30	*x Spencer Knight	11	610:41	7	4	0	2	1	30	2.95	0	0	0	0	0	0.000	316	286	0.905
37	*x Evan Fitzpatrick	1	60:00	1	0	0	0	0	3	3.00	0	0	0	0	0	0.000	28	25	0.893
33	x Devan Dubnyk	4	236:26	2	2	0	0	1	14	3.55	0	0	0	0	0	0.000	107	93	0.869
31	x Jonas Johansson	1	32:43	0	0	0	0	0	2	3.67	0	0	0	0	0	0.000	18	16	0.889
	Empty Net		34:13						9								9		
	Totals	72	4368:28	42	24	6	3	9	196	2.69	5	4	1	5	24	0.792	2159	1963	0.909

x - inactive, * - rookie

Chicago Wolves Statistics

No.	PLAYER	POS	GP	G	A	PTS	+/-	PIM	PP	PPA	SHG	SHA	GW	FG	IG	OT	UA	EN	SOG	SOA	SGW	SO%	SH	SH%
22	Andrew Poturalski	C	71	28	73	101	24	36	12	29	1	2	2	6	3	1	2	1	1	6	0	16.7	197	14.2
23	Stefan Noesen	RW	70	48	37	85	35	112	13	10	4	2	13	10	10	1	3	4	2	5	0	40.0	254	18.9
9	CJ Smith	LW	60	24	34	58	0	18	7	19	0	0	5	4	2	0	1	2	0	2	0	0.0	168	14.3
15	* Jack Drury	C	68	20	32	52	11	61	6	11	1	0	5	2	4	0	0	1	0	1	0	0.0	183	10.9
10	Josh Leivo	LW	54	22	24	46	10	38	10	7	0	0	7	2	2	1	1	2	1	3	1	33.3	190	11.6
27	David Gust	RW	64	16	20	36	14	18	2	2	0	0	3	4	2	0	2	1	0	2	0	0.0	142	11.3
4	Joey Keane	D	62	7	26	33	7	81	2	19	0	1	2	1	1	1	0	0	0	0	0	0.0	151	4.6
8	Max Lajoie	D	60	4	29	33	11	10	2	12	0	1	0	1	0	0	0	0	0	0	0	0.0	91	4.4
18	Spencer Smallman	RW	65	10	17	27	27	64	0	0	3	2	2	2	1	0	1	1	0	0	0	0.0	71	14.1
32	Jesper Sellgren	D	73	6	20	26	9	22	0	3	0	2	2	3	0	1	0	0	0	0	0	0.0	130	4.6
26	* Jamieson Rees	C	61	7	17	24	7	35	1	1	0	0	0	2	0	0	1	0	0	0	0	0.0	85	8.2
17	x Maxim Letunov	C	60	13	10	23	-7	16	5	1	0	0	1	3	3	0	0	1	0	1	0	0.0	97	13.4
29	Tarmo Reunanen (total)	D	48	3	17	20	7	14	0	5	0	0	0	2	0	0	0	0	0	0	0	0.0	58	5.2
	HFD	D	40	2	15	17	8	10	0	5	0	0	0	1	0	0	0	0	0	0	0	0.0	50	4.0
	CHI	D	8	1	2	3	-1	4	0	0	0	0	0	1	0	0	0	0	0	0	0	0.0	8	12.5
14	Richard Panik (total)	RW	39	9	10	19	-8	43	1	2	0	0	5	0	0	1	1	0	0	0	0	0.0	70	12.9
	BRI	RW	28	7	5	12	-11	22	1	1	0	0	4	0	0	1	1	0	0	0	0	0.0	55	12.7
	CHI	RW	11	2	5	7	3	21	0	1	0	0	1	0	0	0	0	0	0	0	0	0.0	15	13.3
5	Jalen Chatfield	D	44	6	12	18	14	33	0	1	1	1	2	0	0	0	0	0	0	0	0	0.0	85	7.1
7	David Cotton	C	55	7	9	16	4	21	1	1	1	0	2	4	0	0	0	0	0	1	0	0.0	81	8.6
28	Josh Jacobs	D	51	4	11	15	14	24	0	0	0	2	0	1	1	0	0	0	0	0	0	0.0	81	4.9
6	* Ryan Suzuki	C	34	7	7	14	9	20	0	1	1	0	0	0	0	0	1	0	0	0	0	0.0	36	19.4
37	Sam Miletic	LW	45	4	10	14	4	4	0	1	0	0	1	0	1	0	1	0	0	0	0	0.0	63	6.3
3	Chris Bigras (total)	D	40	5	8	13	10	18	0	0	0	0	2	1	0	0	1	0	0	0	0	0.0	42	11.9
	WBS	D	28	3	7	10	-1	12	0	0	0	0	2	0	0	0	1	0	0	0	0	0.0	25	12.0
	CHI	D	12	2	1	3	11	6	0	0	0	0	0	1	0	0	0	0	0	0	0	0.0	17	11.8
39	* Vasili Ponomarev	C	11	3	7	10	5	4	1	0	0	1	0	0	1	0	0	0	0	0	0	0.0	17	17.6
29	x Dominik Bokk	LW	32	3	7	10	-2	8	0	2	0	0	1	2	0	1	1	0	0	1	0	0.0	51	5.9
20	Cavan Fitzgerald	D	53	3	7	10	21	14	0	0	0	0	0	1	1	0	0	0	0	0	0	0.0	83	3.6
12	Stelio Mattheos	RW	59	2	8	10	-8	44	0	0	0	0	0	0	0	0	0	0	0	0	0	0.0	80	2.5
25	* Ivan Lodnia	RW	38	4	4	8	1	6	0	0	0	0	0	0	1	0	1	0	0	0	0	0.0	57	7.0
24	* Artyom Serikov	D	42	2	6	8	11	18	0	1	0	0	0	0	0	0	0	0	0	0	0	0.0	38	5.3
13	x Eric Williams	D	24	0	6	6	7	4	0	0	0	0	0	0	0	0	0	0	0	0	0	0.0	34	0.0
21	* Noel Gunler	RW	11	3	2	5	3	2	0	0	0	0	0	0	1	0	0	0	0	0	0	0.0	22	13.6
2	x Eric Gelinas	D	9	2	0	2	-2	6	1	0	0	0	0	0	1	0	0	0	0	0	0	0.0	23	8.7
2	* Griffin Mendel	D	10	0	2	2	5	4	0	0	0	0	0	0	0	0	0	0	0	0	0	0.0	11	0.0
38	x Daniel Brickley	D	11	0	2	2	4	4	0	0	0	0	0	0	0	0	0	0	0	0	0	0.0	11	0.0
36	* Kyle Marino	F	24	0	2	2	-3	82	0	0	0	0	0	0	0	0	0	0	0	0	0	0.0	28	0.0
2	*x Derek Topatigh	D	1	0	1	1	1	0	0	0	0	0	0	0	0	0	0	0	0	0	0	0.0	1	0.0
52	*x Pyotr Kochetkov	G	15	0	1	1	0	2	0	0	0	0	0	0	0	0	0	0	0	0	0	0.0	0	0.0
21	*x Billy Constantinou	D	1	0	0	0	0	0	0	0	0	0	0	0	0	0	0	0	0	0	0	0.0	1	0.0
2	*x Marcus McIvor	D	1	0	0	0	0	0	0	0	0	0	0	0	0	0	0	0	0	0	0	0.0	0	0.0
30	*x Beck Warm	G	1	0	0	0	0	0	0	0	0	0	0	0	0	0	0	0	0	0	0	0.0	0	0.0
39	*x Noah Corson	C	2	0	0	0	0	0	0	0	0	0	0	0	0	0	0	0	0	0	0	0.0	2	0.0
30	*x Michael Lackey	G	2	0	0	0	0	0	0	0	0	0	0	0	0	0	0	0	0	0	0	0.0	0	0.0
21	x Chase Lang	RW	2	0	0	0	-1	0	0	0	0	0	0	0	0	0	0	0	0	0	0	0.0	2	0.0
21	x Cedric Lacroix	LW	3	0	0	0	0	17	0	0	0	0	0	0	0	0	0	0	0	0	0	0.0	3	0.0
31	x Daniel Mannella	G	3	0	0	0	0	0	0	0	0	0	0	0	0	0	0	0	0	0	0	0.0	0	0.0
33	Dylan Wells	G	3	0	0	0	0	0	0	0	0	0	0	0	0	0	0	0	0	0	0	0.0	0	0.0
3	x Stephen Harper	C	6	0	0	0	-2	0	0	0	0	0	0	0	0	0	0	0	0	0	0	0.0	5	0.0
31	*x Jack LaFontaine	G	13	0	0	0	0	0	0	0	0	0	0	0	0	0	0	0	0	0	0	0.0	0	0.0
35	* Eetu Makiniemi	G	14	0	0	0	0	0	0	0	0	0	0	0	0	0	0	0	0	0	0	0.0	0	0.0
34	Alex Lyon	G	30	0	0	0	0	0	0	0	0	0	0	0	0	0	0	0	0	0	0	0.0	0	0.0
	BENCH		76	1				32														0.0	1	
	TOTALS		76	261	451	711	246	891	63	122	12	14	49	50	35	6	15	13	4	22	1	18.2	2615	9.9

No.	GOALIE	GP	MINS	W	L	OT	SO	EN	GA	GAA	SOGP	SOW	SOL	SOGA	SOA	SO%	SA	SVS	SV%
31	x Daniel Mannella	3	151:15	2	0	0	1	0	3	1.19	0	0	0	0	0	0.000	66	63	0.955
35	* Eetu Makiniemi	14	842:53	11	2	1	2	3	29	2.06	0	0	0	0	0	0.000	373	344	0.922

52	*x Pyotr Kochetkov	15	889:50	13	1	1	0	0	31	2.09	1	0	1	2	5	0.600	390	359	0.921
34	Alex Lyon	30	1665:16	18	7	3	3	4	60	2.16	2	1	1	1	7	0.857	678	618	0.912
31	*x Jack LaFontaine	13	706:08	4	3	4	1	1	34	2.89	3	0	3	5	10	0.500	295	261	0.885
33	Dylan Wells	3	179:07	1	1	1	0	0	9	3.01	0	0	0	0	0	0.000	84	75	0.893
30	*x Beck Warm	1	59:52	0	1	0	0	0	5	5.01	0	0	0	0	0	0.000	25	20	0.800
30	*x Michael Lackey	2	87:59	1	1	0	0	0	10	6.82	0	0	0	0	0	0.000	48	38	0.792
	Empty Net		31:17						8								8		
	Totals	76	4613:37	50	16	10	7	8	189	2.46	6	1	5	8	22	0.636	1967	1778	0.904

x - inactive, * - rookie

Cleveland Monsters Statistics

No.	PLAYER	POS	GP	G	A	PTS	+/-	PIM	PP	PPA	SHG	SHA	GW	FG	IG	OT	UA	EN	SOG	SOA	SGW	SO%	SH	SH%
23	Jake Christiansen	D	62	13	32	45	-12	33	4	11	0	3	1	3	0	0	1	0	0	0	0	0.0	177	7.3
77	* Tyler Angle	LW	71	11	26	37	-6	32	0	7	0	1	2	0	0	1	0	0	1	4	0	25.0	159	6.9
16	Tyler Sikura	C	75	15	21	36	-3	45	2	4	1	1	6	1	0	2	1	0	0	3	0	0.0	135	11.1
20	Justin Scott	C	76	16	18	34	-11	89	1	4	1	2	0	4	2	0	2	1	2	6	0	33.3	153	10.5
64	Trey Fix-Wolansky	RW	53	15	18	33	-8	59	2	5	0	0	3	2	0	2	3	1	0	3	0	0.0	162	9.3
10	x Brendan Gaunce	C	39	16	12	28	-8	28	4	5	1	0	2	3	0	0	1	0	0	3	0	0.0	118	13.6
17	x Carson Meyer	RW	57	16	11	27	-15	63	2	5	3	0	2	0	0	0	1	0	0	0	0	0.0	130	12.3
82	Kevin Stenlund	C	42	8	17	25	-12	20	5	7	0	0	1	0	1	0	0	0	1	3	1	33.3	77	10.4
12	Cole Cassels	C	70	6	19	25	-14	56	2	6	0	1	0	2	1	0	2	0	0	2	0	0.0	82	7.3
26	Thomas Schemitsch	D	71	6	17	23	-6	46	0	3	0	0	2	1	1	1	1	1	0	1	0	0.0	103	5.8
50	Robbie Payne (total)	C	39	9	12	21	-1	8	4	2	0	1	1	1	1	0	0	0	1	2	1	50.0	87	10.3
	SPR	C	3	0	0	0	-3	0	0	0	0	0	0	0	0	0	0	0	0	0	0	0.0	0	0.0
	CLE	C	36	9	12	21	2	8	4	2	0	1	1	1	1	0	0	0	1	2	1	0.5	87	10.3
42	* Cole Fonstad	LW	45	9	11	20	-12	8	5	6	0	0	1	1	0	0	0	0	0	1	0	0.0	79	11.4
19	Liam Foudy	C	29	7	12	19	4	6	0	4	1	0	1	1	1	1	1	0	0	1	0	0.0	78	9.0
27	* Tristan Mullin	LW	53	7	12	19	4	50	0	1	1	1	0	2	0	0	0	1	0	0	0	0.0	65	10.8
14	Adam Helewka	LW	37	6	11	17	-1	12	0	3	0	0	0	0	0	0	0	0	0	3	0	0.0	83	7.2
18	Dillon Simpson	D	67	6	10	16	-5	18	1	2	0	1	2	1	1	1	1	1	0	0	0	0.0	85	7.1
34	* Cole Clayton	D	55	2	14	16	-13	30	2	3	0	0	0	0	0	0	0	0	0	1	0	0.0	72	2.8
22	* Tim Berni	D	72	3	12	15	-14	44	0	1	0	0	0	1	1	0	0	0	0	0	0	0.0	77	3.9
21	* Josh Dunne	C	29	6	5	11	-6	39	4	2	0	0	0	1	0	0	0	0	0	0	0	0.0	51	11.8
6	* Billy Sweezy	D	70	4	7	11	3	114	0	0	0	1	1	1	1	0	1	0	0	0	0	0.0	64	6.3
25	* Jake Gaudet	C	40	3	7	10	-3	10	0	0	1	0	0	0	0	0	0	0	0	1	0	0.0	59	5.1
7	* Owen Sillinger	C	17	3	6	9	-7	4	2	1	0	0	0	1	1	0	0	0	0	1	0	0.0	26	11.5
13	* Roman Ahcan	LW	24	3	4	7	-8	16	0	1	0	0	1	0	0	0	0	0	0	1	0	0.0	35	8.6
4	Scott Harrington	D	50	3	4	7	-25	15	0	0	0	0	0	0	0	0	0	0	0	0	0	0.0	69	4.3
13	x Justin Danforth	RW	8	2	3	5	-6	0	1	2	0	0	0	0	0	0	0	0	0	2	0	0.0	16	12.5
44	Brett Gallant	LW	53	4	0	4	-16	98	0	0	0	0	0	2	0	0	1	0	0	1	0	0.0	29	13.8
29	* Zach Jordan	RW	19	2	1	3	-6	12	0	0	0	0	0	0	0	0	0	0	0	0	0	0.0	28	7.1
7	x Gavin Bayreuther	D	5	0	3	3	4	20	0	0	0	1	0	0	0	0	0	0	0	0	0	0.0	17	0.0
52	x Emil Bemstrom	RW	4	2	0	2	-3	2	1	0	0	0	0	0	0	0	0	0	0	0	0	0.0	12	16.7
53	x Gabriel Carlsson	D	2	0	2	2	1	0	0	0	0	0	0	0	0	0	0	0	0	0	0	0.0	2	0.0
59	*x Yegor Chinakhov	RW	1	1	0	1	0	0	0	0	0	0	0	0	0	0	0	0	0	0	0	0.0	1	100.0
37	Jake Slaker	C	13	1	0	1	-6	2	1	0	0	0	0	1	0	0	0	0	0	0	0	0.0	15	6.7
11	*x Giovanni Vallati	D	3	0	1	1	-3	0	0	0	0	0	0	0	0	0	0	0	0	0	0	0.0	1	0.0
3	* Olivier LeBlanc	D	16	0	1	1	-1	4	0	0	0	0	0	0	0	0	0	0	0	0	0	0.0	10	0.0
31	* Jet Greaves	G	29	0	1	1	0	0	0	0	0	0	0	0	0	0	0	0	0	0	0	0.0	0	0.0
36	x Brandon Hawkins	RW	1	0	0	0	-1	0	0	0	0	0	0	0	0	0	0	0	0	0	0	0.0	1	0.0
36	*x Dallas Gerads	LW	2	0	0	0	0	5	0	0	0	0	0	0	0	0	0	0	0	0	0	0.0	1	0.0
40	* Linden Marshall	G	3	0	0	0	0	0	0	0	0	0	0	0	0	0	0	0	0	0	0	0.0	0	0.0
40	*x Daniil Tarasov	G	11	0	0	0	0	0	0	0	0	0	0	0	0	0	0	0	0	0	0	0.0	0	0.0
35	x Jean-Francois Berube	G	19	0	0	0	0	0	0	0	0	0	0	0	0	0	0	0	0	0	0	0.0	0	0.0
33	x Cam Johnson	G	20	0	0	0	0	2	0	0	0	0	0	0	0	0	0	0	0	0	0	0.0	0	0.0
	BENCH		76	2				12														0.0	2	
	TOTALS		76	207	330	535	-213	1002	43	85	9	13	26	29	11	8	16	5	5	39	2	12.8	2361	8.7

No.	GOALIE	GP	MINS	W	L	OT	SO	EN	GA	GAA	SOGP	SOW	SOL	SOGA	SOA	SO%	SA	SVS	SV%
40	* Linden Marshall	3	139:59	1	1	0	1	0	6	2.57	0	0	0	0	0	0.000	79	73	0.924
31	* Jet Greaves	29	1586:28	12	12	2	1	5	75	2.84	2	1	1	2	8	0.750	793	718	0.905
40	*x Daniil Tarasov	11	667:38	5	3	3	0	2	34	3.06	1	0	1	1	3	0.667	318	284	0.893
33	x Cam Johnson	20	1119:40	6	9	3	0	5	61	3.27	1	0	1	2	12	0.833	519	458	0.882
35	x Jean-Francois Berube	19	1069:19	4	10	5	1	4	65	3.65	3	1	2	3	15	0.800	539	474	0.879
	Empty Net		51:37						16								16		
	Totals	76	4634:41	28	35	13	3	16	257	3.33	7	2	5	8	38	0.789	2264	2007	0.886

x - inactive, * - rookie

Colorado Eagles Statistics

No.	PLAYER	POS	GP	G	A	PTS	+/-	PIM	PP	PPA	SHG	SHA	GW	FG	IG	OT	UA	EN	SOG	SOA	SGW	SO%	SH	SH%
44	Kiefer Sherwood	RW	57	36	39	75	24	34	13	13	0	1	6	1	5	1	3	2	1	6	1	16.7	240	15.0
9	Dylan Sikura	RW	60	33	40	73	15	16	11	21	1	0	4	8	3	0	0	2	1	4	0	25.0	185	17.8
79	Jordan Gross	D	61	10	55	65	20	44	3	26	0	0	2	2	0	0	0	0	2	4	0	50.0	190	5.3
57	Mikhail Maltsev	LW	56	17	31	48	7	38	6	9	0	0	2	1	1	0	2	0	1	4	1	25.0	167	10.2
21	Jayson Megna	C	38	13	20	33	11	18	2	8	1	0	2	2	2	1	0	0	2	2	2	100.0	91	14.3
61	Martin Kaut	RW	46	19	12	31	2	26	7	5	1	0	3	2	2	0	2	2	2	4	1	50.0	138	13.8
68	Callahan Burke	RW	57	12	14	26	4	17	0	2	2	1	0	1	1	0	0	1	0	0	0	0.0	132	9.1
93	Jean-Luc Foudy	C	65	9	17	26	-3	28	1	3	0	0	2	2	1	0	1	0	0	0	0	0.0	93	9.7
65	Rob Hamilton	D	45	6	20	26	4	8	3	10	0	0	1	1	0	0	0	0	0	0	0	0.0	56	10.7
16	Jacob MacDonald	D	33	10	15	25	18	30	5	6	0	0	2	2	2	0	0	0	0	0	0	0.0	102	9.8
13	Ryan Wagner	LW	50	10	14	24	14	16	0	0	1	2	1	3	0	0	0	0	0	0	0	0.0	77	13.0
48	Dennis Gilbert	D	52	6	17	23	1	41	0	0	0	2	1	1	0	0	1	0	0	0	0	0.0	54	11.1
63	Andreas Wingerli	LW	64	10	12	22	7	28	0	0	1	0	1	1	0	0	1	0	0	0	0	0.0	90	11.1
20	*x Justin Barron	D	43	5	15	20	10	8	1	2	0	0	2	0	0	0	1	0	0	0	0	0.0	59	8.5
10	Roland McKeown	D	61	3	17	20	22	49	0	1	0	0	0	1	0	0	0	0	0	0	0	0.0	88	3.4
75	* Sampo Ranta	LW	38	7	7	14	5	27	0	0	0	0	0	3	1	0	0	0	0	2	0	0.0	71	9.9
41	Gabriel Fontaine	LW	39	3	10	13	4	18	0	0	0	1	1	0	0	0	0	0	0	0	0	0.0	55	5.5
74	* Alex Beaucage	RW	40	4	8	12	9	22	1	2	0	0	0	1	0	0	1	0	0	0	0	0.0	74	5.4
88	Andreas Englund	D	57	2	10	12	1	103	0	0	0	1	0	1	1	0	1	1	0	0	0	0.0	48	4.2
73	Dalton Smith	LW	52	5	6	11	-3	59	0	0	0	0	0	0	0	0	0	0	0	0	0	0.0	53	9.4
18	*x Alex Newhook	C	10	4	7	11	-1	2	2	3	1	0	2	0	0	0	0	0	0	0	0	0.0	30	13.3
67	Keaton Middleton	D	49	2	9	11	10	76	0	0	0	1	0	0	1	0	0	0	0	0	0	0.0	80	2.5
22	Stefan Matteau	LW	20	3	7	10	3	32	1	1	0	0	1	0	2	1	0	0	0	0	0	0.0	31	9.7
15	Shane Bowers	RW	37	6	3	9	-8	12	2	0	0	0	1	1	0	0	0	0	0	0	0	0.0	65	9.2
70	Nick Henry	RW	28	2	4	6	3	14	0	2	0	0	0	0	0	0	0	0	0	0	0	0.0	32	6.3
54	*x Trey Bradley	F	10	0	4	4	0	2	0	0	0	0	0	0	0	0	0	0	0	0	0	0.0	6	0.0
45	*x Charle-Edouard D'Astous	D	6	1	0	1	1	14	0	0	0	0	0	0	0	0	0	0	0	0	0	0.0	6	16.7
84	*x Nate Clurman	D	7	1	0	1	1	2	0	0	0	0	0	0	0	0	0	0	0	0	0	0.0	6	16.7
53	*x Tarun Fizer	RW	1	0	0	0	0	0	0	0	0	0	0	0	0	0	0	0	0	0	0	0.0	0	0.0
14	x Bowen Byram	D	2	0	0	0	1	2	0	0	0	0	0	0	0	0	0	0	0	0	0	0.0	1	0.0
42	*x Peyton Jones	G	2	0	0	0	0	0	0	0	0	0	0	0	0	0	0	0	0	0	0	0.0	0	0.0
5	* Wyatt Aamodt	D	3	0	0	0	0	0	0	0	0	0	0	0	0	0	0	0	0	0	0	0.0	1	0.0
39	x Pavel Francouz	G	4	0	0	0	0	0	0	0	0	0	0	0	0	0	0	0	0	0	0	0.0	0	0.0
58	*x Matthew Boucher	LW	5	0	0	0	-2	7	0	0	0	0	0	0	0	0	0	0	0	0	0	0.0	8	0.0
50	*x Trent Miner	G	5	0	0	0	0	0	0	0	0	0	0	0	0	0	0	0	0	0	0	0.0	0	0.0
8	*x Luke Martin	D	6	0	0	0	0	2	0	0	0	0	0	0	0	0	0	0	0	0	0	0.0	9	0.0
38	*x Luka Burzan	LW	10	0	0	0	0	0	0	0	0	0	0	0	0	0	0	0	0	0	0	0.0	4	0.0
64	*x Ben Tardif	LW	15	0	0	0	-4	4	0	0	0	0	0	0	0	0	0	0	0	0	0	0.0	7	0.0
32	Hunter Miska	G	17	0	0	0	0	0	0	0	0	0	0	0	0	0	0	0	0	0	0	0.0	0	0.0
60	* Justus Annunen	G	48	0	0	0	0	0	0	0	0	0	0	0	0	0	0	0	0	0	0	0.0	0	0.0
	BENCH		68	5				16														0.0	5	
	TOTALS		68	244	413	652	176	815	58	114	8	9	34	34	22	3	13	8	9	26	5	34.6	2354	10.2

No.	GOALIE	GP	MINS	W	L	OT	SO	EN	GA	GAA	SOGP	SOW	SOL	SOGA	SOA	SO%	SA	SVS	SV%
39	x Pavel Francouz	4	237:26	3	1	0	1	1	6	1.52	0	0	0	0	0	0.000	109	103	0.945
50	*x Trent Miner	5	273:41	2	3	0	0	0	12	2.63	0	0	0	0	0	0.000	119	107	0.899
42	*x Peyton Jones	2	64:03	0	0	1	0	0	3	2.81	0	0	0	0	0	0.000	36	33	0.917
60	* Justus Annunen	48	2693:15	24	13	6	2	5	135	3.01	7	4	3	6	24	0.750	1266	1131	0.893
32	Hunter Miska	17	829:10	10	5	0	1	0	42	3.04	1	1	0	0	3	1.000	377	335	0.889
	Empty Net		38:58						6								6		
	Totals	68	4136:33	39	22	7	4	6	204	2.96	8	5	3	6	27	0.778	1913	1709	0.893

x - inactive, * - rookie

Grand Rapids Griffins Statistics

No.	PLAYER	POS	GP	G	A	PTS	+/-	PIM	PP	PPA	SHG	SHA	GW	FG	IG	OT	UA	EN	SOG	SOA	SGW	SO%	SH	SH%
48	* Jonatan Berggren	LW	70	21	43	64	-18	24	6	15	0	0	7	0	1	3	3	1	0	3	0	0.0	167	12.6
11	Riley Barber	RW	49	28	25	53	-14	24	15	5	0	0	5	0	2	1	0	2	0	2	0	0.0	184	15.2
17	Taro Hirose	LW	59	15	38	53	-8	12	2	18	0	0	1	4	2	0	2	2	1	3	0	33.3	122	12.3
15	x Turner Elson	LW	73	21	24	45	1	30	4	5	1	1	5	4	2	3	2	1	1	1	0	100.0	166	12.7
51	Kyle Crisculo	C	57	15	24	39	-15	18	2	8	0	0	1	4	2	0	1	1	1	1	0	100.0	147	10.2
32	Tyler Spezia	C	74	13	22	35	4	24	0	3	1	0	1	4	2	0	0	0	0	2	0	0.0	117	11.1
65	Dominik Shine	RW	71	17	15	32	2	141	3	1	3	0	1	2	2	0	2	0	0	1	0	0.0	122	13.9
6	Ryan Murphy	D	53	11	18	29	-7	30	5	9	0	0	0	3	1	0	1	0	1	1	1	100.0	95	11.6
3	* Jared McIsaac	D	70	5	19	24	-11	34	2	5	0	0	0	1	0	0	0	0	0	1	0	0.0	123	4.1
22	Chase Pearson	C	50	7	11	18	-17	18	2	4	0	0	1	3	1	0	0	1	0	0	0	0.0	81	8.6
21	Dennis Yan	LW	56	8	8	16	-8	41	0	1	0	0	2	1	1	0	0	0	0	1	0	0.0	103	7.8
18	Brian Lashoff	D	67	5	11	16	0	30	0	4	1	0	1	1	1	1	0	1	0	0	0	0.0	70	7.1
71	Jon Martin	RW	60	4	12	16	-1	51	0	2	0	0	1	1	0	0	0	0	0	0	0	0.0	83	4.8
20	Dan Renouf	D	63	3	11	14	14	53	0	0	0	0	0	0	0	0	1	0	0	0	0	0.0	82	3.7
55	x Josh Dickinson	C	48	6	7	13	4	20	1	1	0	1	2	0	1	0	0	0	1	1	1	100.0	61	9.8
14	Jan Drozg (total)	RW	38	4	7	11	-8	12	0	1	0	0	0	0	0	0	0	0	0	0	0	0.0	37	10.8
	WBS	RW	23	4	6	10	0	8	0	1	0	0	0	0	0	0	0	0	0	0	0	0.0	24	16.7
	GR	RW	15	0	1	1	-8	4	0	0	0	0	0	0	0	0	0	0	0	0	0	0.0	13	0.0
90	Joe Veleno	C	11	6	4	10	-2	4	3	2	1	1	1	2	1	0	1	0	0	1	0	0.0	33	18.2
40	* Wyatt Newpower	D	55	3	7	10	0	54	0	0	0	0	0	0	1	0	0	2	0	0	0	0.0	53	5.7
25	*x Brett McKenzie	LW	44	4	5	9	-3	16	0	0	0	0	0	0	0	0	0	0	0	1	0	0.0	28	14.3
28	x Luke Witkowski	D	44	3	4	7	6	62	0	0	0	0	1	0	0	0	0	0	0	0	0	0.0	37	8.1
37	Donovan Sebrango	D	65	1	6	7	-7	23	0	0	0	0	1	0	0	0	0	0	0	0	0	0.0	53	1.9
14	x Matt Berry	RW	19	2	4	6	1	10	0	0	0	0	0	0	0	0	0	0	0	0	0	0.0	27	7.4
27	* Seth Barton	D	20	1	5	6	-7	4	0	4	0	0	0	0	0	0	0	0	0	1	0	0.0	19	5.3
16	x Butrus Ghafari (total)	D	22	1	4	5	3	21	0	0	0	0	0	0	0	0	0	0	0	0	0	0.0	20	5.0
	ROC	D	3	0	1	1	3	0	0	0	0	0	0	0	0	0	0	0	0	0	0	0.0	2	0.0
	GR	D	19	1	3	4	0	21	0	0	0	0	0	0	0	0	0	0	0	0	0	0.0	18	5.6
5	*x Samuel Dove-McFalls	C	11	1	3	4	0	9	0	0	0	0	0	0	0	0	0	0	0	1	0	0.0	15	6.7
26	* Drew Worrad	C	11	1	3	4	-1	4	1	2	0	0	0	1	0	0	0	0	0	1	0	0.0	12	8.3
31	Calvin Pickard	G	43	0	4	4	0	2	0	1	0	0	0	0	0	0	0	0	0	0	0	0.0	0	0.0
38	Hayden Verbeek	LW	21	2	1	3	2	6	0	0	0	0	0	0	0	0	0	0	0	0	0	0.0	13	15.4
23	* Max Humitz	LW	11	1	2	3	1	0	0	0	0	0	0	0	0	0	0	0	0	0	0	0.0	10	10.0
9	*x Patrick Curry	LW	29	1	2	3	-8	13	0	0	0	0	0	0	0	0	0	0	0	0	0	0.0	23	4.3
79	* Kirill Tyutyayev	LW	9	0	3	3	1	4	0	0	0	0	0	0	0	0	0	0	0	0	0	0.0	7	0.0
26	x Erik Bradford	C	16	0	3	3	2	6	0	1	0	0	0	0	0	0	0	0	0	0	0	0.0	12	0.0
12	x Alexis D'Aoust (total)	RW	7	1	1	2	1	2	1	0	0	0	0	0	0	0	0	1	0	0	0	0.0	8	12.5
	BEL	RW	2	0	0	0	0	0	0	0	0	0	0	0	0	0	0	0	0	0	0	0.0	5	0.0
	PRO	RW	1	1	0	1	1	0	0	0	0	0	0	1	0	0	0	0	0	0	0	0.0	2	50.0
	LHV	RW	6	0	0	0	0	0	0	0	0	0	0	0	0	0	0	0	0	0	0	0.0	2	0.0
	GR	RW	7	1	1	2	1	2	1	0	0	0	0	0	0	0	0	1	0	0	0	0.0	8	12.5
16	*x Gordi Myer	D	8	0	2	2	1	0	0	0	0	0	0	0	0	0	0	0	0	0	0	0.0	2	0.0
41	x Blake Hillman	D	10	0	2	2	-2	2	0	0	0	0	0	0	0	0	0	0	0	0	0	0.0	11	0.0
55	*x D.J. King	D	2	0	1	1	0	0	0	0	0	0	0	0	0	0	0	0	0	0	0	0.0	1	0.0
54	x Gemel Smith	C	3	0	1	1	1	8	0	0	0	0	0	0	0	0	0	0	0	0	0	0.0	2	0.0
1	* Victor Brattstrom	G	32	0	1	1	0	2	0	0	0	0	0	0	0	0	0	0	0	0	0	0.0	0	0.0
42	x Randy Gazzola	D	2	0	0	0	-1	0	0	0	0	0	0	0	0	0	0	0	0	0	0	0.0	0	0.0
81	x Justin Abdelkader	LW	3	0	0	0	-3	2	0	0	0	0	0	0	0	0	0	0	0	0	0	0.0	4	0.0
47	* Trenton Bliss	LW	3	0	0	0	0	2	0	0	0	0	0	0	0	0	0	0	0	0	0	0.0	2	0.0
36	* Kaden Fulcher	G	4	0	0	0	0	0	0	0	0	0	0	0	0	0	0	0	0	0	0	0.0	0	0.0
	BENCH		76	2				18														0.0	2	
	TOTALS		76	209	356	563	-100	828	47	91	7	3	31	31	20	8	13	12	5	22	2	22.7	2128	9.7

No.	GOALIE	GP	MINS	W	L	OT	SO	EN	GA	GAA	SOGP	SOW	SOL	SOGA	SOA	SO%	SA	SVS	SV%
31	Calvin Pickard	43	2534:30	21	16	5	1	6	109	2.58	2	1	1	3	6	0.500	1330	1221	0.918
1	* Victor Brattstrom	32	1808:08	11	16	3	1	7	100	3.32	2	1	1	2	15	0.867	943	843	0.894
36	* Kaden Fulcher	4	216:58	1	3	0	0	0	16	4.42	0	0	0	0	0	0.000	104	88	0.846
	Empty Net		42:15						13								13		
	Totals	76	4601:51	33	35	8	2	13	238	3.10	4	2	2	5	21	0.762	2390	2152	0.900

x - inactive, * - rookie

Hartford Wolf Pack Statistics

No.	PLAYER	POS	GP	G	A	PTS	+/-	PIM	PP	PPA	SHG	SHA	GW	FG	IG	OT	UA	EN	SOG	SOA	SGW	SO%	SH	SH%
28	Anthony Greco	RW	66	20	39	59	-7	10	7	13	0	1	2	5	0	1	2	2	0	1	0	0.0	248	8.1
39	Nick Merkley (total)	RW	59	16	30	46	-14	38	5	14	0	1	3	3	1	0	0	0	0	1	0	0.0	117	13.7
	SJ	RW	43	11	25	36	-11	28	2	13	0	1	3	2	1	0	0	0	0	1	0	0.0	92	12.0
	HFD	RW	16	5	5	10	-3	10	3	1	0	0	0	1	0	0	0	0	0	0	0	0.0	25	20.0
22	x Jonny Brodzinski	RW	36	18	21	39	8	34	5	7	3	1	2	1	2	1	1	1	2	5	0	40.0	104	17.3
7	Ty Ronning	RW	69	18	21	39	-6	28	3	4	1	0	2	1	1	0	3	0	1	3	1	33.3	133	13.5
11	Tanner Fritz	RW	62	13	23	36	4	42	0	3	0	3	1	4	2	0	1	1	1	3	0	33.3	64	20.3
6	*x Zac Jones	D	52	9	26	35	-4	25	3	15	0	0	0	1	0	0	1	0	0	5	0	0.0	124	7.3
91	Maxim Letunov (total)	C	73	15	13	28	-13	22	5	1	0	0	2	4	3	1	0	1	0	1	0	0.0	107	14.0
	CHI	C	60	13	10	23	-7	16	5	1	0	0	1	3	3	0	0	1	0	1	0	0.0	97	13.4
	HFD	C	13	2	3	5	-6	6	0	0	0	0	1	1	0	1	0	0	0	0	0	0.0	10	20.0
55	* Patrick Khodorenko	C	66	10	17	27	-5	39	2	3	1	0	0	2	2	0	0	1	0	1	0	0.0	77	13.0
48	*x Lauri Pajuniemi	RW	51	13	13	26	-9	14	4	4	0	0	2	1	2	0	2	0	0	1	0	0.0	105	12.4
26	x Tim Gettinger	LW	45	10	15	25	9	39	5	5	1	0	1	0	1	0	0	1	4	6	4	66.7	108	9.3
21	* Austin Rueschhoff	F	59	14	10	24	-6	58	3	1	0	0	2	3	1	0	0	1	0	1	0	0.0	86	16.3
29	Matt Lorito	RW	30	8	10	18	2	10	3	4	0	0	0	2	0	0	0	0	0	1	0	0.0	78	10.3
51	x Tarmo Reunanen	D	40	2	15	17	8	10	0	5	0	0	0	1	0	0	0	0	0	0	0	0.0	50	4.0
8	* Alex Whelan	RW	62	8	8	16	2	21	0	0	0	0	1	1	1	0	1	0	0	0	0	0.0	98	8.2
27	x Morgan Barron	C	25	9	6	15	-2	10	4	3	2	0	2	0	1	0	2	1	0	2	0	0.0	57	15.8
2	x Anthony Bitetto	D	39	4	11	15	-11	26	2	4	0	1	1	1	1	0	0	1	0	0	0	0.0	52	7.7
13	*x Nils Lundkvist	D	34	3	12	15	-9	14	1	8	0	0	3	0	0	0	0	0	0	0	0	0.0	66	4.5
19	* Justin Richards	C	67	6	8	14	-28	23	0	0	0	0	3	1	0	0	0	0	0	0	0	0.0	80	7.5
4	* Zach Giuttari	D	56	1	13	14	4	14	0	0	0	1	0	0	0	0	0	0	0	0	0	0.0	71	1.4
96	* Cristiano DiGiacinto	LW	47	6	7	13	1	47	0	0	0	0	0	0	1	0	0	0	0	0	0	0.0	47	12.8
20	* Hunter Skinner	D	49	4	9	13	-1	34	0	0	0	0	1	0	0	0	0	0	0	0	0	0.0	68	5.9
9	* Mike O'Leary	LW	53	6	5	11	-8	42	0	0	0	0	1	2	0	0	1	0	0	0	0	0.0	40	15.0
24	*x Matthew Robertson	D	65	1	10	11	-7	36	0	5	0	0	0	1	0	0	0	0	0	0	0	0.0	91	1.1
49	*x Braden Schneider	D	24	0	9	9	6	10	0	1	0	3	0	0	0	0	0	0	0	0	0	0.0	22	0.0
23	x P.C. Labrie	LW	21	2	6	8	-1	23	0	0	0	0	0	0	1	0	0	0	0	0	0	0.0	17	11.8
17	x Eric Williams (total)	D	24	0	6	6	7	4	0	0	0	0	0	0	0	0	0	0	0	0	0	0.0	34	0.0
	CHI	D	24	0	6	6	7	4	0	0	0	0	0	0	0	0	0	0	0	0	0	0.0	34	0.0
5	x Jarred Tinordi	D	32	1	4	5	-4	56	0	0	0	0	0	0	0	0	1	1	0	0	0	0.0	41	2.4
10	x Aaron Luchuk (total)	C	15	2	2	4	-4	4	1	1	0	0	0	0	0	0	0	0	0	1	0	0.0	21	9.5
	HFD	C	15	2	2	4	-4	4	1	1	0	0	0	0	0	0	0	0	0	1	0	0.0	21	9.5
10	* Bobby Trivigno	F	11	1	2	3	-4	6	0	0	0	0	1	0	0	0	0	0	0	0	0	0.0	22	4.5
3	Jeff Taylor	D	18	1	1	2	-1	8	0	0	0	0	0	0	0	0	0	0	1	1	1	100.0	17	5.9
25	x Libor Hajek	D	5	0	2	2	3	6	0	0	0	0	0	0	0	0	0	0	0	0	0	0.0	5	0.0
17	x Abbott Girduckis	RW	6	1	0	1	1	0	0	0	0	0	0	0	0	0	0	0	0	0	0	0.0	5	20.0
18	*x Zach Berzolla	D	8	1	0	1	0	8	0	0	0	0	0	0	0	0	0	0	0	0	0	0.0	6	16.7
95	*x Jacob Hayhurst (total)	C	7	0	1	1	-1	0	0	0	0	0	0	0	0	0	0	0	0	0	0	0.0	5	0.0
	SPR	C	4	0	1	1	0	0	0	0	0	0	0	0	0	0	0	0	0	0	0	0.0	2	0.0
	HFD	C	3	0	0	0	-1	0	0	0	0	0	0	0	0	0	0	0	0	0	0	0.0	3	0.0
59	*x Jake Elmer	RW	10	0	1	1	-4	4	0	0	0	0	0	0	0	0	0	0	0	0	0	0.0	9	0.0
44	* Brandon Scanlin	D	15	0	1	1	-1	2	0	0	0	0	0	0	0	0	0	0	0	0	0	0.0	13	0.0
71	x Keith Kinkaid	G	37	0	1	1	0	6	0	1	0	0	0	0	0	0	0	0	0	0	0	0.0	0	0.0
16	* Easton Brodzinski	F	1	0	0	0	0	0	0	0	0	0	0	0	0	0	0	0	0	0	0	0.0	0	0.0
14	x Greg McKegg	C	1	0	0	0	3	0	0	0	0	0	0	0	0	0	0	0	0	0	0	0.0	0	0.0
15	x Blake Thompson	D	1	0	0	0	-1	0	0	0	0	0	0	0	0	0	0	0	0	0	0	0.0	0	0.0
40	x Francois Brassard	G	3	0	0	0	0	0	0	0	0	0	0	0	0	0	0	0	0	0	0	0.0	0	0.0
16	x Michael Brodzinski	D	3	0	0	0	-4	2	0	0	0	0	0	0	0	0	0	0	0	0	0	0.0	3	0.0
43	*x Brandon Fortunato	D	3	0	0	0	0	0	0	0	0	0	0	0	0	0	0	0	0	0	0	0.0	3	0.0
17	*x Michael Lee	D	3	0	0	0	-3	2	0	0	0	0	0	0	0	0	0	0	0	0	0	0.0	4	0.0
33	* Tyler Wall	G	5	0	0	0	0	0	0	0	0	0	0	0	0	0	0	0	0	0	0	0.0	0	0.0
61	*x James Sanchez	C	7	0	0	0	-3	2	0	0	0	0	0	0	0	0	0	0	1	1	0	100.0	3	0.0
81	x Liam Pecararo (total)	LW	9	0	0	0	0	0	0	0	0	0	0	0	0	0	0	0	0	0	0	0.0	6	0.0
	CLT	LW	4	0	0	0	1	0	0	0	0	0	0	0	0	0	0	0	0	0	0	0.0	5	0.0
	HFD	LW	5	0	0	0	-1	0	0	0	0	0	0	0	0	0	0	0	0	0	0	0.0	1	0.0
35	Adam Huska	G	29	0	0	0	0	6	0	0	0	0	0	0	0	0	0	0	0	0	0	0.0	0	0.0
	BENCH		72	6				12														0.0	6	
	TOTALS		72	205	336	535	-93	749	46	88	8	10	26	29	16	3	15	10	10	32	6	31.3	2083	9.6

No.	GOALIE	GP	MINS	W	L	OT	SO	EN	GA	GAA	SOGP	SOW	SOL	SOGA	SOA	SO%	SA	SVS	SV%
40	x Francois Brassard	3	181:52	1	1	1	0	0	8	2.64	0	0	0	0	0	0.000	88	80	0.909
35	Adam Huska	29	1674:00	10	13	5	0	3	78	2.80	1	0	1	2	3	0.333	798	720	0.902
71	x Keith Kinkaid	37	2164:03	20	14	2	1	5	106	2.94	7	6	1	5	30	0.833	1104	998	0.904
33	* Tyler Wall	5	296:05	1	4	0	0	2	21	4.26	0	0	0	0	0	0.000	158	137	0.867
	Empty Net		57:48						10								10		
	Totals	72	4373:48	32	32	8	1	10	223	3.06	8	6	2	7	33	0.788	2158	1935	0.897

x - inactive, * - rookie

Henderson Silver Knights Statistics

No.	PLAYER	POS	GP	G	A	PTS	+/-	PIM	PP	PPA	SHG	SHA	GW	FG	IG	OT	UA	EN	SOG	SOA	SGW	SO%	SH	SH%
16	Pavel Dorofeyev	C	63	27	25	52	9	34	5	8	0	0	4	4	2	0	3	0	3	5	1	60.0	187	14.4
64	Ben Jones	C	66	25	16	41	8	74	3	7	2	0	4	2	3	1	3	3	0	0	0	0.0	145	17.2
42	* Daniil Miromanov	D	53	11	29	40	11	30	4	12	0	0	1	4	2	0	0	0	1	0	0	0.0	142	7.7
43	Paul Cotter	RW	59	19	15	34	0	62	6	7	0	0	2	3	2	0	2	1	1	2	1	50.0	162	11.7
47	Sven Baertschi	LW	44	15	13	28	-14	6	6	7	0	0	3	2	2	1	0	0	0	1	0	0.0	89	16.9
96	Alan Quine	C	39	6	22	28	1	8	2	8	0	0	0	2	1	0	1	0	0	1	0	0.0	46	13.0
15	Jake Leschyshyn	C	34	14	13	27	10	24	6	4	0	1	2	2	3	0	0	0	0	0	0	0.0	70	20.0
46	Jonas Rondbjerg	RW	39	14	13	27	8	4	3	5	1	0	2	1	0	1	1	0	0	2	0	0.0	78	17.9
72	Gage Quinney	LW	38	12	11	23	1	8	3	4	0	0	3	2	2	0	1	0	1	3	1	33.3	87	13.8
79	* Colt Conrad (total)	C	44	7	15	22	5	14	1	2	0	1	2	2	0	2	0	0	0	0	0	0.0	39	17.9
	HSK	C	44	7	15	22	5	14	1	2	0	1	2	2	0	2	0	0	0	0	0	0.0	39	17.9
49	* Peter DiLiberatore	D	53	3	17	20	1	54	0	5	0	0	0	0	1	0	0	0	0	1	0	0.0	92	3.3
77	* Maxim Marushev	C	54	6	13	19	0	22	0	1	2	0	1	1	0	0	1	0	0	0	0	0.0	87	6.9
51	x Derrick Pouliot	D	42	2	17	19	-1	36	0	6	0	0	0	1	0	0	0	0	0	0	0	0.0	63	3.2
8	Jack Dugan	LW	35	6	12	18	-8	21	5	6	0	0	0	0	3	0	1	1	0	1	0	0.0	47	12.8
54	Jermaine Loewen	RW	44	6	8	14	15	84	0	0	0	0	2	0	0	0	0	0	0	0	0	0.0	56	10.7
6	* Kaedan Korczak	D	47	2	12	14	-1	28	1	1	0	0	1	1	0	0	0	0	0	0	0	0.0	55	3.6
57	* Mason Primeau	C	52	3	8	11	-7	49	0	2	0	0	2	2	0	0	0	0	0	0	0	0.0	29	10.3
22	Ian McCoshen	D	60	2	9	11	1	60	0	0	0	0	0	0	1	0	0	0	0	0	0	0.0	63	3.2
94	Brayden Pachal	D	65	2	9	11	-4	90	1	1	0	0	0	0	0	0	1	1	0	0	0	0.0	82	2.4
37	Reid Duke	C	45	6	4	10	0	39	1	0	0	0	1	1	0	0	2	0	0	0	0	0.0	75	8.0
25	x Lucas Elvenes	C	20	2	8	10	-2	4	1	5	0	0	0	1	0	0	0	0	0	0	0	0.0	17	11.8
65	Zack Hayes	D	54	2	8	10	10	66	0	1	0	0	0	1	0	0	0	0	0	0	0	0.0	42	4.8
24	* Brendan Brisson	F	7	3	5	8	0	4	2	1	0	0	0	1	1	0	0	0	0	1	0	0.0	12	25.0
85	* Connor Corcoran	D	12	5	2	7	0	8	3	2	0	0	1	2	0	0	0	0	0	0	0	0.0	25	20.0
44	Layton Ahac	D	32	0	6	6	-2	8	0	2	0	0	0	0	0	0	0	0	0	0	0	0.0	34	0.0
74	*x Lynden McCallum	F	20	1	4	5	-7	8	0	2	0	0	0	0	0	0	0	0	0	0	0	0.0	12	8.3
18	*x Peyton Krebs	LW	2	0	5	5	1	4	0	3	0	0	0	0	0	0	0	0	1	1	1	100.0	2	0.0
18	x Matt Boudens	C	30	0	5	5	-3	45	0	0	0	0	0	0	0	0	0	0	0	0	0	0.0	18	0.0
86	Ben Thomson	LW	15	2	1	3	-5	18	0	0	0	0	0	0	0	0	0	0	0	0	0	0.0	12	16.7
78	* Daniel D'Amato	F	5	1	2	3	1	4	0	0	0	0	0	1	0	0	0	0	0	0	0	0.0	3	33.3
24	x Adam Brooks	C	5	0	3	3	0	0	0	0	0	0	0	0	0	0	0	0	0	0	0	0.0	5	0.0
83	x Brandon Hickey	D	13	0	2	2	1	8	0	0	0	0	0	0	0	0	0	0	0	0	0	0.0	9	0.0
25	* Connor Ford	F	11	1	0	1	-3	0	1	0	0	0	0	0	0	0	0	0	0	0	0	0.0	15	6.7
78	*x Brandon Kruse	F	3	0	1	1	1	2	0	0	0	0	0	0	0	0	0	0	0	0	0	0.0	2	0.0
53	x Tariq Hammond	D	4	0	1	1	1	4	0	0	0	0	0	0	0	0	0	0	0	0	0	0.0	2	0.0
30	* Jiri Patera	G	22	0	1	1	0	0	0	0	0	0	0	0	0	0	0	0	0	0	0	0.0	0	0.0
11	Ivan Morozov	F	1	0	0	0	2	0	0	0	0	0	0	0	0	0	0	0	0	0	0	0.0	1	0.0
24	x Calder Brooks	F	3	0	0	0	-1	0	0	0	0	0	0	0	0	0	0	0	0	0	0	0.0	2	0.0
53	*x Tyler Busch	C	4	0	0	0	-1	6	0	0	0	0	0	0	0	0	0	0	0	0	0	0.0	3	0.0
40	*x Dillon Kelley	G	4	0	0	0	0	2	0	0	0	0	0	0	0	0	0	0	0	0	0	0.0	0	0.0
78	x Blake Siebenaler	D	4	0	0	0	0	2	0	0	0	0	0	0	0	0	0	0	0	0	0	0.0	2	0.0
31	* Isaiah Saville	G	8	0	0	0	0	2	0	0	0	0	0	0	0	0	0	0	0	0	0	0.0	0	0.0
1	* Dylan Ferguson	G	13	0	0	0	0	0	0	0	0	0	0	0	0	0	0	0	0	0	0	0.0	0	0.0
36	x Logan Thompson	G	26	0	0	0	0	0	0	0	0	0	0	0	0	0	0	0	0	0	0	0.0	0	0.0
	BENCH		68	4				24														0.0	4	
	TOTALS		68	209	335	540	28	966	54	102	5	2	31	36	23	5	16	6	6	19	4	31.6	1916	10.7

No.	GOALIE	GP	MINS	W	L	OT	SO	EN	GA	GAA	SOGP	SOW	SOL	SOGA	SOA	SO%	SA	SVS	SV%
31	* Isaiah Saville	8	438:26	6	1	0	0	1	15	2.05	0	0	0	0	0	0.000	210	195	0.929
30	* Jiri Patera	22	1306:19	10	11	1	1	6	60	2.76	2	2	0	1	10	0.900	664	604	0.910
36	x Logan Thompson	26	1491:54	13	9	4	2	1	69	2.77	2	1	1	2	7	0.714	863	794	0.920
1	* Dylan Ferguson	13	640:52	5	4	0	1	3	31	2.90	0	0	0	0	0	0.000	332	301	0.907
40	*x Dillon Kelley	4	223:10	1	3	0	0	1	15	4.03	1	1	0	0	3	1.000	108	93	0.861
	Empty Net		28:22						12								12		
	Totals	68	4129:03	35	28	5	4	12	202	2.94	5	4	1	3	20	0.850	2189	1987	0.908

x - inactive, * - rookie

Hershey Bears Statistics

No.	PLAYER	POS	GP	G	A	PTS	+/-	PIM	PP	PPA	SHG	SHA	GW	FG	IG	OT	UA	EN	SOG	SOA	SGW	SO%	SH	SH%
19	Mike Vecchione	C	59	16	28	44	-5	37	6	14	0	0	3	5	3	1	0	1	0	3	0	0.0	123	13.0
18	Garrett Pilon	C	60	17	25	42	2	30	6	4	0	0	1	1	0	0	0	0	0	3	0	0.0	145	11.7
21	Joe Snively	LW	35	15	23	38	22	18	4	8	3	1	3	2	2	1	5	2	1	3	1	33.3	102	14.7
4	Cody Franson	D	62	9	26	35	-14	14	5	13	0	0	1	1	0	0	0	0	0	0	0	0.0	112	8.0
14	x Axel Jonsson-Fjallby	LW	44	16	18	34	-2	8	4	5	1	1	4	5	1	2	3	0	1	3	0	33.3	108	14.8
10	Shane Gersich	LW	71	14	20	34	4	60	1	1	2	0	3	4	0	1	1	0	0	0	0	0.0	152	9.2
11	Mason Morelli	RW	68	12	21	33	8	56	2	1	0	0	2	0	1	2	0	0	0	0	0	0.0	153	7.8
5	Lucas Johansen	D	62	8	20	28	20	18	1	5	0	2	1	2	2	1	0	0	0	2	0	0.0	74	10.8
40	* Aliaksei Protas	C	42	8	16	24	-3	10	2	5	0	0	2	2	0	0	0	0	0	1	0	0.0	80	10.0
37	Bobby Nardella	D	44	6	17	23	-4	18	2	8	0	0	0	1	1	0	0	0	0	0	0	0.0	91	6.6
17	Mike Sgarbossa	C	30	10	11	21	-8	10	3	6	0	0	0	2	3	0	1	1	1	2	0	50.0	74	13.5
36	Kody Clark	RW	63	8	11	19	1	53	1	0	1	0	4	2	0	1	1	0	0	0	0	0.0	112	7.1
27	Alex Alexeyev	D	68	1	18	19	6	51	0	7	0	0	0	0	0	0	0	0	0	0	0	0.0	80	1.3
28	Brian Pinho	RW	27	8	9	17	-2	6	1	1	2	1	1	0	2	0	0	1	0	1	0	0.0	69	11.6
26	Matt Moulson	LW	24	5	12	17	-3	10	2	8	0	0	1	0	1	0	0	0	0	1	0	0.0	50	10.0
13	Beck Malenstyn	LW	65	10	6	16	-8	20	0	0	1	0	3	2	1	0	2	1	0	0	0	0.0	103	9.7
23	Brett Leason	RW	31	6	7	13	0	14	2	1	0	0	1	1	1	1	0	0	0	0	0	0.0	84	7.1
33	Tobias Geisser	D	68	3	10	13	8	20	0	0	0	1	0	1	0	0	0	0	0	0	0	0.0	83	3.6
12	x Ryan Dmowski	LW	23	7	3	10	-3	7	2	1	0	0	0	0	1	0	0	0	0	0	0	0.0	58	12.1
25	* Marcus Vela	C	42	6	4	10	-4	34	0	0	0	0	2	2	0	0	0	0	0	0	0	0.0	51	11.8
42	Dylan McIlrath	D	74	4	6	10	4	99	0	0	0	0	0	1	0	0	1	0	0	0	0	0.0	100	4.0
20	Drake Rymsha	C	49	1	8	9	-9	60	0	0	0	1	0	1	0	0	0	0	0	0	0	0.0	72	1.4
24	Riley Sutter	C	39	2	6	8	-1	18	0	0	0	1	0	1	0	0	1	0	0	0	0	0.0	31	6.5
6	x Michal Kempny	D	24	0	7	7	-3	32	0	1	0	0	0	0	0	0	0	0	0	0	0	0.0	47	0.0
22	Kale Kessy	LW	51	4	1	5	-14	84	0	0	0	0	0	1	0	0	0	1	0	0	0	0.0	38	10.5
34	Eddie Wittchow	RW	48	1	4	5	-15	61	0	0	0	0	0	0	0	0	0	0	0	0	0	0.0	67	1.5
7	Macoy Erkamps	D	11	0	4	4	6	4	0	0	0	0	0	0	0	0	0	0	0	0	0	0.0	4	0.0
2	Jake Massie	D	34	2	1	3	-8	16	1	1	0	0	0	0	0	0	0	0	0	0	0	0.0	43	4.7
15	*x Christopher Brown	RW	25	1	1	2	2	6	0	1	0	0	1	0	0	0	0	0	0	0	0	0.0	28	3.6
12	* Ethen Frank	RW	5	1	0	1	-1	0	1	0	0	0	0	0	0	0	0	0	0	0	0	0.0	8	12.5
29	x Colby McAuley	RW	5	0	1	1	0	6	0	0	0	0	0	0	0	0	0	0	0	0	0	0.0	5	0.0
32	x Tariq Hammond (total)	D	8	0	1	1	-2	4	0	0	0	0	0	0	0	0	0	0	0	0	0	0.0	3	0.0
	HSK	D	4	0	1	1	1	4	0	0	0	0	0	0	0	0	0	0	0	0	0	0.0	2	0.0
	HER	D	4	0	0	0	-3	0	0	0	0	0	0	0	0	0	0	0	0	0	0	0.0	1	0.0
35	x Zach Fucale	G	31	0	1	1	0	4	0	0	0	0	0	0	0	0	0	0	0	0	0	0.0	0	0.0
1	x Ryan Bednard	G	1	0	0	0	0	0	0	0	0	0	0	0	0	0	0	0	0	0	0	0.0	0	0.0
32	* Benton Maass	D	1	0	0	0	0	0	0	0	0	0	0	0	0	0	0	0	0	0	0	0.0	2	0.0
32	x Jordan Subban	D	1	0	0	0	0	0	0	0	0	0	0	0	0	0	0	0	0	0	0	0.0	2	0.0
43	x Vitek Vanecek	G	1	0	0	0	0	0	0	0	0	0	0	0	0	0	0	0	0	0	0	0.0	0	0.0
44	*x Will Graber	C	2	0	0	0	-1	0	0	0	0	0	0	0	0	0	0	0	0	0	0	0.0	4	0.0
12	*x Nick Isaacson	LW	3	0	0	0	0	9	0	0	0	0	0	0	0	0	0	0	0	0	0	0.0	3	0.0
29	* Julian Napravnik	LW	4	0	0	0	-2	0	0	0	0	0	0	0	0	0	0	0	0	0	0	0.0	5	0.0
30	* Hunter Shepard	G	9	0	0	0	0	0	0	0	0	0	0	0	0	0	0	0	0	0	0	0.0	0	0.0
31	Pheonix Copley	G	35	0	0	0	0	2	0	0	0	0	0	0	0	0	0	0	0	0	0	0.0	0	0.0
	BENCH		76	1				16														0.0	1	
	TOTALS		76	202	345	546	-30	911	46	91	10	8	33	37	19	10	15	7	3	19	1	15.8	2365	8.5

No.	GOALIE	GP	MINS	W	L	OT	SO	EN	GA	GAA	SOGP	SOW	SOL	SOGA	SOA	SO%	SA	SVS	SV%
43	x Vitek Vanecek	1	59:00	0	1	0	0	1	2	2.03	0	0	0	0	0	0.000	23	21	0.913
30	* Hunter Shepard	9	493:58	5	3	0	1	3	17	2.06	0	0	0	0	0	0.000	217	200	0.922
31	Pheonix Copley	35	2114:09	18	12	5	2	7	84	2.38	3	1	2	3	8	0.625	966	882	0.913
35	x Zach Fucale	31	1852:08	11	15	5	3	6	81	2.62	2	0	2	3	11	0.727	780	699	0.896
1	x Ryan Bednard	1	58:14	0	1	0	0	0	4	4.12	0	0	0	0	0	0.000	34	30	0.882
	Empty Net		67:47						17								17		
	Totals	76	4645:16	34	32	10	6	17	205	2.65	5	1	4	6	19	0.684	2037	1832	0.899

x - inactive, * - rookie

Iowa Wild Statistics

No.	PLAYER	POS	GP	G	A	PTS	+/-	PIM	PP	PPA	SHG	SHA	GW	FG	IG	OT	UA	EN	SOG	SOA	SGW	SO%	SH	SH%
42	Kyle Rau	LW	55	25	28	53	10	56	8	4	0	2	7	7	3	0	1	1	1	4	0	25.0	138	18.1
23	* Marco Rossi	C	63	18	35	53	11	46	5	14	0	0	2	2	0	1	1	0	0	6	0	0.0	157	11.5
18	Mason Shaw	LW	62	19	33	52	4	106	8	9	1	0	5	4	1	0	0	1	0	0	0	0.0	180	10.6
21	Mitchell Chaffee	RW	49	23	16	39	8	14	9	4	0	0	2	4	5	1	1	0	0	1	0	0.0	134	17.2
13	* Nick Swaney	RW	62	16	22	38	3	18	3	5	3	0	1	3	1	0	2	2	1	2	1	50.0	148	10.8
11	* Adam Beckman	LW	68	11	23	34	-13	28	4	8	0	0	0	1	0	0	0	0	1	2	1	50.0	203	5.4
2	Calen Addison	D	43	7	27	34	-6	70	3	15	0	0	2	0	0	1	0	0	0	0	0	0.0	102	6.9
27	Joe Hicketts	D	61	12	19	31	-1	35	2	9	0	0	3	4	0	2	1	0	0	0	0	0.0	131	9.2
5	Dakota Mermis	D	59	3	21	24	-9	86	1	9	0	1	0	1	0	0	0	0	0	0	0	0.0	126	2.4
39	Turner Ottenbreit	D	68	3	17	20	5	65	0	0	0	2	0	0	0	0	0	0	0	0	0	0.0	85	3.5
19	Joseph Cramarossa	LW	51	10	9	19	-1	62	1	2	1	0	2	1	2	1	0	1	1	4	0	25.0	76	13.2
22	Nolan Stevens (total)	LW	53	6	13	19	-13	26	2	2	0	0	0	0	1	0	0	0	0	0	0	0.0	59	10.2
	SPR	LW	20	3	9	12	3	10	2	2	0	0	0	0	0	0	0	0	0	0	0	0.0	27	11.1
	IA	LW	33	3	4	7	-16	16	0	0	0	0	0	1	0	0	0	0	0	0	0	0.0	32	9.4
43	x Connor Dewar	C	19	8	9	17	9	17	1	4	2	0	0	1	2	0	0	1	1	2	0	50.0	72	11.1
17	Dominic Turgeon	C	58	6	9	15	-11	26	0	1	0	0	0	0	0	0	1	1	0	0	0	0.0	79	7.6
12	*x Matt Boldy	LW	10	4	6	10	0	6	2	5	0	0	0	1	0	0	0	0	0	1	0	0.0	36	11.1
49	x Victor Rask	C	10	2	8	10	4	2	1	2	0	0	0	0	0	0	0	0	0	1	0	0.0	29	6.9
7	Kevin Czuczman	D	48	2	8	10	-1	17	0	0	0	0	0	0	0	0	0	1	0	0	0	0.0	78	2.6
47	Bryce Gervais	F	43	2	7	9	2	15	0	0	0	0	1	0	0	0	0	0	0	0	0	0.0	33	6.1
10	Jon Lizotte	D	56	2	7	9	-5	23	1	0	0	1	0	0	0	0	0	0	0	0	0	0.0	65	3.1
44	Nate Sucese	LW	43	4	4	8	-2	10	0	0	0	0	0	1	1	0	1	0	0	0	0	0.0	44	9.1
55	Cody McLeod	LW	59	4	4	8	-13	141	0	0	0	1	0	0	0	0	0	0	0	0	0	0.0	72	5.6
14	x Will Bitten	RW	23	3	5	8	-16	6	1	3	0	0	1	1	0	0	0	0	0	0	0	0.0	56	5.4
14	Brandon Baddock (total)	LW	61	3	5	8	-6	131	0	0	0	0	1	0	0	0	1	0	0	0	0	0.0	64	4.7
	LAV	LW	33	3	4	7	-1	77	0	0	0	0	1	0	0	0	1	0	0	0	0	0.0	41	7.3
	IA	LW	28	0	1	1	-5	54	0	0	0	0	0	0	0	0	0	0	0	0	0	0.0	23	0.0
16	Damien Giroux	C	48	3	4	7	-22	20	0	0	0	0	2	0	0	0	0	0	0	0	0	0.0	51	5.9
14	x Eric Staal	C	4	2	3	5	2	0	0	1	0	1	1	0	0	1	0	0	0	0	0	0.0	8	25.0
31	* Alexander Khovanov	F	22	1	4	5	-8	18	1	0	0	0	0	0	0	0	0	0	0	0	0	0.0	25	4.0
41	* Jake Linhart	D	15	1	3	4	-2	4	0	2	0	0	0	0	1	0	0	0	0	0	0	0.0	16	6.3
29	Keaton Thompson	D	28	1	3	4	-6	25	0	0	0	1	0	0	0	0	0	0	0	0	0	0.0	24	4.2
24	* Brenden Miller	D	33	1	3	4	9	23	0	0	0	0	0	0	0	0	0	0	0	0	0	0.0	22	4.5
9	x Bryce Misley	LW	18	3	0	3	2	16	0	0	0	0	1	0	0	0	0	0	0	0	0	0.0	10	30.0
8	Vladislav Firstov	LW	8	0	2	2	4	4	0	0	0	0	0	0	0	0	0	0	0	0	0	0.0	3	0.0
25	* Riese Zmolek	D	10	0	2	2	-1	2	0	0	0	0	0	0	0	0	0	0	0	0	0	0.0	5	0.0
20	*x Kris Bennett	C	12	1	0	1	-4	8	0	0	0	0	0	0	0	0	0	0	0	0	0	0.0	7	14.3
28	x Doyle Somerby	D	14	0	1	1	0	21	0	0	0	0	0	0	0	0	0	0	0	0	0	0.0	17	0.0
70	Zane McIntyre (total)	G	40	0	1	1	0	2	0	0	0	1	0	0	0	0	0	0	0	0	0	0.0	0	0.0
	TUC	G	3	0	0	0	0	0	0	0	0	0	0	0	0	0	0	0	0	0	0	0.0	0	0.0
	IA	G	37	0	1	1	0	2	0	0	0	1	0	0	0	0	0	0	0	0	0	0.0	0	0.0
26	*x Kaid Oliver	F	1	0	0	0	-1	0	0	0	0	0	0	0	0	0	0	0	0	0	0	0.0	0	0.0
33	*x Trevin Kozlowski	G	3	0	0	0	0	0	0	0	0	0	0	0	0	0	0	0	0	0	0	0.0	0	0.0
37	x Ryan Kuffner	LW	5	0	0	0	-2	0	0	0	0	0	0	0	0	0	0	0	0	0	0	0.0	3	0.0
8	*x Adrien Beraldo	D	6	0	0	0	-3	7	0	0	0	0	0	0	0	0	0	0	0	0	0	0.0	3	0.0
92	* Hunter Jones	G	9	0	0	0	0	0	0	0	0	0	0	0	0	0	0	0	0	0	0	0.0	0	0.0
35	x Andrew Hammond	G	11	0	0	0	0	0	0	0	0	0	0	0	0	0	0	0	0	0	0	0.0	0	0.0
30	* Dereck Baribeau	G	15	0	0	0	0	2	0	0	0	0	0	0	0	0	0	0	0	0	0	0.0	0	0.0
	BENCH		72	2				14														0.0	2	
	TOTALS		72	202	348	548	-75	1085	51	97	7	10	30	31	17	7	8	8	5	23	2	21.7	2295	8.7

No.	GOALIE	GP	MINS	W	L	OT	SO	EN	GA	GAA	SOGP	SOW	SOL	SOGA	SOA	SO%	SA	SVS	SV%
35	x Andrew Hammond	11	664:00	6	2	3	3	0	27	2.44	1	0	1	1	3	0.667	295	268	0.908
70	Zane McIntyre (total)	40	2351:24	21	15	3	2	6	97	2.48	3	1	2	4	11	0.636	1198	1101	0.919
	TUC	3	175:40	2	1	0	0	0	8	2.73	0	0	0	0	0	0.000	83	75	0.904
	IA	37	2175:44	19	14	3	2	6	89	2.45	3	1	2	4	11	0.636	1115	1026	0.920
33	*x Trevin Kozlowski	3	142:24	1	1	0	0	0	6	2.53	1	1	0	0	2	1.000	73	67	0.918
30	* Dereck Baribeau	15	860:16	4	8	2	0	2	44	3.07	2	0	2	3	6	0.500	455	411	0.903
92	* Hunter Jones	9	485:18	2	6	1	0	1	29	3.59	0	0	0	0	0	0.000	250	221	0.884

Empty Net																			
Totals	72	47.29	4375.21	32	31	9	5	9	204	2.80	7	2	5	8	22	0.636	2197	1993	0.907

x - inactive, * - rookie

Laval Rocket Statistics

No.	PLAYER	POS	GP	G	A	PTS	+/-	PIM	PP	PPA	SHG	SHA	GW	FG	IG	OT	UA	EN	SOG	SOA	SGW	SO%	SH	SH%
11	Rafaël Harvey-Pinard	LW	69	21	35	56	29	20	5	10	4	0	4	0	3	1	4	2	1	4	1	25.0	128	16.4
10	Jean-Sébastien Dea	C	70	26	26	52	-2	42	4	13	0	0	8	2	3	2	3	4	0	3	0	0.0	163	16.0
43	Xavier Ouellet	D	61	8	33	41	-5	47	5	15	0	1	0	2	1	0	0	0	0	1	0	0.0	144	5.6
38	Nate Schnarr (total)	C	63	17	19	36	21	36	2	5	0	0	5	0	2	0	0	1	0	0	0	0.0	106	16.0
	UTI	C	43	13	13	26	12	26	2	4	0	0	3	0	2	0	0	1	0	0	0	0.0	70	18.6
	LAV	C	20	4	6	10	9	10	0	1	0	0	2	0	0	0	0	0	0	0	0	0.0	36	11.1
26	Jesse Ylönen	RW	52	14	22	36	-16	12	9	7	0	0	0	2	3	0	1	0	1	3	0	33.3	121	11.6
18	Danick Martel	LW	70	17	16	33	-11	82	2	2	1	1	2	4	2	0	1	0	0	0	0	0.0	174	9.8
15	Kevin Roy	LW	62	13	20	33	-6	18	1	6	0	0	3	2	0	0	1	1	0	2	0	0.0	122	10.7
7	Louie Belpedio	D	69	11	19	30	-1	92	4	7	0	0	1	1	2	0	1	1	0	0	0	0.0	156	7.1
24	Joël Teasdale	LW	44	15	13	28	-1	17	2	3	0	1	2	2	2	0	0	0	0	0	0	0.0	90	16.7
20	Gabriel Bourque	LW	67	11	17	28	0	59	0	0	3	2	0	1	2	0	3	4	0	0	0	0.0	94	11.7
37	Brandon Gignac	LW	48	10	16	26	7	12	0	2	3	0	2	0	2	1	0	2	0	1	0	0.0	84	11.9
22	Alex Belzile	C	32	10	12	22	1	23	4	2	0	0	2	2	2	1	2	1	0	0	0	0.0	55	18.2
42	*x Justin Barron (total)	D	43	5	15	20	10	8	1	2	0	0	2	0	0	0	1	0	0	0	0	0.0	59	8.5
	COL	D	43	5	15	20	10	8	1	2	0	0	2	0	0	0	1	0	0	0	0	0.0	59	8.5
48	x Peter Abbandonato	C	38	4	16	20	-2	4	2	3	0	0	4	0	0	0	0	0	0	0	0	0.0	40	10.0
4	Tobie Paquette-Bisson	D	55	3	16	19	3	27	0	0	0	0	0	1	0	0	0	0	0	0	0	0.0	73	4.1
5	* Tory Dello	D	55	5	13	18	28	46	0	0	0	2	0	3	0	0	1	0	0	0	0	0.0	67	7.5
17	Jean-Christophe Beaudin	C	41	4	13	17	2	33	0	3	0	0	0	0	0	0	1	1	0	0	0	0.0	55	7.3
27	x Laurent Dauphin	C	18	11	5	16	-6	12	3	2	0	0	1	1	0	1	0	0	0	1	0	0.0	61	18.0
12	Lukas Vejdemo	C	34	6	10	16	3	12	1	0	2	2	0	1	0	0	1	0	1	1	0	100.0	61	9.8
14	Sami Niku	D	36	2	11	13	3	14	0	1	0	0	0	0	0	0	0	1	0	1	0	0.0	43	4.7
21	Terrance Amorosa	D	35	1	12	13	22	10	0	0	0	0	0	0	0	0	0	0	0	0	0	0.0	25	4.0
6	Corey Schueneman	D	32	4	7	11	1	12	1	1	0	0	0	0	0	0	0	0	0	0	0	0.0	57	7.0
13	Cedric Paquette	C	14	9	1	10	1	28	2	1	0	0	1	2	2	0	1	0	0	0	0	0.0	40	22.5
16	* Cameron Hillis	C	24	5	4	9	4	14	0	0	0	0	0	2	1	0	2	0	0	0	0	0.0	28	17.9
19	x Alexandre Fortin	LW	34	4	5	9	-1	8	0	0	0	0	1	2	0	0	0	0	1	1	1	100.0	53	7.5
25	Devante Smith-Pelly	RW	24	4	4	8	2	6	0	0	0	0	0	1	0	0	0	0	0	0	0	0.0	30	13.3
32	*x Justin Ducharme	LW	19	5	2	7	3	8	0	0	0	0	0	1	0	0	0	0	0	0	0	0.0	21	23.8
34	x Brandon Baddock	LW	33	3	4	7	-1	77	0	0	0	0	1	0	0	0	1	0	0	0	0	0.0	41	7.3
2	* Gianni Fairbrother	D	25	1	6	7	-14	46	0	0	0	0	1	1	0	0	0	0	0	0	0	0.0	19	5.3
41	x Ryan Poehling	C	7	3	3	6	-3	0	0	1	0	0	0	0	1	0	0	0	0	0	0	0.0	15	20.0
23	x Michael Pezzetta	LW	8	3	3	6	7	16	0	0	0	0	1	1	0	0	0	0	0	0	0	0.0	11	27.3
28	x Shawn St. Amant	F	14	2	4	6	-5	8	0	0	0	0	0	1	0	0	0	0	0	0	0	0.0	25	8.0
44	*x Cole Caufield	RW	6	2	3	5	-6	0	0	2	0	0	0	0	0	0	2	0	1	1	0	100.0	24	8.3
3	Nicolas Mattinen	D	8	1	2	3	5	4	0	0	0	0	0	1	0	0	0	0	0	0	0	0.0	7	14.3
49	*x Cédric Desruisseaux	RW	3	1	1	2	1	4	0	0	0	0	0	1	0	0	0	0	0	0	0	0.0	4	25.0
29	* Mattias Norlinder	D	6	1	1	2	-2	2	1	0	0	0	0	0	0	0	0	0	0	0	0	0.0	2	50.0
47	x Charles-David Beaudoin	D	5	0	2	2	1	4	0	0	0	0	0	0	0	0	0	0	0	0	0	0.0	6	0.0
36	*x Carl Neill	D	16	0	2	2	-3	4	0	0	0	0	0	0	0	0	0	0	0	0	0	0.0	12	0.0
44	*x Olivier Galipeau	D	18	0	2	2	-2	8	0	0	0	0	0	0	0	0	0	0	0	0	0	0.0	17	0.0
39	Kevin Poulin	G	30	0	2	2	0	2	0	0	0	0	0	0	0	0	0	0	0	0	0	0.0	0	0.0
46	*x Darien Kielb	D	6	0	1	1	3	10	0	0	0	0	0	0	0	0	0	0	0	0	0	0.0	9	0.0
28	* Lucas Condotta	LW	7	0	1	1	-2	2	0	0	0	0	0	0	0	0	0	0	0	0	0	0.0	4	0.0
31	Cayden Primeau	G	33	0	1	1	0	0	0	0	0	0	0	0	0	0	0	0	0	0	0	0.0	1	0.0
29	*x Ryan Valentini	C	1	0	0	0	0	0	0	0	0	0	0	0	0	0	0	0	0	0	0	0.0	0	0.0
29	*x Dominic Cormier (total)	D	2	0	0	0	0	0	0	0	0	0	0	0	0	0	0	0	0	0	0	0.0	2	0.0
	SPR	D	1	0	0	0	-2	0	0	0	0	0	0	0	0	0	0	0	0	0	0	0.0	2	0.0
	LAV	D	1	0	0	0	2	0	0	0	0	0	0	0	0	0	0	0	0	0	0	0.0	0	0.0
45	*x Mathew Santos	RW	3	0	0	0	1	0	0	0	0	0	0	0	0	0	0	0	0	0	0	0.0	2	0.0
35	x Louis-Philip Guindon	G	4	0	0	0	0	0	0	0	0	0	0	0	0	0	0	0	0	0	0	0.0	0	0.0
8	x Josh Brook	D	6	0	0	0	-5	8	0	0	0	0	0	0	0	0	0	0	0	0	0	0.0	5	0.0
35	x Andrew Hammond (total)	G	11	0	0	0	0	0	0	0	0	0	0	0	0	0	0	0	0	0	0	0.0	0	0.0
	IA	G	11	0	0	0	0	0	0	0	0	0	0	0	0	0	0	0	0	0	0	0.0	0	0.0
40	x Michael McNiven	G	11	0	0	0	0	2	0	0	0	0	0	0	0	0	0	0	0	0	0	0.0	0	0.0
	BENCH		72	2				6														0.0	2	
	TOTALS		72	246	392	636	44	871	46	82	13	9	37	36	26	6	25	17	5	19	2	26.3	2227	11.0

No.	GOALIE	GP	MINS	W	L	OT	SO	EN	GA	GAA	SOGP	SOW	SOL	SOGA	SOA	SO%	SA	SVS	SV%
39	Kevin Poulin	30	1746:51	18	8	3	2	9	68	2.34	2	2	0	3	14	0.786	850	782	0.920
35	x Andrew Hammond (total)	11	664:00	6	2	3	3	0	27	2.44	1	0	1	1	3	0.667	295	268	0.908
	IA	11	664:00	6	2	3	3	0	27	2.44	1	0	1	1	3	0.667	295	268	0.908
31	Cayden Primeau	33	1915:20	16	12	3	2	9	94	2.94	2	0	2	3	5	0.400	1038	944	0.909
40	x Michael McNiven	11	520:21	4	4	1	1	3	35	4.04	0	0	0	0	0	0.000	267	232	0.869
35	x Louis-Philip Guindon	4	145:11	1	2	0	0	0	11	4.55	0	0	0	0	0	0.000	75	64	0.853
	Empty Net		40:39						21								21		
	Totals	72	4368:22	39	26	7	5	21	229	3.15	4	2	2	6	19	0.684	2251	2022	0.898

x - inactive, * - rookie

Lehigh Valley Phantoms Statistics

No.	PLAYER	POS	GP	G	A	PTS	+/-	PIM	PP	PPA	SHG	SHA	GW	FG	IG	OT	UA	EN	SOG	SOA	SGW	SO%	SH	SH%
9	Cal O'Reilly	C	75	21	32	53	-12	20	7	9	3	0	3	6	2	1	1	1	0	2	0	0.0	139	15.1
5	Adam Clendening	D	74	5	37	42	-15	78	0	18	0	0	3	1	0	1	1	1	2	6	1	33.3	144	3.5
49	Garrett Wilson	LW	70	17	16	33	-10	115	4	3	0	0	1	2	1	0	0	2	0	0	0	0.0	140	12.1
42	Hayden Hodgson	RW	46	19	12	31	6	70	3	2	0	0	1	2	2	0	2	1	0	1	0	0.0	89	21.3
4	Egor Zamula	D	58	4	25	29	2	16	1	4	0	0	1	0	0	0	0	0	0	0	0	0.0	97	4.1
19	Isaac Ratcliffe	LW	59	11	17	28	-5	61	3	3	0	0	1	2	0	0	1	0	0	0	0	0.0	104	10.6
21	Linus Sandin	RW	36	8	12	20	-3	16	2	3	0	1	3	2	1	0	1	0	0	0	0	0.0	53	15.1
20	Max Willman	LW	34	11	8	19	0	33	2	0	2	1	1	3	1	0	1	1	0	1	0	0.0	105	10.5
23	x Morgan Frost	C	24	6	13	19	-9	8	1	4	0	2	1	1	0	0	0	0	0	1	0	0.0	45	13.3
22	Logan Day	D	72	6	13	19	1	26	0	2	0	0	2	0	0	0	0	0	0	0	0	0.0	121	5.0
47	Adam Johnson (total)	LW	58	5	13	18	-9	30	1	2	0	0	0	2	0	0	0	0	0	0	0	0.0	103	4.9
	ONT	LW	28	1	5	6	-6	18	0	1	0	0	0	1	0	0	0	0	0	0	0	0.0	42	2.4
	LHV	LW	30	4	8	12	-3	12	1	1	0	0	0	1	0	0	0	0	0	0	0	0.0	61	6.6
29	* Wyattte Wylie	D	65	5	13	18	-7	24	0	0	0	0	0	1	1	0	0	0	0	0	0	0.0	81	6.2
11	* Wade Allison	F	28	10	7	17	-4	4	3	3	0	0	3	2	1	0	0	1	1	2	1	50.0	85	11.8
15	Maksim Sushko	RW	63	10	7	17	-5	31	0	0	0	0	2	3	3	0	2	2	0	0	0	0.0	49	20.4
10	* Tanner Laczynski	F	28	7	10	17	-2	8	1	5	0	0	0	0	2	0	3	0	0	2	0	0.0	82	8.5
26	x Gerry Mayhew	C	24	9	7	16	-7	20	4	1	0	0	1	3	0	0	0	1	1	3	0	33.3	55	16.4
16	Matthew Strome	LW	63	5	11	16	-2	26	0	1	0	0	1	1	0	0	0	0	0	3	0	0.0	71	7.0
39	Charlie Gerard	RW	55	6	6	12	-13	20	0	0	0	1	0	2	0	0	1	1	0	0	0	0.0	80	7.5
44	*x Cam York	D	34	2	10	12	-8	12	0	4	0	0	0	0	0	0	0	0	0	0	0	0.0	36	5.6
25	x Connor Bunnaman	C	41	6	5	11	-6	10	1	0	0	1	2	1	0	0	0	0	0	0	0	0.0	76	7.9
61	Brennan Menell (total)	D	38	1	10	11	-6	34	0	3	0	0	1	0	0	0	0	0	0	1	0	0.0	47	2.1
	TOR	D	20	1	4	5	-6	15	0	1	0	0	1	0	0	0	0	0	0	0	0	0.0	21	4.8
	LHV	D	18	0	6	6	0	19	0	2	0	0	0	0	0	0	0	0	0	1	0	0.0	26	0.0
7	Cooper Zech	D	53	1	10	11	3	12	0	0	0	0	1	1	0	0	0	0	0	0	0	0.0	74	1.4
18	* Jackson Cates	C	37	2	8	10	-11	2	0	2	2	0	0	0	1	0	1	0	0	0	0	0.0	47	4.3
28	Nick Lappin	RW	38	5	3	8	1	13	0	0	0	0	0	0	0	0	0	0	0	0	0	0.0	37	13.5
6	Linus Hogberg	D	58	0	8	8	-4	14	0	0	0	1	0	0	0	0	0	0	0	0	0	0.0	49	0.0
48	x Alex Kile	LW	27	4	3	7	-10	0	0	1	0	0	0	0	0	0	1	0	0	0	0	0.0	29	13.8
24	x Brennan Saulnier	F	43	3	3	6	-8	88	0	0	0	0	0	1	0	0	0	0	0	0	0	0.0	36	8.3
17	x German Rubtsov	C	37	2	4	6	-10	0	0	0	0	0	0	1	0	0	0	0	0	0	0	0.0	28	7.1
71	*x Tyson Foerster	RW	9	2	1	3	-7	4	2	0	0	0	0	0	1	0	0	0	0	0	0	0.0	23	8.7
40	* Ryan MacKinnon	D	25	2	1	3	3	10	0	0	0	0	0	0	0	0	0	0	0	0	0	0.0	16	12.5
27	x Brad Morrison	C	1	0	1	1	1	0	0	0	0	0	0	0	0	0	0	0	0	0	0	0.0	0	0.0
8	*x Mason Millman	D	12	0	1	1	-5	8	0	0	0	0	0	0	0	0	0	0	0	0	0	0.0	7	0.0
26	* Colin Felix	D	1	0	0	0	-1	7	0	0	0	0	0	0	0	0	0	0	0	0	0	0.0	0	0.0
47	x Nick Master	F	1	0	0	0	-1	0	0	0	0	0	0	0	0	0	0	0	0	0	0	0.0	0	0.0
38	* Will Riedell	D	2	0	0	0	-1	0	0	0	0	0	0	0	0	0	0	0	0	0	0	0.0	1	0.0
27	*x Samu Tuomaala	F	2	0	0	0	0	0	0	0	0	0	0	0	0	0	0	0	0	0	0	0.0	1	0.0
13	Ryan Fitzgerald	LW	4	0	0	0	-2	2	0	0	0	0	0	0	0	0	0	0	0	0	0	0.0	1	0.0
33	x Jon Gillies (total)	G	4	0	0	0	0	0	0	0	0	0	0	0	0	0	0	0	0	0	0	0.0	0	0.0
	PRO	G	3	0	0	0	0	0	0	0	0	0	0	0	0	0	0	0	0	0	0	0.0	0	0.0
	LHV	G	1	0	0	0	0	0	0	0	0	0	0	0	0	0	0	0	0	0	0	0.0	0	0.0
3	*x Garrett McFadden	D	4	0	0	0	-3	2	0	0	0	0	0	0	0	0	0	0	0	0	0	0.0	3	0.0
45	*x Garrett Metcalf	G	4	0	0	0	0	0	0	0	0	0	0	0	0	0	0	0	0	0	0	0.0	0	0.0
30	* Samuel Ersson	G	5	0	0	0	0	0	0	0	0	0	0	0	0	0	0	0	0	0	0	0.0	0	0.0
38	x Alexis D'Aoust	RW	6	0	0	0	0	0	0	0	0	0	0	0	0	0	0	0	0	0	0	0.0	2	0.0
2	* Adam Karashik	D	8	0	0	0	-3	4	0	0	0	0	0	0	0	0	0	0	0	0	0	0.0	8	0.0
72	* Kirill Ustimenko	G	8	0	0	0	0	0	0	0	0	0	0	0	0	0	0	0	0	0	0	0.0	0	0.0
35	x Pat Nagle	G	22	0	0	0	0	0	0	0	0	0	0	0	0	0	0	0	0	0	0	0.0	0	0.0
32	Felix Sandstrom	G	44	0	0	0	0	0	0	0	0	0	0	0	0	0	0	0	0	0	0	0.0	0	0.0
	BENCH		76	2				10														0.0	2	
	TOTALS		76	195	318	511	-160	805	35	68	7	7	27	36	16	2	15	11	4	22	2	18.2	2103	9.2

No.	GOALIE	GP	MINS	W	L	OT	SO	EN	GA	GAA	SOGP	SOW	SOL	SOGA	SOA	SO%	SA	SVS	SV%
33	x Jon Gillies (total)	4	238:22	3	1	0	1	2	7	1.76	0	0	0	0	0	0.000	115	108	0.939
	PRO	3	179:44	3	0	0	1	0	5	1.67	0	0	0	0	0	0.000	96	91	0.948
	LHV	1	58:38	0	1	0	0	2	2	2.05	0	0	0	0	0	0.000	19	17	0.895

35	x Pat Nagle	22	1246:50	10	6	6	2	1	57	2.74	4	1	3	4	11	0.636	592	535	0.904
32	Felix Sandstrom	44	2391:19	16	18	5	2	10	115	2.89	1	0	1	2	3	0.333	1177	1062	0.902
72	* Kirill Ustimenko	8	370:51	1	3	2	0	1	18	2.91	2	1	1	1	7	0.857	180	162	0.900
30	* Samuel Ersson	5	263:50	0	3	1	0	1	13	2.96	0	0	0	0	0	0.000	121	108	0.893
45	*x Garrett Metcalf	4	241:04	2	1	1	0	0	14	3.48	0	0	0	0	0	0.000	119	105	0.882
	Empty Net		42:08						15								15		
	Totals	76	4614:40	29	32	15	4	15	234	3.04	7	2	5	7	21	0.667	2223	1989	0.895

x - inactive, * - rookie

Manitoba Moose Statistics

No.	PLAYER	POS	GP	G	A	PTS	+/-	PIM	PP	PPA	SHG	SHA	GW	FG	IG	OT	UA	EN	SOG	SOA	SGW	SO%	SH	SH%
23	Mikey Eyssimont	LW	58	18	24	42	15	90	3	8	0	0	2	0	4	0	2	0	3	6	2	50.0	205	8.8
39	Jeff Malott	LW	62	23	18	41	11	55	10	7	0	0	8	4	3	2	1	0	2	3	1	66.7	166	13.9
41	Cole Maier	C	68	17	20	37	11	57	2	1	1	1	2	1	2	0	3	1	1	2	0	50.0	160	10.6
9	Leon Gawanke	D	65	10	26	36	-1	19	4	9	0	0	1	2	0	1	0	0	1	1	1	100.0	141	7.1
8	Nicholas Jones	C	60	12	22	34	11	36	1	3	1	1	1	3	1	0	3	1	0	1	0	0.0	111	10.8
19	David Gustafsson	C	47	15	15	30	4	10	6	4	1	1	3	1	1	0	1	1	2	5	1	40.0	102	14.7
4	Johnathan Kovacevic	D	62	11	19	30	23	45	0	2	0	0	1	1	1	0	1	0	0	1	0	0.0	135	8.1
22	Austin Poganski	RW	49	9	21	30	1	20	2	6	0	0	1	1	3	0	2	2	0	1	0	0.0	82	11.0
47	Declan Chisholm	D	53	9	21	30	1	20	2	7	0	0	1	4	0	0	0	0	0	1	0	0.0	76	11.8
25	C.J. Suess	C	46	14	14	28	5	16	2	5	1	0	3	1	1	0	1	0	0	1	0	0.0	103	13.6
43	* Greg Meireles	RW	49	5	22	27	-2	19	3	6	0	0	1	1	1	0	0	0	1	1	0	100.0	72	6.9
34	Ville Heinola	D	41	5	21	26	7	18	5	9	0	0	0	0	1	0	0	0	0	1	0	0.0	113	4.4
10	Evan Polei	LW	62	11	12	23	8	97	0	0	0	0	2	4	0	1	0	1	0	0	0	0.0	94	11.7
49	Bobby Lynch	RW	46	8	13	21	-8	10	1	2	0	0	1	1	0	0	1	0	0	0	0	0.0	70	11.4
45	Morgan Barron (total)	C	30	10	7	17	-7	10	5	3	2	0	2	0	1	0	3	1	0	2	0	0.0	72	13.9
	HFD	C	25	9	6	15	-2	10	4	3	2	0	2	0	1	0	2	1	0	2	0	0.0	57	15.8
	MB	C	5	1	1	2	-5	0	1	0	0	0	0	0	0	0	1	0	0	0	0	0.0	15	6.7
14	Jimmy Oligny	D	67	4	13	17	-1	91	0	0	0	0	1	1	0	1	0	0	0	0	0	0.0	93	4.3
17	x Cole Perfetti	C	17	6	9	15	6	2	2	4	0	0	0	3	0	0	0	0	0	1	0	0.0	48	12.5
7	Haralds Egle	RW	30	5	9	14	10	4	0	1	0	0	2	2	0	0	0	0	0	1	0	0.0	38	13.2
42	* Simon Lundmark	D	57	4	10	14	-4	14	0	1	0	0	0	1	1	0	0	0	0	0	0	0.0	79	5.1
48	* Todd Burgess	RW	35	7	6	13	-1	9	1	4	0	0	1	1	1	0	0	0	1	1	0	100.0	56	12.5
20	Kristian Reichel	RW	30	5	8	13	0	12	1	4	2	0	2	0	1	0	1	1	1	1	0	100.0	67	7.5
44	Dylan Samberg	D	32	0	12	12	10	26	0	0	0	0	0	0	0	0	0	0	0	0	0	0.0	38	0.0
27	Luke Johnson	C	23	3	7	10	-7	33	0	5	0	0	1	1	0	0	0	0	1	1	1	100.0	62	4.8
2	* Dean Stewart	D	20	1	8	9	-3	4	1	4	0	0	0	0	0	0	0	0	0	0	0	0.0	30	3.3
16	Nick Hutchison (total)	C	32	3	4	7	-9	27	0	0	0	0	0	1	0	0	0	0	0	0	0	0.0	23	13.0
	WBS	C	5	0	0	0	-6	8	0	0	0	0	0	0	0	0	0	0	0	0	0	0.0	5	0.0
	MB	C	27	3	4	7	-3	19	0	0	0	0	0	1	0	0	0	0	0	0	0	0.0	18	16.7
18	Markus Phillips (total)	D	45	1	6	7	10	26	0	0	0	0	0	1	0	0	0	0	0	0	0	0.0	45	2.2
	ONT	D	38	1	4	5	7	18	0	0	0	0	0	1	0	0	0	0	0	0	0	0.0	38	2.6
	MB	D	7	0	2	2	3	8	0	0	0	0	0	0	0	0	0	0	0	0	0	0.0	7	0.0
13	Kristian Vesalainen	LW	17	3	3	6	-3	6	1	2	1	0	0	1	0	0	0	0	0	0	0	0.0	21	14.3
36	x Nelson Nogier	D	25	3	3	6	-4	8	0	0	0	0	1	0	1	0	0	1	0	0	0	0.0	43	7.0
50	* Thomas Caron	LW	40	3	3	6	-4	41	0	0	0	0	0	1	0	0	0	0	0	0	0	0.0	45	6.7
24	*x Matt Alfaro	C	20	3	1	4	-6	4	1	0	0	0	0	1	0	0	0	0	0	0	0	0.0	15	20.0
32	*x Isaac Johnson	RW	11	1	3	4	-2	0	1	0	0	0	0	0	0	0	0	0	0	0	0	0.0	13	7.7
40	* Daniel Torgersson	LW	4	2	1	3	2	4	0	0	0	0	0	1	0	0	0	0	0	0	0	0.0	6	33.3
45	*x Tristin Langan (total)	C	13	1	2	3	-2	2	1	0	0	0	1	1	0	0	0	0	0	0	0	0.0	11	9.1
	SYR	C	8	1	2	3	-1	0	1	0	0	0	1	1	0	0	0	0	0	0	0	0.0	9	11.1
	MB	C	5	0	0	0	-1	2	0	0	0	0	0	0	0	0	0	0	0	0	0	0.0	2	0.0
29	* Ty Pelton-Byce	C	14	1	1	2	-5	6	0	0	0	0	0	0	0	0	0	0	0	1	0	0.0	9	11.1
18	x Dominic Toninato	C	2	0	1	1	0	2	0	0	0	0	0	0	0	0	0	0	0	0	0	0.0	2	0.0
28	x Hayden Shaw	D	4	0	1	1	0	0	0	0	0	0	0	0	0	0	0	0	0	0	0	0.0	4	0.0
26	*x Tyler Boland	C	13	0	1	1	-3	0	0	0	0	0	0	0	0	0	0	0	0	1	0	0.0	12	0.0
35	* Arvid Holm	G	24	0	1	1	0	4	0	0	0	0	0	0	0	0	0	0	0	0	0	0.0	0	0.0
30	Mikhail Berdin	G	32	0	1	1	0	8	0	1	0	0	0	0	0	0	0	0	0	0	0	0.0	0	0.0
46	x Anthony Nellis	C	1	0	0	0	0	0	0	0	0	0	0	0	0	0	0	0	0	0	0	0.0	2	0.0
3	*x Tristan Pomerleau	D	2	0	0	0	0	0	0	0	0	0	0	0	0	0	0	0	0	0	0	0.0	1	0.0
46	* Wyatt Bongiovanni	C	3	0	0	0	1	0	0	0	0	0	0	0	0	0	0	0	0	0	0	0.0	2	0.0
31	x Philippe Desrosiers	G	4	0	0	0	0	0	0	0	0	0	0	0	0	0	0	0	0	0	0	0.0	0	0.0
6	*x Chris Martenet (total)	D	4	0	0	0	1	2	0	0	0	0	0	0	0	0	0	0	0	0	0	0.0	2	0.0
	BEL	D	1	0	0	0	0	0	0	0	0	0	0	0	0	0	0	0	0	0	0	0.0	1	0.0
	MB	D	3	0	0	0	1	2	0	0	0	0	0	0	0	0	0	0	0	0	0	0.0	1	0.0
24	* Henri Nikkanen	C	4	0	0	0	2	2	0	0	0	0	0	0	0	0	0	0	0	0	0	0.0	4	0.0
38	*x Trent Bourque	D	9	0	0	0	1	8	0	0	0	0	0	0	0	0	0	0	0	0	0	0.0	6	0.0
33	Evan Cormier	G	14	0	0	0	0	0	0	0	0	0	0	0	0	0	0	0	0	0	0	0.0	0	0.0
	BENCH		72	6				16														0.0	6	
	TOTALS		72	228	377	599	70	847	50	95	7	3	35	38	22	5	17	8	13	31	6	41.9	2375	9.4

No.	GOALIE	GP	MINS	W	L	OT	SO	EN	GA	GAA	SOGP	SOW	SOL	SOGA	SOA	SO%	SA	SVS	SV%
30	Mikhail Berdin	32	1878:09	19	10	2	4	3	75	2.40	2	1	1	7	15	0.533	765	690	0.902
31	x Philippe Desrosiers	4	188:58	2	1	0	0	1	8	2.54	0	0	0	0	0	0.000	88	80	0.909
33	Evan Cormier	14	838:32	8	3	3	1	2	38	2.72	2	1	1	2	6	0.667	398	360	0.905
35	* Arvid Holm	24	1446:12	12	10	2	1	5	70	2.90	4	4	0	2	13	0.846	571	501	0.877
	Empty Net		35:16						11								11		
	Totals	72	4387:07	41	24	7	6	11	202	2.76	8	6	2	11	34	0.676	1833	1631	0.890

x - inactive, * - rookie

Milwaukee Admirals Statistics

No.	PLAYER	POS	GP	G	A	PTS	+/-	PIM	PP	PPA	SHG	SHA	GW	FG	IG	OT	UA	EN	SOG	SOA	SGW	SO%	SH	SH%
19	Cody Glass	C	66	14	48	62	15	20	5	10	0	0	3	2	1	1	1	0	1	4	0	25.0	165	8.5
25	Cole Schneider	LW	71	30	30	60	17	18	11	9	0	1	7	3	4	1	0	2	3	3	1	100.0	157	19.1
56	Rocco Grimaldi	RW	44	26	26	52	14	14	8	12	1	0	5	1	5	1	0	4	1	3	1	33.3	135	19.3
22	* Cole Smith	LW	59	21	20	41	3	62	8	6	0	2	3	2	3	1	1	0	0	0	0	0.0	123	17.1
46	Matt Donovan	D	76	8	32	40	-5	57	2	17	0	2	4	3	0	0	0	0	0	0	0	0.0	126	6.3
15	Jimmy Huntington (total)	C	61	13	22	35	-6	35	3	6	0	0	1	1	1	1	0	1	0	0	0	0.0	82	15.9
	SYR	C	27	6	6	12	-4	21	3	1	0	0	1	0	0	1	0	0	0	0	0	0.0	37	16.2
	MIL	C	34	7	16	23	-2	14	0	5	0	0	0	1	1	0	0	1	0	0	0	0.0	45	15.6
17	Tommy Novak	C	42	7	27	34	4	16	2	15	0	1	1	0	0	0	0	0	0	2	0	0.0	99	7.1
70	* Egor Afanasyev	LW	74	12	21	33	8	45	5	9	0	0	1	2	0	0	1	0	0	2	0	0.0	147	8.2
7	x Matt Luff	RW	30	14	17	31	1	16	4	9	0	0	2	3	1	0	0	1	0	0	0	0.0	101	13.9
76	x Jeremy Davies	D	54	6	25	31	13	47	2	5	0	0	1	1	0	1	0	0	0	3	0	0.0	110	5.5
41	Brayden Burke (total)	LW	46	7	23	30	9	22	3	4	0	0	2	1	0	0	1	0	0	0	0	0.0	48	14.6
	ONT	LW	31	6	11	17	5	18	2	1	0	0	2	1	0	0	1	0	0	0	0	0.0	29	20.7
	MIL	LW	15	1	12	13	4	4	1	3	0	0	0	0	0	0	0	0	0	0	0	0.0	19	5.3
13	Graham Knott	F	61	13	13	26	5	20	2	1	1	0	0	1	0	0	0	0	2	2	1	100.0	70	18.6
6	Mitch McLain	C	76	17	6	23	-5	113	3	1	3	0	3	3	1	0	2	2	0	0	0	0.0	117	14.5
2	* Marc Del Gaizo	D	67	6	13	19	-8	28	1	3	0	1	0	2	1	0	1	1	0	0	0	0.0	103	5.8
33	Alex Biega (total)	D	46	4	10	14	12	42	3	1	0	2	0	1	2	0	0	0	0	0	0	0.0	78	5.1
	TOR	D	31	1	6	7	13	28	0	0	0	2	0	1	0	0	0	0	0	0	0	0.0	43	2.3
	MIL	D	15	3	4	7	-1	14	3	1	0	0	0	0	2	0	0	0	0	0	0	0.0	35	8.6
8	Matt Tennyson	D	53	3	11	14	-3	44	1	0	0	0	0	1	0	0	0	0	0	0	0	0.0	66	4.5
3	* David Farrance	D	50	1	13	14	-3	15	1	6	0	0	0	1	0	0	1	0	1	2	0	50.0	47	2.1
90	x Anthony Richard	LW	31	7	5	12	-6	14	1	0	1	0	3	1	0	2	0	1	0	0	0	0.0	70	10.0
18	* Grant Mismash	LW	57	6	6	12	-13	20	1	1	0	0	0	1	0	0	0	0	0	2	0	0.0	53	11.3
16	Joseph LaBate	LW	56	5	7	12	-10	121	0	0	0	0	1	0	3	0	1	1	0	0	0	0.0	93	5.4
77	Kole Sherwood (total)	RW	44	5	6	11	-12	35	1	0	0	0	1	0	0	0	0	0	0	0	0	0.0	88	5.7
	BEL	RW	13	1	3	4	-7	8	0	0	0	0	1	0	0	0	0	0	0	0	0	0.0	32	3.1
	MIL	RW	31	4	3	7	-5	27	1	0	0	0	0	0	0	0	0	0	0	0	0	0.0	56	7.1
24	x Mathieu Olivier	RW	46	5	6	11	-7	76	0	0	1	0	0	1	0	0	1	1	0	0	0	0.0	47	10.6
11	Dylan Blujus	D	43	1	10	11	1	30	0	0	0	0	0	0	0	0	0	0	0	0	0	0.0	29	3.4
49	Josh Healey	D	57	1	7	8	20	89	0	0	0	0	0	0	0	0	0	0	0	0	0	0.0	40	2.5
23	x Michael McCarron	C	14	3	3	6	-3	15	0	2	0	0	0	1	1	0	0	0	0	0	0	0.0	21	14.3
28	*x Zach Solow	RW	20	3	2	5	-7	10	0	1	0	0	2	1	0	0	0	0	0	0	0	0.0	23	13.0
58	x Frederic Allard	D	36	1	4	5	0	12	0	0	0	0	0	0	0	0	0	0	0	0	0	0.0	51	2.0
55	* Tommy Apap	C	35	1	2	3	-5	20	0	0	0	0	0	0	0	0	0	0	0	0	0	0.0	18	5.6
48	Jake McLaughlin	D	13	0	3	3	1	0	0	1	0	0	0	0	0	0	0	0	0	0	0	0.0	11	0.0
82	x Xavier Bouchard	D	2	0	0	0	-1	2	0	0	0	0	0	0	0	0	0	0	0	0	0	0.0	2	0.0
31	x Parker Gahagen	G	2	0	0	0	0	0	0	0	0	0	0	0	0	0	0	0	0	0	0	0.0	0	0.0
29	* Jachym Kondelik	C	2	0	0	0	0	0	0	0	0	0	0	0	0	0	0	0	0	0	0	0.0	2	0.0
42	* Spencer Stastney	D	2	0	0	0	-1	0	0	0	0	0	0	0	0	0	0	0	0	0	0	0.0	0	0.0
55	*x Matt Bradley	C	4	0	0	0	-2	4	0	0	0	0	0	0	0	0	0	0	0	0	0	0.0	1	0.0
13	x Avery Peterson	F	5	0	0	0	-3	7	0	0	0	0	0	0	0	0	0	0	0	0	0	0.0	8	0.0
53	x Ben Harpur	D	6	0	0	0	0	5	0	0	0	0	0	0	0	0	0	0	0	0	0	0.0	4	0.0
21	*x Patrick Harper	LW	9	0	0	0	-2	0	0	0	0	0	0	0	0	0	0	0	0	0	0	0.0	3	0.0
10	x Robert Carpenter	C	11	0	0	0	-6	2	0	0	0	0	0	0	0	0	0	0	0	0	0	0.0	6	0.0
1	* Devin Cooley	G	24	0	0	0	0	0	0	0	0	0	0	0	0	0	0	0	0	0	0	0.0	0	0.0
39	x Connor Ingram	G	54	0	0	0	0	0	0	0	0	0	0	0	0	0	0	0	0	0	0	0.0	0	0.0
	BENCH		76	3				22														0.0	3	
	TOTALS		76	229	392	618	8	1023	62	117	7	7	36	31	23	7	9	14	8	23	3	34.8	2206	10.3

No.	GOALIE	GP	MINS	W	L	OT	SO	EN	GA	GAA	SOGP	SOW	SOL	SOGA	SOA	SO%	SA	SVS	SV%
39	x Connor Ingram	54	3195:15	30	17	7	5	4	144	2.70	5	3	2	5	16	0.688	1685	1541	0.915
1	* Devin Cooley	24	1294:12	9	10	2	0	4	66	3.06	2	0	2	3	6	0.500	647	581	0.898
31	x Parker Gahagen	2	94:28	0	1	0	0	1	5	3.18	0	0	0	0	0	0.000	53	48	0.906
	Empty Net		43:03						9								9		
	Totals	76	4626:58	39	28	9	5	9	224	2.90	7	3	4	8	22	0.636	2394	2170	0.906

x - inactive, * - rookie

Ontario Reign Statistics

No.	PLAYER	POS	GP	G	A	PTS	+/-	PIM	PP	PPA	SHG	SHA	GW	FG	IG	OT	UA	EN	SOG	SOA	SGW	SO%	SH	SH%
17	T.J. Tynan	C	62	14	84	98	12	18	3	46	0	0	3	1	1	1	0	2	0	0	0	0.0	91	15.4
29	Martin Frk	RW	58	40	33	73	16	73	15	9	0	0	7	8	4	3	1	2	0	1	0	0.0	184	21.7
28	Jaret Anderson-Dolan	C	54	24	23	47	9	51	12	13	0	0	2	2	4	0	0	0	1	2	1	50.0	133	18.0
11	Samuel Fagemo	F	63	27	17	44	17	38	9	3	0	0	3	3	3	1	1	0	2	4	0	50.0	136	19.9
21	*x Jordan Spence	D	46	4	38	42	18	28	2	24	0	0	0	1	0	0	0	0	0	0	0	0.0	114	3.5
42	x Gabriel Vilardi	C	39	15	23	38	4	18	8	8	0	0	4	3	1	0	1	0	2	3	1	66.7	78	19.2
27	* Tyler Madden	F	48	14	17	31	4	12	3	4	0	1	0	3	3	0	1	1	0	4	0	0.0	89	15.7
12	Vladimir Tkachev	F	41	7	22	29	6	26	1	8	0	0	0	1	2	0	0	0	0	0	0	0.0	51	13.7
24	Cameron Gaunce	D	61	7	20	27	12	63	0	1	0	0	1	1	0	1	0	1	0	0	0	0.0	90	7.8
3	* Helge Grans	D	56	7	17	24	7	8	1	4	0	1	0	1	0	0	0	0	0	0	0	0.0	86	8.1
47	Aidan Dudas	F	61	10	13	23	6	16	0	0	0	0	2	1	2	0	0	1	0	0	0	0.0	98	10.2
15	Austin Wagner	LW	55	13	9	22	3	107	0	0	1	2	1	1	2	0	1	1	0	0	0	0.0	82	15.9
7	Brett Sutter	C	65	8	11	19	3	38	0	0	1	1	2	0	1	0	2	1	0	0	0	0.0	75	10.7
39	Alex Turcotte	C	27	6	12	18	16	20	1	1	0	1	1	1	0	0	0	0	0	1	0	0.0	36	16.7
8	Thomas Hickey (total)	D	44	6	12	18	15	18	0	1	0	1	0	1	0	0	0	0	0	0	0	0.0	48	12.5
	BRI	D	29	4	8	12	14	12	0	1	0	0	0	1	0	0	0	0	0	0	0	0.0	34	11.8
	ONT	D	15	2	4	6	1	6	0	0	0	1	0	0	0	0	0	0	0	0	0	0.0	14	14.3
86	Christian Wolanin	D	37	1	17	18	-2	22	0	5	0	0	0	0	1	0	0	0	0	0	0	0.0	48	2.1
41	x Brayden Burke	LW	31	6	11	17	5	18	2	1	0	0	2	1	0	0	1	0	0	0	0	0.0	29	20.7
6	x Sean Durzi	D	13	5	11	16	13	20	3	3	1	0	2	1	0	0	0	0	0	0	0	0.0	22	22.7
38	Frederic Allard (total)	D	51	4	11	15	5	22	1	4	0	0	0	0	0	0	0	0	0	0	0	0.0	83	4.8
	MIL	D	36	1	4	5	0	12	0	0	0	0	0	0	0	0	0	0	0	0	0	0.0	51	2.0
	ONT	D	15	3	7	10	5	10	1	4	0	0	0	0	0	0	0	0	0	0	0	0.0	32	9.4
14	Akil Thomas	F	40	8	5	13	-7	13	6	1	0	1	0	1	1	0	0	0	0	2	0	0.0	69	11.6
6	Nelson Nogier (total)	D	38	4	6	10	-11	16	0	0	0	0	2	0	1	0	0	1	0	0	0	0.0	63	6.3
	MB	D	25	3	3	6	-4	8	0	0	0	0	1	0	1	0	0	1	0	0	0	0.0	43	7.0
	ONT	D	13	1	3	4	-7	8	0	0	0	0	1	0	0	0	0	0	0	0	0	0.0	20	5.0
34	* Taylor Ward	F	16	3	7	10	3	9	1	1	0	0	1	1	0	0	0	0	0	0	0	0.0	24	12.5
43	x Jacob Moverare	D	30	3	7	10	6	8	0	1	0	0	1	0	0	0	0	0	0	0	0	0.0	33	9.1
9	x Rasmus Kupari	C	15	5	3	8	2	12	0	0	1	0	1	0	0	0	0	1	0	0	0	0.0	27	18.5
48	*x Christian Kasastul	D	25	1	7	8	3	12	0	0	0	0	0	0	0	0	0	0	0	0	0	0.0	21	4.8
2	x Austin Strand	D	32	3	4	7	-1	30	0	0	0	0	3	0	0	0	0	0	0	0	0	0.0	51	5.9
23	x Lias Andersson	C	4	6	0	6	2	2	3	0	0	0	0	1	0	0	0	0	0	0	0	0.0	16	37.5
55	x Quinton Byfield	C	11	4	2	6	0	10	1	1	0	0	1	0	0	1	0	0	0	1	0	0.0	31	12.9
49	x Adam Johnson	LW	28	1	5	6	-6	18	0	1	0	0	0	1	0	0	0	0	0	0	0	0.0	42	2.4
26	x Markus Phillips	D	38	1	4	5	7	18	0	0	0	0	0	1	0	0	0	0	0	0	0	0.0	38	2.6
10	x Kale Clague	D	5	0	4	4	2	0	0	1	0	0	0	0	0	0	0	0	0	0	0	0.0	11	0.0
13	x Johan Sodergran	LW	7	3	0	3	0	0	0	0	0	0	0	2	0	0	1	0	0	0	0	0.0	7	42.9
19	*x Nikita Pavlychev	F	13	2	1	3	4	10	0	0	1	0	1	0	1	0	0	0	0	0	0	0.0	20	10.0
37	Jacob Doty	RW	41	1	2	3	-9	89	0	0	0	0	0	0	0	0	0	0	0	0	0	0.0	19	5.3
38	x Blake Siebenaler	D	4	1	1	2	1	2	0	0	0	0	0	0	0	0	0	0	0	0	0	0.0	1	100.0
5	*x Marcus McIvor (total)	D	6	0	2	2	4	0	0	0	0	0	0	0	0	0	0	0	0	0	0	0.0	6	0.0
	CHI	D	1	0	0	0	0	0	0	0	0	0	0	0	0	0	0	0	0	0	0	0.0	0	0.0
	ONT	D	5	0	2	2	4	0	0	0	0	0	0	0	0	0	0	0	0	0	0	0.0	6	0.0
10	* Kim Nousiainen	D	8	0	2	2	-2	4	0	0	0	0	0	0	0	0	0	0	0	0	0	0.0	8	0.0
26	* Andre Lee	LW	11	0	2	2	-3	10	0	0	0	0	0	0	0	0	0	0	0	0	0	0.0	11	0.0
31	Matthew Villalta	G	46	0	2	2	0	4	0	0	0	0	0	0	0	0	0	0	0	0	0	0.0	0	0.0
25	* Samuel Helenius	C	12	1	0	1	-3	6	0	0	0	0	0	0	0	0	0	0	0	0	0	0.0	9	11.1
5	*x Bobby Russell	D	1	0	1	1	1	2	0	0	0	0	0	0	0	0	0	0	0	0	0	0.0	0	0.0
23	x Keegan Iverson	C	2	0	1	1	0	2	0	0	0	0	0	0	0	0	0	0	0	0	0	0.0	2	0.0
22	* Brett Kemp	F	2	0	1	1	0	2	0	0	0	0	0	0	0	0	0	0	0	0	0	0.0	1	0.0
68	*x Jacob Ingham	G	5	0	1	1	0	0	0	1	0	0	0	0	0	0	0	0	0	0	0	0.0	0	0.0
25	x Nick Pastujov	C	1	0	0	0	-1	0	0	0	0	0	0	0	0	0	0	0	0	0	0	0.0	0	0.0
38	*x Loren Ulett	F	1	0	0	0	0	5	0	0	0	0	0	0	0	0	0	0	0	0	0	0.0	1	0.0
13	* Tyler Inamoto	D	2	0	0	0	-3	0	0	0	0	0	0	0	0	0	0	0	0	0	0	0.0	2	0.0
36	*x John Lethemon	G	2	0	0	0	0	0	0	0	0	0	0	0	0	0	0	0	0	0	0	0.0	1	0.0
1	* David Hrenak	G	3	0	0	0	0	0	0	0	0	0	0	0	0	0	0	0	0	0	0	0.0	0	0.0
41	*x Alex Ierullo	F	3	0	0	0	1	2	0	0	0	0	0	0	0	0	0	0	0	0	0	0.0	2	0.0
44	x Kevin Lohan (total)	D	3	0	0	0	-1	0	0	0	0	0	0	0	0	0	0	0	0	0	0	0.0	3	0.0
	SYR	D	1	0	0	0	0	0	0	0	0	0	0	0	0	0	0	0	0	0	0	0.0	0	0.0
	ONT	D	2	0	0	0	-1	0	0	0	0	0	0	0	0	0	0	0	0	0	0	0.0	3	0.0

23	x Michael Prapavessis	D	3	0	0	0	0	0	0	0	0	0	0	0	0	0	0	0	0	0	0.0	1	0.0	
33	x Lukas Parik	G	5	0	0	0	0	0	0	0	0	0	0	0	0	0	0	0	0	0	0.0	0	0.0	
40	Garret Sparks	G	12	0	0	0	0	6	0	0	0	0	0	0	0	0	0	0	0	0	0.0	0	0.0	
	BENCH		68	2				16													0.0	2		
	TOTALS		68	259	456	713	148	892	72	141	5	8	39	36	26	7	9	10	5	18	2	27.8	1967	13.1

No.	GOALIE	GP	MINS	W	L	OT	SO	EN	GA	GAA	SOGP	SOW	SOL	SOGA	SOA	SO%	SA	SVS	SV%
1	* David Hrenak	3	132:36	1	1	0	1	1	4	1.81	0	0	0	0	0	0.000	81	77	0.951
36	*x John Lethemon	2	119:28	2	0	0	0	0	4	2.01	0	0	0	0	0	0.000	58	54	0.931
31	Matthew Villalta	46	2660:32	28	10	7	0	2	132	2.98	5	2	3	7	14	0.500	1363	1231	0.903
40	Garret Sparks	12	646:19	5	5	0	0	1	35	3.25	0	0	0	0	0	0.000	337	302	0.896
33	*x Lukas Parik	5	254:45	3	0	1	0	0	16	3.77	0	0	0	0	0	0.000	135	119	0.881
68	*x Jacob Ingham	5	279:50	2	2	1	0	0	20	4.29	1	0	1	1	4	0.750	144	124	0.861
	Empty Net		40:11						4								4		
	Totals	68	4133:41	41	18	9	1	4	215	3.12	6	2	4	8	18	0.556	2122	1907	0.899

x - inactive, * - rookie

Providence Bruins Statistics

No.	PLAYER	POS	GP	G	A	PTS	+/-	PIM	PP	PPA	SHG	SHA	GW	FG	IG	OT	UA	EN	SOG	SOA	SGW	SO%	SH	SH%
24	Cameron Hughes	LW	59	14	31	45	-7	39	1	18	4	0	0	4	1	0	0	0	2	3	0	66.7	156	9.0
19	Steven Fogarty	RW	62	12	30	42	-1	34	6	11	0	1	4	1	1	1	0	0	0	3	0	0.0	127	9.4
29	Oskar Steen	C	49	15	20	35	0	26	3	8	0	0	5	3	2	2	1	2	0	4	0	0.0	110	13.6
23	Jack Studnicka	C	41	10	25	35	-11	36	2	12	0	0	0	3	1	0	1	1	3	4	1	75.0	118	8.5
28	x Jesper Froden	RW	49	16	18	34	-4	26	8	5	0	1	4	4	3	1	0	1	2	7	0	28.6	128	12.5
9	x Zach Senyshyn	RW	51	19	12	31	8	14	5	1	1	0	5	2	2	0	0	1	1	3	0	33.3	125	15.2
16	Justin Brazeau	RW	51	15	16	31	9	6	4	2	0	0	1	4	2	0	1	0	2	7	1	28.6	86	17.4
45	Joona Koppanen	LW	62	11	19	30	21	20	3	0	2	0	2	2	2	0	1	1	0	2	0	0.0	69	15.9
11	Samuel Asselin	C	68	8	22	30	-9	66	2	7	0	0	0	1	1	0	0	1	1	2	1	50.0	125	6.4
14	x Chris Wagner	C	62	15	12	27	-5	39	5	2	0	2	1	1	2	0	0	1	0	2	0	0.0	175	8.6
34	* Eduards Tralmaks	F	51	14	13	27	22	30	0	2	0	0	4	3	1	0	0	0	0	1	0	0.0	58	24.1
43	* Jack Ahcan	D	46	6	17	23	-2	10	3	9	0	1	0	1	0	0	0	0	0	0	0	0.0	92	6.5
27	Aaron Ness	D	55	3	16	19	2	16	1	7	0	1	0	0	1	0	1	1	0	1	0	0.0	63	4.8
3	* Victor Berglund	D	46	6	12	18	-5	30	5	4	0	0	2	0	1	0	0	0	0	0	0	0.0	73	8.2
17	* Matt Filipe	LW	59	7	10	17	2	52	1	0	0	1	1	3	1	0	2	1	0	0	0	0.0	81	8.6
13	Jakub Lauko	LW	54	3	13	16	-28	56	1	6	0	0	0	1	0	0	0	0	0	1	0	0.0	113	2.7
5	Kodie Curran (total)	D	48	1	15	16	-1	35	0	5	0	1	0	0	0	0	0	0	0	0	0	0.0	61	1.6
	SD	D	37	1	15	16	-2	29	0	5	0	1	0	0	0	0	0	0	0	0	0	0.0	41	2.4
	PRO	D	11	0	0	0	1	6	0	0	0	0	0	0	0	0	0	0	0	0	0	0.0	20	0.0
37	x Brady Lyle	D	48	2	7	9	-7	10	0	0	0	0	0	0	1	0	0	0	0	1	0	0.0	63	3.2
2	Tyler Lewington	D	55	2	7	9	-3	66	0	0	0	0	1	2	0	0	0	0	0	0	0	0.0	75	2.7
49	Blake Hillman (total)	D	30	0	9	9	7	8	0	0	0	0	0	0	0	0	0	0	0	0	0	0.0	36	0.0
	GR	D	10	0	2	2	-2	2	0	0	0	0	0	0	0	0	0	0	0	0	0	0.0	11	0.0
	PRO	D	20	0	7	7	9	6	0	0	0	0	0	0	0	0	0	0	0	0	0	0.0	25	0.0
18	* Alex-Olivier Voyer	RW	41	3	5	8	-1	30	0	1	1	2	0	1	0	0	0	0	0	0	0	0.0	48	6.3
5	x Urho Vaakanainen	D	23	1	7	8	6	20	0	1	0	2	0	0	0	0	0	0	0	0	0	0.0	32	3.1
6	Nick Wolff	D	32	0	8	8	7	83	0	0	0	2	0	0	0	0	0	0	0	0	0	0.0	47	0.0
36	x John Moore	D	11	1	5	6	-6	8	1	3	0	0	0	0	0	0	0	0	0	0	0	0.0	28	3.6
20	John Beecher	F	9	3	2	5	-7	0	1	0	0	0	1	0	0	1	0	0	0	0	0	0.0	20	15.0
10	* Curtis Hall	C	52	2	3	5	-6	4	0	0	0	0	0	0	0	0	0	0	0	0	0	0.0	54	3.7
8	Georgii Merkulov	F	8	1	4	5	-1	8	0	3	0	0	0	0	0	0	0	0	1	1	1	100.0	13	7.7
44	Josiah Didier	D	40	1	2	3	6	55	0	0	0	0	0	0	0	0	0	0	0	0	0	0.0	43	2.3
8	*x Andrew Peski	D	9	1	1	2	-1	2	0	0	0	0	0	1	0	0	0	0	0	0	0	0.0	4	25.0
22	Michael Callahan	D	15	1	1	2	-4	2	0	0	0	0	1	1	0	0	0	0	0	0	0	0.0	16	6.3
26	*x J.D. Greenway	D	16	0	2	2	0	17	0	0	0	0	0	0	0	0	0	0	0	0	0	0.0	13	0.0
1	Troy Grosenick	G	30	0	2	2	0	0	0	1	0	0	0	0	0	0	0	0	0	0	0	0.0	0	0.0
8	x Alexis D'Aoust	RW	1	1	0	1	1	0	0	0	0	0	0	1	0	0	0	0	0	0	0	0.0	2	50.0
47	x Steven Jandric	F	2	1	0	1	1	0	0	0	0	0	0	0	0	0	0	0	0	0	0	0.0	1	100.0
20	x Keltie Jeri-Leon	RW	2	1	0	1	1	0	0	0	0	0	0	0	0	0	0	0	0	0	0	0.0	3	33.3
42	x Max Newton	F	2	0	1	1	1	0	0	0	0	0	0	0	0	0	0	0	0	0	0	0.0	2	0.0
7	*x Ross Olsson (total)	F	4	0	1	1	-1	10	0	0	0	0	0	0	0	0	0	0	0	0	0	0.0	2	0.0
	BRI	F	2	0	0	0	-1	0	0	0	0	0	0	0	0	0	0	0	0	0	0	0.0	2	0.0
	PRO	F	2	0	1	1	0	10	0	0	0	0	0	0	0	0	0	0	0	0	0	0.0	0	0.0
15	*x Mathew Santos (total)	RW	5	0	1	1	0	4	0	0	0	0	0	0	0	0	0	0	0	0	0	0.0	3	0.0
	SPR	RW	2	0	1	1	-1	4	0	0	0	0	0	0	0	0	0	0	0	0	0	0.0	1	0.0
	LAV	RW	3	0	0	0	1	0	0	0	0	0	0	0	0	0	0	0	0	0	0	0.0	2	0.0
9	*x Liam Coughlin (total)	F	6	0	1	1	0	2	0	0	0	0	0	0	0	0	0	0	0	0	0	0.0	3	0.0
	BRI	F	2	0	0	0	-1	2	0	0	0	0	0	0	0	0	0	0	0	0	0	0.0	1	0.0
	SPR	F	2	0	1	1	0	0	0	0	0	0	0	0	0	0	0	0	0	0	0	0.0	1	0.0
	PRO	F	2	0	0	0	1	0	0	0	0	0	0	0	0	0	0	0	0	0	0	0.0	1	0.0
33	x Callum Booth	G	1	0	0	0	0	0	0	0	0	0	0	0	0	0	0	0	0	0	0	0.0	0	0.0
35	*x Jeremy Brodeur	G	1	0	0	0	0	0	0	0	0	0	0	0	0	0	0	0	0	0	0	0.0	0	0.0
25	x Jack Dougherty	D	1	0	0	0	0	0	0	0	0	0	0	0	0	0	0	0	0	0	0	0.0	1	0.0
8	x David Drake	D	1	0	0	0	0	0	0	0	0	0	0	0	0	0	0	0	0	0	0	0.0	0	0.0
14	*x Bryan Lemos	RW	1	0	0	0	-1	0	0	0	0	0	0	0	0	0	0	0	0	0	0	0.0	3	0.0
12	*x Zach Malatesta	D	1	0	0	0	0	0	0	0	0	0	0	0	0	0	0	0	0	0	0	0.0	0	0.0
15	* Marc McLaughlin	C	1	0	0	0	-1	0	0	0	0	0	0	0	0	0	0	0	0	0	0	0.0	3	0.0
25	x Patrick Polino	RW	1	0	0	0	0	2	0	0	0	0	0	0	0	0	0	0	0	0	0	0.0	0	0.0
37	* Grant Gabriele	D	2	0	0	0	-2	0	0	0	0	0	0	0	0	0	0	0	0	0	0	0.0	3	0.0
12	* Jacob Wilson	D	2	0	0	0	0	2	0	0	0	0	0	0	0	0	0	0	0	0	0	0.0	3	0.0
21	Brent Beaudoin	F	3	0	0	0	-2	0	0	0	0	0	0	0	0	0	0	0	0	0	0	0.0	7	0.0

21	x Wyatt Ege	D	3	0	0	0	3	2	0	0	0	0	0	0	0	0	0	0	0	0	0.0	5	0.0	
35	x Jon Gillies	G	3	0	0	0	0	0	0	0	0	0	0	0	0	0	0	0	0	0	0.0	0	0.0	
26	x Matt Murphy	D	3	0	0	0	-1	0	0	0	0	0	0	0	0	0	0	0	0	0	0.0	5	0.0	
35	* Brandon Bussi	G	5	0	0	0	0	0	0	0	0	0	0	0	0	0	0	0	0	0	0.0	0	0.0	
35	*x Jeremy Swayman	G	5	0	0	0	0	0	0	0	0	0	0	0	0	0	0	0	0	0	0.0	0	0.0	
15	*x Ian McKinnon	C	11	0	0	0	-2	55	0	0	0	0	0	0	0	0	0	0	0	0	0.0	10	0.0	
38	x Kyle Keyser	G	33	0	0	0	0	0	0	0	0	0	0	0	0	0	0	0	0	0	0.0	0	0.0	
	BENCH		72	4			10														0.0	4		
	TOTALS		72	199	351	546	-16	898	52	103	8	13	32	39	22	5	7	10	12	42	4	28.6	2253	8.7

No.	GOALIE	GP	MINS	W	L	OT	SO	EN	GA	GAA	SOGP	SOW	SOL	SOGA	SOA	SO%	SA	SVS	SV%
35	x Jon Gillies	3	179:44	3	0	0	1	0	5	1.67	0	0	0	0	0	0.000	96	91	0.948
1	Troy Grosenick	30	1650:38	16	6	4	3	3	55	2.00	4	2	2	4	16	0.750	821	766	0.933
35	*x Jeremy Swayman	5	302:58	3	2	0	0	1	11	2.18	0	0	0	0	0	0.000	123	112	0.911
35	* Brandon Bussi	5	306:42	3	2	0	1	1	13	2.54	1	1	0	0	3	1.000	162	149	0.920
38	x Kyle Keyser	33	1853:43	11	14	7	1	7	85	2.75	5	1	4	8	21	0.619	921	836	0.908
35	*x Jeremy Brodeur	1	19:48	0	0	0	0	0	1	3.03	0	0	0	0	0	0.000	12	11	0.917
33	x Callum Booth	1	59:20	0	1	0	0	1	3	3.03	0	0	0	0	0	0.000	27	24	0.889
	Empty Net		17:15						13								13		
	Totals	72	4390:08	36	25	11	6	13	186	2.54	10	4	6	12	40	0.700	2175	1989	0.914

x - inactive, * - rookie

Rochester Americans Statistics

No.	PLAYER	POS	GP	G	A	PTS	+/-	PIM	PP	PPA	SHG	SHA	GW	FG	IG	OT	UA	EN	SOG	SOA	SGW	SO%	SH	SH%
77	* JJ Peterka	RW	70	28	40	68	-3	28	3	14	0	2	3	5	3	1	2	2	3	5	1	60.0	223	12.6
22	* Jack Quinn	RW	45	26	35	61	-6	23	10	13	1	1	6	7	0	0	0	0	2	4	1	50.0	143	18.2
28	Michael Mersch	LW	65	26	28	54	-3	39	8	10	0	0	1	7	2	0	1	1	0	0	0	0.0	147	17.7
25	Arttu Ruotsalainen	C	57	18	33	51	-9	26	3	11	1	0	3	1	3	1	2	0	3	5	1	60.0	160	11.3
7	Ethan Prow	D	70	10	39	49	-5	6	2	12	0	0	3	0	1	2	0	0	0	0	0	0.0	104	9.6
10	* Brandon Biro	LW	48	12	29	41	4	20	7	7	1	0	0	2	0	0	0	0	0	1	0	0.0	58	20.7
17	Sean Malone	C	39	20	17	37	-3	22	8	8	0	0	4	3	1	0	1	1	0	0	0	0.0	74	27.0
13	* Linus Weissbach	LW	67	16	21	37	7	32	1	8	0	0	2	2	1	0	1	0	0	1	0	0.0	83	19.3
2	Oskari Laaksonen	D	71	5	29	34	-9	44	4	23	0	0	1	1	0	1	0	0	0	0	0	0.0	67	7.5
81	Brett Murray	LW	52	15	17	32	-4	35	6	5	0	0	2	1	0	0	0	0	0	0	0	0.0	87	17.2
72	Ryan MacInnis	C	49	11	16	27	-4	33	2	2	0	0	1	2	2	0	0	3	0	0	0	0.0	88	12.5
14	Mark Jankowski	C	32	10	17	27	2	18	4	3	1	0	2	2	1	1	2	1	0	2	0	0.0	72	13.9
44	Josh Teves	D	72	6	15	21	-8	44	0	0	1	0	0	0	0	0	1	0	0	0	0	0.0	98	6.1
19	* Peyton Krebs (total)	LW	20	4	16	20	-11	16	3	7	0	0	2	0	0	1	0	0	1	1	1	100.0	29	13.8
	HSK	LW	2	0	5	5	1	4	0	3	0	0	0	0	0	0	0	0	1	1	1	1.0	2	0.0
	ROC	LW	18	4	11	15	-12	12	3	4	0	0	2	0	0	1	0	0	0	0	0	0.0	27	14.8
4	Jimmy Schuldt	D	61	5	12	17	1	58	0	0	0	1	0	1	1	0	1	0	0	0	0	0.0	82	6.1
24	* Mattias Samuelsson	D	22	2	13	15	-11	16	0	0	0	1	0	0	0	0	0	0	0	0	0	0.0	48	4.2
26	x Mason Jobst	C	26	4	9	13	-3	16	2	2	0	0	0	1	1	0	0	0	0	0	0	0.0	24	16.7
5	Casey Fitzgerald	D	28	4	8	12	-1	43	0	0	0	0	1	0	0	0	0	0	0	0	0	0.0	45	8.9
91	Ryan Scarfo	C	63	4	8	12	-22	37	1	1	0	0	0	1	0	0	0	0	0	0	0	0.0	47	8.5
52	Mitch Eliot	D	51	3	7	10	-5	54	0	1	0	0	1	1	0	0	0	0	0	0	0	0.0	83	3.6
3	Mark Alt (total)	D	60	3	6	9	-17	24	0	0	0	0	0	0	0	0	0	1	0	0	0	0.0	61	4.9
	SJ	D	46	3	5	8	-18	20	0	0	0	0	0	0	0	0	0	1	0	0	0	0.0	48	6.3
	ROC	D	14	0	1	1	1	4	0	0	0	0	0	0	0	0	0	0	0	0	0	0.0	13	0.0
45	* Brendan Warren	LW	51	4	2	6	-9	22	0	0	0	0	0	0	0	0	1	0	0	0	0	0.0	57	7.0
12	Matej Pekar	LW	47	3	3	6	-4	56	0	0	0	0	0	0	0	0	0	0	0	0	0	0.0	54	5.6
88	Brandon Davidson	D	23	1	5	6	-5	38	0	0	0	0	0	0	0	0	0	0	0	0	0	0.0	28	3.6
18	Ben Holmstrom	C	25	0	6	6	1	19	0	0	0	1	0	0	0	0	0	0	0	0	0	0.0	22	0.0
47	x Nick Boka	D	24	3	1	4	-4	63	0	0	0	0	0	0	0	0	0	0	0	0	0	0.0	17	17.6
16	* Peter Tischke	D	33	2	2	4	-3	35	0	0	0	0	0	0	0	0	0	0	0	0	0	0.0	36	5.6
11	* Lukas Rousek	RW	19	1	3	4	-5	2	0	0	0	0	0	1	0	0	0	0	0	0	0	0.0	9	11.1
29	*x Dominic Franco	C	32	0	4	4	-6	19	0	0	0	0	0	0	0	0	0	0	0	0	0	0.0	33	0.0
36	x Nick Pastujov	C	10	2	1	3	-3	6	1	0	0	0	1	1	0	0	0	0	0	0	0	0.0	14	14.3
21	x Ara Nazarian	LW	14	2	1	3	-4	2	0	0	0	0	1	0	1	0	0	0	0	0	0	0.0	8	25.0
23	x Lukas Craggs	LW	24	2	1	3	-5	36	0	0	0	0	0	0	0	0	0	0	0	0	0	0.0	19	10.5
27	x Patrick Polino (total)	LW	16	2	0	2	-5	4	0	0	0	0	0	0	0	0	0	0	0	0	0	0.0	9	22.2
	PRO	RW	1	0	0	0	0	2	0	0	0	0	0	0	0	0	0	0	0	0	0	0.0	0	0.0
	ROC	RW	15	2	0	2	-5	2	0	0	0	0	0	0	0	0	0	0	0	0	0	0.0	9	22.2
1	Ukko-Pekka Luukkonen	G	35	0	2	2	0	0	0	1	0	0	0	0	0	0	0	0	0	0	0	0.0	0	0.0
43	x Butrus Ghafari	D	3	0	1	1	3	0	0	0	0	0	0	0	0	0	0	0	0	0	0	0.0	2	0.0
48	x David Drake	D	4	0	1	1	3	2	0	0	0	0	0	0	0	0	0	0	0	0	0	0.0	2	0.0
42	*x Jack Doremus	C	5	0	1	1	0	0	0	0	0	0	0	0	0	0	0	0	0	0	0	0.0	4	0.0
8	x Wyatt Ege (total)	D	6	0	1	1	1	4	0	0	0	0	0	0	0	0	0	0	0	0	0	0.0	8	0.0
	ROC	D	3	0	1	1	-2	2	0	0	0	0	0	0	0	0	0	0	0	0	0	0.0	3	0.0
	PRO	D	3	0	0	0	3	2	0	0	0	0	0	0	0	0	0	0	0	0	0	0.0	5	0.0
31	x Tyler Parks (total)	G	1	0	0	0	0	0	0	0	0	0	0	0	0	0	0	0	0	0	0	0.0	0	0.0
	BEL	G	1	0	0	0	0	0	0	0	0	0	0	0	0	0	0	0	0	0	0	0.0	0	0.0
20	*x Matthew Cairns	D	2	0	0	0	1	0	0	0	0	0	0	0	0	0	0	0	0	0	0	0.0	2	0.0
42	x Keegan Howdeshell	LW	2	0	0	0	0	0	0	0	0	0	0	0	0	0	0	0	0	0	0	0.0	0	0.0
35	x Charles Williams	G	2	0	0	0	0	0	0	0	0	0	0	0	0	0	0	0	0	0	0	0.0	0	0.0
51	Kohen Olischefski	RW	3	0	0	0	-1	0	0	0	0	0	0	0	0	0	0	0	0	0	0	0.0	2	0.0
42	*x Jacob Pritchard (total)	LW	3	0	0	0	-3	2	0	0	0	0	0	0	0	0	0	0	0	0	0	0.0	1	0.0
	SPR	LW	1	0	0	0	-1	0	0	0	0	0	0	0	0	0	0	0	0	0	0	0.0	0	0.0
	ROC	LW	2	0	0	0	-2	2	0	0	0	0	0	0	0	0	0	0	0	0	0	0.0	1	0.0
31	Corbin Kaczperski (total)	G	4	0	0	0	0	0	0	0	0	0	0	0	0	0	0	0	0	0	0	0.0	0	0.0
	SYR	G	4	0	0	0	0	0	0	0	0	0	0	0	0	0	0	0	0	0	0	0.0	0	0.0
70	Nate Knoepke	D	4	0	0	0	-1	0	0	0	0	0	0	0	0	0	0	0	0	0	0	0.0	1	0.0
30	x Malcolm Subban (total)	G	5	0	0	0	0	0	0	0	0	0	0	0	0	0	0	0	0	0	0	0.0	0	0.0
	RFD	G	5	0	0	0	0	0	0	0	0	0	0	0	0	0	0	0	0	0	0	0.0	0	0.0
32	x Mat Robson	G	10	0	0	0	0	0	0	0	0	0	0	0	0	0	0	0	0	0	0	0.0	0	0.0

41	Michael Houser	G	11	0	0	0	0	0	0	0	0	0	0	0	0	0	0	0	0	0	0.0	0	0.0	
80	Aaron Dell	G	22	0	0	0	0	0	0	0	0	0	0	0	0	0	0	0	0	0	0.0	0	0.0	
	BENCH		76	3				26													0.0	3		
	TOTALS		76	254	440	691	-144	942	65	125	5	6	34	39	17	7	12	8	8	18	3	44.4	2099	12.0

No.	GOALIE	GP	MINS	W	L	OT	SO	EN	GA	GAA	SOGP	SOW	SOL	SOGA	SOA	SO%	SA	SVS	SV%
80	Aaron Dell	22	1259:07	12	7	1	0	6	61	2.91	1	1	0	1	3	0.667	673	612	0.909
41	Michael Houser	11	583:51	5	4	0	0	2	29	2.98	1	1	0	0	2	1.000	290	261	0.900
1	Ukko-Pekka Luukkonen	35	2032:22	15	14	6	1	6	111	3.28	3	1	2	5	9	0.444	1108	997	0.900
30	x Malcolm Subban (total)	5	301:57	2	2	1	0	1	17	3.38	0	0	0	0	0	0.000	159	142	0.893
	RFD	5	301:57	2	2	1	0	1	17	3.38	0	0	0	0	0	0.000	159	142	0.893
31	* Corbin Kaczperski (total)	4	169:14	1	2	0	0	2	10	3.55	0	0	0	0	0	0.000	77	67	0.870
	SYR	4	169:14	1	2	0	0	2	10	3.55	0	0	0	0	0	0.000	77	67	0.870
32	x Mat Robson	10	587:54	5	3	2	0	2	37	3.78	1	0	1	2	4	0.500	302	265	0.877
31	x Tyler Parks (total)	1	57:57	0	1	0	0	1	4	4.14	0	0	0	0	0	0.000	28	24	0.857
	BEL	1	57:57	0	1	0	0	1	4	4.14	0	0	0	0	0	0.000	28	24	0.857
35	x Charles Williams	2	117:30	0	1	1	0	2	11	5.62	0	0	0	0	0	0.000	60	49	0.817
	Empty Net		51:11						18								18		
	Totals	76	4631:55	37	29	10	1	18	267	3.46	6	3	3	8	18	0.556	2451	2184	0.891

x - inactive, * - rookie

Rockford IceHogs Statistics

No.	PLAYER	POS	GP	G	A	PTS	+/-	PIM	PP	PPA	SHG	SHA	GW	FG	IG	OT	UA	EN	SOG	SOA	SGW	SO%	SH	SH%
27	* Lukas Reichel	LW	56	21	36	57	-5	6	5	17	0	0	6	3	3	1	1	0	1	6	1	16.7	102	20.6
39	Dylan McLaughlin	C	55	13	29	42	4	4	3	11	0	0	2	3	0	1	1	1	1	2	1	50.0	150	8.7
20	Brett Connolly	RW	37	17	18	35	12	16	6	4	0	1	0	4	0	0	0	0	2	0	0	0.0	96	17.7
51	Ian Mitchell	D	57	11	24	35	-2	19	6	6	0	3	3	1	1	0	0	0	2	5	2	40.0	90	12.2
86	* Mike Hardman	F	43	19	13	32	8	8	8	4	1	0	2	0	1	0	1	1	0	1	0	0.0	104	18.3
36	* Josiah Slavin	LW	49	18	14	32	18	17	0	1	3	1	4	3	2	0	2	3	0	0	0	0.0	81	22.2
53	* Michal Teply	RW	60	13	18	31	-3	6	4	4	0	0	1	2	2	0	0	0	4	6	2	66.7	103	12.6
84	Andrei Altybarmakian	RW	65	10	21	31	-2	70	2	4	0	0	1	3	1	0	0	1	1	2	1	50.0	103	9.7
26	Evan Barratt	C	63	14	14	28	-5	70	3	4	0	0	0	1	3	0	2	1	0	0	0	0.0	88	15.9
48	* Wyatt Kalynuk	D	52	7	20	27	-3	55	3	8	0	0	0	1	1	0	1	0	0	0	0	0.0	77	9.1
91	* D.J. Busdeker	RW	62	6	20	26	2	50	0	2	2	0	2	1	0	0	0	1	0	1	0	0.0	95	6.3
75	* Alec Regula	D	41	4	22	26	6	37	0	11	0	0	2	0	0	0	1	0	0	0	0	0.0	78	5.1
41	Isaak Phillips	D	64	10	15	25	0	46	0	0	1	0	1	2	0	0	1	1	0	0	0	0.0	94	10.6
76	* Jakub Galvas	D	59	2	18	20	-1	14	0	3	0	1	0	1	0	0	0	0	0	0	0	0.0	62	3.2
55	Ryan Stanton	D	56	3	15	18	8	42	0	0	0	0	0	0	1	0	0	1	0	0	0	0.0	78	3.8
74	Nicolas Beaudin	D	66	2	14	16	-4	68	1	5	0	0	0	1	0	0	0	0	0	0	0	0.0	97	2.1
14	Garrett Mitchell	RW	67	6	9	15	-16	91	0	0	0	0	0	2	0	0	0	1	0	1	0	0.0	69	8.7
45	* Cameron Morrison	LW	43	5	9	14	1	6	0	0	0	0	1	0	0	0	0	0	0	0	0	0.0	50	10.0
15	* Carson Gicewicz	C	61	5	9	14	-6	63	0	0	0	2	1	1	0	0	0	0	0	0	0	0.0	81	6.2
92	x Alexander Nylander	RW	23	8	4	12	-10	2	2	3	0	0	3	1	1	0	0	1	1	2	0	50.0	51	15.7
59	* Jakub Pour	RW	44	6	2	8	-4	20	0	0	0	0	0	1	2	0	1	0	0	0	0	0.0	41	14.6
79	Kurtis Gabriel (total)	F	52	4	2	6	-9	120	0	0	0	0	2	1	0	0	0	0	0	0	0	0.0	41	9.8
	TOR	F	13	1	1	2	2	36	0	0	0	0	1	0	0	0	0	0	0	0	0	0.0	17	5.9
	RFD	F	39	3	1	4	-11	84	0	0	0	0	1	1	0	0	0	0	0	0	0	0.0	24	12.5
64	Dmitri Osipov	LW	45	3	2	5	-12	83	0	0	0	0	0	1	0	0	0	0	0	0	0	0.0	29	10.3
73	x Brandon Pirri	LW	3	3	1	4	4	0	0	0	0	0	0	1	0	0	0	1	0	0	0	0.0	10	30.0
54	* Chad Yetman	RW	18	1	3	4	-2	4	0	0	0	0	0	0	0	0	0	0	0	0	0	0.0	16	6.3
47	Cliff Watson	D	20	0	4	4	0	10	0	0	0	0	0	0	0	0	0	0	0	0	0	0.0	22	0.0
23	x Philipp Kurashev	C	3	2	1	3	2	0	1	0	1	0	0	0	1	0	1	1	0	0	0	0.0	7	28.6
34	* Kale Howarth	LW	12	2	1	3	-5	11	0	0	0	0	0	0	0	0	0	0	0	0	0	0.0	11	18.2
52	x Reese Johnson	RW	7	1	2	3	0	0	0	0	0	0	0	0	0	0	0	0	0	0	0	0.0	13	7.7
60	x Collin Delia	G	22	1	1	2	0	0	0	0	0	0	0	0	1	0	1	1	0	0	0	0.0	1	100.0
58	x MacKenzie Entwistle	RW	2	0	1	1	-1	6	0	0	0	0	0	0	0	0	0	0	0	0	0	0.0	4	0.0
43	x Chad Kryz	D	8	0	1	1	-2	2	0	0	0	0	0	0	0	0	0	0	0	0	0	0.0	2	0.0
40	* Arvid Soderblom	G	38	0	1	1	0	2	0	0	0	0	0	0	0	0	0	0	0	0	0	0.0	0	0.0
80	x Mitch Gillam	G	1	0	0	0	0	0	0	0	0	0	0	0	0	0	0	0	0	0	0	0.0	0	0.0
57	*x Chris Wilkie	RW	1	0	0	0	-1	0	0	0	0	0	0	0	0	0	0	0	0	0	0	0.0	0	0.0
43	*x Michael Lee (total)	D	3	0	0	0	-3	2	0	0	0	0	0	0	0	0	0	0	0	0	0	0.0	4	0.0
	HFD	D	3	0	0	0	-3	2	0	0	0	0	0	0	0	0	0	0	0	0	0	0.0	4	0.0
71	* Jacob LeGuerrier	D	4	0	0	0	2	0	0	0	0	0	0	0	0	0	0	0	0	0	0	0.0	3	0.0
68	Riley McKay	LW	4	0	0	0	-3	9	0	0	0	0	0	0	0	0	0	0	0	0	0	0.0	1	0.0
30	x Malcolm Subban	G	5	0	0	0	0	0	0	0	0	0	0	0	0	0	0	0	0	0	0	0.0	0	0.0
63	*x Michael Krutil	D	7	0	0	0	0	0	0	0	0	0	0	0	0	0	0	0	0	0	0	0.0	1	0.0
31	* Cale Morris	G	7	0	0	0	0	0	0	0	0	0	0	0	0	0	0	0	0	0	0	0.0	0	0.0
	BENCH		72	7				18														0.0	7	
	TOTALS		72	223	363	579	-31	939	44	87	8	8	30	34	20	2	13	15	10	28	7	35.7	1941	11.2

No.	GOALIE	GP	MINS	W	L	OT	SO	EN	GA	GAA	SOGP	SOW	SOL	SOGA	SOA	SO%	SA	SVS	SV%
80	x Mitch Gillam	1	59:24	1	0	0	1	0	0	0.00	0	0	0	0	0	0.000	38	38	1.000
40	* Arvid Soderblom	38	2280:59	21	15	2	2	6	105	2.76	4	4	0	2	16	0.875	1292	1187	0.919
60	x Collin Delia	22	1280:54	11	9	2	1	4	65	3.04	4	3	1	2	13	0.846	684	619	0.905
31	* Cale Morris	7	399:37	2	4	0	0	1	21	3.15	0	0	0	0	0	0.000	221	200	0.905
30	x Malcolm Subban	5	301:57	2	2	1	0	1	17	3.38	0	0	0	0	0	0.000	159	142	0.893
	Empty Net		54:05						12								12		
	Totals	72	4376:56	37	30	5	4	12	220	3.02	8	7	1	4	29	0.862	2406	2186	0.909

x - inactive, * - rookie

San Diego Gulls Statistics

No.	PLAYER	POS	GP	G	A	PTS	+/-	PIM	PP	PPA	SHG	SHA	GW	FG	IG	OT	UA	EN	SOG	SOA	SGW	SO%	SH	SH%
21	Lucas Elvenes (total)	C	63	11	32	43	-5	20	3	15	0	0	1	2	0	0	1	0	0	1	0	0.0	66	16.7
	HSK	C	20	2	8	10	-2	4	1	5	0	0	0	1	0	0	0	0	0	0	0	0.0	17	11.8
	SD	C	43	9	24	33	-3	16	2	10	0	0	1	1	0	0	1	0	0	1	0	0.0	49	18.4
12	* Alex Limoges	LW	62	23	17	40	-9	13	12	8	1	0	4	3	4	0	0	1	0	1	0	0.0	100	23.0
39	Nikolas Brouillard	D	66	13	26	39	-6	131	2	8	1	1	0	3	1	0	0	1	0	1	0	0.0	122	10.7
36	Hunter Drew	RW	64	17	21	38	2	134	4	3	1	0	1	3	3	0	1	0	0	1	0	0.0	109	15.6
11	Jacob Perreault	RW	55	14	23	37	-6	62	6	7	0	0	3	3	0	0	1	1	2	4	1	50.0	130	10.8
14	Danny O'Regan	C	53	13	21	34	-20	20	8	10	1	0	1	4	1	0	0	1	0	3	0	0.0	84	15.5
7	* Brayden Tracey	RW	55	11	20	31	-1	40	2	3	0	0	2	1	0	0	0	0	0	1	0	0.0	70	15.7
44	Trevor Carrick	D	61	10	20	30	-1	45	3	8	0	1	2	2	2	0	2	0	0	0	0	0.0	113	8.9
16	Bryce Kindopp	RW	67	12	17	29	-8	35	4	4	1	1	2	0	0	0	1	0	0	0	0	0.0	84	14.3
3	Brogan Rafferty	D	65	4	20	24	-1	36	2	10	0	0	0	1	1	0	0	0	0	0	0	0.0	86	4.7
18	Brent Gates Jr.	F	45	12	11	23	2	19	2	3	0	0	2	3	0	0	0	0	0	0	0	0.0	71	16.9
24	Benoit-Olivier Groulx	C	40	11	11	22	-6	39	2	2	0	0	1	3	3	0	3	1	0	1	0	0.0	78	14.1
17	Greg Printz	LW	66	11	11	22	-9	69	0	0	0	1	3	0	3	0	1	3	0	0	0	0.0	70	15.7
19	x Vinni Lettieri	C	24	8	14	22	-2	8	2	8	1	1	0	2	1	0	0	0	0	0	0	0.0	79	10.1
4	x Kodie Curran	D	37	1	15	16	-2	29	0	5	0	1	0	0	0	0	0	0	0	0	0	0.0	41	2.4
34	Jacob Larsson	D	55	2	13	15	0	41	0	1	0	0	1	1	0	0	0	0	0	0	0	0.0	79	2.5
2	Greg Pateryn	D	35	2	10	12	-11	20	1	6	0	0	1	0	0	0	1	0	0	0	0	0.0	39	5.1
29	* Axel Andersson	D	35	4	6	10	2	15	0	0	0	0	0	1	0	0	0	0	0	0	0	0.0	38	10.5
10	Buddy Robinson	RW	28	4	5	9	-15	23	0	1	1	0	1	0	1	0	0	1	0	0	0	0.0	47	8.5
45	Brendan Guhle	D	37	3	4	7	-6	28	0	0	0	0	1	1	0	0	0	0	0	0	0	0.0	57	5.3
38	* Jack Badini	C	46	2	5	7	-6	21	0	0	0	0	1	0	0	0	0	0	0	0	0	0.0	36	5.6
	John Moore (total)	D	11	1	5	6	-6	8	1	3	0	0	0	0	0	0	0	0	0	0	0	0.0	28	3.6
	PRO	D	11	1	5	6	-6	8	1	3	0	0	0	0	0	0	0	0	0	0	0	0.0	28	3.6
6	* Josh Lopina	C	13	1	3	4	-1	6	0	1	0	0	0	0	0	0	0	0	0	0	0	0.0	15	6.7
28	x Maxim Golod	LW	18	1	3	4	-1	6	0	2	0	0	0	0	0	0	0	0	0	0	0	0.0	14	7.1
43	* Vincent Marleau	RW	37	1	3	4	-7	13	0	0	0	0	0	0	1	0	0	0	0	0	0	0.0	26	3.8
42	* Nathan Larose	D	22	1	2	3	1	6	0	0	0	0	0	0	0	0	0	0	0	0	0	0.0	20	5.0
37	*x Mason McTavish	C	3	1	1	2	1	4	1	0	0	0	0	0	0	0	0	0	0	1	0	0.0	7	14.3
22	*x Sean Josling	RW	15	1	1	2	-2	12	0	0	0	0	0	0	0	0	0	0	0	0	0	0.0	9	11.1
15	* Morgan Adams-Moisan	RW	28	1	1	2	-7	73	0	0	0	0	0	1	0	0	0	0	0	0	0	0.0	12	8.3
4	* Drew Helleson	D	17	0	2	2	-14	4	0	0	0	0	0	0	0	0	0	0	0	0	0	0.0	12	0.0
25	x Sam Carrick	C	2	1	0	1	0	14	0	0	0	0	0	0	0	0	0	0	0	0	0	0.0	1	100.0
22	* Blake McLaughlin	LW	7	1	0	1	-1	0	0	0	0	0	0	0	0	0	0	0	0	0	0	0.0	13	7.7
1	* Lukas Dostal	G	40	1	0	1	0	2	0	0	0	0	0	0	0	0	1	1	0	0	0	0.0	1	100.0
18	x Sonny Milano	LW	1	0	1	1	-1	0	0	0	0	0	0	0	0	0	0	0	0	0	0	0.0	3	0.0
22	x Alexander Volkov	RW	2	0	1	1	-2	2	0	1	0	0	0	0	0	0	0	0	0	0	0	0.0	3	0.0
40	x Mike McKee	D	9	0	1	1	-4	9	0	0	0	0	0	0	0	0	0	0	0	0	0	0.0	6	0.0
5	Simon Benoit	D	1	0	0	0	0	0	0	0	0	0	0	0	0	0	0	0	0	0	0	0.0	0	0.0
31	x Daniel Mannella (total)	G	3	0	0	0	0	0	0	0	0	0	0	0	0	0	0	0	0	0	0	0.0	0	0.0
	CHI	G	3	0	0	0	0	0	0	0	0	0	0	0	0	0	0	0	0	0	0	0.0	0	0.0
26	* Logan Nijhoff	C	3	0	0	0	-2	2	0	0	0	0	0	0	0	0	0	0	0	0	0	0.0	0	0.0
35	*x Francis Marotte	G	8	0	0	0	0	0	0	0	0	0	0	0	0	0	0	0	0	0	0	0.0	0	0.0
31	Olle Eriksson Ek	G	26	0	0	0	0	0	0	0	0	0	0	0	0	0	0	0	0	0	0	0.0	0	0.0
	BENCH		68	1				18														0.0	1	
	TOTALS		68	197	333	529	-146	1015	53	101	7	6	27	33	21	0	12	10	2	14	1	14.3	1725	11.4

No.	GOALIE	GP	MIN	W	L	OT	SO	EN	GA	GAA	SOGP	SOW	SOL	SOGA	SOA	SO%	SA	SVS	SV%
31	x Daniel Mannella (total)	3	151:15	2	0	0	1	0	3	1.19	0	0	0	0	0	0.000	66	63	0.955
	CHI	3	151:15	2	0	0	1	0	3	1.19	0	0	0	0	0	0.000	66	63	0.955
1	* Lukas Dostal	40	2189:11	18	14	4	2	7	95	2.60	2	0	2	4	9	0.556	1133	1038	0.916
31	Olle Eriksson Ek	26	1429:27	7	15	2	1	7	82	3.44	2	1	1	1	5	0.800	686	604	0.880
35	*x Francis Marotte	8	433:04	3	4	1	0	1	28	3.88	0	0	0	0	0	0.000	239	211	0.883
	Empty Net		58:06						15								15		
	Totals	68	4109:48	28	33	7	3	15	220	3.21	4	1	3	5	14	0.643	2073	1853	0.894

x - inactive, * - rookie

San Jose Barracuda Statistics

No.	PLAYER	POS	GP	G	A	PTS	+/-	PIM	PP	PPA	SHG	SHA	GW	FG	IG	OT	UA	EN	SOG	SOA	SGW	SO%	SH	SH%
86	Joachim Blichfeld	RW	61	24	21	45	-47	18	12	10	0	0	2	4	4	0	2	0	3	4	1	75.0	196	12.2
89	Jayden Halbgewachs	LW	59	17	24	41	-38	10	6	12	0	0	0	2	1	0	0	0	0	0	0	0.0	130	13.1
55	x Sasha Chmelevski	C	47	12	25	37	-3	23	5	8	0	0	3	2	1	1	0	1	2	4	1	50.0	120	10.0
10	x Nick Merkley	RW	43	11	25	36	-11	28	2	13	0	1	3	2	1	0	0	0	0	1	0	0.0	92	12.0
43	x John Leonard	LW	45	17	15	32	-28	6	7	8	2	0	1	3	0	0	5	0	1	2	0	50.0	148	11.5
25	* Artemi Kniazev	D	60	7	21	28	-47	55	3	14	0	1	0	0	1	0	1	1	0	0	0	0.0	126	5.6
54	*x Scott Reedy	RW	38	18	9	27	-26	4	10	4	1	0	1	1	2	0	0	0	0	2	0	0.0	64	28.1
59	* Nick Cicek	D	53	5	20	25	-10	62	1	8	0	0	1	1	0	0	0	0	0	0	0	0.0	72	6.9
78	Evan Weinger	RW	60	12	12	24	-19	18	0	1	2	0	2	2	3	0	1	2	0	0	0	0.0	88	13.6
64	* Jake McGrew	RW	57	12	11	23	-9	36	1	3	0	0	0	4	0	0	2	0	0	1	0	0.0	94	12.8
74	* Kyle Topping	C	48	4	15	19	-13	48	2	3	0	0	0	0	0	0	0	0	0	0	0	0.0	51	7.8
6	x Ryan Merkley	D	30	1	18	19	-9	30	0	10	0	1	0	0	0	0	0	0	0	0	0	0.0	44	2.3
18	x Lane Pederson	C	22	9	9	18	-12	8	4	3	1	1	0	2	1	0	0	0	0	2	0	0.0	59	15.3
2	Anthony Bitetto (total)	D	53	6	11	17	-18	54	2	4	0	1	1	1	1	0	0	1	0	0	0	0.0	68	8.8
	HFD	D	39	4	11	15	-11	26	2	4	0	1	1	1	1	0	0	1	0	0	0	0.0	52	7.7
	SJ	D	14	2	0	2	-7	28	0	0	0	0	0	0	0	0	0	0	0	0	0	0.0	16	12.5
26	*x Jasper Weatherby	C	25	5	10	15	-15	24	4	3	0	0	0	1	0	0	0	0	0	0	0	0.0	45	11.1
16	Mason Jobst (total)	C	37	5	10	15	-12	26	2	2	0	0	0	2	1	0	0	0	0	0	0	0.0	38	13.2
	ROC	C	26	4	9	13	-3	16	2	2	0	0	0	1	1	0	0	0	0	0	0	0.0	24	16.7
	SJ	C	11	1	1	2	-9	10	0	0	0	0	0	1	0	0	0	0	0	0	0	0.0	14	7.1
57	* Adam Raska	RW	49	5	9	14	-6	57	1	0	1	2	0	0	0	0	0	0	0	0	0	0.0	65	7.7
46	Antoine Morand (total)	C	58	5	9	14	-4	25	1	3	1	1	0	0	1	0	1	0	0	0	0	0.0	63	7.9
	SYR	C	44	4	6	10	3	21	1	1	1	0	0	0	1	0	1	0	0	0	0	0.0	49	8.2
	SJ	C	14	1	3	4	-7	4	0	2	0	1	0	0	0	0	0	0	0	0	0	0.0	14	7.1
60	Zachary Gallant	C	53	3	10	13	-16	65	0	1	0	0	0	1	0	0	0	0	0	0	0	0.0	51	5.9
73	x Noah Gregor	C	8	4	8	12	2	7	1	4	0	0	1	2	0	0	0	0	0	1	0	0.0	30	13.3
97	* Patrick Holway	D	43	4	8	12	-9	62	0	2	0	0	0	0	0	0	0	0	0	0	0	0.0	46	8.7
61	*x Santeri Hatakka	D	41	3	9	12	-4	22	0	0	1	0	0	0	0	0	0	0	0	0	0	0.0	44	6.8
24	x Jaycob Megna	D	22	2	8	10	0	10	0	0	1	0	0	0	0	0	1	1	0	0	0	0.0	26	7.7
90	* Cole Moberg	D	31	2	8	10	-7	12	0	2	1	0	0	1	0	0	0	0	0	0	0	0.0	46	4.3
58	* Dillon Hamaliuk	LW	44	3	6	9	-10	37	0	0	0	0	0	0	0	0	0	0	0	0	0	0.0	33	9.1
22	x Mark Alt	D	46	3	5	8	-18	20	0	0	0	0	0	0	0	0	0	1	0	0	0	0.0	48	6.3
9	x Evander Kane	LW	5	2	6	8	3	2	0	2	0	3	1	0	0	0	1	0	0	0	0	0.0	21	9.5
79	* Montana Onyebuchi	D	46	1	6	7	-11	137	0	0	0	0	0	0	0	0	0	0	0	0	0	0.0	44	2.3
63	x Jeffrey Viel	LW	13	4	2	6	-1	20	1	1	0	0	0	1	0	0	0	1	0	0	0	0.0	21	19.0
46	x Joel Kellman	C	10	1	3	4	-4	8	1	1	0	1	1	0	0	0	0	0	0	0	0	0.0	12	8.3
81	* Krystof Hrabik	LW	21	1	3	4	-8	18	1	1	0	0	1	0	0	0	0	0	0	0	0	0.0	20	5.0
23	*x Thomas Bordeleau	C	2	0	3	3	-1	0	0	1	0	0	0	0	0	0	0	0	0	0	0	0.0	6	0.0
67	*x Timur Ibragimov	LW	23	1	1	2	-4	4	0	0	0	0	1	0	0	0	0	0	0	0	0	0.0	12	8.3
50	Brinson Pasichnuk	D	9	1	0	1	-2	4	0	0	0	0	0	1	0	0	0	0	0	0	0	0.0	4	25.0
53	x Nicolas Meloche	D	10	1	0	1	-9	14	0	0	0	0	0	0	0	0	0	0	0	0	0	0.0	14	7.1
80	* Steenn Pasichnuk	RW	24	1	0	1	-3	17	0	0	0	0	0	0	0	0	0	0	0	0	0	0.0	20	5.0
7	x Dylan Gambrell	C	3	0	1	1	0	4	0	0	0	0	0	0	0	0	0	0	0	0	0	0.0	3	0.0
29	* Gannon Laroque	D	3	0	1	1	-1	0	0	0	0	0	0	0	0	0	0	0	0	0	0	0.0	4	0.0
93	x David Drake (total)	D	5	0	1	1	3	2	0	0	0	0	0	0	0	0	0	0	0	0	0	0.0	2	0.0
	PRO	D	1	0	0	0	0	0	0	0	0	0	0	0	0	0	0	0	0	0	0	0.0	0	0.0
	ROC	D	4	0	1	1	3	2	0	0	0	0	0	0	0	0	0	0	0	0	0	0.0	2	0.0
93	*x Tyler Bird (total)	RW	7	0	1	1	-3	2	0	0	0	0	0	0	0	0	0	0	0	0	0	0.0	12	0.0
	SYR	RW	4	0	1	1	-1	0	0	0	0	0	0	0	0	0	0	0	0	0	0	0.0	7	0.0
	SJ	RW	3	0	0	0	-2	2	0	0	0	0	0	0	0	0	0	0	0	0	0	0.0	5	0.0
35	* Zachary Emond	G	12	0	1	1	0	0	0	1	0	0	0	0	0	0	0	0	0	0	0	0.0	0	0.0
96	*x Christian Evers	D	1	0	0	0	-1	0	0	0	0	0	0	0	0	0	0	0	0	0	0	0.0	0	0.0
33	x Adin Hill	G	1	0	0	0	0	0	0	0	0	0	0	0	0	0	0	0	0	0	0	0.0	0	0.0
95	*x Connor McDonald	D	2	0	0	0	-3	0	0	0	0	0	0	0	0	0	0	0	0	0	0	0.0	2	0.0
96	x Patrick McNally	D	2	0	0	0	1	0	0	0	0	0	0	0	0	0	0	0	0	0	0	0.0	1	0.0
93	*x Adam Parsells	D	2	0	0	0	-2	0	0	0	0	0	0	0	0	0	0	0	0	0	0	0.0	0	0.0
75	* Daniil Gushchin	LW	3	0	0	0	-4	2	0	0	0	0	0	0	0	0	0	0	0	0	0	0.0	8	0.0
91	*x Keoni Texeira (total)	D	4	0	0	0	-1	7	0	0	0	0	0	0	0	0	0	0	0	0	0	0.0	5	0.0
	SJ	D	4	0	0	0	-1	7	0	0	0	0	0	0	0	0	0	0	0	0	0	0.0	5	0.0
34	*x Sam Harvey	G	7	0	0	0	0	0	0	0	0	0	0	0	0	0	0	0	0	0	0	0.0	0	0.0
85	*x Joseph Garreffa	LW	11	0	0	0	-2	0	0	0	0	0	0	0	0	0	0	0	0	0	0	0.0	4	0.0

36	* Zachary Sawchenko	G	14	0	0	0	0	0	0	0	0	0	0	0	0	0	0	0	0	0.0	0	0.0		
32	Alex Stalock (total)	G	17	0	0	0	0	6	0	0	0	0	0	0	0	0	0	0	0	0.0	0	0.0		
	BAK	G	5	0	0	0	0	2	0	0	0	0	0	0	0	0	0	0	0	0.0	0	0.0		
	SJ	G	12	0	0	0	0	4	0	0	0	0	0	0	0	0	0	0	0	0.0	0	0.0		
1	*x Alexei Melnichuk	G	31	0	0	0	0	2	0	0	0	0	0	0	0	0	0	0	0	0.0	0	0.0		
	BENCH		68	2				24												0.0	2			
	TOTALS		68	202	337	537	-433	973	62	118	10	11	18	31	14	1	13	7	6	17	2	35.3	1970	10.2

No.	GOALIE	GP	MINS	W	L	OT	SO	EN	GA	GAA	SOGP	SOW	SOL	SOGA	SOA	SO%	SA	SVS	SV%
33	x Adin Hill	1	58:54	0	1	0	0	1	3	3.06	0	0	0	0	0	0.000	36	33	0.917
34	*x Sam Harvey	7	398:03	2	5	0	2	2	24	3.62	0	0	0	0	0	0.000	194	170	0.876
1	*x Alexei Melnichuk	31	1651:14	10	14	2	0	3	108	3.92	2	2	0	0	8	1.000	809	701	0.867
32	Alex Stalock (total)	17	965:15	4	10	2	1	6	64	3.98	0	0	0	0	0	0.000	490	426	0.869
	BAK	5	267:45	3	2	0	0	0	17	3.81	0	0	0	0	0	0.000	123	106	0.862
	SJ	12	697:30	1	8	2	1	6	47	4.04	0	0	0	0	0	0.000	367	320	0.872
36	* Zachary Sawchenko	14	700:26	4	10	0	0	3	47	4.03	0	0	0	0	0	0.000	383	336	0.877
35	* Zachary Emond	12	575:18	3	4	2	0	2	43	4.48	2	0	2	6	9	0.333	324	281	0.867
	Empty Net		30:20						17								17		
	Totals	68	4111:45	20	42	6	3	17	289	4.22	4	2	2	6	17	0.647	2130	1841	0.864

x - inactive, * - rookie

Springfield Thunderbirds Statistics

No.	PLAYER	POS	GP	G	A	PTS	+/-	PIM	PP	PPA	SHG	SHA	GW	FG	IG	OT	UA	EN	SOG	SOA	SGW	SO%	SH	SH%
7	Sam Anas	RW	75	20	44	64	-8	12	5	20	0	0	3	4	1	1	2	0	3	7	1	42.9	230	8.7
63	Matthew Peca	C	68	23	37	60	3	16	6	17	2	1	4	3	4	1	1	1	0	1	0	0.0	139	16.5
12	x Nathan Walker	LW	47	19	25	44	7	24	10	7	1	1	3	2	3	0	1	3	0	0	0	0.0	134	14.2
11	* Hugh McGing	LW	67	14	20	34	-11	36	4	10	0	1	2	5	1	1	0	0	2	5	2	40.0	113	12.4
41	Will Bitten (total)	RW	68	13	20	33	-11	17	2	5	0	0	2	3	1	0	0	1	1	3	1	33.3	165	7.9
	IA	RW	23	3	5	8	-16	6	1	3	0	0	1	1	0	0	0	0	0	0	0	0.0	56	5.4
	SPR	RW	45	10	15	25	5	11	1	2	0	0	1	2	1	0	0	1	1	3	1	0.3	109	9.2
17	* Nikita Alexandrov	C	67	12	18	30	4	26	3	6	0	0	3	2	1	0	1	0	0	0	0	0.0	112	10.7
4	Tommy Cross	D	67	8	21	29	-12	80	1	9	1	1	4	1	0	3	0	0	0	0	0	0.0	130	6.2
48	x Calle Rosen	D	40	4	24	28	-1	14	0	14	1	0	0	1	0	0	0	0	0	0	0	0.0	113	3.5
81	James Neal	LW	28	14	12	26	-1	10	7	4	0	0	4	0	1	1	1	0	1	3	0	33.3	90	15.6
19	x Mackenzie MacEachern	LW	47	12	13	25	3	51	1	0	2	1	0	1	2	0	2	2	0	0	0	0.0	78	15.4
27	* Kean Washkurak	C	64	13	10	23	-1	50	5	0	0	0	2	2	3	0	1	0	0	0	0	0.0	85	15.3
29	Nathan Todd	C	49	10	13	23	5	21	5	3	0	0	1	2	1	0	0	0	0	3	0	0.0	120	8.3
15	*x Scott Perunovich	D	17	3	19	22	-3	8	1	11	0	0	1	0	0	0	0	0	0	0	0	0.0	27	11.1
13	x Alexey Toporchenko	LW	42	10	10	20	-2	24	0	0	0	1	2	2	2	0	0	1	0	0	0	0.0	98	10.2
16	x Dakota Joshua	C	35	9	11	20	-3	23	4	1	0	0	2	3	1	0	1	0	0	0	0	0.0	74	12.2
5	Tyler Tucker	D	72	3	15	18	9	114	0	0	0	0	1	1	0	0	0	0	0	0	0	0.0	133	2.3
14	Steven Santini	D	66	2	16	18	16	24	1	2	1	0	0	0	0	0	1	1	0	0	0	0.0	121	1.7
34	x Logan Brown	C	19	6	11	17	4	10	2	5	0	0	2	0	0	0	0	0	0	0	0	0.0	46	13.0
37	Brady Lyle (total)	D	63	5	11	16	-4	18	0	2	0	0	0	1	2	0	0	0	0	1	0	0.0	88	5.7
	PRO	D	48	2	7	9	-7	10	0	0	0	0	0	0	1	0	0	0	0	1	0	0.0	63	3.2
	SPR	D	15	3	4	7	3	8	0	2	0	0	0	1	1	0	0	0	0	0	0	0.0	25	12.0
22	Josh Wesley	D	65	5	7	12	11	58	0	0	0	0	0	1	0	0	0	0	0	0	0	0.0	100	5.0
21	x Nolan Stevens	LW	20	3	9	12	3	10	2	2	0	0	0	0	0	0	0	0	0	0	0	0.0	27	11.1
21	Luke Witkowski (total)	D	60	5	6	11	8	85	0	0	0	0	2	1	0	0	0	0	0	0	0	0.0	47	10.6
	GR	D	44	3	4	7	6	62	0	0	0	0	1	0	0	0	0	0	0	0	0	0.0	37	8.1
	SPR	D	16	2	2	4	2	23	0	0	0	0	1	1	0	0	0	0	0	0	0	0.0	10	20.0
28	Tanner Kaspick	C	45	6	4	10	2	40	0	0	0	0	0	3	1	0	0	0	0	0	0	0.0	47	12.8
18	* Mathias Laferriere	RW	56	3	6	9	0	6	1	0	0	0	2	1	0	0	0	0	0	1	0	0.0	55	5.5
77	* Drew Callin	RW	44	4	4	8	-1	12	0	1	0	0	0	1	1	0	0	0	0	0	0	0.0	54	7.4
33	x Michael Kim	D	26	0	7	7	-13	6	0	4	0	0	0	0	0	0	0	0	0	0	0	0.0	23	0.0
24	Klim Kostin	RW	17	3	3	6	3	15	1	0	0	0	1	2	1	1	0	0	0	0	0	0.0	43	7.0
20	* Mitchell Balmas	C	10	4	1	5	4	2	0	0	0	0	0	0	0	0	1	1	0	0	0	0.0	10	40.0
25	Griffin Luce	D	45	0	4	4	9	48	0	0	0	0	0	0	0	0	0	0	0	0	0	0.0	37	0.0
3	*x Nick Albano	D	13	0	3	3	3	6	0	0	0	0	0	0	0	0	0	0	0	0	0	0.0	8	0.0
3	* Matthew Kessel	D	15	0	3	3	9	8	0	0	0	0	0	0	0	0	0	0	0	0	0	0.0	17	0.0
10	* Peter Crinella	LW	9	2	0	2	-5	2	0	0	0	0	0	1	0	0	0	0	0	0	0	0.0	12	16.7
10	x Shawn Cameron	RW	2	0	2	2	2	2	0	0	0	0	0	0	0	0	0	0	0	0	0	0.0	1	0.0
36	x Patrick Shea	C	4	0	2	2	2	0	0	0	0	0	0	0	0	0	0	0	0	0	0	0.0	2	0.0
24	x Jordan Lavallee-Smotherman	LW	1	1	0	1	1	0	0	0	0	0	0	0	0	0	0	0	0	0	0	0.0	2	50.0
32	*x Nate Kallen	D	3	1	0	1	0	0	0	0	0	0	0	0	0	0	0	0	0	0	0	0.0	1	100.0
6	*x Liam Coughlin	F	2	0	1	1	0	0	0	0	0	0	0	0	0	0	0	0	0	0	0	0.0	1	0.0
37	*x Mathew Santos	RW	2	0	1	1	-1	4	0	0	0	0	0	0	0	0	0	0	0	0	0	0.0	1	0.0
36	*x Jacob Hayhurst	C	4	0	1	1	0	0	0	0	0	0	0	0	0	0	0	0	0	0	0	0.0	2	0.0
30	* Joel Hofer	G	39	0	1	1	0	16	0	0	0	0	0	0	0	0	0	0	0	0	0	0.0	0	0.0
20	x Patrick Bajkov	RW	1	0	0	0	-2	0	0	0	0	0	0	0	0	0	0	0	0	0	0	0.0	0	0.0
32	*x Gabriel Belley-Pelletier	D	1	0	0	0	0	2	0	0	0	0	0	0	0	0	0	0	0	0	0	0.0	0	0.0
32	*x Dominic Cormier	D	1	0	0	0	-2	0	0	0	0	0	0	0	0	0	0	0	0	0	0	0.0	2	0.0
41	x Nic Pierog	RW	1	0	0	0	0	2	0	0	0	0	0	0	0	0	0	0	0	0	0	0.0	2	0.0
24	*x Jacob Pritchard	LW	1	0	0	0	-1	0	0	0	0	0	0	0	0	0	0	0	0	0	0	0.0	0	0.0
36	x Charlie Spetz	D	1	0	0	0	-1	0	0	0	0	0	0	0	0	0	0	0	0	0	0	0.0	1	0.0
9	x Jordan Henry	D	2	0	0	0	-1	0	0	0	0	0	0	0	0	0	0	0	0	0	0	0.0	2	0.0
37	x Nick Master (total)	F	2	0	0	0	-2	0	0	0	0	0	0	0	0	0	0	0	0	0	0	0.0	0	0.0
	LHV	F	1	0	0	0	-1	0	0	0	0	0	0	0	0	0	0	0	0	0	0	0.0	0	0.0
	SPR	F	1	0	0	0	-1	0	0	0	0	0	0	0	0	0	0	0	0	0	0	0.0	0	0.0
41	*x Ryan Smith	RW	2	0	0	0	-2	0	0	0	0	0	0	0	0	0	0	0	0	0	0	0.0	1	0.0
6	x Patrick McNally (total)	D	3	0	0	0	0	0	0	0	0	0	0	0	0	0	0	0	0	0	0	0.0	2	0.0
	SJ	D	2	0	0	0	1	0	0	0	0	0	0	0	0	0	0	0	0	0	0	0.0	1	0.0
	SPR	D	1	0	0	0	-1	0	0	0	0	0	0	0	0	0	0	0	0	0	0	0.0	1	0.0
9	x Robbie Payne	C	3	0	0	0	-3	0	0	0	0	0	0	0	0	0	0	0	0	0	0	0.0	0	0.0

37	x Nolan Vesey	LW	3	0	0	0	0	-1	17	0	0	0	0	0	0	0	0	0	0	0	0	0	0	0.0	2	0.0
24	*x Austin Osmanski	D	4	0	0	0	0	0	0	0	0	0	0	0	0	0	0	0	0	0	0	0	0.0	2	0.0	
31	x Colten Ellis	G	6	0	0	0	0	0	0	0	0	0	0	0	0	0	0	0	0	0	0	0	0.0	0	0.0	
8	x Blake Christensen	LW	11	0	0	0	0	-7	9	0	0	0	0	0	0	0	0	0	0	0	0	0	0.0	12	0.0	
39	Charlie Lindgren	G	34	0	0	0	0	2	0	0	0	0	0	0	0	0	0	0	0	0	0	0	0.0	0	0.0	
	BENCH		76	4				12															0.0	4		
	TOTALS		76	233	399	628	26	864	60	120	8	6	39	42	25	8	12	10	7	23	4	30.4	2459	9.3		

No.	GOALIE	GP	MINS	W	L	OT	SO	EN	GA	GAA	SOGP	SOW	SOL	SOGA	SOA	SO%	SA	SVS	SV%
39	Charlie Lindgren	34	1979:19	24	7	1	3	7	73	2.21	3	3	0	1	10	0.900	972	899	0.925
30	* Joel Hofer	39	2252:28	18	14	6	1	3	111	2.96	3	1	2	4	10	0.600	1171	1060	0.905
31	x Colten Ellis	6	350:51	1	3	2	0	1	23	3.93	1	0	1	1	3	0.667	191	168	0.880
	Empty Net		48:36						11								11		
	Totals	76	4631:14	43	24	9	4	11	218	2.82	7	4	3	6	23	0.739	2345	2127	0.907

x - inactive, * - rookie

Stockton Heat Statistics

No.	PLAYER	POS	GP	G	A	PTS	+/-	PIM	PP	PPA	SHG	SHA	GW	FG	IG	OT	UA	EN	SOG	SOA	SGW	SO%	SH	SH%
11	Matthew Phillips	RW	65	31	37	68	14	16	8	16	2	0	6	3	1	0	3	2	2	6	0	33.3	183	16.9
49	* Jakob Pelletier	LW	66	27	35	62	22	22	9	10	2	2	8	7	2	2	1	2	0	0	0	0.0	196	13.8
21	Glenn Gawdin	C	62	15	35	50	15	75	4	12	1	3	2	2	0	1	2	2	5	0	0	40.0	138	10.9
23	Justin Kirkland	LW	66	25	23	48	-3	75	9	9	2	0	2	5	3	0	2	4	7	8	3	87.5	219	11.4
39	Luke Philp	RW	66	21	23	44	24	16	4	2	2	2	6	3	2	0	0	2	0	1	0	0.0	120	17.5
18	Byron Froese	C	55	20	17	37	-4	46	8	7	2	1	2	5	4	1	1	2	0	0	0	0.0	152	13.2
2	x Connor Mackey	D	53	5	31	36	15	83	1	12	2	2	1	1	1	1	0	0	0	0	0	0.0	104	4.8
46	Emilio Pettersen	LW	59	13	13	26	5	20	0	1	0	0	0	2	1	0	3	0	0	0	0	0.0	88	14.8
25	Eetu Tuulola	RW	61	14	11	25	5	50	3	0	2	2	3	1	2	0	1	0	0	0	0	0.0	80	17.5
47	* Connor Zary	C	53	13	12	25	-4	36	4	3	0	0	2	1	3	0	0	0	2	3	0	66.7	85	15.3
24	Martin Pospisil	LW	47	7	18	25	9	95	1	8	0	0	0	1	1	0	0	0	1	2	1	50.0	83	8.4
7	Nick DeSimone	D	68	4	21	25	10	28	1	4	0	0	1	0	1	0	0	1	0	0	0	0.0	150	2.7
34	* Walker Duehr	RW	59	11	12	23	-4	28	0	0	0	2	0	2	1	0	1	1	0	0	0	0.0	103	10.7
29	x Adam Ruzicka	C	16	11	9	20	12	2	2	4	0	0	2	2	2	0	0	1	0	1	0	0.0	50	22.0
45	Andy Welinski	D	39	3	16	19	12	18	1	11	0	0	1	1	0	1	1	0	0	0	0	0.0	76	3.9
8	Juuso Valimaki	D	35	2	16	18	1	26	0	5	0	1	1	1	0	1	0	0	1	2	1	50.0	81	2.5
4	Kevin Gravel	D	59	3	11	14	12	11	0	0	0	1	0	1	1	0	0	1	0	0	0	0.0	97	3.1
5	* Colton Poolman	D	62	0	13	13	17	16	0	0	0	1	0	0	0	0	0	0	0	0	0	0.0	48	0.0
16	Mark Simpson	C	31	3	5	8	6	15	0	0	0	0	0	0	0	0	0	0	0	0	0	0.0	25	12.0
6	* Ilya Solovyov	D	51	3	5	8	5	24	0	0	0	0	1	0	0	0	1	0	0	0	0	0.0	63	4.8
28	* Johannes Kinnvall	D	19	0	8	8	-2	8	0	4	0	0	0	0	0	0	0	0	1	1	1	100.0	23	0.0
3	Greg Moro	D	13	1	6	7	2	10	0	1	0	0	1	0	0	0	0	0	0	0	0	0.0	18	5.6
20	Alex Gallant	LW	53	3	3	6	0	115	0	0	0	0	0	1	0	0	1	0	0	0	0	0.0	46	6.5
32	* Dustin Wolf	G	47	0	4	4	0	0	0	0	0	0	0	0	0	0	0	0	0	0	0	0.0	0	0.0
42	Nick Pastujov (total)	C	14	2	1	3	-3	6	1	0	0	0	1	1	0	0	0	0	0	0	0	0.0	16	12.5
	ONT	C	1	0	0	0	-1	0	0	0	0	0	0	0	0	0	0	0	0	0	0	0.0	0	0.0
	ROC	C	10	2	1	3	-3	6	1	0	0	0	1	1	0	0	0	0	0	0	0	0.0	14	14.3
	STK	C	3	0	0	0	1	0	0	0	0	0	0	0	0	0	0	0	0	0	0	0.0	2	0.0
9	x Ryan Olsen	C	17	1	0	1	-3	8	0	0	0	0	0	1	0	0	0	0	0	0	0	0.0	10	10.0
50	* Daniil Chechelev	G	1	0	1	1	0	0	0	0	0	0	0	0	0	0	0	0	0	0	0	0.0	0	0.0
17	Dmitry Zavgorodniy	RW	12	0	1	1	1	4	0	0	0	0	0	0	0	0	0	0	0	0	0	0.0	7	0.0
36	Tyrell Goulbourne (total)	LW	18	0	1	1	-2	14	0	0	0	0	0	0	0	0	0	0	0	0	0	0.0	13	0.0
	BEL	LW	9	0	0	0	-2	0	0	0	0	0	0	0	0	0	0	0	0	0	0	0.0	3	0.0
	STK	LW	9	0	1	1	0	14	0	0	0	0	0	0	0	0	0	0	0	0	0	0.0	10	0.0
33	x Jay Dickman	LW	1	0	0	0	0	2	0	0	0	0	0	0	0	0	0	0	0	0	0	0.0	0	0.0
15	x Mason Mitchell	LW	1	0	0	0	1	0	0	0	0	0	0	0	0	0	0	0	0	0	0	0.0	1	0.0
31	Andrew Shortridge	G	1	0	0	0	0	0	0	0	0	0	0	0	0	0	0	0	0	0	0	0.0	0	0.0
43	Koletrane Wilson	D	1	0	0	0	0	2	0	0	0	0	0	0	0	0	0	0	0	0	0	0.0	1	0.0
26	* Reid Perepeluk	RW	2	0	0	0	0	2	0	0	0	0	0	0	0	0	0	0	0	0	0	0.0	1	0.0
27	*x Ryan Francis	C	4	0	0	0	0	0	0	0	0	0	0	0	0	0	0	0	0	0	0	0.0	2	0.0
14	x Nolan Valteau	D	4	0	0	0	0	0	0	0	0	0	0	0	0	0	0	0	0	0	0	0.0	3	0.0
37	*x Yan Kuznetsov	D	12	0	0	0	-4	13	0	0	0	0	0	0	0	0	0	0	0	0	0	0.0	8	0.0
35	Adam Werner	G	21	0	0	0	0	0	0	0	0	0	0	0	0	0	0	0	0	0	0	0.0	0	0.0
	BENCH		68	6				30														0.0	6	
	TOTALS		68	242	387	623	165	910	55	109	15	17	39	40	27	6	16	18	16	29	6	55.2	2279	10.4

No.	GOALIE	GP	MINS	W	L	OT	SO	EN	GA	GAA	SOGP	SOW	SOL	SOGA	SOA	SO%	SA	SVS	SV%
32	* Dustin Wolf	47	2809:37	33	9	4	0	2	110	2.35	4	3	1	4	11	0.636	1451	1341	0.924
35	Adam Werner	21	1186:04	12	6	2	0	2	60	3.04	4	3	1	6	18	0.667	528	468	0.886
31	Andrew Shortridge	1	60:00	0	1	0	0	0	4	4.00	0	0	0	0	0	0.000	26	22	0.846
50	* Daniil Chechelev	1	63:26	0	0	1	0	0	5	4.73	0	0	0	0	0	0.000	33	28	0.848
	Empty Net		28:51						4								4		
	Totals	68	4147:58	45	16	7	0	4	183	2.65	8	6	2	10	29	0.655	2042	1859	0.910

x - inactive, * - rookie

Syracuse Crunch Statistics

No.	PLAYER	POS	GP	G	A	PTS	+/-	PIM	PP	PPA	SHG	SHA	GW	FG	IG	OT	UA	EN	SOG	SOA	SGW	SO%	SH	SH%
12	Alex Barré-Boulet	C	58	16	47	63	10	32	3	19	0	1	3	3	1	1	2	2	0	0	0	0.0	199	8.0
40	Gabriel Dumont	C	75	30	32	62	-5	100	9	7	0	1	6	6	5	0	3	6	0	0	0	0.0	174	17.2
55	Charles Hudon	LW	66	30	27	57	-10	56	13	10	1	0	6	3	2	2	2	1	0	2	0	0.0	187	16.0
74	Sean Day	D	69	8	32	40	8	31	1	12	1	0	2	0	1	0	0	0	0	0	0	0.0	118	6.8
45	* Cole Koepke	LW	69	20	19	39	7	55	3	4	0	1	2	3	6	1	1	2	0	0	0	0.0	199	10.1
90	Anthony Richard (total)	LW	71	17	21	38	-4	24	2	3	3	0	4	2	1	2	1	3	0	0	0	0.0	178	9.6
	MIL	LW	31	7	5	12	-6	14	1	0	1	0	3	1	0	2	0	1	0	0	0	0.0	70	10.0
	SYR	LW	40	10	16	26	2	10	1	3	2	0	1	1	1	0	1	2	0	0	0	0.0	108	9.3
9	Gabriel Fortier	C	72	14	21	35	7	33	1	1	0	2	3	2	1	0	0	0	0	0	0	0.0	102	13.7
7	Simon Ryfors	C	72	11	24	35	10	31	2	7	0	0	1	0	0	0	1	0	0	0	0	0.0	125	8.8
39	* Gage Goncalves	C	70	17	15	32	-2	39	2	3	0	0	3	7	0	0	0	1	2	3	1	66.7	95	17.9
81	Remi Elie	LW	48	17	12	29	1	23	2	4	0	0	0	4	3	0	0	1	0	1	0	0.0	123	13.8
57	Alex Green	D	73	5	21	26	6	31	0	4	0	1	0	1	0	0	1	1	0	0	0	0.0	96	5.2
24	Darren Raddysh	D	61	7	18	25	4	40	0	4	0	1	4	2	0	2	3	1	0	0	0	0.0	168	4.2
16	Otto Somppi	C	50	5	18	23	5	14	2	2	0	0	1	1	0	0	0	0	0	1	0	0.0	62	8.1
20	x Riley Nash (total)	C	17	10	8	18	10	4	3	1	0	0	1	1	3	1	0	1	0	0	0	0.0	53	18.9
	SYR	C	17	10	8	18	10	4	3	1	0	0	1	1	3	1	0	1	0	0	0	0.0	53	18.9
22	P.C. Labrie (total)	LW	56	6	10	16	-1	54	0	0	0	0	1	2	1	0	0	0	0	0	0	0.0	50	12.0
	HFD	LW	21	2	6	8	-1	23	0	0	0	0	0	0	1	0	0	0	0	0	0	0.0	17	11.8
	SYR	LW	35	4	4	8	0	31	0	0	0	0	1	2	0	0	0	0	0	0	0	0.0	33	12.1
26	Ryan Jones	D	76	4	11	15	11	61	0	0	0	0	1	0	1	0	1	1	0	1	0	0.0	95	4.2
3	Fredrik Claesson	D	47	0	14	14	19	20	0	0	0	0	0	0	0	0	0	0	0	0	0	0.0	75	0.0
85	Daniel Walcott	LW	63	6	7	13	4	79	0	0	1	0	1	0	1	0	0	1	0	0	0	0.0	68	8.8
15	x Jimmy Huntington	C	27	6	6	12	-4	21	3	1	0	0	1	0	0	1	0	0	0	0	0	0.0	37	16.2
29	x Andrej Sustr	D	25	2	10	12	9	32	1	0	0	0	0	1	0	0	0	0	0	0	0	0.0	33	6.1
88	x Antoine Morand	C	44	4	6	10	3	21	1	1	1	0	0	0	1	0	1	0	0	0	0	0.0	49	8.2
46	Gemel Smith (total)	C	16	5	4	9	2	10	0	2	0	0	2	2	0	0	1	0	0	0	0	0.0	39	12.8
	GR	C	3	0	1	1	1	8	0	0	0	0	0	0	0	0	0	0	0	0	0	0.0	2	0.0
	SYR	C	13	5	3	8	1	2	0	2	0	0	2	2	0	0	1	0	0	0	0	0.0	37	13.5
6	* Nick Perbix	D	12	2	6	8	0	2	0	4	0	0	0	0	1	0	1	0	0	0	0	0.0	25	8.0
44	* Frank Hora (total)	D	44	0	7	7	7	42	0	0	0	0	0	0	0	0	0	0	0	0	0	0.0	37	0.0
	CLT	D	2	0	0	0	0	2	0	0	0	0	0	0	0	0	0	0	0	0	0	0.0	0	0.0
	SYR	D	42	0	7	7	7	40	0	0	0	0	0	0	0	0	0	0	0	0	0	0.0	37	0.0
51	* Maxim Cajkovic	RW	20	3	3	6	-5	4	0	1	0	0	0	0	0	0	0	0	0	0	0	0.0	26	11.5
23	* Shawn Element	C	32	2	3	5	-7	40	0	1	0	0	0	1	0	0	0	0	0	0	0	0.0	43	4.7
26	*x Tristin Langan	C	8	1	2	3	-1	0	1	0	0	0	1	1	0	0	0	0	0	0	0	0.0	9	11.1
72	* Declan Carlike	D	10	1	2	3	2	2	0	0	0	0	0	0	0	0	0	0	0	0	0	0.0	6	16.7
8	x Jesse Lees	D	17	0	3	3	-8	2	0	1	0	0	0	0	0	0	0	0	0	0	0	0.0	8	0.0
34	Tye Felhaber (total)	LW	17	2	0	2	-4	2	0	0	0	0	1	0	0	0	0	0	0	0	0	0.0	25	8.0
	TEX	LW	14	2	0	2	-4	2	0	0	0	0	1	0	0	0	0	0	0	0	0	0.0	21	9.5
	SYR	LW	3	0	0	0	0	0	0	0	0	0	0	0	0	0	0	0	0	0	0	0.0	4	0.0
47	x Patrick Watling	C	2	0	2	2	-1	0	0	1	0	0	0	0	0	0	0	0	0	0	0	0.0	1	0.0
78	*x Jaydon Dureau	LW	3	1	0	1	-1	0	0	0	0	0	0	1	0	0	0	0	0	0	0	0.0	1	100.0
13	x Boris Katchouk	LW	3	0	1	1	1	0	0	0	0	0	0	0	0	0	0	0	0	0	0	0.0	7	0.0
43	*x Tyler Bird	RW	4	0	1	1	-1	0	0	0	0	0	0	0	0	0	0	0	0	0	0	0.0	7	0.0
28	x Evan Wardley	D	4	0	1	1	0	6	0	0	0	0	0	0	0	0	0	0	0	0	0	0.0	6	0.0
35	* Amir Miftakhov	G	22	0	1	1	0	0	0	0	0	0	0	0	0	0	0	0	0	0	0	0.0	0	0.0
36	*x Alexey Lipanov	C	1	0	0	0	0	0	0	0	0	0	0	0	0	0	0	0	0	0	0	0.0	0	0.0
84	x Kevin Lohan	D	1	0	0	0	0	0	0	0	0	0	0	0	0	0	0	0	0	0	0	0.0	0	0.0
14	Brandon Crawley	D	2	0	0	0	1	0	0	0	0	0	0	0	0	0	0	0	0	0	0	0.0	3	0.0
27	*x Owen Headrick	D	3	0	0	0	-1	0	0	0	0	0	0	0	0	0	0	0	0	0	0	0.0	0	0.0
73	x Corbin Kaczperski	G	4	0	0	0	0	0	0	0	0	0	0	0	0	0	0	0	0	0	0	0.0	0	0.0
92	* Odeen Tufto	C	4	0	0	0	-2	0	0	0	0	0	0	0	0	0	0	0	0	0	0	0.0	2	0.0
25	x Cal Foote	D	5	0	0	0	-5	0	0	0	0	0	0	0	0	0	0	0	0	0	0	0.0	12	0.0
5	x Jason Garrison	D	9	0	0	0	0	2	0	0	0	0	0	0	0	0	0	0	0	0	0	0.0	16	0.0
71	* Dmitry Semykin	D	11	0	0	0	1	0	0	0	0	0	0	0	0	0	0	0	0	0	0	0.0	8	0.0
60	* Hugo Alnefelt	G	23	0	0	0	0	0	0	0	0	0	0	0	0	0	0	0	0	0	0	0.0	0	0.0
33	Max Lagace	G	36	0	0	0	0	0	0	0	0	0	0	0	0	0	0	0	0	0	0	0.0	0	0.0
	BENCH		76	1				16														0.0	1	
	TOTALS		76	242	403	644	76	880	48	93	6	7	40	42	27	8	18	20	2	8	1	25.0	2458	9.8

No.	GOALIE	GP	MINS	W	L	OT	SO	EN	GA	GAA	SOGP	SOW	SOL	SOGA	SOA	SO%	SA	SVS	SV%
33	Max Lagace	36	1976:51	23	9	2	4	9	76	2.31	1	0	1	2	2	0.000	842	766	0.910
35	* Amir Miftakhov	22	1129:01	7	8	3	1	3	57	3.03	1	0	1	2	2	0.000	523	466	0.891
60	* Hugo Alnefelt	23	1278:25	10	7	4	0	3	67	3.14	1	1	0	0	3	1.000	566	499	0.882
73	*x Corbin Kaczperski	4	169:14	1	2	0	0	2	10	3.55	0	0	0	0	0	0.000	77	67	0.870
	Empty Net		59:07						17								17		
	Totals	76	4612:38	41	26	9	5	17	227	2.95	3	1	2	4	7	0.429	2025	1798	0.888

x - inactive, * - rookie

Texas Stars Statistics

No.	PLAYER	POS	GP	G	A	PTS	+/-	PIM	PP	PPA	SHG	SHA	GW	FG	IG	OT	UA	EN	SOG	SOA	SGW	SO%	SH	SH%
9	Anthony Louis	LW	66	24	31	55	-3	22	11	15	0	0	3	1	2	0	1	0	4	7	2	57.1	162	14.8
25	Ty Dellandrea	C	68	23	27	50	-9	43	8	11	2	0	6	4	1	1	1	1	1	6	0	16.7	143	16.1
16	Curtis McKenzie	LW	72	21	29	50	-6	82	9	7	0	0	1	4	2	0	1	3	0	1	0	0.0	139	15.1
11	Joel L'Esperance	C	62	24	25	49	4	30	10	10	0	0	2	7	3	0	0	0	2	0	0	0.0	197	12.2
6	Ben Gleason	D	70	9	35	44	-4	57	2	19	0	0	1	3	0	1	2	0	0	2	0	0.0	134	6.7
12	Riley Damiani	C	55	13	23	36	-7	42	6	9	0	0	2	2	1	0	0	0	0	4	0	0.0	140	9.3
2	Ryan Shea	D	66	3	29	32	-4	23	1	8	0	0	0	0	1	0	1	1	0	0	0	0.0	82	3.7
18	Fredrik Karlstrom	C	65	16	13	29	-5	4	1	3	0	0	3	6	1	0	1	0	0	2	0	0.0	106	15.1
21	* Oskar Back	C	71	7	18	25	0	8	1	0	0	2	0	0	0	0	0	2	0	0	0	0.0	50	14.0
24	* Jordan Kawaguchi	C	49	6	17	23	-1	6	1	7	0	0	2	0	1	0	0	0	1	3	0	33.3	64	9.4
37	Josh Melnick	C	56	10	12	22	2	6	0	1	5	0	1	2	0	0	4	1	0	1	0	0.0	66	15.2
27	Riley Tufte	LW	54	10	10	20	-1	36	1	4	0	1	1	2	1	0	0	2	0	1	0	0.0	84	11.9
7	Alex Petrovic	D	71	5	14	19	-1	73	0	0	0	0	2	0	0	0	1	0	0	0	0	0.0	90	5.6
20	Tanner Kero	C	28	5	12	17	-3	10	3	4	0	0	0	0	0	0	0	0	2	3	0	66.7	48	10.4
34	x Marian Studenic (total)	RW	17	7	9	16	10	12	1	2	0	0	1	3	1	1	1	1	0	0	0	0.0	39	17.9
	UTI	RW	13	5	5	10	6	6	1	1	0	0	0	2	1	0	1	1	0	0	0	0.0	30	16.7
	TEX	RW	4	2	4	6	4	6	0	1	0	0	1	1	0	1	0	0	0	0	0	0.0	9	22.2
22	Rhett Gardner	C	66	7	9	16	-8	69	2	1	0	1	3	1	0	1	1	0	1	3	0	33.3	106	6.6
33	Joseph Cecconi	D	65	1	15	16	-6	52	0	0	0	1	0	0	1	0	1	1	0	0	0	0.0	93	1.1
10	Nicholas Caamano	RW	47	8	6	14	-6	40	0	0	1	0	0	4	0	0	0	0	0	2	0	0.0	66	12.1
38	Jerad Rosburg	D	65	4	10	14	6	83	0	1	1	0	0	0	0	0	0	1	0	0	0	0.0	89	4.5
19	Jeremy Gregoire	RW	49	7	5	12	-7	109	0	0	0	0	0	0	0	0	0	0	0	1	0	0.0	78	9.0
8	x Thomas Harley	D	27	0	11	11	-3	36	0	6	0	0	0	0	0	0	0	0	0	0	0	0.0	53	0.0
28	x Andreas Borgman	D	14	3	2	5	-5	10	1	0	0	0	0	0	1	0	0	0	0	0	0	0.0	31	9.7
34	*x Jacob Peterson	C	6	2	3	5	-1	6	0	1	0	0	0	0	0	0	0	0	0	0	0	0.0	13	15.4
4	* Michael Karow	D	13	1	4	5	3	2	0	0	0	0	1	0	0	0	0	0	0	0	0	0.0	15	6.7
39	* Yauheni Aksiantsiuk	LW	8	2	2	4	-4	2	1	1	0	0	0	0	1	0	0	0	0	0	0	0.0	7	28.6
28	x Will Merchant	LW	13	1	2	3	-3	4	0	0	0	0	0	1	0	0	0	0	0	0	0	0.0	12	8.3
5	Dawson Barteaux	D	30	1	2	3	-1	10	0	0	0	0	0	0	0	0	0	0	0	0	0	0.0	18	5.6
26	x Tye Felhaber	LW	14	2	0	2	-4	2	0	0	0	0	1	0	0	0	0	0	0	0	0	0.0	21	9.5
15	* Max Martin	D	13	0	2	2	-6	4	0	0	0	0	0	0	0	0	0	0	0	0	0	0.0	16	0.0
4	x Evan Wardley (total)	D	6	0	1	1	-1	8	0	0	0	0	0	0	0	0	0	0	0	0	0	0.0	6	0.0
	SYR	D	4	0	1	1	0	6	0	0	0	0	0	0	0	0	0	0	0	0	0	0.0	6	0.0
	TEX	D	2	0	0	0	-1	2	0	0	0	0	0	0	0	0	0	0	0	0	0	0.0	0	0.0
30	* Matt Jurusik (total)	G	22	0	1	1	0	2	0	0	0	0	0	0	0	0	0	0	0	0	0	0.0	0	0.0
	WBS	G	2	0	0	0	0	0	0	0	0	0	0	0	0	0	0	0	0	0	0	0.0	0	0.0
	TEX	G	20	0	1	1	0	2	0	0	0	0	0	0	0	0	0	0	0	0	0	0.0	0	0.0
30	x Ben Bishop	G	1	0	0	0	0	0	0	0	0	0	0	0	0	0	0	0	0	0	0	0.0	0	0.0
32	x Colton Point	G	5	0	0	0	0	0	0	0	0	0	0	0	0	0	0	0	0	0	0	0.0	0	0.0
35	Anton Khudobin	G	6	0	0	0	0	4	0	0	0	0	0	0	0	0	0	0	0	0	0	0.0	0	0.0
35	* Matthew Murray	G	6	0	0	0	0	0	0	0	0	0	0	0	0	0	0	0	0	0	0	0.0	0	0.0
26	* Alexey Lipanov (total)	C	8	0	0	0	-3	2	0	0	0	0	0	0	0	0	0	0	0	0	0	0.0	5	0.0
	SYR	C	1	0	0	0	0	0	0	0	0	0	0	0	0	0	0	0	0	0	0	0.0	0	0.0
	TEX	C	7	0	0	0	-3	2	0	0	0	0	0	0	0	0	0	0	0	0	0	0.0	5	0.0
29	x Jake Oettinger	G	10	0	0	0	0	0	0	0	0	0	0	0	0	0	0	0	0	0	0	0.0	0	0.0
31	*x Adam Scheel	G	31	0	0	0	0	2	0	0	0	0	0	0	0	0	0	0	0	0	0	0.0	0	0.0
	BENCH		72	2				8														0.0	2	
	TOTALS		72	219	373	590	-83	897	58	109	9	5	30	38	16	4	14	12	9	38	2	23.7	2139	10.2

No.	GOALIE	GP	MINS	W	L	OT	SO	EN	GA	GAA	SOGP	SOW	SOL	SOGA	SOA	SO%	SA	SVS	SV%
35	* Matthew Murray	6	356:49	5	1	0	1	0	10	1.68	0	0	0	0	0	0.000	188	178	0.947
35	Anton Khudobin	6	352:48	2	4	0	0	3	15	2.55	0	0	0	0	0	0.000	155	140	0.903
29	x Jake Oettinger	10	595:51	4	5	1	0	3	26	2.62	1	0	1	2	2	0.000	300	274	0.913
31	*x Adam Scheel	31	1672:30	11	10	7	0	6	81	2.91	5	1	4	11	30	0.633	827	746	0.902
30	* Matt Jurusik (total)	22	1222:02	10	6	4	1	2	60	2.95	1	0	1	1	3	0.667	609	549	0.901
	WBS	2	120:00	1	1	0	1	0	4	2.00	0	0	0	0	0	0.000	54	50	0.926
	TEX	20	1102:02	9	5	4	0	2	56	3.05	1	0	1	1	3	0.667	555	499	0.899
32	x Colton Point	5	190:43	1	2	0	0	0	14	4.40	1	1	0	0	3	1.000	89	75	0.843
30	x Ben Bishop	1	58:32	0	1	0	0	0	8	8.20	0	0	0	0	0	0.000	34	26	0.765

Empty Net																						
Totals	72	43	50	31	32	28	12	1	14	22	4	3.07	8	2	6	14	38	0.632	21	82	1938	0.896

x - inactive, * - rookie

Toronto Marlies Statistics

No.	PLAYER	POS	GP	G	A	PTS	+/-	PIM	PP	PPA	SHG	SHA	GW	FG	IG	OT	UA	EN	SOG	SOA	SGW	SO%	SH	SH%
13	Brett Seney	C	62	17	42	59	16	81	3	13	1	3	1	5	0	0	2	2	0	2	0	0.0	152	11.2
21	Joseph Duszak	D	61	7	45	52	3	62	0	25	1	0	1	1	0	1	1	0	0	1	0	0.0	115	6.1
16	* Alex Steeves	F	58	23	23	46	0	37	8	9	1	0	4	1	3	2	1	2	0	1	0	0.0	181	12.7
28	Joey Anderson	RW	56	26	16	42	8	19	8	7	5	0	3	5	3	2	0	2	3	3	1	100.0	145	17.9
9	* Bobby McMann	LW	61	24	11	35	-2	16	8	2	3	0	2	2	2	0	3	1	0	0	0	0.0	160	15.0
96	Josh Ho-Sang	RW	47	16	19	35	-8	24	6	5	0	0	4	2	3	2	1	0	2	2	0	100.0	79	20.3
39	* Curtis Douglas	C	67	13	21	34	8	86	0	2	0	0	0	4	2	0	2	0	0	0	0	0.0	102	12.7
19	* Semyon Der-Arguchintsev	C	51	13	19	32	-12	18	4	7	0	0	1	2	2	1	1	0	0	2	0	0.0	74	17.6
46	Joseph Blandisi	C	43	12	17	29	-3	48	3	3	1	1	5	3	2	0	2	1	0	0	0	0.0	66	18.2
89	Nick Robertson	LW	28	16	12	28	2	8	3	2	1	0	2	1	2	0	2	1	0	1	0	0.0	86	18.6
95	* Mikhail Abramov	C	66	7	21	28	-6	20	1	5	0	2	2	0	1	1	0	1	2	3	2	66.7	103	6.8
14	Antti Suomela	C	48	14	12	26	3	10	2	2	0	2	3	2	1	0	3	2	0	0	0	0.0	80	17.5
11	Mac Hollowell	D	45	5	21	26	10	44	0	7	0	0	1	2	0	0	0	0	0	0	0	0.0	58	8.6
7	* Filip Král	D	58	3	18	21	-1	24	1	5	0	3	0	0	0	0	0	0	0	1	0	0.0	71	4.2
52	Jack Kopacka	LW	52	9	7	16	-11	31	1	0	0	0	1	2	1	0	0	0	0	0	0	0.0	76	11.8
48	Carl Dahlström	D	49	0	14	14	10	10	0	0	0	1	0	0	0	0	0	0	0	0	0	0.0	43	0.0
40	Marc Michaelis	F	22	5	8	13	2	2	0	0	1	1	0	1	0	0	1	1	0	0	0	0.0	32	15.6
17	Richard Clune	LW	59	4	8	12	3	110	0	0	0	0	2	1	0	0	0	0	0	0	0	0.0	32	12.5
4	Chad Krys (total)	D	44	1	10	11	7	32	0	0	0	0	0	0	0	0	0	0	0	0	0	0.0	52	1.9
	RFD	D	8	0	1	1	-2	2	0	0	0	0	0	0	0	0	0	0	0	0	0	0.0	2	0.0
	TOR	D	36	1	9	10	9	30	0	0	0	0	0	0	0	0	0	0	0	0	0	0.0	50	2.0
44	Kristiāns Rubins	D	58	1	10	11	-1	24	0	0	0	2	0	1	0	0	0	0	0	0	0	0.0	70	1.4
94	x Kirill Semyonov	C	9	1	8	9	6	10	0	1	0	0	0	0	0	0	0	0	0	1	0	0.0	21	4.8
71	* Pavel Gogolev	LW	31	3	5	8	-9	10	1	1	0	0	0	0	0	0	0	0	0	1	0	0.0	26	11.5
5	Philippe Myers (total)	D	16	2	5	7	-3	23	0	0	0	1	0	0	1	0	0	0	0	0	0	0.0	37	5.4
	TOR	D	16	2	5	7	-3	23	0	0	0	1	0	0	1	0	0	0	0	0	0	0.0	37	5.4
3	x Alex Biega	D	31	1	6	7	13	28	0	0	0	2	0	1	0	0	0	0	0	0	0	0.0	43	2.3
6	Teemu Kivihalme	D	32	1	6	7	-9	16	0	0	0	0	0	0	0	0	0	0	0	0	0	0.0	36	2.8
12	*x Matthew Hellickson	D	26	1	5	6	-2	22	0	0	0	1	0	0	0	0	0	0	0	0	0	0.0	25	4.0
23	*x Ryan Chyzowski	F	23	5	0	5	-10	7	0	0	0	0	0	1	0	0	0	1	0	0	0	0.0	22	22.7
61	x Brennan Menell	D	20	1	4	5	-6	15	0	1	0	0	1	0	0	0	0	0	0	0	0	0.0	21	4.8
15	* Pontus Holmberg	C	6	2	2	4	-1	2	1	1	0	0	0	0	0	0	0	1	0	0	0	0.0	11	18.2
43	x Kyle Clifford (total)	LW	9	3	0	3	-1	6	0	0	0	0	0	0	0	0	0	1	0	0	0	0.0	18	16.7
	TOR	LW	9	3	0	3	-1	6	0	0	0	0	0	0	0	0	0	1	0	0	0	0.0	18	16.7
2	*x Noel Hoefenmayer	D	8	0	3	3	0	10	0	0	0	1	0	0	0	0	0	0	0	0	0	0.0	6	0.0
97	* Dmitry Ovchinnikov	LW	7	2	0	2	0	0	0	0	0	0	0	1	0	0	0	0	0	0	0	0.0	4	50.0
29	x Kurtis Gabriel	F	13	1	1	2	2	36	0	0	0	0	1	0	0	0	0	0	0	0	0	0.0	17	5.9
20	x Nick Ritchie	LW	2	1	0	1	-1	0	1	0	0	0	0	1	0	0	0	0	0	0	0	0.0	2	50.0
60	x Talor Joseph (total)	G	2	0	1	1	0	0	0	0	0	0	0	0	0	0	0	0	0	0	0	0.0	0	0.0
	TOR	G	2	0	1	1	0	0	0	0	0	0	0	0	0	0	0	0	0	0	0	0.0	0	0.0
5	*x Brennan Kapcheck	D	2	0	1	1	0	2	0	1	0	0	0	0	0	0	0	0	0	0	0	0.0	1	0.0
10	x Zach O'Brien	RW	5	0	1	1	-2	0	0	1	0	0	0	0	0	0	0	0	0	0	0	0.0	2	0.0
41	x Jeremy McKenna	RW	16	0	1	1	-6	4	0	0	0	0	0	0	0	0	0	0	0	0	0	0.0	15	0.0
36	*x Gordie Green	RW	1	0	0	0	0	0	0	0	0	0	0	0	0	0	0	0	0	0	0	0.0	0	0.0
35	x Petr Mrázek	G	1	0	0	0	0	0	0	0	0	0	0	0	0	0	0	0	0	0	0	0.0	0	0.0
35	x Andrew D'Agostini	G	2	0	0	0	0	0	0	0	0	0	0	0	0	0	0	0	0	0	0	0.0	0	0.0
42	*x Max Ellis	RW	2	0	0	0	-3	0	0	0	0	0	0	0	0	0	0	0	0	0	0	0.0	6	0.0
18	*x Graham Slaggert	C	2	0	0	0	3	0	0	0	0	0	0	0	0	0	0	0	0	0	0	0.0	3	0.0
24	*x Matteo Pietroniro	D	3	0	0	0	-5	5	0	0	0	0	0	0	0	0	0	0	0	0	0	0.0	3	0.0
25	*x Marc Johnstone	RW	4	0	0	0	0	2	0	0	0	0	0	0	0	0	0	0	0	0	0	0.0	5	0.0
45	*x Keith Petruzzelli	G	5	0	0	0	0	0	0	0	0	0	0	0	0	0	0	0	0	0	0	0.0	0	0.0
35	x Billy Christopoulos (total)	G	7	0	0	0	0	0	0	0	0	0	0	0	0	0	0	0	0	0	0	0.0	0	0.0
	CLT	G	3	0	0	0	0	0	0	0	0	0	0	0	0	0	0	0	0	0	0	0.0	0	0.0
	TOR	G	4	0	0	0	0	0	0	0	0	0	0	0	0	0	0	0	0	0	0	0.0	0	0.0
31	Joseph Woll	G	15	0	0	0	0	0	0	0	0	0	0	0	0	0	0	0	0	0	0	0.0	0	0.0
50	*x Erik Källgren	G	26	0	0	0	0	2	0	0	0	0	0	0	0	0	0	0	0	0	0	0.0	0	0.0
30	Michael Hutchinson	G	28	0	0	0	0	0	0	0	0	0	0	0	0	0	0	0	0	0	0	0.0	0	0.0
	BENCH		72	3				20														0.0	3	
	TOTALS		72	243	402	642	-4	924	51	100	14	20	34	39	23	9	19	16	7	18	3	38.9	2102	11.4

No.	GOALIE	GP	MINS	W	L	OT	SO	EN	GA	GAA	SOGP	SOW	SOL	SOGA	SOA	SO%	SA	SVS	SV%
35	x Andrew D'Agostini	2	66:54	0	0	0	0	0	3	2.69	0	0	0	0	0	0.000	31	28	0.903
50	*x Erik Källgren	26	1388:29	15	8	1	1	1	70	3.02	0	0	0	0	0	0.000	729	659	0.904
45	*x Keith Petruzzelli	5	231:07	3	1	0	0	0	12	3.12	0	0	0	0	0	0.000	122	110	0.902
35	x Billy Christopoulos (total)	7	335:06	3	4	0	0	2	18	3.22	0	0	0	0	0	0.000	170	152	0.894
	CLT	3	178:03	2	1	0	0	1	7	2.36	0	0	0	0	0	0.000	90	83	0.922
	TOR	4	157:03	1	3	0	0	1	11	4.20	0	0	0	0	0	0.000	80	69	0.863
30	Michael Hutchinson	28	1578:18	11	10	4	0	5	85	3.23	3	2	1	3	14	0.786	844	759	0.899
31	Joseph Woll	15	767:23	6	7	0	0	2	43	3.36	1	1	0	1	5	0.800	462	419	0.907
60	x Talor Joseph (total)	2	80:00	1	0	0	0	0	5	3.75	0	0	0	0	0	0.000	47	42	0.894
	TOR	2	80:00	1	0	0	0	0	5	3.75	0	0	0	0	0	0.000	47	42	0.894
35	x Petr Mrázek	1	59:34	0	1	0	0	1	4	4.03	0	0	0	0	0	0.000	26	22	0.846
	Empty Net		47:00						10								10		
	Totals	72	4375:48	37	30	5	2	10	243	3.33	4	3	1	4	19	0.789	2351	2108	0.897

Shared shutouts: Mar 17, 2022 vs Hershey: Michael Hutchinson and Joseph Woll

x - inactive, * - rookie

Tucson Roadrunners Statistics

No.	PLAYER	POS	GP	G	A	PTS	+/-	PIM	PP	PPA	SHG	SHA	GW	FG	IG	OT	UA	EN	SOG	SOA	SGW	SO%	SH	SH%
72	* Matias Maccelli	F	47	14	43	57	-8	20	5	23	0	0	0	3	2	0	2	0	1	3	0	33.3	105	13.3
21	Jan Jenik	C	51	17	30	47	-27	67	9	13	0	0	2	0	1	0	1	0	1	2	0	50.0	119	14.3
8	x Michael Carcone	RW	48	24	17	41	-11	62	8	11	0	0	2	5	1	0	3	0	1	1	1	100.0	180	13.3
24	Hudson Fasching	RW	51	14	23	37	-22	18	6	8	2	0	1	2	0	0	1	0	0	1	0	0.0	107	13.1
22	* Ben McCartney	LW	57	18	17	35	-22	60	9	8	0	0	2	3	2	1	0	1	0	0	0	0.0	116	15.5
39	Cameron Hebig	RW	68	13	12	25	-32	36	3	3	0	2	0	1	0	0	0	0	0	2	0	0.0	132	9.8
26	Travis Barron	LW	64	12	13	25	-17	71	1	0	1	0	0	3	1	0	0	1	0	0	0	0.0	99	12.1
17	Terry Broadhurst	LW	49	11	13	24	-27	4	3	4	0	0	3	1	0	0	0	0	2	3	1	66.7	80	13.8
4	x Cam Dineen	D	21	3	16	19	-14	6	2	9	0	0	0	0	0	0	0	0	0	0	0	0.0	51	5.9
77	x Victor Soderstrom	D	32	3	16	19	-12	24	2	11	0	1	0	1	0	0	0	0	0	0	0	0.0	87	3.4
2	* Cole Hults	D	54	7	10	17	-17	34	1	4	0	0	1	1	0	0	0	0	0	0	0	0.0	83	8.4
18	*x Vladislav Kolyachonok	D	33	2	12	14	1	10	0	4	0	0	2	1	0	2	0	0	0	0	0	0.0	46	4.3
90	*x Janis Moser	D	18	5	7	12	-3	11	3	4	0	0	2	0	0	0	0	0	0	0	0	0.0	29	17.2
15	x Bokondji Imama	LW	54	5	7	12	-21	178	0	4	0	0	2	0	0	0	0	0	0	0	0	0.0	51	9.8
91	Tyson Empey	F	63	3	9	12	-24	100	0	0	0	0	0	0	0	0	0	0	0	0	0	0.0	68	4.4
11	* Colin Theisen	F	16	5	6	11	-3	6	2	1	0	0	0	1	0	0	0	0	1	1	1	100.0	30	16.7
49	* Ty Emberson	D	58	4	7	11	-25	17	1	2	0	1	0	0	2	0	0	0	0	0	0	0.0	80	5.0
27	Doyle Somerby (total)	D	55	1	10	11	-15	47	0	0	0	1	0	0	0	0	0	0	0	0	0	0.0	57	1.8
	IA	D	14	0	1	1	0	21	0	0	0	0	0	0	0	0	0	0	0	0	0	0.0	17	0.0
	TUC	D	41	1	9	10	-15	26	0	0	0	1	0	0	0	0	0	0	0	0	0	0.0	40	2.5
5	Cameron Crotty	D	68	4	5	9	-28	30	0	0	0	0	0	2	0	0	0	0	0	0	0	0.0	111	3.6
76	Hudson Elynuik	F	22	3	6	9	-3	44	0	1	0	0	1	1	0	0	0	1	0	0	0	0.0	25	12.0
34	Stephen Harper (total)	C	40	3	3	6	-10	8	0	0	0	0	0	1	0	0	0	0	0	0	0	0.0	47	6.4
	CHI	C	6	0	0	0	-2	0	0	0	0	0	0	0	0	0	0	0	0	0	0	0.0	5	0.0
	TUC	C	34	3	3	6	-8	8	0	0	0	0	0	1	0	0	0	0	0	0	0	0.0	42	7.1
46	Andrew Nielsen (total)	D	16	1	5	6	-2	14	0	2	0	0	0	0	0	0	0	0	0	0	0	0.0	14	7.1
	TUC	D	16	1	5	6	-2	14	0	2	0	0	0	0	0	0	0	0	0	0	0	0.0	14	7.1
10	Blake Speers	C	52	2	3	5	-19	23	1	0	0	0	1	1	0	0	0	0	0	0	0	0.0	65	3.1
16	Ryan McGregor	C	17	1	4	5	-3	6	0	0	0	0	0	0	0	0	0	0	0	0	0	0.0	16	6.3
51	* Oliver Chau	F	10	0	4	4	-2	4	0	1	0	0	0	0	0	0	0	0	0	0	0	0.0	9	0.0
6	*x Matt Foley (total)	D	18	0	4	4	-2	8	0	0	0	0	0	0	0	0	0	0	0	0	0	0.0	8	0.0
	WBS	D	1	0	0	0	-1	0	0	0	0	0	0	0	0	0	0	0	0	0	0	0.0	0	0.0
	TUC	D	17	0	4	4	-1	8	0	0	0	0	0	0	0	0	0	0	0	0	0	0.0	8	0.0
94	* Liam Kirk	F	8	2	1	3	1	2	1	0	0	0	1	2	0	0	0	0	0	0	0	0.0	10	20.0
42	* Mitchell Lewandowski	F	14	2	1	3	-3	0	0	0	0	0	0	0	0	0	0	0	0	0	0	0.0	15	13.3
7	* Brandon Estes	D	10	0	3	3	4	0	0	0	0	0	0	0	0	0	0	0	0	0	0	0.0	14	0.0
41	Cedric Lacroix (total)	LW	36	0	3	3	-7	93	0	0	0	0	0	0	0	0	0	0	0	0	0	0.0	38	0.0
	CHI	LW	3	0	0	0	0	17	0	0	0	0	0	0	0	0	0	0	0	0	0	0.0	3	0.0
	TUC	LW	33	0	3	3	-7	76	0	0	0	0	0	0	0	0	0	0	0	0	0	0.0	35	0.0
7	x Lewis Zerter-Gossage	RW	8	0	2	2	0	2	0	0	0	0	0	0	0	0	0	0	0	0	0	0.0	6	0.0
71	x Chaz Reddekopp (total)	D	14	0	2	2	-10	9	0	0	0	0	0	0	0	0	0	0	0	0	0	0.0	7	0.0
	BEL	D	2	0	1	1	1	0	0	0	0	0	0	0	0	0	0	0	0	0	0	0.0	1	0.0
	TUC	D	12	0	1	1	-11	9	0	0	0	0	0	0	0	0	0	0	0	0	0	0.0	6	0.0
29	x Barrett Hayton	C	4	0	1	1	0	6	0	0	0	0	0	0	0	0	0	0	0	0	0	0.0	5	0.0
12	x Max Coatta	F	6	0	1	1	-2	2	0	0	0	0	0	0	0	0	0	0	0	0	0	0.0	6	0.0
13	x Stephen Baylis	F	12	0	1	1	-1	9	0	0	0	0	0	0	0	0	0	0	0	0	0	0.0	7	0.0
55	*x Vladislav Provolnev	D	17	0	1	1	-17	10	0	0	0	0	0	0	0	0	0	0	0	0	0	0.0	41	0.0
50	Ivan Prosvetov	G	45	0	1	1	0	0	0	0	0	0	0	0	0	0	0	0	0	0	0	0.0	0	0.0
44	*x Zack Andrusiak	LW	2	0	0	0	0	0	0	0	0	0	0	0	0	0	0	0	0	0	0	0.0	1	0.0
25	*x Ryan Da Silva	D	2	0	0	0	0	0	0	0	0	0	0	0	0	0	0	0	0	0	0	0.0	1	0.0
37	x Dysin Mayo	D	2	0	0	0	-1	2	0	0	0	0	0	0	0	0	0	0	0	0	0	0.0	3	0.0
31	x Zane McIntyre	G	3	0	0	0	0	0	0	0	0	0	0	0	0	0	0	0	0	0	0	0.0	0	0.0
47	*x Philip Lagunov	C	4	0	0	0	1	2	0	0	0	0	0	0	0	0	0	0	0	0	0	0.0	1	0.0
78	*x David Tendeck	G	4	0	0	0	0	0	0	0	0	0	0	0	0	0	0	0	0	0	0	0.0	0	0.0
35	*x Rasmus Korhonen	G	5	0	0	0	0	0	0	0	0	0	0	0	0	0	0	0	0	0	0	0.0	0	0.0
20	x Logan Nelson	F	5	0	0	0	-2	2	0	0	0	0	0	0	0	0	0	0	0	0	0	0.0	9	0.0
11	x Avery Peterson (total)	F	5	0	0	0	-3	7	0	0	0	0	0	0	0	0	0	0	0	0	0	0.0	8	0.0
	MIL	F	5	0	0	0	-3	7	0	0	0	0	0	0	0	0	0	0	0	0	0	0.0	8	0.0
9	x Anthony Rinaldi	F	6	0	0	0	-2	0	0	0	0	0	0	0	0	0	0	0	0	0	0	0.0	4	0.0
3	*x Quinn Wichers	D	16	0	0	0	-5	4	0	0	0	0	0	0	0	0	0	0	0	0	0	0.0	8	0.0
32	Josef Korenar	G	22	0	0	0	0	2	0	0	0	0	0	0	0	0	0	0	0	0	0	0.0	0	0.0

	BENCH		68	3				18												0.0	3			
	TOTALS		68	182	317	496	-410	1033	57	113	3	5	20	29	9	3	7	3	6	13	3	46.2	1968	9.1

No.	GOALIE	GP	MINS	W	L	OT	SO	EN	GA	GAA	SOGP	SOW	SOL	SOGA	SOA	SO%	SA	SVS	SV%
78	*x David Tendeck	4	130:47	1	1	0	0	0	5	2.29	0	0	0	0	0	0.000	63	58	0.921
31	x Zane McIntyre	3	175:40	2	1	0	0	0	8	2.73	0	0	0	0	0	0.000	83	75	0.904
35	*x Rasmus Korhonen	5	242:00	2	2	0	0	2	12	2.98	0	0	0	0	0	0.000	108	96	0.889
50	Ivan Prosvetov	45	2474:10	15	22	5	2	6	151	3.66	3	3	0	2	9	0.778	1263	1112	0.880
32	Josef Korenar	22	1049:09	3	13	1	0	5	78	4.46	1	0	1	1	2	0.500	538	460	0.855
	Empty Net		42:49						13								13		
	Totals	68	4114:35	23	39	6	2	13	267	3.89	4	3	1	3	11	0.727	2068	1801	0.871

x - inactive, * - rookie

Utica Comets Statistics

No.	PLAYER	POS	GP	G	A	PTS	+/-	PIM	PP	PPA	SHG	SHA	GW	FG	IG	OT	UA	EN	SOG	SOA	SGW	SO%	SH	SH%
7	Chase De Leo	C	55	21	35	56	-3	18	5	13	0	1	3	5	3	0	1	2	0	0	0	0.0	180	11.7
20	Fabian Zetterlund	C	58	24	28	52	5	8	8	9	0	1	7	2	3	2	0	3	1	2	1	50.0	175	13.7
17	A.J. Greer	LW	53	22	30	52	10	102	5	8	4	2	2	4	2	0	3	4	1	2	1	50.0	118	18.6
9	* Alexander Holtz	F	52	26	25	51	-3	10	7	6	0	0	3	4	3	1	0	0	1	3	0	33.3	167	15.6
22	Reilly Walsh	D	70	9	34	43	12	16	2	15	0	0	4	2	0	1	0	0	0	0	0	0.0	112	8.0
5	Robbie Russo	D	70	3	32	35	6	21	1	13	0	2	1	0	0	0	0	0	0	0	0	0.0	117	2.6
26	Ryan Schmelzer	C	64	18	14	32	6	26	4	4	2	0	1	4	2	0	1	1	0	0	0	0.0	118	15.3
25	Nolan Foote	LW	55	14	18	32	15	48	2	7	1	0	2	3	2	0	0	3	0	1	0	0.0	92	15.2
33	Frederik Gauthier	F	51	8	24	32	17	15	2	2	2	3	1	3	0	0	1	0	0	0	0	0.0	60	13.3
15	Joe Gambardella	C	65	10	21	31	5	30	1	6	1	1	1	3	0	0	2	1	0	0	0	0.0	78	12.8
16	x Nate Schnarr	C	43	13	13	26	12	26	2	4	0	0	3	0	2	0	0	1	0	0	0	0.0	70	18.6
10	Brian Flynn	C	61	13	13	26	-5	24	2	4	0	0	2	0	3	0	0	2	0	1	0	0.0	95	13.7
77	* Aarne Talvitie	C	68	12	12	24	13	22	0	1	2	0	2	2	2	1	1	2	0	0	0	0.0	61	19.7
92	Graeme Clarke	RW	52	10	14	24	2	30	2	2	0	0	3	3	2	0	1	1	0	1	0	0.0	100	10.0
23	Tyler Wotherspoon	D	53	3	18	21	26	22	1	1	1	1	0	0	2	0	1	1	0	0	0	0.0	76	3.9
2	Michael Vukojevic	D	54	3	14	17	7	36	0	0	0	0	1	0	0	0	0	0	0	0	0	0.0	45	6.7
88	Kevin Bahl	D	54	3	13	16	15	52	0	0	0	0	1	1	0	1	0	0	0	0	0	0.0	39	7.7
12	* Tyce Thompson	F	16	6	9	15	-1	16	3	1	0	0	1	2	1	0	0	1	0	0	0	0.0	30	20.0
39	Samuel Laberge	LW	53	5	8	13	4	58	0	0	0	0	1	0	0	0	0	0	0	0	0	0.0	45	11.1
82	Nikita Okhotiuk	D	63	3	9	12	10	68	0	0	0	1	1	1	0	0	0	0	0	0	0	0.0	55	5.5
27	x Marian Studenic	RW	13	5	5	10	6	6	1	1	0	0	0	2	1	0	1	1	0	0	0	0.0	30	16.7
38	Jeremy Groleau	D	50	2	7	9	-3	18	0	0	0	0	1	1	0	0	0	0	0	0	0	0.0	43	4.7
90	x Jesper Boqvist	LW	7	2	6	8	6	2	0	1	0	0	0	0	1	0	0	1	0	0	0	0.0	10	20.0
14	Tyler Irvine	RW	20	2	3	5	-6	8	0	0	0	1	0	0	0	0	1	0	0	0	0	0.0	23	8.7
21	Patrick Grasso	F	9	1	3	4	-3	0	1	0	0	0	0	0	0	0	0	0	0	0	0	0.0	14	7.1
6	x Colton White	D	6	3	0	3	1	6	0	0	0	0	0	0	0	0	0	0	0	0	0	0.0	15	20.0
24	* Brian Halonen	F	12	2	1	3	-4	4	1	0	0	0	0	1	0	0	0	0	0	0	0	0.0	22	9.1
11	*x Luke Stevens	LW	8	0	2	2	4	0	0	0	0	0	0	0	0	0	0	0	0	0	0	0.0	5	0.0
60	* Jarrod Gourley	D	4	1	0	1	-6	0	0	0	0	0	0	0	0	0	0	0	0	0	0	0.0	7	14.3
18	x Nick Rivera	C	9	0	1	1	0	7	0	0	0	0	0	0	0	0	0	0	0	0	0	0.0	5	0.0
11	x Christopher Lijdsman	D	1	0	0	0	0	2	0	0	0	0	0	0	0	0	0	0	0	0	0	0.0	0	0.0
51	* Garrett Van Wyhe	F	1	0	0	0	0	0	0	0	0	0	0	0	0	0	0	0	0	0	0	0.0	0	0.0
11	x Shane Harper	LW	2	0	0	0	-2	4	0	0	0	0	0	0	0	0	0	0	0	0	0	0.0	1	0.0
11	*x Joe Masonius	D	3	0	0	0	0	2	0	0	0	0	0	0	0	0	0	0	0	0	0	0.0	2	0.0
44	* Tim Theocharidis	D	9	0	0	0	-3	6	0	0	0	0	0	0	0	0	0	0	0	0	0	0.0	9	0.0
34	* Mareks Mitens	G	17	0	0	0	0	0	0	0	0	0	0	0	0	0	0	0	0	0	0	0.0	0	0.0
35	* Nico Daws	G	21	0	0	0	0	0	0	0	0	0	0	0	0	0	0	0	0	0	0	0.0	0	0.0
13	Patrick McGrath	RW	26	0	0	0	-4	67	0	0	0	0	0	0	0	0	0	0	0	0	0	0.0	8	0.0
93	* Akira Schmid	G	38	0	0	0	0	4	0	0	0	0	0	0	0	0	0	0	0	0	0	0.0	0	0.0
	BENCH		72	2				28														0.0	2	
	TOTALS		72	246	412	656	139	812	50	98	13	13	41	43	29	6	13	24	3	10	2	30.0	2029	12.0

No.	GOALIE	GP	MINS	W	L	OT	SO	EN	GA	GAA	SOGP	SOW	SOL	SOGA	SOA	SO%	SA	SVS	SV%
35	* Nico Daws	21	1205:20	14	4	2	1	2	51	2.54	0	0	0	0	0	0.000	605	554	0.916
93	* Akira Schmid	38	2166:40	22	8	5	2	2	94	2.60	1	1	0	0	4	1.000	1061	967	0.911
34	* Mareks Mitens	17	959:47	7	8	2	0	3	53	3.31	2	1	1	2	6	0.667	475	422	0.888
	Empty Net		35:38						7								7		
	Totals	72	4367:25	43	20	9	3	7	205	2.82	3	2	1	2	10	0.800	2148	1943	0.905

x - inactive, * - rookie

Wilkes-Barre/Scranton Penguins Statistics

No.	PLAYER	POS	GP	G	A	PTS	+/-	PIM	PP	PPA	SHG	SHA	GW	FG	IG	OT	UA	EN	SOG	SOA	SGW	SO%	SH	SH%
19	Alexander Nylander (total)	RW	67	22	20	42	-11	10	7	9	0	0	5	5	3	1	0	1	2	5	1	40.0	149	14.8
	RFD	RW	23	8	4	12	-10	2	2	3	0	0	3	1	1	0	0	1	1	2	0	0.5	51	15.7
	WBS	RW	44	14	16	30	-1	8	5	6	0	0	2	4	2	1	0	0	1	3	1	0.3	98	14.3
48	Valtteri Puustinen	RW	73	20	22	42	-15	14	7	10	0	0	3	7	0	2	1	0	0	5	0	0.0	183	10.9
22	* Sam Poulin	LW	72	16	21	37	-8	51	3	7	0	0	1	4	1	0	1	1	0	1	0	0.0	150	10.7
50	Juuso Riikola	D	53	1	34	35	-10	24	1	16	0	0	0	1	0	0	0	0	0	0	0	0.0	97	1.0
36	Felix Robert	C	63	16	18	34	19	30	3	0	0	0	2	2	2	0	1	0	0	0	0	0.0	125	12.8
26	Michael Chaput	C	57	12	21	33	11	34	5	4	1	0	1	2	0	0	1	0	0	0	0	0.0	71	16.9
57	Pierre-Olivier Joseph	D	61	10	23	33	8	44	1	8	0	0	2	2	0	0	1	2	0	0	0	0.0	148	6.8
10	*x Drew O'Connor	LW	33	12	20	32	0	19	3	8	0	2	2	3	1	0	1	1	0	2	0	0.0	115	10.4
15	Jordy Bellerive	C	72	8	21	29	2	112	0	0	0	0	1	0	1	1	1	0	0	1	0	0.0	118	6.8
51	* Filip Hallander	LW	61	14	14	28	-1	22	2	3	1	0	3	2	2	1	1	0	0	0	0	0.0	143	9.8
44	Jonathan Gruden	LW	75	10	17	27	-3	78	0	0	1	1	1	1	4	0	1	4	0	0	0	0.0	79	12.7
7	Mitch Reinke	D	63	3	24	27	17	6	0	9	0	0	0	0	0	0	0	0	0	0	0	0.0	89	3.4
9	Radim Zohorna	C	39	12	9	21	-9	10	6	4	0	0	1	5	2	0	0	0	0	2	0	0.0	75	16.0
39	* Kyle Olson	RW	71	12	9	21	4	68	0	0	0	0	3	1	1	0	1	1	0	0	0	0.0	97	12.4
17	Anthony Angello	RW	44	7	12	19	-4	27	2	2	1	0	2	1	0	0	1	0	1	2	0	50.0	71	9.9
28	Cam Lee	D	61	1	18	19	-5	71	0	1	0	0	0	0	0	0	0	0	0	0	0	0.0	111	0.9
34	* Nathan Legare	RW	57	7	9	16	-8	30	3	1	0	0	1	0	1	1	0	0	0	0	0	0.0	109	6.4
4	Taylor Fedun	D	44	5	11	16	12	18	0	0	0	1	1	1	1	1	1	1	0	0	0	0.0	81	6.2
12	Matt Bartkowski	D	72	4	12	16	7	29	0	0	0	1	1	1	0	0	0	0	0	0	0	0.0	104	3.8
20	Kasper Bjorkqvist	RW	54	8	4	12	-3	28	0	0	0	1	1	3	0	1	0	0	0	0	0	0.0	66	12.1
13	x Jan Drozg	RW	23	4	6	10	0	8	0	1	0	0	0	0	0	0	0	0	0	0	0	0.0	24	16.7
6	x Chris Bigras	D	28	3	7	10	-1	12	0	0	0	0	2	0	0	0	1	0	0	0	0	0.0	25	12.0
47	*x Sam Houde	C	19	1	5	6	4	6	0	1	0	0	0	1	0	0	0	0	0	0	0	0.0	13	7.7
8	Will Reilly	D	40	1	4	5	-8	24	0	0	0	1	1	0	0	0	0	0	0	0	0	0.0	48	2.1
23	Jamie Devane	LW	27	3	1	4	1	35	0	0	0	0	1	1	1	0	0	0	0	0	0	0.0	24	12.5
21	x Patrick Watling (total)	C	5	1	2	3	0	0	0	1	0	0	1	0	0	0	0	0	0	0	0	0.0	4	25.0
	SYR	C	2	0	2	2	-1	0	0	1	0	0	0	0	0	0	0	0	0	0	0	0.0	1	0.0
	WBS	C	3	1	0	1	1	0	0	0	0	0	1	0	0	0	0	0	0	0	0	0.0	3	33.3
5	*x Chris Ortiz	D	8	1	1	2	0	2	0	0	0	0	0	0	0	0	0	0	0	0	0	0.0	10	10.0
25	Niclas Almari	D	13	1	1	2	0	2	0	0	0	0	1	0	0	0	0	0	0	0	0	0.0	12	8.3
14	x Justin Almeida	LW	7	1	0	1	-2	0	0	0	0	0	0	0	0	0	0	0	0	0	0	0.0	7	14.3
16	*x Matt Alfaro	C	3	0	1	1	-2	0	0	0	0	0	0	0	0	0	0	0	0	0	0	0.0	3	0.0
30	*x Joel Blomqvist	G	1	0	0	0	0	0	0	0	0	0	0	0	0	0	0	0	0	0	0	0.0	0	0.0
42	*x Matt Foley	D	1	0	0	0	-1	0	0	0	0	0	0	0	0	0	0	0	0	0	0	0.0	0	0.0
55	x Pascal Laberge	RW	1	0	0	0	0	0	0	0	0	0	0	0	0	0	0	0	0	0	0	0.0	1	0.0
38	* Clayton Phillips	D	1	0	0	0	0	0	0	0	0	0	0	0	0	0	0	0	0	0	0	0.0	0	0.0
52	x Mark Friedman	D	2	0	0	0	-1	2	0	0	0	0	0	0	0	0	0	0	0	0	0	0.0	2	0.0
59	* Ty Glover	C	2	0	0	0	0	0	0	0	0	0	0	0	0	0	0	0	0	0	0	0.0	3	0.0
30	*x Matt Jurusik	G	2	0	0	0	0	0	0	0	0	0	0	0	0	0	0	0	0	0	0	0.0	0	0.0
2	x Dylan MacPherson	D	2	0	0	0	-1	0	0	0	0	0	0	0	0	0	0	0	0	0	0	0.0	5	0.0
24	x Josh Maniscalco	D	2	0	0	0	-4	12	0	0	0	0	0	0	0	0	0	0	0	0	0	0.0	2	0.0
3	*x Adam Smith	D	2	0	0	0	-2	0	0	0	0	0	0	0	0	0	0	0	0	0	0	0.0	1	0.0
18	* Corey Andonovski	RW	5	0	0	0	-1	2	0	0	0	0	0	0	0	0	0	0	0	0	0	0.0	3	0.0
18	x Nick Hutchison	C	5	0	0	0	-6	8	0	0	0	0	0	0	0	0	0	0	0	0	0	0.0	5	0.0
42	* Colin Swoyer	D	5	0	0	0	-2	2	0	0	0	0	0	0	0	0	0	0	0	0	0	0.0	3	0.0
31	* Filip Lindberg	G	7	0	0	0	0	0	0	0	0	0	0	0	0	0	0	0	0	0	0	0.0	0	0.0
70	x Louis Domingue	G	22	0	0	0	0	2	0	0	0	0	0	0	0	0	0	0	0	0	0	0.0	1	0.0
33	* Alex D'Orio	G	22	0	0	0	0	0	0	0	0	0	0	0	0	0	0	0	0	0	0	0.0	0	0.0
37	* Tommy Nappier	G	25	0	0	0	0	0	0	0	0	0	0	0	0	0	0	0	0	0	0	0.0	0	0.0
	BENCH		76	1				22														0.0	1	
	TOTALS		76	209	361	569	-12	862	41	81	4	7	34	42	19	8	13	10	2	16	1	12.5	2326	8.9

No.	GOALIE	GP	MINS	W	L	OT	SO	EN	GA	GAA	SOGP	SOW	SOL	SOGA	SOA	SO%	SA	SVS	SV%
30	*x Matt Jurusik	2	120:00	1	1	0	1	0	4	2.00	0	0	0	0	0	0.000	54	50	0.926
30	*x Joel Blomqvist	1	58:33	0	1	0	0	1	2	2.05	0	0	0	0	0	0.000	27	25	0.926
70	x Louis Domingue	22	1292:10	10	9	2	0	5	52	2.41	2	0	2	2	7	0.714	687	635	0.924
31	* Filip Lindberg	7	370:07	4	2	0	0	0	17	2.76	0	0	0	0	0	0.000	201	184	0.915

37	* Tommy Nappier	25	1440:28	13	10	2	1	5	69	2.87	2	1	1	2	6	0.667	667	598	0.897
33	Alex D'Orio	22	1277:30	7	10	4	1	4	62	2.91	1	0	1	1	2	0.500	583	521	0.894
	Empty Net		56:56						15								15		
	Totals	76	4615:44	35	33	8	3	15	221	2.87	5	1	4	5	15	0.667	2234	2013	0.901

x - inactive, * - rookie

