



**GRAND RAPIDS GRIFFINS**

**2021-22 SEASON**

**MEDIA GUIDE**

## GRAND RAPIDS GRIFFINS 2021-22 MEDIA GUIDE

**The Grand Rapids Griffins**

2021-22 Schedule .....	2
Ticket Information .....	2
Team Directory .....	3
Owners .....	7
Executives .....	8
Hockey Staff .....	11
Front Office Staff .....	25
Player Biographies.....	27
Detroit Red Wings.....	81
Toledo Walleye .....	83
Lord Stanley and the Griffins .....	84
Griffins in the Olympics .....	85

**Seasons in Review**

2020-21 Season.....	87
2019-20 Season.....	89
2018-19 Season.....	91
2017-18 Season.....	94
2016-17 Season.....	97
2015-16 Season.....	101
2014-15 Season.....	104
2013-14 Season.....	107
2012-13 Season.....	110
2011-12 Season.....	114
2010-11 Season.....	116
2009-10 Season.....	118
2008-09 Season.....	120
2007-08 Season.....	123
2006-07 Season.....	125
2005-06 Season.....	128
2004-05 Season.....	131
2003-04 Season.....	133
2002-03 Season.....	136
2001-02 Season.....	139
2000-01 Season.....	142
1999-00 Season.....	145
1998-99 Season.....	148
1997-98 Season.....	150
1996-97 Season.....	153

**Record Book**

All-Time Roster .....	156
All-Time Goaltender Roster .....	164
Coaching & GM History and Records .....	165
All-Time Jersey Numbers.....	166
Team Records – Regular Season .....	168
All-Time Penalty Shots .....	172
Individual Records – Regular Season.....	174
All-Time Overtime Goals.....	176
Goaltending Records – Regular Season .....	178
All-Time Hat Tricks.....	180

All-Time Shutouts.....	181
All-Time Leaders – Regular Season.....	183
Team Records – Playoffs.....	192
Individual Records – Playoffs.....	195
Playoff History .....	197
All-Time Leaders – Playoffs .....	200
All-Time Award Winners.....	208
Griffins in the NHL .....	211

**American Hockey League**

AHL Staff Directory .....	215
2021-22 Alignment.....	215
2021-22 Playoff Format.....	215
Abbotsford Canucks.....	216
Bakersfield Condors .....	216
Belleville Senators .....	217
Bridgeport Islanders.....	217
Charlotte Checkers.....	218
Chicago Wolves .....	219
Cleveland Monsters.....	220
Colorado Eagles.....	221
Hartford Wolf Pack .....	221
Henderson Silver Knights.....	222
Hershey Bears .....	222
Iowa Wild.....	223
Laval Rocket.....	223
Lehigh Valley Phantoms.....	224
Manitoba Moose .....	225
Milwaukee Admirals.....	226
Ontario Reign .....	227
Providence Bruins.....	227
Rochester Americans.....	228
Rockford IceHogs .....	229
San Diego Gulls .....	230
San Jose Barracuda.....	230
Springfield Thunderbirds.....	231
Stockton Heat.....	231
Syracuse Crunch.....	232
Texas Stars.....	233
Toronto Marlies .....	234
Tucson Roadrunners.....	235
Utica Comets.....	235
Wilkes-Barre/Scranton Penguins .....	236
Griffins All-Time Versus Opponents .....	237

**Media Information**

Media Information.....	239
Griffins Media Directory .....	240
Griffins On the Air.....	240
Griffins Youth Foundation.....	241
Van Andel Arena.....	244
Home Attendance .....	244

**Editor:**

Assistant Editor:

Graphic Design:

Photography:

Other Images Courtesy of:

Copyright 2021 by:

Randy Cleves

Andrew Streitell

Jessica Albert-Huynh

Mark Newman, Nicolas Carrillo and Sam Iannamico

Detroit Red Wings, DP Fox, Getty Images,  
Griffins Youth Foundation, Iowa Wild, Toledo Walleye,  
Warner Norcross & Judd LLP and WOOD TV-8

Grand Rapids Griffins

130 W. Fulton, Suite 111

Grand Rapids, MI 49503

[griffinshockey.com](http://griffinshockey.com)

(616) 774-4585

Fax: (616) 336-5464

## 2021-22 GRAND RAPIDS GRIFFINS SCHEDULE

## OCTOBER

<b>Fri.</b>	<b>15</b>	<b>ROCKFORD</b>	<b>7 p.m.</b>
Sat.	16	@ Milwaukee	7 p.m.
Fri.	22	@ Manitoba	8 p.m.
Sun.	24	@ Manitoba	3 p.m.
<b>Wed.</b>	<b>27</b>	<b>CHICAGO</b>	<b>7 p.m.</b>
<b>Sat.</b>	<b>30</b>	<b>MILWAUKEE</b>	<b>7 p.m.</b>
<b>Sun.</b>	<b>31</b>	<b>CHICAGO</b>	<b>4 p.m.</b>

## NOVEMBER

Fri.	5	@ Iowa	7 p.m.
Sat.	6	@ Rockford	7 p.m.
<b>Fri.</b>	<b>12</b>	<b>MANITOBA</b>	<b>7 p.m.</b>
<b>Sat.</b>	<b>13</b>	<b>MANITOBA</b>	<b>7 p.m.</b>
<b>Wed.</b>	<b>17</b>	<b>CHICAGO</b>	<b>11 a.m.</b>
Fri.	19	@ Texas	8 p.m.
Sat.	20	@ Texas	8 p.m.
Wed.	24	@ Milwaukee	8 p.m.
<b>Fri.</b>	<b>26</b>	<b>CHICAGO</b>	<b>7 p.m.</b>
Sun.	28	@ Chicago	4 p.m.

## DECEMBER

<b>Fri.</b>	<b>3</b>	<b>ROCKFORD</b>	<b>7 p.m.</b>
<b>Sat.</b>	<b>4</b>	<b>ROCKFORD</b>	<b>7 p.m.</b>
Mon.	6	@ Cleveland	7 p.m.
Fri.	10	@ Manitoba	8 p.m.
Sat.	11	@ Manitoba	7 p.m.
<b>Sat.</b>	<b>18</b>	<b>TORONTO</b>	<b>7 p.m.</b>
<b>Sun.</b>	<b>19</b>	<b>TORONTO</b>	<b>4 p.m.</b>
<b>Wed.</b>	<b>22</b>	<b>MILWAUKEE</b>	<b>7 p.m.</b>
Mon.	27	@ Cleveland	7 p.m.
<b>Fri.</b>	<b>31</b>	<b>MILWAUKEE</b>	<b>6 p.m.</b>

## JANUARY

Sat.	1	@ Milwaukee	7 p.m.
Sun.	2	@ Chicago	4 p.m.
<b>Wed.</b>	<b>5</b>	<b>MILWAUKEE</b>	<b>7 p.m.</b>
<b>Fri.</b>	<b>7</b>	<b>IOWA</b>	<b>7 p.m.</b>
<b>Sat.</b>	<b>8</b>	<b>CLEVELAND</b>	<b>7 p.m.</b>
Wed.	12	@ Chicago	8 p.m.
<b>Fri.</b>	<b>14</b>	<b>MANITOBA</b>	<b>7 p.m.</b>
<b>Sat.</b>	<b>15</b>	<b>MANITOBA</b>	<b>7 p.m.</b>
Tue.	18	@ Cleveland	7 p.m.
<b>Sat.</b>	<b>22</b>	<b>MILWAUKEE</b>	<b>7 p.m.</b>
<b>Wed.</b>	<b>26</b>	<b>MILWAUKEE</b>	<b>7 p.m.</b>
Fri.	28	@ Chicago	8 p.m.
Sat.	29	@ Milwaukee	7 p.m.

## FEBRUARY

<b>Fri.</b>	<b>4</b>	<b>ONTARIO</b>	<b>7 p.m.</b>
<b>Sat.</b>	<b>5</b>	<b>ONTARIO</b>	<b>7 p.m.</b>
Thu.	10	@ Iowa	8 p.m.
Fri.	11	@ Iowa	8 p.m.
Tue.	15	@ Texas	8 p.m.
Wed.	16	@ Texas	8 p.m.
<b>Sat.</b>	<b>19</b>	<b>ROCKFORD</b>	<b>7 p.m.</b>
Sun.	20	@ Rockford	5 p.m.
Wed.	23	@ Cleveland	7 p.m.
<b>Fri.</b>	<b>25</b>	<b>BAKERSFIELD</b>	<b>7 p.m.</b>
<b>Sat.</b>	<b>26</b>	<b>BAKERSFIELD</b>	<b>7 p.m.</b>

## MARCH

<b>Fri.</b>	<b>4</b>	<b>IOWA</b>	<b>7 p.m.</b>
<b>Sat.</b>	<b>5</b>	<b>IOWA</b>	<b>7 p.m.</b>
Sun.	6	@ Milwaukee	6 p.m.
<b>Wed.</b>	<b>9</b>	<b>CHICAGO</b>	<b>7 p.m.</b>
<b>Fri.</b>	<b>11</b>	<b>CLEVELAND</b>	<b>7 p.m.</b>
Sun.	13	@ Chicago	4 p.m.
<b>Wed.</b>	<b>16</b>	<b>TEXAS</b>	<b>7 p.m.</b>
<b>Fri.</b>	<b>18</b>	<b>TEXAS</b>	<b>7 p.m.</b>
Sat.	19	@ Rockford	7 p.m.
Tue.	22	@ Ontario	10 p.m.
Fri.	25	@ Bakersfield	10 p.m.
Sat.	26	@ Bakersfield	10 p.m.
Sun.	27	@ Ontario	6 p.m.

## APRIL

<b>Fri.</b>	<b>1</b>	<b>TEXAS</b>	<b>7 p.m.</b>
<b>Sat.</b>	<b>2</b>	<b>TEXAS</b>	<b>7 p.m.</b>
Sun.	3	@ Milwaukee	6 p.m.
<b>Wed.</b>	<b>6</b>	<b>CLEVELAND</b>	<b>7 p.m.</b>
Sat.	9	@ Toronto	4 p.m.
Sun.	10	@ Toronto	4 p.m.
<b>Wed.</b>	<b>13</b>	<b>CLEVELAND</b>	<b>7 p.m.</b>
<b>Fri.</b>	<b>15</b>	<b>IOWA</b>	<b>7 p.m.</b>
Tue.	19	@ Iowa	8 p.m.
Wed.	20	@ Rockford	8 p.m.
<b>Fri.</b>	<b>22</b>	<b>CHICAGO</b>	<b>7 p.m.</b>
Sun.	24	@ Chicago	4 p.m.

All Times Eastern

Dates, Opponents and Times Subject to Change  
Games Broadcast on WOOD 106.9 FM/1300 AM,  
96.1 The Game (including all playoff games), AHLTV  
and iHeartRadio

## GRIFFINS TICKET INFORMATION

Tickets for all 2021-22 Grand Rapids Griffins home games may be purchased through the following methods:

- In person at The Zone on the west side of Van Andel Arena (advance sales), or at the Van Andel Arena box office (game night only);
- Through the Griffins App for iPhone and Android;
- Online at [griffinshockey.com/buytickets](http://griffinshockey.com/buytickets);
- By phone at (616) 774-4585 or (800) 2-HOCKEY.

Advance single-game ticket prices start at \$14-\$23 in the arena's upper level, and \$22-\$37 in the lower level (additional \$3 per ticket on day of game). Full-season, select-season and group tickets may be purchased by calling the Griffins at (616) 774-4585 or (800) 2-HOCKEY.



## GRAND RAPIDS GRIFFINS

130 West Fulton, Suite 111  
Grand Rapids, MI 49503

griffinshockey.com  
facebook.com/grgriffins  
twitter.com/griffinshockey

Office/Tickets: (616) 774-4585 or (800) 2-HOCKEY

Fax: (616) 336-5464

Press Box: (616) 742-6410



### Executive

Co-Owner/CEO/Governor

Co-Owner & Chairman

President & COO – DP Fox

Alternate Governor – Griffins/Senior Vice President – DP Fox  
President

Vice President of Community Relations and Broadcasting

Vice President of Corporate Sales

Vice President of Ticket Sales and Digital Marketing

Dan DeVos

David Van Andel

Diane Maher

Scott Gorsline

Tim Gortsema

Bob Kaser

Sean Wright

Matt Batchelder

### Hockey Operations

General Manager – Griffins/Asst. GM – Detroit Red Wings

Head Coach

Assistant Coaches

Goaltending Development Coach

Video Coach

Athletic Trainer

Assistant Athletic Trainer

Equipment Manager

Assistant Equipment Manager

Strength and Conditioning Coordinator

Executive Assistant

Pat Verbeek

Ben Simon

Matt Macdonald, Todd Krygier,

Mike Knuble

Brian Mahoney-Wilson

Justin DeMartino

Josh Chapman

Anthony Polazzo

Brad Thompson

Charlie Kaser

Marcus Kinney

Kelly Pawlak

### Public & Community Relations

Senior Director of Public and Community Relations

Public Relations Manager

Graphic Designer

Executive Director – Griffins Youth Foundation

Public Relations Interns

Randy Cleves

Andrew Streitl

Jessica Albert-Huynh

Kirk Morgan

Derek Patterson, Shawn Robinson

### Sales & Marketing

Senior Corporate Sales Account Managers

Corporate Partnerships Fulfillment Coordinator

Director of Game Presentation

Director of Group Events

Senior Group Events Account Manager

Group Events Account Representative

Membership Services Account Representatives

Digital Media Production Associate

Digital Media Production Manager

Steve Ritsema, Travis Roper

Camden Whitney

Brandon Nelson

TBD

Bre'onna Raymo

Mike Kiel

Amanda Johns, Anna Mitchell

Nicolas Carrillo

Trent Dieterle

Digital Media Production Coordinator  
 Corporate Sales Interns  
 Game Presentation Intern  
 Inside Sales and Service Intern  
 Social Media Interns

Kris Barclay  
 Peri Kiefer, Lorenzo Serrato  
 Mason Dirlam  
 Mitch Brennan  
 Michael Garza,  
 Sydney Hancock

### **Finance & Administration/Ticket Operations**

Director of Accounting and Tax  
 Accounting Assistant  
 Director of Ticket Operations and Analytics  
 Ticket Operations and Service Manager  
 Game Night Interns

Lisa Vedder  
 Beth Decker  
 Chad Erwin  
 Zach Buck  
 TBD

### **Griff's IceHouse at Belknap Park**

Facility Manager  
 Assistant Facilities Manager

Peter Piatek  
 Matt Martinelli

### **Griff's IceHouse West**

General Manager  
 Program/Marketing Director

Jared Brown  
 Scott Redman

### **Griff's Georgetown**

General Manager  
 Operations Manager  
 Assistant Manager

Mike Hatkowski  
 Jeff Schmidt  
 Ted Conrad

### **DP Fox Management Group**

Chairman/CEO  
 President/COO  
 Senior VP & General Counsel  
 Vice President & Deputy General Counsel  
 Senior Vice President  
 VP of Finance, DP Fox  
 VP of Finance, Fox Motors  
 Senior Director of Real Estate  
 VP of Human Resources  
 VP of Information Technology  
 Director of Accounting and Tax  
 Accounting Assistant  
 Talent Development Manager  
 Benefits Administrator  
 Director of Information Technology  
 Systems Analyst  
 IT Help Desk Associate  
 Director of Marketing & Communications  
 Director of Strategic Initiatives  
 Paralegal/Executive Assistant  
 Executive Assistant

Dan DeVos  
 Diane Maher  
 Monica Sekulich  
 Mark Tomasik  
 Scott Gorsline  
 Jana Bulthuis  
 Susan Howe  
 Colin Schiefler  
 Sherri Menard  
 Grant Zondervan  
 Sue Palmitier  
 Amy Draft  
 Michelle Hagley  
 Katie Gulliver  
 Jestin Simon  
 Josh Vanderstow  
 Maria D'Angelo  
 Sarah Raymond  
 Andrew Reames  
 Jane Frey  
 Jill Parker

### **Medical Staff**

Orthopaedic Associates of Michigan

Dr. Kristopher Danielson, M.D.  
 Dr. Erik C. Hedlund, D.O.  
 Dr. Michael R.F. Jabara, M.D.

Metro Health

Team Dentist

Family and Pediatric Eye Care

### **Game Night Staff**

Supervisor of Off-Ice Officials

Off-Ice Officials – Regulars

Off-Ice Officials – Alternates

Radio Color Commentators

Photographer

Video Director

Coaches Videographers

Public Address Announcer

Arena Emcee

Locker Room Attendants

### **Detroit Red Wings Hockey Operations**

Senior Vice President & Alternate Governor

Executive Vice President & General Manager

Assistant General Manager

European Player Development

Director of Statistical Analysis & Hockey Administration

Hockey Operations Data Analyst

Associate Director of Player Personnel

Dir. of Player Development/Asst. Dir. of Player Personnel

Assistant Director of Player Development

Director of Hockey Operations

Player Development Consultant

Head Coach

Assistant Coaches

Goaltending Coach

Video Coach

Assistant Video Coach

Dr. Thomas M. Matelic, M.D.

Dr. Peter C. Theut, M.D.

Dr. Elizabeth Albright, D.O.

Dr. Kenneth Dood, D.O.

Dr. Aryn Johnson, D.O.

Dr. Kristi Kern, D.O.

Dr. Ed Kornoelje, D.O.

Dr. John R. Ludwig, D.D.S.

Dr. Kiersten Coon, O.D.

Dr. Gene Fonger, O.D.

Walter Clarke

Chris Bond, Jan Clarke,

John Fitzgerald, Clare Harrington,

Doug MacNeil, Ian MacNeil,

Jaime Pilbeam, Jim Spars,

Skip Spencer,

Mark Steenberg, Dan Sundberg,

Josie Sundberg, Bob Thompson

Benjamin Ackland, Jason Blik,

Susanna Bond, Bill Brengle,

Jared DePouw, Stephan Hyde,

Sam Konetzka, Chris LaSorsa,

Steve Letavish, Nathan Marckini,

Dan Smith, Tom Van Tol

Larry Figurski, Lou Rabaut

Mark Newman

Eric Nacke

Sam Reatini, Brad Sniatecki

Eric Zane

Josh Pettenger

Tim Glasscock, Shane Mooney

Jim Devellano

Steve Yzerman

Pat Verbeek

Niklas Kronwall

Bryan Campbell

Dan Kosinski

Jiri Fischer

Shawn Horcoff

Dan Cleary

Aaron Kahn

Dwayne Blais

Jeff Blashill

Doug Houda, Alex Tanguay

Jeff Salajko

LJ Scarpace

Jeff Weintraub

**Team Information**

Began Play/Entered AHL

Home Arena (Capacity)

Calder Cups

NHL Affiliate

ECHL Affiliate

AHL Division/Conference

Time Zone

Team Colors

Practice Rink

Radio Flagship

TV Affiliate

1996-97/2001-02

Van Andel Arena (10,834)

Two (2013, 2017)

Detroit Red Wings

Toledo Walleye

Central/Western

Eastern

Red, Black, Metallic Silver,

Metallic Gold

Griff's IceHouse at Belknap Park

WOOD 106.9 FM/1300 AM

WXSP-TV



## GRIFFINS OWNERS

### DAN DEVOS CO-OWNER/CEO/GOVERNOR

A Grand Rapids native, **Dan DeVos** has guided the Griffins franchise from its West Michigan debut in 1996, through the capture of its Calder Cup championships in 2013 and 2017, and into its 26th season in 2021-22.

With a commitment to providing a fan experience focused on family fun and entertainment, the Griffins have long carried that excellence over to the ice, winning seven division titles in the American Hockey League and International Hockey League over the last 22 seasons.

DeVos is chairman/CEO of DP Fox Ventures, LLC, a Grand Rapids-based business development and management firm that employs nearly 1,700 professionals through companies including Fox Powersports and Fox Motor Group, a retail automotive group representing 47 brands at 50 locations.

A member of the board of directors of Amway Corporation, DeVos also serves as president/CEO of the Cape Eleuthera Resort and Marina in The Bahamas. Additionally, he is chairman of Georgian International, based in Barrie, Ontario.

DeVos, a member of the West Michigan Sports Commission's board of directors from 2007-2019, is chairman and part owner of RDV Sports, which is the parent company of the Orlando Magic (NBA), Lakeland Magic (NBA G-League) and Orlando Solar Bears (ECHL). The MVP Sports Clubs in Michigan and Florida also fall under this company. DeVos is also a member of both the AHL's executive committee and the NBA's Board of Governors.

In honor of the impact that he, his brothers and sister and their late father, Rich, have made on the sports landscape both locally and nationally, the DeVos family was inducted into the Grand Rapids Sports Hall of Fame in the team category in 2011. Dan entered the Hall a second time in October 2014 with the induction of the 2001 ArenaBowl champion Grand Rapids Rampage.

DeVos is involved in a variety of local business and civic organizations, including Hope Network Foundation and the Grand Valley State University Foundation. He also serves as a trustee for Northwood University, his alma mater.

His wife, Pamela, is president and designer of pamella roland. They have two daughters and one son.



### DAVID VAN ANDEL CO-OWNER/CHAIRMAN

**David Van Anandel** played a prominent role in bringing professional hockey back to Grand Rapids in 1996. He is co-owner and chairman of the two-time Calder Cup champion Griffins.

Van Anandel is chairman and CEO of Van Anandel Institute in Grand Rapids. He is also an entrepreneur involved in several other business interests in the natural and life science products industries. He currently serves as a member of Amway's Board of Directors on its Executive, Governance and Audit committees. He is also active in numerous business, cultural and community organizations including The Right Place Program and The Economic Club of Grand Rapids.

Van Anandel was born and raised in Grand Rapids and he graduated from Hope College in Holland, Mich. He and his wife, Carol, have four children and one grandchild.





## GRIFFINS EXECUTIVES

**DIANE MAHER  
PRESIDENT & COO – DP FOX**

**Diane Maher** is the President and Chief Operating Officer of DP Fox Ventures, LLC, a diversified management company with interests in real estate, transportation, fashion, sports and entertainment. She is also the President & COO for Fox Motors. Fox Motors is a retail automotive and powersports group representing 49 locations and 47 brands. The locations stretch from Chicago to Grand Rapids to Marquette in the Upper Peninsula of Michigan.

Diane started at DP Fox Ventures in 1993 as the firm's Vice President of Finance. She was promoted to Chief Financial Officer a few years later and to Chief Operating Officer of Fox Motors in 2009. She has handled acquisitions of all Fox Motors dealerships in her role as CFO and COO starting with the very first one in 2000. Diane previously worked at Deloitte & Touche LLP from 1987-1993 as an Audit Manager and as a financial consultant to DP Fox.

Ms. Maher is a graduate of Ferris State University where she earned her Bachelor's Degree in Accountancy. She received her designation as a CPA in 1987. She is currently a member of the Michigan Association of Certified Public Accountants.

Ms. Maher serves on the Our Daily Bread Ministries Board of Directors and is the past Chairman of their Personnel, Finance and Audit Committee. She also serves on the West Michigan Policy Forum Board of Directors and is a member of their Executive Committee. She has been appointed to the Mercantile Bank of Michigan Board of Directors and its Audit Committee and is a past member of its IT Steering Committee.

Diane lives in East Grand Rapids, MI and has three children.

**SCOTT GORSLINE  
ALTERNATE GOVERNOR  
SENIOR VICE PRESIDENT – DP FOX**

**Scott Gorsline** is responsible for overseeing the operational aspects of the Griffins and DP Fox Sports & Entertainment on behalf of their parent company, DP Fox Ventures, LLC.

As senior vice president of DP Fox, Gorsline most notably helped negotiate the Griffins' original affiliation agreement with the Detroit Red Wings in 2002 along with its three extensions in 2007, 2012 and 2017. He has also helped negotiate the Griffins' leases at Van Andel Arena, dating back to the original lease in 1996. Gorsline serves as the team's alternate governor to the AHL Board of Governors and oversees three community rinks on behalf of DP Fox: Griff's IceHouse at Belknap Park, the Griffins' practice facility; Griff's IceHouse West in Holland; and Griff's Georgetown in Georgetown Township.

Gorsline has operational oversight of various DP Fox-affiliated companies. He oversees operations at Cape Eleuthera Resort and Marina, a resort development in The Bahamas. Gorsline also serves as COO of pamella roland, a New York-based design house run by designer/president Pamela DeVos. In addition, Gorsline has operational oversight over Bill & Paul's Sporthaus, the premier retailer for outdoor enthusiasts in West Michigan, which opened its second location, Beyond of Ada, in August 2020. He also oversees the information technology and marketing functions for all of the DP Fox companies.

Gorsline has been with DP Fox since 1995. He graduated from Alma College with a bachelor's degree in business administration and history, and he received his JD and MBA from the University of Detroit, where he was editor of the *Law Review*.

He and his wife, Mary, are the parents of triplet daughters Gracie, Libby and Belle.



## GRIFFINS EXECUTIVES

### TIM GORTSEMA PRESIDENT

A member of the Griffins' original 1995 staff, **Tim Gortsema** began his career with DP Fox Sports & Entertainment as director of finance and administration before being named vice president in 1997. In February 2007 he was promoted to senior vice president of business operations, becoming just the second person to direct the Griffins' front office, and he was named president of the franchise in June 2015.

Now in his 26th season with the club, Gortsema oversees all business-related activities for the Griffins, including finance and administration, sales and marketing, public and community relations, arena advertising, the Griff's IceHouse facilities in Grand Rapids, Holland and Georgetown Township, and the team's affiliation agreement with the Detroit Red Wings.

Gortsema, who in 2011 received the Griffins' inaugural Founders "Overtime" Award for his career contributions to the organization, was honored as the 2017-18 recipient of the AHL's James C. Hendy Memorial Award, which is given annually to the league's outstanding executive.

He earned his bachelor's degree from Hope College in Holland and his MBA from Western Michigan University. Prior to joining DP Fox Sports, he was a manager in the audit department at Deloitte & Touche, LLP.

A member of the board of directors for the Economic Club of Grand Rapids, the West Michigan Sports Commission, and Lake Michigan Credit Union, Gortsema also serves on the executive team at Fellowship Reformed Church in Hudsonville.

Gortsema and his wife, Suzanne, have two daughters, Danielle and Madelyn, and one son, Justin.



### BOB KASER VICE PRESIDENT OF COMMUNITY RELATIONS AND BROADCASTING

Named the Griffins' vice president of community relations and broadcasting in March 2007, **Bob Kaser** begins his 22nd season with the organization. While calling every game on the team's flagship station, Newsradio WOOD 106.9 FM & 1300 AM, he also supervises the Griffins' extensive community relations efforts and serves as president of the Griffins Youth Foundation, a position to which he was appointed in 2006.

Adding to his numerous accolades from a distinguished 42-year career in hockey, Kaser and his radio partners, Larry Figurski and Lou Rabaut, won their 10th broadcast excellence award from the Michigan Association of Broadcasters in 2019. Kaser, who in 2016 received the Griffins' Founders "Overtime" Award for his career contributions to the organization, made his NHL broadcast debut during the 2016-17 season, doing radio play-by-play for 13 Detroit Red Wings games and calling one telecast on Fox Sports Detroit. Kaser was part of the 2021 induction class for the Grand Rapids Sports Hall of Fame as he was presented with the Warren Reynolds Lifetime Achievement Award.

Kaser serves as director for both the Griffins Youth Foundation Golf Classic and the Griffins Youth Hockey Camp, as well as co-chair for the Great Skate Winterfest. The Griffins are proud to have raised \$6 million for local charities over the last 19 seasons while also having impacted the lives of so many with countless player and mascot visits in and around West Michigan.



## GRIFFINS EXECUTIVES

In his free time, Kaser assists with several other worthy causes in West Michigan, most notably sitting on the board of directors for Kids' Food Basket and serving on its governance and capital campaign committees. He also works with Cornerstone University's Champions of Character program, the Ryan Fischer Legacy Scholarship Fund, and the Advancing Excellence committee for East Grand Rapids Schools.

An avid baseball fan and former amateur player, he coached Diamonds travel baseball teams from 2009-13 and serves as a member of the West Michigan Sports Commission's oversight committee for the Art Van Sports Complex. He is also part-owner of the Kilwins and Jersey Junction stores in East Grand Rapids and another Kilwins in downtown Grand Rapids.

Kaser and his wife, Rosalie, have two sons. Charlie is entering his fourth season as the Griffins' assistant equipment manager, and Sam is a post-graduate student at the University of Iowa.

### SEAN WRIGHT VICE PRESIDENT OF CORPORATE SALES

**Sean Wright** began his tenure with DP Fox Sports & Entertainment in 2001 as director of arena advertising sales. Following a promotion with the Griffins in 2008, he now serves as vice president of corporate sales.

Wright oversees arena advertising sales along with a Griffins corporate sales department that has achieved revenue increases for 12 of the past 13 seasons and set franchise records in six of the last seven years. The Griffins' 2006 Employee of the Year and 2018 winner of the Founders "Overtime" Award for his career contributions to the organization, he has responsibility for maintaining and servicing current clients as well acquiring new business through team sponsorships.

Prior to his time with DP Fox Sports, the Oakland, Calif., native spent two years with Citadel Broadcasting as a radio sales representative.

He and his wife, Sara, have three daughters, Jessica, Kaitlyn and Allison, and one son, Carson.

### MATT BATCHELDER VICE PRESIDENT OF TICKET SALES

A 22-year veteran of the Griffins, **Matt Batchelder** begins his eighth season as vice president of ticket sales. He oversees all of the organization's ticket operations, including group and season ticket sales.

Beginning his tenure with DP Fox Sports & Entertainment in 1999 as a game operations intern, Batchelder has filled many roles while advancing his career with the Griffins, including stints as a ticket sales account executive (2000-03), senior ticket sales account executive (2003-05), group sales manager (2005-08), director of ticket sales (2008-12) and senior director of ticket sales (2012-14).

Batchelder has helped the Griffins attain attendance increases in seven of the last nine full seasons and increase ticket sales revenue for nine consecutive full seasons.

Batchelder's ticket sales team was named the AHL's Ticket Sales Department of the Year in 2013-14, and he received honors as the Griffins' 2013 Employee of the Year, an award he first won in 2005.

Batchelder resides in Grand Rapids with his wife, Wendy, and their three children, Ana, Sam and Isaac.



## GRIFFINS HOCKEY STAFF

PAT VERBEEK  
GENERAL MANAGER

**Pat Verbeek** begins his first year as the Griffins' general manager while entering his third season as assistant general manager for the Detroit Red Wings. Verbeek will oversee all aspects of hockey operations for the AHL franchise, including player personnel decisions, player development, contract negotiations and player movement.

Verbeek brings 15 years of front-office experience to his role with Grand Rapids, having started in 2006 as a professional scout for the Red Wings. After four seasons in Detroit, Verbeek moved on to the Tampa Bay Lightning, where he served as the director of professional scouting before being promoted to assistant general manager and director of player personnel. The Sarnia, Ontario, native held that position for seven seasons and was responsible for the team's professional scouting operations, player recruiting and contract negotiations, and overall support to the Lightning's hockey operations.

Verbeek also has international management experience as the director of player personnel for Team North America at the 2016 World Cup of Hockey and for Hockey Canada at the 2015 IIHF World Championship, where the team won the gold medal.

As a player, Verbeek logged 1,063 points (522-541--1,063) and 2,905 penalty minutes over a 1,424-game NHL career spent with the New Jersey Devils (1982-89), Hartford Whalers (1989-95), New York Rangers (1994-96), Dallas Stars (1996-99; 01-02) and Red Wings (1999-01). In 135 games with Detroit, Verbeek notched 78 points (37-41--78). During his career, he appeared in two NHL All-Star Games (1991, 1996) and captured the Stanley Cup with Dallas in 1999.



## Verbeek's Playing Record

Season	Team	League	Regular Season					Playoffs				
			GP	G	A	PTS	PIM	GP	G	A	PTS	PIM
1981-82	Sudbury	OHL	66	37	51	88	180	--	--	--	--	--
1982-83	Sudbury	OHL	61	40	67	107	184	--	--	--	--	--
	New Jersey	NHL	6	3	2	5	8	--	--	--	--	--
1983-84	New Jersey	NHL	79	20	27	47	158	--	--	--	--	--
1984-85	New Jersey	NHL	78	15	18	33	162	--	--	--	--	--
1985-86	New Jersey	NHL	76	25	28	53	79	--	--	--	--	--
1986-87	New Jersey	NHL	74	35	24	59	120	--	--	--	--	--
1987-88	New Jersey	NHL	73	46	31	77	227	20	4	8	12	51
1988-89	New Jersey	NHL	77	26	21	47	189	--	--	--	--	--
1989-90	Hartford	NHL	80	44	45	89	228	7	2	2	4	26
1990-91	Hartford	NHL	80	43	39	82	246	6	3	2	5	40
1991-92	Hartford	NHL	76	22	35	57	243	7	0	2	2	12
1992-93	Hartford	NHL	84	39	43	82	197	--	--	--	--	--
1993-94	Hartford	NHL	84	37	38	75	177	--	--	--	--	--
1994-95	Hartford	NHL	29	7	11	18	53	--	--	--	--	--
	NY Rangers	NHL	19	10	5	15	18	10	4	6	10	20
1995-96	NY Rangers	NHL	69	41	41	82	129	11	3	6	9	12
1996-97	Dallas	NHL	81	17	36	53	128	7	1	3	4	16
1997-98	Dallas	NHL	82	31	26	57	170	17	3	2	5	26
1998-99	*Dallas	NHL	78	17	17	34	133	18	3	4	7	14
1999-00	Detroit	NHL	68	22	26	48	95	9	1	1	2	2
2000-01	Detroit	NHL	67	15	15	30	73	5	2	0	2	6
2001-02	Dallas	NHL	64	7	13	20	72	--	--	--	--	--
<b>NHL TOTALS</b>			<b>1424</b>	<b>522</b>	<b>541</b>	<b>1063</b>	<b>2905</b>	<b>117</b>	<b>26</b>	<b>36</b>	<b>62</b>	<b>225</b>

\*Won Stanley Cup

## GRIFFINS HOCKEY STAFF

**BEN SIMON  
HEAD COACH**

**Ben Simon**, who was named by the Detroit Red Wings as the 11th head coach in Griffins franchise history on June 5, 2018, begins his seventh season with Grand Rapids and his fourth as head coach. He served the first three seasons as an assistant under Todd Nelson, now an assistant coach with the NHL's Dallas Stars.

The 43-year-old Simon guided the Griffins to a 29-27-3-4 record in 2019-20, putting the team in position for what would have been an eighth straight postseason berth before the final 13 games and playoffs were canceled due to the COVID-19 pandemic. His club achieved that franchise-record seventh consecutive playoff appearance during the 2018-19 season by posting a 38-27-7-4 mark (0.572), and he played an integral role in helping the club win its second Calder Cup in 2017. During Simon's first six seasons as a coach in Grand Rapids, the Griffins compiled cumulative records of 216-144-17-22 (0.590) in the regular season and 24-14 (0.632) in the Calder Cup Playoffs.

Appearing in 21 games and scoring nine points (4-5-9) with the Griffins in 2006-07 as part of an 11-year professional playing career, Simon is the third former Griffins player to serve as Grand Rapids' head coach, joining Nelson (2015-18) and Danton Cole (2002-05).

In six seasons as an AHL assistant coach, Simon showed a 250-168-17-21 (0.590) regular season record between Rockford (2011-13), Toronto (2014-15) and Grand Rapids. He aided in his respective teams qualifying for the Calder Cup Playoffs in four campaigns and tallied a 24-14 (0.632) postseason ledger.

Prior to joining the Griffins, Simon was as an assistant coach and helped the Toronto Marlies reach the postseason in 2014-15 by placing second in the North Division with a 40-27-9-0 (0.586) regular season mark.

In his first stint as a professional head coach in North America in 2013-14, Simon became the second head coach in ECHL history to reach the Kelly Cup Finals in his initial season, as he guided the Cincinnati Cyclones to a 41-23-4-4 (0.625) regular season record – the fifth-best mark in the Eastern Conference – before falling in six games to the Alaska Aces.

Simon spent two seasons (2011-13) as an assistant with the Rockford IceHogs and totaled a 77-63-4-8 (0.532) record, which included a seven-win improvement in the second year.

Simon began his coaching career as a player/head coach of the Elite Ice Hockey League's Sheffield Steelers in 2010-11. Competing in the United Kingdom's top league, he led Sheffield to a 43-10-0-1 record (0.806) and helped the club capture the regular season championship.

A fifth-round draft selection by the Chicago Blackhawks in the 1997 NHL Entry Draft, Simon logged 81 career games in the NHL between Atlanta (2001-04) and Columbus (2005-06) and tallied four points (3-1-4). In total, Simon appeared in 762 regular season pro games from 2000-11 – which included 481 AHL contests – and recorded 297 points (119-178-297) and 771 penalty minutes from his forward position. In 84 postseason appearances, he added 28 points (14-14-28) and 131 PIM. Simon claimed consecutive league championships, as he helped the Orlando Solar Bears win the IHL's Turner Cup in 2001 before hoisting the Calder Cup with the Chicago Wolves in 2002.

Including a second trip to the Calder Cup Finals with Chicago in 2005, Simon has advanced to a professional league championship series a combined five times as a player or coach and won three titles.

Prior to his pro career, Simon played four seasons at Notre Dame (1996-2000), where he posted 130 points (44-86-130) in 144 games. He served as captain his senior season and was later named to Notre Dame's All-Decade First Team for 1990-2000.

A native of Shaker Heights, Ohio, Simon represented Team USA at both the 1997 and 1998 World Junior Championships, earning a silver medal in 1997.

Simon and his wife, Beth, have two daughters, Margaret and Katherine.



## Simon's Coaching Record

Season	Team	League	Position	Regular Season						Playoffs			
				GP	W	L	OTL	SOL	PCT	GP	W	L	PCT
2010-11	Sheffield	EIHL	Head Coach	54	43	10	0	1	0.806	3	1	2	0.333
2011-12	Rockford	AHL	Asst. Coach	76	35	32	2	7	0.520	--	--	--	--
2012-13	Rockford	AHL	Asst. Coach	76	42	31	2	1	0.572	--	--	--	--
2013-14	Cincinnati	ECHL	Head Coach	72	41	23	4	4	0.625	24	14	10	0.583
2014-15	Toronto	AHL	Asst. Coach	76	40	27	9	0	0.586	5	2	3	0.400
2015-16	Grand Rapids	AHL	Asst. Coach	76	44	30	1	1	0.592	9	5	4	0.556
2016-17	*Grand Rapids	AHL	Asst. Coach	76	47	23	1	5	0.658	19	15	4	0.789
2017-18	Grand Rapids	AHL	Asst. Coach	76	42	25	2	7	0.612	5	2	3	0.400
2018-19	Grand Rapids	AHL	Head Coach	76	38	27	7	4	0.572	5	2	3	0.400
2019-20	+Grand Rapids	AHL	Head Coach	63	29	27	3	4	0.516	--	--	--	--
2020-21	++Grand Rapids	AHL	Head Coach	32	16	12	3	1	0.563	--	--	--	--
<b>GRIFFINS/AHL HEAD COACHING TOTALS</b>				<b>171</b>	<b>83</b>	<b>66</b>	<b>13</b>	<b>9</b>	<b>0.550</b>	<b>5</b>	<b>2</b>	<b>3</b>	<b>0.400</b>
<b>HEAD COACHING TOTALS</b>				<b>297</b>	<b>167</b>	<b>99</b>	<b>17</b>	<b>14</b>	<b>0.614</b>	<b>32</b>	<b>17</b>	<b>15</b>	<b>0.531</b>

\* Won Calder Cup

+ The final 13 games plus playoffs were canceled due to the COVID-19 pandemic.

++ A delayed, shortened and no-playoffs season was held due to the COVID-19 pandemic.

## Simon's Playing Record

Season	Team	League	Regular Season						Playoffs				
			GP	G	A	PTS	PIM	GP	G	A	PTS	PIM	
1995-96	Cleveland	NAHL	45	38	33	71	134	--	--	--	--	--	
1996-97	Notre Dame	CCHA	30	4	15	19	79	--	--	--	--	--	
1997-98	Notre Dame	CCHA	37	9	28	37	91	--	--	--	--	--	
1998-99	Notre Dame	CCHA	37	18	24	42	65	--	--	--	--	--	
1999-00	Notre Dame	CCHA	40	13	19	32	53	--	--	--	--	--	
2000-01	Orlando	IHL	77	8	12	20	47	16	6	5	11	20	
2001-02	*Chicago	AHL	74	11	23	34	56	25	2	3	5	24	
	Atlanta	NHL	6	0	0	0	6	--	--	--	--	--	
2002-03	Chicago	AHL	69	15	17	32	78	9	0	0	0	6	
	Atlanta	NHL	10	0	1	1	9	--	--	--	--	--	
2003-04	Atlanta	NHL	52	3	0	3	28	--	--	--	--	--	
	Milwaukee	AHL	18	1	3	4	6	--	--	--	--	--	
2004-05	Chicago	AHL	53	11	10	21	58	18	1	5	6	44	
2005-06	Syracuse	AHL	66	13	24	37	93	3	0	1	1	2	
	Columbus	NHL	13	0	0	0	4	--	--	--	--	--	
2006-07	Syracuse	AHL	56	9	12	21	77	--	--	--	--	--	
	Grand Rapids	AHL	21	4	5	9	28	7	0	0	0	9	
2007-08	Springfield	AHL	80	12	10	22	88	--	--	--	--	--	
2008-09	Iserlohn	Germany	51	5	10	15	64	--	--	--	--	--	
2009-10	Toronto	AHL	44	2	6	8	51	--	--	--	--	--	
	Kalamazoo	ECHL	18	4	9	13	16	3	3	0	3	14	
2010-11	Sheffield	EIHL	54	21	36	57	62	3	2	0	2	12	
<b>NHL TOTALS</b>			<b>81</b>	<b>3</b>	<b>1</b>	<b>4</b>	<b>47</b>	--	--	--	--	--	
<b>GRIFFINS TOTALS</b>			<b>21</b>	<b>4</b>	<b>5</b>	<b>9</b>	<b>28</b>	<b>7</b>	<b>0</b>	<b>0</b>	<b>0</b>	<b>9</b>	
<b>PRO TOTALS</b>			<b>762</b>	<b>119</b>	<b>178</b>	<b>297</b>	<b>771</b>	<b>84</b>	<b>14</b>	<b>14</b>	<b>28</b>	<b>131</b>	

\* Won Calder Cup

+ Won Turner Cup

## GRIFFINS HOCKEY STAFF

**MATT MACDONALD**  
**ASSISTANT COACH**

**Matt Macdonald** begins his fourth season as an assistant coach for the Griffins. He helped guide Grand Rapids to its franchise-record seventh consecutive playoff appearance during the 2018-19 season behind a 38-27-7-4 record (0.572), then helped move the Griffins into position to extend that streak in 2019-20 before the final 13 games and playoffs were canceled due to the COVID-19 pandemic.

Macdonald, 38, spent the previous six seasons behind the bench for the ECHL's Cincinnati Cyclones, including the last four as head coach and director of hockey operations. He guided the Cyclones to a winning record during each of his four campaigns (2014-18) as the club's head coach, totaling a 142-116-16-14 record (0.545) and two Kelly Cup Playoff appearances.

In 2017-18, Macdonald helped the Cyclones post a 39-30-3-0 regular season mark (0.563) – due in part to a power play that placed second on the circuit at 20.1% – before falling in five games to Fort Wayne in the postseason's opening round. Macdonald mentored three Cyclones – defenseman Eric Knodel and forwards Justin Danforth and Jesse Schultz – to spots on the All-ECHL Second Team, while also seeing Danforth named to the All-Rookie Team.

During Macdonald's two seasons as an assistant with the Cyclones from 2012-14, Cincinnati posted a combined 83-45-9-7 record (0.632) and advanced to the playoffs both years. In 2013-14, he served under current Griffins head coach Ben Simon as the Cyclones advanced to the Kelly Cup Finals.

Prior to his coaching career, Macdonald played seven professional seasons as a defenseman from 2005-12. Appearing in 385 career games between the CHL (2005-06), ECHL (2006-09), AHL (2007-09), Italy (2009-10; 2011-12) and Denmark (2010-11), Macdonald combined for 133 points (30-103—133) and 601 penalty minutes. He won the Kelly Cup with Cincinnati in 2008.

A native of Niagara Falls, Ontario, Macdonald played college hockey at St. Lawrence University, where he tallied 30 points (14-16—30) and 131 PIM in 118 contests from 2001-05.

Macdonald and his wife, Erin, have two children, Hazel and Max.



**Macdonald's Coaching Record**

Season	Team	League	Position	Regular Season						Playoffs			
				GP	W	L	OTL	SOL	PCT	GP	W	L	PCT
2012-13	Cincinnati	ECHL	Asst. Coach	72	42	22	5	3	0.639	17	9	8	0.529
2013-14	Cincinnati	ECHL	Asst. Coach	72	41	23	4	4	0.625	24	14	10	0.583
2014-15	Cincinnati	ECHL	Head Coach	72	31	30	2	9	0.507	--	--	--	--
2015-16	Cincinnati	ECHL	Head Coach	72	36	27	5	4	0.563	7	3	4	0.429
2016-17	Cincinnati	ECHL	Head Coach	72	36	29	6	1	0.549	--	--	--	--
2017-18	Cincinnati	ECHL	Head Coach	72	39	30	3	0	0.563	5	1	4	0.200
2018-19	Grand Rapids	AHL	Asst. Coach	76	38	27	7	4	0.572	5	2	3	0.400
2019-20	+Grand Rapids	AHL	Asst. Coach	63	29	27	3	4	0.516	--	--	--	--
2020-21	++Grand Rapids	AHL	Asst. Coach	32	16	12	3	1	0.563	--	--	--	--

**GRIFFINS/AHL TOTALS**

**171 83 66 13 9 0.550 5 2 3 0.400**

+ The final 13 games plus playoffs were canceled due to the COVID-19 pandemic.

++ A delayed, shortened and no-playoffs season was held due to the COVID-19 pandemic.

**Macdonald's Playing Record**

Season	Team	League	Regular Season						Playoffs				
			GP	G	A	PTS	PIM	GP	G	A	PTS	PIM	
2000-01	Niagara Falls	GHJHL	48	2	19	21	86	--	--	--	--	--	
2001-02	St. Lawrence	ECAC	16	0	0	0	16	--	--	--	--	--	
2002-03	St. Lawrence	ECAC	32	5	3	8	34	--	--	--	--	--	
2003-04	St. Lawrence	ECAC	32	3	1	4	17	--	--	--	--	--	
2004-05	St. Lawrence	ECAC	38	6	12	18	64	--	--	--	--	--	
2005-06	Lubbock	CHL	64	6	16	22	103	--	--	--	--	--	
2006-07	Cincinnati	ECHL	71	1	22	23	131	10	1	0	1	16	
2007-08	Cincinnati	ECHL	34	3	11	14	68	22	2	5	7	49	
	Rockford	AHL	22	0	2	2	39	--	--	--	--	--	
2008-09	Cincinnati	ECHL	14	1	6	7	43	12	2	4	6	6	
	Portland	AHL	55	1	4	5	43	--	--	--	--	--	
2009-10	Fassa	Italy	40	9	19	28	66	--	--	--	--	--	
2010-11	Sonderjyske	Denmark	39	3	9	12	50	--	--	--	--	--	
2011-12	Asiago	Italy	46	6	14	20	58	4	0	0	0	6	
<b>AHL TOTALS</b>			<b>77</b>	<b>1</b>	<b>6</b>	<b>7</b>	<b>82</b>	<b>--</b>	<b>--</b>	<b>--</b>	<b>--</b>	<b>--</b>	
<b>PRO TOTALS</b>			<b>385</b>	<b>30</b>	<b>103</b>	<b>133</b>	<b>601</b>	<b>48</b>	<b>5</b>	<b>9</b>	<b>14</b>	<b>77</b>	



## GRIFFINS HOCKEY STAFF

**TODD KRYGIER**  
**ASSISTANT COACH**

**Todd Krygier** was named an assistant coach for the Griffins on June 17, 2019. He begins his third season behind the team's bench, having overseen a 2019-20 power play unit that ranked sixth in the AHL (20.9%) and powered the club to a third-place finish in the Central Division. Krygier improved on that performance in the shorten 2020-21 season with a power play conversion rate of 21.5%, which was good for fifth in the AHL.

Krygier, 55, spent the previous three seasons as an assistant coach for Western Michigan University (NCHC), helping the Broncos total a 58-47-8 record (0.549), finish in the top four of the conference standings twice, and advance to the NCAA Tournament for the sixth time in program history in 2017. During the 2018-19 campaign, WMU posted a 21-15-1 record overall, tied for fourth in the NCAA with a 3.47 goals per game average - which ranked as one of the highest in team history - and boasted its third consecutive year with a power play operating above 18 percent. The Broncos' 129 total goals in 2018-19 were the third most in team history since the 2000-01 season while the 133 tallies in 2016-17 were second most.

Prior to joining the college ranks, Krygier served as head coach of the United States Hockey League's Muskegon Lumberjacks from 2013-16. He amassed a 92-72-8-8 record (0.556), including a winning mark during each of his three seasons, and guided Muskegon to the 2015 Clark Cup Finals before falling in three games to Sioux Falls. Between the 2014, 2015 and 2016 NHL Entry Drafts combined, seven Lumberjacks were selected.

Born in Chicago Heights, Ill., Krygier spent seven seasons (2006-13) as head coach at Novi (Mich.) High School. He tallied a 102-51-15 mark (0.652) and was named MHSCHA Division I Coach of the Year in 2011 after leading Novi to the school's first hockey state championship.

A forward, Krygier was selected in the 1988 NHL Supplemental Draft by the Hartford Whalers and skated 12 years professionally from 1987-2000. He logged 543 NHL contests between Hartford (1989-91), the Washington Capitals (1991-94; 95-98) and Anaheim Mighty Ducks (1994-96), racking up 243 points (100-143—243) and 533 penalty minutes. He showed 17 points (10-7—17) in 48 Stanley Cup Playoff games and was a member of the Capitals' first-ever team to advance to the Stanley Cup Final in 1998 before being swept by the Detroit Red Wings. Krygier accumulated 81 points (30-51—81) in 107 AHL games between the New Haven Nighthawks (1987-88), Binghamton Whalers (1988-90) and Portland Pirates (1997-98), and 79 points (26-53—79) in 93 appearances with the International Hockey League's Orlando Solar Bears from 1998-2000.

Krygier played college hockey at the University of Connecticut from 1984-88 and holds a business administration degree with a focus on finance.

Krygier and his wife, Kim, have three sons, Brock, Cole and Christian, and two daughters, Natalie and Grace. Twins Cole and Christian are senior defensemen on Michigan State's hockey team.



## Krygier's Coaching Record

Season	Team	League	Position	Regular Season							Playoffs			
				GP	W	L	T	OTL	SOL	PCT	GP	W	L	PCT
2013-14	Muskegon	USHL	Head Coach	60	30	25	--	3	2	0.542	--	--	--	--
2014-15	Muskegon	USHL	Head Coach	60	35	21	--	2	2	0.617	12	6	6	0.500
2015-16	Muskegon	USHL	Head Coach	60	27	26	--	3	4	0.508	--	--	--	--
2016-17	W. Michigan	NCHC	Asst. Coach	40	22	13	5	--	--	0.613	--	--	--	--
2017-18	W. Michigan	NCHC	Asst. Coach	36	15	19	2	--	--	0.444	--	--	--	--
2018-19	W. Michigan	NCHC	Asst. Coach	37	21	15	1	--	--	0.581	--	--	--	--
2019-20	+Grand Rapids	AHL	Asst. Coach	63	29	27	--	3	4	0.516	--	--	--	--
2020-21	++Grand Rapids	AHL	Asst. Coach	32	16	12	--	3	1	0.563	--	--	--	--
<b>GRIFFINS/AHL TOTALS</b>				<b>95</b>	<b>45</b>	<b>39</b>	<b>--</b>	<b>6</b>	<b>5</b>	<b>0.532</b>	<b>--</b>	<b>--</b>	<b>--</b>	<b>--</b>

+ The final 13 games plus playoffs were canceled due to the COVID-19 pandemic.

++ A delayed, shortened and no-playoffs season was held due to the COVID-19 pandemic.

## Krygier's Playing Record

Season	Team	League	GP	Regular Season				PIM	GP	Playoffs			
				G	A	PTS	G			A	PTS	PIM	
1984-85	Connecticut	ECAC	14	14	11	25	12	--	--	--	--	--	
1985-86	Connecticut	ECAC	--	29	27	56	0	--	--	--	--	--	
1986-87	Connecticut	ECAC	--	24	24	48	0	--	--	--	--	--	
1987-88	Connecticut	ECAC	27	32	39	71	38	--	--	--	--	--	
	New Haven	AHL	13	1	5	6	24	--	--	--	--	--	
1988-89	Binghamton	AHL	76	26	42	68	77	--	--	--	--	--	
1989-90	Hartford	NHL	58	18	12	30	52	7	2	1	3	4	
	Binghamton	AHL	12	1	9	10	16	--	--	--	--	--	
1990-91	Hartford	NHL	72	13	17	30	95	6	0	2	2	0	
1991-92	Washington	NHL	67	13	17	30	107	5	2	1	3	4	
1992-93	Washington	NHL	77	11	12	23	60	6	1	1	2	4	
1993-94	Washington	NHL	66	12	18	30	60	5	2	0	2	10	
1994-95	Anaheim	NHL	35	11	11	22	10	--	--	--	--	--	
1995-96	Anaheim	NHL	60	9	28	37	70	--	--	--	--	--	
	Washington	NHL	16	6	5	11	12	6	2	0	2	12	
1996-97	Washington	NHL	47	5	11	16	37	--	--	--	--	--	
1997-98	Washington	NHL	45	2	12	14	30	13	1	2	3	6	
	Portland	AHL	6	3	4	7	6	--	--	--	--	--	
1998-99	Orlando	IHL	65	19	40	59	82	17	9	10	19	1	
1999-00	Orlando	IHL	28	7	13	20	12	6	2	1	3	2	
<b>NHL TOTALS</b>			<b>543</b>	<b>100</b>	<b>143</b>	<b>243</b>	<b>533</b>	<b>48</b>	<b>10</b>	<b>7</b>	<b>17</b>	<b>40</b>	
<b>AHL TOTALS</b>			<b>107</b>	<b>31</b>	<b>60</b>	<b>91</b>	<b>123</b>	<b>0</b>	<b>0</b>	<b>0</b>	<b>0</b>	<b>0</b>	
<b>PRO TOTALS</b>			<b>743</b>	<b>157</b>	<b>256</b>	<b>413</b>	<b>750</b>	<b>71</b>	<b>21</b>	<b>18</b>	<b>39</b>	<b>43</b>	

## GRIFFINS HOCKEY STAFF

MIKE KNUBLE  
ASSISTANT COACH

A 1997-98 Stanley Cup champion with the Detroit Red Wings and veteran of 1,068 NHL games, **Mike Knuble** earned his first Calder Cup in 2017 as a member of the Griffins' coaching staff. He returns for his ninth season as an assistant coach, having helped guide the team to the playoffs in each of his first six years before finishing third in the Central Division during the COVID-shortened 2019-20 and 2020-21 seasons.



Knuble, a native of Kentwood, Mich., logged 16 NHL seasons after being drafted by Detroit in the fourth round (76th overall) of the 1991 NHL Entry Draft. The 47-year-old made his NHL debut with the Red Wings in 1996-97 and capped off three seasons in the organization by helping the team win its second straight Cup in 1998, before playing for the New York Rangers (1998-00), Boston Bruins (1999-04), Philadelphia Flyers (2005-09; 2012-13) and Washington Capitals (2009-12).

Born in Toronto, Knuble led the East Kentwood High School Falcons to a Michigan state championship in 1990 and eventually played four seasons at the University of Michigan (1991-95). He even logged one game with the Griffins on Jan. 23, 2013, becoming just the second Greater Grand Rapids native to play for the team.

A 2014 inductee of the Grand Rapids Sports Hall of Fame and a member of the Griffins Youth Foundation's board of directors, Knuble resides in East Grand Rapids with his wife Megan and youngest son Cole. Their daughter Anna attends Michigan State University and their son Cam is a sophomore forward at Western Michigan University. Their youngest son Cole plays in the USHL with the Fargo Force.

## Knuble's Coaching Record

Season	Team	League	Position	GP	Regular Season					PCT	Playoffs			
					W	L	OTL	SOL	GP		W	L	PCT	
2013-14	Grand Rapids	AHL	Asst. Coach	76	46	23	2	5	0.651	10	5	5	0.500	
2014-15	Grand Rapids	AHL	Asst. Coach	76	46	22	6	2	0.658	16	9	7	0.563	
2015-16	Grand Rapids	AHL	Asst. Coach	76	44	30	1	1	0.592	9	5	4	0.556	
2016-17	*Grand Rapids	AHL	Asst. Coach	76	47	23	1	5	0.658	19	15	4	0.789	
2017-18	Grand Rapids	AHL	Asst. Coach	76	42	25	2	7	0.612	5	2	3	0.400	
2018-19	Grand Rapids	AHL	Asst. Coach	76	38	27	7	4	0.572	5	2	3	0.400	
2019-20	+Grand Rapids	AHL	Asst. Coach	63	29	27	3	4	0.516	--	--	--	--	
2020-21	++Grand Rapids	AHL	Asst. Coach	32	16	12	3	1	0.563	--	--	--	--	
<b>GRIFFINS/AHL TOTALS</b>				<b>551</b>	<b>308</b>	<b>189</b>	<b>25</b>	<b>29</b>	<b>0.608</b>	<b>64</b>	<b>38</b>	<b>26</b>	<b>0.594</b>	

\* Won Calder Cup

+ The final 13 games plus playoffs were canceled due to the COVID-19 pandemic.

++ A delayed, shortened and no-playoffs season was held due to the COVID-19 pandemic.

## Knuble's Playing Record

Season	Team	League	Regular Season					Playoffs				
			GP	G	A	PTS	PIM	GP	G	A	PTS	PIM
1988-89	East Kentwood	MHSAA	28	52	37	89	60	--	--	--	--	--
1989-90	East Kentwood	MHSAA	29	63	40	103	40	--	--	--	--	--
1990-91	Kalamazoo	NAHL	36	18	24	42	30	--	--	--	--	--
1991-92	Michigan	CCHA	43	7	8	15	48	--	--	--	--	--
1992-93	Michigan	CCHA	39	26	16	42	57	--	--	--	--	--
1993-94	Michigan	CCHA	41	32	26	58	71	--	--	--	--	--
1994-95	Michigan	CCHA	34	*38	22	60	62	--	--	--	--	--
	Adirondack	AHL	--	--	--	--	--	3	0	0	0	0
1995-96	Adirondack	AHL	80	22	23	45	59	3	1	0	1	0
1996-97	Detroit	NHL	9	1	0	1	0	--	--	--	--	--
	Adirondack	AHL	68	28	35	63	54	--	--	--	--	--
1997-98	#Detroit	NHL	53	7	6	13	16	3	0	1	1	0
1998-99	NY Rangers	NHL	82	15	20	35	26	--	--	--	--	--
1999-00	NY Rangers	NHL	59	9	5	14	18	--	--	--	--	--
	Boston	NHL	14	3	3	6	8	--	--	--	--	--
2000-01	Boston	NHL	82	7	13	20	37	--	--	--	--	--
2001-02	Boston	NHL	54	8	6	14	42	2	0	0	0	0
2002-03	Boston	NHL	75	30	29	59	45	5	0	2	2	2
2003-04	Boston	NHL	82	21	25	46	32	7	2	0	2	0
2004-05	Linkopings	Sweden	49	*26	13	39	40	6	0	1	1	2
2005-06	Philadelphia	NHL	82	34	31	65	80	6	1	3	4	8
	United States	Olympics	6	1	1	2	4	--	--	--	--	--
2006-07	Philadelphia	NHL	64	24	30	54	56	--	--	--	--	--
2007-08	Philadelphia	NHL	82	29	26	55	72	12	3	4	7	6
2008-09	Philadelphia	NHL	82	27	20	47	62	6	2	1	3	2
2009-10	Washington	NHL	69	29	24	53	59	7	2	4	6	6
2010-11	Washington	NHL	79	24	16	40	36	6	2	0	2	8
2011-12	Washington	NHL	72	6	12	18	32	11	2	1	3	6
2012-13	Grand Rapids	AHL	1	0	1	1	0	--	--	--	--	--
	Philadelphia	NHL	28	4	4	8	20	--	--	--	--	--
	<b>NHL TOTALS</b>		<b>1,068</b>	<b>278</b>	<b>270</b>	<b>548</b>	<b>641</b>	<b>65</b>	<b>14</b>	<b>16</b>	<b>30</b>	<b>38</b>
	<b>GRIFFINS TOTALS</b>		<b>1</b>	<b>0</b>	<b>1</b>	<b>1</b>	<b>0</b>	<b>--</b>	<b>--</b>	<b>--</b>	<b>--</b>	<b>--</b>
	<b>AHL TOTALS</b>		<b>149</b>	<b>50</b>	<b>59</b>	<b>109</b>	<b>113</b>	<b>6</b>	<b>1</b>	<b>0</b>	<b>1</b>	<b>0</b>
	<b>PRO TOTALS</b>		<b>1,266</b>	<b>354</b>	<b>342</b>	<b>696</b>	<b>794</b>	<b>77</b>	<b>15</b>	<b>17</b>	<b>32</b>	<b>40</b>

\* Led league

# Won Stanley Cup

## GRIFFINS HOCKEY STAFF

**BRIAN MAHONEY-WILSON  
GOALTENDING DEVELOPMENT COACH**

**Brian Mahoney-Wilson** begins his sixth season as the Detroit Red Wings' goaltending development coach, working with the Griffins, the ECHL's Toledo Walleye and other Detroit prospects.

In 2016-17, Mahoney-Wilson mentored a Grand Rapids goaltending unit that backstopped a 100-point season before authoring a 15-4 record during the playoffs, resulting in the franchise's second Calder Cup championship.

Before joining the pro ranks, the 35-year-old spent the 2015-16 season as an assistant coach at Notre Dame and helped the Fighting Irish reach the NCAA Tournament with a 19-11-7 record. Working with the special teams and goaltenders, he saw Irish netminders post a 2.28 goals against average and a 0.925 save percentage, both fourth-best in Hockey East.

In 2014-15, Mahoney-Wilson served as an assistant/goaltending coach with the United States Military Academy (AHA). The West Roxbury, Mass., native also has coaching experience with the South Shore Kings (USPHL) in 2013-14 as well as several goaltending programs in Massachusetts, including Stop It Goaltending, Massachusetts Crease and Lovell's Hockey Schools.

San Jose's ninth choice (288th overall) in the 2004 NHL Entry Draft, Mahoney-Wilson appeared in 66 combined games during his junior career from 2004-07 with Walpole (EJHL), Lincoln (USHL), Newmarket (OPJHL) and Georgetown (OPJHL).

Mahoney-Wilson played four seasons (2007-11) at Lake Superior State (CCHA) and compiled a 27-41-15 record, a 2.95 goals against average and a 0.906 save percentage. Following his collegiate career, Mahoney-Wilson played one season as a professional in the Central Hockey League. In 28 games between Allen, Missouri and Bloomington, he totaled a 10-11-1 record, a 3.35 GAA and a 0.895 save percentage.

Mahoney-Wilson has family ties to the Red Wings organization. His father, Randy Wilson, was drafted by Detroit in round seven, 109th overall, in the 1977 NHL Amateur Draft. His grandfather, Larry Wilson, won the 1950 Stanley Cup with Detroit while appearing in 16 career games across two stints with the team (1949-50, 1952-53) and coached the Red Wings for 36 games during the 1976-77 season. His great uncle, Johnny Wilson, coached the Red Wings for two seasons (1971-73) and played in 379 games with the team (1949-55, 57-59), winning four Stanley Cups (1950, 1952, 1954, 1955). Finally his uncle, Ron Wilson, was an NHL head coach with Anaheim (1993-97), Washington (1997-01), San Jose (2002-08) and Toronto (2008-12). Ron Wilson was also the head coach of two USA Olympic teams in 1998 and 2010.

Brian and his wife, Keri, celebrated their wedding in the summer of 2017, shortly after the Griffins' championship campaign concluded. They have two children, Teagan and Chase.



## GRIFFINS HOCKEY STAFF

### Mahoney-Wilson's Coaching Record

Season	Team	League	Position	Regular Season								Playoffs			
				GP	W	L	T	OTL	SOL	PCT	GP	W	L	PCT	
2013-14	South Shore	USPHL	Asst./Goalie Coach	--	--	--	--	--	--	--	--	--	--	--	--
2014-15	Army	AHA	Asst./Goalie Coach	34	8	22	4	--	--	0.294	--	--	--	--	--
2015-16	Notre Dame	H-East	Assistant Coach	37	19	11	7	--	--	0.608	--	--	--	--	--
2016-17	*Grand Rapids	AHL	Goalie Coach	76	47	23	--	1	5	0.658	19	15	4	0.789	--
2017-18	Grand Rapids	AHL	Goalie Coach	76	42	25	--	2	7	0.612	5	2	3	0.400	--
2018-19	Grand Rapids	AHL	Goalie Coach	76	38	27	--	7	4	0.572	5	2	3	0.400	--
2019-20	+Grand Rapids	AHL	Goalie Coach	63	29	27	--	3	4	0.516	--	--	--	--	--
2020-21	++Grand Rapids	AHL	Goalie Coach	32	16	12	--	3	1	0.563	--	--	--	--	--
<b>GRIFFINS/AHL TOTALS</b>				<b>323</b>	<b>172</b>	<b>114</b>	<b>--</b>	<b>16</b>	<b>21</b>	<b>0.590</b>	<b>29</b>	<b>19</b>	<b>10</b>	<b>0.655</b>	<b>--</b>

\* Won Calder Cup

+ The final 13 games plus playoffs were canceled due to the COVID-19 pandemic.

++ A delayed, shortened and no-playoffs season was held due to the COVID-19 pandemic.

### Mahoney-Wilson's Playing Record

Season	Team	League	GP	Regular Season					Playoffs				
				W	L	O/T	GAA	SO	GP	W	L	GAA	SO
2004-05	Walpole	EJHL	40	17	20	2	3.36	2	--	--	--	--	--
2005-06	Lincoln	USHL	4	2	2	0	2.80	0	--	--	--	--	--
2006-07	Newmarket	OPJHL	19	--	--	--	--	--	--	--	--	--	--
	Georgetown	OPJHL	3	--	--	--	--	--	--	--	--	--	--
2007-08	Lake Sup. State	CCHA	21	6	10	3	3.00	0	--	--	--	--	--
2008-09	Lake Sup. State	CCHA	25	7	10	6	2.66	1	--	--	--	--	--
2009-10	Lake Sup. State	CCHA	35	13	15	5	2.80	2	--	--	--	--	--
2010-11	Lake Sup. State	CCHA	8	1	5	1	4.30	0	--	--	--	--	--
2011-12	Allen	CHL	4	3	1	0	2.50	0	--	--	--	--	--
	Missouri	CHL	5	2	2	0	3.03	0	--	--	--	--	--
	Bloomington	CHL	19	5	8	1	3.69	0	--	--	--	--	--
<b>PRO TOTALS</b>			<b>28</b>	<b>10</b>	<b>11</b>	<b>1</b>	<b>3.35</b>	<b>0</b>	<b>--</b>	<b>--</b>	<b>--</b>	<b>--</b>	<b>--</b>



Photo by Sam Iannamico

## GRIFFINS HOCKEY STAFF

### JUSTIN DEMARTINO VIDEO COACH

**Justin DeMartino** will embark on his inaugural season with the Griffins after being named the video coach for the 2021 season by the Detroit Red Wings.

A native of Macomb, Mich., DeMartino most recently served as the assistant coach and video coordinator for the Youngstown Phantoms of the United States Hockey League during the 2020-21 campaign.

Prior to joining the Phantoms, DeMartino spent three years primarily as the associate head coach with the Topeka Pilots of the North American Hockey League. He was the team's interim head coach for most of 2017-18 and added director of scouting duties in 2019-20.

DeMartino also has experience in the college ranks with Ferris State University, where he served as an assistant coach and video coordinator during the 2016-17 season.

DeMartino graduated from Ferris State in 2014 with a bachelor's degree in communications with a focus on sports communications. During his four-year playing career as a Bulldog, DeMartino racked up 12 goals, 25 assists and 37 points. The right winger helped the Bulldogs capture the Central Collegiate Hockey Association's regular-season championship in 2011-12.



### DeMartino's Coaching Record

Season	Team	League	Position	GP	W	Regular Season						PCT	Playoffs			
						L	T	OTL	SOL	GP	W		L	PCT		
2016-17	Ferris State	WCHA	Asst. Coach/Video	37	13	19	5	--	--	0.419	--	--	--	--		
2017-18	Topeka	NAHL	Assoc. Head Coach	25	9	14	--	1	1	0.400	--	--	--	--		
	Topeka	NAHL	Interim Head Coach	35	8	25	--	1	1	0.257	--	--	--	--		
2018-19	Topeka	NAHL	Assoc. Head Coach	60	23	29	--	3	5	0.450	--	--	--	--		
2019-20	Topeka	NAHL	Assoc. Head Coach	52	33	14	--	3	2	0.683	--	--	--	--		
2020-21	Youngstown	USHL	Asst. Coach/Video	49	12	30	--	5	2	0.316	--	--	--	--		

### DeMartino's Playing Record

Season	Team	League	GP	Regular Season						Playoffs			
				W	L	O/T	GAA	SO	GP	W	L	GAA	SO
2009-10	Waterloo	USHL	8	0	1	1	2	--	--	--	--	--	--
	Springfield	NAHL	2	0	0	0	0	--	--	--	--	--	--
	Alpena	NAHL	5	3	1	4	11	--	--	--	--	--	--
2010-11	Ferris State	CCHA	18	0	2	2	4	--	--	--	--	--	--
2011-12	Ferris State	CCHA	13	1	1	2	29	--	--	--	--	--	--
2012-13	Ferris State	CCHA	34	6	10	16	38	--	--	--	--	--	--
2013-14	Ferris State	WCHA	34	5	12	17	57	--	--	--	--	--	--

## GRIFFINS HOCKEY STAFF

## JOSH CHAPMAN ATHLETIC TRAINER

**Josh Chapman** begins his third season as the Griffins' athletic trainer. He spent the previous three seasons as the head athletic trainer for the ECHL's Orlando Solar Bears, managing all medical and training operations for the club.

Chapman has also spent time as an assistant athletic trainer for the Tampa Bay Rowdies of the North American Soccer League (2015-16), an athletic trainer for CORA Physical Therapy and Rehabilitation Centers that included overseeing Tampa Catholic High School (2014-15), an intern with the Tampa Bay Lightning's medical staff (2014-16), and as an athletic training student for both the University of Tampa (2012-14) and Merrimack College's hockey team (2011-12). He earned a Bachelor of Science in athletic training from the University of Tampa in 2014.

In addition to being a certified and licensed athletic trainer, Chapman is a certified Corrective Exercise Specialist through the National Academy of Sports Medicine, a certified Performance Specialist through EXOS, and an ImPACT Trained Athletic Trainer. He has emergency medical training and once held an EMT Basic national certification.



## ANTHONY POLAZZO ASSISTANT ATHLETIC TRAINER

An athletic trainer for Metro Health assigned to the Griffins, **Anthony Polazzo** begins his fourth full season with the club after having served several years as a volunteer on game nights.

In his expanded role as assistant athletic trainer, Polazzo covers all home games and practices, as well as the team's joint training camps with the Detroit Red Wings in Traverse City.

Polazzo obtained his bachelor's degree in athletic training from Northern Michigan University in 2011 and his master's in public administration from Grand Valley State University in 2014. He is a native of Menominee, Mich. and travels back to the Upper Peninsula any chance he gets.



## BRAD THOMPSON EQUIPMENT MANAGER

A mainstay in Grand Rapids' locker room since the 1997-98 campaign, **Brad Thompson** begins his 21st season as the Griffins' equipment manager. He spent four seasons as the team's equipment assistant before earning his promotion in 2001 and has worked more than 1,700 games with the Griffins.

Thompson, who served as an equipment manager for the 2004, 2015 and 2018 AHL All-Star Classics, is responsible for purchasing and maintaining all hockey equipment for the Griffins.

In recent years, Thompson has had the honor of equipping three championship teams, most notably the Griffins' Calder Cup squads in both 2013 and 2017. He also worked with the Detroit Red Wings' staff during that team's run to the 2008 Stanley Cup, and he assisted the Red Wings during their return to the finals in 2009 as well as their three subsequent playoff runs (2010-12).

A Wyoming, Mich. native, who can be found playing at rinks and softball diamonds throughout the area, he attended Wyoming Park High School and Grand Rapids Community College.



Thompson, the Griffins' 2007 Employee of the Year, resides in Grand Rapids.



## GRIFFINS HOCKEY STAFF

**CHARLIE KASER**  
**ASSISTANT EQUIPMENT MANAGER**

Having grown up around the Griffins organization, **Charlie Kaser** begins his fourth season as the team's assistant equipment manager.

The son of Griffins vice president of community relations and broadcasting Bob Kaser, Charlie began assisting the Griffins' equipment staff on game days as a stick boy in 2010.

Born in Kansas City, Mo., and raised in Grand Rapids, Kaser attended Portland State University for college. He competed on the Vikings' ACHA D2 hockey team for two seasons from 2013-15 and was employed in the golf industry in the Portland area prior to joining the Griffins full time.

**MARCUS KINNEY**  
**STRENGTH AND CONDITIONING COORDINATOR**

**Marcus Kinney** begins his ninth season as strength and conditioning coordinator for Griffins, having helped the team earn the 2017 Calder Cup along with playoff appearances during each completed full season of his tenure.

A U.S. Army veteran, Kinney received a bachelor's degree in sports medicine and athletic training from Wilmington College in 1996 and obtained his master's degree in athletic coaching education from West Virginia University in 1997. Kinney also completed two tours of duty at WVU.

Kinney, who has been a Certified Strength and Conditioning Specialist through the National Strength and Conditioning Association for more than 25 years, has experience in strength and conditioning coaching with Wilmington College (1993-96), the U.S. Naval Academy (1998-2000), Kansas State University (2000-2004), WVU (2004-2007), and the University of Tulsa (2007-2008). He also serves as Barwis Methods' Grand Rapids director of operations and head strength coach.

Kinney and his wife, Dawn, have six children: Tyler, Cameron, Isaiah, Brennan, Elijah and Lindsey.



**GRIFFINS FRONT OFFICE STAFF**



**Jessica Albert-Huynh**  
Graphic Designer



**Kris Barclay**  
Digital Media  
Production  
Coordinator



**Mitch Brennan**  
Inside Sales and  
Service Intern



**Jared Brown**  
General Manager  
Griff's IceHouse  
West



**Zach Buck**  
Ticket Operations  
and Service  
Manager



**Nicolas Carrillo**  
Digital Media  
Production  
Associate



**Randy Cleves**  
Senior Director of  
Public and  
Community Relations



**Ted Conrad**  
Assistant Manager  
Griff's Georgetown



**Beth Decker**  
Accounting  
Assistant



**Trent Dieterle**  
Digital Media  
Production Manager



**Mason Dirlam**  
Game Presentation  
Intern



**Chad Erwin**  
Director of Ticket  
Operations and  
Analytics



**Michael Garza**  
Social Media Intern



**Mike Hatkowski**  
General Manager  
Griff's  
Georgetown




**Amanda Johns**  
Membership  
Services Account  
Representative



**Peri Kiefer**  
Corporate Sales  
Intern



**Mike Kiel**  
Group Events  
Account  
Representative



**Matt Martinelli**  
Assistant  
Facilities Manager  
Griff's IceHouse at  
Belknap Park



**Anna Mitchell**  
Membership  
Services Account  
Representative



**Kirk Morgan**  
Executive Director  
Griffins Youth  
Foundation

**GRIFFINS FRONT OFFICE STAFF**



**Brandon Nelson**  
Director of Game Presentation



**Kelly Pawlak**  
Executive Assistant



**Peter Piatek**  
Facility Manager  
Griff's IceHouse at Belknap Park



**Bre'onna Raymo**  
Senior Group Events Account Manager



**Scott Redman**  
Program/Marketing Director  
Griff's IceHouse West



**Steve Ritsema**  
Senior Corporate Sales Account Manager



**Shawn Robinson**  
Public Relations Intern



**Travis Roper**  
Senior Corporate Sales Account Manager



**Jeff Schmidt**  
Operations Manager  
Griff's Georgetown



**Lorenzo Serrato**  
Corporate Sales Intern



**Andrew Streitel**  
Public Relations Manager



**Lisa Vedder**  
Director of Accounting and Tax




**Camden Whitney**  
Corporate Partnerships Fulfillment Coordinator

# 11 RILEY BARBER

## Right Wing

Height: 6'0" Weight: 194 Shoots: Right Born: 2/7/94 in Pittsburgh, Pa.

Drafted: Washington's 7th choice, 167th overall, in 2012 NHL Entry Draft



Second season as a Griffin ... Seventh year pro ... Recalled from Hershey (AHL) by Washington (NHL), 2/23/17 ... Assigned to Hershey by Washington, 2/26/17 ... Recalled from Hershey by Washington, 2/28/17 ... Assigned to Hershey by Washington, 3/1/17 ... Recalled from Hershey by Washington, 12/7/18 ... Assigned to Hershey by Washington, 12/8/18 ... Signed to a one-year contract by Montreal (NHL), 7/1/19 ... Recalled from Laval (AHL) by Montreal, 12/9/19 ... Assigned to Laval by Montreal, 1/3/20 ... Traded to Pittsburgh (NHL) by Montreal with Phil Varone for Joseph Blandisi and Jake Lucchini, 2/20/20 ... Assigned to Wilkes-Barre/Scranton (AHL) by Pittsburgh, 2/20/20 ... Agreed to terms on a two-year contract with Detroit, 10/9/20 ... Assigned by Detroit, 1/12/21...Reassigned to Detroit's taxi squad, 1/24/21 ... Reassigned from Detroit's taxi squad, 1/29/21.

**Career Highlights:** Enters 2021-22 with 12 career NHL games between Washington and Montreal ... Also enters with 291 career professional contests to his name, totaling 217 points (106-111—217) while playing for Hershey, Laval and Wilkes-Barre/Scranton ... Recorded his first goal during his AHL debut with Hershey on Oct. 10, 2015 against Springfield ... Bagged inaugural AHL assist on Oct. 24, 2015 against Hartford ... Made NHL debut on with Washington against Edmonton on Feb. 24, 2017 ... Named to the AHL Central Division All-Star Team in 2020-21 ... AHL Rookie of the Month in February 2016 ... 2014-15 NCHC Conference Champion with Miami (OH) ... Named to the NCAA Second All-Star Team in 2013-14 ... Earned CCHA Rookie of the Year, All-Rookie and First All-Star Team honors in 2012-13 ... Captured a gold medal with Team USA at the 2013 World Junior Championship and the 2012 IIHF U-18 World Championship ... USHL Clark Cup Champion in 2011 with Dubuque.

**2020-21:** Led the Griffins in goals (20), points (34) and points per game (1.06) ... His scoring pace equaled a 48-goal, 81-point clip in a regular 76-game AHL season ... Ranked second in the AHL for goals (20), just one shy of Cooper Marody who played seven more games ... Named to the AHL Central Division All-Star Team ... Started the season on a nine-game point streak from Feb. 5 through March 11 (8-5—13) ... Tied career best four-game goal streak from Feb. 26 through March 11 ... Recorded seven multi-point games out of 32 ... Tallied three points (1-2—3) once and tied a career-high four points (2-2—4) on May 7 against Chicago ... Captured six game-winning goals, which tied a career best. **2019-20:** Saw action in nine NHL games for Montreal ... Spent the bulk of the season in the AHL for Laval, posting 31 points (13-18—31) along with 19 penalty minutes ... Skated in seven games for Wilkes-Barre/Scranton and earned six points (3-3—6), giving him 37 total AHL points (16-21—37) in 46 games ... Totaled 11 multi-point games, including a season-best three points (2-1—3) against Utica on Nov. 22 ... Tallied a six-game point streak from Nov. 29 through Jan. 3 ... Ended the season with points in three of the final four contests. **2018-19:** Competed in 64 games for the Hershey Bears, totaling an AHL career-highs in goals (31), assists (29), points (60) and penalty minutes (84) ... Recorded longest goal streak of four games from Nov. 10-17 ... Registered 13 power-play goals, which ranked ninth in the AHL ... Totaled nine points (4-5—9) during his season-high five-game streak ... Recorded 17 multi-point games, including five contests with three points ... Earned second hat trick of career on Jan. 22 against Wilkes-Barre/Scranton ... Totaled a career-high 29 penalty minutes on Dec. 2 against Binghamton ... Reached the Calder Cup Playoffs for the third time in his career ... Skated in nine playoff games and earned three goals, three assists and six points. **2017-18:** Competed in his third regular season with the Hershey Bears, seeing action in 60 games ... Recorded 20 goals, 18 assists and 38 points ... Reached double figures for multi-point games with 10, including a season-high three points (1-2—3) on Feb. 11 against Rochester ... Tallied four goals in three games during the stretch from Feb. 2-4 ... Recorded back-to-back games with two assists on Feb. 11 and 16. **2016-17:** Skated in three NHL games for Washington, making his career debut on Feb. 24 against Edmonton ... Spent much of the year in the AHL for Hershey, playing in 39 contests and registering 13 goals, 14 assists and 27 points ... Knocked in a season-high two goals on Feb. 12 against Bridgeport ... Totaled seven multi-points games ... Went on a four-game point streak twice (Oct. 23-30, April 2-8) ... Concluded the season with six points (2-4—6) in just as many games. **2015-16:** Made AHL debut on Oct. 10 with the Hershey Bears against Springfield, earning his first goal and point in the contest ... Named AHL Rookie of the Month in February ... Skated in a career-high 74 games, totaling 26 goals, 55 points and tying a career-high 29 assists ... Registered 12 multi-point games, including a season-high four points on Jan. 30 against Syracuse ... Enjoyed a career-best six-game assist streak from Jan. 30 through Feb. 12 ... Recorded 20 points (10-10—20) during a career-high 10-game point streak from Jan. 30 through Feb. 23 ... Finished the season with a career-best shooting percentage of 16% ... Competed in the Calder Cup Playoffs for the first time, reaching the finals before bowing out to Lake Erie ... During the playoffs, participated in 17 games and tallied one goal, three assists and four points, including a two-point contest on April 23 against Portland during the first round. **2014-15:** Completed his junior year of college with Miami University of Ohio, totaling 20 assists, 40 points and a college-best 20 goals in 38 games, which tied a team high ... Recorded at least one point in 30 of the 38 contests ... Notched seven multi-point games ... Ranked first on the team with 180 shots ... Totaled 13 power-play points (6-7—13), which was good for second on the roster ... Helped lead Miami to a 25-14-1 overall record and a NCHC championship, after being defeated in the finals a year ago ... Ended the regular season on a nine-game point streak ... Named NCHC Offensive Player of the Week on Nov. 10. **2013-14:** One of four Miami players that skated in every game (38) ... Totaled 19 goals, 44 points and a college-high 25 assists ... Averaged 1.16 points per contest ... Secured 17 power-play points (6-11—17), which ranked second on the team ... Led Miami with four short-handed goals,

which tied for the most in the nation ... Named to All-NCHC Second-Team ... Placed on the NCHC Academic All-Conference team ... Earned NCHC Offensive Player of the Week honors on Oct. 14 after opening the season recording seven points over the first two games against Ohio State ... Tallied a career high four goals and five points against Ohio State on Oct. 12 ... Tied for the team lead with 12 multi-point contests ... Recorded a career-high three assists at Bemidji State on Nov. 30. **2012-13:** Skated in a college-high 40 games during his freshman season, ranking second on the team and the conference with 39 points (15-24—39) ... Top scorer in the country for all freshmen ... Scored first collegiate goal on Oct. 13 against Colgate ... Recorded 12 multi-point games, including four multi-assist contests ... Honored as the CCHA Rookie of the Year, the only Miami player to ever win the award ... Named to the CCHA All-Rookie Team and First-Team All-CCHA ... Selected to College Hockey News All-Rookie Team ... Hockey Commissioners' Association National Rookie of the Month in October ... Earned CCHA Rookie of the Month honors in October and November, as well as CCHA Rookie of the Week four times ... Helped guide the RedHawks to the CCHA regular-season championship ... Captured a gold medal at the World Junior Championships for Team USA, while totaling three goals and three assists in seven games. **2011-12:** Helped Team USA earn the gold medal at the 2012 IIHF U-18 World Championship in the Czech Republic, notching a goal and two assists in six games ... Played 24 games in the USHL for the U.S. National Team Development Program Juniors, totaling 11 points (5-6—11) ... Also recorded 21 goals and 15 assists in 60 games for the U.S. National U-18 team in the USDP league ... Represented Team USA at the International Juniors and tallied five points (2-3—5) in nine games. **2010-11:** Skated in 57 contests for the Dubuque Fighting Saints in the USHL and totaled 28 points (14-14—28), including two in 11 playoff games ... Played three games for the U.S. National U-17 Team in the USDP and earned one goal and one assist ... Represented Team USA U-17 at the International Juniors and recorded two points (1-1—2) in four contests. **2009-10:** Competed in the T1EHL league for Compuware 16U AAA and notched 38 points (16-22—38) in just as many games ... Also skated in 71 contests with the same club in the 16U AAA league, totaling 72 points (32-40—72).

**Personal:** Son of Stacy and Don Barber ... Father, Don, played college hockey at Bowling Green State University and played parts of six seasons in the NHL with Minnesota, Quebec, Winnipeg and San Jose ... Enjoys golfing when off the ice ... Lives in Plymouth, Mich., during the offseason ... Has a mini labradoodle named Ted ... Has two younger brothers ... Best friend in hockey is Liam O'Brien who plays with the Arizona Coyotes ... Greatest hockey memory is winning gold at the world juniors ... Started playing hockey at the age of four as a defenseman ... Hockey nickname is Barbs ... Hockey idol as a child was his dad ... Greatest influence on his hockey career is his dad ... Plans to live at the lake and deliver gas after his playing career is over ... His first job was as a bus boy ... Favorite charitable cause is breast cancer awareness ... Most exciting and unique thing he has done is skydive ... Would trade places with a yacht captain for a day ... Played baseball and soccer growing up ... Most famous non-hockey person he's met is Bert Kreischer ... Favorite food is meatloaf ... Favorite music artists are Hardy, Drake, Morgan Wallen and Mike ... Favorite movie is Wedding Crashers ... Favorite TV show is That's 70's Show ... Favorite vacation spot is Victoria, British Columbia ... Favorite pro sports team is the Pittsburgh Steelers ... Least favorite pro team is the Cleveland Browns ... Favorite sport to watch other than hockey is golf.

### AHL CAREER HIGHS

Games Played: 74, 2015-16	Assist Streak: 6, 1/30/16-2/12/16
Goals: 31, 2018-19	Point Streak: 10, 1/30/16-2/23/16
Assists: 29, twice (MR: 2018-19)	Goals, Game: 3, twice (MR: 2/22/19 HER at WBS)
Points: 60, 2018-19	Assists, Game: 2, 19 times (MR: 5/7/21 GR vs. CHI)
PIM: 84, 2018-19	Points, Game: 4, twice (MR: 5/7/21 GR vs. CHI)
Goal Streak: 4, twice (MR: 2/26/21-3/11/21)	PIM, Game: 29, 12/2/18 HER vs. BNG

### FIRSTS

AHL Game: 10/10/15 HER at SPR	NHL Game: 2/24/17 WSH vs. EDM
AHL Point: 10/10/15 HER at SPR (goal)	NHL Point: N/A
AHL Goal: 10/10/15 HER at SPR (Niklas Treutle)	NHL Goal: N/A

Season	Team	League	Regular Season					Playoffs				
			GP	G	A	PTS	PIM	GP	G	A	PTS	PIM
2010-11	Dubuque	USHL	57	14	14	28	48	11	2	0	2	6
	U.S. National U17 Team	USDP	3	1	1	2	2	--	--	--	--	--
2011-12	USNTDP Juniors	USHL	24	5	6	11	59	--	--	--	--	--
	U.S. National U18 Team	USDP	60	21	15	36	85	--	--	--	--	--
2012-13	Miami U.	CCHA	40	15	24	39	22	--	--	--	--	--
2013-14	Miami U.	NCHC	38	19	25	44	28	--	--	--	--	--
2014-15	Miami U.	NCHC	38	20	20	40	12	--	--	--	--	--
2015-16	Hershey	AHL	74	26	29	55	34	17	1	3	4	24
2016-17	Hershey	AHL	39	13	14	27	12	12	1	4	5	4
	Washington	NHL	3	0	0	0	0	--	--	--	--	--
2017-18	Hershey	AHL	60	20	18	38	49	--	--	--	--	--
2018-19	Hershey	AHL	64	31	29	60	84	9	3	3	6	4
2019-20	Laval	AHL	39	13	18	31	19	--	--	--	--	--
	Montreal	NHL	9	0	0	0	2	--	--	--	--	--
	Wilkes-Barre/Scranton	AHL	7	3	3	6	6	--	--	--	--	--
2020-21	Grand Rapids	AHL	32	20	14	34	22	--	--	--	--	--
	<b>NHL TOTALS</b>		<b>12</b>	<b>0</b>	<b>0</b>	<b>0</b>	<b>2</b>	--	--	--	--	--
	<b>AHL TOTALS</b>		<b>315</b>	<b>126</b>	<b>125</b>	<b>251</b>	<b>226</b>	<b>38</b>	<b>5</b>	<b>10</b>	<b>15</b>	<b>32</b>
	<b>PRO TOTALS</b>		<b>327</b>	<b>126</b>	<b>125</b>	<b>251</b>	<b>228</b>	<b>38</b>	<b>5</b>	<b>10</b>	<b>15</b>	<b>32</b>

# 27 SETH BARTON

## Defenseman

**Height:** 6'2"    **Weight:** 185    **Shoots:** Right    **Born:** 8/18/99 in Kelowna, British Columbia

**Drafted:** Detroit's 6th choice, 81st overall, in 2018 NHL Entry Draft



Second season as a Griffin ... First year pro ... Signed to a two-year entry-level contract by Detroit, 3/24/21 ... Signed to an amateur tryout, 4/2/21.

**Career Highlights:** Finished first among the BCHL's Trail Smoke Eaters defensemen in goals (6), and second in points (33) and assists (27) during the 2017-18 campaign ... Led defensemen in scoring and goals (3-8—11) in 16 postseason games in 2017-18 ... Logged 38 points (11-27—38) in 35 games with BCMML's Okanagan Rockets in 2016-17 ... Made AHL debut with Grand Rapids on May 11, 2021 at Cleveland ... Registered first AHL point on an assist in Cleveland on May 14, 2021 ... Captured a gold medal at the 2018 World Junior A Challenge for Canada West U19 ... Two-time Hockey East All-Academic Team honoree in 2018-19 and 2019-20.

**2020-21:** Made AHL debut for the Griffins on May 11 against Cleveland ... Recorded first AHL point and assist on May 14 against Cleveland ... Skated in 20 games as a junior for UMASS-Lowell during a shortened season, totaling two goals and nine assists ... Held a two-game point streak from Feb. 13-19 and March 6-10 ... Recorded two multi-point contests ... Registered three points on the power play ... Ranked second on the team in blocked shots with 17 ... Reached Hockey East championship game. **2019-20:** Competed in 30 games as a sophomore at UMASS-Lowell, logging 15 points (3-12—15) ... Recorded 13 points in Hockey East contests, which ranked tied for 10th among conference defenders ... Notched a plus or even rating in 22 of 30 games ... Totaled a career-high three assists against Merrimack on Jan. 18 ... Named to the Hockey East All-Academic Team ... Tallied a three-game point streak from Feb. 21-28 ... Earned three multi-point games. **2018-19:** Skated in 33 of 37 games as a freshman for UMASS-Lowell, posting 10 points (2-8—10) ... 10 points ranked third best on the team among rookies ... Recorded first career goal on Dec. 7 against Boston University, which was also the game-winning tally ... Notched a career-high two assists twice ... Earned first playoff point on March 16 against BU ... Had a plus or even rating in 27 of 33 games ... Totaled two multi-point outings. **2017-18:** Appeared in a career-high 49 games for the Trail Smoke Eaters of the British Columbia Hockey League, totaling six goals, 27 assists and 33 points ... Finished first amongst the Trail Smoke Eaters defensemen in goals (6), and second in points (33) and assists (27) ... Also, skated in 16 playoff matches and led defensemen in scoring and goals (3-8—11) ... Captured a gold medal at the World Junior A Challenge for Canada West U19, participating in five games with two points (0-2—2). **2016-17:** Skated in 35 games for the Okanagan Rockets U18 AAA team and recorded 38 points (11-27—38) ... Made the playoffs for the second consecutive season, appearing in two contests ... Competed in two games for the Nanaimo Clippers in the BCHL. **2015-16:** Played in 37 games for the Okanagan U18 AAA team, totaling one goal and 11 assists ... Tallied a career-high 62 penalty minutes ... Made playoffs for the first time and skated in five games, totaling two assists. **2013-14:** Appeared in five games for the Kelowna Jr. U15 team, registering three assists.

**Personal:** Son of Joy and Steve Barton ... Has two younger brothers, Jonathan and Joel ... Best friend in hockey is his college roommate ... Greatest hockey memory is Christmas day pond hockey ... Started playing hockey at the age of four as a forward ... Hockey nickname is Barts ... Hockey idol as a youth was Mike Modano ... Greatest influence on his hockey career are his parents ... Plans to stay in the hockey community and use his finance degree after his playing career is finished ... First job was landscaping ... Proudest achievement is being a good role model for his younger brothers ... Favorite charity is Charity Water ... Most unique place he's been is Yellowstone National Park ... Would trade places with a pro golfer for a day ... Speaks French ... Played soccer growing up ... Favorite food is sushi ... Favorite music artists are Luke Combs and Kygo ... Favorite movie is *Gladiator* ... Favorite TV show is *Peaky Blinders* ... Favorite website is amazon.com ... Favorite author is Ryan Holiday ... Favorite pro team is the Seattle Seahawks ... Favorite sport to watch other than hockey is golf ... Enjoys reading, hiking and playing golf.

**AHL CAREER HIGHS**

Games Played: 4, 2020-21  
 Goals: N/A  
 Assists: 1, 2020-21  
 Points: 1, 2020-21  
 PIM: 2, 2020-21  
 Goal Streak: N/A  
 Assist Streak: N/A  
 Point Streak: N/A  
 Goals, Game: N/A  
 Assists, Game: 1, 5/14/21 GR at CLE  
 Points, Game: 1, 5/14/21 GR at CLE  
 PIM, Game: 2, 5/12/21 GR vs. CHI

**FIRSTS**

AHL Game: 5/11/21 GR at CLE  
 AHL Point: 5/14/21 GR at CLE (assist)  
 AHL Goal: N/A

Season	Team	League	Regular Season					Playoffs				
			GP	G	A	PTS	PIM	GP	G	A	PTS	PIM
2013-14	Kelowna Jr.	U15 A1	5	0	3	3	0	--	--	--	--	--
2015-16	Okanagan U18 AAA	BC U18	37	1	11	12	62	5	0	2	2	4
2016-17	Okanagan U18 AAA	BC U18	35	11	27	38	33	2	0	0	0	4
	Nanaimo	BCHL	2	0	0	0	2	--	--	--	--	--
2017-18	Trail Smoke	BCHL	49	6	27	33	32	16	3	8	11	8
	Canada West U19	WJAC-19	5	0	2	2	2	--	--	--	--	--
2018-19	UMASS-Lowell	Hockey East	33	2	8	10	25	--	--	--	--	--
2019-20	UMASS-Lowell	Hockey East	30	3	12	15	20	--	--	--	--	--
2020-21	UMASS-Lowell	Hockey East	20	2	9	11	4	--	--	--	--	--
	Grand Rapids	AHL	4	0	1	1	2	--	--	--	--	--
<b>GRIFFINS/AHL/PRO TOTALS</b>			<b>4</b>	<b>0</b>	<b>1</b>	<b>1</b>	<b>2</b>	<b>--</b>	<b>--</b>	<b>--</b>	<b>--</b>	<b>--</b>

# 48 JONATAN BERGGREN

Forward

(YAH-nah-thehn BER-grehn)

Height: 5'11" Weight: 195 Shoots: Left Born: 7/16/00 in Uppsala, Sweden

Drafted: Detroit's 3rd choice, 33rd overall, in 2018 NHL Entry Draft



First season as a Griffin ... Fourth year pro ... Assigned by Detroit, 10/9/21.

**Career Highlights:** 2020 U20 World Junior Championship Bronze Medal winner ... 2018 Hlinka Memorial Bronze Medal recipient ... Averaged 1.5 PPG and led Sweden's highest-level junior hockey league in scoring with 57 points (18-39—57) over 38 contests played in 2018-19, leading the circuit in both assists and points ... Logged 10 points (5-5—10) in seven games during the 2017 IIHF World U18 Championship ... Made pro debut with Skelleftea on Nov. 18, 2017 in the SHL at age 17 ... Logged three points (2-1—3) and won a gold medal with Sweden during the 2017 IIHF U17 World Hockey Challenge ... Led the J20 SuperElit league in points (57) and assists (39) in 2017-18 ... Won a SHL silver medal with Skelleftea in 2017-18 ... In 2015-16, paced the TV-Pucken tournament with 18 helpers, nine goals and 27 points.

**2020-21:** Skated in 49 games for Skelleftea AIK during his third pro season in the Swedish Hockey League, totaling 45 points (12-33—45) and a career-high 33 assists ... Led the team in scoring and tied for sixth in the league ... Became 13th player in SHL history to compile 40-plus points in a season at age 20 or younger, first since 2017-18 ... Made first professional playoff appearance and notched four assists in 12 games ... Recorded first playoff point (0-1—1) on April 11 ... Enjoyed 13 multi-point contests, including a season-high three points (0-3—3) on Oct. 24 ... Started the season on a seven-game point streak (2-9—11) and ended the year on a three-game streak (1-3—4). **2019-20:** Took home the bronze medal for the Sweden national team at the U20 World Junior Championship, registering one goal and four helpers in seven games ... Competed in 24 contests for Skelleftea AIK in the SHL and recorded two goals and 10 assists ... Limited to 24 games due to a shoulder injury ... Reached double figures for points in one contest ... Rattled off a four-game point streak (2-2—4) from Nov. 21-30, which was the longest of the season. **2018-19:** Appeared in 16 games for Skelleftea AIK in the SHL and totaled three assists ... Averaged 1.50 PPG and led Sweden's highest-level junior hockey league in scoring with 57 points (18-39—57) over 38 games, leading the circuit in both assists and points ... Limited to 16 games due to a back injury. **2017-18:** Made professional debut on Nov. 18 for Skelleftea AIK in the SHL ... Recorded first pro point and assist on March 27 ... Skated in 10 games for Skelleftea AIK, including his first two playoff appearances ... Awarded a SHL silver medal ... Played majority of the season for Skelleftea J20 in the J20 SuperElit league, totaling 18 goals and 39 assists in 38 contests ... Led the J20 SuperElit with most assists (39) and points (57) ... Joined Skelleftea J18 for one game and recorded a point ... Won the Hlinka Memorial bronze medal for Sweden U18 at the Hlinka Gretzky Cup ... Captured a bronze medal for Sweden at the U18 World Junior Championship. **2016-17:** Spent majority of the year with Skelleftea J20 in the J20 SuperElit league, posting six goals and six assists in 29 contests ... Appeared in seven games for Skelleftea J18 in the J18 Allsvenskan league and notched two goals and six assists ... Skated in six playoff games for the J18 team and logged nine points (6-3—9) ... Competed in the J18 Elit league with Skelleftea and produced six goals and five helpers in eight contests ... Played for the U17 Sweden team at the World Hockey Championship and took home the gold medal. **2015-16:** Split time in the J18 Elit and J18 Allsvenskan leagues with Skelleftea, competing in 17 games each and totaling 21 (10-11—21) and 16 (6-10—16) points, respectively ... Also competed at the U16 level in the Skelleftea organization and logged six goals and seven assists in six contests ... Led the TV-Pucken tournament in assists (18), goals (9), points (27) and playoff helpers (8). **2014-15:** Skated in 26 contests for Enkopings SK in the J18 Div.1, posting 50 points (22-28—50) ... Rattled off 11 points (4-7—11) in six post-season qualification games ... Saw time at the U16 Div.1 level with Enkopings and recorded one goal in two contests. **2013-14:** Competed in 33 games for Enkopings SK in the J18 Div. 1 league, totaling 21 goals and 12 helpers ... Started the year in the U16 Div.2 league for Enkopings U16 and posted a massive 54 points (26-28—54) in just 16 games ... Moved up to U16 Div.1 for seven contests and produced 12 points (4-8—12).

**Personal:** Has a dog named Charlie ... Has two siblings ... Best friend in hockey is the puck ... Greatest hockey memory is playing in his first SHL game ... Started playing hockey at the age of four as a forward ... Hockey nicknames are Beggie or Bergy ... Hockey idol as a youth was Sydney Crosby ... First job was playing hockey ... Wants to become a padel player after his hockey career ... Played soccer growing up ... Favorite movie is *Dumb and Dumber* ... Favorite vacation spot is Spain.



Season	Team	League	Regular Season					Playoffs				
			GP	G	A	PTS	PIM	GP	G	A	PTS	PIM
2013-14	Enkopings SK U16	U16 Div.2	16	26	28	54	6	--	--	--	--	--
	Enkopings SK U16	U16 Div.1	7	4	8	12	2	--	--	--	--	--
	Enkopings SK J18	J18 Div.1	33	21	12	33	14	--	--	--	--	--
2014-15	Enkopings SK U16	U16 Div.1	2	1	0	1	0	--	--	--	--	--
	Enkopings SK J18	J18 Div.1	26	22	28	50	12	6	4	7	11	6
2015-16	Skelleftea AIK U16	U16 SM	6	6	7	13	6	--	--	--	--	--
	Skelleftea AIK J18	J18 Elit	17	10	11	21	8	--	--	--	--	--
	Skelleftea AIK J18	J18 Allsvenskan	17	6	10	16	2	2	0	0	0	0
2016-17	Skelleftea AIK J18	J18 Elit	8	6	5	11	12	--	--	--	--	--
	Skelleftea AIK J18	J18 Allsvenskan	7	2	6	8	45	6	6	3	9	4
	Skelleftea AIK J20	J20 SuperElit	29	6	6	12	8	--	--	--	--	--
2017-18	Skelleftea AIK J18	J18 Allsvenskan	1	0	1	1	0	--	--	--	--	--
	Skelleftea AIK J20	J20 SuperElit	38	18	39	57	34	3	1	4	5	4
	Skelleftea AIK	SHL	10	0	0	0	0	2	0	1	1	2
2018-19	Skelleftea AIK	SHL	16	0	3	3	4	--	--	--	--	--
2019-20	Skelleftea AIK	SHL	24	2	10	12	6	--	--	--	--	--
2020-21	Skelleftea AIK	SHL	49	12	33	45	18	12	0	4	4	2
<b>PRO TOTALS</b>			<b>99</b>	<b>14</b>	<b>46</b>	<b>60</b>	<b>28</b>	<b>14</b>	<b>0</b>	<b>5</b>	<b>5</b>	<b>4</b>

# 1 VICTOR BRATTSTROM

## Goaltender

**Height:** 6'4" **Weight:** 202 **Catches:** Left **Born:** 3/22/97 in Goteborg, Sweden  
**Drafted:** Detroit's 9th choice, 160th overall, in 2018 NHL Entry Draft



First season as a Griffin ... Fifth year pro ... Assigned by Detroit, 10/7/21.

**Career Highlights:** Made professional debut with Sweden's second-highest professional league with the Allsvenskan's Timra IK in 2017-18, recording a 1.93 GAA and a .919 SV% in 15 outings ... Helped guide Timra to a promotion to the SHL by winning the Allsvenskan league in 2017-18 ... Skated with Timra in the SHL in 2018-19, posting a 2.81 GAA and a .898 SV% in 23 contests ... Logged a 2.40 GAA and a .921 SV% in 31 games with Timra's U20 team from 2016-18 ... Paced the J20 SuperElit league with a .943 save percentage in 2016-17 ... Won a J18 bronze medal with Frolunda and led the south division with a .930 SV% in 2013-14.

**2020-21:** Loaned to KooKoo in Finland in Liiga from Timra IK and competed in 38 games, posting an 18-12-7 record during his fourth professional season ... Compiled a 2.20 goals against average while totaling a .903 save percentage ... Skated in first career playoff game, saving 79% of shots faced ... Earned an 18-save shutout on April 9. **2019-20:** Recorded a career-high 33 wins for Timra IK in the HockeyAllsvenskan during his third pro season ... Logged a career-high 45 games ... Posted a 2.13 GAA and a .914 SV%, ranking second and fifth in the circuit among qualifiers ... Earned a win percentage of 73%, which is a career best ... Competed in one post-season qualification game and allowed three goals and stopped 84.2% of shots faced ... Tied a professional career-high three shutouts. **2018-19:** Competed in the SHL in Sweden for the first time with Timra IK, playing in 23 contests and posting a 5-14-0 record ... Possessed a 2.81 goals against average while having a .898 save percentage ... Skated in one relegation game, allowing 2.10 goals and saving 94.3% of the shots. **2017-18:** Began the year with Timra IK J20 in the J20 SuperElit league, competing in just two games and earning a 2.40 goals against average and a .921 save percentage ... Saw first professional action with Timra in the HockeyAllsvenskan league, skating in 15 contests and earning a 10-5-0 ledger ... Tied a professional career-high three shutouts ... Allowed a career-low 1.93 goals against average ... Possessed a .919 save percentage, which is his career best ... Helped lead Timra to a promotion into the SHL for the first time since the 2012-13 campaign after defeating Leksand 3-0 in the HockeyAllsvenskan final and Karlskrona 4-3 in the Direktkval. **2016-17:** Skated in 31 games in the J20 SuperElit league in Sweden for Timra IK J20 ... Totaled an 18-11-0 record while posting two shutouts ... Averaged 2.29 goals per game and saved .935 of his shots ... Awarded the J20 SuperElit Best Save Percentage award ... Competed in a career-high four playoff games, earning a 2.03 goals against average with a .929 save percentage ... Posted a 2-2-0 record in the playoffs with one shutout. **2015-16:** Spent majority of the year with Frolunda HC J20 in the J20 SuperElit league in Sweden ... Logged 27 games and posted an 18-9-0 record with four shutouts ... Averaged 2.26 goals against and a .918 save percentage ... Skated in three playoff games, earning a 2-0 ledger while posting a 2.93 GAA and a .883 SV% ... Sent on loan to Trollhattans HC in the Division 2 league in Sweden ... Saw action in three games for Trollhattans and averaged 3.43 GAA and a .914 SV%. **2014-15:** Competed in 15 games for the Frolunda HC J18 team in the J18 Elit league in Sweden, logging a 10-5-0 record ... Allowed 2.46 goals per game and stopped 88.3% of shots faced ... Appeared in five contests for Frolunda J18 in the J18 Allsvenskan and posted a 4-1-0 ledger and a 2-2-0 record in the playoffs ... In the five regular-season games, averaged a career-best 1.81 GAA and a .914 SV% ... During the playoff run, allowed 3.22 goals in four games while stopping 89% of shots faced. **2013-14:** Split time in the J18 Elit and the J18 Allsvenskan leagues in Sweden with Frolunda HC J18 ... During his 10-game span in the J18 Elit, he tied a career-high 1.81 GAA and posted a career best .930 SV% ... Collected an 8-2-0 record with two shutouts ... Spent the later portion of the season in the J18 Allsvenskan, where he logged a 7-3-0 ledger ... Earned two shutouts and allowed a 2.29 GAA and a .919 SV% ... Went 2-1 in three playoff games while posting a 3.19 GAA and a .863 SV% ... Collected a J18 SM Bronze Medal ... Awarded with the J18 Elit (South) Best SV% (.930). **2012-13:** Played majority of the year with the Frolunda HC U16 team in the U16 Elit league in Sweden, earning a 13-3-0 record in 22 games ... Logged two shutouts and possessed a 2.25 GAA and a .915 SV% ... Also skated in six games in the U16 SM league for Frolunda, recording a 3-3-0 ledger with a 2.70 GAA and a .893 SV% ... Competed with the Sweden U16 national team at the International Juniors and won his only game with a 3.00 GAA and a .842 SV%.

**Personal:** Lives in Stockholm, Sweden during the offseason ... Married to Emma Brattstrom ... Has a twin brother ... Best friend in hockey is the puck ... Greatest hockey memory is winning the SHL with Frolunda ... Started playing hockey at the age of eight as a forward ... Hockey nickname is Iceman ... Hockey idol is Henrik Lundquist ... First job was playing hockey ... Proudest achievement is signing a contract with the Red Wings ... Can juggle and walk on a tight rope ... Would want to trade places with an astronaut for a day ... Played soccer growing up ... Favorite food is pancakes ... Favorite music artist is John Mayer ... Favorite movie is *Interstellar* ... Favorite sport to watch other than hockey is soccer.

LET'S GO GRIFFINS LET'S GO GRIFFINS LET'S GO GRIFFINS LET'S GO GRIFFINS LET'S GO GRIFFINS LET'S GO GRIFFINS LET'S GO GRIFFINS LET'S GO GRIFFINS LET'S GO GRIFFINS LET'S GO GRIFFINS LET'S GO GRIFFINS LET'S GO GRIFFINS

Season	Team	League	Regular Season							Playoffs				
			GP	W	L	O/T	GAA	SO	GP	W	L	GAA	SO	
2012-13	Frolunda HC U16	U16 Elit	22	13	3	0	2.25	2	--	--	--	--	--	
	Frolunda HC U16	U16 SM	6	3	3	0	2.70	0	--	--	--	--	--	
2013-14	Frolunda HC J18	J18 Elit	10	8	2	0	1.81	2	--	--	--	--	--	
	Frolunda HC J18	J18 Allsvenskan	10	7	3	0	2.29	2	3	2	1	3.19	0	
2014-15	Frolunda HC J18	J18 Elit	15	10	5	0	2.46	0	--	--	--	--	--	
	Frolunda HC J18	J18 Allsvenskan	5	4	1	0	1.81	1	4	2	2	3.22	1	
2015-16	Frolunda HC J20	J20 SuperElit	27	18	9	0	2.26	4	3	2	0	2.93	0	
	Trollhattans HC	Division 2	3	--	--	--	3.43	--	--	--	--	--	--	
2016-17	Timra IK J20	J20 SuperElit	31	18	11	0	2.29	2	4	2	2	2.03	1	
2017-18	Timra IK J20	J20 SuperElit	2	0	2	0	2.40	0	--	--	--	--	--	
	Timra IK	Allsvenskan	15	10	5	0	1.93	3	--	--	--	--	--	
2018-19	Timra IK	SHL	23	5	14	0	2.81	0	1	0	1	2.10	0	
2019-20	Timra IK	Allsvenskan	45	33	12	0	2.13	3	1	1	0	3.00	0	
2020-21	KooKoo	Liiga	38	18	12	7	2.20	1	1	0	1	4.00	0	
<b>PRO TOTALS</b>			<b>121</b>	<b>66</b>	<b>43</b>	<b>7</b>	<b>2.27</b>	<b>7</b>	<b>3</b>	<b>1</b>	<b>2</b>	<b>3.03</b>	<b>0</b>	

# 51 KYLE CRISCUOLO

Center

(krihs-KOHL-oh)

Height: 5'9"

Weight: 175

Shoots: Right

Born: 5/5/92 in Southampton, N.J.



Alternate captain ... Fourth season as a Griffin ... Sixth year pro ... Signed to an amateur tryout for the remainder of the 2015-16 season and to a one-year contract for 2016-17, 3/29/16 ... Released from amateur tryout, 4/16/16 ... Signed to a two-year contract by Buffalo (NHL), 7/1/17 ... Recalled from Rochester (AHL) by Buffalo, 11/16/17 ... Assigned to Rochester by Buffalo, 12/4/17 ... Recalled from Rochester by Buffalo, 3/4/18 ... Assigned to Rochester by Buffalo, 3/31/18 ... Signed to a one-year contract by Philadelphia (NHL), 7/1/19 ... Traded to Anaheim (NHL) by Philadelphia with a 4th-round pick in 2020 NHL Draft for Derek Grant, 2/24/20 ... Assigned to San Diego (AHL) by Anaheim, 2/24/20... Agreed to terms on a one-year contract with Detroit, 10/9/20 ... Assigned by Detroit, 1/12/21 ... Agreed to terms on a two-year contract extension with Detroit, 7/27/21.

**Career Highlights:** Enters 2021-22 with 259 career pro hockey games with 138 points (57-81—138) and 96 penalty minutes ... Has nine career NHL games to his name, all coming with Buffalo in 2017-18 ... Made NHL debut on Nov. 17, 2017 against Detroit ... Now in his second stint in the Red Wings' organization after making his pro debut at the end of the 2015-16 season with the Griffins ... Made AHL debut on April 2, 2016 in Toronto ... 2017 Calder Cup Champion as a first-year pro with Grand Rapids where he registered pro career-highs in goals (17) and assists (24) ... Served as an alternate captain for Rochester from 2017-19 ... Logged first AHL point on an assist for the Griffins against Chicago on Oct. 14, 2016 ... Registered first AHL goal for Grand Rapids (NHL) on Oct. 18, 2016 in Iowa ... Played collegiately at Harvard from 2012-16 and captained the Crimson from 2014-16 ... Part of a Harvard team that won the ECAC in 2015 ... Named ECAC Student-Athlete of the Year twice from 2014-16 and honored on the ECAC Second All-Star Team and the All-Ivy League Second Team in both years.

**2020-21:** Served as an Alternate Captain for the Griffins and recorded 19 points (11-8—19) with 16 penalty minutes in 29 contests ... Tallied a four-point (2-2—4) game on May 7 against Chicago to share a team-high for Grand Rapids ... Logged three multi-point contests ... Began the season on a three-game point streak (2-1—3) ... Recorded a season-best four-game point streak (3-2—5) from Feb. 28 through March 13 ... Notched a pro career best five power-play goals ... Concluded the season with a goal and the second star in the Griffins final game against Cleveland on May 15. **2019-20:** Began the season with the Lehigh Valley Phantoms, skating in 40 games and totaling 24 points (8-16—24), which ranked fifth best on the roster ... Finished third on the team for assists (16) and sixth for goals (8) ... Led the Phantoms with a +/- of 12 ... Notched three game-winning goals ... Recorded six multi-point outings, including two contests with three points ... Possessed a season-high four-game point streak (1-4—5) from Jan. 15-22, which also was a career-long assist streak ... Concluded the year with the San Diego Gulls and skated in the final seven games for the franchise. **2018-19:** Spent the season with the Rochester Americans, participating in 43 games with 20 points (6-14—20) and 14 penalty minutes ... Logged five multi-point contests ... Recorded a season-high three-game point streak (2-2—4) from March 23-27 ... Appeared in his third straight Calder Cup Playoffs, skating in three games. **2017-18:** Made NHL debut with Buffalo on Nov. 17 against Detroit ... Appeared in nine NHL games for Buffalo ... Served as an Alternate Captain in 51 games for the Rochester Americans in the AHL, totaling 34 points (15-19—34) and a career-high 34 penalty minutes ... His 34 points ranked eighth best on the roster while his assists (19) placed ninth and goals (15) seventh ... Totaled eight multi-point outings and tied a single-game best of four points (2-2—4) on Feb. 16 against Wilkes-Barre/Scranton ... Added a career-high five-game point streak (3-5—8) to his resume from Oct. 25 through Nov. 3 ... Recorded a career-high four game-winning goals ... Made second consecutive appearance in the Calder Cup Playoffs, competing in three games, and recording one goal and two penalty minutes. **2016-17:** Skated in a career-high 76 games for Grand Rapids during his first year as a professional ... Registered career bests in points (41), goals (17), assists (24) and shots (147) ... Also earned a career-high plus/minus rating of 15 ... Began the season with his first AHL point (0-1—1) on opening night against Chicago on Oct. 14 ... Earned first AHL goal on Oct. 18 against Iowa ... Recorded 11 multi-point games, including two outings with three points ... Notched three-game goal streak from Dec. 3-7, which is longest of his career ... Added two season-high point streaks of three games from Dec. 3-7 and Jan. 28 through Feb. 4 ... Won the Calder Cup during his first playoff run with the Griffins ... Skated in 19 playoff games and totaled nine points (5-4—9), which ranked fifth amongst rookie scorers ... Notched 14 penalty minutes during the playoffs with a +/- of six ... Recorded his first playoff point (assist) on April 21 against Milwaukee ... Logged first playoff goal on April 26 against Milwaukee, which was the game winner ... Added a playoff best two points (1-1—2) on May 13 against Chicago ... Scored one goal during the finals against Syracuse on June 7. **2015-16:** Played in four games with the Griffins while on an amateur tryout after his collegiate career at Harvard came to a close ... Made his Griffins debut on April 2 at Toronto ... In his senior season at Harvard, skated in 34 games and ranked third on the team in points (19-13—32) while helping lead the Crimson to their second straight NCAA Tournament appearance ... Ranked among the team's leaders with seven power play goals (1st), eight game-winning goals (1st), 104 shots (2nd) and a plus-11 rating (16th) ... Served as captain for the Crimson, becoming the fourth multi-year captain in the team's history and the first in nearly 70 years ... Accolades for his senior season included: Hobey Baker award nominee, ECAC Second Team All-League selection, All-Ivy League Second Team, ECAC Student-Athlete of the Year, finalist for the Hockey Humanitarian Award and the Senior CLASS Award and semifinalist for the Walter Brown Award ... Logged a four-game point streak (3-2—5) from Jan. 15-23 ...

Named the ECAC Player of the Week on Jan. 26 after delivering the game-winning goals against Colgate (1/22/16) and Cornell (1/23/16) ... Compiled 10 multi-point games, including a season-high three points (1-2-3) on Dec. 4 against Union. **2014-15:** Played in 37 games in his junior season, ranking second on the team with 48 points (17-31-48) ... Led the team with 31 assists and a plus-25 rating en route to an ECAC Championship ... Named the ECAC Student-Athlete of the Year, All-Ivy League Second Team, ECAC Second Team All-League selection and was a finalist for the Waileter Brown award ... Won the Ralph "Cooney" Weiland Award for third-straight year ... Recorded at least a point in each of the first 10 games to open the season (5-8-13), Nov. 1-29 ... Logged a nine-game point streak (7-10-17) from Dec. 6 through Feb. 3 ... Registered a six-game point streak and netted at least one assist in each game (3-8-11) from Feb. 23 through March 13 ... Tallied back-to-back three-point games (1-2-3) on March 6 and 7 ... Logged 12 multi-point outings, including a season-high four points (2-2-4) on Jan. 24 against Colgate ... Reached the NCAA tournament for the first time. **2013-14:** Led Harvard with 20 points (11-9-20) in 31 games during his sophomore season ... Potted a pair of goals in the season opener on Oct. 26 against Bentley ... Registered a point in three straight contests to open the campaign (3-2-5) ... Scored a goal in back-to-back contests on Nov. 15 and 16 ... Netted two goals and an assist (2-1-3) on Nov. 26 at New Hampshire ... Accounted for two goals on Jan. 18 against Colgate ... Contributed a goal and two assists (1-2-3) on Feb. 10 against Boston College. **2012-13:** In his first collegiate season, scored 13 points (6-7-13) in 22 games ... Registered his first college points, tallying a goal and an assist (1-1-2) against Brown on Nov. 2 ... Named ECAC Rookie of the Week on Nov. 6 ... Recorded a three-game assist streak (0-5-5) from Feb. 11-16 ... Potted a season-high two goals on Feb. 23 at Clarkson ... Logged four multi-point games. **2011-12:** Played in 59 games with Sioux City in the USHL and recorded 44 points (21-23-44) and was named the team's Rookie of the Year.

**Personal:** Lives in Milford, Conn. during the offseason ... Earned a bachelor's degree from Harvard, majoring in psychology and minoring in economics ... Has a brother and a sister ... Best friend in hockey is Alex Kerfoot ... Greatest hockey memory is winning the ECAC Championship in 2015 with Harvard ... Began playing hockey at the age of six as a forward ... Hockey nicknames are Crisco and Scooter ... Hockey idol as a youth was Theo Fleury ... Greatest influence on his hockey career has been his father, who gave him the love for the game ... Plans to work in the front office for an NHL team after his playing career ... His first job was working as a cashier at a food market ... Greatest obstacle he's overcome is being a small player and being able to continue his hockey career ... Proudest achievement is being a two-time captain of Harvard hockey ... Favorite charity is the Boys & Girls Club ... Once attended the U.S. Open tennis tournament ... If he could trade places for a day with another occupation, he would be a music artist ... Also played basketball and golf growing up ... Favorite foods are chicken and tacos ... Favorite quote is "practice like you've never won, perform like you've never lost" ... Favorite music artist is Drake ... Favorite movie is *Wedding Crashers* ... Favorite television show is *New Girl* ... Favorite book is *Legacy* by James Kerr ... Favorite place to vacation is Ocean City and Cape Cod ... Favorite sport to watch is college basketball in March ... Enjoys golf, music and comedy.

### AHL CAREER HIGHS

Games Played: 76, 2016-17	Assist Streak: 4, 1/15/20-1/22/20
Goals: 17, 2016-17	Point Streak: 5, 10/25/17-11/3/17
Assists: 24, 2016-17	Goals, Game: 2, five times (MR: 5/7/21 GR vs. CHI)
Points: 41, 2016-17	Assists, Game: 3, twice (MR: 2/14/20 LV vs. BRI)
PIM: 34, 2017-18	Points, Game: 4, twice (MR: 5/7/21 GR vs. CHI)
Goal Streak: 3, 12/3/16-12/7/16	PIM, Game: 4, five times (MR: 4/20/21 GR vs. CLE)

### FIRSTS


AHL Game: 4/2/16 GR at TOR	NHL Game: 11/17/17 BUF at DET
AHL Point: 10/14/16 GR vs. CHI (assist)	NHL Point: N/A
AHL Goal: 10/18/16 GR at IA (Alex Stalock)	NHL Goal: N/A

Season	Team	League	Regular Season					Playoffs				
			GP	G	A	PTS	PIM	GP	G	A	PTS	PIM
2011-12	Sioux City	USHL	59	21	23	44	24	1	0	1	1	0
2012-13	Harvard	ECAC	22	6	7	13	4	--	--	--	--	--
2013-14	Harvard	ECAC	31	11	9	20	22	--	--	--	--	--
2014-15	Harvard	ECAC	37	17	31	48	12	--	--	--	--	--
2015-16	Harvard	ECAC	34	19	13	32	8	--	--	--	--	--
	Grand Rapids	AHL	4	0	0	0	0	--	--	--	--	--
2016-17	Grand Rapids	AHL	76	17	24	41	14	19	5	4	9	14
2017-18	Rochester	AHL	51	15	19	34	34	3	1	0	1	2
	Buffalo	NHL	9	0	0	0	4	--	--	--	--	--
2018-19	Rochester	AHL	43	6	14	20	14	3	0	0	0	0
2019-20	Lehigh Valley	AHL	40	8	16	24	14	--	--	--	--	--
	San Diego	AHL	7	0	0	0	0	--	--	--	--	--
2020-21	Grand Rapids	AHL	29	11	8	19	16	--	--	--	--	--
	<b>NHL TOTALS</b>		<b>9</b>	<b>0</b>	<b>0</b>	<b>0</b>	<b>4</b>	<b>--</b>	<b>--</b>	<b>--</b>	<b>--</b>	<b>--</b>
	<b>GRIFFINS TOTALS</b>		<b>109</b>	<b>28</b>	<b>32</b>	<b>60</b>	<b>30</b>	<b>19</b>	<b>5</b>	<b>4</b>	<b>9</b>	<b>14</b>
	<b>AHL TOTALS</b>		<b>250</b>	<b>57</b>	<b>81</b>	<b>138</b>	<b>92</b>	<b>25</b>	<b>6</b>	<b>4</b>	<b>10</b>	<b>16</b>
	<b>PRO TOTALS</b>		<b>259</b>	<b>57</b>	<b>81</b>	<b>138</b>	<b>96</b>	<b>25</b>	<b>6</b>	<b>4</b>	<b>10</b>	<b>16</b>

# 9 PATRICK CURRY

## Left Wing

**Height:** 5'11"    **Weight:** 190    **Shoots:** Left    **Born:** 1/9/96 in Schaumburg, Ill.



Second season as a Griffin ... Second year pro ... Signed to a two-year contract, 3/26/20 ... Loaned to Detva (Tipos Extraliga), 12/16/20 ... Recalled from Detva, 1/22/21.

**Career Highlights:** Spent time with HC Detva and the Griffins during his rookie season, totaling seven points (4-3—7) in 32 games between the two clubs ... Made AHL debut on Feb. 11, 2021 against Chicago ... Logged first AHL point on a goal in Rockford on March 3, 2021 ... Earned first AHL two-point outing and inaugural assist on March 27, 2021 at lowa ... Captained Boston University during his senior season ... Amassed 79 points (39-40—79) in 141 collegiate contests ... Won the Hockey East Conference championship in 2017-18 with Boston U. ... Named the 2019-20 Hockey East Best Defensive Forward award after registering 19 goals and 13 helpers ... Selected as a semifinalist for the Walter Brown Award in 2019-20, given to top American-born college hockey player in New England ... Reached the NCAA Tournament twice.

**2020-21:** Spent much of the year with the Griffins and skated in 24 games, totaling five points (4-1—5) and 31 penalty minutes ... Collected first AHL assist on March 27 against Iowa during a season-high two-point (1-1—2) outing ... Registered first AHL goal on March 3 against Rockford ... Sent on loan to HC Detva in the Tipos Extraliga, appearing in eight games and earning two points (0-2—2). **2019-20:** Captained the Boston University hockey team during senior season and competed in all 34 contests ... Finished fourth on team in points with 32 (19-13—32), including a team-best 19 goals ... Goal total ranked tied for 11th in the country ... Led the team in game-winning goals with four and finished second in plus-minus with +10 ... Scored seven goals in first six contests ... Tied career high with three points (2-1—3) in season opener at Union on Oct. 5 ... Completed five multi-point outings ... Ended the campaign on a seven-game point streak (4-3—7), which tied a season best ... Named Hockey East Best Defensive Forward ... Selected as a semifinalist for the Walter Brown Award, given to top American-born college hockey player in New England. **2018-19:** One of six Boston University players to compete in all 38 games ... Finished third on the team in points with 26 (13-13—26) ... His 13 goals ranked second on the roster ... Tied a career-best three points (1-2—3) on Dec. 8 against UMASS-Lowell ... Totaled six multi-point games ... Concluded the regular season on a four-game point streak (2-3—5) from March 15-22 ... Reached the semifinals of the Hockey East tournament ... Two-time Hockey East Top Performer (Feb. 4, Feb. 18). **2017-18:** Played in 30 contests for Boston University during his sophomore year, putting up 10 points on four goals and six assists ... Tallied a goal against the University of Michigan in the NCAA Northeast Regional final on March 25 ... Scored the game-winning goal and assisted on another in a 4-3 overtime win over Boston College in Hockey East semifinals ... Logged two multi-point contests ... Won the Hockey East tournament, reaching the NCAA tournament for the second time ... Helped defeat Cornell College in semifinal round of the NCAA Northeast Regional. **2016-17:** Competed in all 39 games for Boston University as a freshman ... Recorded 11 points on three goals and eight assists ... Earned his first collegiate point (goal) in a 4-4 draw at Northeastern on Nov. 4 ... Collected first assist as a Terrier on Nov. 18 against UConn ... Tallied a game-winning goal on Jan. 16 against Boston College ... Assisted on Boston's first goal in a 4-3 double-overtime win over North Dakota in the NCAA West Regional semifinal ... Totaled two multi-point games, with first of his college career coming on Nov. 22 against Harvard ... Reached the semifinals of the Hockey East Tournament ... Qualified for the NCAA tournament for the first time, reaching the West Regional finals before being knocked out by national runner-up, Minnesota Duluth ... Earned Hockey East Top Performer honors on Nov. 28 and Dec. 5. **2015-16:** Played in the USHL for the Bloomington Thunder and tallied a career-high 33 points (17-16—33) ... One of four players to compete in all 60 games ... 17 goals ranked fourth on the team, while assists (16) placed eighth and points (33) took fifth ... Skated in first ever playoffs, earning six points (3-3—6) in 10 games ... Reached round two of the USHL playoffs ... A two-year total of 115 games played for Bloomington made him the longest-tenured player in club history. **2014-15:** Appeared in 55 games for the Bloomington Thunder during their inaugural season and registered nine goals, 11 assists, 20 points and a career-high 79 penalty minutes ... His 20 points ranked 10th on the roster ... Penalty minutes (79) placed tied for third on the team. **2013-14:** Skated in 32 games for the Tri-City Storm in the USHL and logged 13 points (4-9—13) ... Also played in 25 games for the Springfield Jr. Blues of the NAHL, totaling 26 points (12-14—26) and averaged a team best 1.04 points per game.

**Personal:** Son of Carol and George Curry ... Earned a bachelor's degree in hospitality management from Boston University ... Has two siblings ... Best friends in hockey are Chris Doderio and Jake Oettinger ... Greatest hockey memory is scoring the overtime winner against Boston College in the Hockey East semifinals and then winning the Hockey East championship the next day ... Started playing hockey at the age of three ... Hockey nicknames are Chef, Steph, Currs and Patty ... Hockey idol as a youth was Joe Sakic ... Chose his jersey number because it was the number of Paul Kariya ... Greatest influence on his hockey career has been his parents and brother ... First job was as a hockey player ... Proudest achievement is being named captain at Boston Univ. ... Favorite charity is Wonder Warriors ... Most unique thing he's done is hiking to the bottom of the Grand Canyon ... Most interesting fact about him is that he is a good dancer and ping pong player ... Would like to trade places with a PGA golfer for a day ... Played baseball growing up ... Favorite food is his mom's cooking ... Favorite music artists are Drake and Morgan Wallen ... Favorite movie is *1917* ... Favorite TV show is *Game of Thrones* ... Favorite website is amazon.com ... Favorite author is David McCullough ... Favorite vacation spot is Cape Cod, Mass. ... Favorite college team is Boston Univ. ... Least favorite college team is Boston College and Northeastern ... Favorite sport to watch besides hockey is golf and baseball.

**AHL CAREER HIGHS**

Games Played: 24, 2020-21  
 Goals: 4, 2020-21  
 Assists: 1, 2020-21  
 Points: 5, 2020-21  
 PIM: 31, 2020-21  
 Goal Streak: N/A

Assist Streak: N/A  
 Point Streak: N/A  
 Goals, Game: 1, four times (MR: 5/8/21 GR at CHI)  
 Assists, Game: 1, 3/27/21 GR at IA  
 Points, Game: 2, 3/27/21 GR at IA  
 PIM, Game: 14, 5/14/21 GR at CLE

**FIRSTS**

AHL Game: 2/11/21 GR at CHI  
 AHL Point: 3/3/21 GR at RFD (goal)

AHL Goal: 3/3/21 GR at RFD (Collin Delia)

Season	Team	League	Regular Season					Playoffs				
			GP	G	A	PTS	PIM	GP	G	A	PTS	PIM
2013-14	Springfield	NAHL	25	12	14	26	25	--	--	--	--	--
	Tri-City	USHL	32	4	9	13	40	--	--	--	--	--
2014-15	Central Illinois	USHL	55	9	11	20	79	--	--	--	--	--
2015-16	Central Illinois	USHL	60	17	16	33	76	10	3	3	6	16
2016-17	Boston U.	Hockey East	39	3	8	11	24	--	--	--	--	--
2017-18	Boston U.	Hockey East	30	4	6	10	32	--	--	--	--	--
2018-19	Boston U.	Hockey East	38	13	13	26	32	--	--	--	--	--
2019-20	Boston U.	Hockey East	34	19	13	32	28	--	--	--	--	--
2020-21	HC Detva	Tipos Extraliga	8	0	2	2	22	--	--	--	--	--
	Grand Rapids	AHL	24	4	1	5	31	--	--	--	--	--
<b>GRIFFINS/AHL TOTALS</b>			<b>24</b>	<b>4</b>	<b>1</b>	<b>5</b>	<b>31</b>	--	--	--	--	--
<b>PRO TOTALS</b>			<b>32</b>	<b>4</b>	<b>3</b>	<b>7</b>	<b>53</b>	--	--	--	--	--

# 15 TURNER ELSON

## Left Wing/Right Wing

Height: 6'0" Weight: 194 Shoots: Left Born: 9/13/92 in Edmonton, Alberta



Alternate captain ... Fifth season as a Griffin ... Ninth year pro ... Signed to a three-year contract by Calgary (NHL), 9/22/11 ... Reassigned from Red Deer (WHL) to Abbotsford (AHL) by Calgary, 3/20/12 ... Reassigned from Red Deer to Abbotsford by Calgary, 4/13/13 ... Assigned to Abbotsford by Calgary, 9/18/13 ... Reassigned from Abbotsford to Alaska (ECHL) by Calgary, 2/4/14 ... Reassigned from Alaska to Abbotsford by Calgary, 2/21/14 ... Reassigned from Abbotsford to Alaska by Calgary, 3/21/14 ... Assigned to Adirondack (AHL) by Calgary, 9/29/14 ... Recalled from Adirondack by Calgary, 4/21/15 ... Re-signed to a one-year contract by Calgary, 7/24/15 ... Assigned to Stockton (AHL) by Calgary, 9/28/15 ... Recalled from Stockton by Calgary, 4/8/16 ... Assigned to Stockton by Calgary, 4/10/16 ... Signed to a one-year contract by Colorado (NHL), 7/1/16 ... Assigned to San Antonio (AHL) by Colorado, 10/2/16 ... Signed to a one-year contract by Detroit, 7/1/17 ... Assigned by Detroit, 9/27/17 ... Signed to a one-year contract, 6/18/18 ... Signed to a

two-year contract by Detroit 2/5/19 ... Assigned by Detroit, 9/29/19 ... Re-signed to a one-year contract by Detroit, 9/26/20 ... Signed to a one-year contract, 7/30/21.

**Career Highlights:** Established career highs in points (39), goals (18), assists (21), PIM (80) and games played (72) with the Griffins in 2018-19 ... Won the 2014 Kelly Cup with the ECHL's Alaska Aces ... Logged an assist during his NHL debut with Calgary on April 9, 2016 against Minnesota ... Named alternate captain in his first season with the Red Wings organization in 2017-18 ... Served as an alternate captain for the Griffins from 2017-19 and 2020-21 ... Made AHL debut on April 15, 2012 with Abbotsford against Toronto ... Collected first AHL point on a goal against Milwaukee on Oct. 11, 2013 ... Earned opening AHL assist on March 5, 2014 against Texas.

**2020-21:** Skated in 31 games for the Griffins during his eighth professional season, serving as the alternate captain ... Logged 17 points (4-13-17) and 24 penalty minutes ... Registered three multi-point outings ... Held a three-game point streak twice from April 16-20 (0-3-3) and from May 1-5 (1-3-4) ... His 17 points ranked sixth on the roster while his assists (13) placed fifth and goals (4) took eighth. **2019-20:** Competed in 61 contests for the Griffins in his third year with the organization ... Registered 22 points on nine goals and 13 assists ... Began the season with two points (0-2-2) on Oct. 5 at Chicago, which was the first of five multi-point games ... Recorded a season-high four-game point streak (1-4-5) from Jan. 5-11, which matched a career-best run and set a new career long assist streak ... Tied a career-high two goals on March 3 at San Antonio ... Finished with a plus/minus rating of eight, which is the second best in his career ... Tied for second on the team with three game-winning tallies. **2018-19:** In his second season as a Griffin, established career highs with 39 points (18-21-39), 18 goals, 21 assists, 80 PIM and 72 games played ... Served as an alternate captain for the Griffins ... Plus-12 rating matched his career best from 2017-18, also with Grand Rapids ... Paced the team with three shorthanded goals and tied for the team lead with 72 GP ... Ranked among the club's leaders in points (4th), goals (4th), assists (5th), plus/minus rating (T4th) and PIM (3rd) ... In addition to three shorthanded goals, also logged three power play goals and was one of two players (Colin Campbell) on the Griffins to post a SHG and a PPG ... Three SHG tied for eighth in the AHL and tied for fifth in the franchise's all-time top 10 for a single season ... Totaled nine multi-point games ... Tied for the team's postseason scoring lead with four points (2-2-4) while playing in all five Calder Cup Playoff games ... Also ranked among the club's playoff leaders with two goals (T2nd), two assists (T3rd) and a plus-three rating (T3rd) ... Recorded a point in four of five postseason games ... Matched his career high with a four-game point streak on two occasions, Nov. 10-17 and Nov. 28 through Dec. 5 ... While playing in his 250th AHL game, scooped up his 100th AHL point on his second-period shorthanded goal on Nov. 24 at Chicago ... Played in his 100th game as a Griffin on Jan. 31 at Texas ... Skated in his 300th AHL contest on April 5 at San Jose. **2017-18:** Skated in 57 games during his first season as a Griffin, posting 21 points (9-12-21), a plus-12 rating and 49 PIM ... Served as an alternate captain in his first year within the Detroit Red Wings organization ... Plus-12 rating tied a career high and tied for third on the team ... Tied for ninth on the club in goals and placed eighth in PIM ... Made his Calder Cup Playoff debut and tallied two goals while appearing in all five Central Division Semifinals games ... In his first game as a Griffin, scored a career-high four points behind a goal and a career-best three assists on Oct. 6 against Manitoba ... Combined to post seven points (3-4-7) in the first three games of the campaign ... Logged four multi-point outings ... Registered a career-high 17 PIM on March 11 at Hershey ... Missed 16 games due to illness from Dec. 8 through Jan. 8 ... Played in his 200th career AHL game on Jan. 13 against Cleveland ... Tallied an assist for his 100th point as a pro on March 25 at Chicago ... Scored a goal in Game 1 of the Central Division Semifinals, his first AHL postseason appearance on April 21 at Manitoba. **2016-17:** Totaled three points (1-2-3) and 12 PIM with the San Antonio Rampage while being limited to 13 games due to injury ... Notched his first goal of the season Oct. 23 against Chicago ... Made his return to the lineup on March 12 against Cleveland. **2015-16:** In 63 games with the Stockton Heat, posted 30 points (14-16-30) while setting a career bests in shots (159) ... As an alternate captain with the Heat, ranked among the team's leaders with 30 points (6th), 14 goals (5th), 16 assists (7th), three shorthanded goals (T1st), 159 shots (4th) and 63 games (2nd) ... Tied for fourth in the AHL in shorthanded goals ... Converted on his only shootout attempt of the season ... Made his NHL debut with the Calgary Flames on April 9 at Minnesota, picking up an assist and a



plus-one rating in 14:54 of ice time ... Notched a pair of assists in his season debut on Oct. 10 against Rockford, his first of seven multi-point games on the season ... Tied a career-high two goals on Nov. 14 at Texas. **2014-15:** Appeared in 59 games with the Adirondack Flames and registered 30 points (17-13—30) ... Added a plus-five rating and 52 PIM ... Ranked among the team's leaders with a career-high four game-winning goals (T1st), 30 points (8th), 17 goals (4th), a plus-five rating (T6th) and 150 shots (2nd) ... Tied a career high four-game point streak on two occasions from Dec. 6-12 and April 10-17 ... Racked up five goals during a career-high three-game goal streak from Feb. 7-13 ... Totaled six multi-point games on the season. **2013-14:** In his rookie campaign, appeared in 37 games with the Abbotsford Heat (AHL) and 18 games with the Alaska Aces (ECHL) ... Tallied three points (2-1—3) and 19 PIM with Abbotsford ... Compiled 15 points (5-10—15), a plus-10 rating and 18 PIM with Alaska ... Helped Alaska win the ECHL's Kelly Cup after scoring 11 points (7-4—11) in 21 postseason games ... Made his AHL debut on Oct. 4 during a 5-2 victory over Lake Erie ... Scored his first AHL goal in his third game of the season on Oct. 11 against Milwaukee ... Collected first AHL assist on March 3 against Utica ... Made his ECHL debut on Feb. 7 against Stockton ... Logged a season-high three assists on March 22 against Stockton ... Enjoyed a five-game point streak in the Kelly Cup Playoffs from May 23-30. **2012-13:** In his final junior season with Red Deer, placed second on the Rebels in goals (26), assists (31) and points (57) while playing in 64 games ... Set junior career highs in points, goals and assists ... Led the team with a plus-26 rating ... Alternate captain ... Five game-winning goals placed second on Red Deer ... Added nine points (5-4—9) and six PIM in nine WHL playoff games ... Scored a season-high three points (2-1—3) on Jan. 31 against Kootenay ... Tallied a season-high five-game point streak from March 1-8 ... Played in two games with the Abbotsford Heat after his junior season concluded. **2011-12:** Skated in 55 games with Red Deer and ranked among the team's leaders with 46 points (4th), 21 goals (2nd), 25 assists (5th), 59 PIM (7th) and five power play goals (5th) ... Made his professional debut with the Abbotsford Heat and recorded two PIM on April 15 against Toronto ... Scored a season-high four points on two occasions ... Logged a season-high 17 PIM and had one assist on Jan. 8 at Edmonton ... Racked up 16 points (8-8—16) during a season-high nine-game point streak from Oct. 28 through Nov. 18. **2010-11:** In his second season with Red Deer, skated in 68 games and ranked among the team's leaders with 31 points (8th), 16 goals (6th), 15 assists (T9th), a plus-27 rating (T5th) and 124 PIM (3rd) ... Added four assists and 23 PIM in nine playoff games ... Scored a hat trick and added an assist while tallying five PIM on Jan. 26 against Lethbridge. **2009-10:** In his first season with Red Deer, totaled 17 points (9-8—17) in 66 games ... 94 PIM ranked third on the club ... Recorded four PIM in four postseason contests ... Notched a goal, two assists and 10 PIM in his WHL debut on Sept. 19 against Kootenay.

**Personal:** Lives in Michigan during the offseason ... One of five brothers and they all used to play hockey ... Best friend in hockey is Alex Petrovic ... Greatest hockey memory is winning the Kelly Cup with the Alaska Aces in 2014 ... First skated at the age of three and his first position was center ... Hockey nicknames are Els and Turk ... Hockey idol as a youth was Pavel Bure ... Chose his jersey number because he used it as a young player in minor hockey ... Greatest influence on his hockey career has been his grandpa because he's battled through so much and ran 43 marathons ... Plans to become a scout after his playing career ... First job was working at a car wash ... Greatest obstacle he's overcome is being a walk-on as a 17-year-old in the WHL ... Proudest achievement is playing in his first NHL game ... Favorite charity is Stollery Children's Hospital ... Most exciting thing he's done is he bungee jumped in the West Edmonton Mall ... An interesting fact about him is he's a computer nerd ... If he could trade places for a day with another occupation, he would be a snowboard pro ... Also played soccer, football and slo-pitch growing up ... Lists real estate as an entrepreneurial interest ... Most famous non-hockey person he's met is LeBron James ... Favorite quote is "no sacrifice, no victory" ... Favorite food is pizza ... Favorite music artist is City and Colour ... Favorite movie is *Semi-Pro* ... Favorite television show is *That '70s Show* ... Favorite website is NFL.com ... Favorite vacation place is Greece ... Roots for the Philadelphia Eagles ... Favorite sport to watch other than hockey is football ... Enjoys water sports, all sports and video games.

**AHL CAREER HIGHS**

Games Played: 72, 2018-19  
 Goals: 18, 2018-19  
 Assists: 21, 2018-19  
 Points: 39, 2018-19  
 PIM: 80, 2018-19  
 Goal Streak: 3, 2/7/15-2/13/15

Assist Streak: 4, 1/5/20-1/11/20  
 Point Streak: 4, five times (MR: 1/5/20-1/11/20)  
 Goals, Game: 2, eight times (MR: 3/3/20 GR at SA)  
 Assists, Game: 3, 10/6/17 GR vs. MB  
 Points, Game: 4, 10/6/17 GR vs. MB  
 PIM, Game: 17, 3/11/18 GR at HER

**FIRSTS**

AHL Game: 4/15/12 ABB vs. TOR  
 AHL Point: 10/11/13 ABB vs. MIL (goal)  
 AHL Goal: 10/11/13 ABB vs. MIL (Magnus Hellberg)

NHL Game: 4/9/16 CGY at MIN  
 NHL Point: 4/9/16 CGY at MIN (assist)  
 NHL Goal: N/A

Season	Team	League	Regular Season					Playoffs				
			GP	G	A	PTS	PIM	GP	G	A	PTS	PIM
2009-10	Red Deer	WHL	66	9	8	17	94	4	0	0	0	4
2010-11	Red Deer	WHL	68	16	15	31	124	9	0	4	4	23
2011-12	Red Deer	WHL	55	21	25	46	59	--	--	--	--	--
	Abbotsford	AHL	1	0	0	0	2	--	--	--	--	--
2012-13	Red Deer	WHL	64	26	31	57	60	9	5	4	9	6
	Abbotsford	AHL	2	0	0	0	0	--	--	--	--	--
2013-14	Abbotsford	AHL	37	2	1	3	19	--	--	--	--	--
	Alaska	ECHL	18	5	10	15	18	21	7	4	11	16
2014-15	Adirondack	AHL	59	17	13	30	52	--	--	--	--	--
2015-16	Stockton	AHL	63	14	16	30	59	--	--	--	--	--
	Calgary	NHL	1	0	1	1	0	--	--	--	--	--
2016-17	San Antonio	AHL	13	1	2	3	12	--	--	--	--	--
2017-18	Grand Rapids	AHL	57	9	12	21	49	5	2	0	2	0
2018-19	Grand Rapids	AHL	72	18	21	39	80	5	2	2	4	0
2019-20	Grand Rapids	AHL	61	9	13	22	45	--	--	--	--	--
2020-21	Grand Rapids	AHL	31	4	13	17	24	--	--	--	--	--
	<b>NHL TOTALS</b>		<b>1</b>	<b>0</b>	<b>1</b>	<b>1</b>	<b>0</b>	--	--	--	--	--
	<b>GRIFFINS TOTALS</b>		<b>221</b>	<b>40</b>	<b>59</b>	<b>99</b>	<b>198</b>	<b>10</b>	<b>4</b>	<b>2</b>	<b>6</b>	<b>0</b>
	<b>AHL TOTALS</b>		<b>396</b>	<b>74</b>	<b>91</b>	<b>165</b>	<b>342</b>	<b>10</b>	<b>4</b>	<b>2</b>	<b>6</b>	<b>0</b>
	<b>PRO TOTALS</b>		<b>415</b>	<b>79</b>	<b>102</b>	<b>181</b>	<b>360</b>	<b>31</b>	<b>11</b>	<b>6</b>	<b>17</b>	<b>16</b>

# 33 KADEN FULCHER

## Goaltender

Height: 6'3"

Weight: 201

Catches: Left

Born: 9/23/98 in Brigidon, Ontario



Second season as a Griffin ... Fourth year pro ... Signed to a three-year entry-level contract by Detroit, 10/3/17 ... Reassigned from Toledo (ECHL) by Detroit, 2/22/19 ... Reassigned to Toledo by Detroit, 2/24/19 ... Reassigned from Toledo by Detroit, 3/29/19 ... Recalled by Detroit, 3/31/19 ... Assigned to Toledo by Detroit, 4/7/19 ... Assigned by Detroit, 1/12/21 ... Reassigned to Detroit's taxi squad, 2/1/21 ... Reassigned from Detroit's taxi squad, 2/14/21 ... Reassigned to Detroit's taxi squad, 2/23/21 ... Reassigned from Detroit's taxi squad, 2/24/21 ... Reassigned to Detroit's taxi squad, 2/27/21 ... Reassigned from Detroit's taxi squad, 3/1/21 ... Reassigned to Detroit's taxi squad, 3/15/21 ... Reassigned from Detroit's taxi squad, 4/13/21 ... Reassigned to Detroit's taxi squad, 4/14/21 ... Reassigned from Detroit's taxi squad, 4/17/21 ... Reassigned to Detroit's taxi squad, 4/20/21 ... Reassigned from Detroit's taxi squad, 4/21/21 ... Reassigned to Detroit's taxi squad, 4/22/21 ... Reassigned from Detroit's taxi squad, 4/26/21 ... Reassigned to Detroit's taxi squad, 4/27/21 ... Reassigned from Detroit's taxi squad, 5/3/21 ... Reassigned to Detroit's taxi squad, 5/6/21 ... Reassigned from Detroit's taxi squad, 5/8/21 ... Assigned to Toledo by Detroit, 10/7/21.

**Career Highlights:** Made his NHL debut with the Red Wings and stopped 9 of 11 shots in 27:13 while appearing in relief on April 6, 2019 against Buffalo ... Backed up Pat Nagle while helping the ECHL's Toledo Walleye advance to the Kelly Cup Finals for the first time in franchise history in 2018-19 ... Showed a 15-7-6 record, 3.00 GAA, a 0.899 save percentage and one shutout in 28 games with the Walleye during his first professional season in 2018-19 ... Made AHL debut April 17, 2021 for Grand Rapids against Iowa ... Registered first AHL win on April 21, 2021 against Cleveland ... Bagged first AHL shutout on May 11, 2021 in a 22 save effort at Cleveland ... Helped Hamilton win the OHL's J. Ross Robertson Cup in 2017-18 ... Named the Hap Emms Memorial Trophy winner as the CHL Memorial Cup Most Outstanding Goaltender in 2017-18.

**2020-21:** Made his AHL debut on April 17 against Iowa, marking his first game at any level in over 15 months due to injury ... Saw game action seven times for the Griffins, recording a 2-2-2 ledger, 2.84 GAA and a .905 SV% ... His 2.84 GAA and .905 SV% are both career bests ... Registered first shutout in a 22-save effort against Cleveland on May 11 ... Collected first AHL victory on April 21 against Cleveland ... Faced a career-high 38 shots on May 3 against Rockford and totaled a career-best 36 saves. **2019-20:** Missed the bulk of the season due to injury and only managed to appear in two games for the ECHL's Toledo Walleye. **2018-19:** In his rookie campaign, posted a 15-7-6 record, 3.00 GAA, a 0.899 save percentage and one shutout in 28 games with the ECHL's Toledo Walleye ... Made his NHL debut with the Red Wings during the team's regular season finale and stopped 9 of 11 shots in 27:13 while appearing in relief of Jimmy Howard on April 6 against Buffalo ... Served as a backup to Griffins goaltender Patrik Rybar on three occasions (Feb. 22 vs. TEX, Feb. 23 at CHI and March 30 at RFD) but did not see game action ... Recorded 17 saves on 20 shots during his professional debut with the Walleye on Oct. 13 ... Earned his first pro win after blocking 23 of 26 shots on Oct. 26 against Fort Wayne ... Enjoyed a season-high seven-game point streak from Oct. 26 through Dec. 7, posting a 6-0-1 record and a 0.902 save percentage in that span ... Made 27 saves and notched his first shutout as a pro on March 3 at the Indy Fuel ... Backed up Pat Nagle in all 24 Kelly Cup Playoff games as Toledo advanced to the Kelly Cup Finals for the first time in franchise history. **2017-18:** Registered a 2.86 GAA and a .899 save percentage while establishing career highs in wins (32), shutouts (3), games played (55), minutes (3207) and saves (1368) as part of a 32-17-6 record with the OHL's Hamilton Bulldogs ... Ranked as one of league's top netminders in GAA (7th), save percentage (T20th), wins (T3rd), shutouts (T3rd), games played (6th), minutes (6th) and saves (9th) ... Helped Hamilton win the OHL's J. Ross Robertson Cup by posting a 16-5 record, a 2.70 GAA and a 0.905 save percentage in 21 postseason appearances ... Paced the OHL in postseason wins and GAA while placing seventh in save percentage and second in games played ... Tallied a season-high seven-game winning streak and compiled a 2.43 GAA and a 0.915 save percentage during the run from Dec. 9 through Jan. 3 ... Recorded 40 or more saves on three occasions ... Tallied two five-game winning streaks in the playoffs, March 27-April 7 and April 11-22 ... Posted a 2-2 record in four Memorial Cup games and led all tournament goalies with a 2.27 GAA and a 0.918 save percentage ... Named the Hap Emma Memorial Trophy winner as the CHL Memorial Cup Most Outstanding Goaltender. **2016-17:** Attended both the Red Wings' summer development camp and training camp as a free agent invitee prior to earning his first NHL contract ... Skated in 43 games with Hamilton, recording a 19-17-6 mark to go along with a 3.21 GAA, a 0.891 save percentage and two shutouts ... Placed among the OHL's top goalies in wins (14th), games played (T15th), minutes (2393, 14th), saves (1051, 15th) and shutouts (T6th) ... Appeared in one game while making his OHL playoff debut, stopping 17-of-19 shots in two periods of action on March 30 against Kingston ... Recorded a season-high five-game winning streak from Sept. 30 through Oct. 15. **2015-16:** In his first OHL season, totaled a 6-10-1 record, a 4.25 GAA and a 0.878 save percentage while appearing in games with Sarnia and Hamilton ... Tallied a 2-0-1 record, a 3.30 GAA and a 0.890 save percentage in three games with Sarnia ... Posted a 4-10-0 record, a 4.48 GAA and a 0.876 save percentage in 14 games with Hamilton.

### AHL CAREER HIGHS

Games Played: 7, 2020-21	Losing Streak (Regulation): N/A
Wins: 2, 2020-21	Winless Streak: 3, 4/26/21-5/5/21
Shutouts: 1, 2020-21	Saves, Game: 36, 5/3/21 GR vs. RFD
Consecutive Starts: 2, twice (MR: 5/3/21-5/5/21)	Shots Faced, Game: 38, 5/3/21 GR vs. RFD
Consecutive Games Played: 2, twice (MR: 5/3/21-5/5/21)	Goals Against, Game: 5, 4/26/21 GR vs. CHI
Winning Streak: N/A	

### FIRSTS

AHL Game: 4/17/21 GR vs. IA (3-4 OTL, 25 saves)	NHL Game: 4/6/19 DET vs. BUF (1-7 ND, 9 saves)
AHL Win: 4/21/21 GR vs. CLE (2-1 W, 27 saves)	NHL Win: N/A
AHL Shutout: 5/11/21 GR at CLE (2-0 W, 22 saves)	NHL Shutout: N/A

Season	Team	League	Regular Season							Playoffs				
			GP	W	L	O/T	GAA	SO	GP	W	L	GAA	SO	
2015-16	Sarnia	OHL	3	2	0	1	3.30	0	--	--	--	--	--	
	Hamilton	OHL	14	4	10	0	4.48	0	--	--	--	--	--	
2016-17	Hamilton	OHL	43	19	17	6	3.21	2	1	0	0	3.00	0	
2017-18	Hamilton	OHL	55	32	17	6	2.86	3	21	16	5	2.70	0	
2018-19	Toledo	ECHL	28	15	7	6	3.00	1	--	--	--	--	--	
	Detroit	NHL	1	0	0	0	4.41	0	--	--	--	--	--	
2019-20	Toledo	ECHL	2	0	2	0	5.51	0	--	--	--	--	--	
2020-21	Grand Rapids	AHL	7	2	2	2	2.84	1	--	--	--	--	--	
<b>NHL TOTALS</b>			<b>1</b>	<b>0</b>	<b>0</b>	<b>0</b>	<b>4.41</b>	<b>0</b>	--	--	--	--	--	
<b>GRIFFINS/AHL TOTALS</b>			<b>7</b>	<b>2</b>	<b>2</b>	<b>2</b>	<b>2.84</b>	<b>1</b>	--	--	--	--	--	
<b>PRO TOTALS</b>			<b>38</b>	<b>17</b>	<b>11</b>	<b>8</b>	<b>3.94</b>	<b>2</b>	--	--	--	--	--	

# 17 TARO HIROSE

Left Wing

(*TAR-oh hih-ROH-see*)

Height: 5'10"

Weight: 170

Shoots: Left

Born: 6/30/96 in Calgary, Alberta



Third season as a Griffin ... Third year pro ... Signed to a two-year entry-level contract by Detroit, 3/12/19 ... Assigned by Detroit, 12/3/19 ... Recalled by Detroit, 2/4/20 ... Assigned by Detroit, 2/11/20 ... Agreed to terms on a one-year contract extension with Detroit, 10/8/20 ... Assigned by Detroit, 1/12/21 ... Reassigned to Detroit's taxi squad, 1/21/21 ... Recalled from Detroit's taxi squad, 1/24/21 ... Loaned to Detroit's taxi squad, 1/24/21 ... Recalled from Detroit's taxi squad, 1/26/21 ... Loaned to Detroit's taxi squad, 1/27/21 ... Recalled from Detroit's taxi squad, 1/28/21 ... Loaned to Detroit's taxi squad, 1/29/21 ... Recalled from Detroit's taxi squad, 1/30/21 ... Loaned to Detroit's taxi squad, 2/4/21 ... Reassigned from Detroit's taxi squad, 2/14/21 ... Recalled by Detroit, 4/9/21 ... Loaned to Detroit's taxi squad, 4/10/21 ... Recalled from Detroit's taxi squad, 4/12/21 ... Loaned to Detroit's taxi squad, 4/12/21 ... Reassigned from Detroit's taxi squad, 4/13/21 ... Agreed to terms on a one-year contract extension with Detroit, 7/27/21.

**Career Highlights:** In 2020-21, finished second on the Griffins in points (28), points per game (0.97) and paced the team in assists (23), which is a career high ... Named to Detroit's opening night roster in 2019-20 and logged 26 NHL games in his inaugural full pro season ... Scored seven points (1-6-7) in 10 games during his NHL debut with Detroit at the end of the 2018-19 season ... During his junior season at Michigan State in 2018-19, was named a Hobey Baker Award finalist, a First Team All-American, the Big Ten Player of the Year and a unanimous All-Big Ten First Team selection ... Led the NCAA in multi-point games (15) and three-point games (9), while tying for the lead with 50 points, ranking third with 1.39 points per game and second with 35 assists ... 50 points marked the highest total for a Spartan since John-Michael Liles notched 50 in 2002-03 ... Became the first Spartan to hit the 100-career point mark since 2009 ... All-Big Ten Second Team selection in 2017-18.

**2020-21:** Put up 30 combined points over 35 games between the NHL and AHL, featuring 28 of them (5-23-28) in 29 games for Grand Rapids ... Finished second on the Griffins in points (28), points per game (0.97) and paced the team in assists (23), which is a career high ... Five goals tied a career best from last season with the Griffins ... Registered seven multi-point outings ... Started his campaign with the Griffins with a four-game point streak (1-7-8) from Feb. 18-28 ... Logged a season-best six game scoring streak (1-5-6) from April 1-21 ... Tied a career-high two goals on March 26 at Iowa ... Registered two contests with three points (Feb. 28 & March 26), which tied a career best ... Began the season in Detroit and played in six of the team's first 11 games ... Tallied an assist for Detroit on Jan. 26 at Dallas and added his second point on Jan. 30 against Florida. **2019-20:** Notched seven points (2-5-7) at the NHL level for Detroit ... Named to Detroit's opening night roster and logged 26 NHL games in his inaugural full pro season ... Recorded five power-play assists for Detroit, putting him in a three-way tie for the eighth-most PPA among NHL rookies ... Shined in the AHL with 27 points (5-22-27) in 35 games to lead the Griffins in points per game (tied for third in total points) and finish T-9th in the circuit ... Strung together a career-high seven-game assists streak (0-10-10) from Jan. 18-Feb. 14, which tied for the fifth-longest in the AHL that season ... Registered four multi-point outings ... Matched a career best three points on Dec. 13 and Jan. 24. **2018-19:** In his junior season and final year on campus, posted 50 points (15-35-50), a plus-14 rating and 12 PIM in 36 games for Michigan State University, serving as the team's alternate captain ... Joined the Red Wings after his college season ended and scored seven points (1-6-7) in 10 games while averaging 15:18 of ice time ... Collected an assist in each of his first five games with the Red Wings to match Dylan Larkin's franchise record for longest point streak to begin an NHL career ... Made NHL debut on March 19 against the New York Rangers and earned his first point and assist during his debut ... First NHL goal came on March 31 against Boston ... Named a Hobey Baker Award finalist, a First Team All-American, the Big Ten Player of the Year, a unanimous All-Big Ten First Team selection, an Academic All-Big Ten selection and an All-College Hockey News First Team ... Led the NCAA in multi-point games (15) and three-point games (9), while tying for the lead with 50 points, ranking third with 1.39 points per game and second with 35 assists ... Honored as the Big Ten scoring champion after pacing the conference with 34 points, tying for the lead with 24 assists and tying for eighth with 10 goals in 24 conference-only games ... Became the first Spartan to win the conference scoring title ... In all games, led the Big Ten in assists and tied for the lead in points while tying for 11th in goals ... 50 points on the year marked the highest total for a Spartan since John-Michael Liles recorded 50 in 2002-03 ... 35 assists were the most by a Spartan since Brad Fast notched 35 in 2002-03 ... Tallied his 100th career point with a goal in a 6-4 win at No. 11 Penn State on Jan. 12 ... First Spartan since Tim Crowder (2005-09) in 2009 to reach the century mark ... Honored as the Spartans' Ron Mason Team MVP and as the team's Outstanding Offensive Player ... Named a Big Ten Star of the Week on four occasions, Feb. 5, Jan. 15, Nov. 27 and Oct. 30 ... Named the NCAA First Star of the Week on Oct. 30 after scoring six points (2-4-6) during a two-game road sweep of No. 8 Cornell. **2017-18:** As a sophomore, compiled 42 points (12-30-42), which led Michigan State and four PIM in 36 games ... All-Big Ten Second Team and Academic All-Big Ten selection ... At the Spartans' year-end award banquet, claimed the Ron Mason Team MVP and the team's Outstanding Offensive

Player ... Ranked among the NCAA's leaders with 30 assists (T11th), 1.17 points per game (T13th) and 16 power play assists (T9th) ... In all games, led the Big Ten in power play assists while finishing sixth in points, tied for third in assists, tied for 18th in goals and tied for third in power play points (17) ... In 24 conference-only games, ranked among the Big Ten's leaders with 25 points (T3rd), eight goals (T13th), 17 assists (4th), 1.04 points per game (T3rd) and nine power play assists (1st) ... Led the Spartans in points and assists while placing third in goals ... 42 points were the most by a Spartan since Corey Tropp had 42 in 2009-10 ... Became the fourth Spartan since 2007-08 to surpass the 40-point mark ... Never went more than two consecutive games without a point and registered at least a point in more games than any other player in the Big Ten during the regular season ... Totaled 11 multi-point outings. **2016-17:** Totaled 24 points (6-18-24) and 23 PIM in 34 games during his freshman season ... 24 points marked the most by a Spartan freshman since 2009-10 ... Ranked among the team's leaders with 24 points (2nd), 18 assists (2nd) and six goals (T5th) ... Winner of the team's Outstanding Rookie Award ... Among Big Ten freshman, ranked sixth in points, tied for fourth in assists, tied for 12th in goals, first with 13 power play assists, third with 13 power play points and tied for first with two shorthanded goals ... Scored his first college goal on Oct. 28 against Princeton and became the first Spartan since 2009 to net his first goal while shorthanded ... Made collegiate debut on Oct. 14 against Lake Superior State. **2015-16:** In his final junior campaign in the British Columbia Hockey League with the Salmon Arm Silverbacks, recorded 71 points (15-56-71) and 18 PIM in 58 regular season appearances ... Showed five points (1-4-5) in six playoff games ... Ranked among the BCHL's leaders in points (13th), assists (4th), with 1.22 points per game (T18th) and with 16 power play assists (T18th) ... Led the Silverbacks in points, assists and points per game and tied for the team lead in power play assists ... Tied for seventh on the club in goals and his five power play tallies placed fifth ... In the playoffs, paced the team with four assists and tied for the club lead with five points. **2014-15:** Banked 50 points (18-32-50) and 12 PIM in 58 games with Salmon Arm ... Named the team's Rookie of the Year after leading the club in points and power play assists (13) ... Also ranked among Salmon Arm's leaders with 32 assists (2nd), 18 goals (2nd), three power play goals (T4th) and four game-winning goals (T1st).

**Personal:** Earned a business degree at Michigan State University ... Has one brother that plays hockey in Mankato, Minn. ... Best friend in hockey is his brother, Akito Hirose ... Greatest hockey memory is playing in his first NHL game ... Started playing hockey at the age of three ... Hockey nicknames are Tarzy and Taco ... Hockey idol as a youth was Jarome Iginla and Todd Krygier ... Greatest influence on his hockey career is his father ... Plans to use his business degree after his playing career is over ... First job was as a hockey player ... Proudest achievement is receiving a full scholarship to play hockey at MSU ... Would like to trade places with a pro golfer for a day ... Favorite food is sushi ... Favorite music artist is Avicii ... Favorite movie is *Avengers Endgame* ... Favorite TV show is *Friends* ... Favorite vacation spot is British Columbia ... Favorite college team is MSU ... Least favorite college team is Michigan ... Favorite sport to watch other than hockey is basketball and golf.

### AHL CAREER HIGHS

Games Played: 35, 2019-20	Assist Streak: 7, 1/18/20-2/14/20
Goals: 5, twice (MR: 2020-21)	Point Streak: 7, 1/18/20-2/14/20
Assists: 23, 2020-21	Goals, Game: 2, twice (MR: 3/26/21 GR at IA)
Points: 28, 2020-21	Assists, Game: 3, 1/24/20 GR vs. SD
PIM: 12, 2019-20	Points, Game: 3, four times (MR: 3/26/21 GR at IA)
Goal Streak: N/A	PIM, Game: 2, eight times (MR: 5/7/21 GR vs. CHI)

### FIRSTS

AHL Game: 12/4/19 GR vs. CHI	NHL Game: 3/19/19 DET at NYR
AHL Point: 12/4/19 GR vs. CHI (goal)	NHL Point: 3/19/19 DET at NYR (assist)
AHL Goal: 12/4/19 GR vs. CHI (Oscar Dansk)	NHL Goal: 3/31/19 DET vs. BOS (Jaroslav Halak)

Season	Team	League	Regular Season					Playoffs				
			GP	G	A	PTS	PIM	GP	G	A	PTS	PIM
2014-15	Salmon Arm	BCHL	58	18	32	50	12	--	--	--	--	--
2015-16	Salmon Arm	BCHL	58	15	56	71	18	6	1	4	5	0
2016-17	Michigan State	Big Ten	34	6	18	24	23	--	--	--	--	--
2017-18	Michigan State	Big Ten	36	12	30	42	4	--	--	--	--	--
2018-19	Michigan State	Big Ten	36	15	35	50	12	--	--	--	--	--
2019-20	Detroit	NHL	10	1	6	7	2	--	--	--	--	--
	Grand Rapids	AHL	35	5	22	27	12	--	--	--	--	--
2020-21	Detroit	NHL	6	0	2	2	0	--	--	--	--	--
	Grand Rapids	AHL	29	5	23	28	4	--	--	--	--	--
<b>NHL TOTALS</b>			<b>42</b>	<b>3</b>	<b>13</b>	<b>16</b>	<b>8</b>	--	--	--	--	--
<b>GRIFFINS/AHL TOTALS</b>			<b>64</b>	<b>10</b>	<b>55</b>	<b>65</b>	<b>16</b>	--	--	--	--	--
<b>PRO TOTALS</b>			<b>106</b>	<b>13</b>	<b>68</b>	<b>71</b>	<b>24</b>	--	--	--	--	--

## 18 BRIAN LASHOFF

Defenseman  
(LASH-awf)

Height: 6'3" Weight: 215 Shoots: Left Born: 7/16/90 in Albany, N.Y.



Captain ... 13th season as a Griffins ... 12th year pro ... Signed to a three-year entry-level contract by Detroit, 9/29/08 ... Assigned to Barrie (OHL) by Detroit, 9/30/08 ... Traded to Kingston (OHL) by Barrie with Mitch Lebar and Colt Kennedy for Josh Brittain and Peter Stevens, 12/4/08 ... Assigned to Kingston by Detroit, 9/14/09 ... Reassigned from Kingston by Detroit, 3/20/09 ... Reassigned from Kingston by Detroit, 4/1/10 ... Reassigned to Kingston by Detroit, 4/12/10 ... Assigned by Detroit, 10/3/10 ... Reassigned to Toledo (ECHL) by Detroit, 12/1/10 ... Reassigned from Toledo by Detroit, 12/5/10 ... Recalled by Detroit, 4/11/11 ... Assigned by Detroit, 10/2/11 ... Recalled by Detroit, 4/16/12 ... Assigned by Detroit, 9/14/12 ... Recalled by Detroit, 1/13/13 ... Assigned by Detroit, 1/18/13 ... Recalled by Detroit, 12/1/13 ... Re-signed to a three-year contract by Detroit, 2/25/13 ... Assigned by Detroit, 3/31/13 ... Recalled by Detroit, 4/3/13 ... Assigned by Detroit, 5/10/13 ... Assigned by Detroit, 1/31/15 ... Assigned by Detroit, 10/5/15 ... Re-signed to a one-year contract by Detroit, 6/16/16 ...

Assigned by Detroit, 10/9/16 ... Recalled by Detroit, 12/3/16 ... Assigned by Detroit, 12/28/16 ... Recalled and then assigned by Detroit, 3/16/17 ... Re-signed to a two-year contract by Detroit, 6/29/17 ... Assigned by Detroit, 10/2/17 ... Recalled by Detroit, 11/17/17 ... Assigned by Detroit, 11/18/17 ... Assigned by Detroit, 10/19/18 ... Recalled by Detroit, 12/6/18 ... Assigned by Detroit, 12/10/18 ... Recalled by Detroit, 12/11/18 ... Assigned by Detroit, 12/14/18 ... Recalled by Detroit, 1/1/19 ... Assigned by Detroit, 1/10/19 ... Re-signed to a two-year contract by Detroit, 3/13/19 ... Recalled by Detroit, 3/15/19 ... Assigned by Detroit, 3/25/19 ... Assigned by Detroit, 9/29/19 ... Recalled by Detroit, 12/17/19 ... Assigned by Detroit, 12/23/19 ... Recalled by Detroit, 12/26/19 ... Assigned by Detroit, 1/15/20 ... Recalled by Detroit, 2/20/20 ... Assigned by Detroit, 2/21/20 ... Assigned by Detroit, 1/12/21 ... Traded to Columbus by Detroit for David Savard, 4/10/21 ... Traded to Tampa Bay by Columbus for Tampa Bay's 1st round pick in the 2021 NHL Entry Draft and Tampa Bay's 3rd round pick in the 2022 NHL Entry Draft, 4/10/21 ... Assigned by Tampa Bay, 4/10/21 ... Signed to a one-year contract by Detroit, 7/30/21 ... Assigned by Detroit, 10/8/21.

**Career Highlights:** Served as captain for the Griffins in 2020-21 during his 12th season with the franchise ... Won the 2013 and 2017 Calder Cups with Grand Rapids, one of only three players to be a part of both championships (Mitch Callahan, Nathan Paetsch) ... 513 career regular season games played ranks first among active players who have spent their entire AHL career with the same club and tie for eighth all-time in league history ... Appeared in 75 Calder Cup Playoff games with the Griffins, ranking second in team history ... Places second on the franchise's all-time list with 513 regular season games played ... Became the 126th Griffins alumnus to play in the NHL when he debuted with Detroit and registered his first goal in the same game on Jan. 21, 2013 in Columbus ... Appeared in 136 career NHL games with the Red Wings ... Won a gold medal with Team USA ... at the 2010 World Junior Championship.

**2020-21:** Saw time in 13 games for Griffins as their captain, showing three points (1-2-3) in his 12th season with the organization ... 513 career regular season games played rank first among active players who have spent their entire AHL career with the same club and tie for eighth all-time in league history ... Places second on the franchise's all-time list with 513 regular season games played ... Recorded first helper of the season on Feb. 11 against Chicago and tallied his only goal of the year on March 11 at Rockford. **2019-20:** Skated in 47 games for the Griffins as an alternate captain and totaled eight points (3-5-8), 36 PIM and a plus-six rating ... Eight points tied for fifth on the roster among defensemen ... Tallied a two-game point streak on two separate occasions from Oct. 25-26 and Nov. 6-8 ... Competed in nine NHL contests for Detroit and collected one assist on Jan. 3 in Dallas, while posting a plus-one rating in the nine games ... Appeared in his 136th career NHL game with the Red Wings on Jan. 14 against the New York Islanders. **2018-19:** As an alternate captain with the Griffins, posted 14 points (1-13-14), a plus-five rating and 33 PIM in 53 games ... Recorded one assist and a plus-two rating in two Calder Cup Playoff games, after reaching the playoffs for the fifth consecutive season ... Appeared in his 75th Calder Cup Playoff contest for the Griffins on April 20, which ranks second in team history ... Missed the final three postseason games due to injury ... Skated in four games with the Red Wings and tallied one assist, a minus-one rating and two PIM while averaging 13:39 of ice time ... Among Griffins defensemen, tied for fifth in points and placed fifth in assists ... Made his season debut with the Griffins on Oct. 20 against Chicago after missing the first five games due to injury ... Collected his 100th point as a pro on an assist against Texas on Dec. 1 ... Equaled a career high with a three-game assist streak from Dec. 1-14 ... Logged 11:37 of ice time while making his season debut with the Red Wings on March 16 against the Islanders ... Picked up his first NHL point of the season on an assist at the Rangers on March 19, his first NHL point since picking up an assist on Nov. 22, 2014 at Toronto ... Registered a career-high three points on March 26 at Iowa behind a goal and two assists, which also tied a career best for assists in a game ... Skated in his 450th career AHL game on April 6 in San Jose. **2017-18:** Recorded 15 points (5-10-15) and 29 PIM in 70 games as an alternate captain with the Griffins ... Appeared in one game with the Red Wings and logged 4:02 of ice time on Nov. 17 against Buffalo 11/17/17 vs. BUF ... Played in his 366th game as a Griffins to surpass Mitch Callahan for sole possession of second place on the franchise's all-time games played list on Jan. 12 versus Cleveland ... Played in his 500th pro game on Feb. 9 against San Antonio ... Tallied an assist while skating in his 400th game in the AHL and as a

Griffin on April 14 against Cleveland ... Led all team defensemen in playoff scoring with three points (1-2-3) in five games ... Skated in his 70th Calder Cup Playoff game with the Griffins on April 22 in Manitoba. **2016-17:** Won the Calder Cup with the Griffins for the second time in his career, becoming one of only three players in franchise history to be a part of both championships (Mitch Callahan, Nathan Paetsch) ... Totaled 11 points (3-8-11) and 32 PIM in 62 games with Grand Rapids ... Alternate captain for the Griffins ... Skated in five games with the Red Wings and averaged 12:30 of ice time ... Added four points (1-3-4), a plus-three rating and 12 PIM in 17 postseason contests and helped Grand Rapids win the Calder Cup ... Logged a goal in back-to-back contests on Feb. 3-4 ... Played in his 300th game as a Griffins on Jan. 28 in Stockton. **2015-16:** Skated in 74 games with Grand Rapids and registered 16 points (1-15-16), 30 PIM and a plus-four rating ... 15 assists notched a new career high ... His lone goal of the regular season came in game-winning fashion against Texas on Dec. 19 ... Recorded a three-game assist streak from Feb. 19-23, which tied a career best ... Tied a career-high two assists on April 3 against Rockford ... Played in nine Calder Cup Playoff games and produced three points (2-1-3) and a plus-three rating ... Potted his first goal of the postseason in Game 3 of the Central Division Semifinals on April 26 versus Milwaukee ... Netted a shorthanded unassisted goal in Game 1 of the Central Division Finals against Lake Erie on May 5, and became just the third Griffins defenseman to score either a shorthanded goal or an unassisted goal in a playoff game. **2014-15:** Tallied two assists in 11 games with Detroit before being assigned to Grand Rapids for the duration of the season ... Appeared in 32 games with Grand Rapids and contributed seven points (1-6-7), 12 PIM and a plus-16 rating, highest of his career ... Tallied his lone goal of the season, the game-winner, while registering a plus-two rating in Chicago on Feb. 28 ... Skated in all 16 playoff games for Grand Rapids and picked up three assists and eight PIM. **2013-14:** Spent his first full NHL season as a member of the Red Wings, tallying six points (1-5-6) and 36 PIM in 75 regular season games ... Suited up in five playoff games with Detroit ... Collected an assist in his second game of the season at Boston on Oct. 14 ... Put away his lone goal of the season in Florida on Feb. 6 ... Notched an assist in the season finale against St. Louis on April 13. **2012-13:** Won the Calder Cup with the Griffins for the first time during his second playoff appearance with the club ... Split his season between Grand Rapids and Detroit ... Suited up in 37 regular season AHL games, tallying six points (2-4-6), 23 PIM and a plus-six rating ... Appeared in 18 postseason games en route to winning the Calder Cup, tallying one assist and 10 PIM along the way ... Recorded a career-high 15 PIM on Jan. 19 against Rockford ... Skated in 31 regular season games with the Wings and scored five points (1-4-5) ... Became the 126th Griffins alum to play in the NHL when he made his debut with Detroit and scored his first goal in the same game in Columbus on Jan. 21 ... Notched his first NHL assist on Feb. 17 in Minnesota ... Made three postseason appearances with the Wings ... Registered his Stanley Cup Playoff debut against Anaheim on May 4. **2011-12:** Served as a "black ace" with Detroit during the 2012 Stanley Cup Playoffs ... One of three Griffins to skate in all 76 games after being limited to 37 as a first-year pro ... Tallied career highs in both points (8-11-19) and PIMs (41) ... Ranked second among the team's blueliners in goals with eight ... Tied for the team lead with two unassisted goals and tied for fifth with three power play markers ... Scored his first AHL goal since April 20 on Nov. 12 against Rochester ... Matched a career high with a four-game point streak (3-2-5) from Dec. 31 through Jan. 11, including a career-best three-game goal streak from Dec. 31 until Jan. 7 ... Recorded his first multi-point game of the season on Jan. 6 in Abbotsford and notched the overtime-winning goal against the same club the following night ... Registered eight points (5-3-8) in a 10-game stretch from Dec. 31 through Jan. 25. **2010-11:** Served as a "black ace" with Detroit during the 2011 Stanley Cup Playoffs ... Limited to 37 games as a rookie with the Griffins due to injury, earning three points (0-3-3) and 25 PIM ... Recorded assists in back-to-back games on Nov. 28 and Dec. 11 ... Notched one assist in a three-game stint with ECHL Toledo in early December. **2009-10:** Won a gold medal with the United States following a 6-5 overtime win against host Canada at the World Junior Championship ... Registered two assists and a plus-one rating in seven games to help the United States to just its second goal medal (2004) in the history of the tournament ... Earned two assists and two PIM in six games with Grand Rapids upon the completion of his final OHL campaign ... Named to the OHL Eastern Conference All-Star Team ... Captained Kingston and ranked second among Frontenacs' blueliners with 27 points (6-21-27) in 58 games, while his career-high 71 PIM stood sixth overall on the club ... Finished among Kingston's playoff leaders with 12 PIM (2nd) and a plus-two rating (T5th) through seven postseason contests. **2008-09:** Made his AHL debut with the Griffins at the end of his junior season, tallying five points (1-4-5) in six contests ... Earned an assist during his AHL debut on March 29 against Philadelphia, which began a four-game point streak from March 29 through April 5, which tied a career best ... Notched his first multi-point game in the AHL with two assists in Rochester on April 5 ... Helped the Griffins reach the North Division Finals, tying for both the team lead among defensemen and fourth overall on the club with five points (1-4-5) in eight playoff appearances ... His four playoff assists finished fifth overall on the club ... Tallied two points (1-1-2) in just his third-ever AHL playoff game against Hamilton on April 20 ... Began his third OHL campaign with Barrie, where he tallied 13 points (1-12-13) and 19 PIM in 25 games before being traded to Kingston ... Registered 19 points (6-13-19) and 32 PIM in 35 games for the Frontenacs, tying for first among team defensemen in goals. **2007-08:** Logged 50 games for Barrie, leading Colts' defensemen in each point category with 20 points (5-15-20) ... Each of his five goals came on the power play, which led team blueliners and tied for sixth overall on the club ... Earned one assist and four PIM through eight playoff contests. **2006-07:** Led Barrie's rookie defensemen and placed fourth among the team's first-year players with 12 points (2-10-12) in 47 games...Had one assist and two PIM in five postseason games for the Colts.

**Personal:** Lives in Grand Rapids during the offseason ... Married his wife Nicolina, a research scientist, in July 2019 ... Has a daughter, Maeve...Started playing hockey at the age of four and his first position was forward ... Hockey nickname is Lash ... Hockey idol as a youth was Bobby Orr ... Greatest influence on his hockey career has been his brother Matt, who played 13 years pro ... First job was working at a hockey school ... Greatest obstacle he's overcome is being undrafted ... Proudest accomplishment is playing in the NHL ... Favorite charity is the Boys & Girls Club ... Most exciting place he's visited and his favorite vacation spot is Maui ... Also played baseball and lacrosse growing up ... Favorite music artists are Jimi Hendrix and Stevie Ray Vaughan ... Enjoys playing guitar.



**AHL CAREER HIGHS**

Games Played: 76, 2011-12  
 Goals: 8, 2011-12  
 Assists: 15, 2015-16  
 Points: 19, 2011-12  
 PIM: 41, 2011-12  
 Goal Streak: 3, 12/31/11-1/7/12

Assist Streak: 3, twice (MR: 12/1/18-12/14/18)  
 Point Streak: 4, twice (MR: 12/31/11-1/11/12)  
 Goals, Game: 1, 26 times (MR: 3/11/21 GR at RFD)  
 Assists, Game: 2, four times (MR: 3/26/19 GR at IA)  
 Points, Game: 3, 3/26/19 GR at IA  
 PIM, Game: 15, 1/19/13 GR at RFD

**FIRSTS**

AHL Game: 3/29/09 GR at PHI  
 AHL Point: 3/29/09 GR at PHI (assist)  
 AHL Goal: 4/4/09 GR at HAM (Cedrick Desjardins)

NHL Game: 1/21/13 DET at CBJ  
 NHL Point: 1/21/13 DET at CBJ (goal)  
 NHL Goal: 1/21/13 DET at CBJ (Sergei Bobrovsky)

Season	Team	League	Regular Season					Playoffs				
			GP	G	A	PTS	PIM	GP	G	A	PTS	PIM
2006-07	Barrie	OHL	47	2	10	12	20	5	0	1	1	2
2007-08	Barrie	OHL	50	5	15	20	44	8	0	1	1	4
2008-09	Barrie	OHL	25	1	12	13	19	--	--	--	--	--
	Kingston	OHL	35	6	13	19	32	--	--	--	--	--
2009-10	Grand Rapids	AHL	6	1	4	5	0	8	1	4	5	2
	Kingston	OHL	58	6	21	27	71	7	0	0	0	12
2010-11	Grand Rapids	AHL	6	0	2	2	2	--	--	--	--	--
	Toledo	ECHL	37	0	3	3	25	--	--	--	--	--
2011-12	Grand Rapids	AHL	3	0	1	1	0	--	--	--	--	--
	Grand Rapids	AHL	76	8	11	19	41	--	--	--	--	--
2012-13	Grand Rapids	AHL	37	2	4	6	23	18	0	1	1	10
	Detroit	NHL	31	1	4	5	15	3	0	0	0	0
2013-14	Detroit	NHL	75	1	5	6	36	5	0	0	0	0
	Grand Rapids	AHL	32	1	6	7	12	16	0	3	3	8
2014-15	Detroit	NHL	11	0	2	2	6	--	--	--	--	--
	Grand Rapids	AHL	74	1	15	16	30	9	2	1	3	0
2016-17	Grand Rapids	AHL	62	3	8	11	32	17	1	3	4	12
	Detroit	NHL	5	0	0	0	0	--	--	--	--	--
2017-18	Grand Rapids	AHL	70	5	10	15	29	5	1	2	3	2
	Detroit	NHL	1	0	0	0	0	--	--	--	--	--
2018-19	Grand Rapids	AHL	53	1	13	14	33	2	0	1	1	0
	Detroit	NHL	4	0	1	1	2	--	--	--	--	--
2019-20	Grand Rapids	AHL	47	3	5	8	36	--	--	--	--	--
	Detroit	NHL	9	0	1	1	6	--	--	--	--	--
2020-21	Grand Rapids	AHL	13	1	2	3	6	--	--	--	--	--
<b>NHL TOTALS</b>			<b>136</b>	<b>2</b>	<b>13</b>	<b>15</b>	<b>65</b>	<b>8</b>	<b>0</b>	<b>0</b>	<b>0</b>	<b>0</b>
<b>GRIFFINS/AHL TOTALS</b>			<b>513</b>	<b>26</b>	<b>83</b>	<b>109</b>	<b>269</b>	<b>75</b>	<b>5</b>	<b>15</b>	<b>20</b>	<b>34</b>
<b>PRO TOTALS</b>			<b>652</b>	<b>28</b>	<b>97</b>	<b>125</b>	<b>334</b>	<b>83</b>	<b>5</b>	<b>15</b>	<b>20</b>	<b>34</b>

## 71 JON MARTIN

## Right Wing

Height: 6'2" Weight: 215 Shoots: Right Born: 8/23/95 in Winnipeg, Manitoba



First season as a Griffin ... Sixth year pro ... Signed a free-agent entry-level contract with San Jose (NHL), 3/2/16 ... Assigned to San Jose (AHL), 10/3/16 ... Assigned to San Jose (AHL), 9/18/17 ... Recalled to San Jose (NHL), 9/25/18 ... Signed a one-year contract with Tucson (AHL), 8/21/19 ... Signed a one-year contract with Lausitzer (DEL2), 12/8/20 ... Signed to a one-year contract, 7/29/21.

**Career Highlights:** Logged 24 points (11-13—24) in 37 games for Lausitzer Fuchse in the Del2 during his first season overseas in 2020-21 ... Netted a career-best 12 goals for Tucson in 2019-20 ... Compiled career highs in games (57), points (28) and assists (17) in 2018-19 for San Jose ... Made his AHL debut with San Jose on March 26, 2016 against San Diego ... Bagged first AHL point on a goal against Bakersfield on Dec. 17, 2016 ... Recorded opening AHL helper on Dec. 28, 2016 at Bakersfield ... Amassed 141 points (73-68-141) in 316 regular season games at the junior level in the WHL with Kootenay and Swift from 2011-16.

**2020-21:** Appeared in 37 games for Lausitzer Fuchse in the DEL2, the second level of hockey in Germany ... Logged 24 points on 11 goals and 13 assists ... Totaled 84 penalty minutes ... Ranked among team leader in points (8th), assists (8th) and goals (5th). **2019-20:** Skated in 56 contests for Tucson in the AHL during his first and only year with the club ... Totaled a professional career-high 12 goals and added six points with a plus-eight rating and a 19.4 shooting percentage ... Registered first goal in the season opener on Oct. 4 at Texas ... Tied a career-high two goals on Dec. 7 in Iowa and tallied the game winner ... Recorded two multi-point outings ... Garnered three points in two games on two separate occasions from Dec. 7-10 and Dec. 20-21 ... 18 points ranked 14th on the roster while his goal total tied for sixth and assists placed tied for 20th. **2018-19:** Competed in a career-high 57 games during his fourth season with San Jose in the AHL ... Potted career highs in both points (28) and assists (17) ... Added 11 goals and a career-best 85 penalty minutes and a plus-12 rating ... Listed among team leaders in points (T-9th), assists (T-8th) and goals (T-9th) ... Rattled off a career-high 112 shots ... Collected the game winner during a two-point (1-1—2) outing on Jan. 9 against Ontario ... Totaled a career-high three-game goal streak (3-0—3) from Dec. 31 through Jan. 9 ... Began the month of March with three assists in just as many games, which registered a career best ... Recorded a career-high four-game point streak (1-3—4) from Feb. 26 through March 6 ... Logged an AHL best 15 PIM on April 3 against San Diego ... Tallied two assists on Jan. 21 against Bakersfield, which was a career high ... Recorded five multi-point outings ... Skated in a career-best four playoff games for San Jose during his third Calder Cup Playoffs and totaled a team-high three goals, including a two-tally night on April 22 against San Diego ... Lit the lamp for the first time in the playoffs on April 18 in San Diego. **2017-18:** Logged 53 games and 11 points (4-7—11) during his third season within the San Jose organization ... Tied a career-best two points (1-1—2) on Dec. 12 in Tucson ... Tallied 54 PIM, which ranked fifth on the team ... Recorded three back-to-back games with a point on Dec. 12-13, Feb. 5-10, and Feb. 21-23 ... Skated in one Calder Cup Playoff contest in Tucson on April 27. **2016-17:** Competed in 26 games for San Jose during his rookie season and also saw time in seven contests for the Allen Americans in the ECHL ... With the Barracuda's, reached five points on two goals and three assists and ended the year with a plus-one rating ... Collected first AHL point on a goal against Bakersfield on Dec. 17 ... Recorded assists in consecutive games for the first time on Jan. 16 and 20 ... Earned first AHL helper on Dec. 28 at Bakersfield ... Logged four points (2-2—4) and 12 PIM during his time in the ECHL with Allen. **2015-16:** Made eight appearances for San Jose and was introduced to the AHL on March 26 against San Diego after the conclusion of his junior hockey season ... Concluded the AHL regular season with a plus-one rating and made his Calder Cup Playoff debut on April 22 against Ontario ... Captained the Swift Broncos of the WHL in 66 contests, totaling a career-high 69 points, 38 goals and 31 assists ... Led the Broncos in points and goals while placing second in assists and penalty minutes (74) ... Also played in four games for Kootenay in the WHL, recording four points (3-1—4) ... Skated in a career-high 70 total WHL contests ... His 73 total points ranked tied for 24th in the league, while 32 assists tied for 81st and 41 goals tied for eighth. **2014-15:** Appeared in 56 contests for the WHL's Kootenay Ice in his fourth year with the club ... Garnered 24 points on seven goals and 17 assists ... Finished with a WHL career-best plus-nine rating ... Added 86 penalty minutes ... Ranked among team leaders in points (11th), assists (11th) and goals (11th) ... Made fourth straight appearance in the WHL playoffs and competed in six games, logging two points (0-2—2) and two PIM. **2013-14:** Totaled 18 points (10-8—18) in 63 games for Kootenay ... Registered a career-high 105 penalty minutes ... Point total placed 12th on the roster while assists tied for 15th and goals tied for sixth ... Posted WHL playoff highs in games (13) goals (2) and points (3). **2012-13:** Took part in 68 games for Kootenay during his second year with the club, which marked longest season with any team ... Collected 16 points on nine goals and seven assists ... Goals (T-7th), assists (T-12th) and points (11th) all ranked in the top-15 on the roster ... Accounted for 97 penalty minutes, which was a career best at the time ... Made the playoffs for second straight season, competing in five contests ... Registered a playoff-high 10 PIM. **2011-12:** Participated in 59 games during his first year of junior hockey with Kootenay in the WHL ... Totaled six goals and four points while collecting 52 PIM ... Made first playoff run, skating in two games ... Took part in the World Hockey Champion U17 tournament with Team Canada ... Showed two points (2-0—2) in five contests.

**Personal:** Lives in Winnipeg, Manitoba during the offseason ... Has one brother who is TikTok famous ... Best friend in hockey is Jake Middleton ... Greatest hockey memory is his first pro game ... Started playing hockey at age five as a center ... Hockey nickname is Marty ... Hockey idol is Joe Sakic ... Chose his jersey number because it was his first number given to him as a pro ... Greatest influence on his hockey career is his dad ... Plans to be a firefighter after his playing career ... First job was at Wendy's ... Most exciting thing he's done is playing in Germany ... Played soccer and football growing up ... Most famous non-hockey person he's met is the band Glorious Sons ... Favorite food is pasta ... Favorite music artists are Mt. Joy, Pop Smoke, Mike., and Camp ... Favorite movie is *Step Brothers* ... Favorite TV show is *Yellowstone* ... Favorite vacation spot is Kelowna, British Columbia ... Favorite sport to watch other than hockey is golf or football.

**AHL CAREER HIGHS**

Games Played: 57, 2018-19	Assist Streak: 3, 3/1/19-3/6/19
Goals: 12, 2019-20	Point Streak: 4, 2/26/19-3/6/19
Assists: 17, 2018-19	Goals, Game: 2, twice (MR: 12/21/19 TUC vs. ONT)
Points: 28, 2018-19	Assists, Game: 2, 1/21/19 SJ vs. BAK
PIM: 85, 2018-19	Points, Game: 2, eight times (MR: 12/21/19 TUC vs. ONT)
Goal Streak: 3, 12/31/18-1/9/19	PIM, Game: 15, 4/3/19 SJ vs. SD

**FIRSTS**

AHL Game: 3/26/16 SJ vs. SD	AHL Goal: 12/17/16 SJ vs. BAK (Nick Ellis)
AHL Point: 12/17/16 SJ vs. BAK (goal)	

Season	Team	League	Regular Season					Playoffs				
			GP	G	A	PTS	PIM	GP	G	A	PTS	PIM
2011-12	Kootenay	WHL	59	6	4	10	52	1	0	0	0	2
2012-13	Kootenay	WHL	68	9	7	16	97	5	0	0	0	10
2013-14	Kootenay	WHL	63	10	8	18	105	13	2	1	3	8
2014-15	Kootenay	WHL	56	7	17	24	86	6	0	2	2	2
2015-16	Kootenay	WHL	4	3	1	4	6	--	--	--	--	--
	Swift	WHL	66	38	31	69	74	--	--	--	--	--
2016-17	San Jose	AHL	8	0	0	0	2	3	0	0	0	0
	San Jose	AHL	26	2	3	5	23	--	--	--	--	--
	Allen	ECHL	7	2	2	4	12	--	--	--	--	--
2017-18	San Jose	AHL	53	4	7	11	54	1	0	0	0	0
2018-19	San Jose	AHL	57	11	17	28	85	4	3	0	3	12
2019-20	Tucson	AHL	56	12	6	18	36	--	--	--	--	--
2020-21	Lausitzer	DEL2	37	11	13	24	84	--	--	--	--	--
<b>AHL TOTALS</b>			<b>200</b>	<b>29</b>	<b>33</b>	<b>62</b>	<b>200</b>	<b>8</b>	<b>3</b>	<b>0</b>	<b>3</b>	<b>12</b>
<b>PRO TOTALS</b>			<b>244</b>	<b>42</b>	<b>48</b>	<b>90</b>	<b>296</b>	<b>8</b>	<b>3</b>	<b>0</b>	<b>3</b>	<b>12</b>

# 3 JARED McISAAC

## Defenseman (*muh-KIGH-zihk*)

**Height:** 6'1" **Weight:** 192 **Shoots:** Left **Born:** 3/27/00 in Truro, Nova Scotia  
**Drafted:** Detroit's 4th choice, 36th overall, in 2018 NHL Entry Draft



Second year as a Griffins ... Second year pro ... Signed to a three-year entry-level contract by Detroit, 9/28/18 ... Loaned to HPK Hameenlinna (Liiga) by Detroit, 9/21/20 ... Recalled from HPK Hameenlinna by Detroit, 10/22/20 ... Designated as non-roster by Detroit, 1/12/21 ... Assigned by Detroit, 4/12/21 ... Assigned by Detroit, 10/7/21.

**Career Highlights:** Made his North American and AHL debut with the Griffins on April 20, 2021 against Cleveland ... Logged first AHL point on an assist in Rockford on May 1, 2021 ... Won a gold medal with Team Canada at the U20 World Junior Championship in 2020 ... QMJHL Second All-Star Team selection in 2018-19 ... Hlinka Memorial Gold Medal winner with Canada in 2018 ... Named the QMJHL Defensive Rookie of the Year in 2016-17 and earned a spot on the QMJHL All-Rookie Team ... Achieved the NSMMHL Rookie Defenseman Award in 2014-15 ... Named to the NSMBHL Rookie All-Star Team in 2013-14.

**2020-21:** Made his North American and AHL debut with the Griffins on April 20 against Cleveland, which began a 10-game stint with the club ... Totaled two points (0-2-2) during that span ... Logged first AHL point on an assist on May 1 at Rockford ... Suffered a shoulder injury in his professional debut with HPK of Finland's Liiga and underwent successful surgery in late-October, a procedure that kept him sidelined until April. **2019-20:** Limited to 28 games between Halifax and Moncton due to a shoulder injury ... Began the year with Halifax in the QMJHL and totaled two points (0-2-2) before being dealt to Moncton on Jan. 6 ... Wrapped up his time with Halifax as the team's all-time scoring champion among blueliners with 143 points ... Registered 17 points (4-13-17) in 25 games for the Wildcats and concluded the season with a plus-33 rating and 40 penalty minutes ... Recorded nine points in final eight games ... Skated in all seven contests for the gold medal-winning Team Canada at the 2020 World Junior Championships, logging four points (1-3-4). **2018-19:** Served as an alternate captain for Halifax in 53 games, while registering career highs in points (62), goals (16), assists (46) and a plus-33 rating ... Named to the QMJHL Second All-Star Team ... Placed second in the QMJHL in regular-season scoring among defensemen ... Ranked among team leaders in points (6th), assists (3rd) and goals (6th) ... Competed in a career-high 22 playoff games during Halifax's President's Cup Playoff run to the finals ... Garnered a playoff career-best 16 points (2-14-16), 38 PIM and a plus-six rating ... Playoff point total ranked tied for 14th while assisted tied for fifth ... Appeared in four games for Team Canada at the World Junior Championship, potting one assist. **2017-18:** Skated in a career-high 65 games for Halifax, totaling 47 points (9-38-47), 86 penalty minutes and a plus-14 rating ... Led Halifax blueliners in points and assists while also ranking among team leaders in goals (9th), assists (T-3rd) and points (7th) ... Saw action in nine playoff games and earned four helpers ... Won a gold medal for Team Canada in the Hlinka Gretzky Cup, totaling three points (1-2-3) in five games ... Scored three times as alternate captain for Team Canada at the U18 World Junior Championship and was named a top-three player for Canada. **2016-17:** Competed in 59 games during his junior hockey rookie season for Halifax ... Registered 32 points (4-28-32), 60 penalty minutes and a plus-seven rating ... Led Halifax defensemen in scoring and ranked sixth among all skaters on the team ... 28 assists placed third on the roster ... Named to the QMJHL All-Rookie Team ... Recognized as league's Defensive Rookie of the Year ... Made his junior hockey playoff debut for the Mooseheads ... Skated in six contests as an alternate captain for Team Canada at the U17 World Hockey Championship, totaling two points (0-2-2) ... Also appeared in five games for Team Canada at the U18 World Junior Championship and logged another two assists. **2015-16:** Was an alternate captain for Cole Harbour during his final season in the NSMMHL, registering 36 points (14-22-36) in 33 games ... Named NSMMHL Top Defenseman ... 36 points ranked tied for 18th in the league while his assist count tied for 13th ... Placed in the top six on the roster for points (6th), assists (5th) and goals (T-5th) ... Won a bronze medal for Team Nova Scotia in the QGC-16 tournament, scoring three points (2-1-3) in five outings ... Captured a silver medal for the Canada U16 team at the Youth Olympic Games, logging four points (1-3-4) in six contests. **2014-15:** Named NSMMHL Rookie Defenseman of the Year for his 29-point (10-19-29) performance in 32 games for Cole Harbour ... Reached the playoffs for the first time in his career, contributing seven points (2-5-7) in just as many contests ... 29 points ranked second among league defensemen while his 10 goals paced the NSMMHL blueliners ... Also placed among team leaders in goals (6th), assists (5th) and points (5th). **2013-14:** Combined for 34 points (12-22-34) in 32 contests during his first and only season in the NSMBHL with Dartmouth, serving as the team's alternate captain ... Named to the NSMBHL Rookie All-Star Team and the NSMBHL Second All-Star Team ... Point total paced the league's defensemen while his assists ranked second and goals took third.

**Personal:** NHL referee Jon McIsaac is his uncle ... Lives in Dartmouth, Nova Scotia during the offseason ... Has a sister ... Greatest hockey memory is winning gold at the World Junior Championships ... Started playing hockey at the age of four as a forward ... Hockey nickname is Mac ... Hockey idol as a youth was Sydney Crosby ... Greatest influence on his hockey career is his parents ... Wants to continue in the hockey world after his playing career is finished ... Greatest personal obstacle he's overcome is having surgery on both shoulders ... Proudest achievement is being drafted ... Loves the outdoors and fishing ... Would trade places with a pro golfer for a day ... Played baseball growing up ... Favorite movie is *Step Brothers* ... Favorite TV show is *Yellowstone* ... Favorite vacation spot is Nova Scotia ... Enjoys watching golf.

**AHL CAREER HIGHS**

Games Played: 10, 2020-21  
 Goals: N/A  
 Assists: 2, 2020-21  
 Points: 2, 2020-21  
 PIM: 2, 2020-21  
 Goal Streak: N/A  
 Assist Streak: N/A  
 Point Streak: N/A  
 Goals, Game: N/A  
 Assists, Game: 1, twice (MR: 5/7/21 GR vs. CHI)  
 Points, Game: 1, twice (MR: 5/7/21 GR vs. CHI)  
 PIM, Game: 2, 5/5/21 GR vs. CLE

**FIRSTS**

AHL Game: 4/20/21 GR vs. CLE  
 AHL Point: 5/1/21 GR at RFD (assist)  
 AHL Goal: N/A

Season	Team	League	Regular Season					Playoffs				
			GP	G	A	PTS	PIM	GP	G	A	PTS	PIM
2013-14	Dartmouth	NSMBHL	32	12	22	34	30	--	--	--	--	--
2014-15	Cole Harbour	NSMMHL	32	10	19	29	50	7	2	5	7	6
2015-16	Cole Harbour	NSMMHL	33	14	22	36	44	9	3	6	9	32
2016-17	Halifax	QMJHL	59	4	28	32	60	5	0	0	0	2
2017-18	Halifax	QMJHL	65	9	38	47	86	9	0	4	4	8
2018-19	Halifax	QMJHL	53	16	46	62	56	22	2	14	16	38
2019-20	Halifax	QMJHL	3	0	2	2	6	--	--	--	--	--
	Moncton	QMJHL	25	4	13	17	40	--	--	--	--	--
2020-21	HPK	Liiga	1	0	0	0	0	--	--	--	--	--
	Grand Rapids	AHL	10	0	2	2	2	--	--	--	--	--
<b>GRIFFINS/AHL TOTALS</b>			<b>10</b>	<b>0</b>	<b>2</b>	<b>2</b>	<b>2</b>	--	--	--	--	--
<b>PRO TOTALS</b>			<b>11</b>	<b>0</b>	<b>2</b>	<b>2</b>	<b>2</b>	--	--	--	--	--

# 6 RYAN MURPHY

## Defenseman


Height: 5'11"

Weight: 185

Shoots: Right

Born: 3/31/93 in Aurora, Ontario

Drafted: Carolina's 1st choice, 12th overall, in 2011 NHL Entry Draft



First season as a Griffin ... Ninth year pro ... Signed three-year entry level contract with Carolina (NHL), 9/18/11 ... Signed two-year contract extension with Carolina, 7/15/16 ... Traded to Calgary (NHL) by Carolina for Keegan Kozicki and a 2019 sixth-round draft pick (Kevin Wall), 6/29/17 ... Waived by Calgary, 6/30/17 ... Signed one-year contract with Minnesota (NHL), 7/1/17 ... Signed one-year contract extension with Minnesota, 6/26/18 ... Traded to New Jersey (NHL) by Minnesota for Michael Kapla, 1/31/19 ... Signed to a one-year contract with Neftekhimik Nizhnekamsk (KHL), 7/27/19 ... Signed to a one-year contract with Henderson (AHL), 8/14/20 ... Loaned to Dinamo Minsk (KHL) by Henderson, 11/14/20 ... Returned to Henderson, 12/27/20 ... Signed to a one-year contract by Detroit, 7/28/21 ... Assigned by Detroit, 10/8/21.

**Career Highlights:** Skated as an alternate captain with Henderson during its inaugural AHL season in 2020-21, totaling 27 points (5-22-27) in 37 games ... Paced AHL blueliners in points (27) and assists (22) in 2020-21 ... Represented the Pacific Division at the AHL All-Star Game ... Recipient of the Eddie Shore Award in 2020-21, given to the AHL's best defenseman ... Named to the AHL All-Star Game in 2014-15 ... Received a spot on the OHL Second All-Star Team in 2012-13 and 2011-12 ... Led the OHL in postseason assists (20) in 2011-12 ... In 2010-11, skated in the CHL Top Prospects Game, named to the OHL First All-Star Team and paced the OHL defensemen with 26 goals ... Achieved the U18 World Junior Championship Best Defenseman award in 2011 after leading all blueliners in goals (four) and points (13) ... Won a U17 World Hockey Championship silver medal in 2010 ... OHL First All-Rookie Team nominee in 2010.

**2020-21:** Began the season on loan from Henderson to Dinamo Minsk in the KHL, registering eight points (2-6-8) in 12 games ... Returned to Henderson and made his AHL debut for the club on Feb. 6 against Ontario during the franchise's inaugural year ... Logged 27 points (5-22-27) in 37 contests for the Silver Knights, ending the season with a plus-four rating and a career-high 32 penalty minutes ... Set a career best for penalty minutes with 12 on May 16 against Bakersfield ... Collected six multi-point outings ... Tied a career-best three-game goal streak (3-0-3) from Feb. 8-13 ... Garnered 10 points (3-7-10) in eight contests from Feb. 8-27 ... Earned a season-long six-game point streak (1-7-8) from April 2-15 ... Paced the AHL blueliners in points and helpers ... Ranked among team leaders in points (3rd), assists (2nd) and goals (T-11th) ... Represented the Pacific Division at the AHL All-Star Game ... Received the Eddie Shore Award as the AHL's best defenseman ... Appeared in three playoff games, totaling one assist. **2019-20:** Served as an alternate captain for Neftekhimik Nizhnekamsk in the KHL ... Totaled eight goals and 15 assists in 56 games ... 23 points and 15 helpers ranked second on the team among defensemen while eight goals led the team's blueliners ... He also ranked among the league defensive leaders in points (T-23rd), assists (T-27th) and goals (T-13th) ... Skated in four playoff games and recorded two penalty minutes. **2018-19:** Spent time with four different franchises in both the NHL and AHL, including Minnesota, Iowa, New Jersey and Binghamton ... Logged two games for Minnesota in the NHL before playing much of his time with the AHL's Iowa Wild ... Compiled an AHL career-high 58 games between two clubs ... Competed in 35 contests for Iowa, contributing 15 points (3-12-15) ... Earned second career game-winning goal on Oct. 7 against Manitoba ... Ranked among team defensive leaders in goals (4th), assists (6th) and points (6th) ... Secured a goal and an assist during his AHL season debut, which began a season-long four game point streak (3-2-5) with the Wild ... Tied career-high three-game goal streak from Oct. 5-12 ... Traded from Minnesota to New Jersey on Jan. 31 and skated in one game for the Devils in the NHL and registered an assist ... Spent the remainder of the year in Binghamton and totaled 10 points (0-10-10) in 23 contests ... Recorded three multi-point outings for the Devils ... 10 assists placed tied for sixth on the Binghamton's lineup. **2017-18:** Split time in the Wild organization with Minnesota and Iowa ... Competed in 21 regular-season matches for Minnesota in the NHL, totaling five points (2-3-5) ... Earned assists in back-to-back games on March 19 and 24 ... Garnered a two-point (1-1-2) outing on Dec. 10 in San Jose ... Made Stanley Cup Playoff debut on April 20 in Winnipeg, recording two shots in 16:37 of ice time ... Skated in 48 contests for Iowa in the AHL, logging career highs in points (4-24-28), assists (24) and shots (89) ... Registered seven multi-point outings ... Totaled a season-high three tallies (1-2-3) on Nov. 9 against Rockford, including first AHL game winner ... Earned two helpers in back-to-back nights on Nov. 24 and 26 ... Rattled of a season-best three-game point streak (0-4-4) from March 3-7 ... Ranked among team defensive leaders in points (3rd), assists (2nd) and goals (5th). **2016-17:** Competed in 27 NHL games for Carolina, logging two points (0-2-2) and 18 penalty minutes ... Recorded both points during his first five outings, collecting an assist on Nov. 5 in Nashville and on Dec. 28 at Pittsburgh ... Appeared in seven contests for Charlotte in the AHL ... Potted only point (0-1-1) on Nov. 22 against Chicago. **2015-16:** Split time in the Carolina organization with the Hurricanes and the Checkers ... Skated in 35 games for Carolina and matched a NHL career-high 10 assists ... Notched three multi-point games for the Hurricanes ... Garnered three points (1-2-3) in two outings from March 5-8 ... Assist count ranked sixth among team defensemen ... Showed 24 points (7-17-24) in 32 games for Charlotte in the AHL ... Seven goals set a career high ... A two-goal outing on Feb. 13 against San Diego set a new career best ... Began AHL season with six points

(3-3—6) in six contests, including four (2-2—4) in the first three games of the year ... Concluded AHL campaign with a season-best five game scoring streak (0-5—5) from Feb. 20 through April 15 ... Logged a career-high four assists on Jan. 23 against Chicago, which also set a new career record for points in a contest ... Collected three multi-point outings. **2014-15:** Started the year with Charlotte and totaled 17 assists in 25 games ... Competed in the AHL All-Star Game, representing the Atlantic Division ... Assist count ranked second among team defensemen and tied for fifth among all skaters ... Tallied four assists in just as many games from Nov. 14-21 ... Earned a season-high three helpers on Dec. 8 against Iowa ... Logged a season-best five-game point streak (0-6—6) from Dec. 16-27 ... Appeared in 37 contests for Carolina, recording a NHL career-high 13 points (4-9—13) ... Secured a two-score night on Jan. 8 against Buffalo, which began a season-best three-game point streak (0-4—4) ... Potted game-winning tally on April 9 in Philadelphia. **2013-14:** Appeared in a career-high 48 NHL games for Carolina during his rookie campaign and added 22 AHL contests with Charlotte ... Earned two goals and 10 assists with the Hurricanes ... Assist tally placed fifth among team's defensemen ... Collected first NHL point on a helper on Oct. 6 against Philadelphia ... Registered first NHL goal on Oct. 17 in Toronto ... Completed first multi-point outing (0-2—2) on Jan. 2 at Washington ... Bagged 22 points (3-19—22) in the AHL, which ranked third among team defensemen ... Assist count placed second among Charlotte's blueliners ... Began AHL season with three helpers on Jan. 24 against Oklahoma City ... Totaled a career-long 12-game assist/point streak (1-14—15) from Feb. 7 through March 26 ... Potted first AHL goal on March 2 in Hershey ... Secured five multi-point outings. **2012-13:** Spent much of the year with the Kitchener Rangers during his final junior season in the OHL, serving as captain ... Logged 48 points (10-38—48) in 54 games ... Ranked among team leaders in points (2nd), assists (1st) and goals (T-7th) ... Placed among league defensemen leaders in points (9th), helpers (T-6th) and goals (T-18th) ... Named to the OHL All-Star Second Team for the second consecutive season ... Went on to make NHL debut on Feb. 21 against Winnipeg ... Competed in four games for Carolina ... Saw action in three AHL games with Charlotte, making AHL debut on April 16 at Peoria ... Logged first AHL point on an assist against Milwaukee on April 19 ... Skated in his first Calder Cup Playoff contest on April 26, collecting an assist and two penalty minutes ... Competed in five playoff games, earning two helpers ... Part of Team Canada at the World Junior Championship and participated in six games and totaled one goal and two assists. **2011-12:** Named an alternate captain for Kitchener in the OHL and recorded 54 points on 11 tallies and 43 helpers ... Added 30 penalty minutes and a plus-14 rating ... Named to the OHL All-Star Second Team ... Placed among team leaders in points (4th), assists (T-2nd) and goals (T-7th) ... Ranked fifth for points among league blueliners while tying for second in assists and taking eighth for goals ... Appeared in 16 playoff games and placed ninth for total points with 22 (2-20—22) ... Paced the playoffs with 20 helpers ... Reached the national semifinals before being knocked out by eventual champion, London. **2010-11:** Tallied career highs in games (63), goals (26), assists (53), points (79) and penalty minutes (36) during his second OHL season with Kitchener ... Added a career-best plus-22 rating ... Named to the OHL All-Star First Team ... Led the OHL in goals by a defenseman ... Ranked second among league blueliners for points and assists ... Ranked among team leaders in points (2nd), helpers (2nd) and goals (2nd) ... Logged two goals and nine assists in seven playoff games ... Competed in the CHL Top Prospects Game ... Skated in seven contests for Team Canada U18 at the World Junior Championship, registering 13 points (4-9—13) ... Named the U18 WJC Best Defenseman and a WJC top-three player for Canada ... Ended the tournament with the most goals and points by a defenseman, while placing second in assists. **2009-10:** Appeared in 62 games for Kitchener during his rookie junior campaign in the OHL ... Totaled 39 points (6-33—39) and 22 penalty minutes ... Named to the OHL All-Rookie First Team ... Placed second among team blueliners for points, assists and goals ... Won a World Hockey Championship Silver Medal for Team Canada Ontario U17 ... Competed in six contests, registering four points (1-3—4) and four PIM.

**Personal:** Lives in Uxbridge, Ontario, during the offseason ... Engaged to Alisha Haveman ... Has two dogs named Leo and Millie ... Has an older brother and a younger sister ... Best friend in hockey is Daniel Catteracci and Barclay Goodrow ... Greatest hockey memory is scoring his first NHL goal ... Hockey nickname is Murph ... Hockey idol as a youth was Kris King ... Greatest influence on his hockey career was his minor hockey coach Moe Catiennacci ... Plans on becoming an agent or coach after his playing career is over ... First job was as a hockey player ... Proudest achievement is playing in the NHL ... Interesting fact about him is that he is the GOAT at word games ... Would trade places with an astronaut for a day ... Played golf growing up ... Most famous non-hockey person he's met is Ryan Lochte ... Favorite food is beef stroganoff ... Favorite movie is *Wolf of Wall Street* ... Favorite TV show is *How I Met Your Mother* ... Favorite website is youtube.com ... Favorite vacation spot is the Bahamas ... Favorite college team is Michigan ... Favorite sport to watch other than hockey is golf and baseball.

**AHL CAREER HIGHS**

Games Played: 58, 2018-19  
 Goals: 7, 2015-16  
 Assists: 24, 2017-18  
 Points: 28, 2017-18  
 PIM: 32, 2020-21  
 Goal Streak: 3, twice (MR: 2/8/21-2/13/21)

Assist Streak: 12, 2/7/14-3/26/14  
 Point Streak: 12, 2/7/14-3/26/14  
 Goals, Game: 2, 2/13/16 CHA vs. SD  
 Assists, Game: 4, 1/23/16 CHA vs. CHI  
 Points, Game: 4, 1/23/16 CHA vs. CHI  
 PIM, Game: 12, 5/16/21 HSK vs. BAK

**FIRSTS**

AHL Game: 4/16/13 CHA at PEO  
 AHL Point: 4/19/13 CHA at MIL (assist)  
 AHL Goal: 3/2/14 CHA at HER (David Leggio)

NHL Game: 2/21/13 CAR vs. WPG  
 NHL Point: 10/6/13 CAR vs. PHI (assist)  
 NHL Goal: 10/17/13 CAR at TOR (Jonathan Bernier)

Season	Team	League	Regular Season					Playoffs				
			GP	G	A	PTS	PIM	GP	G	A	PTS	PIM
2009-10	Kitchener	OHL	62	6	33	39	22	20	5	12	17	16
2010-11	Kitchener	OHL	63	26	53	79	36	7	2	9	11	8
2011-12	Kitchener	OHL	49	11	43	54	30	16	2	20	22	12
2012-13	Kitchener	OHL	54	10	38	48	34	10	3	4	7	8
	Carolina	NHL	4	0	0	0	2	--	--	--	--	--
2013-14	Charlotte	AHL	3	0	2	2	0	5	0	2	2	2
	Carolina	NHL	48	2	10	12	10	--	--	--	--	--
2014-15	Charlotte	AHL	22	3	19	22	8	--	--	--	--	--
	Carolina	NHL	37	4	9	13	8	--	--	--	--	--
2015-16	Charlotte	AHL	25	0	17	17	10	--	--	--	--	--
	Carolina	NHL	35	0	10	10	10	--	--	--	--	--
2016-17	Charlotte	AHL	32	7	17	24	18	--	--	--	--	--
	Carolina	NHL	27	0	2	2	8	--	--	--	--	--
2017-18	Charlotte	AHL	7	0	1	1	4	--	--	--	--	--
	Minnesota	NHL	21	2	3	5	16	1	0	0	0	0
2018-19	Iowa	AHL	48	4	24	28	30	--	--	--	--	--
	Minnesota	NHL	2	0	0	0	0	--	--	--	--	--
2019-20	Iowa	AHL	35	3	12	15	12	--	--	--	--	--
	New Jersey	NHL	1	0	1	1	0	--	--	--	--	--
2020-21	Binghamton	AHL	23	0	10	10	8	--	--	--	--	--
	Neftekhimik	KHL	56	8	15	23	22	4	0	0	0	2
2020-21	Dinamo	KHL	12	2	6	8	6	--	--	--	--	--
	Henderson	AHL	37	5	22	27	32	3	0	1	1	6
<b>NHL TOTALS</b>			<b>175</b>	<b>8</b>	<b>35</b>	<b>43</b>	<b>54</b>	<b>1</b>	<b>0</b>	<b>0</b>	<b>0</b>	<b>0</b>
<b>AHL TOTALS</b>			<b>232</b>	<b>22</b>	<b>124</b>	<b>146</b>	<b>122</b>	<b>8</b>	<b>0</b>	<b>3</b>	<b>3</b>	<b>8</b>
<b>PRO TOTALS</b>			<b>475</b>	<b>40</b>	<b>180</b>	<b>220</b>	<b>204</b>	<b>13</b>	<b>0</b>	<b>3</b>	<b>3</b>	<b>10</b>



## 40 WYATT NEWPOWER


## Defenseman

Height: 6'3"

Weight: 207

Shoots: Right

Born: 12/9/97 in Hugo, Minn.



First season as a Griffin ... Second year pro ... Signed one-year contract with Cleveland (AHL), 4/6/20 ... Signed to a two-year entry-level contract by Detroit, 5/31/21 ... Assigned by Detroit, 10/7/21.

**Career Highlights:** Made 24 appearances for Cleveland during his rookie season in 2020-21, compiling 10 points (3-7—10) and a plus-10 rating ... Skated in first AHL game on Feb. 12, 2021 against Rochester ... Earned first AHL point, assist, and multi-point game on Feb. 22, 2021 at Rockford ... Netted inaugural AHL goal on March 20, 2021 against Grand Rapids ... Captained the University of Connecticut during his senior season in 2019-20 ... Appeared in 114 collegiate games and tallied 47 points (11-36—47) ... In 2019-20, named the Hockey East Best Defensive Defenseman and earned a spot on the Hockey East Second All-Star Team.

**2020-21:** Appeared in 24 games for Cleveland in the AHL during his rookie season ... Logged 10 points (3-7—10), 14 penalty minutes and a plus-10 rating ... Made professional debut on Feb. 12 against Rochester and recorded two shots and a plus-one rating ... Potted first career assist on Feb. 22 in Rockford during his first two-point (0-2—2) outing ... Grabbed first AHL goal on March 20 against Grand Rapids ... Secured his second two-point contest (1-1—2) on April 17 against Rochester, which began a season-high three-game point streak (2-2—4) from April 17-21 ... Scored first power-play goal on April 21 against the Griffins ... Registered a season-best four penalty minutes during the season finale on May 15 at Grand Rapids ... Ranked among team's rookie leaders in points (T-5th), assists (5th) and goals (T-5th) ... Paced the franchise with his plus-10 rating. **2019-20:** Captained the University of Connecticut team in all 34 games during his senior campaign, totaling a collegiate best 22 points (3-19—22) 20 penalty minutes and a plus-23 rating ... Awarded the Hockey East Best Defensive Defenseman ... Garnered Hockey East All-Star Second Team honors ... Tied for fifth on the team in scoring with a career-high 22 tallies ... 19 assists also rank as a collegiate best ... Six multi-point outings ... Earned first career Hockey East Player of the Week award after posting two assists in a 3-3 tie with then-No. 12 UMASS-Lowell on Nov. 15 and scoring a goal in a 2-1 win over the River Hawks the following night ... Totaled a career-high three assists on Feb. 1 against New Hampshire ... Compiled a collegiate-best five-game point streak (1-6—7) from Jan. 18 through Feb. 1. **2018-19:** Skated in all 34 games as a junior at UCONN, registering a career-high 14 points on three goals and 11 assists ... Ranked fourth on the roster in shots with 75 ... Picked up three helpers on Oct. 26 in a 5-2 victory over Maine ... Collected his second multi-point outing on March 1 against Vermont when he logged two assists in a 5-1 win ... Scored only power-play goal against Boston College on Feb. 1. **2017-18:** Saw time in 15 contests for UCONN during his sophomore season ... Concluded the campaign with five points on three goals and three assists ... All three goals came on the power play ... Recorded a goal and a helper on two separate occasions on Oct. 13 against AIC and on Feb. 3 at Brown ... Logged a two-game point streak (2-1—3) from Jan. 27 through Feb. 3. **2016-17:** Appeared in 31 games for UCONN during his freshman campaign, finishing with five points (2-3—5) ... Ranked second on the roster with a plus-eight rating ... Both goals were scored on the power play and turned out to be game-winners ... Blocked a team-high 61 shots and placed 12th in the conference ... Garnered first career multi-point outing on Jan. 12 when he tallied a goal and an assist in a 6-3 win over Maine ... Recorded first goal during collegiate debut on Oct. 7 against Alabama Huntsville. **2015-16:** Captained the White Bear Lake High School team during his senior year, totaling 20 points (8-12—20) in 25 games ... Added a career-best 39 penalty minutes ... Paced the team in points and assists while taking second in goals ... Participated in two playoff games and earning one assist, notching his fourth playoff appearance in just as many years ... Skated in 19 contests for Team Northeast in the Upper Midwest High School Elite Hockey League and registered nine points on three goals and six helpers ... Ranked among team defensive leaders in points (2nd), assists (2nd) and goals (2nd) ... Totaled five points (2-3—5) in three playoff contests. **2014-15:** Competed in all 25 games as a junior at White Bear Lake and logged a career-best 28 points (6-22—28) ... 22 assists also claimed a career high ... Ranked among team leaders in points (5th), assists (2nd) and goals (7th) ... Appeared in two playoff games and earned a helper. **2013-14:** As a sophomore in high school, skated in all 25 games and garnered 16 points on two goals and 14 assists ... Reached the playoffs and added one assist in two outings ... Placed among team defensive leaders in points (2nd), goals (T-2nd) and assists (2nd). **2012-13:** Skated in all 25 varsity games as a freshman for White Bear Lake High School ... Logged eight points 92-6—8), which ranked third on the roster among blueliners ... Reached the playoffs for the first time, appearing in three contests.

**Personal:** Plans to marry Catherine Carbone in 2023 ... Has a dog named Nova ... Studied law enforcement at UCONN ... Has five siblings ... Related to Jerry Koosman, a pitcher for the New York Mets ... Best friend in hockey is Carson Meyer ... Greatest hockey memory is playing in a tournament in Belfast, Ireland ... Started playing hockey at the age of three as a forward ... Hockey nicknames are Newy and Newps ... Hockey idol as a youth was Jonathan Toews and Alex Ovechkin ... Greatest hockey influence is his dad ... Plans to enter the federal law enforcement field after his playing career is over ... First job was as a bus boy at a country club ... Greatest personal obstacle he's overcome is losing his grandma ... Proudest achievement is graduating college ... Survived a tornado in 2008 ... Would trade places with a PGA player for a day ... Played baseball, golf, football and lacrosse growing up ... Most famous non-hockey person he's met is Ray Allen ... Favorite food is tacos ... Favorite music artist is Morgan Waller ... Favorite movie is *Dark Knight* ... Favorite TV show is *Yellowstone* ... Favorite vacation spot is Nisswa, Minn. ... Favorite pro teams are the Minnesota Vikings and the Minnesota Twins ... Enjoys watching football, baseball and golf.

**AHL CAREER HIGHS**

Games Played: 24, 2020-21	Assist Streak: 2, 4/17/21-4/20/21
Goals: 3, 2020-21	Point Streak: 3, 4/17/21-4/21/21
Assists: 7, 2020-21	Goals, Game: 1, three times (MR: 4/21/21 CLE at GR)
Points: 10, 2020-21	Assists, Game: 2, 2/22/21 CLE at RFD
PIM: 14, 2020-21	Points, Game: 2, twice (MR: 4/17/21 CLE vs. ROC)
Goal Streak: N/A	PIM, Game: 4, 5/15/21 CLE at GR

**FIRSTS**

AHL Game: 2/12/21 CLE vs. ROC	AHL Goal: 3/20/21 CLE vs. GR (Pat Nagle)
AHL Point: 2/22/21 CLE at RFD (assist)	

Season	Team	League	Regular Season					Playoffs				
			GP	G	A	PTS	PIM	GP	G	A	PTS	PIM
2012-13	White Bear Lake High	MSHSL	25	2	6	8	12	3	0	0	0	0
2013-14	White Bear Lake High	MSHSL	25	2	14	16	12	2	0	1	1	6
2014-15	White Bear Lake High	MSHSL	25	6	22	28	16	2	0	1	1	0
2015-16	White Bear Lake High	MSHSL	25	8	12	20	39	2	0	1	1	0
	Team Northeast	UMHSEHL	19	3	6	9	24	3	2	3	5	2
2016-17	UCONN	Hockey East	31	2	3	5	28	--	--	--	--	--
2017-18	UCONN	Hockey East	15	3	3	6	6	--	--	--	--	--
2018-19	UCONN	Hockey East	34	3	11	14	14	--	--	--	--	--
2019-20	UCONN	Hockey East	34	3	19	22	20	--	--	--	--	--
2020-21	Cleveland	AHL	24	3	7	10	14	--	--	--	--	--
<b>AHL/PRO TOTALS</b>			<b>24</b>	<b>3</b>	<b>7</b>	<b>10</b>	<b>14</b>	--	--	--	--	--

# 22 CHASE PEARSON

Center

Height: 6'2"

Weight: 200

Shoots: Left

Born: 8/23/97 in Alpharetta, Ga.

Drafted: Detroit's 4th choice, 140th overall, in 2015 NHL Entry Draft



Fourth season as a Griffin ... Third year pro ... Signed to a two-year entry-level contract by Detroit, 3/18/19 ... Signed to an amateur tryout, 3/20/19 ... Assigned by Detroit, 10/17/19 ... Assigned by Detroit, 1/12/21 ... Reassigned to Detroit's taxi squad, 1/31/21 ... Reassigned from Detroit's taxi squad, 2/1/21 ... Re-signed a one-year contract with Detroit, 8/5/21 ... Assigned by Detroit, 10/8/21.

**Career Highlights:** Ranked third on the Griffins' roster with 22 points (8-14—22) in 2020-21, which tied a career high set in 2019-20, but with 31 less games played ... Totaled eight goals and 14 assists during his rookie season in 2019-20 ... Skated in 10 games and scored two goals during his professional debut with the Griffins in 2018-19 ... Named Hockey East's best defensive forward and a Hockey East Second Team All-Star in 2018-19 ... Posted collegiate career highs in goals (16) and points (29) as a junior at Maine in 2018-19 ... Led Maine in goals and ranked second in points in 2018-19 ... Finished second on Maine in scoring in 2017-18 with 27 points and was named to the Hockey East All-Star Honorable Mention team and All-Academic Team ... Served as Maine's captain in his sophomore and junior seasons ... Represented the United States at the 2015 World Junior A Challenge.

**2020-21:** Skated in 28 games for Grand Rapids in his third season with the franchise, tying a career-best 22 points on eight goals and 14 assists ... Stat line mirrored his stats in 2019-20 but with 31 less games played ... Ended the year with a career-high plus-three rating ... Saw a single-season point per game improvement from 0.37 to 0.78 ... Logged six multi-point outings ... Began the season with nine points (5-4—9) in the first 11 games and finished with 10 points (3-7—10) over his final nine contests of the campaign ... Tied a career-long point streak (1-4—5) and set a new assist streak with four helpers in four games from May 7-15 ... Tallied four goals in three contests from March 16-26, which marked a career-high goal scoring streak ... Tied a career best two assists on three separate occasions (March 3, April 20 and April 29) ... Scored a game-winner during a two-goal night on March 20 in Cleveland ... Ranked among team leaders in points (3rd), helpers (T-3rd) and goals (4th). **2019-20:** Skated in 59 games during his first full professional season and totaled 22 points (8-14—22) ... Added a career-high 17 penalty minutes ... Closed the campaign with 13 points (4-9—13) in the final 22 outings ... Finished eighth on the Griffins for assists ... Notched back-to-back two-assist games on Feb. 14-15 ... Grand Rapids went 9-1-0-1 when he found the scoresheet from Jan. 1 on ... Showed five multi-point outings ... Recorded game-winners on Nov. 15 and Jan. 17, both against Rockford ... Bagged first two-goal outing of his AHL career on Nov. 15 ... Tied a career-best four-game point streak (2-2—4) from Jan. 17-24. **2018-19:** In his junior campaign at Maine, and final collegiate season, posted 29 points (16-13—29), a plus-21 rating and 34 PIM in 34 games ... Joined the Griffins after his college season ended and scored two goals in 10 games while making his professional debut ... Named Hockey East's best defensive forward and a Hockey East Second Team All-Star ... Posted collegiate career highs in goals and points ... Claimed the Frank Jones Award as the best defensive forward by the New England Hockey Writers Association ... While serving as Maine's captain, led the team with 16 goals, five power play goals, eight multi-point games and a plus-21 rating while ranking among the team's leaders with 29 points (2nd), 13 assists (3rd), 99 shots (2nd) and two game-winning goals (T2nd) ... In all games, ranked among Hockey East's leaders in points (T16th), goals (T6th) and plus-minus rating (T6th) ... In conference-only games, was one of the leaders with 20 points (14th), 10 goals (T5th), two game-winning goals (T10th) and a plus-17 rating (3rd) ... Made his professional debut with the Griffins on March 23 in Texas ... Scored his first pro goal against Chicago on March 29. **2017-18:** Recorded 27 points (7-20—27), a plus-two rating and 42 PIM in 37 games as a sophomore captain ... Named a Hockey East All-Star Honorable Mention and to the Hockey East All-Academic Team ... Recorded a collegiate career high with 20 assists ... Ranked among Maine's leaders with 27 points (2nd), 20 assists (2nd), 103 shots (2nd) and a plus-two rating (T9th) ... In all games, placed as one of the conference's leaders in points (T19th) and assists (T9th) ... In conference-only games, was one of Hockey East's leaders with 19 points (T10th) and 15 assists (T3rd). **2016-17:** Recorded 22 points (14-8—22) and 56 PIM in 36 appearances during his freshman season at Maine ... One of the team's leaders with 22 points (4th), 14 goals (2nd), five power play goals (2nd) and 82 shots (3rd) ... Paced the program with 371 face-off wins ... One of four players to play in all 36 games ... Notched a goal and an assist for his first collegiate points Oct. 7 against RPI ... Produced his first hat trick against AIC on Dec. 9. **2015-16:** In his final USHL season, contributed 50 points (12-38—50) and 61 PIM in 55 games with the Youngstown Phantoms ... Paced the club with 38 assists while also ranking as one of the team's scoring leaders with 50 points (2nd), 12 goals (T3rd), two game-winning goals (T3rd), five power play goals (T1st) and 131 shots (2nd) ... Among all USHL skaters, placed fourth in assists and tied for 18th in points ... Recorded a 10-game point streak from Dec. 29 through Jan. 23 ... Represented the United States at the 2015 World Junior A Challenge, tying for second on the team with six points (2-4—6) in five games and earning a bronze medal. **2014-15:** Amassed 26 points (12-14—26) and 96 PIM in 57 games with Youngstown during his first full season in the USHL ... In his Clark Cup Playoff debut, showed two assists in four games ... Skated in the 2014 CCM/USA Hockey All-American Prospects Game on Sept. 25 ... Competed in the USHL/NHL Top Prospects Game on Jan. 13 ... Ranked among Youngstown's leaders with 26 points (10th), 14 assists (T10th), 12 goals (8th), eight power play goals (3rd),

96 PIM (4th) and 83 shots (9th) ... Among USHL rookies, tied for 19th in points, tied for 16th in goals, tied for third in power play goals and placed fifth in PIM. **2013-14:** Tallied 23 points (8-15—23) and 18 PIM in 39 games with Cornwall of the CCHL ... Youngest contributing player on the team, only skater born in 1997 to play in eight or more games...Ranked among the team's leaders with 23 points (9th), 15 assists (8th), four power play goals (T5th) and nine power play assists (4th) ... Tallied one assist in five CCHL playoff contests ... Joined Youngstown of the USHL after the CCHL season concluded and skated in two games.

**Personal:** Father, Scott Pearson, played 292 NHL games with the Toronto Maple Leafs, Quebec Nordiques, Edmonton Oilers, Buffalo Sabres and New York Islanders during a professional career that spanned from 1988-00 ... Has one sister ... Majored in finance at Maine ... Best friend in hockey is Dillon Steh ... Greatest hockey memory is getting drafted ... Was a part of a championship team with the Atlanta Fire ... Started playing hockey at the age of three and his first position was forward ... Hockey nickname is Pierce ... Hockey idol as a youth was Rod Brind'Amour ... Chose his jersey number because that's the number his dad wore when he played ... Greatest influence on his playing career has been his father because he taught him the game ... After his playing career, plans to be involved in real estate or finance ... First job was working in landscaping ... Greatest personal obstacle he's overcome is losing his mom ... Proudest accomplishment is draft day ... Favorite charities are the MS Society and suicide prevention ... An exciting place he's visited is Cannes, France ... An interesting fact about him is he plays guitar ... If he could trade places for a day with another occupation he would be a musician ... Also played soccer, lacrosse and baseball growing up ... Most famous non-hockey people he's met are Styx ... Favorite quote is "luck is when preparation meets opportunity" ... Favorite food is pasta ... Favorite music artists are Iron Maiden and Luke Combs ... Favorite movie is *A Star is Born* ... Favorite television show is *The Office* ... Favorite website is Instagram ... Favorite book is *Rich Dad Poor Dad* ... Favorite vacation place is Europe ... Favorite sports team is the Georgia Bulldogs ... Least favorite sports team is Alabama ... Favorite sport to watch other than hockey is football.

**AHL CAREER HIGHS**

Games Played: 59, 2019-20	Assist Streak: 4, 5/7/21-5/15/21
Goals: 8, twice (MR: 2020-21)	Point Streak: 4, twice (MR: 5/7/21-5/15/21)
Assists: 14, twice (MR: 2020-21)	Goals, Game: 2, three times (MR: 5/3/21 GR vs. RFD)
Points: 22, twice (MR: 2020-21)	Assists, Game: 2, five times (MR: 4/29/21 GR vs. CHI)
PIM: 17, 2019-20	Points, Game: 2, 11 times (MR: 5/14/21 GR at CLE)
Goal Streak: 3, 3/16/21-3/26/21	PIM, Game: 5, 2/9/20 GR vs. TEX

**FIRSTS**


AHL Game: 3/23/19 GR at TEX	AHL Goal: 3/29/19 GR vs. CHI (Oscar Dansk)
AHL Point: 3/29/19 GR vs. CHI (goal)	

Season	Team	League	Regular Season					Playoffs				
			GP	G	A	PTS	PIM	GP	G	A	PTS	PIM
2013-14	Cornwall	CCHL	39	8	15	23	18	5	0	1	1	2
	Youngstown	USHL	2	0	0	0	0	--	--	--	--	--
2014-15	Youngstown	USHL	57	12	14	26	96	4	0	2	2	0
2015-16	Youngstown	USHL	55	12	38	50	61	--	--	--	--	--
2016-17	Maine	Hockey East	36	14	8	22	56	--	--	--	--	--
2017-18	Maine	Hockey East	37	7	20	27	42	--	--	--	--	--
2018-19	Maine	Hockey East	34	16	13	29	34	--	--	--	--	--
	Grand Rapids	AHL	10	2	0	2	2	--	--	--	--	--
2019-20	Grand Rapids	AHL	59	8	14	22	17	--	--	--	--	--
2020-21	Grand Rapids	AHL	28	8	14	22	4	--	--	--	--	--
<b>GRIFFINS/AHL/PRO TOTALS</b>			<b>97</b>	<b>18</b>	<b>28</b>	<b>46</b>	<b>23</b>	--	--	--	--	--

# 31 CALVIN PICKARD

## Goaltender (PIHK-uhrd)

**Height:** 6'1"    **Weight:** 210    **Catches:** Left    **Born:** 4/15/92 in Moncton, New Brunswick  
**Drafted:** Colorado's 2nd choice, 49th overall, in 2010 NHL Entry Draft



Third season as a Griffin ... 10th year pro ... Signed to a three-year entry-level contract by Colorado (NHL), 3/25/11 ... Signed to an amateur tryout by Lake Erie (AHL), 3/28/11 ... Released from amateur tryout by Lake Erie, 4/26/11 ... Assigned to Lake Erie by Colorado, 10/11/12 ... Recalled from Lake Erie by Colorado, 2/15/13 ... Assigned to Lake Erie by Colorado, 2/17/13 ... Recalled from Lake Erie by Colorado, 3/2/13 ... Assigned to Lake Erie by Colorado, 3/3/13 ... Recalled from Lake Erie by Colorado, 4/22/13 ... Assigned to Lake Erie by Colorado, 9/22/13 ... Recalled from Lake Erie by Colorado, 4/20/14 ... Assigned to Lake Erie by Colorado, 10/1/14 ... Recalled from Lake Erie by Colorado, 10/16/14 ... Assigned to Lake Erie by Colorado, 10/23/14 ... Recalled from Lake Erie by Colorado, 11/17/14 ... Assigned to Lake Erie by Colorado, 12/2/14 ... Recalled from Lake Erie by Colorado, 12/8/14 ... Assigned to Lake Erie by Colorado, 12/28/14 ... Recalled from Lake Erie by Colorado, 1/11/15 ... Assigned to Lake Erie by Colorado, 1/24/15 ... Recalled from

Lake Erie by Colorado, 3/9/15 ... Assigned to Lake Erie by Colorado, 3/12/15 ... Re-signed to a one-year contract by Colorado, 8/6/15 ... Assigned to San Antonio (AHL) by Colorado, 9/30/15 ... Recalled from San Antonio by Colorado, 11/11/15 ... Assigned to San Antonio by Colorado, 11/22/15 ... Recalled from San Antonio by Colorado, 12/25/15 ... Re-signed to a two-year contract by Colorado, 7/5/16 ... Claimed from Colorado by Vegas in NHL Expansion Draft, 6/21/17 ... Traded to Toronto (NHL) by Vegas in exchange for Tobias Lindberg and a sixth-round selection in the 2018 NHL Entry Draft, 10/6/17 ... Assigned to Toronto (AHL) by Toronto, 10/6/17 ... Recalled from Toronto by Toronto, 12/29/17 ... Assigned to Toronto by Toronto, 1/2/18 ... Re-signed to a one-year contract by Toronto, 6/20/18 ... Claimed off waivers from Toronto by Philadelphia (NHL), 10/2/18 ... Claimed off waivers from Philadelphia by Arizona (NHL), 11/29/18 ... Assigned to Tucson (AHL) by Arizona for conditioning, 1/1/19 ... Recalled from Tucson by Arizona, 1/13/19 ... Signed to a two-year contract by Detroit, 7/1/19 ... Assigned by Detroit, 9/29/19 ... Recalled by Detroit, 11/28/19 ... Assigned by Detroit, 12/1/19 ... Recalled by Detroit, 12/19/19 ... Assigned by Detroit, 12/23/19 ... Recalled by Detroit, 12/26/19 ... Assigned by Detroit, 12/30/19 ... Recalled by Detroit, 1/12/20 ... Assigned by Detroit, 1/22/20 ... Recalled by Detroit, 1/25/20 ... Assigned by Detroit, 2/1/20 ... Loaned to Vienna (IceHL) by Detroit, 12/1/20 ... Recalled from Vienna by Detroit, 1/3/21 ... Assigned to Detroit's taxi squad, 1/12/21 ... Recalled from Detroit's taxi squad, 1/30/21 ... Loaned to Detroit's taxi squad, 2/1/21 ... Given Non-Roster, COVID status by Detroit, 2/13/21 ... Loaned to Detroit's taxi squad, 2/14/21 ... Reassigned from Detroit's taxi squad, 3/15/21 ... Recalled by Detroit, 3/19/21 ... Loaned to Detroit's taxi squad, 4/8/21 ... Recalled from Detroit's taxi squad, 5/8/21 ... Assigned by Detroit, 5/10/21 ... Assigned by Detroit, 10/10/21.

**Career Highlights:** Enters 2021-22 with 113 career NHL games with Colorado, Toronto, Philadelphia, Arizona and Detroit ... Logged a professional-low 1.96 GAA in six games with Vienna in the ICEHL in 2020-21 ... 2018 Calder Cup champion with Toronto ... Won the Harry Holmes Memorial Award, awarded to the goaltending tandem with the lowest goals against average (2.24), alongside Garret Sparks with Toronto in 2017-18 ... Made his NHL debut with Colorado on Oct. 16, 2014 at Ottawa ... Represented Canada at the 2016 and 2017 IIHF World Championships, winning a gold and silver, respectively ... Became the first goalie in NHL history to record his first two wins in relief in back-to-back team games on Nov. 22 and Nov. 25, 2014 ... Finished his junior career with Seattle as the Western Hockey League's all-time leader in minutes (14,025) and saves (7,727).

**2020-21:** Began the year on loan to the Vienna Capitals in the Austrian professional league ... Amassed a 3-3-0 record with the Capitals and logged a pro-best 1.96 goals against average and a .919 save percentage ... Returned to Detroit in the new year and spent the bulk of the season on the Red Wings' Taxi Squad ... Saw action in six contests for Detroit, posting a 2-1-1 ledger with a 3.16 GAA and a .874 SV% ... Notched a NHL season-best 31 saves in Columbus on May 8 ... Went 1-1-1 during his time with the Griffins and showed a 3.33 GAA and a .882 SV% ... Made an AHL season-high 30 saves during his only victory on the season on May 15 against Cleveland. **2019-20:** Appeared in three NHL games, making his Red Wings debut on Nov. 29 in Philadelphia and stopping a season-high 31 shots ... Spent the majority of the season with the Griffins, leading the club's goaltenders in games (33), wins (17) and shutouts (3) ... Ended the campaign with a 17-12-4 record ... Showed a 2.86 GAA and a .903 SV% ... Compiled a four-game win streak on two separate occasions from Nov. 8-20 and Jan. 8-24 ... Named CCM/AHL Player of the Week on Jan. 12 after turning aside 82 of the 86 shots faced in three victories ... Recorded first shutout as a Griffins on Oct. 23 in a 26-save effort against Milwaukee ... Tallied two more shutouts on Jan. 10 against Manitoba and March 3 versus Rockford ... Made 40 saves in two separate games on Nov. 12 in Cleveland and on Jan. 3 at San Antonio ... Faced a season-high 44 attempts on Jan. 5 in San Antonio, stopping 39 shots. **2018-19:** Appeared in 17 NHL games between Arizona and Philadelphia, and skated in four games with the Tucson Roadrunners ... Claimed off waivers by Philadelphia from Toronto on Oct. 2 and showed a 4-2-2 record with a 4.01

GAA, a 0.863 save percentage and one shutout in 11 games for the Flyers ... Claimed off waivers by Arizona from Philadelphia on Nov. 29 and tallied a 0-4-0 mark to go along with a 3.61 GAA and a 0.892 save percentage in six contests for the Coyotes ... Played in four games with Tucson, compiling a 3-0-0 record alongside a 3.47 GAA and a 0.889 save mark ... Four AHL games marked his lowest in a season since turning pro and appearing in two at the end of the 2011-12 campaign ... Shut out the New York Rangers behind 31 saves on Nov. 23 ... Made 42 saves while appearing in his 100th NHL game on Feb. 5 in Nashville. **2017-18:** Calder Cup champion with the Toronto Marlies ... Recorded a 21-9-2 mark, a career-high 2.31 GAA, a career high-tying 0.918 save percentage and one shutout in 33 appearances with the Marlies ... Claimed the AHL's Harry Holmes Memorial Award, awarded to the goaltending tandem with the lowest GAA (2.24), alongside Garret Sparks ... Ranked among the AHL's goalie leaders in GAA (7th), save percentage (12th) and wins (T9th) ... In his Calder Cup Playoff debut, totaled a 1-0 record, a 1.00 GAA and a 0.956 save percentage in three games ... In his team debut with the Toronto Maple Leafs and lone NHL game of the season, stopped 24 shots in a 4-3 overtime loss in Colorado on Dec. 29 ... Enjoyed a career-high eight-game winning streak, posting a 1.17 GAA and a 0.955 save percentage in that span from Nov. 5 through Dec. 15 ... During a seven-game winning streak from Jan. 6 through Feb. 17, notched a 1.15 GAA and a 0.957 save percentage. **2016-17:** Spent his first full season in the NHL, appearing in an NHL career-high 50 games with Colorado ... Posted a 15-31-2 record to go along with a 2.98 GAA, a 0.904 save percentage and two shutouts ... Enjoyed a career-high three-game winning streak to start his season from Oct. 17 through Nov. 5, which included a 32-save shutout on Nov. 5 against Minnesota ... Made a season-high 41 saves in Minnesota on Nov. 19 ... Helped Canada win the silver medal at the 2017 IIHF World Championship after possessing a 1.49 GAA and a 0.938 save percentage in seven games. **2015-16:** Split the campaign between Colorado and its AHL affiliate, the San Antonio Rampage ... Played in 20 games with the Avalanche, showing a 7-6-1 record, a 2.56 GAA, a 0.922 save percentage and one shutout ... Made 21 appearances with the Rampage and was good for a 9-8-4 record, a 2.75 GAA, a 0.917 save percentage and one shutout ... Among NHL rookie goaltenders (min. 10 GP), ranked fifth in GAA, second in save percentage and tied for fourth in shutouts ... Named the AHL Goaltender of the Month for October 2015 after finishing with a 5-0-1 record, a 1.79 GAA, a 0.946 save percentage and one shutout in six appearances ... Equaled an AHL career high by starting 11 consecutive games from Nov. 24 until Dec. 17 ... Set a Colorado Avalanche single-period saves record with 24 saves in the third period against Florida on March 3 ... Won a gold medal with Canada at the 2016 IIHF World Championship while showing a 0.50 GAA and a 0.971 save percentage in two games. **2014-15:** Played in an AHL career-high 50 games with the Lake Erie Monsters ... Notched a career-high 23 wins as part of a 23-17-9 record to go along with a 2.61 GAA, a 0.917 save mark and three shutouts ... Made his NHL debut with Colorado and tallied a 6-7-3 record, a 2.35 GAA and a 0.932 save percentage in 16 appearances ... Ranked among the AHL's goalie leaders in games played (6th), wins (T10th), save percentage (T19th) and shutouts (T15th) and with 2942:58 minutes (5th) ... Among NHL rookie netminders (min. 10 GP), placed sixth in GAA and third in save percentage ... Recorded 23 saves during a 5-3 loss in his NHL debut on Oct. 16 in Ottawa ... Collected 17 saves in a 4-3 victory for his first NHL win against Carolina on Nov. 22 ... Became the first goaltender in NHL history to record his first two wins in relief in back-to-back team games on Nov. 22 and Nov. 25 ... Made an NHL career-high 47 saves on Dec. 18 in Pittsburgh ... Established an AHL career high by making 11 consecutive starts from March 25 through April 16 ... Appeared in a career-high 13 straight AHL games from March 25 through April 18 ... Stopped an AHL career-high 47 shots while facing a career high-tying 49 shots on April 11 against Adirondack. **2013-14:** Played in 43 games with Lake Erie during his second full AHL season, showing a 16-18-7 record, a 2.85 GAA, a 0.906 save percentage and two shutouts ... Ranked among the AHL's goalie leaders with 43 games played (T16th) and 2444:57 minutes (16th) ... Paced Lake Erie in wins ... Matched a career high by facing 49 shots on March 29 at Chicago. **2012-13:** In his first full professional season with Lake Erie, posted a 20-19-5 record, a 2.47 GAA, a career-high 0.918 save percentage and a career-high five shutouts ... Among rookie AHL netminders, ranked sixth in GAA, fifth in save percentage, fifth in wins, second in shutouts and tied for second in games played while placing second in minutes (2,749:16) ... Among all AHL goalies, finished 16th in GAA, tied for 15th in save percentage, 17th in wins, tied for sixth in shutouts, tied for 10th in games played and 11th in minutes ... Earned his first AHL shutout behind 40 saves in Toronto on Oct. 14 ... Notched two four-game winning streaks from Dec. 28-Jan. 10 and April 5-20. **2011-12:** In his final Western Hockey League season with the Seattle Thunderbirds, recorded a 25-37-2 mark alongside a 3.59 GAA, a 0.906 save percentage and five shutouts in 64 games ... After his junior campaign concluded, joined the Lake Erie Monsters for a pair of games, picking up one win while showing a 3.12 GAA and a 0.892 save percentage ... Became the WHL's all-time leader in saves (7,727) and minutes (14,025) ... Led all WHL goalies with 3,630 minutes and 2,085 saves while tying for the lead in games played and shutouts ... Ranked 13th in save percentage ... Named the CHL Goaltender of the Week for the period ending Nov. 20 after stopping 90 of 93 shots, including a shutout, during a pair of victories on Nov. 18 and 19 ... Made his professional debut on March 31 in Texas, stopping all eight shots while playing 16:59 in relief ... Earned his first AHL win by making 25 saves on 29 shots against Texas on April 1. **2010-11:** Finished with a 27-33-8 record, a 3.36 GAA, a 0.916 save percentage and one shutout in a junior career-high 68 games with Seattle ... Named to the WHL Western Conference Second All-Star Team ... Registered the third-highest single-season saves total (2,443) in WHL history ... Led the WHL in games played, minutes (4013) and saves, while tying for eighth in save percentage. **2009-10:** Collected a 16-34-12 record, a 3.09 GAA, a 0.914 save percentage and three shutouts in 62 games with Seattle ... Named to the WHL Western Conference First All-Star Team after leading the league in games played, minutes (3,688) and saves (2,017), while placing seventh in save percentage and tied for 12th in shutouts ... Named the CHL Goaltender of the Week for the period ending Nov. 15 after going 3-0-0 with two shutouts in three games ... Participated in the CHL Top Prospects Game ... Represented Canada at the 2010 IIHF World U18 Championships, appearing in six games and registering a 2.87 GAA and a 0.894 save percentage. **2008-09:** In his inaugural WHL season, compiled a 23-16-5 record, a 3.05 GAA, a 0.896 save percentage and three

shutouts in 47 appearances with Seattle ... Ranked 12th in the league in wins, 16th in games played, 15th in minutes (2,694) and tied for 10th in shutouts ... Named the CHL Goaltender of the Week for the period ending Oct. 14 after going 1-0-1 and stopping 44 of 45 shots in two games.

**Personal:** Lives in Winnipeg during the offseason ... Married his wife, Courtney, in summer 2018 ... Has one dog named Ari, a mini Aussie ... Has a sister Kelly and his older brother Chet is a goalie who plays professionally in Germany ... Best friend in hockey is Dylan McIlrath ... Won a gold medal with Canada at the 2016 IIHF World Championship and a Calder Cup with Toronto in 2018 ... Started playing hockey at the age of six and his first position was as a forward ... Hockey nickname is Picks ... Hockey idol as a youth was Curtis Joseph ... Greatest influence on his hockey career has been Paul Fricker, a goalie coach, because he's easy to talk to and always thinks things through ... Favorite charities are the Special Olympics and anything that supports dogs ... Exciting places he's visited recently include Greece and Italy ... Also speaks a little French ... Played baseball and basketball growing up ... Favorite quote is "get it done" ... Favorite food is popcorn ... Favorite music artist is Luke Combs ... Favorite movie is *Dumb and Dumber* ... Favorite vacation spots are Greece and Italy ... Favorite sport to watch other than hockey is football.

**AHL CAREER HIGHS**

Games Played: 50, 2014-15	Losing Streak (Regulation): 7, 12/4/15-12/17/15
Wins: 23, 2014-15	Winless Streak: 7, 12/4/15-12/17/15
Shutouts: 5, 2012-13	Saves, Game: 47, 4/11/15 LE at ADK
Consecutive Starts: 11, twice (MR: 11/24/15-12/17/15)	Shots Faced, Game: 49, three times (MR: 4/11/15 LE at ADK)
Consecutive Games Played: 13, 3/25/15-4/18/15	Goals Against, Game: 7, twice (MR: 5/12/21 GR vs. CHI)
Winning Streak: 8, 11/5/17-12/15/17	

**FIRSTS**

AHL Game: 3/31/12 LE at TEX (0-4 ND, 8 saves)	NHL Game: 10/16/14 COL at OTT (3-5 L, 23 saves)
AHL Win: 4/1/12 LE at TEX (8-4 W, 25 saves)	NHL Win: 11/22/14 COL vs. CAR (4-3 W, 17 saves)
AHL Shutout: 10/14/12 LE at TOR (4-0 W, 40 saves)	NHL Shutout: 1/14/16 COL vs. NJD (3-0 W, 27 saves)

Season	Team	League	Regular Season						Playoffs				
			GP	W	L	O/T	GAA	SO	GP	W	L	GAA	SO
2008-09	Seattle	WHL	47	23	16	5	3.05	3	5	1	4	3.03	0
2009-10	Seattle	WHL	62	16	34	12	3.09	3	--	--	--	--	--
2010-11	Seattle	WHL	68	27	33	8	3.36	1	--	--	--	--	--
2011-12	Seattle	WHL	64	25	37	2	3.59	5	--	--	--	--	--
	Lake Erie	AHL	2	1	0	0	3.12	0	--	--	--	--	--
2012-13	Lake Erie	AHL	47	20	19	5	2.47	5	--	--	--	--	--
2013-14	Lake Erie	AHL	43	16	18	7	2.85	2	--	--	--	--	--
2014-15	Lake Erie	AHL	50	23	17	9	2.61	3	--	--	--	--	--
	Colorado	NHL	16	6	7	3	2.35	0	--	--	--	--	--
2015-16	San Antonio	AHL	21	9	8	4	2.75	1	--	--	--	--	--
	Colorado	NHL	20	7	6	1	2.56	1	--	--	--	--	--
2016-17	Colorado	NHL	50	15	31	2	2.98	2	--	--	--	--	--
2017-18	Toronto	AHL	33	21	9	2	2.31	1	3	1	0	1.00	0
	Toronto	NHL	1	0	0	1	3.83	0	--	--	--	--	--
2018-19	Tucson	AHL	4	3	0	0	3.47	0	--	--	--	--	--
	Philadelphia	NHL	11	4	2	2	4.01	1	--	--	--	--	--
	Arizona	NHL	6	0	4	0	3.61	0	--	--	--	--	--
2019-20	Grand Rapids	AHL	33	17	12	4	2.86	3	--	--	--	--	--
	Detroit	NHL	3	0	2	0	5.46	0	--	--	--	--	--
2020-21:	Vienna	ICEHL	6	3	3	0	1.96	0	--	--	--	--	--
	Detroit	NHL	6	2	1	1	3.16	0	--	--	--	--	--
	Grand Rapids	AHL	3	1	1	1	3.33	0	--	--	--	--	--
<b>NHL TOTALS</b>			<b>113</b>	<b>34</b>	<b>53</b>	<b>10</b>	<b>3.01</b>	<b>4</b>	--	--	--	--	--
<b>GRIFFINS TOTALS</b>			<b>36</b>	<b>18</b>	<b>13</b>	<b>5</b>	<b>2.89</b>	<b>3</b>	--	--	--	--	--
<b>AHL TOTALS</b>			<b>236</b>	<b>111</b>	<b>84</b>	<b>32</b>	<b>2.65</b>	<b>15</b>	<b>3</b>	<b>1</b>	<b>0</b>	<b>1.00</b>	<b>0</b>
<b>PRO TOTALS</b>			<b>355</b>	<b>148</b>	<b>140</b>	<b>42</b>	<b>2.75</b>	<b>19</b>	<b>3</b>	<b>1</b>	<b>0</b>	<b>1.00</b>	<b>0</b>

# 20 DAN RENOUF


Defenseman  
(re-NUFF)

Height: 6'3"

Weight: 205

Shoots: Left

Born: 6/1/94 in Pickering, Ontario



Fourth season as a Griffins ... Sixth year pro ... Signed to a two-year entry-level contract by Detroit, 3/10/16 ... Signed to an amateur tryout, 3/10/16 ... Released from amateur tryout, 3/21/16 ... Signed to an amateur tryout, 4/7/16 ... Assigned by Detroit, 10/20/16 ... Recalled by Detroit, 3/26/17 ... Assigned by Detroit, 3/28/17 ... Assigned by Detroit, 9/25/17 ... Recalled by Detroit, 9/30/17 ... Assigned by Detroit, 10/1/17 ... Signed to a one-year contract by Carolina (NHL), 7/2/18 ... Assigned to Charlotte (AHL), 1/8/19 ... Recalled by Carolina, 1/9/19 ... Signed to a two-year contract by Colorado (NHL), 7/2/19 ... Assigned to Colorado (AHL), 2/12/21 ... Recalled to Colorado, 4/4/21 ... Assigned to Colorado, 4/13/21 ... Recalled to Colorado, 4/29/21 ... Assigned to Colorado, 5/1/21 ... Signed to a one-year contract by Detroit, 7/29/21 ... Assigned by Detroit, 10/9/21.

**Career Highlights:** Won Calder Cups with Grand Rapids in 2017 and Charlotte in 2019 ... Became the 162nd Griffins alumnus to play in the NHL when he debuted with Detroit on March 27, 2017 at Carolina ... Made his professional debut with Grand Rapids against Manitoba on March 12, 2016 ... Recorded his first professional point on an assist against Lake Erie on April 13, 2016 ... Grand Rapids' PIM leader with 95 in 2016-17 ... Led Maine's defensemen in goals, assists, points and shots as a junior in 2015-16.

**2020-21:** Split time in the NHL and AHL within the Colorado Avalanche organization ... Competed in 18 games for Colorado, collecting his first NHL point on an assist on March 5 against Anaheim ... Logged first multi-point outing in the NHL on March 14 when he garnered two helpers against Los Angeles ... Added 16 penalty minutes to go along with a minus-one rating ... Appeared in five AHL contests for Colorado, totaling three points (1-2-3), four penalty minutes and a plus-two rating ... Matched a career-best two points (1-1-2) on April 10 against Texas, which also tied his highest goal count in a game ... Tallied an AHL career-high 16.7 shooting percentage. **2019-20:** Competed in 54 AHL games for Colorado and registered 16 points (2-14-16) and tied a professional career-high plus-13 rating ... Tied a career-best two-game assist streak (0-2-2) from Feb. 29 through March 1, which also matched a career-long point streak ... Tied a career-game-high two assists on Nov. 29, Jan. 10 and March 10 ... Logged four multi-point outings ... Ranked among team defensive leaders in points (4th), assists (4th) and goals (6th) ... Recorded the game-winning tally on Jan. 18 against Stockton during a two-point night. **2018-19:** Registered AHL career highs in games (74), points (24), assists (22), shots (99) and penalty minutes (121) during his only season with Charlotte ... Lifted the Calder Cup for the second time, recording three points (1-2-3) and a plus-nine rating in 12 playoff contests ... Tied an AHL high plus-13 rating during the regular season ... Matched a career-best two helpers on four separate occasions (Dec. 31, Jan. 26, Feb. 16 and March 24) ... Collected five multi-point outings ... Amassed a career-tying two-game point streak three different times (Feb. 16-17, March 1-2 and April 7-11) ... Placed among Charlotte blueline leaders in points (4th), goals (5th) and assists (3rd). **2017-18:** Spent the year in Grand Rapids during his third season with the franchise ... Totaled 12 points (2-10-12), 83 penalty minutes and a plus-four rating ... Appeared in his second straight Calder Cup Playoffs, recording one assist in five nights ... Tied for fifth among defensemen on the roster with 12 points while his assist count placed tied for fourth ... Earned assists in back-to-back nights three times (Nov. 8-10, Dec. 30-31 and April 7-11) ... Recorded first helper of the year during his third outing on Oct. 13 in San Jose ... Notched a career-high two-game goal streak (2-0-2) from April 7-11 to close out the regular season. **2016-17:** Recorded 16 points (3-13-16) and a plus-12 rating in 67 games during his rookie campaign with the Griffins ... Ranked fourth among team defensemen in scoring ... Led Grand Rapids with 95 PIM, the first team PIM leader in franchise history to not break the century mark ... Logged one game with the Red Wings and recorded 13:35 of ice time, becoming the 162nd Griffins alumnus to play in the NHL when he debuted with Detroit on March 27 at Carolina ... Scored his first professional goal against Rockford on Dec. 31 ... Registered his first career multi-point game behind a goal and an assist on Jan. 14 in Rockford ... Totaled four points (2-2-4), a plus-seven rating and six PIM in 19 playoff games, helping Grand Rapids win the Calder Cup ... Scored two goals, including the game-winner, during Game 4 of the Calder Cup Finals against Syracuse on June 9. **2015-16:** Made professional debut with the Griffins on March 12 against Manitoba ... Recorded first professional point on an assist against Lake Erie on April 13 ... Tallied 15 points (6-9-15) and 36 PIM in 38 games during his junior season at Maine ... Led the team's defensemen in goals, assists, points and shots (82) ... Chipped in a pair of assists on Oct. 30 against Massachusetts ... Scored two goals, including the game-winner, and added an assist on Nov. 20 against Vermont ... Named Hockey East's defensive player of the week on Nov. 23 ... Tallied his sixth goal of the campaign on Feb. 19 versus Merrimack. **2014-15:** Played in all 39 games for the Black Bears and registered 12 points (3-9-12) ... Named a Maine Scholar-Athlete Award winner ... Scored his first goal of the season in the opener on Oct. 10 at Alaska Anchorage ... Logged an assist in back-to-back contests on Dec. 13 and 13 ... Notched a pair of assists at Merrimack on Feb. 14 ... Tallied a power play goal on Feb. 28 at Providence. **2013-14:** In his freshman season at Maine, appeared in 34 games and ranked second among team defenseman in scoring with 11 points (1-10-11) ... Tied for third on the team with a plus-11 rating ... Registered his first collegiate



point on an assist at St. Lawrence on Oct. 12 ... Scored his first career goal in game-winning fashion on Dec. 13 against American International ... Logged a three-game point streak (1-4-5) from Dec. 13-28. **2012-13:** In 57 games with Youngstown (USHL), ranked second among team defensemen with 28 points (10-18-28) ... Scored one point (0-1-1) in nine postseason contests ... Notched a goal in the first two games of the season on Sept. 28 versus Omaha and on Sept. 29 against Des Moines ... Delivered two goals including the game-winner on Dec. 14 in Des Moines ... Scored two goals and an assist in Chicago on April 6 ... Tallied a three-game point streak (2-4-6) from April 6-10. **2011-12:** In his first season with Youngstown (USHL), finished second among team defensemen with 15 points (1-14-15) in 58 games ... Accounted for two assists (0-2-2) in six playoff games ... Added 53 penalty minutes and a plus-11 rating. **2009-10:** Appeared in two games with Whitby (OJHL) but did not record a point.

**Personal:** Lives in Charlevoix, Mich. during the offseason ... Married to Kylee Scholten ... Has a dog named Otis ... Studied at the University of Maine ... Sister is Nicole Renouf ... Best friend in hockey is Devin Shore ... Greatest hockey memory is winning the Calder Cup in 2017 with Grand Rapids and 2019 with Charlotte ... Started playing hockey at age five ... Hockey nicknames are Reno, Uncle and Reensee ... Hockey idol as a youth was Mark Messier ... Greatest influence on his hockey career is his father, Shawn Renouf ... First job was being part of a cleaning crew at a butcher shop ... Proudest achievements are winning the Stanley Cup and Calder Cup ... Most interesting fact is that he once took skateboarding more seriously than hockey ... Would want to trade places with someone on the PGA Tour for a day ... Played lacrosse growing up ... Favorite food is steak ... Favorite music artists are Mt. Joy and Led Zeppelin ... Favorite movie is *Dark Knight* ... Favorite TV show is *Curb Your Enthusiasm* and *New Girl* ... Favorite website is Google Teams ... Favorite vacation spot is Cabo San Lucas, Mexico ... Favorite college team is Grand Valley State University ... Favorite sport to watch besides hockey is the NBA.

### AHL CAREER HIGHS

Games Played: 74, 2018-19	Assist Streak: 2, eight times (MR: 2/29/20-3/1/20)
Goals: 3, 2016-17	Point Streak: 2, 11 times (MR: 2/29/20-3/1/20)
Assists: 22, 2018-19	Goals, Game: 1, 10 times (MR: 4/10/21 COL vs. TEX)
Points: 24, 2018-19	Assists, Game: 2, seven times (MR: 3/10/20 COL vs. TEX)
PIM: 121, 2018-19	Points, Game: 2, 11 times (MR: 4/10/21 COL vs. TEX)
Goal Streak: 2, 4/7/18-4/11/18	PIM, Game: 30, 4/9/17 GR at CLE

### FIRSTS


AHL Game: 3/12/16 GR vs. MB	NHL Game: 3/27/17 DET at CAR
AHL Point: 4/13/16 GR vs. LE (assist)	NHL Point: 3/5/21 COL vs. ANA (assist)
AHL Goal: 12/31/16 GR vs. RFD (Mac Carruth)	NHL Goal: N/A

Season	Team	League	Regular Season					Playoffs				
			GP	G	A	PTS	PIM	GP	G	A	PTS	PIM
2009-10	Whitby	OJHL	2	0	0	0	0	--	--	--	--	--
	Ajax/Pickering	ETAHL U18	73	17	39	56	60	--	--	--	--	--
2010-11	Hill Academy	CAHS	62	10	43	53	34	--	--	--	--	--
2011-12	Youngstown	USHL	58	1	14	15	53	6	0	2	2	4
2012-13	Youngstown	USHL	57	10	18	28	83	9	0	1	1	7
2013-14	Maine	H-East	34	1	10	11	12	--	--	--	--	--
2014-15	Maine	H-East	39	3	9	12	24	--	--	--	--	--
2015-16	Maine	H-East	38	6	9	15	36	--	--	--	--	--
	Grand Rapids	AHL	6	0	1	1	5	--	--	--	--	--
2016-17	Grand Rapids	AHL	67	3	13	16	95	19	2	2	4	6
	Detroit	NHL	1	0	0	0	0	--	--	--	--	--
2017-18	Grand Rapids	AHL	73	2	10	12	83	5	0	1	1	19
2018-19	Charlotte	AHL	74	2	22	24	121	12	1	2	3	23
2019-20	Colorado	AHL	54	2	14	16	82	--	--	--	--	--
2020-21	Colorado	NHL	18	0	3	3	16	--	--	--	--	--
	Colorado	AHL	5	1	2	3	4	--	--	--	--	--
<b>NHL TOTALS</b>			<b>19</b>	<b>0</b>	<b>3</b>	<b>3</b>	<b>16</b>	<b>--</b>	<b>--</b>	<b>--</b>	<b>--</b>	<b>--</b>
<b>GRIFFINS TOTALS</b>			<b>146</b>	<b>5</b>	<b>24</b>	<b>29</b>	<b>183</b>	<b>24</b>	<b>2</b>	<b>3</b>	<b>5</b>	<b>25</b>
<b>AHL TOTALS</b>			<b>279</b>	<b>10</b>	<b>62</b>	<b>72</b>	<b>390</b>	<b>36</b>	<b>3</b>	<b>5</b>	<b>8</b>	<b>48</b>
<b>PRO TOTALS</b>			<b>298</b>	<b>10</b>	<b>65</b>	<b>75</b>	<b>406</b>	<b>36</b>	<b>3</b>	<b>5</b>	<b>8</b>	<b>48</b>

# 37 DONOVAN SEBRANGO

## Defenseman (sah-BRANG-go)

**Height:** 6'2" **Weight:** 195 **Shoots:** Left **Born:** 1/12/02 in Kingston, Ontario  
**Drafted:** Detroit's 5th choice, 63rd overall, in 2020 NHL Entry Draft



Second season as a Griffin ... Second year pro ... Signed to an amateur tryout, 1/20/21 ... Signed to a three-year entry-level contract by Detroit, 3/14/21 ... Assigned by Detroit, 10/7/21.

**Career Highlights:** Appeared in 118 career OHL games from 2018-20, recording 56 points (13-43—56) and 87 penalty minutes ... Began his professional rookie season with HK Levice, totaling three points (1-2—3) in five games before making his North American pro debut with Grand Rapids on Feb. 11, 2021 in Chicago ... Registered first AHL point on an assist at Rockford on March 3, 2021 ... Twice represented Canada on the international stage, picking up two helpers and four penalty minutes in five games at the 2018 World U17 Hockey Challenge ... Earned Silver at the 2019 Hlinka Gretzky Cup after chipping in two assists and two penalty minutes in five contests ... Named to the CHL Top Prospects Game for 2019-20.

**2020-21:** Jumped into professional hockey action as an 18-year-old due to the OHL campaign's cancellation ... Sent on loan to HK Levice in Slovakia's third-highest pro league ... Logged three points (1-2—3) in five games, adding 50 penalty minutes and a plus-three rating before making the move to the AHL ... Played in 31 contests for the Griffins and recorded four helpers and a plus-one rating ... Credited with the fourth-highest point total among 18-year-old AHL defensemen ... Made AHL debut on Feb. 11 in Chicago, contributing two shots and two penalty minutes ... Garnered first AHL point on an assist against Rockford on March 3 ... Secured two helpers in back-to-back outings on May 7 and 8. **2019-20:** Spent his second OHL season with the Kitchener Rangers, where his 30 points (6-24—30) ranked second among the team's blueliners and 10th among all skaters ... His point and assist totals marked career highs in each category ... Added 33 penalty minutes over 56 games of work ... Production helped pace Kitchener to a share of third place in the league standings before the COVID-19 shutdown ... Skated in the CHL Top Prospects Game ... Bagged a silver medal during the Hlinka Gretzky Cup after chipping in two assists in five games ... Concluded his two-year OHL career with 188 games, 56 points (13-43—56) and 87 penalty minutes. **2018-19:** Competed in a career-high 62 games for Kitchener during his inaugural season in the OHL ... Compiled a career-best seven goals and added 19 assists ... Ranked among team defensive leaders in points (2nd), assists (3rd) and goals (1st) ... Participated in his first junior playoffs, tallying two penalty minutes in four outings. **2017-18:** Served as an alternate captain for the Canadian International Hockey Academy (CIHA) U18 AAA team, competing in the Hockey Eastern Ontario (HEO) league ... Amassed 25 points (5-20—25) in 30 games while adding 20 penalty minutes ... Ranked among team leaders in points (T-3rd), goals (8th) and assists (2nd) ... Placed near the top of defensive league leaders in points (T-5th), goals (T-12th) and helpers (T-3rd) ... Paced all defensemen in playoff points with five (3-2—5) in six contest while also ranking fourth on the roster among all skaters ... Three playoff tallies led the league's blueliners ... Appeared in four games for the Ottawa Jr. Senators in the Central Canada Hockey League but did not register a point. **2016-17:** Spent the majority of the campaign as captain of the CIHA U15 AAA in the HEO U15 league ... Potted 29 points on four goals and 25 assists while adding 56 penalty minutes ... Paced the league's defensemen in points and assists while tying for seventh in goals ... Ranked among team leaders in points (2nd), helpers (T-1st) and goals (7th) ... Made his debut with the CIHA U18 AAA club, skating in nine games and earning three assists ... Made first playoff appearance for the U18 team and logged three points (0-3—3) in six outings. **2015-16:** Skated for CIHA U15 during his first season in the triple A ranks ... Totaled 11 points (4-7—11) in 29 contests ... Added 14 penalty minutes ... Placed tied for sixth among all team skaters in points while taking fifth in assists and tying for fourth in goals.

**Personal:** Lives in Elmira, Ontario during the offseason ... Has a dog named Doug, two cats named Smartie and Roger, and a hamster named Harrison ... Has an older sister ... Best friend in hockey is Reid Valade ... Greatest hockey memory is going to Italy for a summer tournament ... Started playing hockey at the age of five as a defenseman ... Hockey nickname is Dono and Brango ... Hockey idol as a youth was Tie Domi ... Greatest influence on his hockey career is his mom ... After his playing career is done, he wants to become a personal trainer ... First job was as a dish washer ... Greatest personal obstacle he's overcome is a speech impediment ... Favorite charity is National Service Dogs, which he is an ambassador for ... Huge cat guy ... Would want to trade places with The Rock for a day ... Played baseball growing up ... Owns his own gym ... Favorite food is burritos ... Favorite music artist is Drake ... Favorite movie is *Lone Survivor* ... Favorite TV show is *Animal Kingdom* ... Favorite website is tsn.ca ... Favorite vacation spot is Italy ... Favorite sport to watch other than hockey is tennis and golf.

**AHL CAREER HIGHS**

Games Played: 31, 2020-21	Assist Streak: 2, 5/7/21-5/8/21
Goals: N/A	Point Streak: 2, 5/7/21-5/8/21
Assists: 4, 2020-21	Goals, Game: N/A
Points: 4, 2020-21	Assists, Game: 1, four times (MR: 5/8/21 GR at CHI)
PIM: 18, 2020-21	Points, Game: 1, four times (MR: 5/8/21 GR at CHI)
Goal Streak: N/A	PIM, Game: 5, twice (MR: 3/11/21 GR at RFD)

**FIRSTS**

AHL Game: 2/11/21 GR at CHI	AHL Goal: N/A
AHL Point: 3/3/21 GR at RFD (assist)	

Season	Team	League	Regular Season					Playoffs				
			GP	G	A	PTS	PIM	GP	G	A	PTS	PIM
2015-16	CIHA U15 AAA	HEO U15	29	4	7	11	14	--	--	--	--	--
2016-17	CIHA U15 AAA	HEO U15	30	4	25	29	56	--	--	--	--	--
	CIHA U18 AAA	HEO U18	9	0	3	3	4	6	0	3	3	0
2017-18	CIHA U18 AAA	HEO U18	30	5	20	25	20	6	3	2	5	4
	Ottawa Jr.	CCHL	4	0	0	0	0	--	--	--	--	--
2018-19	Kitchener	OHL	62	7	19	26	54	4	0	0	0	2
2019-20	Kitchener	OHL	56	6	24	30	33	--	--	--	--	--
2020-21	HK Levice	Slovakia2	5	1	2	3	50	--	--	--	--	--
	Grand Rapids	AHL	31	0	4	4	18	--	--	--	--	--
<b>GRIFFINS/AHL TOTALS</b>			<b>31</b>	<b>0</b>	<b>4</b>	<b>4</b>	<b>18</b>	--	--	--	--	--
<b>PRO TOTALS</b>			<b>36</b>	<b>1</b>	<b>6</b>	<b>7</b>	<b>68</b>	--	--	--	--	--

# 65 DOMINIK SHINE

## Right Wing

Height: 5'11"

Weight: 180

Shoots: Right

Born: 4/18/93 in Detroit, Mich.



Sixth season as a Griffin ... Fifth year pro ... Signed to an amateur tryout for the remainder of the 2016-17 season and to a one-year contract for 2017-18, 3/14/17 ... Released from amateur tryout, 4/10/17 ... Signed to an amateur tryout, 4/15/17 ... Released from amateur tryout, 5/28/17 ... Re-signed to a one-year contract, 6/18/18 ... Re-signed to a one-year contract, 6/29/19 ... Re-signed to a one-year contract, 4/18/20 ... Re-signed to a one-year contract, 7/15/21.

**Career Highlights:** Logged a career-high 10 assists and 57 penalty minutes in 2019-20 with Grand Rapids ... Recorded 16 points (8-8-16) in 58 games during his rookie season with Grand Rapids in 2017-18 ... Made his professional debut with the Griffins on March 19, 2017 at Milwaukee ... Led the WCHA in goals with 20 in 2016-17 and was named an All-WCHA Third Team selection ... Served as an alternate captain during his junior and senior seasons at Northern Michigan ... Finished second on Northern Michigan in points in 2015-16 and was named to the All-WCHA Second Team ... Totaled three career hat tricks at Northern Michigan ... Captained Lincoln (USHL) during his final two seasons.

**2020-21:** Appeared in his fourth full AHL season with the Griffins, registering four points (2-2-4) and 39 penalty minutes in 29 games ... Began his point total on Feb. 26 with a game-winning goal against Chicago, his first since Jan. 31, 2019 ... Tallied his second goal just two games later on March 3 in Rockford ... Pocketed assists on March 20 at Cleveland and against Chicago on April 26. **2019-20:** Logged a career-best 10 assists and 57 penalty minutes in 50 games during his third season with the Griffins ... Added four goals to total 14 points ... Registered a career-tying two points (1-1-2) during his second outing of the year on Oct. 12 in Rockford ... Match a career-best two helpers on Nov. 20 against San Antonio ... Scored goals in back-to-back nights, which tied a career-high stretch and launched a career-long three-game point streak (2-1-3) from Jan. 17-22 ... Recorded three multi-point contests ... Tied a career-best 17 penalty minutes on Jan. 21 at Iowa. **2018-19:** Recorded 11 points (6-5-11) and 53 PIM in a career-high 72 games with the Griffins ... 72 GP tied for the most on the team ... Appeared in all five Calder Cup Playoff games, notching two points (1-1-2), a plus-one rating and two PIM ... Tallied his first point of the season on an assist against Texas on Oct. 17 ... Tallied his second career two-goal game on Nov. 4 in Cleveland ... Skated in his 100th AHL game on Dec. 29 against Cleveland ... Scored two game-winning goals on the year (Jan. 31 at Texas and March 23 at Texas) ... Skating in his sixth career Calder Cup Playoff game, logged his first postseason goal in Chicago on April 19. **2017-18:** During his first full professional season, posted a career-high 16 points (8-8-16), a plus-four rating and 54 PIM in 58 games with the Griffins ... 54 PIM tied for 16th among AHL rookies ... Scored his first pro goal on Oct. 25 against Tucson ... Recorded his first multi-point game as a pro behind two assists in Chicago on Dec. 2 ... Produced his first career two-goal game on April 12 at San Antonio ... Totaled two PIM in five Calder Cup Playoff games. **2016-17:** In his senior season at Northern Michigan, skated in 33 games and led the Wildcats in points (20-10-30) and goals (20) ... Appeared in eight games with the Griffins after his college season concluded, totaling three points (0-3-3) and seven PIM ... Named an All-WCHA Third Team selection after pacing the conference in goals (20) and shots on goal per game (3.82) and tying for seventh in points ... 0.61 goals per game placed 12th in the NCAA ... Alternate captain ... 20 goals marked the most by a Wildcat since the 2007-08 season ... Named the WCHA Offensive Player of the Week on Jan. 9, after collecting four goals, including his first hat trick of the season on Jan. 7, during a two-game split against Lake Superior State ... Earned his second WCHA Offensive Player of the Week on Jan. 23 after a two-game series sweep against Alaska-Anchorage saw him register a hat trick on Jan. 20 and conclude the pair of games with four points (3-1-4) ... Named the WCHA Player of the Month for January after tallying a conference-best seven goals in six contests, including two hat tricks ... One of three players in the WCHA to record multiple hat tricks on the season ... Tallied a season-high four points behind two goals and two assists on March 4 at Bemidji State ... Made his professional debut with the Griffins in Milwaukee on March 19 ... Banked his first pro point on an assist against Milwaukee on March 29 ... Notched an assist and participated in his first pro fight on April 1 at Rockford. **2015-16:** As a junior, led Northern Michigan in goals (15) and shots (114) while placing second in points (15-15-30) in 34 games ... Named to the All-WCHA Second Team after placing among the conference's leaders in points (T6th) and goals (T7th) and leading the circuit with 88 PIM ... Tied for third in the WCHA with 25 points (12-13-25) in 25 conference games, one of four players to average a point or more per game in conference action ... Named the WCHA Offensive Player of the Week on Dec. 7 after potting his first career collegiate hat trick on Dec. 4 at Alabama-Huntsville ... One of four players in the conference to tally a hat trick ... Named the WCHA Player of the Month for December after ranking second in the NCAA with six goals and leading the conference in goals and points (6-2-8) in six games ... Named the WCHA Player of the Month for February after leading the conference with 11 points (4-7-11) and registering at least a point in all eight of the month's contests ... Accumulated 12 points (4-8-12) during a season-high nine-game point streak that spanned from Jan. 30 through Feb. 27. **2014-15:** Skated in 26 games as a sophomore with NMU and ranked among the team's leaders with 20 points (3rd), 13 assists (4th), seven goals (T3rd), 79 shots (2nd), three power play goals (T3rd) and a plus-two rating (2nd) ... Produced five multi-point games ... Started the season on a

LET'S GO GRIFFINS LET'S GO GRIFFINS LET'S GO GRIFFINS LET'S GO GRIFFINS LET'S GO GRIFFINS LET'S GO GRIFFINS LET'S GO GRIFFINS LET'S GO GRIFFINS LET'S GO GRIFFINS LET'S GO GRIFFINS LET'S GO GRIFFINS LET'S GO GRIFFINS LET'S GO GRIFFINS LET'S GO GRIFFINS

three-game goal streak from Oct. 17-24. **2013-14:** As a freshman at Northern Michigan, ranked among the team's leaders with 17 points (T5th), 11 assists (T6th), 65 shots (T5th) and 43 PIM (3rd) ... One of four Wildcats to play in all 38 games ... Tied for second among team freshmen in scoring ... Enjoyed four multi-point games ... Notched his first collegiate points during a two-assist night at Western Michigan on Nov. 9 ... Potted his first college goal on Nov. 22 against Alabama-Huntsville. **2012-13:** In his final USHL season, ranked among Lincoln's leaders with 45 points (T5th), 26 goals (2nd), 19 assists (T6th), six game-winning goals (T1st), 158 shots (4th) and 120 PIM (5th) while appearing in 50 games as captain of the team ... Established junior career highs in points and goals ... Added three points (1-2-3) and four PIM in five playoff games. **2011-12:** Served as captain and scored 32 points (11-21-32) and 60 PIM in 32 games with Lincoln ... Ranked eighth on the team in scoring and assists and tied for fifth in goals despite playing only 32 games ... 1.00 points per game average tied for second best on the team ... Contributed two points (1-1-2) and 18 PIM in eight playoff games ... Accumulated 16 points (7-9-16) during a season-high eight-game point streak that stretched from Jan. 27 through Feb. 24. **2010-11:** Skated in 52 games with Lincoln and led the team with 158 PIM while ranking eighth in scoring with 28 points (12-16-28) ... Appeared in two playoff games, making his postseason debut at any level ... Placed seventh in the USHL in PIM ... Ranked fifth on the team with 117 shots ... Enjoyed a season-high seven-game point streak from Jan. 21 through Feb. 9. **2009-10:** In his first season with the Lincoln Stars, ranked among the team's leaders with 29 points (T3rd), 15 goals (T2nd) and 14 assists (7th) ... Led USHL rookies with 165 PIM while placing second among all league skaters ... Among league rookies, tied for eighth in scoring and tied for fifth in goals ... Scored an assist in his Lincoln debut on Oct. 2 at Fargo ... Registered a hat trick against Sioux Falls on Feb. 9 ... Totaled seven games with double-digit PIM.

**Personal:** Lives in Bryon Center, Mich. during the offseason ... Married his wife Taylor, an engineer, in the summer of 2019 ... Earned a management degree from Northern Michigan University ... Has one sister, Cecilia, and she is a great student ... His cousin is Jessica Hernandez, a singer from Detroit ... Best friend in hockey is Zach Aston-Reese ... Greatest hockey memory is playing in the Great Lakes Invitational in front of his grandma ... Was a part of two AAA national championship teams in 2007-08 and 2008-09 ... Started playing hockey at the age of three and his first position was forward ... Hockey nicknames are Shiner and Dinger ... Hockey idol as a youth was Steve Yzerman ... Chose his jersey number because it's a combination of 15 and 16 ... Greatest influence on his hockey career has been his parents because they gave him opportunity ... Plans to get into medical sales after his playing career ... First job was mowing lawns ... Greatest personal obstacle he's overcome is losing his grandma to cancer ... Proudest accomplishment is getting his degree ... Favorite charity is the American Cancer Society ... An exciting place he's been is Hawaii ... If he could trade places for a day with another occupation, he would be a pro baseball player ... Also played baseball, basketball and soccer growing up ... Favorite quote is "you miss 100% of the shots you don't take" ... Favorite food is a Chipotle burrito ... Favorite music artist is Post Malone ... Favorite movie is *Wedding Crashers* ... Favorite television show is *The Office* ... Favorite website is ESPN fantasy football ... Favorite vacation spot is Hawaii ... Favorite sports team is the Detroit Lions ... Least favorite sports team is the Minnesota Vikings ... Favorite sport to watch other than hockey is football ... Enjoys golf, video games and weightlifting.

### AHL CAREER HIGHS

Games Played: 72, 2018-19	Assist Streak: 2, 2/2/18-2/4/18
Goals: 8, 2017-18	Point Streak: 3, 1/17/20-1/22/20
Assists: 10, 2019-20	Goals, Game: 2, twice (MR: 11/4/18 GR at CLE)
Points: 16, 2017-18	Assists, Game: 2, twice (MR: 11/20/19 GR vs. SA)
PIM: 57, 2019-20	Points, Game: 2, eight times (MR: 1/17/20 GR vs. RFD)
Goal Streak: 2, twice (MR: 1/17/20-1/18/20)	PIM, Game: 17, twice (MR: 1/31/20 GR at IA)

### FIRSTS


AHL Game: 3/19/17 GR at MIL	AHL Goal: 10/25/17 GR vs. TUC (Hunter Miska)
AHL Point: 3/29/17 GR vs. MIL (assist)	

Season	Team	League	Regular Season					Playoffs				
			GP	G	A	PTS	PIM	GP	G	A	PTS	PIM
2009-10	Lincoln	USHL	54	15	14	29	165	--	--	--	--	--
2010-11	Lincoln	USHL	52	12	16	28	158	2	0	0	0	0
2011-12	Lincoln	USHL	32	11	21	32	60	8	1	1	2	18
2012-13	Lincoln	USHL	50	26	19	45	120	5	1	2	3	4
2013-14	Northern Michigan	WCHA	38	6	11	17	43	--	--	--	--	--
2014-15	Northern Michigan	WCHA	26	7	13	20	24	--	--	--	--	--
2015-16	Northern Michigan	WCHA	34	15	15	30	88	--	--	--	--	--
2016-17	Northern Michigan	WCHA	33	20	10	30	30	--	--	--	--	--
	Grand Rapids	AHL	8	0	3	3	7	--	--	--	--	--
2017-18	Grand Rapids	AHL	58	8	8	16	54	5	0	0	0	2
2018-19	Grand Rapids	AHL	72	6	5	11	53	5	1	1	2	2
2019-20	Grand Rapids	AHL	50	4	10	14	57	--	--	--	--	--
2020-21	Grand Rapids	AHL	29	2	2	4	39	--	--	--	--	--
<b>GRIFFINS/AHL/PRO TOTALS</b>			<b>217</b>	<b>20</b>	<b>28</b>	<b>48</b>	<b>210</b>	<b>10</b>	<b>1</b>	<b>1</b>	<b>2</b>	<b>4</b>

## 32 TYLER SPEZIA

Forward  
(SPEE-zhuh)

Height: 5'10" Weight: 175 Shoots: Left Born: 6/7/93 in Clinton Township, Mich.



Fourth season as a Griffin ... Fourth year pro ... Signed to a professional tryout, 12/16/18 ... Released from professional tryout, 12/29/18 ... Signed to a professional tryout, 12/30/18 ... Released from professional tryout, 1/6/19 ... Signed to a professional tryout, 1/16/19 ... Released from professional tryout, 1/24/19 ... Signed to a one-year contract, 7/1/19 ... Recalled from Toledo (ECHL), 12/2/19 ... Assigned to Toledo, 12/6/19 ... Recalled from Toledo, 12/9/19 ... Assigned to Toledo, 3/8/20 ... Re-signed to a one-year contract, 8/17/20 ... Re-signed to a one-year contract, 8/4/21.

**Career Highlights:** Totaled a career-best two game-winning goals for the Griffins in 2020-21 ... Notched a career-high nine points (6-3-9) and 18 penalty minutes with Grand Rapids in 2019-20 ... Helped lead the Toledo Walleye to their first trip to the 2019 Kelly Cup Finals after skating in all 24 postseason games and scoring 12 points ...

Contributed two points and skated in eight games while making his AHL debut with the Griffins in 2018-19 ... Two-time selection (2017, 2016) to the WCHA All-Academic Team ... Scored a collegiate career-high 30 points as a junior at Bowling Green State and tied for second on the team in scoring.

**2020-21:** Competed in a career-high 26 games for the Griffins, logging eight points (5-3-8) and 11 penalty minutes ... Set new career bests in shots (26) and game-winning goals (2), which ranked second on the roster ... Assist count tied a professional high ... Amassed a career-tying two-game point streak (2-1-3) from March 3-11 ... Matched a career-best two goals on March 3 in Rockford, including the game-winner ... Compiled two multi-point outings as he also registered two goals on March 27 ... Notched his second game-winning tally of the year on May 8 at Chicago. **2019-20:** Set career highs in points (9), goals (6) and penalty minutes (18), while matching a career-best three helpers ... Earned his first two-goal and two-point night on Jan. 3 at San Antonio ... Tied a career-long two-game point streak (2-0-2) from Feb. 18 and 20, which included a game-winner on the 18th in Rockford ... Totaled a career-high 12 PIM on Jan. 4 in Texas ... Finished the season with a plus-minus rating of zero ... Added a career-high 26.1 shooting percentage. **2018-19:** Spent majority of his rookie campaign with the ECHL's Toledo Walleye, notching 39 points (11-28-39), a plus-nine rating and 36 PIM in 58 appearances ... Contributed 12 points (3-9-12), a plus-four rating and eight PIM in 24 Kelly Cup Playoff games, helping lead Toledo to its first-ever appearance in the Kelly Cup Finals ... In his AHL debut with the Griffins, posted two points (1-1-2) and a plus-two rating in eight games ... Led all Walleye rookie skaters in the regular season with 39 points and 28 assists, and ranked second with 11 goals ... Placed among Toledo's overall leaders with 39 points (7th) and a plus-nine rating (T2nd) ... Ranked among Toledo's playoff leaders with 12 points (T7th), nine assists (T6th) and three goals (T10th) ... Tied for 19th in the ECHL in postseason scoring ... Made his professional debut in the ECHL and picked up an assist in the same game on Oct. 12 at Greenville ... Scored his first ECHL goal against Idaho on Nov. 3 ... Signed a professional tryout with the Griffins and made his AHL debut on the same day on Dec. 16 in Rockford ... Scored his first AHL goal and it proved to be the game-winner in Manitoba on Dec. 22 ... Logged a season-high six-game point streak from Jan. 11-31 in the ECHL, collecting seven points (4-3-7) in that stretch ... Netted a season-high four-game goal streak that spanned from Jan. 25-31. **2017-18:** In his senior season at Bowling Green State, tallied 16 points (10-6-16), a plus-three rating and 34 PIM in 33 games ... Served as the alternate captain ... Recognized with the team's year-end Howard Brown Coaches Award ... Ranked among the Falcons' leaders with 16 points (T9th), 10 goals (T3rd) and 76 shots (7th) ... Named the WCHA Offensive Player of the Week on Jan. 29 after notching four points (3-1-4) during a two-game sweep at Lake Superior State on Jan. 26 and 27. **2016-17:** Notched 30 points (8-22-30), a plus-13 rating and 53 PIM in 41 games during his junior campaign at Bowling Green State ... Established collegiate career highs in points (30), assists (22), PIM (53) and plus-minus (+13), while equaling a career best in games played (41) ... Selected to the WCHA All-Academic Team ... Led the team with 22 assists while also ranking as one of the leaders with 30 points (T2nd), eight goals (T5th), two power play goals (T6th), a plus-13 rating (T3rd) and 99 shots (4th) ... Placed as one of the WCHA's leaders in points (T7th), assists (T3rd) and plus-minus (7th) ... Helped the U.S. National Inline Team win the gold medal at the 2017 International Ice Hockey Federation Inline World Championship. **2015-16:** Totaled 18 points (10-8-18), a plus-11 rating and 10 PIM in 41 games as a sophomore ... Selected to the WCHA All-Academic Team ... Earned the team's Bill and Helen Lloyd Most Improved Player award ... Ranked as one of the team's leaders with 18 points (8th), 10 goals (4th) and a plus-11 rating (T4th) ... Had two game-winning goals and a power play score ... Added a six-game point streak (3-4-7) to conclude the regular season from Feb. 19 through March 5 ... Tallied a goal in three straight games to begin the month of January ... Only multi-point (0-2-2) outing came on Feb. 27 against Ferris State. **2014-15:** In his freshman season at Bowling Green State, finished with eight points (6-2-8), a plus-six rating and six PIM in 32 games ... Made his college debut on Oct. 10 against Miami (OH) ... Scored his first college point on a goal at Clarkson on Oct. 25 ... Collected two game-winning goals, including the overtime winner against Northern Michigan in game one of the WCHA Tournament First Round ... Registered first multi-goal and multi-point game with two goals against Minnesota State on Oct. 31 and added the game-winner against Minnesota State the next night ... Recorded goals in both games during the Falcons' first round sweep of Northern Michigan in the WCHA Tournament. **2013-14:** Logged 22 points (10-12-22)

and 73 PIM in 58 games with Youngstown during his final USHL season ... Ranked among the team's leaders with 22 points (7th), 10 goals (6th), 12 assists (9th) and 73 PIM (7th) ... Served as an alternate captain. **2012-13:** Split the season between the USHL and NAHL ... Started the year with Dubuque (USHL) and posted six points (4-2-6) and 14 PIM in 23 games ... Concluded the season with Port Huron (NAHL) and netted 20 points (9-11-20) and 12 PIM in 14 games ... Tied for ninth on Port Huron in scoring despite playing in only 14 contests ... Appeared in five NAHL playoff games and recorded a plus-one rating. **2011-12:** Played in two games with Port Huron and had one goal ... Joined Port Huron after playing for the Little Caesars U18 team, totaling 19 points (3-16-19) in 25 games, which ranked tied for third on the roster.

**Personal:** Lives in Troy, Mich. during the offseason ... Has a dog named Jersey ... Earned a finance degree from Bowling Green State University ... Has five siblings ... Best friend in hockey is Zach Badalamenti ... Greatest hockey memory is winning a gold medal with the U.S. National Inline Team in 2017 ... Been apart of three championship teams ... Started playing ice hockey at the age of 11 as a forward ... Hockey nickname is Spez ... Hockey idol as a youth was Pavel Datsyuk ... Greatest influence on his hockey career was his first coach, Matt Koleski ... Plans to enter the finance field after his playing career is finished ... First job was as a scorekeeper at a hockey rink ... Greatest obstacle he's overcome is losing his father to cancer in 2010 ... Proudest achievement is partaking in Red Wings training camp and competing with the Team USA ... Favorite charity is the humane society ... Most exciting thing he's done is spend 12 days in Prague ... Most interesting fact about him was that he did not play ice hockey until he was 11 and his career path, as a whole, was untraditional ... Would like to trade places with a pro golfer for a day ... Played roller hockey, baseball and golf growing up ... Most famous non-hockey person he's met is Alison Lee from the LPGA ... Favorite food is Jets pizza ... Favorite music artists are Kygo, Lil Baby and Mike. ... Favorite movie is *Shooter* ... Favorite TV show is *Squid Game* or *Billions* ... Favorite college team is Michigan football ... Least favorite college team is Ohio State ... Enjoys watching golf and football.

### AHL CAREER HIGHS

Games Played: 26, 2020-21	Assist Streak: N/A
Goals: 6, 2019-20	Point Streak: 2, twice (MR: 3/3/21-3/11/21)
Assists: 3, twice (MR: 2020-21)	Goals, Game: 2, three times (MR: 3/27/21 GR at IA)
Points: 9, 2019-20	Assists, Game: 1, seven times (MR: 4/20/21 GR vs. CLE)
PIM: 18, 2019-20	Points, Game: 2, three times (MR: 3/27/21 GR at IA)
Goal Streak: 2, 2/18/20-2/20/20	PIM, Game: 12, 1/4/20 GR at TEX

### FIRSTS

AHL Game: 12/16/18 GR at RFD	AHL Goal: 12/22/18 GR at MB (Ken Appleby)
AHL Point: 12/22/18 GR at MB (goal)	

Season	Team	League	Regular Season					Playoffs				
			GP	G	A	PTS	PIM	GP	G	A	PTS	PIM
2011-12	Port Huron	NAHL	2	1	0	1	0	--	--	--	--	--
2012-13	Port Huron	NAHL	14	9	11	20	12	5	0	0	0	2
	Dubuque	USHL	23	4	2	6	14	--	--	--	--	--
2013-14	Youngstown	USHL	58	10	12	22	73	--	--	--	--	--
2014-15	Bowling Green State	WCHA	32	6	2	8	6	--	--	--	--	--
2015-16	Bowling Green State	WCHA	41	10	8	18	10	--	--	--	--	--
2016-17	Bowling Green State	WCHA	41	8	22	30	53	--	--	--	--	--
2017-18	Bowling Green State	WCHA	33	10	6	16	34	--	--	--	--	--
2018-19	Toledo	ECHL	58	11	28	39	36	24	3	9	12	8
	Grand Rapids	AHL	8	1	1	2	0	--	--	--	--	--
2019-20	Toledo	ECHL	21	10	10	20	26	--	--	--	--	--
	Grand Rapids	AHL	22	6	3	9	18	--	--	--	--	--
	Grand Rapids	AHL	26	5	3	8	11	--	--	--	--	--
2020-21	Grand Rapids	AHL	26	5	3	8	11	--	--	--	--	--
<b>GRIFFINS/AHL TOTALS</b>			<b>56</b>	<b>12</b>	<b>7</b>	<b>19</b>	<b>29</b>	--	--	--	--	--
<b>PRO TOTALS</b>			<b>135</b>	<b>33</b>	<b>45</b>	<b>78</b>	<b>91</b>	<b>24</b>	<b>3</b>	<b>9</b>	<b>12</b>	<b>8</b>


# 79 KIRILL TYUTYAYEV

Left Wing

(kih-REEL too-TIE-yehv)

Height: 5'10" Weight: 177 Shoots: Left Born: 8/8/00 in Yekaterinburg, Russia

Drafted: Detroit's 10th choice, 190th overall, in 2019 NHL Entry Draft



First season as a Griffin ... Third year pro ... Signed to a one-year contract by Yunost Minsk (Belarus), 5/14/20 ... Signed to a one-year contract, 5/1/21.

**Career Highlights:** 2021 Belarus Champion with Yunost Minsk after totaling a professional career-high 32 points (11-21-32) in 43 outings ... VHL Prospect of the Week on Feb. 10, 2020 ... 2018 Russia U18 champion with Spartakovets Yekaterinburg ... Point-per-game player in his first full MHL season (2018-19) by recording 60 points (14-41-60) in 60 contests ... Added 14 points (5-9-14) in the playoffs that season to finish with the highest MHL assist and point total in the postseason ... Highest-scoring player in Russia's U18 league after racking up 114 points (47-67-114), a plus-75 rating and 31 penalty minutes in just 31 games in 2017-18.

**2020-21:** Played his age-20 season with Yunost Minsk of the Belarus Extraleague, notching a professional-high 32 points (11-21-32), 12 penalty minutes and a plus-19 rating ... Finished third on the team in points, second in assists and fourth in goals ... Added 10 points (2-8-10) over 13 playoff games en route to helping his club capture the Belarusian championship after a 4-0 sweep in the finals ... His eight post-season assists were tied for third on the team and tied for fifth among the league's skaters. **2019-20:** Skated in 27 VHL games in Eurasia's second-highest pro league and tallied 20 regular-season points (3-17-20) in 27 contests ... Ended his VHL representation on a hot streak by totaling 12 points (3-9-12) over the final 11 regular-season games, including a five-game point streak mixed in ... Made his season debut in the MHL - Eurasia's junior league - on Nov. 3 with a three-assist game ... Finished the year with eight points (2-6-8) in six regular-season MHL outings and three points (1-2-3) over five MHL postseason games ... Promoted to the VHL and made his debut on Nov. 24 ... Tabbed VHL Prospect of the Week on Feb. 10. **2018-19:** Was a point-per-game player in his first and only full season in the MHL with Avto Yekaterinburg, logging 60 points (19-41-60) in 60 games ... Added a plus-39 rating and 12 penalty minutes ... Paced the team in points and assists while placing second in goals ... Ranked among the league leaders in points (8th), assists (4th) and goals (T-37th) ... Competed in a career-high 20 playoff games and tallied 14 points (5-9-14) and eight penalty minutes ... Point and assist totals led the MHL during the postseason. **2017-18:** Captured the Russia U18 Championship with Spartakovets Yekaterinburg ... Totaled an astounding 114 points (47-67-114) in just 31 games for the club, 24 more points than anyone else in the league ... Set franchise season records for assists (67), goals (47), points (114) and points per game (3.67) ... Added 31 penalty minutes and a plus-75 rating ... Paced the league in assists while placing second in goals ... Led the team in points, helpers, goals and plus-minus ratings ... Paced the circuit in the postseason with 21 points (8-13-21) in seven outings, averaging three scores per game. **2016-17:** Appeared in 36 games for the Spartakovets Yekaterinburg U17 team in the Russia U17 league ... Amassed 59 points on 17 goals and 42 helpers ... Added 10 penalty minutes ... Ranked among team leaders in points (1st), assists (1st) and goals (4th) ... Placed among league leaders in points (T-9th), helpers (4th) and goals (T-37th). **2015-16:** Logged 32 points (13-19-32) in just as many outings for Spartakovets Yekaterinburg in the Russia U16 league ... Point total ranked third on the roster while his assist count placed second and goals took fourth ... Earned eight minutes of time in the penalty box.

**Personal:** Hails from same hometown as former Red Wings great Pavel Datsyuk ... Has one older sister ... Best friends in hockey are Yaroslav Sokolov and Ilya Zakharov ... Greatest hockey memory is winning the Russia U18 championship and the Belarus championship ... Started playing hockey at the age of five as a forward ... Hockey nicknames are Tootsie and Toots ... Hockey idol as a youth was Pavel Datsyuk ... Greatest influence on his hockey career is his dad and childhood coach ... First job was as a hockey player ... Use to write rap music when he was young ... Would want to trade places with a hip hop artist for a day ... Played soccer growing up ... Favorite food is a caesar salad ... Favorite music artist is Eminem ... Favorite movie is Race ... Favorite website is youtube.com ... Favorite author is Robin Sharma ... Favorite vacation spot are the Maldives or Miami ... Favorite sport to watch other than hockey is soccer ... Enjoys soccer, ping-pong and fishing.

Season	Team	League	Regular Season					Playoffs				
			GP	G	A	PTS	PIM	GP	G	A	PTS	PIM
2015-16	Spartakovets	Russia U16	32	13	19	32	8	--	--	--	--	--
2016-17	Spartakovets	Russia U17	36	17	42	59	10	--	--	--	--	--
2017-18	Spartakovets	Russia U18	31	47	67	114	31	--	--	--	--	--
	Avto Yekaterinburg	MHL	2	1	0	1	0	--	--	--	--	--
2018-19	Avto Yekaterinburg	MHL	60	19	41	60	12	20	5	9	14	8
2019-20	Gornyak Uchaly	VHL	27	3	17	20	2	5	0	2	2	0
	Avto Yekaterinburg	MHL	6	2	6	8	6	5	1	2	3	6
2020-21	Yunost Minsk	Belarus	43	11	21	32	12	13	2	8	10	2
	<b>PRO TOTALS</b>		<b>70</b>	<b>14</b>	<b>38</b>	<b>52</b>	<b>14</b>	<b>18</b>	<b>2</b>	<b>10</b>	<b>12</b>	<b>2</b>




## 90 JOE VELENO

Center

*(veh-LEH-noh)*

Height: 6'2" Weight: 200 Shoots: Left Born: 1/13/00 in Kirkland, Quebec

Drafted: Detroit's 2nd choice, 30th overall, in 2018 NHL Entry Draft



Third season as a Griffin ... Third year pro ... Signed to a three-year entry-level contract by Detroit, 5/1/19 ... Assigned by Detroit, 9/28/19 ... Reassigned to Canada's U20 National Team by Detroit, 12/18/19 ... Reassigned from Canada's U20 National Team by Detroit, 1/6/20 ... Loaned to Malmo (SHL) by Detroit, 10/8/20 ... Reassigned from Malmo by Detroit, 4/10/21 ... Reassigned to Detroit's taxi squad, 4/17/21 ... Recalled from Detroit's taxi squad, 4/27/21 ... Loaned to Detroit's taxi squad, 4/27/21 ... Recalled from Detroit's taxi squad, 4/29/21 ... Loaned to Detroit's taxi squad, 4/29/21 ... Recalled from Detroit's taxi squad, 5/1/21 ... Loaned to Detroit's taxi squad, 5/1/21 ... Recalled from Detroit's taxi squad, 5/2/21 ... Loaned to Detroit's taxi squad, 5/2/21 ... Recalled from Detroit's taxi squad, 5/7/21 ... Loaned to Detroit's taxi squad, 5/8/21 ... Reassigned from Detroit's taxi squad, 5/8/21.

**Career Highlights:** Made NHL debut with Detroit on April 27, 2021 in Columbus ... Netted first NHL goal on May 7, 2021 at Columbus ... Served as an alternate captain and won a gold medal for Team Canada at the U20 World Junior Championship, logging six points (1-5-6) in just as many contests ... Made AHL debut on Oct. 5, 2019 in Chicago ... Collected inaugural AHL goal and point on Oct. 25, 2019 and earned his first assist on Nov. 8, 2019 ... Named a 2019 QMJHL First Team All-Star and was a finalist for the league's MVP after finishing fourth in the league with 104 points in 59 games for Drummondville ... Represented Canada at the 2019 IIHF World Junior Championship ... Helped the Saint John Sea Dogs win the QMJHL President Cup in 2017 ... Served as captain for Canada at the 2017 Ivan Hlinka Memorial Tournament and helped the team win gold ... Suited up for Canada at the 2018 World Under-18 Championship and for Canada Black at the 2015 World Under-17 Hockey Challenge.

**2020-21:** Appeared in five games for Detroit and recorded his first NHL point on a goal on May 7 in Columbus, becoming the 21st player from the 2018 first-round draft class to score in the NHL ... Skated in his first NHL game on April 27 at Columbus ... Finished the season with a four-game stint in the AHL, logging three points (1-2-3), including the game-winning goal on the power play in his season debut with Grand Rapids on May 11 at Cleveland ... Match a career-game-high two assists on May 15 against Cleveland, which also tied a career-best point night ... Began the season on loan to the SHL's Malmo, suiting up for 46 games ... Posted 20 points (11-9-20) and 20 penalty minutes in the SHL ... Ranked third on the club in goals and tied for fourth in points ... Logged two points (1-1-2) over his final three SHL contests before missing Malmo's final four outings with a concussion. **2019-20:** Turned pro and was a regular in the Grand Rapids lineup, notching 23 points (11-12-23) in 54 games to finish second among the club's rookies ... Finished in the top-10 among all Griffins skaters in goals (T-3rd), points (T-7th), power-play points (3, 9th) and shots (107, 5th) ... Skated in his first AHL game on Oct. 5 in Chicago ... Logged his first AHL goal on Oct. 25 against Manitoba and grabbed his opening assist on Nov. 8 against Toronto ... Compiled a four-game point streak (1-4-5) from Nov. 12-20 and a three-game point streak (1-2-3) from Feb. 5-9 ... Tied for second on the team with three game-winning tallies ... Registered four multi-point outings ... Garnered his first two-goal contest on Dec. 13 at Bakersfield ... Served as an alternate captain for Team Canada at the World Junior Championship, suiting up for six games ... Contributed six points (1-5-6) en route to capturing the gold medal. **2018-19:** In his fourth and final QMJHL season with the Drummondville Voltigeurs, totaled 104 points (42-62-104), a plus-63 rating and 19 PIM in 59 games ... Named to the QMJHL First Team All-Star and was a finalist for the league's most valuable player ... Ranked among the QMJHL's leaders with 104 points (4th), 42 goals (7th), 62 assists (T-3rd), a plus-63 rating (2nd), seven shorthanded goals (T-1st), 247 shots (8th), eight game-winning goals (T-4th) and a 1.76 points per game average (2nd) ... Posted 17 points (8-9-17), a plus-seven rating and 12 PIM in 16 playoff games, helping Drummondville reach the league semifinals ... Placed as one of the league's postseason leaders with 17 points (T-11th), eight goals (T-9th), nine assists (T-19th), three power play goals (T-8th) and three game-winning goals (T-2nd) ... Recorded a career-high six points (3-3-6) on Nov. 24 Montreal ... Compiled a career-high seven-game goal streak from Nov. 23 through Dec. 7 ... Went on a 12-game point streak from Feb. 1-26, and an 11-game run that spanned from Nov. 18 through Jan. 5 ... Represented Canada at the 2019 IIHF World Junior Championship held in Vancouver and Victoria, British Columbia, and recorded two assists in five games. **2017-18:** Amassed 79 points (22-57-79), a plus-four rating and 48 PIM in 64 games while splitting the season between Saint John and Drummondville ... Began the year with Saint John, showing 31 points (6-25-31) and 26 PIM in 31 games before finishing with Drummondville and collecting 48 points (16-32-48), a plus-14 rating and 22 PIM in 33 appearances ... Ranked as one of the league's leaders with 79 points (10th), 57 assists (T3rd) and 31 power play assists (1st) ... Scored 11 points (5-6-11) in 10 postseason contests with Drummondville ... Tied for 18th in the league with five playoff goals ... Tied for the team lead in postseason points and goals while tying for third in assists ... Picked up 30 points (8-22-30) during a career-high 13-game point streak from Jan. 6 through Feb. 9 ... Compiled a career-high 11-game assist streak from Jan. 6 until Feb. 2 ... Tallied three points (0-3-3) in four games for Canada at the 2018 World Under-18 Championship, held from April 19-29 in Russia. **2016-17:** Helped the Saint

LET'S GO GRIFFINS LET'S GO GRIFFINS LET'S GO GRIFFINS LET'S GO GRIFFINS LET'S GO GRIFFINS LET'S GO GRIFFINS LET'S GO GRIFFINS LET'S GO GRIFFINS LET'S GO GRIFFINS LET'S GO GRIFFINS LET'S GO GRIFFINS LET'S GO GRIFFINS LET'S GO GRIFFINS

John Sea Dogs win the 2017 President Cup as champions of the QMJHL ... Logged 40 points (13-27—40), a plus-eight rating and 18 PIM in 45 regular season contests with Saint John ... Ranked as one of the team's leaders with 40 points (11th), 13 goals (9th), 27 assists (9th), five power play goals (10th) and four game-winning goals (T5th) ... Skated in all 18 of the team's playoff games and contributed 11 points (8-3—11), a plus-14 rating and four PIM ... Placed as one of the QMJHL's postseason leaders in goals (T9th) and plus-minus rating (8th) ... Ranked as one of Saint John's playoff leaders in points (9th) and goals (T4th) ... Won a gold medal with Canada at the 2017 Ivan Hlinka Memorial Tournament, held from Aug. 7 through Aug. 12 in the Czech Republic, after pacing the team with seven points (2-5—7) in five games while serving as captain. **2015-16:** In his first QMJHL season, produced 43 points (13-30—43), a plus-seven rating and 21 PIM in 62 games with Saint John ... Ranked as one of the QMJHL's top rookies in points (10th), goals (T12th), assists (8th) and plus-minus (T8th) ... Placed ninth on the roster in points, eighth in goals, seventh in assists and tied for ninth in plus-minus ... Helped Saint John advance to the semifinals of the President Cup Playoffs after recording seven points (6-1—7) and eight PIM and playing in all 17 games ... Tied for ninth on the team in playoff points and tied for third in goals ... Among league rookies, placed fourth in postseason points and tied for third in goals ... Made his QMJHL debut and scored a goal in the same game on Sept. 12 against Halifax ... Suedited up for Canada Black at the 2015 World Under-17 Hockey Challenge.

**Personal:** Has a brother and a sister ... Best friend in hockey is Brandon Frattaroli ... Greatest hockey memory is being drafted in the NHL ... Was a part of the Saint John Sea Dogs Presidents Cup team in 2017 and won a gold medal with Canada at the 2017 Ivan Hlinka Memorial Tournament ... Started playing hockey at the age of six and his first position was forward ... Hockey nicknames are Joe and JV ... Hockey idol as a youth was Alexander Ovechkin ... Greatest influence on his hockey career has been his parents because of all of their sacrifices ... Plans to continue in the hockey business (management, scout) after his playing career ... Greatest personal obstacle he's overcome is being injured ... Proudest accomplishment is getting drafted in the NHL ... Favorite charities are those that give to the poor ... An exciting thing he's done is visit Italy with his family ... If he could trade places for a day with another person or occupation, he would be Cristiano Ronaldo ... Also speaks French and Italian ... Played soccer and lacrosse growing up ... Once met Tom Brady ... Favorite foods are steak, pasta, corn and potatoes ... Favorite music artist is Post Malone ... Favorite movie is *Good Boys* ... Favorite television show is *Money Heist* ... Favorite website is YouTube ... Favorite book is *The TB12 Method* ... Favorite vacation spot is Greece ... Favorite sports team is the Michigan Wolverines ... Least favorite sports team is Ohio State ... Favorite sport to watch other than hockey is football ... Enjoys comedy, movies and cooking.

### AHL CAREER HIGHS

Games Played: 54, 2019-20	Assist Streak: 3, 11/15/19-11/20/19
Goals: 11, 2019-20	Point Streak: 4, 11/12/19-11/20/19
Assists: 12, 2019-20	Goals, Game: 2, 12/13/19 GR at BAK
Points: 23, 2019-20	Assists, Game: 2, twice (MR: 5/15/21 GR vs. CLE)
PIM: 18, 2019-20	Points, Game: 2, four times (MR: 5/15/21 GR vs. CLE)
Goal Streak: 2, 2/28/20-2/29/20	PIM, Game: 4, 5/15/21 GR vs. CLE

### FIRSTS

AHL Game: 10/5/19 GR at CHI	NHL Game: 4/27/21 DET at CBJ
AHL Point: 10/25/19 GR vs. MB (goal)	NHL Point: 5/7/21 DET at CBJ (goal)
AHL Goal: 10/25/19 GR vs. MB (Mikhail Berdin)	NHL Goal: 5/7/21 DET at CBJ (Matiss Kivlenieks)

Season	Team	League	Regular Season					Playoffs				
			GP	G	A	PTS	PIM	GP	G	A	PTS	PIM
2015-16	Saint John	QMJHL	62	13	30	43	21	17	6	1	7	8
2016-17	Saint John	QMJHL	45	13	27	40	18	18	8	3	11	4
2017-18	Saint John	QMJHL	31	6	25	31	26	--	--	--	--	--
	Drummondville	QMJHL	33	16	32	48	22	10	5	6	11	10
2018-19	Drummondville	QMJHL	59	42	62	104	19	16	8	9	17	12
2019-20	Grand Rapids	AHL	54	11	12	23	18	--	--	--	--	--
2020-21	Malmö	SHL	46	11	9	20	20	--	--	--	--	--
	Detroit	NHL	5	1	0	1	4	--	--	--	--	--
	Grand Rapids	AHL	4	1	2	3	4	--	--	--	--	--
<b>NHL TOTALS</b>			<b>5</b>	<b>1</b>	<b>0</b>	<b>1</b>	<b>4</b>	--	--	--	--	--
<b>GRIFFINS/AHL TOTALS</b>			<b>58</b>	<b>12</b>	<b>14</b>	<b>26</b>	<b>22</b>	--	--	--	--	--
<b>PRO TOTALS</b>			<b>109</b>	<b>24</b>	<b>23</b>	<b>47</b>	<b>46</b>	--	--	--	--	--

# 38 HAYDEN VERBEEK

## Left Wing

Height: 5'10"    Weight: 183    Shoots: Left    Born: 10/17/97 in Kingston, Ontario



Second season as a Griffin ... Fourth year pro ... Signed to a three-year entry-level contract by Montreal (NHL), 3/25/18 ... Assigned to Laval (AHL) by Montreal, 2/4/21 ... Reassigned from Laval to Montreal's taxi squad, 2/10/21 ... Reassigned to Laval from Montreal's taxi squad, 2/14/21 ... Reassigned from Laval to Montreal's taxi squad, 2/15/21 ... Reassigned to Laval from Montreal's taxi squad, 2/16/21 ... Reassigned from Laval to Montreal's taxi squad, 3/1/21 ... Reassigned to Laval from Montreal's taxi squad, 3/7/21 ... Reassigned from Laval to Montreal's taxi squad, 3/15/21 ... Reassigned to Laval from Montreal's taxi squad, 3/16/21 ... Traded by Montreal to Detroit for Ottawa's fifth-round pick in the 2021 NHL Entry Draft in exchange for Jon Merrill, 4/11/21 ... Assigned by Detroit, 4/11/21 ... Reassigned to Detroit's taxi squad, 4/27/21 ... Reassigned from Detroit's taxi squad, 4/28/21 ... Reassigned to Detroit's taxi squad, 4/29/21 ... Reassigned from Detroit's taxi squad, 4/29/21 ... Reassigned to Detroit's taxi squad, 5/2/21 ... Reassigned from Detroit's taxi squad, 5/2/21 ... Re-signed to a one-year contract, 7/29/21.

**Career Highlights:** Originally signed by Montreal as an undrafted free agent on March 25, 2018 ... Enters 2021-22 with 12 points (5-7—12) over 69 career AHL games ... Made AHL debut on Oct. 19, 2018 with Laval against Springfield ... Recorded first pro point (0-1—1) against Belleville on Jan. 2, 2019 ... Bagged opening AHL goal on Feb. 18, 2019 at Belleville ... Spent parts of five seasons with the OHL's Soo Greyhounds from 2013-18, logging 136 points (59-77—136), a plus-50 rating and 114 penalty minutes in 250 games.

**2020-21:** Began the year on loan with HC Banska Bystrica in the top Slovakian professional league ... Logged two goals in four games ... Returned to Laval for seven contests and made his AHL season debut on March 28 in Manitoba, recording a goal in his opener ... Compiled a career-long three-game point streak (1-2—3) to start the AHL year from March 28 through April 2 ... Registered a career-best plus-four rating for Laval ... Back-to-back helpers on March 30 and April 2 marked a career-best streak ... Acquired by Detroit via trade with Montreal on April 11 ... Skated in eight games with the Griffins to conclude the season, posting two assists, two penalty minutes and a plus-two rating ... Notched an assist during his Griffins debut on May 1 in Rockford ... Recorded final point of the campaign on May 8 at Chicago. **2019-20:** Split time with Laval and the ECHL's Adirondack Thunder ... Saw action in six games in the AHL but did not record a point ... Registered a professional career-high 19 points (5-14—19) in 21 outings for Adirondack and added a plus-four rating ... Recorded his first pro game-winning goal and short-handed tally with the Thunder. **2018-19:** Spent the majority of his rookie campaign with Laval in the AHL, logging seven points (4-3—7) in 48 games ... Added a career-high 17 penalty minutes ... Made his professional debut on Oct. 19 against Springfield ... Tallied first AHL point on an assist against Belleville on Jan. 2 ... Collected first AHL goal on Feb. 18 at Belleville ... 10 days later, he contributed a career-best two goals during Laval's 5-4 victory over Cleveland ... Garnered first multi-point outing (1-1—2) on April 6 against Hershey ... Suited up in four games for Maine in the ECHL, amassing three helpers, two penalty minutes and a plus-three rating. **2017-18:** Served as alternate captain for the Soo Greyhounds in the OHL ... Compiled junior-highs in games (67) points (61), goals (30), assists (31), penalty minutes (38) and plus-minus ratings (+28) ... Ranked among team leaders in points (5th), goals (5th) and assists (9th) ... Appeared in the OHL playoffs for the fourth consecutive season, contributing seven points (4-3—7) in 11 outings ... Added 10 playoff PIM and a plus-five rating ... Reached the OHL finals before being ousted by Hamilton four games to two. **2016-17:** Skated in 64 games for Soo in the OHL during its 45th anniversary season, totaling 31 points (11-20—30), 31 penalty minutes and a plus-13 rating ... Placed among team leaders in points (T-11th), assists (T-10th), goals (9th) and games played (T-8th) ... Competed in 11 playoff games and reached the Western Conference semifinals ... Logged four points (2-2—4) and eight penalty minutes during the playoff run. **2015-16:** Bagged 34 points (14-20—34) in 63 contests for Soo during his second full season with the club ... Added 33 penalty minutes and a plus-four rating ... Point total ranked 10th on the roster while 14 goals placed eighth and 20 helpers tied for 10th ... Competed in nine playoff games during Soo's run to the Western Conference semifinals, collecting one goal and three assists. **2014-15:** Played in 51 games during his inaugural full season with Soo in the OHL ... Posted 10 points (4-6—10), 12 penalty minutes and a plus-nine rating ... Skated in a career-high 14 playoff games and reached the Western Conference finals before being taken out by Erie 4-2 ... Totaled five helpers in the playoffs and 17 penalty minutes. **2013-14:** Saw action in 35 games for Chatham in the Greater Ontario Junior Hockey League ... Amassed 27 points (8-19—27) and added a career-high 45 penalty minutes ... Totaled 12 games in the playoffs and logged one goal and an assist ... Competed in five games for Soo in the OHL but did not register a point.

**Personal:** Uncle is Pat Verbeek, the Griffins general manager and Detroit's assistant general manager.

**AHL CAREER HIGHS**

Games Played: 48, 2018-19  
 Goals: 4, 2018-19  
 Assists: 4, 2020-21  
 Points: 7, 2018-19  
 PIM: 17, 2018-19  
 Goal Streak: N/A

Assist Streak: 2, 3/30/21-4/2/21  
 Point Streak: 3, 3/28/21-4/2/21  
 Goals, Game: 2, 2/28/19 LAV at CLE  
 Assists, Game: 1, seven times (MR: 5/8/21 GR at CHI)  
 Points, Game: 2, twice (MR: 4/6/19 LAV vs. HER)  
 PIM, Game: 5, 4/12/19 LAV at SYR

**FIRSTS**

AHL Game: 10/19/18 LAV vs. SPR  
 AHL Point: 1/2/19 LAV vs. BEL (assist)

AHL Goal: 2/18/19 LAV at BEL (Marcus Hogberg)

Season	Team	League	Regular Season					Playoffs				
			GP	G	A	PTS	PIM	GP	G	A	PTS	PIM
2013-14	Chatman	GOJHL	35	8	19	27	45	12	1	1	2	12
	Soo	OHL	5	0	0	0	0	--	--	--	--	--
2014-15	Soo	OHL	51	4	6	10	12	14	0	5	5	17
2015-16	Soo	OHL	63	14	20	34	33	9	1	3	4	2
2016-17	Soo	OHL	64	11	20	31	31	11	2	2	4	8
2017-18	Soo	OHL	67	30	31	61	38	11	4	3	7	10
2018-19	Laval	AHL	48	4	3	7	17	--	--	--	--	--
	Maine	ECHL	4	0	3	3	2	--	--	--	--	--
2019-20	Laval	AHL	6	0	0	0	2	--	--	--	--	--
	Adirondack	ECHL	21	5	14	19	4	--	--	--	--	--
2020-21	HC Banska Bystrica	Slovakia	4	2	0	2	0	--	--	--	--	--
	Laval	AHL	7	1	2	3	0	--	--	--	--	--
	Grand Rapids	AHL	8	0	2	2	2	--	--	--	--	--
<b>AHL TOTALS</b>			<b>69</b>	<b>5</b>	<b>7</b>	<b>12</b>	<b>21</b>	--	--	--	--	--
<b>GRIFFINS TOTALS</b>			<b>8</b>	<b>0</b>	<b>2</b>	<b>2</b>	<b>2</b>	--	--	--	--	--
<b>PRO TOTALS</b>			<b>98</b>	<b>12</b>	<b>24</b>	<b>36</b>	<b>27</b>	--	--	--	--	--

# 28 LUKE WITKOWSKI

## Defenseman/Right Wing


Height: 6'2"

Weight: 220

Shoots: Right

Born: 4/14/90 in Holland, Mich.

Drafted: Tampa Bay's 6th choice, 160th overall, in 2008 NHL Entry Draft



Alternate captain ... First season as a Griffin ... Ninth year pro ... Signed to an amateur tryout with Syracuse (AHL), 4/2/13 ... Released from amateur tryout, 5/20/13 ... Signed to an amateur tryout with Syracuse, 4/1/13 ... Recalled to Tampa Bay (NHL), 1/16/15 ... Assigned to Syracuse, 3/2/15 ... Recalled to Tampa Bay, 3/30/15 ... Assigned to Syracuse, 4/14/15 ... Signed a one-year contract extension by Tampa Bay, 7/8/15 ... Recalled to Tampa Bay, 11/19/15 ... Assigned to Syracuse, 11/22/15 ... Recalled to Tampa Bay, 11/24/15 ... Assigned to Syracuse, 11/30/15 ... Assigned to Syracuse, 3/8/16 ... Recalled to Tampa Bay, 3/8/16 ... Signed to a one-year contract extension by Tampa Bay, 6/24/16 ... Recalled to Tampa Bay, 11/13/16 ... Assigned to Syracuse, 12/2/16 ... Recalled to Tampa Bay, 12/3/16 ... Assigned to Syracuse, 12/5/16 ... Recalled to Tampa Bay, 12/7/16 ... Assigned to Tampa Bay, 12/13/16 ... Recalled to Tampa Bay, 12/14/16 ... Assigned to Syracuse, 12/16/16 ... Recalled to Tampa Bay, 1/6/16 ... Signed to a two-year contract by Detroit, 7/1/17 ...

Signed to a two-year contract by Tampa Bay, 7/1/19 ... Assigned by Tampa Bay, 11/3/19 ... Signed to a two-year contract by Detroit, 7/29/21 ... Assigned by Detroit, 10/9/21.

**Career Highlights:** Three-time captain for Syracuse (2016-17, 2019-21) ... Logged career highs in points (14), goals (3) and assists (11) in 2015-16 with the Crunch ... Made NHL debut with Tampa Bay on Jan. 20, 2015 against Vancouver ... Notched first NHL point on an assist against Vancouver on Dec. 8, 2016 ... Netted inaugural NHL goal with Detroit on Feb. 17, 2018 in Nashville ... Skated in first AHL game on April 6, 2013 at Hershey ... Pocketed first AHL assist on Oct. 26, 2013 and grabbed first pro goal on Feb. 22, 2014 ... Amassed 38 points (7-31—38) in 152 collegiate games with Western Michigan University from 2009-13 ... Selected to the 2012-13 CCHA Second All-Star Team ... CCHA champion with WMU in 2012 ... Reached the NCAA Tournament in consecutive seasons from 2010-12 ... Named to the USHL All-Star Game in 2008-09 with Fargo after totaling 22 points (6-16—22) in 55 outings.

**2020-21:** Captained the Syracuse Crunch during the shortened season ... Recorded two assists in 14 games while registering 32 penalty minutes and a plus-eight rating, which ranked tied for seventh on the roster ... Notched first point of the season on Feb. 17 against Wilkes-Barre/Scranton ... Registered second and final helper on April 2 at Rochester ... Began and ended the year tying a season-high plus-three rating against Utica on Feb. 6 and April 10.

**2019-20:** Split time in the Tampa Bay organization with the Lightning and Syracuse ... Began the season with Tampa Bay in the NHL, totaling three points (1-2—3) in 12 games ... Added 13 penalty minutes ... Collected first assist on Oct. 5 in Florida ... Registered only goal on Oct. 12 at Ottawa and recorded final NHL assist of the season against Pittsburgh on Oct. 23 ... Starting in November, played the rest of the campaign in the AHL as a captain for Syracuse ... Competed in 29 contests and earned six points (2-4—6), 63 penalty minutes and tied for the team lead with a plus-12 rating, which is also a career high ... Both goals were scored in game-winning fashion against Cleveland on Nov. 16 and during the season finale on March 11 at Utica, which was also his first career short-handed tally ... Matched a career-high two points (1-1—2) during the contest on Nov. 16 against the Monsters ... Logged over 10 penalty minutes on two occasions (Nov. 27 & Dec. 4) ... Totaled a career-best 6.7 shooting percentage. **2018-19:** Skated exclusively with Detroit during his second season with the franchise ... Compiled two assists and 23 penalty minutes in 34 games, which tied a NHL best for most contests ... Found his helpers on Dec. 4 against Tampa Bay and on Dec. 31 against Florida ... Logged a season-high 18:42 of ice time during 19 shifts on March 12 in Montreal ... Took part in a season-best 21 shifts against St. Louis on March 21. **2017-18:** Racked up four points (1-3—4) in 31 outings for Detroit during his first season with the club, which matched a NHL season-best point total ... Called for a NHL career-high 68 penalty minutes, which placed second on the roster ... Recorded first NHL goal on Feb. 17 in Nashville ... Concluded the season with back-to-back assists on March 24 in Toronto and on April 5 against Montreal ... Totaled a season-high 13:57 of ice time during 21 shifts on Feb. 17 against the Predators ... Garnered a NHL career-high 27 PIM on Nov. 15 against Calgary. **2016-17:** Spent much of the campaign in the NHL with Tampa Bay, registering four points (0-4—4) in 34 contests ... Potted first NHL point on an assist against Vancouver on Dec. 8 ... Skated a season-high 16:25 of ice time during the season finale on April 9 versus Buffalo ... Appeared in 19 games in the AHL for Syracuse and contributed five helpers ... Added a plus-give rating a 59 penalty minutes ... Began and ended his AHL campaign with an assist on Oct. 15 against Rochester and on Dec. 31 against St. John's. **2015-16:** Tallied AHL career highs in goals (3), assists (11) and points (14) in 70 games for Syracuse ... Bagged a team-leading 166 penalty minutes, which also placed fourth in the league ... Ranked among team defensive leaders in assists (T-4th), goals (5th) and points (5th) ... His plus-two rating paced all defensemen for the Crunch and tied for third among all Syracuse skaters ... Tied a career-best two-game assist streak from Oct. 25-28, which also matched a career-long point streak ... Logged a career-high two goals on March 11 against Bridgeport, including the game-winner ... Tied a career-best two assists on Nov. 13 against Binghamton ... Set a new career high for most penalty minutes in a game with 31 in the season finale on April 17 at Laval ... Saw time in four games for Tampa Bay in the NHL but did not record a point ... Competed in two Stanley Cup Playoff games, making his postseason debut on May 6 against the New York Islanders. **2014-15:** Saw most of his action in the AHL with Syracuse, skating in 50 games and earning eight points (2-6—8) ... Registered a plus-six rating and 91 penalty

minutes ... Opened the year with an assist on Oct. 11 against Springfield ... Compiled a two-game point streak on two occasions from Nov. 19-21 and from Jan. 10 through March 6 ... Saw the game-winner fall his way on March 13 against Adirondack ... Matched a career-best two helpers on Jan. 10 against Wilkes-Barre/Scranton ... Logged a season-high 15 PIM on Oct. 18 against Binghamton ... Reached the Calder Cup Playoffs for the first time, making his debut on April 24 in Wilkes-Barre/Scranton ... Bagged his only postseason point (0-1-1) on April 29 against the Penguins ... Suited up for 16 NHL games for Tampa Bay but did not contribute a point ... Made his NHL debut on Jan. 20 against Vancouver. **2013-14:** Spent the entire campaign with Syracuse and logged a career-high 76 games and 204 penalty minutes during his rookie season ... Collected 12 points (2-10-12) to go along with a minus-one rating ... His penalty minute count paced all skaters on the roster and ranked tied for 10th in the league but first among AHL rookies ... Ranked among team defensive rookie leaders in points (2nd), assists (2nd) and goals (3rd) ... Earned his first AHL point and multi-assist game on Oct. 26 against Bridgeport when he bagged two helpers ... Garnered first AHL goal on Feb. 22 against Hershey ... Amassed another two-point night on March 28 against Adirondack ... Concluded the year with a goal in the season finale on April 19 in Hamilton, which also proved to be the game-winner ... Potted a second game-winner on Feb. 22 in Hershey ... Totaled over 10 PIM in seven different contests, including a season-high 20 PIM on April 18 in Rochester. **2012-13:** Captained the Western Michigan University team in all 38 games during his senior year, finishing the season with 10 points (2-8-10) and 46 penalty minutes ... Named Second Team All-CCHA ... Had first career multi-point game on Oct. 13 against St. Lawrence, notching two assists ... Netted the game-winning goal at Michigan on Dec. 14 ... Finished with a season-high plus-three rating at Bemidji State on Jan. 4 ... After his collegiate season, joined Syracuse and made three appearances in the AHL ... Recorded one shot during his professional debut on April 6 in Hershey. **2011-12:** Served as an alternate captain for WMU and competed in 40 games for the Broncos, logging a collegiate best 13 points (2-11-13) ... Helped WMU to the program's second CCHA Tournament Championship after defeating Michigan 3-2 in the finals ... Tallied first helper of the season on Oct. 7 against Alabama Huntsville ... Netted opening goal of the year at Miami (OH) on Jan. 20 ... Recorded assists in three straight games from Feb. 11-18 against Ohio State and Lake Superior State ... Assisted the game-winning goal in a 3-0 victory over then-No. 1 Ferris State ... Reached the NCAA Tournament Regional Semifinals before being bested by North Dakota, 1-3. **2010-11:** Was one of nine WMU players to compete in all 42 games during his sophomore campaign ... Registered nine points (1-8-9) and 56 penalty minutes ... Achieved the Bill Saunders Plus/Minus Award for finishing with a team-high plus-13 rating ... Made season debut on Oct. 8 against Canisius and earned first helper of the year a day later ... Recorded his first and only goal of the season, a game-tying tally, on Feb. 11 against then-No. 12 Miami (OH) ... Added an assist on March 13 in a 5-4 overtime victory over Ferris State in the CCHA quarterfinals to help send WMU to the conference semifinals for the first time in 17 years ... Concluded with a plus-two rating over Michigan in the CCHA semifinals to help propel WMU to the conference championship for the first time since 1986 ... Reached the NCAA Tournament Midwest Regional Semifinals before being defeated by Denver, 2-3. **2009-10:** Skated in 32 games during his freshman year at WMU, totaling two goals and four assists ... Added a career-high 67 penalty minutes ... Made collegiate debut on Oct. 16 against Mercyhurst ... Tallied first career assist at Michigan State on Oct. 30 ... Opened his collegiate goal scoring on Nov. 13 at Ohio State. **2008-09:** Captained the Fargo Force club in his only season with the team in the USHL ... Totaled 22 points (6-16-22), 118 penalty minutes and a plus-30 rating in 55 games ... Named to the USHL All-Star Team ... Paced team defensemen in points and assists while placing second in goals ... Ranked among league defensive leaders in points (T-18th), goals (T-18th) and assists (T-23rd) ... Made 10 appearances in his debut playoff run ... Compiled three points (2-1-3) and 29 penalty minutes in the postseason. **2007-08:** Skated with the Ohio Junior Blue Jackets in his inaugural junior hockey season in the USHL ... Logged 13 points (3-10-13) and 139 penalty minutes during 58 outings ... Ranked among team blueliners in points (4th), assists (4th) and goals (T-3rd) ... 139 penalty minutes placed eighth among league defensemen.

**Personal:** Earned a sales and business marketing degree at Western Michigan University ... Attended Holland High School ... Son of John and Kristen Witkowski ... Lives in St. Clair Shores, Mich. during the offseason ... Married Erin Witkowski in 2017 ... Has two dogs named Nollie and Joey ... Favorite friend in hockey is Matt Tennyson ... Greatest hockey memory is winning a CCHA Championship with WMU ... Started playing hockey at the age of eight as a defenseman ... Hockey nickname is Witter and SK ... Hockey idol as a youth was Tie Bumi ... Greatest influence on his hockey career is his parents ... Plans to be a stay-at-home dad once his playing career is over ... First job was grounds crew at a golf course ... Proudest achievement is winning the Stanley Cup with Tampa Bay in 2020 ... Would trade places with Steven Rinella for a day ... Played football and ran track growing up ... Owns FlashFood ... Most famous non-hockey person he's met is Eddie Vedder ... Favorite food is carne asada tacos ... Favorite movie is *The Patriot* ... Favorite TV show is *Alone* ... Favorite website is Google ... Favorite vacation spot is Hopedale, La. ... Favorite college team is WMU ... Least favorite pro team is the Green Bay Packers ... Favorite sport to watch other than hockey is football ... Enjoys hunting and fishing.

**AHL CAREER HIGHS**

Games Played: 76, 2013-14  
 Goals: 3, 2015-16  
 Assists: 11, 2015-16  
 Points: 14, 2015-16  
 PIM: 204, 2013-14  
 Goal Streak: N/A

Assist Streak: 2, twice (MR: 11/30/19-12/4/19)  
 Point Streak: 2, five times (MR: 11/30/19-12/4/19)  
 Goals, Game: 2, 3/11/16 SYR vs. BRI  
 Assists, Game: 2, four times (MR: 11/13/15 SYR vs. BNG)  
 Points, Game: 2, six times (MR: 11/16/19 SYR vs. CLE)  
 PIM, Game: 31, 4/17/16 SYR at LV

**FIRSTS**

AHL Game: 4/6/13 SYR at HER  
 AHL Point: 10/26/13 SYR vs. BRI (assist)  
 AHL Goal: 2/22/14 SYR at HER (Philipp Grubauer)

NHL Game: 1/20/15 TB vs. VAN  
 NHL Point: 12/8/16 TB vs. VAN (assist)  
 NHL Goal: 2/17/18 DET at NSH (Juuse Saros)

Season	Team	League	Regular Season					Playoffs				
			GP	G	A	PTS	PIM	GP	G	A	PTS	PIM
2007-08	Ohio	USHL	58	3	10	13	139	--	--	--	--	--
2008-09	Fargo	USHL	55	6	16	22	118	10	2	1	3	29
2009-10	Western Michigan	CCHA	32	2	4	6	67	--	--	--	--	--
2010-11	Western Michigan	CCHA	42	1	8	9	56	--	--	--	--	--
2011-12	Western Michigan	CCHA	40	2	11	13	66	--	--	--	--	--
2012-13	Western Michigan	CCHA	38	2	8	10	46	--	--	--	--	--
	Syracuse	AHL	3	0	0	0	4	--	--	--	--	--
2013-14	Syracuse	AHL	76	2	10	12	204	--	--	--	--	--
2014-15	Tampa Bay	NHL	16	0	0	0	15	--	--	--	--	--
	Syracuse	AHL	50	2	6	8	91	3	0	1	1	4
2015-16	Tampa Bay	NHL	4	0	0	0	4	2	0	0	0	0
	Syracuse	AHL	70	3	11	14	166	--	--	--	--	--
2016-17	Tampa Bay	NHL	34	0	4	4	39	--	--	--	--	--
	Syracuse	AHL	19	0	5	5	59	--	--	--	--	--
2017-18	Detroit	NHL	31	1	3	4	68	--	--	--	--	--
2018-19	Detroit	NHL	34	0	2	2	23	--	--	--	--	--
2019-20	Tampa Bay	NHL	12	1	2	3	13	--	--	--	--	--
	Syracuse	AHL	29	2	4	6	63	--	--	--	--	--
2020-21	Syracuse	AHL	14	0	2	2	32	--	--	--	--	--
	<b>NHL TOTALS</b>		<b>131</b>	<b>2</b>	<b>11</b>	<b>13</b>	<b>162</b>	<b>2</b>	<b>0</b>	<b>0</b>	<b>0</b>	<b>0</b>
	<b>AHL TOTALS</b>		<b>261</b>	<b>9</b>	<b>38</b>	<b>47</b>	<b>619</b>	<b>3</b>	<b>0</b>	<b>1</b>	<b>1</b>	<b>4</b>
	<b>PRO TOTALS</b>		<b>392</b>	<b>11</b>	<b>49</b>	<b>60</b>	<b>781</b>	<b>5</b>	<b>0</b>	<b>1</b>	<b>1</b>	<b>4</b>

# 21 DENNIS YAN

## Left Wing

Height: 6'2"

Weight: 192

Shoots: Left

Born: 4/14/97 in Portland, Ore.

Drafted: Tampa Bay's 3rd choice, 64th overall, in 2015 NHL Entry Draft



First season as a Griffin ... Fifth year pro ... Assigned to Syracuse (AHL) by Tampa Bay (NHL), 4/5/17 ... Assigned to Syracuse by Tampa Bay, 10/5/17 ... Assigned to Syracuse by Tampa Bay, 10/4/18 ... Assigned to Syracuse by Tampa Bay, 10/3/19 ... Signed a one-year contract by Black Wings (ICEHL), 1/14/21 ... Signed to a one-year contract by Grand Rapids, 9/16/21.

**Career Highlights:** Totaled career highs in games (53), assists (11) and penalty minutes (46) in 2018-19 ... In 2017-18, compiled a career-high 23 points (13-10-23), including a pro-best 13 goals during his rookie season ... Reached the Calder Cup Playoffs for the first time in 2019 with Syracuse ... Made pro debut on April 8, 2017 against Albany ... Collected first AHL goal during a two-point (2-0-2) night on Oct. 13, 2017 against Belleville ... Added inaugural AHL assist on Oct. 27, 2017 against Toronto ... Took part in the CHL Top Prospects Game in 2014-15 ... Won a bronze medal with Team USA at the Hlinka Gretzky

Cup in 2014-15, earning eight points (4-4-8) in five games ... Took home the gold at the 2013-14 U17 World Hockey Challenge after recording three points (1-2-3) in six contests ... At the junior level, registered 208 points (111-97-208) and 209 penalty minutes in 185 games in the QMJHL with Shawinigan.

**2020-21:** Spent the season with the Black Wings 1992 club in the ICEHL, Austria's top professional hockey league ... Logged five points (4-1-5) in 13 games ... Added eight penalty minutes ... Placed second among team left wingers for points and goals while ranking tied for third in assists. **2019-20:** Appeared in 50 games for Syracuse during his third full season with the franchise ... Registered 18 points (10-8-18) and 31 penalty minutes ... Set a career-best goal streak from Nov. 16-23, when he lit the lamp in three consecutive contests ... Amassed a career-high seven penalty minutes on Jan. 20 against Utica ... Notched two multi-point outings ... Recorded the game-winner on Nov. 20 in Hartford ... Ended the year with a goal during the season finale on March 11 at Utica. **2018-19:** Bagged career highs in games (53), assists (11), penalty minutes (46), shots (91) and plus-minus ratings (+12) ... Added 11 goals, two short of tying a professional best ... Ranked among Syracuse leaders in goals (T-9th), assists (15th) and points (13th) ... Matched a professional-best two goals on Dec. 1 in Cleveland ... Tied a career-long three-game assist streak (0-3-3) from Dec. 26-29 ... Potted four multi-point games ... Netted a power-play goal on Nov. 2 against Belleville ... Reached the Calder Cup Playoffs for the first time, making his debut on April 20 against Cleveland. **2017-18:** Totaled a career-high 23 points (13-10-23) and 13 goals in 43 games during his rookie year with Syracuse ... Four of his 13 tallies came in game-winning fashion, which tied for second on the roster ... The wingers' point and goal total placed fifth among the team's rookies while assists took sixth ... Matched a professional best two goals on three separate occasions on Oct. 13, Dec. 27 and March 14 ... Notched a career-high two assists on Dec. 31 against Binghamton ... Tied an AHL-high three points (2-1-3) on Dec. 27 versus Toronto ... Established a season-long three-game point streak on Nov. 11-18 and from Dec. 31 through Jan. 19 ... Added a plus-11 rating. **2016-17:** Compiled junior league highs in games (64), points (75) and goals (46) during his final season with Shawinigan in the QMJHL ... Matched a career-high plus-23 rating ... Tied for the team lead in points while his assist count placed sixth and goals took first ... Also ranked among the league leaders in points (T-19th) and goals (T-3rd) ... Skated in six playoff games for Shawinigan, logging five points (3-2-5) and eight penalty minutes ... At the conclusion of his junior season, suited up for three AHL games for Syracuse but did not contribute a point ... Made AHL debut on April 8 against Albany. **2015-16:** Totaled 69 points (32-37-69) and 86 penalty minutes with Shawinigan in the QMJHL ... 37 helpers launched a career high ... Ranked among the team leaders in points (4th), assists (T-4th) and goals (3rd) ... Competed in 20 playoff games during Shawinigan's run to the finals, recording 15 points (10-5-15) and 32 PIM ... Ranked among playoff leaders in goals (10th) and points (T-11th). **2014-15:** Saw action in 59 games for Shawinigan in the QMJHL, recording 64 points (33-31-64) and 71 penalty minutes ... Added a plus-23 rating ... Placed among team leaders in points (2nd), goals (2nd), and assists (T-5th) ... Plus-minus rating paced the roster ... Compiled eight points (7-1-8), including a team-high seven goals, during seven playoff appearances ... Took part in the CHL Top Prospects Game ... Won a bronze medal with Team USA at the Hlinka Gretzky Cup, totaling four goals and four assists in five contests.

**Personal:** Lives in Hallandale Beach, Fla. during the offseason ... Has one younger brother in the U.S. Marines ... Best friend in hockey is Sam Babintsev ... Greatest hockey memory is making his pro debut ... Started playing hockey at age five as a forward ... Hockey nickname is Yanner ... Hockey idol is Pavel Datsyuk ... Greatest hockey influence is his father ... Wants to become a hockey scout or agent after his playing career ... First job was playing hockey ... Greatest personal obstacle he's overcome is having a back injury ... Proudest achievement is signing his NHL deal ... Most unique thing he's done is hiked a 14,000-foot mountain in Aspen, Colo. ... Speaks English and Russian ... Would want to trade places with a pilot for a day ... Favorite foods are steak and pasta ... Favorite movie is *Whiplash* ... Favorite TV show is *Prison Break* ... Favorite vacation spot is Miami, Fla. ... Favorite college team is Michigan ... Favorite sport to watch besides hockey is tennis or football.



**AHL CAREER HIGHS**

Games Played: 53, 2018-19  
 Goals: 13, 2017-18  
 Assists: 11, 2018-19  
 Points: 23, 2017-18  
 PIM: 46, 2018-19  
 Goal Streak: 3, 11/16/19-11/23/19

Assist Streak: 3, twice (MR: 12/26/18-12/29/18)  
 Point Streak: 3, four times (MR: 11/16/19-11/23/19)  
 Goals, Game: 2, four times (MR: 12/1/18 SYR at CLE)  
 Assists, Game: 2, 12/31/17 SYR at BNG  
 Points, Game: 3, 12/27/17 SYR vs. TOR  
 PIM, Game: 7, 1/20/20 SYR vs. UTI

**FIRSTS**

AHL Game: 4/18/17 SYR vs. ALB  
 AHL Point: 10/13/17 SYR vs. BEL (goal)

AHL Goal: 10/13/17 SYR vs. BEL (Andrew Hammond)

Season	Team	League	Regular Season					Playoffs				
			GP	G	A	PTS	PIM	GP	G	A	PTS	PIM
2014-15	Shawinigan	QMJHL	59	33	31	64	71	7	7	1	8	6
2015-16	Shawinigan	QMJHL	62	32	37	69	86	20	10	5	15	32
2016-17	Shawinigan	QMJHL	64	46	29	75	52	6	3	2	5	8
	Syracuse	AHL	3	0	0	0	0	--	--	--	--	--
2017-18	Syracuse	AHL	43	13	10	23	20	--	--	--	--	--
2018-19	Syracuse	AHL	53	11	11	22	46	3	0	0	0	0
2019-20	Syracuse	AHL	50	10	8	18	31	--	--	--	--	--
2020-21	Black Wings	ICEHL	13	4	1	5	8	--	--	--	--	--
<b>AHL TOTALS</b>			<b>149</b>	<b>34</b>	<b>29</b>	<b>63</b>	<b>99</b>	<b>3</b>	<b>0</b>	<b>0</b>	<b>0</b>	<b>0</b>
<b>PRO TOTALS</b>			<b>162</b>	<b>38</b>	<b>30</b>	<b>68</b>	<b>107</b>	<b>3</b>	<b>0</b>	<b>0</b>	<b>0</b>	<b>0</b>

## GRIFFINS NHL AFFILIATE



## DETROIT RED WINGS

2525 Woodward Ave.  
 Detroit, MI 48201  
 detroitredwings.com  
 Phone: 313-471-7000  
 Fax: (313) 567-0296  
 Media Hotline: (313) 471-7599  
 Press Box: (313) 471-7957



Owner & Secretary-Treasurer  
 Governor, President & CEO  
 Senior Vice President & Alternate Governor  
 Executive Vice President & General Manager  
 Assistant General Manager  
 European Player Development  
 Director of Statistical Analysis  
 & Hockey Administration  
 Hockey Operations Data Analyst  
 Associate Director of Player Personnel  
 Dir. of Player Development/  
 Asst. Dir. of Player Personnel  
 Assistant Director of Player Development  
 Director of Hockey Operations  
 Player Development Consultant  
 Head Coach  
 Assistant Coaches  
 Goaltending Coach  
 Video Coach  
 Assistant Video Coach  
 Director of Pro Scouting  
 Pro Scouts

Director of Amateur Scouting  
 Chief Amateur Scouts  
 Amateur Scouts

Head of Goaltending Scouting & Development  
 Director of European Scouting  
 European Scouts  
 Executive Assistant & Immigration Manager  
 Team Travel Coordinator  
 Team Services Manager  
 Director of Sports Science &  
 Human Performance  
 Head Athletic Therapist  
 Assistant Athletic Therapist  
 Equipment Manager  
 Assistant Equipment Managers  
 Massage Therapist  
 Team Dietician  
 Team Medical Director  
 Team Physician  
 Team Dentist  
 Team Chiropractor  
 Director of Public Relations  
 Communications Professionals  
 Director of Community Impact  
 Community Relations Manager  
 TV Announcers, Bally Sports Detroit  
 Radio Announcers, 97.1 FM The Ticket  
 Home Arena (Capacity)

Marian Ilitch  
 Christopher Ilitch  
 Jim Devellano  
 Steve Yzerman  
 Pat Verbeek  
 Niklas Kronwall

Bryan Campbell  
 Dan Kosinski  
 Jiri Fischer

Shawn Horcoff  
 Dan Cleary  
 Aaron Kahn  
 Dwayne Blais  
 Jeff Blashill  
 Doug Houda, Alex Tanguay  
 Jeff Salajko  
 LJ Scarpace  
 Jeff Weintraub  
 Mark Howe  
 Eric Soltys, Kirk Maltby, Kyle MacKinnon,  
 Chris Yzerman, Tommy Boustead

Kris Draper  
 Ryan Rezmierski, Jesse Wallin  
 Kelly Harper, Brendan Flemming, Mark Mullen, Ross Yates,  
 Bryce Thoma, Kevin Gibson, Corey Crocker, Greg Hawgood  
 Phil Osaer  
 Hakan Andersson  
 Vladimir Havluj, Nikolai Vakourov, Antonin Routa, Thomas Carlsson  
 Kim Brodie  
 Julie Dailey  
 Kahlil Reed

Mike Barvis  
 Piet Van Zant  
 Russ Baumann  
 Paul Boyer  
 John Remejes, Brady Munger  
 Britta Ottoboni  
 Lisa McDowell  
 Dr. Tony Colucci  
 Dr. Doug Plagens, Dr. Donald Weaver  
 Dr. Jeffrey Boogren, Dr. Randy Freij  
 Dr. Marc Gray  
 Todd Beam  
 Kyle Kujawa, Alex DiFilippo  
 Kevin Brown  
 Joe Kalar  
 Ken Daniels, Mickey Redmond  
 Ken Kal, Paul Woods  
 Little Caesars Arena (19,515)



**Steve Yzerman**  
 Executive Vice  
 President/  
 General Manager



**Jeff Blashill**  
 Head Coach

## 2021-22 DETROIT RED WINGS SCHEDULE

## OCTOBER

14	TAMPA BAY	7:30 p.m.	BSD
16	VANCOUVER	7 p.m.	BSD
19	COLUMBUS	7:30 p.m.	BSD
21	CALGARY	7:30 p.m.	BSD
23	@ Montreal	7 p.m.	BSD
24	@ Chicago	7 p.m.	BSD
27	@ Washington	7 p.m.	BSD
29	FLORIDA	7 p.m.	ESPN+/HULU
30	@ Toronto	7 p.m.	BSD

## NOVEMBER

2	@ Montreal	7 p.m.	BSD PLUS
4	@ Boston	7 p.m.	BSD
6	@ Buffalo	7 p.m.	BSD
7	VEGAS	6 p.m.	BSD
9	EDMONTON	7:30 p.m.	BSD
11	WASHINGTON	7:30 p.m.	BSD
13	MONTREAL	7 p.m.	BSD PLUS
15	@ Columbus	7 p.m.	BSD PLUS
16	@ Dallas	8:30 p.m.	ESPN+/HULU
18	@ Vegas	10 p.m.	BSD
20	@ Arizona	8 p.m.	BSD
24	ST. LOUIS	7:30 p.m.	BSD PLUS
27	BUFFALO	7 p.m.	BSD
30	@ Boston	7 p.m.	BSD

## DECEMBER

1	SEATTLE	7:30 p.m.	BSD
4	N.Y. ISLANDERS	7 p.m.	BSD
7	NASHVILLE	7 p.m.	ESPN+/HULU
9	@ St. Louis	8 p.m.	BSD
10	@ Colorado	9 p.m.	BSD PLUS
14	N.Y. ISLANDERS	7:30 p.m.	BSD
16	@ Carolina	7 p.m.	BSD
18	NEW JERSEY	8 p.m.	BSD
20	COLORADO	7:30 p.m.	BSD
23	@ Minnesota	8 p.m.	BSD
27	@ N.Y. Rangers	7 p.m.	BSD
29	@ N.Y. Islanders	7:30 p.m.	BSD PLUS
31	WASHINGTON	7:30 p.m.	BSD

## JANUARY

2	BOSTON	1 p.m.	BSD
4	SAN JOSE	7:30 p.m.	BSD
6	@ Anaheim	10 p.m.	BSD PLUS
8	@ Los Angeles	10:30 p.m.	BSD

11	@ San Jose	10:30 p.m.	ESPN+/HULU
13	WINNIPEG	7:30 p.m.	BSD
15	BUFFALO	7 p.m.	BSD
17	@ Buffalo	1 p.m.	BSD
18	@ Philadelphia	7 p.m.	BSD
21	DALLAS	7:30 p.m.	BSD
22	@ Nashville	8 p.m.	BSD
26	CHICAGO	7:30 p.m.	TNT
28	@ Pittsburgh	7 p.m.	BSD
29	TORONTO	7 p.m.	BSD
31	ANAHEIM	7:30 p.m.	BSD

## FEBRUARY

2	LOS ANGELES	7:30 p.m.	BSD
23	PHILADELPHIA	7:30 p.m.	BSD
26	@ Toronto	7 p.m.	BSD

## MARCH

1	CAROLINA	7:30 p.m.	BSD
4	@ Tampa Bay	7 p.m.	BSD
5	@ Florida	6 p.m.	BSD
8	ARIZONA	7:30 p.m.	ESPN+/HULU
10	MINNESOTA	7 p.m.	ESPN+/HULU
12	@ Calgary	7 p.m.	BSD
15	@ Edmonton	9 p.m.	BSD PLUS
17	@ Vancouver	10 p.m.	BSD
19	@ Seattle	10 p.m.	BSD
22	PHILADELPHIA	7:30 p.m.	BSD
26	TAMPA BAY	12:30 p.m.	BSD
27	@ Pittsburgh	5 p.m.	BSD PLUS
30	N.Y. RANGERS	7:30 p.m.	TNT

## APRIL

1	OTTAWA	7:30 p.m.	BSD PLUS
3	@ Ottawa	1 p.m.	BSD
5	BOSTON	7:30 p.m.	BSD
6	@ Winnipeg	7:30 p.m.	BSD PLUS
9	COLUMBUS	7 p.m.	BSD
12	OTTAWA	7:30 p.m.	BSD PLUS
14	@ Carolina	7 p.m.	ESPN+/HULU
16	@ N.Y. Rangers	12:30 p.m.	BSD
17	FLORIDA	1 p.m.	BSD PLUS
19	@ Tampa Bay	7 p.m.	BSD
21	@ Florida	7 p.m.	ESPN+/HULU
23	PITTSBURGH	12:30 p.m.	BSD
24	@ New Jersey	1 p.m.	BSD
26	TORONTO	7:30 p.m.	BSD
29	@ New Jersey	7 p.m.	BSD

Games broadcast locally on 96.1 The Game and WTKG 1230 AM.

**GRIFFINS ECHL AFFILIATE**



**TOLEDO WALLEYE**

406 Washington Street  
 Toledo, OH 43604  
 toledowalleye.com  
 (419) 725-9255



President & CEO  
 Executive VP & General Manager  
 Head Coach  
 Assistant Coach  
 Athletic Trainer  
 Team Physician  
 Equipment Manager  
 Strength & Conditioning  
 Head Scout/Director of Player Personnel  
 Video & Digital Marketing Manager  
 Social Media Coordinator  
 Manager of Team Operations/  
 Media Broadcaster  
 Home Arena (Capacity)  
 Flagship Radio Station

Joe Napoli  
 Neil Neukam  
 Dan Watson  
 Alden Hirschfeld  
 Brad Fredrick  
 Matt Roth  
 Dave Aleo  
 Dan Jones  
 Ed Burkholder  
 Corey Marshall  
 Amanda Jerzykowski  
 Matt Melzak  
 Huntington Center (7,431)  
 Fox Sports Radio 1230 AM WCWA



**Joe Napoli**  
 President & CEO



**Dan Watson**  
 Head Coach

**2021-22 TOLEDO WALLEYE SCHEDULE**

**OCTOBER**

23 @ Kalamazoo 7 p.m.  
 29 @ Iowa 8 p.m.  
 30 @ Iowa 8 p.m.

**NOVEMBER**

3 @ Indy 7 p.m.  
 5 @ Kalamazoo 7 p.m.  
 6 KALAMAZOO 7:15 p.m.  
 7 FORT WAYNE 5:15 p.m.  
 12 WHEELING 7:15 p.m.  
 13 @ Fort Wayne 7:30 p.m.  
 14 INDY 5:15 p.m.  
 19 IOWA 7:15 p.m.  
 20 IOWA 7:15 p.m.  
 24 @ Cincinnati 7:35 p.m.  
 25 @ Fort Wayne 7:30 p.m.  
 26 INDY 7:15 p.m.

**DECEMBER**

4 WHEELING 7:15 p.m.  
 5 CINCINNATI 5:15 p.m.  
 8 @ Iowa 8 p.m.  
 10 @ Iowa 8 p.m.  
 11 @ Iowa 8 p.m.  
 17 @ South Carolina 7:05 p.m.  
 18 @ Greenville 7:05 p.m.  
 19 @ Greenville 3:05 p.m.  
 26 KALAMAZOO 6 p.m.  
 31 INDY 6 p.m.

**JANUARY**

5 @ Fort Wayne 7:30 p.m.  
 7 @ Kalamazoo 7 p.m.  
 8 @ Fort Wayne 7:30 p.m.  
 9 FORT WAYNE 5:15 p.m.  
 14 @ Kalamazoo 7 p.m.  
 15 FORT WAYNE 7:15 p.m.  
 16 @ Cincinnati 3 p.m.  
 21 IOWA 7:15 p.m.  
 23 FORT WAYNE 5:15 p.m.  
 28 @ Indy 7 p.m.  
 29 WHEELING 7:15 p.m.  
 30 INDY 5:15 p.m.

**FEBRUARY**

2 @ Indy 7 p.m.  
 4 IOWA 7:15 p.m.  
 5 @ Cincinnati 7:35 p.m.  
 6 INDY 5:15 p.m.  
 12 ATLANTA 7:15 p.m.  
 17 @ Cincinnati 7:35 p.m.  
 18 @ Fort Wayne 8 p.m.  
 20 @ Cincinnati 3 p.m.  
 25 WICHITA 7:15 p.m.  
 26 READING 7:15 p.m.  
 27 READING 5:15 p.m.

**MARCH**

2 WHEELING 7:15 p.m.  
 4 FORT WAYNE 7:15 p.m.  
 6 CINCINNATI 5:15 p.m.  
 9 @ Wheeling 7:10 p.m.  
 11 IDAHO 7:15 p.m.  
 12 IDAHO 7:15 p.m.  
 13 IDAHO 5:15 p.m.  
 17 @ Wichita 8:05 p.m.  
 19 @ Tulsa 8:05 p.m.  
 20 @ Tulsa 5:05 p.m.  
 21 @ Tulsa 8:05 p.m.  
 25 ALLEN 7:15 p.m.  
 26 ALLEN 7:15 p.m.  
 27 ALLEN 5:15 p.m.

**APRIL**

1 FORT WAYNE 7:15 p.m.  
 2 INDY 7:15 p.m.  
 3 KALAMAZOO 5:15 p.m.  
 6 @ Fort Wayne 7:30 p.m.  
 8 @ Fort Wayne 8:00 p.m.  
 9 @ Wheeling 7:10 p.m.  
 10 @ Wheeling 4:10 p.m.  
 13 @ Indy 7:00 p.m.  
 15 @ Kalamazoo 7:00 p.m.  
 16 KALAMAZOO 7:15 p.m.

## LORD STANLEY AND THE GRIFFINS

Thirty-two Griffins players have had their names engraved on the Stanley Cup at some point during their careers, including 17 who earned the honor after playing for Grand Rapids. Tampa Bay assistant general manager Stacy Roest became the latest member of that club, and the first in a non-playing role, when the Lightning defeated Dallas in the 2020 Stanley Cup Final, and Tampa Bay's repeat in 2021 over Montreal made him only the second alum to win two cups after leaving Grand Rapids. The names of Griffins alumni have been added to the cup in eight of the last 14 years and in 10 of the last 17 seasons. In addition, former Griffins assistant coach Jim Paek (2005-14) won a pair of cups as a defenseman for the Pittsburgh Penguins in 1991 and 1992.

Player	Position	Stanley Cups	Griffins Season(s)
*Kevyn Adams	C	1 (2006 Carolina)	1996-97
*Dmitry Afanassenkov	LW	1 (2004 Tampa Bay)	2001-02
Madison Bowey	D	1 (2018 Washington)	2019-20
*Sheldon Brookbank	D	1 (2013 Chicago)	2001-03
Chris Chelios	D	3 (1986 Montreal, 2002 and 2008 Detroit)	2008-09
Daniel Cleary	RW	1 (2008 Detroit)	2015-16
Danton Cole	RW/C	1 (1995 New Jersey)	1996-00
Aaron Downey	RW	1 (2008 Detroit)	2008-09
*Mark Eaton	D	1 (2009 Pittsburgh)	2004-05
*Valtteri Filppula	C	1 (2008 Detroit)	2005-07
*Darren Helm	C	1 (2008 Detroit)	2007-09;13-14
*Jiri Hudler	F	1 (2008 Detroit)	2003-06
*Chris Kelly	C	1 (2011 Boston)	2001-02
Mike Knuble	RW	1 (1998 Detroit)	2012-13
*Tomas Kopecky	LW	2 (2008 Detroit, 2010 Chicago)	2002-06
*Niklas Kronwall	D	1 (2008 Detroit)	2003-06
*Brett Lebda	D	1 (2008 Detroit)	2003-06
Manny Legace	G	1 (2002 Detroit)	2005-06
Andreas Lilja	D	1 (2008 Detroit)	2009-10
Brad May	LW	1 (2007 Anaheim)	2009-10
*Darren McCarty	RW	4 (1997-98, 2002 and 2008 Detroit)	2007-09
Marty McSorley	D	2 (1987-88 Edmonton)	2000-01
*Derek Meech	D	1 (2008 Detroit)	2004-08;10-11
Drew Miller	LW	1 (2007 Anaheim)	2016-17
*Chris Osgood	G	3 (1997-98 and 2008 Detroit)	2005-06
*Kevin Porter	C	1 (2016 Pittsburgh)	2014-15
Pokey Reddick	G	1 (1990 Edmonton)	1996-98
*Stacy Roest	C	2 (2020-21 Tampa Bay assistant GM)	2002-03
*Darren Rumble	D	1 (2004 Tampa Bay)	1998-00
Mikael Samuelsson	RW	1 (2008 Detroit)	2013-14
Blake Sloan	RW	1 (1999 Dallas)	2003-05
Jason Williams	C	1 (2002 Detroit)	2002-03

\* Won a Stanley Cup after playing for the Griffins

Note: Former Griffins Mark Hartigan (2007 Anaheim) and \*Scott Parse (2012 Los Angeles) are credited by the NHL with having won the Cup but did not have their names engraved on the trophy.

## GRIFFINS IN THE OLYMPICS (1984-2018)

The Griffins have a long and storied history with the Olympic Games. Eight former Griffins participated as players or coaches in the 2018 Games in PyeongChang, South Korea, after a record 11 alumni played in the 2014 Games in Sochi, Russia.

A Griffins alum has medaled in each of the last four Olympics. In the 2006 Games in Turin, Italy, Niklas Kronwall became the first Griffins alumnus to earn an Olympic medal, winning gold thanks to Sweden's victory over Finland in the championship game. Valtteri Filppula became the second to medal in 2010 in Vancouver, earning a bronze with Finland. Kronwall then became the only former Griffins to win two Olympic medals by taking silver in Sochi alongside fellow Grand Rapids alumni Jonathan Ericsson, Jonas Gustavsson and Gustav Nyquist, completing the Olympic medal spectrum for former Griffins. The 2018 Games in PyeongChang featured two medal winners, as Alexey Marchenko won gold with the Olympic Athletes from Russia\* while Chris Kelly scored the game-winning goal for Canada in the bronze medal game.

PyeongChang also saw longtime Griffins assistant coach Jim Paek serve as head coach of the host country's team in its Olympic debut, while former player Chris Chelios was an assistant coach for the United States squad.

Overall, five players have skated in the Olympics while on Grand Rapids' active roster, while 25 alumni have donned their nations' colors after concluding their Griffins careers.

### Participated While Playing for the Griffins

Player	Country	Year/Site	Finish
Tomas Jurco	Slovakia	2014/Sochi	11th
Sergei Kolosov	Belarus	2010/Vancouver	9th
Niklas Kronwall	Sweden	2006/Turin	Gold
Ole-Kristian Tollefsen	Norway	2010/Vancouver	10th
Julien Vauclair	Switzerland	2002/Salt Lake City	11th

### Participated After Playing for the Griffins

Player	Country	Year/Site	Finish
Dick Axelsson	Sweden	2018/PyeongChang	5th
Chad Billins	USA	2018/PyeongChang	7th
Aigars Cipruss	Latvia	2006/Turin	12th
Aigars Cipruss	Latvia	2002/Salt Lake City	9th
Pavol Demitra	Slovakia	2010/Vancouver	4th
Pavol Demitra	Slovakia	2006/Turin	5th
Pavol Demitra	Slovakia	2002/Salt Lake City	13th
Jonathan Ericsson	Sweden	2014/Sochi	Silver
Valtteri Filppula	Finland	2010/Vancouver	Bronze
Erich Goldmann	Germany	2002/Salt Lake City	8th
Jonas Gustavsson	Sweden	2014/Sochi	Silver
Jimmy Howard	USA	2014/Sochi	4th
Jani Hurme	Finland	2002/Salt Lake City	6th
Chris Kelly	Canada	2018/PyeongChang	Bronze
Tomas Kopecky	Slovakia	2014/Sochi	11th
Tomas Kopecky	Slovakia	2010/Vancouver	4th
Niklas Kronwall	Sweden	2014/Sochi	Silver
Niklas Kronwall	Sweden	2010/Vancouver	5th
Stefan Liv	Sweden	2010/Vancouver	5th
Alexey Marchenko	OAD*	2018/PyeongChang	Gold
Jan Mursak	Slovenia	2018/PyeongChang	9th
Jan Mursak	Slovenia	2014/Sochi	7th
Gustav Nyquist	Sweden	2014/Sochi	Silver
Rastislav Pavlikovsky	Slovakia	2002/Salt Lake City	13th
Robert Petrovicky	Slovakia	2002/Salt Lake City	13th
Brock Radunske	Korea	2018/PyeongChang	12th
Konstantin Shafranov	Kazakhstan	2006/Turin	9th
Andrei Stryubko	Ukraine	2002/Salt Lake City	10th
Tomas Tatar	Slovakia	2014/Sochi	11th
Ole-Kristian Tollefsen	Norway	2014/Sochi	12th
Julien Vauclair	Switzerland	2014/Sochi	9th
Julien Vauclair	Switzerland	2006/Turin	6th

## GRIFFINS IN THE OLYMPICS (1984-2018)

### Participated Before Playing for the Griffins

Player	Country	Year/Site	Finish
Slava Butsayev	Unified Team	1992/Albertville	Gold
Chris Chelios	USA	2006/Turin	8th
Chris Chelios	USA	2002/Salt Lake City	Silver
Chris Chelios	USA	1998/Nagano	5th
Chris Chelios	USA	1984/Sarajevo	7th
Erich Goldmann	Germany	1998/Nagano	9th
Jonas Gustavsson	Sweden	2010/Vancouver	5th
Todd Hlushko	Canada	1994/Lillehammer	Silver
Curtis Joseph	Canada	2002/Salt Lake City	Gold
Mike Knuble	USA	2006/Turin	8th
Stefan Liv	Sweden	2006/Turin	Gold
Kevin Miller	USA	1988/Calgary	7th
Michael Nylander	Sweden	2002/Salt Lake City	5th
Michael Nylander	Sweden	1998/Nagano	6th
Robert Petrovicky	Slovakia	1998/Nagano	10th
Robert Petrovicky	Slovakia	1994/Lillehammer	6th
Kevin Poulin	Canada	2018/PyeongChang	Bronze
Travis Richards	USA	1994/Lillehammer	8th
David Roberts	USA	1994/Lillehammer	8th
Mikael Samuelsson	Sweden	2006/Turin	Gold
Konstantin Shafranov	Kazakhstan	1998/Nagano	8th

\* *Olympic Athletes from Russia* - After the International Olympic Committee suspended the Russian Olympic Committee due to doping allegations, clean Russian athletes were invited to compete as Olympic Athletes from Russia under a neutral flag at the 2018 Olympic Winter Games.

# 2020-21 SEASON



Regular Season – 3rd of 6 in Central Division, 14th of 28 in AHL

Overall: 16-12-3-1, 36 points  
 Home: 8-4-3-1, 20 points  
 Road: 8-8-0-0, 16 points

Playoffs – N/A

A delayed, shortened and no-playoffs season was held due to the COVID-19 pandemic.

General Manager (DRW) – Ryan Martin  
 Head Coach – Ben Simon  
 Assistant Coaches – Matt Macdonald, Todd Krygier, Mike Knuble  
 Goaltending Development Coach – Brian Mahoney-Wilson  
 Athletic Trainer – Josh Chapman  
 Equipment Manager – Brad Thompson

## REGULAR SEASON

Player	GP	G	A	PTS	+/-	PIM	PP	SH	GW	FG	OT	UG	SHT	PCT
Barber, Riley	32	20	14	34	1	22	8	0	6	3	0	2	134	14.9%
Hirose, Taro	29	5	23	28	1	4	1	0	0	0	0	1	76	6.6%
Pearson, Chase	28	8	14	22	3	4	2	0	1	1	0	0	49	16.3%
Crisuolo, Kyle	29	11	8	19	-2	16	5	0	1	4	0	0	75	14.7%
Hicketts, Joe	32	4	17	18	2	19	0	0	0	0	0	0	57	1.8%
Elson, Turner	31	4	13	17	6	24	0	0	0	1	0	0	62	6.5%
Smith, Givani	25	9	6	15	-5	54	2	0	0	0	0	1	70	12.9%
Turgeon, Dominic	31	6	7	13	2	7	1	0	1	1	0	0	50	12.0%
Cholowski, Dennis	13	3	7	10	-5	6	1	0	1	0	1	0	25	12.0%
Spezia, Tyler	26	5	3	8	-2	11	0	0	2	0	0	0	26	19.2%
MacLeod, Gregor	17	2	6	8	2	15	0	0	1	0	0	0	28	7.1%
McIlrath, Dylan	29	2	6	8	2	70	0	0	0	0	0	0	40	5.0%
Loggins, Troy	28	4	3	7	-1	10	0	0	1	0	0	0	48	8.3%
Rasmussen, Michael	7	2	4	6	-2	6	2	0	0	2	0	0	16	12.5%
Curry, Patrick	24	4	1	5	4	31	2	0	0	2	0	0	33	12.1%
Humitz, Max	8	3	2	5	2	2	0	0	0	0	0	0	15	20.0%
Shine, Dominik	29	2	2	4	0	39	0	0	1	0	0	0	50	4.0%
D'Astous, Charle-Édouard	14	0	4	4	0	8	0	0	0	0	0	0	15	0.0%
Sebrango, Donovan	31	0	4	4	1	18	0	0	0	0	0	0	28	0.0%
Veleno, Joe	4	1	2	3	0	4	1	0	1	1	0	0	13	7.7%
Lashoff, Brian	13	1	2	3	5	6	0	0	0	0	0	0	15	6.7%
Lindstrom, Gustav	13	0	3	3	0	8	0	0	0	0	0	0	13	0.0%
Brome, Mathias	2	1	1	2	1	0	0	0	0	0	0	1	8	12.5%
Svechnikov, Evgeny	4	1	1	2	-2	2	1	0	0	0	0	0	10	10.0%
Lukosevicius, Jarid	17	1	1	2	0	2	0	0	0	1	0	1	24	4.2%
Verbeek, Hayden	8	0	2	2	2	2	0	0	0	0	0	0	4	0.0%
McIsaac, Jared	10	0	2	2	-1	2	0	0	0	0	0	0	8	0.0%
Grewe, Albin	11	0	2	2	0	6	0	0	0	0	0	0	11	0.0%
Dello, Tory	19	0	2	2	4	14	0	0	0	0	0	0	18	0.0%
Barton, Seth	4	0	1	1	3	2	0	0	0	0	0	0	7	0.0%
Pickard, Calvin	3	0	0	0	0	0	0	0	0	0	0	0	0	0.0%
Holway, Patrick	6	0	0	0	-1	0	0	0	0	0	0	0	7	0.0%
Fulcher, Kaden	7	0	0	0	0	2	0	0	0	0	0	0	0	0.0%
Boyle, Kevin	12	0	0	0	0	0	0	0	0	0	0	0	0	0.0%
Nagle, Pat	12	0	0	0	0	0	0	0	0	0	0	0	0	0.0%
Bench	32	0	0	0		12								
<b>Griffins Totals</b>	<b>32</b>	<b>96</b>	<b>163</b>	<b>259</b>		<b>428</b>	<b>26</b>	<b>0</b>	<b>16</b>	<b>16</b>	<b>1</b>	<b>6</b>	<b>1035</b>	<b>9.3%</b>
<b>Opponent Totals</b>	<b>32</b>	<b>97</b>				<b>441</b>	<b>29</b>	<b>4</b>	<b>15</b>	<b>16</b>	<b>3</b>		<b>848</b>	<b>11.3%</b>

## REGULAR SEASON

Goalie	GP	MIN	GAA	W	L	SOL	EN	SO	GA	SAVES	SPCT
Nagle, Pat	12	668:32	2.78	6	6	0	2	0	31	256	0.892
Fulcher, Kaden	7	379:59	2.84	2	2	2	0	1	18	172	0.905
Boyle, Kevin	12	686:06	2.89	7	3	1	2	0	33	248	0.883
Pickard, Calvin	3	180:19	3.33	1	1	1	0	0	10	75	0.882
<b>Griffins Totals</b>	<b>32</b>	<b>1930:34</b>	<b>2.98</b>	<b>16</b>	<b>12</b>	<b>4</b>	<b>4</b>	<b>1</b>	<b>96</b>	<b>751</b>	<b>0.887</b>
<b>Opponent Totals</b>	<b>32</b>	<b>1930:34</b>	<b>2.98</b>	<b>16</b>	<b>15</b>	<b>1</b>	<b>7</b>	<b>1</b>	<b>96</b>	<b>939</b>	<b>0.907</b>



## 2020-21 SEASON

### REGULAR SEASON

#### Scoring by Period

1st PER		2nd PER		3rd PER		OVERTIME		SHOOTOUT		TOTALS	
GF	GA	GF	GA	GF	GA	GF	GA	GF	GA	GF	GA
26	29	31	29	38	35	1	3	0	1	96	97

#### Shots by Period

1st PER		2nd PER		3rd PER		OVERTIME		SHOOTOUT		TOTALS	
SF	SA	SF	SA	SF	SA	SF	SA	SF	SA	SF	SA
339	272	353	292	333	276	10	7	3	2	1038	849

**Power Play:** 26-121 (21.5%), 5th of 28 in AHL  
**Penalty Kill:** 86-115 (74.8%), 27th of 28 in AHL

## 2020-21 RESULTS

GAME	DATE	OPP/HOME ATT.	SCORE	RECORD	GAME	DATE	OPP/HOME ATT.	SCORE	RECORD
1	2/5	@ Chi	1-3 L	0-1-0-0	17	4/16	IOW (750)	5-4 W	9-6-2-0
2	2/11	@ Chi	2-4 L	0-2-0-0	18	4/17	IOW (750)	3-4 OTL	9-6-3-0
3	2/13	@ Cle	3-1 W	1-2-0-0	19	4/20	CLE (380)	5-3 W	10-6-3-0
4	2/18	@ Rfd	3-1 W	2-2-0-0	20	4/21	CLE (556)	2-1 W	11-6-3-0
5	2/20	CLE (108)	2-1 OTW	3-2-0-0	21	4/26	CHI (711)	1-5 L	11-7-3-0
6	2/26	CHI (112)	4-1 W	4-2-0-0	22	4/28	RFD (650)	3-2 W	12-7-3-0
7	2/28	@ Chi	4-8 L	4-3-0-0	23	4/29	CHI (750)	2-4 L	12-8-3-0
8	3/3	@ Rfd	9-4 W	5-3-0-0	24	5/1	@ Rfd	2-3 L	12-9-3-0
9	3/11	@ Rfd	3-1 W	6-3-0-0	25	5/3	RFD (664)	2-3 SOL	12-9-3-1
10	3/13	RFD (750)	1-2 OTL	6-3-1-0	26	5/5	CLE (706)	2-3 L	12-10-3-1
11	3/16	RFD (750)	1-2 OTL	6-3-2-0	27	5/7	CHI (750)	5-4 W	13-10-3-1
12	3/20	@ Cle	5-2 W	7-3-2-0	28	5/8	@ Chi	3-1 W	14-10-3-1
13	3/26	@ low	5-2 W	8-3-2-0	29	5/11	@ Cle	2-0 W	15-10-3-1
14	3/27	@ low	4-5 L	8-4-2-0	30	5/12	CHI (750)	0-7 L	15-11-3-1
15	4/1	@ Chi	2-5 L	8-5-2-0	31	5/14	@ Cle	4-6 L	15-12-3-1
16	4/3	@ Cle	2-4 L	8-6-2-0	32	5/15	CLE (750)	4-1 W	16-12-3-1

### OPENING NIGHT LINEUP

2	Hicketts	D	22	Pearson	F
5	Lindstrom	D	23	Turgeon	F
8	Loggins	F	27	Rasmussen	F
10	MacLeod	F	32	Spezia	F
11	Barber	F	33	Boyle	G
14	Lukosevicius	F	35	Nagle	G
15	Elson	F	37	Svechnikov	F
16	D'Astous	D	44	Cholowski	D
18	Lashoff	D	51	Criscuolo	F
20	Dello	D	65	Shine	F

### SEASON FINALE LINEUP

2	Hicketts	D	26	Barton	D
8	Loggins	F	31	Pickard	G
10	MacLeod	F	32	Spezia	F
11	Barber	F	33	Boyle	G
15	Elson	F	38	Verbeek	F
16	D'Astous	D	51	Criscuolo	F
17	Hirose	F	52	McIlrath	D
20	Dello	D	54	G. Smith	F
22	Pearson	F	55	Sebrango	D
23	Turgeon	F	90	Veleno	F

## 2019-20 SEASON



**Regular Season – 3rd of 8 in Central Division,  
8th of 15 in Western Conference, 21st of 31 in AHL**

Overall: 29-27-3-4, 65 points  
Home: 15-11-2-3, 35 points  
Road: 14-16-1-1, 30 points

### Playoffs – N/A

The final 13 games plus playoffs were canceled due to the COVID-19 pandemic.

**General Manager (DRW) – Ryan Martin**  
**Head Coach – Ben Simon**  
**Assistant Coaches – Matt Macdonald, Todd Krygier, Mike Knuble**  
**Goaltending Development Coach – Brian Mahoney-Wilson**  
**Athletic Trainer – Josh Chapman**  
**Equipment Manager – Brad Thompson**

### REGULAR SEASON

Player	GP	G	A	PTS	+/-	PIM	PP	SH	GW	FG	OT	UG	SHT	PCT
Terry, Chris	57	21	30	51	-17	32	11	0	3	3	0	0	156	13.5%
Puempel, Matt	46	17	22	39	-18	26	6	0	4	4	0	1	142	12.0%
Ford, Matthew	52	10	17	27	-7	33	4	1	3	0	1	0	105	9.5%
Hirose, Taro	35	5	22	27	-3	12	1	0	1	0	1	0	72	6.9%
Hicketts, Joe	50	2	25	27	2	18	0	0	0	0	0	0	116	1.7%
Svechnikov, Evgeny	51	11	14	25	-10	61	6	0	0	1	0	0	108	10.2%
Veleno, Joe	54	11	12	23	-25	18	3	0	3	3	0	0	107	10.3%
Turgeon, Dominic	63	10	13	23	7	4	0	2	1	0	0	1	102	9.8%
Elson, Turner	61	9	13	22	8	45	0	1	3	2	0	2	105	8.6%
Pearson, Chase	59	8	14	22	-9	17	0	1	2	3	0	0	82	9.8%
Rasmussen, Michael	35	7	15	22	-7	20	4	0	2	0	0	0	63	11.1%
Seider, Moritz	49	2	20	22	-5	28	1	0	1	0	0	0	84	2.4%
Smith, Givani	37	9	10	19	-6	75	4	0	0	2	0	0	63	14.3%
Zadina, Filip	21	9	7	16	-9	8	5	0	1	1	0	0	52	17.3%
Shine, Dominik	50	4	10	14	-3	57	0	0	0	1	0	0	85	4.7%
Tangradi, Eric	21	9	4	13	-6	12	5	0	0	4	0	2	54	16.7%
Cholowski, Dennis	30	3	10	13	-15	8	1	0	0	1	0	0	51	5.9%
Spezia, Tyler	22	6	3	9	0	18	0	0	1	0	0	0	23	26.1%
Kuffner, Ryan	32	6	3	9	-4	2	1	0	2	0	0	0	44	13.6%
Lukosevicius, Jarid	29	6	2	8	-1	29	0	0	0	1	0	1	45	13.3%
Lashoff, Brian	47	3	5	8	6	36	0	0	0	1	0	1	59	5.1%
McIlrath, Dylan	44	0	8	8	-5	73	0	0	0	0	0	0	45	0.0%
MacLeod, Gregor	22	3	3	6	-3	2	0	0	0	0	0	0	26	11.5%
Wood, Kyle	35	1	5	6	-2	8	0	0	0	0	0	0	40	2.5%
Kaski, Oliver	19	2	3	5	-8	12	0	0	0	0	0	0	23	8.7%
McCrea, Alec	28	0	5	5	2	15	0	0	0	0	0	0	19	0.0%
Lindstrom, Gustav	45	0	5	5	-12	26	0	0	0	0	0	0	34	0.0%
Loggins, Troy	5	0	2	2	1	0	0	0	0	0	0	0	2	0.0%
Ericsson, Jonathan	10	0	2	2	4	8	0	0	0	0	0	0	9	0.0%
D'Astous, Charle-Édouard	3	1	0	1	2	0	1	0	0	0	0	0	6	16.7%
Bowey, Madison	1	0	1	1	1	2	0	0	0	0	0	0	3	0.0%
Hillman, Blake	5	0	1	1	1	4	0	0	0	0	0	0	3	0.0%
Saarijarvi, Vili	13	0	1	1	-5	2	0	0	0	0	0	0	17	0.0%
Pickard, Calvin	33	0	1	1	0	2	0	0	0	0	0	0	0	0.0%
Anselmini, Brandon	1	0	0	0	0	2	0	0	0	0	0	0	0	0.0%
Dello, Tory	1	0	0	0	0	0	0	0	0	0	0	0	0	0.0%
McCarron, Patrick	1	0	0	0	-2	0	0	0	0	0	0	0	0	0.0%
Howard, Jimmy	2	0	0	0	0	0	0	0	0	0	0	0	0	0.0%
Poulin, Kevin	3	0	0	0	0	0	0	0	0	0	0	0	0	0.0%
Larsson, Filip	7	0	0	0	0	0	0	0	0	0	0	0	0	0.0%
Nagle, Pat	20	0	0	0	0	0	0	0	0	0	0	0	0	0.0%
Bench	63	2		2		12								
<b>Griffins Totals</b>	<b>63</b>	<b>177</b>	<b>308</b>	<b>483</b>		<b>727</b>	<b>53</b>	<b>5</b>	<b>27</b>	<b>27</b>	<b>2</b>	<b>8</b>	<b>1947</b>	<b>9.0%</b>
<b>Opponent Totals</b>	<b>63</b>	<b>193</b>				<b>759</b>	<b>40</b>	<b>12</b>	<b>30</b>	<b>36</b>	<b>3</b>		<b>1841</b>	<b>10.3%</b>

### REGULAR SEASON

Goalie	GP	MIN	GAA	W	L	SOL	EN	SO	GA	SAVES	SPCT
Poulin, Kevin	3	189:18	2.22	0	1	2	1	0	7	75	0.915
Nagle, Pat	20	1136:16	2.32	9	8	1	3	0	44	509	0.920
Howard, Jimmy	2	124:04	2.42	1	1	0	1	0	5	55	0.917
Pickard, Calvin	33	1953:07	2.86	17	12	4	5	3	93	869	0.903
Larsson, Filip	7	388:37	4.01	2	5	0	4	0	26	140	0.843
<b>Griffins Totals</b>	<b>63</b>	<b>3822:11</b>	<b>2.97</b>	<b>29</b>	<b>27</b>	<b>7</b>	<b>14</b>	<b>3</b>	<b>189</b>	<b>1648</b>	<b>0.897</b>
<b>Opponent Totals</b>	<b>63</b>	<b>3822:11</b>	<b>2.75</b>	<b>34</b>	<b>25</b>	<b>4</b>	<b>11</b>	<b>6</b>	<b>175</b>	<b>1770</b>	<b>0.910</b>

**2019-20 SEASON**

**REGULAR SEASON**

**Scoring by Period**

1st PER		2nd PER		3rd PER		OVERTIME		SHOOTOUT		TOTALS	
GF	GA	GF	GA	GF	GA	GF	GA	GF	GA	GF	GA
38	61	72	61	63	64	2	3	2	4	177	193

**Shots by Period**

1st PER		2nd PER		3rd PER		OVERTIME		SHOOTOUT		TOTALS	
SF	SA	SF	SA	SF	SA	SF	SA	SF	SA	SF	SA
634	614	681	609	608	582	22	32	15	18	1960	1855

**Power Play:** 53-254 (20.9%) 6th of 31 in AHL  
**Penalty Kill:** 190-230 (82.6%) T12th of 31 in AHL

**2019-20 RESULTS**

GAME	DATE	OPP/HOME ATT.	SCORE	RECORD	GAME	DATE	OPP/HOME ATT.	SCORE	RECORD
1	10/5	@ Chi	8-5 W	1-0-0-0	39	1/10	MTB (7,503)	1-0 W	16-19-2-2
2	10/11	MIL (10,834)	1-4 L	1-1-0-0	40	1/11	MTB (7,418)	6-2 W	17-19-2-2
3	10/12	@ Rfd	4-2 W	2-1-0-0	41	1/15	RFD (4,006)	1-2 SOL	17-19-2-3
4	10/18	@ Tex	3-4 SOL	2-1-0-1	42	1/17	RFD (7,230)	4-1 W	18-19-2-3
5	10/19	@ Tex	0-3 L	2-2-0-1	43	1/18	BEL (9,652)	3-4 SOL	18-19-2-4
6	10/23	MIL (4,081)	3-0 W	3-2-0-1	44	1/22	IOWW(4,127)	4-3 SOW	19-19-2-4
7	10/25	MTB (5,050)	4-1 W	4-2-0-1	45	1/24	SD (8,219)	4-3 OTW	20-19-2-4
8	10/26	TEX (5,080)	6-4 W	5-2-0-1	46	1/25	SD (10,021)	1-3 L	20-20-2-4
9	10/30	IOWW (5,740)	3-4 OTL	5-2-1-1	47	1/31	@ Iow	1-4 L	20-21-2-4
10	11/2	@ Mtb	3-5 L	5-3-1-1	48	2/5	@ Mil	2-1 W	21-21-2-4
11	11/3	@ Mtb	4-7 L	5-4-1-1	49	2/8	TEX (10,834)	3-4 OTL	21-21-3-4
12	11/6	CLE (6,018)	3-5 L	5-5-1-1	50	2/9	TEX (6,806)	5-1 W	22-21-3-4
13	11/8	TOR (7,169)	4-1 W	6-5-1-1	51	2/11	@ Cle	2-6 L	22-22-3-4
14	11/9	TOR (6,739)	2-5 L	6-6-1-1	52	2/14	CLE (8,041)	4-2 W	23-22-3-4
15	11/12	@ Cle	4-2 W	7-6-1-1	53	2/15	@ Chi	5-2 W	24-22-3-4
16	11/15	RFD (6,473)	5-2 W	8-6-1-1	54	2/18	@ Rfd	2-1 W	25-22-3-4
17	11/16	@ Rfd	2-5 L	8-7-1-1	55	2/20	@ Chi	3-2 W	26-22-3-4
18	11/20	SA (4,208)	4-3 W	9-7-1-1	56	2/22	SA (10,096)	3-4 L	26-23-3-4
19	11/22	MIL (7,502)	2-3 L	9-8-1-1	57	2/23	SA (9,655)	1-2 L	26-24-3-4
20	11/23	@ Mil	0-5 L	9-9-1-1	58	2/28	@ Sa	2-4 L	26-25-3-4
21	11/27	@ Chi	2-5 L	9-10-1-1	59	2/29	@ Tex	2-4 L	26-26-3-4
22	11/29	MTB (9,102)	2-4 L	9-11-1-1	60	3/3	@ Sa	4-3 W	27-26-3-4
23	11/30	@ Rfd	1-3 L	9-12-1-1	61	3/6	@ Rfd	0-4 L	27-27-3-4
24	12/4	CHI (5,845)	2-5 L	9-13-1-1	62	3/7	RFD (10,834)	3-0 W	28-27-3-4
25	12/6	RFD (7,794)	1-2 SOL	9-13-1-2	63	3/11	IOWW (5,397)	4-1 W	29-27-3-4
26	12/11	@ Sd	4-3 W	10-13-1-2	64	3/13	BAK - Canceled due to COVID-19 pandemic		
27	12/13	@ Bak	6-5 OTW	11-13-1-2	65	3/14	BAK - Canceled due to COVID-19 pandemic		
28	12/14	@ Bak	1-2 L	11-14-1-2	66	3/19	@ Tor - Canceled due to COVID-19 pandemic		
29	12/17	@ Sd	3-2 SOW	12-14-1-2	67	3/20	@ Bel - Canceled due to COVID-19 pandemic		
30	12/20	@ Iow	2-4 L	12-15-1-2	68	3/22	@ Tor - Canceled due to COVID-19 pandemic		
31	12/21	@ Iow	3-4 OTL	12-15-2-2	69	3/25	SA - Canceled due to COVID-19 pandemic		
32	12/27	MIL (9,123)	0-3 L	12-16-2-2	70	3/27	CHI - Canceled due to COVID-19 pandemic		
33	12/28	@ Mil	3-2 W	13-16-2-2	71	3/28	MIL - Canceled due to COVID-19 pandemic		
34	12/31	CHI (10,834)	0-2 L	13-17-2-2	72	4/1	TEX - Canceled due to COVID-19 pandemic		
35	1/3	@ Sa	5-3 W	14-17-2-2	73	4/4	@ Mtb - Canceled due to COVID-19 pandemic		
36	1/4	@ Tex	0-4 L	14-18-2-2	74	4/5	@ Mtb - Canceled due to COVID-19 pandemic		
37	1/5	@ Sa	4-5 L	14-19-2-2	75	4/10	CHI - Canceled due to COVID-19 pandemic		
38	1/8	@ Mil	3-2 W	15-19-2-2	76	4/11	@ Mil - Canceled due to COVID-19 pandemic		

**OPENING NIGHT LINEUP**

2	Hicketts	D	27	Rasmussen	F
5	Lindstrom	D	30	F. Larsson	G
7	Kaski	D	31	Pickard	G
10	MacLeod	F	37	Svechnikov	F
11	Zadina	F	52	McIlrath	D
15	Elson	F	53	Seider	D
18	Lashoff	D	54	G. Smith	F
21	Kuffner	F	55	Ford	F
23	Turgeon	F	73	Puempel	F
25	Terry	F	90	Veleno	F

**SEASON FINALE LINEUP\***

15	Elson	F	35	Nagle	G
16	D'Astous	D	36	K. Wood	D
17	Hirose	F	37	Svechnikov	F
18	Lashoff	D	52	McIlrath	D
20	Dello	D	53	Seider	D
22	Pearson	F	54	G. Smith	F
23	Turgeon	F	55	Ford	F
26	Tangradi	F	65	Shine	F
27	Rasmussen	F	73	Puempel	F
31	Pickard	G	90	Veleno	F

\* March 11, 2020, due to COVID-19 pandemic

## 2018-19 SEASON

**Regular Season – 4th of 8 in Central Division, 7th of 15 in Western Conference, 14th of 31 in AHL**

Overall: 38-27-7-4, 87 points  
 Home: 22-10-3-3, 50 points  
 Road: 16-17-4-1, 37 points

### Playoffs – Lost in Central Division Semifinals

Central Division Semifinals – Lost to #1 Chicago, 2-3

General Manager (DRW) – Ryan Martin

Head Coach – Ben Simon

Assistant Coaches – Matt Macdonald, Brad Tapper, Mike Knuble

Goaltending Development Coach – Brian Mahoney-Wilson

Athletic Trainer – John Bernal

Equipment Manager – Brad Thompson



### REGULAR SEASON

Player	GP	G	A	PTS	+/-	PIM	PP	SH	GW	FG	OT	UG	SHT	PCT
Terry, Chris	69	29	32	61	5	38	5	0	5	4	0	2	204	14.2%
Puempel, Matt	62	24	26	50	2	38	8	0	1	4	0	0	225	10.7%
Camper, Carter	67	17	33	50	-1	24	2	0	4	2	2	1	141	12.1%
Elson, Turner	72	18	21	39	12	80	3	3	1	4	0	1	139	12.9%
Megan, Wade	48	19	18	37	5	44	7	0	3	2	0	0	140	13.6%
Zadina, Filip	59	16	19	35	-17	18	4	0	2	3	1	2	135	11.9%
Hicketts, Joe	64	3	24	27	2	67	0	0	1	0	0	0	109	2.8%
Holmstrom, Axel	65	12	13	25	3	6	4	0	3	1	0	0	60	20.0%
Ford, Matthew	61	11	13	24	-6	49	1	0	1	1	0	1	110	10.0%
Hronek, Filip	31	7	17	24	0	45	4	0	3	2	2	2	80	8.8%
Turgeon, Dominic	72	6	14	20	1	41	0	0	1	1	0	1	115	5.2%
Campbell, Colin	63	8	11	19	0	24	1	1	2	3	0	1	99	8.1%
Saarijarvi, Vili	70	2	14	16	19	20	2	0	1	0	0	0	121	1.7%
Chelios, Jake	61	1	14	15	18	28	0	0	0	0	0	0	61	1.6%
Frk, Martin	13	5	9	14	12	6	1	0	0	1	0	0	37	13.5%
Sulak, Libor	61	5	9	14	-7	42	0	0	0	1	0	0	95	5.3%
Lashoff, Brian	53	1	13	14	5	33	0	0	0	0	0	0	70	1.4%
Smith, Givani	64	6	7	13	2	86	0	0	0	0	0	0	59	10.2%
Cholowski, Dennis	25	0	12	12	0	12	0	0	0	0	0	0	43	0.0%
Shine, Dominik	72	6	5	11	-3	53	0	0	2	0	0	0	87	6.9%
McIlrath, Dylan	52	1	9	10	13	98	0	0	1	0	0	0	65	1.5%
Ehn, Christoffer	17	2	5	7	4	8	0	0	0	0	0	0	11	18.2%
Hulak, Derek	35	1	3	4	0	6	0	0	0	0	0	0	35	2.9%
Pope, David	28	2	1	3	-1	12	1	0	0	2	0	0	29	6.9%
Hamilton, Trevor	17	1	2	3	-7	8	1	0	0	0	0	0	13	7.7%
Sateri, Harri	40	0	3	3	0	0	0	0	0	0	0	0	0	0.0%
Rasmussen, Michael	3	2	0	2	0	0	1	0	0	0	0	0	5	40.0%
Pearson, Chase	10	2	0	2	-2	2	0	0	0	0	0	0	17	11.8%
Spezia, Tyler	8	1	1	2	2	0	0	0	1	0	0	1	7	14.3%
Finn, Matt	4	1	0	1	-2	2	0	0	0	0	0	0	2	50.0%
Loggins, Troy	4	1	0	1	-2	0	0	0	0	0	0	0	2	50.0%
Sadowy, Dylan	14	1	0	1	-3	9	0	0	0	0	0	0	19	5.3%
Carlisle, Chris	2	0	1	1	0	7	0	0	0	0	0	0	0	0.0%
Nagle, Pat	1	0	0	0	0	0	0	0	0	0	0	0	0	0.0%
Moore, Bryan	2	0	0	0	0	4	0	0	0	0	0	0	2	0.0%
Sweetman, Eric	2	0	0	0	-2	0	0	0	0	0	0	0	0	0.0%
Yates, Trevor	2	0	0	0	-1	4	0	0	0	0	0	0	1	0.0%
Tansey, Kevin	4	0	0	0	-2	2	0	0	0	0	0	0	4	0.0%
Stewart, Mackenze	4	0	0	0	-3	0	0	0	0	0	0	0	7	0.0%
Crawford, Marcus	8	0	0	0	-2	4	0	0	0	0	0	0	13	0.0%
Rybar, Patrik	37	0	0	0	0	0	0	0	0	0	0	0	0	0.0%
Bench	76	6		6		12								
<b>Griffins Totals</b>	<b>76</b>	<b>217</b>	<b>349</b>	<b>560</b>		<b>932</b>	<b>45</b>	<b>4</b>	<b>32</b>	<b>31</b>	<b>5</b>	<b>12</b>	<b>2368</b>	<b>8.9%</b>
<b>Opponent Totals</b>	<b>76</b>	<b>222</b>				<b>1011</b>	<b>62</b>	<b>5</b>	<b>34</b>	<b>45</b>	<b>7</b>		<b>2130</b>	<b>10.3%</b>

### REGULAR SEASON

Goalie	GP	MIN	GAA	W	L	SOL	EN	SO	GA	SAVES	SPCT
Rybar, Patrik	37	2164:40	2.49	16	16	5	6	2	90	892	0.908
Sateri, Harri	40	2367:33	2.84	22	11	5	5	0	112	996	0.899
Nagle, Pat	1	62:23	4.81	0	0	1	0	0	5	20	0.800
<b>Griffins Totals</b>	<b>76</b>	<b>4642:20</b>	<b>2.82</b>	<b>38</b>	<b>27</b>	<b>11</b>	<b>11</b>	<b>2</b>	<b>218</b>	<b>1908</b>	<b>0.897</b>
<b>Opponent Totals</b>	<b>76</b>	<b>4642:20</b>	<b>2.73</b>	<b>38</b>	<b>27</b>	<b>11</b>	<b>16</b>	<b>4</b>	<b>211</b>	<b>2151</b>	<b>0.911</b>

## 2018-19 SEASON

### REGULAR SEASON

#### Scoring by Period

1st PER		2nd PER		3rd PER		OVERTIME		SHOOTOUT		TOTALS	
GF	GA	GF	GA	GF	GA	GF	GA	GF	GA	GF	GA
65	68	56	71	85	72	5	7	6	4	217	222

#### Shots by Period

1st PER		2nd PER		3rd PER		OVERTIME		SHOOTOUT		TOTALS	
SF	SA	SF	SA	SF	SA	SF	SA	SF	SA	SF	SA
777	713	793	684	736	683	56	46	32	34	2394	2160

Power Play: 45-316 (14.2%) 30th of 31 in AHL

Penalty Kill: 227-289 (78.5%) 29th of 31 in AHL

### PLAYOFFS

Player	GP	G	A	PTS	+/-	PIM	PP	SH	GW	FG	OT	UG	SHT	PCT
Elson, Turner	5	2	2	4	3	0	0	0	0	0	0	1	7	28.6%
Puempel, Matt	5	2	2	4	-1	16	2	0	1	0	0	0	9	22.2%
Campbell, Colin	5	3	0	3	5	2	0	0	0	0	0	0	9	33.3%
Zadina, Filip	5	2	1	3	-2	0	0	0	0	0	0	0	7	28.6%
Frk, Martin	3	1	2	3	-2	16	0	0	0	0	0	0	5	20.0%
Turgeon, Dominic	3	1	2	3	3	0	0	0	0	0	0	0	9	11.1%
Camper, Carter	5	0	3	3	1	0	0	0	0	0	0	0	7	0.0%
Hronek, Filip	5	0	3	3	0	28	0	0	0	0	0	0	17	0.0%
Megan, Wade	5	2	0	2	-3	16	1	0	1	0	0	0	13	15.4%
Hulak, Derek	4	1	1	2	1	0	0	0	0	1	0	0	3	33.3%
Shine, Dominik	5	1	1	2	1	2	0	0	0	0	0	0	9	11.1%
Terry, Chris	5	1	1	2	1	2	0	0	0	0	0	0	12	8.3%
Smith, Givani	4	0	2	2	1	9	0	0	0	0	0	0	2	0.0%
Sulak, Libor	4	0	2	2	4	4	0	0	0	0	0	0	4	0.0%
Cholowski, Dennis	5	0	2	2	1	2	0	0	0	0	0	0	8	0.0%
Ehn, Christoffer	5	0	2	2	3	2	0	0	0	0	0	0	4	0.0%
Saarjarvi, Vili	1	1	0	1	0	0	0	0	0	1	0	0	1	100.0%
Lashoff, Brian	2	0	1	1	2	0	0	0	0	0	0	0	1	0.0%
Hicketts, Joe	5	0	1	1	-1	8	0	0	0	0	0	0	7	0.0%
Sateri, Harri	5	0	1	1	0	0	0	0	0	0	0	0	0	0.0%
Lukosevicius, Jarid	1	0	0	0	0	0	0	0	0	0	0	0	0	0.0%
Chelios, Jake	4	0	0	0	1	7	0	0	0	0	0	0	5	0.0%
McIlrath, Dylan	4	0	0	0	1	10	0	0	0	0	0	0	8	0.0%
Bench	5	0	0	0	2	2	0	0	0	0	0	0	0	0.0%
<b>Griffins Totals</b>	<b>5</b>	<b>17</b>	<b>29</b>	<b>46</b>	<b>126</b>	<b>3</b>	<b>0</b>	<b>2</b>	<b>2</b>	<b>0</b>	<b>1</b>	<b>147</b>	<b>11.6%</b>	
<b>Opponent Totals</b>	<b>5</b>	<b>15</b>	<b>15</b>	<b>15</b>	<b>110</b>	<b>5</b>	<b>0</b>	<b>3</b>	<b>3</b>	<b>0</b>	<b>0</b>	<b>148</b>	<b>10.1%</b>	

### PLAYOFFS

Goalie	GP	MIN	GAA	W	L	EN	SO	GA	SAVES	SPCT
Sateri, Harri	5	292:13	2.67	2	3	2	0	13	133	0.911
<b>Griffins Totals</b>	<b>5</b>	<b>300:00</b>	<b>3.00</b>	<b>2</b>	<b>3</b>	<b>2</b>	<b>0</b>	<b>15</b>	<b>133</b>	<b>0.899</b>
<b>Opponent Totals</b>	<b>5</b>	<b>300:00</b>	<b>3.40</b>	<b>3</b>	<b>2</b>	<b>1</b>	<b>0</b>	<b>17</b>	<b>130</b>	<b>0.884</b>

### PLAYOFFS

#### Scoring by Period

1st PER		2nd PER		3rd PER		OVERTIME		TOTALS	
GF	GA	GF	GA	GF	GA	GF	GA	GF	GA
3	2	7	9	7	4	0	0	17	15

#### Shots by Period

1st PER		2nd PER		3rd PER		OVERTIME		TOTALS	
SF	SA	SF	SA	SF	SA	SF	SA	SF	SA
44	54	50	53	53	41	0	0	147	148

Power Play: 3-13 (23.1%) 3rd of 16 in AHL

Penalty Kill: 18-23 (78.3%) 12th of 16 in AHL

**2018-19 RESULTS**

GAME	DATE	OPP/HOME ATT.	SCORE	RECORD
1	10/5	@ Tex	1-3 L	0-1-0-0
2	10/6	@ Sa	0-4 L	0-2-0-0
3	10/12	HER (10,834)	6-3 W	1-2-0-0
4	10/13	@ Chi	1-5 L	1-3-0-0
5	10/17	TEX (4,010)	3-6 L	1-4-0-0
6	10/20	CHI (7,462)	5-3 W	2-4-0-0
7	10/26	@ Bel	3-5 L	2-5-0-0
8	10/27	@ Bel	3-1 W	3-5-0-0
9	11/2	IA (8,007)	2-3 SOL	3-5-0-1
10	11/3	MIL (5,708)	2-1 W	4-5-0-1
11	11/4	@ Cle	8-4 W	5-5-0-1
12	11/8	@ Mb	4-1 W	6-5-0-1
13	11/10	@ Mb	2-6 L	6-6-0-1
14	11/14	RFD (7,452)	3-1 W	7-6-0-1
15	11/16	ONT (6,723)	3-4 L	7-7-0-1
16	11/17	MB (6,317)	3-2 OTW	8-7-0-1
17	11/23	MIL (8,508)	2-3 SOL	8-7-0-2
18	11/24	@ Chi	4-3 OTW	9-7-0-2
19	11/26	@ Ia	3-2 OTW	10-7-0-2
20	11/28	CHI (4,778)	5-2 W	11-7-0-2
21	11/30	SA (8,010)	4-3 W	12-7-0-2
22	12/1	TEX (6,146)	6-3 W	13-7-0-2
23	12/5	SA (5,819)	4-2 W	14-7-0-2
24	12/7	@ Rfd	2-3 OTL	14-7-1-2
25	12/8	@ Ia	2-5 L	14-8-1-2
26	12/11	@ Mil	2-5 L	14-9-1-2
27	12/14	RFD (7,017)	2-3 OTL	14-9-2-2
28	12/15	MIL (6,648)	5-4 SOW	15-9-2-2
29	12/16	@ Rfd	1-2 L	15-10-2-2
30	12/19	CLE (8,182)	1-3 L	15-11-2-2
31	12/21	@ Mb	4-1 W	16-11-2-2
32	12/22	@ Mb	3-1 W	17-11-2-2
33	12/28	@ Cle	2-3 OTL	17-11-3-2
34	12/29	CLE (8,356)	4-3 SOW	18-11-3-2
35	12/31	RFD (10,834)	2-1 W	19-11-3-2
36	1/4	@ Wbs	2-3 SOL	19-11-3-3
37	1/5	@ Her	4-6 L	19-12-3-3
38	1/9	@ Mil	3-1 W	20-12-3-3

GAME	DATE	OPP/HOME ATT.	SCORE	RECORD
39	1/11	BEL (8,278)	3-4 SOL	20-12-3-4
40	1/12	BEL (8,616)	5-2 W	21-12-3-4
41	1/16	@ Chi	2-5 L	21-13-3-4
42	1/18	@ Rfd	3-1 W	22-13-3-4
43	1/19	MIL (10,834)	3-0 W	23-13-3-4
44	1/23	MB (4,889)	2-1 OTW	24-13-3-4
45	1/25	SJ (8,826)	0-4 L	24-14-3-4
46	1/26	SJ (10,834)	3-2 SOW	25-14-3-4
47	1/31	@ Tex	5-3 W	26-14-3-4
48	2/1	@ Sa	0-2 L	26-15-3-4
49	2/6	MB (5,301)	2-1 W	27-15-3-4
50	2/9	WBS (10,834)	4-1 W	28-15-3-4
51	2/10	CHI (7,675)	1-4 L	28-16-3-4
52	2/15	SA (9,373)	5-1 W	29-16-3-4
53	2/16	SA (10,834)	3-2 OTW	30-16-3-4
54	2/20	RFD (6,464)	2-3 OTL	30-16-4-4
55	2/22	TEX (10,489)	4-3 SOW	31-16-4-4
56	2/23	@ Chi	2-3 L	31-17-4-4
57	3/1	@ Rfd	4-5 OTL	31-17-5-4
58	3/6	TEX (7,980)	5-2 W	32-17-5-4
59	3/8	IA (9,186)	3-4 OTL	32-17-6-4
60	3/9	@ Mil	4-0 W	33-17-6-4
61	3/15	RFD (10,449)	2-3 L	33-18-6-4
62	3/16	@ Mil	3-2 SOW	34-18-6-4
63	3/19	@ Sa	2-1 SOW	35-18-6-4
64	3/20	@ Tex	3-6 L	35-19-6-4
65	3/23	@ Tex	3-2 W	36-19-6-4
66	3/24	@ Sa	3-1 W	37-19-6-4
67	3/26	@ Ia	5-2 W	38-19-6-4
68	3/29	CHI (9,886)	3-4 L	38-20-6-4
69	3/30	@ Rfd	1-4 L	38-21-6-4
70	3/31	MIL (10,834)	1-3 L	38-22-6-4
71	4/3	@ Ont	1-3 L	38-23-6-4
72	4/5	@ Sj	1-3 L	38-24-6-4
73	4/6	@ Sj	4-5 OTL	38-24-7-4
74	4/10	IA (8,586)	3-7 L	38-25-7-4
75	4/12	MB (10,834)	1-4 L	38-26-7-4
76	4/13	@ Mil	0-5 L	38-27-7-4

**Central Division Semifinals - #4 Grand Rapids lost to #1 Chicago, 2-3**

P1	4/19	@ Chi	5-1 W	1-0
P2	4/20	@ Chi	2-3 L	1-1
P3	4/23	CHI (7,690)	6-2 W	2-1
P4	4/24	CHI (7,710)	2-5 L	2-2
P5	4/28	@ Chi	2-4 L	2-3

**OPENING NIGHT LINEUP**

5	M. Stewart	D	27	J. Chelios	D
9	Saarijarvi	D	29	Sateri	G
11	Zadina	F	42	Rybar	G
14	Hamilton	D	45	C. Campbell	F
15	Elson	F	51	Yates	F
17	Crawford	D	52	McIlrath	D
19	Camper	F	54	G. Smith	F
22	Megan	F	55	Ford	F
23	Turgeon	F	65	Shine	F
25	Terry	F	73	Puempel	F

**SEASON FINALE LINEUP**

2	Hicketts	D	27	J. Chelios	D
4	Sulak	D	29	Sateri	G
9	Saarijarvi	D	39	Hulak	F
11	Zadina	F	42	Rybar	G
13	Hronek	D	44	Cholowski	D
15	Elson	F	45	C. Campbell	F
19	Camper	F	54	G. Smith	F
22	Megan	F	65	Shine	F
25	Terry	F	73	Puempel	F
26	Ehn	F	91	Frk	F

**2017-18 SEASON**

**Regular Season – 2nd of 7 in Central Division, 3rd of 15 in Western Conference, 9th of 30 in AHL**

Overall: 42-25-2-7, 93 points  
 Home: 20-15-1-2, 43 points  
 Road: 22-10-1-5, 50 points

**Playoffs – Lost in Central Division Semifinals**

Central Division Semifinals – Lost to #3 Manitoba, 2-3

**General Manager (DRW) – Ryan Martin**

**Head Coach – Todd Nelson**

**Assistant Coaches – Ben Simon, Bruce Ramsay, Mike Knuble**

**Goaltending Development Coach – Brian Mahoney-Wilson**

**Athletic Trainer – John Bernal**

**Equipment Manager – Brad Thompson**



**REGULAR SEASON**

Player	GP	G	A	PTS	+/-	PIM	PP	SH	GW	FG	OT	UG	SHT	PCT
Street, Ben	73	21	44	65	9	22	5	0	3	4	0	1	207	10.1%
Tangradi, Eric	74	31	33	64	12	51	6	0	5	3	1	5	237	13.1%
Puempel, Matt	57	22	32	54	6	21	9	0	1	7	0	1	165	13.3%
Lorito, Matt	59	23	26	49	-2	28	9	0	5	5	1	3	201	11.4%
Hronek, Filip	67	11	28	39	24	44	3	0	4	2	1	1	113	9.7%
Ford, Matthew	72	22	16	38	-11	42	12	1	4	4	1	0	149	14.8%
Campbell, Colin	72	10	25	35	10	56	0	1	2	4	0	2	139	7.2%
Turgeon, Dominic	69	14	18	32	13	23	1	1	3	1	0	1	112	12.5%
Russo, Robbie	75	9	23	32	6	81	2	0	1	2	0	0	142	6.3%
Holmstrom, Axel	66	7	19	26	-11	4	1	0	1	1	0	1	66	10.6%
Svechnikov, Evgeny	57	7	16	23	-4	58	3	0	0	1	0	0	103	6.8%
Elson, Turner	57	9	12	21	12	49	0	1	0	0	0	2	91	9.9%
Elkins, Corey	76	9	11	20	-1	26	0	2	3	1	0	2	69	13.0%
McIlrath, Dylan	76	7	10	17	8	119	0	0	0	1	0	0	100	7.0%
Shine, Dominik	58	8	8	16	4	54	0	0	1	2	0	0	85	9.4%
Lashoff, Brian	70	5	10	15	0	29	0	0	1	0	0	1	80	6.3%
Bertuzzi, Tyler	16	7	7	14	-5	34	4	0	1	0	0	0	40	17.5%
Hicketts, Joe	67	3	9	12	-10	32	2	0	1	0	0	0	101	3.0%
Renouf, Dan	73	2	10	12	4	83	0	0	0	0	0	0	61	3.3%
Saarijarvi, Vili	42	0	11	11	-1	10	0	0	0	0	0	0	76	0.0%
Esposito, Luke	31	1	7	8	1	10	1	0	0	0	0	0	32	3.1%
Nastasiuk, Zach	20	1	4	5	1	0	0	0	0	0	0	0	21	4.8%
Sproul, Ryan	5	1	3	4	-3	2	1	0	0	1	0	0	11	9.1%
Carey, Matt	8	1	1	2	0	9	1	0	0	0	0	0	14	7.1%
Sulak, Libor	2	0	2	2	2	0	0	0	0	0	0	0	1	0.0%
Yates, Trevor	2	0	1	1	2	0	0	0	0	0	0	0	4	0.0%
Machovsky, Matej	4	0	1	1	0	0	0	0	0	0	0	0	0	0.0%
McCarron, Patrick	3	0	0	0	2	0	0	0	0	0	0	0	0	0.0%
Borkowski, Mike	8	0	0	0	-4	2	0	0	0	0	0	0	10	0.0%
Sadowy, Dylan	13	0	0	0	-1	9	0	0	0	0	0	0	19	0.0%
McCollum, Tom	37	0	0	0	0	0	0	0	0	0	0	0	0	0.0%
Coreau, Jared	38	0	0	0	0	0	0	0	0	0	0	0	0	0.0%
Bench	76	6		6		16								
<b>Griffins Totals</b>	<b>76</b>	<b>237</b>	<b>387</b>	<b>618</b>		<b>914</b>	<b>60</b>	<b>6</b>	<b>36</b>	<b>39</b>	<b>4</b>	<b>20</b>	<b>2455</b>	<b>9.4%</b>
<b>Opponent Totals</b>	<b>76</b>	<b>210</b>				<b>983</b>	<b>46</b>	<b>8</b>	<b>27</b>	<b>37</b>	<b>2</b>		<b>2268</b>	<b>9.0%</b>

**REGULAR SEASON**

Goalie	GP	MIN	GAA	W	L	SOL	EN	SO	GA	SAVES	SPCT
Machovsky, Matej	4	222:28	2.43	1	1	1	1	0	9	92	0.911
Coreau, Jared	38	2213:48	2.52	21	10	5	3	2	93	979	0.913
McCollum, Tom	37	2162:32	2.64	20	14	3	2	1	95	987	0.912
<b>Griffins Totals</b>	<b>76</b>	<b>4641:59</b>	<b>2.62</b>	<b>42</b>	<b>25</b>	<b>9</b>	<b>6</b>	<b>3</b>	<b>203</b>	<b>2058</b>	<b>0.910</b>
<b>Opponent Totals</b>	<b>76</b>	<b>4641:59</b>	<b>2.99</b>	<b>34</b>	<b>32</b>	<b>10</b>	<b>8</b>	<b>4</b>	<b>231</b>	<b>2218</b>	<b>0.906</b>

## 2017-18 SEASON

**REGULAR SEASON**

Scoring by Period

1st PER		2nd PER		3rd PER		OVERTIME		SHOOTOUT		TOTALS	
GF	GA	GF	GA	GF	GA	GF	GA	GF	GA	GF	GA
69	44	92	70	66	87	4	2	6	7	237	210

Shots by Period

1st PER		2nd PER		3rd PER		OVERTIME		SHOOTOUT		TOTALS	
SF	SA	SF	SA	SF	SA	SF	SA	SF	SA	SF	SA
842	725	831	770	716	719	60	47	6	7	2455	2268

**Power Play:** 60-295 (20.3%) 4th of 30 in AHL

**Penalty Kill:** 251-297 (84.5%) 4th of 30 in AHL

**PLAYOFFS**

Player	GP	G	A	PTS	+/-	PIM	PP	SH	GW	FG	OT	UG	SHT	PCT
Street, Ben	5	4	4	8	1	6	1	0	0	1	0	1	21	19.0%
Ford, Matthew	5	2	3	5	-5	10	1	0	1	1	0	0	18	11.1%
Tangradi, Eric	4	2	2	4	2	4	1	0	1	0	0	0	18	11.1%
Puempel, Matt	5	1	3	4	-1	0	1	0	0	0	0	0	25	4.0%
Lashoff, Brian	5	1	2	3	1	2	0	0	0	0	0	1	8	12.5%
Elson, Turner	5	2	0	2	-3	0	0	0	0	0	0	0	11	18.2%
Hicketts, Joe	5	0	2	2	0	2	0	0	0	0	0	0	5	0.0%
Nastasiuk, Zach	5	1	0	1	-1	0	0	0	0	0	0	0	7	14.3%
Svechnikov, Evgeny	5	1	0	1	-3	4	0	0	0	0	0	0	8	12.5%
Holmstrom, Axel	2	0	1	1	0	0	0	0	0	0	0	0	3	0.0%
Elkins, Corey	5	0	1	1	-2	0	0	0	0	0	0	0	3	0.0%
Esposito, Luke	5	0	1	1	1	2	0	0	0	0	0	0	6	0.0%
Hronek, Filip	5	0	1	1	-5	14	0	0	0	0	0	0	12	0.0%
Renouf, Dan	5	0	1	1	2	19	0	0	0	0	0	0	0	0.0%
Russo, Robbie	5	0	1	1	-5	0	0	0	0	0	0	0	14	0.0%
Cholowski, Dennis	1	0	0	0	0	0	0	0	0	0	0	0	1	0.0%
Saarijarvi, Vili	1	0	0	0	0	0	0	0	0	0	0	0	1	0.0%
Sadowy, Dylan	1	0	0	0	-1	0	0	0	0	0	0	0	2	0.0%
Borkowski, Mike	2	0	0	0	-1	0	0	0	0	0	0	0	2	0.0%
Coreau, Jared	3	0	0	0	0	2	0	0	0	0	0	0	0	0.0%
McCullum, Tom	3	0	0	0	0	0	0	0	0	0	0	0	0	0.0%
Campbell, Colin	4	0	0	0	2	2	0	0	0	0	0	0	3	0.0%
McIlrath, Dylan	5	0	0	0	1	4	0	0	0	0	0	0	7	0.0%
Shine, Dominik	5	0	0	0	-1	2	0	0	0	0	0	0	7	0.0%
Bench	5	0		0		2								
<b>Griffins Totals</b>	<b>5</b>	<b>14</b>	<b>22</b>	<b>36</b>		<b>75</b>	<b>4</b>	<b>0</b>	<b>2</b>	<b>2</b>	<b>0</b>	<b>2</b>	<b>182</b>	<b>7.7%</b>
<b>Opponent Totals</b>	<b>5</b>	<b>15</b>				<b>136</b>	<b>2</b>	<b>0</b>	<b>3</b>	<b>3</b>	<b>0</b>		<b>133</b>	<b>11.3%</b>

**PLAYOFFS**

Goalie	GP	MIN	GAA	W	L	EN	SO	GA	SAVES	SPCT
Coreau, Jared	3	156:24	1.92	1	2	3	1	5	61	0.924
McCullum, Tom	3	140:00	3.00	1	1	0	0	7	57	0.891
<b>Griffins Totals</b>	<b>5</b>	<b>300:00</b>	<b>3.00</b>	<b>2</b>	<b>3</b>	<b>3</b>	<b>1</b>	<b>15</b>	<b>118</b>	<b>0.887</b>
<b>Opponent Totals</b>	<b>5</b>	<b>300:00</b>	<b>2.80</b>	<b>3</b>	<b>2</b>	<b>1</b>	<b>0</b>	<b>14</b>	<b>168</b>	<b>0.923</b>

**PLAYOFFS**

Scoring by Period

1st PER		2nd PER		3rd PER		OVERTIME		TOTALS	
GF	GA	GF	GA	GF	GA	GF	GA	GF	GA
7	4	5	3	2	8	0	0	14	15

Shots by Period

1st PER		2nd PER		3rd PER		OVERTIME		TOTALS	
SF	SA	SF	SA	SF	SA	SF	SA	SF	SA
58	47	64	55	60	31	0	0	182	133

**Power Play:** 4-19 (21.1%) 4th of 16 in AHL

**Penalty Kill:** 13-15 (86.7%) 5th of 16 in AHL



## 2017-18 RESULTS

GAME	DATE	OPP/HOME ATT.	SCORE	RECORD
1	10/6	MTB (10,834)	5-2 W	1-0-0-0
2	10/7	MTB (4,457)	2-7 L	1-1-0-0
3	10/13	@ Sj	7-3 W	2-1-0-0
4	10/14	@ Stk	0-4 L	2-2-0-0
5	10/20	@ Rfd	2-3 SOL	2-2-0-1
6	10/21	HER (5,720)	2-4 L	2-3-0-1
7	10/25	TUC (4,202)	1-3 L	2-4-0-1
8	10/27	CHI (6,248)	5-3 W	3-4-0-1
9	10/28	@ Rfd	3-4 L	3-5-0-1
10	11/1	@ Mil	6-3 W	4-5-0-1
11	11/3	CHI (8,018)	0-2 L	4-6-0-1
12	11/5	MIL (5,417)	2-1 W	5-6-0-1
13	11/8	SA (5,302)	7-4 W	6-6-0-1
14	11/10	@ Tex	1-2 L	6-7-0-1
15	11/11	@ Tex	5-1 W	7-7-0-1
16	11/14	@ Sa	6-3 W	8-7-0-1
17	11/17	@ low	2-4 L	8-8-0-1
18	11/18	@ Rfd	2-3 SOL	8-8-0-2
19	11/24	MTB (9,930)	1-3 L	8-9-0-2
20	11/29	TEX (5,738)	2-5 L	8-10-0-2
21	12/1	TEX (8,770)	4-5 SOL	8-10-0-3
22	12/2	@ Chi	5-2 W	9-10-0-3
23	12/8	RFD (7,560)	1-4 L	9-11-0-3
24	12/9	@ Rfd	2-7 L	9-12-0-3
25	12/10	@ low	1-2 L	9-13-0-3
26	12/13	IOW (4,625)	4-3 SOW	10-13-0-3
27	12/15	CHI (6,191)	3-6 L	10-14-0-3
28	12/16	MIL (6,183)	1-2 OTL	10-14-1-3
29	12/21	@ Chi	4-5 L	10-15-1-3
30	12/22	@ low	3-2 SOW	11-15-1-3
31	12/23	@ Rfd	2-3 SOL	11-15-1-4
32	12/29	CLE (8,637)	5-2 W	12-15-1-4
33	12/30	@ Cle	5-3 W	13-15-1-4
34	12/31	MIL (10,834)	4-3 OTW	14-15-1-4
35	1/3	@ Mil	4-2 W	15-15-1-4
36	1/5	RFD (7,615)	5-3 W	16-15-1-4
37	1/6	@ Chi	0-2 L	16-16-1-4
38	1/8	@ Mtb	3-2 OTW	17-16-1-4

GAME	DATE	OPP/HOME ATT.	SCORE	RECORD
39	1/10	@ Mtb	5-1 W	18-16-1-4
40	1/12	CLE (9,037)	4-2 W	19-16-1-4
41	1/13	CLE (9,126)	1-2 L	19-17-1-4
42	1/17	MIL (6,420)	3-4 L	19-18-1-4
43	1/19	@ Mil	5-2 W	20-18-1-4
44	1/20	RFD (10,259)	4-3 W	21-18-1-4
45	1/27	RFD (10,834)	4-1 W	22-18-1-4
46	2/1	@ Cle	2-3 SOL	22-18-1-5
47	2/2	@ Cle	4-2 W	23-18-1-5
48	2/4	@ Cle	6-3 W	24-18-1-5
49	2/7	MTB (4,817)	4-2 W	25-18-1-5
50	2/9	SA (10,171)	4-3 OTW	26-18-1-5
51	2/10	STK (10,234)	2-3 SOL	26-18-1-6
52	2/15	@ Mtb	1-0 W	27-18-1-6
53	2/17	@ Mtb	5-0 W	28-18-1-6
54	2/21	CHI (6,160)	2-5 L	28-19-1-6
55	2/24	IOW (10,221)	2-1 W	29-19-1-6
56	2/25	IOW (10,367)	3-2 SOW	30-19-1-6
57	2/28	TUC (4,785)	3-2 W	31-19-1-6
58	3/2	WBS (7,831)	2-4 L	31-20-1-6
59	3/3	MIL (10,834)	1-4 L	31-21-1-6
60	3/10	@ Wbs	1-2 L	31-22-1-6
61	3/11	@ Her	3-0 W	32-22-1-6
62	3/14	IOW (6,803)	2-4 L	32-23-1-6
63	3/16	RFD (10,015)	4-3 OTW	33-23-1-6
64	3/17	IOW (9,176)	1-2 L	33-24-1-6
65	3/20	@ Mil	2-1 W	34-24-1-6
66	3/23	@ low	5-3 W	35-24-1-6
67	3/24	@ low	3-2 SOW	36-24-1-6
68	3/25	@ Chi	2-3 SOL	36-24-1-7
69	3/28	TEX (8,406)	3-2 SOW	37-24-1-7
70	3/30	SJ (9,860)	3-2 SOW	38-24-1-7
71	3/31	@ Mil	6-2 W	39-24-1-7
72	4/6	@ Tuc	0-3 L	39-25-1-7
73	4/7	@ Tuc	4-1 W	40-25-1-7
74	4/11	@ Tex	2-3 OTL	40-25-2-7
75	4/12	@ Sa	6-2 W	41-25-2-7
76	4/14	CLE (10,834)	6-4 W	42-25-2-7

### Central Division Semifinals - #2 Grand Rapids lost to #3 Manitoba, 2-3

P1	4/21	@ Mtb	2-3 L	0-1
P2	4/22	@ Mtb	5-1 W	1-1
P3	4/25	MTB (7,448)	3-6 L	1-2
P4	4/26	MTB (7,357)	3-0 W	2-2
P5	4/30	MTB (7,015)	1-5 L	2-3

### OPENING NIGHT LINEUP

2	Hicketts	D	26	Tangradi	F
5	Russo	D	28	Lorito	F
7	Sproul	D	29	Sadowy	F
10	Street	F	30	McCollum	G
15	Elson	F	31	Coreau	G
18	Lashoff	D	45	C. Campbell	F
19	Esposito	F	47	Elkins	F
20	Renouf	D	52	McIlrath	D
23	Turgeon	F	55	Ford	F
25	Holmstrom	F	65	Shine	F

### SEASON FINALE LINEUP

2	Hicketts	D	30	McCollum	G
5	Russo	D	31	Coreau	G
10	Street	F	37	Nastasiuk	F
13	Hronek	D	45	C. Campbell	F
15	Elson	F	47	Elkins	F
18	Lashoff	D	52	McIlrath	D
19	Esposito	F	55	Ford	F
20	Renouf	D	65	Shine	F
21	Borkowski	F	73	Puempel	F
29	Sadowy	F	77	Svechnikov	F

## 2016-17 SEASON

**Regular Season – 2nd of 8 in Central Division, 4th of 16 in Western Conference, 6th of 30 in AHL**

Overall: 47-23-1-5, 100 points  
 Home: 25-11-0-2, 52 points  
 Road: 22-12-1-3, 48 points

### Playoffs – Won Calder Cup

Central Division Semifinals – Defeated #3 Milwaukee, 3-0  
 Central Division Finals – Defeated #1 Chicago, 4-1  
 Western Conference Finals – Defeated #1 San Jose, 4-1  
 Calder Cup Finals – Defeated #1 Syracuse, 4-2



**General Manager (DRW) – Ryan Martin**

**Head Coach – Todd Nelson**

**Assistant Coaches – Ben Simon, Bruce Ramsay, Mike Knuble**

**Goaltending Development Coach – Brian Mahoney-Wilson**

**Athletic Trainer – John Bernal**

**Equipment Manager – Brad Thompson**

### REGULAR SEASON

Player	GP	G	A	PTS	+/-	PIM	PP	SH	GW	FG	OT	UG	SHT	PCT
Lorito, Matt	61	22	34	56	5	25	5	1	4	1	1	0	139	15.8%
Street, Ben	62	25	30	55	4	16	10	2	6	7	1	2	199	12.6%
Svechnikov, Evgeny	74	20	31	51	0	62	6	0	5	4	1	1	187	10.7%
Frk, Martin	65	27	23	50	-4	58	12	0	5	6	1	1	232	11.6%
Tangradi, Eric	54	17	27	44	16	53	8	0	4	1	1	1	134	12.7%
Callahan, Mitch	66	16	27	43	6	57	8	1	2	3	0	0	141	11.3%
Crisuolo, Kyle	76	17	24	41	15	14	4	0	3	3	0	1	147	11.6%
Nosek, Tomas	51	15	26	41	4	33	7	2	1	2	0	2	94	16.0%
Bertuzzi, Tyler	48	12	25	37	15	37	2	0	3	1	0	1	117	10.3%
Ford, Matthew	51	14	21	35	6	28	6	1	1	1	0	0	123	11.4%
Hicketts, Joe	73	7	27	34	15	40	1	0	2	2	1	1	109	6.4%
Russo, Robbie	58	7	25	32	15	37	3	0	2	1	0	0	119	5.9%
Campbell, Colin	57	9	11	20	-2	35	0	1	1	3	0	1	127	7.1%
Turgeon, Dominic	71	6	12	18	7	6	0	0	1	0	0	0	79	7.6%
Paetsch, Nathan	73	1	17	18	15	30	0	0	0	1	0	1	79	1.3%
Renouf, Dan	67	3	13	16	12	95	0	0	1	1	0	0	50	6.0%
Lashoff, Brian	62	3	8	11	-2	32	0	0	0	0	0	0	73	4.1%
Allen, Conor	56	1	10	11	-4	49	0	0	0	0	0	0	47	2.1%
Mantha, Anthony	10	8	2	10	2	6	4	0	1	2	0	0	34	23.5%
Aubry, Louis-Marc	36	4	5	9	-1	17	0	1	1	1	0	1	59	6.8%
Sadowy, Dylan	38	4	2	6	-4	18	0	0	0	1	0	0	51	7.8%
Jensen, Nick	27	1	5	6	8	6	1	0	0	0	0	0	44	2.3%
Borkowski, Mike	51	3	2	5	1	2	0	0	0	1	0	1	46	6.5%
McIlrath, Dylan	21	0	4	4	-3	42	0	0	0	0	0	0	21	0.0%
Miller, Drew	7	2	1	3	2	0	0	0	0	0	0	0	8	25.0%
Shine, Dominik	8	0	3	3	-2	7	0	0	0	0	0	0	16	0.0%
Jurco, Tomas	2	1	1	2	0	6	1	0	0	0	0	0	7	14.3%
Holmstrom, Axel	7	1	1	2	-1	2	0	0	1	0	1	0	9	11.1%
Hronek, Filip	10	1	1	2	1	4	1	0	0	0	0	0	11	9.1%
Caito, Matt	13	1	1	2	1	6	1	0	0	0	0	0	20	5.0%
McCarron, Patrick	1	0	1	1	0	0	0	0	0	0	0	0	2	0.0%
Nastasiuk, Zach	7	0	1	1	-2	0	0	0	0	0	0	0	6	0.0%
Pasquale, Eddie	29	0	1	1	0	0	0	0	0	0	0	0	1	0.0%
Cholowski, Dennis	1	0	0	0	1	0	0	0	0	0	0	0	0	0.0%
Spink, Tylor	1	0	0	0	-2	0	0	0	0	0	0	0	1	0.0%
Smith, Givani	3	0	0	0	-2	2	0	0	0	0	0	0	2	0.0%
Howard, Jimmy	4	0	0	0	0	0	0	0	0	0	0	0	0	0.0%
Heeter, Cal	12	0	0	0	0	0	0	0	0	0	0	0	0	0.0%
Coreau, Jared	33	0	0	0	0	0	0	0	0	0	0	0	0	0.0%
Bench	76	3		3		20								
<b>Griffins Totals</b>	<b>76</b>	<b>251</b>	<b>422</b>	<b>670</b>		<b>845</b>	<b>80</b>	<b>9</b>	<b>44</b>	<b>42</b>	<b>7</b>	<b>14</b>	<b>2537</b>	<b>9.8%</b>
<b>Opponent Totals</b>	<b>76</b>	<b>190</b>				<b>1075</b>	<b>46</b>	<b>8</b>	<b>24</b>	<b>34</b>	<b>1</b>		<b>2241</b>	<b>8.3%</b>

### REGULAR SEASON

Goalie	GP	MIN	GAA	W	L	SOL	EN	SO	GA	SAVES	SPCT
Heeter, Cal	12	723:44	2.07	10	2	0	0	1	25	350	0.933
Howard, Jimmy	4	227:23	2.11	3	1	0	0	1	8	92	0.920
Coreau, Jared	33	1979:02	2.33	19	11	3	5	2	77	849	0.917
Pasquale, Eddie	29	1653:32	2.43	15	9	3	3	4	67	760	0.919
<b>Griffins Totals</b>	<b>78</b>	<b>4617:15</b>	<b>2.40</b>	<b>47</b>	<b>23</b>	<b>6</b>	<b>8</b>	<b>8</b>	<b>185</b>	<b>2051</b>	<b>0.917</b>
<b>Opponent Totals</b>	<b>78</b>	<b>4617:15</b>	<b>3.22</b>	<b>29</b>	<b>37</b>	<b>10</b>	<b>13</b>	<b>4</b>	<b>248</b>	<b>2286</b>	<b>0.902</b>

**2016-17 SEASON**

**REGULAR SEASON**

Scoring by Period

1st PER		2nd PER		3rd PER		OVERTIME		SHOOTOUT		TOTALS	
GF	GA	GF	GA	GF	GA	GF	GA	GF	GA	GF	GA
75	53	78	72	88	59	7	1	3	5	251	190

Shots by Period

1st PER		2nd PER		3rd PER		OVERTIME		SHOOTOUT		TOTALS	
SF	SA	SF	SA	SF	SA	SF	SA	SF	SA	SF	SA
807	744	888	731	801	716	38	45	3	5	2537	2241

Power Play: 80-328 (24.4%) 1st of 30 in AHL  
 Penalty Kill: 222-268 (82.8%) 11th of 30 in AHL

**PLAYOFFS**

Player	GP	G	A	PTS	+/-	PIM	PP	SH	GW	FG	OT	UG	SHT	PCT
Nosek, Tomas	19	10	12	22	4	18	5	0	4	1	1	0	56	17.9%
Street, Ben	19	8	13	21	4	2	0	0	2	1	1	0	64	12.5%
Bertuzzi, Tyler	19	9	10	19	1	50	0	0	2	0	0	0	38	23.7%
Tangradi, Eric	19	2	17	19	6	12	0	0	0	1	0	0	57	3.5%
Callahan, Mitch	19	6	10	16	10	18	1	0	2	2	0	0	45	13.3%
Frk, Martin	16	5	10	15	3	20	1	0	1	2	0	0	43	11.6%
Lorito, Matt	19	7	6	13	3	4	3	0	1	0	0	0	55	12.7%
Ford, Matthew	19	8	4	12	-2	24	6	0	1	1	0	0	51	15.7%
Svechnikov, Evgeny	19	5	7	12	0	20	3	0	0	1	0	0	50	10.0%
Crisuolo, Kyle	19	5	4	9	6	14	0	0	1	0	1	1	35	14.3%
Hicketts, Joe	19	1	7	8	8	8	0	0	0	0	0	0	30	3.3%
Paetsch, Nathan	19	2	5	7	1	8	0	0	0	0	0	0	17	11.8%
Russo, Robbie	19	0	7	7	-2	22	0	0	0	0	0	0	41	0.0%
McIlrath, Dylan	19	0	5	5	10	25	0	0	0	0	0	0	16	0.0%
Renouf, Dan	19	2	2	4	7	6	0	0	1	0	0	1	17	11.8%
Lashoff, Brian	17	1	3	4	3	12	0	0	0	1	0	0	12	8.3%
Campbell, Colin	17	0	4	4	0	15	0	0	0	0	0	0	23	0.0%
Turgeon, Dominic	19	1	1	2	-2	2	0	0	0	0	0	0	19	5.3%
Holmstrom, Axel	4	1	0	1	2	0	0	0	0	0	0	0	2	50.0%
Borkowski, Mike	1	0	0	0	-1	0	0	0	0	0	0	0	1	0.0%
Pasquale, Eddie	1	0	0	0	0	0	0	0	0	0	0	0	0	0.0%
Hronek, Filip	2	0	0	0	-2	6	0	0	0	0	0	0	0	0.0%
Coreau, Jared	19	0	0	0	0	2	0	0	0	0	0	0	0	0.0%
Bench	19	0	0	0	0	2	0	0	0	0	0	0	0	0.0%
<b>Griffins Totals</b>	<b>19</b>	<b>73</b>	<b>127</b>	<b>200</b>		<b>290</b>	<b>19</b>	<b>0</b>	<b>15</b>	<b>10</b>	<b>3</b>	<b>2</b>	<b>672</b>	<b>10.9%</b>
<b>Opponent Totals</b>	<b>19</b>	<b>55</b>				<b>298</b>	<b>12</b>	<b>3</b>	<b>4</b>	<b>9</b>	<b>0</b>		<b>616</b>	<b>8.9%</b>

**PLAYOFFS**

Goalie	GP	MIN	GAA	W	L	EN	SO	GA	SAVES	SPCT
Pasquale, Eddie	1	40:37	0.00	0	0	0	0	0	19	1.000
Coreau, Jared	19	1140:48	2.84	15	4	1	0	54	542	0.909
<b>Griffins Totals</b>	<b>19</b>	<b>1186:37</b>	<b>2.78</b>	<b>15</b>	<b>4</b>	<b>1</b>	<b>0</b>	<b>55</b>	<b>561</b>	<b>0.911</b>
<b>Opponent Totals</b>	<b>19</b>	<b>1186:37</b>	<b>3.69</b>	<b>4</b>	<b>15</b>	<b>5</b>	<b>0</b>	<b>73</b>	<b>599</b>	<b>0.891</b>

**PLAYOFFS**

Scoring by Period

1st PER		2nd PER		3rd PER		OVERTIME		TOTALS	
GF	GA	GF	GA	GF	GA	GF	GA	GF	GA
23	25	23	14	24	16	3	0	73	55

Shots by Period

1st PER		2nd PER		3rd PER		OVERTIME		TOTALS	
SF	SA	SF	SA	SF	SA	SF	SA	SF	SA
219	204	247	176	182	209	24	27	672	616

Power Play: 19-89 (21.3%) T2nd of 16 in AHL  
 Penalty Kill: 78-90 (86.7%) T6th of 16 in AHL

## 2016-17 RESULTS

GAME	DATE	OPP/HOME ATT.	SCORE	RECORD	GAME	DATE	OPP/HOME ATT.	SCORE	RECORD
1	10/14	CHI (10,834)	3-1 W	1-0-0-0	39	1/20	CHI (10,153)	3-2 W	26-10-1-2
2	10/15	@ Chi	4-2 W	2-0-0-0	40	1/21	CLE (10,834)	5-0 W	27-10-1-2
3	10/18	@ Iow	4-3 W	3-0-0-0	41	1/25	IOW (9,935)	1-2 L	27-11-1-2
4	10/21	RFD (5,236)	1-2 L	3-1-0-0	42	1/27	SJ (8,385)	1-4 L	27-12-1-2
5	10/22	CLE (4,612)	3-2 W	4-1-0-0	43	1/28	STK (8,944)	2-1 W	28-12-1-2
6	10/28	@ Cha	2-4 L	4-2-0-0	44	2/3	@ Chi	5-2 W	29-12-1-2
7	10/29	@ Cha	0-3 L	4-3-0-0	45	2/4	MIL (10,834)	4-5 L	29-13-1-2
8	11/4	IOW (7,420)	4-1 W	5-3-0-0	46	2/8	MTB (6,106)	4-1 W	30-13-1-2
9	11/5	CHI (6,403)	2-4 L	5-4-0-0	47	2/10	@ Iow	2-4 L	30-14-1-2
10	11/9	CLE (4,049)	5-4 SOW	6-4-0-0	48	2/11	@ Iow	4-3 SOW	31-14-1-2
11	11/11	RFD (8,505)	3-0 W	7-4-0-0	49	2/15	MTB (4,403)	7-5 W	32-14-1-2
12	11/12	@ Mil	4-3 OTW	8-4-0-0	50	2/17	SA (9,287)	5-1 W	33-14-1-2
13	11/16	TEX (5,512)	6-3 W	9-4-0-0	51	2/18	SA (9,485)	6-0 W	34-14-1-2
14	11/18	TEX (7,510)	3-4 L	9-5-0-0	52	2/24	MIL (8,573)	3-5 L	34-15-1-2
15	11/23	@ Mil	1-3 L	9-6-0-0	53	2/25	MIL (10,834)	6-2 W	35-15-1-2
16	11/25	CLE (8,901)	5-3 W	10-6-0-0	54	2/28	@ Cle	1-4 L	35-16-1-2
17	11/26	@ Cle	6-2 W	11-6-0-0	55	3/3	@ Sa	4-2 W	36-16-1-2
18	11/30	CLE (6,405)	2-3 SOL	11-6-0-1	56	3/4	@ Tex	5-2 W	37-16-1-2
19	12/2	IOW (8,093)	3-4 SOL	11-6-0-2	57	3/7	@ Sa	3-0 W	38-16-1-2
20	12/3	@ Rfd	4-1 W	12-6-0-2	58	3/8	@ Tex	4-5 L	38-17-1-2
21	12/6	@ Cle	2-3 OTL	12-6-1-2	59	3/11	@ Sj	0-1 SOL	38-17-1-3
22	12/7	CHI (4,521)	6-5 OTW	13-6-1-2	60	3/12	@ Stk	4-5 SOL	38-17-1-4
23	12/9	MIL (7,748)	3-1 W	14-6-1-2	61	3/17	CHI (8,588)	5-4 OTW	39-17-1-4
24	12/11	@ Chi	1-4 L	14-7-1-2	62	3/18	@ Chi	3-2 OTW	40-17-1-4
25	12/15	@ Chi	7-1 W	15-7-1-2	63	3/19	@ Mil	3-6 L	40-18-1-4
26	12/17	@ Cha	6-1 W	16-7-1-2	64	3/24	RFD (10,236)	5-3 W	41-18-1-4
27	12/18	@ Cha	3-1 W	17-7-1-2	65	3/25	@ Rfd	4-0 W	42-18-1-4
28	12/21	MIL (9,761)	3-0 W	18-7-1-2	66	3/26	@ Mil	3-2 W	43-18-1-4
29	12/28	@ Cle	3-2 W	19-7-1-2	67	3/29	MIL (9,608)	2-3 L	43-19-1-4
30	12/30	@ Cle	0-4 L	19-8-1-2	68	3/31	CHA (8,700)	1-3 L	43-20-1-4
31	12/31	RFD (10,834)	5-2 W	20-8-1-2	69	4/1	@ Rfd	1-4 L	43-21-1-4
32	1/4	IOW (8,515)	6-5 W	21-8-1-2	70	4/4	@ Mtb	1-3 L	43-22-1-4
33	1/6	CHA (7,688)	1-2 L	21-9-1-2	71	4/5	@ Mtb	2-1 OTW	44-22-1-4
34	1/7	RFD (9,502)	6-1 W	22-9-1-2	72	4/8	CLE (10,009)	0-4 L	44-23-1-4
35	1/13	@ Mil	3-0 W	23-9-1-2	73	4/9	@ Cle	3-4 SOL	44-23-1-5
36	1/14	@ Rfd	5-2 W	24-9-1-2	74	4/12	CHA (7,025)	2-1 SOW	45-23-1-5
37	1/16	@ Rfd	1-3 L	24-10-1-2	75	4/14	CHA (9,324)	3-2 OTW	46-23-1-5
38	1/18	@ Iow	3-2 OTW	25-10-1-2	76	4/15	@ Mil	5-1 W	47-23-1-5

## Central Division Semifinals - #2 Grand Rapids defeated #3 Milwaukee, 3-0

P1	4/21	MIL (7,504)	4-3 OTW	1-0
P2	4/23	MIL (6,529)	5-2 W	2-0
P3	4/26	@ Mil	3-2 OTW	3-0

## Central Division Finals - #2 Grand Rapids defeated #1 Chicago, 4-1

P4	5/3	@ Chi	4-1 W	1-0
P5	5/5	@ Chi	3-7 L	1-1
P6	5/6	CHI (8,764)	4-2 W	2-1
P7	5/8	CHI (6,103)	6-3 W	3-1
P8	5/13	@ Chi	5-2 W	4-1

## Western Conference Finals - #2 Grand Rapids defeated #1 San Jose, 4-1

P9	5/20	@ Sj	3-1 W	1-0
P10	5/21	@ Sj	2-4 L	1-1
P11	5/24	SJ (6,009)	4-2 W	2-1
P12	5/26	SJ (8,707)	6-2 W	3-1
P13	5/27	SJ (8,876)	4-2 W	4-1

## Calder Cup Finals - #2 Grand Rapids defeated #1 Syracuse, 4-2

P14	6/2	SYR (8,857)	3-2 W	1-0
P15	6/3	SYR (10,834)	6-5 2OTW	2-0
P16	6/7	@ Syr	3-5 L	2-1
P17	6/9	@ Syr	3-2 W	3-1
P18	6/10	@ Syr	1-5 L	3-2
P19	6/13	SYR (10,834)	4-3 W	4-2

**2016-17 SEASON**

**OPENING NIGHT LINEUP**

2	Hicketts	D	28	Lorito	F
4	Paetsch	D	29	Sadowy	F
5	Russo	D	31	Coreau	G
8	Mantha	F	37	Nastasiuk	F
14	Jensen	D	39	Bertuzzi	F
15	Callahan	F	40	Pasquale	G
18	Lashoff	D	44	Allen	D
22	Aubry	F	45	C. Campbell	F
23	Turgeon	F	51	Crisuolo	F
26	Tangradi	F	77	Svechnikov	F

**SEASON FINALE LINEUP**

2	Hicketts	D	27	Frk	F
4	Paetsch	D	28	Lorito	F
5	Russo	D	31	Coreau	G
10	Street	F	39	Bertuzzi	F
15	Callahan	F	40	Pasquale	G
18	Lashoff	D	45	C. Campbell	F
19	Nosek	F	51	Crisuolo	F
20	Renouf	D	52	McIlrath	D
23	Turgeon	F	55	Ford	F
26	Tangradi	F	77	Svechnikov	F



**CALDER CUP CHAMPIONS**



**2017 CALDER CUP CHAMPIONS – GRAND RAPIDS GRIFFINS**

Conor Allen	Joe Hicketts	Robbie Russo
Tyler Bertuzzi	Axel Holmstrom	Dylan Sadowy
Mike Borkowski	Filip Hronek	Ben Street
Mitch Callahan	Brian Lashoff	Evgeny Svechnikov
Colin Campbell	Matt Lorito	Eric Tangradi
Daniel Cleary	Dylan McIlrath	Dominic Turgeon
Kyle Crisuolo	Tomas Nosek	Jared Coreau (G)
Matthew Ford	Nathan Paetsch	Cal Heeter (G)
Martin Frk	Dan Renouf	Eddie Pasquale (G)

**2015-16 SEASON**

**Regular Season – 4th of 8 in Central Division, 7th of 15 in Western Conference, 12th of 30 in AHL**

Overall: 44-30-1-1, 90 points  
 Home: 25-12-1-0, 51 points  
 Road: 19-18-0-1, 39 points

**Playoffs – Lost in Central Division Finals**

Central Division Semifinals – Defeated #1 Milwaukee, 3-0  
 Central Division Finals – Lost to #2 Lake Erie, 2-4



**General Manager (DRW) – Ryan Martin**

**Head Coach – Todd Nelson**

**Assistant Coaches – Ben Simon, Bruce Ramsay, Mike Knuble**

**Goaltending Development Coach – Jeff Salajko**

**Athletic Trainer – John Bernal**

**Equipment Manager – Brad Thompson**

**REGULAR SEASON**

Player	GP	G	A	PTS	+/-	PIM	PP	SH	GW	FG	OT	UG	SHT	PCT
Miele, Andy	75	18	44	62	18	77	2	2	3	4	1	2	148	12.2%
Tangradi, Eric	72	28	28	56	17	66	7	0	5	5	1	1	192	14.6%
Zengerle, Mark	72	9	38	47	2	34	1	0	3	1	1	0	89	10.1%
Mantha, Anthony	60	21	24	45	13	32	4	0	4	5	0	3	150	14.0%
Frk, Martin	67	27	17	44	0	89	11	0	4	5	0	0	193	14.0%
Russo, Robbie	71	5	34	39	40	42	1	0	2	2	0	0	126	4.0%
Sproul, Ryan	75	12	23	35	0	22	7	0	2	3	1	2	173	6.9%
Callahan, Mitch	62	19	13	32	3	94	4	0	1	2	1	0	139	13.7%
Nosek, Tomas	70	15	15	30	13	42	0	2	3	4	1	0	129	11.6%
Bertuzzi, Tyler	71	12	18	30	7	133	4	0	1	2	0	1	148	8.1%
Aubry, Louis-Marc	75	12	17	29	8	87	0	1	2	1	0	4	139	8.6%
Ouellet, Xavier	61	4	25	29	18	66	1	0	2	0	1	0	144	2.8%
Paetsch, Nathan	73	4	20	24	14	26	0	0	3	0	0	0	109	3.7%
Jensen, Nick	75	3	16	19	1	17	0	0	1	1	1	0	94	3.2%
Campbell, Colin	70	10	8	18	12	58	0	2	2	0	0	0	132	7.6%
Athanasious, Andreas	26	8	8	16	-6	9	1	0	1	3	0	0	54	14.8%
Lashoff, Brian	74	1	15	16	4	30	0	0	1	0	0	0	93	1.1%
Cleary, Daniel	35	3	12	15	9	8	0	0	0	0	0	0	41	7.3%
Hoggan, Jeff	67	9	3	12	3	22	0	0	1	1	0	3	103	8.7%
Jurco, Tomas	5	5	4	9	4	4	4	0	0	1	0	0	11	45.5%
Nastasiuk, Zach	27	3	5	8	6	4	0	0	0	0	0	0	31	9.7%
Andersson, Joakim	19	3	2	5	2	2	0	1	1	0	0	0	23	13.0%
Kindl, Jakob	10	3	1	4	-2	12	2	0	0	1	0	1	24	12.5%
Chouinard, Joel	9	1	3	4	3	0	0	0	1	0	0	0	6	16.7%
Jenks, A.J.	5	2	1	3	1	5	0	0	0	1	0	0	6	33.3%
Coreau, Jared	47	0	2	2	0	6	0	0	0	0	0	0	0	0.0%
Hirschfeld, Alden	5	0	1	1	1	2	0	0	0	0	0	0	3	0.0%
Renouf, Dan	6	0	1	1	0	5	0	0	0	0	0	0	5	0.0%
McCollum, Tom	30	0	1	1	0	4	0	0	0	0	0	0	0	0.0%
Tvrdon, Marek	1	0	0	0	0	0	0	0	0	0	0	0	1	0.0%
Czarnowczan, Scott	2	0	0	0	3	0	0	0	0	0	0	0	2	0.0%
Nedomlel, Richard	2	0	0	0	1	20	0	0	0	0	0	0	0	0.0%
Paterson, Jake	2	0	0	0	0	0	0	0	0	0	0	0	0	0.0%
Crisuolo, Kyle	4	0	0	0	2	0	0	0	0	0	0	0	7	0.0%
Marchenko, Alexey	4	0	0	0	-2	2	0	0	0	0	0	0	3	0.0%
Grant, Triston	6	0	0	0	-1	19	0	0	0	0	0	0	7	0.0%
Rechlicz, Joel	12	0	0	0	-1	35	0	0	0	0	0	0	4	0.0%
Bench	76	1		1		22								
<b>Griffins Totals</b>	<b>76</b>	<b>238</b>	<b>399</b>	<b>636</b>		<b>1096</b>	<b>49</b>	<b>8</b>	<b>43</b>	<b>42</b>	<b>8</b>	<b>17</b>	<b>2530</b>	<b>9.4%</b>
<b>Opponent Totals</b>	<b>76</b>	<b>195</b>				<b>1077</b>	<b>49</b>	<b>7</b>	<b>31</b>	<b>34</b>	<b>1</b>		<b>2404</b>	<b>8.1%</b>

**REGULAR SEASON**

Goalie	GP	MIN	GAA	W	L	SOL	EN	SO	GA	SAVES	SPCT
McCullum, Tom	30	1686:03	2.42	15	13	0	4	1	68	818	0.923
Coreau, Jared	47	2741:36	2.43	29	15	2	5	6	111	1314	0.922
Paterson, Jake	2	115:55	3.11	0	2	0	0	0	6	77	0.928
<b>Griffins Totals</b>	<b>76</b>	<b>4589:29</b>	<b>2.54</b>	<b>44</b>	<b>30</b>	<b>2</b>	<b>9</b>	<b>7</b>	<b>194</b>	<b>2209</b>	<b>0.919</b>
<b>Opponent Totals</b>	<b>76</b>	<b>4589:29</b>	<b>3.10</b>	<b>32</b>	<b>35</b>	<b>9</b>	<b>10</b>	<b>8</b>	<b>237</b>	<b>2292</b>	<b>0.906</b>

## 2015-16 SEASON

### REGULAR SEASON

#### Scoring by Period

1st PER		2nd PER		3rd PER		OVERTIME		SHOOTOUT		TOTALS	
GF	GA	GF	GA	GF	GA	GF	GA	GF	GA	GF	GA
77	68	70	61	82	64	8	1	1	1	238	195

#### Shots by Period

1st PER		2nd PER		3rd PER		OVERTIME		SHOOTOUT		TOTALS	
SF	SA	SF	SA	SF	SA	SF	SA	SF	SA	SF	SA
855	792	814	820	838	778	22	13	1	1	2530	2404

Power Play: 49-311 (15.8%) 22nd of 30 in AHL

Penalty Kill: 251-300 (83.7%) T13th of 30 in AHL

### PLAYOFFS

Player	GP	G	A	PTS	+/-	PIM	PP	SH	GW	FG	OT	UG	SHT	PCT
Mantha, Anthony	9	4	7	11	6	8	2	0	1	1	0	0	25	16.0%
Sproul, Ryan	9	2	7	9	4	8	0	0	0	1	0	1	30	6.7%
Bertuzzi, Tyler	9	7	1	8	7	8	1	0	2	0	0	0	20	35.0%
Miele, Andy	9	2	5	7	7	12	1	0	0	0	0	0	15	13.3%
Athanasiodi, Andreas	6	2	3	5	2	2	0	0	1	0	0	0	9	22.2%
Tangradi, Eric	7	2	3	5	4	4	1	0	0	1	0	0	24	8.3%
Russo, Robbie	9	1	4	5	1	9	0	0	0	0	0	0	6	16.7%
Ouellet, Xavier	9	2	2	4	1	6	1	0	0	0	0	0	15	13.3%
Frk, Martin	4	1	3	4	1	2	0	0	1	0	0	0	8	12.5%
Zengerle, Mark	8	0	4	4	1	2	0	0	0	0	0	0	14	0.0%
Lashoff, Brian	9	2	1	3	3	0	0	1	0	0	0	1	11	18.2%
Paetsch, Nathan	9	1	2	3	4	4	1	0	0	0	0	0	11	9.1%
Campbell, Colin	9	1	1	2	-1	7	0	0	0	0	0	1	7	14.3%
Callahan, Mitch	9	0	2	2	-3	9	0	0	0	0	0	0	20	0.0%
Jensen, Nick	9	0	2	2	2	0	0	0	0	0	0	0	11	0.0%
Aubry, Louis-Marc	9	1	0	1	-1	0	0	0	0	0	0	0	12	8.3%
Nosek, Tomas	9	1	0	1	2	6	0	0	0	0	0	0	11	9.1%
Svechnikov, Evgeny	2	0	1	1	-2	0	0	0	0	0	0	0	3	0.0%
Hoggan, Jeff	9	0	1	1	1	4	0	0	0	0	0	0	8	0.0%
Coreau, Jared	3	0	0	0	0	2	0	0	0	0	0	0	0	0.0%
McCollum, Tom	7	0	0	0	0	2	0	0	0	0	0	0	0	0.0%
Cleary, Daniel	9	0	0	0	-2	6	0	0	0	0	0	0	7	0.0%
Bench	9	0	0	0	6									
<b>Griffins Totals</b>	<b>9</b>	<b>29</b>	<b>49</b>	<b>78</b>		<b>107</b>	<b>7</b>	<b>1</b>	<b>5</b>	<b>3</b>	<b>0</b>	<b>3</b>	<b>267</b>	<b>10.9%</b>
<b>Opponent Totals</b>	<b>9</b>	<b>21</b>				<b>121</b>	<b>7</b>	<b>0</b>	<b>4</b>	<b>6</b>	<b>2</b>		<b>296</b>	<b>7.1%</b>

### PLAYOFFS

Goalie	GP	MIN	GAA	W	L	EN	SO	GA	SAVES	SPCT
Coreau, Jared	3	158:46	1.89	2	1	0	0	5	94	0.949
McCollum, Tom	7	401:22	2.39	3	3	0	0	16	181	0.919
<b>Griffins Totals</b>	<b>9</b>	<b>564:55</b>	<b>2.23</b>	<b>5</b>	<b>4</b>	<b>0</b>	<b>0</b>	<b>21</b>	<b>275</b>	<b>0.929</b>
<b>Opponent Totals</b>	<b>9</b>	<b>564:55</b>	<b>3.08</b>	<b>4</b>	<b>5</b>	<b>0</b>	<b>0</b>	<b>29</b>	<b>238</b>	<b>0.891</b>

### PLAYOFFS

#### Scoring by Period

1st PER		2nd PER		3rd PER		OVERTIME		TOTALS	
GF	GA	GF	GA	GF	GA	GF	GA	GF	GA
6	9	16	6	7	4	0	2	29	21

#### Shots by Period

1st PER		2nd PER		3rd PER		OVERTIME		TOTALS	
SF	SA	SF	SA	SF	SA	SF	SA	SF	SA
88	100	89	88	79	94	11	14	267	296

Power Play: 7-43 (16.3%) 7th of 16 in AHL

Penalty Kill: 34-41 (82.9%) 11th of 16 in AHL

**2015-16 RESULTS**

GAME	DATE	OPP/HOME ATT.	SCORE	RECORD
1	10/9	@ Bak	0-1 L	0-1-0-0
2	10/10	@ Sd	2-4 L	0-2-0-0
3	10/16	SA (10,834)	2-3 L	0-3-0-0
4	10/17	SA (3,863)	0-4 L	0-4-0-0
5	10/21	CHA (4,125)	4-3 W	1-4-0-0
6	10/23	CHA (5,369)	1-3 L	1-5-0-0
7	10/30	@ Tor	1-6 L	1-6-0-0
8	11/6	RFD (8,041)	1-4 L	1-7-0-0
9	11/11	IOW (5,277)	5-2 W	2-7-0-0
10	11/13	@ Le	2-3 SOL	2-7-0-1
11	11/14	@ Le	1-5 L	2-8-0-1
12	11/18	RFD (6,407)	3-2 W	3-8-0-1
13	11/20	SD (8,240)	7-4 W	4-8-0-1
14	11/21	@ Chi	2-1 W	5-8-0-1
15	11/25	IOW (8,589)	5-1 W	6-8-0-1
16	11/27	@ Mil	6-0 W	7-8-0-1
17	11/28	LE (7,063)	3-2 OTW	8-8-0-1
18	12/4	CHI (8,632)	3-1 W	9-8-0-1
19	12/5	LE (5,750)	4-1 W	10-8-0-1
20	12/9	MIL (9,192)	4-1 W	11-8-0-1
21	12/12	@ Rfd	4-1 W	12-8-0-1
22	12/13	@ Iow	4-3 OTW	13-8-0-1
23	12/16	@ Le	3-2 W	14-8-0-1
24	12/18	TEX (7,311)	5-4 W	15-8-0-1
25	12/19	TEX (8,028)	6-1 W	16-8-0-1
26	12/26	@ Le	7-3 W	17-8-0-1
27	12/27	@ Le	2-3 L	17-9-0-1
28	12/29	@ Mil	0-3 L	17-10-0-1
29	12/31	MIL (10,834)	3-0 W	18-10-0-1
30	1/3	@ Mtb	4-1 W	19-10-0-1
31	1/5	@ Mtb	1-2 L	19-11-0-1
32	1/8	MIL (7,514)	4-2 W	20-11-0-1
33	1/9	LE (9,246)	4-3 SOW	21-11-0-1
34	1/12	@ Cha	5-3 W	22-11-0-1
35	1/13	@ Cha	3-4 L	22-12-0-1
36	1/15	LE (8,067)	1-0 OTW	23-12-0-1
37	1/17	CHI (9,044)	3-4 OTL	23-12-1-1
38	1/20	@ Le	3-2 OTW	24-12-1-1

GAME	DATE	OPP/HOME ATT.	SCORE	RECORD
39	1/22	RCH (8,684)	3-5 L	24-13-1-1
40	1/23	RCH (10,834)	0-2 L	24-14-1-1
41	1/27	TOR (6,001)	0-4 L	24-15-1-1
42	1/29	TOR (10,128)	2-4 L	24-16-1-1
43	1/30	@ Mil	3-7 L	24-17-1-1
44	2/5	@ Rfd	9-1 W	25-17-1-1
45	2/6	RFD (10,191)	4-3 OTW	26-17-1-1
46	2/12	@ Iow	2-4 L	26-18-1-1
47	2/13	@ Iow	4-3 W	27-18-1-1
48	2/14	@ Rfd	2-4 L	27-19-1-1
49	2/17	MIL (9,376)	4-1 W	28-19-1-1
50	2/19	CHA (9,526)	2-4 L	28-20-1-1
51	2/20	CHA (10,231)	5-2 W	29-20-1-1
52	2/23	@ Chi	5-0 W	30-20-1-1
53	2/26	IOW (8,280)	4-1 W	31-20-1-1
54	2/27	IOW (9,547)	3-0 W	32-20-1-1
55	2/28	CHI (8,036)	4-3 OTW	33-20-1-1
56	3/2	RFD (10,017)	2-1 OTW	34-20-1-1
57	3/4	@ Cha	4-0 W	35-20-1-1
58	3/5	@ Cha	2-1 W	36-20-1-1
59	3/11	MTB (9,290)	7-2 W	37-20-1-1
60	3/12	MTB (10,834)	5-1 W	38-20-1-1
61	3/13	@ Chi	4-0 W	39-20-1-1
62	3/16	@ Tex	4-1 W	40-20-1-1
63	3/19	@ Tex	6-5 OTW	41-20-1-1
64	3/20	@ Sa	0-2 L	41-21-1-1
65	3/22	@ Sa	1-2 L	41-22-1-1
66	3/26	LE (10,054)	2-5 L	41-23-1-1
67	3/29	@ Mil	1-4 L	41-24-1-1
68	4/1	@ Rch	6-1 W	42-24-1-1
69	4/2	@ Tor	3-6 L	42-25-1-1
70	4/3	@ Rch	5-2 W	43-25-1-1
71	4/8	CHI (10,834)	4-3 W	44-25-1-1
72	4/9	@ Chi	3-4 L	44-26-1-1
73	4/11	@ Iow	0-3 L	44-27-1-1
74	4/13	LE (10,834)	3-5 L	44-28-1-1
75	4/15	@ Rfd	0-4 L	44-29-1-1
76	4/16	BAK (10,506)	2-3 L	44-30-1-1

**Central Division Semifinals - #4 Grand Rapids defeated #1 Milwaukee, 3-0**

P1	4/22	@ Mil	3-1 W	1-0
P2	4/23	@ Mil	2-1 W	2-0
P3	4/26	MIL (7,915)	4-1 W	3-0

**Central Division Finals - #4 Grand Rapids lost to #2 Lake Erie, 2-4**

P4	5/5	@ Le	2-3 OTL	0-1
P5	5/7	@ Le	3-4 L	0-2
P6	5/8	LE (5,683)	1-2 L	0-3
P7	5/10	LE (6,544)	5-4 W	1-3
P8	5/14	@ Le	6-1 W	2-3
P9	5/16	LE (6,558)	3-4 OTL	2-4

**OPENING NIGHT LINEUP**

4	Paetsch	D	18	Lashoff	D
5	Russo	D	19	Nosek	F
7	Sproul	D	21	Miele	F
8	Mantha	F	22	Aubry	F
9	Zengerle	F	26	Tangradi	F
10	Hoggan	F	27	Frk	F
11	Athanasiou	F	30	McCollum	G
14	Jensen	D	31	Coreau	G
15	Callahan	F	39	Bertuzzi	F
16	Ouellet	D	45	C. Campbell	F

**SEASON FINALE LINEUP**

4	Paetsch	D	16	Ouellet	D
5	Russo	D	18	Lashoff	D
7	Sproul	D	19	Nosek	F
8	Mantha	F	21	Miele	F
9	Zengerle	F	22	Aubry	F
10	Hoggan	F	29	Svechnikov	F
11	Cleary	F	30	McCollum	G
12	Athanasiou	F	31	Coreau	G
14	Jensen	D	39	Bertuzzi	F
15	Callahan	F	45	C. Campbell	F



## 2014-15 SEASON

**Regular Season – 1st of 5 in Midwest Division, 2nd of 15 in Western Conference, 3rd of 30 in AHL**

Overall: 46-22-6-2, 100 points  
 Home: 23-10-4-1, 51 points  
 Road: 23-12-2-1, 49 points

**Playoffs – Lost in Western Conference Finals**

Western Conference Quarterfinals – Defeated #7 Toronto, 3-2  
 Western Conference Semifinals – Defeated #4 Rockford, 4-1  
 Western Conference Finals – Lost to #1 Utica, 2-4



**General Manager (DRW)** – Ryan Martin

**Head Coach** – Jeff Blashill

**Assistant Coaches** – Pat Ferschweiler, Dave Noel-Bernier, Mike Knuble

**Goaltending Development Coach** – Jeff Salajko

**Athletic Trainer** – John Bernal

**Equipment Manager** – Brad Thompson

**REGULAR SEASON**

Player	GP	G	A	PTS	+/-	PIM	PP	SH	GW	FG	OT	UG	SHT	PCT
Miele, Andy	71	26	44	70	10	42	8	0	5	5	3	1	145	17.9%
Pulkkinen, Teemu	46	34	27	61	1	30	10	0	6	4	1	2	189	18.0%
Ferraro, Landon	70	27	15	42	14	61	0	3	4	2	1	4	235	11.5%
Porter, Kevin	76	16	23	39	-11	25	2	0	5	6	1	1	133	12.0%
Callahan, Mitch	48	16	22	38	3	24	4	0	2	3	0	1	129	12.4%
Paetsch, Nathan	75	8	30	38	24	42	1	0	1	1	1	0	153	5.2%
Zengerle, Mark	72	15	22	37	17	8	4	0	4	4	0	1	82	18.3%
Nosek, Tomas	55	11	23	34	30	22	1	3	0	2	0	3	111	9.9%
Mantha, Anthony	62	15	18	33	5	64	6	0	1	4	0	3	140	10.7%
Athanasious, Andreas	55	16	16	32	17	25	1	2	5	0	1	1	117	13.7%
Hoggan, Jeff	76	14	17	31	23	39	3	0	2	3	0	0	131	10.7%
Tvrdon, Marek	51	10	19	29	17	16	3	0	1	1	0	2	98	10.2%
Jensen, Nick	75	6	21	27	30	15	1	0	2	1	0	0	87	6.9%
Sproul, Ryan	66	5	19	24	-5	26	1	0	2	0	1	0	158	3.2%
Marchenko, Alexey	51	3	17	20	22	26	2	0	0	0	0	1	49	6.1%
Aubry, Louis-Marc	67	5	11	16	9	52	0	0	1	2	0	1	83	6.0%
Ouellet, Xavier	52	1	15	16	0	24	0	0	0	1	0	0	110	0.9%
Frk, Martin	32	6	6	12	0	16	0	0	1	2	0	1	46	13.0%
Czarnowczan, Scott	29	2	8	10	11	30	0	0	0	0	0	0	14	14.3%
Lashoff, Brian	32	1	6	7	16	12	0	0	1	1	0	1	35	2.9%
Campbell, Colin	44	2	3	5	7	29	0	0	0	0	0	0	51	3.9%
Bruton, Chris	52	2	2	4	-2	124	0	0	0	0	0	0	31	6.5%
Evans, Brennan	54	1	3	4	10	71	0	0	0	0	0	0	40	2.5%
Backman, Mattias	18	0	4	4	-3	6	0	0	0	0	0	0	22	0.0%
McCollum, Tom	37	0	4	4	0	0	0	0	0	0	0	0	0	0.0%
Weiss, Stephen	3	2	0	2	0	0	1	0	0	1	0	0	4	50.0%
Hirschfeld, Alden	12	1	1	2	-1	10	0	0	1	0	0	0	11	9.1%
Bertuzzi, Tyler	2	1	0	1	-2	0	0	0	0	0	0	0	4	25.0%
Kindl, Jakob	2	1	0	1	2	2	0	0	0	0	0	0	3	33.3%
Mrazek, Petr	13	0	1	1	0	6	0	0	0	0	0	0	0	0.0%
Coreau, Jared	25	0	1	1	0	4	0	0	0	0	0	0	0	0.0%
Barnes, Tyler	2	0	0	0	0	0	0	0	0	0	0	0	1	0.0%
Chouinard, Joel	2	0	0	0	-1	0	0	0	0	0	0	0	2	0.0%
Gustavsson, Jonas	2	0	0	0	0	0	0	0	0	0	0	0	0	0.0%
Nagle, Pat	2	0	0	0	0	0	0	0	0	0	0	0	0	0.0%
Nightingale, Jared	2	0	0	0	0	0	0	0	0	0	0	0	0	0.0%
Bonis, Kyle	3	0	0	0	0	0	0	0	0	0	0	0	0	0.0%
Berschbach, Shane	5	0	0	0	-3	0	0	0	0	0	0	0	2	0.0%
Nastasiuk, Zach	6	0	0	0	-2	0	0	0	0	0	0	0	4	0.0%
Bench	76	2		2		18							2	
<b>Griffins Totals</b>	<b>76</b>	<b>249</b>	<b>398</b>	<b>645</b>		<b>869</b>	<b>48</b>	<b>8</b>	<b>44</b>	<b>43</b>	<b>9</b>	<b>23</b>	<b>2422</b>	<b>10.2%</b>
<b>Opponent Totals</b>	<b>76</b>	<b>185</b>				<b>1046</b>	<b>36</b>	<b>3</b>	<b>28</b>	<b>33</b>	<b>6</b>		<b>2243</b>	<b>8.2%</b>

**REGULAR SEASON**

Goalie	GP	MIN	GAA	W	L	SOL	EN	SO	GA	SAVES	SPCT
Nagle, Pat	2	77:13	0.78	1	0	0	0	0	1	34	0.971
Gustavsson, Jonas	2	119:04	2.02	1	1	0	1	0	4	59	0.937
Mrazek, Petr	13	756:32	2.06	9	2	0	1	3	26	331	0.927
Coreau, Jared	25	1474:39	2.20	16	8	1	3	3	54	685	0.927
McCollum, Tom	37	2171:02	2.40	19	11	1	6	1	87	949	0.916
<b>Griffins Totals</b>	<b>76</b>	<b>4639:15</b>	<b>2.37</b>	<b>46</b>	<b>28</b>	<b>2</b>	<b>11</b>	<b>7</b>	<b>183</b>	<b>2058</b>	<b>0.918</b>
<b>Opponent Totals</b>	<b>76</b>	<b>4639:15</b>	<b>3.19</b>	<b>30</b>	<b>44</b>	<b>2</b>	<b>13</b>	<b>4</b>	<b>247</b>	<b>2173</b>	<b>0.898</b>

## 2014-15 SEASON

### REGULAR SEASON

#### Scoring by Period

1st PER		2nd PER		3rd PER		OVERTIME		SHOOTOUT		TOTALS	
GF	GA	GF	GA	GF	GA	GF	GA	GF	GA	GF	GA
77	52	83	66	78	59	9	6	2	2	249	185

#### Shots by Period

1st PER		2nd PER		3rd PER		OVERTIME		SHOOTOUT		TOTALS	
SF	SA	SF	SA	SF	SA	SF	SA	SF	SA	SF	SA
804	748	806	778	756	658	54	57	2	2	2422	2243

Power Play: 48-283 (17.0%) T15th of 30 in AHL

Penalty Kill: 229-265 (86.4%) 6th of 30 in AHL

### PLAYOFFS

Player	GP	G	A	PTS	+/-	PIM	PP	SH	GW	FG	OT	UG	SHT	PCT
Pulkkinen, Teemu	16	14	4	18	-6	22	6	0	2	2	0	1	69	20.3%
Miele, Andy	16	3	11	14	0	20	1	0	0	0	0	0	44	6.8%
Bertuzzi, Tyler	14	7	5	12	4	10	1	0	4	1	1	0	29	24.1%
Zengerle, Mark	16	2	9	11	-2	2	2	0	0	0	0	0	17	11.8%
Athanasiou, Andreas	16	5	4	9	5	6	2	0	1	0	1	1	27	18.5%
Hoggan, Jeff	16	2	7	9	-13	26	0	0	0	0	0	0	40	5.0%
Nosek, Tomas	12	2	5	7	-10	4	1	1	0	0	0	1	22	9.1%
Tvrdon, Marek	13	2	4	6	0	2	1	0	0	0	0	0	19	10.5%
Ouellet, Xavier	16	1	5	6	6	8	1	0	0	1	0	0	30	3.3%
Larkin, Dylan	6	3	2	5	-1	6	1	0	0	1	0	0	12	25.0%
Mantha, Anthony	16	2	2	4	0	16	0	0	1	0	0	0	25	8.0%
Porter, Kevin	16	1	3	4	-4	14	0	0	0	1	0	0	19	5.3%
Marchenko, Alexey	11	0	4	4	-2	2	0	0	0	0	0	0	7	0.0%
Paetsch, Nathan	16	0	4	4	-2	2	0	0	0	0	0	0	24	0.0%
Aubry, Louis-Marc	16	3	0	3	2	16	0	0	0	1	0	0	20	15.0%
Lashoff, Brian	16	0	3	3	-6	4	0	0	0	0	0	0	15	0.0%
Frk, Martin	2	0	2	2	-2	0	0	0	0	0	0	0	0	0.0%
Evans, Brennan	16	0	2	2	2	31	0	0	0	0	0	0	6	0.0%
Hirschfeld, Alden	6	1	0	1	1	2	0	0	1	0	0	1	6	16.7%
Campbell, Colin	7	0	1	1	1	2	0	0	0	0	0	0	4	0.0%
Coreau, Jared	1	0	0	0	0	0	0	0	0	0	0	0	0	0.0%
Nastasiuk, Zach	4	0	0	0	0	0	0	0	0	0	0	0	5	0.0%
Sproul, Ryan	5	0	0	0	-3	0	0	0	0	0	0	0	11	0.0%
McCollum, Tom	15	0	0	0	0	0	0	0	0	0	0	0	0	0.0%
Bench	16	0				8							0	
<b>Griffins Totals</b>	<b>16</b>	<b>48</b>	<b>80</b>	<b>128</b>		<b>211</b>	<b>16</b>	<b>1</b>	<b>9</b>	<b>7</b>	<b>2</b>	<b>4</b>	<b>461</b>	<b>10.4%</b>
<b>Opponent Totals</b>	<b>16</b>	<b>46</b>				<b>282</b>	<b>9</b>	<b>1</b>	<b>7</b>	<b>9</b>	<b>0</b>		<b>480</b>	<b>9.6%</b>

### PLAYOFFS

Goalie	GP	MIN	GAA	W	L	EN	SO	GA	SAVES	SPCT
McCollum, Tom	15	894:52	2.55	9	6	3	0	38	413	0.916
Coreau, Jared	1	58:02	3.10	0	1	2	0	3	21	0.875
<b>Griffins Totals</b>	<b>16</b>	<b>965:18</b>	<b>2.86</b>	<b>9</b>	<b>7</b>	<b>5</b>	<b>0</b>	<b>46</b>	<b>434</b>	<b>0.904</b>
<b>Opponent Totals</b>	<b>16</b>	<b>965:18</b>	<b>2.98</b>	<b>7</b>	<b>9</b>	<b>3</b>	<b>1</b>	<b>48</b>	<b>413</b>	<b>0.896</b>

### PLAYOFFS

#### Scoring by Period

1st PER		2nd PER		3rd PER		OVERTIME		TOTALS	
GF	GA	GF	GA	GF	GA	GF	GA	GF	GA
15	13	15	14	16	19	2	0	48	46

#### Shots by Period

1st PER		2nd PER		3rd PER		OVERTIME		TOTALS	
SF	SA	SF	SA	SF	SA	SF	SA	SF	SA
160	158	140	158	157	158	4	6	461	480

Power Play: 16-66 (24.2%) 4th of 16 in AHL

Penalty Kill: 48-57 (84.2%) 7th of 16 in AHL

**2014-15 RESULTS**

GAME	DATE	OPP/HOME ATT.	SCORE	RECORD
1	10/10	LE (10,834)	0-4 L	0-1-0-0
2	10/11	@ Le	3-2 W	1-1-0-0
3	10/17	@ Cha	2-1 W	2-1-0-0
4	10/18	@ Cha	4-1 W	3-1-0-0
5	10/24	LE (6,064)	4-5 L	3-2-0-0
6	10/29	RFD (3,331)	1-2 L	3-3-0-0
7	10/31	CHI (4,244)	5-6 OTL	3-3-1-0
8	11/5	CHI (5,278)	1-3 L	3-4-1-0
9	11/7	@ Mil	0-4 L	3-5-1-0
10	11/8	@ Rfd	1-3 L	3-6-1-0
11	11/12	LE (3,798)	5-3 W	4-6-1-0
12	11/14	TEX (8,183)	3-2 OTW	5-6-1-0
13	11/15	TEX (8,009)	2-1 OTW	6-6-1-0
14	11/21	@ Le	4-5 L	6-7-1-0
15	11/22	LE (8,067)	5-2 W	7-7-1-0
16	11/26	@ Rch	3-1 W	8-7-1-0
17	11/28	@ Rch	3-4 OTL	8-7-2-0
18	11/29	@ Adk	6-1 W	9-7-2-0
19	12/2	@ Tor	2-4 L	9-8-2-0
20	12/5	OKC (8,722)	1-4 L	9-9-2-0
21	12/6	@ Rfd	4-0 W	10-9-2-0
22	12/7	@ Mil	2-1 SOW	11-9-2-0
23	12/10	LE (5,488)	2-3 OTL	11-9-3-0
24	12/12	@ Okc	5-2 W	12-9-3-0
25	12/13	@ Okc	2-3 L	12-10-3-0
26	12/19	TOR (8,236)	7-1 W	13-10-3-0
27	12/20	@ Le	4-3 SOW	14-10-3-0
28	12/22	@ Chi	3-5 L	14-11-3-0
29	12/27	IOW (10,834)	9-2 W	15-11-3-0
30	12/30	@ Chi	2-1 OTW	16-11-3-0
31	12/31	RFD (10,834)	2-3 SOL	16-11-3-1
32	1/2	MIL (7,421)	4-2 W	17-11-3-1
33	1/7	CHA (4,221)	3-2 OTW	18-11-3-1
34	1/9	CHA (7,669)	1-2 L	18-12-3-1
35	1/10	CHI (8,804)	5-1 W	19-12-3-1
36	1/14	@ Uti	2-4 L	19-13-3-1
37	1/16	@ Ham	1-2 L	19-14-3-1
38	1/17	@ Ham	2-5 L	19-15-3-1

GAME	DATE	OPP/HOME ATT.	SCORE	RECORD
39	1/21	CHI (7,037)	2-4 L	19-16-3-1
40	1/23	UTI (9,504)	5-1 W	20-16-3-1
41	1/24	IOW (10,834)	4-3 W	21-16-3-1
42	1/29	@ low	6-0 W	22-16-3-1
43	1/30	@ Mil	3-0 W	23-16-3-1
44	1/31	MIL (8,767)	0-4 L	23-17-3-1
45	2/4	@ Tor	3-1 W	24-17-3-1
46	2/6	RCH (6,454)	5-4 OTW	25-17-3-1
47	2/7	RCH (10,834)	3-4 OTL	25-17-4-1
48	2/13	SA (7,168)	4-5 OTL	25-17-5-1
49	2/14	SA (7,753)	4-2 W	26-17-5-1
50	2/15	@ Chi	5-1 W	27-17-5-1
51	2/18	MIL (4,602)	4-3 OTW	28-17-5-1
52	2/20	HAM (8,388)	3-2 OTW	29-17-5-1
53	2/21	HAM (10,834)	2-0 W	30-17-5-1
54	2/24	@ low	6-2 W	31-17-5-1
55	2/27	@ Mil	4-0 W	32-17-5-1
56	2/28	@ Chi	5-0 W	33-17-5-1
57	3/4	OKC (6,306)	7-1 W	34-17-5-1
58	3/6	@ Mi	2-3 OTL	34-17-6-1
59	3/7	@ Rfd	3-2 OTW	35-17-6-1
60	3/10	@ Cha	3-2 W	36-17-6-1
61	3/12	@ Cha	1-2 SOL	36-17-6-2
62	3/14	RFD (10,834)	3-1 W	37-17-6-2
63	3/20	MIL (10,834)	3-1 W	38-17-6-2
64	3/21	@ Le	3-4 L	38-18-6-2
65	3/22	ADK (9,638)	1-4 L	38-19-6-2
66	3/27	@ Tex	2-0 W	39-19-6-2
67	3/28	@ Tex	4-3 W	40-19-6-2
68	4/1	RFD (8,024)	6-1 W	41-19-6-2
69	4/3	@ Rfd	2-6 L	41-20-6-2
70	4/4	TOR (9,360)	7-2 W	42-20-6-2
71	4/8	MIL (10,834)	6-2 W	43-20-6-2
72	4/10	@ Sa	0-2 L	43-21-6-2
73	4/11	@ Sa	2-1 OTW	44-21-6-2
74	4/16	@ Le	6-4 W	45-21-6-2
75	4/17	CHA (9,264)	2-1 W	46-21-6-2
76	4/18	CHA (9,804)	3-7 L	46-22-6-2

**Western Quarterfinals - #2 Grand Rapids defeated #7 Toronto, 3-2**

P1	4/25	@ Tor	4-7 L	0-1
P2	4/26	@ Tor	2-5 L	0-2
P3	4/29	TOR (6,737)	5-2 W	1-2
P4	5/2	TOR (6,622)	5-4 W	2-2
P5	5/3	TOR (4,529)	3-1 W	3-2

**Western Semifinals - #2 Grand Rapids defeated #4 Rockford, 4-1**

P6	5/6	RFD (3,954)	5-3 W	1-0
P7	5/8	RFD (7,593)	5-1 W	2-0
P8	5/13	@ Rfd	1-4 L	2-1
P9	5/14	@ Rfd	2-1 OTW	3-1
P10	5/17	@ Rfd	5-3 W	4-1

**Western Finals - #2 Grand Rapids lost to #1 Utica, 2-4**

P11	5/24	@ Uti	1-2 L	0-1
P12	5/25	@ Uti	4-2 W	1-1
P13	5/28	UTI (5,122)	1-4 L	1-2
P14	5/29	UTI (8,967)	3-2 OTW	2-2
P15	5/31	UTI (7,415)	2-3 L	2-3
P16	6/2	@ Uti	0-2 L	2-4

**OPENING NIGHT LINEUP**

3	Marchenko	D	19	Nosek	F
5	Backman	D	23	Athanasios	F
6	Pulkkinen	F	26	Berschbach	F
7	Sproul	D	27	Frk	F
10	Hoggan	F	29	Ferraro	F
12	Porter	F	30	McCollum	G
14	Jensen	D	32	Hirschfeld	F
15	Callahan	F	34	Mrazek	G
16	Ouellet	D	44	Evans	D
17	C. Campbell	F	55	Bruton	F

**SEASON FINALE LINEUP**

3	Marchenko	D	17	C. Campbell	F
4	Paetsch	D	18	Lashoff	D
6	Pulkkinen	F	21	Miele	F
8	Mantha	F	22	Aubry	F
9	Zengerle	F	23	Athanasios	F
10	Hoggan	F	25	Larkin	F
11	Nastasiuk	F	30	McCollum	G
12	Porter	F	31	Coreau	G
14	Jensen	D	39	Bertuzzi	F
16	Ouellet	D	44	Evans	D

**2013-14 SEASON**

**Regular Season – 2nd of 5 in Midwest Division, 3rd of 15 in Western Conference, 5th of 30 in AHL**

Overall: 46-23-2-5, 99 points  
 Home: 23-13-0-2, 48 points  
 Road: 23-10-2-3, 51 points

**Playoffs – Lost in Western Conference Semifinals**

Western Conference Quarterfinals – Defeated #5 Abbotsford, 3-1  
 Western Conference Semifinals – Lost to #1 Texas, 2-4

**General Manager (DRW)** – Ryan Martin

**Head Coach** – Jeff Blashill

**Assistant Coaches** – Jim Paek, Spiros Anastas, Mike Knuble

**Goaltending Development Coach** – Jeff Salajko

**Athletic Trainer** – John Bernal

**Equipment Manager** – Brad Thompson



**REGULAR SEASON**

Player	GP	G	A	PTS	+/-	PIM	PP	SH	GW	FG	OT	UG	SHT	PCT
Pulkkinen, Teemu	71	31	28	59	18	34	9	0	2	4	0	1	201	15.4%
Almqvist, Adam	73	4	49	53	9	56	2	0	0	0	0	0	129	3.1%
Emmerton, Cory	53	16	30	46	17	14	2	3	4	7	1	0	110	14.5%
Callahan, Mitch	70	26	18	44	23	51	7	2	5	0	1	2	194	13.4%
Nestrasil, Andrej	70	16	20	36	0	24	7	0	2	5	0	2	115	13.9%
Jarnkrok, Calle	57	13	23	36	19	14	6	0	3	3	0	0	99	13.1%
Jurco, Tomas	32	13	19	32	10	14	6	0	3	2	0	0	91	14.3%
Sproul, Ryan	72	11	21	32	0	49	4	0	2	1	0	0	155	7.1%
Ferraro, Landon	70	15	16	31	-3	52	4	1	2	2	0	1	195	7.7%
Hoggan, Jeff	59	14	17	31	1	31	6	0	0	2	0	2	152	9.2%
Paetsch, Nathan	68	4	27	31	18	40	2	0	0	1	0	0	123	3.3%
McIntyre, David	64	8	13	21	-1	45	0	0	3	2	0	0	99	8.1%
Nyquist, Gustav	15	7	14	21	6	6	1	0	1	2	0	0	36	19.4%
Sheahan, Riley	31	8	10	18	-2	12	4	0	1	1	0	0	51	15.7%
Tootoo, Jordin	51	6	12	18	-1	104	0	0	2	1	0	0	115	5.2%
Marchenko, Alexey	49	3	15	18	11	14	0	0	2	0	0	0	34	8.8%
Evans, Brennan	68	4	13	17	14	111	0	0	1	0	0	0	55	7.3%
Ouellet, Xavier	70	4	13	17	3	22	0	0	1	0	0	0	92	4.3%
Grant, Triston	51	6	10	16	6	103	0	0	2	1	0	0	69	8.7%
Glendening, Luke	18	5	7	12	8	18	0	0	1	0	0	0	26	19.2%
Frk, Martin	50	3	9	12	-12	22	1	0	1	0	0	0	45	6.7%
Parke, Trevor	36	6	3	9	5	27	0	0	1	0	0	0	51	11.8%
Jensen, Nick	45	0	9	9	12	8	0	0	0	0	0	0	40	0.0%
Eaves, Patrick	8	4	2	6	1	8	1	0	1	0	0	0	23	17.4%
Aubry, Louis-Marc	38	2	2	4	-1	16	0	0	0	0	0	0	48	4.2%
Athanasios, Andreas	2	1	2	3	0	0	0	0	0	0	0	0	4	25.0%
Novak, Travis	9	1	2	3	3	6	0	0	0	0	0	0	7	14.3%
Hirschfeld, Alden	13	1	1	2	3	7	0	0	0	0	0	0	17	5.9%
Fournier, Gleason	25	0	2	2	4	4	0	0	0	0	0	0	19	0.0%
Mrazek, Petr	32	0	2	2	0	2	0	0	0	0	0	0	0	0.0%
Campbell, Colin	13	1	0	1	-2	5	0	0	1	0	0	0	18	5.6%
Coreau, Jared	5	0	1	1	0	0	0	0	0	0	0	0	0	0.0%
Tvrdon, Marek	1	0	0	0	0	0	0	0	0	0	0	0	3	0.0%
Backman, Mattias	2	0	0	0	-1	0	0	0	0	0	0	0	1	0.0%
Helm, Darren	2	0	0	0	0	0	0	0	0	0	0	0	4	0.0%
Janmark, Mattias	2	0	0	0	1	2	0	0	0	0	0	0	3	0.0%
Samuelsson, Mikael	2	0	0	0	-4	0	0	0	0	0	0	0	8	0.0%
Nedomlel, Richard	3	0	0	0	-2	2	0	0	0	0	0	0	1	0.0%
Nastasiuk, Zach	5	0	0	0	-2	0	0	0	0	0	0	0	6	0.0%
McCollum, Tom	46	0	0	0	0	6	0	0	0	0	0	0	0	0.0%
Bench	76	5		5		16								
<b>Griffins Totals</b>	<b>76</b>	<b>238</b>	<b>410</b>	<b>643</b>		<b>945</b>	<b>62</b>	<b>6</b>	<b>41</b>	<b>34</b>	<b>2</b>	<b>8</b>	<b>2444</b>	<b>9.6%</b>
<b>Opponent Totals</b>	<b>76</b>	<b>187</b>				<b>1047</b>	<b>45</b>	<b>5</b>	<b>25</b>	<b>42</b>	<b>2</b>		<b>2222</b>	<b>8.2%</b>

**REGULAR SEASON**

Goalie	GP	MIN	GAA	W	L	SOL	EN	SO	GA	SAVES	SPCT
Mrazek, Petr	32	1829:52	2.10	22	9	1	3	3	64	774	0.924
McCollum, Tom	46	2560:46	2.30	24	12	4	2	2	98	1158	0.922
Coreau, Jared	5	205:06	4.39	0	4	0	0	0	15	103	0.873
<b>Griffins Totals</b>	<b>76</b>	<b>4622:56</b>	<b>2.36</b>	<b>46</b>	<b>25</b>	<b>5</b>	<b>5</b>	<b>5</b>	<b>187</b>	<b>2035</b>	<b>0.918</b>
<b>Opponent Totals</b>	<b>76</b>	<b>4622:56</b>	<b>3.02</b>	<b>30</b>	<b>41</b>	<b>5</b>	<b>10</b>	<b>5</b>	<b>238</b>	<b>2206</b>	<b>0.904</b>

## 2013-14 SEASON

### REGULAR SEASON

#### Scoring by Period

1st PER		2nd PER		3rd PER		OVERTIME		SHOOTOUT		TOTALS	
GF	GA	GF	GA	GF	GA	GF	GA	GF	GA	GF	GA
59	57	97	60	75	63	2	2	5	5	238	187

#### Shots by Period

1st PER		2nd PER		3rd PER		OVERTIME		SHOOTOUT		TOTALS	
SF	SA	SF	SA	SF	SA	SF	SA	SF	SA	SF	SA
794	758	868	718	745	706	32	35	5	5	2444	2222

Power Play: 62-307 (20.2%) T7th of 30 in AHL

Penalty Kill: 268-313 (85.6%) T4th of 30 in AHL

### PLAYOFFS

Player	GP	G	A	PTS	+/-	PIM	PP	SH	GW	FG	OT	UG	SHT	PCT
Pulkkinen, Teemu	10	5	6	11	8	10	2	0	0	1	0	0	28	17.9%
Emmerton, Cory	10	2	7	9	4	2	1	1	1	0	0	1	24	8.3%
Jurco, Tomas	8	5	2	7	-5	11	2	0	0	2	0	0	24	20.8%
Nestrasil, Andrej	10	4	2	6	4	4	0	0	2	0	0	0	26	15.4%
Backman, Mattias	10	1	5	6	-6	2	0	0	0	0	0	0	12	8.3%
Hoggan, Jeff	10	4	1	5	-4	12	1	0	0	0	0	0	23	17.4%
Sproul, Ryan	10	2	3	5	2	4	1	0	1	0	1	0	24	8.3%
Callahan, Mitch	8	1	4	5	-5	6	1	0	0	0	0	0	14	7.1%
Sheahan, Riley	8	1	4	5	-5	0	1	0	1	0	0	0	21	4.8%
Paetsch, Nathan	10	0	5	5	2	4	0	0	0	0	0	0	12	0.0%
Ferraro, Landon	9	1	2	3	-4	2	0	0	0	0	0	0	15	6.7%
McIntyre, David	10	1	1	2	0	9	0	0	0	0	0	0	13	7.7%
Parke, Trevor	3	1	0	1	2	12	0	0	0	0	0	0	8	12.5%
Fournier, Gleason	1	0	1	1	2	2	0	0	0	0	0	0	0	0.0%
Tootoo, Jordin	4	0	1	1	-3	4	0	0	0	0	0	0	4	0.0%
Athanasiou, Andreas	6	0	1	1	2	6	0	0	0	0	0	0	9	0.0%
Janmark, Mattias	6	0	1	1	-1	0	0	0	0	0	0	0	12	0.0%
Nastasiuk, Zach	7	0	1	1	-1	0	0	0	0	0	0	0	11	0.0%
Jensen, Nick	10	0	1	1	-3	2	0	0	0	0	0	0	16	0.0%
Almquist, Adam	1	0	0	0	0	0	0	0	0	0	0	0	0	0.0%
McCullum, Tom	1	0	0	0	0	0	0	0	0	0	0	0	0	0.0%
Campbell, Colin	3	0	0	0	1	2	0	0	0	0	0	0	1	0.0%
Frk, Martin	4	0	0	0	-4	0	0	0	0	0	0	0	4	0.0%
Grant, Triston	4	0	0	0	0	4	0	0	0	0	0	0	4	0.0%
Ouellet, Xavier	8	0	0	0	-5	4	0	0	0	0	0	0	12	0.0%
Evans, Brennan	10	0	0	0	2	30	0	0	0	0	0	0	7	0.0%
Mrazek, Petr	10	0	0	0	0	0	0	0	0	0	0	0	0	0.0%
Bench	10	0	0	0	0	0	0	0	0	0	0	0	0	0.0%
<b>Griffins Totals</b>	<b>10</b>	<b>28</b>	<b>48</b>	<b>76</b>		<b>132</b>	<b>9</b>	<b>1</b>	<b>5</b>	<b>3</b>	<b>1</b>	<b>1</b>	<b>324</b>	<b>8.6%</b>
<b>Opponent Totals</b>	<b>10</b>	<b>31</b>				<b>145</b>	<b>9</b>	<b>1</b>	<b>5</b>	<b>7</b>	<b>1</b>		<b>333</b>	<b>9.3%</b>

### PLAYOFFS

Goalie	GP	MIN	GAA	W	L	EN	SO	GA	SAVES	SPCT
Mrazek, Petr	10	599:32	2.80	5	5	0	0	28	288	0.911
McCullum, Tom	1	34:17	3.50	0	0	1	0	2	14	0.875
<b>Griffins Totals</b>	<b>10</b>	<b>642:45</b>	<b>2.89</b>	<b>5</b>	<b>5</b>	<b>1</b>	<b>0</b>	<b>31</b>	<b>302</b>	<b>0.907</b>
<b>Opponent Totals</b>	<b>10</b>	<b>642:45</b>	<b>2.61</b>	<b>5</b>	<b>5</b>	<b>1</b>	<b>1</b>	<b>28</b>	<b>296</b>	<b>0.914</b>

### PLAYOFFS

#### Scoring by Period

1st PER		2nd PER		3rd PER		OVERTIME		TOTALS	
GF	GA	GF	GA	GF	GA	GF	GA	GF	GA
8	13	14	8	5	9	1	1	28	31

#### Shots by Period

1st PER		2nd PER		3rd PER		OVERTIME		TOTALS	
SF	SA	SF	SA	SF	SA	SF	SA	SF	SA
105	112	102	111	96	86	21	24	324	333

Power Play: 9-44 (20.5%) 6th of 16 in AHL

Penalty Kill: 32-41 (78.0%) 11th of 16 in AHL

**2013-14 RESULTS**

GAME	DATE	OPP/HOME ATT.	SCORE	RECORD
1	10/4	@ Rch	8-1 W	1-0-0-0
2	10/5	@ Tor	3-4 OTL	1-0-1-0
3	10/12	@ Ham	4-3 SOW	2-0-1-0
4	10/18	MIL (10,834)	2-3 L	2-1-1-0
5	10/19	@ Rfd	4-5 SOL	2-1-1-1
6	10/25	CHA (5,494)	0-5 L	2-2-1-1
7	10/26	@ Chi	3-2 W	3-2-1-1
8	10/27	@ low	3-2 W	4-2-1-1
9	10/30	CHA (2,974)	5-2 W	5-2-1-1
10	11/1	@ Le	6-4 W	6-2-1-1
11	11/3	@ Rfd	3-1 W	7-2-1-1
12	11/6	RFD (6,118)	6-2 W	8-2-1-1
13	11/8	@ Ham	6-1 W	9-2-1-1
14	11/13	@ Mil	1-2 L	9-3-1-1
15	11/15	RFD (9,260)	5-3 W	10-3-1-1
16	11/16	@ Chi	3-4 L	10-4-1-1
17	11/20	MIL (5,056)	5-0 W	11-4-1-1
18	11/22	@ low	2-1 W	12-4-1-1
19	11/23	@ Chi	2-1 W	13-4-1-1
20	11/29	TEX (8,288)	5-4 W	14-4-1-1
21	11/30	TEX (5,749)	5-1 W	15-4-1-1
22	12/6	RCH (6,901)	5-1 W	16-4-1-1
23	12/7	RCH (5,115)	3-1 W	17-4-1-1
24	12/11	CHI (6,290)	2-4 L	17-5-1-1
25	12/13	MIL (5,976)	4-2 W	18-5-1-1
26	12/14	MIL (8,002)	5-0 W	19-5-1-1
27	12/18	@ low	2-1 OTW	20-5-1-1
28	12/20	RFD (8,269)	3-2 OTW	21-5-1-1
29	12/21	@ Chi	2-3 L	21-6-1-1
30	12/26	@ Mil	1-4 L	21-7-1-1
31	12/27	@ Rfd	4-2 W	22-7-1-1
32	12/30	TOR (20,337)*	3-4 SOL	22-7-1-2
33	12/31	TOR (10,834)	1-3 L	22-8-1-2
34	1/3	CHI (6,963)	3-1 W	23-8-1-2
35	1/4	@ Rfd	2-4 L	23-9-1-2
36	1/8	RFD (3,672)	4-2 W	24-9-1-2
37	1/10	IOW (7,285)	2-3 L	24-10-1-2
38	1/11	IOW (9,360)	4-1 W	25-10-1-2

GAME	DATE	OPP/HOME ATT.	SCORE	RECORD
39	1/15	CHI (5,493)	3-1 W	26-10-1-2
40	1/17	ABB (8,098)	3-0 W	27-10-1-2
41	1/18	ABB (9,170)	2-3 L	27-11-1-2
42	1/24	@ Tex	4-6 L	27-12-1-2
43	1/25	@ Tex	4-1 W	28-12-1-2
44	1/26	@ Sa	5-6 OTL	28-12-2-2
45	1/31	CHI (10,834)	2-6 L	28-13-2-2
46	2/1	@ Mil	3-2 SOW	29-13-2-2
47	2/5	LE (6,346)	0-4 L	29-14-2-2
48	2/7	@ Tor	1-4 L	29-15-2-2
49	2/8	@ Rch	5-1 W	30-15-2-2
50	2/14	SA (6,724)	1-2 SOL	30-15-2-3
51	2/15	SA (10,018)	0-3 L	30-16-2-3
52	2/21	OKC (10,834)	2-4 L	30-17-2-3
53	2/22	OKC (8,254)	4-3 W	31-17-2-3
54	2/23	MIL (8,451)	1-0 SOW	32-17-2-3
55	2/26	@ Mil	5-1 W	33-17-2-3
56	2/28	@ Abb	4-3 SOW	34-17-2-3
57	3/1	@ Abb	5-2 W	35-17-2-3
58	3/5	CHI (5,343)	4-2 W	36-17-2-3
59	3/7	IOW (7,705)	4-0 W	37-17-2-3
60	3/8	IOW (10,834)	1-3 L	37-18-2-3
61	3/13	@ Sa	1-2 SOL	37-18-2-4
62	3/14	@ Okc	3-2 W	38-18-2-4
63	3/15	@ Okc	4-3 W	39-18-2-4
64	3/21	@ low	4-1 W	40-18-2-4
65	3/22	@ low	3-2 W	41-18-2-4
66	3/23	@ Chi	2-6 L	41-19-2-4
67	3/28	@ Rfd	4-5 L	41-20-2-4
68	3/29	RFD (10,834)	4-1 W	42-20-2-4
69	3/30	@ Mil	3-1 W	43-20-2-4
70	4/2	IOW (8,077)	6-1 W	44-20-2-4
71	4/4	HAM (10,834)	1-4 L	44-21-2-4
72	4/5	HAM (10,006)	2-1 SOW	45-21-2-4
73	4/10	@ Cha	0-3 L	45-22-2-4
74	4/13	@ Cha	2-1 W	46-22-2-4
75	4/18	LE (10,834)	2-4 L	46-23-2-4
76	4/19	@ Le	3-4 SOL	46-23-2-5

\* Game played at Comerica Park in Detroit

**Western Quarterfinals - #4 Grand Rapids defeated #5 Abbotsford, 3-1**

P1	4/25	@ Abb	2-1 2OTW	1-0
P2	4/26	@ Abb	7-2 W	2-0
P3	4/30	ABB (7,193)	1-2 L	2-1
P4	5/2	ABB (7,641)	5-3 W	3-1

**Western Semifinals - #4 Grand Rapids lost to #1 Texas, 2-4**

P5	5/8	@ Tex	2-5 L	0-1
P6	5/10	@ Tex	0-4 L	0-2
P7	5/13	TEX (4,293)	5-2 W	1-2
P8	5/14	TEX (5,089)	3-2 W	2-2
P9	5/16	TEX (8,057)	2-3 OTL	2-3
P10	5/18	@ Tex	1-7 L	2-4

**OPENING NIGHT LINEUP**

3	Marchenko	D	16	Ouellet	D
4	Paetsch	D	19	Sheahan	F
5	Almquist	D	23	Gant	F
6	Pulkkinen	F	26	McIntyre	F
7	Sproul	D	28	Jurco	F
10	Hoggan	F	30	McCollum	G
11	Nestrasil	F	31	Coreau	G
12	Jarnkrok	F	33	Glendening	F
13	Nyquist	F	39	Tvrdon	F
15	Callahan	F	44	Evans	D

**SEASON FINALE LINEUP**

4	Paetsch	D	22	Tootoo	F
6	Pulkkinen	F	26	McIntyre	F
7	Sproul	D	27	Frk	F
10	Hoggan	F	28	Jurco	F
11	Nestrasil	F	29	Ferraro	F
14	Jensen	D	30	McCollum	G
15	Callahan	F	34	Mrazek	G
16	Ouellet	D	37	Nastasiuk	F
18	Emmertson	F	44	Evans	D
19	Sheahan	F	46	Backman	D

## 2012-13 SEASON

**Regular Season – 1st of 5 in Midwest Division, 3rd of 15 in Western Conference, 7th of 30 in AHL**

Overall: 42-26-4-4, 92 points  
 Home: 21-12-3-2, 47 points  
 Road: 21-14-1-2, 45 points

### Playoffs – Won Calder Cup

Western Conference Quarterfinals – Defeated #6 Houston, 3-2  
 Western Conference Semifinals – Defeated #2 Toronto, 4-2  
 Western Conference Finals – Defeated #5 Oklahoma City, 4-3  
 Calder Cup Finals – Defeated #3 Syracuse, 4-2



**General Managers (DRW)** – Jim Nill, Ryan Martin

**Head Coach** – Jeff Blashill

**Assistant Coaches** – Jim Paek, Spiros Anastas

**Athletic Trainer** – John Bernal

**Equipment Manager** – Brad Thompson

### REGULAR SEASON

Player	GP	G	A	PTS	+/-	PIM	PP	SH	GW	FG	OT	UG	SHT	PCT
Nyquist, Gustav	58	23	37	60	10	34	9	0	2	5	1	1	169	13.6%
Tatar, Tomas	61	23	26	49	8	50	7	0	5	3	1	1	205	11.2%
Ferraro, Landon	72	24	23	47	6	44	8	3	2	5	1	3	156	15.4%
Hoggan, Jeff	76	20	25	45	7	31	2	2	4	0	3	171	11.7%	
Pare, Francis	68	22	22	44	0	37	6	0	1	3	0	0	154	14.3%
Billins, Chad	76	10	27	37	4	40	7	0	2	4	0	3	110	9.1%
Sheahan, Riley	72	16	20	36	5	33	6	2	4	3	0	2	115	13.9%
Almquist, Adam	68	10	21	31	13	34	4	0	3	3	1	0	93	10.8%
Paetsch, Nathan	70	4	27	31	13	32	1	1	1	1	0	0	123	3.3%
Jurco, Tomas	74	14	14	28	6	22	2	0	3	4	0	1	119	11.8%
Andersson, Joakim	36	10	17	27	1	55	3	0	5	2	0	0	84	11.9%
Glendening, Luke	51	8	18	26	12	50	0	1	1	2	0	0	77	10.4%
Callahan, Mitch	71	11	9	20	-3	93	1	0	0	2	0	0	136	8.1%
Smith, Brendan	32	5	15	20	9	49	3	0	2	0	0	0	88	5.7%
Skinner, Brett	33	4	13	17	9	12	0	1	0	0	0	1	41	9.8%
Mursak, Jan	23	4	12	16	15	12	0	0	0	1	0	1	48	8.3%
Aubry, Louis-Marc	64	4	8	12	-2	60	0	0	1	0	0	1	80	5.0%
Grant, Triston	75	4	6	10	1	196	0	0	1	1	0	0	57	7.0%
Parkes, Trevor	36	3	6	9	5	35	0	1	0	0	0	0	43	7.0%
Raedeke, Brent	38	3	6	9	1	43	0	0	0	2	0	0	29	10.3%
Evans, Brennan	76	0	7	7	9	148	0	0	0	0	0	0	89	0.0%
Nestrail, Andrej	25	3	3	6	1	2	0	0	1	1	0	1	28	10.7%
Lashoff, Brian	37	2	4	6	6	23	0	0	1	0	1	0	40	5.0%
Fournier, Gleason	30	1	5	6	-1	23	1	0	0	0	0	0	24	4.2%
Nicastro, Max	25	1	2	3	0	10	0	0	0	0	0	0	18	5.6%
Jarnkrok, Calle	9	0	3	3	3	0	0	0	0	0	0	0	10	0.0%
Mrazek, Petr	42	0	2	2	0	17	0	0	0	0	0	0	0	0.0%
Knuble, Mike	1	0	1	1	0	0	0	0	0	0	0	0	2	0.0%
Lamp, Cody	1	0	1	1	1	0	0	0	0	0	0	0	1	0.0%
Pulkkinen, Teemu	2	0	1	1	-1	2	0	0	0	0	0	0	3	0.0%
Pearce, Jordan	4	0	1	1	0	0	0	0	0	0	0	0	0	0.0%
Coetzee, Willie	1	0	0	0	-1	0	0	0	0	0	0	0	0	0.0%
Gustavsson, Jonas	1	0	0	0	0	0	0	0	0	0	0	0	0	0.0%
Spady, Erik	1	0	0	0	0	0	0	0	0	0	0	0	0	0.0%
Colaiaacovo, Carlo	2	0	0	0	0	0	0	0	0	0	0	0	4	0.0%
Mitera, Mark	2	0	0	0	-1	0	0	0	0	0	0	0	2	0.0%
Sproul, Ryan	2	0	0	0	-1	2	0	0	0	0	0	0	7	0.0%
McCollum, Tom	31	0	0	0	0	6	0	0	0	0	0	0	0	0.0%
Bench	76	5		5		24								
<b>Griffins Totals</b>	<b>76</b>	<b>234</b>	<b>382</b>	<b>611</b>		<b>1219</b>	<b>60</b>	<b>11</b>	<b>37</b>	<b>46</b>	<b>5</b>	<b>18</b>	<b>2331</b>	<b>10.0%</b>
<b>Opponent Totals</b>	<b>76</b>	<b>205</b>				<b>1338</b>	<b>60</b>	<b>6</b>	<b>30</b>	<b>30</b>	<b>4</b>		<b>2117</b>	<b>9.7%</b>

### REGULAR SEASON

Goalie	GP	MIN	GAA	W	L	SOL	EN	SO	GA	SAVES	SPCT
Gustavsson, Jonas	1	60:00	1.00	1	0	0	0	0	1	26	0.963
Mrazek, Petr	42	2497:31	2.33	23	16	2	4	1	97	1053	0.916
McCollum, Tom	31	1846:07	2.63	18	11	2	5	2	81	761	0.904
Pearce, Jordan	4	180:31	4.32	0	3	0	0	0	13	72	0.847
<b>Griffins Totals</b>	<b>76</b>	<b>4622:35</b>	<b>2.61</b>	<b>42</b>	<b>30</b>	<b>4</b>	<b>9</b>	<b>3</b>	<b>205</b>	<b>1912</b>	<b>0.903</b>
<b>Opponent Totals</b>	<b>76</b>	<b>4622:35</b>	<b>2.97</b>	<b>34</b>	<b>37</b>	<b>5</b>	<b>13</b>	<b>5</b>	<b>234</b>	<b>2097</b>	<b>0.900</b>

## 2012-13 SEASON

### REGULAR SEASON

#### Scoring by Period

1st PER		2nd PER		3rd PER		OVERTIME		SHOOTOUT		TOTALS	
GF	GA	GF	GA	GF	GA	GF	GA	GF	GA	GF	GA
70	60	84	66	70	71	5	4	5	4	234	205

#### Shots by Period

1st PER		2nd PER		3rd PER		OVERTIME		SHOOTOUT		TOTALS	
SF	SA	SF	SA	SF	SA	SF	SA	SF	SA	SF	SA
740	697	801	722	749	659	36	35	5	4	2331	2117

Power Play: 60-325 (18.5%) T8th of 30 in AHL

Penalty Kill: 244-304 (80.3%) T28th of 30 in AHL

### PLAYOFFS

Player	GP	G	A	PTS	+/-	PIM	PP	SH	GW	FG	OT	UG	SHT	PCT
Tatar, Tomas	24	16	5	21	-1	23	7	0	0	3	0	0	78	20.5%
Mursak, Jan	23	11	6	17	12	26	1	0	2	1	0	0	57	19.3%
Glendening, Luke	24	6	10	16	8	30	0	1	1	1	0	1	48	12.5%
Ferraro, Landon	24	5	11	16	0	11	0	1	2	0	0	1	46	10.9%
Sheahan, Riley	24	3	13	16	7	10	0	0	1	0	0	0	46	6.5%
Jurco, Tomas	24	8	6	14	1	21	4	0	3	2	0	2	69	11.6%
Billins, Chad	24	2	12	14	5	12	0	0	0	0	0	0	40	5.0%
Hoggan, Jeff	24	5	7	12	2	14	1	0	0	0	0	1	53	9.4%
Pare, Francis	24	3	9	12	-2	12	2	0	2	1	0	0	37	8.1%
Callahan, Mitch	24	6	5	11	1	33	0	1	1	2	0	0	33	18.2%
Paetsch, Nathan	24	0	11	11	5	21	0	0	0	0	0	0	40	0.0%
Almquist, Adam	21	3	7	10	5	12	1	0	1	1	0	0	29	10.3%
Andersson, Joakim	10	3	5	8	-2	0	1	0	1	2	0	0	25	12.0%
Evans, Brennan	24	2	6	8	10	36	0	0	1	1	0	0	31	6.5%
Nyquist, Gustav	10	2	5	7	-4	19	2	0	0	0	0	0	27	7.4%
Skinner, Brett	21	0	6	6	4	6	0	0	0	0	0	0	28	0.0%
Pulkkinen, Teemu	14	3	2	5	2	10	1	0	0	0	0	0	26	11.5%
Grant, Triston	24	2	2	4	3	26	0	0	0	0	0	0	15	13.3%
DeKeyser, Danny	6	0	1	1	0	8	0	0	0	0	0	0	4	0.0%
Fournier, Gleason	6	0	1	1	2	2	0	0	0	0	0	0	3	0.0%
Aubry, Louis-Marc	14	0	1	1	3	0	0	0	0	0	0	0	16	0.0%
Lashoff, Brian	18	0	1	1	-4	10	0	0	0	0	0	0	10	0.0%
Nestratil, Andrej	1	0	0	0	-2	0	0	0	0	0	0	0	4	0.0%
Mrazek, Petr	24	0	0	0	0	2	0	0	0	0	0	0	0	0.0%
Bench	24	0	0	0	6									
<b>Griffins Totals</b>	<b>24</b>	<b>80</b>	<b>132</b>	<b>212</b>		<b>350</b>	<b>20</b>	<b>3</b>	<b>15</b>	<b>14</b>	<b>0</b>	<b>5</b>	<b>765</b>	<b>10.5%</b>
<b>Opponent Totals</b>	<b>24</b>	<b>61</b>				<b>382</b>	<b>14</b>	<b>1</b>	<b>9</b>	<b>10</b>	<b>0</b>		<b>664</b>	<b>9.2%</b>

### PLAYOFFS

Goalie	GP	MIN	GAA	W	L	EN	SO	GA	SAVES	SPCT
Mrazek, Petr	24	1431:18	2.31	15	9	6	4	55	603	0.916
<b>Griffins Totals</b>	<b>24</b>	<b>1440:00</b>	<b>2.54</b>	<b>15</b>	<b>9</b>	<b>6</b>	<b>4</b>	<b>61</b>	<b>603</b>	<b>0.908</b>
<b>Opponent Totals</b>	<b>24</b>	<b>1440:00</b>	<b>3.33</b>	<b>9</b>	<b>15</b>	<b>7</b>	<b>1</b>	<b>80</b>	<b>685</b>	<b>0.895</b>

### PLAYOFFS

#### Scoring by Period

1st PER		2nd PER		3rd PER		OVERTIME		TOTALS	
GF	GA	GF	GA	GF	GA	GF	GA	GF	GA
19	20	32	20	29	21	0	0	80	61

#### Shots by Period

1st PER		2nd PER		3rd PER		OVERTIME		TOTALS	
SF	SA	SF	SA	SF	SA	SF	SA	SF	SA
250	222	292	210	223	232	0	0	765	664

Power Play: 20-101 (19.8%) 6th of 16 in AHL

Penalty Kill: 94-108 (87.0%) 4th of 16 in AHL



**2012-13 RESULTS**

GAME	DATE	OPP/HOME ATT.	SCORE	RECORD
1	10/12	MIL (10,834)	2-3 L	0-1-0-0
2	10/13	HAM (3,880)	3-4 SOL	0-1-0-1
3	10/19	@ Rch	3-4 L	0-2-0-1
4	10/21	@ Tor	4-3 SOW	1-2-0-1
5	10/26	CHA (6,449)	4-6 L	1-3-0-1
6	10/27	RFD (4,118)	5-6 OTL	1-3-1-1
7	10/28	@ Chi	3-2 OTW	2-3-1-1
8	11/2	@ Sa	2-3 L	2-4-1-1
9	11/3	@ Tex	4-1 W	3-4-1-1
10	11/4	@ Hou	2-1 SOW	4-4-1-1
11	11/7	MIL (6,112)	4-2 W	5-4-1-1
12	11/9	RFD (8,354)	5-3 W	6-4-1-1
13	11/10	@ Peo	5-3 W	7-4-1-1
14	11/16	@ Le	6-5 OTW	8-4-1-1
15	11/23	CHI (8,368)	4-3 W	9-4-1-1
16	11/24	@ Peo	4-1 W	10-4-1-1
17	11/25	MIL (3,662)	2-3 L	10-5-1-1
18	11/30	TEX (8,619)	1-3 L	10-6-1-1
19	12/1	TEX (9,252)	3-2 W	11-6-1-1
20	12/5	PEO (3,864)	1-2 L	11-7-1-1
21	12/7	@ Chi	3-0 W	12-7-1-1
22	12/9	RFD (5,644)	4-2 W	13-7-1-1
23	12/14	PEO (7,071)	0-3 L	13-8-1-1
24	12/16	@ Tor	0-5 L	13-9-1-1
25	12/19	RCH (4,658)	4-2 W	14-9-1-1
26	12/21	ABB (5,459)	5-1 W	15-9-1-1
27	12/22	CHI (7,596)	2-1 OTW	16-9-1-1
28	12/28	TOR (8,333)	3-2 SOW	17-9-1-1
29	12/29	TOR (4,658)	1-3 L	17-10-1-1
30	12/31	RFD (10,004)	3-1 W	18-10-1-1
31	1/4	OKC (7,452)	5-2 W	19-10-1-1
32	1/5	@ Chi	4-3 SOW	20-10-1-1
33	1/6	@ Mil	2-3 SOL	20-10-1-2
34	1/9	@ Rfd	6-3 W	21-10-1-2
35	1/11	@ Rfd	2-5 L	21-11-1-2
36	1/12	PEO (7,632)	2-3 OTL	21-11-2-2
37	1/16	@ Cha	0-1 L	21-12-2-2
38	1/17	@ Cha	5-3 W	22-12-2-2

GAME	DATE	OPP/HOME ATT.	SCORE	RECORD
39	1/19	@ Rfd	11-6 W	23-12-2-2
40	1/23	OKC (5,531)	5-4 SOW	24-12-2-2
41	1/25	HOU (10,834)	0-1 L	24-13-2-2
42	1/26	HOU (10,834)	2-5 L	24-14-2-2
43	2/1	@ Ham	5-1 W	25-14-2-2
44	2/2	ABB (8,899)	1-0 W	26-14-2-2
45	2/6	HOU (5,936)	2-0 W	27-14-2-2
46	2/8	@ Okc	3-4 L	27-15-2-2
47	2/9	@ Okc	5-7 L	27-16-2-2
48	2/15	LE (10,834)	5-3 W	28-16-2-2
49	2/17	CHA (5,895)	2-1 W	29-16-2-2
50	2/22	@ Rfd	3-4 L	29-17-2-2
51	2/23	SA (7,095)	3-6 L	29-18-2-2
52	2/24	SA (5,699)	7-3 W	30-18-2-2
53	3/1	@ Mil	5-1 W	31-18-2-2
54	3/2	@ Peo	1-4 L	31-19-2-2
55	3/3	@ Mil	5-1 W	32-19-2-2
56	3/8	HAM (10,834)	2-1 W	33-19-2-2
57	3/9	LE (10,834)	2-1 W	34-19-2-2
58	3/10	@ Ham	4-1 W	35-19-2-2
59	3/13	CHI (8,018)	3-2 OTW	36-19-2-2
60	3/16	@ Mil	1-3 L	36-20-2-2
61	3/17	@ Peo	2-3 OTL	36-20-3-2
62	3/19	@ Peo	1-4 L	36-21-3-2
63	3/22	LE (9,713)	3-4 SOL	36-21-3-3
64	3/23	@ Le	5-4 OTW	37-21-3-3
65	3/28	@ Sa	1-4 L	37-22-3-3
66	3/29	@ Hou	3-2 W	38-22-3-3
67	3/30	@ Tex	1-3 L	38-23-3-3
68	4/2	@ Hou	5-1 W	39-23-3-3
69	4/5	@ Abb	4-1 W	40-23-3-3
70	4/6	@ Abb	2-3 SOL	40-23-3-4
71	4/10	CHI (8,348)	2-3 L	40-24-3-4
72	4/12	MIL (9,585)	1-4 L	40-25-3-4
73	4/13	PEO (10,155)	3-4 OTL	40-25-4-4
74	4/19	PEO (10,829)	3-1 W	41-25-4-4
75	4/20	@ Le	0-1 L	41-26-4-4
76	4/21	@ Chi	3-1 W	42-26-4-4

**OPENING NIGHT LINEUP**

1	Pearce	G	18	Andersson	F
4	Paetsch	D	21	Parkes	F
5	Almquist	D	22	Aubry	F
7	B. Smith	D	23	Grant	F
9	Pare	F	27	Tatar	F
10	Hoggan	F	28	Jurco	F
12	Raedeke	F	29	Ferraro	F
13	Nyquist	F	30	McCollum	G
14	Billins	D	32	Lashoff	D
15	Callahan	F	44	Evans	D

**SEASON FINALE LINEUP**

3	Skinner	D	27	Tatar	F
4	Paetsch	D	28	Jurco	F
9	Pare	F	29	Ferraro	F
10	Hoggan	F	30	McCollum	G
13	Nyquist	F	32	Lashoff	D
14	Billins	D	33	Glendenning	F
15	Callahan	F	34	Mrazek	G
18	Andersson	F	39	Mursak	F
19	Sheahan	F	44	Evans	D
23	Grant	F	55	DeKeyser	D

**2012-13 PLAYOFF RESULTS**

**Western Conference Quarterfinals - #3 Grand Rapids defeated #6 Houston, 3-2**

P1	4/26	@ Hou	0-3 L	0-1
P2	4/28	@ Hou	3-2 W	1-1
P3	5/1	HOU (4,683)	4-2 W	2-1
P4	5/3	HOU (4,190)	1-4 L	2-2
P5	5/4	HOU (2,290)	7-0 W	3-2

**Western Conference Semifinals - #3 Grand Rapids defeated #2 Toronto, 4-2**

P6	5/10	@ Tor	7-0 W	1-0
P7	5/11	@ Tor	2-4 L	1-1
P8	5/15	TOR (2,738)	5-4 W	2-1
P9	5/17	TOR (3,774)	4-1 W	3-1
P10	5/18	TOR (3,428)	1-4 L	3-2
P11	5/21	@ Tor	4-3 W	4-2

**Western Conference Finals - #3 Grand Rapids defeated #5 Oklahoma City, 4-3**

P12	5/24	OKC (5,016)	2-1 W	1-0
P13	5/25	OKC (5,435)	2-4 L	1-1
P14	5/29	@ Okc	1-4 L	1-2
P15	6/1	@ Okc	4-0 W	2-2
P16	6/2	@ Okc	3-0 W	3-2
P17	6/4	OKC (4,926)	3-4 L	3-3
P18	6/5	OKC (4,110)	5-4 W	4-3

**Calder Cup Finals - #3 Grand Rapids defeated #3 Syracuse, 4-2**

P19	6/8	@ Syr	3-1 W	1-0
P20	6/9	@ Syr	6-4 W	2-0
P21	6/12	SYR (10,102)	4-2 W	3-0
P22	6/14	SYR (10,834)	2-3 L	3-1
P23	6/15	SYR (10,834)	2-5 L	3-2
P24	6/18	@ Syr	5-2 W	4-2



**2013 CALDER CUP CHAMPIONS – GRAND RAPIDS GRIFFINS**

- |                  |                  |                   |
|------------------|------------------|-------------------|
| Adam Almquist    | Luke Glendening  | Francis Pare      |
| Joakim Andersson | Triston Grant    | Teemu Pulkkinen   |
| Louis-Marc Aubry | Jeff Hoggan      | Riley Sheahan     |
| Chad Billins     | Tomas Jurco      | Brett Skinner     |
| Mitch Callahan   | Brian Lashoff    | Tomas Tatar       |
| Danny DeKeyser   | Jan Mursak       | Tom McCollum (G)  |
| Brennan Evans    | Andrej Nestrasil | Petr Mrazek (G)   |
| Landon Ferraro   | Gustav Nyquist   | Jordan Pearce (G) |
| Gleason Fournier | Nathan Paetsch   |                   |



**2011-12 SEASON**

**Regular Season – 4th of 5 in North Division, 13th of 15 in Western Conference, 24th of 30 in AHL**

Overall: 33-32-7-4, 77 points  
 Home: 18-15-3-2, 41 points  
 Road: 15-17-4-2, 36 points

**Playoffs – Did Not Qualify**

**General Manager (DRW)** – Jim Hill  
**Head Coach** – Curt Fraser  
**Assistant Coach** – Jim Paek  
**Athletic Trainer** – John Bernal  
**Equipment Manager** – Brad Thompson



**REGULAR SEASON**

Player	GP	G	A	PTS	+/-	PIM	PP	SH	GW	FG	OT	UG	SHT	PCT
Tatar, Tomas	76	24	34	58	4	45	3	0	2	5	0	1	224	10.7%
Nyquist, Gustav	56	22	36	58	7	18	7	0	1	4	0	2	152	14.5%
Johnson, Jamie	76	21	37	58	5	34	7	1	2	5	0	0	126	16.7%
Conner, Chris	57	16	37	53	4	22	3	2	1	4	0	2	132	12.1%
Pare, Francis	75	16	36	52	-5	18	4	0	1	2	0	0	184	8.7%
Andersson, Joakim	73	21	30	51	5	34	6	1	2	2	1	0	145	14.5%
Brunnstrom, Fabian	45	12	23	35	6	41	3	0	3	4	0	1	147	8.2%
Smith, Brendan	57	10	24	34	2	90	3	2	4	3	0	0	113	8.8%
Janik, Doug	67	10	23	33	19	74	2	1	3	1	1	1	121	8.3%
Minard, Chris	39	21	11	32	11	25	2	0	1	3	0	0	148	14.2%
Pyett, Logan	73	2	25	27	-1	54	1	0	0	0	0	0	163	1.2%
Coetzee, Willie	61	11	11	22	-6	25	1	0	0	3	0	1	137	8.0%
Raedeke, Brent	64	11	10	21	1	33	0	1	1	2	0	0	108	10.2%
Exelby, Garnet	75	7	14	21	8	177	0	0	1	0	0	0	105	6.7%
Ferraro, Landon	56	9	11	20	-6	47	0	0	4	0	1	0	87	10.3%
Lashoff, Brian	76	8	11	19	-9	41	3	0	1	1	1	2	107	7.5%
Aubry, Louis-Marc	62	5	11	16	-6	39	1	0	0	0	0	0	91	5.5%
Callahan, Mitch	48	6	3	9	-3	103	0	0	2	0	0	0	58	10.3%
Parke, Trevor	44	2	6	8	0	23	0	0	0	0	0	0	66	3.0%
Ehrhardt, Travis	41	1	6	7	6	25	0	0	0	0	0	0	48	2.1%
Nestrail, Andrej	25	3	1	4	-4	6	1	0	0	0	0	0	24	12.5%
Fournier, Gleason	13	1	3	4	0	14	1	0	0	0	0	0	4	25.0%
Piche, Sebastien	22	0	3	3	-7	18	0	0	0	0	0	0	19	0.0%
Amadio, Greg	29	0	3	3	-7	108	0	0	0	0	0	0	14	0.0%
Sheahan, Riley	7	1	1	2	-2	0	1	0	0	0	0	0	6	16.7%
Estoclet, Adam	12	1	1	2	0	4	0	0	0	0	0	0	15	6.7%
Rufenach, Bryan	13	0	2	2	-2	11	0	0	0	0	0	0	15	0.0%
Quine, Alan	3	0	1	1	1	0	0	0	0	0	0	0	0	0.0%
Oslund, Nick	5	0	1	1	0	2	0	0	0	0	0	0	10	0.0%
Mursak, Jan	6	0	1	1	-3	2	0	0	0	0	0	0	12	0.0%
Thomas, Mike	9	0	1	1	-2	15	0	0	0	0	0	0	4	0.0%
McCullum, Tom	28	0	1	1	0	0	0	0	0	0	0	0	0	0.0%
Almquist, Adam	3	0	0	0	-1	0	0	0	0	0	0	0	1	0.0%
Conklin, Ty	12	0	0	0	0	0	0	0	0	0	0	0	0	0.0%
Pearce, Jordan	19	0	0	0	0	0	0	0	0	0	0	0	0	0.0%
MacDonald, Joey	26	0	0	0	0	19	0	0	0	0	0	0	0	0.0%
Bench	76	4		4		16								
<b>Griffins Totals</b>	<b>76</b>	<b>245</b>	<b>418</b>	<b>659</b>		<b>1183</b>	<b>49</b>	<b>8</b>	<b>29</b>	<b>39</b>	<b>4</b>	<b>10</b>	<b>2590</b>	<b>9.5%</b>
<b>Opponent Totals</b>	<b>76</b>	<b>249</b>				<b>1175</b>	<b>58</b>	<b>6</b>	<b>39</b>	<b>37</b>	<b>7</b>		<b>2334</b>	<b>10.7%</b>

**REGULAR SEASON**

Goalie	GP	MIN	GAA	W	L	SOL	EN	SO	GA	SAVES	SPCT
Conklin, Ty	12	724:31	2.40	8	4	0	1	0	29	314	0.915
MacDonald, Joey	26	1412:04	2.63	11	11	3	2	3	62	654	0.913
McCullum, Tom	28	1580:12	3.49	11	16	0	4	0	92	753	0.891
Pearce, Jordan	19	879:35	3.68	3	8	1	1	1	54	364	0.871
<b>Griffins Totals</b>	<b>76</b>	<b>4623:05</b>	<b>3.23</b>	<b>33</b>	<b>39</b>	<b>4</b>	<b>8</b>	<b>4</b>	<b>249</b>	<b>2085</b>	<b>0.893</b>
<b>Opponent Totals</b>	<b>76</b>	<b>4623:05</b>	<b>3.18</b>	<b>43</b>	<b>29</b>	<b>4</b>	<b>6</b>	<b>3</b>	<b>245</b>	<b>2345</b>	<b>0.905</b>

**2011-12 SEASON**

**REGULAR SEASON**

**Scoring by Period**

1st PER		2nd PER		3rd PER		OVERTIME		SHOOTOUT		TOTALS	
GF	GA	GF	GA	GF	GA	GF	GA	GF	GA	GF	GA
76	73	81	95	80	70	4	7	4	4	245	249

**Shots by Period**

1st PER		2nd PER		3rd PER		OVERTIME		SHOOTOUT		TOTALS	
SF	SA	SF	SA	SF	SA	SF	SA	SF	SA	SF	SA
866	749	845	847	840	701	35	33	4	4	2590	2334

**Power Play:** 49-316 (15.5%) T21st of 30 in AHL

**Penalty Kill:** 260-318 (81.8%) T19th of 30 in AHL

**2011-12 RESULTS**

GAME	DATE	OPP/HOME ATT.	SCORE	RECORD
1	10/8	@ Rfd	2-3 L	0-1-0-0
2	10/14	TOR (10,834)	3-2 W	1-1-0-0
3	10/16	@ Rch	2-7 L	1-2-0-0
4	10/18	@ Ham	3-0 W	2-2-0-0
5	10/21	@ Okc	1-4 L	2-3-0-0
6	10/22	@ Okc	3-2 SOW	3-3-0-0
7	10/23	@ Hou	1-3 L	3-4-0-0
8	10/28	ABB (5,486)	1-5 L	3-5-0-0
9	10/29	@ Mil	5-3 W	4-5-0-0
10	11/2	LE (2,639)	3-0 W	5-5-0-0
11	11/5	CHA (6,539)	1-2 L	5-6-0-0
12	11/9	RFD (5,888)	3-5 L	5-7-0-0
13	11/11	@ Ham	8-0 W	6-7-0-0
14	11/12	@ Rch	1-2 L	6-8-0-0
15	11/18	SA (7,623)	4-5 OTL	6-8-1-0
16	11/19	MIL (4,330)	1-3 L	6-9-1-0
17	11/23	HAM (3,825)	5-2 W	7-9-1-0
18	11/25	OKC (7,125)	4-5 L	7-10-1-0
19	11/27	OKC (5,605)	4-5 L	7-11-1-0
20	11/29	@ Tor	4-3 OTW	8-11-1-0
21	12/2	TOR (7,412)	6-3 W	9-11-1-0
22	12/3	CHI (7,783)	5-4 OTW	10-11-1-0
23	12/9	@ Mil	3-4 SOL	10-11-1-1
24	12/10	@ Rfd	2-3 SOL	10-11-1-2
25	12/11	@ Chi	1-3 L	10-12-1-2
26	12/14	RFD (5,586)	5-4 SOW	11-12-1-2
27	12/16	@ Le	3-2 W	12-12-1-2
28	12/17	@ Le	0-3 L	12-13-1-2
29	12/21	ABB (10,549)	3-4 OTL	12-13-2-2
30	12/28	@ Le	5-6 OTL	12-13-3-2
31	12/30	PEO (8,165)	3-4 OTL	12-13-4-2
32	12/31	MIL (10,091)	3-2 W	13-13-4-2
33	1/6	@ Abb	4-3 W	14-13-4-2
34	1/7	@ Abb	2-1 OTW	15-13-4-2
35	1/11	HOU (3,754)	2-3 SOL	15-13-4-3
36	1/13	TEX (8,791)	4-6 L	15-14-4-3
37	1/15	@ Cha	2-4 L	15-15-4-3
38	1/17	@ Cha	5-6 L	15-16-4-3

GAME	DATE	OPP/HOME ATT.	SCORE	RECORD
39	1/20	LE (8,462)	5-0 W	16-16-4-3
40	1/21	RCH (9,686)	3-4 SOL	16-16-4-4
41	1/25	RCH (3,950)	4-1 W	17-16-4-4
42	1/27	@ Peo	2-4 L	17-17-4-4
43	1/28	@ Peo	5-3 W	18-17-4-4
44	2/3	HAM (8,251)	2-5 L	18-18-4-4
45	2/4	HAM (7,789)	5-2 W	19-18-4-4
46	2/10	HOU (6,454)	1-5 L	19-19-4-4
47	2/11	HOU (5,937)	4-5 L	19-20-4-4
48	2/12	SA (6,216)	7-4 W	20-20-4-4
49	2/15	@ Chi	3-4 OTL	20-20-5-4
50	2/18	PEO (9,235)	1-3 L	20-21-5-4
51	2/22	HAM (5,836)	4-2 W	21-21-5-4
52	2/24	LE (8,909)	6-1 W	22-21-5-4
53	2/25	@ Tor	2-1 W	23-21-5-4
54	3/2	RCH (9,275)	4-3 W	24-21-5-4
55	3/3	OKC (8,649)	4-3 SOW	25-21-5-4
56	3/4	@ Ham	0-1 L	25-22-5-4
57	3/7	@ Tex	4-5 OTL	25-22-6-4
58	3/10	@ Hou	1-5 L	25-23-6-4
59	3/11	@ Hou	5-2 W	26-23-6-4
60	3/13	@ Tex	5-2 W	27-23-6-4
61	3/16	TOR (7,198)	0-2 L	27-24-6-4
62	3/17	HAM (6,452)	5-3 W	28-24-6-4
63	3/20	@ Sa	5-4 SOW	29-24-6-4
64	3/22	@ Sa	2-4 L	29-25-6-4
65	3/24	@ Okc	2-5 L	29-26-6-4
66	3/25	@ Okc	4-1 W	30-26-6-4
67	3/30	CHA (6,489)	3-5 L	30-27-6-4
68	3/31	OKC (7,884)	6-2 W	31-27-6-4
69	4/1	@ Tor	2-4 L	31-28-6-4
70	4/4	TEX (8,457)	4-2 W	32-28-6-4
71	4/6	TOR (8,261)	2-4 L	32-29-6-4
72	4/7	@ Tor	2-3 OTL	32-29-7-4
73	4/10	@ Rch	5-4 OTW	33-29-7-4
74	4/13	CHI (10,217)	5-7 L	33-30-7-4
75	4/14	@ Ham	2-5 L	33-31-7-4
76	4/15	@ Ham	2-3 L	33-32-7-4

**OPENING NIGHT LINEUP**

1	Pearce	G	18	Andersson	F
2	Exelby	D	19	Amadio	D
3	Pyett	D	21	Parkes	F
4	Ehrhardt	D	22	Aubry	F
8	Coetzee	F	25	Conner	F
9	Pare	F	27	Tatar	F
10	J. Johnson	F	29	Ferraro	F
12	Raedeke	F	31	MacDonald	G
13	Nyquist	F	32	Lashoff	D
15	Callahan	F	33	Janik	D

**SEASON FINALE LINEUP**

1	Pearce	G	12	Raedeke	F
2	Exelby	D	14	Minard	F
3	Pyett	D	17	Brunnstrom	F
4	Ehrhardt	D	18	Andersson	F
6	Almquist	D	19	Thomas	F
7	B. Smith	D	22	Aubry	F
8	Coetzee	F	27	Tatar	F
9	Pare	F	30	McCullum	G
10	J. Johnson	F	32	Lashoff	D
11	Nestrasil	F	33	Janik	D

## 2010-11 SEASON

**Regular Season – 6th of 7 in North Division, 14th of 15 in Western Conference, 23rd of 30 in AHL**

Overall: 36-34-2-8, 82 points

Home: 18-16-1-5, 42 points

Road: 18-18-1-3, 40 points

### Playoffs – Did Not Qualify

General Manager – Bob McNamara

Head Coach – Curt Fraser

Assistant Coach – Jim Paek

Medical Therapist – Brad Shaw

Equipment Manager – Brad Thompson



### REGULAR SEASON

Player	GP	G	A	PTS	+/-	PIM	PP	SH	GW	FG	OT	UG	SHT	PCt
Filippula, Ilari	76	20	44	64	0	24	8	1	1	1	0	3	133	15.0%
Tatar, Tomas	70	24	33	57	14	45	6	0	5	3	0	0	163	14.7%
Tardif, Jamie	77	27	27	54	-9	81	10	3	3	5	0	1	230	11.7%
Pare, Francis	80	24	30	54	-18	49	3	0	4	7	0	1	225	10.7%
Emmertson, Cory	65	12	26	38	-1	26	4	0	2	3	0	0	127	9.4%
Johnson, Jamie	78	12	26	38	-18	32	2	0	0	3	0	0	122	9.8%
Meech, Derek	74	10	27	37	17	81	4	1	0	3	0	1	168	6.0%
Minard, Chris	79	18	17	35	-5	45	6	0	4	1	0	0	211	8.5%
Mursak, Jan	54	13	22	35	17	35	3	2	2	1	0	3	129	10.1%
Smith, Brendan	63	12	20	32	7	124	5	1	4	2	0	0	114	10.5%
Pyett, Logan	74	9	13	22	-8	38	3	1	0	1	0	0	144	6.3%
Andersson, Joakim	79	7	15	22	0	30	1	0	1	2	0	1	107	6.5%
Janik, Doug	60	5	17	22	11	77	2	0	0	0	0	0	110	4.5%
Owens, Jordan	60	6	14	20	-12	101	1	1	1	1	1	1	95	6.3%
Ehrhardt, Travis	52	4	11	15	0	36	1	1	0	2	0	1	56	7.1%
Raedeke, Brent	67	8	5	13	-3	17	0	1	1	2	0	2	74	10.8%
Keefe, Adam	40	3	3	6	-6	97	0	1	0	2	0	0	32	9.4%
Amadio, Greg	74	2	4	6	-15	230	0	0	0	1	0	0	41	4.9%
Straub, Brandon	53	3	2	5	-2	147	0	0	1	1	0	0	20	15.0%
Kindl, Jakob	8	1	4	5	-5	6	1	0	1	0	0	0	18	5.6%
Coetzee, Willie	25	0	5	5	-7	8	0	0	0	0	0	0	42	0.0%
Nyquist, Gustav	8	1	3	4	1	2	0	0	0	0	0	0	14	7.1%
Lashoff, Brian	37	0	3	3	-5	25	0	0	0	0	0	0	27	0.0%
Rankin, Evan	10	1	1	2	-2	7	0	0	1	0	0	0	12	8.3%
Lepine, Jason	1	0	2	2	3	2	0	0	0	0	0	0	0	0.0%
Piche, Sebastien	11	0	2	2	-4	13	0	0	0	0	0	0	15	0.0%
Brown, David	2	0	1	1	0	0	0	0	0	0	0	0	0	0.0%
Hedden, Mike	3	0	1	1	0	2	0	0	0	0	0	0	2	0.0%
Kolosov, Sergei	56	0	1	1	-19	48	0	0	0	0	0	0	51	0.0%
Daavettila, Trent	1	0	0	0	0	0	0	0	0	0	0	0	1	0.0%
Landry, Jon	1	0	0	0	-1	0	0	0	0	0	0	0	0	0.0%
Rogers, Kyle	1	0	0	0	0	0	0	0	0	0	0	0	2	0.0%
MacDonald, Joey	20	0	0	0	0	2	0	0	0	0	0	0	0	0.0%
McCollum, Tom	22	0	0	0	0	4	0	0	0	0	0	0	0	0.0%
Pearce, Jordan	44	0	0	0	0	0	0	0	0	0	0	0	0	0.0%
Bench	80	5		5		34								
<b>Griffins Totals</b>	<b>80</b>	<b>227</b>	<b>379</b>	<b>601</b>		<b>1468</b>	<b>60</b>	<b>13</b>	<b>31</b>	<b>41</b>	<b>1</b>	<b>14</b>	<b>2490</b>	<b>9.1%</b>
<b>Opponent Totals</b>	<b>80</b>	<b>254</b>				<b>1417</b>	<b>72</b>	<b>8</b>	<b>36</b>	<b>39</b>	<b>2</b>		<b>2384</b>	<b>10.7%</b>

### REGULAR SEASON

Goalie	GP	MIN	GAA	W	L	SOL	EN	SO	GA	SAVES	SPCT
MacDonald, Joey	20	1164:14	2.78	10	9	1	3	1	54	457	0.894
Pearce, Jordan	44	2452:26	2.89	20	15	5	2	1	118	1164	0.908
McCollum, Tom	22	1152:19	3.33	6	12	2	0	1	64	465	0.879
Brown, David	2	80:00	3.75	0	0	0	0	0	5	44	0.898
<b>Griffins Totals</b>	<b>80</b>	<b>4871:22</b>	<b>3.13</b>	<b>36</b>	<b>36</b>	<b>8</b>	<b>5</b>	<b>3</b>	<b>254</b>	<b>2130</b>	<b>0.893</b>
<b>Opponent Totals</b>	<b>80</b>	<b>4871:22</b>	<b>2.80</b>	<b>44</b>	<b>31</b>	<b>5</b>	<b>17</b>	<b>7</b>	<b>227</b>	<b>2263</b>	<b>0.909</b>

**2010-11 SEASON**

**REGULAR SEASON**

**Scoring by Period**

1st PER		2nd PER		3rd PER		OVERTIME		SHOOTOUT		TOTALS	
GF	GA	GF	GA	GF	GA	GF	GA	GF	GA	GF	GA
66	75	76	81	79	88	1	2	5	8	227	254

**Shots by Period**

1st PER		2nd PER		3rd PER		OVERTIME		SHOOTOUT		TOTALS	
SF	SA	SF	SA	SF	SA	SF	SA	SF	SA	SF	SA
846	759	827	767	770	791	42	59	5	8	2490	2384

**Power Play:** 60-344 (17.4%) 18th of 30 in AHL

**Penalty Kill:** 310-382 (81.2%) 21st of 30 in AHL

**2010-11 RESULTS**

GAME	DATE	OPP/HOME ATT.	SCORE	RECORD	GAME	DATE	OPP/HOME ATT.	SCORE	RECORD
1	10/8	ABB (10,834)	2-3 SOL	0-0-0-1	41	1/13	@ Sa	5-2 W	18-18-1-4
2	10/10	@ Rfd	4-5 L	0-1-0-1	42	1/15	@ Hou	1-2 L	18-19-1-4
3	10/15	@ Mtb	1-0 W	1-1-0-1	43	1/16	@ Hou	3-2 SOW	19-19-1-4
4	10/16	@ Mtb	3-2 W	2-1-0-1	44	1/18	@ Tex	4-3 OTW	20-19-1-4
5	10/22	MIL (5,247)	2-3 L	2-2-0-1	45	1/21	CHI (10,261)	1-4 L	20-20-1-4
6	10/23	@ Rch	4-1 W	3-2-0-1	46	1/22	CHI (7,861)	3-5 L	20-21-1-4
7	10/24	@ Tor	6-3 W	4-2-0-1	47	1/26	@ Rch	2-3 SOL	20-21-1-5
8	10/29	OKC (4,571)	4-5 SOL	4-2-0-2	48	1/28	RFD (8,851)	5-2 W	21-21-1-5
9	10/30	MTB (2,909)	4-2 W	5-2-0-2	49	1/29	@ Peo	3-2 W	22-21-1-5
10	11/5	MTB (6,397)	5-6 L	5-3-0-2	50	2/4	HAM (6,580)	1-2 L	22-22-1-5
11	11/6	CHI (6,414)	4-2 W	6-3-0-2	51	2/5	MIL (10,423)	2-6 L	22-23-1-5
12	11/7	@ Le	4-3 SOW	7-3-0-2	52	2/9	@ Chi	7-5 W	23-23-1-5
13	11/10	MIL (6,141)	0-1 SOL	7-3-0-3	53	2/12	@ Le	1-2 SOL	23-23-1-6
14	11/13	@ Ham	1-2 L	7-4-0-3	54	2/13	@ Rch	1-3 L	23-24-1-6
15	11/14	@ Ham	2-1 W	8-4-0-3	55	2/16	HAM (7,429)	5-3 W	24-24-1-6
16	11/17	@ Le	0-3 L	8-5-0-3	56	2/18	TEX (8,509)	2-3 SOL	24-24-1-7
17	11/19	HOU (7,591)	0-5 L	8-6-0-3	57	2/19	@ Tor	3-4 SOL	24-24-1-8
18	11/20	LE (5,394)	1-3 L	8-7-0-3	58	2/20	PEO (6,400)	4-2 W	25-24-1-8
19	11/24	@ Tor	1-3 L	8-8-0-3	59	2/25	LE (8,398)	5-3 W	26-24-1-8
20	11/26	RFD (7,018)	2-3 SOL	8-8-0-4	60	2/26	@ Le	2-3 L	26-25-1-8
21	11/27	@ Chi	10-8 W	9-8-0-4	61	2/27	@ Ham	5-2 W	27-25-1-8
22	11/28	PEO (3,117)	2-3 L	9-9-0-4	62	3/4	RCH (9,055)	5-4 W	28-25-1-8
23	12/3	@ Mil	5-2 W	10-9-0-4	63	3/5	RCH (10,058)	5-2 W	29-25-1-8
24	12/4	SA (8,040)	3-6 L	10-10-0-4	64	3/8	@ Peo	3-0 W	30-25-1-8
25	12/5	SA (4,822)	2-3 OTL	10-10-1-4	65	3/11	@ Okc	5-6 OTL	30-25-2-8
26	12/8	MIL (3,445)	3-2 W	11-10-1-4	66	3/12	@ Okc	5-2 W	31-25-2-8
27	12/10	TEX (7,272)	3-4 L	11-11-1-4	67	3/13	@ Sa	5-4 SOW	32-25-2-8
28	12/11	@ Peo	2-3 L	11-12-1-4	68	3/16	OKC (7,125)	2-1 SOW	33-25-2-8
29	12/12	TEX (3,373)	4-2 W	12-12-1-4	69	3/18	LE (8,530)	2-7 L	33-26-2-8
30	12/15	HOU (4,003)	5-2 W	13-12-1-4	70	3/19	RCH (10,834)	3-1 W	34-26-2-8
31	12/17	PEO (5,931)	2-5 L	13-13-1-4	71	3/20	RFD (8,113)	5-3 W	35-26-2-8
32	12/18	@ Peo	1-2 L	13-14-1-4	72	3/23	TOR (8,905)	1-5 L	35-27-2-8
33	12/22	TOR (8,385)	4-3 W	14-14-1-4	73	3/25	@ Tex	3-5 L	35-28-2-8
34	12/26	LE (8,973)	5-3 W	15-14-1-4	74	3/26	@ Tex	1-5 L	35-29-2-8
35	12/27	@ Chi	3-6 L	15-15-1-4	75	4/1	@ Abb	2-4 L	35-30-2-8
36	12/31	TOR (10,834)	2-1 SOW	16-15-1-4	76	4/2	@ Abb	0-1 L	35-31-2-8
37	1/1	PEO (3,960)	0-2 L	16-16-1-4	77	4/6	@ Mil	2-1 W	36-31-2-8
38	1/5	HAM (6,809)	3-2 W	17-16-1-4	78	4/8	ABB (10,834)	0-6 L	36-32-2-8
39	1/6	@ Mil	1-5 L	17-17-1-4	79	4/9	@ Rfd	2-4 L	36-33-2-8
40	1/8	@ Rfd	0-6 L	17-18-1-4	80	4/10	@ Mil	1-4 L	36-34-2-8

**OPENING NIGHT LINEUP**

3	Pyett	D	18	Andersson	F
7	B. Smith	D	19	Amadio	D
8	Emmerton	F	22	Owens	F
9	Pare	F	25	Tardif	F
10	J. Johnson	F	27	Tatar	F
12	Raedeke	F	31	MacDonald	G
13	Mursak	F	32	Lashoff	D
14	Minard	F	33	Janik	D
15	I. Filppula	F	35	McCollum	G
17	Coetzee	F	44	Meech	D

**SEASON FINALE LINEUP**

1	Pearce	G	14	Minard	F
3	Pyett	D	15	I. Filppula	F
4	Ehrhardt	D	18	Andersson	F
6	Nyquist	F	19	Amadio	D
7	B. Smith	D	20	Strauf	F
8	Emmerton	F	25	Tardif	F
9	Pare	F	27	Tatar	F
10	J. Johnson	F	28	Kolosov	D
11	Keefe	F	32	Lashoff	D
12	Raedeke	F	35	McCollum	G

## 2009-10 SEASON

Regular Season – 7th of 7 in North Division, 14th of 14 in Western Conference, 26th of 29 in AHL

Overall: 34-39-3-4, 75 points

Home: 19-19-1-1, 40 points

Road: 15-20-2-3, 35 points

### Playoffs – Did Not Qualify

General Manager – Bob McNamara

Head Coach – Curt Fraser

Assistant Coach – Jim Paek

Medical Therapist – Rob Snitzer

Equipment Manager – Brad Thompson



### REGULAR SEASON

Player	GP	G	A	PTS	+/-	PIM	PP	SH	GW	FG	OT	UG	SHT	PCT
Williams, Jeremy	77	32	31	63	-15	55	14	1	2	7	0	2	210	15.2%
Rissmiller, Patrick	63	20	25	45	2	18	9	1	4	3	0	1	121	16.5%
Mursak, Jan	79	24	18	42	12	46	4	0	2	6	0	2	139	17.3%
Ritola, Mattias	73	19	23	42	-3	50	6	1	2	2	0	2	178	10.7%
Pare, Francis	77	16	23	39	19	20	3	1	3	3	0	2	150	10.7%
Emmerton, Cory	76	12	25	37	0	22	1	0	0	2	0	3	114	10.5%
Janik, Doug	66	6	31	37	4	84	0	0	1	0	1	0	116	5.2%
Tardif, Jamie	77	16	17	33	-9	90	6	1	2	2	0	2	162	9.9%
Newbury, Kris	52	11	22	33	-13	144	3	0	3	1	0	0	96	11.5%
Kindl, Jakob	73	3	30	33	-4	59	1	0	0	0	0	0	142	2.1%
Tatar, Tomas	58	16	16	32	8	12	3	0	3	2	0	1	98	16.3%
Pyett, Logan	80	9	21	30	7	41	2	2	0	0	0	1	125	7.2%
Vigilante, John	79	11	14	25	3	31	0	0	2	1	0	0	108	10.2%
Abdelkader, Justin	33	11	13	24	6	86	1	1	3	1	0	0	69	15.9%
Delmore, Andy	54	5	15	20	4	32	0	0	0	0	0	0	125	4.0%
McGrath, Evan	57	8	11	19	-18	25	1	0	2	1	0	0	84	9.5%
Nylander, Michael	24	2	16	18	-8	14	0	0	0	1	0	0	28	7.1%
May, Brad	17	5	5	10	-1	40	1	0	0	1	0	1	34	14.7%
Lemieux, Francis	21	2	8	10	-4	20	0	0	0	0	0	0	35	5.7%
Kolosov, Sergei	66	2	6	8	-7	29	0	0	0	0	0	0	57	3.5%
Armstrong, Riley	17	3	2	5	0	14	0	0	0	1	0	0	31	9.7%
Axelsson, Dick	17	2	3	5	1	6	1	0	0	0	0	1	21	9.5%
Owens, Jordan	17	1	4	5	-1	22	0	0	0	0	0	0	28	3.6%
Ehrhardt, Travis	42	0	5	5	-9	38	0	0	0	0	0	0	37	0.0%
Walsh, Mike	18	2	0	2	-4	5	0	0	0	0	0	0	12	16.7%
Lashoff, Brian	6	0	2	2	5	2	0	0	0	0	0	0	3	0.0%
Crosty, Paul	58	0	2	2	-11	170	0	0	0	0	0	0	37	0.0%
Daavettila, Trent	2	1	0	1	-1	0	0	0	0	0	0	0	3	33.3%
Tollefsen, Ole-Kristian	16	1	0	1	-1	44	0	0	1	0	0	0	15	6.7%
Wong, Brandon	3	0	1	1	0	0	0	0	0	0	0	0	4	0.0%
Galvin, Tom	4	0	1	1	-4	2	0	0	0	0	0	0	4	0.0%
Stokes, Ryan	7	0	1	1	-1	11	0	0	0	0	0	0	7	0.0%
McCollum, Tom	32	0	1	1	0	4	0	0	0	0	0	0	0	0.0%
Coetzee, Willie	2	0	0	0	0	0	0	0	0	0	0	0	4	0.0%
Ferraro, Landon	2	0	0	0	0	0	0	0	0	0	0	0	2	0.0%
Kroll, Johann	2	0	0	0	0	2	0	0	0	0	0	0	0	0.0%
Lilja, Andreas	4	0	0	0	-2	6	0	0	0	0	0	0	1	0.0%
Pearce, Jordan	5	0	0	0	0	0	0	0	0	0	0	0	0	0.0%
Rohlf, David	5	0	0	0	-4	2	0	0	0	0	0	0	5	0.0%
Piche, Sebastien	9	0	0	0	-1	4	0	0	0	0	0	0	14	0.0%
Larsson, Daniel	53	0	0	0	0	14	0	0	0	0	0	0	0	0.0%
Bench	80	4		4		8								
<b>Griffins Totals</b>	<b>80</b>	<b>244</b>	<b>392</b>	<b>632</b>		<b>1272</b>	<b>56</b>	<b>8</b>	<b>30</b>	<b>34</b>	<b>1</b>	<b>18</b>	<b>2423</b>	<b>10.1%</b>
<b>Opponent Totals</b>	<b>80</b>	<b>265</b>				<b>1229</b>	<b>68</b>	<b>4</b>	<b>42</b>	<b>46</b>	<b>3</b>		<b>2379</b>	<b>11.1%</b>

### REGULAR SEASON

Goalie	GP	MIN	GAA	W	L	SOL	EN	SO	GA	SAVES	SPCT
Larsson, Daniel	53	2839:47	2.85	23	24	2	5	1	135	1260	0.903
McCollum, Tom	32	1741:24	3.48	10	16	2	4	0	101	749	0.881
Pearce, Jordan	5	235:43	3.82	1	2	0	1	0	15	105	0.875
<b>Griffins Totals</b>	<b>80</b>	<b>4847:50</b>	<b>3.28</b>	<b>34</b>	<b>42</b>	<b>4</b>	<b>10</b>	<b>1</b>	<b>265</b>	<b>2114</b>	<b>0.889</b>
<b>Opponent Totals</b>	<b>80</b>	<b>4847:50</b>	<b>3.02</b>	<b>46</b>	<b>30</b>	<b>4</b>	<b>13</b>	<b>5</b>	<b>244</b>	<b>2179</b>	<b>0.899</b>

**2009-10 SEASON**

**REGULAR SEASON**

**Scoring by Period**

1st PER		2nd PER		3rd PER		OVERTIME		SHOOTOUT		TOTALS	
GF	GA	GF	GA	GF	GA	GF	GA	GF	GA	GF	GA
67	85	77	102	95	71	1	3	4	4	244	265

**Shots by Period**

1st PER		2nd PER		3rd PER		OVERTIME		SHOOTOUT		TOTALS	
SF	SA	SF	SA	SF	SA	SF	SA	SF	SA	SF	SA
804	777	826	838	764	736	25	24	4	4	2423	2379

**Power Play:** 56-328 (17.1%) 17th of 29 in AHL

**Penalty Kill:** 274-342 (80.1%) 26th of 29 in AHL

**2009-10 RESULTS**

GAME	DATE	OPP/HOME ATT.	SCORE	RECORD
1	10/3	@ Peo	3-1 W	1-0-0-0
2	10/10	@ Tor	2-3 L	1-1-0-0
3	10/15	@ Tex	0-2 L	1-2-0-0
4	10/17	@ Sa	4-7 L	1-3-0-0
5	10/18	@ Sa	2-7 L	1-4-0-0
6	10/23	ABB (10,834)	5-3 W	2-4-0-0
7	10/24	TOR (5,377)	4-3 SOW	3-4-0-0
8	10/25	ABB (6,000)	6-1 W	4-4-0-0
9	10/29	HOU (2,177)	2-0 W	5-4-0-0
10	10/30	HOU (4,473)	3-1 W	6-4-0-0
11	11/6	CHI (7,353)	5-4 W	7-4-0-0
12	11/8	@ Le	8-6 W	8-4-0-0
13	11/11	LE (7,421)	2-1 SOW	9-4-0-0
14	11/13	MIL (6,934)	3-2 OTW	10-4-0-0
15	11/14	RCH (6,462)	1-3 L	10-5-0-0
16	11/20	TEX (7,087)	4-1 W	11-5-0-0
17	11/21	@ Tor	6-3 W	12-5-0-0
18	11/25	@ Chi	2-3 L	12-6-0-0
19	11/27	RFD (8,985)	3-4 L	12-7-0-0
20	11/28	@ Peo	2-1 W	13-7-0-0
21	12/1	@ Le	2-6 L	13-8-0-0
22	12/4	RFD (6,645)	1-2 L	13-9-0-0
23	12/5	PEO (6,583)	4-1 W	14-9-0-0
24	12/9	SA (3,412)	4-2 W	15-9-0-0
25	12/11	LE (5,856)	4-3 SOW	16-9-0-0
26	12/12	MIL (5,639)	1-3 L	16-10-0-0
27	12/13	@ Tor	7-2 W	17-10-0-0
28	12/15	@ Peo	3-4 SOL	17-10-0-1
29	12/18	@ Sa	2-4 L	17-11-0-1
30	12/19	@ Tex	4-2 W	18-11-0-1
31	12/20	@ Hou	3-5 L	18-12-0-1
32	12/26	CHI (6,698)	4-7 L	18-13-0-1
33	12/27	PEO (8,519)	1-5 L	18-14-0-1
34	12/28	@ Mil	2-5 L	18-15-0-1
35	12/31	HAM (7,865)	3-7 L	18-16-0-1
36	1/2	@ Rfd	5-4 SOW	19-16-0-1
37	1/3	LE (2,880)	2-7 L	19-17-0-1
38	1/6	SA (3,605)	2-3 L	19-18-0-1
39	1/8	@ Rch	6-3 W	20-18-0-1
40	1/9	@ Ham	2-5 L	20-19-0-1

GAME	DATE	OPP/HOME ATT.	SCORE	RECORD
41	1/15	PEO (9,969)	2-3 L	20-20-0-1
42	1/16	HAM (6,859)	3-1 W	21-20-0-1
43	1/17	RFD (4,164)	3-4 L	21-21-0-1
44	1/22	TOR (9,819)	1-4 L	21-22-0-1
45	1/23	@ Rfd	2-5 L	21-23-0-1
46	1/24	@ Chi	1-5 L	21-24-0-1
47	1/29	CHI (8,772)	0-3 L	21-25-0-1
48	1/30	RFD (7,121)	2-3 L	21-26-0-1
49	2/3	@ Rfd	3-5 L	21-27-0-1
50	2/5	TOR (6,771)	6-3 W	22-27-0-1
51	2/6	HOU (7,034)	2-3 L	22-28-0-1
52	2/9	@ Tex	2-1 W	23-28-0-1
53	2/12	@ Hou	7-2 W	24-28-0-1
54	2/13	@ Hou	0-1 OTL	24-28-1-1
55	2/15	@ Rfd	1-2 OTL	24-28-2-1
56	2/19	HAM (8,493)	3-4 L	24-29-2-1
57	2/20	PEO (9,946)	3-5 L	24-30-2-1
58	2/21	TEX (5,687)	5-4 W	25-30-2-1
59	2/24	SA (3,935)	2-3 L	25-31-2-1
60	2/26	@ Rch	3-5 L	25-32-2-1
61	2/27	@ Le	3-5 L	25-33-2-1
62	2/28	@ Le	5-6 SOL	25-33-2-2
63	3/4	@ Peo	3-4 L	25-34-2-2
64	3/5	MTB (9,561)	4-1 W	26-34-2-2
65	3/6	MTB (10,834)	1-2 OTL	26-34-3-2
66	3/12	@ Ham	3-2 W	27-34-3-2
67	3/13	@ Ham	3-4 SOL	27-34-3-3
68	3/14	@ Rch	3-2 W	28-34-3-3
69	3/19	@ Mtb	4-3 W	29-34-3-3
70	3/21	@ Mtb	0-4 L	29-35-3-3
71	3/25	@ Mil	3-2 W	30-35-3-3
72	3/26	MIL (10,444)	6-3 W	31-35-3-3
73	3/27	TEX (10,503)	4-5 SOL	31-35-3-4
74	3/31	RCH (3,801)	0-3 L	31-36-3-4
75	4/2	@ Abb	3-4 L	31-37-3-4
76	4/3	@ Abb	1-2 L	31-38-3-4
77	4/7	RCH (5,275)	6-3 W	32-38-3-4
78	4/9	LE (10,834)	6-1 W	33-38-3-4
79	4/10	@ Chi	4-6 L	33-39-3-4
80	4/11	@ Mil	2-1 W	34-39-3-4

**OPENING NIGHT LINEUP**

3	Pyett	D	18	Ritola	F
4	Ehrhardt	D	20	Jeremy Williams	F
5	Kindl	D	21	Lemieux	F
8	Emmertson	F	22	Delmore	D
9	McGrath	F	23	Crosty	F
10	Vigilante	F	25	Tardif	F
11	Newbury	F	28	Kolosov	D
12	Axelsson	F	33	Janik	D
13	Mursak	F	35	McCollum	G
17	Pare	F	36	Pearce	G

**SEASON FINALE LINEUP**

3	Pyett	D	18	Ritola	F
4	Ehrhardt	D	20	Jeremy Williams	F
5	Kindl	D	21	Wong	F
7	Owens	F	22	Ferraro	F
8	Emmertson	F	23	Crosty	D
9	Coetzee	F	25	Tardif	F
10	Vigilante	F	28	Kolosov	D
12	R. Armstrong	F	31	Larsson	G
13	Mursak	F	32	Lashoff	D
17	Pare	F	35	McCollum	G



## 2008-09 SEASON

**Regular Season – 3rd of 7 in North Division, 4th of 15 in Western Conference, 8th of 29 in AHL**

Overall: 43-25-6-6, 98 points  
 Home: 25-8-3-4, 57 points  
 Road: 18-17-3-2, 41 points

**Playoffs – Lost in North Division Finals**

North Division Semifinals – Defeated #2 Hamilton, 4-2

North Division Finals – Lost to #1 Manitoba, 0-4

**General Manager – Bob McNamara**

**Head Coach – Curt Fraser**

**Assistant Coach – Jim Paek**

**Medical Therapist – Rob Snitzer**

**Equipment Manager – Brad Thompson**



**REGULAR SEASON**

Player	GP	G	A	PTS	+/-	PIM	PP	SH	GW	FG	OT	UG	SHT	PCT
Haydar, Darren	79	31	49	80	-22	26	16	1	5	9	0	1	197	15.7%
Abdelkader, Justin	76	24	28	52	-2	102	10	1	2	4	1	0	195	12.3%
Pare, Francis	63	24	24	48	23	14	3	0	3	2	0	2	140	17.1%
McGrath, Evan	68	17	30	47	12	24	5	1	3	2	0	1	112	15.2%
Leino, Ville	57	15	31	46	2	18	6	1	4	2	0	0	125	12.0%
Stafford, Garrett	70	11	34	45	3	50	7	0	0	3	0	1	130	8.5%
Ritola, Mattias	66	15	27	42	-13	32	5	1	3	2	0	2	165	9.1%
Helm, Darren	55	13	24	37	-10	24	4	3	3	3	0	4	156	8.3%
Emmerton, Cory	69	10	25	35	-9	18	2	0	2	0	0	0	152	6.6%
Kindl, Jakub	78	6	27	33	-14	76	3	0	2	4	0	0	116	5.2%
Oulahen, Ryan	73	19	12	31	7	31	3	1	1	4	0	1	137	13.9%
Lemieux, Francis	58	13	16	29	12	48	2	0	3	1	0	0	109	11.9%
Gagnon, Aaron	61	8	11	19	6	28	0	2	2	1	0	0	87	9.2%
Tardif, Jamie	55	9	9	18	-1	43	0	0	0	2	0	1	124	7.3%
Wilson, Landon	15	8	7	15	2	37	7	0	0	3	0	0	41	19.5%
Ericsson, Jonathan	40	2	13	15	12	48	2	0	0	0	0	0	78	2.6%
Galvin, Tom	71	2	13	15	2	40	0	0	0	1	0	0	50	4.0%
Pyett, Logan	61	3	11	14	-1	12	0	0	1	1	0	0	71	4.2%
McCarty, Darren	19	5	6	11	0	21	0	0	1	2	0	1	29	17.2%
Kolosov, Sergei	70	4	7	11	-4	36	1	0	0	1	0	0	55	7.3%
Mursak, Jan	51	2	7	9	0	25	0	0	0	0	0	0	77	2.6%
Downey, Aaron	65	2	7	9	-8	126	0	0	0	1	0	0	46	4.3%
Jozsa, Jason	50	1	6	7	9	30	0	0	1	0	1	0	39	2.6%
Lashoff, Brian	6	1	4	5	1	0	1	0	0	0	0	0	10	10.0%
Walsh, Mike	15	3	1	4	-1	10	0	0	1	0	0	0	11	27.3%
Atherton, P.J.	16	1	2	3	-1	12	0	0	0	0	0	0	16	6.3%
Andersson, Joakim	1	0	1	1	0	2	0	0	0	0	0	0	2	0.0%
Chelios, Chris	2	0	1	1	0	2	0	0	0	0	0	0	4	0.0%
Peterson, Brett	18	0	1	1	0	4	0	0	0	0	0	0	20	0.0%
Pearce, Jordan	1	0	0	0	0	0	0	0	0	0	0	0	0	0.0%
Torquato, Zack	1	0	0	0	0	0	0	0	0	0	0	0	0	0.0%
Raedeker, Brent	2	0	0	0	-1	0	0	0	0	0	0	0	3	0.0%
Charleston, Dan	3	0	0	0	0	4	0	0	0	0	0	0	3	0.0%
Gelech, Randall	5	0	0	0	-1	2	0	0	0	0	0	0	6	0.0%
Larsson, Daniel	40	0	0	0	0	0	0	0	0	0	0	0	0	0.0%
Howard, Jimmy	45	0	0	0	0	6	0	0	0	0	0	0	0	0.0%
Bench	80	6		6		12								
<b>Griffins Totals</b>	<b>80</b>	<b>255</b>	<b>434</b>	<b>683</b>		<b>963</b>	<b>77</b>	<b>11</b>	<b>37</b>	<b>48</b>	<b>2</b>	<b>14</b>	<b>2512</b>	<b>10.2%</b>
<b>Opponent Totals</b>	<b>80</b>	<b>226</b>				<b>1031</b>	<b>51</b>	<b>12</b>	<b>31</b>	<b>32</b>	<b>6</b>		<b>2438</b>	<b>9.3%</b>

**REGULAR SEASON**

Goalie	GP	MIN	GAA	W	L	SOL	EN	SO	GA	SAVES	SPCT
Howard, Jimmy	45	2644:25	2.54	21	18	4	1	4	112	1215	0.916
Larsson, Daniel	40	2152:20	2.76	22	12	2	3	5	99	964	0.907
Pearce, Jordan	1	58:44	5.11	0	1	0	0	0	5	33	0.868
<b>Griffins Totals</b>	<b>80</b>	<b>4877:20</b>	<b>2.78</b>	<b>43</b>	<b>31</b>	<b>6</b>	<b>4</b>	<b>9</b>	<b>226</b>	<b>2212</b>	<b>0.907</b>
<b>Opponent Totals</b>	<b>80</b>	<b>4877:20</b>	<b>3.14</b>	<b>37</b>	<b>37</b>	<b>6</b>	<b>8</b>	<b>1</b>	<b>255</b>	<b>2257</b>	<b>0.898</b>

**2008-09 SEASON**

**REGULAR SEASON**

Scoring by Period

1st PER		2nd PER		3rd PER		OVERTIME		SHOOTOUT		TOTALS	
GF	GA	GF	GA	GF	GA	GF	GA	GF	GA	GF	GA
75	62	93	78	79	74	2	6	6	6	255	226

Shots by Period

1st PER		2nd PER		3rd PER		OVERTIME		SHOOTOUT		TOTALS	
SF	SA	SF	SA	SF	SA	SF	SA	SF	SA	SF	SA
816	774	855	884	797	731	38	43	6	6	2512	2438
<b>Power Play:</b>		77-391 (19.7%)				4th of 29 in AHL					
<b>Penalty Kill:</b>		306-357 (85.7%)				3rd of 29 in AHL					

**PLAYOFFS**

Player	GP	G	A	PTS	+/-	PIM	PP	SH	GW	FG	OT	UG	SHT	PCT
Leino, Ville	10	3	10	13	0	10	2	0	0	0	0	0	24	12.5%
Haydar, Darren	10	4	7	11	5	4	2	0	1	0	0	0	27	14.8%
Abdelkader, Justin	10	6	2	8	2	23	1	0	2	0	0	1	42	14.3%
Lashoff, Brian	8	1	4	5	0	2	1	0	0	0	0	0	8	12.5%
Jozsa, Jason	10	0	5	5	3	7	0	0	0	0	0	0	8	0.0%
Stafford, Garrett	10	0	5	5	-1	4	0	0	0	0	0	0	14	0.0%
McCarty, Darren	10	3	1	4	-6	8	1	0	0	1	0	0	17	17.6%
Pare, Francis	10	2	2	4	1	2	0	0	0	1	0	0	14	14.3%
Kindl, Jakob	10	2	1	3	-2	2	0	1	1	1	0	0	29	6.9%
Andersson, Joakim	10	1	2	3	-4	4	0	0	0	0	0	0	15	6.7%
Gagnon, Aaron	10	1	2	3	2	2	0	0	0	1	0	0	12	8.3%
Galvin, Tom	10	1	2	3	-3	8	1	0	0	1	0	0	6	16.7%
Tardif, Jamie	10	2	0	2	2	8	0	0	0	0	0	0	23	8.7%
Ritola, Mattias	8	0	2	2	-3	0	0	0	0	0	0	0	9	0.0%
Emmertson, Cory	9	1	0	1	2	2	0	0	0	0	0	0	11	9.1%
Peterson, Brett	1	0	1	1	1	0	0	0	0	0	0	0	1	0.0%
Mursak, Jan	6	0	1	1	2	0	0	0	0	0	0	0	11	0.0%
Lemieux, Francis	7	0	1	1	-2	8	0	0	0	0	0	0	8	0.0%
Downey, Aaron	10	0	1	1	0	44	0	0	0	0	0	0	4	0.0%
Pyett, Logan	1	0	0	0	0	0	0	0	0	0	0	0	1	0.0%
Howard, Jimmy	10	0	0	0	0	0	0	0	0	0	0	0	0	0.0%
Kolosov, Sergei	10	0	0	0	4	9	0	0	0	0	0	0	5	0.0%
Bench	10	0	0	0	0	0	0	0	0	0	0	0	0	0.0%
<b>Griffins Totals</b>	<b>10</b>	<b>27</b>	<b>49</b>	<b>76</b>		<b>147</b>	<b>8</b>	<b>1</b>	<b>4</b>	<b>5</b>	<b>0</b>	<b>1</b>	<b>289</b>	<b>9.3%</b>
<b>Opponent Totals</b>	<b>10</b>	<b>25</b>	<b>37</b>	<b>62</b>		<b>150</b>	<b>7</b>	<b>2</b>	<b>6</b>	<b>5</b>	<b>1</b>	<b>3</b>	<b>241</b>	<b>10.4%</b>

**PLAYOFFS**

Goalie	GP	MIN	GAA	W	L	EN	SO	GA	SAVES	SPCT
Howard, Jimmy	10	598:26	2.41	4	6	1	0	24	216	0.900
<b>Griffins Totals</b>	<b>10</b>	<b>602:42</b>	<b>2.49</b>	<b>4</b>	<b>6</b>	<b>1</b>	<b>0</b>	<b>25</b>	<b>216</b>	<b>0.896</b>
<b>Opponent Totals</b>	<b>10</b>	<b>602:42</b>	<b>2.69</b>	<b>6</b>	<b>4</b>	<b>2</b>	<b>0</b>	<b>27</b>	<b>262</b>	<b>0.907</b>

**PLAYOFFS**

Scoring by Period

1st PER		2nd PER		3rd PER		OVERTIME		TOTALS	
GF	GA	GF	GA	GF	GA	GF	GA	GF	GA
9	9	6	6	12	9	0	1	27	25

Shots by Period

1st PER		2nd PER		3rd PER		OVERTIME		TOTALS	
SF	SA	SF	SA	SF	SA	SF	SA	SF	SA
89	78	92	97	107	65	1	1	289	241

**Power Play:** 8-45 (17.8%) 6th of 16 in AHL

**Penalty Kill:** 36-43 (83.7%) 7th of 16 in AHL

**2008-09 RESULTS**

GAME	DATE	OPP/HOME ATT.	SCORE	RECORD
1	10/11	@ Le	3-4 OTL	0-0-1-0
2	10/18	@ Le	4-3 SOW	1-0-1-0
3	10/19	@ Tor	7-3 W	2-0-1-0
4	10/25	HAM (10,834)	6-4 W	3-0-1-0
5	10/26	NOR (3,270)	6-3 W	4-0-1-0
6	10/29	SYR (2,854)	1-2 SOL	4-0-1-1
7	10/31	@ Mil	2-3 OTL	4-0-2-1
8	11/1	MIL (5,144)	4-5 L	4-1-2-1
9	11/7	LE (6,794)	5-1 W	5-1-2-1
10	11/8	@ Peo	3-5 L	5-2-2-1
11	11/11	HOU (7,352)	1-0 W	6-2-2-1
12	11/14	HFD (7,179)	3-2 W	7-2-2-1
13	11/15	@ Qc	3-1 W	8-2-2-1
14	11/16	@ Mil	4-5 L	8-3-2-1
15	11/18	@ Mil	2-3 L	8-4-2-1
16	11/21	WBS (7,430)	2-3 SOL	8-4-2-2
17	11/22	@ Chi	3-6 L	8-5-2-2
18	11/23	@ Iow	5-4 OTW	9-5-2-2
19	11/26	MCH (3,129)	2-3 SOL	9-5-2-3
20	11/28	CHI (7,361)	3-2 W	10-5-2-3
21	11/29	RCH (5,392)	3-1 W	11-5-2-3
22	11/30	@ Chi	1-0 W	12-5-2-3
23	12/5	TOR (9,117)	2-3 OTL	12-5-3-3
24	12/6	HAM (9,628)	2-5 L	12-6-3-3
25	12/12	@ Mtb	6-5 W	13-6-3-3
26	12/13	@ Mtb	2-4 L	13-7-3-3
27	12/17	SYR (2,914)	5-1 W	14-7-3-3
28	12/19	MIL (6,658)	6-3 W	15-7-3-3
29	12/20	MIL (5,982)	2-0 W	16-7-3-3
30	12/21	@ Rch	6-0 W	17-7-3-3
31	12/26	PEO (6,497)	3-4 OTL	17-7-4-3
32	12/27	LE (5,881)	2-0 W	18-7-4-3
33	12/30	@ Peo	3-1 W	19-7-4-3
34	12/31	IOW (8,084)	6-0 W	20-7-4-3
35	1/2	@ Hfd	1-3 L	20-8-4-3
36	1/3	@ Mch	2-1 W	21-8-4-3
37	1/7	RFD (6,101)	6-5 SOW	22-8-4-3
38	1/9	PHI (7,331)	3-4 OTL	22-8-5-3
39	1/10	PHI (6,740)	4-0 W	23-8-5-3
40	1/14	@ Ham	3-1 W	24-8-5-3

GAME	DATE	OPP/HOME ATT.	SCORE	RECORD
41	1/16	MTB (8,589)	4-6 L	24-9-5-3
42	1/17	@ Rfd	3-2 W	25-9-5-3
43	1/19	@ Rfd	1-2 OTL	25-9-6-3
44	1/21	TOR (5,884)	3-2 OTW	26-9-6-3
45	1/23	QC (7,694)	2-1 SOW	27-9-6-3
46	1/24	QC (9,370)	1-0 SOW	28-9-6-3
47	1/30	RCH (7,745)	2-3 SOL	28-9-6-4
48	1/31	RCH (8,306)	8-4 W	29-9-6-4
49	2/4	@ Qc	3-2 W	30-9-6-4
50	2/6	CHI (7,718)	6-3 W	31-9-6-4
51	2/7	LE (6,096)	1-4 L	31-10-6-4
52	2/8	@ Tor	5-10 L	31-11-6-4
53	2/10	@ Mil	3-4 L	31-12-6-4
54	2/13	@ Syr	1-2 SOL	31-12-6-5
55	2/14	@ Tor	4-5 L	31-13-6-5
56	2/18	@ Rch	2-1 SOW	32-13-6-5
57	2/20	MTB (10,834)	5-1 W	33-13-6-5
58	2/21	LE (9,970)	2-4 L	33-14-6-5
59	2/22	SA (5,517)	5-4 W	34-14-6-5
60	2/27	@ Syr	5-6 L	34-15-6-5
61	2/28	@ Le	2-3 SOL	34-15-6-6
62	3/1	@ Tor	5-4 W	35-15-6-6
63	3/4	RFD (7,178)	3-1 W	36-15-6-6
64	3/5	@ Hou	1-2 L	36-16-6-6
65	3/7	@ Sa	5-1 W	37-16-6-6
66	3/13	PEO (8,759)	4-1 W	38-16-6-6
67	3/14	PEO (9,177)	1-3 L	38-17-6-6
68	3/15	MIL (10,834)	1-2 L	38-18-6-6
69	3/20	TOR (10,834)	2-1 SOW	39-18-6-6
70	3/21	TOR (10,834)	3-2 W	40-18-6-6
71	3/22	@ Le	3-2 W	41-18-6-6
72	3/25	@ Wbs	3-5 L	41-19-6-6
73	3/27	@ Nor	2-1 W	42-19-6-6
74	3/28	@ Phi	4-7 L	42-20-6-6
75	3/29	@ Phi	1-4 L	42-21-6-6
76	4/3	@ Ham	3-6 L	42-22-6-6
77	4/4	@ Ham	2-4 L	42-23-6-6
78	4/5	@ Rch	3-0 W	43-23-6-6
79	4/10	HAM (10,834)	2-3 L	43-24-6-6
80	4/11	@ Peo	2-5 L	43-25-6-6

**North Division Semifinals - #3 Grand Rapids defeated #2 Hamilton, 4-2**

P1	4/17	@ Ham	4-3 W	1-0
P2	4/18	@ Ham	3-1 W	2-0
P3	4/20	HAM (3,468)	4-5 L	2-1
P4	4/22	HAM (3,990)	3-4 OTL	2-2
P5	4/24	HAM (5,110)	4-1 W	3-2
P6	4/26	@ Ham	4-1 W	4-2

**North Division Finals - #3 Grand Rapids lost to #1 Manitoba, 0-4**

P7	5/1	@ Mtb	1-2 L	0-1
P8	5/2	@ Mtb	1-2 L	0-2
P9	5/4	MTB (2,541)	1-3 L	0-3
P10	5/6	MTB (2,019)	2-3 L	0-4

**OPENING NIGHT LINEUP**

2	Atherton	D	16	Oulahen	F
3	Pyett	D	18	Ritola	F
4	Ericsson	D	19	Abdelkader	F
5	Kindl	D	20	Haydar	F
7	Stafford	D	23	Tardif	F
8	Emmertson	F	26	L. Wilson	F
9	McGrath	F	28	Kolosov	D
11	Leino	F	30	Reichmuth	G
13	Mursak	F	31	Larsson	G
15	Helm	F	44	Downey	F

**SEASON FINALE LINEUP**

5	Kindl	D	20	Haydar	F
6	Brett Peterson	D	21	Lemieux	F
7	Stafford	D	23	Tardif	F
8	Emmertson	F	25	McCarty	F
10	Jozsa	D	26	Andersson	F
11	Leino	F	27	A. Gagnon	F
12	Galvin	D	28	Kolosov	D
13	Mursak	F	31	Larsson	G
17	Pare	F	33	Howard	G
19	Abdelkader	F	44	Downey	F

## 2007-08 SEASON

Regular Season – 5th of 7 in North Division, 13th of 15 in Western Conference,  
25th of 29 in AHL

Overall: 31-41-2-6, 70 points  
Home: 18-18-1-3, 40 points  
Road: 13-23-1-3, 30 points

### Playoffs – Did Not Qualify

General Manager – Bob McNamara  
Head Coach – Mike Stothers  
Assistant Coach – Jim Paek  
Medical Therapist – Rob Snitzer  
Equipment Manager – Brad Thompson



### REGULAR SEASON

Player	GP	G	A	PTS	+/-	PIM	PP	SH	GW	FG	OT	UG	SHT	PCT
Corazzini, Carl	80	24	36	60	-19	14	12	1	5	6	1	2	274	8.8%
Cullen, Mark	59	16	31	47	-10	61	8	2	1	2	0	2	158	10.1%
Stafford, Garrett	69	11	33	44	-4	36	7	1	0	2	0	0	141	7.8%
Hartigan, Mark	48	23	19	42	-6	76	8	1	4	6	0	2	160	14.4%
McGrath, Evan	78	18	17	35	-7	26	6	0	2	0	1	2	153	11.8%
Tardif, Jamie	80	17	17	34	-6	90	4	0	1	2	0	2	246	6.9%
Ericsson, Jonathan	69	10	24	34	4	83	6	0	0	5	0	2	124	8.1%
Helm, Darren	67	16	15	31	-13	30	2	2	3	3	0	3	181	8.8%
Oulahen, Ryan	75	14	16	30	-11	47	4	1	3	1	0	2	165	8.5%
Ritola, Mattias	72	7	15	22	10	62	0	0	2	1	0	1	117	6.0%
Quincey, Kyle	66	5	15	20	-6	149	2	0	1	0	0	1	144	3.5%
Kindl, Jakub	75	3	14	17	-34	82	2	0	0	0	0	1	80	3.8%
Galvin, Tom	75	1	16	17	10	46	0	1	0	0	0	0	49	2.0%
Engelhardt, Brett	42	8	8	16	-9	33	3	0	2	1	0	1	101	7.9%
Gelech, Randall	70	7	8	15	-9	37	1	0	1	2	0	0	109	6.4%
Insana, Jon	65	0	13	13	-6	39	0	0	0	0	0	0	57	0.0%
Lemieux, Francis	26	6	5	11	0	28	0	0	1	2	0	1	45	13.3%
McCarty, Darren	13	5	5	10	-1	21	1	0	1	0	0	0	29	17.2%
Redenbach, Tyler	28	3	7	10	-4	10	1	0	0	0	0	0	48	6.3%
Ryno, Johan	12	3	4	7	3	8	1	0	0	0	0	0	20	15.0%
Jozsa, Jason	23	1	5	6	-8	12	1	0	0	0	0	0	34	2.9%
O'Leary, Mark	16	3	1	4	-3	29	0	0	0	0	0	0	21	14.3%
Meech, Derek	6	1	1	2	-7	0	1	0	0	0	0	0	11	9.1%
Ference, Brad	32	1	1	2	-5	78	0	0	0	0	0	1	32	3.1%
Kinley, Cleve	10	0	2	2	-2	2	0	0	0	0	0	0	9	0.0%
Fojtik, Josef	13	0	2	2	-4	12	0	0	0	0	0	0	20	0.0%
Howard, Jimmy	54	0	2	2	0	28	0	0	0	0	0	0	0	0.0%
Walsh, Mike	9	1	0	1	-5	2	0	0	0	0	0	0	7	14.3%
Torquato, Zack	11	1	0	1	0	8	0	0	0	0	0	0	11	9.1%
Keeffe, Adam	32	1	0	1	-5	124	0	0	0	0	0	0	17	5.9%
Karlander, Kory	2	0	1	1	1	2	0	0	0	0	0	0	4	0.0%
Hay, Darrell	4	0	1	1	-3	2	0	0	0	0	0	0	4	0.0%
Emmerton, Cory	7	0	1	1	0	0	0	0	0	0	0	0	11	0.0%
Turple, Dan	1	0	0	0	0	0	0	0	0	0	0	0	0	0.0%
Moyer, Russ	2	0	0	0	-2	0	0	0	0	0	0	0	0	0.0%
Mueller, Chris	2	0	0	0	2	0	0	0	0	0	0	0	3	0.0%
Novotney, Landon	2	0	0	0	0	0	0	0	0	0	0	0	2	0.0%
Rudkowsky, Cody	2	0	0	0	0	0	0	0	0	0	0	0	0	0.0%
Grigorenko, Igor	5	0	0	0	-1	4	0	0	0	0	0	0	8	0.0%
Clark, Neil	14	0	0	0	-3	14	0	0	0	0	0	0	7	0.0%
Berkhoel, Adam	31	0	0	0	0	2	0	0	0	0	0	0	0	0.0%
Bench	80	4		4		16								
<b>Griffins Totals</b>	<b>80</b>	<b>210</b>	<b>335</b>	<b>545</b>		<b>1313</b>	<b>70</b>	<b>9</b>	<b>27</b>	<b>33</b>	<b>2</b>	<b>23</b>	<b>2606</b>	<b>8.1%</b>
<b>Opponent Totals</b>	<b>80</b>	<b>245</b>	<b>409</b>	<b>654</b>		<b>1370</b>	<b>74</b>	<b>10</b>	<b>43</b>	<b>47</b>	<b>2</b>	<b>13</b>	<b>2338</b>	<b>10.5%</b>

### REGULAR SEASON

Goalie	GP	MIN	GAA	W	L	SOL	EN	SO	GA	SAVES	SPCT
Howard, Jimmy	54	3097:11	2.83	21	28	2	4	2	146	1421	0.907
Berkhoel, Adam	31	1697:07	2.93	10	14	4	3	1	83	657	0.888
Turple, Dan	1	20:00	3.00	0	0	0	0	0	1	6	0.857
Rudkowsky, Cody	2	14:17	8.40	0	1	0	0	0	2	9	0.818
<b>Griffins Totals</b>	<b>80</b>	<b>4860:18</b>	<b>3.02</b>	<b>31</b>	<b>43</b>	<b>6</b>	<b>7</b>	<b>3</b>	<b>245</b>	<b>2093</b>	<b>0.895</b>
<b>Opponent Totals</b>	<b>80</b>	<b>4860:18</b>	<b>2.59</b>	<b>49</b>	<b>27</b>	<b>4</b>	<b>4</b>	<b>6</b>	<b>210</b>	<b>2396</b>	<b>0.919</b>

## 2007-08 SEASON

### REGULAR SEASON

1st PER		2nd PER		3rd PER		Scoring by Period OVERTIME		SHOOTOUT		TOTALS	
GF	GA	GF	GA	GF	GA	GF	GA	GF	GA	GF	GA
68	80	71	73	65	84	2	2	4	6	210	245

1st PER		2nd PER		3rd PER		Shots by Period OVERTIME		SHOOTOUT		TOTALS	
SF	SA	SF	SA	SF	SA	SF	SA	SF	SA	SF	SA
886	739	885	837	796	726	35	30	4	6	2606	2338
<b>Power Play:</b>		70-427 (16.4%)				18th of 29 in AHL					
<b>Penalty Kill:</b>		350-424 (82.5%)				18th of 29 in AHL					

## 2007-08 RESULTS

GAME	DATE	OPP/HOME ATT.	SCORE	RECORD
1	10/6	@ Le	3-2 W	1-0-0-0
2	10/11	@ Mtb	4-2 W	2-0-0-0
3	10/13	@ Mtb	4-3 OTW	3-0-0-0
4	10/20	RFD (10,834)	1-5 L	3-1-0-0
5	10/21	QC (3,406)	2-3 L	3-2-0-0
6	10/24	@ Ham	5-3 W	4-2-0-0
7	10/27	@ Peo	5-3 W	5-2-0-0
8	10/28	PEO (3,232)	1-7 L	5-3-0-0
9	11/1	RCH (4,595)	1-3 L	5-4-0-0
10	11/2	@ Rch	3-5 L	5-5-0-0
11	11/9	@ Rfd	5-6 SOL	5-5-0-1
12	11/10	TOR (7,110)	4-5 L	5-6-0-1
13	11/13	QC (7,525)	1-3 L	5-7-0-1
14	11/15	@ Mtb	1-2 L	5-8-0-1
15	11/16	@ Mtb	2-4 L	5-9-0-1
16	11/21	HAM (3,299)	3-6 L	5-10-0-1
17	11/23	IOW (4,877)	2-3 SOL	5-10-0-2
18	11/24	IOW (4,634)	4-1 W	6-10-0-2
19	11/25	@ Rfd	1-3 L	6-11-0-2
20	11/28	@ Tor	6-1 W	7-11-0-2
21	11/30	@ Sa	1-4 L	7-12-0-2
22	12/1	@ Hou	3-4 OTL	7-12-1-2
23	12/2	@ Mil	1-0 W	8-12-1-2
24	12/5	LE (2,911)	3-2 W	9-12-1-2
25	12/7	SYR (6,376)	2-0 W	10-12-1-2
26	12/8	SYR (9,262)	1-2 L	10-13-1-2
27	12/12	HAM (4,212)	2-1 SOW	11-13-1-2
28	12/14	HAM (4,734)	4-3 SOW	12-13-1-2
29	12/15	MIL (5,510)	1-2 L	12-14-1-2
30	12/18	@ Mil	3-4 L	12-15-1-2
31	12/21	RFD (3,270)	2-1 SOW	13-15-1-2
32	12/22	CHI (6,396)	3-4 OTL	13-15-2-2
33	12/26	@ Le	1-2 SOL	13-15-2-3
34	12/27	@ Tor	0-2 L	13-16-2-3
35	12/29	MIL (4,910)	4-2 W	14-16-2-3
36	12/31	HAM (7,701)	0-1 L	14-17-2-3
37	1/4	@ Ham	1-4 L	14-18-2-3
38	1/5	@ Syr	2-1 W	15-18-2-3
39	1/9	@ Qc	4-5 SOL	15-18-2-4
40	1/11	PEO (5,735)	4-6 L	15-19-2-4

GAME	DATE	OPP/HOME ATT.	SCORE	RECORD
41	1/12	PEO (8,912)	1-2 SOL	15-19-2-5
42	1/16	RCH (4,936)	4-3 SOW	16-19-2-5
43	1/18	RCH (8,451)	3-1 W	17-19-2-5
44	1/20	@ Chi	5-2 W	18-19-2-5
45	1/25	@ Mil	0-4 L	18-20-2-5
46	1/26	CHI (9,802)	3-5 L	18-21-2-5
47	1/31	@ Peo	1-4 L	18-22-2-5
48	2/1	@ low	0-3 L	18-23-2-5
49	2/2	@ low	3-2 W	19-23-2-5
50	2/8	@ Le	4-1 W	20-23-2-5
51	2/9	@ Le	2-3 L	20-24-2-5
52	2/10	@ Rch	0-1 L	20-25-2-5
53	2/15	LE (10,062)	6-3 W	21-25-2-5
54	2/16	MIL (10,834)	4-6 L	21-26-2-5
55	2/19	SA (5,962)	5-4 W	22-26-2-5
56	2/22	MTB (8,117)	1-4 L	22-27-2-5
57	2/23	MTB (10,834)	1-0 W	23-27-2-5
58	2/24	@ Qc	1-6 L	23-28-2-5
59	2/27	@ Ham	3-5 L	23-29-2-5
60	2/29	@ Peo	4-2 W	24-29-2-5
61	3/2	LE (7,846)	6-4 W	25-29-2-5
62	3/5	TOR (6,526)	5-3 W	26-29-2-5
63	3/6	@ Mil	2-4 L	26-30-2-5
64	3/8	@ Le	3-5 L	26-31-2-5
65	3/12	TOR (6,373)	7-1 W	27-31-2-5
66	3/15	LE (9,523)	1-2 L	27-32-2-5
67	3/16	@ Tor	2-3 L	27-33-2-5
68	3/19	TOR (6,357)	1-2 L	27-34-2-5
69	3/21	@ Rch	2-4 L	27-35-2-5
70	3/22	@ Syr	2-5 L	27-36-2-5
71	3/26	LE (3,605)	6-1 W	28-36-2-5
72	3/28	MIL (8,771)	2-3 SOL	28-36-2-6
73	3/29	RCH (10,834)	2-5 L	28-37-2-6
74	3/30	@ Chi	4-6 L	28-38-2-6
75	4/2	@ Tor	0-2 L	28-39-2-6
76	4/4	HOU (10,834)	1-4 L	28-40-2-6
77	4/5	@ Rch	3-2 W	29-40-2-6
78	4/6	@ Ham	1-3 L	29-41-2-6
79	4/11	MTB (7,234)	6-3 W	30-41-2-6
80	4/12	MTB (9,563)	3-2 OTW	31-41-2-6

### OPENING NIGHT LINEUP

2	Ference	D	13	Ryno	F
3	Hartigan	F	14	Corazzini	F
4	Ericsson	D	16	Oulahen	F
5	Kindl	D	17	Cullen	F
6	Ritola	F	19	Grigorenko	F
7	Stafford	D	21	Engelhardt	F
8	Kinley	D	25	Tardif	F
9	McGrath	F	31	Berkhoel	G
11	Gelech	F	33	Howard	G
12	Galvin	D			

### SEASON FINALE LINEUP

4	Ericsson	D	15	Helm	F
5	Kindl	D	18	Insana	D
6	Redenbach	F	21	Lemieux	F
7	Stafford	D	22	Quincey	D
8	Emmertson	F	25	Tardif	F
9	McGrath	F	26	Ritola	F
10	Mueller	F	31	Berkhoel	G
11	Gelech	F	33	Howard	G
12	Galvin	D	34	O'Leary	F
14	Corazzini	F			

## 2006-07 SEASON

Regular Season – 4th of 6 in North Division, 8th of 13 in Western Conference,  
17th of 27 in AHL

Overall: 37-32-6-5, 85 points  
Home: 22-13-2-3, 49 points  
Road: 15-19-4-2, 36 points

## Playoffs – Lost in North Division Semifinals

North Division Semifinals – Lost to #1 Manitoba, 3-4



General Manager – Bob McNamara

Head Coach – Greg Ireland

Assistant Coach – Jim Paek

Medical Therapist – Rob Snitzer

Equipment Manager – Brad Thompson

## REGULAR SEASON

Player	GP	G	A	PTS	+/-	PIM	PP	SH	GW	FG	OT	UG	SHT	PCT
Miller, Kip	78	25	47	72	-5	48	10	0	3	2	1	2	149	16.8%
Ellis, Matt	65	26	23	49	0	44	10	5	5	7	0	2	256	10.2%
Hussey, Matt	75	15	29	44	1	36	4	1	1	3	0	2	225	6.7%
Langfeld, Josh	38	13	19	32	-1	44	6	1	1	2	0	1	138	9.4%
Bootland, Darryl	68	18	13	31	6	222	3	0	6	3	0	0	128	14.1%
Campbell, Jeff	61	10	21	31	3	2	2	1	1	3	0	0	103	9.7%
Himelfarb, Eric	69	15	15	30	-5	60	1	5	1	3	0	1	155	9.7%
Meech, Derek	67	6	23	29	0	40	0	3	0	1	0	0	96	6.3%
Ericsson, Jonathan	67	5	24	29	5	102	5	0	0	0	0	0	78	6.4%
Oulahen, Ryan	79	11	16	27	4	42	0	3	1	2	0	3	120	9.2%
Quincey, Kyle	65	4	18	22	-7	126	1	0	1	2	0	1	121	3.3%
Syvret, Danny	57	4	16	20	-5	16	1	0	2	0	0	0	72	5.6%
Keller, Ryan	38	9	8	17	-4	26	2	0	1	2	0	0	75	12.0%
Brooks, Brendan	51	9	8	17	-7	44	1	1	1	1	0	0	88	10.2%
Tardif, Jamie	27	9	6	15	5	18	2	1	2	2	0	0	70	12.9%
McGrath, Evan	59	6	8	14	-1	41	0	0	1	0	0	1	60	10.0%
Kolanos, Krys	17	6	6	12	4	8	2	0	0	4	0	0	45	13.3%
Barney, Scott	40	4	8	12	-1	26	1	0	0	1	0	0	73	5.5%
Smith, Dan	80	1	10	11	13	97	0	0	0	0	0	0	63	1.6%
Voce, Tony	25	4	6	10	1	37	1	0	0	2	0	0	44	9.1%
Simon, Ben	21	4	5	9	1	28	1	3	1	1	0	1	37	10.8%
Parse, Scott	10	2	5	7	-2	6	0	0	0	0	0	0	26	7.7%
Galvin, Tom	41	0	7	7	7	32	0	0	0	0	0	0	37	0.0%
Insana, Jon	44	3	3	6	12	22	0	0	0	1	0	1	29	10.3%
Johansson, Jonas	12	3	2	5	1	10	2	0	1	1	0	0	27	11.1%
Norton, Brad	43	1	4	5	0	102	0	0	0	0	0	0	16	6.3%
Filppula, Valtteri	3	2	2	4	2	2	0	0	0	0	0	0	6	33.3%
Naumenko, Nick	6	0	3	3	-2	8	0	0	0	0	0	0	13	0.0%
Keefe, Adam	16	0	3	3	3	97	0	0	0	0	0	0	19	0.0%
Radunske, Brock	20	2	0	2	-3	12	0	0	0	1	0	0	26	7.7%
Beckett, Jason	4	1	0	1	1	2	0	0	0	0	0	0	1	100.0%
Howard, Jimmy	49	0	1	1	0	6	0	0	0	0	0	0	0	0.0%
Cyr, Ryan	1	0	0	0	0	0	0	0	0	0	0	0	0	0.0%
Jackson, Jim	1	0	0	0	0	0	0	0	0	0	0	0	0	0.0%
Kinley, Cleve	1	0	0	0	0	2	0	0	0	0	0	0	1	0.0%
Plante, Philippe	1	0	0	0	0	2	0	0	0	0	0	0	0	0.0%
Vicari, Dominic	1	0	0	0	0	0	0	0	0	0	0	0	0	0.0%
Watt, Mike	1	0	0	0	0	0	0	0	0	0	0	0	1	0.0%
Burke, Gerry	2	0	0	0	0	0	0	0	0	0	0	0	0	0.0%
Goulet, Stephane	2	0	0	0	0	2	0	0	0	0	0	0	0	0.0%
MacDonald, Joey	2	0	0	0	0	0	0	0	0	0	0	0	0	0.0%
Walsh, Mike	5	0	0	0	-1	0	0	0	0	0	0	0	0	0.0%
Liv, Stefan	35	0	0	0	0	6	0	0	0	0	0	0	0	0.0%
Bench	80	8		8		36								
Griffins Totals	80	226	359	585		1454	55	24	29	44	1	15	2406	9.4%
Opponent Totals	80	244	395	639		1352	85	11	38	35	6	20	2411	10.1%

## 2006-07 SEASON

### REGULAR SEASON

Goalie	GP	MIN	GAA	W	L	SOL	EN	SO	GA	SAVES	SPCT
Cyr, Ryan	1	36:48	1.63	0	0	0	0	0	1	13	0.929
Howard, Jimmy	49	2776:13	2.70	21	21	3	4	6	125	1286	0.911
MacDonald, Joey	2	122:54	2.93	1	1	0	1	0	6	53	0.898
Liv, Stefan	34	1893:08	3.01	15	15	2	3	2	95	812	0.895
Vicari, Dominic	1	23:04	10.40	0	1	0	0	0	4	3	0.429
<b>Griffins Totals</b>	<b>80</b>	<b>4885:04</b>	<b>3.00</b>	<b>37</b>	<b>38</b>	<b>5</b>	<b>8</b>	<b>8</b>	<b>244</b>	<b>2167</b>	<b>0.899</b>
<b>Opponent Totals</b>	<b>80</b>	<b>4885:04</b>	<b>2.78</b>	<b>43</b>	<b>29</b>	<b>8</b>	<b>7</b>	<b>2</b>	<b>226</b>	<b>2180</b>	<b>0.906</b>

### REGULAR SEASON

1st PER		2nd PER		3rd PER		OVERTIME		SHOOTOUT		TOTALS	
GF	GA	GF	GA	GF	GA	GF	GA	GF	GA	GF	GA
70	61	79	86	68	86	1	6	8	5	226	244

#### Scoring by Period

1st PER		2nd PER		3rd PER		OVERTIME		TOTALS	
SF	SA	SF	SA	SF	SA	SF	SA	SF	SA
768	769	844	825	747	765	39	47	2406	2411

Power Play: 55-441 (12.5%) 27th of 27 in AHL

Penalty Kill: 420-505 (83.2%) T12th of 27 in AHL

### PLAYOFFS

Player	GP	G	A	PTS	+/-	PIM	PP	SH	GW	FG	OT	UG	SHT	PCT
Ellis, Matt	7	4	3	7	0	4	1	1	2	1	1	1	36	11.1%
Voce, Tony	7	3	2	5	3	6	0	0	1	0	1	0	17	17.6%
Miller, Kip	7	0	5	5	-3	12	0	0	0	0	0	0	3	0.0%
Norton, Brad	7	1	2	3	5	24	0	0	0	0	0	0	4	25.0%
Hussey, Matt	6	1	1	2	2	2	0	0	0	0	0	0	15	6.7%
Kindl, Jakob	7	0	2	2	1	0	0	0	0	0	0	0	10	0.0%
Mursak, Jan	7	0	2	2	3	2	0	0	0	0	0	0	7	0.0%
Oulahen, Ryan	7	0	2	2	4	4	0	0	0	0	0	0	12	0.0%
Insana, Jon	5	1	0	1	-2	4	0	0	0	0	0	0	5	20.0%
Bootland, Darryl	6	1	0	1	-1	32	0	0	0	0	0	0	14	7.1%
Himelfarb, Eric	7	1	0	1	-7	12	0	0	0	0	0	0	21	4.8%
Parse, Scott	7	1	0	1	0	8	0	0	0	0	0	0	6	16.7%
Meech, Derek	7	0	1	1	1	4	0	0	0	0	0	0	15	0.0%
Smith, Dan	7	0	1	1	-1	8	0	0	0	0	0	0	7	0.0%
Emmertson, Cory	2	0	0	0	0	0	0	0	0	0	0	0	0	0.0%
Quincey, Kyle	2	0	0	0	-1	0	0	0	0	0	0	0	4	0.0%
Tardif, Jamie	2	0	0	0	0	0	0	0	0	0	0	0	3	0.0%
Campbell, Jeff	5	0	0	0	0	2	0	0	0	0	0	0	5	0.0%
Ericsson, Jonathan	7	0	0	0	-1	8	0	0	0	0	0	0	5	0.0%
Howard, Jimmy	7	0	0	0	0	4	0	0	0	0	0	0	0	0.0%
McGrath, Evan	7	0	0	0	2	0	0	0	0	0	0	0	5	0.0%
Simon, Ben	7	0	0	0	-2	9	0	0	0	0	0	0	15	0.0%
Bench	7	0	0	0	0	2	0	0	0	0	0	0	0	0.0%
<b>Griffins Totals</b>	<b>7</b>	<b>13</b>	<b>21</b>	<b>34</b>		<b>147</b>	<b>1</b>	<b>1</b>	<b>3</b>	<b>1</b>	<b>2</b>	<b>1</b>	<b>209</b>	<b>6.2%</b>
<b>Opponent Totals</b>	<b>7</b>	<b>16</b>	<b>26</b>	<b>42</b>		<b>97</b>	<b>5</b>	<b>2</b>	<b>4</b>	<b>6</b>	<b>0</b>	<b>2</b>	<b>193</b>	<b>8.3%</b>

### PLAYOFFS

Goalie	GP	MIN	GAA	W	L	EN	SO	GA	SAVES	SPCT
Howard, Jimmy	7	434:08	1.93	3	4	2	0	14	177	0.927
<b>Griffins Totals</b>	<b>7</b>	<b>436:59</b>	<b>2.20</b>	<b>3</b>	<b>4</b>	<b>2</b>	<b>0</b>	<b>16</b>	<b>177</b>	<b>0.917</b>
<b>Opponent Totals</b>	<b>7</b>	<b>436:59</b>	<b>1.78</b>	<b>4</b>	<b>3</b>	<b>1</b>	<b>1</b>	<b>13</b>	<b>196</b>	<b>0.938</b>

### PLAYOFFS

1st PER		2nd PER		3rd PER		OVERTIME		TOTALS	
GF	GA	GF	GA	GF	GA	GF	GA	GF	GA
4	5	2	3	5	8	2	0	13	16

#### Scoring by Period

1st PER		2nd PER		3rd PER		OVERTIME		TOTALS	
SF	SA	SF	SA	SF	SA	SF	SA	SF	SA
62	59	57	62	82	66	8	6	209	193

Power Play: 1-29 (3.4%) 16th of 16 in AHL

Penalty Kill: 43-48 (89.6%) 2nd of 16 in AHL

**2006-07 RESULTS**

GAME	DATE	OPP/HOME ATT.	SCORE	RECORD
1	10/6	@ Sa	4-5 OTL	0-0-1-0
2	10/7	@ Hou	3-1 W	1-0-1-0
3	10/13	@ Tor	4-2 W	2-0-1-0
4	10/14	OMA (10,834)	3-4 L	2-1-1-0
5	10/20	HOU (3,056)	2-1 W	3-1-1-0
6	10/21	HOU (3,116)	3-4 SOL	3-1-1-1
7	10/25	RCH (3,591)	3-4 L	3-2-1-1
8	10/27	TOR (3,074)	0-4 L	3-3-1-1
9	10/28	PHI (3,412)	6-2 W	4-3-1-1
10	11/3	MTB (3,296)	4-0 W	5-3-1-1
11	11/4	MTB (7,022)	5-4 SOW	6-3-1-1
12	11/7	@ Mtb	1-2 L	6-4-1-1
13	11/8	@ Mtb	1-2 L	6-5-1-1
14	11/10	MIL (3,543)	2-3 OTL	6-5-2-1
15	11/11	ALB (5,149)	2-3 L	6-6-2-1
16	11/14	MIL (8,243)	1-8 L	6-7-2-1
17	11/17	PEO (3,717)	1-3 L	6-8-2-1
18	11/18	@ Chi	3-5 L	6-9-2-1
19	11/24	CHI (6,531)	6-4 W	7-9-2-1
20	11/25	@ Sa	5-3 W	8-9-2-1
21	11/26	@ Hou	1-6 L	8-10-2-1
22	11/29	HAM (3,153)	2-3 SOL	8-10-2-2
23	12/1	RCH (7,051)	4-2 W	9-10-2-2
24	12/2	RCH (9,164)	4-1 W	10-10-2-2
25	12/8	TOR (5,345)	2-3 L	10-11-2-2
26	12/9	@ Tor	2-1 W	11-11-2-2
27	12/13	@ Mil	2-1 SOW	12-11-2-2
28	12/15	MIL (5,643)	3-6 L	12-12-2-2
29	12/16	@ Peo	2-4 L	12-13-2-2
30	12/17	@ Mil	5-8 L	12-14-2-2
31	12/20	IOW (4,521)	3-4 OTL	12-14-3-2
32	12/22	@ Peo	3-2 W	13-14-3-2
33	12/26	PEO (4,650)	3-4 L	13-15-3-2
34	12/29	@ Mil	1-2 OTL	13-15-4-2
35	12/30	HAM (6,011)	2-0 W	14-15-4-2
36	12/31	RCH (8,422)	3-0 W	15-15-4-2
37	1/5	@ Wbs	6-5 W	16-15-4-2
38	1/6	@ Alb	4-3 W	17-15-4-2
39	1/8	@ Phi	3-2 W	18-15-4-2
40	1/10	PEO (4,212)	3-0 W	19-15-4-2

GAME	DATE	OPP/HOME ATT.	SCORE	RECORD
41	1/12	OMA (6,894)	0-4 L	19-16-4-2
42	1/13	WBS (10,834)	4-3 SOW	20-16-4-2
43	1/19	@ Ham	1-2 L	20-17-4-2
44	1/20	@ Ham	1-5 L	20-18-4-2
45	1/24	@ Rch	4-5 L	20-19-4-2
46	1/26	@ Rch	1-5 L	20-20-4-2
47	1/27	TOR (10,834)	6-3 W	21-20-4-2
48	2/7	SYR (4,182)	4-3 W	22-20-4-2
49	2/9	@ Iow	4-0 W	23-20-4-2
50	2/10	@ Iow	5-3 W	24-20-4-2
51	2/16	SA (7,012)	5-2 W	25-20-4-2
52	2/17	SA (10,319)	4-2 W	26-20-4-2
53	2/18	@ Peo	3-7 L	26-21-4-2
54	2/21	SYR (7,034)	4-3 SOW	27-21-4-2
55	2/23	@ Peo	4-3 SOW	28-21-4-2
56	2/24	HAM (10,834)	1-0 SOW	29-21-4-2
57	2/25	HAM (6,638)	2-3 L	29-22-4-2
58	2/28	@ Rch	2-3 OTL	29-22-5-2
59	3/3	@ Syr	3-5 L	29-23-5-2
60	3/4	@ Rch	3-1 W	30-23-5-2
61	3/6	PEO (7,489)	5-3 W	31-23-5-2
62	3/9	@ Oma	1-0 W	32-23-5-2
63	3/10	@ Oma	2-6 L	32-24-5-2
64	3/14	IOW (7,546)	4-1 W	33-24-5-2
65	3/16	MTB (10,834)	2-3 SOL	33-24-5-3
66	3/17	MTB (10,500)	2-3 L	33-25-5-3
67	3/18	@ Mil	2-3 OTL	33-25-6-3
68	3/23	@ Mtb	2-3 SOL	33-25-6-4
69	3/24	@ Mtb	3-4 SOL	33-25-6-5
70	3/25	@ Tor	3-5 L	33-26-6-5
71	3/28	MIL (8,449)	3-2 SOW	34-26-6-5
72	3/30	@ Ham	1-4 L	34-27-6-5
73	3/31	CHI (10,834)	2-1 OTW	35-27-6-5
74	4/4	@ Syr	1-3 L	35-28-6-5
75	4/6	TOR (10,834)	4-0 W	36-28-6-5
76	4/7	@ Chi	3-5 L	36-29-6-5
77	4/11	@ Ham	4-3 SOW	37-29-6-5
78	4/13	@ Ham	1-3 L	37-30-6-5
79	4/14	HAM (10,834)	2-4 L	37-31-6-5
80	4/15	@ Tor	1-5 L	37-32-6-5

**North Division Semifinals - #4 Grand Rapids lost to #1 Manitoba, 3-4**

P1	4/19	@ Mtb	0-1 L	0-1
P2	4/21	@ Mtb	4-1 W	1-1
P3	4/23	MTB (2,754)	2-1 OTW	2-1
P4	4/25	MTB (3,153)	1-4 L	2-2
P5	4/27	MTB (3,598)	4-3 OTW	3-2
P6	4/29	@ Mtb	1-2 L	3-3
P7	5/1	@ Mtb	1-4 L	3-4

**OPENING NIGHT LINEUP**

1	Liv	G	19	Himelfarb	F
2	Beckett	D	21	Langfeld	F
3	Syvret	D	22	Quincey	D
4	Dan Smith	D	23	Ellis	F
8	Naumenko	D	25	Barney	F
9	Kip Miller	F	26	Brooks	F
11	Kolanos	F	27	Bootland	F
14	Matt Hussey	F	28	Meech	D
16	Oulahen	F	33	Howard	G
17	McGrath	F			

**SEASON FINALE LINEUP**

1	Liv	G	16	Oulahen	F
4	Dan Smith	D	17	McGrath	F
5	Norton	D	18	Insana	D
6	Ericsson	D	19	Himelfarb	F
8	B. Simon	F	20	Tardif	F
9	Kip Miller	F	23	Ellis	F
10	Kindl	D	27	Bootland	F
11	Mursak	F	28	Meech	D
13	Voce	F	29	Parse	F
14	Matt Hussey	F	33	Howard	G



## 2005-06 SEASON

Regular Season – 1st of 7 in North Division, 1st of 14 in Western Conference,

1st of 27 in AHL

Overall: 55-20-1-4, 115 points

Home: 30-6-1-3, 64 points

Road: 25-14-0-1, 51 points

**Playoffs – Lost in Western Conference Finals**

North Division Semifinals – Defeated #4 Toronto, 4-1

North Division Finals – Defeated #3 Manitoba, 4-3

Western Conference Finals – Lost to #1 Milwaukee, 0-4

General Manager – Bob McNamara

Head Coach – Greg Ireland

Assistant Coach – Jim Paek

Medical Therapist – Rob Snitzer

Equipment Manager – Brad Thompson

**REGULAR SEASON**

Player	GP	G	A	PTS	+/-	PIM	PP	SH	GW	FG	OT	UG	SHT	PCT
Hudler, Jiri	76	36	60	96	5	56	11	1	7	5	2	2	242	14.9%
MacLean, Donald	76	56	32	88	18	63	21	0	9	6	2	5	271	20.7%
Manlow, Eric	80	25	48	73	5	44	15	1	2	4	0	0	190	13.2%
Kopecky, Tomas	77	32	40	72	24	123	8	0	3	3	0	2	243	13.2%
Filppula, Valtteri	74	20	50	70	23	30	5	1	4	1	0	0	132	15.2%
McDonell, Kent	77	21	37	58	-11	171	15	1	5	2	0	1	242	8.7%
Bootland, Darryl	77	27	29	56	18	390	11	1	4	6	0	2	150	18.0%
Helmer, Bryan	80	12	44	56	25	138	9	0	3	2	2	0	216	5.6%
DiCasmirro, Nate	72	16	36	52	27	97	3	1	3	4	0	2	100	16.0%
Ellis, Matt	74	20	28	48	18	61	3	3	2	1	0	3	202	9.9%
Wilson, Clay	60	10	27	37	17	40	5	3	3	2	0	1	113	8.8%
Quincey, Kyle	70	7	26	33	15	107	2	0	0	1	0	0	128	5.5%
Himelfarb, Eric	62	10	18	28	-6	60	5	0	3	0	0	0	83	12.0%
Meech, Derek	79	4	16	20	3	85	1	0	0	1	0	0	100	4.0%
Oulahen, Ryan	75	9	10	19	0	20	0	0	0	0	0	0	82	11.0%
Lebda, Brett	25	4	14	18	13	42	2	0	0	0	0	0	55	7.3%
Martens, Nick	67	4	12	16	8	54	3	0	0	1	0	0	53	7.5%
Richards, Travis	13	0	4	4	8	10	0	0	0	0	0	0	6	0.0%
Nelson, Jeff	2	1	2	3	3	6	0	0	1	0	0	0	2	50.0%
Insana, Jon	8	1	2	3	1	6	0	0	0	0	0	0	6	16.7%
Hackert, Michael	16	0	3	3	1	14	0	0	0	0	0	0	20	0.0%
Howard, Jimmy	38	0	3	3	0	17	0	0	0	0	0	0	0	0.0%
Amadio, Greg	64	0	3	3	10	140	0	0	0	0	0	0	26	0.0%
Virtue, Terry	12	1	1	2	2	33	1	0	0	0	0	0	13	7.7%
Keller, Ryan	10	1	0	1	-2	14	0	0	0	0	0	0	21	4.8%
Legace, Manny	1	0	1	1	0	0	0	0	0	0	0	0	0	0.0%
Kindl, Jakob	3	0	1	1	-1	2	0	0	0	0	0	0	2	0.0%
Jackson, Todd	5	0	1	1	1	2	0	0	0	0	0	0	5	0.0%
Bonello, Brad	8	0	1	1	0	12	0	0	0	0	0	0	6	0.0%
MacDonald, Joey	32	0	1	1	0	14	0	0	0	0	0	0	0	0.0%
Koopmans, Logan	1	0	0	0	0	0	0	0	0	0	0	0	0	0.0%
Kronwall, Niklas	1	0	0	0	-1	0	0	0	0	0	0	0	1	0.0%
Cameron, Scott	3	0	0	0	-1	2	0	0	0	0	0	0	4	0.0%
Jorde, Ryan	3	0	0	0	-1	2	0	0	0	0	0	0	3	0.0%
Osgood, Chris	3	0	0	0	0	2	0	0	0	0	0	0	0	0.0%
Angel, Brett	4	0	0	0	1	5	0	0	0	0	0	0	0	0.0%
Adams, John	5	0	0	0	0	0	0	0	0	0	0	0	2	0.0%
MacIntyre, Drew	13	0	0	0	0	0	0	0	0	0	0	0	0	0.0%
Bench	80	6		6		28			6					
<b>Griffins Totals</b>	<b>80</b>	<b>323</b>	<b>550</b>	<b>873</b>		<b>1888</b>	<b>120</b>	<b>12</b>	<b>55</b>	<b>39</b>	<b>6</b>	<b>18</b>	<b>2725</b>	<b>11.9%</b>
<b>Opponent Totals</b>	<b>80</b>	<b>247</b>	<b>413</b>	<b>660</b>		<b>1933</b>	<b>95</b>	<b>11</b>	<b>25</b>	<b>41</b>	<b>1</b>	<b>10</b>	<b>2358</b>	<b>10.5%</b>

## 2005-06 SEASON

### REGULAR SEASON

Goalie	GP	MIN	GAA	W	L	SOL	EN	SO	GA	SAVES	SPCT
Legace, Manny	1	60:00	2.00	1	0	0	0	0	2	20	0.909
Howard, Jimmy	38	2141:28	2.58	27	6	2	2	2	92	927	0.910
MacIntyre, Drew	13	680:37	2.91	8	4	0	2	0	33	287	0.897
MacDonald, Joey	32	1745:10	3.13	17	9	2	5	2	91	789	0.897
Osgood, Chris	3	179:44	3.34	2	1	0	1	0	10	75	0.882
Koopmans, Logan	1	39:46	7.54	0	1	0	0	0	5	13	0.722
<b>Griffins Totals</b>	<b>80</b>	<b>4872:31</b>	<b>3.04</b>	<b>55</b>	<b>21</b>	<b>4</b>	<b>10</b>	<b>4</b>	<b>247</b>	<b>2111</b>	<b>0.895</b>
<b>Opponent Totals</b>	<b>80</b>	<b>4872:31</b>	<b>3.98</b>	<b>25</b>	<b>49</b>	<b>6</b>	<b>3</b>	<b>1</b>	<b>323</b>	<b>2402</b>	<b>0.881</b>

### REGULAR SEASON

#### Scoring by Period

1st PER		2nd PER		3rd PER		OVERTIME		SHOOTOUT		TOTALS	
GF	GA	GF	GA	GF	GA	GF	GA	GF	GA	GF	GA
92	84	105	87	114	71	6	1	6	4	323	247

#### Shots by Period

1st PER		2nd PER		3rd PER		OVERTIME		TOTALS	
SF	SA	SF	SA	SF	SA	SF	SA	SF	SA
877	775	910	824	875	729	63	30	2725	2358

**Power Play:** 120-550 (21.8%) 1st of 27 in AHL

**Penalty Kill:** 467-562 (83.1%) 12th of 27 in AHL

### PLAYOFFS

Player	GP	G	A	PTS	+/-	PIM	PP	SH	GW	FG	OT	UG	SHT	PCT
Hudler, Jiri	16	6	16	22	-1	20	3	0	2	0	1	0	60	10.0%
Filppula, Valtteri	16	7	9	16	-4	4	2	0	1	0	0	0	27	25.9%
Bootland, Darryl	16	5	7	12	1	50	1	0	2	0	0	0	36	13.9%
McDonnell, Kent	16	5	4	9	2	20	2	0	0	2	0	0	54	9.3%
Helmer, Bryan	16	1	8	9	2	24	1	0	0	0	0	0	37	2.7%
MacLean, Donald	14	6	2	8	-1	8	3	0	0	1	0	1	33	18.2%
Virtue, Terry	16	0	8	8	-1	42	0	0	0	0	0	0	16	0.0%
Kopecky, Tomas	16	3	4	7	0	25	2	0	1	0	0	0	57	5.3%
DiCasimiro, Nate	16	3	3	6	1	20	0	0	0	1	0	0	31	9.7%
Manlow, Eric	16	3	3	6	1	12	0	0	1	1	1	0	33	9.1%
Ellis, Matt	16	4	1	5	-2	20	0	0	1	2	1	0	43	9.3%
Lebda, Brett	11	1	4	5	-9	8	0	0	0	0	0	0	22	4.5%
Wilson, Clay	16	0	3	3	3	8	0	0	0	0	0	0	19	0.0%
Meech, Derek	16	0	2	2	4	4	0	0	0	0	0	0	24	0.0%
Martens, Nick	7	0	1	1	1	2	0	0	0	0	0	0	0	0.0%
Quincey, Kyle	16	0	1	1	-7	27	0	0	0	0	0	0	17	0.0%
Amadio, Greg	3	0	0	0	-1	0	0	0	0	0	0	0	0	0.0%
MacIntyre, Drew	5	0	0	0	0	0	0	0	0	0	0	0	0	0.0%
Howard, Jimmy	13	0	0	0	0	4	0	0	0	0	0	0	0	0.0%
Keller, Ryan	13	0	0	0	1	0	0	0	0	0	0	0	9	0.0%
Himelfarb, Eric	16	0	0	0	-2	12	0	0	0	0	0	0	16	0.0%
Oulahen, Ryan	16	0	0	0	-2	2	0	0	0	0	0	0	10	0.0%
Bench	16	0	0	0	0	0								
<b>Griffins Totals</b>	<b>16</b>	<b>44</b>	<b>76</b>	<b>120</b>		<b>312</b>	<b>14</b>	<b>0</b>	<b>8</b>	<b>7</b>	<b>3</b>	<b>1</b>	<b>544</b>	<b>8.1%</b>
<b>Opponent Totals</b>	<b>16</b>	<b>52</b>	<b>90</b>	<b>142</b>		<b>281</b>	<b>19</b>	<b>4</b>	<b>8</b>	<b>9</b>	<b>0</b>	<b>3</b>	<b>502</b>	<b>10.4%</b>

### PLAYOFFS

Goalie	GP	MIN	GAA	W	L	EN	SO	GA	SAVES	SPCT
MacIntyre, Drew	5	259:41	1.62	3	1	1	0	7	110	0.940
Howard, Jimmy	13	762:39	3.46	5	7	0	0	44	340	0.885
<b>Griffins Totals</b>	<b>16</b>	<b>1029:10</b>	<b>3.03</b>	<b>8</b>	<b>8</b>	<b>1</b>	<b>0</b>	<b>52</b>	<b>450</b>	<b>0.896</b>
<b>Opponent Totals</b>	<b>16</b>	<b>1029:10</b>	<b>2.57</b>	<b>8</b>	<b>8</b>	<b>1</b>	<b>1</b>	<b>44</b>	<b>500</b>	<b>0.919</b>

### PLAYOFFS

#### Scoring by Period

1st PER		2nd PER		3rd PER		OVERTIME		TOTALS	
GF	GA	GF	GA	GF	GA	GF	GA	GF	GA
17	21	10	17	14	14	3	0	44	52

#### Shots by Period

1st PER		2nd PER		3rd PER		OVERTIME		TOTALS	
SF	SA	SF	SA	SF	SA	SF	SA	SF	SA
166	182	163	154	163	141	52	25	544	502

**Power Play:** 14-104 (13.5%) 14th of 16 in AHL

**Penalty Kill:** 99-118 (83.9%) T6th of 16 in AHL

## 2005-06 RESULTS

GAME	DATE	OPP/HOME ATT.	SCORE	RECORD	GAME	DATE	OPP/HOME ATT.	SCORE	RECORD
1	10/8	MIL (10,834)	6-3 W	1-0-0-0	41	1/13	CHI (5,579)	5-4 SOW	27-11-1-2
2	10/12	@ Cle	5-2 W	2-0-0-0	42	1/14	MIL (6,666)	3-2 OTW	28-11-1-2
3	10/14	@ Ham	3-1 W	3-0-0-0	43	1/18	IOW (3,709)	6-3 W	29-11-1-2
4	10/15	HOU (3,867)	2-3 L	3-1-0-0	44	1/20	TOR (4,707)	3-5 L	29-12-1-2
5	10/19	@ Sa	6-3 W	4-1-0-0	45	1/21	TOR (10,834)	6-5 W	30-12-1-2
6	10/21	@ Hou	3-7 L	4-2-0-0	46	1/25	SA (4,043)	3-2 W	31-12-1-2
7	10/22	OMA (5,206)	3-1 W	5-2-0-0	47	1/27	@ Oma	3-2 W	32-12-1-2
8	10/28	IOW (3,913)	6-2 W	6-2-0-0	48	1/28	@ Peo	4-2 W	33-12-1-2
9	10/29	HOU (4,009)	5-6 SOL	6-2-0-1	49	1/29	@ low	3-4 SOL	33-12-1-3
10	11/4	SYR (4,021)	5-2 W	7-2-0-1	50	2/3	@ Mil	5-4 OTW	34-12-1-3
11	11/5	SYR (10,834)	3-2 W	8-2-0-1	51	2/4	SYR (10,834)	7-1 W	35-12-1-3
12	11/6	@ Ham	3-1 W	9-2-0-1	52	2/10	PHI (5,011)	4-0 W	36-12-1-3
13	11/12	@ Ham	2-5 L	9-3-0-1	53	2/11	PEO (6,165)	4-2 W	37-12-1-3
14	11/15	MTB (6,683)	5-4 SOW	10-3-0-1	54	2/14	MTB (3,590)	3-5 L	37-13-1-3
15	11/18	CLE (4,544)	6-3 W	11-3-0-1	55	2/16	@ Cle	9-2 W	38-13-1-3
16	11/19	@ Cle	5-3 W	12-3-0-1	56	2/17	HAM (5,325)	2-3 L	38-14-1-3
17	11/20	@ Tor	3-1 W	13-3-0-1	57	2/18	MTB (10,834)	2-3 SOL	38-14-1-4
18	11/22	@ Mtb	4-2 W	14-3-0-1	58	2/22	@ Rch	4-0 W	39-14-1-4
19	11/23	@ Mtb	3-2 SOW	15-3-0-1	59	2/24	@ Phi	2-4 L	39-15-1-4
20	11/26	HAM (5,398)	5-6 SOL	15-3-0-2	60	2/25	@ Syr	5-4 SOW	40-15-1-4
21	11/29	@ low	2-3 L	15-4-0-2	61	2/26	@ Her	4-3 W	41-15-1-4
22	12/1	@ Oma	4-3 SOW	16-4-0-2	62	3/1	CLE (3,745)	5-1 W	42-15-1-4
23	12/2	@ Peo	4-7 L	16-5-0-2	63	3/3	@ Chi	2-5 L	42-16-1-4
24	12/3	MIL (10,834)	5-4 OTW	17-5-0-2	64	3/5	RCH (5,785)	6-1 W	43-16-1-4
25	12/7	HAM (3,568)	4-3 W	18-5-0-2	65	3/8	PEO (3,671)	5-4 OTW	44-16-1-4
26	12/9	@ Mil	2-5 L	18-6-0-2	66	3/12	@ Chi	7-3 W	45-16-1-4
27	12/10	CLE (5,059)	2-4 L	18-7-0-2	67	3/14	@ Mil	5-3 W	46-16-1-4
28	12/14	@ Tor	0-5 L	18-8-0-2	68	3/15	MTB (4,051)	3-2 SOW	47-16-1-4
29	12/16	@ Rch	1-4 L	18-9-0-2	69	3/17	CLE (8,740)	3-2 W	48-16-1-4
30	12/17	@ Tor	3-6 L	18-10-0-2	70	3/18	TOR (10,834)	4-3 OTW	49-16-1-4
31	12/18	@ Syr	4-3 W	19-10-0-2	71	3/23	@ Cle	4-1 W	50-16-1-4
32	12/21	@ Mil	5-0 W	20-10-0-2	72	3/25	RCH (10,834)	4-1 W	51-16-1-4
33	12/22	HER (4,056)	6-4 W	21-10-0-2	73	3/26	RCH (7,466)	3-2 W	52-16-1-4
34	12/23	CLE (4,420)	4-1 W	22-10-0-2	74	3/31	@ Mtb	5-4 OTW	53-16-1-4
35	12/28	OMA (4,650)	5-4 W	23-10-0-2	75	4/1	@ Mtb	2-4 L	53-17-1-4
36	12/30	HAM (5,916)	7-2 W	24-10-0-2	76	4/5	@ Cle	5-6 L	53-18-1-4
37	12/31	CHI (10,004)	3-4 OTL	24-10-1-2	77	4/8	@ Syr	6-0 W	54-18-1-4
38	1/4	@ Ham	1-4 L	24-11-1-2	78	4/9	@ Rch	4-6 L	54-19-1-4
39	1/6	@ Hou	6-5 W	25-11-1-2	79	4/14	SA (10,834)	4-2 W	55-19-1-4
40	1/7	@ Sa	5-2 W	26-11-1-2	80	4/15	MIL (10,834)	3-5 L	55-20-1-4

## North Division Semifinals - #1 Grand Rapids defeated #4 Toronto, 4-1

P1	4/21	TOR (3,506)	6-5 3OTW	1-0
P2	4/22	TOR (4,267)	3-6 L	1-1
P3	4/24	@ Tor	4-1 W	2-1
P4	4/27	@ Tor	3-2 W	3-1
P5	4/28	@ Tor	2-1 2OTW	4-1

## North Division Finals - #1 Grand Rapids defeated #3 Manitoba, 4-3

P6	5/5	MTB (3,858)	1-3 L	0-1
P7	5/6	MTB (4,064)	3-2 W	1-1
P8	5/9	@ Mtb	5-4 OTW	2-1
P9	5/11	@ Mtb	1-5 L	2-2
P10	5/13	@ Mtb	3-2 W	3-2
P11	5/15	MTB (2,707)	1-3 L	3-3
P12	5/16	MTB (2,450)	5-4 W	4-3

## Western Finals - #1 Grand Rapids lost to #1 Milwaukee, 0-4

P13	5/18	MIL (2,620)	0-4 L	0-1
P14	5/20	MIL (5,047)	1-2 L	0-2
P15	5/22	@ Mil	2-3 L	0-3
P16	5/24	@ Mil	4-5 L	0-4

## OPENING NIGHT LINEUP

1	MacIntyre	G	20	Helmer	D
2	Amadio	D	22	Quincey	D
7	Manlow	F	23	Ellis	F
9	Kopecy	F	26	Hudler	F
10	MacLean	F	27	Bootland	F
12	McDonell	F	28	Meech	D
13	Lebda	D	35	Koopmans	G
14	DiCasmirro	F	42	Hackert	F
15	V. Filppula	F	44	Insana	D
19	Himelfarb	F			

## SEASON FINALE LINEUP

1	MacIntyre	G	15	V. Filppula	F
2	Amadio	D	16	Oulahen	F
3	C. Wilson	D	19	Himelfarb	F
4	Virtue	D	20	Helmer	D
7	Manlow	F	22	Quincey	D
9	Kopecy	F	23	Ellis	F
10	MacLean	F	26	Hudler	F
12	McDonell	F	27	Bootland	F
13	Lebda	D	28	Meech	D
14	DiCasmirro	F	33	Howard	G

## 2004-05 SEASON

Regular Season – 5th of 7 in West Division, 9th of 14 in Western Conference, 17th of 28 in AHL

Overall: 41-35-2-2, 86 points

Home: 19-18-2-1, 41 points

Road: 22-17-0-1, 45 points

### Playoffs – Did Not Qualify

General Manager – Bob McNamara

Head Coaches – Danton Cole, Greg Ireland (promoted 2/10/05)

Assistant Coaches – Greg Ireland, Chris Cichocki (hired 2/18/05)

Medical Therapist – Rob Snitzer

Equipment Manager – Brad Thompson



### REGULAR SEASON

Player	GP	G	A	PTS	+/-	PIM	PP	SH	GW	FG	OT	UG	SHT	PCT
Kronwall, Niklas	76	13	40	53	6	53	3	0	2	0	0	1	150	8.7%
Miller, Kip	50	13	32	45	-3	17	7	0	1	2	1	0	99	13.1%
Himelfarb, Eric	76	19	24	43	-6	59	8	2	3	3	0	2	151	12.6%
Manlow, Eric	61	21	20	41	-4	24	10	0	3	3	1	1	159	13.2%
Ellis, Matt	79	18	23	41	10	59	1	4	1	4	0	1	231	7.8%
Bootland, Darryl	78	14	20	34	5	336	1	1	6	3	1	1	155	9.0%
Hudler, Jiri	52	12	22	34	1	10	4	0	2	0	1	1	111	10.8%
Sloan, Blake	78	15	11	26	-3	68	4	1	3	1	1	2	187	8.0%
Robinson, Todd	40	7	19	26	5	6	3	0	1	1	0	1	70	10.0%
Helmer, Bryan	80	7	18	25	11	64	5	1	2	1	0	0	180	3.9%
Robinson, Nathan	50	8	16	24	-5	10	3	0	2	3	0	0	88	9.1%
Vandermeer, Peter	73	4	13	17	4	310	0	0	0	2	0	0	82	4.9%
Kopecky, Tomas	48	8	8	16	1	35	2	0	2	3	1	0	87	9.2%
Barnes, Ryan	69	7	8	15	1	167	0	0	2	1	0	0	85	8.2%
Meech, Derek	78	6	8	14	-2	40	1	0	1	1	0	1	101	5.9%
Lebda, Brett	80	2	10	12	-1	34	0	0	0	1	0	0	99	2.0%
Groulx, Danny	53	1	11	12	-2	90	0	0	0	0	0	0	79	1.3%
Panzer, Jeff	20	6	3	9	4	11	2	0	1	0	0	0	42	14.3%
Hartlieb, Ernie	44	3	6	9	-4	23	0	0	1	2	0	0	38	7.9%
Kelly, Brent	22	3	4	7	0	4	0	0	0	1	0	0	45	6.7%
Eaton, Mark	29	3	3	6	2	21	1	1	1	0	0	0	50	6.0%
Richards, Travis	35	1	3	4	0	30	0	0	0	0	0	0	26	3.8%
Karlander, Kory	36	1	2	3	-4	34	0	0	0	0	0	0	30	3.3%
MacDonald, Joey	66	0	3	3	0	8	0	0	0	0	0	0	0	0.0%
Jackson, Todd	30	0	2	2	-4	10	0	0	0	0	0	0	22	0.0%
Amadio, Greg	35	0	2	2	0	96	0	0	0	0	0	0	20	0.0%
Hutchins, Jeff	12	1	0	1	1	45	0	0	0	0	0	0	8	12.5%
Bouchard, Robin	4	0	1	1	0	6	0	0	0	0	0	0	11	0.0%
Insana, Jon	8	0	1	1	-7	2	0	0	0	0	0	0	12	0.0%
Ballantyne, Paul	23	0	1	1	0	10	0	0	0	0	0	0	7	0.0%
Ayers, Mike	1	0	0	0	0	0	0	0	0	0	0	0	0	0.0%
Legault, Jay	2	0	0	0	-1	0	0	0	0	0	0	0	0	0.0%
Edwardson, Derek	3	0	0	0	0	0	0	0	0	0	0	0	3	0.0%
Lundbohm, Bryan	3	0	0	0	-2	0	0	0	0	0	0	0	4	0.0%
Parillo, Nick	4	0	0	0	-2	9	0	0	0	0	0	0	6	0.0%
MacIntyre, Drew	24	0	0	0	0	0	0	0	0	0	0	0	0	0.0%
Bench	80	7		7		30			7					
<b>Griffins Totals</b>	<b>80</b>	<b>200</b>	<b>334</b>	<b>534</b>		<b>1721</b>	<b>55</b>	<b>10</b>	<b>41</b>	<b>32</b>	<b>6</b>	<b>11</b>	<b>2445</b>	<b>8.2%</b>
<b>Opponent Totals</b>	<b>80</b>	<b>200</b>	<b>348</b>	<b>548</b>		<b>1615</b>	<b>63</b>	<b>6</b>	<b>39</b>	<b>48</b>	<b>2</b>	<b>10</b>	<b>2422</b>	<b>8.3%</b>

### REGULAR SEASON

Goalie	GP	MIN	GAA	W	L	SOL	EN	SO	GA	SAVES	SPCT
MacDonald, Joey	66	3754:40	2.29	34	29	2	4	5	143	1785	0.926
MacIntyre, Drew	24	1048:33	2.69	7	8	0	2	1	47	431	0.902
Ayers, Mike	1	19:57	6.02	0	0	0	0	0	2	6	0.750
<b>Griffins Totals</b>	<b>80</b>	<b>4856:37</b>	<b>2.47</b>	<b>41</b>	<b>37</b>	<b>2</b>	<b>6</b>	<b>6</b>	<b>200</b>	<b>2222</b>	<b>0.917</b>
<b>Opponent Totals</b>	<b>80</b>	<b>4856:37</b>	<b>2.47</b>	<b>39</b>	<b>34</b>	<b>7</b>	<b>6</b>	<b>9</b>	<b>200</b>	<b>2245</b>	<b>0.918</b>

### REGULAR SEASON

1st PER		2nd PER		Scoring by Period				SHOOTOUT		TOTALS	
GF	GA	GF	GA	GF	GA	GF	GA	GF	GA	GF	GA
63	64	73	73	51	59	6	2	7	2	200	200

1st PER		2nd PER		Shots by Period				OVERTIME		TOTALS	
SF	SA	SF	SA	SF	SA	SF	SA	SF	SA	SF	SA
818	778	798	848	785	754	44	42	2445	2422		
<b>Power Play:</b>		55-393 (14.0%)		23rd of 28 in AHL							
<b>Penalty Kill:</b>		367-430 (85.3%)		12th of 28 in AHL							

## 2004-05 RESULTS

GAME	DATE	OPP/HOME ATT.	SCORE	RECORD
1	10/15	CLE (10,834)	3-2 SOW	1-0-0-0
2	10/16	@ Chi	5-1 W	2-0-0-0
3	10/22	@ Sa	3-1 W	3-0-0-0
4	10/24	@ Sa	4-3 OTW	4-0-0-0
5	10/26	RCH (3,810)	4-0 W	5-0-0-0
6	10/29	CHI (5,320)	1-2 L	5-1-0-0
7	10/30	SA (4,226)	3-4 L	5-2-0-0
8	11/5	HOU (5,127)	3-4 OTL	5-2-1-0
9	11/6	HOU (4,735)	0-1 L	5-3-1-0
10	11/12	HOU (5,077)	1-0 W	6-3-1-0
11	11/13	SA (8,084)	3-2 W	7-3-1-0
12	11/16	CIN (5,515)	2-1 W	8-3-1-0
13	11/18	CHI (4,640)	2-6 L	8-4-1-0
14	11/19	@ Cle	3-2 W	9-4-1-0
15	11/20	CLE (5,561)	5-0 W	10-4-1-0
16	11/24	@ Cin	4-3 SOW	11-4-1-0
17	11/26	CHI (7,291)	1-3 L	11-5-1-0
18	11/27	@ Chi	3-2 OTW	12-5-1-0
19	11/28	CIN (3,650)	2-1 SOW	13-5-1-0
20	12/3	@ Mil	1-0 W	14-5-1-0
21	12/4	UTA (7,638)	2-1 W	15-5-1-0
22	12/7	@ Stj	2-3 L	15-6-1-0
23	12/8	@ Stj	5-4 W	16-6-1-0
24	12/10	@ Cin	3-2 W	17-6-1-0
25	12/11	CHI (7,550)	2-3 L	17-7-1-0
26	12/15	@ Uta	4-2 W	18-7-1-0
27	12/17	@ Uta	1-3 L	18-8-1-0
28	12/18	CLE (6,511)	0-2 L	18-9-1-0
29	12/22	@ Cle	2-3 SOL	18-9-1-1
30	12/23	@ Chi	1-3 L	18-10-1-1
31	12/26	CIN (5,020)	1-2 L	18-11-1-1
32	12/28	CIN (6,094)	4-5 L	18-12-1-1
33	12/31	HAM (9,420)	0-5 L	18-13-1-1
34	1/7	@ Ham	2-5 L	18-14-1-1
35	1/8	@ Cle	0-2 L	18-15-1-1
36	1/9	@ Cle	4-0 W	19-15-1-1
37	1/14	STJ (6,035)	2-3 L	19-16-1-1
38	1/15	MIL (8,500)	2-3 L	19-17-1-1
39	1/21	CHI (6,610)	6-3 W	20-17-1-1
40	1/23	@ Hou	4-3 SOW	21-17-1-1

GAME	DATE	OPP/HOME ATT.	SCORE	RECORD
41	1/26	@ Edm	0-3 L	21-18-1-1
42	1/27	@ Edm	1-3 L	21-19-1-1
43	1/29	MIL (8,056)	2-3 L	21-20-1-1
44	1/31	@ Mtb	0-2 L	21-21-1-1
45	2/1	@ Mtb	5-1 W	22-21-1-1
46	2/4	@ Phi	4-1 W	23-21-1-1
47	2/5	@ Rch	2-4 L	23-22-1-1
48	2/9	HOU (4,050)	3-1 W	24-22-1-1
49	2/11	UTA (6,629)	2-5 L	24-23-1-1
50	2/18	MIL (7,074)	3-2 SOW	25-23-1-1
51	2/19	@ Cin	0-3 L	25-24-1-1
52	2/20	PHI (5,178)	1-6 L	25-25-1-1
53	2/25	MIL (5,850)	4-2 W	26-25-1-1
54	2/26	SA (10,061)	2-1 OTW	27-25-1-1
55	2/27	@ Cin	3-2 W	28-25-1-1
56	3/2	STJ (4,056)	2-3 OTL	28-25-2-1
57	3/5	@ Chi	3-2 OTW	29-25-2-1
58	3/6	@ Mil	0-1 L	29-26-2-1
59	3/7	@ Hou	1-3 L	29-27-2-1
60	3/9	MTB (4,591)	2-4 L	29-28-2-1
61	3/11	MTB (6,502)	3-2 OTW	30-28-2-1
62	3/12	HAM (8,065)	4-1 W	31-28-2-1
63	3/18	EDM (8,511)	0-2 L	31-29-2-1
64	3/19	@ Chi	4-3 W	32-29-2-1
65	3/20	EDM (6,683)	4-1 W	33-29-2-1
66	3/23	@ Mil	4-3 OTW	34-29-2-1
67	3/25	@ Hou	3-2 SOW	35-29-2-1
68	3/26	@ Sa	2-1 W	36-29-2-1
69	3/27	@ Hou	2-3 L	36-30-2-1
70	3/29	CLE (5,486)	5-0 W	37-30-2-1
71	4/1	UTA (9,578)	1-2 SOL	37-30-2-2
72	4/2	UTA (9,119)	4-3 SOW	38-30-2-2
73	4/3	@ Ham	1-4 L	38-31-2-2
74	4/7	@ Sa	7-4 W	39-31-2-2
75	4/8	@ Uta	4-2 W	40-31-2-2
76	4/9	@ Uta	3-4 L	40-32-2-2
77	4/12	@ Mil	1-4 L	40-33-2-2
78	4/15	CIN (9,125)	4-3 W	41-33-2-2
79	4/16	SA (10,537)	2-6 L	41-34-2-2
80	4/17	@ Cin	2-3 L	41-35-2-2

## OPENING NIGHT LINEUP

1	MacIntyre	G	19	Himelfarb	F
4	Groulx	D	20	Helmer	D
5	Kronwall	D	22	Ballantyne	D
7	Manlow	F	23	Ellis	F
8	N. Robinson	F	24	Richards	D
9	Kopecky	F	26	Hudler	F
11	Sloan	F	28	Meech	D
13	Lebda	D	31	MacDonald	G
17	T. Jackson	F	33	Karlander	F
18	Vandermeer	F			

## SEASON FINALE LINEUP

1	MacIntyre	G	19	Himelfarb	F
2	Amadio	D	20	Helmer	D
3	Insana	D	21	B. Kelly	F
7	Manlow	F	23	Ellis	F
9	Kopecky	F	25	R. Barnes	F
11	Sloan	F	26	Hudler	F
13	Lebda	D	27	Bootland	F
14	Kip Miller	F	28	Meech	D
16	Panzer	F	34	Ayers	G
18	Vandermeer	F	44	Eaton	D

## 2003-04 SEASON

**Regular Season – 2nd of 7 in West Division, 2nd of 14 in Western Conference, 5th of 28 in AHL**

Overall: 44-28-8-0, 96 points

Home: 24-10-6-0, 54 points

Road: 20-18-2-0, 42 points

**Playoffs – Lost in West Division Semifinals**

West Division Semifinals – Lost to #3 Chicago, 0-4

**General Manager – Bob McNamara**

**Head Coach – Danton Cole**

**Assistant Coaches – Greg Ireland, Derek King**

**Medical Therapist – Rob Snitzer**

**Equipment Manager – Brad Thompson**



## REGULAR SEASON

Player	GP	G	A	PTS	+/-	PIM	PP	SH	GW	GT	FG	OT	UG	SHT	PCT
Picard, Michel	75	17	37	54	2	35	8	0	1	1	5	0	0	185	9.2%
Robinson, Nathan	69	24	26	50	8	41	11	2	6	0	2	0	1	160	15.0%
Hudler, Jiri	57	17	32	49	16	46	4	0	4	0	4	1	1	135	12.6%
Miller, Kevin	74	27	21	48	0	22	11	2	10	0	4	3	0	163	16.6%
Nelson, Jeff	64	14	30	44	13	43	4	0	4	0	3	0	1	124	11.3%
King, Derek	77	9	21	30	-1	19	5	0	1	1	5	0	0	136	6.6%
Boisvert, Hugo	80	9	16	25	-8	48	3	2	1	2	1	1	2	100	9.0%
Richards, Travis	76	2	22	24	1	48	1	0	0	0	1	0	0	95	2.1%
Karlander, Kory	67	10	13	23	5	83	2	1	4	1	1	1	1	97	10.3%
Groulx, Danny	79	8	13	21	20	93	2	0	1	0	5	0	0	120	6.7%
Myrvoold, Anders	71	0	21	21	3	94	0	0	0	0	0	0	0	101	0.0%
Barnes, Ryan	69	6	13	19	6	175	0	0	1	0	3	0	0	69	8.7%
Ellis, Matt	64	5	10	15	-4	23	0	0	2	0	2	0	2	139	3.6%
Bootland, Darryl	54	12	2	14	-8	175	2	0	2	0	2	0	0	97	12.4%
Mowers, Mark	16	8	6	14	5	4	3	1	3	0	2	0	1	36	22.2%
Kronwall, Niklas	25	2	11	13	6	20	1	0	0	0	1	0	0	45	4.4%
Kopecky, Tomas	48	6	6	12	-3	28	2	0	2	0	1	0	0	78	7.7%
Van Druenen, Dave	80	2	7	9	4	104	0	0	0	0	1	0	0	86	2.3%
Schneekloth, Aaron	56	1	7	8	5	14	0	0	0	0	1	0	0	35	2.9%
Bonni, Ryan	54	1	6	7	4	98	0	0	0	0	0	0	0	38	2.6%
Sloan, Blake	7	4	2	6	4	4	0	0	2	0	2	0	0	32	12.5%
Himelfarb, Eric	7	2	3	5	6	2	0	0	0	0	0	0	1	12	16.7%
Brisson, David	33	3	1	4	-3	2	0	0	0	0	0	0	0	24	12.5%
Henkel, Jim	15	2	1	3	3	4	0	0	0	0	0	0	0	5	40.0%
Skarperud, Tim	18	2	1	3	1	10	0	0	0	0	0	0	1	12	16.7%
MacDonald, Joey	39	0	3	3	0	4	0	0	0	0	0	0	0	0	0.0%
Ballantyne, Paul	9	1	1	2	-1	6	0	0	0	0	0	0	0	9	11.1%
Lamothe, Marc	43	0	2	2	0	2	0	0	0	0	0	0	0	0	0.0%
Baxter, Jim	2	1	0	1	1	0	1	0	0	0	0	0	0	4	25.0%
Bilotto, Nic	4	0	1	1	0	0	0	0	0	0	0	0	0	6	0.0%
Lebda, Brett	6	0	1	1	-1	0	0	0	0	0	0	0	0	10	0.0%
Joseph, Curtis	1	0	0	0	0	0	0	0	0	0	0	0	0	0	0.0%
Rennette, Tyler	2	0	0	0	-2	0	0	0	0	0	0	0	0	0	0.0%
Rivers, Jamie	2	0	0	0	-1	4	0	0	0	0	0	0	0	9	0.0%
Bench	80					38									
<b>Griffins Totals</b>	<b>80</b>	<b>195</b>	<b>336</b>	<b>531</b>		<b>1279</b>	<b>60</b>	<b>8</b>	<b>44</b>	<b>5</b>	<b>46</b>	<b>6</b>	<b>11</b>	<b>2162</b>	<b>9.0%</b>
<b>Opponent Totals</b>	<b>80</b>	<b>166</b>	<b>294</b>	<b>460</b>		<b>1253</b>	<b>50</b>	<b>10</b>	<b>28</b>	<b>3</b>	<b>34</b>	<b>0</b>	<b>5</b>	<b>2334</b>	<b>7.1%</b>

# 2003-04 SEASON

## REGULAR SEASON

Goalie	GP	MIN	GAA	W	L	T	EN	SO	GA	SAVES	SPCT
Joseph, Curtis	1	60:00	1.00	1	0	0	0	0	1	20	0.952
MacDonald, Joey	39	2248:49	1.97	22	12	3	2	6	74	1087	0.936
Lamothe, Marc	43	2534:33	2.06	21	16	5	2	4	87	1061	0.924
<b>Griffins Totals</b>	<b>80</b>	<b>4855:49</b>	<b>2.05</b>	<b>44</b>	<b>28</b>	<b>8</b>	<b>4</b>	<b>10</b>	<b>166</b>	<b>2168</b>	<b>0.929</b>
<b>Opponent Totals</b>	<b>80</b>	<b>4855:49</b>	<b>2.41</b>	<b>28</b>	<b>44</b>	<b>8</b>	<b>8</b>	<b>9</b>	<b>195</b>	<b>1967</b>	<b>0.910</b>

## REGULAR SEASON

1st PER		2nd PER		Scoring by Period				OVERTIME		TOTALS	
GF	GA	GF	GA	GF	GA	GF	GA	GF	GA	GF	GA
66	55	65	68	58	43	6	0	195	166		

1st PER		2nd PER		Shots by Period				OVERTIME		TOTALS	
SF	SA	SF	SA	SF	SA	SF	SA	SF	SA	SF	SA
682	788	776	802	664	720	40	24	2162	2334		
<b>Power Play:</b>		60-362 (16.6%)		T5th of 28 in AHL							
<b>Penalty Kill:</b>		334-384 (87.0%)		9th of 28 in AHL							

## PLAYOFFS

Player	GP	G	A	PTS	+/-	PIM	PP	SH	GW	FG	OT	UG	SHT	PCT
Hudler, Jiri	4	1	5	6	-1	2	1	0	0	0	0	0	11	9.1%
Miller, Kevin	4	3	0	3	-4	5	1	0	0	0	0	0	10	30.0%
Himelfarb, Eric	4	0	3	3	-5	0	0	0	0	0	0	0	4	0.0%
King, Derek	4	0	2	2	-1	0	0	0	0	0	0	0	7	0.0%
Nelson, Jeff	4	1	0	1	-3	4	0	0	0	1	0	0	7	14.3%
Richards, Travis	4	1	0	1	-6	2	1	0	0	0	0	0	13	7.7%
Bootland, Darryl	4	0	1	1	0	2	0	0	0	0	0	0	12	0.0%
Myrvoold, Anders	4	0	1	1	-5	2	0	0	0	0	0	0	9	0.0%
Bilotto, Nic	1	0	0	0	0	0	0	0	0	0	0	0	0	0.0%
Kopeccky, Tomas	1	0	0	0	-3	2	0	0	0	0	0	0	1	0.0%
MacDonald, Joey	1	0	0	0	0	2	0	0	0	0	0	0	0	0.0%
Groulx, Danny	3	0	0	0	1	0	0	0	0	0	0	0	5	0.0%
Robinson, Nathan	3	0	0	0	-3	2	0	0	0	0	0	0	4	0.0%
Barnes, Ryan	4	0	0	0	-3	7	0	0	0	0	0	0	2	0.0%
Boisvert, Hugo	4	0	0	0	-3	8	0	0	0	0	0	0	3	0.0%
Bonni, Ryan	4	0	0	0	-4	8	0	0	0	0	0	0	7	0.0%
Ellis, Matt	4	0	0	0	-2	2	0	0	0	0	0	0	9	0.0%
Karlander, Kory	4	0	0	0	-2	0	0	0	0	0	0	0	1	0.0%
Lamothe, Marc	4	0	0	0	0	4	0	0	0	0	0	0	0	0.0%
Lebda, Brett	4	0	0	0	-3	2	0	0	0	0	0	0	9	0.0%
Picard, Michel	4	0	0	0	-5	2	0	0	0	0	0	0	4	0.0%
Van Drunen, Dave	4	0	0	0	-4	8	0	0	0	0	0	0	5	0.0%
Bench	4				0									
<b>Griffins Totals</b>	<b>4</b>	<b>6</b>	<b>12</b>	<b>18</b>	<b>64</b>	<b>3</b>	<b>0</b>	<b>0</b>	<b>1</b>	<b>0</b>	<b>0</b>	<b>0</b>	<b>123</b>	<b>4.9%</b>
<b>Opponent Totals</b>	<b>4</b>	<b>17</b>	<b>33</b>	<b>50</b>	<b>74</b>	<b>3</b>	<b>1</b>	<b>4</b>	<b>3</b>	<b>1</b>	<b>0</b>	<b>0</b>	<b>133</b>	<b>12.8%</b>

## PLAYOFFS

Goalie	GP	MIN	GAA	W	L	EN	SO	GA	SAVES	SPCT
Lamothe, Marc	4	199:56	3.60	0	3	1	0	12	97	0.890
MacDonald, Joey	1	39:46	6.04	0	1	0	0	4	19	0.826
<b>Griffins Totals</b>	<b>4</b>	<b>240:58</b>	<b>4.23</b>	<b>0</b>	<b>4</b>	<b>1</b>	<b>0</b>	<b>17</b>	<b>116</b>	<b>0.872</b>
<b>Opponent Totals</b>	<b>4</b>	<b>240:58</b>	<b>1.49</b>	<b>4</b>	<b>0</b>	<b>0</b>	<b>1</b>	<b>6</b>	<b>117</b>	<b>0.951</b>

## PLAYOFFS

1st PER		2nd PER		Scoring by Period				OVERTIME		TOTALS	
GF	GA	GF	GA	GF	GA	GF	GA	GF	GA	GF	GA
2	7	0	5	4	4	0	1	6	17		

1st PER		2nd PER		Shots by Period				OVERTIME		TOTALS	
SF	SA	SF	SA	SF	SA	SF	SA	SF	SA	SF	SA
32	51	41	46	50	35	0	1	123	133		
<b>Power Play:</b>		3-20 (15.0%)		8th of 20 in AHL							
<b>Penalty Kill:</b>		19-22 (86.4%)		8th of 20 in AHL							

**2003-04 RESULTS**

GAME	DATE	OPP/HOME ATT.	SCORE	RECORD
1	10/11	@ Chi	3-2 OTW	1-0-0-0
2	10/17	@ Cle	0-2 L	1-1-0-0
3	10/18	HOU (10,834)	4-2 W	2-1-0-0
4	10/19	@ Ham	4-3 OTW	3-1-0-0
5	10/24	UTA (8,031)	4-1 W	4-1-0-0
6	10/25	@ Cin	1-4 L	4-2-0-0
7	10/26	@ Ham	3-1 W	5-2-0-0
8	10/29	TOR (4,023)	3-3 T	5-2-1-0
9	10/31	@ Cin	3-2 W	6-2-1-0
10	11/1	@ Chi	3-4 L	6-3-1-0
11	11/5	CIN (3,808)	1-4 L	6-4-1-0
12	11/8	HAM (8,010)	2-2 T	6-4-2-0
13	11/11	HOU (6,376)	6-2 W	7-4-2-0
14	11/13	SA (3,887)	2-2 T	7-4-3-0
15	11/14	@ Mil	4-1 W	8-4-3-0
16	11/15	SA (7,069)	0-2 L	8-5-3-0
17	11/19	HOU (3,926)	1-3 L	8-6-3-0
18	11/21	@ Stj	3-1 W	9-6-3-0
19	11/22	@ Stj	3-3 T	9-6-4-0
20	11/23	@ Tor	3-1 W	10-6-4-0
21	11/26	@ Chi	3-0 W	11-6-4-0
22	11/28	CHI (7,590)	3-2 W	12-6-4-0
23	11/30	@ Cin	2-0 W	13-6-4-0
24	12/5	MIL (5,158)	2-1 W	14-6-4-0
25	12/6	STJ (9,038)	3-1 W	15-6-4-0
26	12/10	@ Cle	3-4 L	15-7-4-0
27	12/12	HOU (5,517)	1-2 L	15-8-4-0
28	12/13	@ Mil	2-1 W	16-8-4-0
29	12/17	SA (4,221)	4-1 W	17-8-4-0
30	12/19	@ Mtb	0-3 L	17-9-4-0
31	12/21	@ Mtb	4-3 W	18-9-4-0
32	12/26	CIN (8,304)	3-0 W	19-9-4-0
33	12/27	@ Cin	4-1 W	20-9-4-0
34	12/31	UTA (9,079)	0-1 L	20-10-4-0
35	1/2	@ Chi	1-4 L	20-11-4-0
36	1/3	@ Mil	0-7 L	20-12-4-0
37	1/9	UTA (6,044)	2-2 T	20-12-5-0
38	1/10	CLE (8,024)	4-3 OTW	21-12-5-0
39	1/11	@ Sa	6-2 W	22-12-5-0
40	1/13	@ Sa	2-1 W	23-12-5-0

GAME	DATE	OPP/HOME ATT.	SCORE	RECORD
41	1/14	MTB (3,883)	3-3 T	23-12-6-0
42	1/16	CHI (5,613)	4-3 OTW	24-12-6-0
43	1/17	STJ (9,069)	2-1 OTW	25-12-6-0
44	1/21	RCH (4,259)	2-2 T	25-12-7-0
45	1/23	SA (6,288)	5-0 W	26-12-7-0
46	1/24	CLE (7,773)	4-2 W	27-12-7-0
47	1/25	@ Mil	1-1 T	27-12-8-0
48	1/30	@ Uta	0-1 L	27-13-8-0
49	1/31	@ Uta	5-2 W	28-13-8-0
50	2/4	CIN (4,239)	1-0 W	29-13-8-0
51	2/6	CHI (6,752)	3-2 W	30-13-8-0
52	2/7	@ Cin	1-3 L	30-14-8-0
53	2/13	MTB (7,519)	4-0 W	31-14-8-0
54	2/14	HOU (7,076)	3-0 W	32-14-8-0
55	2/16	@ Hou	3-1 W	33-14-8-0
56	2/18	@ Hou	1-4 L	33-15-8-0
57	2/20	HAM (7,102)	2-1 OTW	34-15-8-0
58	2/21	MIL (9,027)	2-1 W	35-15-8-0
59	2/26	UTA (4,314)	2-0 W	36-15-8-0
60	2/27	CHI (7,077)	4-2 W	37-15-8-0
61	2/29	PHI (7,527)	3-5 L	37-16-8-0
62	3/4	@ Sa	2-3 L	37-17-8-0
63	3/5	@ Hou	3-1 W	38-17-8-0
64	3/6	@ Sa	2-1 W	39-17-8-0
65	3/8	@ Hou	1-4 L	39-18-8-0
66	3/12	MIL (8,101)	1-2 L	39-19-8-0
67	3/13	CIN (10,834)	1-0 W	40-19-8-0
68	3/17	TOR (4,596)	0-6 L	40-20-8-0
69	3/19	@ Rch	1-2 L	40-21-8-0
70	3/21	@ Phi	3-2 W	41-21-8-0
71	3/24	CIN (6,077)	1-2 L	41-22-8-0
72	3/26	@ Uta	0-4 L	41-23-8-0
73	3/27	@ Uta	3-4 L	41-24-8-0
74	3/31	MIL (6,086)	6-3 W	42-24-8-0
75	4/2	CHI (8,024)	0-3 L	42-25-8-0
76	4/3	@ Chi	1-2 L	42-26-8-0
77	4/4	@ Tor	6-0 W	43-26-8-0
78	4/9	SA (8,919)	3-2 W	44-26-8-0
79	4/10	@ Hou	1-3 L	44-27-8-0
80	4/11	@ Sa	3-4 L	44-28-8-0

**West Division Semifinals - #2 Grand Rapids lost to #3 Chicago, 0-4**

P1	4/16	CHI (4,576)	3-4 OTL	0-1
P2	4/18	CHI (4,210)	0-1 L	0-2
P3	4/21	@ Chi	1-4 L	0-3
P4	4/23	@ Chi	2-8 L	0-4

**OPENING NIGHT LINEUP**

4	Groulx	D	20	Rivers	D
5	Kronwall	D	21	Brisson	F
7	Picard	F	23	Ellis	F
8	N. Robinson	F	24	Richards	D
9	King	F	25	R. Barnes	F
10	Mowers	F	27	Bootland	F
12	Boisvert	F	31	MacDonald	G
14	Kev. Miller	F	35	Lamothe	G
17	Van Drunen	D	44	Myrvold	D
18	Kopeccky	F			

**SEASON FINALE LINEUP**

2	Lebda	D	23	Ellis	F
4	Groulx	D	24	Richards	D
7	Picard	F	25	R. Barnes	F
9	King	F	26	Hudler	F
11	Bonni	D	27	Bootland	F
12	Boisvert	F	31	MacDonald	G
14	Kev. Miller	F	33	Karlander	F
16	J. Nelson	F	35	Lamothe	G
17	Van Drunen	D	42	Himelfarb	F
18	Kopeccky	F	44	Myrvold	D



## 2002-03 SEASON

**Regular Season – 1st of 5 in Central Division, 1st of 14 in Western Conference,  
2nd of 28 in AHL**

Overall: 48-22-8-2, 106 points  
Home: 22-13-5-0, 49 points  
Road: 26-9-3-2, 57 points

**Playoffs – Lost in Western Conference Finals**

Western Quarterfinals – Defeated #8 Wilkes-Barre/Scranton, 3-1  
Western Semifinals – Defeated #4 Chicago, 4-0  
Western Finals – Lost to #2 Houston, 3-4



**General Manager – Bob McNamara**

**Head Coach – Danton Cole**

**Assistant Coaches – Todd Nelson, Derek King**

**Medical Therapist – Rob Snitzer**

**Equipment Manager – Brad Thompson**

**REGULAR SEASON**

Player	GP	G	A	PTS	+/-	PIM	PP	SH	GW	GT	FG	OT	UG	SHT	PCT
Picard, Michel	78	32	52	84	8	34	11	2	6	0	8	1	0	231	13.9%
Mowers, Mark	78	34	47	81	26	47	9	2	9	0	11	0	1	204	16.7%
Roest, Stacy	70	24	48	72	18	28	7	3	5	0	2	1	1	186	12.9%
Williams, Jason	45	23	22	45	5	18	9	1	5	0	2	0	0	183	12.6%
King, Derek	59	13	28	41	14	20	3	0	0	0	1	0	1	120	10.8%
Kopecky, Tomas	70	17	21	38	18	32	3	0	2	0	3	0	2	124	13.7%
Boisvert, Hugo	78	18	13	31	2	68	5	2	1	0	3	0	2	103	17.5%
Collins, Rob	73	11	20	31	12	16	4	0	2	2	2	2	0	120	9.2%
Skarperud, Tim	68	12	17	29	10	23	4	0	1	0	4	0	1	131	9.2%
Richards, Travis	73	6	21	27	31	52	2	1	4	1	1	1	0	101	5.9%
Adams, Bryan	74	8	17	25	7	37	1	1	2	0	2	0	1	121	6.6%
Plante, Philippe	57	11	13	24	23	36	3	1	2	1	3	0	1	70	15.7%
Robinson, Nathan	53	3	14	17	3	24	0	0	2	0	1	0	0	63	4.8%
Van Drunen, Dave	80	3	10	13	31	106	0	0	2	0	1	1	0	61	4.9%
Boileau, Patrick	23	2	11	13	2	39	0	0	1	0	0	0	1	50	4.0%
Brookbank, Sheldon	69	2	11	13	11	136	1	0	1	0	1	0	0	83	2.4%
Avery, Sean	15	6	6	12	2	82	2	0	1	0	2	0	0	55	10.9%
Campbell, Ed	80	0	12	12	12	140	0	0	0	0	0	0	0	67	0.0%
Barnes, Ryan	73	5	6	11	12	151	1	0	1	0	0	0	0	64	7.8%
Groulx, Danny	71	3	7	10	7	52	0	0	0	0	1	0	0	91	3.3%
Bootland, Darryl	16	1	4	5	3	41	0	0	0	0	0	0	0	20	5.0%
Knox, Ryan	9	2	1	3	0	4	1	0	1	0	0	0	0	12	16.7%
Greenough, Nick	18	2	1	3	0	51	0	0	0	0	0	0	0	7	28.6%
Parillo, Nick	1	1	0	1	2	0	0	0	0	0	0	0	1	3	33.3%
Luciuk, Andrew	2	1	0	1	1	4	1	0	0	0	0	0	0	3	33.3%
McCarthy, Jeremiah	11	0	1	1	-2	2	0	0	0	0	0	0	0	6	0.0%
MacDonald, Joey	25	0	1	1	0	2	0	0	0	0	0	0	0	0	0.0%
Lamothe, Marc	60	0	1	1	0	6	0	0	0	0	0	0	0	0	0.0%
Dolyny, Rustyn	1	0	0	0	-1	2	0	0	0	0	0	0	0	1	0.0%
Alban, Chad	2	0	0	0	0	0	0	0	0	0	0	0	0	0	0.0%
Eldred, Matt	2	0	0	0	1	0	0	0	0	0	0	0	0	0	0.0%
Schneekloth, Aaron	2	0	0	0	-1	0	0	0	0	0	0	0	0	1	0.0%
Whitcotton, Dustin	2	0	0	0	0	2	0	0	0	0	0	0	0	4	0.0%
Ballantyne, Paul	7	0	0	0	-1	8	0	0	0	0	0	0	0	2	0.0%
Bench	80					24									
<b>Griffins Totals</b>	<b>80</b>	<b>240</b>	<b>405</b>	<b>645</b>		<b>1287</b>	<b>67</b>	<b>13</b>	<b>48</b>	<b>4</b>	<b>48</b>	<b>6</b>	<b>12</b>	<b>2287</b>	<b>10.5%</b>
<b>Opponent Totals</b>	<b>80</b>	<b>177</b>	<b>297</b>	<b>474</b>		<b>1465</b>	<b>59</b>	<b>11</b>	<b>24</b>	<b>4</b>	<b>32</b>	<b>2</b>	<b>10</b>	<b>2208</b>	<b>8.0%</b>

## 2002-03 SEASON

### REGULAR SEASON

Goalie	GP	MIN	GAA	W	L	T	EN	SO	GA	SAVES	SPCT
Lamothe, Marc	60	3438:09	2.13	33	18	8	1	6	122	1469	0.923
MacDonald, Joey	25	1336:40	2.20	14	6	0	2	3	49	537	0.916
Alban, Chad	2	77:05	2.34	1	0	0	0	0	3	25	0.893
<b>Griffins Totals</b>	<b>80</b>	<b>4862:16</b>	<b>2.18</b>	<b>48</b>	<b>24</b>	<b>8</b>	<b>3</b>	<b>9</b>	<b>177</b>	<b>2031</b>	<b>0.920</b>
<b>Opponent Totals</b>	<b>80</b>	<b>4862:16</b>	<b>2.96</b>	<b>24</b>	<b>48</b>	<b>8</b>	<b>2</b>	<b>3</b>	<b>240</b>	<b>2047</b>	<b>0.895</b>

### REGULAR SEASON

1st PER		2nd PER		Scoring by Period 3rd PER		OVERTIME		TOTALS	
GF	GA	GF	GA	GF	GA	GF	GA	GF	GA
69	54	90	71	75	50	6	2	240	177

1st PER		2nd PER		Shots by Period 3rd PER		OVERTIME		TOTALS	
SF	SA	SF	SA	SF	SA	SF	SA	SF	SA
725	681	802	738	725	757	35	32	2287	2208

Power Play: 67-446 (15.0%) 22nd of 28 in AHL

Penalty Kill: 303-362 (83.7%) 15th of 28 in AHL

### PLAYOFFS

Player	GP	G	A	PTS	+/-	PIM	PP	SH	GW	FG	OT	UG	SHT	PCT
Roest, Stacy	15	10	6	16	6	8	3	1	5	2	2	1	40	25.0%
King, Derek	15	4	10	14	6	6	0	0	1	0	1	1	34	11.8%
Collins, Rob	15	3	8	11	4	10	3	0	1	1	0	0	39	7.7%
Williams, Jason	15	1	7	8	-6	16	0	0	0	0	0	0	46	2.2%
Mowers, Mark	15	3	4	7	-1	4	1	0	1	2	1	2	26	11.5%
Boisvert, Hugo	15	5	1	6	-1	10	0	1	1	2	0	0	19	26.3%
Bootland, Darryl	15	3	2	5	-1	46	1	0	1	1	0	1	21	14.3%
Picard, Michel	15	3	1	4	0	8	1	0	0	0	0	0	23	13.0%
Brookbank, Sheldon	15	1	3	4	0	28	1	0	0	0	0	0	16	6.3%
Richards, Travis	15	0	4	4	3	6	0	0	0	0	0	0	26	0.0%
Robinson, Nathan	8	0	3	3	5	0	0	0	0	0	0	0	6	0.0%
Adams, Bryan	13	2	0	2	-5	4	0	0	1	0	0	0	25	8.0%
Barnes, Ryan	15	1	1	2	-3	17	0	0	0	0	0	0	12	8.3%
Plante, Philippe	15	0	2	2	-3	10	0	0	0	0	0	0	23	0.0%
Skarperud, Tim	6	0	1	1	-2	0	0	0	0	0	0	0	1	0.0%
Groulx, Danny	7	0	1	1	1	7	0	0	0	0	0	0	2	0.0%
McCarthy, Jeremiah	12	0	1	1	-1	6	0	0	0	0	0	0	2	0.0%
Campbell, Ed	15	0	1	1	-1	22	0	0	0	0	0	0	7	0.0%
Van Druenen, Dave	15	0	1	1	1	12	0	0	0	0	0	0	17	0.0%
MacDonald, Joey	1	0	0	0	0	0	0	0	0	0	0	0	0	0.0%
Kopecky, Tomas	14	0	0	0	-4	6	0	0	0	0	0	0	7	0.0%
Lamothe, Marc	15	0	0	0	0	2	0	0	0	0	0	0	0	0.0%
Bench	15					6								
<b>Griffins Totals</b>	<b>15</b>	<b>36</b>	<b>57</b>	<b>93</b>	<b>234</b>	<b>10</b>	<b>2</b>	<b>10</b>	<b>9</b>	<b>3</b>	<b>5</b>	<b>392</b>	<b>9.2%</b>	
<b>Opponent Totals</b>	<b>15</b>	<b>30</b>	<b>50</b>	<b>80</b>	<b>245</b>	<b>4</b>	<b>1</b>	<b>5</b>	<b>6</b>	<b>1</b>	<b>2</b>	<b>447</b>	<b>6.7%</b>	

### PLAYOFFS

Goalie	GP	MIN	GAA	W	L	EN	SO	GA	SAVES	SPCT
Lamothe, Marc	15	944:54	1.84	10	5	0	1	29	414	0.935
MacDonald, Joey	1	7:33	7.95	0	0	0	0	1	3	0.750
<b>Griffins Totals</b>	<b>15</b>	<b>954:15</b>	<b>1.89</b>	<b>10</b>	<b>5</b>	<b>0</b>	<b>1</b>	<b>30</b>	<b>417</b>	<b>0.933</b>
<b>Opponent Totals</b>	<b>15</b>	<b>954:15</b>	<b>2.26</b>	<b>5</b>	<b>10</b>	<b>4</b>	<b>0</b>	<b>36</b>	<b>356</b>	<b>0.908</b>

### PLAYOFFS

1st PER		2nd PER		Scoring by Period 3rd PER		OVERTIME		TOTALS	
GF	GA	GF	GA	GF	GA	GF	GA	GF	GA
10	9	8	8	15	12	3	1	36	30

1st PER		2nd PER		Shots by Period 3rd PER		OVERTIME		TOTALS	
SF	SA	SF	SA	SF	SA	SF	SA	SF	SA
111	129	121	154	139	137	21	27	392	447

Power Play: 10-67 (14.9%) 11th of 20 in AHL

Penalty Kill: 59-63 (93.7%) 3rd of 20 in AHL

**2002-03 RESULTS**

GAME	DATE	OPP/HOME ATT.	SCORE	RECORD	GAME	DATE	OPP/HOME ATT.	SCORE	RECORD
1	10/12	CLE (10,834)	4-6 L	0-1-0-0	41	1/11	SYR (10,076)	5-1 W	23-11-5-2
2	10/18	HOU (5,232)	2-4 L	0-2-0-0	42	1/15	BNG (5,022)	2-2 T	23-11-6-2
3	10/19	CHI (5,655)	3-3 T	0-2-1-0	43	1/17	CIN (7,771)	3-0 W	24-11-6-2
4	10/20	@ Ham	3-1 W	1-2-1-0	44	1/18	SA (9,542)	4-2 W	25-11-6-2
5	10/24	HOU (4,771)	2-4 L	1-3-1-0	45	1/22	@ Nor	3-3 T	25-11-7-2
6	10/25	@ Rch	2-1 OTW	2-3-1-0	46	1/25	@ Phi	3-1 W	26-11-7-2
7	10/26	@ Syr	6-2 W	3-3-1-0	47	1/28	HOU (4,526)	7-0 W	27-11-7-2
8	11/1	CHI (5,448)	4-3 W	4-3-1-0	48	1/29	SA (4,628)	1-2 L	27-12-7-2
9	11/2	MIL (7,290)	3-3 T	4-3-2-0	49	1/31	@ Mil	4-3 W	28-12-7-2
10	11/7	@ Hou	2-2 T	4-3-3-0	50	2/5	@ Uta	3-2 W	29-12-7-2
11	11/9	@ Uta	2-1 W	5-3-3-0	51	2/7	NOR (8,383)	1-3 L	29-13-7-2
12	11/12	MTB (7,344)	4-0 W	6-3-3-0	52	2/8	CHI (10,834)	4-4 T	29-13-8-2
13	11/15	HOU (6,184)	3-0 W	7-3-3-0	53	2/9	@ Cle	0-1 L	29-14-8-2
14	11/16	MIL (10,048)	3-2 W	8-3-3-0	54	2/12	PHI (5,002)	5-2 W	30-14-8-2
15	11/17	@ Cin	4-3 OTW	9-3-3-0	55	2/14	CIN (7,305)	5-2 W	31-14-8-2
16	11/20	CIN (4,313)	2-2 T	9-3-4-0	56	2/16	@ Rch	7-1 W	32-14-8-2
17	11/22	SA (5,512)	3-2 OTW	10-3-4-0	57	2/17	@ Syr	4-3 W	33-14-8-2
18	11/23	CLE (7,113)	4-2 W	11-3-4-0	58	2/21	CLE (10,096)	3-2 W	34-14-8-2
19	11/27	@ Her	3-1 W	12-3-4-0	59	2/22	UTA (9,328)	1-2 L	34-15-8-2
20	11/28	@ Bng	1-2 OTL	12-3-4-1	60	2/23	@ Hou	6-0 W	35-15-8-2
21	11/30	@ Chi	1-2 OTL	12-3-4-2	61	2/26	@ Chi	7-4 W	36-15-8-2
22	12/2	@ Sa	3-5 L	12-4-4-2	62	2/28	@ Sa	3-2 W	37-15-8-2
23	12/4	@ Hou	2-3 L	12-5-4-2	63	3/1	RCH (9,603)	3-1 W	38-15-8-2
24	12/6	UTA (5,463)	2-3 L	12-6-4-2	64	3/2	RCH (6,020)	3-2 W	39-15-8-2
25	12/7	UTA (9,310)	3-2 W	13-6-4-2	65	3/5	SA (5,053)	2-4 L	39-16-8-2
26	12/13	HAM (6,338)	0-4 L	13-7-4-2	66	3/7	@ Sa	3-5 L	39-17-8-2
27	12/14	@ Mtb	3-2 W	14-7-4-2	67	3/8	@ Sa	4-3 OTW	40-17-8-2
28	12/17	@ Mtb	4-2 W	15-7-4-2	68	3/12	@ Uta	3-4 L	40-18-8-2
29	12/20	SA (5,350)	3-1 W	16-7-4-2	69	3/13	@ Hou	2-1 W	41-18-8-2
30	12/21	@ Cle	1-0 W	17-7-4-2	70	3/15	@ Sa	2-0 W	42-18-8-2
31	12/26	CIN (6,131)	6-1 W	18-7-4-2	71	3/16	@ Chi	0-1 L	42-19-8-2
32	12/27	@ Cin	3-2 OTW	19-7-4-2	72	3/18	@ Cle	2-1 W	43-19-8-2
33	12/28	MIL (8,434)	1-6 L	19-8-4-2	73	3/20	MTB (5,726)	4-3 OTW	44-19-8-2
34	12/30	UTA (5,107)	6-2 W	20-8-4-2	74	3/23	HOU (8,354)	3-1 W	45-19-8-2
35	12/31	UTA (8,134)	3-4 L	20-9-4-2	75	3/28	CHI (10,834)	1-3 L	45-20-8-2
36	1/3	@ Chi	4-3 W	21-9-4-2	76	3/29	@ Cin	3-2 W	46-20-8-2
37	1/4	@ Mil	3-3 T	21-9-5-2	77	3/30	HER (10,478)	2-0 W	47-20-8-2
38	1/5	@ Cin	4-1 W	22-9-5-2	78	4/2	@ Uta	2-0 W	48-20-8-2
39	1/8	@ Mil	1-2 L	22-10-5-2	79	4/4	@ Uta	2-3 L	48-21-8-2
40	1/10	SYR (6,036)	2-3 L	22-11-5-2	80	4/5	@ Hou	3-6 L	48-22-8-2

**Western Quarterfinals - #1 Grand Rapids defeated #8 Wilkes-Barre/Scranton, 3-1**

P1	4/16	WBS (4,236)	3-1 W	1-0
P2	4/18	WBS (5,529)	2-1 W	2-0
P3	4/19	@ Wbs	2-6 L	2-1
P4	4/21	@ Wbs	3-2 W	3-1

**Western Semifinals - #1 Grand Rapids defeated #4 Chicago, 4-0**

P5	4/28	CHI (4,595)	4-3 OTW	1-0
P6	4/29	CHI (4,788)	3-1 W	2-0
P7	5/1	@ Chi	2-1 W	3-0
P8	5/2	@ Chi	2-0 W	4-0

**Western Finals - #1 Grand Rapids lost to #2 Houston, 3-4**

P9	5/12	HOU (3,853)	2-3 OTL	0-1
P10	5/14	HOU (3,720)	3-1 W	1-1
P11	5/16	@ Hou	1-2 L	1-2
P12	5/17	@ Hou	1-2 L	1-3
P13	5/19	@ Hou	5-4 OTW	2-3
P14	5/21	HOU (3,817)	2-1 OTW	3-3
P15	5/22	HOU (4,330)	1-2 L	3-4

**OPENING NIGHT LINEUP**

4	E. Campbell	D	23	Collins	F
7	Picard	F	24	Richards	D
9	King	F	25	R. Barnes	F
10	Mowers	F	27	Van Drunen	D
11	B. Adams	F	31	MacDonald	F
12	Boisvert	F	33	Dolny	F
18	Greenough	F	35	Lamothe	G
19	Skarperud	F	59	Groulx	D
20	Boileau	D	82	Kopecky	F
22	Ballantyne	D			

**SEASON FINALE LINEUP**

4	E. Campbell	D	25	R. Barnes	F
5	Plante	D	27	Van Drunen	D
7	Picard	F	31	MacDonald	G
9	King	F	32	McCarthy	D
10	Mowers	F	35	Lamothe	G
12	Boisvert	F	57	Bootland	F
14	Roest	F	59	Groulx	D
17	S. Brookbank	D	73	Jason Williams	F
23	Collins	F	77	N. Robinson	F
24	Richards	D	82	Kopecky	F

**2001-02 SEASON**

**Regular Season – 1st of 5 in West Division, 2nd of 13 in Western Conference, 4th of 27 in AHL**

Overall: 42-27-11-0, 95 points

Home: 24-12-4-0, 52 points

Road: 18-15-7-0, 43 points

**Playoffs – Lost in Western Conference Quarterfinals**

Western Quarterfinals – Lost to #7 Chicago, 2-3

**General Manager – Bob McNamara**

**Assistant Coach – Gene Reilly**

**Equipment Manager – Brad Thompson**

**Head Coach – Bruce Cassidy**

**Medical Therapist – Rob Snitzer**



**REGULAR SEASON**

Player	GP	G	A	PTS	+/-	PIM	PP	SH	GW	GT	FG	OT	UG	SHT	PCT
Miller, Kip	41	21	35	56	13	27	5	3	5	0	2	0	4	97	21.6%
Hymovitz, David	80	15	33	48	16	22	4	1	4	1	3	0	1	215	7.0%
Langfeld, Josh	68	21	16	37	1	29	8	1	3	0	6	1	1	159	13.2%
Bala, Chris	70	21	16	37	11	9	2	2	2	0	5	0	4	152	13.8%
Schastlivy, Petr	31	22	13	35	14	10	6	0	5	0	3	1	0	129	17.1%
Martins, Steve	51	10	21	31	4	66	4	2	0	0	2	0	0	77	13.0%
Boisvert, Hugo	74	11	18	29	18	48	1	0	2	1	3	0	0	100	11.0%
Kwiatkowski, Joel	65	8	21	29	21	94	1	0	4	0	2	0	0	139	5.8%
Richards, Travis	72	6	23	29	15	36	2	0	0	0	2	0	0	119	5.0%
Giroux, Alexandre	70	11	16	27	5	74	2	0	4	1	4	0	0	100	11.0%
Ulmer, Jeff	73	9	17	26	3	65	0	2	3	0	3	0	1	142	6.3%
Murphy, Joe	57	8	14	22	5	24	4	0	1	0	0	0	0	103	7.8%
Vauclair, Julien	71	5	14	19	1	18	2	0	0	0	0	0	1	99	5.1%
Doig, Jason	57	1	17	18	13	103	0	0	0	0	0	0	0	82	1.2%
Gruden, John	57	3	14	17	24	48	1	0	1	0	0	0	0	93	3.2%
Black, James	29	6	10	16	-12	10	1	0	1	0	2	0	0	76	7.9%
Dahlman, Toni	50	6	8	14	4	25	0	0	0	0	2	0	1	80	7.5%
Szysky, Chris	42	4	6	10	3	80	2	0	1	0	0	0	0	49	8.2%
Knox, Ryan	18	3	5	8	-1	10	1	0	0	0	0	0	0	30	10.0%
Skarperud, Tim	10	6	1	7	-4	0	2	1	1	0	2	0	1	31	19.4%
Brookbank, Wade	73	1	6	7	2	337	0	0	0	0	0	0	0	44	2.3%
Kelly, Chris	31	3	3	6	0	20	0	1	1	0	0	0	0	45	6.7%
Gove, David	17	2	4	6	2	8	2	0	0	0	0	0	0	21	9.5%
Chaulk, Colin	13	3	1	4	-2	15	0	0	0	2	0	0	0	26	11.5%
Van Drunen, Dave	48	2	2	4	4	56	0	0	0	0	1	0	1	38	5.3%
Richardson, Bryan	12	1	3	4	-2	4	1	0	0	0	0	0	0	25	4.0%
Ciernik, Ivan	2	2	1	3	1	0	1	0	0	0	0	0	0	5	40.0%
Hull, Jody	3	2	1	3	1	2	1	0	1	0	1	0	0	4	50.0%
Afanasenkov, Dmitry	18	1	2	3	2	2	0	0	1	0	0	0	0	34	2.9%
Collins, Rob	5	0	2	2	-2	0	0	0	0	0	0	0	0	8	0.0%
Nelson, Todd	7	0	2	2	0	8	0	0	0	0	0	0	0	7	0.0%
Chouinard, Mathieu	25	0	2	2	0	0	0	0	0	0	0	0	0	1	0.0%
Prusek, Martin	33	0	2	2	0	0	0	0	0	0	0	0	0	0	0.0%
Matzka, Scott	4	1	0	1	1	2	0	0	1	0	0	0	0	6	16.7%
Mason, Wes	6	1	0	1	0	4	1	0	1	0	1	0	0	10	10.0%
Whitcotton, Dustin	8	1	0	1	5	8	0	0	0	0	0	0	1	19	5.3%
Brookbank, Sheldon	6	0	1	1	-3	24	0	0	0	0	0	0	0	6	0.0%
Shockey, Jonathan	6	0	1	1	0	7	0	0	0	0	0	0	0	7	0.0%
Demidov, Ilja	7	0	1	1	-2	8	0	0	0	0	0	0	0	8	0.0%
Plante, Philippe	1	0	0	0	-1	0	0	0	0	0	0	0	0	2	0.0%
Bayrack, Mike	2	0	0	0	0	0	0	0	0	0	0	0	0	0	0.0%
Ruid, J.C.	3	0	0	0	-2	2	0	0	0	0	0	0	0	5	0.0%
Lajeunesse, Simon	26	0	0	0	0	0	0	0	0	0	0	0	0	0	0.0%
Bench	80					30									
<b>Griffins Totals</b>	<b>80</b>	<b>217</b>	<b>352</b>	<b>569</b>		<b>1335</b>	<b>54</b>	<b>13</b>	<b>42</b>	<b>5</b>	<b>44</b>	<b>2</b>	<b>16</b>	<b>2393</b>	<b>9.1%</b>
<b>Opponent Totals</b>	<b>80</b>	<b>178</b>	<b>293</b>	<b>471</b>		<b>1367</b>	<b>51</b>	<b>4</b>	<b>27</b>	<b>5</b>	<b>35</b>	<b>0</b>	<b>10</b>	<b>2027</b>	<b>8.8%</b>

## 2001-02 SEASON

### REGULAR SEASON

Goalie	GP	MIN	GAA	W	L	T	EN	SO	GA	SAVES	SPCT
Prusek, Martin	33	1903:22	1.83	18	8	5	4	4	58	772	0.930
Lajeunesse, Simon	26	1533:38	2.11	13	7	5	0	3	54	588	0.916
Chouinard, Mathieu	25	1403:51	2.48	11	12	1	4	2	58	489	0.894
<b>Griffins Totals</b>	<b>80</b>	<b>4858:01</b>	<b>2.20</b>	<b>42</b>	<b>27</b>	<b>11</b>	<b>8</b>	<b>9</b>	<b>178</b>	<b>1849</b>	<b>0.912</b>
<b>Opponent Totals</b>	<b>80</b>	<b>4858:01</b>	<b>2.68</b>	<b>27</b>	<b>42</b>	<b>11</b>	<b>10</b>	<b>10</b>	<b>217</b>	<b>2176</b>	<b>0.909</b>

### REGULAR SEASON

1st PER		2nd PER		Scoring by Period				OVERTIME		TOTALS	
GF	GA	GF	GA	GF	GA	GF	GA	GF	GA	GF	GA
59	56	81	55	75	67	2	0			217	178

1st PER		2nd PER		Shots by Period				OVERTIME		TOTALS	
SF	SA	SF	SA	SF	SA	SF	SA	SF	SA	SF	SA
766	646	847	695	754	668	26	18			2393	2027

**Power Play:** 54-350 (15.4%) 22nd of 27 in AHL

**Penalty Kill:** 279-330 (84.5%) 9th of 27 in AHL

### PLAYOFFS

Player	GP	G	A	PTS	+/-	PIM	PP	SH	GW	GT	FG	OT	UG	SHT	PCT
Boisvert, Hugo	5	1	3	4	-1	4	0	0	1	0	0	0	0	6	16.7%
Skarperud, Tim	5	2	1	3	0	0	2	0	0	0	0	0	0	17	11.8%
Hymovitz, David	5	1	2	3	2	0	1	0	0	0	0	0	0	10	10.0%
Kwiatkowski, Joel	5	1	2	3	1	12	1	0	1	0	0	0	0	10	10.0%
Langfeld, Josh	5	2	0	2	-2	0	0	0	0	0	0	0	1	8	25.0%
Kelly, Chris	5	1	1	2	0	5	0	0	0	0	0	0	0	8	12.5%
Spezza, Jason	3	1	0	1	1	2	0	0	0	0	0	0	0	3	33.3%
Gruden, John	5	1	0	1	-2	2	0	0	0	0	0	0	0	9	11.1%
Murphy, Joe	5	1	0	1	-1	0	1	0	0	0	0	0	1	6	16.7%
Chaulk, Colin	2	0	1	1	0	2	0	0	0	0	0	0	0	2	0.0%
Brookbank, Wade	3	0	1	1	1	14	0	0	0	0	0	0	0	1	0.0%
Bala, Chris	4	0	1	1	-3	0	0	0	0	0	0	0	0	6	0.0%
Vauclair, Julien	4	0	1	1	-1	4	0	0	0	0	0	0	0	8	0.0%
Richards, Travis	5	0	1	1	-1	2	0	0	0	0	0	0	0	11	0.0%
Szysky, Chris	5	0	1	1	1	14	0	0	0	0	0	0	0	7	0.0%
Ulmer, Jeff	5	0	1	1	-3	11	0	0	0	0	0	0	0	13	0.0%
Knox, Ryan	1	0	0	0	0	2	0	0	0	0	0	0	0	1	0.0%
Whitecotton, Dustin	1	0	0	0	0	0	0	0	0	0	0	0	0	0	0.0%
Lajeunesse, Simon	2	0	0	0	0	0	0	0	0	0	0	0	0	0	0.0%
Martins, Steve	3	0	0	0	-1	0	0	0	0	0	0	0	0	1	0.0%
Dahlman, Toni	4	0	0	0	-1	0	0	0	0	0	0	0	0	6	0.0%
Doig, Jason	5	0	0	0	-4	18	0	0	0	0	0	0	0	7	0.0%
Prusek, Martin	5	0	0	0	0	2	0	0	0	0	0	0	0	0	0.0%
Van Druenen, Dave	5	0	0	0	2	14	0	0	0	0	0	0	0	6	0.0%
Bench	5					0									
<b>Griffins Totals</b>	<b>5</b>	<b>11</b>	<b>16</b>	<b>27</b>		<b>108</b>	<b>5</b>	<b>0</b>	<b>2</b>	<b>0</b>	<b>1</b>	<b>0</b>	<b>2</b>	<b>146</b>	<b>7.5%</b>
<b>Opponent Totals</b>	<b>5</b>	<b>12</b>	<b>17</b>	<b>29</b>		<b>162</b>	<b>4</b>	<b>0</b>	<b>3</b>	<b>0</b>	<b>4</b>	<b>0</b>	<b>2</b>	<b>101</b>	<b>11.9%</b>

### PLAYOFFS

Goalie	GP	MIN	GAA	W	L	EN	SO	GA	SAVES	SPCT
Prusek, Martin	5	277:39	2.16	2	3	1	0	10	86	0.896
Lajeunesse, Simon	2	21:16	2.82	0	0	0	0	1	3	0.750
<b>Griffins Totals</b>	<b>5</b>	<b>300:00</b>	<b>2.40</b>	<b>2</b>	<b>3</b>	<b>1</b>	<b>1</b>	<b>12</b>	<b>89</b>	<b>0.881</b>
<b>Opponents Totals</b>	<b>5</b>	<b>300:00</b>	<b>2.20</b>	<b>3</b>	<b>2</b>	<b>1</b>	<b>0</b>	<b>11</b>	<b>135</b>	<b>0.925</b>

### PLAYOFFS

1st PER		2nd PER		Scoring by Period				OVERTIME		TOTALS	
GF	GA	GF	GA	GF	GA	GF	GA	GF	GA	GF	GA
1	6	3	2	7	4	0	0			11	12

1st PER		2nd PER		Shots by Period				OVERTIME		TOTALS	
SF	SA	SF	SA	SF	SA	SF	SA	SF	SA	SF	SA
45	39	45	28	56	34	0	0			146	101

**Power Play:** 5-20 (25.0%) T2nd of 20 in AHL

**Penalty Kill:** 13-17 (76.5%) 17th of 20 in AHL

**2001-02 RESULTS**

GAME	DATE	OPP/HOME ATT.	SCORE	RECORD
1	10/5	UTA (10,834)	0-3 L	0-1-0-0
2	10/12	@ Ham	4-1 W	1-1-0-0
3	10/13	HER (5,836)	2-0 W	2-1-0-0
4	10/16	@ Cle	5-3 W	3-1-0-0
5	10/19	CHI (5,130)	1-4 L	3-2-0-0
6	10/24	CIN (4,735)	10-5 W	4-2-0-0
7	10/26	CLE (6,102)	4-1 W	5-2-0-0
8	10/31	@ Mil	6-3 W	6-2-0-0
9	11/2	UTA (5,189)	1-3 L	6-3-0-0
10	11/3	MTB (6,210)	7-1 W	7-3-0-0
11	11/6	@ Uta	3-5 L	7-4-0-0
12	11/9	@ Cin	3-2 W	8-4-0-0
13	11/13	CHI (6,841)	3-2 W	9-4-0-0
14	11/16	MIL (5,834)	0-1 L	9-5-0-0
15	11/17	MIL (6,848)	4-0 W	10-5-0-0
16	11/18	@ Rch	5-1 W	11-5-0-0
17	11/21	@ Wbs	3-0 W	12-5-0-0
18	11/23	CHI (8,353)	2-1 W	13-5-0-0
19	11/24	@ Cin	3-4 L	13-6-0-0
20	11/28	CHI (4,861)	1-3 L	13-7-0-0
21	11/30	HOU (5,427)	3-1 W	14-7-0-0
22	12/1	HOU (5,713)	6-4 W	15-7-0-0
23	12/5	NOR (4,882)	6-2 W	16-7-0-0
24	12/7	CHI (8,536)	5-4 W	17-7-0-0
25	12/8	@ Cle	5-7 L	17-8-0-0
26	12/9	@ Ham	2-7 L	17-9-0-0
27	12/12	@ Uta	2-1 OTW	18-9-0-0
28	12/14	@ Uta	2-4 L	18-10-0-0
29	12/15	CIN (6,822)	2-2 T	18-10-1-0
30	12/19	@ Mtb	3-2 W	19-10-1-0
31	12/21	CHI (6,123)	6-3 W	20-10-1-0
32	12/22	CLE (5,714)	1-3 L	20-11-1-0
33	12/28	@ Cin	0-3 L	20-12-1-0
34	12/29	HOU (7,776)	3-3 T	20-12-2-0
35	12/31	MIL (8,056)	4-2 W	21-12-2-0
36	1/2	@ Chi	3-4 L	21-13-2-0
37	1/4	@ Hou	1-3 L	21-14-2-0
38	1/6	@ Hou	2-2 T	21-14-3-0
39	1/10	@ Chi	7-3 W	22-14-3-0
40	1/11	MTB (8,617)	3-1 W	23-14-3-0

GAME	DATE	OPP/HOME ATT.	SCORE	RECORD
41	1/12	HOU (9,634)	5-2 W	24-14-3-0
42	1/16	MTB (4,811)	0-4 L	24-15-3-0
43	1/18	CIN (9,020)	3-2 W	25-15-3-0
44	1/19	@ Mil	2-2 T	25-15-4-0
45	1/20	@ Chi	1-0 W	26-15-4-0
46	1/23	@ Her	2-1 W	27-15-4-0
47	1/25	@ Nor	7-1 W	28-15-4-0
48	1/29	MIL (5,233)	4-0 W	29-15-4-0
49	1/31	@ Hou	3-3 T	29-15-5-0
50	2/2	@ Hou	3-1 W	30-15-5-0
51	2/3	@ Chi	1-2 L	30-16-5-0
52	2/6	UTA (5,022)	2-3 L	30-17-5-0
53	2/8	UTA (8,573)	1-3 L	30-18-5-0
54	2/9	HAM (10,247)	1-0 W	31-18-5-0
55	2/10	@ Chi	2-5 L	31-19-5-0
56	2/15	HAM (8,117)	2-0 W	32-19-5-0
57	2/16	UTA (9,331)	2-1 W	33-19-5-0
58	2/20	HOU (5,029)	0-2 L	33-20-5-0
59	2/22	HOU (7,570)	3-3 T	33-20-6-0
60	2/23	@ Mil	1-1 T	33-20-7-0
61	2/24	UTA (7,201)	9-1 W	34-20-7-0
62	2/27	@ Mtb	2-1 W	35-20-7-0
63	3/1	RCH (7,117)	0-1 L	35-21-7-0
64	3/2	MIL (8,170)	1-0 W	36-21-7-0
65	3/6	@ Hou	0-0 T	36-21-8-0
66	3/7	@ Hou	1-2 L	36-22-8-0
67	3/9	@ Mil	3-3 T	36-22-9-0
68	3/13	MTB (5,589)	2-1 W	37-22-9-0
69	3/15	@ Mtb	0-5 L	37-23-9-0
70	3/16	@ Uta	1-1 T	37-23-10-0
71	3/20	MIL (6,407)	1-1 T	37-23-11-0
72	3/22	@ Mil	4-3 OTW	38-23-11-0
73	3/23	WBS (9,523)	3-2 W	39-23-11-0
74	3/27	@ Rch	0-3 L	39-24-11-0
75	3/29	@ Mil	1-3 L	39-25-11-0
76	3/30	RCH (10,834)	0-3 L	39-26-11-0
77	4/3	@ Uta	1-3 L	39-27-11-0
78	4/5	@ Uta	2-1 W	40-27-11-0
79	4/6	@ Chi	3-2 W	41-27-11-0
80	4/7	@ Mtb	5-2 W	42-27-11-0

**Western Quarterfinals - #2 Grand Rapids lost to #7 Chicago, 2-3**

P1	4/13	CHI (5,023)	4-1 W	1-0
P2	4/15	CHI (4,418)	1-5 L	1-1
P3	4/17	@ Chi	1-2 L	1-2
P4	4/19	@ Chi	3-0 W	2-2
P5	4/21	CHI (5,165)	2-4 L	2-3

**OPENING NIGHT LINEUP**

3	Vauclair	D	22	C. Kelly	F
4	Gruden	D	23	Murphy	F
5	W. Brookbank	D	24	Richards	D
9	Kip Miller	F	25	Prusek	G
11	Boisvert	F	26	Bala	F
12	Black	F	29	Doig	D
16	Hymovitz	F	44	Kwiatkowski	D
17	Szysky	F	49	M. Chouinard	G
19	Schastlivy	F	61	Dahlman	F
20	Ulmer	F			

**SEASON FINALE LINEUP**

3	Vauclair	D	23	Murphy	F
4	Gruden	D	24	Richards	D
7	Skarperud	F	25	Prusek	G
11	Boisvert	F	26	Bala	F
15	Martins	F	27	Van Drunen	D
16	Hymovitz	F	29	Doig	D
17	Szysky	F	30	Lajeunesse	G
20	Ulmer	F	44	Kwiatkowski	D
21	Langfeld	F	61	Dahlman	F
22	C. Kelly	F	79	Spezza	F

## 2000-01 SEASON

**Regular Season – 1st of 6 in Eastern Conference, 1st of 11 in IHL**

Overall: 53-22-7, 113 points

Home: 31-7-3, 65 points

Road: 22-15-4, 48 points

**Playoffs – Lost in Eastern Conference Finals**

Eastern Semifinals – Defeated #4 Cleveland, 4-0

Eastern Finals – Lost to #2 Orlando, 2-4

**General Manager – Bob McNamara****Assistant Coach – Danton Cole****Equipment Manager – Rob Flahiff****Head Coach – Bruce Cassidy****Medical Therapist – Rob Snitzer****REGULAR SEASON**

Player	GP	G	A	PTS	+/-	PIM	PP	SH	GW	FG	SHT	PCT
King, Derek	76	32	51	83	38	19	10	3	3	4	237	13.5%
Butsayev, Viacheslav	75	33	35	68	38	65	5	3	5	5	238	13.9%
Ciernik, Ivan	66	27	38	65	41	53	5	2	6	3	170	15.9%
Roberts, Dave	72	27	36	63	29	47	7	0	5	5	192	14.1%
White, Todd	64	22	32	54	16	20	6	1	5	3	150	14.7%
Patterson, Ed	70	19	23	42	11	90	5	2	3	4	139	13.7%
Neil, Chris	78	15	21	36	17	354	3	1	2	4	91	16.5%
Miller, Kip	34	16	19	35	14	12	4	2	2	5	82	19.5%
Richards, Travis	75	5	30	35	38	42	2	1	2	2	105	4.8%
Oliver, David	51	14	17	31	5	35	2	0	4	1	110	12.7%
Szysky, Chris	70	15	13	28	6	108	1	1	3	2	86	17.4%
Gorovikov, Konstantin	68	7	19	26	2	48	1	0	1	2	119	5.9%
Schastlivy, Petr	43	10	14	24	-5	10	2	1	1	2	135	7.4%
Kwiatkowski, Joel	77	4	17	21	27	58	0	0	2	0	123	3.3%
Gagnon, Sean	70	4	16	20	17	226	0	1	0	1	109	3.7%
Crowley, Mike	22	4	12	16	9	10	2	1	1	1	56	7.1%
Bouchard, Joel	19	3	9	12	7	8	0	0	1	1	42	7.1%
Aldridge, Keith	36	3	8	11	10	99	0	0	1	0	74	4.1%
Berens, Sean	37	3	8	11	11	26	0	0	0	0	49	6.1%
Gruden, John	34	2	6	8	3	18	0	1	0	0	58	3.4%
Van Druenen, Dave	36	2	5	7	25	24	0	0	0	0	43	4.7%
Demidov, Ilja	54	1	4	5	3	65	0	0	0	0	39	2.6%
Millar, Craig	12	1	2	3	-2	2	0	0	0	0	18	5.6%
Fountain, Mike	52	0	3	3	0	4	0	0	0	0	0	0.0%
MacLean, Cail	16	2	0	2	-3	0	0	0	1	1	18	11.1%
Wood, Derek	6	1	1	2	-1	2	0	0	0	0	4	25.0%
Stewart, Bobby	7	0	2	2	0	0	0	0	0	0	3	0.0%
Harrold, Josh	14	0	2	2	0	4	0	0	0	0	21	0.0%
McSorley, Marty	14	0	2	2	6	36	0	0	0	0	9	0.0%
Hall, Mike	7	1	0	1	-2	0	0	0	0	1	10	10.0%
Emmons, John	9	1	0	1	-3	4	0	0	0	0	11	9.1%
Maurice, Mike	6	0	1	1	2	0	0	0	0	0	4	0.0%
DaCosta, Jeff	1	0	0	0	-1	2	0	0	0	0	0	0.0%
Daigle, Sylvain	1	0	0	0	0	0	0	0	0	0	0	0.0%
Pavlikovsky, Rastislav	1	0	0	0	0	0	0	0	0	0	0	0.0%
Brule, Eric	2	0	0	0	0	0	0	0	0	0	4	0.0%
Hnidy, Shane	2	0	0	0	-1	2	0	0	0	0	6	0.0%
Rivers, Jamie	2	0	0	0	3	2	0	0	0	0	3	0.0%
Tremblay, J.F.	2	0	0	0	1	0	0	0	0	0	0	0.0%
Alban, Chad	3	0	0	0	0	2	0	0	0	0	0	0.0%
Lambert, Judd	3	0	0	0	0	0	0	0	0	0	0	0.0%
Plante, Philippe	3	0	0	0	2	0	0	0	0	0	6	0.0%
Grimes, Kevin	5	0	0	0	1	4	0	0	0	0	1	0.0%
Hocking, Justin	6	0	0	0	-2	12	0	0	0	0	5	0.0%
Blanchard, Sean	10	0	0	0	4	7	0	0	0	0	9	0.0%
Chouinard, Mathieu	28	0	0	0	0	2	0	0	0	0	0	0.0%
Bench	82	5		5		18			5			
<b>Griffins Totals</b>	<b>82</b>	<b>279</b>	<b>446</b>	<b>725</b>		<b>1540</b>	<b>55</b>	<b>20</b>	<b>53</b>	<b>47</b>	<b>2579</b>	<b>10.8%</b>
<b>Opponent Totals</b>	<b>82</b>	<b>196</b>	<b>320</b>	<b>516</b>		<b>1484</b>	<b>53</b>	<b>8</b>	<b>25</b>	<b>34</b>	<b>2267</b>	<b>8.6%</b>

## 2000-01 SEASON

## REGULAR SEASON

Goalie	GP	MIN	GAA	W	L	OTP	EN	SO	GA	SAVES	SPCT
Alban, Chad	3	180:00	1.33	2	1	0	0	1	4	81	0.953
Fountain, Mike	52	3004:39	2.08	34	10	6	1	6	104	1269	0.924
Chouinard, Mathieu	28	1566:43	2.64	17	7	1	1	1	69	637	0.902
Lambert, Judd	3	148:02	3.65	0	3	0	0	0	9	55	0.859
Daigle, Sylvain	1	60:00	5.00	0	1	0	0	0	5	29	0.853
<b>Griffins Totals</b>	<b>82</b>	<b>4978:17</b>	<b>2.36</b>	<b>53</b>	<b>22</b>	<b>7</b>	<b>2</b>	<b>8</b>	<b>196</b>	<b>2071</b>	<b>0.914</b>
<b>Opponent Totals</b>	<b>82</b>	<b>4978:17</b>	<b>3.36</b>	<b>25</b>	<b>48</b>	<b>5</b>	<b>11</b>	<b>1</b>	<b>279</b>	<b>2305</b>	<b>0.894</b>

## REGULAR SEASON

1st PER		2nd PER		3rd PER		OVERTIME		SHOOTOUT		TOTALS	
GF	GA	GF	GA	GF	GA	GF	GA	GF	GA	GF	GA
80	55	90	82	102	52	2	4	5	3	279	196

1st PER		2nd PER		3rd PER		OVERTIME		TOTALS	
SF	SA	SF	SA	SF	SA	SF	SA	SF	SA
880	695	879	805	785	734	35	30	2579	2264

**Power Play:** 55-300 (18.3%) 2nd of 11 in IHL  
**Penalty Kill:** 299-352 (84.9%) 4th of 11 in IHL

## PLAYOFFS

Player	GP	G	A	PTS	+/-	PIM	PP	SH	GW	FG	SHT	PCT
Miller, Kip	10	5	8	13	0	2	1	0	0	3	25	20.0%
Ciernik, Ivan	10	5	6	11	6	26	0	0	1	1	30	16.7%
King, Derek	10	5	5	10	2	4	3	1	1	1	32	15.6%
Oliver, David	10	6	2	8	3	8	0	0	1	0	22	27.3%
Schastlivy, Petr	7	4	4	8	3	0	1	0	0	0	26	15.4%
White, Todd	10	4	4	8	4	10	0	0	3	0	18	22.2%
Butsayev, Viacheslav	10	1	5	6	2	18	0	0	0	0	31	3.2%
Gagnon, Sean	10	2	3	5	7	30	0	1	0	0	10	20.0%
Gruden, John	10	1	4	5	8	8	0	0	0	0	9	11.1%
Patterson, Ed	10	1	4	5	4	17	0	0	0	0	7	14.3%
Richards, Travis	10	0	5	5	-2	8	0	0	0	0	24	0.0%
Neil, Chris	10	2	2	4	2	22	1	0	0	0	9	22.2%
Roberts, Dave	10	1	2	3	2	8	0	0	0	0	17	5.9%
Szysky, Chris	7	0	2	2	2	13	0	0	0	0	9	0.0%
Fountain, Mike	8	0	2	2	0	0	0	0	0	0	0	0.0%
Aldridge, Keith	10	0	2	2	7	8	0	0	0	0	18	0.0%
Kwiatkowski, Joel	10	1	0	1	0	4	0	0	0	1	18	5.6%
Demidov, Ilja	2	0	1	1	4	21	0	0	0	0	0	0.0%
Van Drunen, Dave	10	0	1	1	7	22	0	0	0	0	7	0.0%
Chouinard, Mathieu	3	0	0	0	0	0	0	0	0	0	0	0.0%
Berens, Sean	4	0	0	0	0	0	0	0	0	0	4	0.0%
Bench	10					0						
<b>Griffins Totals</b>	<b>10</b>	<b>38</b>	<b>62</b>	<b>100</b>		<b>229</b>	<b>6</b>	<b>2</b>	<b>6</b>	<b>6</b>	<b>316</b>	<b>12.0%</b>
<b>Opponent Totals</b>	<b>10</b>	<b>26</b>	<b>37</b>	<b>63</b>		<b>198</b>	<b>7</b>	<b>4</b>	<b>4</b>	<b>4</b>	<b>292</b>	<b>8.9%</b>

## PLAYOFFS

Goalie	GP	MIN	GAA	W	L	EN	SO	GA	SAVES	SPCT
Chouinard, Mathieu	3	134:46	1.78	1	1	1	0	4	58	0.935
Fountain, Mike	8	521:45	2.41	5	3	0	1	21	208	0.908
<b>Griffins Totals</b>	<b>10</b>	<b>658:18</b>	<b>2.37</b>	<b>6</b>	<b>4</b>	<b>1</b>	<b>1</b>	<b>26</b>	<b>266</b>	<b>0.911</b>
<b>Opponent Totals</b>	<b>10</b>	<b>658:18</b>	<b>3.46</b>	<b>4</b>	<b>6</b>	<b>2</b>	<b>1</b>	<b>38</b>	<b>278</b>	<b>0.880</b>

## PLAYOFFS

1st PER		2nd PER		3rd PER		OVERTIME		TOTALS	
GF	GA	GF	GA	GF	GA	GF	GA	GF	GA
12	8	15	6	11	10	0	2	38	26

1st PER		2nd PER		3rd PER		OVERTIME		TOTALS	
SF	SA	SF	SA	SF	SA	SF	SA	SF	SA
109	86	104	78	78	104	25	24	316	292

**Power Play:** 6-49 (12.2%) 5th of 8 in IHL  
**Penalty Kill:** 51-58 (87.9%) 3rd of 8 in IHL



## 2000-01 RESULTS

GAME	DATE	OPP/HOME ATT.	SCORE	RECORD	GAME	DATE	OPP/HOME ATT.	SCORE	RECORD
1	10/6	CLE (10,834)	4-3 SOW	1-0-0	42	1/20	@ Mil	2-3 SOP	31-7-4
2	10/11	@ Cle	5-4 W	2-0-0	43	1/23	KC (6,114)	4-3 SOW	32-7-4
3	10/13	@ Det	5-4 W	3-0-0	44	1/26	UTA (9,098)	4-1 W	33-7-4
4	10/14	@ Chi	3-1 W	4-0-0	45	1/27	ORL (10,834)	2-3 L	33-8-4
5	10/20	MTB (6,168)	1-3 L	4-1-0	46	2/1	@ Orl	3-2 SOW	34-8-4
6	10/21	ORL (7,614)	1-0 W	5-1-0	47	2/2	@ Orl	1-2 L	34-9-4
7	10/25	@ Mil	1-2 OTP	5-1-1	48	2/4	@ Cle	1-4 L	34-10-4
8	10/27	MIL (6,540)	3-2 W	6-1-1	49	2/6	@ Cin	0-3 L	34-11-4
9	10/28	@ Det	6-2 W	7-1-1	50	2/9	@ Cin	2-4 L	34-12-4
10	11/3	CIN (7,012)	5-1 W	8-1-1	51	2/10	UTA (10,226)	3-1 W	35-12-4
11	11/4	CIN (7,924)	6-3 W	9-1-1	52	2/11	HOU (8,134)	5-2 W	36-12-4
12	11/10	CLE (7,341)	4-2 W	10-1-1	53	2/14	ORL (6,357)	3-4 SOP	36-12-5
13	11/11	UTA (8,111)	4-2 W	11-1-1	54	2/16	@ Kc	7-5 W	37-12-5
14	11/17	MTB (8,034)	1-2 SOP	11-1-2	55	2/17	@ Kc	2-1 W	38-12-5
15	11/18	@ Uta	2-3 L	11-2-2	56	2/18	DET (8,102)	1-2 L	38-13-5
16	11/19	@ Mtb	1-3 L	11-3-2	57	2/21	CIN (6,605)	5-0 W	39-13-5
17	11/22	@ Orl	1-2 OTP	11-3-3	58	2/23	MIL (9,428)	3-5 L	39-14-5
18	11/24	CLE (8,018)	3-1 W	12-3-3	59	2/24	HOU (10,634)	5-2 W	40-14-5
19	11/25	CIN (7,822)	3-0 W	13-3-3	60	2/27	HOU (6,123)	5-2 W	41-14-5
20	11/28	@ Mil	3-2 W	14-3-3	61	3/1	@ Hou	2-3 L	41-15-5
21	12/1	@ Mtb	1-3 L	14-4-3	62	3/3	@ Cle	3-5 L	41-16-5
22	12/2	@ Mtb	3-2 W	15-4-3	63	3/4	@ Mil	6-5 W	42-16-5
23	12/7	CIN (6,244)	5-4 OTW	16-4-3	64	3/7	MTB (6,444)	2-3 L	42-17-5
24	12/8	@ Mil	4-0 W	17-4-3	65	3/9	CHI (9,012)	9-3 W	43-17-5
25	12/10	@ Chi	5-2 W	18-4-3	66	3/10	CHI (10,834)	3-4 L	43-18-5
26	12/13	MIL (6,192)	4-2 W	19-4-3	67	3/13	DET (6,101)	4-1 W	44-18-5
27	12/15	@ Cle	5-4 OTW	20-4-3	68	3/15	ORL (6,793)	4-1 W	45-18-5
28	12/16	KC (9,269)	3-4 L	20-5-3	69	3/17	@ Cle	2-4 L	45-19-5
29	12/20	@ Uta	1-2 L	20-6-3	70	3/18	@ Hou	7-3 W	46-19-5
30	12/22	KC (8,464)	5-3 W	21-6-3	71	3/23	@ Orl	1-4 L	46-20-5
31	12/26	CHI (8,270)	6-3 W	22-6-3	72	3/25	@ Det	4-2 W	47-20-5
32	12/27	@ Chi	6-2 W	23-6-3	73	3/28	UTA (6,991)	2-1 SOW	48-20-5
33	12/28	@ Mil	4-1 W	24-6-3	74	3/29	ORL (7,832)	2-3 OTP	48-20-6
34	12/30	MIL (7,807)	2-1 W	25-6-3	75	3/31	@ Cin	5-2 W	49-20-6
35	12/31	CHI (8,116)	4-1 W	26-6-3	76	4/1	@ Cle	8-0 W	50-20-6
36	1/5	@ Det	5-3 W	27-6-3	77	4/4	@ Uta	3-4 OTP	50-20-7
37	1/10	CIN (6,173)	4-3 W	28-6-3	78	4/6	@ Uta	2-1 W	51-20-7
38	1/12	DET (10,834)	1-0 W	29-6-3	79	4/7	DET (10,834)	6-0 W	52-20-7
39	1/13	@ Chi	2-4 L	29-7-3	80	4/13	@ Det	2-4 L	52-21-7
40	1/17	MTB (6,122)	1-0 SOW	30-7-3	81	4/14	@ Kc	4-2 W	53-21-7
41	1/19	MIL (9,505)	3-1 W	31-7-3	82	4/15	@ Kc	4-5 L	53-22-7

### Eastern Semifinals - #1 Grand Rapids defeated #4 Cleveland, 4-0

P1	4/20	CLE (7,144)	5-1 W	1-0
P2	4/21	CLE (7,431)	7-4 W	2-0
P3	4/23	@ Cle	2-1 W	3-0
P4	4/25	@ Cle	3-0 W	4-0

### Eastern Finals - #1 Grand Rapids lost to #2 Orlando, 2-4

P5	5/3	ORL (5,012)	3-4 3OTL	0-1
P6	5/5	@ Orl	4-2 W	1-1
P7	5/6	@ Orl	3-5 L	1-2
P8	5/9	ORL (5,426)	3-4 OTL	1-3
P9	5/10	ORL (5,092)	8-3 W	2-3
P10	5/12	@ Orl	0-2 L	2-4

### OPENING NIGHT LINEUP

7	King	F	23	Patterson	F
8	Neil	F	24	Richards	D
9	Roberts	F	28	Butsayev	F
11	Szysky	F	32	Ciernik	F
12	White	F	35	Dimaline	G
17	Emmons	F	42	J. Bouchard	D
18	Gorovikov	F	44	Kwiatkowski	D
19	Schastlivy	F	49	M. Chouinard	G
20	Crowley	D	77	Demidov	D
22	Harrold	D			

### SEASON FINALE LINEUP

4	Gruden	D	26	Oliver	F
5	Aldridge	D	27	Van Drunen	D
6	S. Gagnon	D	28	Butsayev	F
7	King	F	30	Fountain	F
8	Neil	F	32	Ciernik	G
9	Roberts	F	37	Kip Miller	F
12	White	F	44	Kwiatkowski	D
19	Schastlivy	F	49	M. Chouinard	G
23	Patterson	F	77	Demidov	D
24	Richards	D			

## 1999-00 SEASON

**Regular Season – 1st of 7 in Eastern Conference, 2nd of 13 in IHL**

Overall: 51-22-9, 111 points  
 Home: 26-12-3, 55 points  
 Road: 25-10-6, 56 points

**Playoffs – Lost in Turner Cup Finals**

Eastern Semifinals - Defeated #4 Cleveland, 4-2  
 Eastern Finals - Defeated #3 Cincinnati, 4-1  
 Turner Cup Finals - Lost to #1 Chicago, 2-4

**General Manager – Bob McNamara**

**Head Coach – Guy Charron**

**Assistant Coaches – Curtis Hunt, Danton Cole, Kelly Miller**

**Equipment Manager – Tim Paris**

**Medical Therapist – Rob Snitzer**



### REGULAR SEASON

Player	GP	G	A	PTS	+/-	PIM	PP	SH	GW	FG	SHT	PCT
Picard, Michel	65	33	35	68	29	50	3	2	4	8	163	20.2%
Butsayev, Viacheslav	68	28	35	63	21	85	4	2	4	2	207	13.5%
Miller, Kevin	63	20	34	54	15	51	7	0	3	3	175	11.4%
King, Derek	52	19	30	49	20	25	7	0	4	2	164	11.6%
Sarault, Yves	62	17	26	43	9	77	1	1	4	4	192	8.9%
Patterson, Ed	74	20	21	41	19	141	6	1	3	4	142	14.1%
Schastlivy, Petr	46	16	12	28	-2	10	3	0	6	3	142	11.3%
Richards, Travis	71	5	23	28	29	47	2	0	0	1	97	5.2%
Emmons, John	64	10	16	26	10	78	1	1	2	2	102	9.8%
Rachunek, Karel	62	6	20	26	18	64	2	0	2	1	92	6.5%
Ciernik, Ivan	66	13	12	25	5	64	4	0	1	3	129	10.1%
Gorovikov, Konstantin	57	9	14	23	15	30	1	1	4	1	78	11.5%
Gruden, John	50	5	17	22	4	24	2	0	1	1	90	5.6%
Neil, Chris	51	9	10	19	9	301	2	0	1	2	55	16.4%
Nelson, Todd	73	2	15	17	36	47	0	0	0	0	78	2.6%
Plante, Philippe	63	3	11	14	17	24	0	0	1	1	88	3.4%
Rumble, Darren	29	3	10	13	3	20	2	0	0	0	37	8.1%
Shafraanov, Konstantin	24	3	8	11	0	15	2	1	1	0	32	9.4%
Karlander, Kory	22	5	5	10	3	31	0	1	0	1	29	17.2%
Szysky, Chris	32	5	4	9	10	44	1	0	0	1	55	9.1%
Petrovicky, Robert	7	5	3	8	-4	4	2	1	0	1	24	20.8%
Miller, Kelly	26	4	4	8	11	8	0	0	0	1	45	8.9%
McBain, Jason	16	1	6	7	5	23	0	0	0	0	37	2.7%
Baseggio, Dave	15	0	7	7	7	6	0	0	0	0	15	0.0%
Van Drunen, Dave	36	0	6	6	6	76	0	0	0	0	37	0.0%
Pavlikovsky, Rastislav	15	0	5	5	-3	24	0	0	0	0	22	0.0%
Maurice, Mike	6	1	2	3	2	5	0	0	0	1	7	14.3%
Kenny, Shane	24	1	1	2	-4	38	0	0	0	0	25	4.0%
Goldmann, Erich	26	1	1	2	-1	15	0	0	0	0	20	5.0%
Kochan, Dieter	2	0	1	1	0	0	0	0	0	0	0	0.0%
Wallace, Buddy	4	0	1	1	3	4	0	0	0	0	4	0.0%
Sryubko, Andrei	28	0	1	1	-2	109	0	0	0	0	22	0.0%
Fountain, Mike	36	0	1	1	0	4	0	0	0	0	0	0.0%
Hurme, Jani	52	0	1	1	0	30	0	0	0	0	0	0.0%
Beaubien, Frederick	1	0	0	0	0	0	0	0	0	0	0	0.0%
Pinfold, Dennis	1	0	0	0	-1	7	0	0	0	0	0	0.0%
Cole, Danton	2	0	0	0	1	0	0	0	0	0	2	0.0%
Metcalfe, Jason	2	0	0	0	1	9	0	0	0	0	1	0.0%
Shevalier, Jeff	2	0	0	0	0	0	0	0	0	0	5	0.0%
Norris, Warren	3	0	0	0	-1	0	0	0	0	0	0	0.0%
Grimes, Kevin	4	0	0	0	-1	13	0	0	0	0	0	0.0%
Bench	82	10		10		22			10			
<b>Griffins Totals</b>	<b>82</b>	<b>254</b>	<b>398</b>	<b>652</b>		<b>1625</b>	<b>52</b>	<b>11</b>	<b>51</b>	<b>43</b>	<b>2413</b>	<b>10.5%</b>
<b>Opponent Totals</b>	<b>82</b>	<b>200</b>	<b>336</b>	<b>536</b>		<b>1607</b>	<b>61</b>	<b>6</b>	<b>31</b>	<b>39</b>	<b>2256</b>	<b>8.9%</b>

### REGULAR SEASON

Goalie	GP	MIN	GAA	W	L	SOP	EN	SO	GA	SAVES	SPCT
Kochan, Dieter	2	93:27	0.64	1	0	1	0	0	1	32	0.970
Hurme, Jani	52	2948:21	2.18	29	15	4	2	4	107	1240	0.921
Fountain, Mike	36	1850:43	2.50	21	7	4	3	3	77	780	0.910
Beaubien, Frederick	1	14:45	4.07	0	0	0	0	0	1	4	0.800
<b>Griffins Totals</b>	<b>82</b>	<b>4920:00</b>	<b>2.44</b>	<b>51</b>	<b>22</b>	<b>9</b>	<b>5</b>	<b>7</b>	<b>200</b>	<b>2056</b>	<b>0.911</b>
<b>Opponent Totals</b>	<b>82</b>	<b>4920:00</b>	<b>3.10</b>	<b>31</b>	<b>41</b>	<b>10</b>	<b>11</b>	<b>3</b>	<b>254</b>	<b>2169</b>	<b>0.899</b>

## 1999-00 SEASON

### REGULAR SEASON

1st PER		2nd PER		Scoring by Period				SHOOTOUT		TOTALS	
GF	GA	GF	GA	3rd PER		GF	GA	GF	GA	GF	GA
74	72	77	70	93	49	10	9	254	200		
1st PER		2nd PER		Shots by Period				TOTALS			
SF	SA	SF	SA	3rd PER		SF	SA	SF	SA		
842	776	826	776	745	695	2413	2247				
<b>Power Play:</b>		52-363 (14.3%)		9th of 13 in IHL							
<b>Penalty Kill:</b>		314-375 (83.7%)		11th of 13 in IHL							

### PLAYOFFS

Player	GP	G	A	PTS	+/-	PIM	PP	SH	GW	FG	SHT	PCT
Miller, Kevin	17	11	7	18	1	30	5	0	1	1	46	23.9%
Picard, Michel	17	8	10	18	-4	4	2	0	2	0	60	13.3%
Butsayev, Viacheslav	17	4	12	16	4	24	2	0	0	1	44	9.1%
Schastlivy, Petr	17	8	7	15	9	6	1	0	2	3	58	13.8%
King, Derek	17	7	8	15	-4	8	4	0	0	0	75	9.3%
Sarault, Yves	17	7	4	11	8	32	0	1	2	1	54	13.0%
Richards, Travis	17	1	7	8	2	18	1	0	0	0	29	3.4%
McBain, Jason	15	2	5	7	2	12	0	0	0	1	30	6.7%
Ciernik, Ivan	6	0	6	6	8	2	0	0	0	0	11	0.0%
Baseggio, Dave	15	0	6	6	1	6	0	0	0	0	28	0.0%
Szysky, Chris	15	2	3	5	3	45	0	0	1	0	17	11.8%
Gruden, John	12	1	4	5	0	8	0	0	0	0	14	7.1%
Emmons, John	16	1	4	5	1	28	0	0	1	0	18	5.6%
Rachunek, Karel	9	0	5	5	5	6	0	0	0	0	13	0.0%
Patterson, Ed	5	4	0	4	2	2	2	0	1	0	12	33.3%
Plante, Philippe	14	2	0	2	9	4	0	0	0	0	15	13.3%
Maurice, Mike	3	0	2	2	1	0	0	0	0	0	2	0.0%
Neil, Chris	8	0	2	2	-1	24	0	0	0	0	8	0.0%
Hurme, Jani	17	0	2	2	0	4	0	0	0	0	0	0.0%
Nelson, Todd	17	0	2	2	7	10	0	0	0	0	13	0.0%
Gorovikov, Konstantin	8	1	0	1	3	4	0	0	0	0	11	9.1%
Miller, Kelly	7	0	1	1	-1	2	0	0	0	0	10	0.0%
Fountain, Mike	1	0	0	0	0	0	0	0	0	0	0	0.0%
Van Druenen, Dave	1	0	0	0	-1	2	0	0	0	0	1	0.0%
Sryubko, Andrei	2	0	0	0	1	9	0	0	0	0	2	0.0%
Bench	17					8						
<b>Griffins Totals</b>	<b>17</b>	<b>59</b>	<b>97</b>	<b>156</b>		<b>298</b>	<b>17</b>	<b>1</b>	<b>10</b>	<b>7</b>	<b>571</b>	<b>10.3%</b>
<b>Opponent Totals</b>	<b>17</b>	<b>41</b>	<b>69</b>	<b>110</b>		<b>300</b>	<b>11</b>	<b>4</b>	<b>7</b>	<b>10</b>	<b>498</b>	<b>8.2%</b>

### PLAYOFFS

Goalie	GP	MIN	GAA	W	L	EN	SO	GA	SAVES	SPCT
Hurme, Jani	17	1028:02	2.16	10	7	0	1	37	447	0.924
Fountain, Mike	1	20:00	12.00	0	0	0	0	4	10	0.714
<b>Griffins Totals</b>	<b>17</b>	<b>1052:37</b>	<b>2.34</b>	<b>10</b>	<b>7</b>	<b>0</b>	<b>1</b>	<b>41</b>	<b>457</b>	<b>0.918</b>
<b>Opponent Totals</b>	<b>17</b>	<b>1052:37</b>	<b>3.36</b>	<b>7</b>	<b>10</b>	<b>1</b>	<b>2</b>	<b>59</b>	<b>512</b>	<b>0.897</b>

### PLAYOFFS

1st PER		2nd PER		Scoring by Period				OVERTIME		TOTALS	
GF	GA	GF	GA	3rd PER		GF	GA	GF	GA	GF	GA
16	15	19	15	23	9	1	2	59	41		
1st PER		2nd PER		Shots by Period				OVERTIME		TOTALS	
SF	SA	SF	SA	3rd PER		SF	SA	SF	SA		
200	177	204	175	159	127	8	19	571	498		
<b>Power Play:</b>		17-96 (17.7%)		3rd of 10 in IHL							
<b>Penalty Kill:</b>		79-90 (87.8%)		4th of 10 in IHL							

### OPENING NIGHT LINEUP

4	Rumble	D	19	Schastlivy	F
5	Kenny	D	20	Wallace	F
6	Grimes	D	23	Patterson	F
7	Picard	F	24	Richards	D
9	Goldmann	D	25	Shafranov	F
14	Kev. Miller	F	26	Pavlikovsky	F
15	Sarault	F	29	Rachunek	D
16	Cole	F	30	Fountain	G
17	Emmons	F	35	Beaubien	G

### SEASON FINALE LINEUP

3	Plante	D	19	Schastlivy	F
5	McBain	D	22	Gruden	D
7	Picard	F	24	Richards	D
8	Neil	F	25	Maurice	F
11	Szysky	F	28	Butsayev	F
12	King	F	29	Rachunek	D
14	Kev. Miller	F	30	Fountain	G
15	Sarault	F	35	Hurme	G
17	Emmons	F	44	T. Nelson	D

## 1999-00 RESULTS

GAME	DATE	OPP/HOME ATT.	SCORE	RECORD	GAME	DATE	OPP/HOME ATT.	SCORE	RECORD
1	10/1	@ Det	4-1 W	1-0-0	42	1/21	ORL (10,834)	3-6 L	27-12-3
2	10/2	@ Cle	1-6 L	1-1-0	43	1/22	CLE (10,834)	5-4 W	28-12-3
3	10/8	MIL (10,834)	2-1 SOW	2-1-0	44	1/28	@ Kc	1-4 L	28-13-3
4	10/9	@ Mil	1-2 SOP	2-1-1	45	1/29	@ Kc	2-3 SOP	28-13-4
5	10/13	CLE (6,782)	2-6 L	2-2-1	46	2/1	@ Cin	1-0 W	29-13-4
6	10/15	@ Lb	4-5 L	2-3-1	47	2/4	@ Uta	3-4 L	29-14-4
7	10/16	@ Lb	5-3 W	3-3-1	48	2/5	@ Hou	1-2 SOP	29-14-5
8	10/22	DET (8,011)	1-4 L	3-4-1	49	2/6	@ Hou	1-3 L	29-15-5
9	10/23	CIN (7,826)	2-1 W	4-4-1	50	2/9	ORL (7,358)	2-3 L	29-16-5
10	10/28	MTB (6,885)	4-1 W	5-4-1	51	2/11	HOU (9,280)	6-3 W	30-16-5
11	10/29	MTB (7,548)	2-1 W	6-4-1	52	2/12	HOU (10,595)	2-3 SOP	30-16-6
12	10/30	@ Cin	4-3 W	7-4-1	53	2/15	@ Mil	4-3 W	31-16-6
13	11/5	LB (10,015)	1-2 L	7-5-1	54	2/16	UTA (7,534)	3-1 W	32-16-6
14	11/6	KC (9,193)	4-5 L	7-6-1	55	2/18	@ Mic	0-1 L	32-17-6
15	11/11	KC (7,051)	4-1 W	8-6-1	56	2/20	DET (8,734)	2-1 SOW	33-17-6
16	11/12	MIL (8,422)	5-0 W	9-6-1	57	2/25	MIC (10,834)	0-2 L	33-18-6
17	11/13	@ Mil	6-3 W	10-6-1	58	2/26	@ Mic	5-2 W	34-18-6
18	11/18	MIC (7,315)	7-4 W	11-6-1	59	2/27	CIN (8,010)	6-1 W	35-18-6
19	11/19	@ Mic	2-1 W	12-6-1	60	3/2	KC (7,682)	4-5 L	35-19-6
20	11/20	ORL (10,834)	6-2 W	13-6-1	61	3/3	@ Cle	3-0 W	36-19-6
21	11/23	ORL (7,322)	2-5 L	13-7-1	62	3/4	@ Cle	3-4 SOP	36-19-7
22	11/24	@ Det	3-2 W	14-7-1	63	3/9	CHI (7,596)	1-2 SOP	36-19-8
23	11/27	@ Orl	5-3 W	15-7-1	64	3/10	@ Mic	4-3 SOW	37-19-8
24	11/28	@ Orl	2-3 SOP	15-7-2	65	3/11	CIN (10,834)	5-4 SOW	38-19-8
25	12/3	CLE (8,565)	1-2 L	15-8-2	66	3/16	MIC (7,675)	6-1 W	39-19-8
26	12/4	MIL (10,220)	1-5 L	15-9-2	67	3/17	@ Cin	0-2 L	39-20-8
27	12/8	CLE (7,522)	1-0 W	16-9-2	68	3/18	DET (10,834)	3-4 SOP	39-20-9
28	12/10	@ Mil	1-4 L	16-10-2	69	3/23	DET (7,847)	3-2 SOW	40-20-9
29	12/11	@ Mtb	4-1 W	17-10-2	70	3/24	MIL (9,894)	5-3 W	41-20-9
30	12/12	@ Mtb	2-1 W	18-10-2	71	3/25	@ Mic	3-2 SOW	42-20-9
31	12/18	MIL (10,178)	2-1 W	19-10-2	72	3/29	@ Orl	4-1 W	43-20-9
32	12/22	@ Chi	5-3 W	20-10-2	73	3/30	@ Orl	2-4 L	43-21-9
33	12/23	@ Det	4-1 W	21-10-2	74	3/31	@ Hou	1-0 W	44-21-9
34	12/26	@ Orl	3-5 L	21-11-2	75	4/2	@ Hou	4-3 SOW	45-21-9
35	12/28	@ Orl	3-4 SOP	21-11-3	76	4/5	@ Mic	3-2 SOW	46-21-9
36	12/29	MIC (10,025)	2-1 W	22-11-3	77	4/7	@ Cin	5-2 W	47-21-9
37	1/2	@ Mtb	4-3 SOW	23-11-3	78	4/8	CIN (10,114)	4-3 SOW	48-21-9
38	1/7	@ Chi	3-1 W	24-11-3	79	4/12	MIC (7,427)	5-2 W	49-21-9
39	1/13	CIN (7,506)	4-0 W	25-11-3	80	4/14	CIN (8,710)	2-3 L	49-22-9
40	1/15	ORL (10,834)	4-1 W	26-11-3	81	4/15	@ Cin	5-2 W	50-22-9
41	1/20	MIC (7,725)	5-0 W	27-11-3	82	4/16	DET (8,323)	4-2 W	51-22-9

## Eastern Semifinals - #1 Grand Rapids defeated #4 Cleveland, 4-2

P1	4/26	CLE (7,128)	1-2 OTL	0-1
P2	4/27	CLE (7,102)	2-0 W	1-1
P3	4/30	@ Cle	4-3 OTW	2-1
P4	5/2	@ Cle	4-1 W	3-1
P5	5/4	CLE (6,016)	0-2 L	3-2
P6	5/7	@ Cle	5-2 W	4-2

## Eastern Finals - #1 Grand Rapids defeated #3 Cincinnati, 4-1

P7	5/12	CIN (5,735)	1-2 L	0-1
P8	5/13	CIN (5,645)	4-3 W	1-1
P9	5/19	@ Cin	10-1 W	2-1
P10	5/20	@ Cin	4-1 W	3-1
P11	5/23	CIN (5,825)	6-1 W	4-1

## Turner Cup Finals - #1 Grand Rapids lost to #1 Chicago, 2-4

P12	5/26	@ Chi	3-4 OTL	0-1
P13	5/28	@ Chi	0-4 L	0-2
P14	5/30	CHI (7,010)	5-3 W	1-2
P15	6/1	CHI (10,127)	3-5 L	1-3
P16	6/3	@ Chi	6-4 W	2-3
P17	6/5	CHI (10,156)	1-3 L	2-4

## 1998-99 SEASON

Regular Season – 4th of 4 in Northeast Division, 7th of 8 in Eastern Conference,  
15th of 16 in IHL

Overall: 34-40-8, 76 points

Home: 19-18-4, 42 points

Road: 15-22-4, 34 points

Playoffs – Did Not Qualify

General Manager – Bob McNamara

Assistant Coach – Curtis Hunt

Equipment Manager – Tim Paris

Head Coach – Guy Charron

Medical Therapist – Rob Snitzer

## REGULAR SEASON

Player	GP	G	A	PTS	+/-	PIM	PP	SH	GW	FG	SHT	PCT
Metropolit, Glen	77	28	53	81	12	92	12	1	6	5	250	11.2%
Petrovicky, Robert	49	26	32	58	15	87	4	2	4	4	166	15.7%
Hlushko, Todd	82	24	26	50	-4	78	7	2	1	2	221	10.9%
Vasilyev, Andrei	59	21	27	48	-16	24	2	2	3	3	128	16.4%
Frederick, Joe	45	23	18	41	-1	98	7	0	2	3	117	19.7%
Brimanis, Aris	66	16	21	37	1	70	6	2	3	1	210	7.6%
Richards, Travis	82	9	23	32	-3	84	4	0	0	2	134	6.7%
Spiridonov, Maxim	41	11	17	28	0	12	3	0	0	1	74	14.9%
Karlander, Kory	44	9	19	28	-3	58	0	4	1	1	72	12.5%
Rumble, Darren	53	6	22	28	3	44	2	2	0	0	115	5.2%
Cole, Danton	72	14	11	25	-3	50	3	2	0	2	130	10.8%
Bicanek, Radim	46	8	17	25	-4	48	4	0	0	0	98	8.2%
Bednar, Jared	74	3	18	21	-11	220	1	0	0	1	94	3.2%
MacLean, Donald	28	6	13	19	-3	8	2	0	0	1	58	10.3%
Royer, Gaetan	52	12	6	18	-12	177	1	2	1	1	86	14.0%
Bjork, Anders	35	8	6	14	-5	17	2	2	1	4	44	18.2%
Peterson, Brent	17	7	5	12	3	14	2	0	1	1	41	17.1%
Elick, Mickey	17	3	6	9	-2	8	0	0	1	0	48	6.3%
Coles, Bruce	15	1	7	8	-1	10	0	0	0	0	22	4.5%
Ashe, Tom	76	1	7	8	9	84	0	0	0	0	62	1.6%
Nedomansky, Vashi	12	3	4	7	-3	6	1	0	0	0	33	9.1%
Shannon, Darrin	10	1	5	6	3	12	0	0	0	0	16	6.3%
Morris, Marc	13	0	6	6	3	14	0	0	0	0	15	0.0%
Kruppke, Gord	42	0	5	5	-11	93	0	0	0	0	41	0.0%
Picard, Michel	6	2	2	4	1	2	0	0	0	1	26	7.7%
Ramsay, Bruce	47	1	3	4	-3	165	0	0	0	0	18	5.6%
Lojkin, Alexei	10	1	2	3	-6	4	0	0	0	0	26	3.8%
Buckberger, Ashley	11	1	2	3	-1	0	0	0	1	0	8	12.5%
Szysky, Chris	6	1	1	2	-5	10	0	0	1	0	18	5.6%
Leroux, Francois	13	1	1	2	-5	22	1	0	0	0	9	11.1%
Fiebelkorn, Jed	5	0	2	2	-1	5	0	0	0	0	3	0.0%
Kaminsky, Yan	7	0	2	2	-1	0	0	0	0	0	17	0.0%
Kuparinen, Mikko	19	0	2	2	-2	35	0	0	0	0	11	0.0%
Little, Neil	50	0	2	2	0	6	0	0	0	0	0	0.0%
Ruchty, Matt	13	1	0	1	-5	59	0	0	0	0	11	9.1%
Huffman, Kerry	4	0	1	1	2	6	0	0	0	0	10	0.0%
Nolan, Tom	6	0	1	1	-3	2	0	0	0	0	4	0.0%
Weaver, Jason	10	0	1	1	2	28	0	0	0	0	14	0.0%
Gordon, Ian	41	0	1	1	0	0	0	0	0	0	0	0.0%
Kordic, Dan	3	0	0	0	1	0	0	0	0	0	5	0.0%
Sasseville, Francois	3	0	0	0	0	2	0	0	0	0	4	0.0%
Curtin, Luke	4	0	0	0	-2	2	0	0	0	0	6	0.0%
LaFleur, Brian	4	0	0	0	-1	2	0	0	0	0	3	0.0%
Norris, Warren	4	0	0	0	-1	0	0	0	0	0	3	0.0%
Tallaire, Sean	4	0	0	0	-2	0	0	0	0	0	3	0.0%
Smith, Adam	5	0	0	0	-8	12	0	0	0	0	3	0.0%
DeSantis, Mark	7	0	0	0	1	9	0	0	0	0	3	0.0%
Tucker, Travis	10	0	0	0	-4	31	0	0	0	0	4	0.0%
Bench	82	8		8		32			8			
<b>Griffins Totals</b>	<b>82</b>	<b>256</b>	<b>396</b>	<b>652</b>		<b>1842</b>	<b>64</b>	<b>21</b>	<b>34</b>	<b>33</b>	<b>2484</b>	<b>10.3%</b>
<b>Opponent Totals</b>	<b>82</b>	<b>281</b>	<b>471</b>	<b>752</b>		<b>1740</b>	<b>79</b>	<b>13</b>	<b>48</b>	<b>48</b>	<b>2402</b>	<b>11.7%</b>

## REGULAR SEASON

Goalie	GP	MIN	GAA	W	L	SOL	EN	SO	GA	SAVES	SPCT
Little, Neil	50	2739:56	3.15	18	21	5	3	3	144	1218	0.894
Gordon, Ian	41	2149:17	3.43	16	19	3	3	2	123	903	0.880
<b>Griffins Totals</b>	<b>82</b>	<b>4920:00</b>	<b>3.43</b>	<b>34</b>	<b>40</b>	<b>8</b>	<b>6</b>	<b>5</b>	<b>281</b>	<b>2121</b>	<b>0.883</b>
<b>Opponent Totals</b>	<b>82</b>	<b>4920:00</b>	<b>3.12</b>	<b>48</b>	<b>26</b>	<b>8</b>	<b>9</b>	<b>2</b>	<b>256</b>	<b>2236</b>	<b>0.900</b>

# 1998-99 SEASON

## REGULAR SEASON

Scoring by Period									
1st PER		2nd PER		3rd PER		SHOOTOUT		TOTALS	
GF	GA	GF	GA	GF	GA	GF	GA	GF	GA
80	93	81	86	87	94	8	8	256	281

Shots by Period									
1st PER		2nd PER		3rd PER		TOTALS			
SF	SA	SF	SA	SF	SA	SF	SA		
839	810	857	809	788	775	2484	2394		

**Power Play:** 64-437 (14.6%) 15th of 16 in IHL  
**Penalty Kill:** 346-425 (81.4%) 11th of 16 in IHL

# 1998-99 RESULTS

GAME	DATE	OPP/HOME ATT.	SCORE	RECORD	GAME	DATE	OPP/HOME ATT.	SCORE	RECORD
1	10/9	KC (10,834)	2-0 W	1-0-0	42	1/24	@ Mic	6-4 W	16-19-7
2	10/10	@ Chi	2-3 L	1-1-0	43	1/27	@ Cle	1-5 L	16-20-7
3	10/16	IND (9,052)	5-6 SOL	1-1-1	44	1/29	DET (10,834)	1-3 L	16-21-7
4	10/17	@ Mic	5-2 W	2-1-1	45	1/30	@ Det	1-7 L	16-22-7
5	10/23	LB (9,112)	4-5 L	2-2-1	46	2/4	@ Ori	1-3 L	16-23-7
6	10/24	HOU (9,515)	2-5 L	2-3-1	47	2/6	@ Ori	3-5 L	16-24-7
7	10/27	UTA (8,794)	4-0 W	3-3-1	48	2/10	KC (9,685)	3-5 L	16-25-7
8	10/29	@ Ori	0-4 L	3-4-1	49	2/12	MIL (10,834)	5-3 W	17-25-7
9	10/30	@ Hou	3-4 SOL	3-4-2	50	2/13	@ Mil	3-5 L	17-26-7
10	11/7	MIL (10,604)	5-0 W	4-4-2	51	2/14	IND (8,869)	5-2 W	18-26-7
11	11/10	IND (9,034)	5-3 W	5-4-2	52	2/17	@ Ftw	4-6 L	18-27-7
12	11/12	ORL (8,812)	2-3 L	5-5-2	53	2/18	ORL (9,545)	3-2 W	19-27-7
13	11/13	@ Mil	2-4 L	5-6-2	54	2/20	FTW (10,834)	3-1 W	20-27-7
14	11/14	MIC (10,614)	2-4 L	5-7-2	55	2/21	MIC (9,512)	4-2 W	21-27-7
15	11/17	@ Ind	1-4 L	5-8-2	56	2/23	ORL (9,498)	6-2 W	22-27-7
16	11/20	DET (10,834)	3-5 L	5-9-2	57	2/24	MTB (9,004)	2-3 SOL	22-27-8
17	11/21	ORL (10,619)	1-3 L	5-10-2	58	2/27	CHI (10,834)	3-2 SOW	23-27-8
18	11/24	@ Lb	3-5 L	5-11-2	59	2/28	MIC (9,703)	2-3 L	23-28-8
19	11/25	@ Lvg	5-4 W	6-11-2	60	3/3	@ Ftw	4-2 W	24-28-8
20	11/27	@ Lvg	5-4 W	7-11-2	61	3/4	CLE (9,457)	1-3 L	24-29-8
21	11/28	@ Ftw	4-3 SOW	8-11-2	62	3/6	LB (10,834)	3-5 L	24-30-8
22	12/4	FTW (10,336)	4-3 SOW	9-11-2	63	3/10	ORL (9,762)	3-2 W	25-30-8
23	12/5	DET (10,834)	2-3 L	9-12-2	64	3/12	@ Mic	3-1 W	26-30-8
24	12/6	@ Mil	1-4 L	9-13-2	65	3/13	@ Ind	2-1 SOW	27-30-8
25	12/10	LVG (9,310)	3-6 L	9-14-2	66	3/19	DET (10,418)	1-3 L	27-31-8
26	12/11	@ Kc	4-5 SOL	9-14-3	67	3/20	@ Mic	3-6 L	27-32-8
27	12/12	@ Kc	4-2 W	10-14-3	68	3/23	@ Mtb	2-5 L	27-33-8
28	12/18	CLE (10,644)	1-2 SOL	10-14-4	69	3/25	ORL (10,021)	0-5 L	27-34-8
29	12/19	@ Cin	3-4 SOL	10-14-5	70	3/26	FTW (10,214)	4-2 W	28-34-8
30	12/22	CIN (9,017)	3-4 SOL	10-14-6	71	3/28	@ Mil	4-2 W	29-34-8
31	12/23	@ Det	2-3 SOL	10-14-7	72	3/30	@ Ind	5-4 W	30-34-8
32	12/26	@ Mic	4-0 W	11-14-7	73	3/31	@ Kc	2-4 L	30-35-8
33	12/29	MTB (10,113)	3-4 L	11-15-7	74	4/2	CHI (9,681)	7-6 SOW	31-35-8
34	12/31	MIL (10,834)	3-5 L	11-16-7	75	4/3	DET (10,210)	5-1 W	32-35-8
35	1/5	@ Kc	3-4 L	11-17-7	76	4/7	@ Chi	2-4 L	32-36-8
36	1/8	@ Ftw	3-5 L	11-18-7	77	4/8	@ Ori	5-7 L	32-37-8
37	1/9	MIC (10,834)	3-2 SOW	12-18-7	78	4/10	@ Ori	1-5 L	32-38-8
38	1/15	@ Det	5-4 SOW	13-18-7	79	4/14	@ Chi	4-7 L	32-39-8
39	1/16	@ Ind	4-2 W	14-18-7	80	4/16	CIN (10,127)	2-3 L	32-40-8
40	1/22	IND (10,834)	6-1 W	15-18-7	81	4/17	CLE (10,042)	7-2 W	33-40-8
41	1/23	@ Mil	3-4 L	15-19-7	82	4/18	@ Det	1-0 SOW	34-40-8

## OPENING NIGHT LINEUP

2	Rumble	D	19	Metropolit	F
6	Tucker	D	20	Petrovicky	F
7	Hlushko	F	21	Bednar	D
8	Spiridonov	F	24	Richards	D
10	Royer	F	27	Ashe	D
11	Ruchty	F	28	Huffman	D
15	Coles	F	29	Ramsay	F
16	Cole	F	31	Little	G
18	Bjork	F	35	Gordon	G

## SEASON FINALE LINEUP

5	Kuparinen	D	23	Vasilyev	F
7	Hlushko	F	24	Richards	D
9	MacLean	F	25	Elick	D
10	Norris	F	27	Ashe	D
11	Brent Peterson	F	29	Ramsay	F
17	Szysky	F	31	Little	G
18	Karlander	F	33	Frederick	F
19	Metropolit	F	35	Gordon	G
21	Bednar	D	44	Marc Hussey	D

## 1997-98 SEASON

**Regular Season – 3rd of 4 in Northeast Division, 5th of 9 in Eastern Conference,  
11th of 18 in IHL**

Overall: 38-31-13, 89 points  
Home: 19-17-5, 43 points  
Road: 19-14-8, 46 points

**Playoffs – Lost in Eastern Conference Quarterfinals**

Eastern Quarterfinals – Lost to #4 Cincinnati, 0-3

**General Manager – Bob McNamara**

**Head Coaches – Dave Allison, Bob McNamara (assumed duties 3/3/98)**

**Assistant Coach – Curtis Hunt**

**Medical Therapist – Rob Snitzer**

**Equipment Manager – Tim Paris**

## REGULAR SEASON

Player	GP	G	A	PTS	+/-	PIM	PP	SH	GW	FG	SHT	PCT
Picard, Michel	58	28	41	69	5	42	6	1	3	9	206	13.6%
Greig, Mark	69	26	36	62	9	103	9	2	0	5	244	10.7%
Metropolit, Glen	79	20	35	55	19	90	5	1	2	4	186	10.8%
Patterson, Ed	81	12	31	43	-3	226	5	2	4	1	148	8.1%
Richards, Travis	81	12	20	32	10	70	6	0	2	3	155	7.7%
Tallaire, Sean	73	13	17	30	-7	65	3	0	5	1	147	8.8%
Bullock, Greg	35	9	19	28	5	58	5	1	1	3	62	14.5%
Nelson, Todd	75	6	21	27	15	36	5	0	2	0	99	6.1%
Huffman, Kerry	73	4	23	27	4	60	2	0	0	0	150	2.7%
Cole, Danton	81	13	13	26	-5	36	4	0	2	3	145	9.0%
Lindberg, Chris	18	8	14	22	7	25	1	0	0	1	47	17.0%
Ruchty, Matt	64	8	14	22	14	259	2	0	4	0	72	11.1%
Sullivan, Brian	54	12	7	19	0	49	3	0	2	1	79	15.2%
Hnidy, Shane	77	6	12	18	2	210	0	0	1	2	93	6.5%
Boivin, Claude	31	12	5	17	10	69	4	0	0	2	68	17.6%
Ashe, Tom	53	5	8	13	6	38	3	0	1	1	63	7.9%
Clancy, Greg	49	9	3	12	-6	26	0	0	1	1	60	15.0%
Ramsay, Bruce	62	5	6	11	6	310	1	0	1	0	33	15.2%
Weaver, Jason	44	4	5	9	-2	56	1	0	0	0	53	7.5%
Trbojevich, Dean	66	2	5	7	0	94	0	0	0	2	44	4.5%
Simon, Darcy	13	1	3	4	7	56	0	0	0	0	17	5.9%
Nedomansky, Vashi	7	3	0	3	-2	4	1	0	1	0	25	12.0%
Cornforth, Mark	8	1	2	3	0	20	0	0	0	0	9	11.1%
Reddick, Pokey	10	0	2	2	0	0	0	0	0	0	0	0.0%
Batyrshin, Ruslan	22	0	2	2	-6	54	0	0	0	0	9	0.0%
Linden, Jamie	2	0	1	1	0	5	0	0	0	0	1	0.0%
Feasby, Scott	4	0	1	1	1	0	0	0	0	0	0	0.0%
Lavigne, Eric	4	0	1	1	0	13	0	0	0	0	6	0.0%
Gordon, Ian	49	0	1	1	0	4	0	0	0	0	0	0.0%
Manning, Blair	2	0	0	0	0	0	0	0	0	0	0	0.0%
McSween, Don	2	0	0	0	-1	4	0	0	0	0	1	0.0%
Reid, Shawn	2	0	0	0	-1	2	0	0	0	0	1	0.0%
Tucker, Travis	2	0	0	0	-2	7	0	0	0	0	4	0.0%
Drevitch, Scott	3	0	0	0	-4	0	0	0	0	0	9	0.0%
Vilneff, Mark	5	0	0	0	1	0	0	0	0	0	0	0.0%
Johnson, Cory	8	0	0	0	-4	4	0	0	0	0	7	0.0%
Lalime, Patrick	31	0	0	0	0	2	0	0	0	0	1	0.0%
Bench	82	6		6		36			6			
<b>Griffins Totals</b>	<b>82</b>	<b>225</b>	<b>348</b>	<b>573</b>		<b>2133</b>	<b>66</b>	<b>7</b>	<b>38</b>	<b>39</b>	<b>2244</b>	<b>10.0%</b>
<b>Opponent Totals</b>	<b>82</b>	<b>242</b>	<b>390</b>	<b>632</b>		<b>2044</b>	<b>96</b>	<b>5</b>	<b>44</b>	<b>42</b>	<b>2498</b>	<b>9.7%</b>

1997-98 SEASON

REGULAR SEASON

Goalie	GP	MIN	GAA	W	L	SOL	EN	SO	GA	SAVES	SPCT
Lalime, Patrick	31	1749:17	2.61	10	10	9	4	2	76	853	0.918
Gordon, Ian	49	2573:21	2.68	23	16	4	1	1	115	1127	0.907
Reddick, Pokey	10	575:14	3.44	5	5	0	0	0	33	276	0.893
<b>Griffins Totals</b>	<b>82</b>	<b>4920:00</b>	<b>2.95</b>	<b>38</b>	<b>31</b>	<b>13</b>	<b>5</b>	<b>2</b>	<b>242</b>	<b>2256</b>	<b>0.903</b>
<b>Opponent Totals</b>	<b>82</b>	<b>4920:00</b>	<b>2.74</b>	<b>44</b>	<b>32</b>	<b>6</b>	<b>5</b>	<b>7</b>	<b>225</b>	<b>2025</b>	<b>0.902</b>

REGULAR SEASON

1st PER		2nd PER		Scoring by Period				SHOOTOUT		TOTALS	
GF	GA	GF	GA	GF	GA	GF	GA	GF	GA	GF	GA
68	77	79	78	72	74			6	13	225	242

1st PER		2nd PER		Shots by Period				TOTALS	
SF	SA	SF	SA	SF	SA	SF	SA	SF	SA
736	824	779	856	729	805	2244	2485		

Power Play: 66-403 (16.7%) 12th of 18 in IHL  
 Penalty Kill: 389-485 (80.2%) 16th of 18 in IHL

PLAYOFFS

Player	GP	G	A	PTS	+/-	PIM	PP	SH	GW	FG	SHT	PCT
Greig, Mark	3	0	4	4	0	4	0	0	0	0	11	0.0%
Patterson, Ed	3	2	1	3	-2	8	2	0	0	1	6	33.3%
Ruchty, Matt	3	1	2	3	0	20	1	0	0	0	7	14.3%
Cole, Danton	3	1	1	2	-2	0	0	0	0	0	12	8.3%
Metropolit, Glen	3	1	1	2	-1	0	1	0	0	0	12	8.3%
Richards, Travis	3	1	1	2	-2	4	0	0	0	0	4	25.0%
Hnidy, Shane	3	0	2	2	2	23	0	0	0	0	9	0.0%
Ashe, Tom	3	1	0	1	-2	6	0	0	0	0	5	20.0%
Weaver, Jason	2	0	1	1	0	0	0	0	0	0	2	0.0%
Bullock, Greg	3	0	1	1	0	4	0	0	0	0	5	0.0%
Lalime, Patrick	1	0	0	0	0	0	0	0	0	0	0	0.0%
Linden, Jamie	1	0	0	0	0	0	0	0	0	0	0	0.0%
Gordon, Ian	2	0	0	0	0	0	0	0	0	0	0	0.0%
Boivin, Claude	3	0	0	0	-2	8	0	0	0	0	2	0.0%
Cornforth, Mark	3	0	0	0	-1	17	0	0	0	0	2	0.0%
Huffman, Kerry	3	0	0	0	-1	2	0	0	0	0	9	0.0%
Nedomansky, Vashi	3	0	0	0	-1	0	0	0	0	0	8	0.0%
Nelson, Todd	3	0	0	0	0	2	0	0	0	0	7	0.0%
Spiridonov, Maxim	3	0	0	0	0	0	0	0	0	0	2	0.0%
Bench	3					0						
<b>Griffins Totals</b>	<b>3</b>	<b>7</b>	<b>14</b>	<b>21</b>		<b>98</b>	<b>4</b>	<b>0</b>	<b>0</b>	<b>1</b>	<b>103</b>	<b>6.8%</b>
<b>Opponent Totals</b>	<b>3</b>	<b>13</b>	<b>24</b>	<b>37</b>		<b>93</b>	<b>8</b>	<b>1</b>	<b>3</b>	<b>2</b>	<b>99</b>	<b>13.1%</b>

PLAYOFFS

Goalie	GP	MIN	GAA	W	L	EN	SO	GA	SAVES	SPCT
Lalime, Patrick	1	77:15	3.11	0	1	0	0	4	33	0.892
Gordon, Ian	2	118:48	3.54	0	2	2	0	7	53	0.883
<b>Griffins Totals</b>	<b>3</b>	<b>197:15</b>	<b>3.95</b>	<b>0</b>	<b>3</b>	<b>2</b>	<b>0</b>	<b>13</b>	<b>86</b>	<b>0.869</b>
<b>Opponent Totals</b>	<b>3</b>	<b>197:15</b>	<b>2.13</b>	<b>3</b>	<b>0</b>	<b>0</b>	<b>0</b>	<b>7</b>	<b>96</b>	<b>0.932</b>

PLAYOFFS

1st PER		2nd PER		Scoring by Period				OVERTIME		TOTALS	
GF	GA	GF	GA	GF	GA	GF	GA	GF	GA	GF	GA
2	3	3	4	2	5			0	1	7	13

1st PER		2nd PER		Shots by Period				OVERTIME		TOTALS	
SF	SA	SF	SA	SF	SA	SF	SA	SF	SA	SF	SA
38	32	35	32	25	26	5	9	103	99		

Power Play: 4-23 (17.4%) 6th of 16 in IHL  
 Penalty Kill: 16-24 (66.7%) 16th of 16 in IHL



**1997-98 RESULTS**

GAME	DATE	OPP/HOME ATT.	SCORE	RECORD
1	10/3	MICH (10,834)	5-3 W	1-0-0
2	10/4	@ Mich	4-5 L	1-1-0
3	10/10	CLE (10,834)	2-3 L	1-2-0
4	10/11	@ Kc	2-1 W	2-2-0
5	10/17	@ Que	1-5 L	2-3-0
6	10/18	@ Que	5-2 W	3-3-0
7	10/24	CHI (10,834)	1-2 L	3-4-0
8	10/25	@ Mich	3-2 SOW	4-4-0
9	10/29	@ Chi	4-2 W	5-4-0
10	10/30	IND (10,657)	3-4 L	5-5-0
11	11/1	CIN (10,834)	3-2 SOW	6-5-0
12	11/7	SAN (10,834)	4-3 W	7-5-0
13	11/8	SAN (10,834)	4-1 W	8-5-0
14	11/11	@ Orl	4-3 W	9-5-0
15	11/13	MIL (10,624)	4-2 W	10-5-0
16	11/14	MTB (10,834)	3-2 W	11-5-0
17	11/18	MTB (9,806)	6-2 W	12-5-0
18	11/21	@ Mtb	4-5 L	12-6-0
19	11/23	@ Mtb	4-2 W	13-6-0
20	11/25	HOU (10,388)	0-3 L	13-7-0
21	11/27	@ Ftw	3-1 W	14-7-0
22	11/28	DET (10,834)	4-2 W	15-7-0
23	11/29	@ Det	4-1 W	16-7-0
24	12/4	@ Det	1-4 L	16-8-0
25	12/5	ORL (10,834)	3-5 L	16-9-0
26	12/6	ORL (10,834)	4-1 W	17-9-0
27	12/12	@ Cle	5-2 W	18-9-0
28	12/14	@ Que	0-1 SOL	18-9-1
29	12/16	@ Que	3-2 SOW	19-9-1
30	12/18	@ Cle	2-5 L	19-10-1
31	12/20	LVG (10,834)	2-4 L	19-11-1
32	12/22	FTW (10,834)	2-3 SOL	19-11-2
33	12/26	@ Mich	4-3 W	20-11-2
34	12/29	FTW (10,834)	0-1 L	20-12-2
35	12/31	DET (10,834)	2-3 L	20-13-2
36	1/2	@ Cle	3-2 W	21-13-2
37	1/3	@ Cin	2-0 W	22-13-2
38	1/5	@ Det	0-2 L	22-14-2
39	1/6	QUE (10,316)	1-4 L	22-15-2
40	1/9	DET (10,834)	2-4 L	22-16-2
41	1/10	@ Mich	3-4 SOL	22-16-3

GAME	DATE	OPP/HOME ATT.	SCORE	RECORD
42	1/14	@ Lvg	0-2 L	22-17-3
43	1/16	@ Utah	0-3 L	22-18-3
44	1/17	@ Lb	1-6 L	22-19-3
45	1/20	QUE (10,451)	4-2 W	23-19-3
46	1/23	IND (10,834)	2-3 L	23-20-3
47	1/24	FTW (10,834)	3-2 W	24-20-3
48	1/27	MICH (10,655)	5-3 W	25-20-3
49	1/30	CHI (10,834)	7-1 W	26-20-3
50	1/31	@ Mich	1-2 L	26-21-3
51	2/1	@ Mil	2-5 L	26-22-3
52	2/6	@ Orl	3-7 L	26-23-3
53	2/7	@ Orl	3-4 SOL	26-23-4
54	2/13	@ Mich	7-5 W	27-23-4
55	2/14	FTW (10,834)	6-5 SOW	28-23-4
56	2/15	@ Ftw	3-4 SOL	28-23-5
57	2/17	ORL (10,561)	0-2 L	28-24-5
58	2/20	ORL (10,834)	2-3 SOL	28-24-6
59	2/24	MICH (10,834)	2-1 W	29-24-6
60	2/26	IND (10,560)	3-2 W	30-24-6
61	2/27	CIN (10,834)	3-5 L	30-25-6
62	2/28	@ Ind	5-6 SOL	30-25-7
63	3/3	MTB (10,129)	3-4 SOL	30-25-8
64	3/6	@ Hou	3-4 SOL	30-25-9
65	3/7	@ San	5-4 SOW	31-25-9
66	3/10	IND (10,565)	2-3 L	31-26-9
67	3/12	MICH (10,644)	1-2 SOL	31-26-10
68	3/13	@ Cin	4-3 W	32-26-10
69	3/14	FTW (10,834)	1-2 L	32-27-10
70	3/17	CLE (10,206)	2-1 W	33-27-10
71	3/20	CLE (10,834)	2-1 W	34-27-10
72	3/21	CHI (10,834)	2-3 SOL	34-27-11
73	3/22	@ Cin	1-8 L	34-28-11
74	3/25	@ Mil	2-3 SOL	34-28-12
75	3/27	KC (10,834)	1-6 L	34-29-12
76	3/28	CIN (10,834)	5-3 W	35-29-12
77	4/1	@ Ind	3-2 SOW	36-29-12
78	4/3	@ Kc	2-4 L	36-30-12
79	4/4	@ Kc	2-1 W	37-30-12
80	4/8	@ Cle	3-0 W	38-30-12
81	4/10	@ Ind	2-3 SOL	38-30-13
82	4/11	QUE (10,834)	1-4 L	38-31-13

**Eastern Quarterfinals - #5 Grand Rapids lost to #4 Cincinnati, 0-3**

P1	4/17	@ Cin	2-4 L	0-1
P2	4/18	@ Cin	2-5 L	0-2
P3	4/22	CIN (8,751)	3-4 OTL	0-3

**OPENING NIGHT LINEUP**

4	D. Simon	D	20	Reddick	G
5	McSween	D	21	Hnidy	D
7	Picard	F	23	Patterson	F
9	Tallaire	F	24	Richards	D
11	Ruchty	F	25	Weaver	F
12	Sullivan	F	32	Trbojevich	D
16	Cole	F	34	Clancy	F
17	Greig	F	35	Gordon	G
19	Metropolit	F	44	T. Nelson	D

**SEASON FINALE LINEUP**

9	Spiridonov	F	23	Patterson	F
10	Nedomansky	F	24	Richards	D
11	Ruchty	F	26	Bullock	F
12	Cornforth	D	27	Ashe	D
16	Cole	F	28	Huffman	D
17	Greig	F	32	Linden	F
19	Metropolit	F	35	Gordon	G
20	Boivin	F	40	Lalime	G
21	Hnidy	D	44	T. Nelson	D

## 1996-97 SEASON

**Regular Season – 5th of 5 in Northeast Division, 6th of 9 in Eastern Conference, 10th of 19 in IHL**

Overall: 40-30-12, 92 points  
 Home: 21-13-7, 49 points  
 Road: 19-17-5, 43 points

**Playoffs – Lost in Eastern Conference Quarterfinals**

Eastern Quarterfinals – Lost to #3 Orlando, 2-3

**General Manager – Bob McNamara**

**Assistant Coach – Curtis Hunt**

**Equipment Manager – Tim Paris**

**Head Coach – Dave Allison**

**Medical Therapist – Rob Snitzer**

### REGULAR SEASON

Player	GP	G	A	PTS	+/-	PIM	PP	SH	GW	FG	SHT	PCT
Picard, Michel	82	46	55	101	14	58	12	1	12	8	246	18.7%
Nelson, Jeff	82	34	55	89	8	85	13	0	3	9	208	16.3%
Demitra, Pavol	42	20	30	50	6	24	2	0	1	4	170	11.8%
Adams, Kevyn	82	22	25	47	2	47	4	3	3	4	207	10.6%
Ruchty, Matt	63	14	20	34	8	364	5	0	1	4	85	16.5%
McCann, Sean	76	8	26	34	-2	46	4	0	0	3	147	5.4%
Hankinson, Ben	68	16	13	29	-4	219	5	0	4	3	189	8.5%
Remackel, Chad	70	9	18	27	1	36	3	0	1	3	96	9.4%
McSween, Don	75	7	20	27	17	66	0	0	1	1	93	7.5%
Cole, Danton	35	8	18	26	8	24	1	0	2	2	79	10.1%
Richards, Travis	77	10	13	23	2	83	5	1	0	0	157	6.4%
Nelson, Todd	81	3	18	21	2	32	0	0	1	1	121	2.5%
Jasecko, Stanislav	62	3	15	18	13	48	0	0	0	1	103	2.9%
Linden, Jamie	48	8	8	16	1	138	0	1	0	1	55	14.5%
Simon, Darcy	71	4	12	16	6	327	0	0	0	1	67	6.0%
Dobbin, Brian	29	4	5	9	-5	39	0	0	1	1	34	11.8%
Armstrong, Bill	35	1	8	9	-15	39	0	0	0	0	47	2.1%
Ramsay, Bruce	66	3	5	8	-6	306	0	0	1	0	29	10.3%
Corse, Keli	19	3	4	7	0	2	0	2	1	1	22	13.6%
Gervais, Victor	14	2	4	6	1	16	0	0	0	0	15	13.3%
Vasilevski, Alex	10	1	5	6	-1	43	0	0	1	0	12	8.3%
Hachborn, Len	19	2	2	4	-6	6	2	0	0	0	32	6.3%
Traverse, Patrick	10	2	1	3	-1	10	0	0	0	0	29	6.9%
Allison, Scott	12	2	1	3	3	41	0	0	0	0	19	10.5%
Smith, Darin	14	2	1	3	0	23	0	0	0	0	15	13.3%
Johnson, Cory	12	1	2	3	-1	4	0	1	0	0	15	6.7%
Manning, Blair	8	1	1	2	3	4	0	0	0	0	9	11.1%
Trbojevich, Dean	30	1	1	2	-1	73	0	0	0	0	34	2.9%
Ciprus, Aigars	1	0	1	1	1	0	0	0	0	0	1	0.0%
Maurice, Mike	2	0	1	1	1	0	0	0	0	0	2	0.0%
Yule, Steve	3	0	1	1	-1	9	0	0	0	0	3	0.0%
Hurd, Kelly	4	0	1	1	-2	4	0	0	0	0	1	0.0%
Reddick, Pokey	61	0	1	1	0	19	0	0	0	0	0	0.0%
Blouin, Jean	1	0	0	0	-1	0	0	0	0	0	1	0.0%
Rybovic, Lubomir	1	0	0	0	0	0	0	0	0	0	1	0.0%
Solari, Kelvin	1	0	0	0	-1	2	0	0	0	0	0	0.0%
Fair, Quinn	2	0	0	0	0	0	0	0	0	0	0	0.0%
Muller, Mike	2	0	0	0	-3	4	0	0	0	0	2	0.0%
Frappier, Shawn	3	0	0	0	0	0	0	0	0	0	1	0.0%
Gordon, Ian	5	0	0	0	0	0	0	0	0	0	0	0.0%
Mazzoli, Pat	5	0	0	0	0	0	0	0	0	0	0	0.0%
Lacher, Blaine	11	0	0	0	0	18	0	0	0	0	0	0.0%
Moss, Tyler	15	0	0	0	0	2	0	0	0	0	0	0.0%
Bench	82	7		7		60			7			
<b>Griffins Totals</b>	<b>82</b>	<b>244</b>	<b>391</b>	<b>635</b>		<b>2321</b>	<b>56</b>	<b>9</b>	<b>40</b>	<b>47</b>	<b>2347</b>	<b>10.4%</b>
<b>Opponent Totals</b>	<b>82</b>	<b>246</b>	<b>391</b>	<b>637</b>		<b>2398</b>	<b>65</b>	<b>9</b>	<b>42</b>	<b>34</b>	<b>2452</b>	<b>10.0%</b>

### REGULAR SEASON

Goalie	GP	MIN	GAA	W	L	SOL	EN	SO	GA	SAVES	SPCT
Reddick, Pokey	61	3244:50	2.48	30	14	10	4	6	134	1436	0.915
Moss, Tyler	15	715:05	2.94	5	6	1	3	0	35	328	0.904
Gordon, Ian	5	257:06	3.50	2	2	0	0	0	15	125	0.893
Mazzoli, Pat	5	168:39	3.56	2	0	0	0	0	10	88	0.898
Lacher, Blaine	11	510:41	3.76	1	8	1	1	0	32	229	0.877
<b>Griffins Totals</b>	<b>82</b>	<b>4920:00</b>	<b>3.00</b>	<b>40</b>	<b>30</b>	<b>12</b>	<b>8</b>	<b>5</b>	<b>246</b>	<b>2206</b>	<b>0.900</b>
<b>Opponent Totals</b>	<b>82</b>	<b>4920:00</b>	<b>2.98</b>	<b>42</b>	<b>33</b>	<b>7</b>	<b>5</b>	<b>5</b>	<b>244</b>	<b>2110</b>	<b>0.899</b>

# 1996-97 SEASON

## REGULAR SEASON

1st PER		2nd PER		3rd PER		SHOOTOUT		TOTALS	
GF	GA	GF	GA	GF	GA	GF	GA	GF	GA
88	65	75	91	74	78	7	12	244	246

1st PER		2nd PER		3rd PER		TOTALS	
SF	SA	SF	SA	SF	SA	SF	SA
784	831	786	888	777	721	2347	2440

Power Play: 56-379 (14.8%) 17th of 19 in IHL

Penalty Kill: 311-376 (82.7%) 10th of 19 in IHL

## PLAYOFFS

Player	GP	G	A	PTS	+/-	PIM	PP	SH	GW	FG	SHT	PCT
Cole, Danton	5	3	1	4	0	2	0	0	1	2	12	25.0%
Hankinson, Ben	5	2	2	4	1	4	1	0	0	0	16	12.5%
Richards, Travis	5	1	3	4	1	2	1	0	0	1	13	7.7%
Nelson, Jeff	5	0	4	4	0	4	0	0	0	0	11	0.0%
Simon, Darcy	5	1	2	3	4	35	0	0	0	0	6	16.7%
Picard, Michel	5	2	0	2	-2	10	0	0	0	0	15	13.3%
Adams, Kevyn	5	1	1	2	-1	4	0	0	0	0	14	7.1%
Linden, Jamie	5	1	1	2	0	4	0	0	0	0	6	16.7%
Nelson, Todd	5	1	0	1	-3	0	1	0	1	0	12	8.3%
Manning, Blair	1	0	1	1	1	0	0	0	0	0	3	0.0%
Traverse, Patrick	2	0	1	1	0	2	0	0	0	0	5	0.0%
McSween, Don	3	0	1	1	-1	8	0	0	0	0	4	0.0%
Reddick, Pokey	5	0	1	1	0	0	0	0	0	0	0	0.0%
Ruchty, Matt	5	0	1	1	1	23	0	0	0	0	6	0.0%
Trbojevich, Dean	5	0	1	1	1	14	0	0	0	0	1	0.0%
Vasilevski, Alex	5	0	1	1	0	19	0	0	0	0	9	0.0%
Gordon, Ian	1	0	0	0	0	0	0	0	0	0	0	0.0%
Remackel, Chad	1	0	0	0	0	0	0	0	0	0	3	0.0%
Allison, Scott	4	0	0	0	-1	21	0	0	0	0	7	0.0%
Ramsay, Bruce	4	0	0	0	0	2	0	0	0	0	1	0.0%
McCann, Sean	5	0	0	0	-1	2	0	0	0	0	13	0.0%
Bench	5					0						
Griffins Totals	5	12	21	33		156	3	0	2	3	157	7.6%
Opponent Totals	5	14	26	40		148	5	0	3	2	155	9.0%

## PLAYOFFS

Goalie	GP	MIN	GAA	W	L	EN	SO	GA	SAVES	SPCT
Gordon, Ian	1	0:32	0.00	0	0	0	0	0	0	0.000
Reddick, Pokey	5	335:51	2.32	2	3	1	0	13	141	0.916
Griffins Totals	5	339:25	2.47	2	3	1	0	14	141	0.910
Opponent Totals	5	339:25	2.12	3	2	0	0	12	145	0.924

## PLAYOFFS

1st PER		2nd PER		3rd PER		OVERTIME		TOTALS	
GF	GA	GF	GA	GF	GA	GF	GA	GF	GA
5	4	4	4	2	6	1	0	12	14

1st PER		2nd PER		3rd PER		OVERTIME		TOTALS	
SF	SA	SF	SA	SF	SA	SF	SA	SF	SA
52	60	47	39	46	42	12	14	157	155

Power Play: 3-28 (10.7%) 16th of 16 in IHL

Penalty Kill: 23-28 (82.1%) 6th of 16 in IHL

## 1996-97 RESULTS

GAME	DATE	OPP/HOME ATT.	SCORE	RECORD	GAME	DATE	OPP/HOME ATT.	SCORE	RECORD
1	10/5	@ Ind	1-0 W	1-0-0	42	1/10	UTAH (10,834)	1-0 W	21-16-5
2	10/8	@ Det	6-7 SOL	1-0-1	43	1/11	PHX (10,834)	2-3 SOL	21-16-6
3	10/11	ORL (10,834)	1-3 L	1-1-1	44	1/12	@ Det	3-5 L	21-17-6
4	10/12	CIN (10,834)	3-4 L	1-2-1	45	1/14	@ Chi	7-1 W	22-17-6
5	10/17	@ Hou	2-1 W	2-2-1	46	1/17	@ Mich	3-2 SOW	23-17-6
6	10/19	@ Orl	2-5 L	2-3-1	47	1/18	@ Cin	3-2 SOW	24-17-6
7	10/22	@ San	2-5 L	2-4-1	48	1/22	FTW (10,640)	4-5 L	24-18-6
8	10/24	MICH (10,834)	2-0 W	3-4-1	49	1/24	LB (10,834)	6-1 W	25-18-6
9	10/26	@ Mich	4-2 W	4-4-1	50	1/25	@ Cin	0-3 L	25-19-6
10	10/30	CIN (10,118)	5-4 SOW	5-4-1	51	1/31	CIN (10,834)	5-2 W	26-19-6
11	11/1	CHI (10,834)	4-3 W	6-4-1	52	2/1	CIN (10,834)	2-3 L	26-20-6
12	11/2	SAN (10,834)	0-6 L	6-5-1	53	2/2	@ Cle	2-5 L	26-21-6
13	11/5	@ Que	3-2 SOW	7-5-1	54	2/6	@ Ftw	1-4 L	26-22-6
14	11/7	FTW (10,834)	2-3 L	7-6-1	55	2/8	@ Mich	3-4 SOL	26-22-7
15	11/9	CLE (10,834)	2-3 L	7-7-1	56	2/11	ORL (10,834)	5-1 W	27-22-7
16	11/12	MICH (10,834)	3-4 SOL	7-7-2	57	2/14	DET (10,834)	1-3 L	27-23-7
17	11/15	CLE (10,834)	2-0 W	8-7-2	58	2/21	@ Ftw	4-2 W	28-23-7
18	11/19	@ Que	3-4 L	8-8-2	59	2/22	QUE (10,834)	3-2 W	29-23-7
19	11/22	@ Orl	2-5 L	8-9-2	60	2/23	QUE (10,834)	4-5 L	29-24-7
20	11/23	@ Orl	1-4 L	8-10-2	61	2/27	IND (10,834)	5-2 W	30-24-7
21	11/25	MICH (10,834)	4-1 W	9-10-2	62	3/1	ORL (10,834)	4-3 W	31-24-7
22	11/29	FTW (10,834)	4-3 SOW	10-10-2	63	3/2	QUE (10,834)	3-2 W	32-24-7
23	11/30	@ Ind	2-1 W	11-10-2	64	3/4	@ Utah	1-2 L	32-25-7
24	12/1	@ Cin	3-2 W	12-10-2	65	3/5	@ Phx	3-2 W	33-25-7
25	12/6	MICH (10,834)	5-1 W	13-10-2	66	3/7	@ Cin	3-2 SOW	34-25-7
26	12/7	@ Ftw	4-5 SOL	13-10-3	67	3/8	@ Cin	2-3 SOL	34-25-8
27	12/11	@ Cle	2-5 L	13-11-3	68	3/9	@ Orl	4-6 L	34-26-8
28	12/13	LVG (10,834)	7-4 W	14-11-3	69	3/11	@ Orl	0-4 L	34-27-8
29	12/14	MTB (10,834)	3-2 W	15-11-3	70	3/14	KC (10,834)	2-3 SOL	34-27-9
30	12/17	@ Mil	4-6 L	15-12-3	71	3/15	KC (10,834)	6-3 W	35-27-9
31	12/20	CLE (10,834)	1-2 SOL	15-12-4	72	3/21	@ Que	4-2 W	36-27-9
32	12/21	@ Ind	3-1 W	16-12-4	73	3/23	@ Que	3-1 W	37-27-9
33	12/22	@ Chi	1-3 L	16-13-4	74	3/28	IND (10,834)	0-1 SOL	37-27-10
34	12/26	DET (10,834)	7-0 W	17-13-4	75	3/29	@ Det	2-1 SOW	38-27-10
35	12/27	@ Ftw	8-3 W	18-13-4	76	3/30	@ Det	0-5 L	38-28-10
36	12/30	QUE (10,834)	3-6 L	18-14-4	77	4/1	IND (10,834)	2-3 SOL	38-28-11
37	12/31	CIN (10,834)	4-8 L	18-15-4	78	4/4	CLE (10,834)	3-1 W	39-28-11
38	1/3	IND (10,834)	2-6 L	18-16-4	79	4/5	@ Mich	2-4 L	39-29-11
39	1/4	@ Ind	3-2 W	19-16-4	80	4/11	@ Cle	3-4 SOL	39-29-12
40	1/5	@ Chi	4-3 W	20-16-4	81	4/12	CLE (10,834)	3-5 L	39-30-12
41	1/7	DET (10,834)	2-3 SOL	20-16-5	82	4/13	MICH (10,834)	4-2 W	40-30-12

## Eastern Quarterfinals - #6 Grand Rapids lost to #3 Orlando, 2-3

P1	4/17	@ Orl	3-1 W	1-0
P2	4/21	@ Orl	5-4 2OTW	2-0
P3	4/23	ORL (10,137)	1-4 L	2-1
P4	4/26	ORL (10,834)	1-2 L	2-2
P5	4/28	@ Orl	2-3 L	2-3

## OPENING NIGHT LINEUP

4	D. Simon	D	16	Gervais	F
5	McSween	D	19	K. Adams	F
7	Picard	F	20	Reddick	G
8	Jasecko	D	21	Hurd	F
9	J. Nelson	F	23	Rybovic	F
10	McCann	D	24	Richards	D
13	Dobbin	F	27	B. Armstrong	F
14	Darin Smith	F	31	Lacher	G
15	Hachborn	F	44	T. Nelson	D

## SEASON FINALE LINEUP

4	D. Simon	D	20	Reddick	G
5	McSween	D	21	Ramsay	F
7	Picard	F	22	Hankinson	F
9	J. Nelson	F	23	Linden	F
10	McCann	D	24	Richards	D
11	Ruchty	F	26	Vasilevski	F
12	Allison	F	27	Trbojevich	D
16	Cole	F	35	Gordon	G
19	K. Adams	F	44	T. Nelson	D

## GRIFFINS ALL-TIME ROSTER

Player	Position	Seasons	Regular Season						Playoffs					
			GP	G	A	PTS	+/-	PIM	GP	G	A	PTS	+/-	PIM
Abdelkader, Justin	C	2008-10	109	35	41	76	4	188	10	6	2	8	2	23
Adams, Bryan	LW	2002-03	74	8	17	25	7	37	13	2	0	2	-5	4
Adams, John	D	2005-06	5	0	0	0	0	0						
Adams, Keyvn	C	1996-97	82	22	25	47	2	47	5	1	1	2	-1	4
Afanasenkov, Dmitry	LW	2001-02	18	1	2	3	2	2						
Alban, Chad	G	2000-01;02-03	5	0	0	0	0	2						
Aldridge, Keith	D	2000-01	36	3	8	11	10	99	10	0	2	2	7	8
Allen, Conor*	D	2016-17	56	1	10	11	-4	49						
Allison, Scott	LW	1996-97	12	2	1	3	3	41	4	0	0	0	-1	21
Almquist, Adam*	D	2011-14	144	14	70	84	21	90	22	3	7	10	5	12
Amadio, Greg	D	2004-06;10-12	202	2	12	14	-12	574	3	0	0	0	-1	0
Andersson, Joakim*	C	2008-09;10-13;15-16	208	41	65	106	8	123	20	4	7	11	-6	4
Angel, Brett	D	2005-06	4	0	0	0	1	5						
Anselmini, Brandon	D	2019-20	1	0	0	0	0	2						
Armstrong, Bill	LW	1996-97	35	1	8	9	-15	39						
Armstrong, Riley	RW	2009-10	17	3	2	5	0	14						
Ashe, Tom	D	1997-99	129	6	15	21	15	122	3	1	0	1	-2	6
Athanasiou, Andreas	C/LW	2013-16	83	25	26	51	11	34	28	7	8	15	9	14
Atherton, P.J.	D	2008-09	16	1	2	3	-1	12						
Aubry, Louis-Marc*	C	2011-17	342	32	54	86	7	271	39	4	1	5	4	16
Avery, Sean	C	2002-03	15	6	6	12	2	82						
Axelsson, Dick	LW	2009-10	17	2	3	5	1	6						
Ayers, Mike	G	2004-05	1	0	0	0	0	0						
Backman, Mattias	D	2013-15	20	0	4	4	-4	6	10	1	5	6	-6	2
Bala, Chris	LW	2001-02	70	21	16	37	11	9	4	0	1	1	-3	0
Ballantyne, Paul	D	2002-05	39	1	2	3	-2	24						
Barber, Riley	RW	2020-21	32	20	14	34	1	22						
Barnes, Ryan	LW	2002-05	211	18	27	45	19	493	19	1	1	2	-6	24
Barnes, Tyler	F	2014-15	2	0	0	0	0	0						
Barney, Scott	RW	2006-07	40	4	8	12	-1	26						
Barton, Seth	D	2020-21	4	0	1	1	3	2						
Baseggio, Dave	D	1999-00	15	0	7	7	7	6	15	0	6	6	1	6
Batyrshin, Ruslan	D	1997-98	22	0	2	2	-6	54						
Baxter, Jim	D	2003-04	2	1	0	1	1	0						
Bayrack, Mike	LW	2001-02	2	0	0	0	0	0						
Beaubien, Frederick	G	1999-00	1	0	0	0	0	0						
Beckett, Jason	D	2006-07	4	1	0	1	1	2						
Bednar, Jared	D	1998-99	74	3	18	21	-11	220						
Berens, Sean	C	2000-01	37	3	8	11	11	26	4	0	0	0	0	0
Berkhoel, Adam	G	2007-08	31	0	0	0	0	2						
Berschbach, Shane	RW	2014-15	5	0	0	0	-3	0						
Bertzzi, Tyler*	LW	2014-18	137	32	50	82	15	204	42	23	16	39	12	68
Bicanek, Radim	D	1998-99	46	8	17	25	-4	48						
Billins, Chad*	D	2012-13	76	10	27	37	4	40	24	2	12	14	5	12
Bilotto, Nic	D	2003-04	4	0	1	1	0	0	1	0	0	0	0	0
Bjork, Anders	C	1998-99	35	8	6	14	-5	17						
Black, James	RW	2001-02	29	6	10	16	-12	10						
Blanchard, Sean	D	2000-01	10	0	0	0	4	7						
Blouin, Jean	RW	1996-97	1	0	0	0	-1	0						
Boileau, Patrick	D	2002-03	23	2	11	13	2	39						
Boisvert, Hugo	C	2001-04	232	38	47	85	12	164	24	6	4	10	-5	22
Boivin, Claude	LW	1997-98	31	12	5	17	10	69	3	0	0	0	-2	8
Bonello, Brad	C	2005-06	8	0	1	1	0	12						
Bonis, Kyle	F	2014-15	3	0	0	0	0	0						
Bonni, Ryan	D	2003-04	54	1	6	7	4	98	4	0	0	0	-4	8
Bootland, Darryl	RW	2002-07	293	72	68	140	24	1164	41	9	10	19	-1	130
Borkowski, Mike*	C	2016-18	59	3	2	5	-3	4	3	0	0	0	-2	0
Bouchard, Joel	D	2000-01	19	3	9	12	7	8						
Bouchard, Robin	RW	2004-05	4	0	1	1	0	6						
Bowey, Madison	D	2019-20	1	0	1	1	1	2						
Boyle, Kevin	G	2020-21	12	0	0	0	0	0						
Brimanis, Aris	D	1998-99	66	16	21	37	1	70						
Brisson, David	RW	2003-04	33	3	1	4	-3	2						
Brome, Mathias	LW	2020-21	2	1	1	2	1	0						
Brookbank, Sheldon	D	2001-03	75	2	12	14	8	160	15	1	3	4	0	28
Brookbank, Wade	D	2001-02	73	1	6	7	2	337	3	0	1	1	1	14
Brooks, Brendan	RW	2006-07	51	9	8	17	-7	44						
Brown, David	G	2010-11	2	0	1	1	0	0						
Brule, Eric	D	2000-01	2	0	0	0	0	0						
Brunstrom, Fabian	LW	2011-12	45	12	23	35	6	41						

## GRIFFINS ALL-TIME ROSTER

Player	Position	Seasons	Regular Season							Playoffs					
			GP	G	A	PTS	+/-	PIM	GP	G	A	PTS	+/-	PIM	
Bruton, Chris	LW	2014-15	52	2	2	4	-2	124							
Buckberger, Ashley	RW	1998-99	11	1	2	3	-1	0							
Bullock, Greg	C	1997-98	35	9	19	28	5	58	3	0	1	1	0	4	
Burke, Gerry	D	2006-07	2	0	0	0	0	0							
Butsayev, Slava	C	1999-01	143	61	70	131	59	150	27	5	17	22	6	42	
Caito, Matt	D	2016-17	13	1	1	2	1	6							
Callahan, Mitch**	RW/LW	2011-17	365	94	92	186	29	422	60	13	21	34	3	66	
Cameron, Scott	LW	2005-06	3	0	0	0	-1	2							
Campbell, Colin*	RW	2013-19	319	40	58	98	25	207	45	4	6	10	8	30	
Campbell, Ed	D	2002-03	80	0	12	12	12	140	15	0	1	1	-1	22	
Campbell, Jeff	LW	2006-07	61	10	21	31	3	2	5	0	0	0	0	2	
Camper, Carter	C	2018-19	67	17	33	50	-1	24	5	0	3	3	1	0	
Carey, Matt	LW	2017-18	8	1	1	2	0	9							
Carlisle, Chris	D	2018-19	2	0	1	1	0	7							
Charleston, Dan	F	2008-09	3	0	0	0	0	4							
Chaulk, Colin	C	2001-02	13	3	1	4	-2	15	2	0	1	1	0	2	
Chelios, Chris	D	2008-09	2	0	1	1	0	2							
Chelios, Jake	D	2018-19	61	1	14	15	18	28	4	0	0	0	1	7	
Cholowski, Dennis	D	2016-21	69	6	29	35	-19	26	6	0	2	2	1	2	
Chouinard, Joel	D	2014-16	11	1	3	4	2	0							
Chouinard, Mathieu	G	2000-02	53	0	2	2	0	2	3	0	0	0	0	0	
Ciernik, Ivan	LW	1999-02	134	42	51	93	47	117	16	5	12	17	14	28	
Cipruss, Aigars	C	1996-97	1	0	1	1	1	0							
Clancy, Greg	C	1997-98	49	9	3	12	-6	26							
Clark, Neil	LW	2007-08	14	0	0	0	-3	14							
Cleary, Daniel*	RW	2015-17	35	3	12	15	9	8	9	0	0	0	-2	6	
Coetzee, Willie	RW	2009-13	89	11	16	27	-14	33							
Colaiccovo, Carlo	D	2012-13	2	0	0	0	0	0							
Cole, Danton	RW/C	1996-00	190	35	42	77	1	110	8	4	2	6	-2	2	
Coles, Bruce	LW	1998-99	15	1	7	8	-1	10							
Collins, Rob	C/RW	2001-03	78	11	22	33	10	16	15	3	8	11	4	10	
Conklin, Ty	G	2011-12	12	0	0	0	0	0							
Conner, Chris	RW	2011-12	57	16	37	53	4	22							
Corazzini, Carl	RW	2007-08	80	24	36	60	-19	14							
Coreau, Jared*	G	2013-18	148	0	4	4	0	10	26	0	0	0	0	6	
Cornforth, Mark	D	1997-98	8	1	2	3	0	20	3	0	0	0	-1	17	
Corpe, Keli	C	1996-97	19	3	4	7	0	2							
Crawford, Marcus	D	2018-19	8	0	0	0	-2	4							
Crisuolo, Kyle*	C	2015-17;20-21	109	28	32	60	15	30	19	5	4	9	6	14	
Crosty, Paul	D/F	2009-10	58	0	2	2	-11	170							
Crowley, Mike	D	2000-01	22	4	12	16	9	10							
Cullen, Mark	C	2007-08	59	16	31	47	-10	61							
Curry, Patrick	LW	2020-21	24	4	1	5	4	31							
Curtin, Luke	LW	1998-99	4	0	0	0	-2	2							
Cyr, Ryan	G	2006-07	1	0	0	0	0	0							
Czarnowczan, Scott	D	2014-16	31	2	8	10	14	30							
Daavettila, Trent	LW	2009-11	3	1	0	1	-1	0							
DaCosta, Jeff	D	2000-01	1	0	0	0	-1	2							
Dahlman, Toni	RW	2001-02	50	6	8	14	4	25	4	0	0	0	-1	0	
Daigle, Sylvain	G	2000-01	1	0	0	0	0	0							
D'Astous, Charle-Édouard	D	2019-21	17	1	4	5	2	8							
DeKeyser, Danny*	D	2012-13							6	0	1	1	0	8	
Dello, Tory	D	2019-21	20	0	2	2	4	14							
Delmore, Andy	D	2009-10	54	5	15	20	4	32							
Demidov, Ilja	D	2000-02	61	1	5	6	1	73	2	0	1	1	4	21	
Demitra, Pavol	LW	1996-97	42	20	30	50	6	24							
DeSantis, Mark	D	1998-99	7	0	0	0	1	9							
DiCasimiro, Nate	RW	2005-06	72	16	36	52	27	97	16	3	3	6	1	20	
Dobbin, Brian	RW	1996-97	29	4	5	9	-5	39							
Doig, Jason	D	2001-02	57	1	17	18	13	103	5	0	0	0	-4	18	
Dolyn, Rustyn	RW	2002-03	1	0	0	0	-1	2							
Downey, Aaron	RW	2008-09	65	2	7	9	-8	126	10	0	1	1	0	44	
Drevitch, Scott	D	1997-98	3	0	0	0	-4	0							
Eaton, Mark	D	2004-05	29	3	3	6	2	21							
Eaves, Patrick	RW	2013-14	8	4	2	6	1	8							
Edwardson, Derek	C	2004-05	3	0	0	0	0	0							
Ehn, Christopher	C	2018-19	17	2	5	7	4	8	5	0	2	2	3	2	
Ehrhardt, Travis	D	2009-12	135	5	22	27	-3	99							
Eldred, Matt	D	2002-03	2	0	0	0	1	0							
Elick, Mickey	D	1998-99	17	3	6	9	-2	8							

## GRIFFINS ALL-TIME ROSTER

Player	Position	Seasons	GP	Regular Season						Playoffs					
				G	A	PTS	+/-	PIM	GP	G	A	PTS	+/-	PIM	
Elkins, Corey	C	2017-18	76	9	11	20	-1	26	5	0	1	1	-2	0	
Ellis, Matt	C/LW	2003-07	282	69	84	153	24	187	27	8	4	12	-4	26	
Elson, Turner	LW	2017-21	221	40	59	99	38	198	10	4	2	6	0	0	
Emmertson, Cory	C/LW	2006-11;13-14	270	50	107	157	7	80	21	3	7	10	6	4	
Emmons, John	C	1999-01	73	11	16	27	7	82	16	1	4	5	1	28	
Engelhardt, Brett	RW	2007-08	42	8	8	16	-9	33							
Ericsson, Jonathan	D	2006-09;19-20	186	17	63	80	25	241	7	0	0	0	-1	8	
Esposito, Luke	LW	2017-18	31	1	7	8	1	10	5	0	1	1	1	2	
Estoclet, Adam	LW	2011-12	12	1	1	2	0	4							
Evans, Brennan*	D	2012-15	198	5	23	28	33	330	50	2	8	10	14	97	
Exelby, Garnet	D	2011-12	75	7	14	21	8	177							
Fair, Quinn	D	1996-97	2	0	0	0	0	0							
Feasby, Scott	D	1997-98	4	0	1	1	1	0							
Ference, Brad	D	2007-08	32	1	1	2	-5	78							
Ferraro, Landon*	RW/C	2009-10;11-15	270	75	65	140	11	204	33	6	13	19	-4	13	
Fiebelkorn, Jed	RW	1998-99	5	0	2	2	-1	5							
Filppula, Ilari	C	2010-11	76	20	44	64	0	24							
Filppula, Valtteri	C	2005-07	77	22	52	74	25	32	16	7	9	16	-4	4	
Finn, Matt	D	2018-19	4	1	0	1	-2	2							
Fojtik, Josef	LW	2007-08	13	0	2	2	-4	12							
Ford, Matthew*	RW	2016-20	236	57	67	124	-18	152	24	10	7	17	-7	34	
Fountain, Mike	G	1999-01	88	0	4	4	0	8	9	0	2	2	0	0	
Fournier, Gleason*	D	2011-14	68	2	10	12	3	41	7	0	2	2	4	4	
Frappier, Shawn	D	1996-97	3	0	0	0	0	0							
Frederick, Joe	RW	1998-99	45	23	18	41	-1	98							
Frk, Martin*	RW	2013-17;18-19	227	68	64	132	-4	191	29	7	17	24	-4	38	
Fulcher, Kaden	G	2020-21	7	0	0	0	0	2							
Gagnon, Aaron	C	2008-09	61	8	11	19	6	28	10	1	2	3	2	2	
Gagnon, Sean	D	2000-01	70	4	16	20	17	226	10	2	3	5	7	30	
Galvin, Tom	D	2006-10	191	3	37	40	15	120	10	1	2	3	-3	8	
Gelech, Randall	RW	2007-09	75	7	8	15	-10	39							
Gervais, Victor	C	1996-97	14	2	4	6	1	16							
Giroux, Alexandre	C	2001-02	70	11	16	27	5	74							
Glendening, Luke*	C	2012-14	69	13	25	38	20	68	24	6	10	16	8	30	
Goldmann, Erich	D	1999-00	26	1	1	2	-1	15							
Gordon, Ian	G	1996-99	95	0	2	2	0	4	3	0	0	0	0	0	
Gorovikov, Konstantin	C	1999-01	125	16	33	49	17	78	8	1	0	1	3	4	
Goulet, Stephane	RW	2006-07	2	0	0	0	0	2							
Gove, David	C	2001-02	17	2	4	6	2	8							
Grant, Triston*	LW	2012-14;15-16	132	10	16	26	6	318	28	2	2	4	3	30	
Greenough, Nick	RW	2002-03	18	2	1	3	0	51							
Greig, Mark	RW	1997-98	69	26	36	62	9	103	3	0	4	4	0	4	
Grewe, Albin	LW	2020-21	11	0	2	2	0	6							
Grigorenko, Igor	RW	2007-08	5	0	0	0	-1	4							
Grimes, Kevin	D	1999-01	9	0	0	0	0	17							
Groulx, Danny	D	2002-05	203	12	31	43	25	235	10	0	1	1	2	7	
Gruen, John	D	1999-02	141	10	37	47	31	90	27	3	8	11	6	18	
Gustavsson, Jonas	G	2012-13;14-15	3	0	0	0	0	0							
Hachborn, Len	C	1996-97	19	2	2	4	-6	6							
Hackert, Michael	LW	2005-06	16	0	3	3	1	14							
Hall, Mike	C	2000-01	7	1	0	1	-2	0							
Hamilton, Trevor	D	2018-19	17	1	2	3	-7	8							
Hankinson, Ben	RW	1996-97	68	16	13	29	-4	219	5	2	2	4	1	4	
Harrold, Josh	D	2000-01	14	0	2	2	0	4							
Hartigan, Mark	C	2007-08	48	23	19	42	-6	76							
Hartlieb, Ernie	LW	2004-05	44	3	6	9	-4	23							
Hay, Darrell	D	2007-08	4	0	1	1	-3	2							
Haydar, Darren	RW	2008-09	79	31	49	80	-22	26	10	4	7	11	5	4	
Hedden, Mike	LW	2010-11	3	0	1	1	0	2							
Heeter, Cal*	G	2016-17	12	0	0	0	0	0							
Helm, Darren	C	2007-09;13-14	124	29	39	68	-23	54							
Helmer, Bryan	D	2004-06	160	19	62	81	36	202	16	1	8	9	2	24	
Henkel, Jim	C	2003-04	15	2	1	3	3	4							
Hicketts, Joe*	D	2016-21	286	16	102	118	11	176	29	1	10	11	7	18	
Hillman, Blake	D	2019-20	5	0	1	1	1	4							
Himelfarb, Eric	C	2003-07	214	46	60	106	-11	181	27	1	3	4	-14	24	
Hirose, Taro	LW	2019-21	64	10	45	55	-2	16							
Hirschfeld, Alden	C	2013-16	30	2	3	5	3	19	6	1	0	1	1	2	
Hlushko, Todd	LW	1998-99	82	24	26	50	-4	78							
Hnidý, Shane	D	1997-98;00-01	79	6	12	18	1	212	3	0	2	2	2	23	

GRIFFINS ALL-TIME ROSTER

Player	Position	Seasons	GP	Regular Season						Playoffs					
				G	A	PTS	+/-	PIM	GP	G	A	PTS	+/-	PIM	
Hocking, Justin	D	2000-01	6	0	0	0	-2	12							
Hoggan, Jeff*	LW	2012-16	278	57	62	119	34	123	59	11	16	27	-14	56	
Holmstrom, Axel*	C	2016-19	138	20	33	53	-9	12	6	1	2	2	2	0	
Holway, Patrick	D	2020-21	6	0	0	0	-1	0							
Howard, Jimmy	G	2005-09;16-17;19-20	192	0	6	6	0	57	30	0	0	0	0	8	
Hronek, Filip*	D	2016-19	108	19	46	65	25	93	12	0	4	4	-7	48	
Hudler, Jiri	F	2003-06	185	65	114	179	22	112	20	7	21	28	-2	22	
Huffman, Kerry	D	1997-99	77	4	24	28	6	66	3	0	0	0	-1	2	
Hulak, Derek	LW	2018-19	35	1	3	4	0	6	4	1	1	2	1	0	
Hull, Jody	RW	2001-02	3	2	1	3	1	2							
Humitz, Max	LW	2020-21	8	3	2	5	2	2							
Hurd, Kelly	RW	1996-97	4	0	1	1	-2	4							
Hurme, Jani	G	1999-00	52	0	1	1	0	30	17	0	2	2	0	4	
Hussey, Marc	D	1998-99	13	0	6	6	3	14							
Hussey, Matt	LW	2006-07	75	15	29	44	1	36	6	1	1	2	2	2	
Hutchins, Jeff	LW	2004-05	12	1	0	1	1	45							
Hymovitz, David	LW	2001-02	80	15	33	48	16	22	5	1	2	3	2	0	
Insana, Jon	D	2004-08	125	4	19	23	0	69	5	1	0	1	-2	4	
Jackson, Jim	D	2006-07	1	0	0	0	0	0							
Jackson, Todd	RW	2004-06	35	0	3	3	-3	12							
Janik, Doug	D	2009-12	193	21	71	92	34	235							
Janmark, Mattias	C	2013-14	2	0	0	0	1	2	6	0	1	1	-1	0	
Jarnkrok, Calle	C	2012-14	66	13	26	39	22	14							
Jasecko, Stanislav	D	1996-97	62	3	15	18	13	48							
Jenks, A.J.	F	2015-16	5	2	1	3	1	5							
Jensen, Nick	D	2013-17	222	10	51	61	51	46	35	0	6	6	-7	6	
Johansson, Jonas	RW	2006-07	12	3	2	5	1	10							
Johnson, Cory	LW	1996-98	20	1	2	3	-5	8							
Johnson, Jamie	C	2010-12	154	33	63	96	-13	66							
Jorde, Ryan	D	2005-06	3	0	0	0	-1	2							
Joseph, Curtis	G	2003-04	1	0	0	0	0	0							
Jozsa, Jason	D	2007-09	73	2	11	13	1	42	10	0	5	5	3	7	
Jurco, Tomas*	LW/RW	2012-14;15-17	113	33	38	71	20	46	32	13	8	21	-4	32	
Kaminsky, Yan	RW	1998-99	7	0	2	2	-1	0							
Karlander, Kory	LW/C	1998-00;03-05;07-08	171	25	40	65	2	208	4	0	0	0	-2	0	
Kaski, Oliiver	D	2019-20	19	2	3	5	-8	12							
Keefe, Adam	RW	2006-08;10-11	88	4	6	10	-8	318							
Keller, Ryan	RW	2005-07	48	10	8	18	-6	40	13	0	0	0	1	0	
Kelly, Brent	C	2004-05	22	3	4	7	0	4							
Kelly, Chris	C	2001-02	31	3	3	6	0	20	5	1	1	2	0	5	
Kenny, Shane	D	1999-00	24	1	1	2	-4	38							
Kindl, Jakub	D	2005-11;14-16	249	17	77	94	-58	239	17	2	3	5	-1	2	
King, Derek	LW	1999-01;02-04	264	73	130	203	71	83	46	16	25	41	3	18	
Kinley, Cleve	D	2006-08	11	0	2	2	-2	4							
Knox, Ryan	D	2001-03	27	5	6	11	-1	14	1	0	0	0	0	2	
Knuble, Mike	RW	2012-13	1	0	1	1	0	0							
Kochan, Dieter	G	1999-00	2	0	1	1	0	0							
Kolanos, Kryz	C	2006-07	17	6	6	12	4	8							
Kolosov, Sergei	D	2008-11	192	6	14	20	-30	113	10	0	0	0	4	9	
Koopmans, Logan	G	2005-06	1	0	0	0	0	0							
Kopecky, Tomas	LW/RW	2002-06	243	63	75	138	40	218	31	3	4	7	-7	33	
Kordic, Dan	D	1998-99	3	0	0	0	1	0							
Kroll, Johann	D	2009-10	2	0	0	0	0	2							
Kronwall, Niklas	D	2003-06	102	15	51	66	11	73							
Kruppke, Gord	D	1998-99	42	0	5	5	-11	93							
Kuffner, Ryan	LW	2019-20	32	6	3	9	-4	2							
Kuparinen, Mikko	D	1998-99	19	0	2	2	-2	35							
Kwiatkowski, Joel	D	2000-02	142	12	38	50	48	152	15	2	2	4	1	16	
Lacher, Blaine	G	1996-97	11	0	0	0	0	18							
LaFleur, Brian	D	1998-99	4	0	0	0	-1	2							
Lajeunesse, Simon	G	2001-02	26	0	0	0	0	0	2	0	0	0	0	0	
Lalime, Patrick	G	1997-98	31	0	0	0	0	2	1	0	0	0	0	0	
Lambert, Judd	G	2000-01	3	0	0	0	0	0							
Lamothe, Marc	G	2002-04	103	0	3	3	0	8	19	0	0	0	0	6	
Lampl, Cody	D	2012-13	1	0	1	1	1	0							
Landry, Jon	D	2010-11	1	0	0	0	-1	0							
Langfeld, Josh	RW	2001-02;06-07	106	34	35	69	0	73	5	2	0	2	-2	0	
Larkin, Dylan	C	2014-15							6	3	2	5	-1	6	
Larsson, Daniel	G	2008-10	93	0	0	0	0	14							
Larsson, Filip	G	2019-20	7	0	0	0	0	0							



## GRIFFINS ALL-TIME ROSTER

Player	Position	Seasons	Regular Season						Playoffs					
			GP	G	A	PTS	+/-	PIM	GP	G	A	PTS	+/-	PIM
Lashoff, Brian**	D	2008-13;14-21	513	26	83	109	32	269	75	5	15	20	3	34
Lavigne, Eric	D	1997-98	4	0	1	1	0	13						
Lebda, Brett	D	2003-06	111	6	25	31	11	76	15	1	4	5	-12	10
Legace, Manny	G	2005-06	1	0	1	1	0	0						
Legault, Jay	RW	2004-05	2	0	0	0	-1	0						
Leino, Ville	LW	2008-09	57	15	31	46	2	18	10	3	10	13	0	10
Lemieux, Francis	LW/RW	2007-10	105	21	29	50	8	96	7	0	1	1	-2	8
Lepine, Jason	D	2010-11	1	0	2	2	3	2						
Leroux, Francois	LW	1998-99	13	1	1	2	-5	22						
Lilja, Andreas	D	2009-10	4	0	0	0	-2	6						
Lindberg, Chris	LW	1997-98	18	8	14	22	7	25						
Linden, Jamie	RW	1996-98	50	8	9	17	1	143	6	1	1	2	0	4
Lindstrom, Gustav	D	2019-21	58	0	8	8	-12	34						
Little, Neil	G	1998-99	50	0	2	2	0	6						
Liv, Stefan	G	2006-07	35	0	0	0	0	6						
Loggins, Troy	LW	2018-21	37	5	5	10	-2	10						
Lojkin, Alexei	LW	1998-99	10	1	2	3	-6	4						
Lorito, Matt*	LW	2016-18	120	45	60	105	3	53	19	7	6	13	3	4
Luciuk, Andrew	C	2002-03	2	1	0	1	1	4						
Lukosevicius, Jarid	RW	2018-21	46	7	3	10	-1	31	1	0	0	0	0	0
Lundbohm, Bryan	C	2004-05	3	0	0	0	-2	0						
MacDonald, Joey	G	2002-07;10-12	210	0	8	8	0	49	2	0	0	0	0	2
Machovsky, Matej	G	2017-18	4	0	1	1	0	0						
MacIntyre, Drew	G	2004-06	37	0	0	0	0	0	5	0	0	0	0	0
MacLean, Cail	RW	2000-01	16	2	0	2	-3	0						
MacLean, Donald	LW/C	1998-99;05-06	104	62	45	107	15	71	14	6	2	8	-1	8
MacLeod, Gregor	C	2019-21	39	5	9	14	-1	17						
Manlow, Eric	C	2004-06	141	46	68	114	1	68	16	3	3	6	1	12
Manning, Blair	C	1996-98	10	1	1	2	3	4	1	0	1	1	1	0
Mantha, Anthony	LW	2014-17	132	44	44	88	20	102	25	6	9	15	6	24
Marchenko, Alexey	D	2013-16	104	6	32	38	31	42	11	0	4	4	-2	2
Martens, Nick	D	2005-06	67	4	12	16	8	54	7	0	1	1	1	2
Martins, Steve	C	2001-02	51	10	21	31	4	66	3	0	0	0	-1	0
Mason, Wes	LW	2001-02	6	1	0	1	0	4						
Matzka, Scott	C	2001-02	4	1	0	1	1	2						
Maurice, Mike	C	1996-97;99-01	14	1	4	5	5	5	3	0	2	2	1	0
May, Brad	LW	2009-10	17	5	5	10	-1	40						
Mazzoli, Pat	G	1996-97	5	0	0	0	0	0						
McBain, Jason	D	1999-00	16	1	6	7	5	23	15	2	5	7	2	12
McCann, Sean	D	1996-97	76	8	26	34	-2	46	5	0	0	0	-1	2
McCarron, Patrick	D	2016-18;19-20	5	0	1	1	0	0						
McCarthy, Jeremiah	D	2002-03	11	0	1	1	-2	2	12	0	1	1	-1	6
McCarty, Darren	RW	2007-09	32	10	11	21	-1	42	10	3	1	4	-6	8
McCollum, Tom*	G	2009-16;17-18	263	0	7	7	0	24	26	0	0	0	0	2
McCrea, Alec	D	2019-20	28	0	5	5	2	15						
McDonnell, Kent	RW	2005-06	77	21	37	58	-11	171	16	5	4	9	2	20
McGrath, Evan	C	2006-10	262	49	66	115	-14	116	7	0	0	0	2	0
McIlrath, Dylan*	D	2016-21	222	10	37	47	15	402	28	0	5	5	12	39
McIntyre, David	C	2013-14	64	8	13	21	-1	45	10	1	1	2	0	9
McIsaac, Jared	D	2020-21	10	0	2	2	-1	2						
McSorley, Marty	D	2000-01	14	0	2	2	6	36						
McSween, Don	D	1996-98	77	7	20	27	16	70	3	0	1	1	-1	8
Meech, Derek	D	2004-08;10-11	304	27	75	102	11	246	23	0	3	3	5	8
Megan, Wade	C	2018-19	48	19	18	37	5	44	5	2	0	2	-3	16
Metcalfe, Jason	D	1999-00	2	0	0	0	1	9						
Metropolit, Glen	C	1997-99	156	48	88	136	31	182	3	1	1	2	-1	0
Miele, Andy	C	2014-16	146	44	88	132	28	119	25	5	16	21	7	32
Miller, Craig	D	2000-01	12	1	2	3	-2	2						
Miller, Drew	LW	2016-17	7	2	1	3	2	0						
Miller, Kelly	LW	1999-00	26	4	4	8	11	8	7	0	1	1	-1	2
Miller, Kevin	C/RW	1999-00;03-04	137	47	55	102	15	73	21	14	7	21	-3	35
Miller, Kip	C	2000-02;04-05;06-07	203	75	133	208	19	104	17	5	13	18	-3	14
Minard, Chris	LW	2010-12	118	39	28	67	6	70						
Mitera, Mark	D	2012-13	2	0	0	0	-1	0						
Moore, Bryan	LW	2018-19	2	0	0	0	0	4						
Moss, Tyler	G	1996-97	15	0	0	0	0	2						
Mowers, Mark	C/RW	2002-04	94	42	53	95	31	51	15	3	4	7	-1	4
Moyer, Russ	D	2007-08	2	0	0	0	-2	0						
Mrzacek, Petr*	G	2012-15	87	0	5	5	0	25	34	0	0	0	0	2
Mueller, Chris	F	2007-08	2	0	0	0	2	0						

## GRIFFINS ALL-TIME ROSTER

Player	Position	Seasons	GP	Regular Season						Playoffs					
				G	A	PTS	+/-	PIM	GP	G	A	PTS	+/-	PIM	
Muller, Mike	D	1996-97	2	0	0	0	-3	4							
Murphy, Joe	RW	2001-02	57	8	14	22	5	24	5	1	0	1	-1	0	
Mursak, Jan*	RW/LW	2006-07;08-13	213	43	60	103	41	120	36	11	9	20	17	28	
Myrvold, Anders	D	2003-04	71	0	21	21	3	94	4	0	1	1	-5	2	
Nagle, Pat	G	2014-15;18-21	35	0	0	0	0	0							
Nastasiuk, Zach	RW	2013-18	65	4	10	14	1	4	16	1	1	2	-2	0	
Naumenko, Nick	D	2006-07	6	0	3	3	-2	8							
Nedomansky, Vashi	RW	1997-99	19	6	4	10	-5	10	3	0	0	0	-1	0	
Nedomlel, Richard	D	2013-14;15-16	5	0	0	0	-1	22							
Neil, Chris	RW	1999-01	129	24	31	55	26	655	18	2	4	6	1	46	
Nelson, Jeff	C	1996-97;03-04;05-06	148	49	87	136	24	134	9	1	4	5	-3	8	
Nelson, Todd	D	1996-98;99-00;01-02	236	11	56	67	53	123	25	1	2	3	4	12	
Nestrasil, Andrej*	C/RW	2011-14	120	22	24	46	-3	32	11	4	2	6	2	4	
Newbury, Kris	C	2009-10	52	11	22	33	-13	144							
Nicastro, Max	D	2012-13	25	1	2	3	0	10							
Nightingale, Jared	D	2014-15	2	0	0	0	0	0							
Nolan, Tom	C	1998-99	6	0	1	1	-3	2							
Norris, Warren	C	1998-00	7	0	0	0	-2	0							
Norton, Brad	D	2006-07	43	1	4	5	0	102	7	1	2	3	5	24	
Nosek, Tomas*	C	2014-17	176	41	64	105	47	97	40	13	17	30	-4	28	
Novak, Travis	F	2013-14	9	1	2	3	3	6							
Novotney, Landon	LW	2007-08	2	0	0	0	0	0							
Nylander, Michael	C	2009-10	24	2	16	18	-8	14							
Nyquist, Gustav*	RW/LW	2010-14	137	53	90	143	24	60	10	2	5	7	-4	19	
O'Leary, Mark	LW	2007-08	16	3	1	4	-3	29							
Oliver, David	RW	2000-01	51	14	17	31	5	35	10	6	2	8	3	8	
Osgood, Chris	G	2005-06	3	0	0	0	0	2							
Oslund, Nick	RW	2011-12	5	0	1	1	0	2							
Ouellet, Xavier	D	2013-16	183	9	53	62	21	112	33	3	7	10	2	18	
Oulahen, Ryan	LW	2005-09	302	53	54	107	0	140	23	0	2	2	2	6	
Owens, Jordan	LW	2009-11	77	7	18	25	-13	123							
Paetsch, Nathan**	D	2012-17	359	21	121	142	84	170	78	3	27	30	10	39	
Panzer, Jeff	C	2004-05	20	6	3	9	4	11							
Pare, Francis*	RW	2008-13	363	102	135	237	19	138	34	5	11	16	-1	14	
Parillo, Nick	F	2002-03;04-05	5	1	0	1	0	9							
Parkes, Trevor	RW/LW	2011-14	116	11	15	26	10	85	3	1	0	1	2	12	
Parse, Scott	F	2006-07	10	2	5	7	-2	6	7	1	0	1	0	8	
Pasquale, Eddie*	G	2016-17	29	0	1	1	0	0	1	0	0	0	0	0	
Paterson, Jake	G	2015-16	2	0	0	0	0	0							
Patterson, Ed	RW	1997-98;99-01	225	51	75	126	27	457	18	7	5	12	4	27	
Pavlikovsky, Rastislav	LW	1999-01	16	0	5	5	-3	24							
Pearce, Jordan*	G	2008-13	73	0	1	1	0	0							
Pearson, Chase	C	2018-21	97	18	28	46	-8	23							
Peterson, Brent	LW	1998-99	17	7	5	12	3	14							
Peterson, Brett	D	2008-09	18	0	1	1	0	4	1	0	1	1	1	0	
Petrovicky, Robert	C	1998-00	56	31	35	66	11	91							
Picard, Michel	LW	1996-00;02-04	364	158	222	380	59	221	41	13	11	24	-11	24	
Piche, Sebastien	D	2009-12	42	0	5	5	-12	35							
Pickard, Calvin	G	2019-21	36	0	1	1	0	2							
Pinfold, Dennis	D	1999-00	1	0	0	0	-1	7							
Plante, Philippe	D	1999-03;06-07	125	14	24	38	41	62	29	2	2	4	6	14	
Pope, David	LW	2018-19	28	2	1	3	-1	12							
Porter, Kevin	C	2014-15	76	16	23	39	-11	25	16	1	3	4	-4	14	
Poulin, Kevin	G	2019-20	3	0	0	0	0	0							
Prusek, Martin	C	2001-02	33	0	2	2	0	0	5	0	0	0	0	2	
Puempel, Matt	LW/RW	2017-20	165	63	80	143	-10	85	10	3	5	8	-2	16	
Pulkkinen, Teemu*	RW	2012-15	119	65	56	121	18	66	40	22	12	34	4	42	
Pyett, Logan	D	2008-12	288	23	70	93	-3	145	1	0	0	0	0	0	
Quincey, Kyle	D	2005-08	201	16	59	75	2	382	18	0	1	1	-8	27	
Quine, Alan	C	2011-12	3	0	1	1	1	0							
Rachunek, Karel	D	1999-00	62	6	20	26	18	64	9	0	5	5	5	6	
Radunske, Brock	LW	2006-07	20	2	0	2	-3	12							
Raedeke, Brent	C	2008-09;10-13	171	22	21	43	-2	93							
Ramsay, Bruce	LW	1996-99	175	9	14	23	-3	781	4	0	0	0	0	2	
Rankin, Evan	RW	2010-11	10	1	1	2	-2	7							
Rasmussen, Michael	C	2018-21	45	11	19	30	-9	26							
Rechlicz, Joel	RW	2015-16	12	0	0	0	-1	35							
Reddick, Pokey	G	1996-98	71	0	3	3	0	19	5	0	1	1	0	0	
Redenbach, Tyler	C	2007-08	28	3	7	10	-4	10							
Reid, Shawn	D	1997-98	2	0	0	0	-1	2							

LET'S GO GRIFFINS LET'S GO GRIFFINS LET'S GO GRIFFINS LET'S GO GRIFFINS LET'S GO GRIFFINS LET'S GO GRIFFINS LET'S GO GRIFFINS LET'S GO GRIFFINS LET'S GO GRIFFINS LET'S GO GRIFFINS LET'S GO GRIFFINS LET'S GO GRIFFINS

## GRIFFINS ALL-TIME ROSTER

Player	Position	Seasons	Regular Season							Playoffs					
			GP	G	A	PTS	+/-	PIM	GP	G	A	PTS	+/-	PIM	
Remackel, Chad	LW	1996-97	70	9	18	27	1	36	1	0	0	0	0	0	
Rennette, Tyler	C	2003-04	2	0	0	0	-2	0							
Renouf, Dan*	D	2015-18	146	5	24	29	16	183	24	2	3	5	9	25	
Richards, Travis	D	1996-06	655	56	182	238	131	502	59	4	21	25	-5	42	
Richardson, Bryan	C	2001-02	12	1	3	4	-2	4							
Rissmiller, Patrick	C	2009-10	63	20	25	45	2	18							
Ritola, Mattias	LW	2007-10	211	41	65	106	-6	144	8	0	2	2	-3	0	
Rivers, Jamie	D	2000-01;03-04	4	0	0	0	2	6							
Roberts, Dave	LW	2000-01	72	27	36	63	29	47	10	1	2	3	2	8	
Robinson, Nathan	LW/C	2002-05	172	35	56	91	6	75	11	0	3	3	2	2	
Robinson, Todd	C	2004-05	40	7	19	26	5	6							
Roest, Stacy	C	2002-03	70	24	48	72	18	28	15	10	6	16	6	8	
Rogers, Kyle	RW	2010-11	1	0	0	0	0	0							
Rohlf, David	RW	2009-10	5	0	0	0	-4	2							
Royer, Gaetan	RW	1998-99	52	12	6	18	-12	177							
Ruchty, Matt	LW	1996-99	140	23	34	57	17	682	8	1	3	4	1	43	
Rudkowsky, Cody	G	2007-08	2	0	0	0	0	0							
Rufenach, Bryan	D	2011-12	13	0	2	2	-2	11							
Ruid, J.C.	LW	2001-02	3	0	0	0	-2	2							
Rumble, Darren	D	1998-00	82	9	32	41	6	64							
Russo, Robbie*	D	2015-18	204	21	82	103	61	160	33	1	12	13	-6	31	
Rybar, Patrik	G	2018-19	37	0	0	0	0	0							
Rybovic, Lubomir	LW	1996-97	1	0	0	0	0	0							
Ryno, Johan	LW	2007-08	12	3	4	7	3	8							
Saarjarvi, Vili	D	2017-20	125	2	26	28	13	32	2	1	0	1	0	0	
Sadowy, Dylan*	RW/LW	2016-19	65	5	2	7	-8	36	1	0	0	0	-1	0	
Samuelsson, Mikael	RW	2013-14	2	0	0	0	-4	0							
Sarault, Yves	LW	1999-00	62	17	26	43	9	77	17	7	4	11	8	32	
Sasseville, Francois	C	1998-99	3	0	0	0	0	2							
Sateri, Harri	G	2018-19	40	0	3	3	0	0	5	0	1	1	0	0	
Schastlivy, Petr	LW	1999-02	120	48	39	87	7	30	24	12	11	23	12	6	
Schneekloth, Aaron	D	2002-04	58	1	7	8	4	14							
Sebrango, Donovan	D	2020-21	31	0	4	4	1	18							
Seider, Moritz	D	2019-20	49	2	20	22	-5	28							
Shafranov, Konstantin	RW	1999-00	24	3	8	11	0	15							
Shannon, Darrin	LW	1998-99	10	1	5	6	3	12							
Sheahan, Riley*	C	2011-14	110	25	31	56	1	45	32	4	17	21	2	10	
Shevalier, Jeff	LW	1999-00	2	0	0	0	0	0							
Shine, Dominik	RW	2016-21	217	20	28	48	-4	210	10	1	1	2	0	4	
Shockey, Jonathan	D	2001-02	6	0	1	1	0	7							
Simon, Ben	LW	2006-07	21	4	5	9	1	28	7	0	0	0	-2	9	
Simon, Darcy	D	1996-98	84	5	15	20	13	383	5	1	2	3	4	35	
Skarperud, Tim	RW	2001-04	96	20	19	39	7	33	11	2	2	4	-2	0	
Skinner, Brett*	D	2012-13	33	4	13	17	9	12	21	0	6	6	4	6	
Sloan, Blake	RW	2003-05	85	19	13	32	1	72							
Smith, Adam	D	1998-99	5	0	0	0	-8	12							
Smith, Brendan	D	2010-13	152	27	59	86	18	263							
Smith, Dan	D	2006-07	80	1	10	11	13	97	7	0	1	1	-1	8	
Smith, Darin	LW	1996-97	14	2	1	3	0	23							
Smith, Givani	LW/RW	2016-17;18-21	129	24	23	47	-11	217	4	0	2	2	1	9	
Solari, Kelvin	LW	1996-97	1	0	0	0	-1	2							
Spady, Erik	D	2012-13	1	0	0	0	0	0							
Spezia, Tyler	C	2018-21	56	12	7	19	0	31							
Spezza, Jason	C	2001-02							3	1	0	1	1	2	
Spink, Tyler	C	2016-17	1	0	0	0	-2	0							
Spironov, Maxim	RW	1997-99	41	11	17	28	0	12	3	0	0	0	0	0	
Sproul, Ryan	D	2012-16;17-18	220	29	66	95	-9	101	24	4	10	14	3	12	
Sryubko, Andrei	D	1999-00	28	0	1	1	-2	109	2	0	0	0	1	9	
Stafford, Garrett	D	2007-09	139	22	67	89	-1	86	10	0	5	5	-1	4	
Stewart, Bobby	C	2000-01	7	0	2	2	0	0							
Stewart, Mackenze	D	2018-19	4	0	0	0	-3	0							
Stokes, Ryan	D	2009-10	7	0	1	1	-1	11							
Straub, Brandon	RW	2010-11	53	3	2	5	-2	147							
Street, Ben*	C	2016-18	135	46	74	120	13	38	24	12	17	29	5	8	
Sulak, Libor	D	2017-19	63	5	11	16	-5	42	4	0	2	2	4	4	
Sullivan, Brian	RW	1997-98	54	12	7	19	0	49							
Svechnikov, Evgeny*	RW	2015-18;19-21	186	39	62	101	-16	183	26	6	8	14	-5	24	
Sweetman, Eric	D	2018-19	2	0	0	0	-2	0							
Syvret, Danny	D	2006-07	57	4	16	20	-5	16							
Szysky, Chris	RW	1998-02	150	25	24	49	14	242	27	2	6	8	6	72	

# GRIFFINS ALL-TIME ROSTER

Player	Position	Seasons	Regular Season							Playoffs					
			GP	G	A	PTS	+/-	PIM	GP	G	A	PTS	+/-	PIM	
Tallaire, Sean	RW	1997-99	77	13	17	30	-9	65							
Tangradi, Eric*	LW	2015-18;19-20	221	85	92	177	39	182	30	6	22	28	12	20	
Tansey, Kevin	D	2018-19	4	0	0	0	-2	2							
Tardif, Jamie	RW	2006-11	316	78	76	154	-20	322	12	2	0	2	2	8	
Tatar, Tomas*	LW	2009-13	265	87	109	196	34	152	24	16	5	21	-1	23	
Terry, Chris	RW	2018-20	126	50	62	112	-12	70	5	1	1	2	1	2	
Thomas, Mike	LW	2011-12	9	0	1	1	-2	15							
Tollefsen, Ole-Kristian	D	2009-10	16	1	0	1	-1	44							
Tootoo, Jordin	RW	2013-14	51	6	12	18	-1	104	4	0	1	1	-3	4	
Torquato, Zack	C	2007-09	12	1	0	1	0	8							
Traverse, Patrick	D	1996-97	10	2	1	3	-1	10	2	0	1	1	0	2	
Trboyeovich, Dean	D	1996-98	96	3	6	9	-1	167	5	0	1	1	1	14	
Tremblay, J.F.	D	2000-01	2	0	0	0	1	0							
Tucker, Travis	D	1997-99	12	0	0	0	-6	38							
Turgeon, Dominic*	C	2016-21	306	42	64	106	30	81	22	2	3	5	1	2	
Turpe, Dan	G	2007-08	1	0	0	0	0	0							
Tvrdon, Marek	LW	2013-16	53	10	19	29	17	16	13	2	4	6	0	2	
Ulmer, Jeff	RW	2001-02	73	9	17	26	3	65	5	0	1	1	-3	11	
Van Drunen, Dave	D	1999-04	280	9	30	39	70	366	35	0	2	2	5	58	
Vandermeer, Peter	LW	2004-05	73	4	13	17	4	310							
Vasilevski, Alex	RW	1996-97	10	1	5	6	-1	43	5	0	1	1	0	19	
Vasilyev, Andrei	LW	1998-99	59	21	27	48	-16	24							
Vauclair, Julien	D	2001-02	71	5	14	19	1	18	4	0	1	1	-1	4	
Veleno, Joe	C	2019-21	58	12	14	26	-25	22							
Verbeek, Hayden	LW	2020-21	8	0	2	2	2	2							
Vicari, Dominic	G	2006-07	1	0	0	0	0	0							
Vigilante, John	F	2009-10	79	11	14	25	3	31							
Virtneff, Mark	D	1997-98	5	0	0	0	1	0							
Virtue, Terry	D	2005-06	12	1	1	2	2	33	16	0	8	8	-1	42	
Voce, Tony	LW	2006-07	25	4	6	10	1	37	7	3	2	5	3	6	
Wallace, Buddy	C	1999-00	4	0	1	1	3	4							
Walsh, Mike	LW/RW	2006-10	47	6	1	7	-11	17							
Watt, Mike	LW	2006-07	1	0	0	0	0	0							
Weaver, Jason	LW	1997-99	54	4	6	10	0	84	2	0	1	1	0	0	
Weiss, Stephen	C	2014-15	3	2	0	2	0	0							
White, Todd	C	2000-01	64	22	32	54	16	20	10	4	4	8	4	10	
Whitcotton, Dustin	C	2001-03	10	1	0	1	5	10	1	0	0	0	0	0	
Williams, Jason	C	2002-03	45	23	22	45	5	18	15	1	7	8	-6	16	
Williams, Jeremy	RW	2009-10	77	32	31	63	-15	55							
Wilson, Clay	D	2005-06	60	10	27	37	17	40	16	0	3	3	3	8	
Wilson, Landon	LW	2008-09	15	8	7	15	2	37							
Wong, Brandon	F	2009-10	3	0	1	1	0	0							
Wood, Derek	C	2000-01	6	1	1	2	-1	2							
Wood, Kyle	D	2019-20	35	1	5	6	-2	8							
Yates, Trevor	C	2017-19	4	0	1	1	1	4							
Yule, Steve	D	1996-97	3	0	1	1	-1	9							
Zadina, Filip	LW	2018-20	80	25	26	51	-26	26	5	2	1	3	-2	0	
Zengerle, Mark	RW	2014-16	144	24	60	84	19	42	24	2	13	15	-1	4	

\* Won Calder Cup

GRIFFINS ALL-TIME GOALTENDER ROSTER

Regular Season

Goalie	Seasons	GP	MIN	GAA	W	L	T/SOL	EN	SO	GA	SAVES	SPCT
Alban, Chad	2000-01;02-03	5	257:05	1.63	3	1	0	0	1	7	106	0.938
Ayers, Mike	2004-05	1	19:57	6.02	0	0	0	0	0	2	6	0.750
Beaubien, Frederick	1999-00	1	14:45	4.07	0	0	0	0	0	1	4	0.800
Berkhoel, Adam	2007-08	31	1697:07	2.93	10	14	4	3	1	83	657	0.888
Boyle, Kevin	2020-21	12	686:06	2.89	7	3	1	2	0	33	248	0.883
Brown, David	2010-11	2	80:00	3.75	0	0	0	0	0	5	44	0.898
Chouinard, Mathieu	2000-02	53	2970:34	2.57	28	19	2	5	3	127	1126	0.899
Conklin, Ty	2011-12	12	724:31	2.40	8	4	0	1	0	29	314	0.915
Coreau, Jared*	2013-18	148	8614:11	2.44	85	48	11	16	13	350	3930	0.918
Cyr, Ryan	2006-07	1	36:48	1.63	0	0	0	0	0	1	13	0.929
Daigle, Sylvain	2000-01	1	60:00	5.00	0	1	0	0	0	5	29	0.853
Fountain, Mike	1999-01	88	4855:22	2.24	55	17	10	4	9	181	2049	0.919
Fulcher, Kaden	2020-21	7	379:59	2.84	2	2	2	0	1	18	172	0.905
Gordon, Ian	1996-99	95	4979:44	3.05	41	37	7	4	3	253	2155	0.895
Gustavsson, Jonas	2012-13;14-15	3	179:04	1.68	2	1	0	1	0	5	85	0.944
Heeter, Cal*	2016-17	12	723:44	2.07	10	2	0	0	1	25	350	0.933
Howard, Jimmy	2005-09;16-17;19-20	192	11010:44	2.66	94	75	11	12	15	488	4996	0.911
Hurme, Jani	1999-00	52	2948:21	2.18	29	15	4	2	4	107	1240	0.921
Joseph, Curtis	2003-04	1	60:00	1.00	1	0	0	0	0	1	20	0.952
Kochan, Dieter	1999-00	2	93:27	0.64	1	0	1	0	0	1	32	0.970
Koopmans, Logan	2005-06	1	39:46	7.54	0	1	0	0	0	5	13	0.722
Lacher, Blaine	1996-97	11	510:41	3.76	1	8	1	1	0	32	229	0.877
Lajeunesse, Simon	2001-02	26	1533:38	2.11	13	7	5	0	3	54	588	0.916
Lalime, Patrick	1997-98	31	1749:17	2.61	10	10	9	4	2	76	853	0.918
Lambert, Judd	2000-01	3	148:02	3.65	0	3	0	0	0	9	55	0.859
Lamothe, Marc	2002-04	103	5972:42	2.10	54	34	13	3	10	209	2530	0.924
Larsson, Daniel	2008-10	93	4992:07	2.81	45	36	4	8	6	234	2224	0.905
Larsson, Filip	2019-20	7	388:37	4.01	2	5	0	4	0	26	140	0.843
Legace, Manny	2005-06	1	60:00	2.00	1	0	0	0	0	2	20	0.909
Little, Neil	1998-99	50	2739:56	3.15	18	21	5	3	3	144	1218	0.894
Liv, Stefan	2006-07	34	1893:08	3.01	15	15	2	3	2	95	812	0.895
MacDonald, Joey	2002-07;10-12	210	11784:31	2.44	109	77	11	19	20	479	5362	0.918
Machovsky, Matej	2017-18	4	222:28	2.43	1	1	1	1	0	9	92	0.911
MacIntyre, Drew	2004-06	37	1729:10	2.78	15	12	0	4	1	80	718	0.900
Mazzoli, Pat	1996-97	5	168:39	3.56	2	0	0	0	0	10	88	0.898
McCollum, Tom*	2009-16;17-18	263	14900:25	2.76	123	105	14	27	8	686	6640	0.906
Moss, Tyler	1996-97	15	715:05	2.94	5	6	1	3	0	35	328	0.904
Mrizek, Petr*	2012-15	87	5083:55	2.21	54	27	3	8	7	187	2158	0.920
Nagle, Pat	2014-15;18-21	35	1944:24	2.50	16	14	2	5	0	81	819	0.910
Osgood, Chris	2005-06	3	179:44	3.34	2	1	0	1	0	10	75	0.882
Pasquale, Eddie*	2016-17	29	1653:32	2.43	15	9	3	3	4	67	760	0.919
Paterson, Jake	2015-16	2	115:55	3.11	0	2	0	0	0	6	77	0.928
Pearce, Jordan*	2008-13	73	3806:59	3.23	24	29	6	4	2	205	1738	0.894
Pickard, Calvin	2019-21	36	2133:26	2.90	18	13	5	5	3	103	944	0.902
Poulin, Kevin	2019-20	3	189:18	2.22	0	1	2	1	0	7	75	0.915
Prusek, Martin	2001-02	33	1903:22	1.83	18	8	5	4	4	58	772	0.930
Reddick, Pokey	1996-98	71	3820:04	2.62	35	19	10	4	6	167	1712	0.911
Rudkowsky, Cody	2007-08	2	14:17	8.40	0	1	0	0	0	2	9	0.818
Rybar, Patrik	2018-19	37	2164:40	2.49	16	16	5	6	2	90	892	0.908
Sateri, Harri	2018-19	40	2367:33	2.84	22	11	5	5	0	112	996	0.899
Turple, Dan	2007-08	1	20:00	3.00	0	0	0	0	0	1	6	0.857
Vicari, Dominic	2006-07	1	23:04	10.40	0	1	0	0	0	4	3	0.429

Playoffs

Goalie	Seasons	GP	MIN	GAA	W	L	EN	SO	GA	SAVES	SPCT
Chouinard, Mathieu	2000-02	3	134:46	1.78	1	1	1	0	4	58	0.935
Coreau, Jared*	2013-18	26	1514:00	2.66	18	8	6	1	67	718	0.915
Fountain, Mike	1999-01	9	541:45	2.77	5	3	0	1	25	218	0.897
Gordon, Ian	1996-99	3	119:20	3.52	0	2	2	0	7	53	0.883
Howard, Jimmy	2005-09	30	1795:13	2.74	12	17	3	0	82	733	0.899
Hurme, Jani	1999-00	17	1028:02	2.16	10	7	0	1	37	447	0.924
Lajeunesse, Simon	2001-02	2	21:16	2.82	0	0	0	0	1	3	0.750
Lalime, Patrick	1997-98	1	77:15	3.11	0	1	0	0	4	33	0.892
Lamothe, Marc	2002-04	19	1144:50	2.15	10	8	1	1	41	511	0.926
MacDonald, Joey	2002-07;10-12	2	47:19	6.34	0	1	0	0	5	22	0.815
MacIntyre, Drew	2004-06	5	259:41	1.62	3	1	1	0	7	110	0.940
McCollum, Tom*	2009-16;17-18	26	1470:31	2.57	13	10	4	0	63	665	0.913
Mrizek, Petr*	2012-15	34	2030:50	2.45	20	14	6	4	83	891	0.915
Pasquale, Eddie*	2016-17	1	40:37	0.00	0	0	0	0	0	19	1.000
Prusek, Martin	2001-02	5	277:39	2.16	2	3	1	0	10	86	0.896
Reddick, Pokey	1996-98	5	335:51	2.32	2	3	1	0	13	141	0.916
Sateri, Harri	2018-19	5	292:13	2.67	2	3	2	0	13	133	0.911

\* Won Calder Cup

## GRIFFINS COACHING HISTORY

Season	Head Coach	Assistant Coaches	Regular Season								Playoffs			
			GP	W	L	T	OTL	SOL	PTS	PCT	GP	W	L	PCT
1996-97	Dave Allison	Curtis Hunt	82	40	30	--	--	12	92	0.561	5	2	3	0.400
1997-98	Dave Allison	Curtis Hunt	62	30	25	--	--	7	67	0.540				
	Bob McNamara	Curtis Hunt, Jeff Pyle	20	8	6	--	--	6	22	0.550	3	0	3	0.000
1998-99	Guy Charron	Curtis Hunt	82	34	40	--	--	8	76	0.463				
1999-00	Guy Charron	Curtis Hunt, Danton Cole, Kelly Miller	82	51	22	--	--	9	111	0.677	17	10	7	0.588
2000-01*	Bruce Cassidy	Danton Cole	82	53	22	--	4	3	113	0.689	10	6	4	0.600
2001-02	Bruce Cassidy	Gene Reilly	80	42	27	11	0	--	95	0.594	5	2	3	0.400
2002-03	Danton Cole	Todd Nelson, Derek King	80	48	22	8	2	--	106	0.663	15	10	5	0.667
2003-04	Danton Cole	Greg Ireland, Derek King	80	44	28	8	0	--	96	0.600	4	0	4	0.000
2004-05**	Danton Cole	Greg Ireland	48	24	22	--	1	1	50	0.521				
	Greg Ireland	Chris Cichocki	32	17	13	--	1	1	36	0.563				
2005-06	Greg Ireland	Jim Paek	80	55	20	--	1	4	115	0.719	16	8	8	0.500
2006-07	Greg Ireland	Jim Paek	80	37	32	--	6	5	85	0.531	7	3	4	0.429
2007-08	Mike Stothers	Jim Paek	80	31	41	--	2	6	70	0.438				
2008-09	Curt Fraser	Jim Paek	80	43	25	--	6	6	98	0.613	10	4	6	0.400
2009-10	Curt Fraser	Jim Paek	80	34	39	--	3	4	75	0.469				
2010-11	Curt Fraser	Jim Paek	80	36	34	--	2	8	82	0.512				
2011-12	Curt Fraser	Jim Paek	76	33	32	--	7	4	77	0.507				
2012-13	Jeff Blashill+	Jim Paek, Spiros Anastas	76	42	26	--	4	4	92	0.605	24	15	9	0.625
2013-14	Jeff Blashill	Jim Paek, Spiros Anastas	76	46	23	--	2	5	99	0.651	10	5	5	0.500
2014-15	Jeff Blashill	Pat Ferschweiler, Mike Knuble	76	46	22	--	6	2	100	0.658	16	9	7	0.563
2015-16	Todd Nelson	Ben Simon, Bruce Ramsay, Mike Knuble	76	44	30	--	1	1	90	0.592	9	5	4	0.556
2016-17	Todd Nelson+	Ben Simon, Bruce Ramsay, Mike Knuble	76	47	23	--	1	5	100	0.658	19	15	4	0.789
2017-18	Todd Nelson	Ben Simon, Bruce Ramsay, Mike Knuble	76	42	25	--	2	7	93	0.612	5	2	3	0.400
2018-19	Ben Simon	Matt Macdonald, Brad Tapper, Mike Knuble	76	38	27	--	7	4	87	0.572	5	2	3	0.400
2019-20@	Ben Simon	Matt Macdonald, Todd Krygier, Mike Knuble	63	29	27	--	3	4	65	0.516	@	@	@	@
2020-21@@	Ben Simon	Matt Macdonald, Todd Krygier, Mike Knuble	32	16	12	--	3	1	36	0.563	@@	@@	@@	@@
<b>TOTALS</b>			<b>1913</b>	<b>1010</b>	<b>695</b>	<b>27</b>	<b>64</b>	<b>117</b>		<b>0.582</b>	<b>180</b>	<b>98</b>	<b>82</b>	<b>0.544</b>

\* In 2000-01, the IHL adopted overtime. Overtime losses and shootout losses were combined in a three-column standings format.  
 \*\* In 2004-05, the AHL adopted the shootout, eliminating ties.  
 @ In 2019-20, the final 13 games plus playoffs were canceled due to the COVID-19 pandemic.  
 @@ In 2020-21, a delayed, shortened and no-playoffs season was held due to the COVID-19 pandemic.

## GRIFFINS HEAD COACHING RECORDS

Head Coach	Tenure	Regular Season								Playoffs			
		GP	W	L	T	OTL	SOL	PTS	PCT	GP	W	L	PCT
Dave Allison	6/27/96-3/3/98	144	70	55	--	--	19	159	0.552	5	2	3	0.400
Bob McNamara	3/3/98-7/8/98	20	8	6	--	--	6	22	0.550	3	0	3	0.000
Guy Charron	7/8/98-6/29/00	164	85	62	--	--	17	187	0.570	17	10	7	0.588
Bruce Cassidy	7/17/00-6/25/02	162	95	49	11	4	3	208	0.642	15	8	7	0.533
Danton Cole	6/26/02-2/10/05	208	116	72	16	3	1	252	0.606	19	10	9	0.526
Greg Ireland	2/10/05-6/15/07	192	109	65	--	8	10	236	0.615	23	11	12	0.478
Mike Stothers	7/18/07-6/18/08	80	31	41	--	2	6	70	0.438				
Curt Fraser	7/23/08-6/18/12	316	146	130	--	18	22	332	0.525	10	4	6	0.400
Jeff Blashill+	6/25/12-6/9/15	228	134	71	--	12	11	291	0.638	50	29	21	0.580
Todd Nelson+	6/19/15-5/31/18	228	133	78	--	4	13	283	0.621	33	22	11	0.667
Ben Simon	6/5/18-Present	171	83	66	--	13	9	188	0.550	5	2	3	0.400

## GRIFFINS GENERAL MANAGER RECORDS

General Manager	Tenure	Regular Season								Playoffs			
		GP	W	L	T	OTL	SOL	PTS	PCT	GP	W	L	PCT
Bob McNamara	1/26/96-6/22/11	1210	627	448	27	28	80	1389	0.574	92	45	47	0.489
Jim Nill+	6/22/11-4/29/13	152	75	58	--	11	8	169	0.556	2	1	1	0.500
Ryan Martin++	4/29/13-8/13/21	551	308	189	--	25	29	670	0.608	86	52	34	0.605
Pat Verbeek	8/19/21-Present												

+ Won Calder Cup

## GRIFFINS ALL-TIME JERSEY NUMBERS

- |    |  |  |
|----|--|--|
| 1  | Pearce, Conklin, Turple, Rudkowsky, Liv, MacIntyre, Alban, Kochan  | Jarnkrok, Raedeke, R. Armstrong, McGrath, Rohlf, Axelsson, Galvin, McDonell, Edwardson, Boisvert, Black, White, King, Kaminsky, Cornforth, Sullivan, Allison   |
| 2  | Hicketts, Czarnowczan, Sproul, Colaiaicovo, Lampl, Exelby, Atherton, Ference, Beckett, Amadio, Lebda, Rumble, Feasby, Frappier   | 13 Hronek, Jurco, Andersson, Tvrdon, Nyquist, Mursak, Ryno, Voce, Lebda, Dobbin  |
| 3  | D'Astous, Hillman, Bowey, Cholowski, Marchenko, Skinner, Mitera, Spady, Pyett, Hartigan, Syvret, C. Wilson, Insana, Vauclair, Plante, Pinfold, Brimanis, Vilneff   | 14 Lukosevicius, Hamilton, Jensen, Billins, Minard, Walsh, Raedeke, Gelech, Corazzini, Matt Hussey, DiCasimiro, Kip Miller, Lundbohm, Kevin Miller, Roest, Skarperud, Lojkin, Sasseville, Coles, Tallaire, C. Johnson, Darin Smith   |
| 4  | Ericsson, Sulak, Paetsch, Ehrhardt, Ericsson, Dan Smith, Virtue, J. Adams, Groulx, E. Campbell, Gruden, J. Bouchard, Metcalfe, Rumble, Kruppke, LaFleur, DeSantis, Batyrshin, D. Simon   | 15 Elson, Callahan, I. Filppula, Rissmiller, Helm, Emmerton, V. Filppula, Schneekloth, Knox, Luciu, Martins, Sarault, Nolan, Coles, Manning, Corpse, Hachborn  |
| 5  | Lindstrom, Tansey, M. Stewart, Russo, Kindl, Nightingale, Backman, Almquist, Sheahan, Hedden, Norton, Kronwall, Angel, Jorde, Plante, W. Brookbank, Aldridge, Grimes, Tremblay, Brule, DaCosta, Kwiatkowski, McBain, Kenny, Kuparinen, Drevitch, Reid, McSween | 16 D'Astous, Sweetman, Spezia, Ouellet, Piche, Oulahan, Panzer, J. Nelson, Hymovitz, Cole, Solari, Cipruss, Gervais Hirose, Crawford, Caito, Jenks, C. Campbell, Hirschfeld, Nicastro, Brunnstrom, Coetzee, Pare, Cullen, McGrath, T. Jackson, B. Kelly, R. Bouchard, Van Drunen, S. Brookbank, Szysy, Emmons, Shannon, Greig, Remackel      |
| 6  | Finn, Spink, Pulkkinen, Almquist, Nyquist, Lapine, Landry, Rankin, Tollefsen, Kroll, Brett Peterson, Redenbach, Ritola, Ericsson, Martens, Knox, Shockey, S. Gagnon, Sryubko, Grimes, Tucker, LaFleur  | 17 Lashoff, Emmerton, Andersson, Ritola, Insana, Cameron, Vandermeer, Kopecky, Greenough, Chaulk, T. Nelson, Matzka, Plante, Gorovikov, Karlander, Bjork, Lindberg, Fair, Yule Camper, Esposito, Nosek, Sheahan, Thomas, Amadio, Jeremy Williams, Abdelkader, Novotney, Grigorenko, Himelfarb, Skarperud, Schastlivy, Metropolitan, K. Adams |
| 7  | McCarron, K. Wood, Kaski, Sproul, B. Smith, Owens, Delmore, Stokes, Lemieux, Piche, Stafford, Goulet, Manlow, Picard, Skarperud, Shockey, Whitecotton, Bayrack, King, Hlushko  | 18 Dello, Renouf, Andersson, Bonis, Fournier, Straub, Daavettila, Jeremy Williams, Haydar, Tardif, Plante, Burke, Helmer, Rivers, Boileau, Ulmer, Crowley, Shevalier, Wallace, Petrovicky, Boivin, Reddick   |
| 8  | Loggins, Mantha, Coetzee, Emmerton, Kinley, Hay, B. Simon, Naumenko, J. Nelson, Bonello, N. Robinson, Collins, Whitecotton, Hull, Richardson, Neil, Spiridonov, Jasecko  | 19 Humitz, Kuffner, Pearson, Rasmussen, Borkowski, Miele, Parkes, Daavettila, Wong, Lemieux, Engelhardt, Kinley, Langfeld, B. Kelly, Edwardson, Brisson, Whitecotton, Hocking, Ciernik, Bednar, Hnidy, Ramsay, Hurd  |
| 9  | Saarijarvi, Holmstrom, Zengerle, Hirschfeld, Eaves, Helm, Pare, Coetzee, McGrath, Kip Miller, Kopecky, King, Roberts, Goldmann, D. MacLean, Spiridonov, Tallaire, J. Nelson  | 20 Pearson, Megan, Carey, Aubry, Tootoo, Owens, Ferraro, Delmore, Walsh, C. Chelios, Quincey, Legault, Ballantyne, Baxter, C. Kelly, Harrold, Gruden, Bicanek, Manning, Hankinson  |
| 10 | MacLeod, Holmstrom, Street, Hoggan, J. Johnson, Vigilante, Jozsa, Mueller, Walsh, Kindl, Radunske, MacLean, T. Robinson, Mowers, Giroux, Berens, B. Stewart, Kelly Miller, Karlander, Norris, Royer, Nedomansky, C. Johnson, McCann                            | 21 Turgeon, Grant, Athanasiou, Grant, Rufenach, Estoclet, Crosty, Tardif, Torquato, Karlander, Ellis, Collins, Murphy, Patterson, Vasilyev, Linden, Rybovic  |
| 11 | Barber, Zadina, Cleary, Athanasiou, Nastasiuk, J. Chouinard, Nestrasil, Thomas, Keefe, Rogers, Newbury, Leino, Gelech, Mursak, Kolanos, Sloan, Bonni, B. Adams, Boisvert, Millar, Hall, Szysky, Brent Peterson, Nedomansky, Ruchty, Maurice                    | 22   |
| 12 | Pope, McCarron, Athanasiou, Porter,  |  |

## GRIFFINS ALL-TIME JERSEY NUMBERS

- \*24 Richards
- 25 Holway, Terry, Holmstrom, McCarron, Larkin, T. Barnes, Aubry, Jarnkrok, Knuble, Conner, Tardif, McCarty, Johansson, Barney, R. Barnes, Prusek, Blanchard, Maurice, Rivers, Oliver, Shafranov, Elick, Buckberger, Curtin, Fiebelkorn, Kordic, Weaver, Traverse, Muller, Blouin, Remackel
- 26 Barton, Tangradi, Ehn, Tangradi, Berschbach, McIntyre, Pulkkinen, Oslund, Meech, Lilja, Stokes, Andersson, L. Wilson, Ritola, Keefe, Brooks, Hudler, Bala, Oliver, Pavlikovsky, Baseggio, Bullock, Vasilevski
- 27 Rasmussen, J. Chelios, Frk, Tatar, Galvin, A. Gagnon, Keefe, Bootland, Van Drunen, Norris, Ashe, Trbojevich, B. Armstrong
- 28 Sadowy, Lorito, Jurco, Quine, Kolosov, Meech, T. Nelson, Butsayev, Leroux, A. Smith, Huffman
- 29 Grewe, McCrea, Sateri, Sadowy, Svechnikov, Ferraro, May, Galvin, Fojtik, Ryno, Parse, Walsh, J. Jackson, Keller, Hartlieb, Doig, D. Wood, Plante, Rachunek, Ramsay
- 30 F. Larsson, McCollum, Vicari, Osgood, Joseph, Lajeunesse, Fountain
- 31 Pickard, Coreau, MacDonald, D. Larsson, Berkhoel, Cyr, Lambert, Little, Moss, Lacher
- 32 Spezia, Moore, D. Miller, Hirschfeld, C. Campbell, Lashoff, Walsh, Watt, Hutchins, Bilotto, Rennette, McCarthy, Eldred, Afanasenkov, Bayrack, Ciernik, Linden, Trbojevich
- 33 Boyle, Howard, Glendening, Janik, Howard, Karlander, Plante, Dolyny, Richardson, Gove, McSorley, C. MacLean, Frederick, Lavigne, Tucker
- 34 Poulin, Machovsky, Mrazek, Conklin, Brown, O'Leary, Moyer, Clark, J. Campbell, Bonello, Ayers, Parillo, N. Robinson, Clancy
- 35 Nagle, Heeter, Nagle, Gustavsson, McCollum, Koopmans, Legace, Lamothe, Daigle, Alban, Hurme, Beaubien, Gordon, Mazzoli
- 36 Fulcher, K. Wood, Paterson, Pearce
- 37 Svechnikov, Lukosevicius, Nastasiuk, Samuelsson, Torquato, Kip Miller, Baseggio
- 38 Verbeek, Carlisle, Janmark, Demitra
- 39 Hulak, Bertuzzi, Novak, Tvrdon, Mursak
- 40 Pasquale, Lalime
- 41 McIsaac
- 42 Rybar, Shine, Nedomlel, Hackert, Himelfarb, Avery, J. Bouchard
- 43 G. Smith, Henkel
- 44 Cholowski, Allen, Rechlicz, Evans, Rufenach, Meech, Downey, Inzana, Eaton, Myrvold, Kwiatkowski, T. Nelson, Marc Hussey
- 45 Curry, C. Campbell
- 46 Criscuolo, Backman, Charleston
- 47 Elkins, Athanasiou
- 49 J. Chouinard, M. Chouinard, Picard
- 50 Gustavsson
- 51 Criscuolo, Anselmini, Loggins, Yates, Criscuolo
- 52 McIlrath
- 53 Seider, Yates
- 54 G. Smith
- 55 Sebrango, Ford, Kindl, Bruton, DeKeyser
- 57 Bootland
- 59 Groulx
- 61 Dahlman
- 65 Shine
- 73 Puempel, Jason Williams
- 77 Svechnikov, N. Robinson, Demidov
- 79 Spezia, Ruid, S. Brookbank, Mason, Matzka
- 82 Kopecky
- 86 Brome
- 90 Veleno, Weiss
- 91 Frk
- 92 Nylander

\* Retired Nov. 24, 2006



## GRIFFINS TEAM RECORDS - REGULAR SEASON

\* Excluding COVID-19-shortened 2019-20 and 2020-21 seasons

**ATTENDANCE**

Largest Home Attendance, Season:	443,284, 1996-97
Smallest Home Attendance, Season:	261,907, 2005-06*
Largest Home Attendance Average:	10,811, 1996-97
Smallest Home Attendance Average:	6,548, 2005-06*
Largest Home Attendance, Game:	20,337, 12/30/13 vs. Toronto – Comerica Park
Largest Home Attendance, Game – Van Andel Arena:	10,834, 183 times (MR: 4/12/19 vs. Manitoba)
Smallest Home Attendance, Game:	2,177, 10/29/09 vs. Houston*

**POINTS**

Most Points, Season:	115, 2005-06 (55-20-1-4)
Fewest Points, Season:	70, 2007-08 (31-41-2-6)*
Most Home Points, Season:	65, 2000-01 (31-7-3)
Fewest Home Points, Season:	40, 2009-10 (19-19-1-1), 2007-08 (18-18-1-3)*
Most Road Points, Season:	57, 2002-03 (26-9-3-2)
Fewest Road Points, Season:	30, 2007-08 (13-23-1-3)*

**WINS/LOSSES/TIES**

Most Wins, Season:	55, 2005-06
Fewest Wins, Season:	31, 2007-08*
Most Home Wins, Season:	31, 2000-01
Fewest Home Wins, Season:	18, 2011-12, 2010-11, 2007-08*
Most Road Wins, Season:	26, 2002-03
Fewest Road Wins, Season:	13, 2007-08*
Fewest Regulation Losses, Season:	20, 2005-06*
Most Regulation Losses, Season:	41, 2007-08
Fewest Home Regulation Losses, Season:	6, 2005-06*
Most Home Regulation Losses, Season:	19, 2009-10
Fewest Road Regulation Losses, Season:	9, 2002-03*
Most Road Regulation Losses, Season:	23, 2007-08
Most Ties, Season:	11, 2001-02
Fewest Ties, Season:	8, 2003-04, 2002-03
Most Home Ties, Season:	6, 2003-04
Fewest Home Ties, Season:	4, 2001-02
Most Road Ties, Season:	7, 2001-02
Fewest Road Ties, Season:	2, 2003-04
Highest Winning Percentage, Season:	0.719 (55-20-1-4), 2005-06
Lowest Winning Percentage, Season:	0.438 (31-41-2-6), 2007-08
Highest Home Winning Percentage, Season:	0.800 (30-6-1-3), 2005-06
Lowest Home Winning Percentage, Season:	0.500 (19-19-1-1), 2009-10 and (18-18-1-3), 2007-08
Highest Road Winning Percentage, Season:	0.713 (26-9-3-2), 2002-03
Lowest Road Winning Percentage, Season:	0.375 (13-23-1-3), 2007-08

**OVERTIME (Since 2000-01) & SHOOTOUT (1996-01 and 2004-12)**

Most Games Decided in Overtime, Season:	15, 2014-15
Fewest Games Decided in Overtime, Season:	2, 2001-02
Most Home Games Decided in Overtime, Season:	10, 2014-15
Fewest Home Games Decided in Overtime, Season:	0, 2001-02
Most Road Games Decided in Overtime, Season:	7, 2011-12
Fewest Road Games Decided in Overtime, Season:	2, 2017-18; 2010-11, 2009-10, 2007-08, 2005-06, 2003-04, 2001-02*
Most Overtime Wins, Season:	9, 2014-15
Fewest Overtime Wins, Season:	1, 2010-11, 2009-10, 2006-07*
Most Home Overtime Wins, Season:	6, 2014-15
Fewest Home Overtime Wins, Season:	0, 2010-11, 2001-02
Most Road Overtime Wins, Season:	4, 2016-17, 2004-05, 2002-03
Fewest Road Overtime Wins, Season:	0, 2009-10, 2006-07*
Most Overtime Losses, Season:	7, 2018-19, 2011-12
Fewest Overtime Losses, Season:	0, 2003-04, 2001-02*
Most Home Overtime Losses, Season:	4, 2014-15
Fewest Home Overtime Losses, Season:	0, 2016-17, 2013-14, 2003-04, 2002-03, 2001-02
Most Road Overtime Losses, Season:	4, 2018-19, 2011-12, 2006-07
Fewest Road Overtime Losses, Season:	0, 2015-16, 2005-06, 2004-05, 2003-04, 2001-02*
Most Games Decided in Shootout, Season:	19, 1999-00, 1997-98, 1996-97
Fewest Games Decided in Shootout, Season:	2, 2015-16*
Most Home Games Decided in Shootout, Season:	9, 1996-97
Fewest Home Games Decided in Shootout, Season:	1, 2015-16, 2014-15*

Most Road Games Decided in Shootout, Season:	12, 1997-98
Fewest Road Games Decided in Shootout, Season:	1, 2015-16*
Most Shootout Wins, Season:	10, 1999-00
Fewest Shootout Wins, Season:	1, 2015-16*
Most Home Shootout Wins, Season:	5, 2006-07, 1999-00
Fewest Home Shootout Wins, Season:	0, 2014-15*
Most Road Shootout Wins, Season:	5, 1999-00, 1996-97
Fewest Road Shootout Wins, Season:	0, 2015-16, 2007-08*
Most Shootout Losses, Season:	13, 1997-98
Fewest Shootout Losses, Season:	1, 2015-16*
Most Home Shootout Losses, Season:	7, 1996-97
Fewest Home Shootout Losses, Season:	0, 2015-16*
Most Road Shootout Losses, Season:	8, 1997-98
Fewest Road Shootout Losses, Season:	1, 2018-19, 2015-16, 2014-15, 2005-06, 2004-05, 2000-01*
Most Games Tied After Regulation, Season:	22, 2018-19
Fewest Games Tied After Regulation, Season:	11, 2015-16*
Most Home Games Tied After Regulation, Season:	13, 2018-19
Fewest Home Games Tied After Regulation, Season:	4, 2001-02*
Most Road Games Tied After Regulation, Season:	12, 1997-98
Fewest Road Games Tied After Regulation, Season:	4, 2015-16, 2003-04*

### STREAKS

Consecutive Wins, Start of Season:	5, 2004-05
Consecutive Regulation Losses, Start of Season:	4, 2015-16
Consecutive Non-Wins, Start of Season:	4, 2015-16 (0-4-0-0)
Longest Winning Streak:	15, 11/18/15-12/26/15
Longest Home Winning Streak:	14, 11/11/15-1/15/16
Longest Road Winning Streak:	7, 1/29/15-2/28/15; 10/16/04-12/3/04
Longest Unbeaten Streak:	15, 11/18/15-12/26/15 (15-0-0-0)
Longest Home Unbeaten Streak:	16, 1/9/04-2/27/04 (13-0-3-0)
Longest Road Unbeaten Streak:	8, 1/6/02-2/2/02 (5-0-3-0)
Longest Point Streak:	19, 2/4/15-3/20/15 (15-0-3-1)
Longest Home Point Streak:	16, 1/9/04-2/27/04 (13-0-3-0)
Longest Road Point Streak:	12, 4/5/02-11/30/02 (9-0-1-2)
Longest Losing Streak (Regulation Only):	7, twice (MR: 1/17/10-2/3/10)
Longest Home Losing Streak (Regulation Only):	7, three times (MR: 12/12/09-1/15/10)
Longest Road Losing Streak (Regulation Only):	7, 3/6/08-4/2/08
Longest Losing Streak (Regulation, OT or SO):	10, 10/28/07-11/23/07 (0-8-0-2)
Longest Home Losing Streak (Regulation, OT or SO):	8, 10/20/07-11/23/07 (0-7-0-1)
Longest Road Losing Streak (Regulation, OT or SO):	9, 1/5/98-2/7/98 (0-7-2)
Longest Winless Streak:	10, 10/28/07-11/23/07 (0-8-0-2)
Longest Home Winless Streak:	8, 10/20/07-11/23/07 (0-7-0-1)
Longest Road Winless Streak:	9, 1/5/98-2/7/98 (0-7-2)
Consecutive Games Decided in Regulation:	31, 4/6/01-12/9/01
Consecutive Home Games Decided in Regulation:	24, 10/13/99-2/11/00
Consecutive Road Games Decided in Regulation:	31, 12/28/19-5/14/21 (active)
Consecutive Games Tied After Regulation:	5, 1/19/09-1/30/09
Consecutive Home Games Tied After Regulation:	6, 1/9/04-1/21/04
Consecutive Road Games Tied After Regulation:	4, 2/15/98-3/7/98
Consecutive Games Ending in a Tie:	2, three times (MR: 11/2/02-11/7/02)
Consecutive Home Games Ending in a Tie:	n/a
Consecutive Road Games Ending in a Tie:	n/a
Consecutive Games Scoring Goal:	87, 4/4/08-10/10/09
Consecutive Games Allowing Goal:	76, 1/11/97-1/2/98

### ONE-GOAL DECISIONS

Most One-Goal Decisions, Season:	43, 2004-05, 1997-98
Most One-Goal Wins, Season:	25, 2004-05
Most One-Goal Losses, Season (inc. OT/SO):	24, 1997-98

### SHUTOUTS

Most Shutouts Involved In, Season:	19, 2003-04
Fewest Shutouts Involved In, Season:	5, 2005-06*
Most Shutouts, Season:	10, 2003-04
Fewest Shutouts, Season:	1, 2009-10*
Most Home Shutouts, Season:	7, 2003-04
Fewest Home Shutouts, Season:	0, 2017-18, 1997-98
Most Road Shutouts, Season:	6, 2014-15
Fewest Road Shutouts, Season:	0, 2013-14, 2009-10*
Most Games Shut-Out, Season:	10, 2001-02
Fewest Games Shut-Out, Season:	1, 2008-09, 2005-06, 2000-01*
Most Home Games Shut-Out, Season:	6, 2001-02
Fewest Home Games Shut-Out, Season:	0, 2005-06, 2000-01

Most Road Games Shut-Out, Season:	5, 2015-16, 2007-08, 2004-05, 2003-04
Fewest Road Games Shut-Out, Season:	0, 2008-09, 2006-07*
Consecutive Games Shutting-Out Opponent:	2, 10 times (MR: 2/15/18-2/17/18)
Consecutive Home Games Shutting-Out Opponent:	3, 12/30/06-1/10/07
Consecutive Road Games Shutting-Out Opponent:	2, 2/15/18-2/17/18; 2/23/16-3/4/16; 2/27/15-2/28/15; 1/29/15-1/30/15; 11/26/03-11/30/03
Consecutive Games Shut-Out By Opponent:	2, 1/23/16-1/27/16; 12/14/12-12/16/12; 11/17/10-11/19/10; 1/14/98-1/16/98
Consecutive Home Games Shut-Out By Opponent:	2, 12/27/19-12/31/19; 1/23/16-1/27/16; 11/10/10-11/19/10
Consecutive Road Games Shut-Out By Opponent:	2, 4/11/16-4/15/16; 1/14/98-1/16/98
Longest Shutout Streak:	184:07, 3/1/02-3/7/02
Longest Home Shutout Streak:	204:39, 12/26/06-1/12/07
Longest Road Shutout Streak:	204:54, 11/23/03-12/10/03
<b>GOALS</b>	
Most Goals For, Season:	323, 2005-06
Fewest Goals For, Season:	195, 2003-04*
Most Goals Against, Season:	281, 1998-99
Fewest Goals Against, Season:	166, 2003-04*
Most Goals For, Game:	11, 1/19/13 at Rockford (11-6)
Most Goals For, Home Game:	10, 10/24/01 vs. Cincinnati (10-5)
Most Goals For, Road Game:	11, 1/19/13 at Rockford (11-6)
Most Goals For, Loss:	6, 10/8/96 at Detroit (6-7 SOL)
Most Goals Against, Game:	10, 2/8/09 at Toronto (5-10)
Most Goals Against, Home Game:	8, 11/14/06 vs. Milwaukee (1-8); 12/31/96 vs. Cincinnati (4-8)
Most Goals Against, Road Game:	10, 2/8/09 at Toronto (5-10)
Most Goals Against, Win:	8, 11/27/10 at Chicago (10-8)
Most Goals For, Period:	7, 11/27/10 at Chicago (2nd)
Most Goals For, Home Period:	5, 12 times (MR: 1/11/20 vs. Manitoba, 2nd)
Most Goals For, Road Period:	7, 11/27/10 at Chicago (2nd)
Most Goals Against, Period:	6, four times (MR: 2/9/13 at Oklahoma City, 3rd)
Most Goals Against, Home Period:	6, 12/31/09 vs. Hamilton (2nd)
Most Goals Against, Road Period:	6, three times (MR: 2/9/13 at Oklahoma City, 3rd)
Largest Margin of Victory, Game:	8, 2/5/16 at Rockford (9-1); 11/11/11 at Hamilton (8-0); 2/24/02 vs. Utah (9-1); 4/1/01 at Cleveland (8-0)
Largest Margin of Victory, Home Game:	8, 2/24/02 vs. Utah (9-1)
Largest Margin of Victory, Road Game:	8, 2/5/16 at Rockford (9-1); 11/11/11 at Hamilton (8-0); 4/1/01 at Cleveland (8-0)
Largest Margin of Defeat, Game:	7, 5/12/21 vs. Chicago (0-7); 11/14/06 vs. Milwaukee (1-8); 1/3/04 at Milwaukee (0-7); 3/22/98 at Cincinnati (1-8)
Largest Margin of Defeat, Home Game:	7, 5/12/21 vs. Chicago (0-7); 11/14/06 vs. Milwaukee (1-8)
Largest Margin of Defeat, Road Game:	7, 1/3/04 at Milwaukee (0-7); 3/22/98 at Cincinnati (1-8)
Most Goals, Both Teams, Game:	18, 11/27/10 at Chicago (10-8)
Most Goals, Both Teams, Home Game:	15, 10/24/01 vs. Cincinnati (10-5)
Most Goals, Both Teams, Road Game:	18, 11/27/10 at Chicago (10-8)
Fastest Two Goals For:	:07, 10/19/96 at Orlando (3rd), Darrin Smith, Ben Hankinson
Fastest Two Goals Against:	:07, 12/8/07 vs. Syracuse (1st), Andrew Murray, Jeffrey Szwec
Fastest Goal For, Start of Game:	:07, 11/16/18 vs. Ontario, Chris Terry
Fastest Goal Against, Start of Game:	:09, 4/3/09 at Hamilton, Brock Trotter
Fastest Goal For, Start of Period:	:07, 11/16/18 vs. Ontario (1st), Chris Terry
Fastest Goal Against, Start of Period:	:09, 4/3/09 at Hamilton (1st), Brock Trotter
<b>POWER PLAY/SHORTHANDED GOALS</b>	
Highest Power Play Percentage, Season:	24.4, 2016-17
Lowest Power Play Percentage, Season:	12.5, 2006-07
Highest Penalty Killing Percentage, Season:	87.0, 2003-04
Lowest Penalty Killing Percentage, Season:	78.5, 2018-19*
Most Power Play Goals For, Season:	120, 2005-06
Fewest Power Play Goals For, Season:	45, 2018-19*
Most Power Play Goals Against, Season:	96, 1997-98
Fewest Power Play Goals Against, Season:	36, 2014-15*
Most Power Play Goals For, Game:	5, 2/16/06 at Cleveland (5-8); 2/4/06 vs. Syracuse (5-9); 1/6/06 at Houston (5-10)
Most Power Play Goals Against, Game:	6, 12/2/05 at Peoria (6-9)
Most Power Play Goals For, Period:	5, 1/6/06 at Houston (3rd, 5-6)
Most Power Play Goals Against, Period:	4, 4/5/06 at Cleveland (2nd, 4-7)

**Most Power Play Opportunities, Game:**

13, 4/9/06 at Rochester (3-13); 12/2/05 at Peoria (2-13); 10/15/05 vs. Houston (1-13)

**Most Power Play Opportunities Against, Game:**

15, 3/25/07 at Toronto (3-15)

**Most Shorthanded Goals For, Season:**

24, 2006-07

**Fewest Shorthanded Goals For, Season:**

4, 2018-19\*

**Most Shorthanded Goals Against, Season:**

13, 1998-99

**Fewest Shorthanded Goals Against, Season:**

3, 2014-15

**Most Shorthanded Goals For, Game:**

3, 2/16/07 vs. San Antonio, 10/17/98 at Michigan

**Most Shorthanded Goals Against, Game:**

3, 11/6/19 vs. Cleveland

**Consecutive Games Scoring Power Play Goal:**

13, 11/9/16-12/7/16; 2/24/06-3/23/06

**Consecutive Games Not Scoring Power Play Goal:**

11, 1/17/01-2/9/01

**Consecutive Games Allowing Power Play Goal:**

12, 2/4/05-3/5/05

**Consecutive Games Not Allowing Power Play Goal:**

11, 12/27/08-1/17/09

**Consecutive Opponent Power Plays Killed:**

45, 11/15/03-12/10/03

**SHOTS****Most Shots For, Game:**

58, 4/16/05 vs. San Antonio

**Fewest Shots For, Game:**

10, 3/23/03 vs. Houston

**Most Shots For, Home Game:**

58, 4/16/05 vs. San Antonio

**Fewest Shots For, Home Game:**

10, 3/23/03 vs. Houston

**Most Shots For, Road Game:**

51, 11/11/11 at Hamilton

**Fewest Shots For, Road Game:**

14, 3/13/03 at Houston

**Most Shots Against, Game:**

59, 1/24/14 at Texas

**Fewest Shots Against, Game:**

12, twice (MR: 10/13/01 vs. Hershey)

**Most Shots Against, Home Game:**

50, 12/31/14 vs. Rockford

**Fewest Shots Against, Home Game:**

12, 10/13/01 vs. Hershey

**Most Shots Against, Road Game:**

59, 1/24/14 at Texas

**Fewest Shots Against, Road Game:**

12, 3/31/00 at Houston

**Most Shots For, Period:**

24, 3/19/11 vs. Rochester (1st)

**Fewest Shots For, Period:**

0, 3/23/03 vs. Houston (3rd)

**Most Shots For, Home Period:**

24, 3/19/11 vs. Rochester (1st)

**Fewest Shots For, Home Period:**

0, 3/23/03 vs. Houston (3rd)

**Most Shots For, Road Period:**

23, four times (MR, 4/1/21 at Chicago, 2nd)

**Fewest Shots For, Road Period:**

1, 12/28/18 at Cleveland (3rd); 4/7/18 at Tucson

**Most Shots Against, Period:**

25, 12/31/14 vs. Rockford (1st); 10/16/04 at Chicago (3rd)

**Fewest Shots Against, Period:**

0, 3/3/98 vs. Manitoba (3rd)

**Most Shots Against, Home Period:**

25, 12/31/14 vs. Rockford (1st)

**Fewest Shots Against, Home Period:**

0, 3/3/98 vs. Manitoba (3rd)

**Most Shots Against, Road Period:**

25, 10/16/04 at Chicago (3rd)

**Fewest Shots Against, Road Period:**

1, four times (MR: 12/30/16 at Cleveland, 3rd)

**ASSISTS****Most Assists, Season:**

550, 2005-06

**TOTAL POINTS (GOALS & ASSISTS)****Most Points, Season:**

873, 2005-06

**PENALTIES****Most Penalties, Season:**

761, 1997-98

**Fewest Penalties, Season:**

348, 2016-17

**Most Minor Penalties, Season:**

656, 2005-06

**Fewest Minor Penalties, Season:**

312, 2014-15

**Most Major Penalties, Season:**

117, 1996-97

**Fewest Major Penalties, Season:**

21, 2008-09

**Most Misconducts, Season:**

44, 1996-97

**Fewest Misconducts, Season:**

1, 2013-14

**Most Game Misconducts, Season:**

14, 2000-01

**Fewest Game Misconducts, Season:**

0, 2008-09

**PENALTY MINUTES****Most Penalty Minutes, Season:**

2,321, 1996-97

**Fewest Penalty Minutes, Season:**

845, 2016-17

**Most Penalty Minutes, Game:**

112, 11/24/10 at Toronto

**Most Penalty Minutes, Home Game:**

104, 4/11/98 vs. Quebec

**Most Penalty Minutes, Road Game:**

112, 11/24/10 at Toronto

**Most Opponent Penalty Minutes, Game:**

139, 1/19/13 at Rockford

**Most Opponent Penalty Minutes, Home Game:**

102, 2/10/01 vs. Utah

**Most Opponent Penalty Minutes, Road Game:**

139, 1/19/13 at Rockford

**Most Opponent Penalty Minutes, Home Game:**

102, 2/10/01 vs. Utah

**Most Opponent Penalty Minutes, Road Game:**

139, 1/19/13 at Rockford

## ALL-TIME PENALTY SHOTS - FOR

Player	Goalie (Team)	Date	Period	Time	Result
Michel Picard	Jordan Willis (MICH)	10/3/97	2	3:26	N
Michel Picard	David Littman (ORL)	12/5/97	2	1:41	Y
Toni Dahlman	Wade Flaherty (UTA)	2/24/02	1	2:02	Y
Bryan Adams	Tyler Moss (MTB)	12/17/02	2	19:12	Y
Mark Mowers	Seamus Kotyk (CLE)	2/9/03	2	2:48	N
Stacy Roest	Wade Flaherty (SA)	3/8/03	3	8:36	N
Aaron Schneekloth	Dimitri Patzold (CLE)	12/10/03	2	6:30	N
Nathan Robinson	Brian Finley (MIL)	1/3/04	1	17:44	N
Kevin Miller	Tyler Moss (TOR)	3/17/04	2	4:49	N
Kip Miller	Chris Beckford-Tseu (PEO)	3/6/07	1	10:07	N
Eric Himelfarb*	Drew MacIntyre (MTB)	4/23/07	4	11:07	N
Darren Helm	Ondrej Pavelec (CHI)	1/26/08	2	13:53	Y
Carl Corazzini	Adam Dennis (RCH)	3/21/08	3	18:55	N
Darren Helm	Jason Bacashihua (LE)	10/11/08	1	8:00	N
Ryan Oulahan	Marek Schwarz (PEO)	11/8/08	2	9:03	Y
Mattias Ritola	Al Montoya (SA)	10/18/09	3	18:43	N
Francis Pare	Josh Tordjman (SA)	12/9/09	2	10:18	Y
Ilari Filppula	Atte Engren (MIL)	4/10/11	1	13:28	N
Trevor Parkes	Drew MacIntyre (RCH)	10/16/11	2	14:34	N
Chris Conner	Jeremy Smith (MIL)	11/19/11	2	5:25	N
Tomas Tatar	Jeremy Smith (MIL)	11/19/11	3	8:48	N
Francis Pare	Tyler Beskorowany (TEX)	3/13/12	3	12:50	N
Doug Janik	David Leggio (RCH)	4/10/12	4	1:46	Y
Chad Billins	Danny Taylor (ABB)	2/2/13	1	9:48	N
Luke Glendenning	Justin Peters (CHA)	2/17/13	2	7:51	N
Jeff Hoggan	Calvin Pickard (LE)	3/9/13	2	19:28	N
Mitch Callahan	Brian Foster (SA)	3/28/13	3	9:24	N
Tomas Jurco*	Yann Danis (OKC)	6/4/13	3	11:22	N
Martin Frk	Matt Climie (CHI)	10/26/13	2	15:15	N
Andreas Athanasiou*	Doug Carr (ABB)	4/26/14	2	14:18	N
Xavier Ouellet*	Jack Campbell (TEX)	5/16/14	2	15:16	N
Anthony Mantha	Matt Climie (CHI)	1/10/15	3	16:04	N
Nathan Paetsch	Antti Raanta (RFD)	4/1/15	2	4:41	N
Teemu Pulkkinen*	Christopher Gibson (TOR)	4/29/15	2	14:19	N
Anthony Mantha	Marek Mazanec (MIL)	2/17/16	1	2:24	Y
Andy Miele*	Joonas Korpisalo (LE)	5/5/16	3	19:24	N
Tomas Nosek	Jordan Binnington (CHI)	11/5/16	2	2:54	N
Dominic Turgeon	Ville Husso (SA)	11/8/17	3	13:26	N
Matt Lorito	Jon Gillies (STK)	2/10/18	4	3:52	N
Wade Megan	Landon Bow (TEX)	10/17/18	1	6:08	N
Dominic Turgeon	Filip Gustavsson (BEL)	10/27/18	2	13:51	N
Chris Terry	Anthony Peters (WBS)	2/9/19	1	7:36	N
Dominic Turgeon	Anthony Stolarz (SD)	1/24/20	2	19:56	N
Taro Hirose	Ivan Nalimov (RFD)	4/28/21	3	17:34	N

\* Playoff game

## ALL-TIME PENALTY SHOTS - AGAINST

Player (Team)	Goalie	Date	Period	Time	Result
Brad Tapper (CHI)	Martin Prusek	10/19/01	3	1:10	N
Jason Williams (CIN)	Martin Prusek	11/9/01	3	19:40	N
Kyle Wanvig (HOU)	Simon Lajeunesse	12/29/01	3	8:26	N
Jimmy Roy (MTB)	Joey MacDonald	12/21/03	3	11:45	N
Brendan Yarema (CHI)*	Marc Lamothe	4/18/04	2	14:02	N
Tomas Pihlal (CLE)	Joey MacDonald	11/20/04	1	11:30	N
Raymond Giroux (HOU)	Joey MacDonald	3/25/05	2	16:16	Y
Brendan Brooks (PEO)	Joey MacDonald	12/2/05	3	16:31	N
Greg Mauldin (SYR)	Joey MacDonald	12/18/05	2	1:53	N
Lucas Lawson (HAM)	Joey MacDonald	1/4/06	1	19:26	Y
Daniel Paille (RCH)	Jimmy Howard	3/25/06	3	8:40	N
Daniel Paille (RCH)	Logan Koopmans	4/9/06	2	5:01	N
John Pohl (TOR)*	Drew MacIntyre	4/28/06	3	8:56	N
Trent Whitfield (PEO)	Jimmy Howard	2/18/07	3	10:30	N
Brett Engelhardt (TOR)	Stefan Liv	3/25/07	3	4:08	Y
Tyler Doig (TOR)	Adam Berkhoeel	3/5/08	2	19:18	N
J.D. Corbin (LE)	Jimmy Howard	3/8/08	2	11:44	N
Kyle Cumiskey (LE)	Daniel Larsson	10/11/08	1	4:30	N
Kenndal McArdle (RCH)	Jimmy Howard	11/29/08	1	3:07	N
Chris Conner (PEO)	Daniel Larsson	12/30/08	2	12:24	N
Brett Sterling (CHI)	Daniel Larsson	12/26/09	2	19:25	N
Brett Sterling (CHI)	Daniel Larsson	1/29/10	3	11:31	N
Akim Aliu (RFD)	Tom McCollum	1/30/10	3	17:25	Y
Spencer Machacek (CHI)	Tom McCollum	4/10/10	2	8:16	N
Brandon Rogers (LE)	Jordan Pearce	11/7/10	4	0:52	N
Kyle Beach (RFD)	Jordan Pearce	11/26/10	1	2:22	N
Travis Morin (TEX)	Joey MacDonald	12/10/10	1	5:14	N
Christian Hanson (TOR)	Joey MacDonald	12/22/10	1	17:38	N
Aaron Palushaj (HAM)	Jordan Pearce	2/4/11	3	15:28	N
Aaron Voros (TOR)	Jordan Pearce	3/23/11	1	8:50	Y
Ryan Flynn (MIL)	Jordan Pearce	4/10/11	3	4:10	N
Justin Mercier (LE)	Joey MacDonald	11/21/11	3	18:11	N
Mark Olver (LE)	Joey MacDonald	1/20/12	2	17:55	N
Greg Rallo (SA)	Tom McCollum	3/20/12	2	7:04	N
Jerry D'Amigo (TOR)	Tom McCollum	4/6/12	2	10:58	N
Alex Friesen (CHI)	Petr Mrazek	11/23/12	2	5:47	N
Matt Frattin (TOR)	Petr Mrazek	12/28/12	3	9:26	Y
Jon Rheault (SA)	Petr Mrazek	2/24/13	1	12:03	Y
Paul Carey (LE)	Tom McCollum	11/11/13	2	15:31	N
Mark Mancari (CHI)	Petr Mrazek	11/23/13	3	2:37	N
Alex Hutchings (RCH)	Petr Mrazek	12/17/13	3	2:28	N
Joakim Nordstrom (RFD)	Jared Coreau	1/4/14	2	0:43	Y
Leon Draisaitl (BAK)	Tom McCollum	10/9/15	2	15:15	N
Joe Devin (LE)	Jared Coreau	12/26/15	2	2:41	Y
Brendan Woods (CHA)	Tom McCollum	2/20/16	2	19:18	N
Julius Honka (TEX)	Tom McCollum	3/16/16	3	14:10	N
Alex Broadhurst (CLE)	Cal Heeter	1/21/17	2	19:15	N
Colin Blackwell (SJ)*	Jared Coreau	5/26/17	1	13:57	Y
Byron Froese (SYR)*	Jared Coreau	6/3/17	3	14:53	N
Chase Balisy (BEL)	Harri Sateri	10/26/18	1	9:07	N
Jacob Nilsson (RFD)	Patrik Rybar	11/14/18	2	11:15	N
Conner Bleackley (TEX)	Filip Larsson	10/26/19	1	14:27	N
Mitchell Fossier (RFD)	Kevin Boyle	4/28/21	3	4:58	Y

\* Playoff game

## GRIFFINS INDIVIDUAL RECORDS REGULAR SEASON

### SEASON RECORDS

#### GOALS

Most Goals, Season:	56, Donald MacLean, 2005-06
Most Power Play Goals, Season:	21, Donald MacLean, 2005-06
Most Shorthanded Goals, Season:	5, Matt Ellis and Eric Himelfarb, 2006-07
Most Game-Winning Goals, Season:	12, Michel Picard, 1996-97
Most First Goals, Season:	11, Mark Mowers, 2002-03
Most Goals by a Center, Season:	34, Jeff Nelson, 1996-97
Most Goals by a Right Wing, Season:	34, Teemu Pulkkinen, 2014-15; Mark Mowers, 2002-03
Most Goals by a Left Wing, Season:	56, Donald MacLean, 2005-06
Most Goals by a Defenseman, Season:	16, Aris Brimanis, 1998-99
Most Goals by a Rookie, Season:	31, Teemu Pulkkinen, 2013-14
Goals per Game Avg.:	0.74, Teemu Pulkkinen, 2014-15 (34 goals in 46 games); Donald MacLean, 2005-06 (56 goals in 76 games)
Most Hat Tricks:	5, Donald MacLean, 2005-06

#### ASSISTS

Most Assists, Season:	60, Jiri Hudler, 2005-06
Most Assists by a Center, Season:	55, Jeff Nelson, 1996-97
Most Assists by a Right Wing, Season:	49, Darren Haydar, 2008-09
Most Assists by a Left Wing, Season:	60, Jiri Hudler, 2005-06
Most Assists by a Defenseman, Season:	49, Adam Almqvist, 2013-14
Most Assists by a Rookie, Season:	36, Gustav Nyquist, 2011-12
Assists per Game Avg.:	0.85, Kip Miller, 2001-02 (35 assists in 41 games)

#### POINTS

Most Points, Season:	101, Michel Picard, 1996-97
Most Points by a Center, Season:	81, Glen Metropolit, 1998-99
Most Points by a Right Wing, Season:	81, Mark Mowers, 2002-03
Most Points by a Left Wing, Season:	101, Michel Picard, 1996-97
Most Points by a Defenseman, Season:	56, Bryan Helmer, 2005-06
Most Points by a Rookie, Season:	59, Teemu Pulkkinen, 2013-14
Points per Game Avg.:	1.37, Kip Miller, 2001-02 (56 points in 41 games)

#### PENALTY MINUTES

Most Penalty Minutes, Season:	390, Darryl Bootland, 2005-06
Most Penalty Minutes by a Center, Season:	144, Kris Newbury, 2009-10
Most Penalty Minutes by a Right Wing, Season:	390, Darryl Bootland, 2005-06
Most Penalty Minutes by a Left Wing, Season:	364, Matt Ruchty, 1996-97
Most Penalty Minutes by a Defenseman, Season:	337, Wade Brookbank, 2001-02

#### SHOTS ON GOAL

Most Shots on Goal, Season:	274, Carl Corazzini, 2007-08
Shots per game avg.:	4.11, Teemu Pulkkinen, 2014-15 (189 shots in 46 games)

#### STREAKS

Consecutive Games Played:	161, Dave Van Drunen, 4/7/02-4/11/04
Consecutive Games with a Goal:	8, Teemu Pulkkinen, 12/19/14-1/7/15; Donald MacLean, 2/25/06-3/14/06
Consecutive Games with an Assist:	8, Filip Hronek, 11/23/18-12/7/18; Valtteri Filppula, 3/26/06-10/13/06
Consecutive Games with a Point:	19, Donald MacLean, 1/6/06-2/18/06
Consecutive Games with a Point to Start a Season:	9, Riley Barber, 2/5/21-3/11/21
Consecutive Games with a Point to Start a Griffins Career:	9, Riley Barber, 2/5/21-3/11/21
Consecutive Games with a Hat Trick:	2, Donald MacLean, 1/14/06-1/18/06

## GAME RECORDS

## GOALS

Most Goals, Game:	3, 66 times (MR: Matt Puempel, 1/5/20 at San Antonio)
Most Goals by a Defenseman, Game:	3, Adam Almqvist, 3/23/13 at Lake Erie; Chad Billins, 2/24/13 vs. San Antonio; Logan Pyett, 2/27/11 at Hamilton
Most Power Play Goals, Game:	3, Anthony Mantha, 10/18/16 at Iowa; Tomas Jurco, 11/20/15 vs. San Diego; Teemu Pulkkinen, 1/29/15 at Iowa; Joe Murphy, 10/16/01 at Cleveland
Most Shorthanded Goals, Game:	2, Chris Conner, 10/18/11 at Hamilton; Matt Ellis, 3/12/05 vs. Hamilton; Michel Picard, 4/15/00 at Cincinnati; Ed Patterson, 12/12/97 at Cleveland

## ASSISTS

Most Assists, Game:	5, Tomas Tatar, 11/27/10 at Chicago; Jiri Hudler, 2/16/06 at Cleveland; Chris Bala, 1/10/02 at Chicago
---------------------	--

## POINTS

Most Points, Game:	7, Tomas Tatar, 11/27/10 at Chicago (2-5—7)
--------------------	---

## PLUS-MINUS

Highest Plus-Minus, Game:	+7, Tomas Tatar, 11/27/10 at Chicago
---------------------------	--------------------------------------

## PENALTY MINUTES

Most Penalty Minutes, Game:	34, Triston Grant, 1/9/13 at Rockford; Kyle Quincey, 3/26/08 vs. Lake Erie
-----------------------------	--

## PERIOD RECORDS

## GOALS

Most Goals, Period:	3, Logan Pyett, 2/27/11 at Hamilton (2nd); Jeremy Williams, 4/10/10 at Chicago (3rd); Jamie Tardif, 3/3/07 at Syracuse (2nd); Tomas Kopecky, 2/16/06 at Cleveland (2nd); Petr Schastlivy, 11/17/01 vs. Milwaukee (2nd)
Most Power Play Goals, Period:	2, Evgeny Svechnikov, 2/8/20 vs. Texas (2nd); Filip Hronek, 2/6/19 vs. Manitoba (3rd); Anthony Mantha, 10/18/16 at Iowa (3rd); Tomas Jurco, 11/20/15 vs. San Diego (3rd); Teemu Pulkkinen, 1/29/15 at Iowa (1st); Chad Billins, 2/24/13 vs. San Antonio (2nd); Jeremy Williams, 3/5/10 vs. Manitoba (1st); Jamie Tardif, 10/25/09 vs. Abbotsford (3rd); Landon Wilson, 11/1/08 vs. Milwaukee (2nd); Jonathan Ericsson, 11/24/06 vs. Chicago (2nd); Tomas Kopecky, 2/16/06 at Cleveland (2nd); Kent McDonell, 2/4/06 vs. Syracuse (1st); Jiri Hudler, 1/6/06 at Houston (3rd); Eric Himelfarb, 1/21/05 vs. Chicago (1st); Eric Manlow, 11/19/04 at Cleveland (1st); Petr Schastlivy, 12/7/01 vs. Chicago (1st); Joe Murphy, 10/16/01 at Cleveland (3rd); Derek King, 12/26/99 at Orlando (2nd); Travis Richards, 4/8/99 at Orlando (2nd)
Most Shorthanded Goals, Period:	2, Ed Patterson, 12/12/97 at Cleveland (2nd)

## ASSISTS

Most Assists, Period:	3, Carter Camper, 1/12/19 vs. Belleville (2nd); Robbie Russo, 3/4/16 at Charlotte (2nd); Andy Miele, 12/19/14 vs. Toronto (2nd); Tomas Tatar, 11/27/10 at Chicago (2nd); Darren Haydar, 2/20/09 vs. Manitoba (2nd); Evan McGrath, 1/31/09 vs. Rochester (3rd); Jiri Hudler, 2/16/06 at Cleveland (3rd); Tomas Kopecky, 11/18/05 vs. Cleveland (3rd); Kip Miller, 11/17/01 vs. Milwaukee (2nd) and 10/16/01 at Cleveland (3rd); Derek King, 4/7/01 vs. Detroit (3rd); Slava Butsayev, 4/16/00 vs. Detroit (3rd); Glen Metropolit, 4/2/99 vs. Chicago (3rd)
-----------------------	---

## POINTS

Most Points, Period:	4, Tomas Tatar, 11/27/10 at Chicago (2nd, 1-3—4); Jiri Hudler, 1/6/06 at Houston (3rd, 2-2—4)
----------------------	--

## PENALTY MINUTES

Most Penalty Minutes, Period:	34, Triston Grant, 1/9/13 at Rockford (3rd)
-------------------------------	---



## ALL-TIME OVERTIME GOALS - FOR

Danton Cole	4/21/97 at Orlando*	5-4	39:25	Tomas Tatar	10/28/12 at Chicago	3-2	1:58
Chris Szysky	4/30/00 at Cleveland*	4-3	13:02	Gustav Nyquist	11/16/12 at Lake Erie	6-5	3:38
Joel Kwiatkowski	12/7/00 vs. Cincinnati	5-4	3:10	Brian Lashoff	12/22/12 vs. Chicago	2-1	2:49
Todd White	12/15/00 at Cleveland	5-4	4:59	Landon Ferraro	3/13/13 vs. Chicago	3-2	0:18
Petr Schastlivy	12/12/01 at Utah	2-1	0:22	Adam Almquist	3/23/13 at Lake Erie	5-4	4:50
Josh Langfeld	3/22/02 at Milwaukee	4-3	2:39	Cory Emmerton	12/18/13 at Iowa	2-1	3:52
Travis Richards	10/25/02 at Rochester	2-1	3:08	Mitch Callahan	12/20/13 vs. Rockford	3-2	1:21
Rob Collins	11/17/02 at Cincinnati	4-3	2:00	Ryan Sproul	4/25/14 at Abbotsford*	2-1	39:26
Dave Van Drunen	11/22/02 vs. San Antonio	3-2	4:34	Teemu Pulkkinen	11/14/14 vs. Texas	3-2	6:59
Rob Collins	12/27/02 at Cincinnati	3-2	2:53	Kevin Porter	11/15/14 vs. Texas	2-1	6:20
Michel Picard	3/8/03 at San Antonio	4-3	1:07	Ryan Sproul	12/30/14 at Chicago	2-1	2:47
Stacy Roest	3/20/03 vs. Manitoba	4-3	4:34	Landon Ferraro	1/7/15 vs. Charlotte	2-2	1:18
Stacy Roest	4/28/03 vs. Chicago*	4-3	16:59	Nathan Paetsch	2/6/15 vs. Rochester	5-4	2:03
Stacy Roest	5/19/03 at Houston*	5-4	26:35	Andy Miele	2/18/15 vs. Milwaukee	4-3	2:09
Mark Mowers	5/21/03 vs. Houston*	2-1	5:12	Andreas Athanasiou	2/20/15 vs. Hamilton	3-2	4:45
Kevin Miller	10/11/03 at Chicago	3-2	1:02	Andy Miele	10/11/15 at Chicago	3-2	1:27
Kevin Miller	10/19/03 at Hamilton	4-3	4:16	Andy Miele	4/11/15 at San Antonio	2-1	3:44
Jiri Hudler	11/10/04 vs. Cleveland	4-3	2:27	Tyler Bertuzzi	5/14/15 at Rockford*	2-1	0:13
Hugo Boisvert	1/16/04 vs. Chicago	4-3	2:44	Andreas Athanasiou	5/29/15 vs. Utica*	3-2	5:05
Kevin Miller	1/17/04 vs. St. John's	2-1	2:40	Mitch Callahan	3/7/15 vs. Lake Erie	3-2	2:02
Kory Karlander	2/20/04 vs. Hamilton	2-1	2:40	Xavier Ouellet	12/13/15 at Iowa	4-3	2:33
Jiri Hudler	10/24/04 at San Antonio	4-3	0:28	Nick Jensen	1/15/16 vs. Lake Erie	1-0	2:08
Eric Manlow	11/27/04 at Chicago	3-2	1:30	Ryan Sproul	1/20/16 at Lake Erie	3-2	3:32
Kip Miller	2/26/05 vs. San Antonio	2-1	1:33	Tomas Nosek	2/6/16 vs. Rockford	4-3	0:59
Darryl Bootland	3/5/05 at Chicago	3-2	0:24	Andy Miele	2/28/16 vs. Chicago	4-3	4:25
Blake Sloan	3/11/05 vs. Manitoba	3-2	0:30	Mark Zengerle	3/2/16 vs. Rockford	2-1	0:39
Tomas Kopecky	3/23/05 at Milwaukee	4-3	1:59	Eric Tangradi	3/19/16 at Texas	6-5	0:42
Jiri Hudler	12/05/05 vs. Milwaukee	5-4	4:40	Joe Hicketts	1/12/16 at Milwaukee	4-3	1:53
Donald MacLean	1/14/06 vs. Milwaukee	3-2	0:35	Matt Lorito	12/7/16 vs. Chicago	6-5	1:56
Bryan Helmer	2/3/06 at Milwaukee	5-4	1:24	Martin Frk	1/18/17 at Iowa	3-2	1:34
Jiri Hudler	3/8/06 vs. Peoria	5-4	4:32	Evgeny Svechnikov	3/17/17 vs. Chicago	5-4	1:51
Donald MacLean	3/18/06 vs. Toronto	4-3	2:59	Ben Street	3/18/17 at Chicago	3-2	3:49
Bryan Helmer	3/31/06 at Manitoba	5-4	3:37	Axel Holmstrom	4/5/17 at Manitoba	2-1	2:11
Jiri Hudler	4/21/06 vs. Toronto*	6-5	42:21	Eric Tangradi	4/14/17 vs. Charlotte	3-2	1:33
Matt Ellis	4/28/06 at Toronto*	2-1	20:11	Tomas Nosek	4/21/17 vs. Milwaukee*	4-3	9:32
Eric Manlow	5/9/06 at Manitoba*	5-4	6:38	Kyle Criscuolo	4/26/17 at Milwaukee*	3-2	10:03
Kip Miller	3/31/07 vs. Chicago	2-1	4:06	Ben Street	6/3/17 vs. Syracuse*	6-5	27:02
Matt Ellis	4/23/07 vs. Manitoba*	2-1	12:39	Matthew Ford	12/31/17 vs. Milwaukee	4-3	1:20
Tony Voce	4/27/07 vs. Manitoba*	4-3	4:20	Filip Hronek	1/8/18 at Manitoba	3-2	3:21
Carl Corazzini	10/13/07 at Manitoba	4-3	1:51	Matt Lorito	2/9/18 vs. San Antonio	4-3	3:16
Evan McGrath	4/12/08 vs. Manitoba	3-2	2:18	Eric Tangradi	3/16/18 vs. Rockford	4-3	3:53
Jason Jozsa	11/23/08 at Iowa	5-4	1:20	Carter Camper	11/17/18 vs. Manitoba	3-2	0:35
Justin Abdelkader	1/21/09 vs. Toronto	3-2	3:03	Filip Hronek	11/24/18 at Chicago	4-3	2:36
Doug Janik	11/13/09 vs. Milwaukee	3-2	1:21	Filip Hronek	11/26/18 at Iowa	3-2	2:53
Jordan Owens	1/18/11 at Texas	4-3	3:11	Carter Camper	1/23/19 vs. Manitoba	2-1	3:37
Landon Ferraro	11/29/11 at Toronto	4-3	4:11	Filip Zadina	2/16/19 vs. San Antonio	3-2	0:48
Joakim Andersson	12/31/11 vs. Chicago	5-4	3:17	Taro Hirose	12/13/19 at Bakersfield	6-5	4:48
Brian Lashoff	1/7/12 at Abbotsford	2-1	3:59	Matthew Ford	1/24/20 vs. San Diego	4-3	1:06
Doug Janik	4/10/12 at Rochester	5-4	1:46	Dennis Cholowski	2/20/21 vs. Cleveland	2-1	1:05

\* Playoff game

## ALL-TIME OVERTIME GOALS - AGAINST

Don Biggs	4/22/98 vs. Cincinnati*	3-4	17:15	Clay Wilson	12/21/11 vs. Abbotsford	3-4	0:52
Sean Berens	4/26/00 vs. Cleveland*	1-2	2:01	Tyson Barrie	12/28/11 at Lake Erie	5-6	0:35
Steve Maltais	5/26/00 at Chicago*	3-4	17:34	Danny Syvret	12/30/11 vs. Peoria	3-4	4:49
Bubba Berenzweig	10/25/00 at Milwaukee	1-2	3:22	Bill Sweatt	2/15/12 at Chicago	3-4	0:18
Curtis Murphy	11/22/00 at Orlando	1-2	2:17	Michael Forney	3/7/12 at Texas	4-5	2:03
Dean Sylvester	3/29/01 vs. Orlando	2-3	2:01	Philippe Dupuis	4/7/12 at Toronto	2-3	0:45
Brad Lauer	4/4/01 at Utah	3-4	1:00	Brandon Pirri	10/27/12 vs. Rockford	5-6	0:58
Hugo Boisvert	5/3/01 vs. Orlando*	3-4	51:12	Sergey Andronov	1/12/13 vs. Rockford	2-3	2:30
Brian Pothier	5/9/01 vs. Orlando*	3-4	7:06	Taylor Chorney	3/17/13 at Peoria	2-3	0:30
Jeff Ulmer	11/28/02 at Binghamton	1-2	3:25	Jani Hakanpaa	4/13/13 vs. Peoria	3-4	0:20
J.P. Vigier	11/30/02 at Chicago	1-2	0:35	Trevor Smith	10/5/13 at Toronto	3-4	2:59
Tony Tuzzolino	5/12/03 vs. Houston*	2-3	5:29	John McFarland	1/26/14 at San Antonio	5-6	4:44
Derek MacKenzie	4/16/04 vs. Chicago*	3-4	0:58	Chris Mueller	5/16/14 vs. Texas*	2-3	3:18
Pierre-Marc Bouchard	11/5/04 vs. Houston	3-4	2:44	Phil Varone	11/28/14 at Rochester	3-4	6:02
Carlo Colaiacovo	3/2/05 vs. St. John's	2-3	2:29	Maxim Noreau	12/10/14 vs. Lake Erie	2-3	2:54
Ramzi Abid	12/31/05 vs. Chicago	3-4	4:44	Matt MacKenzie	2/7/15 vs. Rochester	3-4	3:06
Daniel Winnik	10/6/06 at San Antonio	4-5	3:18	Rocco Grimaldi	2/13/15 vs. San Antonio	4-5	5:30
Cal O'Reilly	11/10/06 vs. Milwaukee	2-3	0:52	Viktor Stalberg	3/6/15 at Milwaukee	2-3	0:15
Joel Lundqvist	12/20/06 vs. Iowa	3-4	2:42	Pat Cannone	1/17/16 vs. Chicago	3-4	2:29
Pat Leahy	12/29/06 at Milwaukee	1-2	3:00	Oliver Bjorkstrand	5/5/16 at Lake Erie*	2-3	12:23
Mark Mancari	2/28/07 at Rochester	2-3	1:42	Zach Werenski	5/16/16 vs. Lake Erie*	3-4	12:32
Cal O'Reilly	3/18/07 at Milwaukee	2-3	4:24	John Ramage	12/6/16 at Cleveland	2-3	2:28
Jon Awe	12/1/07 at Houston	3-4	1:30	Bobby Butler	12/16/17 vs. Milwaukee	1-2	3:25
Brett Sterling	12/22/07 vs. Chicago	3-4	4:39	Travis Morin	4/11/18 at Texas	2-3	1:44
Brian Willsie	10/11/08 at Lake Erie	3-4	1:18	Dylan Sikura	12/7/18 at Rockford	2-3	4:23
Robert Dietrich	10/31/08 at Milwaukee	2-3	2:59	Luke Johnson	12/14/18 vs. Rockford	2-3	2:31
Jeremy Williams	12/5/08 vs. Toronto	2-3	1:43	Kevin Stenlund	12/28/18 at Cleveland	2-3	1:34
Justin Fletcher	12/26/08 vs. Peoria	3-4	2:51	Luke Johnson	2/20/19 vs. Rockford	2-3	4:59
David Laliberte	1/9/09 vs. Philadelphia	3-4	2:22	Peter Holland	3/1/19 at Rockford	4-5	4:24
Andrew Archer	1/19/09 at Rockford	1-2	1:44	Matt Bartkowski	3/8/19 vs. Iowa	3-4	4:08
Ryan White	4/22/09 vs. Hamilton*	3-4	2:42	Lukas Radil	4/6/19 at San Jose	4-5	2:39
Jean-Michel Daoust	2/13/10 at Houston	0-1	0:55	Gerald Mayhew	10/30/19 vs. Iowa	3-4	0:33
Brian Connelly	2/15/10 at Rockford	1-2	1:39	Dmitry Sokolov	12/21/19 at Iowa	3-4	4:15
Mario Bliznak	3/6/10 vs. Manitoba	1-2	3:55	Joel L'Esperance	2/8/20 vs. Texas	3-4	1:29
Mathieu Beaudoin	12/5/10 vs. San Antonio	2-3	2:35	Dylan McLaughlin	3/13/21 vs. Rockford	1-2	2:14
Anthony Aiello	3/1/11 at Oklahoma City	5-6	0:36	Dylan McLaughlin	3/16/21 vs. Rockford	1-2	0:19
Colby Robak	11/18/11 vs. San Antonio	4-5	0:30	Brandon Duhaime	4/17/21 vs. Iowa	3-4	1:56

\* Playoff game

## GRIFFINS GOALTENDING RECORDS - REGULAR SEASON

### STARTS/GAMES/MINUTES PLAYED

Most Starts, Season:	64, Joey MacDonald, 2004-05
Most Games Played, Season:	66, Joey MacDonald, 2004-05
Most Minutes Played, Season:	3,754:40, Joey MacDonald, 2004-05
Consecutive Starts, Season:	24, Joey MacDonald, 2/25/05-4/9/05
Consecutive Games Played, Season:	31, Joey MacDonald, 2/4/05-4/9/05

### WINS/LOSSES/TIES

Most Wins, Season:	34, Joey MacDonald, 2004-05; Mike Fountain, 2000-01
Most Home Wins, Season:	19, Marc Lamothe, 2002-03; Mike Fountain, 2000-01
Most Road Wins, Season:	18, Joey MacDonald, 2004-05
Most Regulation Losses, Season:	28, Joey MacDonald, 2004-05
Most Home Regulation Losses, Season:	15, Joey MacDonald, 2004-05
Most Road Regulation Losses, Season:	17, Jimmy Howard, 2007-08
Most Overtime Wins, Season:	6, Joey MacDonald, 2004-05
Most Home Overtime Wins, Season:	3, Jared Coreau, 2015-16
Most Road Overtime Wins, Season:	4, Joey MacDonald, 2004-05
Most Overtime Losses, Season:	5, Harri Sateri, 2018-19; Tom McCollum, 2014-15; Jimmy Howard, 2006-07
Most Home Overtime Losses, Season:	4, Tom McCollum, 2014-15
Most Road Overtime Losses, Season:	3, Harri Sateri, 2018-19; Jimmy Howard, 2006-07; Mike Fountain, 2000-01
Most Shootout Wins, Season:	6, Joey MacDonald, 2004-05; Jani Hurme, 1999-00
Most Home Shootout Wins, Season:	4, Jimmy Howard, 2007-08; Mike Fountain, 1999-00; Ian Gordon, 1998-99
Most Road Shootout Wins, Season:	5, Jani Hurme, 1999-00
Most Shootout Losses, Season:	10, Pokey Reddick, 1996-97
Most Home Shootout Losses, Season:	7, Pokey Reddick, 1996-97
Most Road Shootout Losses, Season:	6, Patrick Lalime, 1997-98
Most Ties, Season:	8, Marc Lamothe, 2002-03
Most Home Ties, Season:	5, Marc Lamothe, 2003-04 and 2002-03
Most Road Ties, Season:	4, Simon Lajeunesse, 2001-02

### STREAKS

Longest Winning Streak:	12, Jimmy Howard, 2/25/06-3/31/06
Longest Winning Streak to Start Season:	6, Jared Coreau, 11/29/14-12/20/14; Tom McCollum, 10/4/13-11/6/13; Petr Mrazek, 11/3/12-11/23/12
Longest Home Winning Streak:	12, Jared Coreau, 10/21/15-1/15/16
Longest Road Winning Streak:	9, Joey MacDonald, 10/20/02-2/28/03
Longest Unbeaten Streak:	13, Marc Lamothe, 10/19/02-1/27/02 (9-0-4-0)
Longest Home Unbeaten Streak:	12, Jared Coreau, 10/21/15-1/15/16 (12-0-0)
Longest Road Unbeaten Streak:	9, Joey MacDonald, 10/20/02-2/28/03 (9-0-0-0)
Longest Point Streak:	15, Marc Lamothe, 10/19/02-1/30/02 (9-0-4-2)
Longest Home Point Streak:	(Overall) 13, Jared Coreau, 10/21/15-1/17/16 (12-0-1); Daniel Larsson, 10/26/08-2/20/09 (11-1-1); Mike Fountain, 2/20/00-12/13/00 (12-0-1)
(Single Season)	13, Jared Coreau, 10/21/15-1/17/16 (12-0-1); Daniel Larsson, 10/26/08-2/20/09 (11-1-1, inc. OTL and SOL)
Longest Road Point Streak:	10, Jimmy Howard, 11/20/05-3/31/06 (9-0-0-1)
Longest Losing Streak (Regulation Only):	8, Tom McCollum, 12/18/09-2/26/10
Longest Home Losing Streak (Regulation Only):	7, Joey MacDonald, 11/26/04-1/15/05
Longest Road Losing Streak (Regulation Only):	5, Petr Mrazek, 3/2/13-3/30/13; Tom McCollum, 12/18/09-2/26/10; Jimmy Howard, 3/8/08-4/6/08; Ian Gordon, 1/5/98-2/6/98
Longest Losing Streak (Regulation, OT or SO):	11, Tom McCollum, 12/18/09-3/13/10 (0-9-2)
Longest Home Losing Streak (Regulation, OT or SO):	7, Adam Berkhoeel, 10/21/07-1/12/08 (0-5-0-2); Joey MacDonald, 11/26/04-1/15/05 (0-7-0)
Longest Road Losing Streak (Regulation, OT or SO):	(Overall) 11, Tom McCollum, 12/18/09-10/10/10 (0-9-2)
(Single Season)	10, Tom McCollum, 12/18/09-4/10/10 (0-8-2)
Longest Winless Streak:	11, Tom McCollum, 12/18/09-3/13/10 (0-9-2)
Longest Home Winless Streak:	7, Adam Berkhoeel, 10/21/07-1/12/08 (0-5-0-2); Joey MacDonald, 11/26/04-1/15/05 (0-7-0)
Longest Road Winless Streak:	(Overall) 11, Tom McCollum, 12/18/09-10/10/10 (0-9-2)
(Single Season)	10, Tom McCollum, 12/18/09-4/10/10 (0-8-2)

**GOALS AGAINST**

Most Goals Against, Season:

Most Goals Against, Game:

Most Goals Against, Period:

Lowest Goals Against Average, Season:

**SAVES**

Most Saves, Season:

Most Saves, Game:

Most Saves, Home Game:

Most Saves, Road Game:

Most Saves, Shutout:

Most Saves, Period:

Most Saves, Home Period:

Most Saves, Road Period:

Highest Save Percentage, Season:

**SHUTOUTS**

Most Shutouts, Season:

Most Home Shutouts, Season:

Most Road Shutouts, Season:

Longest Shutout Streak:

Longest Shutout Streak, Home:

Longest Shutout Streak, Road:

Consecutive Games with a Shutout:

Consecutive Home Games with a Shutout:

Consecutive Road Games with a Shutout:

146, Jimmy Howard, 2007-08

8, Jordan Pearce, 11/27/10 at Chicago;

Jimmy Howard, 12/17/06 at Milwaukee;

Patrick Lalime, 3/22/98 at Cincinnati

6, Drew MacIntyre, 4/5/06 at Cleveland (2nd)

1.83, Martin Prusek, 2001-02

1,785, Joey MacDonald, 2004-05

52, Marc Lamothe, 3/13/03 at Houston

47, Jared Coreau, 12/31/14 vs. Rockford

52, Marc Lamothe, 3/13/03 at Houston

45, Jared Coreau, 3/13/16 at Chicago

25, Jared Coreau, 12/31/14 vs. Rockford (1st)

25, Jared Coreau, 12/31/14 vs. Rockford (1st)

24, Joey MacDonald, 10/16/04 at Chicago (3rd);

Marc Lamothe, 3/13/03 at Houston (3rd)

0.936, Joey MacDonald, 2003-04

6, Jared Coreau, 2015-16; Jimmy Howard, 2006-07;

Joey MacDonald, 2003-04; Marc Lamothe, 2002-03;

Mike Fountain, 2000-01; Pokey Reddick, 1996-97

5, Joey MacDonald, 2003-04; Pokey Reddick, 1996-97

4, Jared Coreau, 2015-16

160:06, Jared Coreau, 1/24/15-2/6/15

242:18, Joey MacDonald, 1/16/04-2/20/04

206:31, Jared Coreau, 2/14/16-3/29/16

2, Jared Coreau, 2/15/18-2/17/18; Petr Mrazek,

2/27/15-2/28/15; Jared Coreau, 1/29/15-1/30/15;

Daniel Larsson, 12/21/08-12/27/08; Jimmy Howard,

12/31/06-2/9/07; Joey MacDonald, 2/13/04-2/14/04;

Marc Lamothe, 11/12/02-11/15/02; Martin Prusek,

11/17/01-11/21/01; Jani Hurme, 1/13/00-1/20/00

3, Joey MacDonald, 1/23/04-2/14/04

3, Jared Coreau, 2/23/16-3/13/16

## ALL-TIME HAT TRICKS - FOR

Michel Picard	12/17/96 at Milwaukee (4-6 L)	Justin Abdelkader	10/26/08 vs. Norfolk (6-3 W)
Pavol Demitra	1/14/97 at Chicago (7-1 W)	Francis Lemieux	12/19/08 vs. Milwaukee (6-3 W)
Pavol Demitra	3/9/97 at Orlando (4-6 L)	Francis Lemieux	1/31/09 vs. Rochester (8-4 W)
Keyvn Adams	5/15/97 vs. Kansas City (6-3 W)	Darren Haydar	2/27/09 at Syracuse (5-6 L)
Greg Bullock	2/13/98 at Michigan (7-5 W)	Jamie Tardif	10/25/09 vs. Abbotsford (6-1 W)
Glen Metropolit	10/27/98 vs. Utah (4-0 W)	Jeremy Williams	4/10/10 at Chicago (4-6 L)
Petr Schastliiv	12/22/99 at Chicago (5-3 W)	Chris Minard	1/28/11 vs. Rockford (5-2 W)
Kevin Miller	2/11/00 vs. Houston (6-3 W)	Logan Pyett	2/27/11 at Hamilton (5-2 W)
Kevin Miller	3/24/00 vs. Milwaukee (5-3 W)	Francis Pare	3/5/11 vs. Rochester (5-2 W)
Michel Picard	5/2/00 at Cleveland (4-1 W)*	Chris Minard	2/12/12 vs. San Antonio (7-4 W)
Yves Sarault (4 goals)	5/19/00 at Cincinnati (10-1 W)*	Chris Minard	2/24/12 vs. Lake Erie (6-1 W)
Todd White	2/11/01 vs. Houston (5-2 W)	Chris Minard	3/31/12 vs. Oklahoma City (6-2 W)
Slava Butsayev	4/1/01 at Cleveland (8-0 W)	Joakim Andersson	4/4/12 vs. Texas (4-2 W)
Derek King (4 goals)	4/21/01 vs. Cleveland (7-4 W)*	Mitch Callahan	1/19/13 at Rockford (11-6 W)
Joe Murphy	10/16/01 at Cleveland (5-3 W)	Tomas Tatar	2/11/13 at Hamilton (5-1 W)
Kip Miller	10/24/01 vs. Cincinnati (10-5 W)	Chad Billins	2/24/13 vs. San Antonio (7-3 W)
Petr Schastliiv	11/17/01 vs. Milwaukee (4-0 W)	Adam Almuist	3/23/13 at Lake Erie (5-4 OTW)
Chris Bala	1/25/02 at Norfolk (7-1 W)	Tomas Jurco	11/15/13 vs. Rockford (5-3 W)
Tim Skarperud	3/22/02 at Milwaukee (4-3 OTW)	Mitch Callahan	11/20/13 vs. Milwaukee (5-0 W)
Jason Williams	1/31/03 at Milwaukee (4-3 W)	Tomas Jurco	5/13/14 vs. Texas (5-2 W)*
Nathan Robinson	12/17/03 vs. San Antonio (4-1 W)	Teemu Pulkkinen	1/29/15 at Iowa (6-0 W)
Kevin Miller	4/16/04 vs. Chicago (3-4 OTL)*	Teemu Pulkkinen	3/4/15 vs. Oklahoma City (7-1 W)
Jiri Hudler	10/24/04 at San Antonio (4-3 OTW)	Teemu Pulkkinen	5/6/15 vs. Rockford (5-3 W)*
Kip Miller	4/7/05 at San Antonio (7-4 W)	Tomas Jurco	11/20/15 vs. San Diego (7-4 W)
Jiri Hudler	10/19/05 at San Antonio (6-3 W)	Eric Tangradi	12/5/15 vs. Lake Erie (4-1 W)
Donald MacLean	11/22/05 at Manitoba (4-2 W)	Colin Campbell	12/26/15 at Lake Erie (7-3 W)
Donald MacLean	12/22/05 vs. Hershey (6-4 W)	Mitch Callahan	2/5/16 at Rockford (9-1 W)
Donald MacLean	1/14/06 vs. Milwaukee (3-2 OTW)	Anthony Mantha	2/17/16 vs. Milwaukee (4-1 W)
Donald MacLean	1/18/06 vs. Iowa (6-3 W)	Tyler Bertuzzi	5/14/16 at Lake Erie (6-1 W)*
Kent McDonell	2/4/06 vs. Syracuse (7-1 W)	Anthony Mantha	10/18/16 at Iowa (4-3 W)
Tomas Kopecky	2/16/06 at Cleveland (9-2 W)	Mitch Callahan	5/8/17 vs. Chicago (6-3 W)*
Darryl Bootland	3/8/06 vs. Peoria (5-4 OTW)	Matt Lorito	10/27/18 vs. Chicago (5-3 W)
Donald MacLean	4/8/06 at Syracuse (6-0 W)	Dominic Turgeon	2/17/18 at Manitoba (5-0 W)
Matt Ellis	2/16/07 vs. San Antonio (5-2 W)	Colin Campbell	4/14/18 vs. Cleveland (6-4 W)
Jamie Tardif	3/3/07 at Syracuse (3-5 L)	Wade Megan	2/15/19 vs. San Antonio (5-1 W)
Matt Ellis	4/21/07 at Manitoba (4-1 W)*	Matt Puempel	10/25/19 vs. Manitoba (4-1 W)
Mark Hartigan	11/9/07 at Rockford (5-6 SOL)	Matt Puempel	1/5/20 at San Antonio (4-5 L)
Darren McCarty	2/15/08 vs. Lake Erie (6-3 W)		

## ALL-TIME HAT TRICKS - AGAINST

Len Barrie	10/22/96 at San Antonio (2-5 L)	Mathias Tjarnqvist	1/18/06 vs. Iowa (6-3 W)
Len Barrie	11/2/96 vs. San Antonio (0-6 L)	Ryan Ramsay	2/23/07 at Peoria (4-3 SOW)
Scott Thomas	12/31/96 vs. Cincinnati (4-8 L)	Jason Jaffray	5/1/07 at Manitoba (1-4 L)*
Dave Chyzowski	1/3/97 vs. Indianapolis (2-6 L)	Jason Krog	1/16/09 vs. Manitoba (4-6 L)
John LeBlanc	1/22/97 vs. Fort Wayne (4-5 L)	Tim Stapleton (4 goals)	2/8/09 at Toronto (5-10 L)
Brett Harkins	12/18/97 at Cleveland (2-5 L)	Andre Deveaux	2/8/09 at Toronto (5-10 L)
Marty Fichel	2/13/98 at Michigan (7-5 W)	Rob Sirianni	3/28/09 at Philadelphia (4-7 L)
Todd White	2/28/98 at Indianapolis (5-6 SOL)	Jonathan Matsumoto	3/28/09 at Philadelphia (4-7 L)
Gilbert Dionne	3/22/98 at Cincinnati (1-8 L)	David Desharnais	4/3/09 at Hamilton (3-6 L)
Sean Berens	12/10/98 vs. Las Vegas (3-6 L)	Brock Trotter	1/9/10 at Hamilton (2-5 L)
Stan Drulia	1/15/99 at Detroit (5-4 SOW)	David Desharnais	2/19/10 vs. Hamilton (3-4 L)
Mark Mowers	1/23/99 at Milwaukee (3-4 L)	Krys Kolanos	10/28/11 vs. Abbotsford (1-5 L)
Eric Boguniecki (4 goals)	2/17/99 at Fort Wayne (4-6 L)	Mark Mancari	12/31/11 vs. Chicago (5-4 OTW)
Scott Pearson	4/2/99 vs. Chicago (7-6 SOW)	Hugh Jessiman	12/28/11 at Lake Erie (5-6 OTL)
Rob Kenny	4/10/99 at Orlando (1-5 L)	T.J. Brennan	10/5/13 at Toronto (3-4 OTL)
Dave Chyzowski	1/28/00 at Kansas City (1-4 L)	Mark McNeill	11/8/14 at Rockford (1-3 L)
J.P. Vigier	5/6/01 at Orlando (3-5 L)*	Viktor Stalberg	3/6/15 at Milwaukee (2-3 OTL)
Jonathan Cheechoo	12/8/01 at Cleveland (5-3 W)	Sven Baertschi	5/28/15 vs. Utica (1-4 L)*
Jon Sim	12/14/01 at Utah (2-4 L)	Pat Cannone	1/17/16 vs. Chicago (3-4 OTL)
Steve Maltais	4/15/02 vs. Chicago (1-5 L)*	Gemel Smith	3/8/17 at Texas (4-5 L)
Greg Classen	11/2/02 vs. Milwaukee (3-3 T)	Chandler Stephenson	10/21/17 vs. Hershey (2-4 L)
Wyatt Smith	12/28/02 vs. Milwaukee (1-6 L)	Brooks Macek	10/13/18 at Chicago (1-5 L)
Derek MacKenzie	4/23/04 at Chicago (2-8 L)*	Colton Hargrove	3/20/19 at Texas (3-6 L)
Brad Leeb	12/8/04 at St. John's (5-4 W)	Luke Kunin	4/10/19 vs. Iowa (3-7 L)
Joffrey Lupul	12/28/04 vs. Cincinnati (4-5 L)	Seth Griffith	11/3/19 at Manitoba (4-7 L)
Roman Voloshenko (4 goals)	10/21/05 at Houston (3-7 L)	David Cotton	5/12/21 vs. Chicago (0-7 L)
Brad Winchester	11/26/05 vs. Hamilton (5-6 SOL)		

\* Playoff game

## ALL-TIME SHUTOUTS - FOR

Pokey Reddick (30 saves)	10/5/96 at Indianapolis (1-0 W)	Jimmy Howard (23)	11/3/06 vs. Manitoba (4-0 W)
Pokey Reddick (20)	10/24/96 vs. Michigan (2-0 W)	Stefan Liv (24)	12/30/06 vs. Hamilton (2-0 W)
Pokey Reddick (32)	11/15/96 vs. Cleveland (2-0 W)	Jimmy Howard (32)	12/31/06 vs. Rochester (3-0 W)
Pokey Reddick (28)	12/26/96 vs. Detroit (7-0 W)	Stefan Liv (28)	1/10/07 vs. Peoria (3-0 W)
Pokey Reddick (30)	1/10/97 vs. Utah (1-0 W)	Jimmy Howard (28)	2/9/07 at Iowa (4-0 W)
Pokey Reddick (26)	3/28/97 vs. Indianapolis (0-1 SOL)	Jimmy Howard (25)	2/24/07 vs. Hamilton (1-0 SOW)
Patrick Lalime (29)	12/14/97 at Quebec (0-1 SOL)	Jimmy Howard (26)	3/9/07 at Omaha (1-0 W)
Ian Gordon (26)	1/3/98 at Cincinnati (2-0 W)	Jimmy Howard (29)	4/6/07 vs. Toronto (4-0 W)
Patrick Lalime (33)	4/8/98 at Cleveland (3-0 W)	Jimmy Howard (22)	12/2/07 at Milwaukee (1-0 W)
Ian Gordon (33)	10/9/98 vs. Kansas City (2-0 W)	Jimmy Howard (26)	12/7/07 vs. Syracuse (2-0 W)
Neil Little (38)	10/27/98 vs. Utah (4-0 W)	Adam Berkhof (18)	2/23/08 vs. Manitoba (1-0 W)
Ian Gordon (29)	11/7/98 vs. Milwaukee (5-0 W)	Daniel Larsson (16)	11/11/08 vs. Houston (1-0 W)
Neil Little (41)	12/26/98 at Michigan (4-0 W)	Daniel Larsson (29)	11/30/08 at Chicago (1-0 W)
Neil Little (22)	4/18/99 at Detroit (1-0 SOW)	Jimmy Howard (28)	12/20/08 vs. Milwaukee (2-0 W)
Jani Hurme (25)	11/12/99 vs. Milwaukee (5-0 W)	Daniel Larsson (38)	12/21/08 at Rochester (6-0 W)
Jani Hurme (27)	12/28/99 vs. Cleveland (1-0 W)	Daniel Larsson (23)	12/27/08 vs. Lake Erie (2-0 W)
Jani Hurme (36)	1/13/00 vs. Cincinnati (4-0 W)	Jimmy Howard (24)	12/31/08 vs. Iowa (6-0 W)
Jani Hurme (27)	1/20/00 vs. Michigan (5-0 W)	Daniel Larsson (27)	1/10/09 vs. Philadelphia (4-0 W)
Mike Fountain (39)	2/1/00 at Cincinnati (1-0 W)	Jimmy Howard (43)	1/24/09 vs. Quad City (1-0 SOW)
Mike Fountain (34)	3/3/00 at Cleveland (3-0 W)	Jimmy Howard (21)	4/5/09 at Rochester (3-0 W)
Mike Fountain (12)	3/31/00 at Houston (1-0 W)	Daniel Larsson (34)	10/29/09 vs. Houston (2-0 W)
Jani Hurme (19)	4/27/00 vs. Cleveland (2-0 W)*	Joey MacDonald (25)	10/15/10 at Manitoba (1-0 W)
Chad Alban (20)	10/21/00 vs. Orlando (1-0 W)	Tom McCollum (23)	11/10/10 vs. Milwaukee (0-1 SOL)
Mike Fountain (26)	11/25/00 vs. Cincinnati (3-0 W)	Jordan Pearce (36)	3/8/11 at Peoria (3-0 W)
Mike Fountain (39)	12/8/00 at Milwaukee (4-0 W)	Joey MacDonald (31)	10/18/11 at Hamilton (3-0 W)
Mathieu Chouinard (18)	1/12/01 vs. Detroit (1-0 W)	Joey MacDonald (27)	11/21/11 vs. Lake Erie (3-0 W)
Mike Fountain (36)	1/17/01 vs. Manitoba (1-0 SOW)	Jordan Pearce (29)	11/11/11 at Hamilton (8-0 W)
Mike Fountain (17)	2/21/01 vs. Cincinnati (5-0 W)	Joey MacDonald (21)	1/20/12 vs. Lake Erie (5-0 W)
Mike Fountain (25)	4/1/01 at Cleveland (8-0 W)	Tom McCollum (20)	12/7/12 at Chicago (3-0 W)
Mike Fountain (18)	4/7/01 vs. Detroit (6-0 W)	Petr Mrazek (32)	2/2/13 vs. Abbotsford (1-0 W)
Mike Fountain (32)	4/25/01 at Cleveland (3-0 W)*	Tom McCollum (28)	2/6/13 vs. Houston (2-0 W)
Mathieu Chouinard (12)	10/13/01 vs. Hershey (2-0 W)	Petr Mrazek (24)	5/4/13 vs. Houston (7-0 W)*
Martin Prusek (27)	11/17/01 vs. Milwaukee (4-0 W)	Petr Mrazek (25)	5/10/13 at Toronto (7-0 W)*
Martin Prusek (29)	11/21/01 at Wilkes-Barre/Scranton (3-0 W)	Petr Mrazek (40)	6/1/13 at Oklahoma City (4-0 W)*
Simon Lajeunesse (23)	1/20/02 at Chicago (1-0 W)	Petr Mrazek (37)	6/2/13 at Oklahoma City (3-0 W)*
Simon Lajeunesse (15)	1/29/02 vs. Milwaukee (4-0 W)	Petr Mrazek (16)	11/20/13 vs. Milwaukee (5-0 W)
Mathieu Chouinard (24)	2/9/02 vs. Hamilton (1-0 W)	Tom McCollum (31)	12/14/13 vs. Milwaukee (5-0 W)
Martin Prusek (13)	2/15/02 vs. Hamilton (2-0 W)	Tom McCollum (35)	1/17/14 vs. Abbotsford (3-0 W)
Simon Lajeunesse (26)	3/2/02 vs. Milwaukee (1-0 W)	Petr Mrazek (29)	2/23/14 vs. Milwaukee (1-0 SOW)
Martin Prusek (30)	3/6/02 at Houston (0-0 T)	Petr Mrazek (16)	3/7/14 vs. Iowa (4-0 W)
Martin Prusek (17)/	4/19/02 at Chicago (3-0 W)*	Jared Coreau (31)	12/6/14 at Rockford (4-0 W)
Simon Lajeunesse (0)		Jared Coreau (38)	1/29/15 at Iowa (6-0 W)
Marc Lamothe (15)	11/12/02 vs. Manitoba (4-0 W)	Jared Coreau (28)	1/30/15 at Milwaukee (3-0 W)
Marc Lamothe (34)	11/15/02 vs. Houston (3-0 W)	Petr Mrazek (26)	2/21/15 vs. Hamilton (2-0 W)
Marc Lamothe (30)	12/21/02 at Cleveland (1-0 W)	Petr Mrazek (25)	2/27/15 at Milwaukee (4-0 W)
Joey MacDonald (33)	1/17/03 vs. Cincinnati (3-0 W)	Petr Mrazek (27)	2/28/15 at Chicago (5-0 W)
Marc Lamothe (32)	1/28/03 vs. Houston (7-0 W)	Tom McCollum (34)	3/27/15 at Texas (2-0 W)
Joey MacDonald (28)	2/23/03 at Houston (6-0 W)	Jared Coreau (22)	11/27/15 at Milwaukee (6-0 W)
Marc Lamothe (26)	3/15/03 at San Antonio (2-0 W)	Jared Coreau (23)	12/31/15 vs. Milwaukee (3-0 W)
Marc Lamothe (32)	3/30/03 vs. Hershey (2-0 W)	Jared Coreau (30)	1/15/16 vs. Lake Erie (1-0 OTW)
Joey MacDonald (34)	4/2/03 at Utah (2-0 W)	Jared Coreau (28)	2/23/16 at Chicago (5-0 W)
Marc Lamothe (26)	5/2/03 at Chicago (2-0 W)*	Tom McCollum (29)	2/27/16 vs. Iowa (3-0 W)
Marc Lamothe (17)	11/26/03 at Chicago (3-0 W)	Jared Coreau (29)	3/4/16 at Charlotte (4-0 W)
Marc Lamothe (35)	11/30/03 at Cincinnati (2-0 W)	Jared Coreau (45)	3/13/16 at Chicago (4-0 W)
Marc Lamothe (29)	12/26/03 vs. Cincinnati (3-0 W)	Jared Coreau (30)	11/11/16 vs. Rockford (3-0 W)
Joey MacDonald (26)	1/23/04 vs. San Antonio (5-0 W)	Eddie Pasquale (27)	12/21/16 vs. Milwaukee (3-0 W)
Marc Lamothe (30)	2/4/04 vs. Cincinnati (1-0 W)	Eddie Pasquale (31)	1/13/17 at Milwaukee (3-0 W)
Joey MacDonald (22)	2/13/04 vs. Manitoba (4-0 W)	Cal Heeter (35)	1/21/17 vs. Cleveland (5-0 W)
Joey MacDonald (35)	2/14/04 vs. Houston (3-0 W)	Eddie Pasquale (18)	2/18/17 vs. San Antonio (6-0 W)
Joey MacDonald (33)	2/26/04 vs. Utah (2-0 W)	Jimmy Howard (21)	3/7/17 at San Antonio (3-0 W)
Joey MacDonald (26)	3/13/04 vs. Cincinnati (1-0 W)	Jared Coreau (32)	3/11/17 at San Jose (0-1 SOL)
Joey MacDonald (39)	4/4/04 at Toronto (6-0 W)	Eddie Pasquale (37)	3/25/17 at Rockford (4-0 W)
Joey MacDonald (20)	10/26/04 vs. Rochester (4-0 W)	Jared Coreau (28)	2/15/18 at Manitoba (1-0 W)
Joey MacDonald (23)	11/12/04 vs. Houston (1-0 W)	Jared Coreau (38)	2/17/18 at Manitoba (5-0 W)
Joey MacDonald (33)	11/20/04 vs. Cleveland (5-0 W)	Tom McCollum (21)	3/11/18 at Hershey (3-0 W)
Joey MacDonald (32)	12/3/04 at Milwaukee (1-0 W)	Jared Coreau (25)	4/26/18 vs. Manitoba (3-0 W)*
Drew MacIntyre (26)	1/9/05 at Cleveland (4-0 W)	Patrik Rybar (24)	1/19/19 vs. Milwaukee (3-0 W)
Joey MacDonald (22)	3/29/05 vs. Cleveland (5-0 W)	Patrik Rybar (30)	3/9/19 at Milwaukee (4-0 W)
Jimmy Howard (23)	1/21/05 at Milwaukee (5-0 W)	Calvin Pickard (26)	10/23/19 vs. Milwaukee (3-0 W)
Joey MacDonald (23)	2/10/06 vs. Philadelphia (4-0 W)	Calvin Pickard (23)	1/10/20 vs. Manitoba (1-0 W)
Joey MacDonald (33)	2/22/06 at Rochester (4-0 W)	Calvin Pickard (35)	3/7/20 vs. Rockford (3-0 W)
Jimmy Howard (31)	4/8/06 at Syracuse (6-0 W)	Kaden Fulcher (22)	5/11/21 at Cleveland (2-0 W)

\* Playoff game

## ALL-TIME SHUTOUTS - AGAINST

Bruce Racine (28 saves)	11/2/96 vs. San Antonio (0-6 L)	Adam Dennis (33)	2/10/08 at Rochester (0-1 L)
Todd MacDonald (24)	1/25/97 at Cincinnati (0-3 L)	Justin Pogge (24)	4/2/08 at Toronto (0-2 L)
Allan Bester (23)	3/11/97 at Orlando (0-4 L)	Matt Keetley (35)	1/24/09 vs. Quad City (1-0 SOW)
Jimmy Waite (24)	3/28/97 vs. Indianapolis (0-1 SOL)	Matt Climie (25)	10/15/09 at Texas (0-2 L)
Jeff Reese (1)/Rich Parent (19)	3/30/97 at Detroit (0-5 L)	Peter Mannino (32)	1/29/10 vs. Chicago (0-3 L)
Ryan Bach (22)	11/25/97 vs. Houston (0-3 L)	Barry Brust (22)	2/13/10 at Houston (0-1 OTL)
Tom Draper (22)	12/14/97 at Quebec (0-1 SOL)	Cory Schneider (38)	3/21/10 at Manitoba (0-4 L)
Kevin Weekes (36)	12/29/97 vs. Fort Wayne (0-1 L)	Tyler Plante (37)	3/31/10 vs. Rochester (0-3 L)
Jeff Reese (23)	1/5/98 at Detroit (0-2 L)	Mark Dekanich (35)	11/10/10 vs. Milwaukee (0-1 SOL)
Konstantin Simchuk (21)	1/14/98 at Las Vegas (0-2 L)	Jason Bacashihua (29)	11/17/10 at Lake Erie (0-3 L)
Philippe DeRouville (27)	1/16/98 at Utah (0-3 L)	Anton Khudobin (28)	11/19/10 vs. Houston (0-5 L)
Allan Bester (23)	2/17/98 vs. Orlando (0-2 L)	Jake Allen (30)	1/11/11 vs. Peoria (0-2 L)
David Littman (23)	10/29/98 at Orlando (0-4 L)	Alec Richards (22)	1/8/11 at Rockford (0-6 L)
Tyler Moss (30)	3/25/99 vs. Orlando (0-5 L)	Leland Irving (22)	4/2/11 at Abbotford (0-1 L)
Andrei Trefilov (19)	4/18/99 at Detroit (1-0 SOW)	Leland Irving (27)	4/8/11 vs. Abbotford (0-6 L)
Mike O'Neill (34)	2/18/00 at Michigan (0-1 L)	Cedrick Desjardins (37)	12/17/11 at Lake Erie (0-3 L)
Marty Turco (34)	2/25/00 vs. Michigan (0-2 L)	Nathan Lawson (25)	3/4/12 at Hamilton (0-1 L)
Jean-Marc Pelletier (26)	3/17/00 at Cincinnati (0-2 L)	Ben Scrivens (31)	3/16/12 vs. Toronto (0-2 L)
Ian Gordon (38)	5/4/00 vs. Cleveland (0-2 L)*	Jake Allen (33)	12/14/12 vs. Peoria (0-3 L)
Andrei Trefilov (32)	5/28/00 at Chicago (0-4 L)*	Jussi Rynnäs (31)	12/16/12 at Toronto (0-5 L)
Johan Hedberg (33)	1/17/01 vs. Manitoba (1-0 SOW)	Justin Peters (28)	1/16/13 at Charlotte (0-1 L)
Jean-Marc Pelletier (30)	2/6/01 at Cincinnati (0-3 L)	Darcy Kuemper (28)	1/25/13 vs. Houston (0-1 L)
Norm Maracle (16)	5/12/01 at Orlando (0-2 L)*	Calvin Pickard (29)	4/20/13 at Lake Erie (0-1 L)
Wade Flaherty (32)	10/5/01 vs. Utah (0-3 L)	Darcy Kuemper (36)	4/26/13 at Houston (0-3 L)*
Jan Lasak (32)	11/16/01 vs. Milwaukee (0-1 L)	John Muse (30)	10/25/13 vs. Charlotte (0-5 L)
Ilya Bryzgalov (31)	12/28/01 at Cincinnati (0-3 L)	Sami Aittokallio (19)	2/5/14 vs. Lake Erie (0-4 L)
Martin Brochu (37)	1/16/02 vs. Manitoba (0-4 L)	Jacob Markstrom (28)	2/15/14 vs. San Antonio (0-3 L)
Jamie McLennan (26)	2/20/02 vs. Houston (0-2 L)	Scott Darling (29)	2/23/14 vs. Milwaukee (1-0 SOW)
Tom Askey (21)	3/1/02 vs. Rochester (0-1 L)	John Muse (30)	4/10/14 at Charlotte (0-3 L)
Jamie McLennan (27)	3/6/02 at Houston (0-0 T)	Cristopher Nilstorp (30)	5/10/14 at Texas (0-4 L)*
Alfie Michaud (31)	3/15/02 at Manitoba (0-5 L)	Calvin Pickard (37)	10/10/14 vs. Lake Erie (0-4 L)
Tom Askey (26)	3/27/02 at Rochester (0-3 L)	Magnus Hellberg (22)	11/7/14 at Milwaukee (0-4 L)
Tom Askey (36)	3/30/02 vs. Rochester (0-3 L)	Magnus Hellberg (26)	1/31/15 vs. Milwaukee (0-4 L)
Eric Fichaud (20)	12/13/02 vs. Hamilton (0-4 L)	Sam Brittain (22)	4/10/15 at San Antonio (0-2 L)
Seamus Kotyk (37)	2/9/03 at Cleveland (0-1 L)	Jacob Markstrom (21)	6/2/15 at Utica (0-2 L)*
Norm Maracle (20)	3/16/03 at Chicago (0-1 L)	Laurent Brossoit (31)	10/9/15 at Bakersfield (0-1 L)
Dimitri Patzold (19)	10/17/03 at Cleveland (0-2 L)	Calvin Pickard (35)	10/17/15 vs. San Antonio (0-4 L)
Travis Scott (22)	11/15/03 vs. San Antonio (0-2 L)	Marek Mazanec (30)	12/29/15 at Milwaukee (0-3 L)
Tyler Moss (27)	12/19/03 at Manitoba (0-3 L)	Nathan Lieween (42)	1/23/16 vs. Rochester (0-2 L)
Jason Bacashihua (37)	12/31/03 vs. Utah (0-1 L)	Garret Sparks (39)	1/27/16 vs. Toronto (0-4 L)
Brian Finley (32)	1/3/04 at Milwaukee (0-7 L)	Spencer Martin (31)	3/20/16 at San Antonio (0-2 L)
Mike Smith (24)	1/30/04 at Utah (0-1 L)	Leland Irving (37)	4/11/16 at Iowa (0-3 L)
Tyler Moss (23)	3/17/04 vs. Toronto (0-6 L)	Mac Carruth (31)	4/15/16 at Rockford (0-4 L)
Dan Ellis (18)	3/26/04 at Utah (0-4 L)	Michael Leighton (30)	10/29/16 at Charlotte (0-3 L)
Frederic Cassivi (29)	4/2/04 vs. Chicago (0-3 L)	Anton Forsberg (28)	12/30/16 at Cleveland (0-4 L)
Kari Lehtonen (37)	4/18/04 vs. Chicago (0-1 L)*	Troy Grosenick (22)	3/11/17 at San Jose (0-1 SOL)
Josh Harding (40)	11/6/04 vs. Houston (0-1 L)	Brad Thiesen (31)	4/8/17 vs. Cleveland (0-4 L)
Nolan Schaefer (28)	12/18/04 vs. Cleveland (0-2 L)	David Ritchie (36)	10/14/17 at Stockton (0-4 L)
Yann Danis (29)	12/31/04 vs. Hamilton (0-5 L)	Kasimir Kaskisuo (33)	11/3/17 vs. Chicago (0-2 L)
Nolan Schaefer (33)	1/8/05 at Cleveland (0-2 L)	Kasimir Kaskisuo (32)	1/6/18 at Chicago (0-2 L)
Tyler Moss (32)	1/26/05 at Edmonton (0-3 L)	Adin Hill (26)	4/6/18 at Tucson (0-3 L)
Alex Auld (18)	1/31/05 at Manitoba (0-2 L)	Ville Husso (28)	10/6/18 at San Antonio (0-4 L)
Frederic Cassivi (39)	2/19/05 at Cincinnati (0-3 L)	Josef Korenar (29)	1/25/19 at San Jose (0-4 L)
Brian Finley (38)	3/6/05 at Milwaukee (0-1 L)	Jared Koreau (29)	2/1/19 at San Antonio (0-2 L)
Tyler Moss (36)	3/18/05 vs. Edmonton (0-2 L)	Troy Grosenick (4/)	
Jean-Sebastien Aubin (20)	12/14/05 at Toronto (0-5 L)	Tom McCollum (20)	4/13/19 at Milwaukee (0-5 L)
Pekka Rinne (36)	5/18/06 vs. Milwaukee (0-4 L)*	Jake Oettinger (28)	10/19/19 at Texas (0-3 L)
Justin Pogge (49)	10/27/06 vs. Toronto (0-4 L)	Troy Grosenick (20)	11/23/19 at Milwaukee (0-5 L)
Curtis McElhinney (39)	1/12/07 vs. Omaha (0-4 L)	Troy Grosenick (21)	12/27/19 vs. Milwaukee (0-3 L)
Dov Grumet-Morris (36)	2/24/07 vs. Hamilton (1-0 SOW)	Oscar Dansk (20)	12/31/19 vs. Chicago (0-2 L)
Drew MacIntyre (23)	4/19/07 at Manitoba (0-1 L)*	Jake Oettinger (33)	1/4/20 at Texas (0-4 L)
Justin Pogge (31)	12/27/07 at Toronto (0-2 L)	Collin Delia (34)	3/6/20 at Rockford (0-4 L)
Jaroslav Halak (22)	12/31/07 vs. Hamilton (0-1 L)	Beck Warm (35)	5/12/21 vs. Chicago (0-7 L)
Pekka Rinne (15)	1/25/08 at Milwaukee (0-4 L)		
Tobias Stephan (32)	2/1/08 at Iowa (0-3 L)		

\* Playoff game

## GRIFFINS ALL-TIME LEADERS - REGULAR SEASON

## GRIFFINS ALL-TIME TOP TEN

Games Played			Goals			Assists		
1.	Travis Richards	655	1.	Michel Picard	158	1.	Michel Picard	222
2.	Brian Lashoff	513	2.	Francis Pare	102	2.	Travis Richards	182
3.	Mitch Callahan	365	3.	Mitch Callahan	94	3.	Francis Pare	135
4.	Michel Picard	364	4.	Tomas Tatar	87	4.	Kip Miller	133
5.	Francis Pare	363	5.	Eric Tangradi	85	5.	Derek King	130
6.	Nathan Paetsch	359	6.	Jamie Tardif	78	6.	Nathan Paetsch	121
7.	Louis-Marc Aubry	342	7.	Landon Ferraro	75	7.	Jiri Hudler	114
8.	Colin Campbell	319		Kip Miller	75	8.	Tomas Tatar	109
9.	Jamie Tardif	316	9.	Derek King	73	9.	Cory Emmerton	107
10.	Dominic Turgeon	306	10.	Darryl Bootland	72	10.	Joe Hicketts	102

## GRIFFINS SINGLE-SEASON TOP TEN

Games Played				Goals				Assists			
1.	Todd Hlushko	*82	1998-99	1.	Donald MacLean	*56	2005-06	1.	Jiri Hudler	60	2005-06
	Travis Richards	*82	1998-99	2.	Michel Picard	46	1996-97	2.	Jeff Nelson	55	1996-97
	Keven Adams	*82	1996-97	3.	Jiri Hudler	36	2005-06		Michel Picard	55	1996-97
	Jeff Nelson	*82	1996-97	4.	Teemu Pulkkinen	*34	2014-15	4.	Glen Metropolit	53	1998-99
	Michel Picard	*82	1996-97		Mark Mowers	34	2002-03	5.	Michel Picard	52	2002-03
6.	Danton Cole	81	1997-98		Jeff Nelson	34	1996-97	6.	Derek King	51	2000-01
	Ed Patterson	81	1997-98	7.	Slava Butsayev	33	2000-01	7.	Valtteri Filppula	50	2005-06
	Travis Richards	81	1997-98		Michel Picard	33	1999-00	8.	Adam Almquist	49	2013-14
	Todd Nelson	81	1996-97	9.	Jeremy Williams	32	2009-10		Darren Haydar	49	2008-09
10.	14 players tied	80			Tomas Kopecky	32	2005-06	10.	Eric Manlow	48	2005-06
					Michel Picard	32	2002-03		Stacy Roest	48	2002-03
					Derek King	32	2000-01				

## GRIFFINS YEAR-BY-YEAR LEADERS

Games Played			Goals			Assists		
2020-21	Barber/Hicketts	32	Riley Barber	20	Taro Hirose	23		
2019-20	Dominic Turgeon	*63	Chris Terry	21	Chris Terry	30		
2018-19	Elson/Shine/Turgeon	72	Chris Terry	29	Carter Camper	33		
2017-18	Elkins/McIlrath	76	Eric Tangradi	31	Ben Street	44		
2016-17	Kyle Crisculo	76	Martin Frk	27	Matt Lorito	34		
2015-16	Four players tied	75	Eric Tangradi	28	Andy Miele	44		
2014-15	Hoggan/Porter	*76	Teemu Pulkkinen	*34	Andy Miele	44		
2013-14	Adam Almquist	73	Teemu Pulkkinen	31	Adam Almquist	49		
2012-13	Billins/Evans/Hoggan	*76	Landon Ferraro	24	Gustav Nyquist	37		
2011-12	J. Johnson/Lashoff/Tatar	*76	Tomas Tatar	24	Conner/J. Johnson	37		
2010-11	Francis Pare	80	Jamie Tardif	27	Ilari Filppula	44		
2009-10	Logan Pyett	*80	Jeremy Williams	32	Janik/Jeremy Williams	31		
2008-09	Darren Haydar	79	Darren Haydar	31	Darren Haydar	49		
2007-08	Corazzini/Tardif	80	Carl Corazzini	24	Carl Corazzini	36		
2006-07	Dan Smith	*80	Matt Ellis	26	Kip Miller	47		
2005-06	Helmer/Manlow	*80	Donald MacLean	*56	Jiri Hudler	60		
2004-05	Helmer/Lebda	80	Eric Manlow	21	Niklas Kronwall	40		
2003-04	Boisvert/Van Drunen	*80	Kevin Miller	27	Michel Picard	37		
2002-03	Campbell/Van Drunen	*80	Mark Mowers	34	Michel Picard	52		
2001-02	David Hymovitz	*80	Petr Schastlivy	22	Kip Miller	35		
2000-01	Chris Neil	78	Slava Butsayev	33	Derek King	51		
1999-00	Ed Patterson	74	Michel Picard	33	Butsayev/Picard	35		
1998-99	Hlushko/Richards	*82	Glen Metropolit	28	Glen Metropolit	53		
1997-98	Cole/Patterson/Richards	81	Michel Picard	28	Michel Picard	41		
1996-97	K. Adams/J. Nelson/ Picard	*82	Michel Picard	46	J. Nelson/Picard	55		

\* Led League



## GRIFFINS ALL-TIME LEADERS - REGULAR SEASON

## GRIFFINS ALL-TIME TOP TEN

Points		Plus/Minus		Penalty Minutes	
1. Michel Picard	380	1. Travis Richards	+ 131	1. Darryl Bootland	1164
2. Travis Richards	238	2. Nathan Paetsch	+84	2. Bruce Ramsay	781
3. Francis Pare	237	3. Derek King	+71	3. Matt Ruchty	682
4. Kip Miller	208	4. Dave Van Drunen	+70	4. Chris Neil	655
5. Derek King	203	5. Robbie Russo	+61	5. Greg Amadio	574
6. Tomas Tatar	196	6. Slava Butsayev	+59	6. Travis Richards	502
7. Mitch Callahan	186	7. Michel Picard	+59	7. Ryan Barnes	493
8. Jiri Hudler	179	8. Todd Nelson	+53	8. Ed Patterson	457
9. Eric Tangradi	177	9. Nick Jensen	+51	9. Mitch Callahan	422
10. Cory Emmerton	157	10. Joel Kwiatkowski	+48	10. Dylan McIlrath	402

## GRIFFINS SINGLE-SEASON TOP TEN

Points		Plus/Minus		Penalty Minutes				
1. Michel Picard	101	1996-97	1. Ivan Ciernik	*+41	2000-01	1. Darryl Bootland	390	2005-06
2. Jiri Hudler	96	2005-06	2. Robbie Russo	*+40	2015-16	2. Matt Ruchty	364	1996-97
3. Jeff Nelson	89	1996-97	3. Slava Butsayev	+38	2000-01	3. Chris Neil	354	2000-01
4. Donald MacLean	88	2005-06	Derek King	+38	2000-01	4. Wade Brookbank	337	2001-02
5. Michel Picard	84	2002-03	Travis Richards	+38	2000-01	5. Darryl Bootland	336	2004-05
6. Derek King	*83	2000-01	6. Todd Nelson	*+36	1999-00	6. Darcy Simon	327	1996-97
7. Mark Mowers	81	2002-03	7. Travis Richards	+31	2002-03	7. Peter Vandermeer	310	2004-05
Glen Metropolit	81	1998-99	Dave Van Drunen	+31	2002-03	Bruce Ramsay	310	1997-98
9. Darren Haydar	80	2008-09	9. Nick Jensen	*+30	2014-15	9. Bruce Ramsay	306	1996-97
10. Eric Manlow	73	2005-06	Tomas Nosek	*+30	2014-15	10. Chris Neil	301	1999-00

## GRIFFINS YEAR-BY-YEAR LEADERS

Points		Plus/Minus		Penalty Minutes		
2020-21	Riley Barber	34	Turner Elson	+6	Dylan McIlrath	70
2019-20	Chris Terry	51	Turner Elson	+8	Givani Smith	75
2018-19	Chris Terry	61	Vili Saarjarvi	+19	Dylan McIlrath	98
2017-18	Ben Street	65	Filip Hronek	+24	Dylan McIlrath	119
2016-17	Matt Lorito	56	Eric Tangradi	+16	Dan Renouf	95
2015-16	Andy Miele	62	Robbie Russo	*+40	Tyler Bertuzzi	133
2014-15	Andy Miele	70	Jensen/Nosek	*+30	Chris Bruton	124
2013-14	Teemu Pulkkinen	59	Mitch Callahan	+23	Brennan Evans	111
2012-13	Gustav Nyquist	60	Jan Mursak	+15	Triston Grant	196
2011-12	J. Johnson/Nyquist/Tatar	58	Doug Janik	+19	Garnet Exelby	177
2010-11	Ilari Filppula	64	Meech/Mursak	+17	Greg Amadio	230
2009-10	Jeremy Williams	63	Francis Pare	+19	Paul Crosty	170
2008-09	Darren Haydar	80	Francis Pare	+23	Aaron Downey	126
2007-08	Carl Corazzini	60	Galvin/Ritola	+10	Kyle Quincey	149
2006-07	Kip Miller	72	Dan Smith	+13	Darryl Bootland	222
2005-06	Jiri Hudler	96	Nate DiCasmirro	+27	Darryl Bootland	390
2004-05	Niklas Kronwall	53	Bryan Helmer	+11	Darryl Bootland	336
2003-04	Michel Picard	54	Danny Groulx	+20	Barnes/Bootland	175
2002-03	Michel Picard	84	Richards/Van Drunen	+31	Ryan Barnes	151
2001-02	Kip Miller	56	John Gruden	+24	Wade Brookbank	337
2000-01	Derek King	*83	Ivan Ciernik	*+41	Chris Neil	354
1999-00	Michel Picard	68	Todd Nelson	*+36	Chris Neil	301
1998-99	Glen Metropolit	81	Robert Petrovicky	+15	Jared Bednar	220
1997-98	Michel Picard	69	Glen Metropolit	+19	Bruce Ramsay	310
1996-97	Michel Picard	101	Don McSween	+17	Matt Ruchty	364

## GRIFFINS ALL-TIME LEADERS - REGULAR SEASON

### GRIFFINS ALL-TIME TOP TEN

Power Play Goals			Shorthanded Goals			Game-Winning Goals		
1.	Michel Picard	40	1.	Matt Ellis	12	1.	Michel Picard	26
2.	Kip Miller	26	2.	Landon Ferraro	7	2.	Darryl Bootland	18
	Eric Tangradi	26		Eric Himelfarb	7	3.	Tomas Tatar	15
4.	Martin Frk	25		Tomas Nosek	7	4.	Eric Tangradi	14
	Derek King	25	5.	Kory Karlander	6	5.	Jiri Hudler	13
	Eric Manlow	25		Michel Picard	6		Kevin Miller	13
7.	Mitch Callahan	24	7.	Slava Butsayev	5	7.	Mitch Callahan	12
	Travis Richards	24		Colin Campbell	5		Landon Ferraro	12
9.	Matthew Ford	23		Turner Elson	5		Mark Mowers	12
	Donald MacLean	23		Darren Helm	5		Francis Pare	12
	Matt Puempel	23		Kip Miller	5		Petr Schastlivy	12
				Ryan Oulahan	5			
				Ed Patterson	5			
				Jamie Tardif	5			

### GRIFFINS SINGLE-SEASON TOP TEN

Power Play Goals			Shorthanded Goals			Game-Winning Goals		
1.	Donald MacLean	21 2005-06	1.	Matt Ellis	*5 2006-07	1.	Michel Picard	*12 1996-97
2.	Darren Haydar	16 2008-09		Eric Himelfarb	*5 2006-07	2.	Kevin Miller	10 2003-04
3.	Eric Manlow	15 2005-06	3.	Matt Ellis	4 2004-05	3.	Donald MacLean	*9 2005-06
	Kent McDonell	15 2005-06		Kory Karlander	*4 1998-99		Mark Mowers	9 2002-03
5.	Jeremy Williams	14 2009-10	5.	17 players tied	3	5.	Jiri Hudler	7 2005-06
6.	Jeff Nelson	13 1996-97				6.	Riley Barber	6 2020-21
7.	Matthew Ford	12 2017-18					Ben Street	6 2016-17
	Martin Frk	12 2016-17					Teemu Pulkkinen	6 2014-15
	Carl Corazzini	12 2007-08					Darryl Bootland	6 2006-07
	Glen Metropolit	12 1998-99					Darryl Bootland	6 2004-05
	Michel Picard	12 1996-97					Nathan Robinson	6 2003-04
							Michel Picard	6 2002-03
							Ivan Ciernik	6 2000-01
							Petr Schastlivy	6 1999-00
							Glen Metropolit	6 1998-99

### GRIFFINS YEAR-BY-YEAR LEADERS

	Power Play Goals	Shorthanded Goals	Game-Winning Goals
2020-21	Riley Barber 8	n/a	Riley Barber 6
2019-20	Chris Terry 11	Dominic Turgeon 2	Matt Puempel 4
2018-19	Matt Puempel 8	Turner Elson 3	Chris Terry 5
2017-18	Matthew Ford 12	Corey Elkins 2	Lorito/Tangradi 5
2016-17	Martin Frk 12	Nosek/Street 2	Ben Street 6
2015-16	Martin Frk 11	Campbell/Miele/Nosek 2	Eric Tangradi 5
2014-15	Teemu Pulkkinen 10	Ferraro/Nosek 3	Teemu Pulkkinen 6
2013-14	Teemu Pulkkinen 9	Cory Emmerton 3	Mitch Callahan 5
2012-13	Gustav Nyquist 9	Landon Ferraro 3	Andersson/Tatar 5
2011-12	J. Johnson/Nyquist 7	Conner/B. Smith 2	Ferraro/B. Smith 4
2010-11	Jamie Tardif 10	Jamie Tardif 3	Tomas Tatar 5
2009-10	Jeremy Williams 14	Logan Pyett 2	Patrick Rissmiller 4
2008-09	Darren Haydar 16	Darren Helm 3	Darren Haydar 5
2007-08	Carl Corazzini 12	Cullen/Helm 2	Carl Corazzini 5
2006-07	Ellis/Kip Miller 10	Ellis/Himelfarb *5	Darryl Bootland 6
2005-06	Donald MacLean 21	Ellis/Wilson 3	Donald MacLean *9
2004-05	Eric Manlow 10	Matt Ellis 4	Darryl Bootland 6
2003-04	Kevin Miller/N. Robinson 11	Boisvert/Kevin Miller 2	Kevin Miller 10
2002-03	Michel Picard 11	Stacy Roest 3	Mark Mowers 9
2001-02	Josh Langfeld 8	Kip Miller 3	Kip Miller/Schastlivy 5
2000-01	Derek King 10	Butsayev/King 3	Ivan Ciernik 6
1999-00	King/Kevin Miller 7	Butsayev/Picard 2	Petr Schastlivy 6
1998-99	Glen Metropolit 12	Kory Karlander *4	Glen Metropolit 6
1997-98	Mark Greig 9	Greig/Patterson 2	Sean Tallaire 5
1996-97	Jeff Nelson 13	Keayn Adams 3	Michel Picard *12

\* Led League

**GRIFFINS ALL-TIME LEADERS - REGULAR SEASON**

**GRIFFINS ALL-TIME TOP TEN**

First Goals		Overtime Goals		Unassisted Goals	
1. Michel Picard	39	1. Jiri Hudler	4	1. Robert Petrovicky	10
2. Francis Pare	17	Andy Miele	4	Michel Picard	10
3. Matt Puempel	15	3. Landon Ferraro	3	3. Eric Tangradi	9
4. Darryl Bootland	14	Filip Hronek	3	4. Landon Ferraro	8
Matt Ellis	14	Kevin Miller	3	Jeff Hoggan	8
Martin Frk	14	Eric Tangradi	3	6. Louis-Marc Aubry	7
7. Mark Mowers	13	7. Mitch Callahan	2	Darren Helm	7
Eric Tangradi	13	Carter Camper	2	Kip Miller	7
Jamie Tardif	13	Rob Collins	2	9. Matt Ellis	6
Tomas Tatar	13	Matthew Ford	2	Anthony Mantha	6
		Bryan Helmer	2	Jan Mursak	6
		Doug Janik	2	Ryan Oulahen	6
		Brian Lashoff	2	Jamie Tardif	6
		Matt Lorito	2		
		Donald MacLean	2		
		Kip Miller	2		
		Ryan Sproul	2		

**GRIFFINS SINGLE-SEASON TOP TEN**

First Goals		Overtime Goals		Unassisted Goals	
1. Mark Mowers	11 2002-03	1. Andy Miele	3 2014-15	1. Eric Tangradi	5 2017-18
2. Darren Haydar	9 2008-09	Kevin Miller	3 2003-04	Donald MacLean	5 2005-06
Michel Picard	9 1997-98	3. Carter Camper	2 2018-19	Robert Petrovicky	5 1999-00
Jeff Nelson	9 1996-97	Filip Hronek	2 2018-19	Robert Petrovicky	5 1998-99
5. Michel Picard	8 2002-03	Bryan Helmer	2 2005-06	5. Louis-Marc Aubry	4 2015-16
Michel Picard	8 1999-00	Jiri Hudler	2 2005-06	Landon Ferraro	4 2014-15
Michel Picard	8 1996-97	Donald MacLean	2 2005-06	Darren Helm	4 2008-09
8. Matt Puempel	7 2017-18	Rob Collins	2 2002-03	Chris Bala	4 2001-02
Ben Street	7 2016-17	9. 64 players tied	1	Kip Miller	4 2001-02
Cory Emmerton	7 2013-14			Michel Picard	4 1997-98
Francis Pare	7 2010-11				
Jeremy Williams	7 2009-10				
Matt Ellis	7 2006-07				

**GRIFFINS YEAR-BY-YEAR LEADERS**

	First Goals	Overtime Goals	Unassisted Goals
2020-21	Kyle Crisuolo 4	Dennis Cholowski 1	Riley Barber 2
2019-20	Puempel/Tangradi 4	Ford/Hirose 1	Elson/Tangradi 2
2018-19	Elson/Puempel/Terry 4	Camper/Hronek 2	Hronek/Terry/Zadina 2
2017-18	Matt Puempel 7	Four players tied 1	Eric Tangradi 5
2016-17	Ben Street 7	Seven players tied 1	Nosek/Street 2
2015-16	Frk/Mantha/Tangradi 5	Eight players tied 1	Louis-Marc Aubry 4
2014-15	Kevin Porter 6	Andy Miele 3	Landon Ferraro 4
2013-14	Cory Emmerton 7	Callahan/Emmerton 1	Callahan/Hoggan/Nestrasil 2
2012-13	Ferraro/Nyquist 5	Five players tied 1	Billins/Ferraro/Hoggan 3
2011-12	J. Johnson/Tatar 5	Four players tied 1	Conner/Nyquist/Lashoff 2
2010-11	Francis Pare 7	Jordan Owens 1	I. Filppula/Mursak 3
2009-10	Jeremy Williams 7	Doug Janik 1	Cory Emmerton 3
2008-09	Darren Haydar 9	Abdelkader/Jozsa 1	Darren Helm 4
2007-08	Corazzini/Hartigan 6	Corazzini/McGrath 1	Darren Helm 3
2006-07	Matt Ellis 7	Kip Miller 1	Ryan Oulahen 3
2005-06	Bootland/MacLean 6	Helmer/Hudler/MacLean 2	Donald MacLean 5
2004-05	Matt Ellis 4	Six players tied 1	Himelfarb/Sloan 2
2003-04	Groulx/King/Picard 5	Kevin Miller 3	Boisvert/Ellis 2
2002-03	Mark Mowers 11	Rob Collins 2	Boisvert/Koepcky 2
2001-02	Josh Langfeld 6	Langfeld/Schastliiv 1	Bala/Kip Miller 4
2000-01	Butsayev/Kip Miller/Roberts 5	Kwiatkowski/White 1	Five players tied 2
1999-00	Michel Picard 8	n/a	Robert Petrovicky 5
1998-99	Glen Metropolit 5	n/a	Robert Petrovicky 5
1997-98	Michel Picard 9	n/a	Michel Picard 4
1996-97	Jeff Nelson 9	n/a	K. Adams/Demitra/Picard 3

## GRIFFINS ALL-TIME LEADERS - REGULAR SEASON

### GRIFFINS ALL-TIME TOP TEN

Shootout Goals			Shootout Attempts			Shootout Percentage (Min. 4 SOA)		
1.	Travis Richards	15	1.	Travis Richards	42	1.	Chad Billins	1.000
2.	Evan McGrath	12	2.	Michel Picard	38		Dave Roberts	1.000
3.	Tomas Kopecky	11	3.	Evan McGrath	26		Todd Robinson	1.000
4.	Glen Metropolit	9		Glen Metropolit	26	4.	John Emmons	0.857
	Gustav Nyquist	9	5.	Danton Cole	22	5.	Joe Frederick	0.833
	Michel Picard	9		Tomas Kopecky	22	6.	Andy Miele	0.667
7.	Kip Miller	8		Francis Pare	22	7.	Josh Langfeld	0.600
	Jeff Nelson	8	8.	Cory Emmerton	21	8.	Valtteri Filppula	0.583
9.	Slava Butsayev	7		Jiri Hudler	21	9.	Pavol Demitra	0.571
	Valtteri Filppula	7		Tomas Tatar	21		Kip Miller	0.571
	Jiri Hudler	7						

### GRIFFINS SINGLE-SEASON TOP TEN

Shootout Goals			Shootout Attempts			Shootout Percentage (Min. 3 SOA)		
1.	Kip Miller	8 2006-07	1.	Travis Richards	16 1997-98	1.	Chad Billins	1.000 2012-12
	Jeff Nelson	8 1996-97		Jeff Nelson	16 1996-97		Todd Robinson	1.000 2004-05
3.	Valtteri Filppula	7 2005-06	3.	Glen Metropolit	15 1998-99		Dave Roberts	1.000 2000-01
4.	Tomas Kopecky	6 2005-06	4.	Jiri Hudler	14 2005-06	4.	John Emmons	0.833 1999-00
	Slava Butsayev	6 1999-00		Tomas Kopecky	14 2005-06		Joe Frederick	0.833 1998-99
	Glen Metropolit	6 1998-99		Slava Butsayev	14 1999-00	6.	Andy Miele	0.750 2014-15
	Travis Richards	6 1996-97	7.	Derek King	13 1999-00	7.	Luke Esposito	0.667 2017-18
8.	Eight players tied	5		Michel Picard	13 1999-00		Louis-Marc Aubry	0.667 2011-12
				Andrei Vasilyev	13 1998-99		Kip Miller	0.667 2006-07
				Mark Greig	13 1997-98		Tony Voce	0.667 2006-07
				Michel Picard	13 1996-97			
				Travis Richards	13 1996-97			

### GRIFFINS YEAR-BY-YEAR LEADERS

	Shootout Goals		Shootout Attempts		Shootout Percentage (Min. 3 SOA)	
2020-21	Riley Barber	1	Three players tied	1	n/a	
2019-20	Chris Terry	2	Matt Puempel	5	Taro Hirose	0.333
2018-19	Puempel/Terry	3	Chris Terry	8	Matt Puempel	0.500
2017-18	Axel Holmstrom	3	Holmstrom/Hronek	6	Luke Esposito	0.667
2016-17	Evgeny Svechnikov	3	Lorito/Svechnikov	7	Evgeny Svechnikov	0.429
2015-16	Andy Miele	1	Frk/Miele	2	n/a	
2014-15	Andy Miele	*3	Andy Miele	4	Andy Miele	0.750
2013-14	Adam Almquist	3	Adam Almquist	8	Brennan Evans	0.500
2012-13	Chad Billins	5	Nyquist/Tatar	7	Chad Billins	1.000
2011-12	Gustav Nyquist	4	Gustav Nyquist	7	Louis-Marc Aubry	0.667
2010-11	Ilari Filppula	5	Ilari Filppula	11	Ilari Filppula	0.455
2009-10	Jeremy Williams	4	Jeremy Williams	8	Jeremy Williams	0.500
2008-09	Ville Leino	4	Ville Leino	10	Ville Leino	0.400
2007-08	Carl Corazzini	4	Carl Corazzini	11	Evan McGrath	0.500
2006-07	Kip Miller	8	Kip Miller	12	Kip Miller/Voce	0.667
2005-06	Valtteri Filppula	7	Hudler/Kopecky	14	Valtteri Filppula	0.583
2004-05	Tomas Kopecky	5	Eric Himelfarb	9	Todd Robinson	1.000
2003-04	n/a		n/a		n/a	
2002-03	n/a		n/a		n/a	
2001-02	n/a		n/a		n/a	
2000-01	Dave Roberts	4	Derek King	5	Dave Roberts	1.000
1999-00	Slava Butsayev	6	Slava Butsayev	14	John Emmons	0.833
1998-99	Glen Metropolit	6	Glen Metropolit	15	Joe Frederick	0.833
1997-98	Travis Richards	5	Travis Richards	16	Michel Picard	0.364
1996-97	Jeff Nelson	8	Jeff Nelson	16	Pavol Demitra	0.571

## GRIFFINS ALL-TIME LEADERS - REGULAR SEASON

## GRIFFINS ALL-TIME TOP TEN

Shots			Shooting Percentage (Min. 135 Shots)		
1.	Michel Picard	1057	1.	Donald MacLean	0.188
2.	Travis Richards	995	2.	Kip Miller	0.176
3.	Francis Pare	853	3.	Mark Mowers	0.175
4.	Jamie Tardif832		4.	Teemu Pulkkinen	0.165
5.	Matt Ellis	828	5.	Chris Neil	0.164
6.	Mitch Callahan	797	6.	Robert Petrovicky	0.163
7.	Tomas Tatar690		7.	Valtteri Filppula	0.159
8.	Landon Ferraro	675	8.	Darren Haydar	0.157
9.	Derek King	657	9.	Jeremy Williams	0.152
10.	Eric Tangradi	617	10.	Andy Miele	0.150

## GRIFFINS SINGLE-SEASON TOP TEN

Shots			Shooting Percentage (Min. 100 Shots)		
1.	Carl Corazzini	*274 2007-08	1.	Donald MacLean	0.207 2005-06
2.	Donald MacLean	271 2005-06	2.	Michel Picard	0.202 1999-00
3.	Matt Ellis	256 2006-07	3.	Joe Frederick	0.197 1998-99
4.	Glen Metropolit	250 1998-99	4.	Michel Picard	0.187 1996-97
5.	Jamie Tardif	246 2007-08	5.	Teemu Pulkkinen	0.180 2014-15
	Michel Picard	246 1996-97		Darryl Bootland	0.180 2005-06
7.	Mark Greig	244 1997-98	7.	Andy Miele	0.179 2014-15
8.	Tomas Kopecky	243 2005-06	8.	Hugo Boisvert	0.175 2002-03
9.	Jiri Hudler	242 2005-06	9.	Jan Mursak	0.173 2009-10
	Kent McDonell	242 2005-06	10.	Francis Pare	0.171 2008-09
				Petr Schastlivy	0.171 2001-02

## GRIFFINS YEAR-BY-YEAR LEADERS

Shots			Shooting Percentage (Min. 100 Shots)		
2020-21	Riley Barber	134	Riley Barber		0.149
2019-20	Chris Terry	156	Chris Terry		0.135
2018-19	Matt Puempel	225	Chris Terry		0.142
2017-18	Eric Tangradi	237	Matthew Ford		0.148
2016-17	Martin Frk	*232	Matt Lorito		0.158
2015-16	Martin Frk	193	Eric Tangradi		0.146
2014-15	Landon Ferraro	235	Teemu Pulkkinen		0.180
2013-14	Teemu Pulkkinen	201	Teemu Pulkkinen		0.154
2012-13	Tomas Tatar	205	Landon Ferraro		0.154
2011-12	Tomas Tatar	224	Jamie Johnson		0.167
2010-11	Jamie Tardif	230	Ilari Filppula		0.150
2009-10	Jeremy Williams	210	Jan Mursak		0.173
2008-09	Darren Haydar	197	Francis Pare		0.171
2007-08	Carl Corazzini	*274	Mark Hartigan		0.144
2006-07	Matt Ellis	256	Kip Miller		0.168
2005-06	Donald MacLean	271	Donald MacLean		0.207
2004-05	Matt Ellis	231	Eric Manlow		0.132
2003-04	Michel Picard	185	Kevin Miller		0.166
2002-03	Michel Picard	231	Hugo Boisvert		0.175
2001-02	David Hymovitz	215	Petr Schastlivy		0.171
2000-01	Slava Butsayev	238	Ivan Ciernik		0.159
1999-00	Slava Butsayev	207	Michel Picard		0.202
1998-99	Glen Metropolit	250	Joe Frederick		0.197
1997-98	Mark Greig	244	Michel Picard		0.136
1996-97	Michel Picard	246	Michel Picard		0.187

## GRIFFINS ALL-TIME LEADERS - REGULAR SEASON

## GRIFFINS ALL-TIME TOP TEN

Goalie Games Played		Minutes		Goals Against Average (Min. 20 GP)	
1. Tom McCollum	263	1. Tom McCollum	14900:25	1. Martin Prusek	1.83
2. Joey MacDonald	210	2. Joey MacDonald	11784:31	2. Marc Lamothe	2.10
3. Jimmy Howard	192	3. Jimmy Howard	11010:44	3. Simon Lajeunesse	2.11
4. Jared Coreau	148	4. Jared Coreau	8614:11	4. Jani Hurme	2.18
5. Marc Lamothe	103	5. Marc Lamothe	5972:42	5. Petr Mrazek	2.21
6. Ian Gordon	95	6. Petr Mrazek	5083:55	6. Mike Fountain	2.24
7. Daniel Larsson	93	7. Daniel Larsson	4992:07	7. Eddie Pasquale	2.43
8. Mike Fountain	88	8. Ian Gordon	4979:44	8. Jared Coreau	2.44
9. Petr Mrazek	87	9. Mike Fountain	4855:22	Joey MacDonald	2.44
10. Jordan Pearce	73	10. Pokey Reddick	3820:04	10. Patrik Rybar	2.49

## GRIFFINS SINGLE-SEASON TOP TEN

Goalie Games Played		Minutes		Goals Against Average (Min. 15 GP)	
1. Joey MacDonald	*66 2004-05	1. Joey MacDonald	*3754:40 2004-05	1. Martin Prusek	*1.83 2001-02
2. Pokey Reddick	61 1996-97	2. Marc Lamothe	*3438:09 2002-03	2. Joey MacDonald	1.97 2003-04
3. Marc Lamothe	*60 2002-03	3. Pokey Reddick	3244:50 1996-97	3. Marc Lamothe	2.06 2003-04
4. Jimmy Howard	54 2007-08	4. Jimmy Howard	3097:11 2007-08	4. Mike Fountain	2.08 2000-01
5. Daniel Larsson	53 2009-10	5. Mike Fountain	*3004:39 2000-01	5. Petr Mrazek	2.10 2013-14
6. Mike Fountain	*52 2000-01	6. Jani Hurme	2948:21 1999-00	6. Simon Lajeunesse	2.11 2001-02
7. Jani Hurme	52 1999-00	7. Daniel Larsson	2839:47 2009-10	7. Marc Lamothe	2.13 2002-03
8. Neil Little	50 1998-99	8. Jimmy Howard	2776:13 2006-07	8. Jani Hurme	2.18 1999-00
9. Jimmy Howard	49 2006-07	9. Jared Coreau	2741:36 2015-16	9. Jared Coreau	2.20 2014-15
10. Ian Gordon	49 1997-98	10. Neil Little	2739:56 1998-99	Joey MacDonald	2.20 2002-03

## GRIFFINS YEAR-BY-YEAR LEADERS

Year	Goalie Games Played	Minutes	Goals Against Average (Min. 15 GP)
2020-21	Boyle/Nagle 12	Kevin Boyle 686:06	Pat Nagle 2.78 (12 GP)
2019-20	Calvin Pickard 33	Calvin Pickard 1953:07	Pat Nagle 2.32
2018-19	Harri Sateri 40	Harri Sateri 2367:33	Patrik Rybar 2.49
2017-18	Jared Coreau 38	Jared Coreau 2213:48	Jared Coreau 2.52
2016-17	Jared Coreau 33	Jared Coreau 1979:02	Jared Coreau 2.33
2015-16	Jared Coreau 47	Jared Coreau 2741:36	Tom McCollum 2.42
2014-15	Tom McCollum 37	Tom McCollum 2171:02	Jared Coreau 2.20
2013-14	Tom McCollum 46	Tom McCollum 2560:46	Petr Mrazek 2.10
2012-13	Petr Mrazek 42	Petr Mrazek 2497:31	Petr Mrazek 2.33
2011-12	Tom McCollum 28	Tom McCollum 1580:12	Joey MacDonald 2.63
2010-11	Jordan Pearce 44	Jordan Pearce 2452:26	Joey MacDonald 2.78
2009-10	Daniel Larsson 53	Daniel Larsson 2839:47	Daniel Larsson 2.85
2008-09	Jimmy Howard 45	Jimmy Howard 2644:25	Jimmy Howard 2.54
2007-08	Jimmy Howard 54	Jimmy Howard 3097:11	Jimmy Howard 2.83
2006-07	Jimmy Howard 49	Jimmy Howard 2776:13	Jimmy Howard 2.70
2005-06	Jimmy Howard 38	Jimmy Howard 2141:28	Jimmy Howard 2.58
2004-05	Joey MacDonald *66	Joey MacDonald *3754:40	Joey MacDonald 2.29
2003-04	Marc Lamothe 43	Marc Lamothe 2534:33	Joey MacDonald 1.97
2002-03	Marc Lamothe *60	Marc Lamothe *3438:09	Marc Lamothe 2.13
2001-02	Martin Prusek 33	Martin Prusek 1903:22	Martin Prusek *1.83
2000-01	Mike Fountain *52	Mike Fountain *3004:39	Mike Fountain 2.08
1999-00	Jani Hurme 52	Jani Hurme 2948:21	Jani Hurme 2.18
1998-99	Neil Little 50	Neil Little 2739:56	Neil Little 3.15
1997-98	Ian Gordon 49	Ian Gordon 2573:21	Patrick Lalime 2.61
1996-97	Pokey Reddick 61	Pokey Reddick 3244:50	Pokey Reddick 2.48

\* Led League

## GRIFFINS ALL-TIME LEADERS - REGULAR SEASON

### GRIFFINS ALL-TIME TOP TEN

Wins		Shutouts		Saves	
1. Tom McCollum	123	1. Joey MacDonald	20	1. Tom McCollum	6640
2. Joey MacDonald	109	2. Jimmy Howard	15	2. Joey MacDonald	5362
3. Jimmy Howard	94	3. Jared Coreau	13	3. Jimmy Howard	4996
4. Jared Coreau	85	4. Marc Lamothe	10	4. Jared Coreau	3930
5. Mike Fountain	55	5. Mike Fountain	9	5. Marc Lamothe	2530
6. Marc Lamothe	54	6. Tom McCollum	8	6. Daniel Larsson	2224
Petr Mrazek	54	7. Petr Mrazek	7	7. Petr Mrazek	2158
8. Daniel Larsson	45	8. Daniel Larsson	6	8. Ian Gordon	2155
9. Ian Gordon	41	Pokey Reddick	6	9. Mike Fountain	2049
10. Pokey Reddick	35	10. Jani Hurme	4	10. Jordan Pearce	1738
		Eddie Pasquale	4		
		Martin Prusek	4		

### GRIFFINS SINGLE-SEASON TOP TEN

Wins		Shutouts		Saves	
1. Joey MacDonald	34 2004-05	1. Jared Coreau	6 2015-16	1. Joey MacDonald	1785 2004-05
Mike Fountain	*34 2000-01	Jimmy Howard	6 2006-07	2. Marc Lamothe	1469 2002-03
3. Marc Lamothe	*33 2002-03	Joey MacDonald	6 2003-04	3. Pokey Reddick	1436 1996-97
4. Pokey Reddick	30 1996-97	Marc Lamothe	6 2002-03	4. Jimmy Howard	1421 2007-08
5. Jared Coreau	29 2015-16	Mike Fountain	6 2000-01	5. Jared Coreau	1314 2015-16
Jani Hurme	29 1999-00	Pokey Reddick	6 1996-97	6. Jimmy Howard	1286 2006-07
7. Jimmy Howard	27 2005-06	7. Daniel Larsson	5 2008-09	7. Mike Fountain	1269 2000-01
8. Tom McCollum	24 2013-14	Joey MacDonald	5 2004-05	8. Daniel Larsson	1260 2009-10
9. Petr Mrazek	23 2012-13	9. Eddie Pasquale	4 2016-17	9. Jani Hurme	1240 1999-00
Daniel Larsson	23 2009-10	Jimmy Howard	4 2008-09	10. Neil Little	1218 1998-99
Ian Gordon	23 1997-98	Marc Lamothe	4 2003-04		
		Martin Prusek	4 2001-02		
		Jani Hurme	4 1999-00		

### GRIFFINS YEAR-BY-YEAR LEADERS

	Wins	Shutouts	Saves
2020-21	Kevin Boyle 7	Kaden Fulcher 1	Pat Nagle 256
2019-20	Calvin Pickard 17	Calvin Pickard 3	Calvin Pickard 869
2018-19	Harri Sateri 22	Patrik Rybar 2	Harri Sateri 996
2017-18	Jared Coreau 21	Jared Coreau 2	Tom McCollum 987
2016-17	Jared Coreau 19	Eddie Pasquale 4	Jared Coreau 849
2015-16	Jared Coreau 29	Jared Coreau 6	Jared Coreau 1314
2014-15	Tom McCollum 19	Coreau/Mrazek 3	Tom McCollum 949
2013-14	Tom McCollum 24	Petr Mrazek 3	Tom McCollum 1158
2012-13	Petr Mrazek 23	Tom McCollum 2	Petr Mrazek 1053
2011-12	MacDonald/McCollum 11	Joey MacDonald 3	Tom McCollum 753
2010-11	Jordan Pearce 20	Three players tied 1	Jordan Pearce 1164
2009-10	Daniel Larsson 23	Daniel Larsson 1	Daniel Larsson 1260
2008-09	Daniel Larsson 22	Daniel Larsson 5	Jimmy Howard 1215
2007-08	Jimmy Howard 21	Jimmy Howard 2	Jimmy Howard 1421
2006-07	Jimmy Howard 21	Jimmy Howard 6	Jimmy Howard 1286
2005-06	Jimmy Howard 27	Howard/MacDonald 2	Jimmy Howard 927
2004-05	Joey MacDonald 34	Joey MacDonald 5	Joey MacDonald 1785
2003-04	Joey MacDonald 22	Joey MacDonald 6	Joey MacDonald 1087
2002-03	Marc Lamothe *33	Marc Lamothe 6	Marc Lamothe 1469
2001-02	Martin Prusek 18	Martin Prusek 4	Martin Prusek 772
2000-01	Mike Fountain *34	Mike Fountain 6	Mike Fountain 1269
1999-00	Jani Hurme 29	Jani Hurme 4	Jani Hurme 1240
1998-99	Neil Little 18	Neil Little 3	Neil Little 1218
1997-98	Ian Gordon 23	Patrick Lalime 2	Ian Gordon 1127
1996-97	Pokey Reddick 30	Pokey Reddick 6	Pokey Reddick 1436

## GRIFFINS ALL-TIME LEADERS - REGULAR SEASON

## GRIFFINS ALL-TIME TOP TEN

Save Percentage (Min. 20 GP)			Shootout Wins			Shootout Percentage (Min. 10 SOA)		
1.	Martin Prusek	0.930	1.	Jimmy Howard	17	1.	Harri Sateri	1.000
2.	Marc Lamothe	0.924	2.	Ian Gordon	11	2.	Drew MacIntyre	0.846
3.	Jani Hurme	0.921		Joey MacDonald	11	3.	Tyler Moss	0.800
4.	Petr Mrazek	0.920	4.	Tom McCollum	9	4.	Ian Gordon	0.765
5.	Mike Fountain	0.919	5.	Jared Coreau	7	5.	Mathieu Chouinard	0.727
	Eddie Pasquale	0.919		Mike Fountain	7	6.	Jani Hurme	0.724
7.	Jared Coreau	0.918		Petr Mrazek	7	7.	Petr Mrazek	0.722
	Patrick Lalime	0.918	8.	Jani Hurme	6	8.	Joey MacDonald	0.712
	Joey MacDonald	0.918		Pokey Reddick	6	9.	Jimmy Howard	0.700
10.	Simon Lajeunesse	0.916	10.	Daniel Larsson	4	10.	Stefan Liv	0.696
				Jordan Pearce	4			
				Harri Sateri	4			

## GRIFFINS SINGLE-SEASON TOP TEN

Save Percentage (Min. 15 GP)				Shootout Wins				Shootout Percentage (Min. 7 SOA)			
1.	Joey MacDonald	0.936	2003-04	1.	Joey MacDonald	6	2004-05	1.	Harri Sateri	1.000	2018-19
2.	Martin Prusek	*0.930	2001-02		Jani Hurme	6	1999-00	2.	Drew MacIntyre	0.875	2005-06
3.	Jared Coreau	0.927	2014-15	3.	Ian Gordon	5	1998-99	3.	Tom McCollum	0.857	2011-12
4.	Joey MacDonald	0.926	2004-05		Ian Gordon	5	1997-98	4.	Tyler Moss	0.800	1996-97
5.	Petr Mrazek	0.924	2013-14		Pokey Reddick	5	1996-97	5.	Ian Gordon	0.795	1998-99
	Marc Lamothe	0.924	2003-04	6.	Harri Sateri	4	2018-19	6.	Joey MacDonald	0.778	2004-05
	Mike Fountain	0.924	2000-01		Petr Mrazek	4	2013-14	7.	Jared Coreau	0.750	2014-15
8.	Tom McCollum	0.923	2015-16		Jordan Pearce	4	2010-11		Petr Mrazek	0.750	2013-14
	Marc Lamothe	0.923	2002-03		Jimmy Howard	4	2008-09		Jimmy Howard	0.750	2005-06
10.	Jared Coreau	0.922	2015-16		Jimmy Howard	4	2007-08	10.	Mathieu Chouinard	0.727	2000-01
	Tom McCollum	0.922	2013-14		Jimmy Howard	4	2006-07				
					Jimmy Howard	4	2005-06				
					Mike Fountain	4	1999-00				

## GRIFFINS YEAR-BY-YEAR LEADERS

	Save Percentage (Min. 15 GP)			Shootout Wins			Shootout Percentage (Min. 7 SOA)		
2020-21	Pat Nagle	0.892	(12 GP)	n/a			n/a		
2019-20	Pat Nagle	0.920		Howard/Nagle	1		n/a		
2018-19	Patrik Rybar	0.908		Harri Sateri	4		Harri Sateri	1.000	
2017-18	Jared Coreau	0.913		Tom McCollum	3		Jared Coreau	0.696	
2016-17	Eddie Pasquale	0.919		Jared Coreau	2		Jared Coreau	0.467	
2015-16	Tom McCollum	0.923		Jared Coreau	1		n/a		
2014-15	Jared Coreau	0.927		Jared Coreau	2		Jared Coreau	0.750	
2013-14	Petr Mrazek	0.924		Petr Mrazek	4		Petr Mrazek	0.750	
2012-13	Petr Mrazek	0.916		Petr Mrazek	3		Tom McCollum	0.722	
2011-12	Joey MacDonald	0.913		Joey MacDonald	2		Tom McCollum	0.857	
2010-11	Jordan Pearce	0.908		Jordan Pearce	4		Jordan Pearce	0.660	
2009-10	Daniel Larsson	0.903		Larsson/McCollum	2		Daniel Larsson	0.684	
2008-09	Jimmy Howard	0.916		Jimmy Howard	4		Jimmy Howard	0.714	
2007-08	Jimmy Howard	0.907		Jimmy Howard	4		Jimmy Howard	0.613	
2006-07	Jimmy Howard	0.911		Jimmy Howard	4		Stefan Liv	0.696	
2005-06	Jimmy Howard	0.910		Jimmy Howard	4		Drew MacIntyre	0.875	
2004-05	Joey MacDonald	0.926		Joey MacDonald	6		Joey MacDonald	0.778	
2003-04	Joey MacDonald	0.936		n/a			n/a		
2002-03	Marc Lamothe	0.923		n/a			n/a		
2001-02	Martin Prusek	*0.930		n/a			n/a		
2000-01	Mike Fountain	0.924		Mike Fountain	3		Mathieu Chouinard	0.727	
1999-00	Jani Hurme	0.921		Jani Hurme	6		Jani Hurme	0.724	
1998-99	Neil Little	0.894		Ian Gordon	5		Ian Gordon	0.795	
1997-98	Patrick Lalime	0.918		Ian Gordon	5		Ian Gordon	0.714	
1996-97	Pokey Reddick	0.915		Pokey Reddick	5		Tyler Moss	0.800	

\* Led League



## GRIFFINS TEAM RECORDS - PLAYOFFS

## ATTENDANCE

Largest Home Attendance, Season  
 Smallest Home Attendance, Season  
 Largest Home Attendance Average  
 Smallest Home Attendance Average  
 Largest Home Attendance, Game

83,017, 2017 (10 games)  
 8,751, 1998 (1 game)  
 10,486, 1997  
 3,168, 2007  
 10,834, 6/13/17 vs. SYR (G6-CCF); 6/3/17 vs. SYR (G2-CCF); 6/15/13 vs. SYR (G5-CCF); 6/14/13 vs. SYR (G4-CCF); 4/26/97 vs. ORL (G4-ECQ)  
 2,019, 5/6/09 vs. MB (G4-NDF)

Smallest Home Attendance, Game

## WINS/LOSSES

Most Wins, Season  
 Most Overtime Wins, Season  
 Fewest Wins, Season  
 Most Home Wins, Season  
 Most Home Overtime Wins, Season  
 Fewest Home Wins, Season  
 Most Road Wins, Season  
 Most Road Overtime Wins, Season  
 Fewest Road Wins, Season  
 Most Losses, Season  
 Most Overtime Losses, Season  
 Fewest Losses, Season  
 Most Home Losses, Season  
 Most Home Overtime Losses, Season  
 Fewest Home Losses, Season  
 Most Road Losses, Season  
 Most Road Overtime Losses, Season  
 Fewest Road Losses, Season  
 Highest Winning Percentage, Season  
 Highest Home Winning Percentage, Season  
 Highest Road Winning Percentage, Season  
 Lowest Winning Percentage, Season  
 Lowest Home Winning Percentage, Season  
 Lowest Road Winning Percentage, Season

15, 2017, 2013  
 3, 2017, 2006, 2003  
 0, 2004, 1998  
 10, 2017  
 2, 2017, 2007, 2003  
 0, 2004, 1998, 1997  
 8, 2013  
 2, 2006  
 0, 2004, 1998  
 9, 2013  
 2, 2016, 2001, 2000  
 3, 2019, 2018, 2002, 1998, 1997  
 6, 2013  
 2, 2001  
 0, 2017  
 5, 2015  
 1, 2016, 2000  
 1, 2018, 2002, 1997  
 0.789, 2017 (15-4)  
 1.000, 2017 (10-0)  
 0.750, 2000 (6-2)  
 0.000, 2004 (0-4), 1998 (0-3)  
 0.000, 2004 (0-2), 1998 (0-1), 1997 (0-2)  
 0.000, 2004 (0-2), 1998 (0-2)

## STREAKS

Longest Winning Streak  
 Longest Winning Streak, Season  
 Longest Home Winning Streak  
 Longest Home Winning Streak, Season  
 Longest Road Winning Streak  
 Longest Road Winning Streak, Season  
 Longest Losing Streak  
 Longest Losing Streak, Season  
 Longest Home Losing Streak  
 Longest Home Losing Streak, Season  
 Longest Road Losing Streak  
 Longest Road Losing Streak, Season

5, 5/24/17 to 6/3/17; 4/29/15 to 5/8/15;  
 4/21/03 to 5/2/03  
 5, 5/24/17 to 6/3/17; 4/29/15 to 5/8/15;  
 4/21/03 to 5/2/03  
 10, 4/21/17 to 6/13/17  
 10, 4/21/17 to 6/13/17  
 7, 6/1/13 to 4/26/14  
 5, 6/1/13 to 6/18/13; 4/30/00 to 5/20/00  
 7, 4/23/97 to 4/26/00  
 4, 3 times – MR: 5/4/09 to 5/6/09  
 4, 4/23/97 to 4/26/00  
 2, 11 times – MR: 6/14/13 to 6/15/13  
 6, 5/8/14 to 5/13/15  
 3, 4/25/15 to 5/13/15; 5/8/14 to 5/18/14

## GOALS

Most Goals, Season  
 Fewest Goals, Season  
 Most Goals Against, Season  
 Fewest Goals Against, Season  
 Most Goals, Game  
 Most Goals, Home Game  
 Most Goals, Road Game  
 Most Goals, Loss

80, 2013 (24 games)  
 6, 2004 (4 games)  
 61, 2013 (24 games)  
 12, 2002 (5 games)  
 10, 5/19/00 at CIN (10-1, G3-ECF)  
 8, 5/10/01 vs. ORL (8-3, G5-ECF)  
 10, 5/19/00 at CIN (10-1, G3-ECF)  
 4, 4/25/15 at TOR (4-7, G1-WCQ);  
 4/20/09 vs. HAM (4-5, G3-NDS); 5/24/06 at MIL (4-5, G4-WCF)

Fewest Goals, Game

0, 6/2/15 at UTI (0-2, G6-WCF); 5/10/14 at TEX (0-4, G2-WCS); 4/26/13 at HOU (0-3, G1-WCQ); 4/19/07 at MB (0-1, G1-NDS); 5/18/06 vs. MIL (0-4, G1-WCF); 4/18/04 vs. CHI (0-1, G2-WDS); 5/12/01 at ORL (0-2, G6-ECF); 5/28/00 at CHI (0-4, G2-TCF); 5/4/00 vs. CLE (0-2, G5-ECS)  
 0, 5/18/06 vs. MIL (0-4, G1-WCF); 4/18/04 vs. CHI (0-1, G2-WDS); 5/4/00 vs. CLE (0-2, G5-ECS)  
 0, 6/2/15 at UTI (0-2, G6-WCF); 5/10/14 at TEX (0-4, G2-WCS); 4/26/13 at HOU (0-3, G1-WCQ); 4/19/07 at MB (0-1, G1-NDS); 5/12/01 at ORL (0-2, G6-ECF); 5/28/00 at CHI (0-4, G2-TCF)

Fewest Goals, Home Game

Fewest Goals, Road Game

## Fewest Goals, Win

2, 4/23/16 at MIL (2-1, G2-CDS); 5/14/15 at RFD (2-1, G4-WCS); 4/25/14 at ABB (2-1, G1-WCQ); 5/24/13 vs. OKC (2-1, G1-WCF); 4/23/07 vs. MB (2-1 OT, G3-NDS); 4/28/06 at TOR (2-1 2OT, G5-NDS); 5/21/03 vs. HOU (2-1 OT, G6-WCF); 5/2/03 at CHI (2-0, G4-WCS); 5/1/03 at CHI (2-1, G3-WCS); 4/18/03 vs. WIL (2-1, G2-WCQ); 4/23/01 at CLE (2-1, G3-ECS); 4/27/00 vs. CLE (2-0, G2-ECS)

## Most Goals Against, Game

8, 4/23/04 at CHI (2-8, G4-WDS)

## Most Goals Against, Home Game

6, 4/25/18 vs. MB (3-6, G3-CDS); 4/22/06 vs. TOR (3-6, G2-NDS)

## Most Goals Against, Road Game

8, 4/23/04 at CHI (2-8, G4-WDS)

## Most Goals Against, Win

5, 6/3/17 vs. SYR (6-5, G2-CCF); 4/21/06 vs. TOR (6-5, G1-NDS)

## Fewest Goals Against, Game

0, 4/26/18 vs. MB (3-0, G4-CDS); 6/2/13 at OKC (3-0, G5-WCF); 6/1/13 at OKC (4-0, G4-WCF); 5/10/13 at TOR (7-0, G1-WCS); 5/4/13 vs. HOU (7-0, G5-WCQ); 5/2/03 at CHI (2-0, G4-WCS); 4/19/02 at CHI (3-0, G4-WCQ); 4/25/01 at CLE (3-0, G4-ECS); 4/27/00 vs. CLE (2-0, G2-ECS)

## Fewest Goals Against, Home Game

0, 4/26/18 vs. MB (3-0, G4-CDS); 5/4/13 vs. HOU (7-0, G5-WCQ); 4/27/00 vs. CLE (2-0, G2-ECS)

## Fewest Goals Against, Road Game

0, 6/2/13 at OKC (3-0, G5-WCF); 6/1/13 at OKC (4-0, G4-WCF); 5/10/13 at TOR (7-0, G1-WCS); 5/2/03 at CHI (2-0, G4-WCS); 4/19/02 at CHI (3-0, G4-WCQ); 4/25/01 at CLE (3-0, G4-ECS)

## Fewest Goals Against, Loss

1, 4/19/07 at MB (0-1, G1-NDS); 4/18/04 vs. CHI (0-1, G2-WDS)

## Most Goals, Period

8, 5/19/00 at CIN, 3rd period (G3-ECF)

## Most Goals, Home Period

6, 5/10/01 vs. ORL, 2nd period (G5-ECF)

## Most Goals, Road Period

8, 5/19/00 at CIN, 3rd period (G3-ECF)

## Most Goals Against, Period

5, 6/10/17 at SYR, 1st period (G5-CCF); 4/19/03 at WIL, 3rd period (G3-WCQ)

## Most Goals Against, Home Period

4, 5/18/06 vs. MIL, 3rd period (G1-WCF)

## Most Goals Against, Road Period

5, 6/10/17 at SYR, 1st period (G5-CCF); 4/19/03 at WIL, 3rd period (G3-WCQ)

## Most Consecutive Goals, Game

9, 5/19/00 at CIN (10-1, G3-ECF)

## Most Consecutive Goals, Home Game

7, 5/4/13 vs. HOU (G5-WCQ)

## Most Consecutive Goals, Road Game

9, 5/19/00 at CIN (10-1, G3-ECF)

## Most Consecutive Goals Against, Game

8, 4/23/04 at CHI (2-8, G4-WDS)

## Most Consecutive Goals Against, Home Game

5, 4/15/02 vs. CHI (1-5, G2-WCQ)

## Most Consecutive Goals Against, Road Game

8, 4/23/04 at CHI (2-8, G4-WDS)

**POWER PLAY/SHORTHANDED GOALS**

## Most Power Play Goals For, Season

20, 2013

## Most Power Play Goals For, Game

3, 6/3/17 vs. SYR (G2-CCF); 5/6/06 vs. MB (G2-NDF); 4/13/02 vs. CHI (G1-WCQ); 5/19/00 at CIN (G3-ECF)

## Most Power Play Goals Against, Season

19, 2006

## Most Power Play Goals Against, Game

4, 5/11/06 at MB (G4-NDF)

## Most Power Play Opportunities, Season

104, 2006

## Most Power Play Opportunities, Game

11, 5/6/06 vs. MB (G2-NDF)

## Most Power Play Opportunities Against, Season

118, 2006

## Most Power Play Opportunities Against, Game

12, 4/18/98 at CIN (G2-ECQ)

## Most Shorthanded Goals For, Season

3, 2013

## Most Shorthanded Goals For, Game

2, 4/21/01 vs. CLE (G2-ECS)

## Most Shorthanded Goals Against, Season

4, 2006, 2001, 2000

## Most Shorthanded Goals Against, Game

2, 4/25/07 vs. MB (G4-NDS); 5/20/06 vs. MIL (G2-WCF); 5/26/00 at CHI (G1-TCF)

**MARGIN**

## Largest Margin of Victory, Game

9, 5/19/00 at CIN (10-1, G3-ECF)

## Largest Margin of Victory, Home Game

7, 5/4/13 vs. HOU (7-0, G5-WCQ)

## Largest Margin of Victory, Road Game

9, 5/19/00 at CIN (10-1, G3-ECF)

## Largest Margin of Defeat, Game

6, 5/18/14 at TEX (1-7, G6-WCS); 4/23/04 at CHI (2-8, G4-WDS)

## Largest Margin of Defeat, Home Game

4, 4/30/18 vs. MB (1-5, G5-CDS); 5/18/06 vs. MIL (0-4, G1-WCF); 4/15/02 vs. CHI (1-5, G2-WCQ)

## Largest Margin of Defeat, Road Game

6, 5/18/14 at TEX (1-7, G6-WCS); 4/23/04 at CHI (2-8, G4-WDS)

**SHOTS**

Most Shots, Game	63, 4/21/06 vs. TOR (G1-NDS)
Most Shots, Home Game	63, 4/21/06 vs. TOR (G1-NDS)
Most Shots, Road Game	46, 4/26/14 at ABB (G2-WCQ)
Fewest Shots, Game	12, 5/16/03 at HOU (G3-WCF)
Fewest Shots, Home Game	21, 5/21/03 vs. HOU (G6-WCF)
Fewest Shots, Road Game	12, 5/16/03 at HOU (G3-WCF)
Most Shots Against, Game	58, 5/3/01 vs. ORL (G1-ECF); 4/21/97 at ORL (G2-ECQ)
Most Shots Against, Home Game	58, 5/3/01 vs. ORL (G1-ECF)
Most Shots Against, Road Game	58, 4/21/97 at ORL (G2-ECQ)
Fewest Shots Against, Game	15, 4/24/09 vs. HAM (G5-NDS)
Fewest Shots Against, Home Game	15, 4/24/09 vs. HAM (G5-NDS)
Fewest Shots Against, Road Game	16, 4/28/97 at ORL (G5-ECQ)
Most Shots, Period	22, 5/8/16 vs. LE, 1st period (G3-CDF); 5/28/15 vs. UTI, 3rd period (G3-WCF)
Most Shots, Home Period	22, 5/8/16 vs. LE, 1st period (G3-CDF); 5/28/15 vs. UTI, 3rd period (G3-WCF)
Most Shots, Road Period	21, 4/26/14 at ABB, 1st period (G2-WCQ)
Fewest Shots, Period	1, 5/16/03 at HOU, 2nd period (G3-WCF); 5/10/01 vs. ORL, 3rd period (G5-ECF)
Fewest Shots, Home Period	1, 5/10/01 vs. ORL, 3rd period (G5-ECF)
Fewest Shots, Road Period	1, 5/16/03 at HOU, 2nd period (G3-WCF)
Most Shots Against, Period	20, 5/21/17 at SJ, 1st period (G2-WCF)
Most Shots Against, Home Period	18, 5/30/00 vs. CHI, 2nd period (G3-TCF)
Most Shots Against, Road Period	20, 5/21/17 at SJ, 1st period (G2-WCF)
Fewest Shots Against, Period	1, 4/22/18 at MB, 3rd period (G2-CDS), 5/16/06 vs. MB, 3rd period (G6-NDF); 5/15/06 vs. MB, 3rd period (G6-NDF); 4/16/03 vs. WIL, 2nd period (G1-WCQ)
Fewest Shots Against, Home Period	1, 5/16/06 vs. MB, 3rd period (G7-NDF); 5/15/06 vs. MB, 3rd period (G6-NDF); 4/16/03 vs. WIL, 2nd period (G1-WCQ)
Fewest Shots Against, Road Period	1, 4/22/18 at MB, 3rd period (G2-CDS)

## GRIFFINS INDIVIDUAL RECORDS - PLAYOFFS

Most Games Played, Season	24, 13 players, 2013
Most Games Played, Career	78, Nathan Paetsch
Most Goals, Period	4, Yves Sarault, 5/19/00 at CIN, 3rd period (G3-ECF)
Most Goals, Game	4, Derek King, 4/21/01 vs. CLE (G2-ECS); Yves Sarault, 5/19/00 at CIN (G3-ECF)
Most Goals, Season	16, Tomas Tatar, 2013
Most Goals, Career	23, Tyler Bertuzzi
Most Assists, Period	3, Riley Sheahan, 6/9/13 at SYR, 2nd period (G2-CCF); Jiri Hudler, 5/16/06 vs. MB, 3rd period (G7-NDF); Kip Miller, 5/10/01 vs. ORL, 2nd period (G5-ECF); Slava Butsayev, 5/19/00 at CIN, 3rd period (G3-ECF)
Most Assists, Game	5, Jiri Hudler, 5/16/06 vs. MB (G7-NDF)
Most Assists, Season	17, Eric Tangradi, 2017
Most Assists, Career	27, Nathan Paetsch
Most Points, Period	4, Slava Butsayev and Yves Sarault, 5/19/00 at CIN, 3rd period (G3-ECF)
Most Points, Game	5, Jiri Hudler, 5/16/06 vs. MB (G7-NDF); Derek King, 4/21/01 vs. CLE (G2-ECS); Slava Butsayev and Yves Sarault, 5/19/00 at CIN (G3-ECF)
Most Points, Season	22, Tomas Nosek, 2017; Jiri Hudler, 2006
Most Points, Career	41, Derek King
Highest Plus/Minus Rating, Season	+12, Jan Mursak, 2013
Highest Plus/Minus Rating, Career	+17, Jan Mursak
Most Penalty Minutes, Season	50, Tyler Bertuzzi, 2017; Darryl Bootland, 2006
Most Penalty Minutes, Career	130, Darryl Bootland
Most Power Play Goals, Season	7, Tomas Tatar, 2013
Most Power Play Goals, Career	9, Teemu Pulkkinen
Most Shorthanded Goals, Season	1, Brian Lashoff, 2016; Tomas Nosek, 2015; Cory Emmerton, 2014; Mitch Callahan, Landon Ferraro and Luke Glendening, 2013; Jakub Kindl, 2009; Matt Ellis, 2007; Hugo Boisvert and Stacy Roest, 2003; Sean Gagnon and Derek King, 2001; Yves Sarault, 2000
Most Shorthanded Goals, Career	1, Hugo Boisvert, Mitch Callahan, Matt Ellis, Cory Emmerton, Landon Ferraro, Sean Gagnon, Luke Glendening, Jakub Kindl, Derek King, Brian Lashoff, Tomas Nosek, Stacy Roest and Yves Sarault
Most Game Winning Goals, Season	5, Stacy Roest 2003
Most Game Winning Goals, Career	8, Tyler Bertuzzi
Most First Goals, Season	3, Tomas Tatar, 2013; Kip Miller, 2001; Petr Schastlivy, 2000
Most First Goals, Career	4, Mitch Callahan, Tomas Jurco
Most Overtime Goals, Season	2, Stacy Roest, 2003
Most Overtime Goals, Career	2, Matt Ellis, Stacy Roest
Most Goaltender Games Played, Season	24, Petr Mrazek, 2013
Most Goaltender Games Played, Career	34, Petr Mrazek
Most Wins, Season	15, Jared Coreau, 2017; Petr Mrazek, 2013
Most Wins, Career	20, Petr Mrazek
Most Minutes Played, Season	1431:18, Petr Mrazek, 2013
Most Minutes Played, Career	2030:50, Petr Mrazek
Lowest GAA, Season	1.62, Drew MacIntyre, 2006
Lowest GAA, Career	1.62, Drew MacIntyre
Highest Save Percentage, Season	0.949, Jared Coreau, 2016
Highest Save Percentage, Career	0.940, Drew MacIntyre
Most Saves, Game	55, Petr Mrazek, 4/25/14 at ABB (G1-WCO)
Most Saves, Home Game	54, Mike Fountain, 5/3/01 vs. ORL (G1-ECF)
Most Saves, Road Game	55, Petr Mrazek, 4/25/14 at ABB (G1-WCO)
Fewest Saves, Game	13, Pokey Reddick, 4/28/97 at ORL (G5-ECQ)
Fewest Saves, Home Game	14, Jimmy Howard, 4/24/09 vs. HAM (G5-NDS)
Fewest Saves, Road Game	13, Pokey Reddick, 4/28/97 at ORL (G5-ECQ)
Most Opponent Saves, Game	57, Jean-Sebastien Aubin, 4/21/06 vs. TOR (G1-NDS)
Most Opponent Saves, Home Game	57, Jean-Sebastien Aubin, 4/21/06 vs. TOR (G1-NDS)
Most Opponent Saves, Road Game	43, Jean-Sebastien Aubin, 4/28/06 at TOR (G5-NDS)
Fewest Opponent Saves, Game	11, Johan Holmqvist, 5/16/03 at HOU (G3-WCF)
Fewest Opponent Saves, Home Game	16, Derek Gustafson and Zac Bierk, 4/21/01 vs. CLE (G2-ECS)

Fewest Opponent Saves, Road Game  
Most Saves, Period

Most Saves, Home Period

Most Saves, Road Period

Fewest Saves, Period

Fewest Saves, Home Period

Fewest Saves, Road Period

Most Opponent Saves, Period

Most Opponent Saves, Home Period

Most Opponent Saves, Road Period

Fewest Opponent Saves, Period

Fewest Opponent Saves, Home Period

Fewest Opponent Saves, Road Period

11, Johan Holmqvist, 5/16/03 at HOU (G3-WCF)  
18, Jared Coreau, 5/21/17 at SJ, 1st period  
(G2-WCF); Jimmy Howard, 4/24/06 at TOR,  
3rd period (G3-NDS); Mike Fountain, 4/25/01 at  
CLE, 3rd period (G4-ECS); Pokey Reddick,  
4/21/97 at ORL, 1st period (G2-ECQ)

16, Jared Coreau, 6/3/17 vs. SYR, 1st OT period  
(G2-CCF); Jared Coreau, 5/27/17 vs. SJ,  
3rd period (G5-WCF); Jani Hurme, 5/30/00 vs.  
CHI, 2nd period (G3-TCF)

18, Jared Coreau, 5/21/17 at SJ, 1st period  
(G2-WCF); Jimmy Howard, 4/24/06 at TOR, 3rd  
period (G3-NDS); Mike Fountain, 4/25/01 at CLE,  
3rd period (G4-ECS); Pokey Reddick, 4/21/97 at  
ORL, 1st period (G2-ECQ)

1, Tom McCollum, 4/22/18 at MB, 3rd period  
(G2-CDS); Drew MacIntyre, 5/16/06 vs. MB,  
3rd period (G7-NDF); Jimmy Howard, 5/15/06 vs.  
MB, 3rd period (G6-NDF); Marc Lamothe,  
4/16/03 vs. WIL, 2nd period (G1-WCQ);  
Jani Hurme, 6/1/00 vs. CHI, 3rd period (G4-TCF);  
Jani Hurme, 5/12/00 vs. CIN, 2nd period (G1-ECF)

1, Drew MacIntyre, 5/16/06 vs. MB, 3rd period  
(G7-NDF); Jimmy Howard, 5/15/06 vs. MB, 3rd  
period (G6-NDF); Marc Lamothe, 4/16/03 vs.  
WIL, 2nd period (G1-WCQ); Jani Hurme, 6/1/00  
vs. CHI, 3rd period (G4-TCF); Jani Hurme,  
5/12/00 vs. CIN, 2nd period (G1-ECF)

1, Tom McCollum, 4/22/18 at MB, 3rd period  
(G2-CDS)

22, Joonas Korpisalo, 5/8/16 vs. LE, 1st period  
(G3-CDF)

22, Joonas Korpisalo, 5/8/16 vs. LE, 1st period  
(G3-CDF)

19, Eric Comrie, 4/21/18 at MB, 1st period  
(G1-CDS); Ville Husso, 5/3/17 at CHI, 2nd period  
(G1-CDF); Jean-Sebastien Aubin, 4/28/06 at TOR,  
1st overtime (G5-NDS)

0, Marc Denis, 4/26/09 at HAM, 3rd period  
(G6-NDS)

1, Scott Fankhouser, 5/10/01 vs. ORL, 3rd period  
(G5-ECF)

0, Marc Denis, 4/26/09 at HAM, 3rd period  
(G6-NDS)

## PLAYOFF HISTORY

## OVERALL PLAYOFF RESULTS

Opponent	Series Record	Overall Record	Home Record	Road Record
Abbotsford	1-0	3-1	1-1	2-0
Chicago (AHL & IHL)	2-4	14-15	7-7	7-8
Cincinnati (IHL)	1-1	4-4	2-2	2-2
Cleveland (AHL)*	0-1	2-4	1-2	1-2
Cleveland (IHL)	2-0	8-2	3-2	5-0
Hamilton	1-0	4-2	1-2	3-0
Houston	1-1	6-6	4-3	2-3
Manitoba (AHL)	1-3	9-14	5-7	4-7
Milwaukee	2-1	6-4	3-2	3-2
Oklahoma City	1-0	4-3	2-2	2-1
Orlando (IHL)	0-2	4-7	1-4	3-3
Rockford	1-0	4-1	2-0	2-1
San Jose	1-0	4-1	3-0	1-1
Syracuse	2-0	8-4	4-2	4-2
Texas	0-1	2-4	2-1	0-3
Toronto	3-0	11-5	6-2	5-3
Utica	0-1	2-4	1-2	1-2
Wilkes-Barre/Scranton	1-0	3-1	2-0	1-1
<b>Totals</b>	<b>20-15</b>	<b>98-82</b>	<b>50-41</b>	<b>48-41</b>

\*Includes Lake Erie Monsters

## SERIES RECORDS

Best of Seven Series	14-10
Leading 1-0	11-0
Leading 2-0	6-0
Leading 3-0	3-0
Leading 2-1	10-1
Leading 3-1	9-0
Leading 3-2	7-1
Trailing 0-1	3-10
Trailing 0-2	0-6
Trailing 0-3	0-4
Trailing 1-2	1-5
Trailing 1-3	0-4
Trailing 2-3	0-6
Tied 1-1	8-4
Tied 2-2	3-3
Tied 3-3	2-2
Best of Five Series	6-5
Leading 1-0	4-3
Leading 2-0	4-1
Leading 2-1	3-2
Trailing 0-1	2-2
Trailing 0-2	1-1
Trailing 1-2	1-2
Tied 1-1	1-3
Tied 2-2	2-4

## GAME RECORDS

Overtime	16-11
Home	8-9
Road	8-2
Single OT	10-10
Double OT	5-0
Triple OT	1-1
Facing Elimination	14-15
Home	10-7
Road	4-8
Opponent Facing Elimination	20-20
Home	9-14
Road	11-6

## PLAYOFF HISTORY

## COACHING HISTORY

Coach	GP	W	L	PCT	Playoff Results
Ben Simon (2019)	5	2	3	0.400	Lost to CHI (2-3) in 2019 AHL Central Division Semifinals
Todd Nelson (2016-18)	33	22	11	0.667	Lost to MB (2-3) in 2018 AHL Central Division Semifinals Defeated SYR (4-2) in 2017 AHL Calder Cup Finals Defeated SJ (4-1) in 2017 AHL Western Conference Finals Defeated CHI (4-1) in 2017 AHL Central Division Finals Defeated MIL (3-0) in 2017 AHL Central Division Semifinals Lost to LE (2-4) in 2016 AHL Central Division Finals Defeated MIL (3-0) in 2016 AHL Central Division Semifinals
Jeff Blashill (2013-15)	50	29	21	0.580	Lost to UTI (2-4) in 2015 AHL Western Conference Finals Defeated RFD (4-1) in 2015 AHL Western Conference Semifinals Defeated TOR (3-2) in 2015 AHL Western Conference Quarterfinals Lost to TEX (2-4) in 2014 AHL Western Conference Semifinals Defeated ABB (3-1) in 2014 AHL Western Conference Quarterfinals Defeated SYR (4-2) in 2013 AHL Calder Cup Finals Defeated OKC (4-3) in 2013 AHL Western Conference Finals Defeated TOR (4-2) in 2013 AHL Western Conference Semifinals Defeated HOU (3-2) in 2013 AHL Western Conference Quarterfinals
Curt Fraser (2009)	10	4	6	0.400	Lost to MTB (0-4) in 2009 AHL North Division Finals Defeated HAM (4-2) in 2009 AHL North Division Semifinals
Greg Ireland (2005-07)	23	11	12	0.478	Lost to MTB (3-4) in 2007 AHL North Division Semifinals Lost to MIL (0-4) in 2006 AHL Western Conference Finals Defeated MTB (4-3) in 2006 AHL North Division Finals Defeated TOR (4-1) in 2006 AHL North Division Semifinals
Danton Cole (2003-04)	19	10	9	0.526	Lost to CHI (0-4) in 2004 AHL West Division Semifinals Lost to HOU (3-4) in 2003 AHL Western Conference Finals Defeated CHI (4-0) in 2003 AHL Western Conference Semifinals Defeated WIL (3-1) in 2003 AHL Western Conference Quarterfinals
Bruce Cassidy (2001-02)	15	8	7	0.533	Lost to CHI (2-3) in 2002 AHL Western Conference Quarterfinals Lost to ORL (2-4) in 2001 IHL Eastern Conference Finals Defeated CLE (4-0) in 2001 IHL Eastern Conference Semifinals
Guy Charron (2000)	17	10	7	0.588	Lost to CHI (2-4) in 2000 IHL Turner Cup Finals Defeated CIN (4-1) in 2000 IHL Eastern Conference Finals Defeated CLE (4-2) in 2000 IHL Eastern Conference Semifinals
Bob McNamara (1998)	3	0	3	0.000	Lost to CIN (0-3) in 1998 IHL Eastern Conference Quarterfinals
Dave Allison (1997)	5	2	3	0.400	Lost to ORL (2-3) in 1997 IHL Eastern Conference Quarterfinals

## PLAYOFF HISTORY

## OVERTIME RESULTS

Date	Opponent	Game-Round	Result	Time	GWG	GR/OPP Goalies
Apr. 21, 1997	@ Orl	G2-ECQ	5-4 W (2OT)	39:25	Danton Cole	Reddick/LaGrand
Apr. 22, 1998	CIN	G3-ECQ	3-4 L	17:15	Don Biggs	Lalime/Sarjeant
Apr. 26, 2000	CLE	G1-ECS	1-2 L	2:01	Sean Berens	Hurme/Gordon
Apr. 30, 2000	@ Cle	G3-ECS	4-3 W	13:02	Chris Szysky	Hurme/Lamothe
May 26, 2000	@ Chi	G1-TCF	3-4 L	17:34	Steve Maltais	Hurme/Young
May 3, 2001	ORL	G1-ECF	3-4 L (3OT)	51:12	Hugo Boisvert	Fountain/Maracle
May 9, 2001	ORL	G4-ECF	3-4 L	7:06	Brian Pothier	Fountain/Maracle
Apr. 28, 2003	CHI	G1-WCS	4-3 W	16:59	Stacy Roest	Lamothe/Maracle
May 12, 2003	HOU	G1-WCF	2-3 L	5:29	Tony Tuzzolino	Lamothe/Holmqvist
May 19, 2003	@ Hou	G5-WCF	5-4 W (2OT)	26:35	Stacy Roest	Lamothe/Holmqvist
May 21, 2003	HOU	G6-WCF	2-1 W	5:12	Mark Mowers	Lamothe/Holmqvist
Apr. 16, 2004	CHI	G1-WDS	3-4 L	0:58	Derek MacKenzie	Lamothe/Lehtonen
Apr. 21, 2006	TOR	G1-NDS	6-5 W (3OT)	42:21	Jiri Hudler	Howard/Aubin
Apr. 28, 2006	@ Tor	G5-NDS	2-1 W (2OT)	20:11	Matt Ellis	MacIntyre/Aubin
May 9, 2006	@ Mtb	G3-NDF	5-4 W	6:38	Eric Manlow	Howard/Flaherty
Apr. 23, 2007	MTB	G3-NDS	2-1 W	12:39	Matt Ellis	Howard/MacIntyre
Apr. 27, 2007	MTB	G5-NDS	4-3 W	4:20	Tony Voce	Howard/MacIntyre
Apr. 22, 2009	HAM	G4-NDS	3-4 L	2:42	Ryan White	Howard/Denis
Apr. 25, 2014	@ Abb	G1-WCQ	2-1 W (2OT)	39:26	Ryan Sproul	Mrazek/Ortio
May 16, 2014	TEX	G5-WCS	2-3 L	3:18	Chris Mueller	Mrazek/Nilstorp
May 14, 2015	@ Rfd	G4-WCS	2-1 W	0:13	Tyler Bertuzzi	McCollum/Leighton
May 29, 2015	UTI	G4-WCF	3-2 W	5:05	Andreas Athanasiou	McCollum/Markstrom
May 5, 2016	@ Le	G1-CDF	2-3 L	12:23	Oliver Bjorkstrand	McCollum/Korpisalo
May 16, 2016	LE	G6-CDF	3-4 L	12:32	Zach Werenski	Coreau/Forsberg
April 21, 2017	MIL	G1-CDS	4-3 W	9:32	Tomas Nosek	Coreau/Mazanec
April 26, 2017	@ Mil	G3-CDS	3-2 W	10:03	Kyle Crisculo	Coreau/Mazanec
June 3, 2017	SYR	G2-CCF	6-5 W (2OT)	27:02	Ben Street	Coreau/McKenna



## GRIFFINS ALL-TIME LEADERS - PLAYOFFS

## GRIFFINS ALL-TIME TOP TEN

Games Played		Goals		Assists	
1. Nathan Paetsch	78	1. Tyler Bertuzzi	23	1. Nathan Paetsch	27
2. Brian Lashoff	75	2. Teemu Pulkkinen	22	2. Derek King	25
3. Mitch Callahan	60	3. Derek King	16	3. Eric Tangradi	22
4. Jeff Hoggan	59	Tomas Tatar	16	4. Mitch Callahan	21
Travis Richards	59	5. Kevin Miller	14	Jiri Hudler	21
6. Brennan Evans	50	6. Mitch Callahan	13	Travis Richards	21
7. Derek King	46	Tomas Jurco	13	7. Slava Butsayev	17
8. Colin Campbell	45	Tomas Nosek	13	Martin Frk	17
9. Tyler Bertuzzi	42	Michel Picard	13	Tomas Nosek	17
10. Darryl Bootland	41	10. Petr Schastlivy	12	Riley Sheahan	17
Michel Picard	41	Ben Street	12	Ben Street	17

## GRIFFINS SINGLE-SEASON TOP TEN

Games Played			Goals			Assists	
1. 13 players tied	*24	2012-13	1. Tomas Tatar	*16	2012-13	1. Eric Tangradi	17 2016-17
			2. Teemu Pulkkinen	*14	2014-15	2. Jiri Hudler	16 2005-06
			3. Jan Mursak	11	2012-13	3. Ben Street	13 2016-17
			Kevin Miller	11	1999-00	Riley Sheahan	13 2012-13
			5. Tomas Nosek	10	2016-17	5. Tomas Nosek	12 2016-17
			Stacy Roest	10	2002-03	Chad Billins	12 2012-13
			7. Tyler Bertuzzi	9	2016-17	Slava Butsayev	12 1999-00
			8. Matthew Ford	8	2016-17	8. Andy Miele	11 2014-15
			Ben Street	8	2016-17	Landon Ferraro	11 2012-13
			Tomas Jurco	8	2012-13	Nathan Paetsch	11 2012-13
			Michel Picard	8	1999-00		
			Petr Schastlivy	8	1999-00		

## GRIFFINS YEAR-BY-YEAR LEADERS

Games Played		Goals		Assists		
2018-19	13 players tied	5	Colin Campbell	3	Camper/Hronek	3
2017-18	15 players tied	5	Ben Street	4	Ben Street	4
2016-17	16 players tied	19	Tomas Nosek	10	Eric Tangradi	17
2015-16	15 players tied	9	Tyler Bertuzzi	7	Mantha/Sproul	7
2014-15	13 players tied	16	Teemu Pulkkinen	*14	Andy Miele	11
2013-14	11 players tied	10	Jurco/Pulkkinen	5	Cory Emmerton	7
2012-13	13 players tied	*24	Tomas Tatar	*16	Riley Sheahan	13
2011-12	n/a		n/a		n/a	
2010-11	n/a		n/a		n/a	
2009-10	n/a		n/a		n/a	
2008-09	15 players tied	10	Justin Abdelkader	6	Ville Leino	10
2007-08	n/a		n/a		n/a	
2006-07	15 players tied	7	Matt Ellis	4	Kip Miller	5
2005-06	15 players tied	16	Valtteri Filppula	7	Jiri Hudler	16
2004-05	n/a		n/a		n/a	
2003-04	17 players tied	4	Kevin Miller		Jiri Hudler	5
2002-03	15 players tied	15	Stacy Roest	10	Derek King	10
2001-02	14 players tied	5	Langfeld/Skarperud	2	Hugo Boisvert	3
2000-01	15 players tied	10	David Oliver	6	Kip Miller	8
1999-00	Nine players tied	17	Kevin Miller	11	Slava Butsayev	12
1998-99	n/a		n/a		n/a	
1997-98	15 players tied	3	Ed Patterson	2	Mark Greig	4
1996-97	14 players tied	5	Danton Cole	3	Jeff Nelson	4

\* Led League

**GRIFFINS ALL-TIME LEADERS - PLAYOFFS**

**GRIFFINS ALL-TIME TOP TEN**

Points		Plus/Minus		Penalty Minutes	
1. Derek King	41	1. Jan Mursak	+17	1. Darryl Bootland	130
2. Tyler Bertuzzi	39	2. Ivan Ciernik	+14	2. Brennan Evans	97
3. Mitch Callahan	34	Brennan Evans	+14	3. Chris Szysky	72
Teemu Pulkkinen	34	4. Tyler Bertuzzi	+12	4. Tyler Bertuzzi	68
5. Tomas Nosek	30	Dylan McIlrath	+12	5. Mitch Callahan	66
Nathan Paetsch	30	Petr Schastlivy	+12	6. Dave Van Drunen	58
7. Ben Street	29	Eric Tangradi	+12	7. Jeff Hoggan	56
8. Jiri Hudler	28	8. Nathan Paetsch	+10	8. Filip Hronek	48
Eric Tangradi	28	9. Andreas Athanasiou	+9	9. Chris Neil	46
10. Jeff Hoggan	27	Dan Renouf	+9	10. Aaron Downey	44

**GRIFFINS SINGLE-SEASON TOP TEN**

Points			Plus/Minus			Penalty Minutes		
1. Tomas Nosek	22	2016-17	1. Jan Mursak	+12	2012-13	1. Tyler Bertuzzi	*50	2016-17
Jiri Hudler	22	2005-06	2. Mitch Callahan	+10	2016-17	Darryl Bootland	50	2005-06
3. Ben Street	21	2016-17	Dylan McIlrath	+10	2016-17	3. Darryl Bootland	46	2002-03
Tomas Tatar	21	2012-13	Brennan Evans	+10	2012-13	4. Chris Szysky	45	1999-00
5. Tyler Bertuzzi	19	2016-17	5. Philippe Plante	+9	1999-00	5. Aaron Downey	44	2008-09
Eric Tangradi	19	2016-17	Petr Schastlivy	+9	1999-00	6. Terry Virtue	42	2005-06
7. Teemu Pulkkinen	18	2014-15	7. Joe Hicketts	+8	2016-17	7. Brennan Evans	36	2012-13
Kevin Miller	18	1999-00	Teemu Pulkkinen	+8	2013-14	8. Darcy Simon	35	1996-97
Michel Picard	18	1999-00	Luke Glendening	+8	2012-13	9. Mitch Callahan	33	2012-13
10. Jan Mursak	17	2012-13	John Gruden	+8	2000-01	10. Darryl Bootland	32	2006-07
			Ivan Ciernik	+8	1999-00	Yves Sarault	32	1999-00
			Yves Sarault	+8	1999-00			

**GRIFFINS YEAR-BY-YEAR LEADERS**

Points		Plus/Minus		Penalty Minutes		
2018-19	Elson/Puempel	4	Colin Campbell	+5	Filip Hronek	28
2017-18	Ben Street	8	Three players tied	+2	Dan Renouf	19
2016-17	Tomas Nosek	22	Callahan/McIlrath	+10	Tyler Bertuzzi	*50
2015-16	Anthony Mantha	11	Bertuzzi/Miele	+7	Andy Miele	12
2014-15	Teemu Pulkkinen	18	Xavier Ouellet	+6	Brennan Evans	*31
2013-14	Teemu Pulkkinen	11	Teemu Pulkkinen	+8	Brennan Evans	30
2012-13	Tomas Tatar	21	Jan Mursak	+12	Brennan Evans	36
2011-12	n/a		n/a		n/a	
2010-11	n/a		n/a		n/a	
2009-10	n/a		n/a		n/a	
2008-09	Ville Leino	13	Darren Haydar	+5	Aaron Downey	44
2007-08	n/a		n/a		n/a	
2006-07	Matt Ellis	7	Brad Norton	+5	Darryl Bootland	32
2005-06	Jiri Hudler	22	Derek Meech	+4	Darryl Bootland	50
2004-05	n/a		n/a		n/a	
2003-04	Jiri Hudler	6	Danny Groulx	+1	Three players tied	8
2002-03	Stacy Roest	16	King/Roest	+6	Darryl Bootland	46
2001-02	Hugo Boisvert	4	Hymovitz/Van Drunen	+2	Jason Doig	18
2000-01	Kip Miller	13	John Gruden	+8	Sean Gagnon	30
1999-00	Kevin Miller/Picard	18	Plante/Schastlivy	+9	Chris Szysky	45
1998-99	n/a		n/a		n/a	
1997-98	Mark Greig	4	Shane Hnidy	+2	Shane Hnidy	23
1996-97	Four players tied	4	Darcy Simon	+4	Darcy Simon	35

\* Led League

## GRIFFINS ALL-TIME LEADERS - PLAYOFFS

## GRIFFINS ALL-TIME TOP TEN

Power Play Goals		Shorthanded Goals		Game-Winning Goals	
1. Teemu Pulkkinen	9	1. Hugo Boisvert	1	1. Tyler Bertuzzi	8
2. Matthew Ford	7	Mitch Callahan	1	2. Stacy Roest	5
Derek King	7	Matt Ellis	1	3. Tomas Nosek	4
Tomas Tatar	7	Cory Emmerton	1	4. Darryl Bootland	3
5. Tomas Jurco	6	Landon Ferraro	1	Mitch Callahan	3
Kevin Miller	6	Sean Gagnon	1	Matt Ellis	3
Tomas Nosek	6	Luke Glendening	1	Tomas Jurco	3
8. Jiri Hudler	4	Jakub Kindl	1	Todd White	3
Ed Patterson	4	Derek King	1	9. 17 players tied	2
10. Rob Collins	3	Brian Lashoff	1		
Matt Lorito	3	Tomas Nosek	1		
Donald MacLean	3	Stacy Roest	1		
Michel Picard	3	Yves Sarault	1		
Matt Puempel	3				
Travis Richards	3				
Stacy Roest	3				
Evgeny Svechnikov	3				

## GRIFFINS SINGLE-SEASON TOP TEN

Power Play Goals			Shorthanded Goals			Game-Winning Goals		
1. Tomas Tatar	*7	2012-13	1. Brian Lashoff	1	2015-16	1. Stacy Roest	*5	2002-03
2. Matthew Ford	*6	2016-17	Tomas Nosek	1	2014-15	2. Tomas Nosek	*4	2016-17
Teemu Pulkkinen	*6	2014-15	Cory Emmerton	1	2013-14	Tyler Bertuzzi	*4	2014-15
4. Tomas Nosek	5	2016-17	Mitch Callahan	1	2012-13	4. Tomas Jurco	3	2012-13
Kevin Miller	5	1999-00	Landon Ferraro	1	2012-13	Todd White	3	2000-01
6. Tomas Jurco	4	2012-13	Luke Glendening	1	2012-13	6. 16 players tied	2	
Derek King	4	1999-00	Jakub Kindl	1	2008-09			
8. Matt Lorito	3	2016-17	Matt Ellis	1	2006-07			
Evgeny Svechnikov	3	2016-17	Hugo Boisvert	1	2002-03			
Jiri Hudler	3	2005-06	Stacy Roest	1	2002-03			
Donald MacLean	3	2005-06	Sean Gagnon	1	2000-01			
Rob Collins	3	2002-03	Derek King	1	2000-01			
Stacy Roest	3	2002-03	Yves Sarault	1	1999-00			
Derek King	3	2000-01						

## GRIFFINS YEAR-BY-YEAR LEADERS

	Power Play Goals		Shorthanded Goals		Game-Winning Goals	
2018-19	Matt Puempel	2	n/a		Megan/Puempel	1
2017-18	Four players tied	1	n/a		Ford/Tangradi	1
2016-17	Matthew Ford	*6	n/a		Tomas Nosek	*4
2015-16	Anthony Mantha	2	Brian Lashoff	1	Tyler Bertuzzi	2
2014-15	Teemu Pulkkinen	*6	Tomas Nosek	1	Tyler Bertuzzi	*4
2013-14	Jurco/Pulkkinen	2	Cory Emmerton	1	Andrej Nestrasil	2
2012-13	Tomas Tatar	*7	Three players tied	1	Tomas Jurco	3
2011-12	n/a		n/a		n/a	
2010-11	n/a		n/a		n/a	
2009-10	n/a		n/a		n/a	
2008-09	Haydar/Leino	2	Jakub Kindl	1	Justin Abdelkader	2
2007-08	n/a		n/a		n/a	
2006-07	Matt Ellis	1	Matt Ellis	1	Matt Ellis	2
2005-06	Hudler/MacLean	3	n/a		Bootland/Hudler	2
2004-05	n/a		n/a		n/a	
2003-04	Three players tied	1	n/a		n/a	
2002-03	Collins/Roest	3	Boisvert/Roest	1	Stacy Roest	5
2001-02	Tim Skarperud	2	n/a		Boisvert/Kwiatkowski	1
2000-01	Derek King	3	Gagnon/King	1	Todd White	3
1999-00	Kevin Miller	5	Yves Sarault	1	Three players tied	2
1998-99	n/a		n/a		n/a	
1997-98	Ed Patterson	2	n/a		n/a	
1996-97	Three players tied	1	n/a		Cole/T. Nelson	1

\* Led League

**GRIFFINS ALL-TIME LEADERS - PLAYOFFS**

**GRIFFINS ALL-TIME TOP TEN**

First Goals			Overtime Goals			Unassisted Goals		
1.	Mitch Callahan	4	1.	Matt Ellis	2	1.	Tomas Jurco	2
	Tomas Jurco	4		Stacy Roest	2		Brian Lashoff	2
3.	Hugo Boisvert	3	3.	Andreas Athanasiou	1		Mark Mowers	2
	Matt Ellis	3		Tyler Bertuzzi	1		Philippe Plante	2
	Kip Miller	3		Danton Cole	1		Petr Schastlivy	2
	Teemu Pulkkinen	3		Kyle Crisuolo	1	6.	27 players tied	1
	Petr Schastlivy	3		Jiri Hudler	1			
	Tomas Tatar	3		Eric Manlow	1			
9.	Joakim Andersson	2		Mark Mowers	1			
	Danton Cole	2		Tomas Nosek	1			
	Matthew Ford	2		Ryan Sproul	1			
	Martin Frk	2		Ben Street	1			
	Derek King	2		Chris Szysky	1			
	Kent McDonell	2		Tony Voce	1			
	Mark Mowers	2						
	Stacy Roest	2						
	Ben Street	2						
	Eric Tangradi	2						

**GRIFFINS SINGLE-SEASON TOP TEN**

First Goals			Overtime Goals			Unassisted Goals					
1.	Tomas Tatar	3	2012-13	1.	Stacy Roest	2	2002-03	1.	Tomas Jurco	2	2012-13
	Kip Miller	3	2000-01	2.	Kyle Crisuolo	*1	2016-17		Mark Mowers	2	2002-03
	Petr Schastlivy	3	1999-00		Tomas Nosek	*1	2016-17		Philippe Plante	2	1999-00
4.	Mitch Callahan	2	2016-17		Ben Street	*1	2016-17	4.	30 players tied	1	
	Martin Frk	2	2016-17		Andreas Athanasiou	*1	2014-15				
	Teemu Pulkkinen	2	2014-15		Tyler Bertuzzi	*1	2014-15				
	Tomas Jurco	2	2013-14		Ryan Sproul	*1	2013-14				
	Joakim Andersson	2	2012-13		Matt Ellis	1	2006-07				
	Mitch Callahan	2	2012-13		Tony Voce	1	2006-07				
	Tomas Jurco	2	2012-13		Matt Ellis	1	2005-06				
	Matt Ellis	2	2005-06		Jiri Hudler	1	2005-06				
	Kent McDonell	2	2005-06		Eric Manlow	1	2005-06				
	Hugo Boisvert	2	2002-03		Mark Mowers	1	2002-03				
	Mark Mowers	2	2002-03		Chris Szysky	1	1999-00				
	Stacy Roest	2	2002-03		Danton Cole	1	1996-97				
	Danton Cole	2	1996-97								

**GRIFFINS YEAR-BY-YEAR LEADERS**

	First Goals		Overtime Goals		Unassisted Goals	
2018-19	Hulak/Saarjarvi	1	n/a		Turner Elson	1
2017-18	Ford/Street	1	n/a		Lashoff/Street	1
2016-17	Callahan/Frk	2	Three players tied	*1	Crisuolo/Renouf	1
2015-16	Three players tied	1	n/a		Three players tied	1
2014-15	Teemu Pulkkinen	2	Athanasiou/Bertuzzi	*1	Four players tied	1
2013-14	Tomas Jurco	2	Ryan Sproul	1	Cory Emmerton	1
2012-13	Tomas Tatar	3	n/a		Tomas Jurco	2
2011-12	n/a		n/a		n/a	
2010-11	n/a		n/a		n/a	
2009-10	n/a		n/a		n/a	
2008-09	Five players tied	1	n/a		Justin Abdelkader	1
2007-08	n/a		n/a		n/a	
2006-07	Matt Ellis	1	Ellis/Voce	1	Matt Ellis	1
2005-06	Ellis/McDonell	2	Three players tied	1	Donald MacLean	1
2004-05	n/a		n/a		n/a	
2003-04	Jeff Nelson	1	n/a		n/a	
2002-03	Three players tied	2	Stacy Roest	2	Mark Mowers	2
2001-02	Hugo Boisvert	1	n/a		Langfeld/Murphy	1
2000-01	Kip Miller	3	n/a		n/a	
1999-00	Petr Schastlivy	3	Chris Szysky	1	n/a	
1998-99	n/a		n/a		n/a	
1997-98	Ed Patterson	1	n/a		n/a	
1996-97	Danton Cole	2	Danton Cole	1	n/a	

\* Led League

## GRIFFINS ALL-TIME LEADERS - PLAYOFFS

## GRIFFINS ALL-TIME TOP TEN

Shots		Shooting Percentage (Min. 1.25 Shots Per Game)	
1. Derek King	148	1. Filip Zadina	0.286
2. Jeff Hoggan	124	2. Ed Patterson	0.280
3. Teemu Pulkkinen	123	3. David Oliver	0.273
4. Travis Richards	120	4. Valtteri Filppula	0.269
5. Mitch Callahan	112	5. Tyler Bertuzzi	0.264
6. Nathan Paetsch	104	6. Josh Langfeld	0.250
7. Michel Picard	102	Dylan Larkin	0.250
8. Eric Tangradi	99	Kevin Miller	0.250
9. Tomas Jurco	93	Stacy Roest	0.250
10. Tomas Nosek	89	10. Turner Elson	0.222
		Todd White	0.222

## GRIFFINS SINGLE-SEASON TOP TEN

Shots			Shooting Percentage (Min. 1.25 Shots Per Game)	
1. Tomas Tatar	*78	2012-13	1. Tyler Bertuzzi	0.350 2015-16
2. Derek King	75	1999-00	2. Colin Campbell	0.333 2018-19
3. Teemu Pulkkinen	69	2014-15	Ed Patterson	0.333 1997-98
Tomas Jurco	69	2012-13	4. Kevin Miller	0.300 2003-04
5. Ben Street	64	2016-17	5. Turner Elson	0.286 2018-19
6. Jiri Hudler	60	2005-06	Filip Zadina	0.286 2018-19
Michel Picard	60	1999-00	7. David Oliver	0.273 2000-01
8. Petr Schastlivy	58	1999-00	8. Hugo Boisvert	0.263 2002-03
9. Eric Tangradi	57	2016-17	9. Valtteri Filppula	0.259 2005-06
Jan Mursak	57	2012-13	10. Stacy Roest	0.250 2002-03
Tomas Kopecky	57	2005-06	Josh Langfeld	0.250 2001-02
			Travis Richards	0.250 1997-98
			Danton Cole	0.250 1996-97

## GRIFFINS YEAR-BY-YEAR LEADERS

Shots		Shooting Percentage (Min. 1.25 Shots Per Game)	
2018-19	Filip Hronek 17	Colin Campbell	0.333
2017-18	Matt Puempel 25	Ben Street	0.190
2016-17	Ben Street 64	Tyler Bertuzzi	0.237
2015-16	Ryan Sproul 30	Tyler Bertuzzi	0.350
2014-15	Teemu Pulkkinen 69	Tyler Bertuzzi	0.241
2013-14	Teemu Pulkkinen 28	Tomas Jurco	0.208
2012-13	Tomas Tatar *78	Tomas Tatar	0.205
2011-12	n/a	n/a	
2010-11	n/a	n/a	
2009-10	n/a	n/a	
2008-09	Justin Abdelkader 42	Darren McCarty	0.176
2007-08	n/a	n/a	
2006-07	Matt Ellis 36	Tony Voce	0.176
2005-06	Jiri Hudler 60	Valtteri Filppula	0.259
2004-05	n/a	n/a	
2003-04	Travis Richards 13	Kevin Miller	0.300
2002-03	Jason Williams 46	Hugo Boisvert	0.263
2001-02	Tim Skarperud 17	Josh Langfeld	0.250
2000-01	Derek King 32	David Oliver	0.273
1999-00	Derek King 75	Kevin Miller	0.239
1998-99	n/a	n/a	
1997-98	Cole/Metropolit 12	Ed Patterson	0.333
1996-97	Ben Hankinson 16	Danton Cole	0.250

\* Led League

## GRIFFINS ALL-TIME LEADERS - PLAYOFFS

## GRIFFINS ALL-TIME TOP TEN

Goalie Games Played		Minutes		Goals Against Average (Min. 60 Minutes Played)	
1. Petr Mrazek	34	1. Petr Mrazek	2030:50	1. Drew MacIntyre	1.62
2. Jimmy Howard	30	2. Jimmy Howard	1795:13	2. Mathieu Chouinard	1.78
3. Jared Coreau	26	3. Jared Coreau	1514:00	3. Marc Lamothe	2.15
Tom McCollum	26	4. Tom McCollum	1470:31	4. Jani Hurme	2.16
5. Marc Lamothe	19	5. Marc Lamothe	1144:50	Martin Prusek	2.16
6. Jani Hurme	17	6. Jani Hurme	1028:02	6. Pokey Reddick	2.32
7. Mike Fountain	9	7. Mike Fountain	541:45	7. Petr Mrazek	2.45
8. Drew MacIntyre	5	8. Pokey Reddick	335:51	8. Tom McCollum	2.57
Martin Prusek	5	9. Harri Sateri	292:13	9. Jared Coreau	2.66
Pokey Reddick	5	10. Martin Prusek	277:39	10. Harri Sateri	2.67
Harri Sateri	5				

## GRIFFINS SINGLE-SEASON TOP TEN

Goalie Games Played			Minutes			Goals Against Average (Min. 60 Minutes Played)		
1. Petr Mrazek	*24	2012-13	1. Petr Mrazek	*1431:18	2012-13	1. Drew MacIntyre	1.62	2005-06
2. Jared Coreau	19	2016-17	2. Jared Coreau	1140:48	2016-17	2. Mathieu Chouinard	1.78	2000-01
3. Jani Hurme	17	1999-00	3. Jani Hurme	1028:02	1999-00	3. Marc Lamothe	1.84	2002-03
4. Tom McCollum	15	2014-15	4. Marc Lamothe	944:54	2002-03	4. Jared Coreau	1.89	2015-16
Marc Lamothe	15	2002-03	5. Tom McCollum	894:52	2014-15	5. Jared Coreau	1.92	2017-18
6. Jimmy Howard	13	2005-06	6. Jimmy Howard	762:39	2005-06	6. Jimmy Howard	1.93	2006-07
7. Petr Mrazek	10	2013-14	7. Petr Mrazek	599:32	2013-14	7. Martin Prusek	2.16	2001-02
Jimmy Howard	10	2008-09	8. Jimmy Howard	598:26	2008-09	Jani Hurme	2.16	1999-00
9. Mike Fountain	8	2000-01	9. Mike Fountain	521:45	2000-01	9. Petr Mrazek	2.31	2012-13
10. Tom McCollum	7	2015-16	10. Jimmy Howard	434:08	2006-07	10. Pokey Reddick	2.32	1996-97
Jimmy Howard	7	2006-07						

## GRIFFINS YEAR-BY-YEAR LEADERS

Goalie Games Played			Minutes			Goals Against Average (Min. 60 Minutes Played)		
2018-19	Harri Sateri	5	Harri Sateri	292:13	Harri Sateri	2.67		
2017-18	Coreau/McCollum	3	Jared Coreau	156:24	Jared Coreau	3.92		
2016-17	Jared Coreau	19	Jared Coreau	1140:48	Jared Coreau	2.84		
2015-16	Tom McCollum	7	Tom McCollum	401:22	Jared Coreau	1.89		
2014-15	Tom McCollum	15	Tom McCollum	894:52	Tom McCollum	2.55		
2013-14	Petr Mrazek	10	Petr Mrazek	599:32	Petr Mrazek	2.80		
2012-13	Petr Mrazek	*24	Petr Mrazek	*1431:18	Petr Mrazek	2.31		
2011-12	n/a		n/a		n/a			
2010-11	n/a		n/a		n/a			
2009-10	n/a		n/a		n/a			
2008-09	Jimmy Howard	10	Jimmy Howard	598:26	Jimmy Howard	2.41		
2007-08	n/a		n/a		n/a			
2006-07	Jimmy Howard	7	Jimmy Howard	434:08	Jimmy Howard	1.93		
2005-06	Jimmy Howard	13	Jimmy Howard	762:39	Drew MacIntyre	1.62		
2004-05	n/a		n/a		n/a			
2003-04	Marc Lamothe	4	Marc Lamothe	199:56	Marc Lamothe	3.60		
2002-03	Marc Lamothe	15	Marc Lamothe	944:54	Marc Lamothe	1.84		
2001-02	Martin Prusek	5	Martin Prusek	277:39	Martin Prusek	2.16		
2000-01	Mike Fountain	8	Mike Fountain	521:45	Mathieu Chouinard	1.78		
1999-00	Jani Hurme	17	Jani Hurme	1028:02	Jani Hurme	2.16		
1998-99	n/a		n/a		n/a			
1997-98	Ian Gordon	2	Ian Gordon	118:48	Patrick Lalime	3.11		
1996-97	Pokey Reddick	5	Pokey Reddick	335:51	Pokey Reddick	2.32		

## GRIFFINS ALL-TIME LEADERS - PLAYOFFS

## GRIFFINS ALL-TIME TOP TEN

Wins		Shutouts		Saves	
1. Petr Mrazek	20	1. Petr Mrazek	4	1. Petr Mrazek	891
2. Jared Coreau	18	2. Jared Coreau	1	2. Jimmy Howard	733
3. Tom McCollum	13	Mike Fountain	1	3. Jared Coreau	718
4. Jimmy Howard	12	Jani Hurme	1	4. Tom McCollum	665
5. Jani Hurme	10	Marc Lamothe	1	5. Marc Lamothe	511
Marc Lamothe	10			6. Jani Hurme	447
7. Mike Fountain	5			7. Mike Fountain	218
8. Drew MacIntyre	3			8. Pokey Reddick	141
9. Martin Prusek	2			9. Harri Sateri	133
Pokey Reddick	2			10. Drew MacIntyre	110
Harri Sateri	2				

## GRIFFINS SINGLE-SEASON TOP TEN

Wins		Shutouts		Saves	
1. Jared Coreau	*15 2016-17	1. Petr Mrazek	*42012-13	1. Petr Mrazek	*603 2012-13
Petr Mrazek	*15 2012-13	2. Jared Coreau	12017-18	2. Jared Coreau	542 2016-17
3. Marc Lamothe	10 2002-03	Marc Lamothe	12002-03	3. Jani Hurme	447 1999-00
Jani Hurme	10 1999-00	Mike Fountain	12000-01	4. Marc Lamothe	414 2002-03
5. Tom McCollum	9 2014-15	Jani Hurme	11999-00	5. Tom McCollum	413 2014-15
6. Petr Mrazek	5 2013-14			6. Jimmy Howard	340 2005-06
Jimmy Howard	5 2005-06			7. Petr Mrazek	288 2013-14
Mike Fountain	5 2000-01			8. Jimmy Howard	216 2008-09
9. Jimmy Howard	4 2008-09			9. Mike Fountain	208 2000-01
10. Tom McCollum	3 2015-16			10. Tom McCollum	181 2015-16
Jimmy Howard	3 2006-07				
Drew MacIntyre	3 2005-06				

## GRIFFINS YEAR-BY-YEAR LEADERS

	Wins		Shutouts		Saves	
2018-19	Harri Sateri	2	n/a		Harri Sateri	133
2017-18	Coreau/McCollum	1	Jared Coreau	1	Jared Coreau	61
2016-17	Jared Coreau	*15	n/a		Jared Coreau	542
2015-16	Tom McCollum	3	n/a		Tom McCollum	181
2014-15	Tom McCollum	9	n/a		Tom McCollum	413
2013-14	Petr Mrazek	5	n/a		Petr Mrazek	288
2012-13	Petr Mrazek	*15	Petr Mrazek	*4	Petr Mrazek	*603
2011-12	n/a		n/a		n/a	
2010-11	n/a		n/a		n/a	
2009-10	n/a		n/a		n/a	
2008-09	Jimmy Howard	4	n/a		Jimmy Howard	216
2007-08	n/a		n/a		n/a	
2006-07	Jimmy Howard	3	n/a		Jimmy Howard	177
2005-06	Jimmy Howard	5	n/a		Jimmy Howard	340
2004-05	n/a		n/a		n/a	
2003-04	n/a		n/a		Marc Lamothe	97
2002-03	Marc Lamothe	10	Marc Lamothe	1	Marc Lamothe	414
2001-02	Martin Prusek	2	n/a		Martin Prusek	86
2000-01	Mike Fountain	5	Mike Fountain	1	Mike Fountain	208
1999-00	Jani Hurme	10	Jani Hurme	1	Jani Hurme	447
1998-99	n/a		n/a		n/a	
1997-98	n/a		n/a		Ian Gordon	53
1996-97	Pokey Reddick	2	n/a		Pokey Reddick	141

\* Led League

## GRIFFINS ALL-TIME LEADERS - PLAYOFFS

## GRIFFINS ALL-TIME TOP TEN

## Save Percentage

(Min. 60 Minutes Played)

1.	Drew MacIntyre	0.940
2.	Mathieu Chouinard	0.935
3.	Marc Lamothe	0.926
4.	Jani Hurme	0.924
5.	Pokey Reddick	0.916
6.	Jared Coreau	0.915
	Petr Mrazek	0.915
8.	Tom McCollum	0.913
9.	Harri Sateri	0.911
10.	Jimmy Howard	0.899

## GRIFFINS SINGLE-SEASON TOP TEN

## Save Percentage

(Min. 60 Minutes Played)

1.	Jared Coreau	*0.949	2015-16
2.	Drew MacIntyre	0.940	2005-06
3.	Marc Lamothe	0.935	2002-03
	Mathieu Chouinard	0.935	2000-01
5.	Jimmy Howard	0.927	2006-07
6.	Jared Coreau	0.924	2017-18
	Jani Hurme	0.924	1999-00
8.	Tom McCollum	0.919	2015-16
9.	Tom McCollum	0.916	2014-15
	Petr Mrazek	0.916	2012-13
	Pokey Reddick	0.916	1996-97

## GRIFFINS YEAR-BY-YEAR LEADERS

## Save Percentage

(Min. 60 Minutes Played)

2018-19	Harri Sateri	0.911
2017-18	Jared Coreau	0.924
2016-17	Jared Coreau	0.909
2015-16	Jared Coreau	*0.949
2014-15	Tom McCollum	0.916
2013-14	Petr Mrazek	0.911
2012-13	Petr Mrazek	0.916
2011-12	n/a	
2010-11	n/a	
2009-10	n/a	
2008-09	Jimmy Howard	0.900
2007-08	n/a	
2006-07	Jimmy Howard	0.927
2005-06	Drew MacIntyre	0.940
2004-05	n/a	
2003-04	Marc Lamothe	0.890
2002-03	Marc Lamothe	0.935
2001-02	Martin Prusek	0.896
2000-01	Mathieu Chouinard	0.935
1999-00	Jani Hurme	0.924
1998-99	n/a	
1997-98	Patrick Lalime	0.892
1996-97	Pokey Reddick	0.916

\* Led League



## GRIFFINS ALL-TIME AWARD WINNERS

**AHL Calder Cup Champions**

2016-17, 2012-13

**AHL Western Conference Playoff Champions –****Robert W. Clarke Trophy**

2016-17, 2012-13

**AHL Regular Season Champions –****Macgregor Kilpatrick Trophy**

2005-06

**AHL Western Conference Regular Season Champions –****N.R. (Bud) Poile Trophy**

2005-06

**AHL Western Conference Regular Season Champions**

2002-03

**AHL Midwest Division Champions –****N.R. (Bud) Poile Trophy**

2014-15, 2012-13

**AHL North Division Champions – Sam Pollock Trophy**

2005-06

**AHL Central Division Champions – John Chick Trophy**

2002-03

**AHL West Division Champions – N.R. (Bud) Poile Trophy**

2001-02

**AHL Ticket Sales Department of the Year**

2013-14, 2010-11

**AHL Team Business Services Award for Community****Service – Western Conference**

2012-13, 2008-09

**AHL Team Business Services Award for Digital Media –****Western Conference**

2017-18, 2014-15, 2013-14

**AHL Team Business Services Award for Fan Experience –****Western Conference**

2015-16, 2009-10

**AHL Team Business Services Award for Overall Ticket****Sales – Western Conference**

2014-15, 2008-09

**AHL Team Business Services Award for Season Ticket****Sales Growth – Western Conference**

2017-18

**AHL Outstanding Executive –****James C. Hendy Memorial Award**

2017-18

Tim Gortsema

**AHL Playoff MVP – Jack A. Butterfield Trophy**

2016-17

Tyler Bertuzzi

2012-13

Tomas Tatar

**AHL Coach of the Year - Louis A.R. Pieri Memorial Award**

2013-14

Jeff Blashill

2001-02

Bruce Cassidy

**AHL Regular Season MVP – Les Cunningham Award**

2005-06

Donald MacLean

**AHL Outstanding Defenseman – Eddie Shore Award**

2004-05

Niklas Kronwall

**AHL Outstanding Goaltender - Aldege "Baz" Bastien Memorial Award**

2002-03

Marc Lamothe

2001-02

Martin Prusek

**AHL Outstanding Team Goaltending - Harry "Hap" Holmes Memorial Award**

2002-03

Marc Lamothe, Joey MacDonald

2001-02

Martin Prusek, Simon Lajeunesse, Mathieu Chouinard

**AHL Top Goal Scorer – Willie Marshall Award**

2014-15

Teemu Pulkkinen

2005-06

Donald MacLean (co-winner)

**AHL Fred T. Hunt Memorial Award**

(player who best exemplifies the qualities of sportsmanship, determination and dedication to hockey)

2014-15

Jeff Hoggan

2011-12

Chris Minard

**AHL Yanick Dupre Memorial Award (Man of the Year)**

2020-21

Josh Chapman and head trainers from all 31 AHL teams

**AHL Outstanding Media Coverage –****James H. Ellery Memorial Award**

2019-20

Larry Figurski (WOOD TV8)

2009-10

Bob Kaser - Radio

2007-08

Tim Doty (Fox 17) - TV

2002-03

Joe Conklin (Grand Rapids Press) - Newspaper  
WOOD TV8 - TV**AHL Outstanding PR & Marketing Executive –****Ken McKenzie Award**

2006-07

Randy Cleves

**AHL All-Star Team**

2020-21

RW Riley Barber (Central Division)

2015-16

D Robbie Russo (2nd Team)

2014-15

C Andy Miele (1st Team)

2013-14

RW Teemu Pulkkinen (1st Team)

D Adam Almqvist (2nd Team)

G Petr Mrazek (2nd Team)

2012-13

RW Gustav Nyquist (1st Team)

2008-09

RW Darren Haydar (2nd Team)

2005-06

LW Donald MacLean (1st Team)

D Bryan Helmer (2nd Team)

LW Jiri Hudler (2nd Team)

D Niklas Kronwall (1st Team)

G Marc Lamothe (1st Team)

RW Mark Mowers (2nd Team)

LW Michel Picard (2nd Team)

2001-02

D John Gruden (1st Team)

G Martin Prusek (1st Team)

**AHL All-Rookie Team**

2017-18

D Filip Hronek

2015-16

D Robbie Russo

2013-14

RW Teemu Pulkkinen

D Ryan Sproul

2011-12

LW Gustav Nyquist

2010-11

D Brendan Smith

2008-09

C Justin Abdelkader

2005-06

G Jimmy Howard

**AHL All-Star Classic Participants**

2020

RW Matthew Ford (captain)

RW Chris Terry

2019

RW Chris Terry

2018

LW Matt Lorigo

LW Matt Puempel

John Bernal (athletic trainer)

Brad Thompson (equipment manager)

Todd Nelson (coach, Central Division

All-Stars - W)

C Matt Lorigo

D Robbie Russo

2016

LW Jeff Hoggan (captain)

D Xavier Ouellet

2015

D Xavier Ouellet+

RW Teemu Pulkkinen\*

John Bernal (athletic trainer)

Brad Thompson (equipment manager)

Jeff Blashill (co-coach, AHL All-Stars - W)

D Alexey Marchenko

D Chad Billins

G Petr Mrazek

RW Gustav Nyquist

2012

LW Gustav Nyquist

2011

C Ilari Filppula#

D Brendan Smith+

C Patrick Rissmiller

D Jakub Kindl\*

G Daniel Larsson

2010

D Jonathan Ericsson

2009

G Jimmy Howard

D Derek Meech

C Kip Miller (captain)

2006

C Valtteri Filppula

LW Jiri Hudler\*

C Donald MacLean#

2005

D Niklas Kronwall\*

G Joey MacDonald

2004

LW Jiri Hudler

D Niklas Kronwall+

D Travis Richards (captain)\*

C Nathan Robinson

## GRIFFINS ALL-TIME AWARD WINNERS

	Rob Snitzer (medical therapist)
	Brad Thompson (equipment manager)
2003	G Marc Lamothe
	RW Mark Mowers
2002	Bruce Cassidy (head coach, PlanetUSA All-Stars)
	Gene Reilly (assistant coach, PlanetUSA All-Stars)
	LW Chris Bala#
	D John Gruden
	C Kip Miller@
	G Martin Prusek+
	LW Petr Schastlivy+

**AHL Player of the Month**

Feb. 2012 Chris Minard

**AHL Player of the Week**

Jan. 12, 2020	Calvin Pickard
Feb. 18, 2018	Jared Coreau
Nov. 20, 2016	Matt Lorito
Feb. 28, 2016	Robbie Russo
Nov. 22, 2015	Tomas Jurco
March 1, 2015	Petr Mrazek
Feb. 1, 2015	Jared Coreau
Feb. 3, 2013	Petr Mrazek
Jan. 20, 2013	Joakim Andersson
Dec. 13, 2009	Francis Pare
Jan. 25, 2009	Jimmy Howard
Dec. 21, 2008	Francis Pare
Feb. 19, 2007	Matt Ellis
March 20, 2006	Jimmy Howard
Dec. 26, 2005	Clay Wilson
Nov. 21, 2005	Valtteri Filppula
Oct. 17, 2005	Jiri Hudler
Feb. 16, 2004	Joey MacDonald
Dec. 22, 2003	Nathan Robinson
Nov. 18, 2002	Marc Lamothe
Jan. 14, 2002	Kip Miller
Nov. 19, 2001	Petr Schastlivy

**AHL Goaltender of the Month**

Feb. 2018	Jared Coreau
Dec. 2015	Jared Coreau
Dec. 2007	Jimmy Howard
March 2006	Jimmy Howard
Jan. 2002	Simon Lajeunesse

**AHL Rookie of the Month**

Oct. 2008	Justin Abdelkader
Feb. 2003	Tomas Kopecky

**AHL Milestone of the Month**

March 2006 Donald MacLean

**AHL Man of the Year (Griffins Nominee)**

2019-20	Chris Terry
2018-19	Chris Terry
2017-18	Tom McCollum
2016-17	Nathan Paetsch
2015-16	Tom McCollum
2014-15	Tom McCollum
2013-14	Tom McCollum
2012-13	Chad Billins
2011-12	Francis Pare
2010-11	Greg Amadio
2009-10	John Vigilante
2008-09	Jimmy Howard
2007-08	Jimmy Howard
2006-07	Derek Meech
2005-06	Bryan Helmer
2004-05	Joey MacDonald
2003-04	Travis Richards
2002-03	Marc Lamothe
2001-02	Jason Doig

## INTERNATIONAL HOCKEY LEAGUE

**IHL Eastern Conference Playoff Champions - Frank Gallagher Trophy**  
1999-00

**IHL Regular Season Champions - Fred A. Huber Trophy**  
2000-01

**IHL Eastern Division/Conference Champions**  
2000-01, 1999-00

**IHL Executive of the Year - Andy Mulligan Trophy**  
1996-97 Dan DeVos

**IHL General Manager of the Year**  
1996-97 Bob McNamara

**IHL Coach of the Year - Commissioner's Trophy**  
1999-00 Guy Charron

**IHL Regular Season Scoring Champion - Leo P. Lamoureux Trophy**  
2000-01 Derek King (co-winner)

**IHL Eastern Conference PR Staff of the Year**  
2000-01 Randy Cleves, Justin Copertino

**IHL All-Star Team**  
2000-01

	LW Derek King (1st Team)
	G Mike Fountain (2nd Team)
	D Travis Richards (2nd Team)
	LW Ivan Ciernik (Honorable Mention)
	D Joel Kwiatkowski (Hon. Men.)
	C Todd White (Hon. Men.)
	G Jani Hurme (2nd Team)
	LW Derek King (Hon. Men.)
	C Kevin Miller (Hon. Men.)
	D Todd Nelson (Hon. Men.)
	LW Michel Picard (Hon. Men.)
	LW Petr Schastlivy (Hon. Men.)
	C Glen Metropolit (Hon. Men.)
	LW Michel Picard (Hon. Men.)
	LW Michel Picard (1st Team)
	C Jeff Nelson (Hon. Men.)
	G Pokey Reddick (Hon. Men.)

1999-00

1998-99

1997-98

1996-97

**IHL All-Star Game Participants**

2001	Bruce Cassidy (co-coach)
	G Mike Fountain*
	D Joel Kwiatkowski#
	D Travis Richards@
	C Todd White*
2000	D John Gruden*
	G Jani Hurme#
	C Kevin Miller*
	LW Petr Schastlivy
1999	C Robert Petrovicky
	RW Maxim Spiridonov
1998	G Ian Gordon#
	D Kerry Huffman
	LW Michel Picard#
1997	C Jeff Nelson
	LW Michel Picard*
	G Pokey Reddick*

**IHL Player of the Month**

Apr. 2001	Derek King
Apr. 2000	Slava Butsayev
Jan. 2000	Michel Picard
Nov. 1998	Robert Petrovicky
Nov. 1997	Michel Picard
Dec. 1996	Michel Picard

**IHL Player of the Week**

Apr. 2, 2001	Derek King
Mar. 19, 2001	Slava Butsayev
Feb. 19, 2001	Kip Miller
Jan. 2, 2001	Slava Butsayev
Dec. 11, 2000	Chris Neil
Apr. 5, 1999	Todd Hlushko
Nov. 30, 1998	Maxim Spiridonov
Dec. 30, 1996	Michel Picard

**IHL Goaltender of the Month**

Apr. 2001 Mike Fountain

## GRIFFINS ALL-TIME AWARD WINNERS

### IHL Goaltender of the Week

Apr. 9, 2001	Mike Fountain
Jan. 2, 2001	Mike Fountain
Nov. 13, 2000	Mike Fountain
Feb. 21, 2000	Jani Hurme
Dec. 27, 1999	Mike Fountain
Dec. 13, 1999	Jani Hurme
Nov. 22, 1999	Jani Hurme
Nov. 1, 1999	Jani Hurme
Oct. 11, 1999	Mike Fountain
Oct. 12, 1998	Ian Gordon
Nov. 3, 1997	Ian Gordon
Jan. 20, 1997	Pokey Reddick
Oct. 28, 1996	Pokey Reddick
Oct. 7, 1996	Pokey Reddick

### IHL Defenseman of the Month

Mar. 2001	Travis Richards
-----------	-----------------

### IHL Defenseman of the Week

Dec. 11, 2000	Dave Van Drunen
Oct. 9, 2000	Joel Bouchard

### IHL Rookie of the Month

Nov. 1999	Petr Schastlivy
-----------	-----------------

### IHL Rookie of the Week

Jan. 29, 2001	Mathieu Chouinard
Jan. 17, 2001	Mathieu Chouinard
Apr. 3, 2000	Petr Schastlivy
Dec. 27, 1999	Petr Schastlivy
Nov. 22, 1999	Petr Schastlivy

### IHL Plus/Minus Player of the Year

2000-01	Ivan Ciernik
1999-00	Todd Nelson

### IHL Plus/Minus Player of the Month

Apr. 2001	Derek King
Dec. 2000	Ivan Ciernik
Mar. 2000	Todd Nelson
Feb. 2000	Karel Rachunek/Travis Richards
Nov. 1999	Darren Rumble

### IHL Plus/Minus Player of the Week

Apr. 2, 2001	Slava Butsayev
Mar. 12, 2001	Slava Butsayev/Travis Richards
Feb. 19, 2001	Kip Miller
Jan. 2, 2001	Derek King
Dec. 11, 2000	Sean Berens
Oct. 16, 2000	Todd White
Apr. 17, 2000	Slava Butsayev
Apr. 10, 2000	Derek King
Mar. 13, 2000	Todd Nelson
Feb. 14, 2000	Karel Rachunek
Nov. 15, 1999	Philippe Plante
Nov. 1, 1999	Karel Rachunek

\*Starter

#Replacement

@Selected to start, did not play

+Selected to team, did not play

## GRIFFINS ORGANIZATION

### Grand Rapids Griffins Founders "Overtime" Award

2018	Sean Wright
2016	Bob Kaser
2015	Lisa Vedder
2013	Randy Cleves
2011	Timothy B. Gortsema

### DP Fox Sports Employee of the Year

2019	Jason Pearson
2018	Chad Erwin
2017	Marissa Malson
2016	Steve Ritsema
2015	Phil Cronin
2014	Mike Myeno
2013	Matt Batchelder
2012	Bill Hook
2011	Kevin Curnow
2010	Valisa Maki
2009	Rich Meyers
2008	John Hoffa
2007	Brad Thompson
2006	Sean Wright
2005	Matt Batchelder
2004	Terry Marshall
2003	Kyle Janssens
2002	John VanderHaagen
2001	Tom Sullivan
2000	Randy Cleves
1999	Dave Berkhof
1998	Lisa Vedder
1997	Tim Kastelic
1996	Lourie Boike
1995	Cindy DeMots

## GRAND RAPIDS SPORTS

### HALL OF FAME INDUCTEES

2021	Bob Kaser
2016	Travis Richards
2014	Mike Knuble
2011	Dan DeVos (Outstanding Team Award given to DeVos Family)

## AMERICAN HOCKEY LEAGUE

### HALL OF FAME INDUCTEE

2020	Darren Haydar
2017	Bryan Helmer

## U.S. HOCKEY HALL OF FAME INDUCTEE

2011	Chris Chelios
------	---------------

## HOCKEY HALL OF FAME INDUCTEE

2013	Chris Chelios
------	---------------

LET'S GO GRIFFINS LET'S GO GRIFFINS LET'S GO GRIFFINS LET'S GO GRIFFINS LET'S GO GRIFFINS LET'S GO GRIFFINS LET'S GO GRIFFINS LET'S GO GRIFFINS LET'S GO GRIFFINS LET'S GO GRIFFINS LET'S GO GRIFFINS LET'S GO GRIFFINS

## GRIFFINS IN THE NHL

### REGULAR SEASON

### PLAYOFFS

Goalie	NHL Seasons (Span)	Cups	GP	MIN	GAA	W	L	O/T	SO	GP	MIN	GAA	W	L	SO	Grad. #	NHL Debut/Return	
Berkhoel, Adam	1 (2005-06)		9	473	3.81	2	4	1	0									
Boyle, Kevin	1 (2018-19)		5	277	2.17	1	3	0	1									
Chouinard, Mathieu*	1 (2003-04)		1	3	0.00	0	0	0	0							69	2/29/04 LA at ANA	
Conklin, Ty	10 (2001-12)		215	11527	2.69	96	67	23	17	2	25	2.38	0	1	0	124	3/21/12 DET at NYR	
Coreau, Jared*	2 (2016-18)		21	1092	3.74	5	9	4	2							158	12/3/16 DET at PIT	
Fountain, Mike	4 (1996-01)		11	483	3.48	2	6	0	1							19	12/3/99 OTT at NJ	
Fulcher, Kaden	1 (2018-19)		1	27	4.41	0	0	0	0									
Gustavsson, Jonas (cs)	8 (2009-17)		179	9721	2.88	72	67	23	7	2	133	2.72	0	2	0	130	2/19/13 DET at NSH	
Heeter, Cal	1 (2013-14)		1	64	4.69	0	1	0	0									
Howard, Jimmy*	14 (2005-20)		543	30755	2.62	246	196	70	24	48	2864	2.58	21	26	3	74	11/28/05 DET at LA	
Hurme, Jani*	4 (1999-03)		76	4041	2.61	29	25	11	6							26	4/9/00 OTT vs. TB	
Joseph, Curtis (cs)	19 (1989-09)		943	54055	2.79	454	352	96	51	133	8106	2.42	63	66	16	59	10/30/03 DET at NSH	
Kochan, Dieter*	4 (1999-03)		21	849	3.96	1	11	1	0							25	3/28/00 TB vs. DAL	
Lacher, Blaine	2 (1994-96)		47	2636	2.80	22	16	4	4	5	283	2.54	1	4	0			
Lajeunesse, Simon*	1 (2001-02)		1	24	0.00	0	0	0	0							44	3/7/02 OTT at SJ	
Lalime, Patrick	12 (1996-11)		444	25241	2.58	200	174	48	35	41	2549	1.77	21	20	5	12	10/2/99 OTT at PHI	
Lamotho, Marc	2 (1999-04)		4	241	3.24	2	1	1	0							67	2/23/04 DET at EDM	
Legace, Manny (cs)	11 (1998-10)		1	365	20140	2.41	187	99	41	23	11	638	2.54	4	6	0	77	1/5/06 DET vs. STL
Little, Neil*	2 (2001-04)		2	93	3.87	0	2	0	0							47	3/28/02 PHI at CAR	
MacDonald, Joey*	8 (2006-14)		133	7331	3.00	44	61	15	2							81	10/19/06 DET at SJ	
MacDntyre, Drew*	3 (2007-14)		6	199	2.41	0	2	0	0							88	12/13/07 VAN at SJ	
McCollum, Tom*	2 (2010-15)		3	81	2.98	1	0	0	0							117	3/30/11 DET vs. STL	
Moss, Tyler*	4 (1997-03)		30	1496	3.25	6	16	1	0							3	10/28/97 CGY vs. PIT	
Mrazek, Petr*	9 (2012-21)		275	15446	2.59	128	96	31	24	29	1706	2.43	12	15	5	129	2/7/13 DET at STL	
Osgood, Chris (cs)	17 (1993-11)		3	744	42564	2.49	401	216	95	50	129	7651	2.09	74	49	15	72	10/29/05 DET at CHI
Pasquale, Eddie*	1 (2018-19)		3	182	3.96	2	1	0	0							174	12/4/18 TB at DET	
Pickard, Calvin	7 (2014-21)		113	5979	3.01	34	53	10	4							181	11/29/19 DET at PHI	
Poulin, Kevin	5 (2010-15)		50	2736	3.07	18	25	3	0	2	52	1.14	0	0	0			
Prusek, Martin*	4 (2001-06)		57	2898	2.36	31	12	4	3	1	40	1.50	0	0	0	45	3/23/02 OTT vs. ATL	
Reddick, Pokey	6 (1986-94)		1	132	7162	3.71	46	58	16	0	4	168	3.57	0	2	0		
Rudkowski, Cody	1 (2002-03)		1	30	0.00	1	0	0	0									
Sateri, Harri	1 (2017-18)		9	493	2.92	4	4	0	0									

### REGULAR SEASON

### PLAYOFFS

Player	NHL Seasons (Span)	Cups	GP	G	A	PTS	PIM	GP	G	A	PTS	PIM	Graduate #	NHL Debut/Return	
Abdelkader, Justin	13 (2007-20)		739	106	146	252	608	64	6	7	13	140	101	1/31/09 DET at WSH	
Adams, Bryan	2 (1999-01)		11	0	1	2	1								
Adams, Kevin*	10 (1997-08)		1	540	59	77	136	317	67	2	2	4	39	2	10/1/97 TOR vs. WSH
Afanasevko, Dmitry	5 (2000-07)		1	227	27	27	54	52	28	1	3	4	8	43	2/6/02 TB at FLA
Aldridge, Keith	1 (1999-00)		4	0	0	0	0								
Allen, Conor	2 (2013-15)		7	0	0	0	4								
Almquist, Adam*	1 (2013-14)		2	1	0	1	0								
Andersson, Joakim*	5 (2011-16)		205	15	21	36	48	27	2	6	8	14	135	11/4/13 DET at WPG	
Armstrong, Bill	1 (1990-91)		1	0	1	1	0								
Athanasiou, Andreas*	6 (2015-21)		350	94	85	179	144	9	1	0	1	2	151	11/8/15 DET vs. DAL	
Avery, Sean	10 (2001-12)		180	90	157	247	1533	28	5	10	15	69	51	10/29/02 DET vs. SJ	
Bala, Chris*	1 (2001-02)		6	0	1	1	0								
Barber, Riley	2 (2016-20)		12	0	0	0	2								
Barnes, Ryan*	1 (2003-04)		2	0	0	0	0						65	12/15/03 DET vs. FLA	
Barney, Scott	3 (2002-06)		27	5	6	11	4								
Batyrshin, Ruslan	1 (1995-96)		2	0	0	0	6								
Bertuzzi, Tyler*	5 (2016-21)		208	54	72	126	119						157	11/8/16 DET at PHI	
Bicanek, Radim	7 (1994-02)		122	1	11	12	62	7	0	0	0	8	8	2/1/99 OTT at VAN	
Billins, Chad*	1 (2013-14)		10	0	3	3	0						136	11/5/13 CGY at MIN	
Black, James	11 (1989-01)		352	58	57	115	84	13	2	1	3		4		
Boileau, Patrick	5 (1996-04)		48	5	11	16	26						54	12/19/02 DET vs. DAL	
Boivin, Claude	4 (1991-95)		132	12	19	31	364								
Bonni, Ryan	1 (1999-00)		3	0	0	0	0								
Bootland, Darryl*	3 (2003-08)		32	1	2	3	85						60	11/8/03 DET vs. NSH	
Bouchard, Joel	11 (1994-06)		364	22	53	75	264						32	11/29/00 PHX at COL	
Bowey, Madison	4 (2017-21)		1	156	5	35	40	104					182	12/14/19 DET at MTL	
Brimanis, Aris	7 (1993-04)		113	2	12	14	57						24	2/13/00 NYI at NYR	
Brome, Mathias	1 (2020-21)		26	1	1	2	8						186	5/7/21 DET at CBJ	
Brookbank, Sheldon*	8 (2006-14)		1	351	7	37	44	473	25	0	2	2	32	85	2/6/07 NSH at PIT
Brookbank, Wade*	5 (2003-09)		127	6	3	9	345						56	10/9/03 NSH vs. ANA	
Brunnstrom, Fabian	3 (2008-12)		104	19	22	41	22						119	11/5/11 DET vs. ANA	
Butsayev, Slava	6 (1992-00)		132	17	26	43	133						23	1/28/00 OTT at BUF	
Callahan, Mitch*	2 (2013-17)		5	0	0	0	0						144	3/25/14 DET at CBJ	
Camper, Carter	1 (2011-12)		3	1	0	1	0								
Carey, Matt	1 (2013-14)		2	1	0	1	2								
Chelios, Chris (cs)	26 (1983-10)		3	1651	185	763	948	2891	266	31	113	144	423	99	12/3/08 DET at PHX
Chelios, Jake*	1 (2018-19)		5	0	0	0	2						179	3/29/19 DET vs. NJ	
Cholowski, Dennis*	3 (2018-21)		104	10	17	27	26						169	10/4/18 DET vs. CBJ	
Cierniak, Ivan	5 (1997-04)		89	12	14	26	32	2	0	1	1	6	34	1/23/01 OTT at NYI	
Cleary, Daniel	17 (1997-15)		1	938	165	222	387	492	121	24	28	52	76		
Colaiacono, Carlo (cs)	13 (2002-16)		470	34	123	157	231	20	0	4	4	20	131	4/1/13 DET vs. COL	
Cole, Danton	7 (1989-96)		1	318	58	60	118	125	1	0	0	0	0		

LET'S GO GRIFFINS LET'S GO GRIFFINS LET'S GO GRIFFINS LET'S GO GRIFFINS LET'S GO GRIFFINS LET'S GO GRIFFINS LET'S GO GRIFFINS LET'S GO GRIFFINS LET'S GO GRIFFINS LET'S GO GRIFFINS LET'S GO GRIFFINS LET'S GO GRIFFINS

## GRIFFINS IN THE NHL

### REGULAR SEASON

### PLAYOFFS

Player	NHL Seasons (Span)	Cups	GP	G	A	PTS	PIM	GP	G	A	PTS	PIM	Graduate #	NHL Debut/Return	
Collins, Rob*	1 (2005-06)		8	1	1	2	0						76	12/17/05 NYI vs. COL	
Conner, Chris	9 (2006-15)		180	22	28	50	38	9	1	0	1	0	122	12/21/11 DET at BUF	
Corazzini, Carl	2 (2003-07)		19	2	1	3	2								
Cornforth, Mark	1 (1995-96)		6	0	0	0	4								
Crisuolo, Kyle*	1 (2017-18)		9	0	0	0	4						166	11/17/17 BUF at DET	
Crowley, Mike	3 (1997-01)		67	5	15	20	44						33	12/8/00 ANA at MIN	
Cullen, Mark	3 (2005-12)		38	7	10	17	2						121	11/29/11 FLA at CAR	
Dahlman, Toni*	2 (2001-03)		22	1	1	2	0						39	10/2/02 OTT vs. WSH	
DeKeyser, Danny	9 (2012-21)		488	33	102	135	240	19	1	1	2	22	132	10/2/13 DET vs. BUF	
Demore, Andy	7 (1998-06)		283	43	58	101	105	20	6	2	8	16			
Demitra, Pavol	16 (1993-10)		847	304	464	768	284	94	23	36	59	34	1	3/17/97 STL at PHX	
Dobbin, Brian	5 (1986-92)		63	7	8	15	61	2	0	0	0	17			
Doig, Jason	7 (1995-04)		158	6	18	24	285	6	0	1	1	6	52	12/3/02 WSH at PIT	
Downey, Aaron	9 (1999-09)	1	243	8	10	18	494	5	0	0	0	8	100	1/29/09 DET vs. DAL	
Eaton, Mark	13 (1999-13)		650	24	61	85	242	68	4	9	13	24	71	10/5/05 NSH vs. SJ	
Eaves, Patrick	14 (2005-19)		633	132	110	242	210	83	11	12	23	45	137	12/14/13 DET vs. PI	
Ehn, Christoffer	2 (2018-20)		114	5	8	13	8						173	11/6/18 DET vs. VAN	
Elkins, Corey	1 (2009-10)		3	1	0	1	0								
Ellis, Matt*	9 (2006-15)		356	21	28	49	89	4	1	0	1	0	83	12/18/06 DET at CBJ	
Elson, Turner	1 (2015-16)		1	0	1	1	0								
Emmerton, Cory*	4 (2010-14)		139	12	9	21	22	18	1	1	2	6	115	1/22/11 DET vs. CHI	
Emmons, John*	3 (1999-02)		85	2	4	6	64						22	1/6/00 OTT vs. PHX	
Ericsson, Jonathan*	13 (2007-20)		680	27	98	125	535	76	5	16	21	55	90	2/22/08 DET at CGY	
Evans, Brennan	1 (2003-04)							2	0	0	0	0			
Exelby, Garnet	7 (2002-10)		408	7	43	50	584	4	0	0	0	6			
Ference, Brad	6 (1999-07)		250	4	30	34	565								
Ferraro, Landon*	4 (2013-18)		77	7	5	12	29	7	0	0	0	2	142	3/18/14 DET vs. TOR	
Filippula, Valtteri*	16 (2005-21)	1	1056	197	333	530	346	166	25	61	86	38	75	12/15/05 DET at FLA	
Frk, Martin*	5 (2016-21)		118	18	21	39	22						156	10/18/16 CAR at EDM	
Gagnon, Aaron*	4 (2009-13)		38	3	2	5	2						103	10/16/09 DAL vs. BOS	
Gagnon, Sean	3 (1997-01)		12	0	1	1	34						31	11/26/00 OTT at NYR	
Giroux, Alexandre*	6 (2005-12)		48	6	6	12	26						80	3/25/06 NYR at NYR	
Glendening, Luke*	8 (2013-21)		554	57	69	126	194	17	3	2	5	8	133	10/12/13 DET vs. PHI	
Goldmann, Erich*	1 (1999-00)		1	0	0	0	0						16	11/1/99 OTT vs. NSH	
Gove, David*	2 (2005-07)		2	0	1	1	0						78	1/31/06 CAR at MTL	
Grant, Triston	2 (2006-10)		11	0	1	1	19								
Greig, Mark	9 (1990-03)		125	13	27	40	90	5	0	1	1	0	7	1/7/99 PHI vs. NYI	
Gruden, John	6 (1993-04)		92	1	8	9	46	3	0	1	1	0	18	11/30/99 OTT vs. CHI	
Hachborn, Len	3 (1983-86)		102	20	39	59	29	7	0	3	3	7			
Hankinson, Ben	3 (1992-95)		43	3	3	6	45	2	1	0	1	4			
Hartigan, Mark	6 (2001-08)	1	102	19	11	30	58	5	0	1	1	4	87	11/29/07 DET vs. TB	
Haydar, Darren	4 (2002-10)		23	1	7	8	2						109	2/10/10 COL vs. DAL	
Helm, Darren*	14 (2007-21)	1	744	112	139	251	238	82	11	10	21	28	92	3/13/08 DET vs. ATL	
Helmer, Bryan	7 (1998-09)		146	8	18	26	135	6	0	0	0	0	98	11/28/08 WSH vs. MTL	
Hicketts, Joe*	3 (2017-20)		22	0	5	5	4						168	1/22/18 DET at NJ	
Hillman, Blake	1 (2017-18)		4	1	0	1	0								
Hirose, Taro	3 (2018-21)		42	3	13	16	8						183	2/6/20 DET at BUF	
Hlushko, Todd	6 (1993-99)		79	8	13	21	84	3	0	0	0	2	11	4/25/99 PIT vs. NJ	
Hnidý, Shane*	10 (2000-11)		550	16	55	71	633	40	4	2	6	34	27	10/5/00 OTT at BOS	
Hocking, Justin	1 (1993-94)		1	0	0	0	0								
Hoggan, Jeff	5 (2005-10)		107	2	9	11	76								
Hronek, Filip*	3 (2018-21)		167	16	64	80	92						171	10/4/18 DET vs. CBJ	
Hudler, Jiri	12 (2003-17)	1	708	164	264	428	243	83	16	26	42	40	58	10/29/03 DET vs. STL	
Huffman, Kerry	10 (1986-96)		401	37	108	145	361	11	0	0	0	2			
Hull, Jody (cs)	16 (1988-04)		831	124	137	261	156	69	4	5	9	14	42	2/4/02 OTT at TB	
Hussey, Matt	3 (2003-07)		21	2	2	4	2						84	1/26/07 DET at BOS	
Janik, Doug	9 (2002-12)		190	3	16	19	154	6	1	0	1	2	105	11/3/09 DET vs. STL	
Janmark, Mattias*	5 (2015-21)		353	57	76	133	86	61	8	16	24	48	148	10/8/15 DAL vs. PIT	
Jarnkrok, Calle*	8 (2013-21)		508	94	117	211	113	63	3	12	15	10	143	3/21/14 NSH at CGY	
Jensen, Nick*	5 (2016-21)		331	8	62	70	87	20	0	0	0	4	159	12/20/16 DET at TB	
Johansson, Jonas	1 (2005-06)		1	0	0	0	2								
Jurco, Tomas*	7 (2013-21)		221	22	31	53	64	10	1	1	2	2	138	12/15/13 DET vs. TB	
Kaminsky, Yan	2 (1993-95)		26	3	2	5	4						4		
Keller, Ryan*	1 (2009-10)		6	0	0	0	0						106	11/25/09 OTT at NJ	
Kelly, Chris*	14 (2003-18)		1	845	123	168	291	417	92	12	20	32	37	66	2/5/04 OTT vs. TOR
Kindl, Jakob*	8 (2009-17)		331	16	58	74	181	20	1	4	5	12	107	12/3/09 DET vs. EDM	
King, Derek	14 (1986-00)		830	261	351	612	417	47	4	17	21	24			
Knuble, Mike	16 (1996-13)	1	1068	278	270	548	641	65	14	16	30	38	127	1/26/13 PHI at FLA	
Kolanos, Krys	6 (2001-12)		149	20	22	42	94	2	0	0	0	6	96	11/4/08 MIN at SJ	
Kopecky, Tomas*	10 (2005-15)		2	578	68	106	174	307	37	5	3	8	25	79	2/28/06 DET at SJ
Kordic, Dan	6 (1991-99)		197	4	8	12	584						1	22	
Kronwall, Niklas*	15 (2003-19)		1	953	83	349	432	564	109	5	42	47	89	64	12/10/03 DET at BUF
Kruppke, Gord	3 (1990-94)		23	0	0	0	32								
Kuffner, Ryan	1 (2018-19)		10	0	0	0	0								
Kwiatkowski, Joel*	7 (2000-08)		282	16	29	45	245	6	0	0	0	2	36	2/19/01 OTT at BUF	
Langfeld, Josh*	6 (2001-08)		143	9	23	32	60	1	0	0	0	0	48	3/30/02 OTT vs. TB	
Larkin, Dylan*	6 (2015-21)		433	116	173	289	280	5	1	0	1	18	149	10/9/15 DET vs. TOR	
Lashoff, Brian*	7 (2012-20)		136	2	13	15	65	8	0	0	0	0	126	1/21/13 DET at CBJ	

## GRIFFINS IN THE NHL

Player	NHL Seasons (Span)	REGULAR SEASON					PLAYOFFS					Graduate #	NHL Debut/Return	
		Cups	GP	G	A	PTS	PIM	GP	G	A	PTS			PIM
Lavigne, Eric	1 (1994-95)	1	0	0	0	0								
Lebda, Brett*	7 (2005-12)	1	397	20	56	76	229	62	0	10	10	40	70	10/05/05 DET vs. STL
Leino, Ville*	6 (2008-14)		286	40	79	119	70	37	10	18	28	6	102	1/31/09 DET at WSH
Leroux, Francois	10 (1988-98)		249	3	20	23	577		33	1	3	4	34	
Lilja, Andreas (cs)	12 (2000-13)	1	580	16	71	87	563	66	1	2	3	58	110	3/1/10 DET at COL
Lindberg, Chris	3 (1991-94)		116	17	25	42	47	2	0	1	1	2		
Linden, Jamie	1 (1994-95)		4	0	0	0	17							
Lindstrom, Gustav*	2 (2019-21)		29	0	4	4	14						184	2/6/20 DET at BUF
Lorito, Matt*	1 (2016-17)		2	0	1	1	0						165	4/8/17 DET vs. MTL
MacLean, Donald	6 (1997-07)		41	8	5	13	6	3	0	0	0	0	28	10/14/00 TOR vs. OTT
Manlow, Eric	4 (2000-04)		37	2	4	6	8							
Mantha, Anthony*	6 (2015-21)		316	99	103	202	196	5	0	2	2	6	154	3/15/16 DET at PHI
Marchenko, Alexey*	4 (2013-17)		121	4	17	21	26	6	0	0	0	10	140	1/4/14 DET at DAL
Martins, Steve	10 (1995-06)		267	21	25	46	142	5	0	1	1	0	40	1/11/02 OTT at FLA
May, Brad	18 (1991-10)	1	1041	127	161	288	2248	88	4	9	13	112		
McBain, Jason	2 (1995-97)		9	0	0	0	0							
McCarty, Darren	15 (1993-09)	4	758	127	161	288	1477	174	23	26	49	228	95	3/28/08 DET vs. STL
McDonell, Kent	2 (2002-04)		32	1	2	3	36							
McIlrath, Dylan	6 (2013-20)		66	3	2	5	121	1	0	0	0	0	178	3/25/19 DET at SJ
McIntyre, David	1 (2011-12)		7	1	1	2	2							
McSorley, Marty	17 (1983-00)	2	961	108	251	359	3381	115	10	19	29	374		
McSween, Don	5 (1987-96)		47	3	10	13	55							
Meech, Derek*	6 (2006-13)	1	144	4	13	17	45	2	0	0	0	0	82	12/7/06 DET vs. STL
Megan, Wade	3 (2016-19)		15	1	1	2	2						172	11/1/18 DET vs. NJ
Metropolit, Glen*	8 (1999-10)		407	57	102	159	148	30	1	4	5	12	13	10/2/99 WSH at FLA
Miele, Andy	3 (2011-14)		15	0	2	2	11							
Millar, Craig	5 (1996-01)		114	8	14	22	73							
Miller, Drew	11 (2006-17)	1	571	62	60	122	136	60	6	7	13	18	160	2/28/17 DET at VAN
Miller, Kelly	15 (1984-99)		1057	181	282	463	512	119	20	34	54	65		
Miller, Kevin	13 (1988-04)		620	150	185	335	429	61	7	10	17	49	14	10/31/99 OTT at ATL
Miller, Kip	12 (1990-04)		449	74	165	239	105	25	6	11	17	23	41	1/17/02 NYI at SJ
Minard, Chris	3 (2007-10)		40	2	4	6	14							
Mowers, Mark	7 (1998-08)		278	18	44	62	70	3	0	0	0	0	61	11/19/03 DET vs. CBJ
Mueller, Chris*	5 (2010-15)		53	3	7	10	8	4	0	0	0	2	113	12/28/10 NSH vs. DAL
Mursak, Jan*	3 (2010-13)		46	2	2	4	8						112	12/27/10 DET at COL
Myrvold, Anders	4 (1995-04)		33	0	5	5	12						68	2/26/04 DET at CGY
Neil, Chris*	15 (2001-17)		1026	112	138	250	2522	95	9	10	19	204	38	10/3/01 OTT at TOR
Nelson, Jeff	3 (1994-99)		52	3	8	11	20	3	0	0	0	4	5	10/10/98 NSH vs. FLA
Nelson, Todd	2 (1991-94)		3	1	0	1	2	4	0	0	0	0		
Nestrasil, Andrej*	3 (2014-17)		128	17	31	48	18						146	10/9/14 DET vs. BOS
Newbury, Kris	8 (2006-14)		76	4	6	10	139	3	0	0	0	2	108	12/14/09 DET vs. PHX
Norton, Brad	5 (2001-07)		124	3	8	11	287							
Nosek, Tomas*	6 (2015-21)		257	32	34	66	66	38	6	4	10	28	152	12/26/15 DET at NSH
Nylander, Michael	15 (1992-09)		920	209	470	679	468	47	12	22	34	14		
Nyquist, Gustav*	9 (2011-20)		570	146	202	348	144	65	5	16	21	14	118	11/1/11 DET vs. MIN
Oliver, David	9 (1994-06)		233	49	49	98	84	10	0	0	0	2	29	11/4/00 OTT vs. CBJ
Ouellet, Xavier*	8 (2013-21)		178	5	23	28	82	11	0	1	1	14	134	10/21/13 DET vs. SJ
Paetsch, Nathan	5 (2005-10)		167	7	35	42	114	1	0	0	0	0		
Parse, Scott*	3 (2009-12)	1	73	14	16	30	36	6	0	0	0	0	104	10/24/09 LA at PHX
Patterson, Ed	3 (1993-97)		68	3	3	6	56							
Peterson, Brent	3 (1996-99)		56	9	1	10	6							
Petrovicky, Robert	8 (1992-01)		208	27	38	65	118	2	0	0	0	0	9	2/15/99 TB at NYI
Picard, Michel	9 (1990-01)		166	28	42	70	103	5	0	0	0	2	4	1/6/98 STL at SJ
Porter, Kevin	8 (2008-17)	1	249	29	29	58	60	4	0	0	0	0	150	10/10/15 PIT at ARI
Puempel, Matt	4 (2014-19)		87	11	5	16	30						177	3/23/19 DET at VGK
Pulkkinen, Teemu*	4 (2013-17)		83	13	9	22	32						141	3/14/14 DET vs. EDM
Quincey, Kyle*	13 (2005-18)		586	36	122	158	548	56	0	9	9	40	73	11/25/05 DET at ANA
Quine, Alan*	5 (2015-20)		97	9	18	27	18	10	1	4	5	2	155	4/9/16 NYI vs. PHI
Rachunek, Karel*	7 (1999-08)		371	22	118	140	227	26	1	7	8	16	15	10/31/99 OTT at ATL
Rasmussen, Michael	2 (2018-21)		102	11	19	30	55						175	2/7/19 DET vs. VGK
Rechlicz, Joel	3 (2008-12)		26	0	1	1	105							
Renouf, Dan*	2 (2016-21)		19	0	3	3	16							
Richards, Travis	2 (1994-96)		3	0	0	0	2							
Rissmiller, Pat	6 (2003-11)		192	18	28	46	60	30	3	4	7	10	116	2/23/11 ATL at BUF
Ritola, Mattias*	4 (2007-12)		43	4	5	9	17	2	0	0	0	0	93	3/15/08 DET vs. NSH
Rivers, Jamie	11 (1995-07)		454	17	49	66	385	15	1	1	2	8	30	11/12/00 OTT at CAR
Roberts, Dave	5 (1993-98)		125	20	33	53	85		9	0	0	0	16	
Robinson, Nathan*	2 (2003-06)		7	0	0	0	2						62	11/28/03 DET vs. NYI
Roest, Stacy	5 (1998-03)	2	244	28	48	76	54	3	0	0	0	0	55	2/20/03 DET vs. EDM
Royer, Gaetan*	1 (2001-02)		3	0	0	0	2						49	4/1/02 TB vs. NYR
Rumble, Darren	8 (1990-04)	1	193	10	26	36	216						35	2/6/01 STL at COL
Russo, Robbie*	1 (2016-17)		19	0	0	0	2						161	3/7/17 DET at TOR
Samuelsson, Mikael	13 (2000-14)	1	699	149	197	346	370	104	23	37	60	62		
Sarault, Yves	8 (1994-02)		106	10	10	20	51	5	0	0	0	2	17	11/20/99 OTT at NJ
Schastliwy, Petr*	5 (1999-04)		129	18	22	40	30	1	0	0	0	0	21	1/3/00 OTT vs. NJ
Shafanov, Konstantin	1 (1996-97)		5	2	1	3	0							

## GRIFFINS IN THE NHL

### REGULAR SEASON      PLAYOFFS

Player	NHL Seasons (Span)	Cups	GP	G	A	PTS	PIM	GP	G	A	PTS	PIM	Graduate #	NHL Debut/Return
Shannon, Darrin	10 (1988-98)		506	87	163	250	344	45	7	10	17	38		
Sheahan, Riley*	10 (2011-21)		566	70	107	177	91	33	3	4	7	10	125	4/7/12 DET vs. CHI
Shevalier, Jeff	3 (1994-00)		32	5	9	14	8							
Simon, Ben	4 (2001-06)		81	3	1	4	47							
Skinner, Brett	1 (2008-09)		11	0	0	0	4							
Sloan, Blake	6 (1998-04)	1	290	11	32	43	162	35	0	2	2	20	63	12/4/03 DAL at LA
Smith, Brendan*	10 (2011-21)		526	29	81	110	594	42	2	8	10	48	120	11/17/11 DET at SJ
Smith, Dan	3 (1998-06)		22	0	0	0	16							
Smith, Givani*	2 (2019-21)		37	3	4	7	30						180	10/25/19 DET vs. BUF
Spezza, Jason*	18 (2002-21)		1177	351	619	970	578	92	28	47	75	41	50	10/24/02 OTT at BOS
Sproul, Ryan*	3 (2013-18)		44	2	10	12	12						145	4/13/14 DET at STL
Stafford, Garrett*	3 (2007-11)		7	0	2	2	0						91	2/23/08 DET at VAN
Street, Ben	7 (2012-20)		59	3	6	9	10						163	3/28/17 DET at CAR
Sulak, Libor*	1 (2018-19)		6	0	0	0	6						170	10/4/18 DET vs. CBJ
Sullivan, Brian	1 (1992-93)		2	0	1	1	0							
Svechnikov, Evgeny*	4 (2016-21)		41	5	7	12	20						164	4/3/17 DET vs. OTT
Syvret, Danny	5 (2005-11)		59	3	4	7	30	10	0	0	0	0	86	2/27/07 EDM vs. PHX
Tangradi, Eric	8 (2009-16)		144	5	10	15	86	3	0	1	1	0	153	1/25/16 DET at NYI
Tardif, Jamie*	1 (2012-13)		2	0	0	0	0						128	2/2/13 BOS at TOR
Tatar, Tomas*	10 (2010-21)		625	176	201	377	224	40	6	6	12	20	114	12/31/10 DET vs. NY
Terry, Chris	5 (2012-17)		152	22	16	38	34							
Tollefsen, Ole-Kristian	5 (2005-10)		163	4	8	12	296							
Tootoo, Jordin	13 (2003-17)		723	65	96	161	1010	42	3	7	10	65	139	12/19/13 DET vs. CGY
Traverse, Patrick	7 (1995-06)		279	14	51	65	113	6	0	0	0	2	6	10/10/98 OTT at COL
Turgeon, Dominic*	2 (2017-19)		9	0	0	0	2						167	1/14/18 DET at CHI
Ulmer, Jeff	1 (2000-01)		21	3	0	3	8							
Van Drunen, Dave*	1 (1999-00)		1	0	0	0	0						20	12/13/99 OTT at TOR
Vandermeer, Peter*	1 (2007-08)		2	0	0	0	0						89	2/10/08 PHX vs. NSH
Vasilevski, Alex	2 (1995-97)		4	0	0	0	2							
Vasilyev, Andrei	4 (1994-99)		16	2	5	7	6						10	3/5/99 PHX vs. DET
Vauclair, Julien*	1 (2003-04)		1	0	0	0	2						57	10/25/03 OTT at MTL
Veleno, Joe*	1 (2020-21)		5	1	0	1	4						185	4/27/21 DET at CBJ
Virtue, Terry	2 (1998-00)		5	0	0	0	0							
Watt, Mike	5 (1997-03)		157	15	26	41	41							
Weiss, Stephen (cs)	13 (2001-15)		732	156	267	423	341	9	3	2	5	6	147	11/24/14 DET vs. OTT
White, Todd	13 (1997-11)		653	141	240	381	228	43	8	3	11	16	37	2/19/01 OTT at BUF
Williams, Jason	11 (2000-12)	1	455	94	133	227	157	27	1	2	3	12	53	12/5/02 DET at PHX
Williams, Jeremy	5 (2005-11)		32	9	2	11	6						111	10/24/10 NYR vs. NJ
Wilson, Clay*	5 (2007-12)		36	4	4	8	12						94	3/25/08 CBJ at ANA
Wilson, Landon	10 (1995-09)		375	53	66	119	352	13	1	1	2	20	97	11/22/08 DAL vs. ANA
Zadina, Filip*	3 (2018-21)		86	15	22	37	2						176	2/24/19 DET vs. SJ

Coach	NHL Seasons (Span)	Cups	GP	G	A	PTS	PIM	GP	G	A	PTS	PIM	Graduate #	NHL Debut/Return
Allison, Dave	1 (1983-84)		3	0	0	0	12							
Cassidy, Bruce	6 (1983-90)		36	4	13	17	10	1	0	0	0	0		
Charron, Guy	12 (1969-81)		734	221	309	530	146							
Cichocki, Chris	4 (1985-89)		68	11	12	23	27							
Cole, Danton	7 (1989-96)	1	318	58	60	118	125	1	0	0	0	0		
Fraser, Curt	12 (1978-90)		704	193	240	433	1306	65	15	18	33	198		
King, Derek	14 (1986-00)		830	261	351	612	417	47	4	17	21	24		
Knuble, Mike	16 (1996-13)	1	1068	278	270	548	641	65	14	16	30	38	127	1/26/13 PHI at FLA
Krygier, Todd	9 (1989-98)		543	100	143	243	533	48	10	7	17	40		
Miller, Kelly	15 (1984-99)		1057	181	282	463	512	119	20	34	54	65		
Nelson, Todd	2 (1991-94)		3	1	0	1	2	4	0	0	0	0		
Paek, Jim	5 (1990-95)	2	217	5	29	34	155	27	1	4	5	8		
Simon, Ben	4 (2001-06)		81	3	1	4	47							
Stothers, Mike	4 (1984-88)		30	0	2	2	65	5	0	0	0	11		
Tapper, Brad	3 (2000-03)		71	14	11	25	72							

**Bold** = Registered at least one NHL game after playing for the Griffins  
*Italics* = Had name engraved on the Stanley Cup after playing for Grand Rapids  
 \* = Made NHL debut after playing for the Griffins  
 (cs) = Joined the Griffins on a conditioning stint from his NHL club

**By the Numbers:**

- \* A Griffins alumnus has had his name engraved on the Stanley Cup in eight of the last 14 years (2008-2011; 2013; 2016; 2020-2021) and in 10 of the last 17 seasons.
- \* Three Griffins head coaches - Guy Charron, Bruce Cassidy and Jeff Blashill - moved on to the NHL after winning Coach of the Year honors in Grand Rapids, while three assistant coaches eventually advanced to coaching positions in the NHL (Curtis Hunt, Kelly Miller and Todd Nelson).
- \* 15 former Griffins were on the playoff roster of the 2008 Stanley Cup champion Detroit Red Wings, nine of whom had their names engraved on the Cup: Niklas Kronwall, Jiri Hudler, Valteri Filppula, Brett Lebeda, Darren Helm, Tomas Kopecky, Darren McCarty, Derek Meech and Chris Osgood.
- \* 31 Griffins players have had their names engraved on the Stanley Cup at some point during their careers, including 17 who earned the honor after playing for Grand Rapids.
- \* All 31 NHL teams have had a former Griffins player for them at some point (excluding 2021-22 expansion team Seattle).
- \* 33 Griffins alumni logged ice time with 12 NHL teams during the 2020-21 season.
- \* 103 players have made their NHL debut after first playing for the Griffins, including 68 who made their debut during the same season they played in Grand Rapids.
- \* 186 Griffins players have gone on to play in the NHL, including 23 goalies and 163 skaters.

## AMERICAN HOCKEY LEAGUE



One Monarch Place  
Suite 2400  
Springfield, MA 01144  
theahl.com  
(413) 781-2030

Chairman of the Board of Governors  
President and CEO  
Executive Vice President, Business  
Vice President, Hockey Operations/Governance  
Vice President, Communications  
Vice President, Marketing/Business Operations  
Vice President, Hockey Operations  
Vice President, Team Business Services  
Director, Finance and Administration  
Director, Marketing  
Director, Team Business Services  
Manager, Business Analytics  
Manager, Creative Services  
Manager, Hockey Administration  
Coordinator, Marketing Services  
Coordinator, Hockey Operations  
Social Media Specialist

David Andrews  
Scott Howson  
Chris Nikolis  
Melissa Caruso  
Jason Chaimovitch  
Sean Lavoine  
Hayley Moore  
Corey Williams  
Drew Griffin  
Sean Smith  
Max Weisenbach  
Liam Chambers  
Elizabeth Ingram  
Alison Izzi  
Amanda Desaulniers  
Dakota Keene  
Morgan Price

2021-22 ALIGNMENT  
WESTERN CONFERENCE**Central Division**

Grand Rapids Griffins (DET)  
Chicago Wolves (CAR)  
Iowa Wild (MIN)  
Manitoba Moose (WPG)  
Milwaukee Admirals (NSH)  
Rockford IceHogs (CHI)  
Texas Stars (DAL)

**Pacific Division**

Abbotsford Canucks (VAN)  
Bakersfield Condors (EDM)  
Colorado Eagles (COL)  
Henderson Silver Knights (VGK)  
Ontario Reign (LA)  
San Diego Gulls (ANA)  
San Jose Barracuda (SJ)  
Stockton Heat (CGY)  
Tucson Roadrunners (ARI)

## EASTERN CONFERENCE

**Atlantic Division**

Bridgeport Islanders (NYI)  
Charlotte Checkers (FLA/SEA)  
Hartford Wolf Pack (NYR)  
Hershey Bears (WSH)  
Lehigh Valley Phantoms (PHI)  
Providence Bruins (BOS)  
Springfield Thunderbirds (STL)  
Wilkes-Barre/Scranton Penguins (PIT)

**North Division**

Bellefonte Senators (OTT)  
Cleveland Monsters (CBJ)  
Laval Rocket (MTL)  
Rochester Americans (BUF)  
Syracuse Crunch (TB)  
Toronto Marlies (TOR)  
Utica Comets (NJ)

## 2021-22 CALDER CUP PLAYOFF FORMAT

A total of 23 teams will qualify for postseason play in 2021-22, with five rounds of playoffs leading to the crowning of a Calder Cup champion.

In each of the AHL's four divisions, all but two teams will qualify for postseason play, creating a playoff field of six teams in the Atlantic Division, five in the North Division, five in the Central Division and seven in the Pacific Division. Teams will be ranked by points percentage in the regular-season standings.

First Round matchups will be best-of-three series. The top two teams in the Atlantic Division, the top three teams in each of the North and Central Divisions, and the first-place team in the Pacific Division will receive byes into the best-of-five Division Semifinals, with the First Round winners re-seeded in each division. The Division Finals will also be best-of-five series, followed by best-of-seven Conference Finals and a best-of-seven Calder Cup Finals.





**ABBOTSFORD CANUCKS**

33800 King Road  
Abbotsford, BC V2S 8H8  
abbotsford.canucks.com  
Phone: (604) 743-5000

Chief Operating Officer: Rob Mallowney  
General Manager: Ryan Johnson  
Head Coach: Trent Cull  
Associate Coach: Gary Agnew  
Assistant Coach: Jeff Ulmer  
Goaltending Coach: Curtis Sanford  
Athletic Trainer: Roman Kaszczij  
Equipment Manager: Ramandeep 'Chico' Dhanjal  
Communications: Ben Goodman  
Broadcaster: TBD

Home Arena: Abbotsford Centre  
Capacity: 7,073  
Entered AHL: 2021-22  
Calder Cups: None  
Seasons in Playoffs: n/a  
Conference: Western  
Division: Pacific  
Time Zone: Pacific  
Affiliation: Vancouver Canucks  
Team Colors: Field Green, Pacific Blue, Valley Fog, Fraser Navy, White

**2021-22 VS. CANUCKS**

No games scheduled



**BAKERSFIELD CONDORS**

1001 Truxtun Avenue  
Bakersfield, CA 93301  
bakersfieldcondors.com  
Phone: (661) 324-7825

Owner: Daryl Katz  
President: Matthew Riley  
General Manager: Keith Gretzky  
Head Coach: Jay Woodcroft  
Assistant Coaches: Colin Chaulk, Dave Manson  
Goaltending Coach: Sylvain Rodrigue  
Athletic Trainer: Chad Drown  
Equipment Manager: Al Oman  
Media Relations/  
Broadcaster: Ryan Holt

Home Arena: Mechanics Bank Arena  
Capacity: 8,751  
Began Play: 1998-99 (WCHL)  
Entered AHL: 2015-16  
Calder Cups: None  
Seasons in Playoffs: 1 of 4  
Conference: Western  
Division: Pacific  
Time Zone: Pacific  
Affiliation: Edmonton Oilers  
Team Colors: Blue, Orange, Grey

2020-21 Home Attendance: 4,928 (259 avg. – 10th in AHL – Limited due to COVID-19 pandemic)  
2020-21 Regular Season Record: 24-14-0-1, 49 pts., 0.628 (2nd in Pacific Division/8th in AHL)  
2021 Playoff Record: Playoffs not scheduled due to COVID-19 pandemic

**2021-22 VS. CONDORS**

2/25 **BAKERSFIELD** 7 p.m.  
2/26 **BAKERSFIELD** 7 p.m.  
3/25 @ Bakersfield 10 p.m.  
3/26 @ Bakersfield 10 p.m.

**ALL-TIME SERIES VS. CONDORS**

Season	Home				Road				Totals			
	W	L	OTL	SOL	W	L	OTL	SOL	W	L	OTL	SOL
2015-16	0	1	0	0	0	1	0	0	0	2	0	0
2019-20	0	0	0	0	1	1	0	0	1	1	0	0
<b>TOTALS</b>	<b>0</b>	<b>1</b>	<b>0</b>	<b>0</b>	<b>1</b>	<b>2</b>	<b>0</b>	<b>0</b>	<b>1</b>	<b>3</b>	<b>0</b>	<b>0</b>



**BELLEVILLE SENATORS**

265 Cannifton Road  
 Belleville, ON K8N 4V8  
 belleillesens.com  
 Phone: (613) 967-8067

Senior Director, Finance & Operations:  
 General Manager:  
 Head Coach:  
 Assistant Coach:  
 Goaltending Coach:  
 Athletic Therapist:  
 Equipment Manager:  
 Media Relations:  
 Broadcaster:

Darren Murphy  
 Pierre Dorion  
 Troy Mann  
 David Bell, Ben Sexton  
 Justin Peters  
 Craig Belfer  
 Matthew Mitchell  
 David Foot  
 Jack Miller

Home Arena: CAA Arena  
 Capacity: 4,365  
 Entered AHL: 2017-18  
 Calder Cups: None  
 Seasons in Playoffs: 0 of 2  
 Conference: Eastern  
 Division: North  
 Time Zone: Eastern  
 Affiliation: Ottawa Senators  
 Team Colors: Red, Black, White

2020-21 Home Attendance: No fans due to COVID-19 pandemic  
 2020-21 Regular Season Record: 18-16-1-0, 37 pts., 0.529 (3rd in Canadian Division/16th in AHL)  
 2021 Playoff Record: Playoffs not scheduled due to COVID-19 pandemic

**2021-22 VS. SENATORS**

No games scheduled

**ALL-TIME SERIES VS. SENATORS**

Season	Home				Road				Totals			
	W	L	OTL	SOL	W	L	OTL	SOL	W	L	OTL	SOL
2018-19	1	0	0	1	1	1	0	0	2	1	0	1
2019-20	0	0	0	1	0	0	0	0	0	0	0	1
<b>TOTALS</b>	<b>1</b>	<b>0</b>	<b>0</b>	<b>2</b>	<b>1</b>	<b>1</b>	<b>0</b>	<b>0</b>	<b>2</b>	<b>1</b>	<b>0</b>	<b>2</b>



**BRIDGEPORT ISLANDERS**

600 Main Street  
 Bridgeport, CT 06604  
 bridgeportislanders.com  
 Phone: (203) 345-2300

Co-Owners:  
 President of  
 Business Operations:  
 General Manager:  
 Head Coach:  
 Assistant Coaches:  
 Goaltending Coach:  
 Athletic Trainer:  
 Equipment Manager:  
 Communications/  
 Broadcaster:

Jon Ledecky, Scott Malkin  
 Brent Rossi  
 Chris Lamoriello  
 Brent Thompson  
 Rick Kowalsky  
 Chris Terreri  
 Joseph Erdos  
 Jason McGrath  
 Alan Fuehring

Home Arena: Webster Bank Arena  
 Capacity: 8,412  
 Entered AHL: 2001-02  
 Calder Cups: None  
 Seasons in Playoffs: 9 of 18  
 Conference: Eastern  
 Division: Atlantic  
 Time Zone: Eastern  
 Affiliation: New York Islanders  
 Team Colors: Orange, Blue, White

2020-21 Home Attendance: No fans due to COVID-19 pandemic  
 2020-21 Regular Season Record: 8-14-2-0, 18 pts., 0.375 (3rd in Atlantic Division/27th in AHL)  
 2021 Playoff Record: Playoffs not scheduled due to COVID-19 pandemic

**2021-22 VS. ISLANDERS**

No games scheduled



# CHARLOTTE CHECKERS

210 E. Trade Street, Suite E480  
 Charlotte, NC 28202  
 gocheckers.com  
 Phone: (704) 342-4423

Owner/CEO/Governor:  
 Chief Operating Officer/  
 Alternate Governor:  
 Sr. VP of Hockey Operations:  
 Head Coach:  
 Assistant Coach:  
 Assistant/Goaltending Coach:  
 Medical Trainer:  
 Equipment Manager:  
 Communications:  
 Broadcaster:

Dr. Michael A. Kahn  
  
 Tera Black  
 Derek Wilkinson  
 Gordie Kinnear  
 Dan Bylsma  
 Leo Luongo  
 Alex Ambrose  
 Chris Fournier  
 Paul Branecky, Nick Niedzielski  
 T.J. Chillot

Home Arena:  
 Capacity:  
 Began Play:  
 Entered AHL:  
 Calder Cups:  
 Seasons in Playoffs:  
 Conference:  
 Division:  
 Time Zone:  
 Affiliations:  
  
 Team Colors:

Bojangles' Coliseum  
 8,500  
 1993-94 (ECHL)  
 2010-11  
 One (2019)  
 5 of 9  
 Eastern  
 Atlantic  
 Eastern  
 Florida Panthers,  
 Seattle Kraken  
 Red, Black, Silver

2020-21 Home Attendance: Opted out of 2020-21 season  
 2020-21 Regular Season Record: Opted out of 2020-21 season  
 2021 Playoff Record: Opted out of 2020-21 season

## 2021-22 VS. CHECKERS ALL-TIME SERIES VS. CHECKERS

No games scheduled

Season	Home				Road				Totals			
	W	L	OTL	SOL	W	L	OTL	SOL	W	L	OTL	SOL
2011-12	0	2	0	0	0	2	0	0	0	4	0	0
2012-13	1	1	0	0	1	1	0	0	2	2	0	0
2013-14	1	1	0	0	1	1	0	0	2	2	0	0
2014-15	2	2	0	0	3	0	0	1	5	2	0	1
2015-16	2	2	0	0	3	1	0	0	5	3	0	0
2016-17	2	2	0	0	2	2	0	0	4	4	0	0
<b>TOTALS</b>	<b>8</b>	<b>10</b>	<b>0</b>	<b>0</b>	<b>10</b>	<b>7</b>	<b>0</b>	<b>1</b>	<b>18</b>	<b>17</b>	<b>0</b>	<b>1</b>



**CHICAGO WOLVES**

2301 Ravine Way  
 Glenview, IL 60025  
 chicagowolves.com  
 Phone: (847) 724-4625

Chairman of the Board/Governor:  
 Sr. VP of Operations:  
 General Manager:  
 Head Coach:  
 Assistant Coaches:  
 Goaltending Coach:  
 Athletic Trainer:  
 Equipment Manager:  
 Public Relations:

Don Levin  
 Courtney Mahoney  
 Wendell Young  
 Ryan Warsofsky  
 Patrick Dwyer, Bob Nardella  
 Stan Dubicki  
 Kevin Kacer  
 Ryan Shoufer  
 Lindsey Willhite,  
 Samantha Cobb  
 Jason Shaver, Bill Gardner

Home Arena:  
 Capacity:  
 Began Play:  
 Entered AHL:  
 Calder Cups:  
 Seasons in Playoffs:  
 Conference:  
 Division:  
 Time Zone:  
 Affiliation:  
 Team Colors:

Allstate Arena  
 16,692  
 1994-95 (IHL)  
 2001-02  
 Two (2002, 2008)  
 13 of 18  
 Western  
 Central  
 Central  
 Carolina Hurricanes  
 Burgundy, Gold,  
 Black, White

2020-21 Home Attendance: No fans due to COVID-19 pandemic  
 2020-21 Regular Season Record: 21-9-1-2, 45 pts., 0.682 (1st in Central Division/3rd in AHL)  
 2021 Playoff Record: Playoffs not scheduled due to COVID-19 pandemic

**2021-22 VS. WOLVES**

10/27	<b>CHICAGO</b>	<b>7 p.m.</b>
10/31	<b>CHICAGO</b>	<b>4 p.m.</b>
11/17	<b>CHICAGO</b>	<b>11 a.m.</b>
11/26	<b>CHICAGO</b>	<b>7 p.m.</b>
11/28	@ Chicago	4 p.m.
1/2	@ Chicago	4 p.m.
1/12	@ Chicago	8 p.m.
1/28	@ Chicago	8 p.m.
3/9	<b>CHICAGO</b>	<b>7 p.m.</b>
3/13	@ Chicago	4 p.m.
4/22	<b>CHICAGO</b>	<b>7 p.m.</b>
4/24	@ Chicago	4 p.m.

**ALL-TIME SERIES VS. WOLVES**

Season	Home					Road					Totals				
	W	L	T	OTL	SOL	W	L	T	OTL	SOL	W	L	T	OTL	SOL
1996-97	1	0	--	--	0	2	1	--	--	0	3	1	--	--	0
1997-98	1	1	--	--	1	1	0	--	--	0	2	1	--	--	1
1998-99	2	0	--	--	0	0	3	--	--	0	2	3	--	--	0
1999-00	0	0	--	--	1	2	0	--	--	0	2	0	--	--	1
2000-01	3	1	--	0	0	3	1	--	0	0	6	2	--	0	0
2001-02	4	2	0	0	--	3	3	0	0	--	7	5	0	0	--
2002-03	1	1	2	0	--	2	1	0	1	--	3	2	2	1	--
2003-04	4	1	0	0	--	2	3	0	0	--	6	4	0	0	--
2004-05	1	4	--	0	0	4	1	--	0	0	5	5	--	0	0
2005-06	1	0	--	1	0	1	1	--	0	0	2	1	--	1	0
2006-07	2	0	--	0	0	0	2	--	0	0	2	2	--	0	0
2007-08	0	1	--	1	0	1	1	--	0	0	1	2	--	1	0
2008-09	2	0	--	0	0	1	1	--	0	0	3	1	--	0	0
2009-10	1	2	--	0	0	0	3	--	0	0	1	5	--	0	0
2010-11	1	2	--	0	0	2	1	--	0	0	3	3	--	0	0
2011-12	1	1	--	0	0	0	1	--	1	0	1	2	--	1	0
2012-13	3	1	--	0	0	4	0	--	0	0	7	1	--	0	0
2013-14	3	2	--	0	0	2	3	--	0	0	5	5	--	0	0
2014-15	1	2	--	1	0	3	1	--	0	0	4	3	--	1	0
2015-16	3	0	--	1	0	3	1	--	0	0	6	1	--	1	0
2016-17	4	1	--	0	0	4	1	--	0	0	8	2	--	0	0
2017-18	1	3	--	0	0	1	2	--	0	1	2	5	--	0	1
2018-19	2	2	--	0	0	1	3	--	0	0	3	5	--	0	0
2019-20	0	2	--	0	0	3	1	--	0	0	3	3	--	0	0
2020-21	2	3	--	0	0	1	4	--	0	0	3	7	--	0	0
<b>TOTALS</b>	<b>44</b>	<b>32</b>	<b>2</b>	<b>4</b>	<b>2</b>	<b>46</b>	<b>39</b>	<b>0</b>	<b>2</b>	<b>1</b>	<b>90</b>	<b>71</b>	<b>2</b>	<b>6</b>	<b>3</b>
<b>AHL TOTALS</b>	<b>37</b>	<b>30</b>	<b>2</b>	<b>4</b>	<b>0</b>	<b>38</b>	<b>34</b>	<b>0</b>	<b>2</b>	<b>1</b>	<b>75</b>	<b>64</b>	<b>2</b>	<b>6</b>	<b>1</b>

Playoffs Year	Home		Road		Totals	
	W	L	W	L	W	L
2000 - TCF (IHL)	1	2	1	2	2	4
2002 - WCS	1	2	1	1	2	3
2003 - WCS	2	0	2	0	4	0
2004 - WDS	0	2	0	2	0	4
2017 - CDF	2	0	2	1	4	1
2019 - CDS	1	1	1	2	2	3
<b>TOTALS</b>	<b>7</b>	<b>7</b>	<b>7</b>	<b>8</b>	<b>14</b>	<b>15</b>
<b>AHL TOTALS</b>	<b>6</b>	<b>5</b>	<b>6</b>	<b>6</b>	<b>12</b>	<b>11</b>



## CLEVELAND MONSTERS

One Center Ice  
 Cleveland, OH 44115  
 clevelandmonsters.com  
 Phone: (216) 420-0000

Chairman:	Dan Gilbert	Home Arena:	Rocket Mortgage FieldHouse
President of Franchise Operations:	Mike Ostrowski	Capacity:	18,277 (9,447 lower bowl)
General Manager:	Chris Clark	Entered AHL:	2007-08 (as Lake Erie Monsters)
Head Coach:	Mike Eaves	Calder Cups:	One (2016)
Assistant Coaches:	Mark Letestu, Trent Vogelhuber	Seasons in Playoffs:	3 of 12
Goaltending Coach:	Brad Thiessen	Conference:	Eastern
Athletic Trainer:	Tom Bourdon	Division:	North
Equipment Manager:	Dustin Halstead	Time Zone:	Eastern
Communications:	Ben Adams, Tony Brown, Nicole Del Villano	Affiliation:	Columbus Blue Jackets
Broadcaster:	Tony Brown	Team Colors:	Black, Wine, Gold

2020-21 Home Attendance: 53,548 (3,825 avg. – 1st in AHL – Limited due to COVID-19 pandemic)  
 2020-21 Regular Season Record: 16-10-1-2, 35 pts., 0.603 (2nd in Central Division/10th in AHL)  
 2021 Playoff Record: Playoffs not scheduled due to COVID-19 pandemic

### 2021-22 VS. MONSTERS

12/6 @ Cleveland 7 p.m.  
 12/27 @ Cleveland 7 p.m.  
**1/8 CLEVELAND 7 p.m.**  
 1/18 @ Cleveland 7 p.m.  
 2/23 @ Cleveland 7 p.m.  
**3/11 CLEVELAND 7 p.m.**  
**4/6 CLEVELAND 7 p.m.**  
**4/13 CLEVELAND 7 p.m.**

### ALL-TIME SERIES VS. MONSTERS\*

Season	Home				Road				Totals			
	W	L	OTL	SOL	W	L	OTL	SOL	W	L	OTL	SOL
2007-08	4	1	0	0	2	2	0	1	6	3	0	1
2008-09	2	2	0	0	2	0	1	1	4	2	1	1
2009-10	3	1	0	0	1	2	0	1	4	3	0	1
2010-11	2	2	0	0	1	2	0	1	3	4	0	1
2011-12	3	0	0	0	1	1	1	0	4	1	1	0
2012-13	2	0	0	1	2	1	0	0	4	1	0	1
2013-14	0	2	0	0	1	0	0	1	1	2	0	1
2014-15	2	2	1	0	3	2	0	0	5	4	1	0
2015-16	4	2	0	0	3	2	0	1	7	4	0	1
2016-17	4	1	0	1	2	2	1	1	6	3	1	2
2017-18	3	1	0	0	3	0	0	1	6	1	0	1
2018-19	1	1	0	0	1	0	1	0	2	1	1	0
2019-20	1	1	0	0	1	1	0	0	2	2	0	0
2020-21	4	1	0	0	3	2	0	0	7	3	0	0
<b>TOTALS</b>	<b>35</b>	<b>17</b>	<b>1</b>	<b>2</b>	<b>26</b>	<b>17</b>	<b>4</b>	<b>8</b>	<b>61</b>	<b>34</b>	<b>5</b>	<b>10</b>

Playoffs Year	Home		Road		Totals	
	W	L	W	L	W	L
2016 - CDF	1	2	1	2	2	4
<b>TOTALS</b>	<b>1</b>	<b>2</b>	<b>1</b>	<b>2</b>	<b>2</b>	<b>4</b>

\* Lake Erie Monsters (2007-16)



**COLORADO EAGLES**

1625 Pelican Lakes Point, Suite 100  
Windsor, CO 80550  
coloradoeagles.com  
Phone: (970) 686-7468

Owner/CEO/Governor:	Martin Lind	Home Arena:	Budweiser Events Center
Founder:	Ralph Backstrom	Capacity:	5,289
President & Alternate Governor:	Brian Petrovek	Began Play:	2003-04 (CHL)
General Manager:	Craig Billington	Entered AHL:	2018-19
Head Coach:	Greg Cronin	Calder Cups:	None
Assistant Coaches:	Tim Branham, Aaron Schneekloth	Seasons in Playoffs:	1 of 1
Goaltending Coach:	Ryan Bach	Conference:	Western
Athletic Trainer:	Brent Woodside	Division:	Pacific
Equipment Manager:	Cliff Halstead	Time Zone:	Mountain
Communications/Broadcaster:	Kevin McGlue	Affiliation:	Colorado Avalanche
		Team Colors:	Red, Yellow, Blue

2020-21 Home Attendance: No fans due to COVID-19 pandemic  
2020-21 Regular Season Record: 15-15-3-1, 34 pts., 0.500 (5th in Pacific Division/18th in AHL)  
2021 Playoff Record: Playoffs not scheduled due to COVID-19 pandemic

**2021-22 VS. EAGLES**

No games scheduled



**HARTFORD WOLF PACK**

One Civic Center Plaza  
Hartford, CT 06103  
hartfordwolfpack.com  
Phone: (860) 249-6333

GM of Business Operations:	Ben Weiss	Home Arena:	XL Center
General Manager:	Ryan Martin	Capacity:	15,635
Governor:	Chris Drury	Entered AHL:	1997-98
Head Coach:	Kris Knoblauch	Calder Cups:	One (2000)
Assistant Coaches:	Steve Smith, Casey Torres	Seasons in Playoffs:	15 of 22
Goaltending Coach:	Jeff Malcolm	Conference:	Eastern
Athletic Trainer:	Brian Fairbrother	Division:	Atlantic
Equipment Manager:	Craig Lewis	Time Zone:	Eastern
Public Relations/Broadcaster:	Alex Thomas	Affiliation:	New York Rangers
		Team Colors:	Navy Blue, Red, Silver

2020-21 Home Attendance: No fans due to COVID-19 pandemic  
2020-21 Regular Season Record: 14-9-1-0, 29 pts., 0.604 (2nd in Atlantic Division/9th in AHL)  
2021 Playoff Record: Playoffs not scheduled due to COVID-19 pandemic

**2021-22 VS. WOLF PACK**

No games scheduled

**ALL-TIME SERIES VS. WOLF PACK**

Season	Home			Road			Totals		
	W	L	OTL SOL	W	L	OTL SOL	W	L	OTL SOL
2008-09	1	0	0 0	0	1	0 0	1	1	0 0
<b>TOTALS</b>	<b>1</b>	<b>0</b>	<b>0 0</b>	<b>0</b>	<b>1</b>	<b>0 0</b>	<b>1</b>	<b>1</b>	<b>0 0</b>



## HENDERSON SILVER KNIGHTS

Lifeguard Arena  
 222 South Water Street  
 Henderson, NV 89015  
 hendersonsilverknights.com  
 Phone: (725) 201-3003 ext. 201

Chairman:	Bill Foley	Home Arena:	Orleans Arena
General Manager:	Tim Speltz	Capacity:	8,898
President, Hockey Operations:	George McPhee	Entered AHL:	2020-21
Head Coach:	Manny Viveiros	Calder Cups:	None
Assistant Coaches:	Jamie Heward, Joel Ward	Seasons in Playoffs:	n/a
Goaltending Coach:	Fred Brathwaite	Conference:	Western
Athletic Trainer:	Todd Richardson	Division:	Pacific
Equipment Manager:	Brian Godin	Time Zone:	Pacific
Communications:	Brian McCormack, Kelli Pfiffner	Affiliation:	Vegas Golden Knights
Broadcaster:	Brian McCormack	Team Colors:	Silver, Gold, Black

2020-21 Home Attendance: 27,004 (1,350 avg. – 4th in AHL – Limited due to COVID-19 pandemic)  
 2020-21 Regular Season Record: 25-13-0-1, 51 pts., 0.654 (1st in Pacific Division/6th in AHL)  
 2021 Playoff Record: Playoffs not scheduled due to COVID-19 pandemic

### 2021-22 VS. SILVER KNIGHTS

No games scheduled



## HERSHEY BEARS

550 West Hersheypark Drive  
 Hershey, PA 17033  
 hersheybears.com  
 Phone: (717) 534-3380

Owner:	Hershey Entertainment & Resorts Company	Home Arena:	Giant Center
President/CEO:	John Lawn	Capacity:	10,500
VP of Hockey Operations:	Bryan Helmer	Entered AHL:	1938-39
Head Coach:	Scott Allen	Calder Cups:	11 (1947, 1958, 1959, 1969, 1974, 1980, 1988, 1997, 2006, 2009, 2010)
Assistant Coaches:	Patrick Wellar, Steve Bergin	Seasons in Playoffs:	68 of 81
Associate Goaltending Coach:	Alex Westlund	Conference:	Eastern
Head Trainer:	Brian Riedel	Division:	Atlantic
Equipment Manager:	Josh Carter	Time Zone:	Eastern
Media Relations:	Zack Fisch, Matt Trust	Affiliation:	Washington Capitals
Broadcaster:	Zack Fisch	Team Color:	Chocolate Brown, White

2020-21 Home Attendance: 17,093 (1,005 avg. – 5th in AHL – Limited due to COVID-19 pandemic)  
 2020-21 Regular Season Record: 24-7-2-0, 50 pts., 0.758 (1st in North Division/1st in AHL)  
 2021 Playoff Record: Playoffs not scheduled due to COVID-19 pandemic

### 2021-22 VS. BEARS

No games scheduled

### ALL-TIME SERIES VS. BEARS

Season	Home				Road				Totals					
	W	L	T	OTL	W	L	T	OTL	W	L	T	OTL		
2001-02	1	0	0	0	--	1	0	0	0	--	2	0	0	--
2002-03	1	0	0	0	--	1	0	0	0	--	2	0	0	--
2005-06	1	0	--	0	0	1	0	--	0	0	2	0	--	0
2017-18	0	1	--	0	0	1	0	--	0	0	1	1	--	0
2018-19	1	0	--	0	0	0	1	--	0	0	1	1	--	0
<b>TOTALS</b>	<b>4</b>	<b>1</b>	<b>--</b>	<b>0</b>	<b>0</b>	<b>4</b>	<b>1</b>	<b>--</b>	<b>0</b>	<b>0</b>	<b>8</b>	<b>2</b>	<b>--</b>	<b>0</b>



**IOWA WILD**

730 Third Street  
Des Moines, IA 50309  
iowawild.com  
Phone: (515) 564-8700

President/Governor:  
VP Business Operations:  
General Manager:  
Head Coach:  
Assistant Coaches:  
Goaltending Coach:  
Athletic Trainer:  
Equipment Manager:  
Media Relations:  
Broadcaster:

Todd Frederickson  
Allie Brown  
Michael Murray  
Tim Army  
Nate DiCasmirro, Nolan Yonkman  
Richard Bachman  
Masa Takaiva  
Richard Krouse  
Mitchell Courtney, Ben Gislason  
Ben Gislason

Home Arena: Wells Fargo Arena  
Capacity: 8,356  
Entered AHL: 2013-14  
Calder Cups: None  
Seasons in Playoffs: 1 of 6  
Conference: Western  
Division: Central  
Time Zone: Central  
Affiliation: Minnesota Wild  
Team Colors: Green, Red, Gold, White

2020-21 Home Attendance: 55,645 (3,273 avg. – 2nd in AHL – Limited due to COVID-19 pandemic)  
2020-21 Regular Season Record: 17-13-4-0, 38 pts., 0.559 (4th in Central Division/15th in AHL)  
2021 Playoff Record: Playoffs not scheduled due to COVID-19 pandemic

**2021-22 VS. WILD**

11/5	@ Iowa	7 p.m.
1/7	<b>IOWA</b>	<b>7 p.m.</b>
2/10	@ Iowa	8 p.m.
2/11	@ Iowa	8 p.m.
3/4	<b>IOWA</b>	<b>7 p.m.</b>
3/5	<b>IOWA</b>	<b>7 p.m.</b>
4/15	<b>IOWA</b>	<b>7 p.m.</b>
4/19	@ Iowa	8 p.m.

**ALL-TIME SERIES VS. WILD**

Season	Home				Road				Totals			
	W	L	OTL	SOL	W	L	OTL	SOL	W	L	OTL	SOL
2013-14	3	2	0	0	5	0	0	0	8	2	0	0
2014-15	2	0	0	0	2	0	0	0	4	0	0	0
2015-16	4	0	0	0	2	2	0	0	6	2	0	0
2016-17	2	1	0	1	3	1	0	0	5	2	0	1
2017-18	3	2	0	0	3	2	0	0	6	4	0	0
2018-19	0	1	1	1	2	1	0	0	2	2	1	1
2019-20	2	0	1	0	0	2	1	0	2	2	2	0
2020-21	1	0	1	0	1	1	0	0	2	1	1	0
<b>TOTALS</b>	<b>17</b>	<b>6</b>	<b>3</b>	<b>2</b>	<b>18</b>	<b>9</b>	<b>1</b>	<b>0</b>	<b>35</b>	<b>15</b>	<b>4</b>	<b>2</b>



**LAVAL ROCKET**

1950 rue Claude-Gagne  
Laval, QC H7N 5H9  
rocketlaval.com  
Phone: (855) 595-2200

VP of Hockey Operations:  
General Manager:  
Head Coach:  
Assistant Coaches:  
Goaltending Coach:  
Athletic Therapist:  
Equipment Manager:  
Communications:

John Sedgwick  
Marc Bergevin  
Jean-Francois Houle  
Martin Laperrriere,  
Kelly Buchberger  
Marco Marciano  
Glen Kinney  
Eric Levesque  
Charles Saindon-Courtois,  
Guillaume Oumet,  
Timothy Gagnon  
Anthony Marcotte

Home Arena: Place Bell  
Capacity: 10,062  
Entered AHL: 2017-18  
Calder Cups: None  
Seasons in Playoffs: 0 of 2  
Conference: Eastern  
Division: North  
Time Zone: Eastern  
Affiliation: Montreal Canadiens  
Team Colors: Blue, Red, White

Broadcaster:

2020-21 Home Attendance: No fans due to COVID-19 pandemic  
2020-21 Regular Season Record: 23-9-3-1, 50 pts., 0.694 (1st in Canadian Division/2nd in AHL)  
2021 Playoff Record: Playoffs not scheduled due to COVID-19 pandemic

**2021-22 VS. ROCKET**

No games scheduled





## LEHIGH VALLEY PHANTOMS

701 Hamilton Street  
 Allentown, PA 18101  
 lehighvalleyphantoms.com  
 Phone: (610) 224-4625

Co-Owners: Rob Brooks, Jim Brooks  
 Executive Vice President: Chris Porreca  
 Manager of Hockey Operations: Bill Downey  
 General Manager: Chuck Fletcher  
 Head Coach: Ian Laperriere  
 Assistant Coaches: Jason Smith, Riley Armstrong  
 Athletic Trainer: Brian Grogesky  
 Equipment Manager: Zac Guercia  
 Public Relations/Broadcaster: Bob Rotruck

Home Arena: PPL Center  
 Capacity: 8,420  
 Entered AHL: 1996-97 (as Philadelphia Phantoms)  
 Calder Cups: Two (1998, 2005)  
 Seasons in Playoffs: 12 of 23  
 Conference: Eastern  
 Division: Atlantic  
 Time Zone: Eastern  
 Affiliation: Philadelphia Flyers  
 Team Colors: Orange, Black

2020-21 Home Attendance: No fans due to COVID-19 pandemic  
 2020-21 Regular Season Record: 18-7-4-2, 43 pts., 0.672 (2nd in North Division/5th in AHL)  
 2021 Playoff Record: Playoffs not scheduled due to COVID-19 pandemic

### 2021-22 VS. PHANTOMS ALL-TIME SERIES VS. PHANTOMS\*

No games scheduled

Season	Home					Road					Totals				
	W	L	T	OTL	SOL	W	L	T	OTL	SOL	W	L	T	OTL	SOL
2002-03	1	0	0	0	--	1	0	0	0	--	2	0	0	0	--
2003-04	0	1	0	0	--	1	0	0	0	--	1	1	0	0	--
2004-05	0	1	--	0	0	1	0	--	0	0	1	1	--	0	0
2005-06	1	0	--	0	0	0	1	--	0	0	1	1	--	0	0
2006-07	1	0	--	0	0	1	0	--	0	0	2	0	--	0	0
2008-09	1	0	--	1	0	0	2	--	0	0	1	2	--	1	0
<b>TOTALS</b>	<b>4</b>	<b>2</b>	<b>--</b>	<b>1</b>	<b>0</b>	<b>4</b>	<b>3</b>	<b>--</b>	<b>0</b>	<b>0</b>	<b>8</b>	<b>5</b>	<b>--</b>	<b>1</b>	<b>0</b>

\* Philadelphia Phantoms (2002-09)



## MANITOBA MOOSE

600 – 223 Carlton Street  
 Winnipeg, MB R3C 0V4  
 moosehockey.com  
 Phone: (204) 987-7825

Sr. Director, Hockey & Business Operations:  
 Executive Chairman:  
 General Manager:  
 Head Coach:  
 Assistant Coaches:  
  
 Goaltending Coach:  
 Athletic Therapist:  
 Equipment Manager:  
 Communications:  
  
 Broadcaster:

Brad Andrews  
 Mark Chipman  
 Craig Heisinger  
 Mark Morrison  
 Eric Dubois,  
 Marty Johnston  
 Drew MacIntyre  
 Zach Salmonson  
 Graham Watt  
 Daniel Fink,  
 Anthony Fusco  
 Daniel Fink

Home Arena: Canada Life Centre  
 Capacity: 8,812  
 Began Play: 1994-95 (IHL)  
 Entered AHL: 2001-02 (played through 2010-11)  
 Re-Entered AHL: 2015-16  
 Calder Cups: None  
 Seasons in Playoffs: 10 of 14  
 Conference: Western  
 Division: Central  
 Time Zone: Central  
 Affiliation: Winnipeg Jets  
 Team Colors: Blue, Grey, White

2020-21 Home Attendance: No fans due to COVID-19 pandemic  
 2020-21 Regular Season Record: 18-13-3-2, 41 pts., 0.569 (2nd in Canadian Division/13th in AHL)  
 2021 Playoff Record: Playoffs not scheduled due to COVID-19 pandemic

### 2021-22 VS. MOOSE

10/22	@ Manitoba	8 p.m.
10/24	@ Manitoba	3 p.m.
<b>11/12</b>	<b>MANITOBA</b>	<b>7 p.m.</b>
<b>11/13</b>	<b>MANITOBA</b>	<b>7 p.m.</b>
12/10	@ Manitoba	8 p.m.
12/11	@ Manitoba	7 p.m.
<b>1/14</b>	<b>MANITOBA</b>	<b>7 p.m.</b>
<b>1/15</b>	<b>MANITOBA</b>	<b>7 p.m.</b>

### ALL-TIME SERIES VS. MOOSE

Season	Home				Road				Totals						
	W	L	T	OTL	SOL	W	L	T	OTL	SOL	W	L	T	OTL	SOL
1996-97	1	0	--	--	0	0	0	--	--	0	1	0	--	--	0
1997-98	2	0	--	--	1	1	1	--	--	0	3	1	--	--	1
1998-99	0	1	--	--	1	0	1	--	--	0	0	2	--	--	1
1999-00	2	0	--	--	0	3	0	--	--	0	5	0	--	--	0
2000-01	1	2	--	0	1	1	2	--	0	0	2	4	--	0	1
2001-02	3	1	0	0	--	3	1	0	0	--	6	2	0	0	--
2002-03	2	0	0	0	--	2	0	0	0	--	4	0	0	0	--
2003-04	1	0	1	0	--	1	1	0	0	--	2	1	1	0	--
2004-05	1	1	--	0	0	1	1	--	0	0	2	2	--	0	0
2005-06	2	1	--	0	1	3	1	--	0	0	5	2	--	0	1
2006-07	2	1	--	0	1	0	2	--	0	2	2	3	--	0	3
2007-08	3	1	--	0	0	2	2	--	0	0	5	3	--	0	0
2008-09	1	1	--	0	0	1	1	--	0	0	2	2	--	0	0
2009-10	1	0	--	1	0	1	1	--	0	0	2	1	--	1	0
2010-11	1	1	--	0	0	2	0	--	0	0	3	1	--	0	0
2015-16	2	0	--	0	0	1	1	--	0	0	3	1	--	0	0
2016-17	2	0	--	0	0	1	1	--	0	0	3	1	--	0	0
2017-18	2	2	--	0	0	4	0	--	0	0	6	2	--	0	0
2018-19	3	1	--	0	0	3	1	--	0	0	6	2	--	0	0
2019-20	3	1	--	0	0	0	2	--	0	0	3	3	--	0	0
<b>TOTALS</b>	<b>35</b>	<b>14</b>	<b>1</b>	<b>1</b>	<b>5</b>	<b>30</b>	<b>19</b>	<b>0</b>	<b>0</b>	<b>2</b>	<b>65</b>	<b>33</b>	<b>1</b>	<b>1</b>	<b>7</b>
<b>AHL TOTALS</b>	<b>29</b>	<b>11</b>	<b>1</b>	<b>1</b>	<b>2</b>	<b>25</b>	<b>15</b>	<b>0</b>	<b>0</b>	<b>2</b>	<b>54</b>	<b>26</b>	<b>1</b>	<b>1</b>	<b>4</b>

Playoffs Year	Home		Road		Totals	
	W	L	W	L	W	L
2006 - NDF	2	2	2	1	4	3
2007 - NDS	2	1	1	3	3	4
2009 - NDF	0	2	0	2	0	4
2018 - CDS	1	2	1	1	2	3
<b>TOTALS/AHL TOTALS</b>	<b>5</b>	<b>7</b>	<b>4</b>	<b>7</b>	<b>9</b>	<b>14</b>



## MILWAUKEE ADMIRALS

510 W. Kilbourn Ave., Suite B  
 Milwaukee, WI 53203  
 milwaukeeadmirals.com  
 Phone: (414) 227-0550

Owner/CEO: Harris Turer  
 President: Jon Greenberg  
 General Manager: Scott Nichol  
 Head Coach: Karl Taylor  
 Assistant Coaches: Scott Ford, Greg Rallo  
 Athletic Trainer: TBD  
 Equipment Manager: Kris Stierwalt  
 Communications: Charlie Larson  
 Broadcaster: Aaron Sims

Home Arena: Panther Arena  
 Capacity: 12,700  
 Begun Play: 1977-78 (IHL)  
 Entered AHL: 2001-02  
 Calder Cups: One (2004)  
 Seasons in Playoffs: 15 of 18  
 Conference: Western  
 Division: Central  
 Time Zone: Central  
 Affiliation: Nashville Predators  
 Team Colors: Navy Blue, Ice Blue, Gray

2020-21 Home Attendance: Opted out of 2020-21 season  
 2020-21 Regular Season Record: Opted out of 2020-21 season  
 2021 Playoff Record: Opted out of 2020-21 season

### 2021-22 VS. ADMIRALS ALL-TIME SERIES VS. ADMIRALS

		Time	Home				Road				Totals							
			W	L	T	SOL	W	L	T	SOL	W	L	T	SOL				
10/16	@ Milwaukee	7 p.m.																
<b>10/30</b>	<b>MILWAUKEE</b>	<b>7 p.m.</b>	1996-97	0	0	--	0	0	1	--	0	0	1	--	0			
11/24	@ Milwaukee	8 p.m.	1997-98	1	0	--	0	0	1	--	1	1	1	--	1			
<b>12/22</b>	<b>MILWAUKEE</b>	<b>7 p.m.</b>	1998-99	2	1	--	0	1	4	--	0	3	5	--	0			
<b>12/31</b>	<b>MILWAUKEE</b>	<b>6 p.m.</b>	1999-00	4	1	--	0	2	1	--	1	6	2	--	1			
1/1	@ Milwaukee	7 p.m.	2000-01	4	1	--	0	4	0	--	1	8	1	--	1			
<b>1/5</b>	<b>MILWAUKEE</b>	<b>7 p.m.</b>	2001-02	4	1	1	0	2	1	3	0	6	2	4	0			
<b>1/22</b>	<b>MILWAUKEE</b>	<b>7 p.m.</b>	2002-03	1	1	1	0	1	1	1	0	2	2	2	0			
<b>1/26</b>	<b>MILWAUKEE</b>	<b>7 p.m.</b>	2003-04	3	1	0	0	2	1	1	0	5	2	1	0			
1/29	@ Milwaukee	7 p.m.	2004-05	2	2	--	0	2	2	--	0	4	4	--	0			
3/6	@ Milwaukee	6 p.m.	2005-06	3	1	--	0	3	1	--	0	6	2	--	0			
4/3	@ Milwaukee	6 p.m.	2006-07	1	2	--	1	1	1	--	2	2	3	--	3			
			2007-08	1	2	--	0	1	3	--	0	2	5	--	0			
			2008-09	2	2	--	0	0	3	--	1	2	5	--	1			
			2009-10	2	1	--	0	2	1	--	0	4	2	--	0			
			2010-11	1	2	--	0	2	2	--	0	3	4	--	0			
			2011-12	1	1	--	0	1	0	--	0	2	1	--	0			
			2012-13	1	3	--	0	0	2	--	0	3	4	--	0			
			2013-14	4	1	--	0	3	2	--	0	7	3	--	0			
			2014-15	4	1	--	0	3	1	--	1	7	2	--	1			
			2015-16	4	0	--	0	1	3	--	0	5	3	--	0			
			2016-17	3	3	--	0	4	2	--	0	7	5	--	0			
			2017-18	2	2	--	1	5	0	--	0	7	2	--	1			
			2018-19	3	1	--	0	3	2	--	0	6	3	--	0			
			2019-20	1	3	--	0	3	1	--	0	4	4	--	0			
			<b>TOTALS</b>	<b>54</b>	<b>33</b>	<b>2</b>	<b>2</b>	<b>3</b>	<b>48</b>	<b>35</b>	<b>5</b>	<b>5</b>	<b>5</b>	<b>102</b>	<b>68</b>	<b>7</b>	<b>7</b>	<b>8</b>
			<b>AHL TOTALS</b>	<b>43</b>	<b>30</b>	<b>2</b>	<b>2</b>	<b>3</b>	<b>41</b>	<b>28</b>	<b>5</b>	<b>4</b>	<b>2</b>	<b>84</b>	<b>58</b>	<b>7</b>	<b>6</b>	<b>5</b>
			<b>Playoffs</b>															
			<b>Year</b>															
			2006 - WCF	0	2				0	2				0	4			
			2016 - CDS	1	0				2	0				3	0			
			2017 - CDS	2	0				1	0				3	0			
			<b>TOTALS/AHL TOTALS</b>	<b>3</b>	<b>2</b>				<b>3</b>	<b>2</b>				<b>6</b>	<b>4</b>			



**ONTARIO REIGN**

901 Via Piemonte, Suite 370  
 Ontario, CA 91764  
 ontarioreign.com  
 Phone: (909) 941-7825

President: Darren Abbott  
 General Manager: Richard Seeley  
 Head Coach: John Wroblewski  
 Assistant Coaches: Chris Hajt, Craig Johnson  
 Goaltending Coach: Matt Millar  
 Athletic Trainer: Jeff Andrews  
 Equipment Manager: Luke Eichas  
 Communications: Jared Shafran  
 Broadcasters: Josh Schaefer, Jared Shafran

Home Arena: Toyota Arena  
 Capacity: 9,491  
 Began Play: 2008-09 (ECHL)  
 Entered AHL: 2015-16  
 Calder Cups: None  
 Seasons in Playoffs: 3 of 4  
 Conference: Western  
 Division: Pacific  
 Time Zone: Pacific  
 Affiliation: Los Angeles Kings  
 Team Colors: Ontario Black, Ontario Flat Aluminum

2020-21 Home Attendance: No fans due to COVID-19 pandemic  
 2020-21 Regular Season Record: 17-19-4-0, 38 pts., 0.475 (6th in Pacific Division/22nd in AHL)  
 2021 Playoff Record: Playoffs not scheduled due to COVID-19 pandemic

**2021-22 VS. REIGN**

2/4 **ONTARIO** 7 p.m.  
 2/5 **ONTARIO** 7 p.m.  
 3/22 @ Ontario 10 p.m.  
 3/27 @ Ontario 6 p.m.

**ALL-TIME SERIES VS. REIGN**

Season	Home				Road				Totals			
	W	L	OTL	SOL	W	L	OTL	SOL	W	L	OTL	SOL
2018-19	0	1	0	0	0	1	0	0	0	2	0	0
<b>TOTALS</b>	<b>0</b>	<b>1</b>	<b>0</b>	<b>0</b>	<b>0</b>	<b>1</b>	<b>0</b>	<b>0</b>	<b>0</b>	<b>2</b>	<b>0</b>	<b>0</b>



**PROVIDENCE BRUINS**

1 LaSalle Square  
 Providence, RI 02903  
 providencebruins.com  
 Phone: (401) 273-5000

Owner: H. Larue Renfroe  
 General Manager: TBD  
 Chief Executive Officer: Jeff Fear  
 President: Jeff Hagan  
 Head Coach: Ryan Mougenel  
 Assistant Coaches: Matt Thomas, Trent Whitfield  
 Athletic Trainer: Rob Tagle  
 Equipment Manager: Anthony Pelleccione  
 Public Relations: Jeff Hagan, Chris Krenn  
 Broadcaster: Austin Rooke

Home Arena: Dunkin' Donuts Center Providence  
 Capacity: 11,273  
 Entered AHL: 1992-93  
 Calder Cups: One (1999)  
 Seasons in Playoffs: 22 of 27  
 Conference: Eastern  
 Division: Atlantic  
 Time Zone: Eastern  
 Affiliation: Boston Bruins  
 Team Colors: Black, Gold

2020-21 Home Attendance: No fans due to COVID-19 pandemic  
 2020-21 Regular Season Record: 15-6-2-2, 34 pts., 0.680 (1st in Atlantic Division/4th in AHL)  
 2021 Playoff Record: Playoffs not scheduled due to COVID-19 pandemic

**2021-22 VS. BRUINS**

No games scheduled



## ROCHESTER AMERICANS

1 War Memorial Square  
 Rochester, NY 14614  
 amerks.com  
 Phone: (585) 454-5335

Owner: Terrence M. Pegula  
 President: Kim Pegula  
 General Manager: Jason Karmanos  
 Head Coach: Seth Appert  
 Assistant Coaches: Adam Mair, Mike Weber  
 Goaltending Coach: Seamus Kotyk  
 Athletic Trainer: Michael Dhesse  
 Equipment Manager: Andrew Stegehuis  
 Public Relations: Warren Kosel, Ryan Harr  
 Broadcaster: Don Stevens

Home Arena: Blue Cross Arena at the Rochester War Memorial  
 Capacity: 10,662  
 Entered AHL: 1956-57  
 Calder Cups: Six (1965, 1966, 1968, 1983, 1987, 1996)  
 Seasons in Playoffs: 46 of 63  
 Conference: Eastern  
 Division: North  
 Time Zone: Eastern  
 Affiliation: Buffalo Sabres  
 Team Colors: Red, Blue, White

2020-21 Home Attendance: No fans due to COVID-19 pandemic  
 2020-21 Regular Season Record: 11-15-2-1, 25 pts., 0.431 (6th in North Division/23rd in AHL)  
 2021 Playoff Record: Playoffs not scheduled due to COVID-19 pandemic

### 2021-22 VS. AMERICANS

No games scheduled

### ALL-TIME SERIES VS. AMERICANS

Season	Home					Road					Totals				
	W	L	T	OTL	SOL	W	L	T	OTL	SOL	W	L	T	OTL	SOL
2001-02	0	2	0	0	--	1	1	0	0	--	1	3	0	0	--
2002-03	2	0	0	0	--	2	0	0	0	--	4	0	0	0	--
2003-04	0	0	1	0	--	0	1	0	0	--	0	1	1	0	--
2004-05	1	0	--	0	0	0	1	--	0	0	1	1	--	0	0
2005-06	3	0	--	0	0	1	2	--	0	0	4	2	--	0	0
2006-07	3	1	--	0	0	1	2	--	1	0	4	3	--	1	0
2007-08	2	2	--	0	0	1	3	--	0	0	3	5	--	0	0
2008-09	2	0	--	0	1	3	0	--	0	0	5	0	--	0	1
2009-10	1	2	--	0	0	2	1	--	0	0	3	3	--	0	0
2010-11	3	0	--	0	0	1	1	--	0	1	4	1	--	0	1
2011-12	2	0	--	0	1	1	2	--	0	0	3	2	--	0	1
2012-13	1	0	--	0	0	0	1	--	0	0	1	1	--	0	0
2012-13	1	0	--	0	0	0	1	--	0	0	1	1	--	0	0
2013-14	2	0	--	0	0	2	0	--	0	0	4	0	--	0	0
2014-15	1	0	--	1	0	1	0	--	1	0	2	0	--	2	0
2015-16	0	2	--	0	0	2	0	--	0	0	2	2	--	0	0
<b>TOTALS</b>	<b>23</b>	<b>9</b>	<b>1</b>	<b>1</b>	<b>2</b>	<b>18</b>	<b>15</b>	<b>0</b>	<b>2</b>	<b>1</b>	<b>41</b>	<b>24</b>	<b>1</b>	<b>3</b>	<b>3</b>



## ROCKFORD ICEHOGS

300 Elm Street  
 Rockford, IL 61101  
 icehogs.com  
 Phone: (815) 986-6465

President, Business Operations:  
 General Manager:  
 Assistant GM:  
 Head Coach:  
 Assistant Coach:  
 Goaltending Coach:  
 Athletic Trainer:  
 Equipment Manager:  
 Communications/Broadcaster:

Ryan Snider  
 Mark Bernard  
 Nick Anderson  
 Derek King  
 Anders Sorensen  
 Peter Aubry  
 D.J. Jones  
 Russ Holden  
 Joseph Zakrzewski

Home Arena: BMO Harris Bank Center  
 Capacity: 5,895  
 Began Play: 1999-00 (UHL)  
 Entered AHL: 2007-08  
 Calder Cups: None  
 Seasons in Playoffs: 6 of 12  
 Conference: Western  
 Division: Central  
 Time Zone: Central  
 Affiliation: Chicago Blackhawks  
 Team Colors: Red, Black, Blue

2020-21 Home Attendance: No fans due to COVID-19 pandemic  
 2020-21 Regular Season Record: 12-19-1-0, 25 pts., 0.391 (6th in Central Division/26th in AHL)  
 2021 Playoff Record: Playoffs not scheduled due to COVID-19 pandemic

### 2021-22 VS. ICEHOGS ALL-TIME SERIES VS. ICEHOGS

			Home				Road				Totals				
			W	L	OTL	SOL	W	L	OTL	SOL	W	L	OTL	SOL	
10/15	ROCKFORD	7 p.m.	2007-08	1	1	0	0	0	1	0	1	1	2	0	1
11/6	@ Rockford	7 p.m.	2008-09	2	0	0	0	1	0	1	0	3	0	1	0
12/3	ROCKFORD	7 p.m.	2009-10	0	4	0	0	1	2	1	0	1	6	1	0
12/4	ROCKFORD	7 p.m.	2010-11	2	0	0	1	0	3	0	0	2	3	0	1
2/19	ROCKFORD	7 p.m.	2011-12	1	1	0	0	0	1	0	1	1	2	0	1
2/20	@ Rockford	5 p.m.	2012-13	3	0	1	0	2	2	0	0	5	2	1	0
3/19	@ Rockford	7 p.m.	2013-14	5	0	0	0	2	2	0	1	7	2	0	1
4/20	@ Rockford	8 p.m.	2014-15	2	1	0	1	2	2	0	0	4	3	0	1
			2015-16	3	1	0	0	2	2	0	0	5	3	0	0
			2016-17	4	1	0	0	3	2	0	0	7	3	0	0
			2017-18	4	1	0	0	0	2	0	3	4	3	0	3
			2018-19	2	1	2	0	1	2	2	0	3	3	4	0
			2019-20	3	0	0	2	2	3	0	0	5	3	0	2
			2020-21	1	0	2	1	3	1	0	0	4	1	2	1
			<b>TOTALS</b>	<b>33</b>	<b>11</b>	<b>5</b>	<b>5</b>	<b>19</b>	<b>25</b>	<b>4</b>	<b>6</b>	<b>52</b>	<b>36</b>	<b>9</b>	<b>11</b>

Playoffs	Year	Home		Road		Totals	
		W	L	W	L	W	L
	2015 - WCS	2	0	2	1	4	1
	<b>TOTALS</b>	<b>2</b>	<b>0</b>	<b>2</b>	<b>1</b>	<b>4</b>	<b>1</b>



## SAN DIEGO GULLS

7676 Hazard Center Drive, Suite 1075  
 San Diego, CA 92108  
 sandiegogulls.com  
 Phone: (619) 359-4700

Owners:	Henry and Susan Samuelli	Home Arena:	Pechanga Arena San Diego
President, Hockey Operations:	Bob Murray	Capacity:	12,920
General Manager:	Bob Ferguson	Entered AHL:	2015-16
President, Business Operations:	Matt Savant	Calder Cups:	None
Head Coach:	Joel Bouchard	Seasons in Playoffs:	3 of 4
Assistant Coaches:	Daniel Jacob, Max Talbot	Conference:	Western
Athletic Trainer:	Ryan Ledwon	Division:	Pacific
Equipment Manager:	Joey Guilmet	Time Zone:	Pacific
Communications:	Aaron Cooney, Joe Spurrier	Affiliation:	Anaheim Ducks
Broadcaster:	Andy Zilch	Team Colors:	Orange, Blue, Black

2020-21 Home Attendance: No fans due to COVID-19 pandemic  
 2020-21 Regular Season Record: 26-17-1-0, 53 pts., 0.602 (3rd in Pacific Division/11th in AHL)  
 2021 Playoff Record: Playoffs not scheduled due to COVID-19 pandemic

### 2021-22 VS. GULLS

No games scheduled

### ALL-TIME SERIES VS. GULLS

Season	Home				Road				Totals			
	W	L	OTL	SOL	W	L	OTL	SOL	W	L	OTL	SOL
2015-16	1	0	0	0	0	1	0	0	1	1	0	0
2019-20	1	1	0	0	2	0	0	0	3	1	0	0
<b>TOTALS</b>	<b>2</b>	<b>1</b>	<b>0</b>	<b>0</b>	<b>2</b>	<b>1</b>	<b>0</b>	<b>0</b>	<b>4</b>	<b>2</b>	<b>0</b>	<b>0</b>



## SAN JOSE BARRACUDA

525 West Santa Clara Street  
 San Jose, CA 95113  
 sjbarracuda.com  
 Phone: (408) 287-7070

President:	Jonathan Becher	Home Arena:	SAP Center at San Jose
VP/Governor:	Jon Gustafson	Capacity:	6,123 (curtained)
General Manager:	Joe Will	Entered AHL:	2015-16
Head Coach:	Roy Sommer	Calder Cups:	None
Assistant Coaches:	Jimmy Bonneau, Michael Chiasson	Seasons in Playoffs:	4 of 4
Goaltending Coach:	Dany Sabourin	Conference:	Western
Athletic Trainer:	Will Leonard	Division:	Pacific
Equipment Manager:	Mike Murphy	Time Zone:	Pacific
Media Relations/Broadcaster:	Nick Nollenberger	Affiliation:	San Jose Sharks
		Team Colors:	Teal, Grey, Orange, Black

2020-21 Home Attendance: No fans due to COVID-19 pandemic  
 2020-21 Regular Season Record: 15-15-4-2, 36 pts., 0.500 (4th in Pacific Division/17th in AHL)  
 2021 Playoff Record: Playoffs not scheduled due to COVID-19 pandemic

### 2021-22 VS. BARRACUDA ALL-TIME SERIES VS. BARRACUDA

No games scheduled

Season	Home				Road				Totals			
	W	L	OTL	SOL	W	L	OTL	SOL	W	L	OTL	SOL
2016-17	0	1	0	0	0	0	0	1	0	1	0	1
2017-18	1	0	0	0	1	0	0	0	2	0	0	0
2018-19	1	1	0	0	0	1	1	0	1	2	1	0
<b>TOTALS</b>	<b>2</b>	<b>2</b>	<b>0</b>	<b>0</b>	<b>1</b>	<b>1</b>	<b>1</b>	<b>1</b>	<b>3</b>	<b>3</b>	<b>1</b>	<b>1</b>

Playoffs Year	Home		Road		Totals	
	W	L	W	L	W	L
2017 - WCF	3	0	1	1	4	1
<b>TOTALS</b>	<b>3</b>	<b>0</b>	<b>1</b>	<b>1</b>	<b>4</b>	<b>1</b>



## SPRINGFIELD THUNDERBIRDS

45 Bruce Landon Way  
Springfield, MA 01103  
springfieldthunderbirds.com  
Phone: (413) 739-4625

Executive Vice President:	Nathan Costa	Home Arena:	MassMutual Center
General Manager:	Kevin McDonald	Capacity:	6,784
Head Coach:	Drew Bannister	Entered AHL:	2016-17
Assistant Coaches:	Stu Bickel, Daniel Tkaczuk	Calder Cups:	None
Athletic Trainer:	Koryd Lavimoniere	Seasons in Playoffs:	0 of 3
Equipment Manager:	Steve Passineau	Conference:	Eastern
Media Relations/Broadcaster:	Ryan Smith	Division:	Atlantic
		Time Zone:	Eastern
		Affiliation:	St. Louis Blues
		Team Colors:	Blue, Red, Yellow

2020-21 Home Attendance: Opted out of 2020-21 season  
2020-21 Regular Season Record: Opted out of 2020-21 season  
2021 Playoff Record: Opted out of 2020-21 season

### 2021-22 VS. THUNDERBIRDS

No games scheduled



## STOCKTON HEAT

248 West Fremont Street  
Stockton, CA 95203  
stocktonheat.com  
Phone: (209) 373-1500

General Manager:	Brad Pascall	Home Arena:	Stockton Arena
President:	Jamie Cochrane	Capacity:	6,705
Head Coach:	Mitch Love	Entered AHL:	2015-16
Assistant Coaches:	Joe Cirella, Don Nachbaur	Calder Cups:	None
Goaltending Coach:	Thomas Speer	Seasons in Playoffs:	1 of 4
Athletic Trainer:	Bryan Erspamer	Conference:	Western
Equipment Manager:	Peter Bureaux	Division:	Pacific
Communications:	Brandon Weiss	Time Zone:	Pacific
Broadcaster:	Mark Binetti	Affiliation:	Calgary Flames
		Team Colors:	Red, Black, Yellow

2020-21 Home Attendance: No fans due to COVID-19 pandemic  
2020-21 Regular Season Record: 11-17-2-0, 24 pts., 0.400 (5th in Canadian Division/25th in AHL)  
2021 Playoff Record: Playoffs not scheduled due to COVID-19 pandemic


### 2021-22 VS. HEAT

No games scheduled

### ALL-TIME SERIES VS. HEAT

Season	Home			Road			Totals					
	W	L	OTL	W	L	OTL	W	L	OTL			
2016-17	1	0	0	0	0	0	1	1	0	0	1	
2017-18	0	0	0	1	0	1	0	0	1	1	0	1
<b>TOTALS</b>	<b>1</b>	<b>0</b>	<b>0</b>	<b>1</b>	<b>0</b>	<b>1</b>	<b>0</b>	<b>1</b>	<b>1</b>	<b>1</b>	<b>0</b>	<b>2</b>





**SYRACUSE CRUNCH**

800 South State Street  
 Syracuse, NY 13202  
 sycrunch.com  
 Phone: (315) 473-4444

President/CEO/Governor:  
 General Manager:  
 Head Coach:  
 Assistant Coaches:

Howard Dolgon  
 Stacy Roest  
 Benoit Groulx  
 Gilles Bouchard,  
 Eric Veilleux  
 Joe Palmer  
 Brad Chavis  
 Colten Wilson  
 Megan Cahill, Lukas Favale  
 Lukas Favale

Home Arena:

Upstate Medical  
 University Arena at  
 Onondaga County  
 War Memorial

Goaltending/Video Coach:  
 Athletic Trainer:  
 Equipment Manager:  
 Communications:  
 Broadcaster:

Capacity:  
 Entered AHL:  
 Calder Cups:  
 Seasons in Playoffs:  
 Conference:  
 Division:  
 Time Zone:  
 Affiliation:  
 Team Colors:

6,110  
 1994-95  
 None  
 15 of 25  
 Eastern  
 North  
 Eastern  
 Tampa Bay Lightning  
 Crunch Blue,  
 Gray, Black, White

2020-21 Home Attendance: No fans due to COVID-19 pandemic  
 2020-21 Regular Season Record: 19-10-3-0, 41 pts., 0.641 (3rd in North Division/7th in AHL)  
 2021 Playoff Record: Playoffs not scheduled due to COVID-19 pandemic

**2021-22 VS. CRUNCH**

No games scheduled

**ALL-TIME SERIES VS. CRUNCH**

Season	Home					Road					Totals				
	W	L	T	OTL	SOL	W	L	T	OTL	SOL	W	L	T	OTL	SOL
2002-03	1	1	0	0	--	2	0	0	0	--	3	1	0	0	--
2005-06	3	0	--	0	0	3	0	--	0	0	6	0	--	0	0
2006-07	2	0	--	0	0	0	2	--	0	0	2	2	--	0	0
2007-08	1	1	--	0	0	1	1	--	0	0	2	2	--	0	0
2008-09	1	0	--	0	1	0	1	--	0	1	1	1	--	0	2
<b>TOTALS</b>	<b>8</b>	<b>2</b>	<b>--</b>	<b>0</b>	<b>1</b>	<b>6</b>	<b>4</b>	<b>--</b>	<b>0</b>	<b>1</b>	<b>14</b>	<b>6</b>	<b>--</b>	<b>0</b>	<b>2</b>

Playoffs Year	Home		Road		Totals	
	W	L	W	L	W	L
2013 - CCF	1	2	3	0	4	2
2017 - CCF	3	0	1	2	4	2
<b>TOTALS</b>	<b>4</b>	<b>2</b>	<b>4</b>	<b>2</b>	<b>8</b>	<b>4</b>



TEXAS STARS

2100 Avenue of the Stars  
 Cedar Park, TX 78613  
 texasstars.com  
 Phone: (512) 467-8277

Owner:	Tom Gaglardi	Home Arena:	H-E-B Center at Cedar Park
President/Alt. Governor:	Brad Alberts	Capacity:	6,779
General Manager:	Scott White	Entered AHL:	2009-10
Head Coach:	Neil Graham	Calder Cups:	One (2014)
Assistant Coaches:	Max Fortunus, Travis Morin	Seasons in Playoffs:	7 of 10
Goaltending Coach:	Ryan Daniels	Conference:	Western
Athletic Trainer:	Mike DeGaetano	Division:	Central
Equipment Manager:	Nick Lazor	Time Zone:	Central
Media Relations/		Affiliation:	Dallas Stars
Broadcaster:	Brian Tosti	Team Colors:	Victory Green, Black, Silver, White

2020-21 Home Attendance: 39,967 (2,104 avg. – 3rd in AHL – Limited due to COVID-19 pandemic)  
 2020-21 Regular Season Record: 17-18-3-0, 37 pts., 0.487 (5th in Central Division/20th in AHL)  
 2021 Playoff Record: Playoffs not scheduled due to COVID-19 pandemic

2021-22 VS. STARS

11/19 @ Texas 8 p.m.  
 11/20 @ Texas 8 p.m.  
 2/15 @ Texas 8 p.m.  
 2/16 @ Texas 8 p.m.  
**3/16 TEXAS 7 p.m.**  
**3/18 TEXAS 7 p.m.**  
**4/1 TEXAS 7 p.m.**  
**4/2 TEXAS 7 p.m.**

ALL-TIME SERIES VS. STARS

Season	Home				Road				Totals			
	W	L	OTL	SOL	W	L	OTL	SOL	W	L	OTL	SOL
2009-10	2	0	0	1	2	1	0	0	4	1	0	1
2010-11	1	1	0	1	1	2	0	0	2	3	0	1
2011-12	1	1	0	0	1	0	1	0	2	1	1	0
2012-13	1	1	0	0	1	1	0	0	2	2	0	0
2013-14	2	0	0	0	1	1	0	0	3	1	0	0
2014-15	2	0	0	0	2	0	0	0	4	0	0	0
2015-16	2	0	0	0	2	0	0	0	4	0	0	0
2016-17	1	1	0	0	1	1	0	0	2	2	0	0
2017-18	1	1	0	1	1	1	1	0	2	2	1	1
2018-19	3	1	0	0	2	2	0	0	5	3	0	0
2019-20	2	0	1	0	0	3	0	1	2	3	1	1
<b>TOTALS</b>	<b>18</b>	<b>6</b>	<b>1</b>	<b>3</b>	<b>14</b>	<b>12</b>	<b>2</b>	<b>1</b>	<b>32</b>	<b>18</b>	<b>3</b>	<b>4</b>

Playoffs Year	Home		Road		Totals	
	W	L	W	L	W	L
2014 - WCS	2	1	0	3	2	4
<b>TOTALS</b>	<b>2</b>	<b>1</b>	<b>0</b>	<b>3</b>	<b>2</b>	<b>4</b>



**TORONTO MARLIES**

45 Manitoba Drive  
 Toronto, Ontario M6K 3C3  
 marlies.ca  
 Phone: (416) 263-3900

Sr. Vice President/Governor:  
 General Manager:  
 Assistant GM/Alternate Gov:  
 Head Coach:  
 Assistant Coaches:  
 Athletic Therapist:  
 Equipment Manager:  
 Media Relations:  
 Broadcaster:

Laurence Gilman  
 Ryan Hardy  
 Mike Dixon  
 Greg Moore  
 A.J. MacLean, John Snowden  
 Jordan Aube  
 Wil Burns  
 Kate Bascom  
 Todd Crocker

Home Arena: Coca-Cola Coliseum  
 Capacity: 7,851  
 Entered AHL: 2005-06  
 Calder Cups: One (2018)  
 Seasons in Playoffs: 11 of 14  
 Conference: Eastern  
 Division: North  
 Time Zone: Eastern  
 Affiliation: Toronto Maple Leafs  
 Team Colors: Dark Blue, Light Blue, White

2020-21 Home Attendance: No fans due to COVID-19 pandemic  
 2020-21 Regular Season Record: 16-17-0-2, 34 pts., 0.486 (4th in Canadian Division/21st in AHL)  
 2021 Playoff Record: Playoffs not scheduled due to COVID-19 pandemic

**2021-22 VS. MARLIES**

<b>12/18</b>	<b>TORONTO</b>	<b>7 p.m.</b>
<b>12/19</b>	<b>TORONTO</b>	<b>4 p.m.</b>
4/9	@ Toronto	4 p.m.
4/10	@ Toronto	4 p.m.

**ALL-TIME SERIES VS. MARLIES**

Season	Home				Road				Totals			
	W	L	OTL	SOL	W	L	OTL	SOL	W	L	OTL	SOL
2005-06	2	1	0	0	1	2	0	0	3	3	0	0
2006-07	2	2	0	0	2	2	0	0	4	4	0	0
2007-08	2	2	0	0	1	3	0	0	3	5	0	0
2008-09	3	0	1	0	2	2	0	0	5	2	1	0
2009-10	2	1	0	0	2	1	0	0	4	2	0	0
2010-11	2	1	0	0	1	1	0	1	3	2	0	1
2011-12	2	2	0	0	2	1	1	0	4	3	1	0
2012-13	1	1	0	0	1	1	0	0	2	2	0	0
2013-14	0	1	0	1	0	1	1	0	0	2	1	1
2014-15	2	0	0	0	1	1	0	0	3	1	0	0
2015-16	0	2	0	0	0	2	0	0	0	4	0	0
2019-20	1	1	0	0	0	0	0	0	1	1	0	0
<b>TOTALS</b>	<b>19</b>	<b>14</b>	<b>1</b>	<b>1</b>	<b>13</b>	<b>17</b>	<b>2</b>	<b>1</b>	<b>32</b>	<b>31</b>	<b>3</b>	<b>2</b>

Playoffs Year	Home		Road		Totals	
	W	L	W	L	W	L
2006 - NDS	1	1	3	0	4	1
2013 - WCS	2	1	2	1	4	2
2015 - WCQ	3	0	0	2	3	2
<b>TOTALS</b>	<b>6</b>	<b>2</b>	<b>5</b>	<b>3</b>	<b>11</b>	<b>5</b>



## TUCSON ROADRUNNERS

175 W. Broadway Blvd.  
Tucson, AZ 85701  
tucsonroadrunners.com  
Phone: (866) 774-6253

President: Bob Hoffman  
General Manager: John Ferguson  
Head Coach: Jay Varady  
Associate Head Coach: Steve Potvin  
Assistant Coach: John Slaney  
Athletic Trainer: Bill Nervig  
Equipment Manager: Eric Bechtol  
Communications/Broadcaster: Adrian Denny

Home Arena: Tucson Arena  
Capacity: 6,521  
Entered AHL: 2016-17  
Calder Cups: None  
Seasons in Playoffs: 1 of 3  
Conference: Western  
Division: Pacific  
Time Zone: Mountain  
Affiliation: Arizona Coyotes  
Team Colors: Brick Red, Desert Sand, Copper, Black, White

2020-21 Home Attendance: 14,500 (853 avg. – 6th in AHL – Limited due to COVID-19 pandemic)  
2020-21 Regular Season Record: 13-20-3-0, 29 pts., 0.403 (7th in Pacific Division/24th in AHL)  
2021 Playoff Record: Playoffs not scheduled due to COVID-19 pandemic

### 2021-22 VS. ROADRUNNERS ALL-TIME SERIES VS. ROADRUNNERS

No games scheduled

Season	Home				Road				Totals			
	W	L	OTL	SOL	W	L	OTL	SOL	W	L	OTL	SOL
2017-18	1	1	0	0	1	1	0	0	2	2	0	0
<b>TOTALS</b>	<b>1</b>	<b>1</b>	<b>0</b>	<b>0</b>	<b>1</b>	<b>1</b>	<b>0</b>	<b>0</b>	<b>2</b>	<b>2</b>	<b>0</b>	<b>0</b>



## UTICA COMETS

400 Oriskany St. W.  
Utica, NY 13502  
uticacomets.com  
Phone: (315) 790-9070

President: Robert Esche  
General Manager: Dan MacKinnon  
Head Coach: Kevin Dineen  
Assistant Coaches: Sergei Brylin, Ryan Parent  
Athletic Therapist: Jon Williams  
Equipment Manager: Damion Parmelee  
Communications: Cecelie Pikus, Jason Shaya, Michael Lehr  
Broadcaster: Jason Shaya

Home Arena: Utica Memorial Auditorium  
Capacity: 3,917  
Entered AHL: 2013-14  
Calder Cups: None  
Seasons in Playoffs: 3 of 6  
Conference: Eastern  
Division: North  
Time Zone: Eastern  
Affiliation: New Jersey Devils  
Team Colors: Red, Black White

2020-21 Home Attendance: 3,952 (304 avg. – 9th in AHL – Limited due to COVID-19 pandemic)  
2020-21 Regular Season Record: 16-11-0-1, 33 pts., 0.589 (4th in North Division/12th in AHL)  
2021 Playoff Record: Playoffs not scheduled due to COVID-19 pandemic

### 2021-22 VS. COMETS ALL-TIME SERIES VS. COMETS

No games scheduled

Season	Home				Road				Totals			
	W	L	OTL	SOL	W	L	OTL	SOL	W	L	OTL	SOL
2014-15	1	0	0	0	0	1	0	0	1	1	0	0
<b>TOTALS</b>	<b>1</b>	<b>0</b>	<b>0</b>	<b>0</b>	<b>0</b>	<b>1</b>	<b>0</b>	<b>0</b>	<b>1</b>	<b>1</b>	<b>0</b>	<b>0</b>

Year	Home		Road		Totals	
	W	L	W	L	W	L
2015 - WCF	1	2	1	2	2	4
<b>TOTALS</b>	<b>1</b>	<b>2</b>	<b>1</b>	<b>2</b>	<b>2</b>	<b>4</b>



**WILKES-BARRE/SCRANTON PENGUINS**

40 Coal Street  
 Wilkes-Barre, PA 18702  
 wbspenguins.com  
 Phone: (570) 208-7367

Chief Executive Officer:	Jeff Barrett	Home Arena:	Mohegan Sun Arena
CFO/Executive VP:	Greg Petorak		at Casey Plaza
General Manager:	Patrik Allvin	Capacity:	8,050
Head Coach:	J.D. Forrest	Entered AHL:	1999-00
Assistant Coach:	Kevin Porter	Calder Cups:	None
Athletic Trainer:	Seamus McKelvey	Seasons in Playoffs:	17 of 20
Equipment Manager:	Jared Mycyk	Conference:	Eastern
Media Relations/Broadcaster:	Nick Hart	Division:	Atlantic
		Time Zone:	Eastern
		Affiliation:	Pittsburgh Penguins
		Team Colors:	Black, Las Vegas Gold, Red

2020-21 Home Attendance: 12,519 (782 avg. – 7th in AHL – Limited due to COVID-19 pandemic)  
 2020-21 Regular Season Record: 13-13-4-2, 32 pts., 0.500 (5th in North Division/19th in AHL)  
 2021 Playoff Record: Playoffs not scheduled due to COVID-19 pandemic

**2021-22 VS. PENGUINS**

No games scheduled

**ALL-TIME SERIES VS. PENGUINS**

Season	Home					Road					Totals				
	W	L	T	OTL	SOL	W	L	T	OTL	SOL	W	L	T	OTL	SOL
2001-02	1	0	0	0	--	1	0	0	0	--	2	0	0	0	--
2006-07	1	0	--	0	0	1	0	--	0	0	2	0	--	0	0
2008-09	0	0	--	0	1	0	1	--	0	0	0	1	--	0	1
2017-18	0	1	--	0	0	0	1	--	0	0	0	2	--	0	0
2018-19	1	0	--	0	0	0	0	--	0	1	1	0	--	0	1
<b>TOTALS</b>	<b>3</b>	<b>1</b>	<b>--</b>	<b>0</b>	<b>1</b>	<b>2</b>	<b>2</b>	<b>--</b>	<b>0</b>	<b>1</b>	<b>5</b>	<b>3</b>	<b>--</b>	<b>0</b>	<b>2</b>

Playoffs Year	Home		Road		Totals	
	W	L	W	L	W	L
2003 - WCO	2	0	1	1	3	1
<b>TOTALS</b>	<b>2</b>	<b>0</b>	<b>1</b>	<b>1</b>	<b>3</b>	<b>1</b>

GRIFFINS ALL-TIME RECORDS  
VERSUS OPPONENTS

REGULAR SEASON

	HOME					ROAD					TOTALS				
	W	L	T	OTL	SOL	W	L	T	OTL	SOL	W	L	T	OTL	SOL
Abbotsford Canucks	0	0	--	0	0	0	0	--	0	0	0	0	--	0	0
Abbotsford Heat	5	3	--	1	1	5	4	--	0	1	10	7	--	1	2
Adirondack Flames	0	1	--	0	0	1	0	--	0	0	1	1	--	0	0
Albany River Rats	0	1	--	0	0	1	0	--	0	0	1	1	--	0	0
Bakersfield Condors	0	1	--	0	0	1	2	--	0	0	1	3	--	0	0
Belleville Senators	1	0	--	0	2	1	1	--	0	0	2	1	--	0	2
Binghamton Devils	0	0	--	0	0	0	0	--	0	0	0	0	--	0	0
Binghamton Senators	0	0	1	0	0	0	0	0	1	0	0	0	1	1	0
Bridgeport Islanders	0	0	--	0	0	0	0	--	0	0	0	0	--	0	0
Charlotte Checkers	8	10	--	0	0	10	7	--	0	1	18	17	--	0	1
Chicago Wolves*	44	32	2	4	2	46	39	0	2	1	90	71	2	6	3
Cincinnati Cyclones (IHL)	15	6	--	0	1	10	5	--	0	2	25	11	--	0	3
Cincinnati Mighty Ducks	11	4	2	0	0	11	6	0	0	0	22	10	2	0	0
Cleveland Barons	12	4	--	0	0	9	6	--	0	1	21	10	--	0	1
Cleveland Lumberjacks (IHL)	10	6	--	0	2	7	8	--	0	2	17	14	--	0	4
Cleveland Monsters***	35	17	--	1	2	26	17	--	4	8	61	34	--	5	10
Colorado Eagles	0	0	--	0	0	0	0	--	0	0	0	0	--	0	0
Detroit Vipers (IHL)	9	9	--	0	2	11	6	--	0	2	20	15	--	0	4
Edmonton Road Runners	1	1	--	0	0	0	2	--	0	0	1	3	--	0	0
Fort Wayne Komets (IHL)	6	4	--	--	1	5	3	--	--	2	11	7	--	--	3
Hamilton Bulldogs	22	14	1	0	3	18	21	0	0	1	40	35	1	0	4
Hartford Wolf Pack	1	0	--	0	0	0	1	--	0	0	1	1	--	0	0
Henderson Silver Knights	0	0	--	0	0	0	0	--	0	0	0	0	--	0	0
Hershey Bears	4	1	--	0	0	4	1	--	0	0	8	2	--	0	0
Houston Aeros*	21	16	2	1	4	19	18	4	2	3	40	34	6	3	7
Indianapolis Ice (IHL)	5	4	--	--	3	8	1	--	--	2	13	5	--	--	5
Iowa Chops	1	0	--	0	0	1	0	--	0	0	2	0	--	0	0
Iowa Stars	4	0	--	1	1	3	2	--	0	1	7	2	--	1	2
Iowa Wild	17	6	--	3	2	18	9	--	1	0	35	15	--	4	2
Kansas City Blades (IHL)	5	5	--	0	1	6	5	--	0	2	11	10	--	0	3
Las Vegas Thunder (IHL)	1	2	--	--	0	2	1	--	--	0	3	3	--	--	0
Laval Rocket	0	0	--	0	0	0	0	--	0	0	0	0	--	0	0
Lehigh Valley Phantoms**	4	2	--	1	0	4	3	--	0	0	8	5	--	1	0
Long Beach Ice Dogs (IHL)	1	3	--	--	0	1	3	--	--	0	2	6	--	--	0
Manchester Monarchs	0	0	--	0	1	1	0	--	0	0	1	0	--	0	1
Manitoba Moose*	35	14	1	1	5	30	19	0	0	2	65	33	1	1	7
Michigan K-Wings (IHL)	14	3	--	--	2	14	5	--	--	2	28	8	--	--	4
Milwaukee Admirals*	54	33	2	2	3	48	35	5	5	5	102	68	7	7	8
Norfolk Admirals	2	1	0	0	0	2	0	1	0	0	4	1	1	0	0
Oklahoma City Barons	7	4	--	0	1	6	5	--	1	0	13	9	--	1	1
Omaha Ak-Sar-Ben Knights	2	2	--	--	0	3	1	--	--	0	5	3	--	--	0
Ontario Reign	0	1	--	0	0	0	1	--	0	0	0	2	--	0	0
Orlando Solar Bears (IHL)	10	10	--	1	2	4	15	--	1	3	14	25	--	2	5
Peoria Rivermen	8	14	--	4	1	13	12	--	1	1	21	26	--	5	2
Phoenix Roadrunners (IHL)	0	0	--	--	1	1	0	--	--	0	1	0	--	--	1
Providence Bruins	0	0	--	0	0	0	0	--	0	0	0	0	--	0	0
Quad City Flames	2	2	--	0	0	2	1	--	0	1	4	3	--	0	1
Quebec Rafales (IHL)	3	4	--	--	0	5	2	--	--	1	8	6	--	--	1
Rochester Americans	23	9	1	1	2	18	15	0	2	1	41	24	1	3	3
Rockford IceHogs	33	11	--	5	5	19	25	--	4	6	52	36	--	9	11
St. John's Maple Leafs	2	1	0	1	0	2	1	1	0	0	4	2	1	1	0
San Antonio Dragons (IHL)	2	1	--	--	0	1	1	--	--	0	3	2	--	--	0
San Antonio Rampage	27	14	1	3	1	26	18	0	2	1	53	32	1	5	2
San Diego Gulls	2	1	--	0	0	2	1	--	0	0	4	2	--	0	0
San Jose Barracuda	2	2	--	0	0	1	1	--	1	1	3	3	--	1	1
Springfield Thunderbirds	0	0	--	0	0	0	0	--	0	0	0	0	--	0	0
Stockton Heat	1	0	--	0	1	0	1	--	0	1	1	1	--	0	2
Syracuse Crunch	8	2	--	0	1	6	4	--	0	1	14	6	--	0	2
Texas Stars	18	6	--	1	3	14	12	--	2	1	32	18	--	3	4
Toronto Marlies	19	14	--	1	1	13	17	--	2	1	32	31	--	3	2
Toronto Roadrunners	0	1	1	0	--	2	0	0	--	--	2	1	1	0	--
Tucson Roadrunners	1	1	--	0	0	1	1	--	0	0	2	2	--	0	0
Utah Grizzlies*	15	9	1	0	1	9	15	1	1	0	24	24	2	1	1
Utica Comets	1	0	--	0	0	0	1	--	0	0	1	1	--	0	0
Wilkes-Barre/Scranton Penguins	3	1	--	0	1	2	2	--	0	1	5	3	--	0	2
Worcester Sharks	0	0	--	0	0	0	0	--	0	0	0	0	--	0	0
<b>TOTALS</b>	<b>537</b>	<b>313</b>	<b>15</b>	<b>32</b>	<b>59</b>	<b>473</b>	<b>382</b>	<b>12</b>	<b>32</b>	<b>58</b>	<b>1010</b>	<b>695</b>	<b>27</b>	<b>64</b>	<b>117</b>

## GRIFFINS ALL-TIME RECORDS VERSUS OPPONENTS

PLAYOFFS	HOME		ROAD		TOTALS	
	W	L	W	L	W	L
Abbotsford Heat	1	1	2	0	3	1
<b>Chicago Wolves*</b>	<b>7</b>	<b>7</b>	<b>7</b>	<b>8</b>	<b>14</b>	<b>15</b>
Cincinnati Cyclones (IHL)	2	2	2	2	4	4
Cleveland Lumberjacks (IHL)	3	2	5	0	8	2
<b>Cleveland Monsters***</b>	<b>1</b>	<b>2</b>	<b>1</b>	<b>2</b>	<b>2</b>	<b>4</b>
Hamilton Bulldogs	1	2	3	0	4	2
Houston Aeros	4	3	2	3	6	6
<b>Manitoba Moose</b>	<b>5</b>	<b>7</b>	<b>4</b>	<b>7</b>	<b>9</b>	<b>14</b>
<b>Milwaukee Admirals</b>	<b>3</b>	<b>2</b>	<b>3</b>	<b>2</b>	<b>6</b>	<b>4</b>
Oklahoma City Barons	2	2	2	1	4	3
Orlando Solar Bears (IHL)	1	4	3	3	4	7
Rockford IceHogs	2	0	2	1	4	1
San Jose Barracuda	3	0	1	1	4	1
Syracuse Crunch	4	2	4	2	8	4
Texas Stars	2	1	0	3	2	4
Toronto Marlies	6	2	5	3	11	5
Utica Comets	1	2	1	2	2	4
Wilkes-Barre/Scranton Penguins	2	0	1	1	3	1
<b>TOTALS</b>	<b>50</b>	<b>41</b>	<b>48</b>	<b>41</b>	<b>98</b>	<b>82</b>

**Current AHL teams in bold**

\*Includes IHL records (1996-01)

\*\*Includes records vs. Philadelphia Phantoms (2002-09)

\*\*\*Includes records vs. Lake Erie Monsters (2007-16)

## GRIFFINS MEDIA INFORMATION

**CREDENTIALS:** Members of the media must email requests for single-game credentials to the Griffins public relations office no later than 24 hours prior to game time. The names of individuals covering the game must be specified. Freelancers must provide proof of assignment. Credentials will be left at the media/service entrance on the southeast side of Van Andel Arena.

Media must submit proof of vaccination against COVID-19 in order to be credentialed and have access to the arena's event level, locker room area and press box. Non-vaccinated media will be issued a game ticket and will not have access to any non-public areas of the arena. Credentialed media must wear masks while on the event level or in the locker room area.

Credentials will not be issued to family members, non-working media, or anyone not associated with accredited media organizations. Requests for credentials received on game day will not be granted. Season credentials will be granted only to media who cover the Griffins on a regular basis.

**PARKING:** Limited reserved parking is available to media in the Louis-Campau parking ramp at 43 Monroe Ave. NW, a few blocks from the arena. To request parking, contact the public relations office by 5 p.m. ET the day before the game.

**MEDIA ENTRANCE:** The media will call table is located at the southeast media/service entrance of Van Andel Arena (off Ionia Street). Media, scouts and broadcasters must use this entrance on game nights and should be prepared to present photo identification if requested. Credentials are available from two hours prior to game time until puck drop. After that time, credentials may be picked up at the public will call windows in the main (Fulton St.) lobby of the arena.

**PRESS BOX:** The press box at Van Andel Arena is located on the fourth floor above the upper-level suites on the east side of the building. It can be accessed by taking the elevator at the media entrance to level 3, then turning left and walking up the flight of stairs. The press box can seat a maximum of 36 people for Griffins home games, and all seating is assigned. Please call ahead to reserve seating. Complimentary wireless Internet access is available and all notes and game information can be accessed digitally through [griffinshockey.com/media](http://griffinshockey.com/media).

**MEDIA MEAL:** Complimentary arena concession vouchers are available to all credentialed media and scouts. They may be obtained from the attendant at the media/service entrance from two hours prior to game time until puck drop. After that time, please see the Griffins PR staff in the press box.

**PHOTOGRAPHERS:** Photographers wishing to cover Griffins home games should follow the aforementioned procedure for media, submitting their emailed request no later than 24 hours prior to game time. Photographers may shoot only from areas designated by the public relations office, and on a space-available basis. Freelance photographers must provide proof of assignment. Fans and others without photo credentials may not use cameras that extend over 80 mm, detachable lenses over 80 mm, or flash.

**DRESSING ROOMS:** Due to COVID-19 policies, the Griffins; locker room, training room and weight room are currently off-limits to media at all times.

**INTERVIEWS:** Requests for all Griffins player and coach interviews, pre-game or otherwise, should be made to the Griffins public relations office. Requests for interviews such as live shots on a game night should be made no later than during the Griffins' morning skate (usually held at 10 a.m. ET at Van Andel Arena). Currently, all post-practice interviews are held in-person, while all post-game interviews are conducted via Zoom.

**PRACTICES:** Griffins practices are held at either Van Andel Arena or at Griff's IceHouse at Belknap Park (30 Coldbrook Road NE) and are open to media who have submitted proof of vaccination against COVID-19 and are masked. Consult the public relations office for exact dates and times.

### PUBLIC RELATIONS/BROADCASTING PERSONNEL:

	Office	Cell	E-Mail
Randy Cleves, Sr. Dir. PR/CR	(616) 774-4585 ext. 3046	(616) 550-3665	<a href="mailto:rcleves@griffinshockey.com">rcleves@griffinshockey.com</a>
Andrew Streitl, PR Manager	(616) 774-4585 ext. 3026	(269) 270-9644	<a href="mailto:astreitl@griffinshockey.com">astreitl@griffinshockey.com</a>
Bob Kaser, VP Broadcasting	(616) 774-4585 ext. 3027		<a href="mailto:bkaser@griffinshockey.com">bkaser@griffinshockey.com</a>

PUBLIC RELATIONS FAX: (616) 336-5464

PRESS BOX PHONE: (616) 742-6410



## GRIFFINS PRIMARY MEDIA DIRECTORY

### NEWSPAPERS

Grand Rapids Press (PM)/MLive.com – 169 Monroe NW, Suite 100, Grand Rapids, MI 49503; Main: (616) 459-1400; Sports Department: (616) 222-5400; Sports Reporter: Steve Kaminski; mlive.com/grand-rapids-muskegon

Holland Sentinel (AM) – 54 W. Eighth Street, Holland, MI 49423; Main: (800) 968-3497; Sports Editor: Dan D'Addona; Asst. Sports Editor: Will Kennedy; hollandsentinel.com

### TELEVISION STATIONS

WWMT Ch. 3 (CBS) – 590 W. Maple St., Kalamazoo, MI 49008; (269) 388-4717; Sports Director: Andy Pepper; wwmt.com

WOOD Ch. 8 (NBC) – 120 College Ave. SE, Grand Rapids, MI 49508; (616) 235-4317; Sports Director: Jack Doles; Reporters: Larry Figurski, Seth Wells; woodtv.com

WZZM Ch. 13 (ABC) – 645 Three Mile Rd., Grand Rapids, MI 49544; (616) 559-1432; Sports Director: Jamal Spencer; Reporter: Mike Lacett; wzzm13.com

WXMI Ch. 17 (FOX) – 3117 Plaza Dr. NE, Grand Rapids, MI 49525; (616) 447-5127; Sports Director: Jason Hutton; fox17online.com

### RADIO STATIONS

WOOD 106.9 FM & 1300 AM (flagship)/96.1 The Game – 77 Monroe Center NW, Suite 1000, Grand Rapids, MI 49503; (616) 459-1919; Contacts: Bret Bakita and Steve Kelly (WOOD), Bill Simonson (The Game); woodradio.com/961thegame.com

WJRW 106.1 FM/1340 AM – 60 Monroe Center NW, Grand Rapids, MI 49503; (616) 456-5461; thicketmi.com

## GRIFFINS ON THE AIR

### LARRY FIGURSKI - COLOR COMMENTATOR

One of Grand Rapids' most popular television personalities, multi Emmy Award-winning Larry Figurski settles in for his 22nd season providing radio color commentary and spot play-by-play duties for Griffins home games on WOOD 106.9 FM & 1300 AM.

The 2019-20 winner of the James H. Ellery Memorial Award for outstanding media coverage of the AHL, he and Griffins play-by-play broadcaster Bob Kaser received Michigan AP's award for Best Live Sports/Class II Radio in 2006, 2005 and 2002.

Figurski, a sports and news anchor for WOOD TV8 since 2000, became a household name in West Michigan during his time at WZZM-TV 13. He is a 10-time winner of the Michigan AP Best Sportscast award and a two-time recipient of the Michigan AP Best Sports Feature honor.

Prior to moving to Grand Rapids, the Detroit native and Central Michigan University grad also plied his trade in the Michigan television markets of Alpena, Cadillac/Traverse City, along with Springfield, Mo.

Larry and his wife, Lisa, have two daughters, Raychel and Samantha.



### LOU RABAUT - COLOR COMMENTATOR

A former partner and current counsel at Warner Norcross & Judd L.L.P., Lou Rabaut has spent a lifetime around the sport of hockey, including serving as a radio color commentator alongside Bob Kaser for Griffins home games since 2002. Over the past 33 years, Rabaut has served as a high school and youth hockey coach in Grand Rapids. The president of the Griffins Youth Foundation from its founding in 1995 until 2006, Rabaut remained active in coaching and other volunteer roles for the organization through 2020.

Rabaut, who graduated from the Detroit Institute of Technology and the University of Detroit/Mercy School of Law, has practiced law since 1982 and has been named in the Best Lawyers in America every year since 2005.

Lou and his wife Lynn, a former Grand Rapids city commissioner and the executive director of the Griffins Youth Foundation from 2006 to 2020, have two children and seven grandchildren.



## GRIFFINS YOUTH FOUNDATION

**OPPORTUNITIES...**

To have fun \* To be part of a team \* To grow \* To compete \* To make friends  
 \* To win with class \* To lose with grace \* To achieve \* To give back \* To score  
 a goal \* To learn \* To overcome challenges \* To be active \* To be a good sport

Established in 1995 by Dan and Pamella DeVos, the Griffins Youth Foundation promotes academic excellence, community involvement and healthy lifestyles among the youth of West Michigan, enhancing their lives through hockey and ice-related sports.

For more than two decades, we have eliminated the high financial and logistical barriers that prevent children from playing hockey. Our 500 children – many of whom are underprivileged, at-risk, underserved or have other special needs – also receive life lessons that help them succeed far from the ice.

All of our programs are FREE, with equipment and ice time provided by the foundation. We are proud to call Griff's IceHouse (30 Coldbrook NE, Grand Rapids) our home.

**GRIFFINS YOUTH FOUNDATION – BY THE NUMBERS**

\$0 – Participation cost per player/family

1 – Number of practices and games per team per week (Nov.-March)

6 – Members of the Grand Rapids Sled Wings who have gone on to play for either the U.S. National Developmental Sled Hockey Team or the U.S. Women's Sled Hockey Team



34 – Pints donated annually to the Michigan Blood Center through our drive

180 – Volunteers whose time and talents make our programs possible

500 – Players in our program, ranging from first graders to high school seniors

\$500 – Annual cost per player that we incur for equipment, ice time and staffing

1995 – Year the Griffins Youth Foundation was established (one year before the Grand Rapids Griffins started playing!)

\$5,000 – Value of each of two college scholarships we award annually to past program participants

\$8,300 – Amount raised by our players and donated to four charities – Gilda's Club, Helen DeVos Children's Hospital, Leukemia & Lymphoma Society, and Susan G. Komen – through our inaugural Cancer Cup tournament in 2016

35,000 – Annual visitors to downtown Grand Rapids' Rosa Parks Circle ice rink, whose free loaner skates we provide

**OUR PROGRAMS****Learn to Skate**

Introductory skating instruction for siblings (age 4-kindergarten) of current program participants

**Olympians**

Co-ed hockey instruction and games for children in grades 1-2

**World Juniors**

Co-ed hockey instruction and games for children in grades 3-4

**Adams Division**

Co-ed hockey instruction and games for children in grades 5-6

**Campbell Division**

Co-ed hockey instruction and games for children in grades 7-8

**Norris and Patrick Divisions**

Co-ed hockey instruction and games for students in grades 9-12

**Girls Hockey**

Hockey instruction and games for girls in grades 6-12, featuring an all-female coaching staff

**Sled Hockey**

Co-ed hockey instruction and games for children and teens (age 7-18) who have physical disabilities.

Sled hockey rules are virtually identical to traditional hockey, except participants are on bladed sleds.

The Grand Rapids Sled Wings junior team is sponsored by the foundation in partnership with Mary Free Bed Rehabilitation Hospital. It became the first junior-level sled hockey team in Michigan upon its founding in 2001 and has gained a national reputation by winning prestigious tournaments and developing high-caliber players for various U.S. national teams. The Sled Wings captured their first Division A National Championship in 2015.



**SO MUCH MORE THAN HOCKEY!**

**Academic Excellence**

- Education/community room
- "Read to Lead" program
- Tutoring
- College visits and financial planning for parents
- Career fair
- College scholarships

**Community Involvement**

- Charitable fundraising
- Blood drives
- Special Olympics ice time
- Donation of skates to Rosa Parks Circle ice rink

**Healthy Lifestyles**

- Nutrition education
- Concussion awareness
- Strength and conditioning



**OUR PARTNERS**



**BOYS & GIRLS CLUBS OF AMERICA**



**FERRIS STATE UNIVERSITY**




**Special Olympics**



**DAVENPORT UNIVERSITY**

## OUR EVENTS

GRIFFINS  
YOUTH  
FOUNDATION  
GOLF  
CLASSICGRIFFINS/  
SLED WINGS  
SLED  
HOCKEY  
GAMEGREAT  
SKATE  
WINTERFESTTIP-A-  
GRIFFIN

## JOIN OUR TEAM!

**Play** – Submit an application for your child. They are never too old to start playing hockey!

**Donate** – Make a tax-deductible donation, or donate usable hockey equipment or books for our kids.

**Volunteer** – Assist us at the rink on weekday practice nights or Saturday game days, serve as an academic tutor, or help sell 50/50 raffle tickets during Griffins games at Van Andel Arena.

**Sponsor** – Many of the best companies and organizations in West Michigan support the Griffins Youth Foundation, our programs and events. Sponsorship opportunities start as low as \$500!

## OUR PEOPLE

## Board of Directors

**Pam DeVos, Chair/Co-Founder** / President and Designer - PAMELLA ROLAND

**Bob Kaser, President** / VP of Community Relations and Broadcasting - Grand Rapids Griffins

**Randy Cleves** / Senior Director of Public and Community Relations - Grand Rapids Griffins

**Terri DeBoer** / Meteorologist - WOOD TV8

**Jim Gaudette** / Principal – Sonrai LLC

**Scott Jacobs** / Blu House Properties

**Mike Knuble** / Assistant Coach – Grand Rapids Griffins / 16-Year NHL Veteran

**Jason Madden** / Executive Vice President, Foundation Director – Hope Network

**Kevin Muntter** / West Michigan Assurance Office Managing Partner – BDO

**David Phelps** / Dean of Humanities / Director of Program Development – Harmel Academy of the Trades

## Executive Director

**Kirk Morgan** / Former attorney - Smith Haughey Rice & Roegge

*Grand Rapids Griffins Youth Foundation*

*130 W. Fulton, Suite 111, Grand Rapids, MI 49503*

*griffinskids.org / (616) 970-5437 / director@griffinskids.org*



The Grand Rapids Griffins Youth Foundation is a 501(c)3 non-profit organization (EIN 38-3238277).

## VAN ANDEL ARENA

Located in the heart of Michigan's fastest growing city, Van Andel Arena earned recognition from Billboard in 2019 as the No. 1 Mid-Size Venue in North America, and it's the centerpiece facility of a Grand Rapids market that ranks as the Top Minor League Market in the United States according to Sports Business Journal.



Completed in 1996, the \$75-million facility seats 10,834 spectators for hockey and has a maximum event capacity of more than 12,000, including 44 private suites. Van Andel Arena has hosted some of the biggest names in entertainment, including Garth Brooks, Lady Gaga, Katy Perry, Elton John, Kenny Chesney, Keith Urban, Paul McCartney and Kid Rock.

Fall 2019 saw the unveiling of a \$2.3 million renovation of the Griffins and visiting team locker rooms, the Griffins' weight room, performer dressing rooms and The Zone team store, along with the addition of a new private hospitality area. Other improvements in recent years have included a state-of-the-art LED lighting system, a public wi-fi service, an HD video board on the south end of the lower bowl, an LED ribbon

that encircles the arena on the façade of the upper bowl, as well as the Amway "Section A" expansion of the arena's northwest concourse.

The Zone is located on the building's west side and carries an extensive selection of official team souvenirs and merchandise. It also serves as the primary ticket outlet for the Griffins.

Van Andel Arena is connected via skywalk to the Amway Grand Plaza Hotel, the JW Marriott, the Courtyard by Marriott Hotel and other downtown Grand Rapids buildings. It also houses the Griffins' administrative and staff offices on its east side. In addition to serving as the Griffins' home, Van Andel Arena has demonstrated its versatility and excellence by hosting a variety of other sporting events, including:

- 2017 and 2013 AHL Calder Cup Finals
- 2017 Michigan State University vs. University of Georgia men's basketball exhibition game
- 2016 and 2014 WCHA Final Five Tournament
- 2011, 2003, 2002 and 2000 Detroit Red Wings Red & White Games
- 2004 Pepsi AHL All-Star Classic
- 2001 Ottawa Senators vs. Florida Panthers preseason game
- ArenaBowl XV in 2001
- 2000 IHL Turner Cup Finals
- 1999 Atlanta Thrashers vs. St. Louis Blues preseason game
- NBA exhibition games
- NCAA Hockey Regional Finals
- Big 10 Women's Basketball Tournament
- Title fights featuring Floyd Mayweather Jr.

### GRIFFINS YEAR-BY-YEAR HOME ATTENDANCE

Season	Regular Season			Playoffs		
	Games	Total	Avg.	Games	Total	Avg.
1996-97	41	443,284	10,811	2	20,971	10,485
1997-98	41	438,924	10,705	1	8,751	8,751
1998-99	41	410,498	10,012	DNQ	--	--
1999-00	41	361,592	8,819	9	64,744	7,194
2000-01	41	328,919	8,022	5	30,105	6,021
2001-02	40	281,867	7,046	3	14,606	4,868
2002-03	40	288,628	7,215	8	34,868	4,358
2003-04	40	269,094	6,727	2	8,786	4,393
2004-05	40	266,399	6,659	DNQ	--	--
2005-06	40	261,907	6,548	8	28,519	3,565
2006-07	40	274,657	6,866	3	9,505	3,168
2007-08	40	275,905	6,898	DNQ	--	--
2008-09	40	297,905	7,448	5	17,128	3,426
2009-10	40	280,627	7,016	DNQ	--	--
2010-11	40	289,646	7,241	DNQ	--	--
2011-12	38	275,632	7,253	DNQ	--	--
2012-13	38	291,892	7,681	13	72,360	5,566
2013-14	38	*312,355	*8,220	5	32,273	6,455
2014-15	38	307,110	8,082	8	50,939	6,367
2015-16	38	324,629	8,543	4	26,700	6,675
2016-17	38	313,312	8,245	10	83,017	8,302
2017-18	38	302,471	7,960	3	21,820	7,273
2018-19	38	311,813	8,206	2	15,400	7,700
2019-20	+31	+231,431	+7,466	+	+	+
2020-21	@16	@9,887	@618	@	@	@
<b>TOTALS (incl. 2020-21)</b>	<b>956</b>	<b>7,450,384</b>	<b>7,793</b>	<b>91</b>	<b>540,492</b>	<b>5,939</b>
<b>TOTALS (excl. 2020-21)</b>	<b>940</b>	<b>7,440,497</b>	<b>7,915</b>	<b>91</b>	<b>540,492</b>	<b>5,939</b>

\*Includes 20,337 for Dec. 30 outdoor game at Comerica Park in Detroit. The average for the 37 home games at Van Andel Arena was 7,892.

+The final seven home games plus playoffs were canceled due to the COVID-19 pandemic.

@A shortened season with reduced capacity (max. 750) and no playoffs was held in the midst of the COVID-19 pandemic.