

2022 CONNECTICUT MEDIA GUIDE





2022 CT SUN SCHEDULE

— 20TH ANNIVERSARY SEASON —

DAY	DATE	OPPONENT	TIME
SAT.	5/7/22	@ NEW YORK	6PM
SAT.	5/14/22	VS LOS ANGELES	7PM
TUE.	5/17/22	@ NEW YORK	7PM
FRI.	5/20/22	VS INDIANA	7PM
SUN.	5/22/22	@ INDIANA	3PM
TUE.	5/24/22	VS DALLAS	7PM
THU.	5/26/22	VS DALLAS	7PM
SAT.	5/28/22	VS WASHINGTON	7PM
TUE.	5/31/22	@ LAS VEGAS	7PM
THU.	6/2/22	@ LAS VEGAS	7PM
FRI.	6/3/22	@ PHOENIX	7PM
SUN.	6/5/22	@ SEATTLE	3PM
WED.	6/8/22	VS INDIANA	7PM
FRI.	6/10/22	VS CHICAGO	7PM
WED.	6/15/22	VS ATLANTA	7PM
FRI.	6/17/22	VS SEATTLE	7PM
SUN.	6/19/22	@ WASHINGTON	3PM
WED.	6/22/22	VS NEW YORK	7PM
SUN.	6/26/22	@ ATLANTA	3PM
WED.	6/29/22	@ CHICAGO	11AM
SUN.	7/3/22	VS WASHINGTON	1PM
TUE.	7/5/22	@ DALLAS	7PM
WED.	7/13/22	@ INDIANA	12PM
FRI.	7/15/22	@ ATLANTA	7:30PM
SUN.	7/17/22	VS LAS VEGAS	1PM
TUE.	7/19/22	VS NEW YORK	11:30AM
FRI.	7/22/22	@ MINNESOTA	7PM
SUN.	7/24/22	@ MINNESOTA	6PM
THU.	7/28/22	VS SEATTLE	7PM
SUN.	7/31/22	VS CHICAGO	1PM
TUE.	8/2/22	VS PHOENIX	7PM
THU.	8/4/22	VS PHOENIX	7PM
SUN.	8/7/22	@ CHICAGO	12PM
TUE.	8/9/22	@ LOS ANGELES	7:30PM
THU.	8/11/22	@ LOS ANGELES	7:30PM
SUN.	8/14/22	VS MINNESOTA	1PM

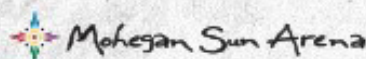


2021 WNBA MVP | JONQUEL JONES



JASMINE THOMAS

ALL TIMES ARE LOCAL



CALL 877.SUN.TIXX FOR MORE INFORMATION





CONNECTICUT SUN 2022 ROSTER

NO.	NAME	POS	HT	WT	PRON	DOB	EXP	FROM
2	Natisha Hiedeman	G	5-8	130	She/They	February 10, 1997	3	Marquette
5	Jasmine Thomas	G	5-9	143	She/Her	September 30, 1989	11	Duke
8	Joyner Holmes	F	6-3	210	She/Her	February 22, 1998	2	Texas-Austin
10	Courtney Williams	G	5-8	139	She/Her	May 11, 1994	6	South Florida
11	Nia Clouden	G	5-9	139	She/Her	May 17, 2000	R	Michigan State
21	Dijonai Carrington	G-F	5-11	175	She/Her	January 8, 1998	1	Baylor
24	DeWanna Bonner	F-G	6-4	143	She/Her	August 21, 1987	12	Auburn
25	Alyssa Thomas	F	6-2	185	She/Her	April 12, 1992	8	Maryland
31	Yvonne Anderson	G	5-7	148	She/Her	March 8, 1990	R	Texas-Austin
35	Jonquel Jones	F	6-6	215	She/Her	January 5, 1994	5	George Washington
42	Brionna Jones	F	6-3	230	She/Her	December 18, 1995	5	Maryland

Head Coach-Curt Miller (He/Him)

Assistant Coach-Brandi Poole (She/Her)

Assistant Coach-Chris Koclanes (He/Him)

Player Development Coach-Awvee Storey (He/Him)

Athletic Trainer-Nicole Alexander (She/Her)

Strength & Conditioning Coach-Analisse Rios (She/Her)

Operations Manager-Peter Feeney (He/Him)

Pronunciation Guide:

Natisha Hiedeman- Nuh-tee-sha Hi-duh-min

DiJonai Carrington- Dee-juh-nay

DeWanna Bonner- Duh-wan-nuh

Yvonne Anderson- Eee-von

Jonquel Jones- Jon-quell





MEDIA RELATIONS STAFF

ALEXANDRA MAUND | MANAGER OF COMMUNICATIONS

CELL: (860) 705-9649 | Email: amaund@connecticutsun.com

CAROLINE O'KEEFE | PUBLIC RELATIONS SPECIALIST

CELL: (860) 823-7561 | Email: cokeefe@connecticutsun.com

DIRECTIONS TO MOHEGAN SUN ARENA FROM NEW YORK

From I-95 North to Exit 76/I-395 North. Take Exit 9 (Route 2A) East and follow to Mohegan Sun Boulevard.

FROM BOSTON

Take I-90 (Mass. Pike) West to I-395 South. Take Exit 9 (Route 2A) East and follow to Mohegan Sun Boulevard.

FROM HARTFORD

Take I-84 East to Route 2 East to I-395 South. Take Exit 9 (Route 2A) East and follow to Mohegan Sun Boulevard.

FROM PROVIDENCE

From I-95 South to Exit 84N (Route 32 North). Take Route 32 North to I-395 North. Take Exit 9 (Route 2A) East and follow to Mohegan Sun Boulevard.

PRACTICE INFORMATION

The last 30 minutes of each practice will be open to the media, unless otherwise posted by the Sun Media Relations Department. Media planning to attend a practice should always RSVP by email at least 24 hours before attending.

All interviews will be conducted after practice sessions. The only exceptions will be after prior clearance has been received from the Sun Media Relations Department. There will be zoom media availability offered twice a week, depending on the team's schedule. Zoom details will be provided on that week's media advisories.

WNBA MEDIA ACCESS POLICIES

Shootarounds: Shootarounds will be open to media for the last 15 minutes. All players and coaches will be available for a 15-minute in-person interview session immediately following the conclusion of shoot-around. There will be no zoom availability at shoot-around.

Pregame: All players will be available in-person on the court during the 90-60 minute window on the game clock. Head coaches will be available for zoom and in-person media for 15 minutes outside the 90-60 minute window, either before or after.

Postgame: 10 minutes following the game, the first head coach will be made available and will then be followed by the opposing head coach in separate press conference rooms. Two players from each team will then follow their head coaches and be made available simultaneously in two separate rooms. All interviews in the press conference room will be a combination of in-person and zoom. Locker room access is allowed postgame for a maximum of 30 minutes. Players who are available in the press conference room will not be required to be available in the locker room. Masks are mandated for media in the locker room.

Visit our website for more information:

www.sun.wnba.com/mediarelations/





CREDENTIALS

REGULAR SEASON GAMES-PLAYOFFS

Media credentials are issued to working media only. For the first two rounds of the playoffs credentials will be issued by Sun media relations staff and the WNBA communications office will take care of WNBA Finals credentials. Media will-call is located at Window #1 at the Mohegan Sun Arena Box Office. Media will-call opens two hours prior to game time.

All credentials are non-transferable and any unauthorized use will subject the bearer to ejection from Mohegan Sun Arena and confiscation of the pass. NOTE: All personal items are subject to search upon entering Mohegan Sun Arena.

INDIVIDUAL GAME CREDENTIALS SHOULD BE REQUESTED THROUGH THE SUN MEDIA RELATIONS DEPARTMENT A MINIMUM OF 24 HOURS PRIOR TO GAME TIME OR BY 3:00 P.M. FRIDAY FOR ALL SATURDAY, SUNDAY AND MONDAY CONTESTS.

Single game credentials will be issued on a space available basis. Members of the media that have a WNBA pass, please check in at the will-call window to pick up a single game credential. WNBA-issued passes will not be accepted at security checkpoints. Credentials are good for admittance to the arena, press working area, media seating and both locker rooms. Media access to the locker rooms will follow the guidelines stated above.

ABSOLUTELY NO AUTOGRAPHS DURING THE MEDIA ACCESS PERIOD.

Interviews that need advance preparation or special accommodation should be arranged by contacting the Sun's Media Relations Department. This includes all live television interviews for pre- and post-game. Photo credentials will be issued in the same manner as other passes. Newspapers and magazines on assignment may obtain passes by having the photo editor request a single game credential. No freelance photographer credentials are issued without an assignment sheet from an accredited publication.

PLEASE CONTACT THE SUN MEDIA RELATIONS DEPARTMENT TO VERIFY PRACTICE TIMES, AS SESSIONS ARE ALWAYS SUBJECT TO CHANGE!





BRENDAN GLASHEEN

Play-By-Play Announcer

Brendan Glasheen will return for his second season with the Connecticut Sun and will provide play-by-play commentary for all home games. The Syracuse graduate has worked as a play-by-play announcer on several platforms, including ESPN+, NBC Sports Boston, Bleacher Report Live and ACC Network Extra; and most recently, he has worked as the play-by-play announcer for the Maine Celtics. Glasheen is also an on-air personality at 98.5 The Sports Hub in Boston and hosts in-studio programming at DraftKings.



ISIS YOUNG

Color Analyst

Isis Young begins her first season as a color commentator with the Sun. A professional basketball player currently playing for Niki Lefkadas in Greece, Young received her master's in Broadcast and Digital Journalism with a Sports Emphasis from the Syracuse University Newhouse School and a master's in Media Management from Fordham University. Young worked as a reporter, analyst and sideline reporter for the ACC Network, serving as the host and producer of her own show called the Ice Box, where she reported on various teams for Syracuse athletics. Additionally, Young hosted a show out of the Newhouse School on the Orange Television Network. She was an on-screen producer for the Women's Sports Update, a show that highlighted women's sports at Syracuse.



TERRIKA FOSTER-BRASBY

Sideline Reporter

Terrika Foster-Brasby is a multimedia journalist, on-air host and producer. She joins the Connecticut Sun as a sideline reporter after serving as a guest personality during various home games for the Sun during the 2021 season. A proud HBCU alumna from Saint Augustine's University, Foster-Brasby has been featured on several platforms, including the Undeclared, ESPNW, SLAM Magazine, MSNBC, NBC Sports, FOX Sports and the New York Times; has done sports coverage for the NCAA, the WNBA, the NFL and the NBA; and is most known as co-host of ESPN's Around the Rim women's basketball podcast.





CONNECTICUT SUN

MOHEGAN SUN ARENA | 1 MOHEGAN SUN BLVD | UNCASVILLE, CT 06382 | 860•862•4000

TEAM STAFF

GENERAL MANAGER AND HEAD COACH.....	CURT MILLER
ASSISTANT COACH.....	BRANDI POOLE
ASSISTANT COACH.....	CHRIS KOCLANES
DIRECTOR OF PLAYER DEVELOPMENT.....	AWVEE STOREY
ATHLETIC TRAINER.....	NICOLE ALEXANDER
BASKETBALL OPERATIONS MANAGER.....	PETER FEENEY
ASST. BASKETBALL OPERATIONS MANAGER.....	NOLA HENRY
STRENGTH AND CONDITIONING COACH.....	ANALISSE RIOS

FRONT OFFICE STAFF

TEAM PRESIDENT.....	JEN RIZZOTTI
VICE PRESIDENT, BUSINESS OPERATIONS.....	AMY SCHEER
ADMINISTRATIVE ASSISTANT.....	ADRIAN TARBOX
DIRECTOR OF MARKETING.....	KRISTA MAY
DIRECTOR OF CORPORATE COMMUNITY PARTNERSHIPS.....	PAUL RECTOR
DIRECTOR OF FRANCHISE DEVELOPMENT.....	MORGAN TUCK
MANAGER OF COMMUNITY RELATIONS.....	ANNETTE HOGAN
MANAGER OF COMMUNICATIONS.....	ALEXANDRA MAUND
PUBLIC RELATIONS SPECIALIST.....	CAROLINE O'KEEFE
DIRECTOR OF CONTENT.....	GRANT LIVINGSTON
MANAGER OF CONTENT AND STRATEGY.....	KAYLA PACE
VIDEO COORDINATOR.....	BEN WATTS
VIDEO EDITOR.....	JEREMY LONG
GRAPHIC DESIGNER.....	HAKIEL HEMANS
MANAGER OF MARKETING OPERATIONS AND EVENT PRESENTATION.....	GENEVIE MENDOZA

ACCOUNT EXECUTIVES

DIRECTOR OF TICKET SALES AND SERVICE.....	DAN TAMBURRO
SENIOR ACCOUNT EXECUTIVE.....	MATT PAGE
SENIOR ACCOUNT EXECUTIVE.....	CASEY WEGRZYN
ACCOUNT EXECUTIVE.....	GARET GRIFFIN
ACCOUNT EXECUTIVE.....	ANTHONY SANDERS
ACCOUNT EXECUTIVE.....	LINDSEY KAPLAN
ACCOUNT EXECUTIVE.....	MIKE CELENTANO
SPORTS BUSINESS INTELLIGENCE COORDINATOR.....	TOM LINEHAN





JENNIFER RIZZOTTI

TEAM PRESIDENT, CONNECTICUT SUN

Rizzotti enters her second season as the Team President for the Connecticut Sun. She is responsible for the overall basketball and business operations for the Mohegan Tribe-owned WNBA franchise that plays its home games in Mohegan Sun Arena. Jennifer Rizzotti had a storied career for the UConn Huskies from 1992 – 1996, where she helped lead UConn's 1995 team to a 35-0 season that ended in a Division 1 NCAA Women's Basketball Championship. A former All-American and the NCAA Regional Most Outstanding Player after her junior and senior seasons, in 1996 Rizzotti virtually swept the postseason awards as Big East Player of the Year, Big East Scholar-Athlete

of the Year, the Associated Press Player of the Year, the Honda-Broderick Cup for Collegiate Woman Athlete of the Year, the Frances Pomeroy Naismith Award recipient, and the Wade Trophy winner.

After playing eight seasons of professional basketball following college, which included two championship seasons with the Houston Comets (1999 & 2000), Rizzotti embarked on a coaching career that led her to the University of Hartford (UHart) where she spent 17 seasons. During her tenure with UHart, Rizzotti became America East Conference "Coach of the Year" in 2006, 2007 and 2010 and took the Hawks to five NCAA tournaments. Rizzotti has also been an integral part of USA Women's Basketball. In 2011, she was named USA Basketball "Coach of the Year and most recently served as an Assistant Coach for the gold medal winning 2021 Women's USA Olympic Team in Tokyo, Japan. Rizzotti also served as the head coach of the George Washington Women's basketball team for five years, beginning with with a 20-10 season in 2016-17 and a share of the A-10 regular season title. A trip to the NCAA Tournament would come in 2018 as well, after coaching George Washington to an A-10 Tournament title. Rizzotti was inducted into the Women's Basketball Hall of Fame in 2013, joining fellow UConn legends, Coach Geno Auriemma (2006 inductee) and Rebecca Lobo (a 2010 inductee).



AMY SCHEER

VICE PRESIDENT OF BUSINESS OPERATIONS

As Vice President of Business Operations, Scheer is responsible for the day-to-day operations of the Sun which include marketing, advertising, content, communications, tickets sales, event presentation and fan development. After being hired as a consultant for the Sun in March of 2021, Scheer joined the team full-time last June and brings more than 30 years of experience in the sports

industry. The four-time Davey Award Winner and two-time Telly Award winner spent 10 years with the New York Liberty at Madison Square Garden as their Vice President of Marketing and Communications, where she led the efforts to produce professional basketball's first ever outdoor game held at the USTA National Tennis Center. She also facilitated the Liberty's groundbreaking six-game run at historic Radio City Music Hall which was featured in Sports Illustrated. In 2015, Scheer helped launch New York City FC as a part of MLS's continued expansion as the team kicked off their franchise-opening game in a sold out Yankee Stadium and played to record attendance numbers all season. Additional experience includes: Chief Commercial Officer of the New York Red Bulls, Vice President of Broadcasting for the New Jersey Nets, and consulting gigs for the Westchester Knicks, the Connecticut Whale of NWHL and MLR's flagship team, Rugby United New York. The University of Massachusetts graduate manages the Sun front office for a second season in 2022.





CURT MILLER

HEAD COACH | GENERAL MANAGER

RECORD: 115-75 **EXPERIENCE:** 6 YEARS **SCHOOL:** BALDWIN WALLACE

Miller enters his seventh season at the head of the Sun in 2022 having accumulated a regular season career record of 115-75 and a postseason mark of 10-11. Following the close of the season, Miller was named the 2021 WNBA Coach of the Year, receiving 41 votes from a national panel of 49 sportswriters and broadcasters. Miller is just the sixth coach in the 25-year history of the league to win the award multiple times (2). He was also the first dual Head Coach and General Manager of a WNBA team to win the WNBA Executive of the Year Award in 2017. In his sixth season as a WNBA head coach, Miller guided the Sun to the league's best record (26-6) and the No. 1 seed in the WNBA Playoffs 2021, where the team fell just short against the Sky in the semifinals.

Miller, who has guided Connecticut to the playoffs for the past five seasons, ranks 15th all-time among WNBA head coaches in regular season wins. He has tallied 10 total playoff wins over the past five seasons at the helm of the Connecticut Sun, ranking him second in franchise history under Mike Thibault (20). Under Miller, who spent just one season (2015) as a WNBA assistant with the Los Angeles Sparks prior to becoming Connecticut's head coach, the Sun have enjoyed significant playoff success, reaching the WNBA Finals in 2019 and the WNBA Semifinals in 2020 and 2021.

The 2021 season was a historic one for Miller's Sun, as they finished first atop of the WNBA standings in the regular season. To end the regular season, the Sun went on a 14-game win streak, the longest win streak in league history. During his sixth season at the helm of the Sun, Miller surpassed 100 WNBA career wins, the seventh fastest to reach that mark in league history. He also surpassed 400 total career wins during the 2021 season, including his 290 wins at the collegiate level. Miller led his players on the 2021 squad to numerous individual awards, including the 2021 WNBA Most Valuable Player, Jonquel Jones, the 2021 Most Improved Player, Brianna Jones, three WNBA All-Stars (J. Jones, B. Jones and Dewanna Bonner), and four WNBA All-Defensive Team members (J. Jones, B. Jones, Jasmine Thomas and Briann January). The four WNBA All-Defensive Team selections for the Sun sets a league record for the most players from a single team to receive the honor in a season.

In the 2020 season, Sun finished with a 10-12 regular-season mark and a 4-3 playoff record after becoming the first team in WNBA history to advance to the Semifinals despite starting a season with five consecutive losses and playing the entire year without star forward, Jonquel Jones, who opted out of the season. During that postseason, the 7th-seeded Sun defeated the No. 6 Chicago Sky and No. 3 Los Angeles Sparks in single elimination contests to reach the Semifinals against the No. 1-seed Las Vegas Aces. The Sun took that best-of-five-game series vs. Las Vegas to a fifth and deciding game.

Miller's 2019 Sun went 23-11 in the regular season, making him the first coach in Sun history to guide the team to three straight 20-win campaigns. The Sun also posted a franchise-best 15 home wins in the regular season that year before sweeping Los Angeles (3-0) in the WNBA Semifinals. Connecticut advanced to the Finals, where they would fall to the Washington Mystics in a thrilling five-game series (2-3). Miller has repeatedly demonstrated an ability to guide his Sun teams through adversity, including a 2017 season played without All-Star Chiney Ogwumike (Achilles injury), a 10-game stretch in 2018 without All-Star Alyssa Thomas (shoulder), and a 2020 campaign that began with five straight losses. All three of those teams went on to garner a playoff berth.

Upon taking over the reins of the Sun prior to the 2016 season after the team had fallen short of the playoffs in three straight campaigns, Miller's first three teams combined to win 56 regular season games. That win total was more than all but Minnesota (73), Los Angeles (71) and Seattle (57) in that span. And while his 2017





CURT MILLER

HEAD COACH | GENERAL MANAGER

RECORD: 115-75 EXPERIENCE: 6 YEARS SCHOOL: BALDWIN WALLACE

and 2018 squads posted identical 21-13 marks, the 2019 team logged 23 wins, the fourth-highest total in the franchise's history.

Prior to joining the WNBA ranks, Miller excelled as a head coach on the college level, where he served as the head women's basketball coach at Indiana University and Bowling Green State University. Over a combined 13 seasons at those schools, he was a five-time WBCA Regional Coach of the Year and a five-time finalist for National Coach of the Year. Miller's collegiate head coaching resume includes a 290-124 overall record, 10 seasons with 21 or more wins, and four with at least 28 wins. He led his teams to eight regular season conference championships and five conference tournament titles.

At Bowling Green, Miller set the record for most victories in a career (258) and a season (31 in 2006-07) while earning a Mid-American Conference record six Coach of the Year awards. BGSU won eight regular season MAC titles and five MAC Tournament championships under Miller, who guided the Falcons to five NCAA tournaments and three WNIT berths. His 2007 team was the first in MAC history to reach the NCAA Sweet 16.

In 2012, Miller moved to Indiana and turned around that program after inheriting a 6-24 team. He led IU to 11 wins in his first season. In 2014, the Hoosiers set a program record with 14 straight victories and tied for the program's highest win total (21).

Miller spent a total of 24 years at the Division I collegiate level. Prior to serving as head coach Bowling Green and Indiana for 13 seasons, Miller was the associate head women's basketball coach at Colorado State. He also served as an assistant coach at Colorado State, Syracuse, Cleveland State and Kent State.

With Miller as a head coach, his players enjoyed success on and off the court, achieving a 100 percent graduation rate among players who exhausted their eligibility. Every player who completed four seasons in Miller's programs graduated, won a conference title and played in the NCAA Tournament.

Miller graduated from Baldwin-Wallace College in 1990 with a Bachelor of Arts in Physical Education and Business Administration.

SEASON	TEAM	GAMES	RECORD	PCT.	POSTSEASON	RECORD	PCT.
2016	Connecticut	34	14-20	.412	Did Not Advance	-	-
2017	Connecticut	34	21-13	.618	WNBA Quarter-finals	0-1	.000
2018	Connecticut	34	21-13	.618	WNBA Quarter-finals	0-1	.000
2019	Connecticut	34	23-11	.676	WNBA Finals	5-3	.625
2020	Connecticut	22	10-12	.455	WNBA Semifinals	4-3	.571
2021	Connecticut	32	26-6	.813	WNBA Semifinals	1-3	.250
Total		190	115-75	.605		10-11	.476





BRANDI POOLE

ASSISTANT COACH

EXPERIENCE: 4 YEARS

SCHOOL: UNIV. OF THE SOUTH

Brandi Poole begins her fifth season with the Connecticut Sun after serving four seasons as an assistant coach/recruiting coordinator at Texas Tech.

Poole has been reunited with Connecticut Sun General Manager and Head Coach Curt Miller. Poole was an assistant coach for Miller at Indiana from 2012-14 and Bowling Green from 2001-12.

At BGSU, Poole helped Miller win eight straight MAC regular-season titles and five MAC Tournament Championships, reach five NCAA tournaments, and become the only team in conference history to advance to the Sweet 16. BGSU set a conference record for wins in a season (31), had nine straight seasons with at least 21 wins, including four seasons with 28 or more wins, and had a winning percentage of .737 (258-92).

Poole joined Miller at Indiana beginning in 2012, and the Hoosiers tied a school record with 21 wins during the 2013-14 season. Indiana had a program-record three postseason wins in the 2014 WNIT tournament.

Poole started her career as the Director of Operations for the WNBA's Portland Fire in 2000, and was an assistant coach at West Virginia from 2000-01. She was also an assistant for one season at West Virginia Wesleyan College.

Poole played college basketball at the University of the South in Sewanee, Tenn. She was a three-time all-conference honoree and a three-year co-captain during her career. She still ranks among the school's top 10 in career points and rebounds.

Poole graduated from the University of the South with a degree in mathematics. She earned a master's degree in business administration from West Virginia Wesleyan in 2000.





CHRIS KOCLANES

ASSISTANT COACH

EXPERIENCE: 5 YEARS

SCHOOL: OLD DOMINION

Koclanes returns to the Sun staff for his seventh season with the team. During the 2019 campaign, he served as an assistant coach alongside Poole. Prior to being named assistant coach, he served as the team's video and operations coordinator. Koclanes will continue to lead scouting efforts and work with members of the backcourt.

Koclanes spent the previous four seasons as the video coordinator with the women's basketball program at USC.

Prior to USC, Koclanes completed his master's degree while serving as the video coordinator at St. Joseph's for two seasons. Before St. Joseph's, Koclanes was a volunteer assistant coach at Dartmouth, serving as an integral role in helping the staff with recruiting. He spent the 2012-13 season as director of basketball operations at William and Mary, where he was responsible for travel coordination, managing opponent film exchange, organizing and maintaining recruiting databases, coordinating community service events, and overseeing team managers.

A 2010 graduate of Old Dominion, Koclanes served as a scout team player and a manager with the Monarchs from 2008-10. Koclanes also was active on the club tennis team, reaching the 2010 Club Tennis National Tournament.

After graduating with a degree in finance, Koclanes spent two years as a financial advisor in New York City. He also served as a volunteer coach at the New Rochelle Boys and Girls Club in 2010, and as head coach of the Hooperstown Huskies AAU team in 2011.

A native of Pelham, N.Y., Koclanes has a master's degree in organization development and leadership from St. Joseph's.





AWVVEE STOREY

DIRECTOR OF PLAYER DEVELOPMENT

EXPERIENCE: 3 YEARS

SCHOOL: ARIZONA STATE UNIVERSITY

Storey joined the Sun in 2019 as a player development coach. He was hired as the team's full-time Director of Basketball Player Development ahead of the 2021 season.

In his newly expanded role, he focuses on building out robust resources for players, both on and off the court. This effort has included developing a relationship with Yale-New Haven Health providers and faculty to create programming that focuses on mental health and well-being, nutrition, mindfulness, happiness, along with physical health. He collaborated with players and colleagues to develop the "Change Can't Wait" program focused on empowering communities of color. Storey also brought his personal commitment to the practice of yoga to the players by incorporating it in routine workouts. He recently completed the 2021-22 season with the G League Maine Celtics as a Assistant Coach.

Before joining the Sun, Storey began his WNBA career with the Washington Mystics, where he served as a player development coach and video coordinator for five seasons. He later worked as an assistant coach for the Chicago Sky in 2017 and for the Capital City Go-Go in the G League the year after.

Originally from Chicago, Storey played in the PAC 12 at Arizona State University, where he earned a Bachelors in Interdisciplinary Studies degree in Sociology and Communications in 2001.

Storey played basketball professionally from 2001-2010. In the NBA, he played with the New Jersey Nets, Washington Wizards and Milwaukee Bucks. Internationally, he played for teams in France, Venezuela, Puerto Rico, New Zealand, the Philippines, China, Japan, and South Korea.

Storey is the father of a thirteen year old daughter, Averi.





NICOLE ALEXANDER

HEAD ATHLETIC TRAINER

Alexander begins her second year as the Sun head athletic trainer after joining the team in 2021. Prior to the Sun, Alexander spent time as an athletic trainer with the UNC Family Medicine Center at Durham and as the Head Athletic Trainer for women's basketball at the University of North Carolina. Prior to her time in North Carolina, she also spent five years with the University of Notre Dame as an assistant athletic trainer.

The Tallahassee, FL. native earned her undergraduate degree in exercise and sports sciences from the University of Florida in 2005. In 2008, she went on to receive a masters in exercise science at Syracuse University. At the University of Florida and Syracuse University, she served as a student athletic trainer and graduate assistant athletic trainer, respectively. Most recently, she attended the University of North Carolina where she earned a Master's of Science in Sports Administration.

Additional experience includes three years as the head athletic trainer for USA Basketball. During the summer of 2018 and 2019, Alexander served as the trainer for the U17 and U19 World Cup, respectively. In 2015, she held the head trainer position for women's basketball at the World University Games. Most recently, Alexander served as an athletic trainer for the USA Basketball Women's World Cup Qualifying Team.





PETER FEENEY

BASKETBALL OPERATIONS MANAGER

EXPERIENCE: 4 YEARS

SCHOOL: University of Connecticut

Feeney has held many roles with the organization over the last few seasons; most recently as the Basketball Operations/Assistant Video Coordinator. Feeney assists the Sun with operations, travel, equipment and video needs.

Peter Feeney returns for his fifth season with the Sun and the second in this role. As Basketball Operations/Assistant Video Coordinator, Feeney will handle all team travel needs as well as scheduling all practices. He will also assist the staff with game film and self-scouting.

He spent last season as the equipment manager with the Sun, handling the ordering and organizing of inventory along with the distribution of gear. He also assisted with the team's practice squad as well as helping to produce and analyze game film.

Previously, Feeney was the video coordinator for the women's basketball team at Boston University. He recorded and distributed all practice and game film for the team and also produced highlight materials.

Feeney was a member of the UConn Women's basketball team practice squad, helping to improve player's skills while aiding in the editing and analysis of game film.

Prior to the Sun, Feeney was an assistant coach for the Connecticut Spirit AAU basketball team in 2015, where he helped players develop fundamentals while tracking statistics and performing player evaluations throughout the season. He also works as a summer basketball tournament coordinator for Foodshare Inc., organizing and administering basketball contests for kids ages 18 and under at meal sites around the Hartford and Tolland counties in Connecticut.

A 2018 graduate of the University of Connecticut, Feeney received a bachelor's degree in exercise science and master's degree in sport management.





ANALISSE RIOS

STRENGTH & CONDITIONING COACH

Analisse Rios enters her third year as the Head Strength and Conditioning Coach for the Connecticut Sun. She has worked with both Men and Women's D3 collegiate teams in a variety of sports including basketball, soccer, ice hockey, lacrosse, and field hockey.

A former member of the Bolivian Women's National Soccer Team, Rios has always been passionate about sports her entire life. The Bolivia native graduated from Connecticut College in 2008 and was a member of the Camel women's soccer and track & field programs. She is a National Strength and Conditioning Association Certified Strength and Conditioning Specialist (NSCA CSCS), a National Academy of Sports Medicine Certified Personal Trainer (NASM CPT), and an EXOS Performance Specialist (EXOS XPS) who holds USSF "F" and "E" Licenses as well as CPR and First Aid certifications.

With Connecticut College athletics, Rios focused on leading the squad's strength & conditioning efforts which has benefited two Camel teams that qualified for the NCAA Tournament in 2016 and 2017, as well as helping to lift the men's soccer team to their first ever NCAA National Championship in 2021. Her work included designing offseason workout and lifting programs, employing functional fitness workouts at practices during the fall, facilitating team and individual warmups and cooldowns on game days, and helping the student-athletes attain their personal and team fitness goals.

In addition, Rios has been heavily involved in primary and secondary education for the past decade by serving as a classroom teacher in the New London Public Schools as well as the Dual Language and Arts Magnet Middle School in Waterford. She has also been involved with the Southeast Soccer Club as a head coach, assistant coach and fitness group coach since September 2016.





DEWANNA BONNER

#24

HEIGHT: 6-4 **WEIGHT:** 142LBS **DOB:** AUG. 21, 1987 **SHOOTS:** RIGHT
SCHOOL: AUBURN **POS:** F-G

ACQUIRED: SELECTED WITH THE FIFTH OVERALL PICK IN THE 2009 WNBA DRAFT ON APRIL 9, 2009 BY THE PHOENIX MERCURY. ACQUIRED BY THE CONNECTICUT SUN DURING THE 2020 FREE AGENCY PERIOD.

WNBA CAREER

- Two-Time WNBA champion with Phoenix (2014 and 2009)
- Four-Time WNBA All-Star (2021, 2019, 2018, 2015)
- 2018 Associated Press WNBA Comeback Player of the Year...missed 2017 season after giving birth to twins
- Named to All-WNBA First team in 2015
- Three-time WNBA Sixth Woman of the Year (2011, 2010, 2009)...only player in league history to win the award multiple times...only player in league history to win a voted-on postseason award in three consecutive seasons
- Was one-of-five nominees (Elena Delle Donne, Maya Moore, Angel McCoughtry, Tina Charles) for 'Best WNBA Player' during the 2016 ESPYS
- Originally selected with the fifth overall pick (first round) in the 2009 WNBA Draft on April 9, 2009
- Ranks second on the Mercury's all-time scoring list with 4,820 points, trailing only WNBA all-time leading scorer Diana Taurasi...moved into second place in 2016
- Led the Mercury in scoring in 2015 with 15.8 points per game and in 2012 with a career-high 20.6 points...one of only two players (Brittney Griner) not named Diana Taurasi to lead the Mercury in scoring since 2004
- Combined for 1,967 total points with Diana Taurasi and Brittney Griner in 2018, setting the mark for most points scored in a season by a trio of teammates in WNBA history...the trio's 87 combined points against Washington on August 7, 2018 was the most points scored by a trio of teammates in a non-overtime game in WNBA history
- Has played in 335 of a possible 340 games in her 11 WNBA seasons...missed two games in 2010 (mild concussion), two games in 2012 (sore back) and the final game of 2014 for rest...ranks second on Mercury's all-time list for games played, trailing only Diana Taurasi
- Matched or outscored opponent's entire bench 10 times when coming off the bench herself in her career
- Has scored at least 20 points off the bench 11 times in her career, the most in Phoenix franchise history...owns seven of the top 10 scoring efforts off the bench in franchise history
- Matched her career high in points on June 18, 2016 scoring 38 points off the bench in a triple-overtime game vs. Dallas...her 38 points are the most points scored by a player off the bench in WNBA history
- Scored 4,000th career point on July 15, 2018 at Indiana, becoming second player in Mercury franchise history to reach 4,000 career points (Taurasi)...3,000th career point came on August 7, 2015 vs. Minneso-

REGULAR SEASON CAREER HIGHS

PER GAME HIGHS	SEASON	CAREER
Points	31 (Minnesota - 8/19/2021)	38 (2 Times)
Rebounds	13 (Dallas - 6/22/2021)	16 (Atlanta - 8/17/2018)
Defensive Rebounds	12 (Dallas - 6/22/2021)	13 (Connecticut - 7/5/2018)
Offensive Rebounds	4 (Phoenix - 5/16/2021)	7 (Atlanta - 7/7/2012)
Assists	7 (Washington - 6/29/2021)	7 (6 Times)
Blocks	3 (2 Times)	5 (San Antonio - 8/20/2011)
Steals	4 (Dallas - 8/15/2021)	6 (Atlanta - 7/7/2012)
Field Goals Made	10 (2 Times)	12 (3 Times)
Field Goals Attempted	22 (2 Times)	28 (Atlanta - 7/7/2012)
Three Point Field Goals Made	4 (2 Times)	6 (Connecticut - 9/7/2012)
Three Point Field Goals Attempted	8 (Minnesota - 5/30/2021)	11 (5 Times)
Minutes Played	42 (Minnesota - 5/30/2021)	48 (Atlanta - 7/ 7/2012)





ta...2,000th career point came on July 10, 2011 vs. San Antonio...1,000th career point came on August 11, 2011 vs. Atlanta

- Mercury's all-time leader in rebounds with 2,072 career rebounds...passed Diana Taurasi on the list during 2018 season
- Grabbed 2,000th career rebound on August 16, 2019 vs. Atlanta...grabbed 1,000th career rebound on August 9, 2013 vs. Tulsa...grabbed 500th career rebound August 2, 2011 at Minnesota
- Ranks first in Mercury franchise history for career double-doubles with 42...passed Brittney Griner for first during 2019 season
- Owns 47 career double-digit rebound games, the most in Mercury franchise history...passed Brittney Griner for first during 2019 season
- Owns the third-highest career rebounding average in Mercury franchise history (6.2) among players with 100-career games for the Mercury.
- Owns 21 career 20-point, 10-rebound games, the most in Mercury franchise history
- Became first rookie in franchise history to record a double-double in a WNBA debut with 16 points and 11 rebounds on June 6, 2009
- Six-time recipient of the WNBA Western Conference Player of the Week Award

2021 SEASON WITH CONNECTICUT

- Six-time recipient of the WNBA Western Conference Player of the Week Award
- Started and played in all 32 games for the Sun and totaled 1022 minutes.
- Finished with 486 points, 205 rebounds, 110 assists, 40 steals and 23 blocks.
- Earned her 500th point in a Sun uniform on 5/21/21 at Phoenix.
- Tallied her 500th career block (5/14/21 at ATL) and her 5500 career point against Chicago on 6/27/21.
- Bonner also reached 1,500 career free-throws made and became just the fourth player in WNBA history to do so (Taurasi, Catchings, McCoughtry) in the game against New York on 9/15.
- Tallied her 800th career assist in the victory over Las Vegas on 6/1/21.
- She became 45th overall on the WNBA all-time list for assists.
- Sits at 15th on the WNBA All-Time Rebounds list (2449).
- Passed Teresa Weatherspoon to become 21st on the WNBA all-time steals list (473).
- Moved up to 16th on the WNBA All-Time Points list (5740).
- Four double-doubles this season (5/28, 6/17, 6/22, 8/19).
- 20 games with at least 10 points.
- Six games with at least 20 points.
- One game with a season high 31 points against Minnesota on 8/19.
- Fourth All-star appearance (2021, 2019, 2018, 2015).
- Started and appeared in all four playoff games against Chicago Sky
- Finished the series with a total of 54 points, 26 re-

bounds, 5 assists, 4 steals, and 7 blocks

- Averaged 13.5 points, 7 rebounds, 1.3 assists, 1 steal, and 1.8 blocks over four playoff competitions
- Posted a double-double with 13 and 10 in the first game of the series (9/28), adding up to a total of 5 double-doubles in playoff career history
- 91% from the free throw line, going 10-11
- 35 minutes per game, high of 48 minutes in game 1 (9/28)
- Moved up to fifth all-time in three point attempts with 50
- Became 7th all-time in playoff career rebounding with 101 and 6th all-time in defensive rebounding with 90 during playoff competition

2020 SEASON WITH CONNECTICUT

- Appeared and started in all 22 regular season games and all seven playoff games
- Finished the regular season with 434 points, 172 rebounds, 65 assists and 37 steals.
- Averaged a career second best 19.7 points, 7.8 rebounds, 3.0 assists and 1.7 steals.
- Ranked third in the league in total points, ninth in rebounds, second in freethrows made (111), tied for fifth in steals.
- Tallied her 47th career double-double after recording five during the 2020 regular season.
- Scored a season-high 34 points against Los Angeles (7/30) in just the third game of the season.
- Played a season-high 43 minutes against Phoenix (9/9) in an overtime loss. Scored 32 points.
- In the first three games this season, Bonner scored 82 points which set a new WNBA record for points scored in the first three games with a new team. She sits fourth for points scored in first three games of a season regardless of being with a team for the first year.
- Joined the Connecticut Sun 30-point club, twice. Her 34 points against the Sparks (7/30) tied Courtney Williams's record for most points scored in a game in regulation and ties her for second-most in an entire game.
- Set a new Sun franchise record for freethrows made over a two game span with 23 (9/1 & 9/3).
- Concluded the postseason 10th all-time in FTM (160), 15th in steals (63), seventh in rebounds (383) and ninth in games played (57).
- Top 30 for all-time steals in WNBA history with 433 total.
- Finished the playoffs 32-for-32 from the freethrow line and now shares the record with Elena Delle Donne for the most freethrows made without a miss in the playoffs and most consecutive freethrows made in a single post season.
- Named to All-WNBA Second Team
- Named Eastern Conference Player of the Week two times (8/17 & 9/8)
- Named AP All-WNBA Second Team

2019 SEASON

- Named a WNBA All-Star for the third time in her career (2018, 2015)
- Named to Associated Press All-WNBA Second Team
- Averaged 17.2 points and 7.6 rebounds in 34 games in 2019...her 17.2 points per game was the third-highest





scoring output in her career (20.6 ppg in 2012, 17.3 ppg in 2018)...her 7.6 rebounds per game was a career high (previous was 7.2 rpg in 2018 and 2012)

- Was one of only two players in the WNBA in 2019 to average at least 17 points and 7 rebounds per game, while shooting at least 90 percent from the free throw line (Elena Delle Donne)...only Larry Bird (four times), Dirk Nowitzki (three times), Kevin Durant (twice), Magic Johnson (once) and Kevin Love (once) have averaged such numbers on the NBA side since the 1980-81 season
- Led the WNBA in free throw makes with 153 on the season...eighth time in her career she's made 100+ free throws in a season and her fourth consecutive season doing so
- Named Western Conference Player of the Week on June 10 after averaging 25.0 points, 7.5 rebounds and 3.0 assists in two games that week
- Teamed with Brittney Griner to make the Mercury the only team in the WNBA with a duo of teammates to each rank in the top-5 in scoring during the season
- Teamed with Brittney Griner (30 pts) and Leilani Mitchell (28 pts) to become the first trio of teammates to each score 25+ points in a game on July 30 at Washington...Bonner scored 25 points in the game
- Only WNBA player to rank in the top-25 in scoring, rebounds, assists, steals and free throw percentage for a second consecutive year (min. 30 games played)
- Scored in double figures in 28 of the 34 games she appeared in, including 17-straight 10+ scoring performances from July 7-August 25
- Scored 20 or more points 15 times throughout the season...scored 30 or more points twice
- Scored a season-high 31 points in the season opener on May 25 at Seattle...scored 15-straight points in the game, tying for the most consecutive points scored by a player in a game since 2017...first Mercury player to score 15-straight points in a game since June 10, 2010 against Minnesota when Diana Taurasi did so
- Led the team in rebounds in 2019, grabbing a career-high 260 rebounds on the season...fourth time in her career she's grabbed 200+ rebounds in a season (2019, 2018, 2012, 2011)
- Finished the season with a single season career-high nine double-doubles, the most on the Mercury's 2019 team
- Recorded 27 points, 14 rebounds and four assists in the Mercury's win over Atlanta on August 16, becoming 13th player in WNBA history finish with at least 27/14/4 in a game, and the second in franchise history (Jennifer Gilom on June 14, 1999)
- Passed Brittney Griner for first on the Mercury's all-time double-doubles chart in 2019 and now stands at 42
- Led the team in steals with 44 on the year...has led the team in steals in the last five seasons she's played (2019, 2018, 2016, 2015, 2014)...fourth-straight year with at least 40 steals
- Knocked down 52 three-pointers on the season...fifth time in her career she's hit at least 50 three-pointers in a season and the third straight
- Led the team in minutes played per game (32.9), having

now done so in the last four seasons she's played in

- Posted 21 points and 6 rebounds in the Mercury's lone playoff game on September 11 at Chicago

2018 SEASON

- Named a WNBA All-Star for the second time in her career (2015)
- Named the Associated Press Comeback Player of the Year after missing the 2017 season following giving birth to twins
- Averaged 17.1 points and 7.2 rebounds in 34 games in 2018, her 17.1 points per game was the second-highest scoring output in her career (20.6 ppg in 2012) and the highest scoring average she's held in a season with Diana Taurasi playing the entire year...her 7.2 rebounds per game matched her single season career high (2012)
- Averaged 21.3 points and 10.2 rebounds over the final nine games of the season...started at the power forward position in eight of those final nine games, averaging 22.3 points, 10.9 rebounds and 3.1 assists in such games
- Named the final Western Conference Player of the Week for the final week of the season on August 20, 2018 after averaging 22.0 points, 13.0 rebounds, 3.0 steals and 4.5 assists in two games that week
- Teamed with Brittney Griner and Diana Taurasi to make the Mercury the only team in the WNBA with a trio of teammates to rank in the top-15 in scoring for a second time in three seasons (did so in 2016 as well)
- Combined with Diana Taurasi and Brittney Griner to score 1,967 points in 2018, the most points by a trio of teammates in a single season in WNBA history (previous high was 1,842 points in 2008 by Taurasi, Cappie Pondexter and Le'coe Willingham)...The trio's 87 combined points against Washington on August 7 was the most points scored by a trio of teammates in a non-overtime game in WNBA history
- Only WNBA player to rank in the top-25 in scoring, rebounds, assists, steals and free throw percentage (min. 30 games played)
- Scored in double figures in 31 of the 34 games she appeared in, including 14-straight 10+ scoring performances to close the regular season...her 31 10+ point games matched her 2012 mark for the most double figure scoring games she's had in a season
- Scored 20 or more points 13 times throughout the season, eight of which came in the final 10 games of the season...scored 30 or more points twice
- Scored a season-high 31 points against Los Angeles on August 12, including a 40-foot buzzer beater at the end of the third quarter
- Made 208 field goals in 2018, marking the second time in her career she's reached 200 field goals in a season (212 in 2012)
- Finished the season with a single season career-high seven double-doubles, the second-most on the Mercury's 2018 team (Griner-10)...recorded a double-double in her first game back after missing all of 2017 with 17 points and 12 rebounds
- Led the team in steals with 43 on the year...has led





the team in steals in the last four seasons she's played (2018, 2016, 2015, 2014)...third-straight year with at least 40 steals

- Knocked down a career-best 55 three-pointers on the season, passing her old mark of 54 in 2013...recorded at least one three-pointer in all but five games
- Led the team in minutes played per game (32.9), having now done so in the last three seasons she's played in
- Averaged a double-double in the postseason with career highs marks in scoring (24.0 ppg) and rebounding (11.1 rpg)... scored 20+ points in six of the Mercury's seven playoff games
- Ranked second in the league in scoring and first in rebounds during the WNBA Playoffs (min. 2 games played)
- Scored a playoff career-high 29 points on August 21 against Dallas in Round 1 of the WNBA Playoffs...scored 23 or more points in five of the Mercury's seven playoff games after entering 2018 playoffs with a former playoff career-high of 22 points
- In addition to setting a new playoff career high in scoring, set playoff career highs in rebounding (18 – August 23 at Connecticut), steals (4 – September 2 vs. Seattle), minutes played (44 – August 28 at Seattle), field goals (12 – August 21 vs. Dallas), field goal attempts (23 – September 2 vs. Seattle), free throws (9 – September 2 vs. Seattle) and defensive rebounds (17 – August 23 at Connecticut)

2016 SEASON

- Teamed with Brittney Griner and Diana Taurasi to make the Mercury the only team in the WNBA with a trio of teammates to rank in the top-15 in scoring
- Led the team in steals for the third consecutive season with 44 steals on the year...second-straight year with 44 steals
- Scored in double figures in 27 of the 34 games she appeared in, including six-straight 10+ scoring performances to begin the season
- Scored 20 or more points nine times throughout the season, including two 30+ point scoring efforts
- Finished with a season-high 12 rebounds against Washington on May 29, which was her first of two double-figure rebounding performances of the season
- Matched her career high in points on June 28 against Dallas in a triple-overtime thriller, scoring 38 points off the bench...the 38 points were the most points scored by a player off the bench in WNBA history
- Knocked down 50 three-pointers on the season, which were her most threes in a season since hitting 54 from beyond the arc in 2013
- Shot 32.9 percent from three-point range, her best mark from long range since 2011 when she connected on 43.4 percent from three-point range

2015 SEASON

- Was one of only two WNBA players (Maya Moore) to average at least 15 points, 5 rebounds and 3 assists
- Teamed with Brittney Griner to make the Mercury one of only two teams with a pair of teammates in the top-10 in scoring
- Nailed a game-winning three-pointer as time expired on

August 4 to beat Tulsa

- Appeared in 104 straight games over the past three seasons before missing the season finale
- Led the team in steals for the second consecutive season with 44 steals on the year
- Finished with a career high in assists for a season, dishing a team-high 110 assists in 2015
- Recorded 18-straight double-figure scoring performances to begin the season, finishing with 28 on the year
- Scored 20 or more points in five of the Mercury's first six games of the season, and did so 11 times throughout the year
- Mercury went 9-2 in games she scored at least 20 points
- Finished with a season-high 10 rebounds at Atlanta on August 2, which was her only double-figure rebounding performance of the season
- Scored a season-high 34 points in the win against Chicago on July 28, shooting 10-of-17 from the field and knocking down all 11 free throw attempts
- Recorded a double-double (20 points, 11 rebounds) in a series-clinching Game 2 against Tulsa in the Western Conference Semifinals
- Scored a 2015 playoff-high 21 points in the 67-60 loss to Minnesota in the Western Conference Finals

2014 SEASON

- Evolved her game into being the team defensive stopper and led the team with 49 steals
- Has appeared in 70 straight games....started all 34 games in 2014
- Shot 45.9-percent (129-of-181) from the field which was the second-best performance in her career and recorded 19 double-digit scoring games
- May 18, 2014: Notched a double-double, scoring 16 points and grabbing a season-high 11 rebounds at Los Angeles
- June 10 – 16: Recorded double figures in four straight games
- July 24: Scored a season-high 22 points at Los Angeles on 7-of-9 shooting
- Twice recorded games of four steals, May 18 at Los Angeles and June 27 at Indiana
- Averaged 11.3 points and 6.0 rebounds while starting all eight Mercury playoff games....played in 286 of 320 possible minutes during the 2014 Playoffs, the most on the Mercury
- Scored 16 points and grabbed seven rebounds in a series-clinching Game 2 against Los Angeles in the Western Conference Semifinals
- Grabbed nine rebounds in Game 1 of the WNBA Finals vs. Chicago

COLLEGE CAREER

- Led the SEC in scoring in 2008-09, becoming the first Auburn player to do so
- As a senior in 2008-09, posted averages of 21.1 points (9th- NCAA Division I) and 8.5 rebounds in 33.0 minutes per game
- Was one of eight players in the country ranked in the top 25 in scoring and top 80 in rebounding in 2008-09





- Posted eight double-doubles in 2008-09
- Second player ever at Auburn to lead the team in scoring and rebounding all four years (Becky Jackson, 1981-84)
- Started all 126 games in which she appeared at Auburn
- Set an Auburn career scoring record with 2,162 points (prev. Becky Jackson)
- Set an Auburn single-season scoring record of 716 points (prev. Carolyn Jones)
- Ranks second on Auburn's all-time rebounding list with 1,047 total rebounds
- Her 600 career free throws stands as a school record, surpassing the previous mark by more than 150 made free throws
- Averaged 17.2 points and 8.3 rebounds in four seasons at Auburn
- SEC Player of the Year (2009)
- Naismith, Wooden and Wade Award Finalist (2009)
- State Farm/WBCA All-America First Team (2008-09)
- USBWA and ESPN.com First Team All-American (2008-09)
- AP Second Team All-American (2008-09)
- Honorable Mention All-American (2007-08)
- Three-time First Team All-SEC (2008-09, 2007-08, 2006-07)
- Associated Press First Team All-SEC (2007-08)
- SEC All-Tournament Team (2007-08)
- SEC All-Freshman Team (2005-06)

INTERNATIONAL

- Played for CBK Mersin in the Turkish League in the 2021-22 WNBA off season... averaged 16.4 points, 7.8 rebounds and 3.3 assists... made it to the EuroCup Semifinals and Turkish League finals
- Played for Shandong in the Chinese League during the 2018-19 WNBA offseason...averaged team highs in points (22.1 ppg), rebounds (9.1 rpg) and blocks (1.1 bpg)...led team to a 23-11 record and the franchise's first ever postseason appearance
- Spent 2017-18 WNBA offseason playing for USK Praha in the Czech Republic...averaged 12.2 points, 5.4 rebounds, 1.7 assists and 1.5 steals in 11 Czech League games...averaged 13.8 points and a team-high 8.6 rebounds in 13 EuroLeague games
- Was one of only four players to average at least 13 points and 7 rebounds from 2013-16 in the EuroLeague (Sonja Petrovic, LaToya Sanders and Jantel Lavender)
- Scored 26 points in a losing effort during the 2016 EuroLeague Title game, playing against Mercury team-

mates Diana Taurasi and Brittney Griner in the championship match

- Spent the four offseasons playing for Nadezhda Orenburg in Orenburg, Russia.....ranked third in the EuroLeague in scoring per game (16.7) and second in rebounds per contest (9.5)...in 2014-15 averaged 13.1 points and 5.6 rebounds.....in 2014-15 averaged a team-high 16.7 points and 7.0 rebounds per game.....averaged 22.7 points and 8.4 rebounds in 36.2 minutes during Euroleague play in 2013-14.....in 2012-13, ranked second in rebounding (10.5 rebounds per game) during Euroleague play while averaging 15.8 points in 34.7 minutes played per game
- Spent the 2010-11 offseason playing for Rivas Ecopolis in Madrid, Spain. Ranked third in scoring (18.8 points per game) and ninth in rebounding (8.5 rebounds) for Euroleague play
- Was named a 2011 Euroleague All-Star
- Was named Euroleague Player of the Week Dec. 11, 2010 following a 33-point, 13-rebound performance
- Spent 2009-10 offseason playing for Frisco Sika Brno in Brno, Czech Republic
- Gold medalist – USA Basketball U21 National Team FIBA Americas U21 Championship
- Gold medalist – USA Basketball U20 National Team in FIBA Americas U20 Championship

PERSONAL

- Daughter of LaShelle Bonner and Greg McCall
- Has three siblings: two sisters (Vin'Centia Dewberry & Erica McCall, who was a forward on the Washington Mystics, and one brother (Justin McCall)
- Mother of twin daughters, Cali and Demi, born in August 2017
- Wears No. 24 in honor of her mother, who wore the number in high school
- Attended Fairfield High School in Fairfield, Alabama, where she became the first athlete in school history to have her jersey retired on April 24, 2009
- Favorite TV shows are SportsCenter, Fresh Prince of Bel-Air and Sanford & Son
- Aside from basketball, enjoys volleyball and cooking



PLAYER BIOS



DEWANNA BONNER-CAREER REGULAR SEASON TOTALS																
SEASON	TEAM	G	GS	MIN	FGM-A	3PM-A	FTM-A	OREB	DREB	REB	AST	STL	BLK	TO	PF	PTS
2009	PHO	34	0	724	127 - 278	2 - 13	125 - 154	70	126	196	13	23	25	34	70	381
2010	PHO	32	4	813	132 - 284	19 - 53	100 - 119	67	129	196	40	22	37	41	58	383
2011	PHO	34	5	857	120 - 279	35 - 102	90 - 99	62	176	238	27	34	36	34	61	365
2012	PHO	32	32	1120	212 - 582	52 - 184	184 - 216	55	175	230	71	54	28	75	46	660
2013	PHO	34	33	1119	160 - 390	54 - 166	118 - 131	35	163	198	82	39	11	56	45	492
2014	PHO	34	34	994	129 - 281	24 - 86	71 - 91	35	104	139	79	49	15	47	43	353
2015	PHO	33	33	1099	158 - 418	30 - 118	175 - 202	37	150	187	110	44	28	60	61	521
2016	PHO	34	24	1064	154 - 363	50 - 152	134 - 168	42	140	182	83	44	21	56	55	492
2018	PHO	34	34	1120	208 - 460	55 - 176	117 - 135	47	199	246	108	43	15	55	62	588
2019	PHO	34	34	1120	190 - 504	52 - 191	153 - 167	34	226	260	92	44	21	53	55	585
2020	CON	22	22	732	148 - 351	27 - 107	111 - 124	34	138	172	65	37	12	52	47	434
2021	CON	32	32	1022	159-403	44-139	124-139	21	184	205	111	40	23	69	52	486
Career		389	287	11784	1897-4593	400-1348	1378-1606	518	1726	2244	770	433	249	563	603	5254

DEWANNA BONNER-CAREER PLAYOFF TOTALS																
SEASON	TEAM	G	GS	MIN	FGM-A	3PM-A	FTM-A	OREB	DREB	REB	AST	STL	BLK	TO	PF	PTS
2009	PHO	11	0	186	34 - 69	0 - 1	29 - 35	17	30	47	3	5	6	7	13	97
2010	PHO	4	0	91	11 - 24	3 - 4	5 - 6	3	10	13	2	3	7	3	14	30
2011	PHO	5	5	179	23 - 66	5 - 23	12 - 14	11	36	47	6	7	6	8	10	63
2013	PHO	5	5	179	21 - 63	4 - 30	6 - 7	5	21	26	17	6	2	11	4	52
2014	PHO	8	8	286	31 - 86	9 - 27	19 - 21	8	40	48	16	11	5	14	14	90
2015	PHO	4	4	127	23 - 51	9 - 20	14 - 15	2	22	24	10	1	3	11	10	69
2016	PHO	5	0	121	20 - 47	0 - 11	14 - 17	4	17	21	8	5	0	14	8	54
2018	PHO	7	7	270	68 - 127	12 - 39	20 - 22	9	69	78	17	11	6	15	17	168
2019	PHO	1	1	33	5 - 14	2 - 3	9 - 10	0	6	6	2	1	0	2	0	21
2020	CON	7	7	245	33 - 99	10 - 35	32 - 32	8	65	73	27	13	8	16	18	108
2021	CON	4	4	140	19 - 47	6 - 15	10 - 11	3	25	28	5	4	7	11	11	54
Career		57	37	1717	269 - 646	54 - 193	160 - 179	67	316	383	108	63	43	101	108	752





DIJONAI CARRINGTON | #21

HEIGHT: 6-0 **WEIGHT:** 175LBS **DOB:** JAN. 8, 1998 **SHOOTS:** RIGHT

SCHOOL: BAYLOR **POS:** GUARD-FORWARD

ACQUIRED: SELECTED WITH THE NO. 20 OVERALL PICK IN THE 2021 WNBA DRAFT BY THE SUN.

2021 WNBA SEASON (WITH CONNECTICUT)

- Played in all 32 games with the Sun and started in 11-22 from the floor (50%) and 9-15 from three (60%), including shooting 5-6 in game
- Played in 24 games for the Sun and started 1 (6/13 vs. Seattle)
- Finished the year with 68 points, 47 rebounds, 12 assists, and 13 steals
- Scored double-figures twice. Once against Washington (5/28) and the other against New York (9/15) where she scored her season and career high 14 points
- Earned her season and career high in rebounds during her first start as she finished with 7
- Appeared in two games for the Sun during the postseason (9/30 & 10/6) against the Chicago Sky

OFF SEASON COMPETITION

- Competed in the US with AU Sports during the 2021-2022 WNBA offseason. Across the five week cycle, Carrington averaged 24 points, 8.1 rebounds, 3 assists and 2.9 steals per game. She

registered 7 double-doubles, including three in a row during Week 4 on Team Cloud, where she scored a season-high 41 points and pulled down 14 rebounds against Team Hawkins. Carrington finished with 4,953 total points, placing her 7th overall on the AU Leaderboard.

- Before her time with AU Sports, Carrington competed in the Israeli League with Elitzur Tel Aviv. In Israel, Carrington averaged 24.9 points, 11 rebounds, 2.9 assists and 2.5 steals per game while overseas.

COLLEGE HIGHLIGHTS

- Before her time with AU Sports, Carrington competed in the Israeli League with Elitzur Tel Aviv. In Israel, Carrington averaged 24.9 points, 11 rebounds, 2.9 assists and 2.5 steals per game while overseas.
- Finished four years at Stanford and amassed 912 points, 133 assists, 106 steals and 553 rebounds
- Two-time Pac-12 Tournament Champion (2017, 2019)
- Named All-Pac-12 by both the Coaches and Media (2019)

REGULAR SEASON CAREER HIGHS		
PER GAME HIGHS	SEASON	CAREER
Points	14 (New York – 9/15/2021)	14 (New York – 9/15/2021)
Rebounds	7 (Seattle – 6/13/2021)	7 (Seattle – 6/13/2021)
Defensive Rebounds	5 (Seattle – 6/13/2021)	5 (Seattle – 6/13/2021)
Offensive Rebounds	3 (Phoenix – 5/21/2021)	3 (Phoenix – 5/21/2021)
Assists	3 (2 Times)	3 (2 Times)
Blocks	1 (3 Times)	1 (3 Times)
Steals	3 (New York – 9/15/2021)	3 (New York – 9/15/2021)
Field Goals Made	4 (2 Times)	4 (2 Times)
Field Goals Attempted	8 (New York – 9/15/2021)	8 (New York – 9/15/2021)
Three Point Field Goals Made	1 (3 Times)	1 (3 Times)
Three Point Field Goals Attempted	3 (Seattle – 6/13/2021)	3 (Seattle – 6/13/2021)
Minutes Played	20 (New York – 9/15/2021)	20 (New York – 9/15/2021)



PLAYER BIOS



- Pac-12 All-Tournament Team during the 2018-19 season, averaging 17.3 ppg and 8.3 rpg in three conference contests
- Helped her team reach the Elite 8 (2019) and the Final Four (2017)
- Played in 35 of 38 games for the Cardinal in a Final Four season for Stanford, averaged 2.5 points, 2.3 rebounds and 0.5 steals per game in 7.8 minutes per contest as a freshman
- Grabbed a career-high 22 rebounds to go along with 13 points vs. UC-Riverside (11/17/2017)
- Scored in double figures in 42 of her 108 games played, with a career high 33 points alongside a season-high 13 rebounds against Tennessee (12/18/2018)
- Recorded 8 career double-doubles at Stanford
- Two-time Pac-12 All-Academic Honorable Mention (2018, 2019)
- Averaged 14 points and 7.5 rebounds while starting all 36 games as a junior
- Named to Pac-12 Academic Honor Roll (2020)
- Finished career at Stanford shooting 43.6% from the floor, 30% from beyond the arc, and 67.2% from the free throw line
- Suffered a season-ending injury after starting in five games during her senior year with the Cardinal and transferred to Baylor as a graduate student for the 2020-21 season after being granted medical hardship
- Came off the bench at Baylor to help lead her team to the Elite 8 during the 2020-21 season, ultimately garnering Big 12 Sixth Woman of the Year as well as Newcomer of the Year

- In 27 games with the Bears, she totaled 382 points, 133 rebounds, 63 assists and 56 steals
- Scored a season-high 24 points in 25 minutes against Arkansas (12/06/20), going 8 for 16 from the floor, 2-7 from three point range, and 6-6 from the free throw line, all while grabbing 5 rebounds, dishing out one assist and scooping up 3 steals
- Averaged 14.1 points, 4.9 rebounds, 2.3 assists, and 2.1 steals during her graduate season

PERSONAL

- Born in San Diego, California
- Daughter of Vickie and Darren Carrington, has two older siblings: Diarra and Darren.
- Mother, Vickie, ran track at Northern Arizona. Father, Daren, played football at Northern Arizona and went on to an 8-year NFL career after being drafted in the fifth round by the Denver Broncos in 1989
- Sister, Diarra, played point guard at Daytona State University and the University of New Orleans and brother, Darren, was a wide receiver at Oregon (2014-16) and Utah (2017)
- Rated as the 34th best player in the country according to ESPN HoopGurlz and 17th by Prospects Nation
- McDonald's All-American and Jordan Brand Classic All-American (2016)
- Invited to the U16 National Team Trials (2013) and the U16 National Team Trials (2014, 2015)
- CIF Division V Player of the Year as a senior
- California State Freshman of the Year in 2013 after averaging 20.3 points, 11.5 rebounds, 7.0 assists and 5.2 steals in 34 games
- Three-time recipient of first-team all-state, first-team all-county, first-team all-coastal league and first team all-CIF honors (2013, 2015, 2016)

DIJONAI CARRINGTON-CAREER REGULAR SEASON TOTALS

SEASON	TEAM	G	GS	MIN	FGM-A	3PM-A	FTM-A	OREB	DREB	REB	AST	STL	BLK	TO	PF	PTS
2021	CON	24	1	221	27 - 82	3 - 21	11 - 15	15	32	47	12	13	3	22	37	68
Career	CON	24	1	221	27 - 82	3 - 21	11 - 15	15	32	47	12	13	3	22	37	68

DIJONAI CARRINGTON-CAREER PLAYOFF TOTALS

SEASON	TEAM	G	GS	MIN	FGM-A	3PM-A	FTM-A	OREB	DREB	REB	AST	STL	BLK	TO	PF	PTS
2021	CON	2	0	1	0 - 0	0 - 0	0 - 0	0	0	0	0	0	0	0	0	0
Career	CON	2	0	1	0 - 0	0 - 0	0 - 0	0	0	0	0	0	0	0	0	0





NATISHA HIEDEMAN | #2

HEIGHT: 5-8 **WEIGHT:** 135LBS **DOB:** FEB. 10, 1997 **SHOOTS:** LEFT
SCHOOL: MARQUETTE **POS:** GUARD

ACQUIRED: CLAIMED OFF WAIVERS BY CONNECTICUT ON JULY 3, 2019. SIGNED TO A CONTRACT BY THE SUN ON FEBRUARY 10, 2020.

WNBA CAREER

- Originally drafted with the 18th overall pick by the Minnesota Lynx in the 2019 WNBA Draft
- Signed by Atlanta Dream on June 19, 2019 as a replacement for Alex Bentley, then waived by Atlanta on July 1, 2019. Claimed off waivers by Connecticut Sun on July 3, 2019. Signed to a contract by the Sun on February 10, 2020
- Has appeared in 74 games making 9 starts
- Surpassed 400 career points in a 13 point and 3 assist performance at Dallas (09/07/21)
- Has appeared in all of the postseason competitions in her career (4 in 2021, 7 in 2020)
- Averaging 6.1 points, 1.8 rebounds, and 1.9 assists in regular season play, including shooting 38.7% from the field, 39.5% from beyond the arc, and 65.4% from the free throw line through her WNBA career
- Has recorded 17 games in double-digit scoring out of 74 competitions
- five (5/14 at ATL, 5/16 vs PHX, 5/21 at PHX, 5/23 at LVA and 5/25 at SEA)
- Finished the season with 242 points, 644 minutes played, 58 rebounds, 60 assists, 27 steals and 51 three-pointers made.
- Nabbed her 100th career assist in the game against MIN (5/30).
- She earned her 300th point in the game against New York on 6/5/21.
- Scored in double-figures ten times this season and had a career high 19 points in the game against Indiana (5/19).
- Scored a new career high 4 three pointers in two games this season (5/25 vs. SEA and 7/3 vs IND).
- Earned a new career high finishing with eight rebounds (5/14 vs ATL).
- Played in all four playoff games against the Sky
- Finished with 36 points, 3 rebounds, 12 assists, 3 steals and 2 blocks in the series
- Went 11-22 from the floor (50%) and 9-15 from three (60%), including shooting 5-6 in game 4

2021 WNBA SEASON (WITH CONNECTICUT)

- Played in all 32 games with the Sun and started in

REGULAR SEASON CAREER HIGHS		
PER GAME HIGHS	SEASON	CAREER
Points	19 (Indiana - 5/19/2021)	19 (Indiana - 5/19/2021)
Rebounds	8 (Atlanta - 5/14/2021)	8 (Atlanta - 5/14/2021)
Defensive Rebounds	7 (Atlanta - 5/14/2021)	7 (Atlanta - 5/14/2021)
Offensive Rebounds	2 (New York - 6/5/2021)	3 (Seattle - 8/4/2020)
Assists	6 (Indiana - 5/19/2021)	9 (Dallas - 9/4/2019)
Blocks	1 (6 Times)	1 (6 Times)
Steals	4 (Phoenix - 5/16/2021)	4 (Phoenix - 5/16/2021)
Field Goals Made	8 (Indiana - 5/19/2021)	8 (Indiana - 5/19/2021)
Field Goals Attempted	15 (Indiana - 5/19/2021)	17 (Phoenix - 9/9/2020)
Three Point Field Goals Made	4 (2 Times)	4 (2 Times)
Three Point Field Goals Attempted	8 (3 Times)	10 (Phoenix - 9/9/2020)
Minutes Played	37 (Seattle - 5/25/2021)	37 (Seattle - 5/25/2021)





(10/6)

- Had five assists in game 2 (9/30)

2020 WNBA SEASON (WITH CONNECTICUT)

- Competed in all 22 regular season games and made four starts in her second year in the league. Also appeared in all seven postseason matchups.
- Tallied 134 total points, 42 rebounds and 41 assists. Averaged 6.1 points and 1.9 rebounds and assists. Shot 35.4 percent from the field, 35.9 from behind the arc and 70 percent from the freethrow line.
- Scored 22 points during the post season, including nine assists and five made three pointers on eight attempts.
- Recorded a career-high 16 points and six FGM against Phoenix (9/9) and a career-high seven rebounds against Seattle (8/4).
- Scored 14 points in 17 minutes against Las Vegas (9/20) on four made three point field goals, the most of her post season and regular season career.

2019 WNBA SEASON (WITH CONNECTICUT AND ATLANTA)

- Picked up by the Atlanta Dream for 13 games before the Sun claimed her off waivers on July 3
- Appeared in 20 regular season games and seven Playoff games in her rookie season
- Finished with 73 points, 30 rebounds and 38 assists
- Went 24-of-58 from the field, 13-of-28 from behind the arc and shot 50% from the free throw line (12-of-24)
- Recorded a season-high 10 points against Atlanta (7/10)

- Dished out a season-high nine assists against Dallas (9/4)
- Played in seven games in the WNBA Playoffs, shooting a combined 60 percent from the field, 66.7 percent from beyond the arc and 100 percent from the line in five minutes per game, tallying up a total of 18 points (2.6 per game)
- Scored 8 points in the playoffs, twice – first against Los Angeles (9/22) in the WNBA Semifinals and again against Washington in the fourth game of the WNBA Finals
- Against the Sparks (9/22), added on two rebounds and an assist

COLLEGE

- Just the third player in Marquette history to be drafted into the WNBA (Abbie Willenborg, 2000 and Angel Robinson, 2011)
- Her selection at 18th overall is the highest pick in program history and the highest pick in the BIG EAST since conference realignment.
- Finished her career at Marquette as the program's third all-time leading scorer, just 27 points shy of the program record.
- First Marquette player to reach 300 made three-pointers
- Finished sixth on the team's all-time assist chart.

PERSONAL

- Brother is Sandy Cohen III, who plays for Maccabi Tel Aviv of the Israeli Premier League and the EuroLeague and also played for Marquette for two seasons

NATISHA HIEDEMAN-CAREER REGULAR SEASON TOTALS

SEASON	TEAM	G	GS	MIN	FGM-A	3PM-A	FTM-A	OREB	DREB	REB	AST	STL	BLK	TO	PF	PTS
2019	CON	20	0	205	24 - 58	13 - 28	12 - 24	7	23	30	38	8	2	13	25	73
2020	CON	22	4	408	45 - 127	23 - 64	21 - 30	8	34	42	41	8	0	24	43	134
2021	CON	32	5	644	78 - 195	51 - 128	35 - 50	7	53	60	60	27	6	30	61	242

NATISHA HIEDEMAN-CAREER PLAYOFF TOTALS

SEASON	TEAM	G	GS	MIN	FGM-A	3PM-A	FTM-A	OREB	DREB	REB	AST	STL	BLK	TO	PF	PTS
2019	CON	7	0	35	6 - 10	4 - 6	2 - 2	1	3	4	5	0	0	0	4	18
2020	CON	7	0	54	7 - 13	5 - 8	3 - 4	0	5	5	9	2	1	4	4	22
2021	CON	4	0	72	11 - 22	9 - 15	5 - 7	2	1	3	12	3	2	2	2	36
Career		18	0	161	24 - 45	18 - 29	12 - 15	3	9	12	26	5	3	6	10	78





BRIONNA JONES

#42

HEIGHT: 6-3 **WEIGHT:** 210LBS **DOB:** DEC. 18, 1995 **SHOOTS:** RIGHT

CHOOL: MARYLAND **POS:** FORWARD

ACQUIRED: SELECTED BY THE CONNECTICUT SUN IN THE FIRST ROUND (EIGHTH OVERALL) OF THE 2017 WNBA DRAFT ON APRIL 13TH, 2017.

WNBA

- Played in 23 games during her rookie season
- Has competed in 130 games making 53 starts
- Averages 7.3 points and 3.9 rebounds per game across career regular season games, including posting 55.8% shooting from the floor and 74.9% from the free throw line
- Strong post player with good finishing skills
- Good hands
- Capable of scoring through contact
- Surpassed 900 career points, 500 career rebounds, and 100 career steals during the 2021 season
- 2021 WNBA Most Improved Player
- 2021 AP Most Improved Player
- Made her first appearance as an All-Star 2021
- Named to WNBA All-Defensive Second Team 2021
- Represented the United States at the FIBA 3x3 World Cup in November 2021
- Has appeared in 19 playoff games, making 11 starts
- Totaled 35 offensive rebounds during playoff career; tying for 5th all-time in Sun history
- Scored a career high 34 points in the Sun victory over Fever (7/1/2021), shooting 73.7% from field goal range, 85.7% from the free throw line, also grabbing 7 rebounds and 3 steals
- Became the 16th player in Sun history to record 30+ points in a game in that same contest
- Scored in double-digits in 50 games of her 130 during her career; including 26 out of 32 in the 2021 season
- Two-time Player of the Week in 2021
- Led the team in 2020 with a career high 60.5% field goal percentage
- Finished 3rd on the team in steals during the regular season (35) and postseason (11) in 2020
- Grabbed a career-high 15 rebounds in the team's win over Los Angeles (8/28/2021), while adding on 16 points and 3 steals in the contest
- Selected to the 2022 USA Basketball Women's World Cup Qualifying Team

2021 SEASON

- Competed in 21 of 22 games and started in all 21 contests including the first of her four-year career with the Sun. Missed one game due to an ankle injury.
- Started in all 32 regular season games for the Connecticut Sun.
- Finished with 470 points, 234 rebounds, 56 assists, 44 steals and 980 minutes played.
- Two-time Player of the Week.
- First-ever all-star appearance.
- Earned her 100th career steal in the win over New York on 9/15.
- Career first double-double on 8/28 against Los Ange-

REGULAR SEASON CAREER HIGHS		
PER GAME HIGHS	SEASON	CAREER
Points	34 (Indiana - 7/1/2021)	34 (Indiana - 7/1/2021)
Rebounds	15 (Los Angeles - 8/28/2021)	15 (Los Angeles - 8/28/2021)
Defensive Rebounds	11 (2 Times)	11 (2 Times)
Offensive Rebounds	7 (Atlanta - 9/19/2021)	7 (2 Times)
Assists	4 (3 Times)	4 (3 Times)
Blocks	2 (3 Times)	3 (2 Times)
Steals	4 (Las Vegas - 8/24/2021)	4 (Las Vegas - 8/24/2021)
Field Goals Made	14 (Indiana - 7/1/2021)	14 (Indiana - 7/1/2021)
Field Goals Attempted	19 (Indiana - 7/1/2021)	19 (Indiana - 7/1/2021)
Three Point Field Goals Made	0	1 (Seattle - 8/4/2020)
Three Point Field Goals Attempted	1 (3 Times)	1 (3 Times)
Minutes Played	38 (Seattle - 5/25/2021)	38 (Seattle - 5/25/2021)





les and ended the season with four total (8/31, 9/7, 9/19).

- Collected her 500th career rebound in the win over Atlanta on 9/19.
- Tallied her 800th career point against Minnesota 8/19.
- Became the 16th player in Sun history to record 30+ points in a game in the game against Indiana (7/1), finished with a career high 34. She shot a career 14-19 from the field.
- Earned a new career high 15 rebounds in the win over Los Angeles (8/28).
- Part of the first pair of teammates to each have 20+ PTS / 10+ REB on 70% or better from the field in the same WNBA game (8/31 vs Washington).
- Started and played in all four playoff games against Chicago Sky
- Recorded 47 postseason points, 17 rebounds, 2 assists, 6 steals and 3 blocks
- Averaged 11.8 points, 4.3 rebounds, and 1.5 steals per game
- Tallied a double-double in the first game of the series (9/28) with 22 points and 10 rebounds. Also had four steals in this game
- Shot 59.3% from the floor going 19-32 and 64.3% from the free throw line, knocking down 9 of 14 attempts
- Totaled 103 minutes across four games, averaging 25.6 minutes per game

2020 SEASON

- Competed in 21 of 22 games and started in all 21 contests including the first of her four-year career with the Sun. Missed one game due to an ankle injury.
- Started in all seven of the team's playoff competitions.
- Scored a career high 235 points on 98-of-162 field goals. Led the team with a career-high 60.5% field goal percentage and averaged 9.4 points.
- Grabbed 118 rebounds, 59 offensive boards and 59 defensive boards. Averaged 5.6 per game for the season.
- Recorded 35 steals and finished third on the team in both regular season steals (35) and the postseason steals (11).
- Tallied a career high 20 points two times this season as well as grabbed a regular season career-high 11 rebounds (8/16) and a postseason high 12 rebounds (9/29).
- Finished the season with her first two career double-doubles and one playoff career double-double.
- Recorded 66 total postseason points, grabbed 51 total rebounds and 11 steals.

2019 SEASON

- Competed in 27 regular season games and all eight playoff games
- Scored 94 points, grabbed 59 rebounds and added nine steals and nine assists
- Averaged a career-high 3.5 points per game and 2.2 rebounds per game
- Tallied a season-high 14 points and 10 rebounds against Indiana (9/8/19)
- Scored double figures in two contests

2018 SEASON

- Competed in 27 regular season games
- Scored 84 points, 53 rebounds and tallied six assists, six steals and six blocks
- Tallied a career-high 18 points against Indiana (6/24/18)
- Made a career-high eight field goals against Indiana (6/24/18)
- Recorded a career-high 3 blocks against Phoenix (6/16/18)
- Scored double figures in two contests

2017 SEASON

- Appeared in 23 games with no starts
- Had a career-high 13 points at Phoenix (9/1)
- Made a career-high five field goals on six attempts in that same game
- Had nine points and six rebounds against Chicago (8/25)
- Had a career-best seven rebounds against Atlanta (6/10)
- Was an efficient 23 of 40 (57.5 percent) from the field
- Was an efficient 23 of 40 (57.5 percent) from the field
- Made 9 of 14 shots in her last three games, averaging 7.3 points and 3.6 rebounds

OVERSEAS COMPETITION

- In the 2021-2022 WNBA offseason, Jones played for USK Praha. Through the season, she averaged 22.3 points, 8.6 rebounds, 2.5 assists, 2.1 steals and 1.6 blocks per game, scored in double-digits in every contest, and recorded her 1000th career point in the Czech League. Through 16 games, Jones led the team in scoring and helped to post an undefeated record (16-0). USK Praha advanced to the Czech League Championship and the EuroLeague Semifinals, and as of April 11 the team is competing for 3rd in the standings.
- Jones also competed on the USA 3x3 Women's American Team in 2021-2022, who won the gold medal and qualified for next year's World Cup. Jones was named Tournament MVP and led the women's event in scoring with 8.2 points per match. She also represented USA Basketball in the FIBA Women's Basketball Qualifying Tournament in DC, where she led the team in scoring and in rebounds.
- During her second year in 2020-21, Jones led her team in ppg with 17.7. She was second behind CT Sun teammate Alyssa Thomas in rpg averaging 9.0. She shot 61.1% from the field and had a 25.0 efficiency rating. Jones led the ZBL in ppg, with 21.2. Jones helped lead her team to win their 15th ZBL title. She was named MVP of the finals series against Sokol HK.
- During the 2019-2020 and 2020-2021 seasons, Jones went to play with ZVVZ USK Praha in the Czech Republic. In her first year with this team, Jones averaged 15.6 ppg, 8.1 rpg and 24.9 mpg. She shot 51.5% from the field. She was second on her team in both rebounds and points, followed behind CT Sun teammate Alyssa Thomas.
- Jones improved the following year when she returned to play with Nadezhda. She averaged 14.9 points per game and 10.9 rebounds per game. Her numbers improved as in 2017, Jones averaging 22.7 where in 2018 she





- she averaged 30.9.
- During the 2017-2018 season, Brionna Jones played for Nadezhda in Russia. Jones was second on her team averaging 11.8 points per game. She was third with averaging 5.5 rebounds per game.

COLLEGE HIGHLIGHTS

- Finished her collegiate career with 1,928 points and 1,209 rebounds
- Led the nation in field goal percentage as both a junior (.665) and senior (.690)
- Owns Big Ten career field goal percentage mark
- Led Maryland to two Final Four appearances (2014, 2015) and three Big Ten regular season and tournament titles
- Three-time All-Big Ten First Team (2015, '16, '17)
- Played in all 142 games in her collegiate career
- 11-time Big Ten Player of the Week Honor Roll
- Scored in double-figures in 97 games
- As a senior (2016-17), averaged 19.9 points and 10.9 re- bounds while starting all 35 games
- Was named to the Preseason All-Big Ten Team and the No. 16 Player in the Country by ESPNW
- Finalist for the Senior CLASS Award
- All-America First Team (AP), and Second Team (ESPNW)
- Big Ten ALL-Defensive Team
- Led Big Ten with 24 double-doubles
- Collected a career-high 20 rebounds against Washington State (11/26)
- Named South Point shootout MOP
- Tied program scoring record with a career-high 42 points against Penn State (1/11)
- Became the fifth player in school history to reach 1,000 career rebounds
- Named National Player of the Week by ESPNW, Naismith and USBWA (1/16)
- Scored in double-figures in 27 games
- Collected 10 or more rebounds in 19 games
- Had 12 points and 11 rebounds for her 50th career double-double
- As a junior (2015-16), Named Associated Press and WBCA Honorable Mention All American
- Named to the Preseason All-Big Ten Team, the Wooden Award Preseason Top 30, Wooden Award Midseason Top 20 and the Naismith Early Season, Midseason Lists

- Became the 31st player in Maryland history to reach 1,000 career points against Indiana (1/30)
- As a sophomore (2014-15), started in all 39 games
- Named to the All-Big Ten First Team by the coaches and All- Big Ten Second Team by the media, as well as the Academic All-Big Ten Team
- Recorded 11 double-doubles on the season
- Helped Maryland finish the regular season 18-0 in conference play
- In her freshman year (2013-14), saw action in every game including 13 starts
- Recorded her first career double-double with 18 points and 10 rebounds against Syracuse (1/16)

PERSONAL

- Daughter of Michael and Sanciarhea Jones and as three siblings – Jarred, Stephanie and Jordan
- Mother, Sanciarhea, played college volleyball at East Texas State
- Father, Michael, played college basketball at Hartford
- Brother, Jarred, played college basketball at Loyola (Md.)
- Selected to the World University Games Team in May 2015
- Team won gold in Gwangju, South Korea
- Averaged 7.7 points, 4.8 rebounds with five steals in the six- game tournament
- Ranked No. 48 player overall by Blue Star Report
- No. 7 post player and No. 55 overall player in ESPN HoopGurlz's recruit rankings
- Led team to 3A state championship as a junior
- Named Baltimore Sun All-Metro Player of the Year as a junior
- First Team All-Metro by The Sun as a sophomore and a junior
- 695hoops Player of the Year as a sophomore and a junior
- Helped lead AAU Team, Fairfax Stars, to the Chicago Tournament of Champions Elite 8, USJN Final Four and Nike National Silver Bracket Final Four in 2012





BRIONNA JONES-CAREER REGULAR SEASON TOTALS																
SEASON	TEAM	G	GS	MIN	FGM-A	3PM-A	FTM-A	OREB	DREB	REB	AST	STL	BLK	TO	PF	PTS
2017	CON	23	0	147	23 - 40	0 - 0	20 - 24	16	22	38	3	9	2	9	28	66
2018	CON	27	0	242	30 - 64	0 - 0	24 - 33	24	29	53	6	6	6	16	37	84
2019	CON	27	0	227	35 - 75	0 - 1	24 - 36	37	22	59	9	9	7	19	36	94
2020	CON	21	21	549	98 - 162	1 - 1	38 - 55	59	59	118	21	35	14	34	65	235
2021	CON	32	32	980	194 - 340	0 - 3	82 - 103	101	132	233	56	44	17	70	97	470
Career		130	53	2145	380 - 681	1 - 5	188 - 251	237	264	501	95	103	46	148	263	949

BRIONNA JONES-CAREER PLAYOFF TOTALS																
SEASON	TEAM	G	GS	MIN	FGM-A	3PM-A	FTM-A	OREB	DREB	REB	AST	STL	BLK	TO	PF	PTS
2019	CON	8	0	35	5 - 8	0 - 0	2 - 2	3	4	7	2	3	0	4	9	12
2020	CON	7	7	198	29 - 64	0 - 0	8 - 9	25	26	51	10	11	2	10	22	66
2021	CON	4	4	103	19 - 32	0 - 0	9 - 14	7	10	75	2	6	3	6	11	47
Career		19	11	336	53 - 104	0 - 0	19 - 25	35	40	75	14	20	5	20	42	125





JONQUEL JONES

#35

HEIGHT: 6-6 **WEIGHT:** 202LBS **DOB:** JAN. 5, 1994 **SHOOTS:** RIGHT

SCHOOL: GEORGE WASHINGTON **POS:** FORWARD

ACQUIRED: SELECTED SIXTH OVERALL IN THE 2016 WNBA DRAFT BY THE LOS ANGELES SPARKS ON APRIL 14, 2016 DURING THE FIRST ROUND. LATER TRADED TO THE SUN.

WNBA

- Has played in 163 regular season games with 117 starts
- Career totals include 2175 points, 1350 rebounds, 232 blocks, 256 assists and 143 steals
- Moved up to 40th all-time on the All-Time Leaders list for blocks with 198 total in 2019
- Remarkable combination of skill-sets
- Excellent three-point shooter
- Good ball-handler on the perimeter
- Can make difficult catches deep in the paint
- Scored 32 points and grabbed 18 rebounds against the Washington Mystics (10/1/19) in the finals. She is one of two players to have at least 32 points and 16 rebounds in a finals game.
- Grabbed nine offensive rebounds against the Washington Mystics (10/1/19) and broke the WNBA record for most offensive rebounds in a finals game. She tallied 18 total for the game and now sits 2nd for most rebounds in a finals game.
- Set WNBA records with 403 rebounds, 11.9 rebounds per game and 280 defensive rebounds during 2017 season
- Reached 500 career rebounds at Washington (8/29)
- Just the 13th player in WNBA history to record a 20-20 game (23 points, 21 rebounds) at Chicago (5/28)
- Named 2021 Kia WNBA Most Valuable Player.
- Named 2021 AP WNBA Most Valuable Player.
- 1st WNBA player to average 19+ PPG (19.4), 11+ RPG (11.2), 1+ SPG (1.3), and 1+ BPG (1.3) in the regular season.
- 8th WNBA player to average 10+ PPG and 10+ RPG multiple times in their career.
- Three-time all-star appearance (2021, 2019, 2017)
- Named to the WNBA All-Defensive First Team (2021)
- Fifth player in WNBA history to have 30+ points, 14+ rebounds, 2+ steals and 3+ blocks.
- Earned her 200th career block in the win over Phoenix (5/16) BLOCKS 5/16/21 vs. PHX.
- Brought down her 700th defensive rebound in the win over Indiana (5/19).
- Tallied her 2000th point against Minnesota (8/17).
- Grabbed her 1350 total rebound and is now fifth all-time in Connecticut Sun history passing Nykesha Sales.
- Reached second on the Sun all-time blocks list with 232, she sits behind Taj McWilliams-Franklin with 267
- Earned a double-double in 65% of her games during the 2021 season, the last player to do this was Tina Charles in 2011 as she earned a double-double in 67.6% of her games played

REGULAR SEASON CAREER HIGHS		
PER GAME HIGHS	SEASON	CAREER
Points	31 (2 Times)	31 (2 Times)
Rebounds	17 (New York - 7/11/2021)	22 (2 Times)
Defensive Rebounds	16 (New York - 7/11/2021)	16 (2 Times)
Offensive Rebounds	6 (2 Times)	10 (Los Angeles - 6/27/2017)
Assists	5 (4 Times)	7 (Los Angeles - 8/19/2018)
Blocks	3 (3 Times)	6 (Las Vegas - 8/23/2019)
Steals	3 (5 Times)	5 (New York - 8/4/2019)
Field Goals Made	12 (2 Times)	12 (2 Times)
Field Goals Attempted	19 (Seattle - 5/25/2021)	19 (2 Times)
Three Point Field Goals Made	4 (Washington - 5/28/2021)	5 (2 Times)
Three Point Field Goals Attempted	8 (2 Times)	8 (3 Times)
Minutes Played	41 (Seattle - 5/25/2021)	41 (Seattle - 5/25/2021)





2021 SEASON

- Opted out of the season due to concerns surrounding COVID-19
- Started and played in 27 games for the Sun.
- Ended with 523 points, 303 rebounds, 75 assists, 34 steals and 34 blocks.
- Four-time player of the week.
- Three-time player of the month and two consecutive (May, August, September).
- Peak Performer in rebounding as she concluded the season leading the league in rebounds at 11.2 per game.
- Jones has earned a double-double in 65% of her games this season and is top in the league this year. The last player to do this was Tina Charles back in 2011 as she earned 23 in 34 games played (67.6%).
- 18 double-doubles this season, her 50th career came in the win over Dallas (8/15). She earned a double-double in 65% of her games this season. The last player to do this was Tina Charles back in 2011 as she earned 23 in 34 games played (67.6%).
- Earned her 200th career block in the win over Phoenix (5/16) BLOCKS 5/16/21 vs. PHX.
- Brought down her 700th defensive rebound in the win over Indiana (5/19).
- Tallied her 2000th point against Minnesota (8/17).
- Grabbed her 1350 total rebound and is now fifth all-time in Connecticut Sun history passing Nykeshia Sales.
- Jonquel Jones also moved up in the Sun record books, taking sole possession of second on the all-time blocks list. Jones (232) and sits behind Taj McWilliams-Franklin (267) at first.
- Number 10th on the Connecticut sun games played list with 163.
- 11th WNBA player to record 9 career 20/14 games and the 12th player with a 20/14/3/2 game.
- Jones (2175) passed Shannon Johnson to become ninth on the Connecticut Sun all-time points list.
- Fifth player in WNBA history to have 30+ points, 14+ rebounds, 2+ steals and 3+ blocks.
- Part of the first pair of teammates to each have 20+ PTS / 10+ REB on 70% or better from the field in the same WNBA game (8/31 vs. Washington).
- Jones outrebounded the whole Washington team (6/29) which is only the second time a player has outrebounded an entire team in league history
- 1st WNBA player to average 19+ PPG (19.4), 11+ RPG (11.2), 1+ SPG (1.3), and 1+ BPG (1.3) in the regular season.
- 8th WNBA player to average 10+ PPG and 10+ RPG multiple times in their career.
- Third-time all-star appearance (2021, 2019, 2017)
- Finished in the MTN DEW 3-point contest at half-time of the all-star game
- Named 2021 Kia WNBA Most Valuable Player.
- Named 2021 AP WNBA Most Valuable Player.
- Named to the WNBA All-Defensive First Team
- Started and appeared in all four playoff games against Chicago Sky
- Finished the series with 65 points, 39 rebounds, 13 assists, 5 steals, and 9 blocks
- Averaged 16.3 points, 9.8 rebounds, 3.3 assists, 1.3

steals, and 2.3 blocks per game through four playoff competitions

- Recorded three double-doubles with 26 and 11 in game one (9/28), 10 and 10 in game three (10/3), and 25 and 11 in game four (10/6)
- Has had 7 double-double performances in career during playoff competition
- Shot 45.7% from the floor on 59 attempts, 44% from long range on 9 attempts, and 77% from the free throw line on 9 attempts
- Played a total of 140 minutes across 4 games, averaging 35 minutes per game
- Moved up to 6th all-time in three point attempts in Sun playoff history with 46
- Became 4th all-time in Sun playoff career rebounds with 144 and 5th all-time in defensive rebounding with 96 total
- Improved to 3rd all-time in blocked shots during playoff career, recording 21 total blocks in Sun history

2020 SEASON

- Opted out of the season due to concerns surrounding COVID-19

2019 SEASON

- Started in all 34 regular season games and all eight playoff competitions
- Selected as a 2019 WNBA All-Star
- Named to the All-WNBA Second Team for the second time in her career
- Named to the WNBA All-Defensive Team
- Finished the season with 497 points, 330 rebounds, 68 blocks, 52 assists and 43 steals
- Led the league in both total rebounds (330) and blocks (68)
- Averaged 14.6 points per game, 9.7 rebounds per game and 2.0 blocks per game during the regular season.
- Averaged 17.9 points, 10.4 rebounds and 1.5 blocks per game in the playoffs
- Recorded 35 games with double figures and 18 games with double-doubles
- Tallied her 1500th point against New York (8/4/19) and 1000th rebound against Las Vegas (8/23/19)
- Scored 32 points and grabbed 18 rebounds against the Washington Mystics (10/1/19) in the finals. She is one of two players to have at least 32 points and 16 rebounds in a finals game. Had the most points in the WNBA finals since 2011, which tied for 5th most points in a game in history.
- Grabbed nine offensive rebounds against the Washington Mystics (10/1/19) and broke the WNBA record for most offensive rebounds in a finals game. She tallied 18 total for the game and now sits 2nd for most rebounds in a finals game.
- Combined for 75 total points [Jonquel Jones (32), Courtney Williams (22) and Alyssa Thomas (21)] in game two of the WNBA Finals which set a new finals record for points scored by three players on the same team in a regulation game
- Moved up to 40th all-time on the All-Time Leaders list for





blocks with 198 total

- Named to 2019 WNBA All-Defensive First Team
- Earned 2019 WNBA Peak Performer Award for rebounding

2018 SEASON

- Appeared in 34 games with 16 starts
- Concluded the season with 401 total points, 188 rebounds, 57 assists and 55% field goal percentage
- Tallied 17 games in double figures including six games with 20 or more points
- Recorded two double-doubles
- Finished the year first on the team in blocks, third in points and third in rebounds
- Ranked in the Top 10 (No.8) in the league in total blocks during the regular season with 42
- Recorded a career-high seven assists against Los Angeles (8/19)
- Scored a season-high 27 points against Dallas (8/14)
- Named WNBA Sixth Woman of the Year

2017 SEASON

- Only Sun player to start all 34 games
- Set WNBA records for total rebounds (403), rebound average (11.9) and defensive rebounds (280)
- Tied for the WNBA lead with Sylvia Fowles in offensive rebounds (123)
- Led the league in rebounding from start to finish
- Led the WNBA with 20 double-doubles
- Only Tina Charles (2010, 2011, 2016) and Sylvia Fowles (2010, 2011) have ever had at least 20 double-doubles in a season
- Became just the 13th player in WNBA history to record a 20-20 game, collecting 23 points and 21 rebounds at Chicago (5/28)
- Just the second player in WNBA history – Tina Charles did it in 2010 – to have three 20-rebound games in a season
- Had a career-high 22 rebounds at Washington (8/29), 21 at Chicago (5/28) and 20 against Atlanta (5/13)
- Had career-highs of 29 points and 11 made field goals at Indiana (7/1), six assists at Washington (8/29), five blocks (twice) and 11 free throws against Dallas (8/12)
- Established new single-season career highs across the board, including minutes (970), made field goals (181), three-pointers (25), free throws (135), assists (50), steals (29) and blocks (50)
- Named to WNBA All-Second Team
- Earned first career WNBA All-Star selection
- Twice named WNBA Eastern Conference Player of the Week
- Scored in double figures 28 times with 10 games of 20 or more points
- Had 23 games with at least 10 rebounds
- Earned 2017 WNBA Peak Performer Award for rebounding

2016 SEASON

- Traded to the Connecticut Sun along with the 17th pick in the 2016 WNBA Draft in exchange for Chelsea Gray,

the 15th and 23rd picks in the 2016 WNBA Draft and Connecticut's first round pick in 2017

- Appeared in 34 games with six starts
- Scored in double-figures eight times
- Had two 20-point games and two double-doubles
- Had career-high 21 points with three made threes at Washington (9/18)
- Had career-high 11 rebounds at Minnesota (9/4)
- Made three-pointers in eight games
- Shot 11 of 33 from behind the arc...Averaged 6.3 points per game
- Led Sun with 38 blocks
- Was fourth on the team in total rebounds (126) and second in offensive rebounds (61)
- Averaged 14.6 points and 5.6 rebounds on 16-of-20 (80 percent) shooting in last three games
- Led Sun in rebounding five times

COLLEGE

- Led the nation in rebounding as a senior, averaging 14.6 per game
- Averaged 16.2 points in senior season, which ranked fourth in the Atlantic 10
- Also ranked second in the conference in blocks (3.3 per game)
- Was the only A-10 player to average a double-double for the third year in a row
- Had 18 double-doubles in 23 games as a senior
- Finished with 54 double-doubles in 84 games
- In program history, ranks third all-time in rebounds (961), fourth in scoring average (15.4 ppg) and fifth in blocked shots (177)
- Set a single-game program record with 26 rebounds against Iowa on November 27, 2015
- Just the third Colonial ever with 1,000 points, 800 rebounds and 100 blocks
- Was a two-time honorable All-American
- First George Washington player ever selected in first round of the WNBA Draft...Highest previous draft pick was Ugo Oha at No. 26 by the Connecticut Sun in 2004
- Transferred from Clemson after freshman year
- Including Clemson statistics, ended college career with 1,249 points and 1,041 rebounds

OVERSEAS COMPETITION

- Jones competed in Russia with UMMC Ekaterinburg during the 2021-2022 WNBA offseason. She helped the squad to an undefeated season, averaging 17 points, 9.9 rebounds, 4.7 assists, 1.5 steals and 2.5 blocks per game, including 11 double-double performances. Jones received the Player of the Week award for Round 13 of Russian League play following an 18 point and 17 rebound performance against Rostov. UMMC Ekaterinburg posted a 15-0 Russian League record and a 14-0 EuroLeague regular season record, placing 1st for postseason play, with help from Jones' 17 double-digit scoring games and 11 10+ rebounding games.
- In the 2021-2022 offseason, Jones also represented the Bosnia-Herzegovina National Team.



PLAYER BIOS



- In her four competitions, Jones averaged 31.5 points, 16.8 rebounds, and 4 assists. She posted a 44-point and 22 rebound performance in FIBA EuroBasket win over Belgium, and topped Japan 87-82 in another double-double with 36 points and 23 rebounds.
- During the 2021 WNBA season, Jonquel Jones missed five games to compete in EuroBasket and represented Bosnia and Herzegovina. During this stint, Jones led her team in both points and rebounds. She averaged 24.3 ppg, 17.0 rpg and was third on the team with 3.0 apg. Despite Jones breaking the EuroBasket record, she finished with 24 rebounds in her semifinal game against France.
- Jonquel Jones played with UMMC Ekaterinburg in Russia during the 2020-2021 off season. Jones played in 10 games and averaged 12.1 ppg, 7.7 rpg and shot 62.3%. This performance allowed her team to win the Russian Premier- league final against Dynamo Kursk to win their 15th title, 13th in a row. This team also won the EuroLeague Women championship.
- During the 2019-2020 off-season, Jonquel Jones played for UMMC Ekaterinburg in Russia. In the 10 games played, Jones averaged 10.7 points per game, 7.6 rebounds per game and shot 55.6%. Jones led her team in rebounds per game and had an efficiency of 16.4. UMMC was the Champion of Russia for the 2019-2020 season.
- Has two brothers (David and Tino) and four sisters (Danielle, Niya, Juanita and Prestina)
- Led Riverdale Baptist to a 35-2 record, a National Christian High School championship and a No. 6 ranking in the POWERADE FAB 50 as a senior
- Ranked as the No. 17 overall prospect and No. 4 post player in her class by ESPN HoopGurlz
- Averaged 15.7 points and 15.6 rebounds per game as a senior
- 2012 Gatorade Maryland Player of the Year; Washington Post All-Met Player of the Year and Gazette Player of the Year
- Selected to play in the 2012 WBCA All-America Game
- McDonald's All-America nominee
- Named to the All-Tournament Teams of the Nike Tournament of Champions and NACA Tournament

PERSONAL

- Born in Freeport, Bahamas
- Full name is Jonquel Orthea Jones
- Daughter of Ettamae and Preston Jones

JONQUEL JONES-CAREER REGULAR SEASON TOTALS																
SEASON	TEAM	G	GS	MIN	FGM-A	3PM-A	FTM-A	OREB	DREB	REB	AST	STL	BLK	TO	PF	PTS
2016	CON	34	6	479	85 - 160	11 - 33	51 - 69	61	65	126	22	22	38	25	72	232
2017	CON	34	34	970	181 - 339	25 - 56	135 - 165	123	280	403	50	29	50	57	115	522
2018	CON	34	16	697	149 - 271	50 - 107	53 - 79	71	117	188	57	15	42	55	99	401
2019	CON	34	34	980	173 - 386	43 - 139	108 - 132	113	217	330	52	43	68	66	96	497
2021	CON	27	27	856	192 - 373	42 - 116	97 - 121	67	236	303	75	34	34	78	84	523
Career		163	117	3982	780 - 1529	171 - 451	444 - 566	435	915		256	143	232	281	466	

JONQUEL JONES-CAREER PLAYOFF TOTALS																
SEASON	TEAM	G	GS	MIN	FGM-A	3PM-A	FTM-A	OREB	DREB	REB	AST	STL	BLK	TO	PF	PTS
2017	CON	1	1	39	5 - 13	2 - 5	7 - 8	5	10	15	2	0	0	1	5	19
2018	CON	1	1	26	6 - 9	0 - 2	1 - 1	2	5	7	7	0	0	0	2	13
2019	CON	8	8	260	56 - 106	8 - 30	23 - 30	31	52	83	16	5	12	15	24	143
2021	CON	4	4	140	27 - 59	4 - 9	7 - 9	10	29	39	13	5	9	8	6	65
Career		14	14	465	94 - 187	14 - 46	38 - 48	48	96	144	38	10	21	24	37	240





ALYSSA THOMAS

#25

HEIGHT: 6-2 **WEIGHT:** 190LBS **DOB:** APR. 12, 1992 **SHOOTS:** RIGHT

SCHOOL: MARYLAND **POS:** FORWARD

ACQUIRED: SELECTED BY THE NEW YORK LIBERTY WITH THE FOURTH OVERALL PICK IN THE 2014 WNBA DRAFT...TRADED TO THE SUN

JUST AFTER BEING SELECTED ALONG WITH KELSEY BONE AND NEW YORK'S FIRST ROUND PICK IN THE 2015 WNBA DRAFT FOR TINA CHARLES

WNBA

- Has played in 204 regular season games with 194 starts
- Career totals include 2366 points, 1370 rebounds, 611 assists and 297 steals
- Sits sixth in Connecticut Sun history for all-time points (2366), sixth in franchise history in games played (204) and fifth in all-time assists (611).
- Quick forward can also beat defenders off the dribble
- Strong athlete
- Great jumping ability
- Can finish from difficult positions
- Very good rebounder who contests well in traffic
- Recorded 1,300th career rebound against Los Angeles (8/28/20)
- Dished out 600th career assist against Phoenix (9/7/20)
- Scored 2,000th point against New York (8/30/19)
- Grabbed 1,000th career rebound against Minnesota (7/6/19)
- Tallied 500th career assist against Dallas (9/4/19)
- WNBA All-Defensive First Team (2020)
- 2x WNBA All-Defensive Second Team (2017, 2019)
- 2x WNBA All Star (2017, 2019)

- Played in the final two regular season games and totaled 35 minutes, 11 points, 10 rebounds, four assists and one steal.
- Played in all four playoff games against Chicago Sky
- Totaled 47 points, 24 rebounds, 15 assists, 6 steals and 2 blocks throughout the series
- Averaged 11.8 points, 6 rebounds, 3.8 assists, 1.5 steals, and 0.5 blocks per game
- Recorded a double-double in the second game of the series (9/30) with 15 points and 11 rebounds, becoming her 8th double-double in playoff competition career
- Was 40.8% from the floor shooting 20-49, and 64% from the free throw line going 7-11
- Recorded 93 minutes played during the series, averaging 23 minutes per game
- Surpassed Katie Douglas to become 4th all-time in playoff career free throws made and free throws attempted in Sun playoff history, with 67 and 88 respectively
- Became 2nd all-time in Sun playoff total rebounds and defensive rebounds with a total of 168 and 115, respectively
- Improved to 2nd all-time in career playoff steals, totaling 39 during playoff competition

2020 SEASON

- Appeared in 21 of the team's 22 regular season games, starting in each of them. Also started in all seven of the Sun's playoff games. Missed her first game since the 2018 season on Sept. 3 against the Las Vegas Aces.

2021 SEASON

- Missed the first 30 games of the season as she was recovering from an Achilles injury that she suffered in January 2021.

REGULAR SEASON CAREER HIGHS		
PER GAME HIGHS	SEASON (LIMITED DUE TO INJURY)	CAREER
Points	6 (New York - 9/15/2021)	28 (2 Times)
Rebounds	7 (Atlanta - 9/19/2021)	18 (Los Angeles - 7/30/2020)
Defensive Rebounds	6 (Atlanta - 9/19/2021)	14 (Los Angeles - 7/30/2020)
Offensive Rebounds	1 (Atlanta - 9/19/2021)	8 (Phoenix - 6/19/2015)
Assists	3 (Atlanta - 9/19/2021)	10 (Phoenix - 7/13/2018)
Blocks	-	4 (San Antonio - 6/3/2017)
Steals	1 (New York - 9/15/2021)	7 (San Antonio - 7/5/2017)
Field Goals Made	3 (New York - 9/15/2021)	12 (Dallas - 6/26/2019)
Field Goals Attempted	8 (New York - 9/15/2021)	20 (Washington - 8/29/2017)
Three Point Field Goals Made	-	1 (San Antonio - 8/1/2014)
Three Point Field Goals Attempted	-	1 (Many Times)
Minutes Played	19 (Atlanta - 9/19/2021)	43 (Phoenix - 9/9/2020)





- Played in her 200th career regular season game. Has now appeared in 201 regular season games and has started 194 of them.
- Sits fifth in Connecticut Sun history for all-time points (2352), fifth in franchise history in games played (201) and fifth in all-time assists (608).
- Finished the season with 325 points, 190 rebounds, 101 assists and 42 steals.
- Averaged a career-high 15.5 points and 9.0 rebounds during the regular season including a career-high 4.8 assists and 2.0 steals per game.
- Matched her career-high 28 points against Washington (7/28) in the second game of the season.
- Finished the season with her 29th career double-double after recording seven during the regular season.
- Grabbed a career-high 18 rebounds against Los Angeles (7/30) in the third game of the season.
- Tallied her 1300th career rebounds and 600th career assist.
- She is 1-of-56 players in WNBA history to have amassed at least 2200 points and 1300 rebounds and 1-of-30 players with at least 2200 points, 1300 rebounds and 600 assists.
- Scored 127 points in seven games during the post season as well as 57 rebounds, 28 assists and 12 steals.
- Recorded a postseason career-high 28 points against Chicago (9/15) and matched her career-high 13 rebounds against Chicago (9/15).
- Grabbed 10 offensive rebounds and set a new WNBA playoff record.
- Tallied three double-doubles during the postseason and now has the most playoff career double-doubles in franchise history with nine.
- Named to the WNBA All-Defensive first team for the first time in her career.
- Named Eastern Conference Player of the Week (8/31)
- Named AP All-WNBA Second Team

2019 SEASON

- Appeared in 34 regular season games with 34 starts. Started in all eight post-season contests for the Sun.
- Concluded the season with 396 points, 264 rebounds, 105 assists
- Ranked sixth in the league in total rebounding and third in total steals
- Finished third on the team in points, second in rebounds, third in assists and first in steals
- Tallied 21 games with double-figures
- Finished with 12 double-doubles including five in the playoffs.
- Recorded a career-high 28 points and 12 FGM against Dallas (6/26/19)
- Set a WNBA finals record for total assists with 38.
- Set a WNBA finals record for assists in a quarter after recording seven against the Washington Mystics in game four of the series. Thomas also tied the WNBA finals record for assists in a half with eight.
- Set a new record for total minutes in a WNBA finals series with 196:29 total minutes played.
- Averaged 18.4 points, 9.2 rebounds, 7.6 assists and is the only player to average 15+ points, 7+ rebounds, and 7+ assists in the WNBA finals.

- Combined for 75 total points in game two of the WNBA Finals which set a new finals record for points scored by three players on the same team in a regulation game. (Alyssa Thomas [21], Jonquel Jones [32], Courtney Williams [22])
- Named a 2019 WNBA All-Star
- Selected to 2019 WNBA All-Defensive Second Team

2018 SEASON

- Started in all 24 regular season contests for the Sun.
- Finished the season with 248 points, 195 rebounds, 101 assists
- Finished second on the team in rebounds, third in steals and top five in scoring
- Recorded six double-doubles and reached double-figures in 14 contests
- Tallied a career-high 10 assists against Phoenix (7/13/18)

2017 SEASON

- Appeared in 33 games with 33 starts
- Missed game at Indiana (5/20) because of concussion protocol
- Averaged career-high 14.8 points
- Led the Sun with career highs of 147 assists, 188 made field goals, 52 steals and 982 minutes
- Second on the team with career-highs of 225 rebounds, 114 made free throws and 13 blocks
- Had five double-doubles
- Had at least five assists in 20 games
- Had five games with at least eight assists
- Had a career-high 26 points with 10 rebounds and five assists at Washington (8/29)
- Had a career-high 13 rebounds against Dallas (8/12)
- Tied a franchise record with a career-high seven steals at San Antonio (7/5)
- Had a career-high nine assists against Seattle (6/29)
- Scored in double figures 27 times, including streaks of 14 games and 12 games in a row
- Scored 1,000th career point against Minnesota (6/17)
- Earned first WNBA All Star selection
- Selected to 2017 WNBA All-Defensive Second Team
- Twice named Eastern Conference Player of the Week

2016 SEASON

- Appeared in 31 games with 31 starts
- Missed three games with a concussion suffered at Atlanta (6/12)
- Set new career highs for points (343), scoring average (11.1 ppg.), rebounds (187), rebound average (6.0 rpg.), assists (70), assist average (2.3 apg.), steals (44), field goals (130), free throw attempts (131) and field goal percentage (48.7)
- Had two double-doubles
- Scored in double-figures 19 times
- Had season-high 12 rebounds against Los Angeles (7/15)
- Had season-high seven assists twice

2015 SEASON

- Appeared in 24 games with 23 starts
- Missed 10 games with shoulder injury suffered against





- Tulsa (8/12)*
- Returned to average nine points and six rebounds in last two games*
- Second on the team in rebound average (5.3 rpg.)*
- Third on the team in scoring average (8.8 ppg.)*
- Led the Sun in free throws made (72) and attempted (104), despite missing 10 games*
- Led the Sun in offensive rebounds (61)*
- Tied a then career-high with 11 rebounds at Washington (8/9)*
- Had a career-high eight offensive rebounds at Phoenix (6/19)*
- Had a career high eight defensive rebounds at Los Angeles (6/21)*
- Had 12 double-figure scoring games, including four in a row from June 11-19th*
- Played career-high 40 minutes at Phoenix (6/19)*
- Had 12 games with five or more rebounds*
- Averaged over seven rebounds during six-game stretch from 6/16-7/2*

2014 SEASON

- Appeared in 34 games with 28 starts*
- Was second on the team in minutes (927)*
- One of the top rookies in the Class of 2014*
- Voted to WNBA All-Rookie team*
- Ranked third on the Sun in rebounds (5.1 per game), and fourth on the team in scoring (10 ppg.)*
- Reached double figures 15 times, including eight of the last nine games*
- Scored a career-high 24 points against Tulsa (7/3)*
- Collected first double-double with 23 points and a career-high 11 rebounds in a victory over Chicago (6/25)*
- Had 18 games with five or more rebounds*

OVERSEAS COMPETITION

- Thomas spent the 2021-2022 offseason competing in the Czech League with USK Praha. She averaged 12.6 points, 9 rebounds, 6.1 assists, and 2.7 steals per game, and notched eight double-doubles, one triple-double, and one quadruple-double. In February, Thomas was named the EuroLeague MVP of the Month, while she averaged 18 points, 13 rebounds, 7 assists, and 1.5 steals throughout the month. She helped the team to the Czech League Championship, and also finished 4th overall in EuroLeague competition.*
- Thomas also represented USA Basketball in the FIBA Women's Basketball World Cup Qualifying Tournament, where she posted 12 points, 10 rebounds, 10 assists, and 6 steals across two competitions. She led in steals, was second in assists, and tied for third in rebounding during the run.*
- During the 2020-2021 run, Thomas played in three games with the team before she suffered a season ending achilles injury. Prior to the injury, Thomas averaged 15.7 ppg, 13.7 rpg and 8.0 apg. Her team finished with a ZBL title.*
- The 2019-2020 season was another successful one for Thomas as she led in two categories and was second in another. She led her team in ppg and rpg with 18.3 and 11.4. Thomas was second in apg with 4.2. Thomas also led the league with most points scored in a single game with 31 and was second in rebounds when she pulled down 19 in a single game.*

- During her 2018-2019 off-season, Alyssa Thomas played with ZVVZ USK Praha. In 2018-2019, Thomas led her team in three categories, points per game, rebounds per game and assists per game. She finished with 16.9 ppg, 10.4 rpg and 4.6 apg.*
- Returned to South Korea for the 2016-17 offseason, averaging 15.3 points and 10.3 rebounds in 28 games for Samsung Life Blue Minx*
- Averaged 16 points and 10.1 rebounds per game in Turkey for Yakin Dogu in 2015-16*
- Played in South Korea during the 2014-15 offseason for KEB Hanabank Bucheon*
- Averaged 19.0 points, 11.1 rebounds and 3.6 assists in 30 game*

COLLEGE HIGHLIGHTS

- Three-time AAC Player of the Year*
- Two-time WBCA Coaches' All-American*
- First Team AP All-American as a senior*
- Second Team AP All-American as a junior*
- 2011 AAC Rookie of the Year*
- Wrapped up her career at Maryland as the all-time leader in eight statistical categories – games started (135), points (2,356), points per game (17.5), field goals made (890), field goals attempted (1,868), free throws made (557), rebounds (1,235) and double-doubles (60)*
- Her scoring and rebounding totals are the most for any Maryland player, male or female*
- Had six triple-doubles in her career*
- Is just one of three players in NCAA history to have six or more triple-doubles in her career*
- Three-time All-ACC Tournament Team member*
- ACC Tournament MVP in 2012*
- Nine-time ACC Player of the Week*
- Seven time ACC Rookie of the Week as a freshman*
- Ninth player in Maryland program history to have her jersey honored in the rafters on March 2, 2014*
- Helped lead the Terrapins to a record of 109-28 during her career, including four NCAA Tournament appearances, three Sweet Sixteens, two Elite Eights and the 2014 Final Four*

PERSONAL

- Daughter of Bobby Thomas and Tina Klotzbeecheer-Thomas*
- Has two siblings, Devin and Alexia*
- Devin played basketball at Wake Forest*
- Alyssa's block vs. Duke was No. 1 three days later*
- Family Science major*
- Sports hero is Michael Jordan*
- 2010 Parade All-American 1st team*
- Unanimous 2010 ESPN All-American*
- 2010 USA Today All-American*
- 2010 Pennsylvania AAAA State Player of the Year*
- Three-time Penn. AAAA 1st team All-State (2008, '09, '10)*
- Averaged 24.3 points per game and 12.8 rebounds per game as a senior*
- Finished as school's all-time leading scorer accumulating 2,291 points*
- Amassed 1,390 rebounds, 452 assists and 372 steals*
- Part of high school's all-time winningest class with 106 victories in four years*
- Made All-District all four years*
- District MVP in 2009 and 2010*





ALYSSA THOMAS-CAREER REGULAR SEASON TOTALS																
SEASON	TEAM	G	GS	MIN	FGM-A	3PM-A	FTM-A	OREB	DREB	REB	AST	STL	BLK	TO	PF	PTS
2014	CON	34	28	927	126 - 290	2 - 6	87 - 115	63	111	174	51	35	7	58	70	340
2015	CON	24	23	623	69 - 168	0 - 0	72 - 104	61	65	126	33	29	5	42	65	210
2016	CON	31	31	840	130 - 267	0 - 0	83 - 131	62	125	187	70	44	6	75	81	343
2017	CON	33	33	982	188 - 369	0 - 3	114 - 201	47	178	225	147	52	13	98	105	490
2018	CON	24	24	734	98 - 211	0 - 1	52 - 95	47	148	195	101	28	10	48	69	248
2019	CON	34	34	1026	168 - 333	0 - 1	60 - 121	83	181	264	105	66	13	69	96	396
2020	CON	21	21	689	122 - 244	0 - 1	81 - 118	39	151	190	101	42	6	52	59	325
2021	CON	2	0	35	4 - 15	0 - 0	3 - 4	1	9	10	4	1	0	3	4	11
Career		204	194	5858	905 - 1897	1 - 11	552 - 889	403	968	1371	612	297	60	445	549	2363

ALYSSA THOMAS-CAREER PLAYOFF TOTALS																
SEASON	TEAM	G	GS	MIN	FGM-A	3PM-A	FTM-A	OREB	DREB	REB	AST	STL	BLK	TO	PF	PTS
2017	CON	1	1	32	8 - 12	0 - 0	4 - 6	3	7	10	1	2	0	6	4	20
2018	CON	1	1	35	7 - 13	0 - 0	3 - 3	1	2	3	3	0	0	1	3	17
2019	CON	8	8	296	50 - 94	0 - 0	28 - 36	18	56	74	53	19	1	17	32	128
2020	CON	7	7	227	51 - 99	0 - 0	25 - 32	21	36	57	28	12	3	15	22	127
2021	CON	4	0	93	20-49	0-1	7-11	10	14	24	15	6	2	5	9	47
Career		21	17	683	136 - 267	0 - 1	67 - 88	53	115	168	100	39	6	44	70	339





JASMINE THOMAS

#5

HEIGHT: 5-9 **WEIGHT:** 143LBS **DOB:** SEP. 30, 1989 **SHOOTS:** RIGHT
SCHOOL: DUKE **POS:** GUARD

ACQUIRED: SELECTED BY THE SEATTLE STORM WITH THE 12TH PICK OVERALL IN THE FIRST ROUND OF THE 2011 WNBA DRAFT. LATER TRADED TO MYSTICS ON APRIL 29, 2011. TRADED TO DREAM IN 2013 AND RE-SIGNED IN 2015. MONTHS LATER TRADED TO SUN.

WNBA

- Has played in 353 games with 297 starts
- Career totals include 3404 points, 1299 assists, 982 rebounds and 382 steals
- Surpassed Lindsay Whalen (979) to become the Connecticut Sun All-Time Assists Leader (1299)
- Competed in her 300th career game in the win against Seattle (8/27). She is the 81st player to reach that mark.
- Tallied 1000th assist against Minnesota (7/6/19)
- Sits 15th on the WNBA all-time assists list (1299)
- Smart, durable point guard who played first 204 games of her WNBA career before missing a game at Indiana (5/20/17)
- Has great leadership qualities
- Athletic and relentless defender
- Hard worker has steadily improved her skills
- Earned WNBA All Star recognition for the first time in 2017
- Surpassed 750 career assists at Washington (8/29/17)
- Scored her 2,000th career point against Phoenix (8/12/17)
- Sits at 5th in most career points in Sun history (2456), and 6th for most games scoring in double figures in Sun history (124)
- Scored 3000th career point in a 15-point effort against Chicago (8/14/20)
- Received August WNBA Cares Community Assist Award in 2019
- Finished second in the WNBA with career-best assist average (5.1 per game) in 2016
- Two-time All-Defensive First Team selection (2019, 2018, 2017)
- Two-Time All-Defensive Second Team (2021, 2016)
- Fifth overall on the Connecticut Sun all-time points list (2456) and all-time steals list (283).

2021 SEASON

- Started and played in 30 games for the Sun and totaled 887 minutes.
- Ended the regular season with 317 points, 121 assists, 73 rebounds, 39 steals and 42 three-pointers made.
- 14 games with at least 10 points.
- Two games with at least 20 points, season high 21 points at Washington 6/29 where she made a career seven three-point field goals.
- Season high nine assists in the win over New York (6/5).
- Community assist award for the month of June.
- Surpassed Lindsay Whalen to become the Connecticut Sun All-Time Assists Leader (979).
- Jasmine Thomas moved past Katie Smith to become 15th all-time in WNBA history for assists (1,298).

REGULAR SEASON CAREER HIGHS		
PER GAME HIGHS	SEASON	CAREER
Points	21 (Washington - 6/29/2021)	30 (Las Vegas - 8/5/2018)
Rebounds	9 (Las Vegas - 5/23/2021)	9 (Las Vegas - 5/23/2021)
Defensive Rebounds	8 (Las Vegas - 5/23/2021)	8 (Las Vegas - 5/23/2021)
Offensive Rebounds	2 (2 Times)	3 (Many Times)
Assists	9 (New York - 6/5/2021)	11 (2 Times)
Blocks	2 (Dallas - 6/22/2021)	4 (New York - 8/29/2015)
Steals	4 (2 Times)	7 (Atlanta - 6/7/2015)
Field Goals Made	8 (2 Times)	12 (2 Times)
Field Goals Attempted	14 (2 Times)	20 (2 Times)
Three Point Field Goals Made	7 (Washington - 6/29/2021)	7 (Washington - 6/29/2021)
Three Point Field Goals Attempted	9 (Washington - 6/29/2021)	10 (New York - 6/23/2017)
Minutes Played	41 (Seattle - 5/25/2021)	45 (Washington - 6/14/2016)





- Recipient of the first annual Gladys Tantaquidgeon award (9/19) presented by the Mohegan Tribe. This recipient embodies the qualities of Gladys Tantaquidgeon in so far as she; Brings positive energy and good spirits to her team, demonstrates an optimistic world view, is a champion of social justice, approaches life with character and integrity and inspires and motivates good works in others.
- Named to the WNBA All-Defensive Second Team.
- Started and played in all four playoff games against Chicago Sky
- Totaled 33 points, 13 rebounds, 14 assists, 8 steals and 2 blocks during the series
- Averaged 8.3 points, 3.3 rebounds, 3.5 assists, 2 steals, and 0.5 blocks per game
- Shot 25.5% from the floor (11-43), 22% from three (4-18), and 77% from the free throw line (7-9)
- Played a total of 137 minutes across four games, averaging 34 minutes per game
- Totaled 104 field goals made in playoff career, surpassing Lindsay Whalen for most all-time in Sun playoff history.
- Contributed 12 points in the team's lone win of the series (9/30), shooting 5-10 from the floor, including 2-3 from three.

2020 SEASON

- Competed and started in 19 of the team's 22 regular season games and started in all seven playoff games.
- Missed three games due to plantar fasciitis. She has now only missed five games during her career. The first game missed (9/1) ended her streak of 93 consecutive games played.
- Finished the season with 194 points, 76 assists, 24 steals and 33 rebounds. Ranked fourth on the team in total points, second in assists and fourth in steals.
- She averaged 10.2 points per game, 4.0 assists, and 1.3 steals and shot 40.1% from the field and 91.3 from the foul line.
- Scored a season-high 22 points against Chicago (8/8) and dished out a season high nine assists against Dallas (8/6).
- Ranks 8th all-time in Connecticut Sun history for points (2139), seventh for all-time games played (187) and second in all-time assists (858).
- Sits 18th on the WNBA all-time assists list (1177)
- During the playoffs she scored a career-high 31 points on a career-high 13 FGM against Las Vegas (9/20) and finished with a total of 103 points.
- Made a postseason and regular season best six three pointers against Las Vegas (9/27).
- Finished the postseason first on the team in assists (31) and third in points.

2019 SEASON

- Started in all 34 regular season games and eight playoff games.
- Averaged 11.1 points per game, 5.1 assists per game, 2.9 rebounds per game and a 39.2 FG%.
- Finished with 379 points on the team ranking her fourth among teammates
- Dished out 175 assists placing her first on the team and

- fifth in the league
- Recorded 48 steals which put her in a three-way tie for sixth in the league and second on the team
- Competed in her 300th career game in the win against Seattle (8/27). She is the 81st player to reach that mark.
- Tallied 1000th assist against Minnesota (7/6/19)
- Scored a regular season-high 19 points and 11 assists against Dallas (6/26/19) and a playoff-high 29 points against LA (9/19/19)
- Tallied one double-double and scored in double figures 26 times including four times in the playoffs.
- Moved to 21st on the All-Time Leaders in Assists list. She has a total of 1101.
- Named to 2019 WNBA All-Defensive First Team
- Received August WNBA Cares Community Assist Award

2018 SEASON

- Appeared in 34 regular season games for the season with 34 starts
- Finished the year with 437 points, 163 assists, 111 rebounds and 37 steals
- Averaged 12.9 points per game, 4.8 assists per game, 3.3 rebounds per game and finished with a 39.8 FG%
- She ranked second on the team in scoring, first in assists and steals and fifth in rebounds
- Concluded the season ranked sixth in the league in assists
- Scored a career-high 30 points against Las Vegas (8/5/18)
- Tallied 24 games in double-figures including four games over 25 points
- Named to WNBA All-Defensive First Team

2017 SEASON

- Appeared in 32 games with 31 starts
- Missed one game to attend a wedding (at Indiana, 5/20) and one game because of an ankle injury (Seattle, 8/8)
- Averaged career-high 14.2 points per game
- Second on the Sun with career-highs of 54 made threes and 51 steals
- Ranked seventh in the WNBA in three-point shooting percentage (.403)
- Had 13 multiple three-point games
- Second on the Sun in assists (139) and third in scoring
- Scored a career-high 29 points against Seattle (6/29)
- Had a career-high 11 assists against Atlanta (6/10)
- Made a career-high 12 shots against the Storm (6/29)
- Had career-high five made threes at Minnesota (5/23)
- Scored in double figures 26 times
- Scored 20 or more points five times
- Scored her 2,000th career point against Phoenix (8/12)
- Had 14 games with at least five assists
- Recorded career assist No. 750 at Washington (8/29)
- Had played every game since entering the WNBA (205 straight) until missing game at Indiana (5/20) to attend her brother's wedding
- Earned first WNBA All Star selection
- Earned one Eastern Conference Player of the Week selection





2016 SEASON

- Started all 34 games for the second straight year
- Finished second in the WNBA with career-best assist average (5.1 per game)
- Was third on Sun in scoring average (11.7ppg)
- Overwhelmingly surpassed career year of 2015 with new benchmarks for points (398), scoring average, steals (43), assists (172), rebounds (140), made free throws (68), made field goals (150) and minutes (1,091)
- Single-season high of 21 double-figure scoring games
- Narrowly missed triple double with 11 points, career-high 10 assists and career-high-tying nine rebounds against San Antonio (6/19)
- Had 10th rebound in hands for a second after missed free throw at end of game, but couldn't hold on
- Tied career-high with 21 points against Indiana (9/13)
- Tied career high with nine rebounds (twice)
- Tied career-high with three made threes against Fever (9/13)
- Set new career-high for minutes (45) against Washington (6/14)
- Tied career high with eight made field goals at Dallas (7/20)
- Had 19 games with at least five assists
- Led Sun in scoring five times
- Led Sun in rebounds four times

2015 SEASON

- Traded to the Connecticut Sun on April 16, 2015 in exchange for Brittany Hrynko
- One of two Sun players to start all 34 games
- Set new single-season career highs for assists (133), rebounds (127), defensive rebounds (108), steals (41), blocked shots (14) and minutes (907)
- Second time she has had 100 assists and rebounds in a season
- Scored 1000th career point at Seattle (6/16)
- Collected 100th career steal at Washington (6/5)
- Set new franchise record with a career-high seven steals at Atlanta (6/7)
- Set new single-game career high with eight made free throws on eight attempts against Los Angeles (6/26)
- Had career-high 21 points against Phoenix (8/27)
- Tied career-high with eight assists at San Antonio (9/4) and Washington (8/7)
- Had 19 assists with just five turnovers in last three games
- Scored in double figures 11 times

2014 SEASON

- Played in all 34 games, starting 23
- Averaged 4.8 points, 2.1 rebounds and 1.6 assists per game
- Scored in double-figures five times
- Recorded season-highs in points (17) and assists (4) with four rebounds against Indiana (5/25)
- Averaged 7.3 points, 3.0 rebounds and 3.3 assists in three playoff games, including two starts
- Had nine points, seven boards and six assists in Game 2 victory over Chicago

2013 SEASON WITH ATLANTA

- Traded to the Atlanta Dream on Feb. 19, 2013
- Played in all 34 games, starting 29
- Averaged career-bests of 8.5 points, three rebounds and 3.1 assists
- Ranked second on the team and 15th in the WNBA in assists
- Had 12 double-figure scoring games, including tying her career best with 19 points Sept. 2 vs. Los Angeles
- Led the team in assists and steals six times each
- Started all eight playoff games, averaging 6.4 points, 2.9 rebounds and 2.0 assists

2012 SEASON WITH WASHINGTON

- Played in all 34 games, starting 23
- Averaged 8.2 points, 2.8 assists and 2.4 rebounds per game
- Finished the season strong, averaging 11.8 points, 3.0 boards and 2.9 assists in nine September games
- Scored in double figures 10 times, including a season-high 18 at New York (9/1)
- Had a career-best eight assists Aug. 19 vs. Chicago
- Led the team in assists nine times, and in scoring twice

2011 SEASON WITH WASHINGTON

- Traded to the Washington Mystics on April 29, 2011
- Played in all 34 games, starting last six
- Finished sixth among all rookies in minutes per game (19.3), seventh in points per game (6.4), and fourth in assists per game (1.88)
- Scored a career-high 19 points on Sept. 2 at Atlanta
- Dished out a then-career-high five assists on four occasions
- Led team in scoring in two games
- Led team in assists seven times
- Posted eight double-figure scoring games
- Played a career-high 38 minutes in her first start of the season against Minnesota (8/30)

OVERSEAS COMPETITION

- Competed in Turkey with Fenerbahce for the beginning of the 2021-2022 offseason before switching to CBK Mersin. As of April 11, Thomas averaged 12.1 points, 3.8 rebounds, 4 assists, and 2.2 steals during the offseason. She posted a season-high 11 assists in game two of the Eurocup Round of Sixteen, and scored in double digits in over 15 games. CBK Mersin closed out the season in 4th overall in Eurocup standings with a record of 13-3.
- Averaged 16.5 points, 7.2 rebounds and 6.1 assists in Israel with Bnot Hertzeliya in 2015-16
- Spent the 2014-15 offseason in Turkey with Ormanspor, where she averaged 8.1 points, 2.8 rebounds and 2.1 assists
- Played in Russia for Chevakata Vologda in 2012-13, where she averaged 8.0 points, 3.8 rebounds and 2.3 assists in 23 Russian League games and 10.7 points, 3.4 rebounds and 3.1 assists in 12 EuroCup games
- Averaged 11.1 points, 4.6 rebounds and 7.2 assists in EuroLeague games and 12.2 points, 4.6 rebounds and





2.3 assists in league play for Slovakian League member Brno in the 2011-12 offseason

COLLEGE HIGHLIGHTS

- *Trained with the USA National team during April of 2010 as a member of the USA Select Team*
- *Started 120-of-137 games played in her four years*
- *Finished her career starting 96 straight contests*
- *Became just the fourth Blue Devil to notch over 1,300 points, 400 rebounds, 400 assists, 200 steals and 50 blocks (Alana Beard, Monique Currie and Katie Meier)*
- *One of only two Blue Devils to notch 100 or more steals in a single season (Alana Beard)*
- *Named an Academic All-American as a junior and senior, and Academic All-District as a sophomore*
- *Became the first Blue Devil to be named Academic All-America on two occasions*
- *Received the Kay Yow Award as the Women's Basketball Scholar-Athlete of the Year as a junior and senior*
- *In 51 games against ranked opponents, posted double-figure scoring 39 times, including ten 20+ scoring contests*
- *Became only the second Blue Devil to be named ACC Tournament MVP on two occasions (Iciss Tillis)*
- *Ranked seventh in Duke history in career points (1,704) and field goals made (629), second in field goals attempted (1,674), three-point field goals attempted (538) and minutes (4,109), third in three-point field goals made (180) and steals (287), tied for fourth in games started (120), fifth in assists (449) and tied for fifth in games played (137)*
- *Ranked eighth and 10th in Duke single-season scoring with 577 points in 2009-10 and 543 points in 2010-11*
- *Second and third in season field goals attempted with 532 in the 2009-10 season and 513 in 2010-11*
- *Tied for third and fifth in three-point field goals with 65 in 2010-11 and 63 in 2009-10*
- *Fifth and sixth in three-point field goals attempted with 177 in 2009-10 and 166 in 2010-11*
- *Eighth in assists with 146 in 2009-10*
- *Fourth and tied for fifth in steals with 100 in 2009-10 and 85 in 2010-11*
- *First and second in season minutes with 1,172 in 2010-11 and 1,168 in 2009-10*

PERSONAL

- *Full name is Jasmine Loretta Thomas*
- *Born September 30, 1989 in Fairfax, Va.*
- *Daughter of Johnnie and Sharon Thomas*
- *Has one brother, Darrell*
- *Four-year letter-winner at Oakton High School in Vienna, Va., where she led her squad to a 101-11 mark*
- *Named 2007 EA Sports, USA Today, Street & Smith's and Parade first team All-American*
- *Gatorade State Player of the Year, AP State Player of the Year and D.C. All-Met Player of the Year as a senior*
- *McDonald's All-American*
- *Named MVP of the McDonald's game with 16*

- *points, nine rebounds and six assists*
- *Played in the WBCA H.S. All-America game scoring nine points and totaling five rebounds*
- *Two-time District Defensive Player of the Year as a junior and senior*
- *Earned four-time All-District, District Player of the Year, first team All-Defensive, District Tournament Team, first team All-Region, Region Player of the Year, VHSCA first team All-State and Associated Press (AP) AAA first team All-State*
- *Collected career totals of 2,598 points (23.2), 910 rebounds (8.1), 519 steals (4.6), 504 assists (4.4) and 181 blocks (1.6)*
- *Over her career, notched five triple-doubles, including two during her senior year*
- *In the state record books, she was second in points (2,598), third in assists (504), third in steals (519) and 10th in three-point field goals made (124)*
- *Registered 56 career double-doubles*
- *Led Oakton to the regular season championship each of her four years and district tournament championship as a sophomore, junior and senior*
- *Set school game records for points (36), assists (12), steals (11) and rebounds (17)*
- *Set school season records for points (781)*
- *Notched school career records for points, assists, steals and rebounds*
- *As a senior, averaged 26.2 points, 8.2 rebounds, 5.1 steals, 4.8 assists and 1.5 blocks*
- *Her 781 points as a senior ranked sixth all-time in state history*
- *Led Oakton to a 27-3 mark and totaled 16 double-doubles during senior year*
- *Named Sportswoman of the Year by the Fairfax County Women in Sports Awards*



PLAYER BIOS



JASMINE THOMAS-CAREER REGULAR SEASON TOTALS																
SEASON	TEAM	G	GS	MIN	FGM-A	3PM-A	FTM-A	OREB	DREB	REB	AST	STL	BLK	TO	PF	PTS
2011	WAS	34	6	655	85 - 241	24 - 77	24 - 36	13	60	73	64	25	9	55	60	218
2012	WAS	34	23	763	107 - 282	35 - 96	29 - 43	14	67	81	94	29	7	74	52	278
2013	ATL	34	29	935	120 - 334	16 - 74	32 - 46	24	79	103	106	29	9	71	63	288
2014	ATL	34	23	594	61 - 189	12 - 47	30 - 42	18	52	70	55	16	5	38	46	164
2015	CON	34	34	907	100 - 305	31 - 104	47 - 60	19	108	127	133	41	14	77	74	278
2016	CON	34	34	1091	150 - 368	30 - 101	68 - 79	25	115	140	172	43	12	86	88	398
2017	CON	32	31	902	171 - 406	54 - 134	57 - 73	13	61	74	139	51	4	76	52	453
2018	CON	34	34	956	160 - 402	46 - 148	71 - 83	26	85	111	163	37	8	85	70	437
2019	CON	34	34	1009	139 - 355	45 - 123	56 - 70	19	78	97	175	48	5	93	62	379
2020	CON	19	19	485	76 - 188	21 - 63	21 - 23	4	29	33	76	24	5	46	30	194
2021	CON	31	30	887	113 - 293	42 - 105	49 - 56	13	60	73	122	39	6	67	53	317
Career		353	297	9184	1282 - 3363	356 - 1072	484 - 611	188	794	982	1299	382	84	768	650	3404

JASMINE THOMAS-CAREER PLAYOFF TOTALS																
SEASON	TEAM	G	GS	MIN	FGM-A	3PM-A	FTM-A	OREB	DREB	REB	AST	STL	BLK	TO	PF	PTS
2013	ATL	8	8	232	22 - 71	0 - 11	7 - 10	8	15	23	16	7	6	20	10	51
2014	ATL	3	2	67	8 - 19	1 - 3	5 - 8	2	7	9	10	2	0	4	6	22
2017	CON	1	1	38	7 - 19	0 - 3	1 - 2	0	3	3	4	0	1	0	4	15
2018	CON	1	1	35	5 - 14	2 - 4	2 - 2	1	4	5	2	1	1	2	2	14
2019	CON	8	8	278	40 - 92	14 - 36	8 - 15	6	20	26	45	9	0	17	16	102
2020	CON	7	7	224	41 - 91	13 - 40	8 - 10	1	14	15	31	8	1	13	12	103
2021	CON	4	4	137	11 - 43	4 - 18	7 - 9	6	7	13	14	8	2	13	8	33
Career		32	31	1011	134 - 349	34 - 115	38 - 56	24	70	94	122	35	11	69	58	340





COURTNEY WILLIAMS

#10

HEIGHT: 5-8 **WEIGHT:** 133LBS **DOB:** MAY. 11, 1994 **SHOOTS:** RIGHT

SCHOOL: SOUTH FLORIDA **POS:** GUARD

ACQUIRED: DRAFTED 8TH IN THE 2016 WNBA DRAFT BY THE PHOENIX MERCURY. TRADED TO THE CONNECTICUT SUN. TRADED TO THE ATLANTA DREAM IN FEBRUARY 2020 AS A PART OF A MULTI-TEAM TRADE WITH CONNECTICUT AND PHOENIX. SIGNED A CONTRACT IN FEBRUARY OF 2022 WITH THE SUN.

WNBA CAREER

- 2021 WNBA All-Star
- Four 30-point games, 25 20-point games, 16 double-doubles
- Has played in 175 games with 137 starts over six seasons.
- Career totals include 2,224 points, 948 rebounds and 511 assists.
- Has tallied 16 double-doubles in her career, seven of which came in 2021.
- Quick guard with great leaping ability, good rebounder for her size, quick hands, thrives in transition, can score from anywhere on the floor.
- Lead the WNBA in minutes played for Atlanta in 2021 (1101)
- Helped the Sun reach WNBA Finals in 2019, averaging 17.9 points, 5.8 rebounds and 4.4 assists in the post-season
- Set franchise record with 15 made field goals while scoring the most points in regulation (34) in Sun history against Washington (6/13/18)
- AP Player of the Week (6/2)
- Career season saw her average 16.5 points, 6.8 rebounds, 4.0 assists, 1.1 steals and 0.5 blocks per game.
- Recorded seven double-doubles, 8 20-point games, and 2 30-point games in 2021.
- Recorded 31 points, 12 rebounds, and 7 assists against New York (5/29) and made the game-winning shot in overtime.
- That same outing marked the only time this season a player in this league had more than five assists in a 31+ point double-double.
- Came off the bench to score 15 points for Team WNBA in the 2021 WNBA All-Star Game, adding on two assists, a steal, and a block to help her team defeat the USA Women's National Team.
- 2021 WNBA Regular Season Leaders and Ranking: Ranked first in minutes played (1,101) in 2021, Finished with two 30+ point games, tying for 4th in the league, Sat at third for field goals made (228), 128 mid-range field goals made and 4.0 per game - 1st, 333 mid-range field goals attempted and 10.4 per game - 1st, 46 offensive rebounds and 1.4 per game - 1st among

2021 SEASON WITH ATLANTA

- Started in all 32 of the Dream's games

REGULAR SEASON CAREER HIGHS		
PER GAME HIGHS	SEASON	CAREER
Points	31 (New York - 5/29/2021)	34 (Washington - 6/13/2018)
Rebounds	14 (Phoenix - 9/8/2021)	14 (2 Times)
Defensive Rebounds	12 (Phoenix - 9/8/2021)	12 (2 Times)
Offensive Rebounds	5 (Los Angeles - 8/19/2021)	6 (Phoenix - 8/14/2020)
Assists	7 (3 Times)	9 (Chicago - 9/6/2019)
Blocks	3 (Indiana - 9/14/2021)	3 (Indiana - 9/14/2021)
Steals	3 (4 Times)	6 (Seattle - 8/16/2019)
Field Goals Made	14 (2 Times)	15 (Washington - 6/13/2018)
Field Goals Attempted	27 (Phoenix - 8/15/2021)	29 (Washington - 6/13/2018)
Three Point Field Goals Made	4 (2 Times)	4 (2 Times)
Three Point Field Goals Attempted	7 (2 Times)	10 (Washington - 6/13/2018)
Minutes Played	43 (New York - 5/29/2021)	48 (Los Angeles - 8/21/2020)





guards, 173 defensive rebounds and 5.4 per game – 2nd among guards, 219 total rebounds and 6.8 per game – 1st among guards, 17 blocks – 5th among guards, 59 points, clutch – 1st, 1 clutch time shooting percentage (min. 30 FGA) – 2nd

- Reached 100 career three-pointers made against Phoenix (9/8).
- Reached 2,000 career points against Indiana (7/11).

2020 SEASON WITH ATLANTA

- Appeared in 20 games and started in 14
- Led all guards in the league in rebounding, ranking...
- 11th with 1.9 offensive rebounds per game and 37 total offensive rebounds
- 13th with 7.2 total rebounds per game, 5.3 defensive rebounds per game and 106 defensive rebounds
- 15th with 143 total rebounds
- Saw a streak of 12-straight games with double-digit scoring, a run that included four 20+ point outings and one 30-point performance.
- Recorded four double-doubles: 13 PTS/10 REB against Seattle (8/6), 12 PTS/14 REB against Phoenix (8/14), 15 PTS/13 REB against New York (9/3), and 20 PTS/10 REB against Chicago (9/9).
- Made her first start with the Dream against Seattle (8/12), scoring 12 points with a team-high 7 rebounds.
- Grabbed a career-high six offensive rebounds and 14 total boards against Phoenix (8/14).
- Scored 30 points against Washington (8/19) on 13 made field goals in a season-high 37 minutes, which marked just the second 30-point outing of her career.
- Scored 20 points in back-to-back games against Chicago (9/9) and Connecticut (9/11).

2019 SEASON WITH CONNECTICUT

- Started in all 34 regular season games and all eight postseason games
- Her 13.2 points per game, 450 total points, 3.8 assists per game, 129 total assists, 29 minutes per game and 45.7 three-point shooting percentage were all career high records
- Helped the Sun reach the WNBA Finals, averaging 17.9 points, 5.8 rebounds and 4.4 assists in the postseason

2018 SEASON WITH CONNECTICUT

- Appeared in 30 games with 29 starts
- Ranked third on the team in scoring (12.6 ppg), third in assists (90) and fourth in rebounds (178)
- Set franchise record with 15 made field goals while scoring the most points in regulation (34) in Sun history against Washington (6/13)
- Her scoring (12.6 ppg), rebound (5.9) and assist (3.0) averages were all career highs
- Tallied three double-doubles and 18 double-figure scoring games
- Had a career-high four made three-pointers against Washington (6/13)
- Pulled down a career-high 10 rebounds four times in 2018. It was the fifth time in her WNBA career she has had that many rebounds
- Led the Sun in rebounds eight times and in scoring four

times

- Set new single-season career highs for rebounds (178), assists (90) and made threes (20)

2017 SEASON WITH CONNECTICUT

- Appeared in 34 games with 28 starts
- Was fourth on the Sun with a career-high scoring average (12.3 ppg), and third in total rebounds (142), made field goals (185) and assists (71)
- Registered career highs in all of those categories
- Also career highs for minutes (884), made threes (12), made free throws (36) and steals (19)
- Had career-high 12 made field goals and 27 points, including 15 in the fourth quarter, of a comeback win against Seattle (8/8)
- Had 23 double-figure scoring games
- Led the Sun in scoring six times
- Had a career-high 10 rebounds with 23 points on 10 of 11 shooting at San Antonio (6/3)
- Had five or more rebounds in 17 games
- Scored 500th career point at Atlanta (8/15)
- Pulled down 200th career rebound against Chicago (8/23)
- Had 100th assist at Los Angeles (9/3)

2016 SEASON WITH CONNECTICUT AND PHOENIX

- Traded to the Connecticut Sun along with the draft rights to Jillian Alleyne and Phoenix's second round pick in the 2017 WNBA Draft, from the San Antonio Stars for Kelsey Bone
- Appeared in 19 games without a start for Connecticut
- Appeared in 25 games overall, including six with Phoenix
- Reached double figures in seven games with Sun
- Had career-high 20 points and eight made field goals at New York (9/9)
- Had career-high seven rebounds twice
- Had eight games with at least five rebounds
- Averaged 11 points, 6.5 rebounds and four assists over the last two games of season
- Averaged 10.1 points per game in September

OFF SEASON

- Competed in the US during the 2021-2022 offseason with Athletes Unlimited. Through the five week cycle, Williams averaged 15.5 points, 6.1 rebounds, and 6.6 assists and 2.6 steals per game. Her season high 30-points came in a win over Team Cloud in Week 2 of competition, and her stat line was rounded out with 9 rebounds, 6 assists, 2 steals and 1 block. With four double-doubles, three in points and assists, Williams finished in 9th on the AU Leaderboard with 4,461 total points
- Spent the 2017-2018 offseason in Australia, averaging a team high 21.3 points, 6.9 rebounds, and 4.0 assists in 22 games for the Perth Lynx

COLLEGE HIGHLIGHTS

- Inducted into the USF Hall of Fame as a part of the 2020 class.
- Completed four-year career ranked second in points (2,304), third in rebounds (931), sixth in assists (318), seventh in blocks (93) and 12th in steals (163)



PLAYER BIOS



- Owns top two single-season totals (763 as a senior, 710 as a junior) in USF history
- Fifth all-time in three-point shooting percentage (.426)
- Highest WNBA draft pick in USF program history
- Reached double-figures in 33 of 34 games as a senior
- Had 23 games with 20 or more points
- Had five games with 30 or more points
- Set program NCAA Tournament record with 31 points in 48-45 win over Colorado State in first round of 2016 tournament
- Averaged 22.4 points as a senior
- Averaged 21.3 points over the last two seasons at USF
- States in the 2015 World University Games in South Korea
- Williams helped the USA win gold by posting double-doubles against Japan and Canada in the semis and finals, respectively

PERSONAL

- Daughter of Michele and Donald Williams
- Has one sister, Doniece Williams
- At Charlton County High, scored 42 points, breaking single-game school record set by her mother 22 years earlier
- Named All-Region Player of the Year and All-State as a senior
- Was a First Team All-Region selection as a freshman
- Graduated high school with honors
- Selected as one of 12 players to compete for the United

COURTNEY WILLIAMS-CAREER REGULAR SEASON TOTALS																
SEASON	TEAM	G	GS	MIN	FGM-A	3PM-A	FTM-A	OREB	DREB	REB	AST	STL	BLK	TO	PF	PTS
2016	TOT	25	0	351	68 - 166	8 - 27	12 - 21	28	48	76	30	12	3	21	30	156
2017	CON	34	28	884	185 - 391	12 - 37	36 - 41	46	97	143	71	18	8	46	55	418
2018	CON	30	29	812	171 - 375	20 - 53	17 - 25	46	132	178	90	23	2	54	47	379
2019	CON	34	34	988	187 - 430	16 - 35	60 - 75	48	141	189	129	46	13	56	47	450
2020	ATL	20	14	615	134 - 307	8 - 34	16 - 23	37	106	143	63	13	2	54	39	292
2021	ATL	32	32	1101	228 - 546	39 - 102	34 - 53	46	172	218	128	34	16	58	53	529
Career		175	137	4751	973 - 2215	103 - 188	175 - 238	251	696	947	511	146	44	289	271	2224

COURTNEY WILLIAMS-CAREER PLAYOFF TOTALS																
SEASON	TEAM	G	GS	MIN	FGM-A	3PM-A	FTM-A	OREB	DREB	REB	AST	STL	BLK	TO	PF	PTS
2017	CON	1	1	31	5 - 11	0 - 1	0 - 0	2	4	6	2	1	1	3	4	10
2018	CON	1	1	33	11 - 23	4 - 5	1 - 3	3	5	8	3	0	0	1	3	27
2019	CON	8	8	275	59 - 138	47 - 109	13 - 16	8	38	46	35	7	1	14	11	143
Career		10	10	339	75 - 172	16 - 35	14 - 19	13	47	60	40	8	2	18	18	180





TABLE OF CONTENTS

YEARLY STATS

2021	48-50
2020	51-53
2019	54-57
2018	58-60
2017	61-63
2016	64-67
2015	68-70
2014	71-73
2013	74-76
2012	77-79
2011	80-82
2010	83-85
2009	86-88
2008	89-91
2007	92-94
2006	95-97
2005	98-100
2004	101-103
2003	104-106
2002	107-109
2001	110-112
2000	113-115
1999	116-118

SUN RECORDS

SUN CAREER LEADERS	119-122
SUN INDIVIDUAL HIGHS	123-126
SUN TEAM HIGHS	127-128
SUN TEAM LOWS	129-130

OPPONENT RECORDS

OPPONENT INDIVIDUAL HIGHS.....	131-132
OPPONENT TEAM HIGHS.....	133-134
OPPONENT TEAM LOWS	135-136





2021



Through September 19 (26-6)

CONNECTICUT SUN

2021 REGULAR SEASON STATISTICS

Table with columns: PLAYER, G, GS, MIN, FG, FGA, PCT, 3-POINT, FT, FTA, PCT, REBOUNDS (OFF, DEF, TOT), PF, DQ, STL, TO, BLK, PTS, AVG. Rows include J. Jones, Bonner, B. Jones, J. Thomas, Hiedeman, and various opponents.

Table with columns: PLAYER, MIN, REB, AST, STL, TO, BLK, PTS, AVERAGE PER GAME, CAREER HIGHS (C-SET, T-TIED THIS SEASON). Rows include J. Jones, Bonner, B. Jones, J. Thomas, Hiedeman, and various opponents.

CONNECTICUT SUN

Table with columns: Date, Opponent, Team/Opp, Home, Road, Total, High Scoring, High Rebounds, High Assists, Opponent Scoring, Atten. Rows list game dates, opponents, and key statistics for each game.



Through games of September 19
2021 HIGH GAMES

CONNECTICUT SUN

Page 1

PLAYER	MINUTES	FIELD GOALS	FREE THROWS	REBOUNDS		TOTAL	ASSISTS	STEALS	TURNOVERS	BLOCKED SHOTS	POINTS
				OFFENSIVE	DEFENSIVE						
DEWANNA BONNER	42 MAY. 30 at Minn.	10 (2) AUG. 19 vs Minn.	10 (2) AUG. 19 vs Minn.	4 MAY. 16 vs Phoe.	12 JUN. 22 vs Dal.	13 JUN. 22 vs Dal.	7T JUN. 29 at Wash.	4 AUG. 15 at Dal.	4 (5) SEP. 15 vs N.Y.	3 (2) JUN. 17 at Chi.	31 AUG. 19 vs Minn.
EMMA CANNON	14 (2) JUN. 19 at Chi.	3 (2) JUN. 19 at Chi.	1 JUN. 22 vs Dal.	2 (2) JUN. 19 at Chi.	3 (2) JUN. 22 vs Dal.	5 JUN. 19 at Chi.	2 JUN. 19 at Chi.	0	3 JUN. 17 at Chi.	1 JUN. 17 at Chi.	8 JUN. 17 at Chi.
DIJONAI CARRINGTON	20C SEP. 15 vs N.Y.	4C(2) SEP. 15 vs N.Y.	6C SEP. 15 vs N.Y.	3C MAY. 21 at Phoe.	5C JUN. 13 vs Sea.	7C JUN. 13 vs Sea.	3C(2) MAY. 21 at Phoe.	3C SEP. 15 vs N.Y.	3C(2) JUN. 13 vs Sea.	1C(3) SEP. 19 vs Atl.	14C SEP. 15 vs N.Y.
KAILA CHARLES	32C JUN. 22 vs Dal.	6C JUN. 13 vs Sea.	6C JUN. 17 at Chi.	6C JUN. 22 vs Dal.	6C JUN. 22 vs Dal.	12C JUN. 22 vs Dal.	4C JUL. 3 at Ind.	3C JUN. 22 vs Dal.	3C(2) JUN. 29 at Wash.	2C(2) AUG. 15 at Dal.	15C JUN. 17 at Chi.
ALEAH GOODMAN	3C MAY. 14 at Atl.	0C	0C	0C	0C	0C	1C MAY. 14 at Atl.	0C	0C	0C	0C
NATISHA HIEDEMAN	37C MAY. 25 at Sea.	8C MAY. 19 vs Ind.	5C SEP. 19 vs Atl.	2 JUN. 5 vs N.Y.	7C MAY. 14 at Atl.	8C MAY. 14 at Atl.	6 MAY. 19 vs Ind.	4C MAY. 16 vs Phoe.	3T(2) MAY. 25 at Sea.	1T(6) SEP. 7 at Dal.	19C MAY. 19 vs Ind.
BRIANN JANUARY	40 AUG. 26 vs L.A.	7 AUG. 24 vs L.V.	6 MAY. 16 vs Phoe.	2 JUN. 1 vs L.V.	4 JUL. 11 at N.Y.	4 (2) JUL. 11 at N.Y.	6 (2) JUN. 19 at Chi.	3 (3) SEP. 9 at L.A.	4 (2) AUG. 19 vs Minn.	1 (4) SEP. 7 at Dal.	19 AUG. 24 vs L.V.
BRIONNA JONES	38C MAY. 25 at Sea.	14C JUL. 1 at Ind.	6C(2) JUL. 1 at Ind.	7T SEP. 19 vs Atl.	11C(2) AUG. 28 vs L.A.	15C AUG. 28 vs L.A.	4C(3) AUG. 31 at Wash.	4C AUG. 24 vs L.V.	6C JUN. 27 vs Chi.	2 (3) JUL. 3 at Ind.	34C JUL. 1 at Ind.
JONQUEL JONES	41C MAY. 25 at Sea.	12C(2) AUG. 31 at Wash.	10 JUL. 1 at Ind.	6 (2) AUG. 31 at Wash.	16T JUL. 11 at N.Y.	17 JUL. 11 at N.Y.	5 (4) SEP. 7 at Dal.	3 (5) SEP. 9 at L.A.	6T MAY. 16 vs Phoe.	3 (3) SEP. 7 at Dal.	31C(2) AUG. 31 at Wash.

PLAYER	MINUTES	FIELD GOALS	FREE THROWS	REBOUNDS		TOTAL	ASSISTS	STEALS	TURNOVERS	BLOCKED SHOTS	POINTS
				OFFENSIVE	DEFENSIVE						
STEPHANIE JONES	16C MAY. 19 vs Ind.	2C(6) SEP. 19 vs Atl.	1C SEP. 19 vs Atl.	4C(2) SEP. 19 vs Atl.	3C JUN. 29 at Wash.	5C SEP. 19 vs Atl.	1C(3) SEP. 7 at Dal.	1C(2) SEP. 15 vs N.Y.	1C(3) AUG. 31 at Wash.	1C JUN. 1 vs L.V.	5C SEP. 19 vs Atl.
BEATRICE MOMPREMIER	18 JUN. 27 vs Chi.	3T(2) SEP. 7 at Dal.	2 (2) SEP. 11 at Phoe.	4 JUN. 27 vs Chi.	7 JUN. 27 vs Chi.	11 JUN. 27 vs Chi.	1T(7) SEP. 11 at Phoe.	2T(2) SEP. 7 at Dal.	2 (3) SEP. 15 vs N.Y.	2 MAY. 25 at Sea.	6 (2) SEP. 7 at Dal.
ALYSSA THOMAS	18 SEP. 19 vs Atl.	3 SEP. 15 vs N.Y.	3 SEP. 19 vs Atl.	1 SEP. 19 vs Atl.	6 SEP. 19 vs Atl.	7 SEP. 19 vs Atl.	3 SEP. 19 vs Atl.	1 SEP. 15 vs N.Y.	2 SEP. 19 vs Atl.	0	6 SEP. 15 vs N.Y.
JASMINE THOMAS	41 MAY. 25 at Sea.	8 (2) JUN. 27 vs Chi.	5 (3) SEP. 9 at L.A.	2 (2) AUG. 31 at Wash.	8C MAY. 23 at L.V.	9T MAY. 23 at L.V.	9 JUN. 5 vs N.Y.	4 (2) AUG. 26 vs L.A.	5 (3) SEP. 9 at L.A.	2 JUN. 22 vs Dal.	21 JUN. 29 at Wash.
SHATOR WALKER-KIMBROUGH	4 MAY. 25 at Sea.	0	0	0	1 MAY. 25 at Sea.	1 MAY. 25 at Sea.	0	0	1 MAY. 25 at Sea.	1 MAY. 25 at Sea.	0
SUN High Games	225 (2) MAY. 30 at Minn.	37 MAY. 19 vs Ind.	26 SEP. 9 at L.A.	18 SEP. 19 vs Atl.	35 (2) JUL. 11 at N.Y.	52 JUN. 29 at Wash.	29 MAY. 19 vs Ind.	14 SEP. 15 vs N.Y.	22 SEP. 9 at L.A.	11 MAY. 25 at Sea.	98 SEP. 15 vs N.Y.
SUN Low Games	200 (30) SEP. 19 vs Atl.	23 SEP. 9 at L.A.	4 MAY. 19 vs Ind.	2 AUG. 17 vs Minn.	18 JUL. 1 at Ind.	28 MAY. 30 at Minn.	9 JUN. 17 at Chi.	2 SEP. 11 at Phoe.	8 JUL. 3 at Ind.	1 (5) SEP. 11 at Phoe.	66 JUN. 13 vs Sea.
OPPONENTS High Games	225 (2) MAY. 30 at Minn.	35 JUN. 13 vs Sea.	20 (4) JUL. 1 at Ind.	14 JUN. 27 vs Chi.	30 JUL. 3 at Ind.	39 JUL. 3 at Ind.	26 JUN. 13 vs Sea.	14 MAY. 14 at Atl.	28 SEP. 15 vs N.Y.	13 MAY. 23 at L.V.	91 JUN. 19 at Chi.
OPPONENTS Low Games	200 (30) SEP. 19 vs Atl.	17 (2) SEP. 7 at Dal.	4 AUG. 15 at Dal.	1 (3) AUG. 15 at Dal.	12 JUN. 29 at Wash.	13 JUN. 29 at Wash.	9 JUL. 3 at Ind.	0 JUL. 11 at N.Y.	6 MAY. 21 at Phoe.	1 (2) JUL. 11 at N.Y.	54 JUL. 11 at N.Y.

"C" indicates a new career-high, "T" a tied career-high.
Numbers in parentheses indicate the number of games in which a player or team has reached a given total (if more than one).|





(10-12)

CONNECTICUT SUN

Final 2020 Regular Season

PLAYER	G	GS	--FIELD GOALS--					--3-POINT FG--			--FREE THROWS--			--REBOUNDS--							PTS	AVG	
			MIN	FG	FGA	PCT	FT	FTA	PCT	OFF	DEF	TOT	AST	PF	DQ	STL	TO	BLK					
Bonner	22	22	732	148	351	.422	27	107	.252	111	124	.895	34	138	172	65	47	0	37	52	12	434	19.7
A. Thomas	21	21	689	122	244	.500	0	1	.000	81	118	.686	39	151	190	101	59	0	42	52	6	325	15.5
B. Jones	21	21	549	98	162	.605	1	1	1.000	38	55	.691	59	59	118	21	65	0	35	34	14	235	11.2
J. Thomas	19	19	485	76	188	.404	21	63	.333	21	23	.913	4	29	33	76	30	0	24	46	5	194	10.2
Hiedeman	22	4	408	45	127	.354	23	64	.359	21	30	.700	8	34	42	41	43	1	8	24	0	134	6.1
Charles	21	7	376	40	97	.412	11	30	.367	22	31	.710	23	31	54	19	45	0	16	19	7	113	5.4
January	13	10	303	22	75	.293	11	30	.367	10	12	.833	4	12	16	44	25	0	8	15	2	65	5.0
Holmes	18	4	291	35	98	.357	10	30	.333	8	12	.667	13	20	33	20	17	0	13	18	5	88	4.9
Carson (TOT)	21	2	290	30	99	.303	12	44	.273	6	10	.600	7	28	35	12	21	0	9	16	2	78	3.7
Carson (CT)	11	2	123	13	40	.325	6	21	.286	3	4	.750	1	16	17	7	12	0	4	6	1	35	3.2
Mosqueda-Lewis	16	0	164	19	64	.297	12	47	.255	4	7	.571	1	20	21	4	17	0	3	7	1	54	3.4
Plaisance	13	0	90	11	29	.379	5	17	.294	5	6	.833	2	11	13	1	20	0	5	2	3	32	2.5
Mompremier	21	0	187	20	47	.426	0	0	---	8	18	.444	32	38	70	3	28	0	5	14	13	48	2.3
Gemelos	6	0	29	4	8	.500	3	6	.500	0	0	---	0	2	2	1	5	0	2	3	0	11	1.8
SUN	22	-	4425	653	1530	.427	130	417	.312	332	440	.755	220	561	781	403	413	1	202	309	69	1768	80.4
OPPONENTS	22	-	4425	634	1431	.443	150	455	.330	340	415	.819	155	570	725	405	399	2	165	347	81	1758	79.9

PLAYER	-- SINGLE-GAME HIGHS --											----- AVERAGE PER GAME -----					----- AVERAGE PER 40 MINUTES -----						
	MIN	REB	AST	ST	TO	BL	PTS	MIN	REB	AST	STL	TO	BLK	PTS	REB	AST	PF	STL	TO	BLK	PTS		
Bonner	43	14	6	4	5	2	34	33.3	7.8	3.0	1.68	2.4	0.55	19.7	9.4	3.6	2.6	2.02	2.8	0.66	23.7		
A. Thomas	43	18	9	5	7	2	28	32.8	9.0	4.8	2.00	2.5	0.29	15.5	11.0	5.9	3.4	2.44	3.0	0.35	18.9		
B. Jones	36	11	3	3	4	3	20	26.1	5.6	1.0	1.67	1.6	0.67	11.2	8.6	1.5	4.7	2.55	2.5	1.02	17.1		
J. Thomas	34	5	9	5	7	1	22	25.5	1.7	4.0	1.26	2.4	0.26	10.2	2.7	6.3	2.5	1.98	3.8	0.41	16.0		
Hiedeman	34	7	5	1	3	0	16	18.6	1.9	1.9	0.36	1.1	0.00	6.1	4.1	4.0	4.2	0.78	2.4	0.00	13.1		
Charles	34	6	3	2	3	2	16	17.9	2.6	0.9	0.76	0.9	0.33	5.4	5.7	2.0	4.8	1.70	2.0	0.74	12.0		
January	29	3	7	2	4	1	15	23.3	1.2	3.4	0.62	1.2	0.15	5.0	2.1	5.8	3.3	1.06	2.0	0.26	8.6		
Holmes	31	5	4	2	3	2	12	16.2	1.8	1.1	0.72	1.0	0.28	4.9	4.5	2.7	2.3	1.79	2.5	0.69	12.1		
Carson (TOT)	24	4	4	2	3	1	8	13.8	1.7	0.6	0.43	0.8	0.10	3.7	4.8	1.7	2.9	1.24	2.2	0.28	10.8		
Carson (CT)	24	4	4	2	2	1	8	11.2	1.5	0.6	0.36	0.5	0.09	3.2	5.5	2.3	3.9	1.30	2.0	0.33	11.4		
Mosqueda-Lewis	22	4	1	1	3	1	7	10.2	1.3	0.3	0.19	0.4	0.06	3.4	5.1	1.0	4.1	0.73	1.7	0.24	13.2		
Plaisance	11	5	1	2	1	1	7	7.0	1.0	0.1	0.38	0.2	0.23	2.5	5.8	0.4	8.9	2.22	0.9	1.33	14.2		
Mompremier	20	16	1	2	5	4	7	8.9	3.3	0.1	0.24	0.7	0.62	2.3	15.0	0.6	6.0	1.07	3.0	2.78	10.3		
Gemelos	8	1	1	1	1	0	6	4.8	0.3	0.2	0.33	0.5	0.00	1.8	2.8	1.4	6.9	2.76	4.1	0.00	15.2		
SUN	225	55	26	15	23	7	96	201.1	35.5	18.3	9.18	14.0	3.14	80.4	35.3	18.2	18.7	9.13	14.0	3.12	79.9		
OPPONENTS	225	42	25	12	21	8	100	201.1	33.0	18.4	7.50	15.8	3.68	79.9	32.8	18.3	18.0	7.46	15.7	3.66	79.5		

CONNECTICUT SUN													
Date	Opponent	Team/Opp	Home	Road	Total	High Scoring	High Rebounds	High Assists	Opponent Scoring	Atte			
Jul 26	@Minnesota	L 69- 77	0-0	0-1	0-1	A. Thomas-20	Bonner-8	J. Thomas-4	Fowles-17				
Jul 28	WASHINGTON	L 89- 94	0-1	0-1	0-2	Bonner-29	A. Thomas-8	Bonner-5	Powers-27				
Jul 30	@Los Angeles	L 76- 81	0-1	0-2	0-3	Bonner-34	A. Thomas-18	A. Thomas-8	C. Gray-15				
Aug 1	MINNESOTA	L 69- 78	0-2	0-2	0-4	Bonner-28	A. Thomas-7	J. Thomas-4	Fowles-21				
							B. Jones-7						
Aug 4	@Seattle	L 74- 87	0-2	0-3	0-5	B. Jones-20	A. Thomas-13	Hiedeman-5	Stewart-22				
Aug 6	@Dallas	W 91- 68	0-2	1-3	1-5	B. Jones-17	A. Thomas-10	J. Thomas-9	Ogunbowale-17				
Aug 8	CHICAGO	L 93-100	0-3	1-3	1-6	J. Thomas-22	A. Thomas-6	J. Thomas-6	Quigley-22				
Aug 10	@Atlanta	W 93- 82	0-3	2-3	2-6	A. Thomas-21	Bonner-9	J. Thomas-7	Stricklen-18				
Aug 12	DALLAS	W 70- 66	1-3	2-3	3-6	Bonner-18	A. Thomas-7	Bonner-4	Ogunbowale-19				
								A. Thomas-4					
Aug 14	@Chicago	W 77- 74	1-3	3-3	4-6	Bonner-19	A. Thomas-10	A. Thomas-8	Parker-17				
Aug 16	SEATTLE	L 72- 95	1-4	3-3	4-7	J. Thomas-17	B. Jones-11	A. Thomas-6	Stewart-19				
Aug 18	INDIANA	W 84- 62	2-4	3-3	5-7	Bonner-28	A. Thomas-11	J. Thomas-6	K. Mitchell-15				
								A. Thomas-6					
Aug 20	@Las Vegas	L 78- 99	2-4	3-4	5-8	A. Thomas-15	A. Thomas-7	A. Thomas-7	McBride-25				
								January-15					
Aug 22	NEW YORK	W 82- 65	3-4	3-4	6-8	A. Thomas-25	Bonner-12	Bonner-6	Nurse-17				
Aug 28	LOS ANGELES	L 76- 80	3-5	3-4	6-9	A. Thomas-19	A. Thomas-9	J. Thomas-6	C. Gray-27				
Aug 30	@Washington	W 76- 63	3-5	4-4	7-9	Bonner-20	Bonner-11	A. Thomas-8	Atkins-14				
								A. Thomas-11	Meeseman-14				
Sep 1	@New York	W 70- 65	3-5	5-4	8-9	Bonner-27	Bonner-12	A. Thomas-4	Nurse-18				
Sep 3	LAS VEGAS	L 78- 93	3-6	5-4	8-10	Bonner-22	Mompremier-16	January-5	Wilson-24				
Sep 5	@Indiana	W 96- 77	3-6	6-4	9-10	Bonner-26	Bonner-6	J. Thomas-7	K. Mitchell-16				
								Mompremier-6					
								B. Jones-6					





Connecticut Sun 2020 HIGH GAMES

PLAYER	MINUTES	FIELD GOALS	FREE THROWS	----- REBOUNDS -----			ASSISTS	STEALS	TURNOVERS	BLOCKED SHOTS	POINTS
				OFFENSIVE	DEFENSIVE	TOTAL					
DEWANNA BONNER	43 SEP. 9 vs Phoe.	12T JUL. 30 at L.A.	12 (2) SEP. 9 vs Phoe.	5 AUG. 30 at Wash.	12 AUG. 22 vs N.Y.	14 JUL. 30 at L.A.	6 (2) AUG. 22 vs N.Y.	4 AUG. 8 vs Chi.	5T(2) SEP. 9 vs Phoe.	2 (2) AUG. 22 vs N.Y.	34 JUL. 30 at L.A.
ESSENCE CARSON Was.-Ct.	24 AUG. 30 at Wash.	3 (4) AUG. 30 at Wash.	2 (2) SEP. 9 vs Phoe.	2 (2) AUG. 1 at Chi.	3 (3) AUG. 30 at Wash.	4 (3) AUG. 22 vs N.Y.	4 AUG. 30 at Wash.	2 AUG. 30 at Wash.	3 (2) AUG. 11 at Minn.	1 (2) SEP. 11 vs Atl.	8 (2) AUG. 30 at Wash.
ESSENCE CARSON Ct.	24 AUG. 30 at Wash.	3 AUG. 30 at Wash.	2 SEP. 9 vs Phoe.	1 AUG. 22 vs N.Y.	3 (2) AUG. 30 at Wash.	4 AUG. 22 vs N.Y.	4 AUG. 30 at Wash.	2 AUG. 30 at Wash.	2 (2) SEP. 3 vs L.V.	1 SEP. 11 vs Atl.	8 AUG. 30 at Wash.
KAILA CHARLES	34C SEP. 9 vs Phoe.	6C AUG. 30 at Wash.	6C AUG. 8 vs Chi.	4 (2) SEP. 9 vs Phoe.	5 SEP. 1 at N.Y.	6 SEP. 1 at N.Y.	3 SEP. 7 at Phoe.	2 (5) SEP. 11 vs Atl.	3T SEP. 11 vs Atl.	2T(2) SEP. 5 at Ind.	16C AUG. 30 at Wash.
JACKI GEMELOS	8 (2) AUG. 1 vs Minn.	2 JUL. 28 vs Wash.	0	0	1 (2) AUG. 1 vs Minn.	1 (2) AUG. 1 vs Minn.	1 AUG. 16 vs Sea.	1 (2) AUG. 16 vs Sea.	1 (3) AUG. 10 at Atl.	0	6 JUL. 28 vs Wash.
NATISHA HIEDEMAN	34 SEP. 9 vs Phoe.	6 SEP. 9 vs Phoe.	4C(2) SEP. 3 vs L.V.	3C AUG. 4 at Sea.	4 AUG. 4 at Sea.	7 AUG. 4 at Sea.	5 AUG. 4 at Sea.	1 (8) SEP. 9 vs Phoe.	3T(2) SEP. 3 vs L.V.	0	16 SEP. 9 vs Phoe.
BRIA HOLMES	31 JUL. 30 at L.A.	5 AUG. 8 vs Chi.	2 (2) SEP. 5 at Ind.	2 AUG. 16 vs Sea.	3 (2) AUG. 16 vs Sea.	5 AUG. 16 vs Sea.	4 AUG. 10 at Atl.	2 (3) SEP. 1 at N.Y.	3 AUG. 1 vs Minn.	2T AUG. 10 at Atl.	12 AUG. 8 vs Chi.
BRIANN JANUARY	29 (3) AUG. 30 at Wash.	6 AUG. 20 at L.V.	4 AUG. 22 vs N.Y.	1 (4) SEP. 1 at N.Y.	3 SEP. 7 at Phoe.	3 (2) SEP. 7 at Phoe.	7 AUG. 30 at Wash.	2 (2) SEP. 1 at N.Y.	4 SEP. 3 vs L.V.	1 (2) SEP. 1 at N.Y.	15 AUG. 20 at L.V.
BRIONNA JONES	36 SEP. 9 vs Phoe.	9 (2) SEP. 5 at Ind.	5 AUG. 1 vs Minn.	7C AUG. 16 vs Sea.	7 SEP. 1 at N.Y.	11 AUG. 16 vs Sea.	3 AUG. 12 vs Dal.	3T(6) SEP. 7 at Phoe.	4 JUL. 28 vs Wash.	3T SEP. 7 at Phoe.	20 (2) SEP. 5 at Ind.

Connecticut Sun 2020 HIGH GAMES

PLAYER	MINUTES	FIELD GOALS	FREE THROWS	----- REBOUNDS -----			ASSISTS	STEALS	TURNOVERS	BLOCKED SHOTS	POINTS
				OFFENSIVE	DEFENSIVE	TOTAL					
BEATRICE MOMPREMIER	20C(2) SEP. 11 vs Atl.	3T(2) SEP. 3 vs L.V.	3C AUG. 10 at Atl.	8C SEP. 3 vs L.V.	8C SEP. 3 vs L.V.	16C SEP. 3 vs L.V.	1T(3) SEP. 9 vs Phoe.	2T(2) AUG. 28 vs L.A.	5C SEP. 3 vs L.V.	4C SEP. 3 vs L.V.	7C(2) AUG. 30 at Wash.
KALENA MOSQUEDA-LEWIS	22 JUL. 28 vs Wash.	3 AUG. 6 at Dal.	2 JUL. 28 vs Wash.	1 AUG. 10 at Atl.	4T JUL. 28 vs Wash.	4 JUL. 28 vs Wash.	1 (4) SEP. 7 at Phoe.	1 (3) SEP. 11 vs Atl.	3 JUL. 28 vs Wash.	1T AUG. 1 vs Minn.	7 (2) SEP. 3 vs L.V.
THERESA PLAISANCE	11 (2) AUG. 20 at L.V.	2 (2) SEP. 3 vs L.V.	2 (2) SEP. 3 vs L.V.	2 SEP. 3 vs L.V.	3 SEP. 3 vs L.V.	5 SEP. 3 vs L.V.	1 SEP. 11 vs Atl.	2 AUG. 18 vs Ind.	1 (2) SEP. 1 at N.Y.	1 (3) AUG. 18 vs Ind.	7 SEP. 3 vs L.V.
ALYSSA THOMAS	43C SEP. 9 vs Phoe.	10 (3) AUG. 22 vs N.Y.	8 JUL. 28 vs Wash.	7 SEP. 9 vs Phoe.	14C JUL. 30 at L.A.	18C JUL. 30 at L.A.	9 SEP. 7 at Phoe.	5 (3) SEP. 5 at Ind.	7C SEP. 9 vs Phoe.	2 AUG. 18 vs Ind.	28C JUL. 28 vs Wash.
JASMINE THOMAS	34 AUG. 14 at Chi.	9 AUG. 8 vs Chi.	4 (4) AUG. 10 at Atl.	2 AUG. 1 vs Minn.	3 (6) SEP. 5 at Ind.	5 AUG. 1 vs Minn.	9 AUG. 6 at Dal.	5 AUG. 8 vs Chi.	7T(2) AUG. 28 vs L.A.	1 (5) AUG. 28 vs L.A.	22 AUG. 8 vs Chi.
SUN High Games	225 SEP. 9 vs Phoe.	36 (3) SEP. 5 at Ind.	25 SEP. 9 vs Phoe.	21 SEP. 9 vs Phoe.	34 SEP. 9 vs Phoe.	55 SEP. 9 vs Phoe.	26 AUG. 30 at Wash.	15 AUG. 10 at Atl.	23 AUG. 28 vs L.A.	7 SEP. 3 vs L.V.	96 SEP. 5 at Ind.
SUN Low Games	200 (21) SEP. 11 vs Atl.	22 AUG. 1 vs Minn.	5 AUG. 30 at Wash.	4 AUG. 8 vs Chi.	17 AUG. 8 vs Chi.	21 AUG. 8 vs Chi.	10 AUG. 1 vs Minn.	4 SEP. 11 vs Atl.	6 SEP. 5 at Ind.	0 JUL. 30 at L.A.	69 (2) AUG. 1 vs Minn.
OPPONENTS High Games	225 SEP. 9 vs Phoe.	38 SEP. 3 vs L.V.	29 AUG. 8 vs Chi.	12 AUG. 1 vs Minn.	33 JUL. 26 at Minn.	42 SEP. 11 vs Atl.	25 (3) SEP. 3 vs L.V.	12 AUG. 8 vs Chi.	21 AUG. 8 vs Chi.	8 (2) AUG. 14 at Chi.	100 (2) SEP. 9 vs Phoe.
OPPONENTS Low Games	200 (21) SEP. 11 vs Atl.	19 (2) SEP. 1 at N.Y.	4 AUG. 6 at Dal.	3 SEP. 1 at N.Y.	17 SEP. 3 vs L.V.	23 SEP. 3 vs L.V.	11 AUG. 12 vs Dal.	3 (4) SEP. 7 at Phoe.	8 SEP. 11 vs Atl.	0 (3) AUG. 28 vs L.A.	62 AUG. 18 vs Ind.

"C" indicates a new career-high, "T" a tied career-high. Numbers in parentheses indicate the number of games in which a player or team has reached a given total (if more than one).







Connecticut Sun 2019 HIGH GAMES

PLAYER	MINUTES	FIELD GOALS	FREE THROWS	----- OFFENSIVE	REBOUNDS DEFENSIVE	----- TOTAL	ASSISTS	STEALS	TURNOVERS	BLOCKED SHOTS	POINTS
KRISTINE ANIGWE	12 (2) JUN. 23 at Chi.	2 (4) JUL. 24 vs N.Y.	4T JUL. 24 vs N.Y.	4T JUL. 24 vs N.Y.	3 (4) JUL. 10 at Atl.	6 JUN. 29 at Wash.	1 (3) JUN. 29 at Wash.	2C JUL. 12 vs Phoe.	3T JUN. 29 at Wash.	1 (4) JUL. 10 at Atl.	8C JUL. 24 vs N.Y.
RACHEL BANHAM	21 AUG. 9 at Minn.	4 (2) JUN. 23 at Chi.	2 (3) SEP. 8 at Ind.	1T SEP. 4 vs Dal.	3 (2) JUN. 29 at Wash.	3 (2) JUN. 29 at Wash.	4 JUL. 19 vs Atl.	2 JUN. 11 vs Wash.	4T JUN. 29 at Wash.	1T(2) JUL. 6 vs Minn.	10 (2) JUN. 23 at Chi.
BRIDGET CARLETON	10 (2) JUN. 29 at Wash.	0	0	1 JUN. 9 at Atl.	1 (2) JUN. 23 at Chi.	2 JUN. 9 at Atl.	1 JUN. 11 vs Wash.	0	1 JUN. 9 at Atl.	0	0
LAYSHIA CLARENDON	18 (2) JUN. 16 vs Sea.	4 JUN. 11 vs Wash.	4 (2) JUN. 6 vs L.A.	2 (2) MAY. 31 at L.A.	3 MAY. 28 vs Ind.	4 (2) MAY. 31 at L.A.	4 JUN. 16 vs Sea.	1 (3) JUN. 9 at Atl.	2 JUN. 11 vs Wash.	0	9 (2) JUN. 11 vs Wash.
NATISHA HIEDEMAN Atl.-Ct.	22 SEP. 8 at Ind.	4 JUL. 10 at Atl.	2 (4) SEP. 8 at Ind.	1 (7) SEP. 6 vs Chi.	4 SEP. 4 vs Dal.	4 (3) SEP. 4 vs Dal.	9C SEP. 4 vs Dal.	2 (2) AUG. 4 at N.Y.	3T JUL. 10 at Atl.	1T(2) AUG. 9 at Minn.	10 JUL. 10 at Atl.
NATISHA HIEDEMAN Ct.	22 SEP. 8 at Ind.	4 JUL. 10 at Atl.	2 (4) SEP. 8 at Ind.	1 (7) SEP. 6 vs Chi.	4 SEP. 4 vs Dal.	4 (3) SEP. 4 vs Dal.	9C SEP. 4 vs Dal.	2 (2) AUG. 4 at N.Y.	3T JUL. 10 at Atl.	1T(2) AUG. 9 at Minn.	10 JUL. 10 at Atl.
BRIA HOLMES	28 JUL. 10 at Atl.	6 JUL. 19 vs Atl.	4 (3) SEP. 8 at Ind.	1 (10) SEP. 6 vs Chi.	3 (5) SEP. 8 at Ind.	4 JUN. 23 at Chi.	4 JUN. 23 at Chi.	2 (3) AUG. 27 at Sea.	3 (2) SEP. 4 vs Dal.	1 (7) AUG. 23 vs L.V.	17 JUL. 19 vs Atl.
BRIONNA JONES	29 SEP. 8 at Ind.	5 (2) SEP. 8 at Ind.	4 (2) SEP. 8 at Ind.	5 (2) SEP. 8 at Ind.	5 SEP. 8 at Ind.	10 SEP. 8 at Ind.	2 AUG. 30 at N.Y.	2 (2) SEP. 8 at Ind.	2 (6) SEP. 8 at Ind.	2 (2) JUN. 6 vs L.A.	14 SEP. 8 at Ind.
JONQUEL JONES	36 (2) SEP. 6 vs Chi.	11 JUL. 14 at Ind.	7 (2) JUL. 10 at Atl.	8 MAY. 31 at L.A.	14 MAY. 31 at L.A.	22T MAY. 31 at L.A.	6 JUN. 16 vs Sea.	5C AUG. 4 at N.Y.	4 (6) JUL. 14 at Ind.	6C AUG. 23 vs L.V.	27 JUL. 30 vs Chi.
PLAYER	MINUTES	FIELD GOALS	FREE THROWS	----- OFFENSIVE	REBOUNDS DEFENSIVE	----- TOTAL	ASSISTS	STEALS	TURNOVERS	BLOCKED SHOTS	POINTS
THERESA PLAISANCE Dal.-Ct.	32 JUN. 28 at N.Y.	6 JUL. 5 vs Ind.	3 (3) JUN. 30 vs Minn.	4T(2) JUL. 20 vs Phoe.	10C(2) JUN. 28 at N.Y.	11 JUN. 20 vs Phoe.	5C(3) JUL. 7 at Chi.	2 (2) AUG. 9 at Minn.	5C JUL. 30 at L.V.	3 JUL. 20 vs Phoe.	15 JUL. 5 vs Ind.
THERESA PLAISANCE Ct.	13 AUG. 9 at Minn.	2 (2) AUG. 14 at Phoe.	2 (2) AUG. 23 vs L.V.	2 AUG. 9 at Minn.	4 AUG. 18 vs Dal.	5 AUG. 9 at Minn.	0	2 AUG. 9 at Minn.	1 AUG. 23 vs L.V.	1 (2) AUG. 30 at N.Y.	5 (2) AUG. 23 vs L.V.
SHEKINNA STRICKLEN	34 AUG. 16 vs Sea.	8 JUN. 21 vs Atl.	5 AUG. 16 vs Sea.	2 (2) AUG. 11 at L.V.	5 JUL. 30 vs Chi.	5 (2) AUG. 18 vs Dal.	6C JUL. 30 vs Chi.	3 (3) AUG. 9 at Minn.	3 (2) AUG. 16 vs Sea.	1 (7) AUG. 23 vs L.V.	24 (2) AUG. 16 vs Sea.
ALYSSA THOMAS	40T AUG. 23 vs L.V.	12C JUN. 26 at Dal.	5 (3) AUG. 23 vs L.V.	4 (9) AUG. 23 vs L.V.	9 (4) AUG. 27 at Sea.	12 (5) AUG. 23 vs L.V.	6 JUN. 6 vs L.A.	5 (2) AUG. 16 vs Sea.	5 AUG. 25 at L.A.	3 JUN. 26 at Dal.	28C JUN. 26 at Dal.
JASMINE THOMAS	37 (2) JUL. 12 vs Phoe.	7 (4) AUG. 18 vs Dal.	5 MAY. 28 vs Ind.	2 (5) SEP. 6 vs Chi.	5 (3) JUL. 19 vs Atl.	6 (2) SEP. 6 vs Chi.	11T JUN. 26 at Dal.	6 JUN. 6 vs L.A.	7T(3) SEP. 6 vs Chi.	1 (5) AUG. 30 at N.Y.	19 JUN. 26 at Dal.
MORGAN TUCK	27 SEP. 8 at Ind.	6 SEP. 4 vs Dal.	3 (2) SEP. 8 at Ind.	3 AUG. 27 at Sea.	5 AUG. 27 at Sea.	8 AUG. 27 at Sea.	3 (2) SEP. 8 at Ind.	1 (13) SEP. 6 vs Chi.	4C SEP. 8 at Ind.	2C JUN. 6 vs L.A.	17 SEP. 4 vs Dal.
COURTNEY WILLIAMS	41 SEP. 6 vs Chi.	12 AUG. 4 at N.Y.	5T(2) JUL. 30 vs Chi.	4T JUL. 6 vs Minn.	8 JUL. 12 vs Phoe.	10 JUL. 12 vs Phoe.	9C SEP. 6 vs Chi.	6C AUG. 16 vs Sea.	5 AUG. 16 vs Sea.	2T MAY. 31 at L.A.	28 AUG. 4 at N.Y.
SUN High Games	225 SEP. 6 vs Chi.	38 (2) SEP. 6 vs Chi.	20 (2) SEP. 8 at Ind.	18 MAY. 31 at L.A.	33 MAY. 31 at L.A.	51 MAY. 31 at L.A.	29 JUL. 30 vs Chi.	19 AUG. 16 vs Sea.	20 AUG. 9 at Minn.	11 JUN. 6 vs L.A.	104 SEP. 6 vs Chi.
SUN Low Games	200 (33) SEP. 8 at Ind.	21 (2) AUG. 9 at Minn.	6 JUL. 14 at Ind.	5 (2) JUN. 26 at Dal.	19 (2) AUG. 9 at Minn.	24 JUN. 26 at Dal.	10 AUG. 9 at Minn.	2 SEP. 4 vs Dal.	8 JUL. 19 vs Atl.	0 (3) SEP. 4 vs Dal.	57 AUG. 9 at Minn.



2019 HIGH GAMES

PLAYER	MINUTES	FIELD	FREE	----- REBOUNDS -----			ASSISTS	STEALS	TURNOVERS	BLOCKED	POINTS
		GOALS	THROWS	OFFENSIVE	DEFENSIVE	TOTAL				SHOTS	
OPPONENTS	225	41	26	13	36	46	27	13 (3)	27	9	109
High Games	SEP. 6 vs Chi.	SEP. 6 vs Chi.	AUG. 14 at Phoe.	JUN. 9 at Atl.	SEP. 8 at Ind.	JUN. 9 at Atl.	AUG. 9 at Minn.	AUG. 9 at Minn.	AUG. 16 vs Sea.	AUG. 1 vs Phoe.	SEP. 6 vs Chi.
OPPONENTS	200 (33)	21	2	3 (2)	14	17	11	3	9	0	59
Low Games	SEP. 8 at Ind.	JUL. 24 vs N.Y.	MAY. 28 vs Ind.	SEP. 4 vs Dal.	SEP. 4 vs Dal.	SEP. 4 vs Dal.	JUL. 19 vs Atl.	AUG. 11 at L.V.	JUN. 11 vs Wash.	AUG. 14 at Phoe.	JUN. 9 at Atl.

"C" indicates a new career-high, "T" a tied career-high.

Numbers in parentheses indicate the number of games in which a player or team has reached a given total (if more than one).







(21-13)

CONNECTICUT SUN

Final 2018 Regular Season

PLAYER	G	GS	MIN	-FIELD GOALS-			-3-POINT		FG--	-FREE THROWS-			--REBOUNDS--			PF	DQ	STL	TO	BLK	PTS	AVG	
				FG	FGA	PCT	FG	FGA	PCT	FT	FTA	PCT	OFF	DEF	TOT								AST
Ogwumike	31	31	790	176	292	.603	1	2	.500	94	118	.797	85	142	227	32	106	3	36	51	19	447	14.4
J. Thomas	34	34	956	160	402	.398	46	148	.311	71	83	.855	26	85	111	163	70	1	37	85	8	437	12.9
C. Williams	30	29	812	171	375	.456	20	53	.377	17	25	.680	46	132	178	90	47	0	23	54	2	379	12.6
J. Jones	34	16	697	149	271	.550	50	107	.467	53	79	.671	71	117	188	57	99	2	15	55	42	401	11.8
A. Thomas	24	24	734	98	211	.464	0	1	.000	52	95	.547	47	148	195	101	69	0	28	48	10	248	10.3
Bentley	19	0	413	72	182	.396	21	69	.304	25	30	.833	10	17	27	61	44	0	25	31	2	190	10.0
Stricklen	34	30	639	77	179	.430	58	135	.430	12	14	.857	9	68	77	16	46	0	20	19	4	224	6.6
Tuck	34	1	462	80	169	.473	22	63	.349	19	23	.826	23	55	78	18	41	0	14	24	4	201	5.9
Banham	33	5	424	55	133	.414	30	81	.370	33	38	.868	6	23	29	48	55	0	15	18	3	173	5.2
Clarendon (TOT)	33	4	549	57	142	.401	2	20	.100	43	53	.811	17	44	61	72	48	0	15	38	0	159	4.8
Clarendon (CT)	15	0	238	31	63	.492	0	6	.000	19	23	.826	7	17	24	41	17	0	8	14	0	81	5.4
B. Jones	27	0	242	30	64	.469	0	0	---	24	33	.727	24	29	53	6	37	0	6	16	6	84	3.1
Laney	29	0	271	33	70	.471	1	9	.111	10	11	.909	20	30	50	21	20	0	11	16	0	77	2.7
Brown	22	0	124	12	44	.273	9	29	.310	4	7	.571	1	16	17	12	10	0	6	10	1	37	1.7
SUN	34	-	6800	1144	2455	.466	258	703	.367	433	579	.748	375	879	1254	666	661	6	244	458	101	2979	87.6
OPPONENTS	34	-	6800	1017	2295	.443	227	661	.343	516	638	.809	265	822	1087	621	600	4	229	472	127	2777	81.7

PLAYER	-- SINGLE-GAME HIGHS --								----- AVERAGE PER GAME -----				----- AVERAGE PER 40 MINUTES -----								
	MIN	REB	AST	ST	TO	BL	PTS	MIN	REB	AST	STL	TO	BLK	PTS	REB	AST	PF	STL	TO	BLK	PTS
Ogwumike	40	14	3	3	7	2	30	25.5	7.3	1.0	1.16	1.6	0.61	14.4	11.5	1.6	5.4	1.82	2.6	0.96	22.6
J. Thomas	38	6	9	4	5	3	30	28.1	3.3	4.8	1.09	2.5	0.24	12.9	4.6	6.8	2.9	1.55	3.6	0.33	18.3
C. Williams	35	10	6	2	4	1	34	27.1	5.9	3.0	0.77	1.8	0.07	12.6	8.8	4.4	2.3	1.13	2.7	0.10	18.7
J. Jones	34	15	7	3	6	4	27	20.5	5.5	1.7	0.44	1.6	1.24	11.8	10.8	3.3	5.7	0.86	3.2	2.41	23.0
A. Thomas	38	17	10	3	6	2	22	30.6	8.1	4.2	1.17	2.0	0.42	10.3	10.6	5.5	3.8	1.53	2.6	0.54	13.5
Bentley	29	4	6	5	5	1	20	21.7	1.4	3.2	1.32	1.6	0.11	10.0	2.6	5.9	4.3	2.42	3.0	0.19	18.4
Stricklen	36	7	3	3	3	2	24	18.8	2.3	0.5	0.59	0.6	0.12	6.6	4.8	1.0	2.9	1.25	1.2	0.25	14.0
Tuck	28	8	3	3	3	1	20	13.6	2.3	0.5	0.41	0.7	0.12	5.9	6.8	1.6	3.5	1.21	2.1	0.35	17.4
Banham	29	6	6	2	2	1	20	12.9	0.9	1.5	0.45	0.5	0.09	5.2	2.7	4.5	5.2	1.42	1.7	0.28	16.3
Clarendon (TOT)	26	5	5	3	5	0	14	16.6	1.8	2.2	0.45	1.2	0.00	4.8	4.4	5.2	3.5	1.09	2.8	0.00	11.6
Clarendon (CT)	23	4	5	3	4	0	14	15.9	1.6	2.7	0.53	0.9	0.00	5.4	4.0	6.9	2.9	1.34	2.4	0.00	13.6
B. Jones	31	10	2	1	3	3	18	9.0	2.0	0.2	0.22	0.6	0.22	3.1	8.8	1.0	6.1	0.99	2.6	0.99	13.9
Laney	24	6	3	3	2	0	11	9.3	1.7	0.7	0.38	0.6	0.00	2.7	7.4	3.1	3.0	1.62	2.4	0.00	11.4
Brown	16	5	4	2	2	1	9	5.6	0.8	0.5	0.27	0.5	0.05	1.7	5.5	3.9	3.2	1.94	3.2	0.32	11.9
SUN	200	51	27	15	23	9	110	200.0	36.9	19.6	7.18	13.5	2.97	87.6	36.9	19.6	19.4	7.18	13.5	2.97	87.6
OPPONENTS	200	42	35	12	23	8	103	200.0	32.0	18.3	6.74	13.9	3.74	81.7	32.0	18.3	17.6	6.74	13.9	3.74	81.7

CONNECTICUT SUN	Date	Opponent	Team/Opp	Home	Road	Total	High Scoring	High Rebounds	High Assists	Opponent Scoring	Atten.
May 20	LAS VEGAS	W101-	65	1-0	0-0	1-0	Bentley-18	A. Thomas-17	J. Thomas-6	Young-23	6,637
May 24	LOS ANGELES	W102-	94	2-0	0-0	2-0	Ogwumike-18	A. Thomas-9	J. Thomas-8	Gray-21	5,571
May 26	INDIANA	W 86-	77	3-0	0-0	3-0	A. Thomas-21	Ogwumike-8	C. Williams-6	K. Mitchell-18	5,843
Jun 1	@Chicago	W110-	72	3-0	1-0	4-0	J. Jones-20	A. Thomas-13	J. Thomas-5	DeShields-15	4,131
Jun 3	@Washington	W 88-	64	3-0	2-0	5-0	J. Thomas-25	C. Williams-10	A. Thomas-4	Atkins-14	5,176
Jun 5	@Atlanta	L 77-	82	3-0	2-1	5-1	A. Thomas-19	A. Thomas-17	A. Thomas-7	Hayes-22	2,830
Jun 7	@New York	W 88-	86	3-0	3-1	6-1	J. Thomas-19	C. Williams-9	J. Thomas-8	Charles-24	1,581
Jun 9	MINNESOTA	W 89-	75	4-0	3-1	7-1	C. Williams-22	A. Thomas-11	A. Thomas-4	Fowles-20	6,771
Jun 13	WASHINGTON	L 91-	95	4-1	3-1	7-2	C. Williams-34	Ogwumike-11	J. Thomas-4	Delle Donne-36	6,000
Jun 15	@Seattle	L 92-	103	4-1	3-2	7-3	Ogwumike-30	J. Jones-8	J. Thomas-6	Howard-25	7,094
Jun 16	@Phoenix	L 72-	89	4-1	3-3	7-4	Tuck-20	C. Williams-6	Banham-4	Taurasi-19	12,497
Jun 22	@Atlanta	L 70-	75	4-1	3-4	7-5	Bentley-18	J. Jones-7	J. Thomas-4	McCoughtry-25	4,047
Jun 24	@Indiana	W 87-	78	4-1	4-4	8-5	Banham-20	B. Jones-10	Bentley-6	Achonwa-16	5,458
Jun 26	@Washington	L 80-	92	4-1	4-5	8-6	Ogwumike-17	Ogwumike-11	Bentley-6	Delle Donne-25	4,139
Jun 27	INDIANA	W101-	89	5-1	4-5	9-6	Ogwumike-21	Ogwumike-10	J. Thomas-6	Vivians-25	5,112
Jul 1	@Seattle	L 70-	84	5-1	4-6	9-7	Bentley-15	Tied with-6	Bentley-4	Howard-13	9,307
Jul 3	@Los Angeles	W 73-	72	5-1	5-6	10-7	Ogwumike-21	Stricklen-7	Banham-6	Ogwumike-20	6,280
Jul 5	@Phoenix	L 77-	84	5-1	5-7	10-8	Banham-11	Tuck-8	Banham-3	Taurasi-25	8,599
Jul 7	@Las Vegas	L 90-	94	5-1	5-8	10-9	Tuck-20	Ogwumike-11	J. Thomas-3	Wilson-34	3,363
Jul 11	NEW YORK	L 76-	79	5-2	5-8	10-10	Ogwumike-17	A. Thomas-10	C. Williams-5	Charles-19	7,413
Jul 13	PHOENIX	W 91-	87	6-2	5-8	11-10	C. Williams-25	C. Williams-10	A. Thomas-10	Taurasi-28	7,696
Jul 15	@Minnesota	W 83-	64	6-2	6-8	12-10	Tuck-15	C. Williams-8	Clarendon-5	Fowles-12	9,234
Jul 17	ATLANTA	L 83-	86	6-3	6-8	12-11	J. Jones-19	A. Thomas-10	J. Thomas-6	McCoughtry-24	5,555
Jul 20	SEATTLE	L 65-	78	6-4	6-8	12-12	Ogwumike-21	Ogwumike-12	Banham-5	Loyd-31	7,908
Jul 22	@Dallas	W 92-	75	6-4	7-8	13-12	Stricklen-24	A. Thomas-8	J. Thomas-9	Cabbage-25	4,935
Jul 24	WASHINGTON	W 94-	68	7-4	7-8	14-12	J. Jones-23	C. Williams-10	C. Williams-6	Delle Donne-21	5,125
Aug 1	NEW YORK	W 92-	77	8-4	7-8	15-12	J. Jones-21	A. Thomas-12	C. Williams-6	Rodgers-16	6,412
Aug 5	LAS VEGAS	W109-	88	9-4	7-8	16-12	J. Thomas-30	Tuck-7	C. Williams-5	Wilson-24	6,791
Aug 8	@Dallas	W101-	92	9-4	8-8	17-12	A. Thomas-22	Ogwumike-7	J. Thomas-9	Cabbage-29	3,483
Aug 10	@Chicago	L 86-	97	9-4	8-9	17-13	Ogwumike-18	A. Thomas-6	A. Thomas-3	Vandersloot-20	5,976
Aug 12	CHICAGO	W 82-	75	10-4	8-9	18-13	C. Williams-22	J. Jones-6	Clarendon-3	Dolson-20	7,687
Aug 14	DALLAS	W 96-	76	11-4	8-9	19-13	J. Jones-27	J. Jones-15	J. Thomas-8	Gray-18	6,365
Aug 17	MINNESOTA	W 96-	79	12-4	8-9	20-13	J. Jones-26	J. Jones-10	A. Thomas-7	Fowles-25	7,089
Aug 19	LOS ANGELES	W 89-	86	13-4	8-9	21-13	J. Thomas-27	A. Thomas-8	A. Thomas-8	Parker-20	8,040





Connecticut Sun 2018 HIGH GAMES

PLAYER	MINUTES	FIELD GOALS	FREE THROWS	----- REBOUNDS -----			ASSISTS	STEALS	TURNOVERS	BLOCKED SHOTS	POINTS
				OFFENSIVE	DEFENSIVE	TOTAL					
RACHEL BANHAM	29 JUL. 5 at Phoe.	7 JUN. 24 at Ind.	5T(2) JUL. 3 at L.A.	1T(6) JUL. 11 vs N.Y.	6C JUL. 5 at Phoe.	6C JUL. 5 at Phoe.	6 JUL. 3 at L.A.	2 (2) JUL. 22 at Dal.	2 (4) JUL. 17 vs Atl.	1T(3) JUL. 11 vs N.Y.	20 JUN. 24 at Ind.
ALEX BENTLEY	29 JUL. 5 at Phoe.	8 JUN. 1 at Chi.	4 MAY. 24 vs L.A.	2T(2) JUN. 3 at Wash.	3 (2) JUL. 5 at Phoe.	4 JUN. 13 vs Wash.	6 (3) JUL. 7 at L.V.	5 JUN. 24 at Ind.	5T JUN. 22 at Atl.	1 (2) JUN. 5 at Atl.	20 JUN. 1 at Chi.
LEXIE BROWN	16 JUL. 1 at Sea.	3 JUL. 5 at Phoe.	2 MAY. 20 vs L.V.	1T JUN. 1 at Chi.	5 JUL. 3 at L.A.	5 JUL. 3 at L.A.	4 MAY. 20 vs L.V.	2 (2) JUN. 15 at Sea.	2 (3) AUG. 5 vs L.V.	1T MAY. 26 vs Ind.	9 JUL. 5 at Phoe.
LAYSHIA CLARENDON Atl.-Ct.	26 JUN. 19 at N.Y.	6 (2) AUG. 17 vs Minn.	5 (2) JUN. 22 vs Conn.	2 (4) JUL. 24 vs Wash.	4 JUN. 5 vs Conn.	5 JUN. 22 vs Conn.	5 (2) AUG. 17 vs Minn.	3 (2) AUG. 17 vs Minn.	5 JUN. 19 at N.Y.	0	14 AUG. 17 vs Minn.
LAYSHIA CLARENDON Ct.	23 AUG. 17 vs Minn.	6 AUG. 17 vs Minn.	3 AUG. 10 at Chi.	2 JUL. 24 vs Wash.	3 JUL. 17 vs Atl.	4 JUL. 24 vs Wash.	5 (2) AUG. 17 vs Minn.	3 AUG. 17 vs Minn.	4 JUL. 20 vs Sea.	0	14 AUG. 17 vs Minn.
BRIONNA JONES	31 JUN. 24 at Ind.	8 JUN. 24 at Ind.	5 JUN. 16 at Phoe.	5 (2) JUL. 5 at Phoe.	5 JUN. 24 at Ind.	10 JUN. 24 at Ind.	2 JUN. 22 at Atl.	1 (6) AUG. 5 vs L.V.	3 (2) JUN. 24 at Ind.	3T JUN. 16 at Phoe.	18 JUN. 24 at Ind.
JONQUEL JONES	34 AUG. 19 vs L.A.	10 (2) AUG. 14 vs Dal.	5 AUG. 17 vs Minn.	9 AUG. 12 vs Chi.	7 (3) AUG. 19 vs L.A.	15 AUG. 12 vs Chi.	7C AUG. 19 vs L.A.	3 MAY. 20 vs L.V.	6T AUG. 19 vs L.A.	4 (2) AUG. 17 vs Minn.	27 AUG. 14 vs Dal.
BETNIJAH LANEY	24 AUG. 5 vs L.V.	5 (2) JUL. 7 at L.V.	3 JUL. 3 at L.A.	3 (3) AUG. 10 at Chi.	5 JUL. 1 at Sea.	6 JUL. 1 at Sea.	3 JUN. 16 at Phoe.	3 (2) AUG. 5 vs L.V.	2 (3) AUG. 8 at Dal.	0	11 JUL. 1 at Sea.
CHINEY OGWUMIKE	40T JUN. 13 vs Wash.	13C JUN. 15 at Sea.	8 AUG. 10 at Chi.	7 JUN. 13 vs Wash.	8 (6) AUG. 12 vs Chi.	14 AUG. 12 vs Chi.	3 (2) JUN. 27 vs Ind.	3 (2) JUL. 11 vs N.Y.	7C JUN. 22 at Atl.	2 (4) JUL. 7 at L.V.	30C JUN. 15 at Sea.

Connecticut Sun 2018 HIGH GAMES

PLAYER	MINUTES	FIELD GOALS	FREE THROWS	----- REBOUNDS -----			ASSISTS	STEALS	TURNOVERS	BLOCKED SHOTS	POINTS
				OFFENSIVE	DEFENSIVE	TOTAL					
SHEKINNA STRICKLEN	36 JUL. 22 at Dal.	8 JUL. 22 at Dal.	2 (5) AUG. 5 vs L.V.	2 MAY. 24 vs L.A.	7 JUL. 3 at L.A.	7 JUL. 3 at L.A.	3 MAY. 26 vs Ind.	3 (2) AUG. 8 at Dal.	3 MAY. 24 vs L.A.	2 JUL. 22 at Dal.	24 JUL. 22 at Dal.
ALYSSA THOMAS	38 JUL. 17 vs Atl.	10 AUG. 8 at Dal.	6 JUL. 11 vs N.Y.	6 JUN. 5 at Atl.	13T MAY. 20 vs L.V.	17C(2) JUN. 5 at Atl.	10C JUL. 13 vs Phoe.	3 (2) AUG. 8 at Dal.	6 JUN. 5 at Atl.	2 (3) JUN. 1 at Chi.	22 AUG. 8 at Dal.
JASMINE THOMAS	38 JUL. 13 vs Phoe.	12T AUG. 5 vs L.V.	8T JUN. 22 at Atl.	3T JUL. 1 at Sea.	5 (5) AUG. 19 vs L.A.	6 (4) AUG. 1 vs N.Y.	9 (2) AUG. 8 at Dal.	4 (2) AUG. 12 vs Chi.	5 JUN. 27 vs Ind.	3 JUN. 15 at Sea.	30C AUG. 5 vs L.V.
MORGAN TUCK	28 JUN. 16 at Phoe.	8T(2) JUL. 7 at L.V.	3 (2) AUG. 8 at Dal.	3 (2) JUL. 7 at L.V.	6 AUG. 5 vs L.V.	8 JUL. 5 at Phoe.	3 AUG. 5 vs L.V.	3T JUN. 1 at Chi.	3 JUL. 5 at Phoe.	1 (4) JUL. 22 at Dal.	20 (2) JUL. 7 at L.V.
COURTNEY WILLIAMS	35 (2) AUG. 12 vs Chi.	15C JUN. 13 vs Wash.	3 (2) JUN. 27 vs Ind.	4T(2) AUG. 8 at Dal.	10T JUL. 24 vs Wash.	10 (4) AUG. 8 at Dal.	6 (3) AUG. 1 vs N.Y.	2 (6) AUG. 14 vs Dal.	4 (2) JUN. 27 vs Ind.	1 (2) JUN. 7 at N.Y.	34C JUN. 13 vs Wash.
SUN High Games	200 (34) AUG. 19 vs L.A.	46 AUG. 5 vs L.V.	19 MAY. 26 vs Ind.	21 AUG. 12 vs Chi.	34 JUN. 5 at Atl.	51 AUG. 12 vs Chi.	27 MAY. 20 vs L.V.	15 JUN. 1 at Chi.	23 JUL. 20 vs Sea.	9 JUN. 1 at Chi.	110 JUN. 1 at Chi.
SUN Low Games	200 (34) AUG. 19 vs L.A.	24 JUN. 22 at Atl.	7 (2) JUL. 24 vs Wash.	3 AUG. 19 vs L.A.	16 JUN. 16 at Phoe.	29 (2) MAY. 26 vs Ind.	11 AUG. 12 vs Chi.	1 JUN. 26 at Wash.	8 (2) JUL. 22 at Dal.	0 (2) AUG. 14 vs Dal.	65 JUL. 20 vs Sea.
OPPONENTS High Games	200 (34) AUG. 19 vs L.A.	39 AUG. 10 at Chi.	28 MAY. 20 vs L.V.	17 AUG. 8 at Dal.	33 JUN. 5 at Atl.	42 JUL. 5 at Phoe.	35 AUG. 10 at Chi.	12 JUL. 20 vs Sea.	23 JUN. 1 at Chi.	8 (2) AUG. 14 vs Dal.	103 JUN. 15 at Sea.
OPPONENTS Low Games	200 (34) AUG. 19 vs L.A.	18 MAY. 20 vs L.V.	6 (3) AUG. 17 vs Minn.	2 AUG. 5 vs L.V.	9 MAY. 24 vs L.A.	14 MAY. 24 vs L.A.	8 MAY. 20 vs L.V.	2 JUL. 22 at Dal.	7 JUN. 26 at Wash.	0 JUN. 15 at Sea.	64 (2) JUL. 15 at Minn.

"C" indicates a new career-high, "T" a tied career-high.
Numbers in parentheses indicate the number of games in which a player or team has reached a given total (if more than one).





(21-13)

CONNECTICUT SUN

Final 2017 Regular Season

PLAYER	G	GS	-FIELD GOALS-			-3-POINT FG--			-FREE THROWS-			--REBOUNDS--					DQ	STL	TO	BLK	PTS	AVG	
			MIN	FG	FGA	PCT	FG	FGA	PCT	FT	FTA	PCT	OFF	DEF	TOT	AST							PF
J. Jones	34	34	970	181	339	.534	25	56	.446	135	165	.818	123	280	403	50	115	2	29	57	50	522	15.4
A. Thomas	33	33	982	188	369	.509	0	3	.000	114	201	.567	47	178	225	147	105	0	52	98	13	490	14.8
J. Thomas	32	31	902	171	406	.421	54	134	.403	57	73	.781	13	61	74	139	52	0	51	76	4	453	14.2
Williams	34	28	884	185	390	.474	12	37	.324	36	41	.878	45	97	142	71	55	0	19	48	8	418	12.3
Stricklen	34	29	926	95	232	.409	71	173	.410	32	37	.865	17	90	107	37	56	1	42	29	4	293	8.6
Bentley	31	9	735	100	263	.380	22	79	.278	38	47	.809	4	41	45	89	68	0	26	27	4	260	8.4
Kizer	20	1	238	48	100	.480	0	1	.000	23	30	.767	22	35	57	6	37	0	11	10	7	119	6.0
Tuck	22	5	366	45	127	.354	11	38	.289	17	21	.810	11	38	49	20	35	0	8	22	0	118	5.4
Banham	30	0	283	33	101	.327	16	57	.281	16	20	.800	2	32	34	22	28	0	4	12	0	98	3.3
B. Jones	23	0	147	23	40	.575	0	0	---	20	24	.833	16	22	38	3	28	0	9	9	2	66	2.9
Adams	19	0	83	16	45	.356	12	31	.387	5	5	1.000	7	4	11	4	24	1	4	7	4	49	2.6
Pedersen	26	0	266	13	35	.371	0	1	.000	12	17	.706	23	36	59	15	39	0	7	10	2	38	1.5
Fitzgerald	2	0	8	0	3	.000	0	0	---	0	0	---	1	2	3	2	0	0	0	1	0	0	0.0
Hooper	3	0	11	0	2	.000	0	1	.000	0	0	---	0	1	1	0	1	0	0	0	0	0	0.0
SUN	34	-	6800	1098	2452	.448	223	611	.365	505	681	.742	331	917	1248	605	643	4	262	426	98	2924	86.0
OPPONENTS	34	-	6800	1022	2350	.435	209	600	.348	521	647	.805	264	885	1149	570	642	6	226	472	134	2774	81.6

PLAYER	-- SINGLE-GAME HIGHS --									AVERAGE PER GAME							AVERAGE PER 40 MINUTES						
	MIN	REB	AST	ST	TO	BL	PTS	MIN	REB	AST	STL	TO	BLK	PTS	REB	AST	PF	STL	TO	BLK	PTS		
J. Jones	37	22	6	4	4	5	29	28.5	11.9	1.5	0.85	1.7	1.47	15.4	16.6	2.1	4.7	1.20	2.4	2.06	21.5		
A. Thomas	37	13	9	7	7	4	26	29.8	6.8	4.5	1.58	3.0	0.39	14.8	9.2	6.0	4.3	2.12	4.0	0.53	20.0		
J. Thomas	36	6	11	5	7	1	29	28.2	2.3	4.3	1.59	2.4	0.13	14.2	3.3	6.2	2.3	2.26	3.4	0.18	20.1		
Williams	38	10	6	2	6	2	27	26.0	4.2	2.1	0.56	1.4	0.24	12.3	6.4	3.2	2.5	0.86	2.2	0.36	18.9		
Stricklen	37	7	4	5	3	1	21	27.2	3.1	1.1	1.24	0.9	0.12	8.6	4.6	1.6	2.4	1.81	1.3	0.17	12.7		
Bentley	36	5	7	2	4	2	16	23.7	1.5	2.9	0.84	0.9	0.13	8.4	2.4	4.8	3.7	1.41	1.5	0.22	14.1		
Kizer	26	8	2	4	3	2	16	11.9	2.9	0.3	0.55	0.5	0.35	6.0	9.6	1.0	6.2	1.85	1.7	1.18	20.0		
Tuck	38	10	3	3	3	0	21	16.6	2.2	0.9	0.36	1.0	0.00	5.4	5.4	2.2	3.8	0.87	2.4	0.00	12.9		
Banham	19	4	3	1	2	0	11	9.4	1.1	0.7	0.13	0.4	0.00	3.3	4.8	3.1	4.0	0.57	1.7	0.00	13.9		
B. Jones	18	7	1	2	1	1	13	6.4	1.7	0.1	0.39	0.4	0.09	2.9	10.3	0.8	7.6	2.45	2.4	0.54	18.0		
Adams	11	4	2	1	2	1	9	4.4	0.6	0.2	0.21	0.4	0.21	2.6	5.3	1.9	11.6	1.93	3.4	1.93	23.6		
Pedersen	22	6	2	1	2	1	5	10.2	2.3	0.6	0.27	0.4	0.08	1.5	8.9	2.3	5.9	1.05	1.5	0.30	5.7		
Fitzgerald	7	2	1	0	1	0	0	4.0	1.5	1.0	0.00	0.5	0.00	0.0	15.0	10.0	0.0	0.00	5.0	0.00	0.0		
Hooper	6	1	0	0	0	0	0	3.6	0.3	0.0	0.00	0.0	0.00	0.0	3.6	0.0	3.6	0.00	0.0	0.00	0.0		
SUN	200	50	28	14	19	9	104	200.0	36.7	17.8	7.71	12.5	2.88	86.0	36.7	17.8	18.9	7.71	12.5	2.88	86.0		
OPPONENTS	200	48	26	14	22	11	96	200.0	33.8	16.8	6.65	13.9	3.94	81.6	33.8	16.8	18.9	6.65	13.9	3.94	81.6		

CONNECTICUT SUN	Date	Opponent	Team/Opp	Home	Road	Total	High Scoring	High Rebounds	High Assists	Opponent	Scoring	Atten.
	May 13	ATLANTA	L 74- 81	0-1	0-0	0-1	J. Jones-21	J. Jones-20	J. Thomas-3 A. Thomas-3	Hayes-19		6,444
	May 20	@Indiana	L 79- 81	0-1	0-1	0-2	J. Jones-19	J. Jones-12	J. Jones-4	Dupree-19		7,385
	May 23	@Minnesota	L 78- 80	0-1	0-2	0-3	J. Thomas-18	Tuck-10	A. Thomas-6 Bentley-6	Fowles-21		8,033
	May 26	MINNESOTA	L 68- 82	0-2	0-2	0-4	Kizer-12	Williams-5 A. Thomas-5	J. Thomas-3	Fowles-20		6,333
	May 28	@Chicago	W 97- 79	0-2	1-2	1-4	J. Jones-23	J. Jones-21	A. Thomas-5	Young-17		4,498
	May 31	@Washington	L 76- 78	0-2	1-3	1-5	Stricklen-20	J. Jones-13	J. Thomas-6	Hill-18		5,393
	Jun 3	@San Antonio	W 85- 77	0-2	2-3	2-5	Williams-23	J. Jones-14	A. Thomas-7	McBride-27		7,128
	Jun 10	ATLANTA	W104- 71	1-2	2-3	3-5	J. Jones-20	J. Jones-15	J. Thomas-11	Dantas-16		5,327
	Jun 14	NEW YORK	W 96- 76	2-2	2-3	4-5	Williams-22	J. Jones-12	J. Thomas-8	Charles-17		4,818
	Jun 17	@Minnesota	W 98- 93	2-2	3-3	5-5	J. Thomas-20 A. Thomas-20	A. Thomas-8 J. Jones-8	A. Thomas-8	Moore-22		10,121
	Jun 23	@New York	W 94- 89	2-2	4-3	6-5	J. Thomas-23	A. Thomas-8	A. Thomas-8	Charles-20		10,240
	Jun 25	@Dallas	L 82- 96	2-2	4-4	6-6	A. Thomas-19	J. Jones-12	J. Thomas-6	Christmas-Kelly-24		3,408
	Jun 27	LOS ANGELES	L 79- 87	2-3	4-4	6-7	J. Thomas-19	J. Jones-17	J. Thomas-3 A. Thomas-3 Bentley-3	Ogwumike-21		6,899
	Jun 29	SEATTLE	W 96- 89	3-3	4-4	7-7	J. Thomas-29	J. Jones-10	A. Thomas-9	Stewart-22		8,668
	Jul 1	@Indiana	W 91- 85	3-3	5-4	8-7	J. Jones-29	J. Jones-15	A. Thomas-8	Johnson-22		6,473
	Jul 5	@San Antonio	W 89- 56	3-3	6-4	9-7	Williams-17	A. Thomas-8 J. Jones-8	J. Thomas-8	McBride-12		3,210
	Jul 8	WASHINGTON	W 96- 92	4-3	6-4	10-7	J. Jones-22	J. Jones-9	A. Thomas-5	Delle Donne-28		6,073
	Jul 12	@Seattle	W 83- 79	4-3	7-4	11-7	Stricklen-21	J. Jones-12	J. Thomas-6	Stewart-22		10,833
	Jul 13	@Los Angeles	L 77- 87	4-3	7-5	11-8	J. Jones-20	A. Thomas-9	A. Thomas-6	Ogwumike-29		9,918
	Jul 16	SAN ANTONIO	W 89- 75	5-3	7-5	12-8	Williams-15	A. Thomas-9	Bentley-7	Harrison-17		6,355
	Jul 19	@New York	L 80- 96	5-3	7-6	12-9	J. Jones-14	J. Jones-10	Williams-4	Charles-28		17,443
	Jul 25	CHICAGO	W 93- 72	6-3	7-6	13-9	A. Thomas-20	J. Jones-10	J. Thomas-8	Quigley-20		5,631
	Jul 30	INDIANA	W 89- 73	7-3	7-6	14-9	J. Thomas-15	J. Jones-13	A. Thomas-8	Wheeler-13 Gwathmey-13		6,145
	Aug 4	PHOENIX	W 93- 92	8-3	7-6	15-9	J. Jones-19	J. Jones-15	A. Thomas-4 Williams-4 Bentley-4	Taurasi-33		7,331
	Aug 8	SEATTLE	W 84- 71	9-3	7-6	16-9	Williams-27	J. Jones-14	A. Thomas-3 J. Jones-3	Stewart-17		7,853
	Aug 12	DALLAS	W 96- 88	10-3	7-6	17-9	A. Thomas-21	J. Jones-16	Bentley-5	Gray-21		6,898
	Aug 15	@Atlanta	W 96- 75	10-3	8-6	18-9	J. Jones-20	J. Jones-13	Bentley-7	Sykes-23		4,585
	Aug 18	NEW YORK	L 70- 82	10-4	8-6	18-10	J. Thomas-15	J. Jones-9	A. Thomas-5	Charles-24		7,016
	Aug 20	PHOENIX	W 94- 66	11-4	8-6	19-10	J. Jones-20	A. Thomas-12	A. Thomas-5	Griner-18		8,353
	Aug 23	DALLAS	W 93- 87	12-4	8-6	20-10	A. Thomas-23	A. Thomas-17	Williams-5 A. Thomas-5	Diggins-Smith-19		6,465
	Aug 25	CHICAGO	L 83- 96	12-5	8-6	20-11	A. Thomas-14	J. Jones-11	J. Thomas-3	Breland-15		7,761
	Aug 29	@Washington	W 86- 76	12-5	9-6	21-11	A. Thomas-26	J. Jones-22	J. Jones-6	Delle Donne-24		10,953
	Sep 1	@Phoenix	L 66- 86	12-5	9-7	21-12	A. Thomas-19	J. Jones-9	J. Thomas-5	Griner-31		9,971
	Sep 3	@Los Angeles	L 70- 81	12-5	9-8	21-13	Williams-19	J. Jones-10	J. Thomas-4 Bentley-4	Ogwumike-21		12,236





Connecticut Sun 2017 HIGH GAMES

PLAYER	MINUTES	FIELD GOALS	FREE THROWS	----- OFFENSIVE	REBOUNDS DEFENSIVE	----- TOTAL	ASSISTS	STEALS	TURNOVERS	BLOCKED SHOTS	POINTS
DANIELLE ADAMS	11 MAY. 20 at Ind.	3 (2) JUL. 19 at N.Y.	2 (2) JUL. 30 vs Ind.	3 JUL. 25 vs Chi.	2 JUN. 10 vs Atl.	4 JUL. 25 vs Chi.	2 JUL. 5 at S.A.	1 (4) AUG. 20 vs Phoe.	2 (2) JUL. 30 vs Ind.	1 (4) JUN. 17 at Minn.	9 MAY. 20 at Ind.
RACHEL BANHAM	19 (2) AUG. 25 vs Chi.	4 (3) AUG. 15 at Atl.	4 MAY. 28 at Chi.	1T(2) AUG. 20 vs Phoe.	4 (2) JUL. 30 vs Ind.	4 (3) AUG. 20 vs Phoe.	3 JUN. 17 at Minn.	1 (4) AUG. 20 vs Phoe.	2 (2) JUL. 13 at L.A.	0	11 (2) JUN. 17 at Minn.
ALEX BENTLEY	36 MAY. 20 at Ind.	6 AUG. 4 vs Phoe.	4 AUG. 8 vs Sea.	1 (4) AUG. 12 vs Dal.	4 JUL. 5 at S.A.	5 JUL. 5 at S.A.	7 (2) AUG. 15 at Atl.	2 (8) SEP. 3 at L.A.	4 MAY. 20 at Ind.	2T JUL. 25 vs Chi.	16 AUG. 4 vs Phoe.
FEYONDA FITZGERALD	7C JUN. 10 vs Atl.	0C	0C	1C JUN. 14 vs N.Y.	2C JUN. 10 vs Atl.	2C JUN. 10 vs Atl.	1C(2) JUN. 14 vs N.Y.	0C	1C JUN. 10 vs Atl.	0C	0C
JORDAN HOOPER	6 MAY. 26 vs Minn.	0	0	0	1 MAY. 26 vs Minn.	1 MAY. 26 vs Minn.	0	0	0	0	0
BRIONNA JONES	18 JUN. 10 vs Atl.	5 SEP. 1 at Phoe.	4 (2) JUL. 30 vs Ind.	3 (2) AUG. 25 vs Chi.	5 JUN. 10 vs Atl.	7 JUN. 10 vs Atl.	1 (3) AUG. 25 vs Chi.	2 (3) SEP. 1 at Phoe.	1 (9) AUG. 25 vs Chi.	1 (2) AUG. 25 vs Chi.	13 SEP. 1 at Phoe.
JONQUEL JONES	37 (3) AUG. 8 vs Sea.	11 JUL. 1 at Ind.	11C AUG. 12 vs Dal.	10C JUN. 27 vs L.A.	16T AUG. 29 at Wash.	22T AUG. 29 at Wash.	6 AUG. 29 at Wash.	4 (2) AUG. 12 vs Dal.	4 (5) AUG. 23 vs Dal.	5 (2) AUG. 12 vs Dal.	29 JUL. 1 at Ind.
LYNETTA KIZER	26 MAY. 28 at Chi.	6 MAY. 26 vs Minn.	6 MAY. 28 at Chi.	4 MAY. 31 at Wash.	5 (2) MAY. 28 at Chi.	8 MAY. 31 at Wash.	2 JUN. 3 at S.A.	4 MAY. 31 at Wash.	3 MAY. 13 vs Atl.	2T MAY. 13 vs Atl.	16 MAY. 28 at Chi.
KAYLA PEDERSEN	22 JUN. 29 vs Sea.	2 (3) AUG. 25 vs Chi.	2 (4) AUG. 15 at Atl.	4 JUL. 8 vs Wash.	5 JUN. 29 vs Sea.	6 (2) JUL. 25 vs Chi.	2 (4) JUL. 1 at Ind.	1 (7) AUG. 23 vs Dal.	2 JUL. 5 at S.A.	1 (2) JUN. 29 vs Sea.	5 AUG. 25 vs Chi.

Connecticut Sun 2017 HIGH GAMES

PLAYER	MINUTES	FIELD GOALS	FREE THROWS	----- OFFENSIVE	REBOUNDS DEFENSIVE	----- TOTAL	ASSISTS	STEALS	TURNOVERS	BLOCKED SHOTS	POINTS
SHEKINNA STRICKLEN	37 AUG. 8 vs Sea.	7 (2) JUL. 12 at Sea.	5 JUN. 10 vs Atl.	3 JUN. 10 vs Atl.	7 SEP. 1 at Phoe.	7 SEP. 1 at Phoe.	4 SEP. 1 at Phoe.	5C AUG. 8 vs Sea.	3 (2) SEP. 1 at Phoe.	1 (4) SEP. 3 at L.A.	21 JUL. 12 at Sea.
ALYSSA THOMAS	37 JUL. 1 at Ind.	9 (3) AUG. 29 at Wash.	8 (2) AUG. 29 at Wash.	4 SEP. 1 at Phoe.	13T AUG. 12 vs Dal.	13 AUG. 12 vs Dal.	9 JUN. 29 vs Sea.	7C JUL. 5 at S.A.	7C JUN. 27 vs L.A.	4C JUN. 3 at S.A.	26 AUG. 29 at Wash.
JASMINE THOMAS	36 (2) AUG. 29 at Wash.	12T JUN. 29 vs Sea.	8T AUG. 29 at Wash.	2 SEP. 3 at L.A.	5 (3) AUG. 20 vs Phoe.	6 (2) JUN. 17 at Minn.	11T JUN. 10 vs Atl.	5 (3) JUL. 13 at L.A.	7T JUN. 17 at Minn.	1 (4) JUL. 25 vs Chi.	29 JUN. 29 vs Sea.
MORGAN TUCK	38 MAY. 13 vs Atl.	7 MAY. 13 vs Atl.	4T(2) MAY. 20 at Ind.	2 (3) AUG. 8 vs Sea.	8C MAY. 23 at Minn.	10C MAY. 23 at Minn.	3 (3) AUG. 15 at Atl.	3T MAY. 23 at Minn.	3 (2) SEP. 1 at Phoe.	0	21C MAY. 13 vs Atl.
COURTNEY WILLIAMS	38 JUN. 10 vs Atl.	12 AUG. 8 vs Sea.	5T JUN. 14 vs N.Y.	3 (5) AUG. 20 vs Phoe.	7 (2) AUG. 8 vs Sea.	10 JUN. 3 at S.A.	6 JUL. 25 vs Chi.	2 (3) AUG. 20 vs Phoe.	6C MAY. 20 at Ind.	2T AUG. 23 vs Dal.	27 AUG. 8 vs Sea.
SUN High Games	200 (34) SEP. 3 at L.A.	41 JUN. 17 at Minn.	28 MAY. 28 at Chi.	16 JUN. 27 vs L.A.	37 AUG. 20 vs Phoe.	50 MAY. 28 at Chi.	28 AUG. 15 at Atl.	14 JUL. 25 vs Chi.	19 (3) JUL. 13 at L.A.	9 JUN. 17 at Minn.	104 JUN. 10 vs Atl.
SUN Low Games	200 (34) SEP. 3 at L.A.	24 (2) SEP. 3 at L.A.	4 MAY. 23 at Minn.	6 (2) AUG. 18 vs N.Y.	17 JUL. 19 at N.Y.	24 JUL. 19 at N.Y.	11 MAY. 13 vs Atl.	3 (3) AUG. 25 vs Chi.	4 JUL. 19 at N.Y.	0 (3) JUL. 19 at N.Y.	66 SEP. 1 at Phoe.
OPPONENTS High Games	200 (34) SEP. 3 at L.A.	38 AUG. 25 vs Chi.	28 MAY. 20 at Ind.	13 (2) AUG. 15 at Atl.	36 (2) AUG. 18 vs N.Y.	48 JUL. 19 at N.Y.	26 JUN. 17 at Minn.	14 JUN. 17 at Minn.	22 MAY. 23 at Minn.	11 MAY. 28 at Chi.	96 (3) AUG. 25 vs Chi.
OPPONENTS Low Games	200 (34) SEP. 3 at L.A.	21 JUL. 5 at S.A.	2 JUL. 25 vs Chi.	2 (2) AUG. 4 vs Phoe.	16 MAY. 20 at Ind.	21 JUN. 17 at Minn.	10 (2) AUG. 20 vs Phoe.	1 AUG. 18 vs N.Y.	9 (3) JUN. 29 vs Sea.	0 (2) AUG. 8 vs Sea.	56 JUL. 5 at S.A.

"C" indicates a new career-high, "T" a tied career-high.
Numbers in parentheses indicate the number of games in which a player or team has reached a given total (if more than one).







(14-20)

CONNECTICUT SUN

Final 2016 Regular Season

PLAYER	G	GS	-FIELD GOALS-			-3-POINT FG--			-FREE THROWS-			--REBOUNDS--				DQ	STL	TO	BLK	PTS	AVG		
			MIN	FG	FGA	PCT	FG	FGA	PCT	FT	FTA	PCT	OFF	DEF	TOT							AST	PF
Bentley	34	34	979	169	439	.385	48	168	.286	51	65	.785	10	53	63	85	84	0	30	49	3	437	12.9
Ogwumike	33	18	801	158	269	.587	0	0	---	100	139	.719	88	133	221	22	120	3	33	48	33	416	12.6
J. Thomas	34	34	1091	150	368	.408	30	101	.297	68	79	.861	25	115	140	172	88	0	43	86	12	398	11.7
A. Thomas	31	31	840	130	267	.487	0	0	---	83	131	.634	62	125	187	70	81	0	44	75	6	343	11.1
Bone	14	13	334	61	141	.433	4	15	.267	24	36	.667	18	58	76	18	43	0	10	26	3	150	10.7
Little	33	29	812	96	250	.384	29	90	.322	36	57	.632	25	73	98	66	92	2	38	56	9	257	7.8
Tuck	26	3	433	67	162	.414	17	56	.304	32	45	.711	23	51	74	29	25	0	10	25	2	183	7.0
Jones	34	6	479	85	160	.531	11	33	.333	51	69	.739	61	65	126	22	72	3	22	25	38	232	6.8
Williams (TOT)	25	0	351	68	166	.410	8	27	.296	12	21	.571	28	48	76	30	30	0	12	21	3	156	6.2
Williams (CT)	19	0	326	67	157	.427	8	26	.308	11	19	.579	27	42	69	28	29	0	12	19	3	153	8.1
Stricklen	28	0	306	38	104	.365	27	77	.351	9	14	.643	9	29	38	15	20	0	12	3	2	112	4.0
Banham	15	0	164	20	49	.408	13	37	.351	2	3	.667	1	10	11	14	19	0	8	8	1	55	3.7
Taylor	4	0	17	3	5	.600	0	0	---	6	7	.857	2	2	4	3	3	0	0	1	0	12	3.0
Faris	31	0	317	21	53	.396	5	20	.250	14	15	.933	12	26	38	22	45	1	22	29	4	61	2.0
Morello	10	2	50	5	13	.385	0	0	---	2	5	.400	4	10	14	2	8	0	1	6	1	12	1.2
SUN	34	-	6950	1070	2437	.439	192	623	.308	489	684	.715	367	792	1159	568	729	9	285	482	117	2821	83.0
OPPONENTS	34	-	6950	1021	2225	.459	179	507	.353	647	792	.817	282	871	1153	586	632	1	269	533	152	2868	84.4

PLAYER	-- SINGLE-GAME HIGHS --								----- AVERAGE PER GAME -----				----- AVERAGE PER 40 MINUTES -----								
	MIN	REB	AST	ST	TO	BL	PTS	MIN	REB	AST	STL	TO	BLK	PTS	REB	AST	PF	STL	TO	BLK	PTS
Bentley	48	6	6	5	4	1	31	28.8	1.9	2.5	0.88	1.4	0.09	12.9	2.6	3.5	3.4	1.23	2.0	0.12	17.9
Ogwumike	35	15	3	4	4	7	26	24.3	6.7	0.7	1.00	1.5	1.00	12.6	11.0	1.1	6.0	1.65	2.4	1.65	20.8
J. Thomas	45	9	10	4	6	3	21	32.1	4.1	5.1	1.26	2.5	0.35	11.7	5.1	6.3	3.2	1.58	3.2	0.44	14.6
A. Thomas	36	12	7	4	6	1	20	27.1	6.0	2.3	1.42	2.4	0.19	11.1	8.9	3.3	3.9	2.10	3.6	0.29	16.3
Bone	43	11	4	2	4	2	22	23.8	5.4	1.3	0.71	1.9	0.21	10.7	9.1	2.2	5.1	1.20	3.1	0.36	18.0
Little	36	7	7	3	5	2	16	24.6	3.0	2.0	1.15	1.7	0.27	7.8	4.8	3.3	4.5	1.87	2.8	0.44	12.7
Tuck	41	7	5	2	3	1	20	16.7	2.8	1.1	0.38	1.0	0.08	7.0	6.8	2.7	2.3	0.92	2.3	0.18	16.9
Jones	29	11	3	3	2	3	21	14.1	3.7	0.6	0.65	0.7	1.12	6.8	10.5	1.8	6.0	1.84	2.1	3.17	19.4
Williams (TOT)	29	7	5	3	4	1	20	14.0	3.0	1.2	0.48	0.8	0.12	6.2	8.7	3.4	3.4	1.37	2.4	0.34	17.8
Williams (CT)	29	7	5	3	4	1	20	17.1	3.6	1.5	0.63	1.0	0.16	8.1	8.5	3.4	3.6	1.47	2.3	0.37	18.8
Stricklen	24	5	4	3	1	1	12	10.9	1.4	0.5	0.43	0.1	0.07	4.0	5.0	2.0	2.6	1.57	0.4	0.26	14.6
Banham	21	3	3	2	2	1	13	10.9	0.7	0.9	0.53	0.5	0.07	3.7	2.7	3.4	4.6	1.95	2.0	0.24	13.4
Taylor	10	3	2	0	1	0	10	4.3	1.0	0.8	0.00	0.3	0.00	3.0	9.4	7.1	7.1	0.00	2.4	0.00	28.2
Faris	24	4	4	4	3	1	10	10.2	1.2	0.7	0.71	0.9	0.13	2.0	4.8	2.8	5.7	2.78	3.7	0.50	7.7
Morello	11	5	1	1	2	1	4	5.0	1.4	0.2	0.10	0.6	0.10	1.2	11.2	1.6	6.4	0.80	4.8	0.80	9.6
SUN	275	46	26	13	21	11	107	204.4	34.1	16.7	8.38	14.2	3.44	83.0	33.4	16.3	21.0	8.20	13.9	3.37	81.2
OPPONENTS	275	46	24	14	23	10	109	204.4	33.9	17.2	7.91	15.7	4.47	84.4	33.2	16.9	18.2	7.74	15.3	4.37	82.5

CONNECTICUT SUN		Team/Opp	Home	Road	Total	High Scoring	High Rebounds	High Assists	Opponent Scoring	Atten.
May 14 @Chicago	L 70- 93	0-0	0-1	0-1	0-1	Bentley-14	Tuck-7 A. Thomas-7	A. Thomas-4	Vandersloot-14	6,719
May 19 @San Antonio	W 72- 68	0-0	1-1	1-1	1-1	Little-13	Bone-10 A. Thomas-7	J. Thomas-8	Hamby-16	6,267
May 21 WASHINGTON	L 76- 84 (OT)	0-1	1-1	1-2	1-2	A. Thomas-18	Bone-10	J. Thomas-7	Hill-24	6,022
May 26 LOS ANGELES	L 72- 77	0-2	1-1	1-3	1-3	J. Thomas-17	Ogwumike-9	J. Thomas-4	Parker-22	4,766
May 28 @Seattle	L 81- 93	0-2	1-2	1-4	1-4	J. Thomas-17	J. Thomas-5	Little-6	Lloyd-26	4,456
May 31 @Phoenix	L 90- 99	0-2	1-3	1-5	1-5	Little-16	Bone-8	J. Thomas-6	Griner-21	8,412
Jun 3 ATLANTA	L 77- 83	0-3	1-3	1-6	1-6	Bentley-16	Bone-7	J. Thomas-5	Hayes-23	4,541
Jun 5 INDIANA	L 77- 88	0-4	1-3	1-7	1-7	A. Thomas-20	Jones-9	Banham-3	Mitchell-21	5,346
Jun 10 SEATTLE	W 77- 76	1-4	1-3	2-7	2-7	Tuck-20	A. Thomas-9	A. Thomas-4	Bird-24	8,075
Jun 12 @Atlanta	L 87- 93	1-4	1-4	2-8	2-8	J. Thomas-19	Tuck-6 Ogwumike-6 Bentley-6	J. Thomas-5 Bentley-5	Williams-20	4,486
Jun 14 WASHINGTON	L106-109 (3OT)	1-5	1-4	2-9	2-9	Bentley-31	Bone-11	Little-4	Meesseman-23	4,442
Jun 16 NEW YORK	L 72- 80	1-6	1-4	2-10	2-10	Bentley-16	Bone-7	Bentley-4	Charles-32	4,786
Jun 19 SAN ANTONIO	W 93- 90	2-6	1-4	3-10	3-10	Bentley-29	J. Thomas-9	J. Thomas-10	McBride-25	5,596
Jun 24 @Seattle	L 81- 98	2-6	1-5	3-11	3-11	Bentley-13	A. Thomas-6	Bentley-4	Stewart-29	6,568
Jun 26 @Los Angeles	L 73- 80	2-6	1-6	3-12	3-12	Ogwumike-16	A. Thomas-9	A. Thomas-7	Ogwumike-27	9,441
Jun 29 @Phoenix	L 75- 86	2-6	1-7	3-13	3-13	Bentley-20	Jones-9	Bentley-6	Petrovic-22	10,551
Jul 2 @Dallas	W 86- 83	2-6	2-7	4-13	4-13	Bentley-24	Ogwumike-9	J. Thomas-7	Johnson-16	5,108
Jul 7 MINNESOTA	W 93- 89 (OT)	3-6	2-7	5-13	5-13	Bentley-24	Ogwumike-7	J. Thomas-7	Moore-40	6,739
Jul 10 ATLANTA	L 63- 67	3-7	2-7	5-14	5-14	A. Thomas-19	J. Thomas-5 Ogwumike-5	Bentley-3	McCoughtry-26	5,857
Jul 13 @Indiana	W 86- 64	3-7	3-7	6-14	6-14	Ogwumike-20	Ogwumike-8	J. Thomas-6	Kizer-18	12,272
Jul 15 LOS ANGELES	L 92- 98 (OT)	3-8	3-7	6-15	6-15	A. Thomas-17	Ogwumike-13	J. Thomas-5 Little-5 Bentley-5	Lavender-25	6,430
Jul 17 @New York	L 76- 83	3-8	3-8	6-16	6-16	Ogwumike-18	Ogwumike-10	J. Thomas-6	Cash-16	9,464
Jul 20 @Dallas	W 89- 78	3-8	4-8	7-16	7-16	Ogwumike-26	Ogwumike-15	Tuck-5	Sims-20	4,873
Jul 22 @Chicago	W 94- 89	3-8	5-8	8-16	8-16	Bentley-21	Jones-10	J. Thomas-8	Delle Donne-20	6,893
Aug 26 MINNESOTA	W 84- 80	4-8	5-8	9-16	9-16	A. Thomas-15	Ogwumike-10	J. Thomas-6	Whalen-16	7,381
Aug 28 @Atlanta	L 73- 87	4-8	5-9	9-17	9-17	Ogwumike-24	Williams-7	J. Thomas-4	Fowles-16	7,055
Aug 30 SAN ANTONIO	W 89- 62	5-8	5-9	10-17	10-17	Bentley-21	A. Thomas-7	Little-7	Ndour-Fall-12	5,291
Sep 2 @PHOENIX	W 87- 74	6-8	5-9	11-17	11-17	Ogwumike-22	Ogwumike-10	J. Thomas-6	Griner-29	6,709
Sep 4 @Minnesota	L 79- 93	6-8	5-10	11-18	11-18	Bentley-16	Jones-11	Bentley-6	Moore-24	7,632
Sep 9 @New York	L 82- 89	6-8	5-11	11-19	11-19	Williams-20 Ogwumike-20	Ogwumike-9	J. Thomas-4	Charles-23	9,482
Sep 11 CHICAGO	L 86- 96	6-9	5-11	11-20	11-20	J. Thomas-21	Ogwumike-10	J. Thomas-6	Pondexter-24	6,620
Sep 13 INDIANA	W 89- 87	7-9	5-11	12-20	12-20	J. Thomas-21	J. Thomas-5 A. Thomas-5	J. Thomas-6	Johnson-23	4,407
Sep 16 DALLAS	W107- 74	8-9	5-11	13-20	13-20	Williams-15 Little-15	Ogwumike-13	J. Thomas-6	Plaisance-22	6,228
Sep 18 @Washington	W 87- 78	8-9	6-11	14-20	14-20	Jones-21	A. Thomas-10 Ogwumike-10	J. Thomas-10	Meesseman-18 Dolson-18	8,991





Connecticut Sun 2016 HIGH GAMES

PLAYER	MINUTES	FIELD GOALS	FREE THROWS	----- OFFENSIVE	REBOUNDS DEFENSIVE	----- TOTAL	ASSISTS	STEALS	TURNOVERS	BLOCKED SHOTS	POINTS
RACHEL BANHAM	21 MAY. 28 at Sea.	5 (2) JUN. 5 vs Ind.	2 MAY. 28 at Sea.	1T MAY. 28 at Sea.	3 JUN. 10 vs Sea.	3 JUN. 10 vs Sea.	3 JUN. 5 vs Ind.	2 (2) JUN. 5 vs Ind.	2 (2) JUN. 3 vs Atl.	1T JUN. 16 vs N.Y.	13 MAY. 14 at Chi.
ALEX BENTLEY	48C JUN. 14 vs Wash.	12T JUN. 14 vs Wash.	5 (3) JUL. 22 at Chi.	2T MAY. 21 vs Wash.	5 (4) JUL. 20 at Dal.	6T JUN. 12 at Atl.	6 (3) SEP. 4 at Minn.	5 SEP. 2 vs Phoe.	4 (4) SEP. 4 at Minn.	1 (3) JUL. 15 vs L.A.	31T JUN. 14 vs Wash.
KELSEY BONE	43 JUN. 14 vs Wash.	9 JUN. 14 vs Wash.	5 JUN. 5 vs Ind.	4 JUN. 14 vs Wash.	8 (2) MAY. 31 at Phoe.	11 JUN. 14 vs Wash.	4 (2) JUN. 16 vs N.Y.	2 (3) JUN. 14 vs Wash.	4 JUN. 14 vs Wash.	2 JUN. 12 at Atl.	22 JUN. 14 vs Wash.
KELLY FARIS	24 JUN. 19 vs S.A.	4 JUN. 19 vs S.A.	2 (6) SEP. 11 vs Chi.	2 (2) JUN. 19 vs S.A.	3 (2) SEP. 16 vs Dal.	4 (2) AUG. 30 vs S.A.	4T JUL. 22 at Chi.	4C JUN. 16 vs N.Y.	3C(2) JUN. 26 at L.A.	1T(4) JUN. 26 at L.A.	10 JUN. 19 vs S.A.
JONQUEL JONES	29 JUN. 29 at Phoe.	8 SEP. 18 at Wash.	8 JUL. 22 at Chi.	6 SEP. 4 at Minn.	6 (2) JUL. 22 at Chi.	11 SEP. 4 at Minn.	3 MAY. 14 at Chi.	3 (2) SEP. 9 at N.Y.	2 (6) SEP. 9 at N.Y.	3 (5) AUG. 26 vs Minn.	21 SEP. 18 at Wash.
CAMILLE LITTLE	36 SEP. 18 at Wash.	6 (4) SEP. 16 vs Dal.	3 (6) AUG. 26 vs Minn.	3 MAY. 19 at S.A.	6 SEP. 2 vs Phoe.	7 (2) SEP. 2 vs Phoe.	7T AUG. 30 vs S.A.	3 (3) SEP. 11 vs Chi.	5 MAY. 31 at Phoe.	2 (2) JUN. 14 vs Wash.	16 MAY. 31 at Phoe.
ANEIKA MORELLO	11 MAY. 31 at Phoe.	2 JUN. 24 at Sea.	2 JUN. 12 at Atl.	2 JUN. 24 at Sea.	4 MAY. 31 at Phoe.	5 MAY. 31 at Phoe.	1 (2) MAY. 31 at Phoe.	1 JUN. 3 vs Atl.	2 MAY. 21 vs Wash.	1 MAY. 19 at S.A.	4 JUN. 24 at Sea.
CHINEY OGWUMIKE	35 (2) AUG. 30 vs S.A.	9 (3) SEP. 2 vs Phoe.	10C JUL. 13 at Ind.	9C JUL. 15 vs L.A.	10T(2) SEP. 16 vs Dal.	15 JUL. 20 at Dal.	3 AUG. 30 vs S.A.	4T JUL. 20 at Dal.	4 (4) JUL. 17 at N.Y.	7C JUL. 20 at Dal.	26 JUL. 20 at Dal.
SHEKINNA STRICKLEN	24 JUL. 17 at N.Y.	4 (3) JUL. 13 at Ind.	3 JUN. 14 vs Wash.	2 JUN. 10 vs Sea.	4 (2) JUN. 29 at Phoe.	5 JUN. 29 at Phoe.	4 JUL. 20 at Dal.	3 JUL. 17 at N.Y.	1 (3) AUG. 28 at Atl.	1 (2) MAY. 19 at S.A.	12 JUN. 24 at Sea.

Connecticut Sun 2016 HIGH GAMES

PLAYER	MINUTES	FIELD GOALS	FREE THROWS	----- OFFENSIVE	REBOUNDS DEFENSIVE	----- TOTAL	ASSISTS	STEALS	TURNOVERS	BLOCKED SHOTS	POINTS
ASIA TAYLOR	10 SEP. 16 vs Dal.	3 SEP. 16 vs Dal.	4 SEP. 16 vs Dal.	1 (2) SEP. 16 vs Dal.	2 SEP. 16 vs Dal.	3 SEP. 16 vs Dal.	2T SEP. 4 at Minn.	0	1 SEP. 16 vs Dal.	0	10 SEP. 16 vs Dal.
ALYSSA THOMAS	36 (2) JUL. 22 at Chi.	9 JUN. 5 vs Ind.	7 JUN. 10 vs Sea.	4 (4) SEP. 11 vs Chi.	8 (2) SEP. 18 at Wash.	12 JUL. 15 vs L.A.	7 (2) SEP. 18 at Wash.	4 (3) SEP. 13 vs Ind.	6 JUN. 29 at Phoe.	1 (6) SEP. 13 vs Ind.	20 JUN. 5 vs Ind.
JASMINE THOMAS	45C JUN. 14 vs Wash.	8 (2) SEP. 11 vs Chi.	6 JUL. 22 at Chi.	2 (6) SEP. 2 vs Phoe.	8C JUN. 19 vs S.A.	9T(2) JUN. 19 vs S.A.	10 (2) SEP. 18 at Wash.	4 (3) AUG. 30 vs S.A.	6 (2) SEP. 4 at Minn.	3 JUL. 20 at Dal.	21 (2) SEP. 13 vs Ind.
MORGAN TUCK	41C JUN. 14 vs Wash.	8T JUN. 10 vs Sea.	4T(2) AUG. 26 vs Minn.	5C JUN. 12 at Atl.	5 (2) MAY. 31 at Phoe.	7 MAY. 14 at Chi.	5C JUL. 20 at Dal.	2 (3) JUL. 17 at N.Y.	3 (2) JUN. 24 at Sea.	1 (2) JUL. 7 vs Minn.	20 JUN. 10 vs Sea.
COURTNEY WILLIAMS Pho.-Ct.	29 SEP. 9 at N.Y.	8 SEP. 9 at N.Y.	4 SEP. 9 at N.Y.	4T AUG. 30 vs S.A.	5 (3) SEP. 18 at Wash.	7 (2) SEP. 16 vs Dal.	5 SEP. 16 vs Dal.	3 SEP. 9 at N.Y.	4 SEP. 9 at N.Y.	1 (3) AUG. 30 vs S.A.	20 SEP. 9 at N.Y.
COURTNEY WILLIAMS Ct.	29 SEP. 9 at N.Y.	8 SEP. 9 at N.Y.	4 SEP. 9 at N.Y.	4T AUG. 30 vs S.A.	5 (3) SEP. 18 at Wash.	7 (2) SEP. 16 vs Dal.	5 SEP. 16 vs Dal.	3 SEP. 9 at N.Y.	4 SEP. 9 at N.Y.	1 (3) AUG. 30 vs S.A.	20 SEP. 9 at N.Y.
SUN High Games	275 JUN. 14 vs Wash.	43 SEP. 16 vs Dal.	26 JUL. 22 at Chi.	16 SEP. 11 vs Chi.	34 (2) JUL. 13 at Ind.	46 SEP. 18 at Wash.	26 SEP. 18 at Wash.	13 (2) SEP. 2 vs Phoe.	21 (2) JUN. 14 vs Wash.	11 JUL. 20 at Dal.	107 SEP. 16 vs Dal.
SUN Low Games	200 (30) SEP. 18 at Wash.	24 (2) JUL. 17 at N.Y.	8 (4) JUL. 10 vs Atl.	5 (2) JUL. 10 vs Atl.	11 MAY. 28 at Sea.	22 MAY. 28 at Sea.	10 JUL. 17 at N.Y.	4 (3) SEP. 18 at Wash.	7 JUL. 22 at Chi.	1 (4) SEP. 2 vs Phoe.	63 JUL. 10 vs Atl.
OPPONENTS High Games	275 JUN. 14 vs Wash.	37 (3) JUL. 15 vs L.A.	31 (2) JUN. 14 vs Wash.	15 (2) JUL. 7 vs Minn.	32 (4) SEP. 9 at N.Y.	46 MAY. 14 at Chi.	24 (2) JUN. 19 vs S.A.	14 MAY. 31 at Phoe.	23 SEP. 2 vs Phoe.	10 SEP. 11 vs Chi.	109 JUN. 14 vs Wash.





Final 2016 Regular Season

CONNECTICUT SUN
2016 HIGH GAMES

Page 3

PLAYER	MINUTES	FIELD GOALS	FREE THROWS	REBOUNDS			ASSISTS	STEALS	TURNOVERS	BLOCKED SHOTS	POINTS
				OFFENSIVE	DEFENSIVE	TOTAL					
OPPONENTS	200 (30)	23 (3)	6	2	16	24	8	4 (2)	4	0	62
Low Games	SEP. 18 at Wash.	AUG. 30 vs S.A.	JUN. 5 vs Ind.	JUN. 24 at Sea.	SEP. 16 vs Dal.	SEP. 16 vs Dal.	JUL. 2 at Dal.	JUL. 13 at Ind.	MAY. 31 at Phoe.	SEP. 13 vs Ind.	AUG. 30 vs S.A.

"C" indicates a new career-high, "T" a tied career-high.
Numbers in parentheses indicate the number of games in which a player or team has reached a given total (if more than one).







(15-19) CONNECTICUT SUN Final 2015 Regular Season

PLAYER	G	GS	-FIELD GOALS-			-3-POINT FG--			-FREE THROWS-			--REBOUNDS--					PTS	AVG					
			MIN	FG	FGA	PCT	FG	FGA	PCT	FT	FTA	PCT	OFF	DEF	TOT	AST			PF	DQ	STL	TO	BLK
Bone	33	33	961	224	441	.508	0	3	.000	61	98	.622	49	159	208	66	96	0	26	77	19	509	15.4
Bentley	25	25	749	142	347	.409	39	116	.336	44	53	.830	1	48	49	49	64	0	49	29	5	367	14.7
A. Thomas	24	23	623	69	168	.411	0	0	---	72	104	.692	61	65	126	33	65	1	29	42	5	210	8.8
Little	34	34	918	106	261	.406	39	113	.345	29	33	.879	46	77	123	53	91	1	42	58	7	280	8.2
J. Thomas	34	34	907	100	305	.328	31	104	.298	47	60	.783	19	108	127	133	74	0	41	77	14	278	8.2
Stricklen	34	0	599	95	231	.411	51	142	.359	22	28	.786	25	38	63	22	46	0	19	20	8	263	7.7
Gray	34	0	543	86	203	.424	23	66	.348	40	49	.816	18	60	78	92	43	0	22	59	5	235	6.9
Lacy (TOT)	27	15	494	62	143	.434	25	75	.333	28	37	.757	19	49	68	12	56	0	9	18	10	177	6.6
Lacy (CT)	19	11	318	44	99	.444	17	48	.354	28	37	.757	11	34	45	7	35	0	7	13	9	133	7.0
Williams	21	0	246	28	53	.528	0	0	---	14	25	.560	22	46	68	8	20	0	6	11	19	70	3.3
Pedersen	33	1	510	39	90	.433	0	0	---	19	23	.826	29	57	86	40	48	0	23	20	8	97	2.9
Faris	32	9	465	32	84	.381	9	29	.310	21	27	.778	15	40	55	31	51	0	12	15	3	94	2.9
Greene	12	0	101	4	10	.400	0	0	---	6	7	.857	9	15	24	2	21	0	3	6	5	14	1.2
Orehnova	4	0	11	0	4	.000	0	2	.000	0	0	---	1	0	1	0	0	0	0	1	0	0	0.0
SUN	34	-	6950	969	2296	.422	209	623	.335	403	544	.741	306	747	1053	536	654	2	279	460	107	2550	75.0
OPPONENTS	34	-	6950	957	2175	.440	161	450	.358	530	642	.826	311	832	1143	542	550	5	240	509	130	2605	76.6

PLAYER	-- SINGLE-GAME HIGHS --								----- AVERAGE PER GAME -----								----- AVERAGE PER 40 MINUTES -----							
	MIN	REB	AST	ST	TO	BL	PTS		MIN	REB	AST	STL	TO	BLK	PTS	REB	AST	PF	STL	TO	BLK	PTS		
Bone	43	14	6	4	6	3	31		29.1	6.3	2.0	0.79	2.0	0.58	15.4	8.7	2.7	4.0	1.08	3.2	0.79	21.2		
Bentley	44	6	6	6	3	1	31		30.0	2.0	2.0	1.96	1.2	0.20	14.7	2.6	2.6	3.4	2.62	1.5	0.27	19.6		
A. Thomas	40	11	3	4	4	1	18		26.0	5.3	1.4	1.21	1.8	0.21	8.8	8.1	2.1	4.2	1.86	2.7	0.32	13.5		
Little	40	10	6	3	5	2	22		27.0	3.6	1.6	1.24	1.7	0.21	8.2	5.4	2.3	4.0	1.83	2.5	0.31	12.2		
J. Thomas	37	9	8	7	5	4	21		26.7	3.7	3.9	1.21	2.3	0.41	8.2	5.6	5.9	3.3	1.81	3.4	0.62	12.3		
Stricklen	36	5	3	2	2	2	19		17.6	1.9	0.6	0.56	0.6	0.24	7.7	4.2	1.5	3.1	1.27	1.3	0.53	17.6		
Gray	26	9	7	3	6	2	16		16.0	2.3	2.7	0.65	1.7	0.15	6.9	5.7	6.8	3.2	1.62	4.3	0.37	17.3		
Lacy (TOT)	35	7	2	2	3	2	25		18.3	2.5	0.4	0.33	0.7	0.37	6.6	5.5	1.0	4.5	0.73	1.5	0.81	14.3		
Lacy (CT)	35	7	2	2	3	2	25		16.7	2.4	0.4	0.37	0.7	0.47	7.0	5.7	0.9	4.4	0.88	1.6	1.13	16.7		
Williams	22	6	1	1	4	5	10		11.7	3.2	0.4	0.29	0.5	0.90	3.3	11.1	1.3	3.3	0.98	1.8	3.09	11.4		
Pedersen	28	8	4	3	2	1	9		15.5	2.6	1.2	0.70	0.6	0.24	2.9	6.7	3.1	3.8	1.80	1.6	0.63	7.6		
Faris	34	6	4	2	2	1	12		14.5	1.7	1.0	0.38	0.5	0.09	2.9	4.7	2.7	4.4	1.03	1.3	0.26	8.1		
Greene	13	6	1	1	2	1	4		8.4	2.0	0.2	0.25	0.5	0.42	1.2	9.5	0.8	8.3	1.19	2.4	1.98	5.5		
Orehnova	5	1	0	0	1	0	0		2.6	0.3	0.0	0.00	0.3	0.00	0.0	3.6	0.0	0.0	0.00	3.6	0.00	0.0		
SUN	250	47	24	18	25	7	92		204.4	31.0	15.8	8.21	13.5	3.15	75.0	30.3	15.4	18.8	8.03	13.2	3.08	73.4		
OPPONENTS	250	51	26	15	27	10	102		204.4	33.6	15.9	7.06	15.0	3.82	76.6	32.9	15.6	15.8	6.91	14.6	3.74	75.0		

CONNECTICUT SUN															
Date	Opponent	Team/Opp	Home	Road	Total	High Scoring	High Rebounds	High Assists	Opponent Scoring	Atten.					
Jun 5	WASHINGTON	L 68- 73	0-1	0-0	0-1	Bentley-17	A. Thomas-7	J. Thomas-4	Dolson-18	5,846					
Jun 7	@Atlanta	W 75- 70	0-1	1-0	1-1	Bentley-17	J. Thomas-6	Bone-5	Lyttle-16	8,358					
Jun 11	CHICAGO	W 67- 65	1-1	1-0	2-1	Bentley-16	Bone-12	J. Thomas-4	Delle Donne-27	4,523					
Jun 14	ATLANTA	W 82- 64	2-1	1-0	3-1	Stricklen-18 Bone-18 Gray-16	Little-7	J. Thomas-5	McCoughtry-24	5,520					
Jun 16	@Seattle	W 79- 58	2-1	2-0	4-1	Pedersen-6 A. Thomas-6 Bone-14	J. Thomas-3	Pedersen-3 Gray-4	Langhorne-13	4,941					
Jun 19	@Phoenix	W 90- 78 (OT)	2-1	3-0	5-1	Bone-27	Bone-14	J. Thomas-3	Bonner-21	8,907					
Jun 21	@Los Angeles	W 76- 68	2-1	4-0	6-1	Bentley-21	A. Thomas-8	J. Thomas-3 Gray-3	Lavender-17	6,875					
Jun 26	LOS ANGELES	W 80- 76 (OT)	3-1	4-0	7-1	Bentley-18	A. Thomas-7	Little-3	Lavender-22	5,542					
Jun 30	INDIANA	L 84- 92	3-2	4-0	7-2	Bone-21	A. Thomas-5 Little-5	Bentley-6	Catchings-26	5,083					
Jul 2	CHICAGO	L 74- 77	3-3	4-0	7-3	Bentley-25	A. Thomas-9	Tied with-3 Gray-5	Quigley-19	5,607					
Jul 12	@Chicago	L 76- 96	3-3	4-1	7-4	Bone-18	Tied with-3 Bone-8	Gray-5	Pondexter-29	5,051					
Jul 14	MINNESOTA	L 79- 85	3-4	4-1	7-5	Bentley-22	Little-8	J. Thomas-4	Moore-26	6,246					
Jul 16	@New York	L 57- 64	3-4	4-2	7-6	Bentley-15	Little-8 Bone-8	J. Thomas-4 Gray-4	Charles-22	8,813					
Jul 19	@Washington	L 82- 89	3-4	4-3	7-7	Bone-24	A. Thomas-8 Bone-10	Gray-5 J. Thomas-4	Lawson-24 Moore-25	6,964 17,414					
Jul 22	@Minnesota	W 78- 77 (OT)	3-4	5-3	8-7	Stricklen-15	Stricklen-5	J. Thomas-5	Zellous-19	4,868					
Jul 28	INDIANA	L 73- 75 (OT)	3-5	5-3	8-8	Bone-14	Williams-6	Gray-3	Bird-15	6,157					
Jul 31	SEATTLE	W 67- 66	4-5	5-3	9-8	Stricklen-15	Williams-6	J. Thomas-4	Johnson-16	6,601					
Aug 2	@Indiana	L 70- 83	4-5	5-4	9-9	Bone-20	Bone-10	Gray-7	Perkins-15	4,490					
Aug 4	SAN ANTONIO	W 82- 51	5-5	5-4	10-9	Bone-17	Bone-9	J. Thomas-8	Meeseman-15	5,663					
Aug 7	WASHINGTON	W 86- 72	6-5	5-4	11-9	Bentley-31	A. Thomas-11	Pedersen-4	Dolson-21	7,400					
Aug 9	@Washington	L 73- 84	6-5	5-5	11-10	Bone-19	Bone-10	J. Thomas-5	Sims-15	4,682					
Aug 12	TULSA	W 80- 74	7-5	5-5	12-10	Bentley-25			Christmas-Kelly-15						
Aug 14	NEW YORK	L 78- 90	7-6	5-5	12-11	Bentley-19	Bone-7	Bentley-5 J. Thomas-5	Charles-31	5,827					
Aug 16	@Atlanta	L 77- 90	7-6	5-6	12-12	Lacy-21	Little-10	J. Thomas-4	McCoughtry-18 Gray-18	5,661					
Aug 21	@Tulsa	L 76- 84 (OT)	7-6	5-7	12-13	Lacy-20	J. Thomas-8	J. Thomas-5	Williams-22	4,225					
Aug 23	ATLANTA	L 92-102	7-7	5-7	12-14	Lacy-25	Lacy-7	J. Thomas-4 Bone-4	McCoughtry-33	5,319					
Aug 25	@Atlanta	L 57- 71	7-7	5-8	12-15	Stricklen-14	Gray-6	Gray-4	Lyttle-17	5,573					
Aug 27	PHOENIX	L 80- 81	7-8	5-8	12-16	J. Thomas-21	Bone-7	Little-5	Bonner-26	5,171					
Aug 29	NEW YORK	L 66- 80	7-9	5-8	12-17	Bone-22	Bone-7	J. Thomas-4	Prince-18	5,874					
Aug 30	@Chicago	W 72- 68	7-9	6-8	13-17	Bone-25	Gray-9	Gray-6	Vandersloot-18	5,969					
Sep 1	@Indiana	L 51- 81	7-9	6-9	13-18	Bone-17	J. Thomas-5	Gray-3 Bone-3 Faris-3	Catchings-13	5,768					
Sep 4	@San Antonio	W 73- 72	7-9	7-9	14-18	Bone-17	Bone-8	J. Thomas-8	McBride-17	4,633					
Sep 9	@New York	L 64- 74	7-9	7-10	14-19	Bone-19	Bone-10	J. Thomas-4	Prince-25	7,898					
Sep 13	CHICAGO	W 86- 75	8-9	7-10	15-19	Bone-31	A. Thomas-9	J. Thomas-7	Delle Donne-28	8,358					





Connecticut Sun 2015 HIGH GAMES

PLAYER	MINUTES	FIELD	FREE	----- REBOUNDS -----			ASSISTS	STEALS	TURNOVERS	BLOCKED	POINTS
		GOALS	THROWS	OFFENSIVE	DEFENSIVE	TOTAL				SHOTS	
ALEX BENTLEY	44 (2) JUN. 26 vs L.A.	12T AUG. 7 vs Wash.	6 (2) AUG. 12 vs Tulsa	1 JUN. 16 at Sea.	6C JUN. 19 at Phoe.	6T JUN. 19 at Phoe.	6 (2) AUG. 7 vs Wash.	6C JUN. 14 vs Atl.	3 (2) AUG. 12 vs Tulsa	1 (5) AUG. 16 at Atl.	31T AUG. 7 vs Wash.
KELSEY BONE	43 JUN. 19 at Phoe.	13C JUN. 19 at Phoe.	9C AUG. 9 at Wash.	5 JUL. 22 at Minn.	11T JUN. 19 at Phoe.	14T JUN. 19 at Phoe.	6C AUG. 4 vs S.A.	4C JUN. 7 at Atl.	6T JUN. 14 vs Atl.	3C(2) AUG. 30 at Chi.	31C SEP. 13 vs Chi.
KELLY FARIS	34T AUG. 25 at Atl.	5C JUL. 12 at Chi.	3T AUG. 25 at Atl.	3T JUN. 7 at Atl.	5 SEP. 4 at S.A.	6 SEP. 4 at S.A.	4T AUG. 21 at Tulsa	2 (4) SEP. 1 at Ind.	2 (2) SEP. 4 at S.A.	1T(3) SEP. 4 at S.A.	12C JUL. 12 at Chi.
CHELSEA GRAY	26 AUG. 25 at Atl.	6 (2) SEP. 4 at S.A.	5 SEP. 9 at N.Y.	2 (2) AUG. 7 vs Wash.	8 AUG. 30 at Chi.	9 AUG. 30 at Chi.	7 AUG. 4 vs S.A.	3 (2) JUN. 21 at L.A.	6 SEP. 1 at Ind.	2 SEP. 4 at S.A.	16 (2) SEP. 9 at N.Y.
NIKKI GREENE	13C(2) AUG. 23 vs Atl.	1T(4) AUG. 23 vs Atl.	2C(3) SEP. 9 at N.Y.	3C AUG. 25 at Atl.	4C AUG. 21 at Tulsa	6C AUG. 21 at Tulsa	1C(2) AUG. 27 vs Phoe.	1T(3) SEP. 9 at N.Y.	2T(2) AUG. 21 at Tulsa	1T(5) SEP. 1 at Ind.	4C AUG. 14 vs N.Y.
JENNIFER LACY L.A.-Ct.	35 AUG. 21 at Tulsa	7T(3) AUG. 23 vs Atl.	8C AUG. 23 vs Atl.	3 (2) AUG. 23 vs Atl.	4 (6) SEP. 1 at Ind.	7 AUG. 23 vs Atl.	2 (3) AUG. 14 vs N.Y.	2 SEP. 1 at Ind.	3 AUG. 16 at Atl.	2 (2) AUG. 21 at Tulsa	25C AUG. 23 vs Atl.
JENNIFER LACY Ct.	35 AUG. 21 at Tulsa	7T(3) AUG. 23 vs Atl.	8C AUG. 23 vs Atl.	3 AUG. 23 vs Atl.	4 (4) SEP. 1 at Ind.	7 AUG. 23 vs Atl.	2 AUG. 14 vs N.Y.	2 SEP. 1 at Ind.	3 AUG. 16 at Atl.	2 (2) AUG. 21 at Tulsa	25C AUG. 23 vs Atl.
CAMILLE LITTLE	40 JUN. 19 at Phoe.	10 AUG. 23 vs Atl.	5 JUN. 21 at L.A.	8C AUG. 16 at Atl.	6 (2) JUL. 16 at N.Y.	10 AUG. 16 at Atl.	6 AUG. 7 vs Wash.	3 (5) AUG. 27 vs Phoe.	5 AUG. 21 at Tulsa	2 AUG. 16 at Atl.	22 AUG. 23 vs Atl.
INGA OREKHOVA	5 JUN. 7 at Atl.	0T	0T	1C JUN. 7 at Atl.	0	1T JUN. 7 at Atl.	0T	0T	1C JUL. 2 vs Chi.	0	0T

Connecticut Sun 2015 HIGH GAMES

PLAYER	MINUTES	FIELD	FREE	----- REBOUNDS -----			ASSISTS	STEALS	TURNOVERS	BLOCKED	POINTS
		GOALS	THROWS	OFFENSIVE	DEFENSIVE	TOTAL				SHOTS	
KAYLA PEDERSEN	28 (2) JUL. 22 at Minn.	4 (2) JUL. 28 vs Ind.	3 (2) SEP. 13 vs Chi.	3 (3) AUG. 25 at Atl.	6 AUG. 12 vs Tulsa	8 AUG. 12 vs Tulsa	4 (2) AUG. 30 at Chi.	3 (2) AUG. 4 vs S.A.	2 (5) SEP. 1 at Ind.	1 (8) SEP. 9 at N.Y.	9 (2) SEP. 13 vs Chi.
SHEKINNA STRICKLEN	36 AUG. 21 at Tulsa	7 (2) JUL. 19 at Wash.	6C AUG. 9 at Wash.	3 (2) AUG. 21 at Tulsa	3 (5) AUG. 29 vs N.Y.	5 (2) AUG. 21 at Tulsa	3 (2) AUG. 23 vs Atl.	2 (3) AUG. 9 at Wash.	2 (3) AUG. 14 vs N.Y.	2 AUG. 2 at Ind.	19 JUL. 19 at Wash.
ALYSSA THOMAS	40T JUN. 19 at Phoe.	6 JUN. 19 at Phoe.	8 AUG. 2 at Ind.	8C JUN. 19 at Phoe.	8 JUN. 21 at L.A.	11 AUG. 9 at Wash.	3 (4) SEP. 13 vs Chi.	4 (2) JUL. 28 vs Ind.	4 (2) JUL. 22 at Minn.	1 (5) SEP. 9 at N.Y.	18 AUG. 2 at Ind.
JASMINE THOMAS	37 AUG. 21 at Tulsa	7 AUG. 27 vs Phoe.	8T JUN. 26 vs L.A.	2 (5) AUG. 30 at Chi.	7 JUL. 22 at Minn.	9T JUL. 22 at Minn.	8 (2) SEP. 4 at S.A.	7C JUN. 7 at Atl.	5 (4) AUG. 29 vs N.Y.	4C AUG. 29 vs N.Y.	21 AUG. 27 vs Phoe.
ELIZABETH WILLIAMS	22 JUL. 2 vs Chi.	4 (4) AUG. 4 vs S.A.	3 JUN. 5 vs Wash.	3 JUL. 19 at Wash.	5 AUG. 2 at Ind.	6 (2) AUG. 2 at Ind.	1 (8) AUG. 7 vs Wash.	1 (6) AUG. 7 vs Wash.	4 JUL. 19 at Wash.	5 JUL. 28 vs Ind.	10 (2) JUL. 31 vs Sea.
SUN High Games	250 JUN. 19 at Phoe.	38 JUN. 19 at Phoe.	25 JUN. 26 vs L.A.	20 JUN. 19 at Phoe.	29 (2) AUG. 30 at Chi.	47 JUN. 19 at Phoe.	24 AUG. 4 vs S.A.	18 JUN. 7 at Atl.	25 JUN. 14 vs Atl.	7 (2) AUG. 30 at Chi.	92 AUG. 23 vs Atl.
SUN Low Games	200 (29) SEP. 13 vs Chi.	19 AUG. 25 at Atl.	4 (2) SEP. 4 at S.A.	2 AUG. 14 vs N.Y.	14 AUG. 16 at Atl.	19 JUL. 12 at Chi.	10 AUG. 9 at Wash.	4 AUG. 25 at Atl.	7 SEP. 13 vs Chi.	0 JUN. 14 vs Atl.	51 SEP. 1 at Ind.
OPPONENTS High Games	250 JUN. 19 at Phoe.	40 AUG. 23 vs Atl.	31 AUG. 16 at Atl.	18 JUL. 22 at Minn.	34 (3) SEP. 9 at N.Y.	51 JUN. 7 at Atl.	26 JUL. 12 at Chi.	15 JUN. 14 vs Atl.	27 JUN. 14 vs Atl.	10 JUL. 16 at N.Y.	102 AUG. 23 vs Atl.
OPPONENTS Low Games	200 (29) SEP. 13 vs Chi.	21 (2) JUL. 16 at N.Y.	3 AUG. 4 vs S.A.	1 AUG. 4 vs S.A.	16 (2) AUG. 7 vs Wash.	23 AUG. 7 vs Wash.	7 JUN. 11 vs Chi.	2 (2) SEP. 13 vs Chi.	8 (2) SEP. 4 at S.A.	1 (6) SEP. 9 at N.Y.	51 AUG. 4 vs S.A.

"C" indicates a new career-high, "T" a tied career-high.
Numbers in parentheses indicate the number of games in which a player or team has reached a given total (if more than one).





PLAYER	G	GS	-FIELD GOALS-			PCT	-3-POINT FG--			-FREE THROWS-			--REBOUNDS--				PF	DQ	STL	TO	BLK	PTS	AVG
			FG	FGA	FGA		FGA	PCT	FT	FTA	PCT	OFF	DEF	TOT	AST								
Ogwumike	31	31	921	196	366	.536	0	0	---	88	127	.693	123	141	264	20	113	0	36	59	37	480	15.5
Douglas	32	32	1040	134	373	.359	64	178	.360	89	105	.848	25	81	106	69	56	0	30	71	13	421	13.2
Bentley	34	30	872	174	402	.433	31	96	.323	37	49	.755	7	51	58	126	91	1	44	68	3	416	12.2
Thomas	34	28	927	126	290	.434	1	5	.200	87	115	.757	63	111	174	51	70	0	35	58	7	340	10.0
Bone	34	26	793	137	304	.451	0	3	.000	43	65	.662	57	124	181	46	103	0	22	67	17	317	9.3
Hightower	14	10	335	41	104	.394	6	27	.222	20	22	.909	10	21	31	20	34	1	18	13	4	108	7.7
Montgomery	33	0	536	78	209	.373	35	106	.330	31	40	.775	5	20	25	78	40	0	20	44	2	222	6.7
Griffin	31	10	594	52	159	.327	8	30	.267	24	34	.706	58	101	159	25	73	0	39	20	15	136	4.4
McCray	18	2	208	13	56	.232	2	6	.333	7	14	.500	9	17	26	14	18	0	11	25	1	35	1.9
Hoffman	8	0	68	6	18	.333	0	1	.000	0	0	---	6	8	14	4	12	0	5	6	0	12	1.5
Pedersen	31	1	310	16	43	.372	0	0	---	13	21	.619	23	49	72	10	35	0	7	16	4	45	1.5
Cain	9	0	45	4	16	.250	0	0	---	3	4	.750	5	7	12	1	12	0	2	3	4	11	1.2
Faris	25	0	192	8	33	.242	4	15	.267	8	10	.800	6	23	29	9	18	0	3	7	2	28	1.1
Butler	6	0	36	1	6	.167	0	2	.000	0	0	---	0	5	5	0	3	0	1	2	1	2	0.3
SUN	34	-	6875	986	2379	.414	151	469	.322	450	606	.743	397	759	1156	473	678	2	273	502	110	2573	75.7
OPPONENTS	34	-	6875	972	2195	.443	138	428	.322	553	699	.791	318	823	1141	551	617	2	262	531	141	2635	77.5

PLAYER	-- SINGLE-GAME HIGHS --							----- AVERAGE PER GAME -----							----- AVERAGE PER 40 MINUTES -----						
	MIN	REB	AST	ST	TO	BL	PTS	MIN	REB	AST	STL	TO	BLK	PTS	REB	AST	PF	STL	TO	BLK	PTS
Ogwumike	40	17	3	4	4	3	25	29.7	8.5	0.6	1.16	1.9	1.19	15.5	11.5	0.9	4.9	1.56	2.6	1.61	20.8
Douglas	39	8	6	3	6	3	26	32.5	3.3	2.2	0.94	2.2	0.41	13.2	4.1	2.7	2.2	1.15	2.7	0.50	16.2
Bentley	34	5	9	4	5	1	24	25.6	1.7	3.7	1.29	2.0	0.09	12.2	2.7	5.8	4.2	2.02	3.1	0.14	19.1
Thomas	39	12	4	4	4	1	24	27.3	5.1	1.5	1.03	1.7	0.21	10.0	7.5	2.2	3.0	1.51	2.5	0.30	14.7
Bone	45	14	4	3	6	2	20	23.3	5.3	1.4	0.65	2.0	0.50	9.3	9.1	2.3	5.2	1.11	3.4	0.86	16.0
Hightower	33	6	5	3	3	1	14	23.9	2.2	1.4	1.29	0.9	0.29	7.7	3.7	2.4	4.1	2.15	1.6	0.48	12.9
Montgomery	28	3	7	3	4	2	18	16.2	0.8	2.4	0.61	1.3	0.06	6.7	1.9	5.8	3.0	1.49	3.3	0.15	16.6
Griffin	32	11	3	6	2	3	12	19.2	5.1	0.8	1.26	0.6	0.48	4.4	10.7	1.7	4.9	2.63	1.3	1.01	9.2
McCray	27	3	5	3	4	1	8	11.5	1.4	0.8	0.61	1.4	0.06	1.9	5.0	2.7	3.5	2.12	4.8	0.19	6.7
Hoffman	15	5	2	1	2	0	4	8.5	1.8	0.5	0.63	0.8	0.00	1.5	8.2	2.4	7.1	2.94	3.5	0.00	7.1
Pedersen	23	7	2	1	4	1	4	10.0	2.3	0.3	0.23	0.5	0.13	1.5	9.3	1.3	4.5	0.90	2.1	0.52	5.8
Cain	10	4	1	1	2	2	6	5.0	1.3	0.1	0.22	0.3	0.44	1.2	10.7	0.9	10.7	1.78	2.7	3.56	9.8
Faris	25	2	2	1	1	1	8	7.7	1.2	0.4	0.12	0.3	0.08	1.1	6.0	1.9	3.8	0.63	1.5	0.42	5.8
Butler	12	1	0	1	1	1	2	5.9	0.8	0.0	0.17	0.3	0.17	0.3	5.6	0.0	3.3	1.11	2.2	1.11	2.2
SUN	250	46	24	16	22	8	96	202.2	34.0	13.9	8.03	14.8	3.24	75.7	33.6	13.8	19.7	7.94	14.6	3.20	74.9
OPPONENTS	250	42	30	14	26	12	101	202.2	33.6	16.2	7.71	15.6	4.15	77.5	33.2	16.0	17.9	7.62	15.4	4.10	76.7

CONNECTICUT SUN		Team/Opp							High Scoring							High Rebounds							High Assists							Opponent Scoring							Atten.						
Date	Opponent	L 54- 75	0-1	0-0	0-1	Ogwumike-13	Tied with-5	Montgomery-5	Pondexter-17	6,039																																	
May 16	NEW YORK	L 87- 90 (OT)	0-1	0-1	0-2	Ogwumike-25	Ogwumike-10	Hightower-4	M. Moore-33	9,434																																	
May 18	@Minnesota	L 68- 78	0-1	0-2	0-3	Ogwumike-18	Griffin-11	Montgomery-3	Delle Donne-21	4,951																																	
May 21	@Chicago	W 71- 59	1-1	0-2	1-3	Ogwumike-18	Griffin-9	Bentley-3	Langhorne-15	6,573																																	
May 23	SEATTLE	L 65- 79	1-1	0-3	1-4	Ogwumike-18	Ogwumike-15	Bentley-5	January-20	6,305																																	
May 29	@Indiana	L 82-101	1-1	0-4	1-5	Bone-20	Ogwumike-10	Bentley-2	Douglas-2	5,693																																	
May 30	@Chicago	W 85- 76	2-1	0-4	2-5	Ogwumike-18	Ogwumike-10	Bentley-5	Delle Donne-28	5,693																																	
Jun 1	ATLANTA	L 66- 74	2-2	0-4	2-6	Ogwumike-18	Ogwumike-10	Bentley-4	Hayes-17	6,071																																	
Jun 5	WASHINGTON	W 88- 71	3-2	0-4	3-6	Montgomery-18	Ogwumike-9	Bentley-3	Vaughn-16	5,014																																	
Jun 7	INDIANA	W 96- 95	4-2	0-4	4-6	Ogwumike-16	Ogwumike-9	Montgomery-3	Howard-14	5,105																																	
Jun 12	PHOENIX	W 83- 75	4-2	1-4	5-6	Bentley-21	Ogwumike-10	Bentley-5	Dupree-21	5,760																																	
Jun 13	@New York	W 76- 72	5-2	1-4	6-6	Bentley-22	Ogwumike-7	Bentley-5	Charles-25	7,911																																	
Jun 15	NEW YORK	W 89- 67	6-2	1-4	7-6	Bentley-24	Griffin-9	Douglas-5	Pondexter-21	5,480																																	
Jun 17	INDIANA	W 79- 69	7-2	1-4	8-6	Ogwumike-18	Thomas-7	Bentley-4	Kizer-13	4,356																																	
Jun 25	CHICAGO	W 63- 69	7-2	1-5	8-7	Douglas-18	Thomas-12	Bentley-4	Douglas-4	5,881																																	
Jun 27	@Washington	L 65- 67	7-2	1-6	8-8	Ogwumike-22	Thomas-8	Bentley-9	Fowles-17	7,119																																	
Jun 29	@New York	L 71- 74	7-3	1-6	8-9	Ogwumike-17	Ogwumike-10	Douglas-5	Meeseman-22	7,023																																	
Jul 1	SAN ANTONIO	L 83- 96	7-4	1-6	8-10	Bentley-19	Bone-14	Bentley-2	Pondexter-14	7,023																																	
Jul 3	TULSA	W 78- 76	7-4	2-6	9-10	Thomas-24	Ogwumike-10	Griffin-2	Charles-14	4,873																																	
Jul 5	@Tulsa	W 71- 83	7-4	2-7	9-11	Douglas-18	Thomas-9	Bentley-5	Hammon-18	4,873																																	
Jul 8	@Atlanta	L 68- 72	7-4	2-8	9-12	Ogwumike-18	Ogwumike-12	Thomas-2	Sims-30	5,396																																	
Jul 10	@Indiana	L 64- 90	7-5	2-8	9-13	Ogwumike-18	Ogwumike-8	Thomas-4	Diggins-Smith-30	5,943																																	
Jul 13	LOS ANGELES	W 86- 63	7-5	3-8	10-13	Ogwumike-22	Ogwumike-6	Douglas-4	McCoughtry-22	3,496																																	
Jul 15	@Seattle	L 85-101	7-5	3-9	10-14	Douglas-23	Ogwumike-10	Bentley-5	Catchings-21	10,440																																	
Jul 17	@Phoenix	L 75- 89	7-5	3-10	10-15	Ogwumike-18	Ogwumike-10	Bentley-5	Ogwumike-24	6,817																																	
Jul 23	@Washington	L 65- 76	7-6	3-10	10-16	Bone-15	Ogwumike-10	Bentley-6	Ogwumike-6	8,782																																	
Jul 27	MINNESOTA	W 89- 79	7-6	3-11	10-17	Bone-18	Thomas-9	Douglas-6	Taylor-23	9,400																																	
Aug 1	@San Antonio	W 89- 79	7-6	4-11	11-17	Ogwumike-24	Bone-9	Bentley-9	Latta-23	16,028																																	
Aug 3	@Los Angeles	L 69- 70	7-6	4-12	11-18	Ogwumike-23	Bone-13	Bentley-8	M. Moore-17	8,019																																	
Aug 5	CHICAGO	L 66- 82	7-7	4-12	11-19	Thomas-15	Ogwumike-12	Bentley-8	McCoughtry-25	4,308																																	
Aug 8	@New York	L 66- 71	7-7	4-13	11-20	Douglas-26	Pedersen-7	Bentley-5	McBride-27	8,816																																	
Aug 10	WASHINGTON	W 89- 81 (2OT)	8-7	4-13	12-20	Bentley-18	Ogwumike-12	Bentley-6	Beard-18	8,110																																	
Aug 15	WASHINGTON	L 67- 71	8-8	4-13	12-21	Bentley-16	Ogwumike-13	Bentley-3	Prince-20	5,343																																	
Aug 17	ATLANTA	W 84- 55	9-8	4-13	13-21	Bentley-19	Ogwumike-10	Bentley-2	Charles-15	9,125																																	
Aug 10	WASHINGTON	W 89- 81 (2OT)	8-7	4-13	12-20	Bentley-18	Bone-11	Douglas-2	Latta-20	7,348																																	
Aug 15	WASHINGTON	L 67- 71	8-8	4-13	12-21	Bentley-16	Ogwumike-8	Bone-3	Meeseman-16	5,898																																	
Aug 17	ATLANTA	W 84- 55	9-8	4-13	13-21	Bentley-19	Ogwumike-7	Tied with-3	Latta-16	7,689																																	



Connecticut Sun 2014 HIGH GAMES

PLAYER	MINUTES	FIELD GOALS	FREE THROWS	----- OFFENSIVE	REBOUNDS DEFENSIVE	----- TOTAL	ASSISTS	STEALS	TURNOVERS	BLOCKED SHOTS	POINTS
ALEX BENTLEY	34 (2) AUG. 8 at N.Y.	9 (5) AUG. 17 vs Atl.	7C AUG. 1 at S.A.	1 (7) AUG. 17 vs Atl.	5 JUL. 5 at Tulsa	5 JUL. 5 at Tulsa	9 (2) JUL. 23 at Wash.	4 (2) AUG. 10 vs Wash.	5T(2) JUL. 17 at Phoe.	1 (3) JUL. 27 vs Minn.	24 JUN. 13 at N.Y.
KELSEY BONE	45C AUG. 10 vs Wash.	9 MAY. 30 at Chi.	5 JUL. 27 vs Minn.	6C JUL. 1 vs S.A.	11T AUG. 10 vs Wash.	14T JUL. 1 vs S.A.	4 JUL. 29 at Atl.	3 AUG. 15 vs Wash.	6T AUG. 10 vs Wash.	2 (3) JUN. 25 vs Chi.	20 MAY. 30 at Chi.
BRIANA BUTLER	12 JUL. 15 at Sea.	1 JUL. 15 at Sea.	0	0	1 (5) JUL. 23 at Wash.	1 (5) JUL. 23 at Wash.	0	1 JUL. 15 at Sea.	1 (2) JUL. 15 at Sea.	1 JUL. 29 at Atl.	2 JUL. 15 at Sea.
KELLEY CAIN	10 JUN. 1 vs Atl.	3C JUL. 10 at Ind.	2 JUN. 1 vs Atl.	3T JUL. 10 at Ind.	3 JUN. 1 vs Atl.	4 JUL. 10 at Ind.	1T JUL. 10 at Ind.	1T(2) JUL. 8 at Atl.	2T JUN. 1 vs Atl.	2 JUN. 1 vs Atl.	6C JUL. 10 at Ind.
KATIE DOUGLAS	39 (2) AUG. 10 vs Wash.	10 JUL. 1 vs S.A.	10 (2) AUG. 8 at N.Y.	3 JUL. 17 at Phoe.	7 JUN. 29 at N.Y.	8 JUN. 29 at N.Y.	6 JUL. 17 at Phoe.	3 MAY. 29 at Ind.	6 (3) JUL. 5 at Tulsa	3T JUN. 27 at Wash.	26 AUG. 8 at N.Y.
KELLY FARIS	25 AUG. 17 vs Atl.	3 AUG. 17 vs Atl.	3T JUN. 17 vs Ind.	2 JUN. 25 vs Chi.	2 (7) AUG. 17 vs Atl.	2 (9) AUG. 17 vs Atl.	2 (2) AUG. 17 vs Atl.	1 (3) AUG. 1 at S.A.	1 (7) AUG. 10 vs Wash.	1T(2) AUG. 10 vs Wash.	8 AUG. 17 vs Atl.
KELSEY GRIFFIN	32 MAY. 21 at Chi.	4 (2) JUL. 17 at Phoe.	5 JUN. 15 vs N.Y.	6C JUN. 25 vs Chi.	8 MAY. 23 vs Sea.	11T MAY. 21 at Chi.	3 MAY. 18 at Minn.	6T JUN. 7 vs Ind.	2 (3) JUN. 27 at Wash.	3 (2) JUN. 17 vs Ind.	12 JUN. 15 vs N.Y.
ALLISON HIGHTOWER	33 MAY. 21 at Chi.	7 MAY. 23 vs Sea.	5 JUN. 7 vs Ind.	4C MAY. 29 at Ind.	5 JUN. 1 vs Atl.	6 (2) JUN. 1 vs Atl.	5 JUN. 7 vs Ind.	3 (3) JUN. 27 at Wash.	3 (2) JUN. 1 vs Atl.	1 (4) JUN. 1 vs Atl.	14 MAY. 23 vs Sea.
EBONY HOFFMAN	15 AUG. 5 vs Chi.	2 (2) AUG. 17 vs Atl.	0	2 (2) AUG. 17 vs Atl.	3 (2) AUG. 17 vs Atl.	5 AUG. 17 vs Atl.	2 JUL. 27 vs Minn.	1 (5) AUG. 15 vs Wash.	2 (2) AUG. 8 at N.Y.	0	4 (2) AUG. 17 vs Atl.

Connecticut Sun 2014 HIGH GAMES

PLAYER	MINUTES	FIELD GOALS	FREE THROWS	----- OFFENSIVE	REBOUNDS DEFENSIVE	----- TOTAL	ASSISTS	STEALS	TURNOVERS	BLOCKED SHOTS	POINTS
DANIELLE MCCRAY	27 AUG. 15 vs Wash.	3 (2) JUN. 15 vs N.Y.	2 (3) AUG. 5 vs Chi.	2 AUG. 15 vs Wash.	2 (5) AUG. 8 at N.Y.	3 (5) AUG. 15 vs Wash.	5C AUG. 17 vs Atl.	3T MAY. 16 vs N.Y.	4T MAY. 18 at Minn.	1T MAY. 29 at Ind.	8 JUN. 15 vs N.Y.
RENEE MONTGOMERY	28 JUL. 27 vs Minn.	6 JUL. 5 at Tulsa	6 (2) AUG. 10 vs Wash.	1 (5) AUG. 10 vs Wash.	3 JUL. 23 at Wash.	3 JUL. 23 at Wash.	7 JUL. 27 vs Minn.	3 JUN. 1 vs Atl.	4 (2) AUG. 1 at S.A.	2C JUN. 17 vs Ind.	18 JUN. 1 vs Atl.
CHINEY OGWUMIKE	40T MAY. 18 at Minn.	11 (3) AUG. 3 at L.A.	8 JUN. 7 vs Ind.	8 (2) JUN. 29 at N.Y.	10T AUG. 1 at S.A.	17C JUN. 29 at N.Y.	3 JUL. 23 at Wash.	4T MAY. 18 at Minn.	4 (4) JUL. 1 vs S.A.	3 (5) AUG. 1 at S.A.	25 MAY. 18 at Minn.
KAYLA PEDERSEN	23 AUG. 8 at N.Y.	2 (3) JUL. 27 vs Minn.	2 (4) JUL. 17 at Phoe.	5C AUG. 8 at N.Y.	5 JUL. 17 at Phoe.	7 AUG. 8 at N.Y.	2 JUN. 17 vs Ind.	1 (7) AUG. 17 vs Atl.	4 JUL. 8 at Atl.	1 (4) AUG. 8 at N.Y.	4 (5) JUL. 27 vs Minn.
ALYSSA THOMAS	39 AUG. 10 vs Wash.	8 (2) AUG. 1 at S.A.	9C JUN. 25 vs Chi.	5 (2) JUN. 27 at Wash.	7 (3) JUL. 5 at Tulsa	12 JUN. 25 vs Chi.	4 (3) AUG. 17 vs Atl.	4 JUL. 3 vs Tulsa	4 (5) AUG. 17 vs Atl.	1 (7) AUG. 15 vs Wash.	24 JUL. 3 vs Tulsa
SUN High Games	250 AUG. 10 vs Wash.	38 MAY. 18 at Minn.	29 JUN. 17 vs Ind.	22 JUN. 25 vs Chi.	30 (2) AUG. 10 vs Wash.	46 JUN. 25 vs Chi.	24 (2) AUG. 17 vs Atl.	16 MAY. 18 at Minn.	22 (2) JUN. 17 vs Ind.	8 JUN. 25 vs Chi.	96 JUN. 12 vs Phoe.
SUN Low Games	200 (32) AUG. 17 vs Atl.	21 MAY. 16 vs N.Y.	4 JUL. 1 vs S.A.	6 JUN. 13 at N.Y.	14 JUN. 7 vs Ind.	23 JUN. 7 vs Ind.	7 JUL. 3 vs Tulsa	3 JUN. 12 vs Phoe.	9 (2) JUN. 15 vs N.Y.	1 (7) AUG. 17 vs Atl.	54 MAY. 16 vs N.Y.
OPPONENTS High Games	250 AUG. 10 vs Wash.	39 MAY. 30 at Chi.	31 (2) AUG. 8 at N.Y.	17 JUL. 3 vs Tulsa	32 (2) JUL. 27 vs Minn.	42 JUL. 3 vs Tulsa	30 MAY. 30 at Chi.	14 (2) MAY. 29 at Ind.	26 (2) AUG. 17 vs Atl.	12 MAY. 21 at Chi.	101 (2) JUL. 17 at Phoe.
OPPONENTS Low Games	200 (32) AUG. 17 vs Atl.	19 MAY. 23 vs Sea.	5 JUL. 15 at Sea.	3 MAY. 23 vs Sea.	17 AUG. 15 vs Wash.	24 JUL. 15 at Sea.	10 (2) JUL. 10 at Ind.	3 JUN. 5 vs Wash.	8 (2) JUL. 17 at Phoe.	1 (2) JUL. 23 at Wash.	55 AUG. 17 vs Atl.

"C" indicates a new career-high, "T" a tied career-high.
Numbers in parentheses indicate the number of games in which a player or team has reached a given total (if more than one).







(10-24)

CONNECTICUT SUN

Final 2013 Regular Season

PLAYER	G	GS	-FIELD GOALS-			-3-POINT FG--			-FREE THROWS-			--REBOUNDS--			PF	DQ	STL	TO	BLK	PTS	AVG		
			FG	FGA	PCT	FG	FGA	PCT	FT	FTA	PCT	OFF	DEF	TOT								AST	
Charles	29	29	951	218	545	.400	0	3	.000	85	113	.752	98	195	293	42	57	0	27	64	28	521	18.0
Lawson	9	6	271	45	103	.437	22	48	.458	12	14	.857	8	25	33	38	14	0	5	22	1	124	13.8
Hightower	21	21	672	108	255	.424	24	66	.364	28	40	.700	9	56	65	63	56	0	24	31	7	268	12.8
Montgomery	23	18	625	81	222	.365	36	110	.327	35	39	.897	7	34	41	71	39	0	18	56	1	233	10.1
White	22	12	549	84	255	.329	15	76	.197	20	27	.741	17	44	61	44	59	0	34	52	6	203	9.2
Griffin	34	34	864	109	246	.443	12	39	.308	66	90	.733	61	109	170	32	93	1	42	34	23	296	8.7
Bass	33	5	593	94	171	.550	0	0	---	42	69	.609	48	96	144	32	60	0	22	48	29	230	7.0
Castro Marques	28	9	441	58	165	.352	15	46	.326	37	51	.725	13	34	47	29	35	0	13	37	4	168	6.0
Greene	34	31	888	70	172	.407	4	26	.154	30	41	.732	38	88	126	50	56	0	38	36	13	174	5.1
Carter	15	1	259	21	60	.350	4	19	.211	16	20	.800	5	17	22	27	17	0	7	25	4	62	4.1
Pedersen (TOT)	34	5	432	39	101	.386	0	1	.000	23	34	.676	32	68	100	31	52	0	21	28	14	101	3.0
Pedersen (CT)	25	0	269	23	63	.365	0	1	.000	20	28	.714	19	46	65	17	40	0	14	20	6	66	2.6
Lacy	3	1	50	2	18	.111	0	1	.000	3	3	1.000	3	12	15	6	1	0	4	4	0	7	2.3
Faris	24	3	338	18	49	.367	7	25	.280	7	9	.778	12	41	53	16	32	0	7	15	5	50	2.1
Walker	7	0	55	5	17	.294	2	8	.250	1	1	1.000	9	7	16	2	4	0	2	6	3	13	1.9
SUN	34	-	6825	936	2341	.400	141	468	.301	402	545	.738	347	804	1151	469	563	1	257	484	130	2415	71.0
OPPONENTS	34	-	6825	993	2278	.436	135	398	.339	492	640	.769	379	900	1279	514	553	2	289	510	110	2613	76.9

PLAYER	-- SINGLE-GAME HIGHS --							----- AVERAGE PER GAME -----							----- AVERAGE PER 40 MINUTES -----						
	MIN	REB	AST	ST	TO	BL	PTS	MIN	REB	AST	STL	TO	BLK	PTS	REB	AST	PF	STL	TO	BLK	PTS
Charles	37	16	3	3	7	4	30	32.8	10.1	1.4	0.93	2.2	0.97	18.0	12.3	1.8	2.4	1.14	2.7	1.18	21.9
Lawson	36	7	6	1	6	1	23	30.1	3.7	4.2	0.56	2.4	0.11	13.8	4.9	5.6	2.1	0.74	3.2	0.15	18.3
Hightower	37	10	8	3	4	2	23	32.0	3.1	3.0	1.14	1.5	0.33	12.8	3.9	3.8	3.3	1.43	1.8	0.42	16.0
Montgomery	39	6	8	3	5	1	18	27.2	1.8	3.1	0.78	2.4	0.04	10.1	2.6	4.5	2.5	1.15	3.6	0.06	14.9
White	34	5	6	4	8	1	26	25.0	2.8	2.0	1.55	2.4	0.27	9.2	4.4	3.2	4.3	2.48	3.8	0.44	14.8
Griffin	37	10	4	6	4	3	22	25.4	5.0	0.9	1.24	1.0	0.68	8.7	7.9	1.5	4.3	1.94	1.6	1.06	13.7
Bass	37	12	4	3	4	3	16	18.0	4.4	1.0	0.67	1.5	0.88	7.0	9.7	2.2	4.0	1.48	3.2	1.96	15.5
Castro Marques	32	8	3	2	4	1	19	15.7	1.7	1.0	0.46	1.3	0.14	6.0	4.3	2.6	3.2	1.18	3.4	0.36	15.2
Greene	42	9	5	4	3	2	14	26.1	3.7	1.5	1.12	1.1	0.38	5.1	5.7	2.3	2.5	1.71	1.6	0.59	7.8
Carter	26	5	8	2	5	2	11	17.3	1.5	1.8	0.47	1.7	0.27	4.1	3.4	4.2	2.6	1.08	3.9	0.62	9.6
Pedersen (TOT)	28	8	4	2	3	2	10	12.7	2.9	0.9	0.62	0.8	0.41	3.0	9.3	2.9	4.8	1.94	2.6	1.30	9.4
Pedersen (CT)	23	8	4	2	3	1	9	10.8	2.6	0.7	0.56	0.8	0.24	2.6	9.7	2.5	5.9	2.08	3.0	0.89	9.8
Lacy	34	9	3	3	2	0	5	16.5	5.0	2.0	1.33	1.3	0.00	2.3	12.0	4.8	0.8	3.20	3.2	0.00	5.6
Faris	34	7	2	2	2	1	11	14.1	2.2	0.7	0.29	0.6	0.21	2.1	6.3	1.9	3.8	0.83	1.8	0.59	5.9
Walker	11	4	1	1	3	2	6	7.8	2.3	0.3	0.29	0.9	0.43	1.9	11.6	1.5	2.9	1.45	4.4	2.18	9.5
SUN	225	44	22	14	24	10	88	200.7	33.9	13.8	7.56	14.2	3.82	71.0	33.7	13.7	16.5	7.53	14.2	3.81	70.8
OPPONENTS	225	62	26	14	27	11	91	200.7	37.6	15.1	8.50	15.0	3.24	76.9	37.5	15.1	16.2	8.47	14.9	3.22	76.6

CONNECTICUT SUN	Date	Opponent	Team/Opp	Home	Road	Total	High Scoring	High Rebounds	High Assists	Opponent Scoring	Atten.	
May 25	NEW YORK	W 81-69	W 81-69	1-0	0-0	1-0	Lawson-23	Charles-13	Lawson-5	Pondexter-23	7,672	
May 31	@Chicago	L 75-86	L 75-86	1-0	0-1	1-1	Hightower-20	Charles-15	Lawson-4	Fowles-24	6,607	
Jun 1	@Minnesota	L 74-90	L 74-90	1-0	0-2	1-2	Charles-22	Charles-10	Hightower-4	M. Moore-26	9,223	
Jun 7	WASHINGTON	L 62-66	L 62-66	1-1	0-2	1-3	Charles-21	Charles-12	Hightower-5	Latta-17	6,150	
Jun 12	@Indiana	W 73-61	W 73-61	1-1	1-2	2-3	Charles-30	Charles-10	Greene-5	Zellous-14	6,283	
Jun 14	@New York	L 68-78	L 68-78	1-1	1-3	2-4	Hightower-17	Bass-8	Lawson-6	Pondexter-20	5,845	
Jun 16	SEATTLE	L 66-78	L 66-78	1-2	1-3	2-5	Hightower-17	Charles-6	Tied with-2	Thompson-17	6,550	
Jun 23	ATLANTA	L 77-78	L 77-78	1-3	1-3	2-6	Charles-19	Charles-12	Hightower-5	McCoughtry-34	7,557	
Jun 29	PHOENIX	L 70-89	L 70-89	1-4	1-3	2-7	Charles-25	Charles-13	Carter-2	Bonner-19	9,110	
Jul 2	TULSA	W 88-69	W 88-69	2-4	1-3	3-7	Hightower-18	Charles-13	Greene-2	Taurasi-19	5,701	
Jul 6	@Indiana	L 66-78	L 66-78	2-4	1-4	3-8	Hightower-17	Griffin-8	Carter-8	Williams-23	6,383	
Jul 12	CHICAGO	L 70-83	L 70-83	2-5	1-4	3-9	Charles-29	Castro Marques-7	Lawson-5	Catchings-22	6,285	
Jul 14	SAN ANTONIO	W 86-84	W 86-84	3-5	1-4	4-9	Hightower-23	Greene-7	Lawson-6	Delle Donne-23	6,285	
Jul 19	@Tulsa	L 58-64	L 58-64	3-5	1-5	4-10	Hightower-14	Charles-10	White-3	Perkins-23	6,335	
Jul 20	@San Antonio	L 52-60	L 52-60	3-5	1-6	4-11	Charles-18	Charles-12	White-3	Johnson-14	5,294	
Jul 24	@Atlanta	L 65-74	L 65-74	3-5	1-7	4-12	Greene-14	Charles-16	Bass-3	Adams-20	8,375	
Aug 1	INDIANA	W 70-64	W 70-64	4-5	1-7	5-12	Charles-22	Charles-12	Bass-3	McCoughtry-22	4,434	
Aug 3	@New York	W 88-66	W 88-66	4-5	2-7	6-12	Charles-21	Charles-14	Montgomery-5	Zellous-20	4,971	
Aug 6	LOS ANGELES	L 72-74	L 72-74	4-6	2-7	6-13	Charles-25	Charles-13	Hightower-8	Braxton-18	6,245	
Aug 9	CHICAGO	L 61-77	L 61-77	4-7	2-7	6-14	Hightower-13	Charles-10	Hightower-4	Toliver-19	5,792	
Aug 11	@Washington	L 63-74	L 63-74	4-7	2-7	6-14	Hightower-13	Charles-10	Hightower-2	Prince-23	6,086	
Aug 14	ATLANTA	W 88-86	W 88-86	5-7	2-8	7-15	Charles-18	Charles-12	Griffin-2	Montgomery-2	Langhorne-18	7,725
Aug 16	@Atlanta	L 57-88	L 57-88	5-7	2-9	7-16	Charles-25	Faris-7	Hightower-5	McCoughtry-33	5,206	
Aug 18	@Chicago	L 78-89	L 78-89	5-7	2-10	7-17	Castro Marques-18	Pedersen-8	Griffin-4	McCoughtry-30	4,435	
Aug 22	MINNESOTA	L 77-91	L 77-91	5-8	2-10	7-18	White-16	Faris-7	Greene-4	Prince-21	5,074	
Aug 25	NEW YORK	L 66-74	L 66-74	5-8	2-10	7-18	Charles-22	Charles-12	Montgomery-4	Montgomery-4	Brunson-24	7,088
Aug 27	@Los Angeles	L 78-91	L 78-91	5-9	2-11	7-20	Griffin-22	Griffin-10	Montgomery-5	Pierson-18	7,004	
Aug 29	@Seattle	L 65-78	L 65-78	5-9	2-12	7-21	Castro Marques-19	Charles-9	Montgomery-6	Castro Marques-3	Parker-28	11,401
Aug 31	@Phoenix	L 68-76	L 68-76	5-9	2-13	7-22	Charles-18	Bass-6	Carter-3	Carter-3	Little-18	5,567
Sep 6	WASHINGTON	W 77-70	W 77-70	6-9	2-13	8-22	Charles-16	Charles-13	Montgomery-3	Bass-2	Thompson-18	5,567
Sep 7	@Indiana	L 60-69	L 60-69	6-9	2-14	8-23	Charles-16	Charles-13	White-2	White-2	Thompson-18	5,567
Sep 11	ATLANTA	W 78-77	W 78-77	7-9	2-14	9-23	Charles-16	Charles-13	Montgomery-2	Montgomery-2	Dupree-22	8,119
Sep 13	@Washington	L 56-82	L 56-82	7-9	2-15	9-24	Bass-15	Bass-6	Montgomery-5	Bass-2	Bonner-22	5,611
Sep 15	INDIANA	W 82-80 (OT)	W 82-80 (OT)	8-9	2-15	10-24	Bass-15	Pedersen-6	Montgomery-7	White-6	Catchings-15	9,826
Sep 15	INDIANA	W 82-80 (OT)	W 82-80 (OT)	8-9	2-15	10-24	Castro Marques					



Connecticut Sun 2013 HIGH GAMES

PLAYER	MINUTES	FIELD GOALS	FREE THROWS	----- OFFENSIVE	REBOUNDS DEFENSIVE	----- TOTAL	ASSISTS	STEALS	TURNOVERS	BLOCKED SHOTS	POINTS
MISTIE BASS	37C SEP. 15 vs Ind.	7 SEP. 15 vs Ind.	4 (2) AUG. 27 at L.A.	6 SEP. 15 vs Ind.	9C SEP. 7 at Ind.	12T SEP. 15 vs Ind.	4 SEP. 15 vs Ind.	3 (2) AUG. 18 at Chi.	4T(4) SEP. 7 at Ind.	3T(2) SEP. 15 vs Ind.	16 SEP. 15 vs Ind.
SYDNEY CARTER	26 SEP. 13 at Wash.	3 (2) SEP. 13 at Wash.	4 (2) SEP. 13 at Wash.	3C SEP. 7 at Ind.	5T JUL. 2 vs Tulsa	5T JUL. 2 vs Tulsa	8C JUL. 2 vs Tulsa	2T(2) SEP. 7 at Ind.	5T SEP. 15 vs Ind.	2C(2) JUL. 6 at Ind.	11 SEP. 13 at Wash.
IZIANE CASTRO MARQUES	32 SEP. 13 at Wash.	7 SEP. 15 vs Ind.	5 (2) AUG. 27 at L.A.	3T SEP. 15 vs Ind.	6 JUN. 23 vs Atl.	8 (2) SEP. 15 vs Ind.	3 (4) SEP. 11 vs Atl.	2 (5) SEP. 13 at Wash.	4 SEP. 11 vs Atl.	1 (4) SEP. 15 vs Ind.	19 (2) SEP. 15 vs Ind.
TINA CHARLES	37 (2) AUG. 1 vs Ind.	13 (2) JUL. 12 vs Chi.	19C JUN. 29 vs Phoe.	8 JUN. 1 at Minn.	11 JUL. 24 at Atl.	16 JUL. 24 at Atl.	3 (6) AUG. 14 vs Atl.	3 (3) AUG. 11 at Wash.	7 JUN. 23 vs Atl.	4 JUN. 7 vs Wash.	30 JUN. 12 at Ind.
KELLY FARIS	34T AUG. 14 vs Atl.	4 AUG. 14 vs Atl.	2 (2) AUG. 9 vs Chi.	3T AUG. 16 at Atl.	7C AUG. 18 at Chi.	7C(2) AUG. 18 at Chi.	2 (4) AUG. 14 vs Atl.	2 JUL. 19 at Tulsa	2 (4) AUG. 16 at Atl.	1T(5) AUG. 14 vs Atl.	11 AUG. 14 vs Atl.
KALANA GREENE	42C SEP. 15 vs Ind.	6 (2) SEP. 15 vs Ind.	4T JUL. 24 at Atl.	4C(2) SEP. 15 vs Ind.	8T JUN. 12 at Ind.	9T(2) JUN. 12 at Ind.	5 JUN. 12 at Ind.	4T(2) JUL. 24 at Atl.	3 (3) AUG. 16 at Atl.	2 (2) JUL. 6 at Ind.	14 (3) JUL. 24 at Atl.
KELSEY GRIFFIN	37C SEP. 15 vs Ind.	9C AUG. 25 vs N.Y.	9C JUL. 6 at Ind.	5 JUL. 6 at Ind.	7 (3) AUG. 25 vs N.Y.	10 AUG. 25 vs N.Y.	4T JUL. 12 vs Chi.	6T AUG. 31 at Phoe.	4 AUG. 14 vs Atl.	3 AUG. 9 vs Chi.	22C AUG. 25 vs N.Y.
ALLISON HIGHTOWER	37 AUG. 9 vs Chi.	9C(2) JUL. 14 vs S.A.	4 AUG. 1 vs Ind.	2 AUG. 1 vs Ind.	9C JUN. 23 vs Atl.	10C JUN. 23 vs Atl.	8T AUG. 3 at N.Y.	3 (3) AUG. 6 vs L.A.	4T(3) JUL. 6 at Ind.	2T(2) JUL. 24 at Atl.	23C JUL. 14 vs S.A.
NATASHA LACY	34 JUN. 7 vs Wash.	1 (2) JUN. 7 vs Wash.	3 JUN. 7 vs Wash.	2 JUN. 7 vs Wash.	7C JUN. 7 vs Wash.	9C JUN. 7 vs Wash.	3 (2) JUN. 7 vs Wash.	3 JUN. 7 vs Wash.	2 JUN. 7 vs Wash.	0 JUN. 7 vs Wash.	5 JUN. 7 vs Wash.

Connecticut Sun 2013 HIGH GAMES


PLAYER	MINUTES	FIELD GOALS	FREE THROWS	----- OFFENSIVE	REBOUNDS DEFENSIVE	----- TOTAL	ASSISTS	STEALS	TURNOVERS	BLOCKED SHOTS	POINTS
KARA LAWSON	36 (2) JUN. 14 at N.Y.	9T MAY. 25 vs N.Y.	5 JUN. 1 at Minn.	3 JUN. 12 at Ind.	6 (2) JUN. 14 at N.Y.	7 MAY. 25 vs N.Y.	6 (2) JUL. 14 vs S.A.	1 (5) JUL. 19 at Tulsa	6T(2) JUN. 14 at N.Y.	1 JUL. 19 at Tulsa	23 MAY. 25 vs N.Y.
RENEE MONTGOMERY	39 SEP. 15 vs Ind.	6 (4) SEP. 15 vs Ind.	4 (2) AUG. 29 at Sea.	2 AUG. 22 vs Minn.	5 SEP. 13 at Wash.	6 SEP. 13 at Wash.	8 SEP. 15 vs Ind.	3 SEP. 11 vs Atl.	5 (4) SEP. 7 at Ind.	1 JUL. 20 at S.A.	18 (2) AUG. 14 vs Atl.
KAYLA PEDERSEN Tul.-Ct.	28 JUN. 7 at Sea.	5 JUN. 7 at Sea.	3 (2) AUG. 18 at Chi.	3 (3) AUG. 16 at Atl.	7 SEP. 13 at Wash.	8 AUG. 16 at Atl.	4 (2) JUL. 2 vs Tulsa	2 (6) SEP. 11 vs Atl.	3 AUG. 16 at Atl.	2T(3) JUN. 8 at L.A.	10 JUN. 7 at Sea.
KAYLA PEDERSEN Ct.	23 SEP. 6 vs Wash.	4 (2) SEP. 11 vs Atl.	3 (2) AUG. 18 at Chi.	3 (2) AUG. 16 at Atl.	7 SEP. 13 at Wash.	8 AUG. 16 at Atl.	4 JUL. 2 vs Tulsa	2 (4) SEP. 11 vs Atl.	3 AUG. 16 at Atl.	1 (6) SEP. 15 vs Ind.	9 SEP. 6 vs Wash.
ASHLEY WALKER	11 MAY. 31 at Chi.	2 (2) JUN. 7 vs Wash.	1 JUN. 1 at Minn.	3T JUN. 14 at N.Y.	3 JUN. 1 at Minn.	4 (2) JUN. 14 at N.Y.	1 (2) JUN. 16 vs Sea.	1 (2) JUN. 16 vs Sea.	3T MAY. 31 at Chi.	2C JUN. 14 at N.Y.	6 JUN. 1 at Minn.
TAN WHITE	34 SEP. 11 vs Atl.	10T SEP. 6 vs Wash.	3 (2) SEP. 6 vs Wash.	2 (3) AUG. 22 vs Minn.	4 (4) SEP. 11 vs Atl.	5 (3) SEP. 11 vs Atl.	6 SEP. 6 vs Wash.	4 (2) SEP. 11 vs Atl.	8C AUG. 16 at Atl.	1 (6) SEP. 6 vs Wash.	26T SEP. 6 vs Wash.
SUN High Games	225 SEP. 15 vs Ind.	34 (3) AUG. 3 at N.Y.	32 JUN. 29 vs Phoe.	18 JUN. 1 at Minn.	33 JUL. 2 vs Tulsa	44 JUN. 23 vs Atl.	22 JUL. 2 vs Tulsa	14 (2) AUG. 31 at Phoe.	24 AUG. 16 at Atl.	10 JUL. 2 vs Tulsa	88 (3) AUG. 14 vs Atl.
SUN Low Games	200 (33) SEP. 13 at Wash.	18 JUN. 29 vs Phoe.	2 MAY. 31 at Chi.	5 (4) SEP. 13 at Wash.	16 SEP. 6 vs Wash.	21 SEP. 6 vs Wash.	6 AUG. 16 at Atl.	3 AUG. 22 vs Minn.	6 MAY. 31 at Chi.	0 (2) AUG. 22 vs Minn.	52 JUL. 20 at S.A.
OPPONENTS High Games	225 SEP. 15 vs Ind.	38 AUG. 22 vs Minn.	26 AUG. 29 at Sea.	25 JUL. 19 at Tulsa	37 (3) AUG. 31 at Phoe.	62 JUL. 19 at Tulsa	26 AUG. 22 vs Minn.	14 AUG. 16 at Atl.	27 SEP. 11 vs Atl.	11 AUG. 31 at Phoe.	91 (2) AUG. 27 at L.A.

2013 HIGH GAMES

PLAYER	MINUTES	FIELD GOALS	FREE THROWS	----- OFFENSIVE	REBOUNDS DEFENSIVE	----- TOTAL	ASSISTS	STEALS	TURNOVERS	BLOCKED SHOTS	POINTS
OPPONENTS Low Games	200 (33) SEP. 13 at Wash.	22 SEP. 6 vs Wash.	4 JUL. 20 at S.A.	2 JUL. 12 vs Chi.	18 (2) SEP. 15 vs Ind.	26 (2) AUG. 22 vs Minn.	5 JUN. 23 vs Atl.	2 MAY. 31 at Chi.	9 JUL. 2 vs Tulsa	0 AUG. 3 at N.Y.	60 JUL. 20 at S.A.

"C" indicates a new career-high, "T" a tied career-high. Numbers in parentheses indicate the number of games in which a player or team has reached a given total (if more than one).







(25-9)

CONNECTICUT SUN

Final 2012 Regular Season

PLAYER	G	GS	MIN	-FIELD GOALS-			-3-POINT FG--			-FREE THROWS-			--REBOUNDS--				DQ	STL	TO	BLK	PTS	AVG	
				FG	FGA	PCT	FG	FGA	PCT	FT	FTA	PCT	OFF	DEF	TOT	AST							PF
Charles	33	33	1096	250	501	.499	1	5	.200	93	116	.802	123	222	345	57	64	0	17	74	47	594	18.0
Lawson	34	34	1066	169	343	.493	74	172	.430	100	107	.935	17	114	131	136	40	0	27	60	5	512	15.1
Jones	20	19	558	102	229	.445	4	12	.333	35	39	.897	49	92	141	39	61	1	19	51	11	243	12.2
Montgomery	34	0	816	116	333	.348	47	129	.364	117	138	.848	8	55	63	89	52	0	35	76	3	396	11.6
Bass	32	10	598	99	187	.529	0	1	.000	57	80	.713	59	84	143	33	59	0	24	40	13	255	8.0
Hightower	34	29	827	90	256	.352	18	76	.237	32	35	.914	21	58	79	84	79	0	43	47	5	230	6.8
White	31	0	496	57	143	.399	27	67	.403	15	18	.833	9	41	50	35	49	0	31	36	6	156	5.0
McCray	28	8	389	39	124	.315	20	60	.333	37	41	.902	14	42	56	33	41	0	17	28	0	135	4.8
Greene	34	31	605	53	121	.438	5	22	.227	32	46	.696	18	45	63	57	45	0	39	27	7	143	4.2
Griffin	31	6	375	34	99	.343	3	15	.200	24	34	.706	29	61	90	15	37	0	18	27	10	95	3.1
Moore (TOT)	16	0	108	9	20	.450	0	0	---	9	12	.750	8	9	17	2	18	0	0	9	0	27	1.7
Moore (CT)	8	0	65	3	11	.273	0	0	---	6	8	.750	3	4	7	2	10	0	0	3	0	12	1.5
Shegog	3	0	9	1	3	.333	0	0	---	1	2	.500	1	1	2	0	3	0	1	1	0	3	1.0
SUN	34	-	6900	1013	2350	.431	199	559	.356	549	664	.827	351	819	1170	580	540	1	271	493	107	2774	81.6
OPPONENTS	34	-	6900	1008	2344	.430	211	617	.342	404	542	.745	348	853	1201	593	635	2	283	545	110	2631	77.4

PLAYER	-- SINGLE-GAME HIGHS --							----- AVERAGE PER GAME -----							----- AVERAGE PER 40 MINUTES -----						
	MIN	REB	AST	ST	TO	BL	PTS	MIN	REB	AST	STL	TO	BLK	PTS	REB	AST	PF	STL	TO	BLK	PTS
Charles	41	22	4	3	8	4	30	33.2	10.5	1.7	0.52	2.2	1.42	18.0	12.6	2.1	2.3	0.62	2.7	1.72	21.7
Lawson	37	10	9	3	6	1	30	31.4	3.9	4.0	0.79	1.8	0.15	15.1	4.9	5.1	1.5	1.01	2.3	0.19	19.2
Jones	36	12	5	2	6	2	22	27.9	7.1	2.0	0.95	2.6	0.55	12.2	10.1	2.8	4.4	1.36	3.7	0.79	17.4
Montgomery	31	6	7	5	5	1	25	24.0	1.9	2.6	1.03	2.2	0.09	11.6	3.1	4.4	2.5	1.72	3.7	0.15	19.4
Bass	35	11	4	5	3	2	19	18.7	4.5	1.0	0.75	1.3	0.41	8.0	9.6	2.2	3.9	1.61	2.7	0.87	17.1
Hightower	38	6	8	4	4	2	20	24.3	2.3	2.5	1.26	1.4	0.15	6.8	3.8	4.1	3.8	2.08	2.3	0.24	11.1
White	25	4	3	4	5	2	12	16.0	1.6	1.1	1.00	1.2	0.19	5.0	4.0	2.8	4.0	2.50	2.9	0.48	12.6
McCray	28	6	3	3	4	0	15	13.9	2.0	1.2	0.61	1.0	0.00	4.8	5.8	3.4	4.2	1.75	2.9	0.00	13.9
Greene	28	5	5	3	3	2	14	17.8	1.9	1.7	1.15	0.8	0.21	4.2	4.2	3.8	3.0	2.58	1.8	0.46	9.5
Griffin	34	10	3	2	4	4	13	12.1	2.9	0.5	0.58	0.9	0.32	3.1	9.6	1.6	3.9	1.92	2.9	1.07	10.1
Moore (TOT)	16	3	1	0	2	0	7	6.7	1.1	0.1	0.00	0.6	0.00	1.7	6.3	0.7	6.7	0.00	3.3	0.00	10.0
Moore (CT)	14	2	1	0	1	0	4	8.1	0.9	0.3	0.00	0.4	0.00	1.5	4.3	1.2	6.2	0.00	1.8	0.00	7.4
Shegog	5	1	0	1	1	0	3	2.9	0.7	0.0	0.33	0.3	0.00	1.0	8.9	0.0	13.3	4.44	4.4	0.00	13.3
SUN	225	48	25	14	25	8	100	202.9	34.4	17.1	7.97	14.5	3.15	81.6	33.9	16.8	15.7	7.86	14.3	3.10	80.4
OPPONENTS	225	47	23	16	26	7	95	202.9	35.3	17.4	8.32	16.0	3.24	77.4	34.8	17.2	18.4	8.20	15.8	3.19	76.3

CONNECTICUT SUN		Team/Opp	Home	Road	Total	High Scoring	High Rebounds	High Assists	Opponent Scoring	Atten.
Date	Opponent									
May 19	@New York	W 78- 73	0-0	1-0	1-0	Charles-19	Charles-13	Lawson-6	Pondexter-19	8,112
May 20	NEW YORK	W 92- 77	1-0	1-0	2-0	Charles-25	Charles-11	Montgomery-6	Pondexter-18	7,118
May 25	SAN ANTONIO	W 83- 79	2-0	1-0	3-0	Montgomery-23	Charles-8	Jones-5	Adams-21	6,115
Jun 1	MINNESOTA	L 72- 85	2-1	1-0	3-1	Charles-20	Charles-12	Hightower-5	Augustus-23	7,249
Jun 3	WASHINGTON	W 94- 86	3-1	1-0	4-1	Charles-30	Charles-9	Lawson-4	Langhorne-25	7,065
Jun 8	@Indiana	W 89- 81	3-1	2-0	5-1	Lawson-18	Charles-14	Greene-4	Catchings-31	6,041
Jun 10	ATLANTA	W 92- 73	4-1	2-0	6-1	Charles-22	Charles-11	Lawson-4	McCoughtry-23	6,526
Jun 13	LOS ANGELES	L 81- 87	4-2	2-0	6-2	Charles-19	Charles-13	Hightower-5	Parker-33	6,058
Jun 15	NEW YORK	W 97- 55	5-2	2-0	7-2	Charles-20	Charles-8	Lawson-4	Carson-14	6,522
Jun 17	@Atlanta	W 75- 73	5-2	3-0	8-2	Charles-23	Charles-22	Greene-5	Herrington-20	4,323
Jun 19	INDIANA	W 88- 85 (OT)	6-2	3-0	9-2	Lawson-22	Charles-8	Lawson-3	Douglas-23	6,503
Jun 21	@Indiana	L 61- 95	6-2	3-1	9-3	Bass-11	Jones-8	Lawson-2	January-20	6,326
Jun 29	@Washington	W 77- 64	6-2	4-1	10-3	Jones-20	Jones-11	Charles-8	Currie-21	6,975
Jul 1	SEATTLE	L 83- 89 (OT)	6-3	4-1	10-4	Lawson-22	Charles-14	Hightower-4	Little-27	9,201
Jul 6	@Tulsa	W 86- 75	6-3	5-1	11-4	Charles-24	Charles-10	Lawson-6	Latta-24	4,318
Jul 7	@Minnesota	W 86- 80	6-3	6-1	12-4	Lawson-22	Charles-15	Hightower-5	Moore-19	10,882
Jul 10	@Washington	W 77- 70	6-3	7-1	13-4	Lawson-17	Charles-8	Greene-4	Langhorne-15	12,569
Jul 11	WASHINGTON	W 85- 73	7-3	7-1	14-4	Jones-22	Jones-9	Charles-4	Langhorne-19	7,804
Jul 13	@Chicago	W 80- 78 (OT)	7-3	8-1	15-4	Charles-25	Charles-13	Montgomery-6	Vandersloot-22	5,988
Aug 16	@New York	L 66- 79	7-3	8-2	15-5	Montgomery-16	Charles-12	Lawson-4	Pondexter-24	5,865
Aug 18	NEW YORK	W 85- 74	8-3	8-2	16-5	Charles-23	Charles-9	Lawson-5	Carson-17	8,232
Aug 21	TULSA	W 82- 80 (OT)	9-3	8-2	17-5	Lawson-19	Bass-11	Lawson-4	Pondexter-17	6,745
Aug 26	CHICAGO	L 70- 82	9-4	8-2	17-6	Hightower-17	Charles-8	Montgomery-4	T. Johnson-14	6,745
Aug 28	@Chicago	W 83- 72	9-4	9-2	18-6	Charles-24	Charles-14	Lawson-6	Lacy-14	8,390
Aug 30	@San Antonio	W 84- 73	9-4	10-2	19-6	Charles-20	Charles-10	Hightower-8	Prince-15	2,884
Sep 2	@Atlanta	L 80- 87	9-4	10-3	19-7	Lawson-16	Charles-11	Lawson-5	Vandersloot-17	5,023
Sep 4	@Washington	W 77- 70	9-4	11-3	20-7	Charles-20	Charles-13	Lawson-4	Adams-22	5,023
Sep 7	PHOENIX	L 82- 91	9-5	11-3	20-8	Montgomery-25	Bass-9	Bass-4	McCoughtry-24	5,020
Sep 9	CHICAGO	W 82- 77	10-5	11-3	21-8	Charles-24	Charles-6	Lawson-9	Langhorne-23	5,980
Sep 12	@Phoenix	W100- 78	10-5	12-3	22-8	Lawson-30	Lawson-6	Lawson-7	Bonner-35	8,379
Sep 14	@Los Angeles	L 82- 93	10-5	12-4	22-9	Charles-21	Charles-13	Bass-9	Cash-21	6,658
Sep 16	@Seattle	W 60- 58	10-5	13-4	23-9	Lawson-13	Bass-11	Lawson-4	Bonner-24	5,421
Sep 19	INDIANA	W 73- 67	11-5	13-4	24-9	Lawson-23	Charles-12	Lawson-6	Parker-23	10,503
Sep 23	ATLANTA	W 92- 72	12-5	13-4	25-9	Lawson-21	Charles-9	Montgomery-7	Stricklen-12	7,748
									Douglas-19	5,811
									Harding-16	9,143





Connecticut Sun 2012 HIGH GAMES

PLAYER	MINUTES	FIELD GOALS	FREE THROWS	----- REBOUNDS -----			ASSISTS	STEALS	TURNOVERS	BLOCKED SHOTS	POINTS
				OFFENSIVE	DEFENSIVE	TOTAL					
MISTIE BASS	35 JUL. 13 at Chi.	6 (4) SEP. 12 at Phoe.	7C JUL. 13 at Chi.	6 AUG. 21 vs Tulsa	6 (2) SEP. 16 at Sea.	11 (2) SEP. 16 at Sea.	4 SEP. 4 at Wash.	5T SEP. 23 vs Atl.	3 (6) SEP. 19 vs Ind.	2 (3) SEP. 4 at Wash.	19 JUL. 13 at Chi.
TINA CHARLES	41 AUG. 21 vs Tulsa	13 JUN. 3 vs Wash.	7 SEP. 7 vs Phoe.	8 (2) JUL. 1 vs Sea.	16 JUN. 17 at Atl.	22 JUN. 17 at Atl.	4 (2) JUL. 10 at Wash.	3 SEP. 16 at Sea.	8T JUN. 17 at Atl.	4 (4) AUG. 30 at S.A.	30 JUN. 3 vs Wash.
KALANA GREENE	28 JUL. 1 vs Sea.	5 (3) SEP. 23 vs Atl.	4T SEP. 12 at Phoe.	3 SEP. 12 at Phoe.	5 SEP. 2 at Atl.	5 (2) SEP. 2 at Atl.	5 JUN. 15 vs N.Y.	3 (6) SEP. 23 vs Atl.	3 (2) SEP. 19 vs Ind.	2 SEP. 14 at L.A.	14 SEP. 12 at Phoe.
KELSEY GRIFFIN	34 AUG. 30 at S.A.	5 AUG. 30 at S.A.	4 (2) SEP. 9 vs Chi.	4 (3) SEP. 9 vs Chi.	6 AUG. 30 at S.A.	10 AUG. 30 at S.A.	3 AUG. 21 vs Tulsa	2 (2) SEP. 7 vs Phoe.	4 AUG. 28 at Chi.	4C SEP. 4 at Wash.	13 AUG. 30 at S.A.
ALLISON HIGHTOWER	38C AUG. 21 vs Tulsa	7 AUG. 26 vs Chi.	7C JUN. 15 vs N.Y.	2 (6) SEP. 19 vs Ind.	5 (2) AUG. 28 at Chi.	6 (2) AUG. 28 at Chi.	8T AUG. 30 at S.A.	4C JUL. 6 at Tulsa	4T(2) JUL. 11 vs Wash.	2T AUG. 30 at S.A.	20 AUG. 18 vs N.Y.
ASJHA JONES	36 JUN. 29 at Wash.	10 JUL. 11 vs Wash.	4 (4) JUL. 7 at Minn.	7C JUL. 1 vs Sea.	9T(2) JUL. 7 at Minn.	12T JUN. 8 at Ind.	5 MAY. 25 vs S.A.	2 (6) JUL. 11 vs Wash.	6 JUN. 1 vs Minn.	2 (3) JUN. 19 vs Ind.	22 JUL. 11 vs Wash.
KARA LAWSON	37 (3) SEP. 16 at Sea.	9T(2) SEP. 12 at Phoe.	8 (2) JUN. 19 vs Ind.	4T MAY. 19 at N.Y.	9C JUL. 7 at Minn.	10 JUL. 7 at Minn.	9 SEP. 9 vs Chi.	3T JUL. 11 vs Wash.	6T AUG. 28 at Chi.	1 (5) SEP. 12 at Phoe.	30C SEP. 12 at Phoe.
DANIELLE MCCRAY	28C SEP. 7 vs Phoe.	5 SEP. 2 at Atl.	6C MAY. 19 at N.Y.	4C SEP. 4 at Wash.	5 (2) SEP. 9 vs Chi.	6 (3) SEP. 4 at Wash.	3 (2) JUN. 8 at Ind.	3T SEP. 14 at L.A.	4T(2) SEP. 12 at Phoe.	0	15 SEP. 2 at Atl.
RENEE MONTGOMERY	31 JUL. 13 at Chi.	8 (2) SEP. 7 vs Phoe.	7 (3) AUG. 28 at Chi.	1 (8) AUG. 30 at S.A.	5 JUN. 10 vs Atl.	6 JUN. 10 vs Atl.	7 SEP. 23 vs Atl.	5T JUN. 8 at Ind.	5 (2) JUN. 10 vs Atl.	1 (3) SEP. 16 at Sea.	25 SEP. 7 vs Phoe.

Connecticut Sun 2012 HIGH GAMES

PLAYER	MINUTES	FIELD GOALS	FREE THROWS	----- REBOUNDS -----			ASSISTS	STEALS	TURNOVERS	BLOCKED SHOTS	POINTS
				OFFENSIVE	DEFENSIVE	TOTAL					
JESSICA MOORE Atl.-Ct.	16 JUL. 8 at L.A.	2 (3) AUG. 28 at Chi.	3 (2) AUG. 30 at S.A.	2 (2) JUL. 8 at L.A.	2 JUN. 15 vs L.A.	3 (3) JUL. 8 at L.A.	1 (2) SEP. 12 at Phoe.	0	2 JUL. 8 at L.A.	0	7 JUL. 8 at L.A.
JESSICA MOORE Ct.	14 SEP. 12 at Phoe.	2 AUG. 28 at Chi.	3 AUG. 30 at S.A.	1 (3) SEP. 12 at Phoe.	1 (4) SEP. 12 at Phoe.	2 (3) SEP. 12 at Phoe.	1 (2) SEP. 12 at Phoe.	0	1 (3) SEP. 12 at Phoe.	0	4 AUG. 28 at Chi.
CHAY SHEGOG	5C JUN. 15 vs N.Y.	1C JUN. 15 vs N.Y.	1C JUN. 15 vs N.Y.	1C JUN. 15 vs N.Y.	1C MAY. 20 vs N.Y.	1C(2) JUN. 15 vs N.Y.	0C	1C JUN. 15 vs N.Y.	1C JUN. 15 vs N.Y.	0C	3C JUN. 15 vs N.Y.
TAN WHITE	25 SEP. 23 vs Atl.	4 (6) SEP. 14 at L.A.	4 JUN. 21 at Ind.	1 (9) SEP. 19 vs Ind.	4 JUN. 17 at Atl.	4 (3) SEP. 19 vs Ind.	3 (6) SEP. 23 vs Atl.	4 AUG. 30 at S.A.	5 JUL. 13 at Chi.	2 AUG. 28 at Chi.	12 SEP. 12 at Phoe.
SUN High Games	225 (4) AUG. 21 vs Tulsa	37 JUN. 10 vs Atl.	26 (2) JUN. 3 vs Wash.	19 JUN. 1 vs Minn.	36 JUL. 7 at Minn.	48 JUL. 7 at Minn.	25 JUL. 6 at Tulsa	14 SEP. 23 vs Atl.	25 JUN. 17 at Atl.	8 SEP. 4 at Wash.	100 SEP. 12 at Phoe.
SUN Low Games	200 (30) SEP. 23 vs Atl.	20 JUN. 21 at Ind.	4 AUG. 16 at N.Y.	3 JUL. 10 at Wash.	15 JUN. 1 vs Minn.	21 SEP. 7 vs Phoe.	6 JUN. 21 at Ind.	3 (3) SEP. 2 at Atl.	8 AUG. 30 at S.A.	0 (3) SEP. 23 vs Atl.	60 SEP. 16 at Sea.
OPPONENTS High Games	225 (4) AUG. 21 vs Tulsa	36 JUN. 21 at Ind.	21 SEP. 12 at Phoe.	18 JUN. 10 vs Atl.	36 JUN. 13 vs L.A.	47 JUN. 13 vs L.A.	23 (3) JUL. 13 at Chi.	16 JUN. 17 at Atl.	26 AUG. 18 vs N.Y.	7 JUN. 13 vs L.A.	95 JUN. 21 at Ind.
OPPONENTS Low Games	200 (30) SEP. 23 vs Atl.	23 JUN. 15 vs N.Y.	4 (2) SEP. 16 at Sea.	4 JUN. 17 at Atl.	16 SEP. 19 vs Ind.	26 JUN. 17 at Atl.	11 (2) SEP. 19 vs Ind.	3 (2) AUG. 30 at S.A.	8 (2) AUG. 16 at N.Y.	0 SEP. 19 vs Ind.	55 JUN. 15 vs N.Y.

"C" indicates a new career-high, "T" a tied career-high.

Numbers in parentheses indicate the number of games in which a player or team has reached a given total (if more than one).







(21-13)

CONNECTICUT SUN

Final 2011 Regular Season

PLAYER	G	GS	-FIELD GOALS-			-3-POINT FG--			-FREE THROWS-			--REBOUNDS--					PTS	AVG								
			MIN	FG	FGA	PCT	FG	FGA	PCT	FT	FTA	PCT	OFF	DEF	TOT	AST			PF	DQ	STL	TO	BLK			
Charles	34	34	1136	254	543	.468	0	3	.000	92	134	.687	126	152	.829	12	61	73	167	46	0	26	75	60	600	17.6
Montgomery	34	34	991	154	385	.400	61	159	.384	126	152	.829	12	61	73	167	46	0	49	89	3	49	89	3	495	14.6
Jones	34	34	971	198	446	.444	3	10	.300	54	76	.711	64	153	217	64	102	2	21	64	16	45	13	3	453	13.3
Lawson	33	8	832	111	247	.449	55	128	.430	65	73	.890	12	75	87	96	36	0	23	46	1	34	2	4	342	10.4
White	34	0	747	68	192	.354	23	82	.280	42	50	.840	17	80	97	66	65	0	40	42	6	20	1	5	201	5.9
McCray	34	23	513	69	173	.399	34	87	.391	27	35	.771	14	63	77	42	45	0	16	34	4	19	9	4	199	5.9
Greene	33	33	781	70	166	.422	18	46	.391	27	45	.600	26	99	125	49	55	0	30	29	12	18	5	6	185	5.6
Griffin	34	2	441	41	115	.357	4	24	.167	38	52	.731	45	59	104	18	42	0	25	13	10	12	4	3	124	3.6
Walker	10	0	80	8	19	.421	0	0	---	8	11	.727	10	6	16	0	12	0	2	11	0	2	4	2	24	2.4
Hightower	25	2	231	19	56	.339	4	18	.222	9	12	.750	4	12	16	13	22	0	11	7	1	5	1	5	21	2.0
Moore	29	0	199	17	40	.425	0	0	---	14	18	.778	10	13	23	5	19	0	5	14	2	4	8	1	48	1.7
Breland (TOT)	13	0	76	9	23	.391	0	0	---	2	2	1.000	3	11	14	4	9	0	2	3	7	20	1.5			
Breland (CT)	4	0	6	1	2	.500	0	0	---	0	0	---	0	0	0	0	0	0	0	0	1	2	0.5			
SUN	34	-	6925	1010	2384	.424	202	557	.363	502	658	.763	340	869	1209	583	533	2	248	446	116	2724	80.1			
OPPONENTS	34	-	6925	1003	2340	.429	197	568	.347	409	549	.745	345	895	1240	617	652	5	262	526	109	2612	76.8			

PLAYER	-- SINGLE-GAME HIGHS --											----- AVERAGE PER GAME -----				----- AVERAGE PER 40 MINUTES -----					
	MIN	REB	AST	ST	TO	BL	PTS	MIN	REB	AST	STL	TO	BLK	PTS	REB	AST	PF	STL	TO	BLK	PTS
Charles	46	23	7	3	8	5	31	33.4	11.0	1.9	0.76	2.2	1.76	17.6	13.2	2.2	3.1	0.92	2.6	2.11	21.1
Montgomery	43	6	10	5	6	1	33	29.1	2.1	4.9	1.44	2.6	0.09	14.6	2.9	6.7	1.9	1.98	3.6	0.12	20.0
Jones	35	11	5	2	4	2	27	28.6	6.4	1.9	0.62	1.9	0.47	13.3	8.9	2.6	4.2	0.87	2.6	0.66	18.7
Lawson	40	7	2	4	1	17	25.2	2.6	2.9	0.70	1.4	0.03	10.4	4.2	4.6	1.7	1.11	2.2	0.05	16.4	
White	37	10	6	5	4	3	17	22.0	2.9	1.9	1.18	1.2	0.18	5.9	5.2	3.5	3.5	2.14	2.2	0.32	10.8
McCray	27	7	4	2	4	1	22	15.1	2.3	1.2	0.47	1.0	0.12	5.9	6.0	3.3	3.5	1.25	2.7	0.31	15.5
Greene	35	9	6	4	3	3	14	23.7	3.8	1.5	0.91	0.9	0.36	5.6	6.4	2.5	2.8	1.54	1.5	0.61	9.5
Griffin	29	11	3	2	2	2	14	13.0	3.1	0.5	0.74	0.4	0.29	3.6	9.4	1.6	3.8	2.27	1.2	0.91	11.2
Walker	12	5	0	1	3	0	8	8.0	1.6	0.0	0.20	1.1	0.00	2.4	8.0	0.0	6.0	1.00	5.5	0.00	12.0
Hightower	24	3	2	1	2	1	9	9.2	0.6	0.5	0.44	0.3	0.04	2.0	2.8	2.3	3.8	1.90	1.2	0.17	8.8
Moore	18	3	2	1	2	1	6	6.9	0.8	0.2	0.17	0.5	0.07	1.7	4.6	1.0	3.8	1.01	2.8	0.40	9.6
Breland (TOT)	13	4	1	1	2	2	6	5.8	1.1	0.3	0.15	0.2	0.54	1.5	7.4	2.1	4.7	1.05	1.6	3.68	10.5
Breland (CT)	3	0	0	0	0	1	2	1.5	0.0	0.0	0.00	0.0	0.25	0.5	0.0	0.0	0.0	0.00	0.0	6.67	13.3
SUN	250	52	26	13	21	9	108	203.7	35.6	17.1	7.29	13.1	3.41	80.1	34.9	16.8	15.4	7.16	12.9	3.35	78.7
OPPONENTS	250	49	28	12	23	9	107	203.7	36.5	18.1	7.71	15.5	3.21	76.8	35.8	17.8	18.8	7.57	15.2	3.15	75.4

CONNECTICUT SUN

Date	Opponent	Team/Opp	Home	Road	Total	High Scoring	High Rebounds	High Assists	Opponent Scoring	Atten.
Jun 4	WASHINGTON	W 89- 73	1-0	0-0	1-0	Charles-18	Jones-7	Lawson-4	Anosike-16 Langhorne-16	6,666
Jun 10	@Chicago	L 75- 78	1-0	0-1	1-1	Montgomery-22	Greene-6	Lawson-4 Montgomery-4 White-4	Fowles-23	6,609
Jun 12	TULSA	W 90- 79	2-0	0-1	2-1	Charles-19	Charles-8	Montgomery-7	Latta-26	6,520
Jun 16	@Washington	W 79- 71	2-0	1-1	3-1	Charles-26	Charles-10	Montgomery-5	Miller-19	7,028
Jun 19	CHICAGO	W 83- 68	3-0	1-1	4-1	Charles-31	Charles-13	Montgomery-4	Fowles-23	6,875
Jun 23	@Chicago	L101-107 (2OT)	3-0	1-2	4-2	Montgomery-33	Charles-13	Montgomery-6	Prince-25	3,319
Jun 25	@Indiana	L 70- 75	3-0	1-3	4-3	Montgomery-19	Charles-11	Montgomery-6	Catchings-13	7,100
Jun 28	LOS ANGELES	W 79- 76	4-0	1-3	5-3	Charles-22	Charles-23	Montgomery-5	Toliver-19	6,515
Jul 1	SEATTLE	W 75- 70	5-0	1-3	6-3	Charles-20	Charles-10	Montgomery-8	Cash-25	7,748
Jul 9	@Minnesota	L 67- 90	5-0	1-4	6-4	Montgomery-14	Charles-8	Jones-3 Lawson-3	Moore-26	8,205
Jul 13	@Indiana	L 78- 90	5-0	1-5	6-5	White-17	Charles-11	Montgomery-4	Douglas-20	9,045
Jul 15	@New York	W 68- 59	5-0	2-5	7-5	Charles-15	Jones-7	Montgomery-4	Vaughn-15	7,722
Jul 17	INDIANA	W 76- 71	6-0	2-5	8-5	McCray-22	Charles-14	Montgomery-7	Catchings-18	7,075
Jul 19	NEW YORK	W 85- 79	7-0	2-5	9-5	Charles-24	Charles-7	Montgomery-10	Pierson-18	6,096
Jul 26	@Chicago	W 77- 66	7-0	3-5	10-5	Jones-22	Charles-15	Montgomery-6	Prince-16	3,091
Jul 28	INDIANA	L 58- 69	7-1	3-5	10-6	Charles-13	Charles-10	Montgomery-3	Catchings-16	6,329
Jul 31	ATLANTA	W 99- 92	8-1	3-5	11-6	Montgomery-19	Charles-11	Lawson-9	McCoughtry-36	6,955
Aug 3	@Los Angeles	W 79- 70	8-1	4-5	12-6	Charles-20	Charles-13	Montgomery-6	Milton-Jones-14	14,266
Aug 5	@Seattle	L 79- 81	8-1	4-6	12-7	Montgomery-19	Charles-10	White-4	Bird-20	7,289
Aug 7	@Phoenix	W 96- 95 (OT)	8-1	5-6	13-7	Montgomery-28	Charles-17	Greene-6	Taurasi-29	8,514
Aug 9	CHICAGO	W 69- 58	9-1	5-6	14-7	Charles-16	Charles-11	Lawson-4 White-4	Fowles-19	6,049
Aug 11	SAN ANTONIO	L 59- 72	9-2	5-6	14-8	Jones-16	Jones-10	McCray-2	Hammon-18	5,334
Aug 13	WASHINGTON	W 82- 75	10-2	5-6	15-8	Charles-16 Montgomery-16	White-10	Lawson-5 Jones-5	Langhorne-17	6,717
Aug 16	MINNESOTA	W108- 79	11-2	5-6	16-8	Montgomery-17	Charles-18	Montgomery-7	Whalen-20	9,323
Aug 18	@New York	L 81- 84 (OT)	11-2	5-7	16-9	Charles-29	Charles-14	Montgomery-5	Pondexter-27	7,245
Aug 19	@Atlanta	L 88- 94 (OT)	11-2	5-8	16-10	Jones-21	Charles-11 Griffin-11	Montgomery-7	McCoughtry-26	7,225
Aug 21	ATLANTA	W 96- 87	12-2	5-8	17-10	Montgomery-21	Jones-10	Montgomery-8	McCoughtry-22	6,636
Aug 26	PHOENIX	W 95- 92	13-2	5-8	18-10	Charles-17	Jones-11	Montgomery-6	Taylor-26 Taurasi-26	9,007
Aug 28	@Tulsa	L 72- 83	13-2	5-9	18-11	Charles-21	Charles-10	Charles-3 Jones-3 Montgomery-3	Swoopes-22	4,813
Aug 30	@San Antonio	L 66- 78	13-2	5-10	18-12	Charles-16	Jones-10	Charles-4 Montgomery-4	Hammon-16	6,934
Sep 2	INDIANA	W 83- 55	14-2	5-10	19-12	McCray-14	Charles-16	Charles-7	Douglas-12	6,991
Sep 4	@Washington	W 79- 48	14-2	6-10	20-12	Charles-24	Charles-15	Montgomery-7	Currie-13	13,403
Sep 6	@Atlanta	L 74- 85	14-2	6-11	20-13	Charles-17	Charles-12	Montgomery-7	McCoughtry-35	6,558
Sep 11	NEW YORK	W 69- 63	15-2	6-11	21-13	Charles-18	Charles-11	Montgomery-4	Powell-14	9,115





Connecticut Sun 2011 HIGH GAMES


PLAYER	MINUTES	FIELD GOALS	FREE THROWS	----- REBOUNDS -----		TOTAL	ASSISTS	STEALS	TURNOVERS	BLOCKED SHOTS	POINTS
				OFFENSIVE	DEFENSIVE						
JESSICA BRELAND N.Y.-Ct.	13 JUN. 10 at Ind.	3 JUN. 17 at Chi.	2 JUN. 10 at Ind.	1 (3) JUN. 23 at Tulsa	4 JUN. 5 at Atl.	4 JUN. 5 at Atl.	1 (4) JUL. 1 vs S.A.	1 (2) JUN. 14 vs Atl.	2 JUN. 23 at Tulsa	2 JUN. 5 at Atl.	6 (2) JUN. 17 at Chi.
JESSICA BRELAND Ct.	3 AUG. 16 vs Minn.	1 AUG. 16 vs Minn.	0	0	0	0	0	0	0	1 AUG. 11 vs S.A.	2 AUG. 16 vs Minn.
TINA CHARLES	46C JUN. 23 at Chi.	13 JUN. 19 vs Chi.	9 AUG. 18 at N.Y.	7 (3) AUG. 28 at Tulsa	16 JUN. 28 vs L.A.	23T JUN. 28 vs L.A.	7 SEP. 2 vs Ind.	3 AUG. 18 at N.Y.	8T AUG. 19 at Atl.	5 (2) AUG. 19 at Atl.	31 JUN. 19 vs Chi.
KALANA GREENE	35 AUG. 7 at Phoe.	6 AUG. 26 vs Phoe.	4T(2) SEP. 6 at Atl.	2 (6) SEP. 2 vs Ind.	8T AUG. 19 at Atl.	9T AUG. 19 at Atl.	6C AUG. 7 at Phoe.	4T JUL. 15 at N.Y.	3 (2) AUG. 30 at S.A.	3C JUN. 28 vs L.A.	14 AUG. 26 vs Phoe.
KELSEY GRIFFIN	29 AUG. 19 vs Chi.	4 (2) AUG. 5 at Sea.	8 AUG. 16 vs Minn.	5 AUG. 19 at Atl.	6 AUG. 19 at Atl.	11T AUG. 19 at Atl.	3 AUG. 16 vs Minn.	2 (6) SEP. 4 at Wash.	2 SEP. 2 vs Ind.	2 JUN. 16 at Wash.	14 AUG. 16 vs Minn.
ALLISON HIGHTOWER	24 SEP. 4 at Wash.	3 (3) AUG. 28 at Tulsa	3 JUL. 31 vs Atl.	1 (4) SEP. 11 vs N.Y.	2 (3) SEP. 11 vs N.Y.	3 (2) SEP. 11 vs N.Y.	2 (4) SEP. 11 vs N.Y.	1 (11) SEP. 11 vs N.Y.	2 (3) SEP. 11 vs N.Y.	1 JUL. 9 at Minn.	9 JUL. 31 vs Atl.
ASJHA JONES	35 (2) AUG. 18 at N.Y.	13T AUG. 7 at Phoe.	7 JUL. 26 at Chi.	6 AUG. 18 at N.Y.	9T(2) AUG. 21 vs Atl.	11 (3) SEP. 11 vs N.Y.	5 AUG. 13 vs Wash.	2 (3) AUG. 13 vs Wash.	4 (4) AUG. 21 vs Atl.	2 (4) AUG. 21 vs Atl.	27 AUG. 7 at Phoe.
KARA LAWSON	40C JUN. 23 at Chi.	6 JUN. 28 vs L.A.	6 (2) AUG. 26 vs Phoe.	2 (3) AUG. 26 vs Phoe.	6 JUN. 19 vs Chi.	7 AUG. 26 vs Phoe.	9 JUL. 31 vs Atl.	2 (5) AUG. 30 at S.A.	4 (3) JUL. 13 at Ind.	1 JUN. 12 vs Tulsa	17 JUN. 12 vs Tulsa
DANIELLE MCCRAY	27 (2) SEP. 4 at Wash.	7C JUL. 17 vs Ind.	4 (2) SEP. 2 vs Ind.	3 JUN. 12 vs Tulsa	7C AUG. 3 at L.A.	7C(3) AUG. 3 at L.A.	4 (2) AUG. 26 vs Phoe.	2 (3) AUG. 28 at Tulsa	4T SEP. 2 vs Ind.	1T(4) SEP. 6 at Atl.	22C JUL. 17 vs Ind.

Connecticut Sun 2011 HIGH GAMES

PLAYER	MINUTES	FIELD GOALS	FREE THROWS	----- REBOUNDS -----		TOTAL	ASSISTS	STEALS	TURNOVERS	BLOCKED SHOTS	POINTS
				OFFENSIVE	DEFENSIVE						
RENEE MONTGOMERY	43C JUN. 23 at Chi.	10 JUN. 23 at Chi.	11C JUN. 16 at Wash.	2 (2) AUG. 26 vs Phoe.	5 (2) JUL. 15 at N.Y.	6 (2) AUG. 26 vs Phoe.	10T JUL. 19 vs N.Y.	5T JUN. 25 at Ind.	6C SEP. 6 at Atl.	1 (3) SEP. 11 vs N.Y.	33T JUN. 23 at Chi.
JESSICA MOORE	18 SEP. 4 at Wash.	3 AUG. 21 vs Atl.	2 (5) SEP. 11 vs N.Y.	3 AUG. 18 at N.Y.	3 SEP. 2 vs Ind.	3 (2) SEP. 2 vs Ind.	2 SEP. 2 vs Ind.	1 (5) SEP. 4 at Wash.	2 (2) AUG. 26 vs Phoe.	1 (2) AUG. 19 at Atl.	6 AUG. 21 vs Atl.
DEMYA WALKER	12 JUN. 4 vs Wash.	3 JUN. 4 vs Wash.	3 JUN. 16 at Wash.	4 JUN. 16 at Wash.	3 JUN. 4 vs Wash.	5 (2) JUN. 16 at Wash.	0	1 (2) JUL. 9 at Minn.	3 (3) JUN. 19 vs Chi.	0	8 JUN. 4 vs Wash.
TAN WHITE	37 JUN. 23 at Chi.	6 AUG. 19 at Atl.	4 (4) AUG. 26 vs Phoe.	2 (2) AUG. 18 at N.Y.	9C AUG. 13 vs Wash.	10T AUG. 13 vs Wash.	6 AUG. 21 vs Atl.	5T AUG. 9 vs Chi.	4 AUG. 13 vs Wash.	3T AUG. 18 at N.Y.	17 JUL. 13 at Ind.
SUN High Games	250 JUN. 23 at Chi.	38 (3) AUG. 21 vs Atl.	24 AUG. 13 vs Wash.	21 AUG. 18 at N.Y.	37 AUG. 19 at Atl.	52 AUG. 19 at Atl.	26 AUG. 26 vs Phoe.	13 AUG. 9 vs Chi.	21 AUG. 19 at Atl.	9 AUG. 19 at Atl.	108 AUG. 16 vs Minn.
SUN Low Games	200 (30) SEP. 11 vs N.Y.	22 (2) AUG. 11 vs S.A.	7 (2) AUG. 28 at Tulsa	3 JUN. 25 at Ind.	13 AUG. 5 at Sea.	25 AUG. 5 at Sea.	8 AUG. 11 vs S.A.	2 JUN. 28 vs L.A.	6 AUG. 28 at Tulsa	0 (3) AUG. 26 vs Phoe.	58 JUL. 28 vs Ind.
OPPONENTS High Games	250 JUN. 23 at Chi.	43 JUN. 23 at Chi.	20 AUG. 21 vs Atl.	19 (2) SEP. 6 at Atl.	37 JUL. 28 vs Ind.	49 AUG. 7 at Phoe.	28 JUN. 23 at Chi.	12 (3) AUG. 11 vs S.A.	23 AUG. 13 vs Wash.	9 AUG. 19 at Atl.	107 JUN. 23 at Chi.
OPPONENTS Low Games	200 (30) SEP. 11 vs N.Y.	18 SEP. 4 at Wash.	5 (3) AUG. 11 vs S.A.	4 JUL. 26 at Chi.	16 JUN. 4 vs Wash.	23 JUN. 4 vs Wash.	8 SEP. 4 at Wash.	1 JUL. 19 vs N.Y.	7 JUN. 28 vs L.A.	0 JUL. 17 vs Ind.	48 SEP. 4 at Wash.

"C" indicates a new career-high, "T" a tied career-high.
Numbers in parentheses indicate the number of games in which a player or team has reached a given total (if more than one).





2010



(17-17) CONNECTICUT SUN Final 2010 Regular Season

PLAYER	-FIELD GOALS-				-3-POINT			-FREE THROWS-				--REBOUNDS--				PF	DQ	STL	TO	BLK	PTS	AVG	
	G	GS	MIN	FG	FGA	PCT	FG	FGA	PCT	FT	FTA	PCT	OFF	DEF	TOT								REB
Charles	34	34	1054	206	423	.487	0	1	.000	116	152	.763	129	269	398	51	72	1	25	71	57	528	15.5
Montgomery	34	23	940	158	394	.401	66	189	.349	71	83	.855	14	60	74	138	67	0	47	78	3	453	13.3
Gruda	28	6	636	111	226	.491	2	11	.182	98	129	.760	52	73	125	33	51	0	19	45	21	322	11.5
Jones	30	29	774	139	310	.448	6	20	.300	39	46	.848	48	99	147	66	66	1	13	54	13	323	10.8
White	34	10	857	121	288	.420	49	134	.366	52	65	.800	8	83	91	79	92	1	54	53	4	343	10.1
Lawson	34	32	854	101	247	.409	46	128	.359	34	38	.895	8	79	87	118	49	0	14	48	0	282	8.3
Jekabsone-Zogota	19	14	352	51	131	.389	27	77	.351	15	15	1.000	4	36	40	33	42	0	9	23	5	144	7.6
Griffin	34	19	679	48	137	.350	13	48	.271	41	53	.774	43	117	160	36	64	1	23	43	17	150	4.4
Walker	31	2	341	44	105	.419	0	3	.000	38	46	.826	30	34	64	25	64	0	14	40	5	126	4.1
Hightower	20	1	207	19	60	.317	3	18	.167	13	16	.813	10	15	25	9	23	0	14	10	2	54	2.7
Gardin	25	0	206	10	37	.270	1	11	.091	8	12	.667	11	18	29	16	16	0	9	9	3	29	1.2
SUN	34	-	6900	1008	2358	.427	213	640	.333	525	655	.802	357	883	1240	604	606	4	241	499	130	2754	81.0
OPPONENTS	34	-	6900	1017	2350	.433	193	587	.329	488	633	.771	344	866	1210	625	667	5	279	497	105	2715	79.9

PLAYER	-- SINGLE-GAME HIGHS --								----- AVERAGE PER GAME -----								----- AVERAGE PER 40 MINUTES -----							
	MIN	REB	AST	ST	TO	BL	PTS	MIN	REB	AST	STL	TO	BLK	PTS	REB	AST	PF	STL	TO	BLK	PTS			
Charles	43	23	5	4	5	8	27	31.0	11.7	1.5	0.74	2.1	1.68	15.5	15.1	1.9	2.7	0.95	2.7	2.16	20.0			
Montgomery	41	7	10	5	5	1	33	27.7	2.2	4.1	1.38	2.3	0.09	13.3	3.1	5.9	2.9	2.00	3.3	0.13	19.3			
Gruda	32	9	3	2	4	4	21	22.7	4.5	1.2	0.68	1.6	0.75	11.5	7.9	2.1	3.2	1.19	2.8	1.32	20.3			
Jones	36	9	5	2	4	2	23	25.8	4.9	2.2	0.43	1.8	0.43	10.8	7.6	3.4	3.4	0.67	2.8	0.67	16.7			
White	38	6	7	4	5	1	22	25.2	2.7	2.3	1.59	1.6	0.12	10.1	4.2	3.7	4.3	2.52	2.5	0.19	16.0			
Lawson	34	7	8	3	4	0	18	25.1	2.6	3.5	0.41	1.4	0.00	8.3	4.1	5.5	2.3	0.66	2.2	0.00	13.2			
Jekabsone-Zogota	29	8	5	2	4	1	18	18.5	2.1	1.7	0.47	1.2	0.26	7.6	4.5	3.8	4.8	1.02	2.6	0.57	16.4			
Griffin	35	11	4	3	6	2	11	20.0	4.7	1.1	0.68	1.3	0.50	4.4	9.4	2.1	3.8	1.35	2.5	1.00	8.8			
Walker	26	6	3	3	4	1	13	11.0	2.1	0.8	0.45	1.3	0.16	4.1	7.5	2.9	7.5	1.64	4.7	0.59	14.8			
Hightower	28	4	2	2	2	1	8	10.3	1.3	0.5	0.70	0.5	0.10	2.7	4.8	1.7	4.4	2.71	1.9	0.39	10.4			
Gardin	21	5	4	2	2	1	5	8.2	1.2	0.6	0.36	0.4	0.12	1.2	5.6	3.1	3.1	1.75	1.7	0.58	5.6			
SUN	225	51	27	14	23	8	105	202.9	36.5	17.8	7.09	14.7	3.82	81.0	35.9	17.5	17.6	6.99	14.5	3.77	79.8			
OPPONENTS	225	51	28	13	23	6	111	202.9	35.6	18.4	8.21	14.6	3.09	79.9	35.1	18.1	19.3	8.09	14.4	3.04	78.7			

CONNECTICUT SUN	Date	Opponent	Team/Opp	Home	Road	Total	High Scoring	High Rebounds	High Assists	Opponent Scoring	Atten.
May 15	CHICAGO	W 74- 61	1-0	0-0	1-0	Jekabsone-Zogota-1	Charles-10	Griffin-3	Lawson-3	Fowles-16	8,072
May 21	@Atlanta	L 82- 97	1-0	0-1	1-1	Charles-22	Griffin-10	Montgomery-5	McCoughtry-32		4,092
May 23	WASHINGTON	W 80- 65	2-0	0-1	2-1	White-15	Charles-8	Gardin-4	Langhorne-16		7,614
May 27	MINNESOTA	W105- 79	3-0	0-1	3-1	Montgomery-23	Charles-10	Lawson-6	Houston-16		6,401
May 30	@Washington	L 65- 69	3-0	0-2	3-2	Charles-13	Charles-9	Montgomery-6	McCants-16		
Jun 4	NEW YORK	W 75- 68	4-0	0-2	4-2	White-18	Charles-15	Lawson-6	Currie-18		8,602
Jun 6	SAN ANTONIO	W 81- 68	5-0	0-2	5-2	Charles-19	Charles-11	Lawson-6	McCarville-14		6,493
Jun 11	INDIANA	W 86- 77	6-0	0-2	6-2	Montgomery-29	Charles-12	White-6	Young-Malcolm-21		6,292
Jun 13	@Indiana	L 67- 77	6-0	0-3	6-3	Montgomery-17	Charles-12	Jekabsone-Zogota-5	Davenport-18		7,603
Jun 18	@Los Angeles	W 78- 75	6-0	1-3	7-3	Charles-26	Gruda-5	Jekabsone-Zogota-3	Douglas-20		7,302
Jun 20	@Phoenix	W 96- 94	6-0	2-3	8-3	Charles-24	Charles-12	Jones-3	Thompson-24		8,852
Jun 22	CHICAGO	L 77- 86	6-1	2-3	8-4	Charles-14	Charles-16	Jekabsone-Zogota-3	White-3		
Jun 25	PHOENIX	W 82- 79	7-1	2-3	9-4	Charles-19	Charles-23	Lawson-5	Taurasi-24		6,068
Jun 27	@New York	L 68- 77	7-1	2-4	9-5	Lawson-13	Charles-16	Montgomery-6	Prince-19		6,981
Jun 29	@Tulsa	W101- 89	7-1	3-4	10-5	Montgomery-13	Charles-12	Montgomery-5	Taurasi-26		9,518
Jul 1	@Chicago	L 80- 92	7-1	3-5	10-6	Gruda-17	Gruda-7	Montgomery-5	Pondexter-19		3,649
Jul 6	@San Antonio	L 66- 79	7-1	3-6	10-7	White-17	Charles-13	Lawson-4	Dorrell-19		
Jul 7	@Atlanta	L103-108(OT)	7-1	3-7	10-8	Charles-27	Charles-20	Lawson-8	Fowles-26		3,061
Jul 14	@Indiana	W 77- 68	7-1	4-7	11-8	Gruda-21	Griffin-8	Lawson-5	Young-Malcolm-19		7,264
Jul 17	ATLANTA	W 96- 80	8-1	4-7	12-8	Charles-22	Charles-14	White-7	Castro Marques-32		5,305
Jul 20	NEW YORK	L 74- 82(OT)	8-2	4-7	12-9	Montgomery-23	Griffin-9	White-4	McCoughtry-32		
Jul 24	LOS ANGELES	L 80- 89	8-3	4-7	12-10	Montgomery-14	Charles-9	Lawson-4	Catchings-22		10,076
Jul 27	WASHINGTON	W 88- 78	9-3	4-7	13-10	Jones-23	Jones-9	Lawson-7	McCoughtry-27		7,378
Jul 30	ATLANTA	L 62- 94	9-4	4-7	13-11	Jones-16	Charles-12	Lawson-5	Pondexter-24		6,478
Aug 1	@New York	L 67- 71	9-4	4-8	13-12	Jones-18	Charles-10	Montgomery-5	Milton-Jones-20		8,097
Aug 3	@Minnesota	L103-111(OT)	9-4	4-9	13-13	Montgomery-33	Charles-21	Charles-4	Langhorne-23		6,322
Aug 5	@Seattle	L 82- 83	9-4	4-10	13-14	Charles-23	Jones-9	Montgomery-4	McCoughtry-20		7,003
Aug 8	WASHINGTON	W 76- 67	10-4	4-10	14-14	Charles-17	Charles-14	Montgomery-7	Pondexter-24		9,341
Aug 10	@Washington	L 74- 84	10-4	4-11	14-15	Montgomery-17	Charles-15	Lawson-4	Whalen-27		5,954
Aug 13	SEATTLE	W 88- 68	11-4	4-11	15-15	Jones-19	Gruda-9	White-4	Jackson-31		7,539
Aug 15	INDIANA	L 66- 79	11-5	4-11	15-16	Charles-18	Charles-13	Montgomery-5	Langhorne-14		7,076
Aug 17	TULSA	W 90- 62	12-5	4-11	16-16	Montgomery-22	Charles-10	Montgomery-8	Langhorne-23		8,180
Aug 20	@Chicago	W 78- 71	12-5	5-11	17-16	Montgomery-20	Griffin-11	Charles-4	White-4		
Aug 22	@New York	L 87- 88(OT)	12-5	5-12	17-17	Charles-21	Charles-13	Montgomery-4	Abrosimova-19		9,197

Montgomery-4 Connecticut Sun / Final 2009





Connecticut Sun 2010 HIGH GAMES

PLAYER	MINUTES	FIELD	FREE	----- REBOUNDS -----			ASSISTS	STEALS	TURNOVERS	BLOCKED	POINTS
		GOALS	THROWS	OFFENSIVE	DEFENSIVE	TOTAL				SHOTS	
TINA CHARLES	43 AUG. 3 at Minn.	13 JUN. 18 at L.A.	9 JUL. 7 at Atl.	9C AUG. 3 at Minn.	17C JUL. 7 at Atl.	23T JUN. 25 vs Phoe.	5 AUG. 13 vs Sea.	4 JUL. 17 vs Atl.	5 (4) AUG. 1 at N.Y.	8C AUG. 8 vs Wash.	27 JUL. 7 at Atl.
KERRI GARDIN	21 AUG. 13 vs Sea.	2 JUL. 27 vs Wash.	2 (4) JUL. 17 vs Atl.	3 MAY. 23 vs Wash.	4 JUL. 27 vs Wash.	5 JUL. 27 vs Wash.	4 MAY. 23 vs Wash.	2 JUL. 6 at S.A.	2 AUG. 3 at Minn.	1 (3) AUG. 1 at N.Y.	5 JUL. 27 vs Wash.
KELSEY GRIFFIN	35 AUG. 3 at Minn.	4 (2) MAY. 30 at Wash.	6 MAY. 15 vs Chi.	3 (6) AUG. 13 vs Sea.	9C AUG. 20 at Chi.	11T(2) AUG. 20 at Chi.	4T AUG. 13 vs Sea.	3 (2) AUG. 10 at Wash.	6C AUG. 17 vs Tulsa	2 (3) AUG. 20 at Chi.	11 MAY. 23 vs Wash.
SANDRINE GRUDA	32 JUN. 20 at Phoe.	9 JUN. 20 at Phoe.	9C JUL. 14 at Ind.	6T(2) AUG. 3 at Minn.	8 AUG. 13 vs Sea.	9 (3) AUG. 13 vs Sea.	3 (4) AUG. 22 at N.Y.	2 (3) AUG. 13 vs Sea.	4 (3) AUG. 17 vs Tulsa	4T AUG. 17 vs Tulsa	21 (2) JUL. 14 at Ind.
ALLISON HIGHTOWER	28 JUL. 7 at Atl.	3 (2) JUL. 14 at Ind.	3 MAY. 23 vs Wash.	2 (3) JUL. 14 at Ind.	2 (5) AUG. 1 at N.Y.	4 JUL. 14 at Ind.	2 (2) JUL. 24 vs L.A.	2 (4) JUL. 14 at Ind.	2 JUL. 14 at Ind.	1 (2) JUL. 24 vs L.A.	8 (2) JUL. 14 at Ind.
ANETE JEKABSONE-ZOGOTA	29 JUN. 11 vs Ind.	6 MAY. 15 vs Chi.	8C MAY. 23 vs Wash.	1 (4) AUG. 13 vs Sea.	7T(2) JUN. 18 at L.A.	8C JUN. 11 vs Ind.	5 JUN. 11 vs Ind.	2T JUN. 13 at Ind.	4 (2) MAY. 30 at Wash.	1C(5) AUG. 22 at N.Y.	18 MAY. 15 vs Chi.
ASJHA JONES	36 AUG. 5 at Sea.	9 (2) AUG. 13 vs Sea.	4 (4) AUG. 10 at Wash.	5 JUL. 1 at Chi.	8 JUL. 24 vs L.A.	9 (2) AUG. 5 at Sea.	5 (2) AUG. 20 at Chi.	2 JUN. 25 vs Phoe.	4 (3) AUG. 22 at N.Y.	2 (3) JUL. 27 vs Wash.	23 JUL. 27 vs Wash.
KARA LAWSON	34 (2) AUG. 22 at N.Y.	7 JUN. 29 at Tulsa	5 (2) JUL. 14 at Ind.	1 (8) AUG. 20 at Chi.	6 (3) AUG. 17 vs Tulsa	7 JUL. 14 at Ind.	8 JUL. 7 at Atl.	3T(2) JUN. 13 at Ind.	4 (2) AUG. 3 at Minn.	0	18 JUL. 17 vs Atl.
RENEE MONTGOMERY	41 AUG. 22 at N.Y.	13C AUG. 3 at Minn.	8 (2) AUG. 17 vs Tulsa	3C JUN. 6 vs S.A.	7C JUN. 27 at N.Y.	7C JUN. 27 at N.Y.	10T AUG. 5 at Sea.	5T AUG. 15 vs Ind.	5 (3) AUG. 15 vs Ind.	1 (3) AUG. 22 at N.Y.	33T AUG. 3 at Minn.


Connecticut Sun 2010 HIGH GAMES

PLAYER	MINUTES	FIELD	FREE	----- REBOUNDS -----			ASSISTS	STEALS	TURNOVERS	BLOCKED	POINTS
		GOALS	THROWS	OFFENSIVE	DEFENSIVE	TOTAL				SHOTS	
DEMYA WALKER	26 MAY. 21 at Atl.	5 (2) JUL. 30 vs Atl.	6 (2) MAY. 27 vs Minn.	3 (3) AUG. 3 at Minn.	4 JUN. 4 vs N.Y.	6 JUN. 4 vs N.Y.	3 MAY. 21 at Atl.	3 JUN. 4 vs N.Y.	4 (2) JUL. 1 at Chi.	1 (5) AUG. 13 vs Sea.	13 JUL. 30 vs Atl.
TAN WHITE	38 JUL. 20 vs N.Y.	8 JUL. 6 at S.A.	7 MAY. 27 vs Minn.	2 JUL. 24 vs L.A.	5 (3) JUN. 4 vs N.Y.	6 (3) JUL. 24 vs L.A.	7T(2) JUL. 17 vs Atl.	4 JUN. 6 vs S.A.	5 (3) JUL. 20 vs N.Y.	1 (4) JUL. 20 vs N.Y.	22 MAY. 27 vs Minn.
SUN High Games	225 (4) AUG. 22 at N.Y.	38 (2) AUG. 3 at Minn.	28 MAY. 27 vs Minn.	24 AUG. 3 at Minn.	37 JUL. 7 at Atl.	51 AUG. 3 at Minn.	27 (2) AUG. 13 vs Sea.	14 JUN. 13 at Ind.	23 JUL. 30 vs Atl.	8 (2) AUG. 8 vs Wash.	105 MAY. 27 vs Minn.
SUN Low Games	200 (30) AUG. 20 at Chi.	20 AUG. 15 vs Ind.	5 (2) JUL. 30 vs Atl.	5 JUN. 11 vs Ind.	13 JUL. 1 at Chi.	24 JUN. 13 at Ind.	8 JUN. 13 at Ind.	2 AUG. 3 at Minn.	9 JUN. 20 at Phoe.	1 (3) JUN. 20 at Phoe.	62 JUL. 30 vs Atl.
OPPONENTS High Games	225 (4) AUG. 22 at N.Y.	41 JUL. 7 at Atl.	24 (5) AUG. 5 at Sea.	18 (2) JUL. 17 vs Atl.	40 JUL. 7 at Atl.	51 JUL. 7 at Atl.	28 JUL. 7 at Atl.	13 (3) JUL. 30 vs Atl.	23 JUN. 13 at Ind.	6 (6) AUG. 10 at Wash.	111 AUG. 3 at Minn.
OPPONENTS Low Games	200 (30) AUG. 20 at Chi.	22 (2) AUG. 17 vs Tulsa	4 AUG. 20 at Chi.	2 AUG. 15 vs Ind.	16 JUL. 14 at Ind.	24 AUG. 13 vs Sea.	9 (2) AUG. 17 vs Tulsa	3 (4) JUL. 27 vs Wash.	7 JUN. 27 at N.Y.	0 (6) AUG. 17 vs Tulsa	61 MAY. 15 vs Chi.

"C" indicates a new career-high, "T" a tied career-high.

Numbers in parentheses indicate the number of games in which a player or team has reached a given total (if more than one).







(16-18)

CONNECTICUT SUN

Final 2009 Regular Season

PLAYER	G	GS	MIN	-FIELD GOALS-			-3-POINT FG--			-FREE THROWS-			--REBOUNDS--				PF	DQ	STL	TO	BLK	PTS	AVG
				FG	FGA	PCT	FG	FGA	PCT	FT	FTA	PCT	OFF	DEF	TOT	AST							
Jones	23	23	727	159	339	.469	5	16	.313	61	80	.763	43	93	136	56	79	1	20	49	13	384	16.7
Gruda	26	25	810	151	323	.467	0	0	---	48	86	.558	66	99	165	35	86	2	23	68	41	350	13.5
Whalen	34	34	1000	141	328	.430	22	83	.265	115	129	.891	40	116	156	156	87	0	43	63	5	419	12.3
White	30	15	659	97	247	.393	49	130	.377	42	50	.840	21	61	82	66	73	1	35	37	9	285	9.5
Jekabsone-Zogota	27	16	644	97	234	.415	39	99	.394	22	28	.786	12	66	78	59	61	1	9	48	0	255	9.4
Phillips	32	18	740	86	225	.382	34	116	.293	52	64	.813	30	73	103	66	52	0	43	43	3	258	8.1
Holt	23	7	380	40	123	.325	13	50	.260	44	53	.830	13	61	74	44	39	0	9	14	2	137	6.0
Gardin	33	23	596	58	159	.365	10	39	.256	54	89	.607	54	89	143	39	57	0	25	38	24	180	5.5
Whitmore	24	1	376	37	127	.291	7	23	.304	24	33	.727	21	31	52	25	34	0	9	20	3	105	4.4
Turner	7	0	144	8	39	.205	4	25	.160	8	10	.800	4	11	15	14	12	0	5	4	0	28	4.0
Brown	34	0	393	47	123	.382	18	54	.333	18	22	.818	9	46	55	38	35	0	13	29	3	130	3.8
Black	33	8	428	35	92	.380	0	1	.000	27	43	.628	41	66	107	6	54	1	13	25	27	97	2.9
Ervin	8	0	56	8	17	.471	0	0	---	0	2	.000	4	9	13	0	5	0	1	2	0	16	2.0
Cirone	4	0	23	2	5	.400	1	3	.333	2	3	.667	0	5	5	4	3	0	2	0	0	7	1.8
SUN	34	-	6975	966	2381	.406	202	639	.316	517	692	.747	358	826	1184	608	677	6	250	453	130	2651	78.0
OPPONENTS	34	-	6975	953	2236	.426	157	488	.322	591	746	.792	329	945	1274	525	684	7	248	549	125	2654	78.1

PLAYER	-- SINGLE-GAME HIGHS --							----- AVERAGE PER GAME -----							----- AVERAGE PER 40 MINUTES -----						
	MIN	REB	AST	ST	TO	BL	PTS	MIN	REB	AST	STL	TO	BLK	PTS	REB	AST	PF	STL	TO	BLK	PTS
Jones	39	12	5	3	6	2	28	31.6	5.9	2.4	0.87	2.1	0.57	16.7	7.5	3.1	4.3	1.10	2.7	0.72	21.1
Gruda	41	12	4	3	7	4	24	31.2	6.3	1.3	0.88	2.6	1.58	13.5	8.1	1.7	4.2	1.14	3.4	2.02	17.3
Whalen	41	12	9	5	5	1	22	29.4	4.6	4.6	1.26	1.9	0.15	12.3	6.2	6.2	3.5	1.72	2.5	0.20	16.8
White	33	8	6	5	4	1	20	22.0	2.7	2.2	1.17	1.2	0.30	9.5	5.0	4.0	4.4	2.12	2.2	0.55	17.3
Jekabsone-Zogota	37	7	7	1	6	0	23	23.8	2.9	2.2	0.33	1.8	0.00	9.4	4.8	3.7	3.8	0.56	3.0	0.00	15.8
Phillips	32	6	7	5	4	1	19	23.1	3.2	2.1	1.34	1.3	0.09	8.1	5.6	3.6	2.8	2.32	2.3	0.16	13.9
Holt	25	8	5	2	3	1	18	16.5	3.2	1.9	0.39	0.6	0.09	6.0	7.8	4.6	4.1	0.95	1.5	0.21	14.4
Gardin	29	13	7	2	4	4	23	18.0	4.3	1.2	0.76	1.2	0.73	5.5	9.6	2.6	3.8	1.68	2.6	1.61	12.1
Whitmore	34	8	2	4	5	1	16	15.7	2.2	1.0	0.38	0.8	0.13	4.4	5.5	2.7	3.6	0.96	2.1	0.32	11.2
Turner	24	5	5	2	2	0	7	20.5	2.1	2.0	0.71	0.6	0.00	4.0	4.2	3.9	3.3	1.39	1.1	0.00	7.8
Brown	22	5	5	2	3	1	11	11.5	1.6	1.1	0.38	0.9	0.09	3.8	5.6	3.9	3.6	1.32	3.0	0.31	13.2
Black	26	9	1	2	3	3	11	13.0	3.2	0.2	0.39	0.8	0.82	2.9	10.0	0.6	5.0	1.21	2.3	2.52	9.1
Ervin	12	3	0	1	1	0	8	7.0	1.6	0.0	0.13	0.3	0.00	2.0	9.3	0.0	3.6	0.71	1.4	0.00	11.4
Cirone	8	3	2	2	0	0	3	5.7	1.3	1.0	0.50	0.0	0.00	1.8	8.7	7.0	5.2	3.48	0.0	0.00	12.2
SUN	250	48	30	12	26	8	98	205.1	34.8	17.9	7.35	13.3	3.82	78.0	33.9	17.4	19.4	7.17	13.0	3.73	76.0
OPPONENTS	250	49	26	14	22	9	95	205.1	37.5	15.4	7.29	16.1	3.68	78.1	36.5	15.1	19.6	7.11	15.7	3.58	76.1

CONNECTICUT SUN

Date	Opponent	Team/Opp	Home	Road	Total	High Scoring	High Rebounds	High Assists	Opponent Scoring	Atten.
Jun 6	WASHINGTON	L 70- 82	0-1	0-0	0-1	Jones-22	Whalen-6	Whalen-4	Coleman-16	7,191
Jun 7	@New York	W 66- 57	0-1	1-0	1-1	Whalen-14	Whalen-12	Tied with-2	Christon-13	13,397
Jun 14	ATLANTA	L 62- 67	0-2	1-0	1-2	Whalen-16	Black-9	Whalen-5	Lyttle-20	6,429
Jun 16	@Chicago	L 75- 78	0-2	1-1	1-3	Jones-16	Jones-5	Whalen-8	Perkins-25	2,396
Jun 19	CHICAGO	W 91- 61	1-2	1-1	2-3	Jones-17	Gardin-11	Gardin-7	Toliver-14	5,892
Jun 21	SAN ANTONIO	W 71- 58	2-2	1-1	3-3	Jones-19	Black-8	Jones-3	Young-Malcolm-22	6,928
								Turner-3		
								Whalen-3		
Jun 27	ATLANTA	W 82- 68	3-2	1-1	4-3	Jones-24	Jones-12	Whalen-5	Castro Marques-16	6,264
Jul 2	@Indiana	L 53- 67	3-2	1-2	4-4	Whalen-11	Black-8	Brown-3	Douglas-14	6,468
								White-3	Sutton-Brown-14	
								Whalen-3		
Jul 5	@Detroit	W 95- 92 (OT)	3-2	2-2	5-4	Gruda-23	Gardin-6	Jones-5	Smith-28	6,981
							Gruda-6			
Jul 7	@Atlanta	L 67- 72	3-2	2-3	5-5	Jones-14	Gruda-6	Brown-4	Holdsclaw-19	6,225
						White-14	Jones-6			
							White-6			
Jul 11	DETROIT	L 77- 79 (OT)	3-3	2-3	5-6	Jones-23	Jones-10	Whalen-3	Smith-25	6,342
Jul 14	LOS ANGELES	W 82- 71	4-3	2-3	6-6	Jones-24	Gruda-6	Jones-5	Milton-Jones-19	6,612
Jul 17	@San Antonio	W 72- 64	4-3	3-3	7-6	Jones-17	Gruda-7	Whalen-5	Hammon-24	9,524
Jul 19	INDIANA	W 67- 61	5-3	3-3	8-6	Whalen-15	Whalen-7	Whalen-5		
							Gruda-9	Whalen-6	Douglas-15	6,517
Jul 22	SACRAMENTO	W 83- 75	6-3	3-3	9-6	Jones-28	Jones-10	Phillips-7	Hoffman-15	
Jul 28	PHOENIX	L 80- 95	6-4	3-3	9-7	Jekabsone-Zogota-1	Whalen-8	Holt-4	Powell-18	5,675
								Whalen-4	Pondexter-29	7,739
Jul 30	@Indiana	L 85- 94 (OT)	6-4	3-4	9-8	Jones-21	Gruda-10	Tied with-3	Douglas-32	6,538
Aug 1	@Chicago	L 72- 84	6-4	3-5	9-9	White-16	White-6	Jekabsone-Zogota-6	Dupree-23	3,071
Aug 2	@Detroit	W 83- 65	6-4	4-5	10-9	Whalen-22	Gruda-8	Whalen-4	Nolan-20	7,814
Aug 7	@Minnesota	L 88- 95	6-4	4-6	10-10	Gruda-21	Gruda-6	Jekabsone-Zogota-7	Montgomery-24	8,134
							Jones-6			
Aug 9	WASHINGTON	W 96- 67	7-4	4-6	11-10	Whalen-16	Holt-8	Whalen-5	Beard-18	6,528
Aug 13	SEATTLE	W 64- 53	8-4	4-6	12-10	Gruda-14	Jones-10	Whalen-7	Wright-13	6,983
Aug 14	@Washington	L 89- 91 (2OT)	8-4	4-7	12-11	Jones-23	Gruda-10	Whalen-5	Beard-26	9,738
Aug 19	NEW YORK	W 74- 69	9-4	4-7	13-11	Whalen-20	Whalen-10	White-6	Kraayeveld-13	6,050
Aug 21	@New York	L 83- 85 (OT)	9-4	4-8	13-12	Gruda-24	Gruda-12	Whalen-7	Christon-23	9,355
Aug 22	MINNESOTA	W 98- 94	10-4	4-8	14-12	Gruda-21	Gruda-9	Whalen-8	Humphrey-21	7,803
							Whalen-21		Wiggins-21	
Aug 25	DETROIT	L 70- 90	10-5	4-8	14-13	Gruda-19	Gardin-7	Whalen-8	Smith-19	6,811
Aug 27	@Seattle	L 74- 86	10-5	4-9	14-14	Whalen-18	Gardin-8	Whalen-5	Bird-21	6,588
Aug 29	@Phoenix	L 84- 95	10-5	4-10	14-15	Jekabsone-Zogota-2	Gardin-13	Brown-3	Taurasi-21	9,977
								Gardin-3		
								Whalen-3		
Aug 30	@Los Angeles	L 81- 91	10-5	4-11	14-16	Jekabsone-Zogota-2	Gruda-7	Whalen-9	Thompson-21	11,072
Sep 1	@Sacramento	L 70- 90	10-5	4-12	14-17	Gruda-13	Gruda-5	Brown-3	Brunson-32	6,015
						White-13		Jekabsone-Zogota-3		
								Phillips-3		
Sep 4	NEW YORK	W 88- 85 (OT)	11-5	4-12	15-17	Jekabsone-Zogota-2	Jekabsone-Zogota-7	Whalen-7	Christon-22	6,685
Sep 11	@Atlanta	L 64- 88	11-5	4-13	15-18	Gruda-16	Gruda-6	Tied with-2	McCoughtry-18	8,644
Sep 13	INDIANA	W 95- 85	12-5	4-13	16-18	Gardin-23	Gardin-8	Phillips-7	Tied with-13	9,047






Connecticut Sun 2009 HIGH GAMES

PLAYER	MINUTES	FIELD	FREE	----- REBOUNDS -----		TOTAL	ASSISTS	STEALS	TURNOVERS	BLOCKED	POINTS
		GOALS	THROWS	OFFENSIVE	DEFENSIVE					SHOTS	
CHANTE BLACK	26 JUL. 11 vs Det.	5T JUN. 21 vs S.A.	4T AUG. 22 vs Minn.	5 JUN. 21 vs S.A.	6 JUN. 14 vs Atl.	9 JUN. 14 vs Atl.	1 (6) SEP. 4 vs N.Y.	2T(2) AUG. 1 at Chi.	3T(2) SEP. 1 at Sac.	3 (2) AUG. 22 vs Minn.	11 JUN. 21 vs S.A.
KIESHA BROWN	22 SEP. 13 vs Ind.	4 (4) SEP. 1 at Sac.	3 JUN. 16 at Chi.	2T JUL. 28 vs Phoe.	4 (3) AUG. 1 at Chi.	5 AUG. 1 at Chi.	5 SEP. 13 vs Ind.	2 (2) JUL. 7 at Atl.	3 (2) SEP. 13 vs Ind.	1T(3) AUG. 30 at L.A.	11 (2) SEP. 1 at Sac.
KRISTI CIRONE	8C(2) JUN. 16 at Chi.	1C(2) JUN. 14 vs Atl.	2C JUN. 16 at Chi.	0C	3C JUN. 6 vs Wash.	3C JUN. 6 vs Wash.	2C JUN. 7 at N.Y.	2C JUN. 6 vs Wash.	0C	0C	3C JUN. 6 vs Wash.
LAUREN ERVIN	12C JUN. 19 vs Chi.	4C JUN. 19 vs Chi.	0C	1C(4) JUN. 27 vs Atl.	2C(3) JUN. 21 vs S.A.	3C JUN. 7 at N.Y.	0C	1C JUN. 7 at N.Y.	1C(2) JUN. 27 vs Atl.	0C	8C JUN. 19 vs Chi.
KERRI GARDIN	29C(2) SEP. 13 vs Ind.	9C SEP. 13 vs Ind.	6C AUG. 29 at Phoe.	6 AUG. 29 at Phoe.	9C JUN. 19 vs Chi.	13 AUG. 29 at Phoe.	7C JUN. 19 vs Chi.	2 (7) SEP. 11 at Atl.	4T(2) AUG. 25 vs Det.	4C AUG. 19 vs N.Y.	23C SEP. 13 vs Ind.
SANDRINE GRUDA	41C AUG. 14 at Wash.	12C AUG. 21 at N.Y.	8 SEP. 11 at Atl.	5 (2) JUL. 30 at Ind.	9C AUG. 29 at Phoe.	12C AUG. 21 at N.Y.	4T(2) AUG. 22 vs Minn.	3 JUL. 30 at Ind.	7C AUG. 22 vs Minn.	4T AUG. 19 vs N.Y.	24C AUG. 21 at N.Y.
AMBER HOLT	25 (3) JUL. 22 vs Sac.	5 (2) SEP. 4 vs N.Y.	6 SEP. 4 vs N.Y.	2 (5) SEP. 4 vs N.Y.	8C AUG. 9 vs Wash.	8T AUG. 9 vs Wash.	5 SEP. 4 vs N.Y.	2 JUL. 19 vs Ind.	3 AUG. 19 vs N.Y.	1 (2) SEP. 13 vs Ind.	18 SEP. 4 vs N.Y.
ANETE JEKABSONE-ZOGOTA	37C SEP. 4 vs N.Y.	9C AUG. 29 at Phoe.	3 (2) SEP. 4 vs N.Y.	3C JUL. 30 at Ind.	7T SEP. 4 vs N.Y.	7 SEP. 4 vs N.Y.	7C AUG. 7 at Minn.	1 (9) SEP. 13 vs Ind.	6C AUG. 9 vs Wash.	0	23C(2) SEP. 4 vs N.Y.
ASJHA JONES	39 JUL. 11 vs Det.	13T JUL. 22 vs Sac.	8 JUN. 6 vs Wash.	5 JUL. 22 vs Sac.	9T JUN. 27 vs Atl.	12T JUN. 27 vs Atl.	5 (3) JUL. 17 at S.A.	3T JUL. 2 at Ind.	6 JUN. 16 at Chi.	2 (2) AUG. 13 vs Sea.	28 JUL. 22 vs Sac.

Connecticut Sun 2009 HIGH GAMES

PLAYER	MINUTES	FIELD	FREE	----- REBOUNDS -----		TOTAL	ASSISTS	STEALS	TURNOVERS	BLOCKED	POINTS
		GOALS	THROWS	OFFENSIVE	DEFENSIVE					SHOTS	
ERIN PHILLIPS	32 AUG. 14 at Wash.	6 (2) JUL. 5 at Det.	4 (4) AUG. 25 vs Det.	4C JUN. 14 vs Atl.	6 AUG. 21 at N.Y.	6 (5) SEP. 4 vs N.Y.	7T(2) SEP. 13 vs Ind.	5C JUL. 14 vs L.A.	4 (2) AUG. 14 at Wash.	1T(3) SEP. 13 vs Ind.	19 JUL. 5 at Det.
BARBARA TURNER	24 JUN. 16 at Chi.	2 (2) JUN. 19 vs Chi.	3 JUN. 7 at N.Y.	2 JUN. 16 at Chi.	4 JUN. 21 vs S.A.	5 JUN. 21 vs S.A.	5 JUN. 16 at Chi.	2 JUN. 19 vs Chi.	2 JUN. 14 vs Atl.	0	7 (2) JUN. 19 vs Chi.
LINDSAY WHALEN	41 AUG. 14 at Wash.	9 AUG. 2 at Det.	10 (2) AUG. 19 vs N.Y.	5 JUN. 7 at N.Y.	9 AUG. 19 vs N.Y.	12C JUN. 7 at N.Y.	9 AUG. 30 at L.A.	5T JUN. 16 at Chi.	5 JUL. 11 vs Det.	1 (5) SEP. 11 at Atl.	22 AUG. 2 at Det.
TAN WHITE	33 (2) AUG. 30 at L.A.	8 AUG. 30 at L.A.	6 JUL. 5 at Det.	3 AUG. 30 at L.A.	8 AUG. 19 vs N.Y.	8 AUG. 19 vs N.Y.	6 AUG. 19 vs N.Y.	5T AUG. 22 vs Minn.	4 (2) SEP. 1 at Sac.	1 (9) SEP. 11 at Atl.	20 AUG. 30 at L.A.
TAMIKA WHITMORE	34 JUN. 27 vs Atl.	5 JUN. 16 at Chi.	4 (2) JUN. 16 at Chi.	2 (4) AUG. 14 at Wash.	6 JUN. 7 at N.Y.	8 JUN. 7 at N.Y.	2 (7) AUG. 29 at Phoe.	4 JUN. 27 vs Atl.	5 JUN. 6 vs Wash.	1 (3) SEP. 1 at Sac.	16 JUN. 16 at Chi.
SUN High Games	250 AUG. 14 at Wash.	36 (3) SEP. 13 vs Ind.	29 AUG. 22 vs Minn.	19 JUL. 28 vs Phoe.	35 AUG. 21 at N.Y.	48 AUG. 21 at N.Y.	30 JUN. 19 vs Chi.	12 JUN. 27 vs Atl.	26 JUL. 19 vs Ind.	8 AUG. 19 vs N.Y.	98 AUG. 22 vs Minn.
SUN Low Games	200 (28) SEP. 13 vs Ind.	19 JUL. 2 at Ind.	5 JUN. 21 vs S.A.	5 (2) AUG. 19 vs N.Y.	17 (2) AUG. 7 at Minn.	24 JUN. 16 at Chi.	10 (2) JUL. 11 vs Det.	3 JUL. 17 at S.A.	5 AUG. 2 at Det.	1 (3) AUG. 7 at Minn.	53 JUL. 2 at Ind.
OPPONENTS High Games	250 AUG. 14 at Wash.	37 JUL. 5 at Det.	33 AUG. 29 at Phoe.	18 AUG. 2 at Det.	37 JUL. 11 vs Det.	49 JUL. 11 vs Det.	26 AUG. 30 at L.A.	14 JUL. 7 at Atl.	22 (3) AUG. 25 vs Det.	9 AUG. 30 at L.A.	95 (3) AUG. 29 at Phoe.
OPPONENTS Low Games	200 (28) SEP. 13 vs Ind.	17 AUG. 13 vs Sea.	7 AUG. 19 vs N.Y.	5 (3) JUN. 27 vs Atl.	13 SEP. 13 vs Ind.	24 SEP. 13 vs Ind.	7 JUN. 21 vs S.A.	1 AUG. 2 at Det.	8 AUG. 1 at Chi.	1 (6) SEP. 13 vs Ind.	53 AUG. 13 vs Sea.

"C" indicates a new career-high, "T" a tied career-high.
Numbers in parentheses indicate the number of games in which a player or team has reached a given total (if more than one).





(21-13)

CONNECTICUT SUN

Final 2008 Regular Season

Table with 20 columns: PLAYER, G, GS, MIN, FG, FGA, PCT, FT, FTA, PCT, OFF, DEF, TOT, AST, PF, DQ, STL, TO, BLK, PTS, AVG. Rows include players like Jones, Whalen, Whitmore, Turner, Holt, Gruda, Abrosimova, Phillips, Carey, Anderson, Gardin, Raymond, Page, Swanie, and SUN/Opponents.

Table with 23 columns: PLAYER, MIN, REB, AST, ST, TO, BL, PTS, MIN, REB, AST, STL, TO, BLK, PTS, MIN, REB, AST, STL, TO, BLK, PTS. Rows include players like Jones, Whalen, Whitmore, Turner, Holt, Gruda, Abrosimova, Phillips, Carey, Anderson, Gardin, Raymond, Page, Swanie, SUN, and OPPONENTS.

Table with 10 columns: Date, Opponent, Team/Opp, Home, Road, Total, High Scoring, High Rebounds, High Assists, Opponent Scoring, Atten. Rows list game dates from May to September with opponent names and key player stats.





Connecticut Sun 2008 HIGH GAMES

PLAYER	MINUTES	FIELD GOALS	FREE THROWS	----- OFFENSIVE	REBOUNDS DEFENSIVE	----- TOTAL	ASSISTS	STEALS	TURNOVERS	BLOCKED SHOTS	POINTS
SVETLANA ABROSIMOVA	22 (2) SEP. 11 at S.A.	3 (2) SEP. 11 at S.A.	4 SEP. 13 vs Wash.	1 (3) SEP. 13 vs Wash.	5 SEP. 11 at S.A.	6 SEP. 11 at S.A.	6 SEP. 7 vs S.A.	4 SEP. 13 vs Wash.	3 (2) SEP. 9 at Hou.	0	9 SEP. 7 vs S.A.
JOLENE ANDERSON	29C MAY. 30 vs N.Y.	4C(3) JUN. 13 at L.A.	3C JUN. 18 at Phoe.	4C MAY. 17 vs Atl.	6C JUN. 20 at Sac.	7C MAY. 17 vs Atl.	5C JUN. 6 vs Minn.	2C(2) JUL. 13 at Wash.	4C JUN. 6 vs Minn.	1C JUN. 13 at L.A.	13C MAY. 18 at N.Y.
JAMIE CAREY	32C AUG. 31 vs Sea.	6C JUL. 15 vs N.Y.	2T(3) AUG. 31 vs Sea.	2C AUG. 31 vs Sea.	3 (5) AUG. 28 at Ind.	3 (6) AUG. 31 vs Sea.	7C SEP. 11 at S.A.	2C JUN. 8 vs Wash.	3T MAY. 24 vs Sac.	1C JUL. 5 at Ind.	18C JUL. 15 vs N.Y.
KERRI GARDIN	28 SEP. 11 at S.A.	5 JUN. 24 vs Det.	5 SEP. 13 vs Wash.	7C SEP. 11 at S.A.	7 (2) SEP. 11 at S.A.	14C SEP. 11 at S.A.	5 JUN. 6 vs Minn.	3 (3) AUG. 29 at Atl.	4T(4) JUL. 5 at Ind.	3 MAY. 17 vs Atl.	14 JUN. 24 vs Det.
SANDRINE GRUDA	26 JUL. 1 vs Hou.	6 JUL. 1 vs Hou.	6 JUL. 24 vs L.A.	6T JUL. 18 at Chi.	5 (4) JUL. 18 at Chi.	11 JUL. 18 at Chi.	4T(2) SEP. 13 vs Wash.	4C JUL. 1 vs Hou.	4 JUL. 24 vs L.A.	2 (6) SEP. 9 at Hou.	16 JUL. 24 vs L.A.
AMBER HOLT	32 SEP. 7 vs S.A.	7T MAY. 24 vs Sac.	5 JUN. 24 vs Det.	4T JUL. 27 at Wash.	5 JUN. 24 vs Det.	8T JUN. 24 vs Det.	8C JUN. 27 vs Atl.	2 (3) SEP. 5 vs Chi.	3 (2) JUL. 27 at Wash.	2T AUG. 28 at Ind.	19 JUN. 24 vs Det.
ASJHA JONES	37 SEP. 7 vs S.A.	13T JUN. 27 vs Atl.	8 (3) AUG. 29 at Atl.	6 JUL. 20 vs Chi.	7 JUL. 24 vs L.A.	10 (2) JUL. 20 vs Chi.	5 (4) SEP. 5 vs Chi.	3T MAY. 17 vs Atl.	6 MAY. 30 vs N.Y.	4C JUN. 20 at Sac.	30 JUN. 27 vs Atl.
DANIELLE PAGE	6C SEP. 13 vs Wash.	2C SEP. 13 vs Wash.	0C	2C MAY. 17 vs Atl.	2C MAY. 17 vs Atl.	4C MAY. 17 vs Atl.	0C	0C	1C(2) SEP. 13 vs Wash.	0C	4C SEP. 13 vs Wash.
ERIN PHILLIPS	20 SEP. 13 vs Wash.	5 SEP. 13 vs Wash.	5 SEP. 13 vs Wash.	3 SEP. 13 vs Wash.	5 SEP. 13 vs Wash.	8T SEP. 13 vs Wash.	2 AUG. 31 vs Sea.	2 SEP. 9 at Hou.	2 (2) AUG. 29 at Atl.	1T SEP. 11 at S.A.	18 SEP. 13 vs Wash.

Connecticut Sun 2008 HIGH GAMES

PLAYER	MINUTES	FIELD GOALS	FREE THROWS	----- OFFENSIVE	REBOUNDS DEFENSIVE	----- TOTAL	ASSISTS	STEALS	TURNOVERS	BLOCKED SHOTS	POINTS
TAMIKA RAYMOND	27 SEP. 13 vs Wash.	5 SEP. 13 vs Wash.	3 (3) JUL. 27 at Wash.	6 JUN. 16 at Sea.	4 (3) AUG. 28 at Ind.	9 JUN. 16 at Sea.	2 (2) JUL. 24 vs L.A.	2 SEP. 5 vs Chi.	4 MAY. 17 vs Atl.	1 AUG. 31 vs Sea.	11 SEP. 13 vs Wash.
KETIA SWANIER	25 JUN. 29 vs Phoe.	3 JUN. 29 vs Phoe.	4T JUN. 27 vs Atl.	1 (5) JUL. 27 at Wash.	3 JUN. 29 vs Phoe.	4 JUN. 29 vs Phoe.	4 SEP. 13 vs Wash.	2 (3) JUL. 18 at Chi.	4 JUN. 18 at Phoe.	1T JUN. 26 at Det.	7 JUN. 29 vs Phoe.
BARBARA TURNER	33C JUN. 27 vs Atl.	6C MAY. 24 vs Sac.	7 JUN. 8 vs Wash.	3 (2) JUL. 1 vs Hou.	6C JUL. 1 vs Hou.	9T JUL. 1 vs Hou.	4 (2) JUN. 27 vs Atl.	2 JUN. 1 at Chi.	3 (5) AUG. 29 at Atl.	2C(2) JUL. 20 vs Chi.	18C JUN. 10 at Minn.
LINDSAY WHALEN	36 JUN. 10 at Minn.	9 (2) JUL. 15 vs N.Y.	13C JUL. 13 at Wash.	4 JUN. 27 vs Atl.	8 (2) JUL. 27 at Wash.	10 JUN. 27 vs Atl.	9 JUL. 1 vs Hou.	4 (2) JUL. 8 at Det.	6T MAY. 18 at N.Y.	1 JUN. 27 vs Atl.	33T JUL. 13 at Wash.
TAMIKA WHITMORE	37 MAY. 24 vs Sac.	11T AUG. 29 at Atl.	11 JUN. 27 vs Atl.	4 (3) JUN. 29 vs Phoe.	9 MAY. 17 vs Atl.	12 JUN. 10 at Minn.	5T MAY. 24 vs Sac.	2 (5) SEP. 9 at Hou.	7T JUN. 24 vs Det.	2 (3) SEP. 11 at S.A.	28 JUN. 27 vs Atl.
SUN High Games	225 (2) JUN. 27 vs Atl.	37 MAY. 17 vs Atl.	35 JUN. 27 vs Atl.	19 MAY. 17 vs Atl.	37 JUN. 10 at Minn.	53 MAY. 17 vs Atl.	27 AUG. 29 at Atl.	12 JUL. 27 at Wash.	24 MAY. 18 at N.Y.	8 (2) JUN. 27 vs Atl.	109 JUN. 27 vs Atl.
SUN Low Games	200 (32) SEP. 13 vs Wash.	17 MAY. 27 vs Ind.	7 JUL. 15 vs N.Y.	4 AUG. 28 at Ind.	16 JUN. 8 vs Wash.	25 (2) JUL. 8 at Det.	10 (2) JUN. 26 at Det.	3 (2) JUN. 24 vs Det.	6 JUN. 29 vs Phoe.	0 (2) JUN. 29 vs Phoe.	46 MAY. 27 vs Ind.
OPPONENTS High Games	225 (2) JUN. 27 vs Atl.	38 (2) JUN. 27 vs Atl.	25 SEP. 13 vs Wash.	17 JUL. 1 vs Hou.	35 SEP. 7 vs S.A.	48 MAY. 27 vs Ind.	26 JUN. 13 at L.A.	15 MAY. 30 vs N.Y.	22 SEP. 5 vs Chi.	8 (2) JUL. 15 vs N.Y.	102 JUN. 18 at Phoe.
OPPONENTS Low Games	200 (32) SEP. 13 vs Wash.	20 MAY. 24 vs Sac.	6 MAY. 27 vs Ind.	2 JUL. 15 vs N.Y.	15 MAY. 18 at N.Y.	22 MAY. 18 at N.Y.	7 SEP. 13 vs Wash.	1 JUN. 29 vs Phoe.	8 JUN. 24 vs Det.	0 (4) SEP. 13 vs Wash.	56 JUN. 20 at Sac.

"C" indicates a new career-high, "T" a tied career-high.
Numbers in parentheses indicate the number of games in which a player or team has reached a given total (if more than one).







(18-16)

CONNECTICUT SUN

Final 2007 Regular Season

PLAYER	G	GS	--FIELD GOALS--			--3-POINT FG--			--FREE THROWS--			--REBOUNDS--				PF	DQ	STL	TO	BLK	PTS	AVG	
			MIN	FG	FGA	PCT	FG	FGA	PCT	FT	FTA	PCT	OFF	DEF	TOT								AST
Douglas	34	34	1133	207	484	.428	68	201	.338	95	122	.779	49	109	158	125	67	0	65	95	10	577	17.0
Jones	30	30	942	193	430	.449	1	12	.083	72	94	.766	65	118	183	75	90	1	25	91	23	459	15.3
Whalen	34	34	1040	156	333	.468	18	86	.209	124	158	.785	33	129	162	169	85	0	73	75	3	454	13.4
Sales	26	25	762	123	314	.392	23	71	.324	72	82	.878	33	72	105	82	59	1	36	57	11	341	13.1
Dydek	32	30	643	91	187	.487	2	5	.400	30	38	.789	37	172	209	31	75	1	12	51	66	214	6.7
Maltsi	26	7	482	53	140	.379	32	77	.416	9	12	.750	16	50	66	39	39	0	20	26	2	147	5.7
de Souza	32	2	391	63	118	.534	0	0	---	10	21	.476	37	60	97	14	55	0	7	35	29	136	4.3
Rasmussen	33	3	522	41	99	.414	15	27	.556	17	21	.810	35	56	91	29	54	1	11	35	5	114	3.5
Carey	33	0	419	37	101	.366	32	71	.451	6	8	.750	1	29	30	30	30	0	4	16	0	112	3.4
Willingham	28	5	320	20	52	.385	0	4	.000	18	25	.720	27	50	77	11	44	0	8	19	6	58	2.1
Hairston	17	0	148	10	41	.244	3	12	.250	9	12	.750	14	16	30	6	25	0	7	9	0	32	1.9
Mahoney	18	0	121	7	28	.250	1	6	.167	16	22	.727	7	7	14	8	18	0	4	11	1	31	1.7
Chambers	1	0	1	0	0	---	0	0	---	0	0	---	0	0	0	0	0	0	0	2	0	0	0.0
SUN	34	-	6925	1001	2327	.430	195	572	.341	478	615	.777	354	868	1222	619	641	4	272	540	156	2675	78.7
OPPONENTS	34	-	6925	976	2317	.421	166	485	.342	475	626	.759	337	842	1179	581	633	3	246	524	85	2593	76.3

PLAYER	-- SINGLE-GAME HIGHS --							----- AVERAGE PER GAME -----							----- AVERAGE PER 40 MINUTES -----						
	MIN	REB	AST	ST	TO	BL	PTS	MIN	REB	AST	STL	TO	BLK	PTS	REB	AST	PF	STL	TO	BLK	PTS
Douglas	42	9	8	4	5	2	30	33.3	4.6	3.7	1.91	2.8	0.29	17.0	5.6	4.4	2.4	2.29	3.4	0.35	20.4
Jones	43	12	6	3	7	3	31	31.4	6.1	2.5	0.83	3.0	0.77	15.3	7.8	3.2	3.8	1.06	3.9	0.98	19.5
Whalen	40	10	10	5	6	2	33	30.6	4.8	5.0	2.15	2.2	0.09	13.4	6.2	6.5	3.3	2.81	2.9	0.12	17.5
Sales	40	8	6	4	6	2	32	29.3	4.0	3.2	1.38	2.2	0.42	13.1	5.5	4.3	3.1	1.89	3.0	0.58	17.9
Dydek	33	13	4	2	5	6	18	20.1	6.5	1.0	0.38	1.6	2.06	6.7	13.0	1.9	4.7	0.75	3.2	4.11	13.3
Maltsi	38	8	5	3	3	1	23	18.5	2.5	1.5	0.77	1.0	0.08	5.7	5.5	3.2	3.2	1.66	2.2	0.17	12.2
de Souza	28	9	3	2	4	5	16	12.2	3.0	0.4	0.22	1.1	0.91	4.3	9.9	1.4	5.6	0.72	3.6	2.97	13.9
Rasmussen	38	13	4	1	4	2	17	15.8	2.8	0.9	0.33	1.1	0.15	3.5	7.0	2.2	4.1	0.84	2.7	0.38	8.7
Carey	28	5	5	1	3	0	13	12.7	0.9	0.9	0.12	0.5	0.00	3.4	2.9	2.9	2.9	0.38	1.5	0.00	10.7
Willingham	29	8	3	2	3	2	10	11.4	2.8	0.4	0.29	0.7	0.21	2.1	9.6	1.4	5.5	1.00	2.4	0.75	7.3
Hairston	29	7	1	1	2	0	9	8.7	1.8	0.4	0.41	0.5	0.00	1.9	8.1	1.6	6.8	1.89	2.4	0.00	8.6
Mahoney	14	2	2	2	1	7	6.7	6.7	0.8	0.4	0.22	0.6	0.06	1.7	4.6	2.6	6.0	1.32	3.6	0.33	10.2
Chambers	1	0	0	0	2	0	0	0.9	0.0	0.0	0.00	2.0	0.00	0.0	0.0	0.0	0.0	0.00	80.0	0.00	0.0
SUN	250	52	26	14	25	9	110	203.7	35.9	18.2	8.00	15.9	4.59	78.7	35.3	17.9	18.5	7.86	15.6	4.51	77.3
OPPONENTS	250	46	25	14	21	6	111	203.7	34.7	17.1	7.24	15.4	2.50	76.3	34.1	16.8	18.3	7.10	15.1	2.45	74.9

CONNECTICUT SUN

Date	Opponent	Team/Opp	Home	Road	Total	High Scoring	High Rebounds	High Assists	Opponent Scoring	Atten.
May 19	@Washington	W 89- 80	0-0	1-0	1-0	Sales-20	Jones-6 Dydek-6	Douglas-4 Jones-4	Melvin-22	8,042
May 23	@San Antonio	L 71- 74	0-0	1-1	1-1	Douglas-21	Jones-9	Douglas-8	Hammon-17	8,574
May 26	LOS ANGELES	L 68- 88	0-1	1-1	1-2	Sales-17	de Souza-9	Whalen-5	Fernandez-19 Mabika-19	8,003
May 31	@Chicago	W102- 97 (OT)	0-1	2-1	2-2	Jones-31	Jones-9	Douglas-7	Dupree-29	2,634
Jun 2	PHOENIX	W 76- 67	1-1	2-1	3-2	Jones-24	Douglas-9	Whalen-6	Ta. Smith-18	8,811
Jun 8	@Houston	W 88- 77	1-1	3-1	4-2	Sales-26	Dydek-11	Douglas-6	Snow-22	7,339
Jun 10	DETROIT	L 74- 79	1-2	3-1	4-3	Jones-20	Dydek-9	Jones-5	K. Smith-23	7,724
Jun 13	@Minnesota	L 73- 77 (OT)	1-2	3-2	4-4	Jones-22	Jones-10	Douglas-6	Augustus-28	9,382
Jun 15	@Detroit	L 72- 75	1-2	3-3	4-5	Sales-18	Dydek-8	Whalen-5	Nolan-18	8,484
Jun 17	CHICAGO	L 74- 87	1-3	3-3	4-6	Jones-22	Jones-12	Douglas-5	Dupree-28	7,614
Jun 20	NEW YORK	L 73- 76	1-4	3-3	4-7	Douglas-17 Sales-17	Whalen-8	Whalen-10	Christon-22	6,154
Jun 22	@Indiana	W 78- 74	1-4	4-3	5-7	Douglas-30	Dydek-10	Whalen-7	Whitmore-15 White-15	7,240
Jun 23	SAN ANTONIO	L 58- 71	1-5	4-3	5-8	Douglas-15 Whalen-15	Dydek-8	Douglas-3	Hammon-20	6,887
Jun 26	WASHINGTON	L 75- 91	1-6	4-3	5-9	Douglas-19	Dydek-10	Whalen-6	Beard-20	6,353
Jun 27	@Detroit	L 74- 77	1-6	4-4	5-10	Jones-16	Jones-9	Douglas-7	Cash-18	8,521
Jun 29	INDIANA	W 72- 67	2-6	4-4	6-10	Douglas-22	Dydek-13	Whalen-7	Whitmore-13	7,617
Jul 6	@Phoenix	L109-111 (2OT)	2-6	4-5	6-11	Jones-22 Sales-22	Rasmussen-13	Jones-6	Taylor-30	7,131
Jul 7	@Los Angeles	W110- 89	2-6	5-5	7-11	Douglas-28	Dydek-7	Whalen-8	Spencer-15	8,769
Jul 11	@Seattle	W 76- 63	2-6	6-5	8-11	Douglas-17	Jones-9	Douglas-4 Whalen-4	Jackson-24	10,891
Jul 12	@Sacramento	W 82- 78 (OT)	2-6	7-5	9-11	Sales-23	Dydek-9	Whalen-8	Powell-15 Williams-Strong-15	6,498
Jul 17	MINNESOTA	W 84- 79	3-6	7-5	10-11	Douglas-22	Dydek-5 Willingham-5 Sales-5	Whalen-4 Sales-4	Augustus-24	8,253
Jul 20	SEATTLE	W 76- 58	4-6	7-5	11-11	Whalen-19	Jones-10	Douglas-6	Jackson-19	9,003
Jul 22	HOUSTON	W 81- 79	5-6	7-5	12-11	Douglas-25	Douglas-6 Dydek-6 Whalen-6	Whalen-6	Dixon-18 Thompson-18	7,869
Jul 24	DETROIT	L 88- 92	5-7	7-5	12-12	Whalen-33	de Souza-9	Whalen-7	Nolan-36	8,192
Jul 26	NEW YORK	W 79- 75	6-7	7-5	13-12	Whalen-20	de Souza-9 Whalen-9	Whalen-8	McCarville-24	7,021
Jul 29	@New York	W 67- 61	6-7	8-5	14-12	Douglas-26	Maltsi-8	Jones-4	McCarville-18	8,303
Jul 31	CHICAGO	W 74- 56	7-7	8-5	15-12	Douglas-18	Jones-9	Sales-5	Perkins-17	8,048
Aug 4	INDIANA	W 84- 59	8-7	8-5	16-12	Douglas-19	Dydek-9	Douglas-5	Sharp-14	9,493
Aug 7	SACRAMENTO	L 79- 81	8-8	8-5	16-13	Jones-17 Whalen-17	Jones-6	Whalen-7	Lawson-21	8,930
Aug 11	@Chicago	W 88- 66	8-8	9-5	17-13	Dydek-18	Sales-7	Whalen-7	Dupree-18	4,261
Aug 14	@Washington	L 64- 65	8-8	9-6	17-14	Dydek-17	Dydek-11	Whalen-5	Beard-28	7,054
Aug 15	@Indiana	W 77- 74	8-8	10-6	18-14	Sales-32	de Souza-6	Maltsi-5	DeForge-29	6,433
Aug 17	@New York	L 66- 74	8-8	10-7	18-15	Douglas-22	Rasmussen-5	Whalen-4	Kraayeveld-18	8,622





Connecticut Sun 2007 HIGH GAMES

PLAYER	MINUTES	FIELD	FREE	----- REBOUNDS -----			ASSISTS	STEALS	TURNOVERS	BLOCKED	POINTS
		GOALS	THROWS	OFFENSIVE	DEFENSIVE	TOTAL				SHOTS	
JAMIE CAREY	28 MAY. 31 at Chi.	4 (2) AUG. 11 at Chi.	2T(2) AUG. 11 at Chi.	1 MAY. 26 vs L.A.	5C AUG. 15 at Ind.	5C AUG. 15 at Ind.	5 MAY. 31 at Chi.	1 (4) AUG. 17 at N.Y.	3T JUL. 26 vs N.Y.	0	13 AUG. 11 at Chi.
CORI CHAMBERS	1C MAY. 26 vs L.A.	0C	0C	0C	0C	0C	0C	0C	2C MAY. 26 vs L.A.	0C	0C
ERIKA DE SOUZA	28 MAY. 23 at S.A.	8 (2) JUL. 26 vs N.Y.	6 MAY. 23 at S.A.	5 MAY. 26 vs L.A.	7 JUL. 24 vs Det.	9 (3) JUL. 26 vs N.Y.	3 (2) JUL. 6 at Phoe.	2 (2) JUL. 29 at N.Y.	4 (2) MAY. 31 at Chi.	5 JUL. 24 vs Det.	16 (3) JUL. 26 vs N.Y.
KATIE DOUGLAS	42 MAY. 31 at Chi.	11 (2) JUL. 24 vs Det.	11 JUN. 29 vs Ind.	4 (2) AUG. 19 vs Wash.	6 JUN. 22 at Ind.	9 (2) AUG. 19 vs Wash.	8T MAY. 23 at S.A.	4 (7) AUG. 19 vs Wash.	5 (2) JUL. 6 at Phoe.	2 (2) JUN. 26 vs Wash.	30 JUN. 22 at Ind.
MARGO DYDEK	33 (2) JUL. 12 at Sac.	8 AUG. 11 at Chi.	6 JUL. 7 at L.A.	3 (3) JUN. 29 vs Ind.	10 (2) AUG. 14 at Wash.	13 JUN. 29 vs Ind.	4 (2) JUL. 22 vs Hou.	2 (2) JUL. 11 at Sea.	5 (2) AUG. 19 vs Wash.	6 JUL. 12 at Sac.	18 AUG. 11 at Chi.
KAMESHA HAIRSTON	29C MAY. 31 at Chi.	3C MAY. 31 at Chi.	3C(2) JUN. 26 vs Wash.	4C AUG. 27 at Det.	5C MAY. 31 at Chi.	7C MAY. 31 at Chi.	1C(6) JUN. 29 vs Ind.	1C(7) JUL. 31 vs Chi.	2C MAY. 23 at S.A.	0C	9C MAY. 31 at Chi.
ASJHA JONES	43C JUL. 6 at Phoe.	11 (3) JUL. 22 vs Hou.	9C(2) JUL. 7 at L.A.	6 JUN. 17 vs Chi.	8 (2) JUL. 6 at Phoe.	12T JUN. 17 vs Chi.	6 JUL. 6 at Phoe.	3T AUG. 11 at Chi.	7C(3) JUL. 6 at Phoe.	3 (2) JUL. 20 vs Sea.	31C MAY. 31 at Chi.
MEGAN MAHONEY	14 MAY. 26 vs L.A.	2 MAY. 26 vs L.A.	5C MAY. 19 at Wash.	2T(2) JUN. 22 at Ind.	2 MAY. 26 vs L.A.	2 (4) JUN. 26 vs Wash.	2 (2) JUL. 7 at L.A.	2T AUG. 11 at Chi.	2 (2) JUN. 29 vs Ind.	1T JUN. 13 at Minn.	7 MAY. 26 vs L.A.
EVANTHIA MALTSI	38C JUL. 22 vs Hou.	9C JUL. 7 at L.A.	3C JUL. 26 vs N.Y.	3C JUN. 27 at Det.	7C JUL. 29 at N.Y.	8C JUL. 29 at N.Y.	5C AUG. 15 at Ind.	3C(3) AUG. 11 at Chi.	3C(3) AUG. 19 vs Wash.	1C(2) JUL. 29 at N.Y.	23C JUL. 7 at L.A.

PLAYER	MINUTES	FIELD	FREE	----- REBOUNDS -----			ASSISTS	STEALS	TURNOVERS	BLOCKED	POINTS
		GOALS	THROWS	OFFENSIVE	DEFENSIVE	TOTAL				SHOTS	
KRISTEN RASMUSSEN	38 JUL. 6 at Phoe.	6 JUL. 6 at Phoe.	7 JUN. 10 vs Det.	6 JUL. 31 vs Chi.	11C JUL. 6 at Phoe.	13 JUL. 6 at Phoe.	4 AUG. 19 vs Wash.	1 (11) AUG. 19 vs Wash.	4 (2) JUL. 6 at Phoe.	2 JUL. 31 vs Chi.	17 JUL. 6 at Phoe.
NYKESHA SALES	40 JUL. 6 at Phoe.	13C AUG. 15 at Ind.	9 JUL. 12 at Sac.	5 JUL. 6 at Phoe.	7 JUN. 10 vs Det.	8 JUN. 10 vs Det.	6 JUN. 20 vs N.Y.	4 AUG. 17 at N.Y.	6T MAY. 23 at S.A.	2 (3) AUG. 15 at Ind.	32C AUG. 15 at Ind.
LINDSAY WHALEN	40 JUL. 12 at Sac.	13C JUL. 24 vs Det.	10 JUL. 26 vs N.Y.	5 JUN. 13 at Minn.	10C JUL. 17 vs Chi.	10 JUN. 17 vs Chi.	10 JUN. 20 vs N.Y.	5T(2) AUG. 14 at Wash.	6T AUG. 14 at Wash.	2T JUL. 22 vs Hou.	33T JUL. 24 vs Det.
LE'COE WILLINGHAM	29 JUL. 12 at Sac.	3 (2) JUL. 31 vs Chi.	4 (2) JUN. 26 vs Wash.	4 JUL. 26 vs N.Y.	6 JUN. 2 vs Phoe.	8 JUN. 2 vs Phoe.	3 AUG. 7 vs Sac.	2 AUG. 15 at Ind.	3 AUG. 17 at N.Y.	2T AUG. 4 vs Ind.	10 JUN. 23 vs S.A.
SUN High Games	250 JUL. 6 at Phoe.	39 JUL. 7 at L.A.	31 MAY. 19 at Wash.	19 JUL. 31 vs Chi.	34 JUL. 6 at Phoe.	52 JUL. 6 at Phoe.	26 MAY. 31 at Chi.	14 AUG. 11 at Chi.	25 JUL. 6 at Phoe.	9 (3) AUG. 4 vs Ind.	110 JUL. 7 at L.A.
SUN Low Games	200 (30) AUG. 19 vs Wash.	19 JUN. 23 vs S.A.	2 (2) AUG. 17 at N.Y.	5 (3) AUG. 11 at Chi.	17 AUG. 7 vs Sac.	24 (2) AUG. 7 vs Sac.	10 (2) AUG. 17 at N.Y.	3 (3) JUN. 17 vs Chi.	8 JUN. 10 vs Det.	1 (2) AUG. 7 vs Sac.	58 JUN. 23 vs S.A.
OPPONENTS High Games	250 JUL. 6 at Phoe.	43 JUL. 6 at Phoe.	25 JUN. 17 vs Chi.	17 MAY. 31 at Chi.	37 JUN. 10 vs Det.	46 JUN. 15 at Det.	25 (2) JUN. 8 at Hou.	14 (2) JUL. 29 at N.Y.	21 (3) AUG. 11 at Chi.	6 MAY. 19 at Wash.	111 JUL. 6 at Phoe.
OPPONENTS Low Games	200 (30) AUG. 19 vs Wash.	22 JUL. 31 vs Chi.	7 (3) AUG. 11 at Chi.	4 (2) JUL. 31 vs Chi.	14 MAY. 31 at Chi.	22 JUL. 7 at L.A.	11 AUG. 14 at Wash.	1 AUG. 4 vs Ind.	8 JUN. 17 vs Chi.	0 (3) JUN. 29 vs Ind.	56 JUL. 31 vs Chi.

"C" indicates a new career-high, "T" a tied career-high.

Numbers in parentheses indicate the number of games in which a player or team has reached a given total (if more than one).







PLAYER	G	GS	-FIELD GOALS-			-3-POINT FG--			-FREE THROWS-			--REBOUNDS--					PF	DQ	STL	TO	BLK	PTS	AVG
			MIN	FG	FGA	PCT	FG	FGA	PCT	FT	FTA	PCT	OFF	DEF	TOT	AST							
Douglas	32	32	1003	179	404	.443	73	173	.422	94	112	.839	38	83	121	79	48	0	62	73	4	525	16.4
Sales	22	20	609	109	254	.429	32	80	.400	36	50	.720	21	61	82	60	43	0	26	29	6	286	13.0
McWilliams-Frank	32	32	996	164	329	.498	1	8	.125	81	110	.736	104	202	306	80	75	0	35	78	31	410	12.8
Jones	34	2	777	155	334	.464	5	19	.263	62	79	.785	59	124	183	46	74	0	23	60	20	377	11.1
Dydek	34	34	743	125	253	.494	1	4	.250	69	84	.821	35	171	206	40	73	0	21	50	85	320	9.4
Whalen	33	33	861	88	226	.389	8	62	.129	112	124	.903	17	105	122	153	56	0	34	79	2	296	9.0
Phillips	34	13	615	57	145	.393	24	70	.343	44	50	.880	20	53	73	80	38	1	29	38	2	182	5.4
Carey	24	0	286	22	58	.379	14	40	.350	5	5	1.000	1	15	16	32	24	0	7	17	0	63	2.6
Summerton	33	3	359	32	74	.432	3	15	.200	16	27	.593	12	24	36	19	38	0	3	20	2	83	2.5
Mahoney	31	1	351	26	85	.306	7	29	.241	17	19	.895	15	51	66	24	38	0	7	25	1	76	2.5
Willingham	29	0	209	25	53	.472	6	10	.600	7	13	.538	20	35	55	17	23	0	5	15	0	63	2.2
Queenan	4	0	10	0	1	.000	0	0	---	2	2	1.000	0	0	0	0	0	0	0	1	0	2	0.5
Anderson	1	0	1	0	0	---	0	0	---	0	0	---	0	2	2	0	0	0	0	0	0	0	0.0
Bruno	4	0	7	0	0	---	0	0	---	0	0	---	0	0	0	0	0	0	0	1	0	0	0.0
SUN	34	-	6825	982	2216	.443	174	510	.341	545	675	.807	342	926	1268	630	530	1	252	515	153	2683	78.9
OPPONENTS	34	-	6825	948	2357	.402	163	508	.321	358	500	.716	368	783	1151	528	646	2	273	486	103	2417	71.1

PLAYER	-- SINGLE-GAME HIGHS --							----- AVERAGE PER GAME -----							----- AVERAGE PER 40 MINUTES -----						
	MIN	REB	AST	ST	TO	BL	PTS	MIN	REB	AST	STL	TO	BLK	PTS	REB	AST	PF	STL	TO	BLK	PTS
Douglas	39	8	6	4	6	1	28	31.3	3.8	2.5	1.94	2.3	0.13	16.4	4.8	3.2	1.9	2.47	2.9	0.16	20.9
Sales	39	10	5	4	4	2	24	27.7	3.7	2.7	1.18	1.3	0.27	13.0	5.4	3.9	2.8	1.71	1.9	0.39	18.8
McWilliams-Frank	39	17	7	3	5	4	22	31.1	9.6	2.5	1.09	2.4	0.97	12.8	12.3	3.2	3.0	1.41	3.1	1.24	16.5
Jones	37	11	5	3	5	2	22	22.9	5.4	1.4	0.68	1.8	0.59	11.1	9.4	2.4	3.8	1.18	3.1	1.03	19.4
Dydek	37	15	4	4	4	7	19	21.8	6.1	1.2	0.62	1.5	2.50	9.4	11.1	2.2	3.9	1.13	2.7	4.58	17.2
Whalen	35	10	9	3	6	1	20	26.1	3.7	4.6	1.03	2.4	0.06	9.0	5.7	7.1	2.6	1.58	3.7	0.09	13.8
Phillips	30	6	6	3	4	1	19	18.1	2.1	2.4	0.85	1.1	0.06	5.4	4.7	5.2	2.5	1.89	2.5	0.13	11.8
Carey	23	4	4	1	3	0	13	11.9	0.7	1.3	0.29	0.7	0.00	2.6	2.2	4.5	3.4	0.98	2.4	0.00	8.8
Summerton	24	5	3	1	4	1	11	10.9	1.1	0.6	0.09	0.6	0.06	2.5	4.0	2.1	4.2	0.33	2.2	0.22	9.2
Mahoney	22	6	3	2	3	1	9	11.3	2.1	0.8	0.23	0.8	0.03	2.5	7.5	2.7	4.3	0.80	2.8	0.11	8.7
Willingham	20	6	3	2	4	0	10	7.2	1.9	0.6	0.17	0.5	0.00	2.2	10.5	3.3	4.4	0.96	2.9	0.00	12.1
Queenan	4	0	0	0	1	0	2	2.4	0.0	0.0	0.00	0.3	0.00	0.5	0.0	0.0	0.0	0.00	4.0	0.00	8.0
Anderson	1	2	0	0	0	0	0	1.1	2.0	0.0	0.00	0.0	0.00	0.0	80.0	0.0	0.0	0.00	0.0	0.00	0.0
Bruno	3	0	0	0	1	0	0	1.8	0.0	0.0	0.00	0.3	0.00	0.0	0.0	0.0	0.0	0.00	5.7	0.00	0.0
SUN	225	50	25	12	26	11	92	200.7	37.3	18.5	7.41	15.1	4.50	78.9	37.2	18.5	15.5	7.38	15.1	4.48	78.6
OPPONENTS	225	50	23	17	23	7	91	200.7	33.9	15.5	8.03	14.3	3.03	71.1	33.7	15.5	18.9	8.00	14.2	3.02	70.8

CONNECTICUT SUN		Team/Opp		Home Road		Total	High Scoring		High Rebounds			High Assists			Opponent Scoring		Atten-
Date	Opponent	W	L	91-	74	1-0	0-0	1-0	Sales-19		Sales-10		Sales-5		Whalen-20		8,316
May 20	NEW YORK	W	81-	69	1-0	1-0	2-0	Douglas-28		McWilliams-Frank-1Whalen-6			Augustus-21		9,477		
May 27	DETROIT	L	73-	77 (OT)	1-1	1-0	2-1	Douglas-18		Douglas-7 Phillips-5			Smith-23		6,738		
Jun 1	@Charlotte	W	89-	65	1-1	2-0	3-1	Sales-18		Dydek-15 Douglas-5			Bond-14		3,632		
Jun 3	CHARLOTTE	W	89-	71	2-1	2-0	4-1	Dydek-17		McWilliams-Frank-1Sales-5			Mazzante-13		7,318		
Jun 7	@New York	W	75-	60	2-1	3-0	5-1	Douglas-17		McWilliams-Frank-7Phillips-4			Schumacher-14		10,180		
Jun 9	SEATTLE	W	85-	81	3-1	3-0	6-1	Douglas-18		Dydek-12 Whalen-9			Burse-23		8,138		
Jun 11	WASHINGTON	W	85-	71	4-1	3-0	7-1	Douglas-26		Douglas-7 Whalen-4			Beard-29		6,339		
Jun 16	@Phoenix	L	86-	91	4-1	3-1	7-2	Douglas-27		McWilliams-Frank-1Whalen-4			Taurasi-35		6,378		
Jun 17	@Los Angeles	L	70-	82	4-1	3-2	7-3	Jones-16		Dydek-5 Whalen-5			Leslie-32		7,992		
Jun 20	@Charlotte	W	90-	66	4-1	4-2	8-3	Sales-15		McWilliams-Frank-9Whalen-6			Sam-15		4,241		
Jun 22	MINNESOTA	W	79-	62	5-1	4-2	9-3	Dydek-16		Jones-11 Sales-4			Ohlde-16		6,572		
Jun 23	@Chicago	W	84-	79	5-1	5-2	10-3	Sales-23		McWilliams-Frank-1Whalen-6			Perkins-13		2,818		
Jun 25	@Washington	L	80-	87	5-1	5-3	10-4	Jones-15		McWilliams-Frank-1Whalen-6			Melvin-25		7,216		
Jun 27	HOUSTON	W	73-	57	6-1	5-3	11-4	Sales-19		Dydek-13 Whalen-6			Staley-17		6,220		
Jun 30	DETROIT	L	64-	70	6-2	5-3	11-5	Jones-16		McWilliams-Frank-1Whalen-5			Smith-21		7,002		
Jul 1	@Indiana	W	76-	66	6-2	6-3	12-5	Douglas-22		Whalen-10			Catchings-15		7,032		
Jul 6	CHARLOTTE	W	76-	71	7-2	6-3	13-5	Whalen-20		Dydek-9 Whalen-5			Smith-17		6,019		
Jul 8	PHOENIX	W	82-	77	8-2	6-3	14-5	Douglas-22		McWilliams-Frank-1McWilliams-Frank-5			Taurasi-25		9,341		
Jul 15	@Sacramento	L	63-	69	8-2	6-4	14-6	McWilliams-Frank-1McWilliams-Frank-4		Dydek-14			Griffith-21		7,997		
Jul 16	@Seattle	W	92-	83	8-2	7-4	15-6	Douglas-26		McWilliams-Frank-7			Jackson-20		8,952		
Jul 20	CHICAGO	W	86-	72	9-2	7-4	16-6	Douglas-19		McWilliams-Frank-8Whalen-7			Perkins-21		6,740		
Jul 22	@San Antonio	W	79-	61	9-2	8-4	17-6	Dydek-18		McWilliams-Frank-1McWilliams-Frank-7			Young-Malcolm-16		7,750		
Jul 24	@New York	W	89-	71	9-2	9-4	18-6	McWilliams-Frank-2Dydek-10		Douglas-6			Kraayeveld-22		8,411		
Jul 25	WASHINGTON	W	86-	73	10-2	9-4	19-6	Douglas-28		McWilliams-Frank-1McWilliams-Frank-6			Milton-Jones-17		6,533		
Jul 28	SACRAMENTO	W	75-	68	11-2	9-4	20-6	Douglas-19		McWilliams-Frank-1Douglas-6			Powell-17		7,558		
Jul 30	SAN ANTONIO	W	72-	65	12-2	9-4	21-6	Jones-22		Jones-8 Carey-4			Young-Malcolm-15		7,454		
Aug 1	NEW YORK	W	66-	52	13-2	9-4	22-6	Jones-22		Dydek-8 Phillips-5			Moore-16		7,151		
Aug 3	LOS ANGELES	W	72-	63	14-2	9-4	23-6	McWilliams-Frank-2Jones-10		Phillips-5			Leslie-18		8,672		
Aug 6	@Houston	W	86-	67	14-2	10-4	24-6	McWilliams-Frank-2McWilliams-Frank-1Whalen-9		Whalen-5			Swoopes-21		8,721		
Aug 8	@Chicago	W	85-	59	14-2	11-4	25-6	Douglas-19		McWilliams-Frank-1Jones-5			Ngoyisa-11		3,520		
Aug 9	@Indiana	W	71-	63	14-2	12-4	26-6	Jones-21		McWilliams-Frank-1Sales-5			Whitmore-16		7,361		
Aug 11	INDIANA	L	68-	87	14-3	12-4	26-7	Sales-17		McWilliams-Frank-5Phillips-4			DeForge-20		9,341		
Aug 13	@Detroit	L	65-	88	14-3	12-5	26-8	McWilliams-Frank-1McWilliams-Frank-5Dydek-3		Sales-5 Phillips-3Connecticut Sun / Final 2005			Nolan-19		11,558		





Connecticut Sun 2006 HIGH GAMES


PLAYER	MINUTES	FIELD GOALS	FREE THROWS	----- REBOUNDS -----			ASSISTS	STEALS	TURNOVERS	BLOCKED SHOTS	POINTS
				OFFENSIVE	DEFENSIVE	TOTAL					
AMBROSIA ANDERSON	1 JUN. 11 vs Wash.	0T	0T	0	2C JUN. 11 vs Wash.	2C JUN. 11 vs Wash.	0T	0	0	0T	0T
JESSICA BRUNGO	3 AUG. 13 at Det.	0	0	0	0	0	0	0	1 AUG. 11 vs Ind.	0	0
JAMIE CAREY	23 JUL. 15 at Sac.	5 AUG. 8 at Chi.	2T(2) JUL. 30 vs S.A.	1 JUL. 15 at Sac.	4 AUG. 3 vs L.A.	4 AUG. 3 vs L.A.	4 (2) JUL. 30 vs S.A.	1 (7) AUG. 13 at Det.	3T JUL. 15 at Sac.	0	13 AUG. 8 at Chi.
KATIE DOUGLAS	39 MAY. 27 vs Det.	10 JUN. 11 vs Wash.	9 (2) JUL. 25 vs Wash.	3 (3) JUN. 22 vs Minn.	6 (3) JUL. 1 at Ind.	8 JUL. 1 at Ind.	6 (2) JUL. 28 vs Sac.	4 (4) JUL. 8 vs Phoe.	6 (2) JUL. 15 at Sac.	1 (4) JUL. 30 vs S.A.	28 (2) JUL. 25 vs Wash.
MARGO DYDEK	37 JUL. 16 at Sea.	9 JUL. 22 at S.A.	5 (2) JUL. 25 vs Wash.	4 (2) JUN. 27 vs Hou.	12 (2) JUL. 16 at Sea.	15 JUN. 1 at Cha.	4 AUG. 6 at Hou.	4C JUL. 22 at S.A.	4 (2) JUN. 9 vs Sea.	7 JUN. 30 vs Det.	19 AUG. 6 at Hou.
ASJHA JONES	37 JUN. 9 vs Sea.	10 AUG. 1 vs N.Y.	8 JUL. 30 vs S.A.	6 AUG. 3 vs L.A.	8 JUN. 22 vs Minn.	11 (2) JUL. 8 vs Phoe.	5 AUG. 8 at Chi.	3T(2) AUG. 9 at Ind.	5 MAY. 27 vs Det.	2 (4) JUL. 30 vs S.A.	22 (2) AUG. 1 vs N.Y.
MEGAN MAHONEY	22C AUG. 13 at Det.	4C MAY. 20 vs N.Y.	4 AUG. 13 at Det.	2T JUL. 8 vs Phoe.	6C JUL. 22 at S.A.	6C JUL. 22 at S.A.	3C(2) AUG. 1 vs N.Y.	2T JUN. 7 at N.Y.	3C(3) AUG. 11 vs Ind.	1T JUL. 6 vs Cha.	9C MAY. 20 vs N.Y.
TAJ MCWILLIAMS-FRANKLIJUL	39 AUG. 16 at Sea.	11 JUL. 24 at N.Y.	7 JUL. 8 vs Phoe.	9 JUN. 16 at Phoe.	11T(2) AUG. 6 at Hou.	17C JUN. 16 at Phoe.	7T(2) JUL. 22 at S.A.	3 (3) JUL. 25 vs Wash.	5 (3) JUN. 30 vs Det.	4 JUL. 6 vs Cha.	22 (2) AUG. 3 vs L.A.
ERIN PHILLIPS	30 (4) AUG. 8 at Chi.	6 JUL. 25 vs Wash.	5 MAY. 20 vs N.Y.	2 (3) JUL. 25 vs Wash.	4 (3) JUL. 25 vs Wash.	6 JUL. 25 vs Wash.	6 JUL. 20 vs Chi.	3 (3) AUG. 3 vs L.A.	4 JUN. 1 at Cha.	1T(2) AUG. 11 vs Ind.	19 JUL. 25 vs Wash.

PLAYER	MINUTES	FIELD GOALS	FREE THROWS	----- REBOUNDS -----			ASSISTS	STEALS	TURNOVERS	BLOCKED SHOTS	POINTS
				OFFENSIVE	DEFENSIVE	TOTAL					
BROOKE QUEENAN	4 AUG. 13 at Det.	0	2C AUG. 13 at Det.	0	0	0	0	0T	1 JUL. 22 at S.A.	0T	2T AUG. 13 at Det.
NYKESHA SALES	39 MAY. 27 vs Det.	9 JUN. 11 vs Wash.	5 (2) JUN. 16 at Phoe.	3 (2) JUN. 23 at Chi.	8 MAY. 20 vs N.Y.	10T MAY. 20 vs N.Y.	5 (3) AUG. 9 at Ind.	4 JUN. 27 vs Hou.	4 (2) JUN. 7 at N.Y.	2 (2) JUN. 27 vs Hou.	24 JUN. 11 vs Wash.
LAURA SUMMERTON	24C JUL. 1 at Ind.	5C JUN. 20 at Cha.	4C JUN. 11 vs Wash.	2T(3) JUN. 30 vs Det.	4T JUN. 20 at Cha.	5T JUN. 20 at Cha.	3C(2) JUN. 30 vs Det.	1T(3) AUG. 11 vs Ind.	4C JUL. 15 at Sac.	1C(2) JUL. 16 at Sea.	11C JUN. 20 at Cha.
LINDSAY WHALEN	35 JUL. 25 vs Wash.	6 (2) JUL. 28 vs Sac.	12 JUL. 6 vs Cha.	2 (2) AUG. 6 at Hou.	9 JUL. 1 at Ind.	10 JUL. 1 at Ind.	9 (2) AUG. 6 at Hou.	3 (2) JUL. 6 vs Cha.	6T JUL. 15 at Sac.	1 (2) JUL. 30 vs S.A.	20 JUL. 6 vs Cha.
LE'COE WILLINGHAM	20 AUG. 13 at Det.	4 (2) JUN. 30 vs S.A.	6 AUG. 8 at Chi.	2 (6) AUG. 13 at Det.	4 (3) AUG. 1 vs N.Y.	6 AUG. 1 vs N.Y.	3 (2) JUN. 20 at Cha.	2 (2) JUN. 11 vs Wash.	4 AUG. 13 at Det.	0	10 JUN. 20 at Cha.
SUN High Games	225 MAY. 27 vs Det.	38 JUN. 20 at Cha.	27 JUL. 25 vs Wash.	18 JUL. 8 vs Phoe.	36 AUG. 1 vs N.Y.	50 JUN. 22 vs Minn.	25 (2) JUL. 22 at S.A.	12 (2) JUN. 3 vs Cha.	26 JUL. 15 at Sac.	11 JUN. 30 vs Det.	92 JUL. 16 at Sea.
SUN Low Games	200 (33) AUG. 13 at Det.	22 JUN. 30 vs Det.	5 JUN. 20 at Cha.	4 (2) AUG. 6 at Hou.	14 JUN. 17 at L.A.	25 JUN. 17 at L.A.	14 (3) AUG. 13 at Det.	3 (3) AUG. 11 vs Ind.	8 AUG. 3 vs L.A.	1 (2) AUG. 8 at Chi.	63 JUL. 15 at Sac.
OPPONENTS High Games	225 MAY. 27 vs Det.	38 AUG. 13 at Det.	25 JUN. 16 at Phoe.	20 JUN. 17 at L.A.	36 MAY. 27 vs Det.	50 MAY. 27 vs Det.	23 (2) AUG. 11 vs Ind.	17 JUL. 15 at Sac.	23 MAY. 27 vs Det.	7 MAY. 27 vs Det.	91 JUN. 16 at Phoe.
OPPONENTS Low Games	200 (33) AUG. 13 at Det.	21 AUG. 1 vs N.Y.	3 AUG. 1 vs N.Y.	4 JUN. 20 at Cha.	16 JUN. 1 at Cha.	24 (2) JUN. 20 at Cha.	9 JUN. 27 vs Hou.	4 (5) AUG. 8 at Chi.	6 JUN. 22 vs Minn.	0 (2) JUL. 28 vs Sac.	52 AUG. 1 vs N.Y.

"C" indicates a new career-high, "T" a tied career-high.

Numbers in parentheses indicate the number of games in which a player or team has reached a given total (if more than one).







(26-8)

CONNECTICUT SUN

Final 2005 Regular Season

PLAYER	G	GS	-FIELD GOALS-			-3-POINT FG--			-FREE THROWS-			--REBOUNDS--					PF	DQ	STL	TO	BLK	PTS	AVG
			FG	FGA	PCT	FG	FGA	PCT	FT	FTA	PCT	OFF	DEF	TOT	AST								
Sales	34	34	1074	201	482	.417	49	116	.422	81	108	.750	36	88	124	74	96	0	61	64	10	532	15.6
McWilliams-Frank	34	34	1083	180	364	.495	4	18	.222	107	136	.787	78	170	248	65	80	1	37	59	25	471	13.9
Whalen	34	34	1047	135	290	.466	16	46	.348	125	156	.801	29	99	128	172	90	0	42	89	2	411	12.1
Douglas	32	32	998	119	288	.413	31	110	.282	82	106	.774	45	85	130	94	57	0	48	54	4	351	11.0
Jones	33	4	705	133	275	.484	2	5	.400	33	56	.589	54	67	121	40	70	0	10	51	7	301	9.1
Dydek	31	30	671	87	162	.537	1	2	.500	50	65	.769	27	168	195	38	62	0	8	47	71	225	7.3
Wyckoff	34	1	596	35	88	.398	22	52	.423	13	20	.650	25	70	95	35	82	0	13	28	9	105	3.1
Willingham	18	0	91	7	17	.412	0	0	---	10	20	.500	10	7	17	3	16	0	2	14	0	24	1.3
Carey	15	0	85	7	19	.368	4	13	.308	0	0	---	2	4	6	7	9	0	2	4	0	18	1.2
Summerton	11	0	43	3	9	.333	0	0	---	4	5	.800	5	5	10	3	11	0	2	4	0	10	0.9
Derevjanik	34	1	359	8	22	.364	1	7	.143	7	16	.438	10	20	30	40	47	0	11	26	2	24	0.7
Bruno	12	0	48	1	9	.111	0	4	.000	0	0	---	1	5	6	2	4	0	0	2	0	2	0.2
SUN	34	-	6800	916	2025	.452	130	373	.349	512	688	.744	322	788	1110	573	624	1	236	452	130	2474	72.8
OPPONENTS	34	-	6800	835	2100	.398	122	400	.305	452	599	.755	350	728	1078	495	675	8	258	442	79	2244	66.0

PLAYER	-- SINGLE-GAME HIGHS --							----- AVERAGE PER GAME -----							----- AVERAGE PER 40 MINUTES -----						
	MIN	REB	AST	ST	TO	BL	PTS	MIN	REB	AST	STL	TO	BLK	PTS	REB	AST	PF	STL	TO	BLK	PTS
Sales	37	9	4	5	5	3	26	31.6	3.6	2.2	1.79	1.9	0.29	15.6	4.6	2.8	3.6	2.27	2.4	0.37	19.8
McWilliams-Frank	38	14	4	3	4	2	25	31.9	7.3	1.9	1.09	1.7	0.74	13.9	9.2	2.4	3.0	1.37	2.2	0.92	17.4
Whalen	37	9	8	4	6	1	28	30.8	3.8	5.1	1.24	2.6	0.06	12.1	4.9	6.6	3.4	1.60	3.4	0.08	15.7
Douglas	37	9	6	5	5	2	22	31.2	4.1	2.9	1.50	1.7	0.13	11.0	5.2	3.8	2.3	1.92	2.2	0.16	14.1
Jones	33	9	4	2	4	1	22	21.4	3.7	1.2	0.30	1.5	0.21	9.1	6.9	2.3	4.0	0.57	2.9	0.40	17.1
Dydek	32	14	4	1	4	9	17	21.6	6.3	1.2	0.26	1.5	2.29	7.3	11.6	2.3	3.7	0.48	2.8	4.23	13.4
Wyckoff	35	9	3	2	3	1	10	17.5	2.8	1.0	0.38	0.8	0.26	3.1	6.4	2.3	5.5	0.87	1.9	0.60	7.0
Willingham	12	3	1	1	3	0	7	5.1	0.9	0.2	0.11	0.8	0.00	1.3	7.5	1.3	7.0	0.88	6.2	0.00	10.5
Carey	15	1	2	1	1	0	5	5.7	0.4	0.5	0.13	0.3	0.00	1.2	2.8	3.3	4.2	0.94	1.9	0.00	8.5
Summerton	9	5	1	1	2	0	4	3.9	0.9	0.3	0.18	0.4	0.00	0.9	9.3	2.8	10.2	1.86	3.7	0.00	9.3
Derevjanik	30	5	3	1	6	1	4	10.6	0.9	1.2	0.32	0.8	0.06	0.7	3.3	4.5	5.2	1.23	2.9	0.22	2.7
Bruno	18	2	1	0	2	0	2	4.0	0.5	0.2	0.00	0.2	0.00	0.2	5.0	1.7	3.3	0.00	1.7	0.00	1.7
SUN	200	43	25	11	24	10	90	200.0	32.6	16.9	6.94	13.3	3.82	72.8	32.6	16.9	18.4	6.94	13.3	3.82	72.8
OPPONENTS	200	47	23	19	19	6	95	200.0	31.7	14.6	7.59	13.0	2.32	66.0	31.7	14.6	19.9	7.59	13.0	2.32	66.0

CONNECTICUT SUN

Date	Opponent	Team/Opp	Home	Road	Total	High Scoring	High Rebounds	High Assists	Opponent Scoring	Atten.
May 21	@Detroit	L 67- 78	0-0	0-1	0-1	McWilliams-Frank-2	McWilliams-Frank-1	Whalen-7	Braxton-18	9,245
May 22	@Washington	W 69- 67	0-0	1-1	1-1	Douglas-16	McWilliams-Frank-6	Whalen-4	Melvin-15	11,166
May 28	PHOENIX	W 85- 68	1-0	1-1	2-1	McWilliams-Frank-2	McWilliams-Frank-9	Whalen-6	DeForge-20	9,341
Jun 4	SAN ANTONIO	W 80- 69	2-0	1-1	3-1	Dydek-15	Jones-7	Douglas-6	Thomas-17	6,252
						Douglas-15		Whalen-6		
						McWilliams-Frank-1				
Jun 7	SEATTLE	W 81- 69	3-0	1-1	4-1	Douglas-20	Dydek-14	Whalen-8	Jackson-20	7,080
Jun 10	@Houston	W 77- 57	3-0	2-1	5-1	Sales-21	Dydek-12	Whalen-6	Swoopes-15	5,736
Jun 11	@San Antonio	W 78- 69	3-0	3-1	6-1	McWilliams-Frank-1	Douglas-9	Whalen-6	Ferdinand-Harris-1	9,772
						McWilliams-Frank-9				
Jun 18	DETROIT	W 73- 63	4-0	3-1	7-1	Sales-17	McWilliams-Frank-1	Whalen-6	Jones-11	7,427
Jun 20	@Los Angeles	W 90- 70	4-0	4-1	8-1	Sales-26	Dydek-10	Douglas-6	Holdslaw-23	7,246
								Whalen-6		
Jun 22	@Seattle	L 86- 95	4-0	4-2	8-2	McWilliams-Frank-2	Dydek-5	Whalen-6	Lennox-29	8,120
						McWilliams-Frank-5				
						Whalen-5				
Jun 24	@Sacramento	W 61- 50	4-0	5-2	9-2	McWilliams-Frank-1	McWilliams-Frank-1	Whalen-5	Walker-16	10,067
Jun 25	@Phoenix	W 77- 69	4-0	6-2	10-2	Sales-22	Wyckoff-9	Sales-3	Taurasi-28	8,091
								Wyckoff-3		
Jun 28	SACRAMENTO	W 70- 66	5-0	6-2	11-2	Sales-19	McWilliams-Frank-7	Whalen-5	Griffith-16	6,789
									Walker-16	
Jun 30	MINNESOTA	W 71- 56	6-0	6-2	12-2	Sales-18	McWilliams-Frank-9	Whalen-6	Smith-11	6,869
Jul 7	@New York	L 79- 89	6-0	6-3	12-3	Whalen-24	McWilliams-Frank-8	Whalen-5	Wauters-23	8,386
Jul 13	@Indiana	L 53- 64	6-0	6-4	12-4	Sales-15	Douglas-7	Whalen-4	Catchings-18	8,799
Jul 15	HOUSTON	W 70- 66	7-0	6-4	13-4	Sales-22	Dydek-7	Whalen-5	Swoopes-21	7,001
Jul 17	@Minnesota	W 72- 53	7-0	7-4	14-4	Dydek-17	Dydek-8	Douglas-4	Lassiter-11	9,011
								Dydek-4	Smith-11	
Jul 19	@Charlotte	W 64- 55	7-0	8-4	15-4	Douglas-15	Dydek-11	Whalen-6	Feaster-14	10,378
Jul 20	@Detroit	L 57- 66	7-0	8-5	15-5	Sales-17	McWilliams-Frank-1	Sales-3	Jones-14	14,932
								Wyckoff-3	Nolan-14	
								Whalen-3		
Jul 22	CHARLOTTE	W 73- 63	8-0	8-5	16-5	Sales-21	Sales-8	Whalen-7	Staley-15	6,571
Jul 26	INDIANA	W 68- 55	9-0	8-5	17-5	Sales-19	Dydek-12	Whalen-5	Bevilaqua-19	5,711
Jul 28	NEW YORK	W 73- 70	10-0	8-5	18-5	Sales-21	Jones-6	Whalen-6	Wauters-19	6,271
								Douglas-6		
								McWilliams-Frank-6		
Jul 30	DETROIT	L 66- 75	10-1	8-5	18-6	Dydek-16	Dydek-9	Douglas-4	Nolan-19	8,401
Aug 2	@New York	W 72- 65	10-1	9-5	19-6	McWilliams-Frank-1	McWilliams-Frank-7	Whalen-6	Hammon-17	9,498
Aug 6	@Indiana	W 74- 65	10-1	10-5	20-6	Sales-26	McWilliams-Frank-1	Whalen-6	Catchings-17	9,370
Aug 9	LOS ANGELES	W 64- 51	11-1	10-5	21-6	Douglas-22	Douglas-8	Whalen-6	Leslie-20	7,575
Aug 11	@Washington	W 80- 65	11-1	11-5	22-6	Sales-20	McWilliams-Frank-1	Douglas-4	Beard-18	6,664
								Whalen-4		
Aug 14	WASHINGTON	W 80- 77	12-1	11-5	23-6	Sales-17	McWilliams-Frank-7	Douglas-5	Smith-Taylor-17	7,412
Aug 18	CHARLOTTE	W 84- 70	13-1	11-5	24-6	Whalen-28	McWilliams-Frank-1	Whalen-6	Smith-15	6,003
Aug 20	NEW YORK	L 58- 64	13-2	11-5	24-7	Whalen-22	McWilliams-Frank-1	Sales-3	Kraayeveld-14	8,304
								Whalen-3		
Aug 23	INDIANA	L 63- 69	13-3	11-5	24-8	McWilliams-Frank-1	McWilliams-Frank-4	Whalen-5	Catchings-18	5,596
Aug 26	WASHINGTON	W 81- 47	14-3	11-5	25-8	Sales-20	Dydek-11	Whalen-4	Milton-Jones-11	9,341
Aug 27	@Charlotte	W 78- 69	14-3	12-5	26-8	Jones-22	Jones-9	Whalen-4	Sam-21	8,501





Connecticut Sun 2005 HIGH GAMES


PLAYER	MINUTES	FIELD GOALS	FREE THROWS	----- REBOUNDS -----			ASSISTS	STEALS	TURNOVERS	BLOCKED SHOTS	POINTS
				OFFENSIVE	DEFENSIVE	TOTAL					
JESSICA BRUNGO	18T AUG. 27 at Cha.	1 JUL. 7 at N.Y.	0	1T AUG. 27 at Cha.	2 (2) AUG. 26 vs Wash.	2 (2) AUG. 26 vs Wash.	1 (2) AUG. 27 at Cha.	0	2T AUG. 27 at Cha.	0	2 JUL. 7 at N.Y.
JAMIE CAREY	15 AUG. 27 at Cha.	2 AUG. 26 vs Wash.	0	1 (2) AUG. 26 vs Wash.	1 (4) AUG. 27 at Cha.	1 (6) AUG. 27 at Cha.	2 AUG. 27 at Cha.	1 (2) AUG. 14 vs Wash.	1 (4) AUG. 27 at Cha.	0	5 AUG. 26 vs Wash.
JEN DEREVJANIK	30 AUG. 27 at Cha.	2 JUN. 28 vs Sac.	2 (2) AUG. 11 at Wash.	2T(2) AUG. 23 vs Ind.	4 AUG. 27 at Cha.	5 AUG. 27 at Cha.	3 (6) AUG. 26 vs Wash.	1 (11) AUG. 27 at Cha.	6C AUG. 27 at Cha.	1 (2) JUN. 10 at Hou.	4 (2) AUG. 11 at Wash.
KATIE DOUGLAS	37 JUL. 22 vs Cha.	8 JUN. 7 vs Sea.	12 AUG. 9 vs L.A.	6T JUN. 24 at Sac.	7 (2) AUG. 9 vs L.A.	9 JUN. 11 at S.A.	6 (2) JUN. 20 at L.A.	5T JUL. 22 vs Cha.	5 (2) AUG. 14 vs Wash.	2 AUG. 14 vs Wash.	22 AUG. 9 vs L.A.
MARGO DYDEK	32 JUL. 17 at Minn.	8 JUL. 17 at Minn.	6 (2) JUL. 30 vs Det.	3 (3) AUG. 9 vs L.A.	12 JUL. 26 vs Ind.	14 JUN. 7 vs Sea.	4 (2) JUL. 17 at Minn.	1 (8) AUG. 20 vs N.Y.	4 AUG. 9 vs L.A.	9 JUN. 4 vs S.A.	17 JUL. 17 at Minn.
ASJHA JONES	33 (2) AUG. 18 vs Cha.	9 AUG. 27 at Cha.	4 (2) AUG. 27 at Cha.	5 JUL. 20 at Det.	6 JUN. 4 vs S.A.	9 (2) AUG. 27 at Cha.	4 AUG. 18 vs Cha.	2 JUN. 10 at Hou.	4 (2) AUG. 27 at Cha.	1 (7) AUG. 18 vs Cha.	22 AUG. 27 at Cha.
TAJ MCWILLIAMS-FRANKLIN	38 JUN. 25 at Phoe.	10 (2) MAY. 28 vs Phoe.	11C JUL. 30 vs Det.	6 JUN. 24 at Sac.	9 AUG. 11 at Wash.	14 JUN. 24 at Sac.	4 (5) AUG. 18 vs Cha.	3 (5) JUL. 22 vs Cha.	4 JUN. 18 vs Det.	2 (6) AUG. 14 vs Wash.	25 (2) MAY. 28 vs Phoe.
NYKESHA SALES	37 AUG. 9 vs L.A.	11 JUN. 20 at L.A.	6 (2) AUG. 11 at Wash.	3 JUL. 22 vs Cha.	7 MAY. 21 at Det.	9 MAY. 21 at Det.	4 (6) JUL. 26 vs Ind.	5 JUL. 28 vs N.Y.	5 (3) AUG. 14 vs Wash.	3C JUL. 17 at Minn.	26 (2) AUG. 6 at Ind.
LAURA SUMMERTON	9 JUL. 22 vs Cha.	2 JUL. 22 vs Cha.	2 JUN. 20 at L.A.	2T JUL. 17 at Minn.	4T AUG. 27 at Cha.	5T AUG. 27 at Cha.	1 (3) AUG. 27 at Cha.	1T(2) AUG. 11 at Wash.	2 AUG. 27 at Cha.	0	4 JUL. 22 vs Cha.

Connecticut Sun 2005 HIGH GAMES

PLAYER	MINUTES	FIELD GOALS	FREE THROWS	----- REBOUNDS -----			ASSISTS	STEALS	TURNOVERS	BLOCKED SHOTS	POINTS
				OFFENSIVE	DEFENSIVE	TOTAL					
LINDSAY WHALEN	37 JUN. 24 at Sac.	9 AUG. 18 vs Cha.	12 JUN. 25 at Phoe.	3 (2) AUG. 20 vs N.Y.	7 JUN. 18 vs Det.	9 JUN. 18 vs Det.	8 JUN. 7 vs Sea.	4 (2) AUG. 18 vs Cha.	6T(2) AUG. 6 at Ind.	1 (2) JUL. 19 at Cha.	28 AUG. 18 vs Cha.
LE'COE WILLINGHAM	12 AUG. 27 at Cha.	3 AUG. 26 vs Wash.	2 (2) AUG. 18 vs Cha.	3 AUG. 26 vs Wash.	2 JUL. 17 at Minn.	3 (4) AUG. 27 at Cha.	1 (3) AUG. 26 vs Wash.	1 (2) AUG. 27 at Cha.	3 JUN. 10 at Hou.	0	7 AUG. 26 vs Wash.
BROOKE WYCKOFF	35 JUN. 25 at Phoe.	4 JUN. 11 at S.A.	2 (6) AUG. 27 at Cha.	2 (4) JUL. 7 at N.Y.	7 JUN. 25 at Phoe.	9 JUN. 25 at Phoe.	3 (5) JUL. 20 at Det.	2 (2) AUG. 20 vs N.Y.	3 (2) JUL. 19 at Cha.	1 (9) AUG. 27 at Cha.	10 (2) AUG. 14 vs Wash.
SUN High Games	200 (34) AUG. 27 at Cha.	35 JUN. 20 at L.A.	32 JUN. 25 at Phoe.	16 (2) JUN. 24 at Sac.	31 (4) AUG. 27 at Cha.	43 AUG. 26 vs Wash.	25 JUN. 4 vs S.A.	11 JUL. 28 vs N.Y.	24 JUL. 13 at Ind.	10 JUN. 4 vs S.A.	90 JUN. 20 at L.A.
SUN Low Games	200 (34) AUG. 27 at Cha.	16 JUL. 30 vs Det.	5 (3) AUG. 23 vs Ind.	3 JUL. 26 vs Ind.	12 AUG. 23 vs Ind.	19 AUG. 23 vs Ind.	10 (2) AUG. 6 at Ind.	1 (2) JUL. 7 at N.Y.	6 JUN. 22 at Sea.	1 (7) AUG. 23 vs Ind.	53 JUL. 13 at Ind.
OPPONENTS High Games	200 (34) AUG. 27 at Cha.	35 JUN. 22 at Sea.	23 AUG. 27 at Cha.	21 JUN. 18 vs Det.	32 (2) JUL. 20 at Det.	47 MAY. 21 at Det.	23 MAY. 21 at Det.	19 JUL. 13 at Ind.	19 JUN. 24 at Sac.	6 JUN. 25 at Phoe.	95 JUN. 22 at Sea.
OPPONENTS Low Games	200 (34) AUG. 27 at Cha.	17 JUL. 17 at Minn.	5 (2) AUG. 14 vs Wash.	5 (2) JUL. 19 at Cha.	16 JUL. 7 at N.Y.	21 JUL. 7 at N.Y.	4 JUN. 24 at Sac.	1 JUN. 22 at Sea.	4 JUL. 7 at N.Y.	0 (3) AUG. 20 vs N.Y.	47 AUG. 26 vs Wash.

"C" indicates a new career-high, "T" a tied career-high.

Numbers in parentheses indicate the number of games in which a player or team has reached a given total (if more than one).





(18-16)

CONNECTICUT SUN

Final 2004 Regular Season

PLAYER	G	GS	-FIELD GOALS-			-3-POINT FG--			-FREE THROWS-			--REBOUNDS--				PF	DQ	STL	TO	BLK	PTS	AVG	
			MIN	FG	FGA	PCT	FG	FGA	PCT	FT	FTA	PCT	OFF	DEF	TOT								AST
Sales	34	34	1096	210	486	.432	41	129	.318	56	77	.727	33	102	135	97	98	0	75	76	8	517	15.2
McWilliams-Frank	34	34	1133	168	352	.477	0	12	.000	77	128	.602	83	161	244	63	96	1	48	73	45	413	12.1
Douglas	34	34	1120	125	321	.389	53	153	.346	61	77	.792	33	99	132	90	73	0	50	52	13	364	10.7
Palmer	33	33	786	108	253	.427	13	41	.317	68	85	.800	47	135	182	30	77	0	23	40	5	297	9.0
Whalen	31	30	946	83	183	.454	20	57	.351	89	122	.730	21	69	90	148	72	0	39	94	0	275	8.9
Jones	34	1	699	96	239	.402	2	6	.333	41	48	.854	51	67	118	39	82	0	20	53	18	235	6.9
Willingham	23	0	175	24	38	.632	0	1	.000	20	26	.769	22	21	43	7	16	0	8	12	2	68	3.0
Futrell	20	0	144	11	38	.289	7	17	.412	13	16	.813	7	12	19	10	20	0	5	7	1	42	2.1
Black	31	4	347	26	56	.464	0	1	.000	3	4	.750	13	23	36	47	35	0	19	15	0	55	1.8
Brungo	33	0	314	18	59	.305	10	38	.263	4	5	.800	10	27	37	27	21	0	4	12	4	50	1.5
Derevjanik	23	0	140	7	26	.269	3	12	.250	2	2	1.000	1	8	9	14	20	0	8	10	0	19	0.8
SUN	34	-	6900	876	2051	.427	149	467	.319	434	590	.736	321	724	1045	572	610	1	299	462	96	2335	68.7
OPPONENTS	34	-	6900	858	1996	.430	145	384	.378	443	599	.740	306	757	1063	565	627	4	239	492	113	2304	67.8

PLAYER	-- SINGLE-GAME HIGHS --								----- AVERAGE PER GAME -----								----- AVERAGE PER 40 MINUTES -----							
	MIN	REB	AST	ST	TO	BL	PTS	MIN	REB	AST	STL	TO	BLK	PTS	REB	AST	PF	STL	TO	BLK	PTS			
Sales	42	10	8	6	6	2	28	32.2	4.0	2.9	2.21	2.2	0.24	15.2	4.9	3.5	3.6	2.74	2.8	0.29	18.9			
McWilliams-Frank	42	14	4	4	5	4	22	33.3	7.2	1.9	1.41	2.1	1.32	12.1	8.6	2.2	3.4	1.69	2.6	1.59	14.6			
Douglas	39	8	7	5	6	1	25	32.9	3.9	2.6	1.47	1.5	0.38	10.7	4.7	3.2	2.6	1.79	1.9	0.46	13.0			
Palmer	32	11	4	3	3	2	21	23.8	5.5	0.9	0.70	1.2	0.15	9.0	9.3	1.5	3.9	1.17	2.0	0.25	15.1			
Whalen	39	7	13	5	6	0	21	30.5	2.9	4.8	1.26	3.0	0.00	8.9	3.8	6.3	3.0	1.65	4.0	0.00	11.6			
Jones	35	10	7	2	6	2	16	20.6	3.5	1.1	0.59	1.6	0.53	6.9	6.8	2.2	4.7	1.14	3.0	1.03	13.4			
Willingham	20	6	2	2	2	1	12	7.6	1.9	0.3	0.35	0.5	0.09	3.0	9.8	1.6	3.7	1.83	2.7	0.46	15.5			
Futrell	19	4	4	2	2	1	8	7.2	1.0	0.5	0.25	0.3	0.05	2.1	5.3	2.8	5.6	1.39	1.9	0.28	11.7			
Black	22	4	3	3	3	0	6	11.2	1.2	1.5	0.61	0.5	0.00	1.8	4.1	5.4	4.0	2.19	1.7	0.00	6.3			
Brungo	18	4	3	1	2	1	6	9.5	1.1	0.8	0.12	0.4	0.12	1.5	4.7	3.4	2.7	0.51	1.5	0.51	6.4			
Derevjanik	30	3	3	2	0	6	6	6.1	0.4	0.6	0.35	0.4	0.00	0.8	2.6	4.0	5.7	2.29	2.9	0.00	5.4			
SUN	225	43	22	15	23	5	83	202.9	30.7	16.8	8.79	13.6	2.82	68.7	30.3	16.6	17.7	8.67	13.4	2.78	67.7			
OPPONENTS	225	43	23	12	26	8	85	202.9	31.3	16.6	7.03	14.5	3.32	67.8	30.8	16.4	18.2	6.93	14.3	3.28	66.8			

CONNECTICUT SUN	Date	Opponent	Team/Opp	Home	Road	Total	High Scoring	High Rebounds	High Assists	Opponent Scoring	Atten.
	May 22	PHOENIX	L 58- 65	0-1	0-0	0-1	McWilliams-Frank-1	Palmer-10	Black-3 McWilliams-Frank-3 Whalen-3	Taurasi-26	9,341
	May 25	HOUSTON	L 57- 68	0-2	0-0	0-2	Douglas-21	Douglas-8 Palmer-8	Whalen-5	Thompson-17 Swoopes-17	3,846
	May 27	LOS ANGELES	W 82- 73	1-2	0-0	1-2	Douglas-25	McWilliams-Frank-9	Douglas-7 Whalen-7	Mabika-21	5,136
	Jun 3	CHARLOTTE	W 71- 62	2-2	0-0	2-2	Sales-20	Douglas-7 McWilliams-Frank-7	Douglas-6	Mazzante-15	4,312
	Jun 4	@Washington	W 72- 63	2-2	1-0	3-2	Palmer-21	Palmer-10	Whalen-6	Holdslaw-25	13,246
	Jun 6	DETROIT	L 73- 74	2-3	1-0	3-3	McWilliams-Frank-1	McWilliams-Frank-7	Sales-4	Cash-20	7,028
	Jun 9	@Phoenix	L 59- 75	2-3	1-1	3-4	Sales-23	Jones-5	McWilliams-Frank-3	Taurasi-17	6,241
	Jun 11	@Seattle	L 63- 68	2-3	1-2	3-5	Douglas-13	McWilliams-Frank-1	Futrell-4	Jackson-22	7,012
	Jun 12	@Sacramento	W 83- 76	2-3	2-2	4-5	Sales-22	McWilliams-Frank-1	Sales-5	Smith-15	7,770
	Jun 14	@Los Angeles	L 74- 76 (OT)	2-3	2-3	4-6	Sales-19	McWilliams-Frank-5	Sales-5 Jones-5 Palmer-5	Teasley-17	8,862
	Jun 18	CHARLOTTE	L 58- 63 (OT)	2-4	2-3	4-7	Sales-19	Palmer-10	Douglas-3 Sales-3	Feaster-14	5,283
	Jun 20	WASHINGTON	W 75- 65	3-4	2-3	5-7	McWilliams-Frank-1	McWilliams-Frank-8	Whalen-5	Holdslaw-20	5,298
	Jun 22	@Indiana	W 63- 58	3-4	3-3	6-7	McWilliams-Frank-1	McWilliams-Frank-1	Whalen-7	Catchings-19	6,126
	Jun 25	DETROIT	W 71- 67 (OT)	4-4	3-3	7-7	Sales-22	McWilliams-Frank-1	Whalen-10	Cash-22	6,702
	Jun 27	@Detroit	W 74- 72	4-4	4-3	8-7	Sales-19	Douglas-8 McWilliams-Frank-8	Whalen-13	Cash-20	8,381
	Jun 30	WASHINGTON	W 78- 69	5-4	4-3	9-7	McWilliams-Frank-1	Jones-10	Whalen-7	Holdslaw-21	6,069
	Jul 6	INDIANA	W 79- 77 (OT)	6-4	4-3	10-7	Sales-21	McWilliams-Frank-5	Whalen-10 Palmer-5	Catchings-24	5,388
	Jul 9	SACRAMENTO	L 70- 85	6-5	4-3	10-8	McWilliams-Frank-1	Palmer-8	Whalen-5	Lawson-21	6,771
	Jul 11	@Indiana	W 65- 61	6-5	5-3	11-8	Whalen-13	Palmer-6	Sales-4	Catchings-20	6,748
	Jul 14	@Minnesota	L 63- 66	6-5	5-4	11-9	Whalen-18	McWilliams-Frank-1	Douglas-5	Ohlde-21	16,227
	Jul 15	@San Antonio	L 67- 78	6-5	5-5	11-10	McWilliams-Frank-2	McWilliams-Frank-6	Whalen-7	Thomas-23	7,939
	Jul 17	@Houston	L 56- 72	6-5	5-6	11-11	Sales-19	Sales-7	Whalen-4	Thompson-18	7,803
	Jul 21	@Detroit	W 78- 68	6-5	6-6	12-11	McWilliams-Frank-1	Palmer-11	Sales-5	Nolan-20	13,891
	Jul 22	MINNESOTA	L 52- 68	6-6	6-6	12-12	Palmer-10	Palmer-6	Whalen-4 Willingham-6 Whalen-6	Smith-27	7,118
	Jul 24	SAN ANTONIO	W 69- 55	7-6	6-6	13-12	Sales-26	Jones-9	Jones-7 Whalen-7	Johnson-15	7,233
	Jul 30	@Washington	L 68- 69	7-6	6-7	13-13	Sales-23	Whalen-7	Sales-8	Beard-14	11,021
	Jul 31	New York	L 66- 80	7-6	6-8	13-14	Sales-18	McWilliams-Frank-7	McWilliams-Frank-4 Whalen-4	Hammon-24	5,945
	Sep 1	@Charlotte	L 55- 62	7-6	6-9	13-15	Whalen-14	McWilliams-Frank-8	Sales-4	Staley-12	5,216
	Sep 3	NEW YORK	W 61- 43	8-6	6-9	14-15	Douglas-13	McWilliams-Frank-6	Whalen-6	Baranova-9	7,519
	Sep 10	@New York	W 77- 66	8-6	7-9	15-15	Whalen-21	McWilliams-Frank-7	Douglas-6	Hammon-17	5,945
	Sep 12	SEATTLE	W 71- 64	9-6	7-9	16-15	Douglas-21	McWilliams-Frank-1	Whalen-5 Sales-5	Jackson-24	9,341
	Sep 15	@Charlotte	W 81- 67	9-6	8-9	17-15	Sales-28	McWilliams-Frank-1	Douglas-5	Sutton-Brown-22	8,286
	Sep 17	NEW YORK	L 66- 69	9-7	8-9	17-16	Whalen-16	Sales-8	McWilliams-Frank-4 Palmer-4	Robinson-22	8,286
	Sep 19	INDIANA	W 80- 60	10-7	8-9	18-16	Jones-16	McWilliams-Frank-8	Black-3	Catchings-30	8,132





Connecticut Sun 2004 HIGH GAMES

PLAYER	MINUTES	FIELD GOALS	FREE THROWS	----- OFFENSIVE	REBOUNDS DEFENSIVE	----- TOTAL	ASSISTS	STEALS	TURNOVERS	BLOCKED SHOTS	POINTS
DEBBIE BLACK	22 JUN. 11 at Sea.	3 JUL. 31 at N.Y.	1 (3) SEP. 19 vs Ind.	3 JUL. 15 at S.A.	3 (3) SEP. 19 vs Ind.	4 JUN. 11 at Sea.	3 (7) SEP. 19 vs Ind.	3 JUL. 31 at N.Y.	3 (2) SEP. 19 vs Ind.	0	6 JUL. 31 at N.Y.
JESSICA BRUNGO	18T SEP. 19 vs Ind.	2C (2) SEP. 12 vs Sea.	2C SEP. 19 vs Ind.	1T (10) SEP. 17 vs N.Y.	3C (3) SEP. 1 at Cha.	4C MAY. 22 vs Phoe.	3C JUN. 22 at Ind.	1C (4) SEP. 3 vs N.Y.	2T JUN. 20 vs Wash.	1C (4) SEP. 3 vs N.Y.	6C JUN. 25 vs Det.
JEN DEREVJANIK	30 JUN. 14 at L.A.	2 (2) JUN. 14 at L.A.	2 JUN. 14 at L.A.	1 JUN. 12 at Sac.	3 JUN. 14 at L.A.	3 JUN. 14 at L.A.	3 (3) JUN. 14 at L.A.	3T JUN. 14 at L.A.	2 (3) JUN. 20 vs Wash.	0	6 (2) JUN. 14 at L.A.
KATIE DOUGLAS	39 JUN. 25 vs Det.	8 SEP. 12 vs Sea.	7 MAY. 27 vs L.A.	2 (11) SEP. 1 at Cha.	7 (2) JUN. 27 at Det.	8 (2) JUN. 27 at Det.	7 MAY. 27 vs L.A.	5T SEP. 3 vs N.Y.	6 (2) JUL. 24 vs S.A.	1 (13) SEP. 17 vs N.Y.	25 MAY. 27 vs L.A.
CANDACE FUTRELL	19C JUN. 11 at Sea.	3C JUN. 11 at Sea.	6C SEP. 19 vs Ind.	3C JUL. 9 vs Sac.	3C JUL. 15 at S.A.	4C JUN. 11 at Sea.	4C JUN. 11 at Sea.	2C JUN. 30 vs Wash.	2C (2) JUL. 14 at Minn.	1C JUL. 14 at Minn.	8C JUN. 11 at Sea.
ASJHA JONES	35 JUN. 25 vs Det.	7 JUN. 25 vs Det.	8 SEP. 19 vs Ind.	6 JUL. 14 at Minn.	7 JUN. 30 vs Wash.	10 JUN. 30 vs Wash.	7C JUL. 24 vs S.A.	2 (5) SEP. 10 at N.Y.	6 JUN. 25 vs Det.	2 (2) JUL. 17 at Hou.	16 SEP. 19 vs Ind.
TAJ MCWILLIAMS-FRANKLI	42 JUN. 25 vs Det.	9 (2) JUL. 15 at S.A.	5 (4) SEP. 15 at Cha.	7 JUN. 22 at Ind.	10 JUL. 14 at Minn.	14 (2) JUL. 14 at Minn.	4 (3) SEP. 17 vs N.Y.	4 (2) JUL. 15 at S.A.	5 (2) SEP. 12 vs Sea.	4 MAY. 27 vs L.A.	22 JUL. 15 at S.A.
WENDY PALMER	32 JUN. 14 at L.A.	8 JUN. 4 at Wash.	6 JUN. 27 at Det.	5 MAY. 25 vs Hou.	9 (2) JUN. 4 at Wash.	11 JUL. 21 at Det.	4 SEP. 17 vs N.Y.	3 JUN. 6 vs Det.	3 (2) JUL. 14 at Minn.	2 JUL. 15 at S.A.	21 JUN. 4 at Wash.
NYKESHA SALES	42 JUN. 14 at L.A.	12 SEP. 15 at Cha.	6 SEP. 19 vs Ind.	3 JUL. 31 at N.Y.	8 JUN. 25 vs Det.	10T JUN. 25 vs Det.	8C JUL. 30 at Wash.	6T (3) SEP. 12 vs Sea.	6T SEP. 12 vs Sea.	2 SEP. 12 vs Sea.	28 SEP. 15 at Cha.

Connecticut Sun 2004 HIGH GAMES

PLAYER	MINUTES	FIELD GOALS	FREE THROWS	----- OFFENSIVE	REBOUNDS DEFENSIVE	----- TOTAL	ASSISTS	STEALS	TURNOVERS	BLOCKED SHOTS	POINTS
LINDSAY WHALEN	39 JUN. 25 vs Det.	8 SEP. 10 at N.Y.	10 JUN. 30 vs Wash.	2 (6) JUL. 31 at N.Y.	7 JUL. 24 vs S.A.	7 (2) JUL. 30 at Wash.	13 JUN. 27 at Det.	5T SEP. 19 vs Ind.	6T (2) SEP. 1 at Cha.	0	21 SEP. 10 at N.Y.
LE'COE WILLINGHAM	20 JUL. 22 vs Minn.	6 JUL. 21 at Det.	6 SEP. 19 vs Ind.	4 JUL. 22 vs Minn.	2 (5) SEP. 19 vs Ind.	6 JUL. 22 vs Minn.	2 JUL. 21 at Det.	2 (2) SEP. 12 vs Sea.	2 (3) SEP. 17 vs N.Y.	1 (2) SEP. 17 vs N.Y.	12 JUL. 21 at Det.
SUN High Games	225 (4) JUL. 6 vs Ind.	32 SEP. 15 at Cha.	35 SEP. 19 vs Ind.	17 JUL. 14 at Minn.	32 JUN. 25 vs Det.	43 JUN. 25 vs Det.	22 (2) JUN. 25 vs Det.	15 JUN. 14 at L.A.	23 JUL. 24 vs S.A.	5 (6) SEP. 17 vs N.Y.	83 JUN. 12 at Sac.
SUN Low Games	200 (30) SEP. 19 vs Ind.	20 JUL. 17 at Hou.	6 MAY. 25 vs Hou.	3 JUN. 14 at L.A.	11 SEP. 17 vs N.Y.	20 JUN. 9 at Phoe.	10 JUN. 9 at Phoe.	4 (3) SEP. 15 at Cha.	4 JUL. 21 at Det.	0 (2) JUL. 6 vs Ind.	52 JUL. 22 vs Minn.
OPPONENTS High Games	225 (4) JUL. 6 vs Ind.	35 JUL. 9 vs Sac.	23 (2) SEP. 15 at Cha.	19 JUN. 6 vs Det.	33 JUN. 14 at L.A.	43 JUL. 6 vs Ind.	23 (2) JUN. 27 at Det.	12 (2) JUL. 24 vs S.A.	26 JUN. 14 at L.A.	8 JUL. 22 vs Minn.	85 JUL. 9 vs Sac.
OPPONENTS Low Games	200 (30) SEP. 19 vs Ind.	17 SEP. 3 vs N.Y.	4 SEP. 17 vs N.Y.	1 MAY. 22 vs Phoe.	11 SEP. 15 at Cha.	18 SEP. 15 at Cha.	9 SEP. 15 at Cha.	3 (2) JUL. 22 vs Minn.	8 (4) SEP. 17 vs N.Y.	0 SEP. 10 at N.Y.	43 SEP. 3 vs N.Y.

"C" indicates a new career-high, "T" a tied career-high.

Numbers in parentheses indicate the number of games in which a player or team has reached a given total (if more than one).





(18-16)

CONNECTICUT SUN

Final 2003 Regular Season

PLAYER	G	GS	MIN	-FIELD GOALS-			-3-POINT FG--			-FREE THROWS-			--REBOUNDS--					PTS	AVG				
				FG	FGA	PCT	FG	FGA	PCT	FT	FTA	PCT	OFF	DEF	TOT	AST	PF			DQ	STL	TO	BLK
Sales	34	34	1106	194	468	.415	44	114	.386	116	144	.806	27	118	145	92	107	3	46	73	13	548	16.1
S. Johnson	34	34	1107	138	319	.433	19	73	.260	125	171	.731	39	95	134	196	77	0	44	107	3	420	12.4
Douglas	28	27	843	120	274	.438	47	123	.382	49	68	.721	33	73	106	56	38	0	31	28	11	336	12.0
McWilliams-Frank	34	34	983	133	301	.442	12	43	.279	76	102	.745	78	149	227	49	103	1	43	54	33	354	10.4
A. Johnson	34	5	584	69	195	.354	17	49	.347	18	24	.750	23	35	58	18	36	0	17	21	1	173	5.1
Palmer	32	1	433	58	147	.395	10	46	.217	23	28	.821	29	77	106	16	62	0	11	35	3	149	4.7
Wyckoff	34	22	755	55	142	.387	20	70	.286	26	36	.722	48	98	146	35	109	1	33	39	19	156	4.6
Hicks	27	0	253	37	80	.463	0	0	---	24	25	.960	23	25	48	6	47	0	11	26	9	98	3.6
Lobo	25	13	297	25	88	.284	7	28	.250	2	9	.222	9	43	52	5	33	0	6	14	15	59	2.4
Coleman	20	0	141	11	20	.550	0	0	---	14	30	.467	8	14	22	1	18	0	8	13	2	36	1.8
Black	34	0	373	24	68	.353	1	3	.333	6	9	.667	16	35	51	46	33	0	20	18	2	55	1.6
SUN	34	-	6875	864	2102	.411	177	549	.322	479	646	.741	333	762	1095	520	663	5	270	434	111	2384	70.1
OPPONENTS	34	-	6875	864	2104	.411	172	536	.321	509	673	.756	366	812	1178	553	669	8	252	476	88	2409	70.9

PLAYER	-- SINGLE-GAME HIGHS --										----- AVERAGE PER GAME -----										----- AVERAGE PER 40 MINUTES -----									
	MIN	REB	AST	ST	TO	BL	PTS	MIN	REB	AST	STL	TO	BLK	PTS	REB	AST	PF	STL	TO	BLK	PTS									
Sales	39	10	5	4	6	2	31	32.5	4.3	2.7	1.35	2.1	0.38	16.1	5.2	3.3	3.9	1.66	2.6	0.47	19.8									
S. Johnson	43	8	11	5	7	1	31	32.6	3.9	5.8	1.29	3.1	0.09	12.4	4.8	7.1	2.8	1.59	3.9	0.11	15.2									
Douglas	45	9	5	4	3	3	28	30.1	3.8	2.0	1.11	1.0	0.39	12.0	5.0	2.7	1.8	1.47	1.3	0.52	15.9									
McWilliams-Frank	44	12	4	4	4	5	28	28.9	6.7	1.4	1.26	1.6	0.97	10.4	9.2	2.0	4.2	1.75	2.2	1.34	14.4									
A. Johnson	31	6	2	4	3	1	15	17.2	1.7	0.5	0.50	0.6	0.03	5.1	4.0	1.2	2.5	1.16	1.4	0.07	11.8									
Palmer	22	10	2	3	5	1	20	13.5	3.3	0.5	0.34	1.1	0.09	4.7	9.8	1.5	5.7	1.02	3.2	0.28	13.8									
Wyckoff	35	12	3	3	3	3	17	22.2	4.3	1.0	0.97	1.1	0.56	4.6	7.7	1.9	5.8	1.75	2.1	1.01	8.3									
Hicks	21	8	2	1	3	2	12	9.4	1.8	0.2	0.41	1.0	0.33	3.6	7.6	0.9	7.4	1.74	4.1	1.42	15.5									
Lobo	31	6	3	2	2	2	12	11.9	2.1	0.2	0.24	0.6	0.60	2.4	7.0	0.7	4.4	0.81	1.9	2.02	7.9									
Coleman	16	6	1	2	2	1	6	7.1	1.1	0.1	0.40	0.7	0.10	1.8	6.2	0.3	5.1	2.27	3.7	0.57	10.2									
Black	24	4	5	4	4	1	8	11.0	1.5	1.4	0.59	0.5	0.06	1.6	5.5	4.9	3.5	2.14	1.9	0.21	5.9									
SUN	250	46	20	14	22	10	91	202.2	32.2	15.3	7.94	12.8	3.26	70.1	31.9	15.1	19.3	7.85	12.6	3.23	69.4									
OPPONENTS	250	48	29	13	24	8	103	202.2	34.6	16.3	7.41	14.0	2.59	70.9	34.3	16.1	19.5	7.33	13.8	2.56	70.1									

Date	Opponent	Team/Opp	Home	Road	Total	High Scoring	High Rebounds	High Assists	Opponent Scoring	Atten.
May 24	LOS ANGELES	L 73- 82	0-1	0-0	0-1	Douglas-16 S. Johnson-16 Sales-16	Palmer-10	S. Johnson-5	Mabika-19	9,341
May 30	@Houston	W 91- 83	0-1	1-0	1-1	S. Johnson-31	S. Johnson-8	Douglas-3 S. Johnson-3	Cooper-22	7,456
Jun 1	@San Antonio	W 83- 64	0-1	2-0	2-1	Sales-22	McWilliams-Frank-1	S. Johnson-8	Dydek-14 Randall-14 Cash-23	7,692
Jun 5	@Detroit	L 89-103	0-1	2-1	2-2	S. Johnson-24	S. Johnson-4 McWilliams-Frank-4	S. Johnson-8	Cash-23	12,414
Jun 7	HOUSTON	W 65- 58	1-1	2-1	3-2	S. Johnson-21	Sales-7	S. Johnson-8	Thompson-25	5,032
Jun 13	WASHINGTON	W 84- 70	2-1	2-1	4-2	S. Johnson-24	Sales-10	S. Johnson-6	Miller-17	4,135
Jun 14	@Cleveland	L 56- 84	2-1	2-2	4-3	A. Johnson-12	Wyckoff-6	S. Johnson-3 Sales-3	Jackson-18 Taylor-18	5,471
Jun 18	CLEVELAND	W 70- 57	3-1	2-2	5-3	Sales-14	McWilliams-Frank-1	S. Johnson-10	Thomas-18	4,054
Jun 20	@Indiana	L 74- 84	3-1	2-3	5-4	Sales-26	McWilliams-Frank-8 Sales-8	S. Johnson-10 S. Johnson-10	Brown-22	8,383
Jun 22	DETROIT	L 73- 82 (OT)	3-2	2-3	5-5	McWilliams-Frank-2	Wyckoff-12	S. Johnson-8	Cash-22	5,311
Jun 24	@Washington	W 65- 63	3-2	3-3	6-5	Douglas-18 S. Johnson-18	McWilliams-Frank-6	S. Johnson-6	Miller-13	11,453
Jun 26	INDIANA	L 90- 94 (2OT)	3-3	3-3	6-6	Douglas-25	McWilliams-Frank-8	S. Johnson-4 McWilliams-Frank-4	Brown-26	4,112
Jun 28	@Charlotte	L 55- 69	3-3	3-4	6-7	S. Johnson-17	S. Johnson-7	S. Johnson-4	Stinson-15	7,579
Jul 1	@New York	L 64- 90	3-3	3-5	6-8	Sales-26	McWilliams-Frank-6	Black-5	Robinson-22	10,731
Jul 2	CLEVELAND	W 64- 57	4-3	3-5	7-8	Douglas-23	Wyckoff-9	S. Johnson-4 Sales-4	Melvin-17	4,169
Jul 4	SACRAMENTO	W 69- 67	5-3	3-5	8-8	Sales-22	Douglas-9 Wyckoff-9	S. Johnson-8	Griffith-15	4,038
Jul 6	NEW YORK	W 62- 58	6-3	3-5	9-8	McWilliams-Frank-2	McWilliams-Frank-9	S. Johnson-4	Phillips-18	6,154
Jul 8	@Detroit	L 50- 66	6-3	3-6	9-9	Sales-15	Douglas-7 Palmer-7	S. Johnson-4	Cash-13	7,812
Jul 10	@Minnesota	L 75- 83	6-3	3-7	9-10	Wyckoff-17 Palmer-17	McWilliams-Frank-7	S. Johnson-11	Smith-34	5,444
Jul 17	SEATTLE	L 65- 67	6-4	3-7	9-11	McWilliams-Frank-1	McWilliams-Frank-1	S. Johnson-6	Jackson-20	9,341
Jul 19	@Phoenix	W 75- 67	6-4	4-7	10-11	Douglas-16	McWilliams-Frank-1	S. Johnson-4	DeForge-18	7,602
Jul 20	@Los Angeles	W 76- 73	6-4	5-7	11-11	Sales-17	McWilliams-Frank-8 Sales-4	Douglas-4	Mabika-23	7,135
Jul 23	MINNESOTA	W 84- 70	7-4	5-7	12-11	S. Johnson-20	McWilliams-Frank-8	S. Johnson-5	Smith-20	7,099
Jul 26	CHARLOTTE	W 74- 70	8-4	5-7	13-11	Sales-23	McWilliams-Frank-7	S. Johnson-8	Sutton-Brown-21	5,731
Aug 1	WASHINGTON	L 45- 48	8-5	5-7	13-12	S. Johnson-18	McWilliams-Frank-8	S. Johnson-3	Jones-14	6,182
Aug 3	INDIANA	W 66- 55	9-5	5-7	14-12	Sales-18	McWilliams-Frank-7	S. Johnson-8	Catchings-14	5,333
Aug 5	DETROIT	L 61- 78	9-6	5-7	14-13	Douglas-14	Douglas-6	Douglas-4 S. Johnson-4	Cash-20	6,151
Aug 9	@Charlotte	L 68- 69	9-6	5-8	14-14	Sales-29	McWilliams-Frank-8	S. Johnson-6	Stinson-19	9,163
Aug 12	NEW YORK	L 73- 74	9-7	5-8	14-15	Sales-31	McWilliams-Frank-7	S. Johnson-7	Robinson-21	7,074
Aug 16	@New York	W 84- 71	9-7	6-8	15-15	Sales-22	McWilliams-Frank-6 Palmer-6	Black-4 S. Johnson-4	Johnson-19	13,431
Aug 19	@Cleveland	L 52- 69	9-7	6-9	15-16	S. Johnson-11	Wyckoff-8	Sales-4	Taylor-20	6,128
Aug 22	CHARLOTTE	W 63- 55	10-7	6-9	16-16	Douglas-21	Sales-7	Douglas-5 S. Johnson-5	Enis-17	9,176
Aug 23	@Washington	W 74- 67	10-7	7-9	17-16	Douglas-28	McWilliams-Frank-8	S. Johnson-7	Holdsclaw-24	14,853
Aug 25	@Indiana	W 72- 62	10-7	8-9	18-16	McWilliams-Frank-1	McWilliams-Frank-5 Wyckoff-5	S. Johnson-8	Catchings-20 Williams-20	7,543



Connecticut Sun 2003 HIGH GAMES

PLAYER	MINUTES	FIELD GOALS	FREE THROWS	----- OFFENSIVE	REBOUNDS DEFENSIVE	----- TOTAL	ASSISTS	STEALS	TURNOVERS	BLOCKED SHOTS	POINTS
DEBBIE BLACK	24 JUN. 18 vs Clev.	3 (3) AUG. 22 vs Cha.	2 (3) AUG. 9 at Cha.	2 (4) AUG. 22 vs Cha.	4 JUN. 1 at S.A.	4 (2) JUN. 14 at Clev.	5 JUL. 1 at N.Y.	4 JUN. 7 vs Hou.	4 JUL. 19 at Phoe.	1T (2) JUN. 14 at Clev.	8 JUN. 7 vs Hou.
COURTNEY COLEMAN	16C JUN. 5 at Det.	2C (3) JUN. 20 at Ind.	4C JUN. 14 at Clev.	3C JUN. 28 at Cha.	3C JUN. 28 at Cha.	6C JUN. 28 at Cha.	1C JUN. 26 vs Ind.	2C JUN. 5 at Det.	2C (2) AUG. 5 vs Det.	1C (2) JUL. 8 at Det.	6C (2) JUN. 14 at Clev.
KATIE DOUGLAS	45 JUN. 26 vs Ind.	11 AUG. 23 at Wash.	5 (3) AUG. 25 at Ind.	4 (2) JUL. 4 vs Sac.	7 AUG. 1 vs Wash.	9 JUL. 4 vs Sac.	5 (2) AUG. 22 vs Cha.	4 (2) AUG. 5 vs Det.	3 (4) AUG. 23 at Wash.	3T (2) JUL. 23 vs Minn.	28 AUG. 23 at Wash.
JESSIE HICKS	21 JUN. 7 vs Hou.	5 AUG. 16 at N.Y.	4 (3) JUL. 26 vs Cha.	6C JUL. 17 vs Sea.	3 (3) AUG. 16 at N.Y.	8T JUL. 17 vs Sea.	2 JUN. 14 at Clev.	1 (11) AUG. 25 at Ind.	3 JUL. 2 vs Clev.	2 (2) AUG. 25 at Ind.	12 (2) AUG. 16 at N.Y.
ADRIENNE JOHNSON	31 JUN. 5 at Det.	6 JUN. 5 at Det.	4 JUL. 19 at Phoe.	4T JUL. 8 at Det.	6 JUL. 6 vs N.Y.	6 (2) JUL. 8 at Det.	2 (3) AUG. 22 vs Cha.	4C JUN. 5 at Det.	3 JUN. 14 at Clev.	1 JUN. 24 at Wash.	15 JUL. 19 at Phoe.
SHANNON JOHNSON	43 JUN. 26 vs Ind.	9 MAY. 30 at Hou.	11 (2) JUL. 23 vs Minn.	3 (3) JUL. 10 at Minn.	8T JUN. 1 at S.A.	8 (2) JUN. 1 at S.A.	11 JUL. 10 at Minn.	5 JUN. 22 vs Det.	7 (2) AUG. 25 at Ind.	1 (3) AUG. 19 at Clev.	31 MAY. 30 at Hou.
REBECCA LOBO	31 JUN. 22 vs Det.	4 (2) JUN. 22 vs Det.	1 (2) JUL. 6 vs N.Y.	1 (9) JUL. 6 vs N.Y.	5 (3) JUL. 6 vs N.Y.	6 (3) JUL. 6 vs N.Y.	3 JUN. 13 vs Wash.	2 JUN. 28 at Cha.	2 (2) JUL. 1 at N.Y.	2 (3) JUL. 6 vs N.Y.	12 JUN. 1 at S.A.
TAJ MCWILLIAMS-FRANKLI	44 JUN. 26 vs Ind.	9 JUL. 6 vs N.Y.	10 JUN. 22 vs Det.	5 JUN. 18 vs Clev.	8 (2) JUL. 19 at Phoe.	12 JUL. 17 vs Sea.	4 JUN. 26 vs Ind.	4 (2) AUG. 19 at Clev.	4 (3) JUL. 17 vs Sea.	5T (2) AUG. 3 vs Ind.	28 JUN. 22 vs Det.
WENDY PALMER	22 JUN. 20 at Ind.	6 (2) AUG. 16 at N.Y.	7 AUG. 16 at N.Y.	4 JUL. 8 at Det.	7 (2) JUN. 22 vs Det.	10 (2) JUN. 22 vs Det.	2 (4) AUG. 25 at Ind.	3 JUN. 18 vs Clev.	5 JUN. 20 at Ind.	1 (3) AUG. 22 vs Cha.	20 AUG. 16 at N.Y.

Connecticut Sun 2003 HIGH GAMES

PLAYER	MINUTES	FIELD GOALS	FREE THROWS	----- OFFENSIVE	REBOUNDS DEFENSIVE	----- TOTAL	ASSISTS	STEALS	TURNOVERS	BLOCKED SHOTS	POINTS
NYKESHA SALES	39 (2) AUG. 12 vs N.Y.	11 AUG. 12 vs N.Y.	13C AUG. 9 at Cha.	3 (3) JUN. 14 at Clev.	10T JUN. 13 vs Wash.	10T (2) JUN. 13 vs Wash.	5 JUN. 22 vs Det.	4 (2) AUG. 16 at N.Y.	6T JUN. 7 vs Hou.	2 (4) AUG. 25 at Ind.	31 AUG. 12 vs N.Y.
BROOKE WYCKOFF	35 JUL. 4 vs Sac.	7C JUL. 10 at Minn.	3T (2) JUL. 4 vs Sac.	4 JUN. 22 vs Det.	8 (2) JUL. 2 vs Clev.	12C JUN. 22 vs Det.	3 (5) JUL. 19 at Phoe.	3 (2) JUN. 28 at Cha.	3 (3) JUL. 23 vs Minn.	3T JUL. 4 vs Sac.	17C JUL. 10 at Minn.
SUN High Games	250 JUN. 26 vs Ind.	34 JUN. 5 at Det.	26 AUG. 16 at N.Y.	17 JUL. 8 at Det.	32 MAY. 24 vs L.A.	46 MAY. 24 vs L.A.	20 (2) JUN. 20 at Ind.	14 JUN. 7 vs Hou.	22 JUL. 19 at Phoe.	10 AUG. 25 at Ind.	91 MAY. 30 at Hou.
SUN Low Games	200 (32) AUG. 25 at Ind.	15 AUG. 1 vs Wash.	6 (2) AUG. 5 vs Det.	3 AUG. 25 at Ind.	13 JUL. 1 at N.Y.	19 JUL. 1 at N.Y.	7 JUL. 8 at Det.	3 (3) JUL. 26 vs Cha.	5 JUN. 1 at S.A.	0 (3) AUG. 12 vs N.Y.	45 AUG. 1 vs Wash.
OPPONENTS High Games	250 JUN. 26 vs Ind.	36 JUL. 1 at N.Y.	30 JUN. 5 at Det.	19 JUL. 23 vs Minn.	39 JUN. 1 at S.A.	48 JUN. 22 vs Det.	29 JUL. 1 at N.Y.	13 (2) JUL. 8 at Det.	24 JUN. 7 vs Hou.	8 (2) JUL. 8 at Det.	103 JUN. 5 at Det.
OPPONENTS Low Games	200 (32) AUG. 25 at Ind.	19 (2) AUG. 25 at Ind.	2 JUN. 24 at Wash.	5 AUG. 12 vs N.Y.	11 JUL. 19 at Phoe.	23 (2) AUG. 16 at N.Y.	9 AUG. 3 vs Ind.	0 JUN. 1 at S.A.	8 (4) AUG. 23 at Wash.	0 (3) AUG. 23 at Wash.	48 AUG. 1 vs Wash.

"C" indicates a new career-high, "T" a tied career-high.
Numbers in parentheses indicate the number of games in which a player or team has reached a given total (if more than one).





ORLANDO MIRACLE																						Final 2002 Regular Season			
PLAYER	G	GS	MIN	-FIELD GOALS-			-3-POINT FG--			-FREE THROWS-			--REBOUNDS--			PF	DQ	STL	TO	BLK	PTS	AVG			
				FG	FGA	PCT	FG	FGA	PCT	FT	FTA	PCT	OFF	DEF	TOT								AST		
S. Johnson	31	31	1110	157	389	.404	21	77	.273	164	214	.766	49	80	129	163	78	1	51	98	7	499	16.1		
Sales	32	32	1042	155	376	.412	37	115	.322	84	106	.792	36	84	120	60	97	0	60	71	7	431	13.5		
Palmer (TOT)	32	32	965	130	301	.432	42	120	.350	62	92	.674	47	142	189	41	90	0	35	57	8	364	11.4		
Palmer (ORL)	16	16	501	65	148	.439	23	60	.383	27	39	.692	20	73	93	21	46	0	22	23	6	180	11.3		
Douglas	32	30	830	92	205	.449	29	79	.367	58	67	.866	41	94	135	53	66	1	49	42	13	271	8.5		
McWilliams-Frank	13	12	383	41	82	.500	1	3	.333	27	31	.871	21	42	63	13	40	1	19	22	14	110	8.5		
Hicks	31	6	471	73	153	.477	0	0	---	44	63	.698	60	42	102	23	77	1	19	51	25	190	6.1		
Powell	15	1	308	35	99	.354	2	11	.182	16	26	.615	7	25	32	30	31	0	20	30	4	88	5.9		
A. Johnson	32	2	602	68	181	.376	18	61	.295	12	17	.706	14	32	46	22	40	0	15	26	2	166	5.2		
Machanguana	29	25	428	61	114	.535	0	0	---	16	25	.640	26	38	64	17	61	0	12	33	4	138	4.8		
dos Santos	26	0	260	26	53	.491	0	1	.000	36	46	.783	15	20	35	10	48	1	4	20	13	88	3.4		
Wyckoff	32	5	514	31	95	.326	14	50	.280	5	7	.714	28	62	90	32	71	1	19	30	18	81	2.5		
McGhee	2	0	4	2	4	.500	0	0	---	1	1	1.000	1	0	1	0	0	0	0	0	0	5	2.5		
McCain	16	0	51	2	10	.200	0	4	.000	3	4	.750	1	2	3	2	9	0	3	3	0	7	0.4		
Cunningham	6	0	21	0	5	.000	0	0	---	0	0	---	1	1	2	0	5	0	2	1	0	0	0.0		
MIRACLE	32	-	6525	808	1914	.422	145	461	.315	493	646	.763	320	595	915	446	669	6	295	456	113	2254	70.4		
OPPONENTS	32	-	6525	804	1862	.432	156	422	.370	491	668	.735	362	684	1046	519	637	9	251	541	108	2255	70.5		

PLAYER	-- SINGLE-GAME HIGHS --			----- AVERAGE PER GAME -----				----- AVERAGE PER 40 MINUTES -----									
	MIN	REB	AST	MIN	REB	AST	STL	TO	BLK	PTS	REB	AST	PF	STL	TO	BLK	PTS
S. Johnson	51	9	12	35.8	4.2	5.3	1.65	3.2	0.23	16.1	4.6	5.9	2.8	1.84	3.5	0.25	18.0
Sales	46	8	5	32.6	3.8	1.9	1.88	2.2	0.22	13.4	4.6	2.3	3.7	2.30	2.7	0.27	16.5
Palmer (TOT)	37	15	4	30.2	5.9	1.3	1.09	1.8	0.25	11.4	7.8	1.7	3.7	1.45	2.4	0.33	15.1
Palmer (ORL)	37	9	4	31.3	5.8	1.3	1.38	1.4	0.38	11.3	7.4	1.7	3.7	1.76	1.8	0.48	14.4
Douglas	40	12	4	25.9	4.2	1.7	1.53	1.3	0.41	8.5	6.5	2.6	3.2	2.36	2.0	0.63	13.1
McWilliams-Frank	34	9	5	29.5	4.8	1.0	1.46	1.7	1.08	8.5	6.6	1.4	4.2	1.98	2.3	1.46	11.5
Hicks	28	7	3	15.2	3.3	0.7	0.61	1.6	0.81	6.1	8.7	2.0	6.5	1.61	4.3	2.12	16.1
Powell	36	5	4	20.5	2.1	2.0	1.33	2.0	0.27	5.9	4.2	3.9	4.0	2.60	3.9	0.52	11.4
A. Johnson	28	4	3	18.8	1.4	0.7	0.47	0.8	0.06	5.2	3.1	1.5	2.7	1.00	1.7	0.13	11.0
Machanguana	26	7	3	14.8	2.2	0.6	0.41	1.1	0.14	4.8	6.0	1.6	5.7	1.12	3.1	0.37	12.9
dos Santos	23	5	2	10.0	1.3	0.4	0.15	0.8	0.50	3.4	5.4	1.5	7.4	0.62	3.1	2.00	13.5
Wyckoff	41	8	5	16.1	2.8	1.0	0.59	0.9	0.56	2.5	7.0	2.5	5.5	1.48	2.3	1.40	6.3
McGhee	3	1	0	2.0	0.5	0.0	0.00	0.0	0.00	2.5	10.0	0.0	0.0	0.00	0.0	0.00	50.0
McCain	11	2	1	3.2	0.2	0.1	0.19	0.2	0.00	0.4	2.4	1.6	7.1	2.35	2.4	0.00	5.5
Cunningham	5	1	0	3.5	0.3	0.0	0.33	0.2	0.00	0.0	3.8	0.0	9.5	3.81	1.9	0.00	0.0
MIRACLE	275	36	20	203.9	28.6	13.9	9.22	14.3	3.53	70.4	28.0	13.7	20.5	9.04	14.0	3.46	69.1
OPPONENTS	275	45	30	203.9	32.7	16.2	7.84	16.9	3.38	70.5	32.1	15.9	19.5	7.69	16.6	3.31	69.1

ORLANDO MIRACLE		Team/Opp		Home		Road		Total		High Scoring		High Rebounds		High Assists		Opponent Scoring		Atten.		
Date	Opponent	W	L	W	L	W	L	W	L	S. Johnson-22	S. Johnson-22	McWilliams-Frank-7S.	Johnson-3	McWilliams-Frank-6S.	Johnson-5	Cash-16				
May 30	DETROIT	W	80-66	1-0	0-0	1-0				S. Johnson-22	S. Johnson-22	McWilliams-Frank-7S.	Johnson-3	McWilliams-Frank-6S.	Johnson-5	Cash-16			13,111	
Jun 1	@Washington	L	82-93	1-0	0-1	1-1				S. Johnson-22	S. Johnson-22	McWilliams-Frank-7S.	Johnson-3	McWilliams-Frank-6S.	Johnson-5	Dales-23			17,383	
Jun 4	@Miami	W	71-69	1-0	1-1	2-1				Sales-16	Sales-16	Douglas-10	S. Johnson-7	S. Johnson-7	S. Johnson-7	Johns Kimbrough-16			5,286	
Jun 8	CLEVELAND	W	103-99 (3OT)	2-0	1-1	3-1				S. Johnson-35	S. Johnson-35	S. Johnson-6	Sales-5	Sales-5	Sales-5	Taylor-27			7,255	
Jun 11	INDIANA	L	69-75	2-1	1-1	3-2				Sales-16	Sales-16	Douglas-5	Wyckoff-5	Wyckoff-5	Wyckoff-5	Catchings-20			4,323	
Jun 15	MIAMI	L	65-69	2-2	1-1	3-3				S. Johnson-16	S. Johnson-16	Hicks-7	Powell-4	Powell-4	Powell-4	McCray-20			7,215	
Jun 18	@New York	W	71-62	2-2	2-1	4-3				S. Johnson-25	S. Johnson-25	S. Johnson-8	S. Johnson-4	S. Johnson-4	S. Johnson-4	Robinson-19			12,705	
Jun 19	@Cleveland	W	66-62	2-2	3-1	5-3				Sales-18	Sales-18	McWilliams-Frank-9S.	S. Johnson-8	S. Johnson-8	S. Johnson-8	Jones-14			5,210	
Jun 21	@Detroit	W	80-59	2-2	4-1	6-3				Sales-24	Sales-24	Sales-7	Sales-5	Sales-5	Sales-5	Cash-20			5,862	
Jun 23	NEW YORK	W	77-65	3-2	4-1	7-3				Sales-29	Sales-29	S. Johnson-9	McWilliams-Frank-5	McWilliams-Frank-5	McWilliams-Frank-5	Phillips-16			7,911	
Jun 26	@Portland	L	57-64	3-2	4-2	7-4				S. Johnson-18	S. Johnson-18	Machanguana-7	Sales-5	Sales-5	Sales-5	Figgs-16			6,339	
Jun 27	@Seattle	L	71-73	3-2	4-3	7-5				Sales-15	Sales-15	McWilliams-Frank-7S.	S. Johnson-8	S. Johnson-8	S. Johnson-8	Marciniak-18			4,718	
Jun 29	@Minnesota	L	59-67	3-2	4-4	7-6				Douglas-16	Douglas-16	McWilliams-Frank-6S.	Johnson-5	Johnson-5	Johnson-5	Smith-25			5,565	
Jul 3	INDIANA	W	79-71 (OT)	4-2	4-4	8-6				S. Johnson-15	S. Johnson-15	Wyckoff-7	S. Johnson-5	S. Johnson-5	S. Johnson-5	Catchings-24			4,715	
Jul 6	PHOENIX	W	72-70	5-2	4-4	9-6				Douglas-19	Douglas-19	Douglas-9	S. Johnson-10	S. Johnson-10	S. Johnson-10	Grubin-23			8,140	
Jul 8	WASHINGTON	L	51-63	5-3	4-4	9-7				Sales-12	Sales-12	Douglas-6	S. Johnson-5	S. Johnson-5	S. Johnson-5	Miller-17			5,605	
Jul 12	CHARLOTTE	L	67-72	5-4	4-4	9-8				S. Johnson-23	S. Johnson-23	Sales-5	S. Johnson-3	S. Johnson-3	S. Johnson-3	Feaster-19			7,728	
Jul 13	@Miami	L	56-70	5-4	4-5	9-9				S. Johnson-15	S. Johnson-15	Machanguana-5	S. Johnson-3	S. Johnson-3	S. Johnson-3	Lennox-24			12,536	
Jul 17	@Charlotte	L	62-89	5-4	4-6	9-10				Palmer-15	Palmer-15	Douglas-8	S. Johnson-6	S. Johnson-6	S. Johnson-6	Sutton-Brown-22			7,623	
Jul 19	UTAH	W	84-73	6-4	4-6	10-10				S. Johnson-21	S. Johnson-21	Palmer-6	S. Johnson-12	S. Johnson-12	S. Johnson-12	Dydek-18			8,427	
Jul 21	@Sacramento	L	60-62	6-4	4-7	10-11				S. Johnson-21	S. Johnson-21	S. Johnson-7	S. Johnson-4	S. Johnson-4	S. Johnson-4	Smith-16			7,564	
Jul 22	@Los Angeles	L	84-92	6-4	4-8	10-12				S. Johnson-22	S. Johnson-22	S. Johnson-7	S. Johnson-6	S. Johnson-6	S. Johnson-6	Leslie-24			12,231	
Jul 25	SEATTLE	L	76-79	6-5	4-8	10-13				S. Johnson-17	S. Johnson-17	Palmer-7	S. Johnson-7	S. Johnson-7	S. Johnson-7	Jackson-27			6,449	
Jul 28	@Cleveland	W	76-70 (OT)	6-5	5-8	11-13				Douglas-16	Douglas-16	Palmer-8	S. Johnson-7	S. Johnson-7	S. Johnson-7	Melvin-16			10,667	
Jul 30	@Washington	W	70-55	6-5	6-8	12-13				Sales-25	Sales-25	Palmer-8	S. Johnson-6	S. Johnson-6	S. Johnson-6	Wauters-16			15,194	
Aug 1	CHARLOTTE	W	65-63	7-5	6-8	13-13				S. Johnson-16	S. Johnson-16	S. Johnson-8	S. Johnson-6	S. Johnson-6	S. Johnson-6	Feaster-14			5,980	
Aug 3	@Houston	L	62-69	7-5	6-9	13-14				Douglas-18	Douglas-18	Wyckoff-8	S. Johnson-4	S. Johnson-4	S. Johnson-4	Swoopes-25			13,411	
Aug 4	PORTLAND	W	63-61	8-5	6-9	14-14				S. Johnson-18	S. Johnson-18	Douglas-7	S. Johnson-2	S. Johnson-2	S. Johnson-2	Burras-16			5,822	
Aug 7	@Indiana	L	63-70	8-5	6-10	14-15				Douglas-15	Douglas-15	Douglas-12	Douglas-3	Douglas-3	Douglas-3	Catchings-32			8,628	
Aug 8	SACRAMENTO	L	72-82	8-6	6-10	14-16				Palmer-17	Palmer-17	Palmer-8	S. Johnson-10	S. Johnson-10	S. Johnson-10	Holland-Corn-20			5,735	
Aug 11	DETROIT	W	71-58	9-6	6-10	15-16				Sales-19	Sales-19	Palmer-9	Douglas-4	Douglas-4	Douglas-4	Powell-15			7,286	
Aug 13	NEW YORK	W	70-63	10-6	6-10	16-16				S. Johnson-14	S. Johnson-14	Sales-8	S. Johnson-7	S. Johnson-7	S. Johnson-7	Phillips-20			8,135	
																	Whitmore-20			



Orlando Miracle 2002 HIGH GAMES

PLAYER	MINUTES	FIELD	FREE	----- REBOUNDS -----			ASSISTS	STEALS	TURNOVERS	BLOCKED SHOTS	POINTS
		GOALS	THROWS	OFFENSIVE	DEFENSIVE	TOTAL					
DAVALYN CUNNINGHAM	5C(2) JUL. 17 at Cha.	0C	0C	1C	1C	1C(2)	0C	1C(2)	1C	0C	0C
CINTIA DOS SANTOS	23 JUL. 8 vs Wash.	4 (2) JUL. 19 vs Utah	10C JUL. 6 vs Phoe.	3T(2) AUG. 4 vs Port.	2 (6) AUG. 11 vs Det.	5 AUG. 4 vs Port.	2 (2) JUL. 28 at Clev.	2 JUN. 15 vs Miami	3 MAY. 30 vs Det.	3 JUN. 4 at Miami	18C JUL. 6 vs Phoe.
KATIE DOUGLAS	40 AUG. 7 at Ind.	8 JUL. 6 vs Phoe.	5 AUG. 7 at Ind.	6T AUG. 7 at Ind.	8 JUL. 6 vs Phoe.	12C AUG. 7 at Ind.	4 (5) AUG. 11 vs Det.	5T JUL. 28 at Clev.	4 (2) JUL. 25 vs Sea.	2 (2) JUL. 19 vs Utah	19 JUL. 6 vs Phoe.
JESSIE HICKS	28 JUN. 8 vs Clev.	7C JUN. 8 vs Clev.	8C JUL. 21 at Sac.	4 (4) AUG. 3 at Hou.	4 (2) AUG. 11 vs Det.	7 JUN. 15 vs Miami	3 JUN. 11 vs Ind.	2 (5) AUG. 7 at Ind.	4 (2) AUG. 8 vs Sac.	4C AUG. 1 vs Cha.	18C JUN. 8 vs Clev.
ADRIENNE JOHNSON	28 JUL. 13 at Miami	4 (8) JUL. 30 at Wash.	4 JUN. 23 vs N.Y.	3 JUL. 8 vs Wash.	4 JUN. 8 vs Clev.	4 (5) JUL. 25 vs Sea.	3 (2) JUL. 21 at Sac.	3 AUG. 7 at Ind.	4 JUL. 13 at Miami	1 (2) JUL. 28 at Clev.	12 JUL. 3 vs Ind.
SHANNON JOHNSON	51C JUN. 8 vs Clev.	11 JUN. 8 vs Clev.	12C JUN. 23 vs N.Y.	4 (2) AUG. 1 vs Cha.	6 (3) JUL. 22 at L.A.	9 JUN. 23 vs N.Y.	12 JUL. 19 vs Utah	4 (4) AUG. 3 at Hou.	8T AUG. 13 vs N.Y.	1 (7) AUG. 13 vs N.Y.	35C JUN. 8 vs Clev.
CLARISSE MACHANGUANA	26 JUL. 19 vs Utah	7C JUL. 19 vs Utah	3 JUN. 29 at Minn.	4 JUN. 27 at Sea.	5 JUL. 3 vs Ind.	7 (2) JUL. 3 vs Ind.	3 JUN. 27 at Sea.	2 (3) JUL. 25 vs Sea.	4C(2) JUL. 13 at Miami	1 (4) AUG. 1 vs Cha.	14T JUL. 19 vs Utah
TIFFANY MCCAIN	11 JUL. 8 vs Wash.	1 (2) JUN. 21 at Det.	3 JUL. 17 at Cha.	1T JUL. 8 vs Wash.	1 (2) JUL. 13 at Miami	2 JUL. 8 vs Wash.	1 (2) AUG. 4 vs Port.	1T(3) JUL. 13 at Miami	1 (3) AUG. 8 vs Sac.	0	3 JUL. 17 at Cha.
CARLA MCGHEE	3 AUG. 13 vs N.Y.	1 (2) AUG. 13 vs N.Y.	1 AUG. 11 vs Det.	1 AUG. 13 vs N.Y.	0	1 AUG. 13 vs N.Y.	0	0	0	0	3 AUG. 11 vs Det.

PLAYER	MINUTES	FIELD	FREE	----- REBOUNDS -----			ASSISTS	STEALS	TURNOVERS	BLOCKED SHOTS	POINTS	
		GOALS	THROWS	OFFENSIVE	DEFENSIVE	TOTAL						
TAJ MCWILLIAMS-FRANKLIJUN. 23 vs N.Y.	34	7 JUN. 21 at Det.	4 JUN. 18 at N.Y.	4 JUN. 27 at Sea.	6 (2) JUN. 23 vs N.Y.	9 JUN. 19 at Clev.	5 JUN. 23 vs N.Y.	3 JUN. 18 at N.Y.	4 JUN. 15 vs Miami	3 (2) JUN. 26 at Port.	17 JUN. 21 at Det.	
WENDY PALMER Det.-Orl.	37	7 (2) JUL. 25 vs Sea.	6 JUN. 13 at Phoe.	5 JUN. 9 vs N.Y.	10 JUN. 9 vs N.Y.	15 JUN. 9 vs N.Y.	4 (2) AUG. 11 vs Det.	4 JUN. 11 at L.A.	4 (5) JUL. 25 vs Sea.	2 JUL. 17 at Cha.	20 JUN. 13 at Phoe.	
WENDY PALMER Orl.	37	7 JUL. 25 vs Sea.	5 (3) AUG. 11 vs Det.	3 (2) AUG. 7 at Ind.	8 AUG. 11 vs Det.	9 (2) AUG. 11 vs Det.	4 AUG. 11 vs Det.	3 (2) JUL. 21 at Sac.	4 (3) JUL. 25 vs Sea.	2 JUL. 17 at Cha.	17 (2) AUG. 8 vs Sac.	
ELAINE POWELL	36	5 (3) JUN. 19 at Clev.	4 JUN. 26 at Port.	3 JUN. 1 at Wash.	4 JUN. 4 at Miami	5 JUN. 26 at Port.	4 JUN. 15 vs Miami	5T JUN. 19 at Clev.	8C JUN. 4 at Miami	2 MAY. 30 vs Det.	13 JUN. 4 at Miami	
NYKESHA SALES	46C JUN. 8 vs Clev.	10 (2) JUL. 30 at Wash.	10 MAY. 30 vs Det.	3 (2) AUG. 13 vs N.Y.	6 (2) JUL. 30 at Wash.	8 AUG. 13 vs N.Y.	5 (3) JUN. 26 at Port.	4 (2) JUL. 30 at Wash.	5 JUL. 6 vs Phoe.	1 (7) AUG. 11 vs Det.	29 JUN. 23 vs N.Y.	
BROOKE WYCKOFF	41C JUL. 3 vs Ind.	5 JUL. 3 vs Ind.	2 (2) JUN. 15 vs Miami	3 AUG. 3 at Hou.	6 JUL. 3 vs Ind.	8 AUG. 3 at Hou.	5 JUN. 11 vs Ind.	2 (4) JUL. 30 at Wash.	3 (2) JUL. 8 vs Wash.	2 (4) AUG. 11 vs Det.	13 JUL. 3 vs Ind.	
MIRACLE High Games	275	35 JUN. 8 vs Clev.	28 (2) JUN. 23 vs N.Y.	17 JUN. 27 at Sea.	24 JUL. 3 vs Ind.	36 AUG. 7 at Ind.	20 JUL. 19 vs Utah	13 (4) JUL. 8 vs Wash.	22 (2) JUN. 8 vs Clev.	7 (2) AUG. 1 vs Cha.	103 JUN. 8 vs Clev.	
MIRACLE Low Games	200 (29)	19 AUG. 13 vs N.Y.	6 JUL. 8 vs Wash.	3 AUG. 11 vs Det.	3 JUL. 22 at L.A.	13 JUL. 19 vs Utah	18 JUL. 19 vs Utah	8 JUL. 12 vs Cha.	5 (3) JUL. 3 vs Ind.	6 AUG. 3 at Hou.	0 (2) AUG. 3 at Hou.	51 JUL. 8 vs Wash.
OPPONENTS High Games	275	36 JUN. 8 vs Clev.	33 JUL. 12 vs Cha.	20 JUL. 30 at Wash.	31 JUL. 21 at Sac.	45 JUL. 21 at Sac.	30 JUL. 17 at Cha.	14 (2) JUN. 11 vs Ind.	26 MAY. 30 vs Det.	8 JUL. 17 at Cha.	99 JUN. 8 vs Clev.	

2002 HIGH GAMES

PLAYER	MINUTES	FIELD	FREE	----- REBOUNDS -----			ASSISTS	STEALS	TURNOVERS	BLOCKED SHOTS	POINTS
		GOALS	THROWS	OFFENSIVE	DEFENSIVE	TOTAL					
OPPONENTS Low Games	200 (29)	16 (2) AUG. 13 vs N.Y.	4 (2) AUG. 1 vs Cha.	4 (2) AUG. 7 at Ind.	13 JUL. 13 at Miami	21 JUN. 27 at Sea.	6 JUN. 21 at Det.	1 (2) AUG. 3 at Hou.	10 JUL. 17 at Cha.	0 (2) JUL. 13 at Miami	55 JUL. 30 at Wash.

"C" indicates a new career-high, "T" a tied career-high.
Numbers in parentheses indicate the number of games in which a player or team has reached a given total (if more than one).





(13-19) ORLANDO MIRACLE Final 2001 Regular Season

PLAYER				-FIELD GOALS-			-3-POINT FG--			-FREE THROWS-			--REBOUNDS--					PTS	AVG				
	G	GS	MIN	FG	FGA	PCT	FG	FGA	PCT	FT	FTA	PCT	OFF	DEF	TOT	AST	PF			DQ	STL	TO	BLK
Sales	32	31	1039	166	379	.438	43	137	.314	58	74	.784	57	115	172	58	109	0	70	72	6	433	13.5
McWilliams-Frank	32	32	1059	157	331	.474	2	10	.200	87	117	.744	114	129	243	69	74	1	52	80	50	403	12.6
S. Johnson	26	22	785	90	245	.367	38	104	.365	84	111	.757	15	62	77	68	66	0	34	54	6	302	11.6
Powell	32	32	1055	119	296	.402	39	102	.382	80	106	.755	32	66	98	98	64	0	49	79	7	357	11.2
Douglas	22	0	439	51	141	.362	18	57	.316	34	47	.723	16	35	51	39	34	0	37	44	7	154	7.0
Hicks	32	5	456	63	162	.389	0	0	---	43	66	.652	38	54	92	22	85	0	23	53	17	169	5.3
Wyckoff	32	27	648	41	125	.328	6	37	.162	20	28	.714	48	74	122	37	91	2	26	50	15	108	3.4
McCain	32	9	442	35	109	.321	21	67	.313	6	9	.667	7	31	38	36	52	0	10	34	8	97	3.0
J. Johnson	17	1	139	14	25	.560	3	7	.429	4	5	.800	10	13	23	9	21	0	4	17	3	35	2.1
dos Santos	10	0	65	7	19	.368	0	0	---	5	6	.833	1	5	6	2	18	0	3	7	5	19	1.9
Alhaleem	26	1	252	19	58	.328	4	11	.364	7	14	.500	15	23	38	14	20	0	11	28	0	49	1.9
McGhee	17	0	71	6	24	.250	0	0	---	2	4	.500	3	7	10	0	9	0	1	6	1	14	0.8
MIRACLE	32	-	6450	768	1914	.401	174	532	.327	430	587	.733	356	614	970	452	643	3	320	532	125	2140	66.9
OPPONENTS	32	-	6450	806	1831	.440	157	438	.358	436	605	.721	316	659	975	534	600	2	298	546	114	2205	68.9

PLAYER	-- SINGLE-GAME HIGHS --										----- AVERAGE PER GAME -----					----- AVERAGE PER 40 MINUTES -----					
	MIN	REB	AST	ST	TO	BL	PTS	MIN	REB	AST	STL	TO	BLK	PTS	REB	AST	PF	STL	TO	BLK	PTS
Sales	39	10	5	5	6	1	21	32.5	5.4	1.8	2.19	2.3	0.19	13.5	6.6	2.2	4.2	2.69	2.8	0.23	16.7
McWilliams-Frank	43	13	5	5	6	5	23	33.1	7.6	2.2	1.63	2.5	1.56	12.6	9.2	2.6	2.8	1.96	3.0	1.89	15.2
S. Johnson	41	9	6	5	5	2	25	30.2	3.0	2.6	1.31	2.1	0.23	11.6	3.9	3.5	3.4	1.73	2.8	0.31	15.4
Powell	38	9	8	3	5	1	20	33.0	3.1	3.1	1.53	2.5	0.22	11.2	3.7	3.7	2.4	1.86	3.0	0.27	13.5
Douglas	32	5	5	5	5	2	18	20.0	2.3	1.8	1.68	2.0	0.32	7.0	4.6	3.6	3.1	3.37	4.0	0.64	14.0
Hicks	35	8	5	4	6	2	16	14.3	2.9	0.7	0.72	1.7	0.53	5.3	8.1	1.9	7.5	2.02	4.6	1.49	14.8
Wyckoff	34	9	4	3	5	3	8	20.3	3.8	1.2	0.81	1.6	0.47	3.4	7.5	2.3	5.6	1.60	3.1	0.93	6.7
McCain	25	4	5	1	3	2	13	13.8	1.2	1.1	0.31	1.1	0.25	3.0	3.4	3.3	4.7	0.90	3.1	0.72	8.8
J. Johnson	22	6	2	2	5	2	11	8.2	1.4	0.5	0.24	1.0	0.18	2.1	6.6	2.6	6.0	1.15	4.9	0.86	10.1
dos Santos	17	2	1	2	2	3	8	6.5	0.6	0.2	0.30	0.7	0.50	1.9	3.7	1.2	11.1	1.85	4.3	3.08	11.7
Alhaleem	24	6	3	2	5	0	10	9.7	1.5	0.5	0.42	1.1	0.00	1.9	6.0	2.2	3.2	1.75	4.4	0.00	7.8
McGhee	11	3	0	1	2	1	6	4.2	0.6	0.0	0.06	0.4	0.06	0.8	5.6	0.0	5.1	0.56	3.4	0.56	7.9
MIRACLE	225	39	22	17	23	8	92	201.6	30.3	14.1	10.00	16.6	3.91	66.9	30.1	14.0	19.9	9.92	16.5	3.88	66.4
OPPONENTS	225	51	22	14	25	10	86	201.6	30.5	16.7	9.31	17.1	3.56	68.9	30.2	16.6	18.6	9.24	16.9	3.53	68.4

ORLANDO MIRACLE												Opponent Scoring		Atten.
Date	Opponent	Team/Opp	Home	Road	Total	High Scoring	High Rebounds	High Assists						
Jun 1	LOS ANGELES	L 62- 68	0-1	0-0	0-1	Sales-20	McWilliams-Frank-6	Douglas-3	Sales-3			Dixon-21		10,102
Jun 5	@Detroit	W 92- 71	0-1	1-0	1-1	Sales-19	McWilliams-Frank-1	Sales-5	Sales-3			Nolan-12		4,013
Jun 7	@Utah	L 79- 82	0-1	1-1	1-2	McWilliams-Frank-1	Hicks-6	Powell-6	McWilliams-Frank-6			Hlede-20		4,503
Jun 9	CHARLOTTE	L 79- 86	0-2	1-1	1-3	McWilliams-Frank-2	Powell-9	Powell-8	McWilliams-Frank-7			Stinson-25		7,211
Jun 12	@Seattle	L 63- 70	0-2	1-2	1-4	McWilliams-Frank-1	McWilliams-Frank-7	Douglas-3	McWilliams-Frank-3			Randall-28		3,873
Jun 14	@Los Angeles	L 68- 84	0-2	1-3	1-5	Powell-16	McWilliams-Frank-1	Douglas-3	McWilliams-Frank-3			Dixon-18		9,077
Jun 16	@Phoenix	L 68- 72	0-2	1-4	1-6	Sales-14	McWilliams-Frank-1	McCain-5	McWilliams-Frank-3			Harrison-15		8,323
Jun 18	@Indiana	W 72- 65	0-2	2-4	2-6	Sales-20	McWilliams-Frank-9	McWilliams-Frank-4	Powell-4			White-20		7,682
Jun 23	WASHINGTON	W 67- 59	1-2	2-4	3-6	Sales-21	Sales-8	S. Johnson-4	Wyckoff-4			Holdsclaw-18		8,078
Jun 25	NEW YORK	W 67- 54	2-2	2-4	4-6	Sales-18	McWilliams-Frank-9	Hicks-5	Sales-9			Johnson-23		6,282
Jun 27	CLEVELAND	L 41- 65	2-3	2-4	4-7	Wyckoff-8	S. Johnson-5	McWilliams-Frank-2	Sales-2			Melvin-12		5,396
Jun 30	@New York	L 60- 72	2-3	2-5	4-8	McWilliams-Frank-1	McWilliams-Frank-9	Powell-3	Sales-3			Phillips-16		15,354
Jul 1	@Washington	L 64- 76	2-3	2-6	4-9	S. Johnson-14	McWilliams-Frank-8	McCain-3	Sales-14			Bullett-24		13,524
Jul 6	SACRAMENTO	L 68- 75	2-4	2-6	4-10	Sales-16	McWilliams-Frank-8	McWilliams-Frank-4	Powell-8			Grooms-13		11,068
Jul 8	DETROIT	W 73- 67	3-4	2-6	5-10	S. Johnson-19	McWilliams-Frank-1	Powell-3	Sales-15			Brown-15		6,870
Jul 10	MIAMI	L 63- 65 (OT)	3-5	2-6	5-11	S. Johnson-15	McWilliams-Frank-7	McWilliams-Frank-3	Wyckoff-7			Sam-26		5,363
Jul 12	@Charlotte	W 72- 69	3-5	3-6	6-11	S. Johnson-18	McWilliams-Frank-1	Alhaleem-3	Sales-10			Feaster-13		4,317
Jul 13	@Indiana	L 60- 74	3-5	3-7	6-12	S. Johnson-21	McWilliams-Frank-7	S. Johnson-3	Sales-18			Smith-Taylor-13		8,770
Jul 18	HOUSTON	W 57- 52	4-5	3-7	7-12	McWilliams-Frank-1	McWilliams-Frank-1	S. Johnson-6	Sales-10			Streimikyte-16		6,170
Jul 20	@Charlotte	L 65- 72	4-5	3-8	7-13	McWilliams-Frank-1	Sales-7	S. Johnson-5	Sales-7			Feaster-19		5,318
Jul 21	MINNESOTA	W 71- 49	5-5	3-8	8-13	Sales-15	Sales-10	Powell-5	Sales-10			Abrosimova-27		7,574
Jul 24	WASHINGTON	W 71- 63	6-5	3-8	9-13	Sales-20	McWilliams-Frank-1	S. Johnson-5	Sales-20			Bullett-14		5,878
Jul 27	@Miami	L 63- 71 (OT)	6-5	3-9	9-14	S. Johnson-14	Sales-8	Powell-5	Sales-8			Bronello-23		9,052
Jul 29	@Detroit	L 62- 64	6-5	3-10	9-15	Hicks-15	McWilliams-Frank-1	Powell-5	Sales-15			Brown-13		4,763
Jul 30	@Cleveland	L 47- 65	6-5	3-11	9-16	Sales-15	Wyckoff-9	Powell-3	Sales-15			Darling-16		10,043
Aug 1	PORTLAND	W 65- 63	7-5	3-11	10-16	Sales-21	S. Johnson-9	S. Johnson-5	Sales-21			Stiles-13		6,134
Aug 3	@Houston	L 60- 72	7-5	3-12	10-17	McWilliams-Frank-1	McWilliams-Frank-8	Powell-3	Sales-17			Arcain-18		11,180
Aug 5	PHOENIX	W 78- 69	8-5	3-12	11-17	S. Johnson-25	McWilliams-Frank-8	S. Johnson-6	Sales-25			Fallon-17		6,334
Aug 7	CLEVELAND	W 74- 67	9-5	3-12	12-17	Douglas-16	Powell-16	S. Johnson-6	Sales-16			Jones-20		5,941
Aug 10	@New York	L 67- 77	9-5	3-13	12-18	Sales-21	Sales-9	Douglas-5	Sales-21			Johnson-17		17,163
Aug 11	MIAMI	L 64- 75	9-6	3-13	12-19	S. Johnson-16	Powell-7	Sales-5	Sales-16			Baranova-19		11,903
Aug 14	INDIANA	W 78- 72	10-6	3-13	13-19	Douglas-18	Hicks-8	Powell-4	Sales-18			R. Williams-18		8,570



Orlando Miracle 2001 HIGH GAMES

PLAYER	MINUTES	FIELD GOALS	FREE THROWS	----- OFFENSIVE REBOUNDS -----	DEFENSIVE	TOTAL	ASSISTS	STEALS	TURNOVERS	BLOCKED SHOTS	POINTS
TAWONA ALHALEEM	24C JUL. 10 vs Miami	4C(2) JUL. 21 vs Minn.	2C JUL. 27 at Miami	4C JUL. 13 at Ind.	4C(2) AUG. 14 vs Ind.	6C JUL. 13 at Ind.	3C JUL. 12 at Cha.	2C(2) JUL. 10 vs Miami	5C JUL. 27 at Miami	0C	10C JUL. 10 vs Miami
CINTIA DOS SANTOS	17 AUG. 7 vs Clev.	3 AUG. 7 vs Clev.	2 (2) AUG. 7 vs Clev.	1 JUN. 7 at Utah	2 (2) AUG. 7 vs Clev.	2 (2) AUG. 7 vs Clev.	1 (2) AUG. 7 vs Clev.	2 JUN. 12 at Sea.	2 JUN. 5 at Det.	3 JUN. 7 at Utah	8 AUG. 7 vs Clev.
KATIE DOUGLAS	32 AUG. 10 at N.Y.	5 AUG. 14 vs Ind.	7 AUG. 7 vs Clev.	2 (6) AUG. 14 vs Ind.	3 (4) AUG. 14 vs Ind.	5 (2) AUG. 14 vs Ind.	5 AUG. 10 at N.Y.	5T AUG. 14 vs Ind.	5 AUG. 10 at N.Y.	2 JUN. 5 at Det.	18 AUG. 14 vs Ind.
JESSIE HICKS	35C JUL. 27 at Miami	6 (2) JUL. 29 at Det.	5 (2) JUL. 21 vs Minn.	3 (5) JUL. 29 at Det.	6C AUG. 14 vs Ind.	8T AUG. 14 vs Ind.	5C JUN. 25 vs N.Y.	4C JUN. 16 at Phoe.	6C JUN. 9 vs Cha.	2 (4) JUL. 27 at Miami	16 JUN. 7 at Utah
JACLYN JOHNSON	22C JUN. 9 vs Cha.	4C JUN. 9 vs Cha.	2C JUN. 14 at L.A.	5C JUN. 5 at Det.	3C JUN. 16 at Phoe.	6C JUN. 5 at Det.	2C(2) JUN. 14 at L.A.	2C JUN. 9 vs Cha.	5C JUN. 16 at Phoe.	2C JUN. 9 vs Cha.	11C JUN. 9 vs Cha.
SHANNON JOHNSON	41 JUL. 27 at Miami	7 AUG. 5 vs Phoe.	9 (2) AUG. 5 vs Phoe.	3 JUL. 12 at Cha.	7 AUG. 1 vs Port.	9 AUG. 1 vs Port.	6 (3) AUG. 7 vs Clev.	5 JUL. 10 vs Miami	5 (3) AUG. 7 vs Clev.	2T JUL. 18 vs Hou.	25 AUG. 5 vs Phoe.
TIFFANY MCCAIN	25C JUN. 16 at Phoe.	5C JUN. 16 at Phoe.	3 JUL. 18 vs Hou.	1T(7) AUG. 11 vs Miami	4C JUN. 23 vs Wash.	4C(2) JUN. 23 vs Wash.	5C JUN. 16 at Phoe.	1T(10) JUL. 21 vs Minn.	3C JUN. 9 vs Cha.	2C JUL. 21 vs Minn.	13C JUN. 16 at Phoe.
CARLA MCGHEE	11 JUN. 5 at Det.	2 JUN. 5 at Det.	2 JUN. 5 at Det.	2 JUN. 5 at Det.	1 (7) AUG. 1 vs Port.	3 JUN. 5 at Det.	0	1 JUN. 1 vs L.A.	2 JUN. 5 at Det.	1 JUL. 13 at Ind.	6 JUN. 5 at Det.
TAJ MCWILLIAMS-FRANKLI	43 JUL. 10 vs Miami	9 JUN. 9 vs Cha.	9 JUL. 8 vs Det.	10C JUL. 18 vs Hou.	10 JUN. 5 at Det.	13 (2) JUL. 24 vs Wash.	5 JUN. 9 vs Cha.	5T(2) JUL. 24 vs Wash.	6T(2) JUL. 24 vs Wash.	5T JUL. 8 vs Det.	23 JUN. 9 vs Cha.

Orlando Miracle 2001 HIGH GAMES

PLAYER	MINUTES	FIELD GOALS	FREE THROWS	----- OFFENSIVE REBOUNDS -----	DEFENSIVE	TOTAL	ASSISTS	STEALS	TURNOVERS	BLOCKED SHOTS	POINTS
ELAINE POWELL	38 (2) AUG. 11 vs Miami	8C JUN. 23 vs Wash.	6 (3) JUL. 24 vs Wash.	4 JUN. 9 vs Cha.	7 JUL. 6 vs Sac.	9 JUN. 9 vs Cha.	8 JUN. 9 vs Cha.	3 (6) AUG. 14 vs Ind.	5 JUN. 14 at L.A.	1 (7) AUG. 14 vs Ind.	20C JUN. 23 vs Wash.
NYKESHA SALES	39 JUL. 27 at Miami	9 (2) AUG. 1 vs Port.	8 JUN. 1 vs L.A.	8C JUL. 12 at Cha.	10T JUL. 21 vs Minn.	10T(2) JUL. 21 vs Minn.	5 (2) AUG. 11 vs Miami	5 (3) AUG. 5 vs Phoe.	6T JUL. 12 at Cha.	1 (6) AUG. 5 vs Phoe.	21 (3) AUG. 10 at N.Y.
BROOKE WYCKOFF	34 JUN. 30 at N.Y.	4 (2) JUL. 18 vs Hou.	3T(3) JUL. 29 at Det.	5C JUN. 14 at L.A.	6 JUN. 25 vs N.Y.	9 JUL. 30 at Clev.	4 (3) AUG. 1 vs Port.	3 JUL. 13 at Ind.	5C(2) JUL. 24 vs Wash.	3T JUL. 13 at Ind.	8 (5) JUL. 18 vs Hou.
MIRACLE High Games	225 (2) JUL. 27 at Miami	37 JUN. 5 at Det.	24 (2) AUG. 7 vs Clev.	21 JUL. 12 at Cha.	29 JUL. 21 vs Minn.	39 JUN. 5 at Det.	22 JUN. 16 at Phoe.	17 JUN. 1 vs L.A.	23 (3) JUN. 16 at Phoe.	8 (4) AUG. 1 vs Port.	92 JUN. 5 at Det.
MIRACLE Low Games	200 (30) AUG. 14 vs Ind.	15 JUN. 27 vs Clev.	2 JUL. 30 at Clev.	3 (2) JUN. 18 at Ind.	14 (4) AUG. 10 at N.Y.	21 (2) AUG. 10 at N.Y.	6 JUN. 27 vs Clev.	3 AUG. 11 vs Miami	6 AUG. 3 at Hou.	0 (2) JUL. 29 at Det.	41 JUN. 27 vs Clev.
OPPONENTS High Games	225 (2) JUL. 27 at Miami	33 JUN. 9 vs Cha.	33 JUN. 7 at Utah	22 AUG. 3 at Hou.	31 JUN. 7 at Utah	51 AUG. 3 at Hou.	22 (3) AUG. 10 at N.Y.	14 (3) JUL. 29 at Det.	25 (2) JUL. 24 vs Wash.	10 (2) JUL. 10 vs Miami	86 JUN. 9 vs Cha.
OPPONENTS Low Games	200 (30) AUG. 14 vs Ind.	16 JUL. 21 vs Minn.	6 AUG. 14 vs Ind.	1 AUG. 11 vs Miami	10 JUN. 9 vs Cha.	13 AUG. 11 vs Miami	9 JUL. 21 vs Minn.	1 JUL. 20 at Cha.	11 JUN. 30 at N.Y.	1 (5) AUG. 7 vs Clev.	49 JUL. 21 vs Minn.

"C" indicates a new career-high, "T" a tied career-high.

Numbers in parentheses indicate the number of games in which a player or team has reached a given total (if more than one).





(16-16)

ORLANDO MIRACLE

Final 2000 Regular Season

PLAYER	G	GS	MIN	-FIELD GOALS-			-3-POINT FG--			-FREE THROWS-			--REBOUNDS--					PTS	AVG				
				FG	FGA	PCT	FG	FGA	PCT	FT	FTA	PCT	OFF	DEF	TOT	AST	PF			DQ	STL	TO	BLK
McWilliams-Frank	32	32	1098	173	330	.524	5	17	.294	87	122	.713	90	154	244	54	86	0	59	83	31	438	13.7
A. Johnson	32	31	1100	175	393	.445	52	148	.351	34	38	.895	30	60	90	54	59	1	24	56	3	436	13.6
Sales	32	32	995	170	383	.444	47	119	.395	43	62	.694	43	96	139	69	92	2	47	67	12	430	13.4
S. Johnson	32	32	1126	122	309	.395	30	90	.333	107	144	.743	53	102	155	169	83	0	58	102	7	381	11.9
dos Santos	32	31	820	94	222	.423	0	1	.000	40	57	.702	35	89	124	38	111	2	16	54	63	228	7.1
Powell	20	1	347	26	66	.394	3	9	.333	17	22	.773	17	33	50	42	21	0	12	30	1	72	3.6
McGhee	32	0	408	30	83	.361	0	3	.000	27	39	.692	27	37	64	23	58	0	21	31	5	87	2.7
McCain	25	0	214	15	49	.306	5	22	.227	16	18	.889	2	9	11	5	18	0	3	9	1	51	2.0
Smith	3	0	12	2	3	.667	0	1	.000	1	1	1.000	1	1	2	1	2	0	2	2	0	5	1.7
Roland	21	0	173	13	37	.351	3	10	.300	4	8	.500	7	10	17	8	16	0	6	19	0	33	1.6
Hicks	26	1	157	10	23	.435	0	0	---	18	29	.621	13	13	26	4	33	0	2	17	7	38	1.5
Gayden	3	0	7	1	2	.500	0	1	.000	0	0	---	0	0	0	1	0	0	0	0	0	2	0.7
Hamzova	15	0	43	2	11	.182	0	3	.000	3	6	.500	1	2	3	5	4	0	5	4	0	7	0.5
MIRACLE	32	-	6500	833	1911	.436	145	424	.342	397	546	.727	319	606	925	473	583	5	255	486	130	2208	69.0
OPPONENTS	32	-	6500	851	1964	.433	153	450	.340	378	495	.764	348	669	1017	536	637	2	264	500	108	2233	69.8

PLAYER	-- SINGLE-GAME HIGHS --								----- AVERAGE PER GAME -----								----- AVERAGE PER 40 MINUTES -----							
	MIN	REB	AST	ST	TO	BL	PTS		MIN	REB	AST	STL	TO	BLK	PTS	REB	AST	PF	STL	TO	BLK	PTS		
McWilliams-Frank	47	14	6	5	5	4	23		34.3	7.6	1.7	1.84	2.6	0.97	13.7	8.9	2.0	3.1	2.15	3.0	1.13	16.0		
A. Johnson	50	10	4	3	5	1	25		34.4	2.8	1.7	0.75	1.8	0.09	13.6	3.3	2.0	2.1	0.87	2.0	0.11	15.9		
Sales	42	10	7	4	6	2	25		31.1	4.3	2.2	1.47	2.1	0.38	13.4	5.6	2.8	3.7	1.89	2.7	0.48	17.3		
S. Johnson	49	11	12	5	8	1	23		35.2	4.8	5.3	1.81	3.2	0.22	11.9	5.5	6.0	2.9	2.06	3.6	0.25	13.5		
dos Santos	40	11	5	3	4	5	17		25.6	3.9	1.2	0.50	1.7	1.97	7.1	6.0	1.9	5.4	0.78	2.6	3.07	11.1		
Powell	29	7	5	2	3	1	9		17.4	2.5	2.1	0.60	1.5	0.05	3.6	5.8	4.8	2.4	1.38	3.5	0.12	8.3		
McGhee	37	11	3	2	3	2	9		12.8	2.0	0.7	0.66	1.0	0.16	2.7	6.3	2.3	5.7	2.06	3.0	0.49	8.5		
McCain	19	2	1	2	1	8		8.6	0.4	0.2	0.12	0.4	0.04	2.0	2.1	0.9	3.4	0.56	1.7	0.19	9.5			
Smith	8	2	1	1	1	0	5		4.0	0.7	0.3	0.67	0.7	0.00	1.7	6.7	3.3	6.7	6.67	6.7	0.00	16.7		
Roland	20	3	2	2	4	0	9		8.2	0.8	0.4	0.29	0.9	0.00	1.6	3.9	1.8	3.7	1.39	4.4	0.00	7.6		
Hicks	14	7	2	1	2	2	5		6.0	1.0	0.2	0.08	0.7	0.27	1.5	6.6	1.0	8.4	0.51	4.3	1.78	9.7		
Gayden	3	0	1	0	0	0	2		2.3	0.0	0.3	0.00	0.0	0.00	0.7	0.0	5.7	0.0	0.00	0.0	0.00	11.4		
Hamzova	10	1	1	2	2	0	2		2.9	0.2	0.3	0.33	0.3	0.00	0.5	2.8	4.7	3.7	4.65	3.7	0.00	6.5		
MIRACLE	250	41	22	15	27	10	92		203.1	28.9	14.8	7.97	15.2	4.06	69.0	28.5	14.6	17.9	7.85	15.0	4.00	67.9		
OPPONENTS	250	43	28	17	24	8	92		203.1	31.8	16.8	8.25	15.6	3.38	69.8	31.3	16.5	19.6	8.12	15.4	3.32	68.7		

ORLANDO MIRACLE		Team/Opp		Home Road Total			High Scoring		High Rebounds		High Assists		Opponent Scoring		Atten.
May 31	@Washington	L	66- 92	0-0	0-1	0-1	S. Johnson-16		McWilliams-Frank-8S. Johnson-5		Powell-5		Holdsclaw-29		14,421
Jun 1	CHARLOTTE	W	82- 79	1-0	0-1	1-1	Sales-24		McWilliams-Frank-9S. Johnson-7		Stinson-18		6,890		
Jun 3	@Indiana	W	88- 82	1-0	1-1	2-1	S. Johnson-16		dos Santos-5 S. Johnson-10		Thompson-22		12,575		
Jun 5	SACRAMENTO	W	75- 68	2-0	1-1	3-1	Sales-22		McWilliams-Frank-1S. Johnson-8		Holland-Corn-21		7,043		
Jun 7	@Cleveland	L	79- 83(OT)	2-0	1-2	3-2	Sales-24		McWilliams-Frank-8S. Johnson-8		Lennova-23		4,687		
Jun 8	MINNESOTA	L	57- 71	2-1	1-2	3-3	McWilliams-Frank-1McWilliams-Frank-9S. Johnson-3		McWilliams-Frank-5		Lennox-24		5,731		
Jun 10	@Charlotte	W	74- 71	2-1	2-2	4-3	McWilliams-Frank-2dos Santos-6		McWilliams-Frank-6		Stinson-18		5,003		
Jun 13	@Utah	W	88- 80	2-1	3-2	5-3	S. Johnson-19		Sales-6 S. Johnson-12		Williams-19		4,394		
Jun 15	@Minnesota	L	66- 72	2-1	3-3	5-4	Sales-23		dos Santos-11 S. Johnson-3		Lennox-25		7,189		
Jun 17	INDIANA	L	54- 79	2-2	3-3	5-5	McWilliams-Frank-1McWilliams-Frank-6S. Johnson-4		McWilliams-Frank-8S. Johnson-4		Thompson-17		7,300		
Jun 22	CLEVELAND	W	77- 64	3-2	3-3	6-5	McWilliams-Frank-2McWilliams-Frank-1Tied with-3		Sales-10		Darling-15		6,241		
Jun 24	CHARLOTTE	W	69- 68	4-2	3-3	7-5	Sales-22		dos Santos-4		Reid-13		6,803		
Jun 26	HOUSTON	L	58- 70	4-3	3-3	7-6	McWilliams-Frank-1S. Johnson-11		Sales-14		Thompson-19		7,427		
Jun 28	MIAMI	W	61- 53	5-3	3-3	8-6	S. Johnson-14		S. Johnson-4		Flores-9		5,744		
Jun 30	@Miami	W	66- 63	5-3	4-3	9-6	McWilliams-Frank-1McWilliams-Frank-9A. Johnson-4		S. Johnson-4		Colleton-14		9,849		
Jul 1	NEW YORK	W	69- 57	6-3	4-3	10-6	S. Johnson-23		S. Johnson-11 A. Johnson-3		Phillips-21		7,339		
Jul 6	INDIANA	W	72- 60	7-3	4-3	11-6	McWilliams-Frank-2S. Johnson-7		S. Johnson-4		Walters-16		7,081		
Jul 8	SEATTLE	W	64- 53	8-3	4-3	12-6	A. Johnson-18		McWilliams-Frank-9Powell-5		S. Edwards-18		8,266		
Jul 9	@Detroit	W	68- 62	8-3	5-3	13-6	A. Johnson-17		McWilliams-Frank-1S. Johnson-5		Palmer-19		6,214		
Jul 12	@Cleveland	L	72- 74(OT)	8-3	5-4	13-7	McWilliams-Frank-2McWilliams-Frank-7Powell-5		S. Johnson-3		Andrade-17		6,558		
Jul 14	NEW YORK	L	51- 55	8-4	5-4	13-8	A. Johnson-22		A. Johnson-10 S. Johnson-3		Johnson-15		8,864		
Jul 19	DETROIT	W	88- 78	9-4	5-4	14-8	Sales-20		McWilliams-Frank-1Sales-7		Neves-19		9,464		
Jul 21	@Washington	L	59- 61	9-4	5-5	14-9	S. Johnson-17		S. Johnson-8 S. Johnson-5		Holdsclaw-16		13,382		
Jul 23	UTAH	L	66- 69	9-5	5-5	14-10	A. Johnson-18		dos Santos-11 S. Johnson-7		Williams-23		8,048		
Jul 25	@Los Angeles	L	63- 78	9-5	5-6	14-11	dos Santos-14		S. Johnson-7 S. Johnson-6		Leslie-17		6,462		
Jul 27	@Sacramento	L	66- 73	9-5	5-7	14-12	Sales-25		S. Johnson-10 S. Johnson-9		Bolton-24		7,196		
Jul 30	@Portland	L	55- 76	9-5	5-8	14-13	A. Johnson-20		S. Johnson-8 S. Johnson-4		Witherspoon-27		8,634		
Aug 1	@Phoenix	L	77- 84	9-5	5-9	14-14	A. Johnson-24		McGhee-7 S. Johnson-7		Gillom-28		9,564		
Aug 4	@New York	L	57- 70	9-5	5-10	14-15	A. Johnson-14		McWilliams-Frank-1S. Johnson-9		Phillips-18		17,114		
Aug 6	DETROIT	W	92- 63	10-5	5-10	15-15	A. Johnson-25		dos Santos-8 S. Johnson-9		Canty-10		8,479		
Aug 7	WASHINGTON	W	65- 57	11-5	5-10	16-15	Sales-16		dos Santos-7 S. Johnson-4		Bullett-14		7,090		
Aug 9	@Miami	L	64- 68(2OT)	11-5	5-11	16-16	McWilliams-Frank-2McWilliams-Frank-1S. Johnson-6		Sales-7		Holdsclaw-14		8,917		





Orlando Miracle 2000 HIGH GAMES

PLAYER	MINUTES	FIELD GOALS		FREE THROWS		REBOUNDS			ASSISTS	STEALS	TURNOVERS	BLOCKED SHOTS	POINTS
				OFFENSIVE	DEFENSIVE	TOTAL							
CINTIA DOS SANTOS	40C JUN. 7 at Clev.	8C JUL. 19 vs Det.	5 JUN. 3 at Ind.	3T(3) JUL. 23 vs Utah	9C JUN. 15 at Minn.	11C(2) JUL. 23 vs Utah	5C JUN. 7 at Clev.	3C(2) JUL. 19 vs Det.	4C JUN. 15 at Minn.	5C(2) JUL. 19 vs Det.	17 JUL. 19 vs Det.		
CORNELIA GAYDEN	3C(2) JUN. 3 at Ind.	1C MAY. 31 at Wash.	0C	0C	0C	0C	1C JUN. 3 at Ind.	0C	0C	0C	2C MAY. 31 at Wash.		
ROMANA HAMZOVA	10C AUG. 6 vs Det.	1C(2) AUG. 6 vs Det.	2C JUL. 6 vs Ind.	1C JUN. 17 vs Ind.	1C(2) JUL. 1 vs N.Y.	1C(3) JUL. 1 vs N.Y.	1C(5) AUG. 6 vs Det.	2C AUG. 6 vs Det.	2C JUN. 10 at Cha.	0C	2C(3) AUG. 6 vs Det.		
JESSIE HICKS	14 MAY. 31 at Wash.	2 JUN. 22 vs Clev.	3 (2) JUN. 10 at Cha.	2 (4) AUG. 6 vs Det.	5 AUG. 6 vs Det.	7 AUG. 6 vs Det.	2 JUN. 1 vs Cha.	1 (2) JUL. 27 at Sac.	2 (4) AUG. 6 vs Det.	2 (2) JUL. 30 at Port.	5 (2) JUN. 22 vs Clev.		
ADRIENNE JOHNSON	50C AUG. 9 at Miami	10C(2) AUG. 6 vs Det.	7C JUN. 28 vs Miami	3 (2) JUL. 27 at Sac.	7C JUL. 14 vs N.Y.	10C JUL. 14 vs N.Y.	4C(2) JUL. 21 at Wash.	3 (2) AUG. 7 vs Wash.	5C JUL. 9 at Det.	1 (3) JUL. 9 at Det.	25C AUG. 6 vs Det.		
SHANNON JOHNSON	49 AUG. 9 at Miami	8 (2) JUN. 13 at Utah	10 (2) JUN. 30 at Miami	6C JUL. 27 at Sac.	8T JUN. 26 vs Hou.	11C(2) JUL. 1 vs N.Y.	12 JUN. 13 at Utah	5 JUN. 13 at Utah	8T AUG. 9 at Miami	1 (7) AUG. 6 vs Det.	23 JUL. 1 vs N.Y.		
TIFFANY MCCAIN	19 JUN. 10 at Cha.	2 (5) AUG. 4 at N.Y.	5C JUN. 13 at Utah	1T(2) JUL. 19 vs Det.	2 (2) AUG. 6 vs Det.	2 (2) AUG. 6 vs Det.	2 JUL. 23 vs Utah	1T(3) AUG. 6 vs Det.	2 JUN. 15 at Minn.	1 JUL. 1 vs N.Y.	8 JUN. 8 vs Minn.		
CARLA MCGHEE	37C AUG. 9 at Miami	4C(2) JUL. 6 vs Ind.	4 JUL. 23 vs Utah	6C AUG. 9 at Miami	6C AUG. 1 at Phoe.	11C AUG. 9 at Miami	3C AUG. 1 at Phoe.	2C(4) AUG. 4 at N.Y.	3 (3) JUL. 12 at Clev.	2T JUL. 25 at L.A.	9C JUL. 6 vs Ind.		
TAJ MCWILLIAMS-FRANKLIAUG.	47C AUG. 9 at Miami	11 AUG. 9 at Miami	10 (2) JUL. 12 at Clev.	6 (2) AUG. 9 at Miami	10 (2) JUL. 19 vs Det.	14 AUG. 4 at N.Y.	6 JUN. 10 at Cha.	5T MAY. 31 at Wash.	5 (6) AUG. 4 at N.Y.	4 JUL. 19 vs Det.	23 AUG. 9 at Miami		

Orlando Miracle 2000 HIGH GAMES

PLAYER	MINUTES	FIELD GOALS		FREE THROWS		REBOUNDS			ASSISTS	STEALS	TURNOVERS	BLOCKED SHOTS	POINTS
				OFFENSIVE	DEFENSIVE	TOTAL							
ELAINE POWELL	29 MAY. 31 at Wash.	4 JUN. 1 vs Cha.	3 (4) JUL. 12 at Clev.	3 JUN. 8 vs Minn.	4 (3) JUL. 12 at Clev.	7 JUN. 8 vs Minn.	5 (4) JUL. 12 at Clev.	2 (4) JUL. 12 at Clev.	3 (3) JUN. 28 vs Miami	1 JUN. 24 vs Cha.	9 (2) JUL. 9 at Det.		
JANNON ROLAND	20C JUN. 8 vs Minn.	3C JUN. 3 at Ind.	2C JUN. 3 at Ind.	1C(7) AUG. 6 vs Det.	2C(3) AUG. 1 at Phoe.	3C JUN. 8 vs Minn.	2C JUN. 5 vs Sac.	2C(2) AUG. 6 vs Det.	4C JUN. 7 at Clev.	0C	9C JUN. 3 at Ind.		
NYKESHA SALES	42 JUL. 12 at Clev.	9 (7) JUL. 27 at Sac.	4 (3) JUL. 12 at Clev.	4 AUG. 1 at Phoe.	8 JUN. 24 vs Cha.	10T JUN. 24 vs Cha.	7 JUL. 19 vs Det.	4 (2) JUL. 12 at Clev.	6T JUN. 7 at Clev.	2 AUG. 1 at Phoe.	25 JUL. 27 at Sac.		
LACHARLOTTE SMITH	8C AUG. 6 vs Det.	2C AUG. 6 vs Det.	1C AUG. 6 vs Det.	1C AUG. 6 vs Det.	1C AUG. 6 vs Det.	2C AUG. 6 vs Det.	1C AUG. 6 vs Det.	1C(2) AUG. 6 vs Det.	1C(2) AUG. 6 vs Det.	0C	5C AUG. 6 vs Det.		
MIRACLE High Games	250 AUG. 9 at Miami	37 JUL. 19 vs Det.	27 JUN. 3 at Ind.	19 AUG. 9 at Miami	28 AUG. 6 vs Det.	41 AUG. 6 vs Det.	22 JUN. 10 at Cha.	15 JUL. 12 at Clev.	27 JUN. 7 at Clev.	10 (2) JUL. 19 vs Det.	92 AUG. 6 vs Det.		
MIRACLE Low Games	200 (29) AUG. 7 vs Wash.	18 (3) JUL. 30 at Port.	3 JUL. 27 at Sac.	4 JUL. 19 vs Det.	12 JUL. 8 vs Sea.	18 JUL. 8 vs Sea.	9 (2) JUL. 14 vs N.Y.	2 JUL. 30 at Port.	7 JUN. 3 at Ind.	0 (2) JUL. 6 vs Ind.	51 JUL. 14 vs N.Y.		
OPPONENTS High Games	250 AUG. 9 at Miami	38 MAY. 31 at Wash.	22 JUN. 15 at Minn.	20 JUN. 30 at Miami	28 (2) JUL. 25 at L.A.	43 JUN. 3 at Ind.	28 MAY. 31 at Wash.	17 JUN. 7 at Clev.	24 JUL. 12 at Clev.	8 JUL. 25 at L.A.	92 MAY. 31 at Wash.		
OPPONENTS Low Games	200 (29) AUG. 7 vs Wash.	20 JUL. 6 vs Ind.	4 (2) JUL. 9 at Det.	5 JUL. 14 vs N.Y.	15 (2) JUL. 8 vs Sea.	24 (2) JUL. 1 vs N.Y.	6 JUN. 15 at Minn.	2 JUN. 3 at Ind.	10 JUL. 1 vs N.Y.	0 (3) JUL. 1 vs N.Y.	53 (2) JUL. 8 vs Sea.		

"C" indicates a new career-high, "T" a tied career-high.
Numbers in parentheses indicate the number of games in which a player or team has reached a given total (if more than one).





(15-17)		ORLANDO MIRACLE													Final 1999 Regular Season								
PLAYER	G	GS	MIN	-FIELD GOALS-			-3-POINT FG--			-FREE THROWS-			--REBOUNDS--										
				FG	FGA	PCT	FG	FGA	PCT	FT	FTA	PCT	OFF	DEF	TOT	AST	PF	DQ	STL	TO	BLK	PTS	AVG
S. Johnson	32	32	1147	151	338	.447	40	110	.364	105	153	.686	44	106	150	141	79	0	54	121	12	447	14.0
Sales	32	32	1039	153	397	.385	36	109	.330	95	118	.805	44	91	135	91	97	2	69	69	8	437	13.7
McWilliams-Frank	32	32	1042	153	319	.480	20	45	.444	94	141	.667	81	158	239	51	96	3	57	80	38	420	13.1
Sam	32	32	1088	134	345	.388	41	125	.328	55	80	.688	39	107	146	77	112	4	41	64	9	364	11.4
Congreaves	32	32	812	75	150	.500	15	41	.366	44	53	.830	40	61	101	34	84	1	24	49	7	209	6.5
Phillips	32	0	335	52	128	.406	0	3	.000	26	54	.481	26	40	66	9	54	0	19	48	8	130	4.1
Powell	18	0	256	17	33	.515	1	9	.111	12	22	.545	9	14	23	32	22	0	9	19	4	47	2.6
A. Johnson	29	0	224	25	62	.403	1	8	.125	6	9	.667	12	16	28	14	21	0	5	14	2	57	2.0
McGhee	30	0	234	15	47	.319	0	0	---	15	18	.833	22	24	46	8	38	0	8	22	3	45	1.5
Moore	23	0	114	10	21	.476	0	1	.000	6	12	.500	4	9	13	1	21	0	4	13	0	26	1.1
Suber (TOT)	25	0	114	7	24	.292	1	9	.111	5	10	.500	4	9	13	9	14	0	5	10	0	20	0.8
Suber (ORL)	25	0	114	7	24	.292	1	9	.111	5	10	.500	4	9	13	9	14	0	5	10	0	20	0.8
Ford	8	0	45	1	5	.200	0	1	.000	2	2	1.000	4	2	6	0	10	0	2	1	2	4	0.5
MIRACLE	32	-	6450	793	1869	.424	155	461	.336	465	672	.692	329	637	966	467	648	10	297	521	93	2206	68.9
OPPONENTS	32	-	6450	812	1892	.429	161	438	.368	431	608	.709	340	664	1004	537	660	9	257	534	124	2216	69.3

PLAYER	-- SINGLE-GAME HIGHS --								----- AVERAGE PER GAME -----								----- AVERAGE PER 40 MINUTES -----							
	MIN	REB	AST	ST	TO	BL	PTS		MIN	REB	AST	STL	TO	BLK	PTS	REB	AST	PF	STL	TO	BLK	PTS		
S. Johnson	41	9	9	6	8	2	31		35.8	4.7	4.4	1.69	3.8	0.38	14.0	5.2	4.9	2.8	1.88	4.2	0.42	15.6		
Sales	38	8	6	6	6	2	29		32.5	4.2	2.8	2.16	2.2	0.25	13.7	5.2	3.5	3.7	2.66	2.7	0.31	16.8		
McWilliams-Frank	40	15	4	5	5	4	24		32.6	7.5	1.6	1.78	2.5	1.19	13.1	9.2	2.0	3.7	2.19	3.1	1.46	16.1		
Sam	44	10	7	4	4	2	22		34.0	4.6	2.4	1.28	2.0	0.28	11.4	5.4	2.8	4.1	1.51	2.4	0.33	13.4		
Congreaves	37	11	5	3	6	1	16		25.4	3.2	1.1	0.75	1.5	0.22	6.5	5.0	1.7	4.1	1.18	2.4	0.34	10.3		
Phillips	17	7	3	3	5	1	8		10.5	2.1	0.3	0.59	1.5	0.25	4.1	7.9	1.1	6.4	2.27	5.7	0.96	15.5		
Powell	35	5	6	2	3	1	9		14.2	1.3	1.8	0.50	1.1	0.22	2.6	3.6	5.0	3.4	1.41	3.0	0.63	7.3		
A. Johnson	16	6	3	1	2	1	8		7.7	1.0	0.5	0.17	0.5	0.07	2.0	5.0	2.5	3.8	0.89	2.5	0.36	10.2		
McGhee	16	7	1	1	6	2	5		7.8	1.5	0.3	0.27	0.7	0.10	1.5	7.9	1.4	6.5	1.37	3.8	0.51	7.7		
Moore	13	4	1	2	2	0	5		5.0	0.6	0.0	0.17	0.6	0.00	1.1	4.6	0.4	7.4	1.40	4.6	0.00	9.1		
Suber (TOT)	17	2	1	1	2	0	4		4.6	0.5	0.4	0.20	0.4	0.00	0.8	4.6	3.2	4.9	1.75	3.5	0.00	7.0		
Suber (ORL)	17	2	1	1	2	0	4		4.6	0.5	0.4	0.20	0.4	0.00	0.8	4.6	3.2	4.9	1.75	3.5	0.00	7.0		
Ford	13	4	0	1	1	1	2		5.6	0.8	0.0	0.25	0.1	0.25	0.5	5.3	0.0	8.9	1.78	0.9	1.78	3.6		
MIRACLE	225	41	26	15	24	6	93		201.6	30.2	14.6	9.28	16.3	2.91	68.9	30.0	14.5	20.1	9.21	16.2	2.88	68.4		
OPPONENTS	225	40	25	19	22	9	86		201.6	31.4	16.8	8.03	16.7	3.88	69.3	31.1	16.7	20.5	7.97	16.6	3.84	68.7		

ORLANDO MIRACLE		Team/Opp				Total	High Scoring	High Rebounds	High Assists	Opponent Scoring	Atten.	
Jun 10	HOUSTON	L	63-	77	0-1	0-0	0-1	McWilliams-Frank-1	McWilliams-Frank-7	S. Johnson-7	Cooper-24	15,422
Jun 12	@Utah	L	65-	71	0-1	0-1	0-2	Sam-21	Sam-10	S. Johnson-7	Palmer-22	14,783
Jun 15	LOS ANGELES	W	88-	86	1-1	0-1	1-2	Sales-29	Congreaves-11	S. Johnson-8	Leslie-23	7,588
Jun 17	@Detroit	L	74-	79	1-1	0-2	1-3	S. Johnson-22	McWilliams-Frank-1	McWilliams-Frank-2	Brondello-23	10,745
Jun 19	WASHINGTON	W	73-	68	2-1	0-2	2-3	S. Johnson-18	McWilliams-Frank-1	S. Johnson-7	Holdslaw-23	10,218
Jun 21	PHOENIX	W	80-	76	3-1	0-2	3-3	Sam-20	McWilliams-Frank-9	S. Johnson-9	Gillom-25	7,771
Jun 22	@Cleveland	W	71-	62	3-1	1-2	4-3	Sales-20	McWilliams-Frank-7	Sales-6	Melvin-16	6,676
Jun 28	@Houston	W	68-	66	3-1	2-2	5-3	Sam-22	Sales-7	S. Johnson-4	Cooper-21	10,204
Jul 3	CHARLOTTE	L	58-	75	3-2	2-2	5-4	S. Johnson-17	McWilliams-Frank-1	S. Johnson-4	Bullett-24	10,005
Jul 7	MINNESOTA	L	66-	71	3-3	2-2	5-5	Sam-15	McGhee-7	S. Johnson-6	Edwards-22	7,229
Jul 9	@Charlotte	W	66-	61	3-3	3-2	6-5	Sales-16	Sam-7	S. Johnson-4	Smith-Taylor-12	5,839
Jul 10	UTAH	W	62-	56	4-3	3-2	7-5	Sales-21	McWilliams-Frank-5	S. Johnson-4	Williams-23	11,186
Jul 12	DETROIT	L	67-	76	4-4	3-2	7-6	Congreaves-14	McWilliams-Frank-8	S. Johnson-5	Brondello-22	8,487
Jul 16	CHARLOTTE	L	50-	56	4-5	3-2	7-7	Sales-15	McWilliams-Frank-6	S. Johnson-3	Staley-23	8,826
Jul 17	SACRAMENTO	L	70-	76	4-6	3-2	7-8	Sales-20	McWilliams-Frank-1	S. Johnson-9	Griffith-20	10,194
Jul 19	@Washington	W	77-	52	4-6	4-2	8-8	Sam-20	S. Johnson-6	S. Johnson-4	Holdslaw-19	11,008
Jul 20	@New York	L	56-	61	4-6	4-3	8-9	McWilliams-Frank-1	S. Johnson-7	Sales-4	Robinson-15	11,902
Jul 23	@Phoenix	L	67-	73	4-6	4-4	8-10	S. Johnson-22	Sam-6	S. Johnson-6	Harrower-16	12,226
Jul 24	@Sacramento	W	73-	64	4-6	5-4	9-10	S. Johnson-31	McWilliams-Frank-1	S. Johnson-5	Griffith-18	9,810
Jul 27	@Los Angeles	L	60-	81	4-6	5-5	9-11	McWilliams-Frank-1	McWilliams-Frank-7	Powell-4	Leslie-19	5,079
Jul 29	NEW YORK	L (OT)	65-	73	4-7	5-5	9-12	S. Johnson-25	McWilliams-Frank-1	S. Johnson-5	Hampton-21	11,384
Aug 1	@New York	L	61-	74	4-7	5-6	9-13	Sales-21	Sales-8	Congreaves-3	Johnson-18	14,719
Aug 4	CLEVELAND	W	70-	62	5-7	5-6	10-13	McWilliams-Frank-1	McWilliams-Frank-9	S. Johnson-5	Brown-12	9,099
Aug 5	@Washington	L	68-	72	5-7	5-7	10-14	McWilliams-Frank-2	McWilliams-Frank-1	Sam-7	McCray-24	12,763
Aug 7	@Charlotte	L	60-	64	5-7	5-8	10-15	S. Johnson-25	McWilliams-Frank-6	Sales-5	Stinson-12	10,523
Aug 9	NEW YORK	L	75-	80	5-8	5-8	10-16	Sales-24	McWilliams-Frank-6	Sales-5	Robinson-18	9,059
Aug 12	CLEVELAND	W	55-	54	6-8	5-8	11-16	Sales-16	McWilliams-Frank-1	Sales-5	Nemcova-16	7,028
Aug 14	@Cleveland	W	73-	61	6-8	6-8	12-16	Sales-17	S. Johnson-6	S. Johnson-8	Edwards-17	11,392
Aug 15	WASHINGTON	W	81-	54	7-8	6-8	13-16	Sam-19	McWilliams-Frank-9	Sales-6	McCray-13	11,283
Aug 18	DETROIT	W	93-	81	8-8	6-8	14-16	McWilliams-Frank-2	McWilliams-Frank-1	Powell-6	Azzi-19	12,039
Aug 20	@Minnesota	W (OT)	83-	80	8-8	7-8	15-16	S. Johnson-20	McWilliams-Frank-8	Sales-6	Folkl-21	14,171
Aug 21	@Detroit	L	68-	74	8-8	7-9	15-17	S. Johnson-22	Sam-7	Powell-4	Azzi-27	12,378



Orlando Miracle 1999 HIGH GAMES

PLAYER	MINUTES	FIELD	FREE	----- REBOUNDS -----			ASSISTS	STEALS	TURNOVERS	BLOCKED	POINTS
		GOALS	THROWS	OFFENSIVE	DEFENSIVE	TOTAL				SHOTS	
ANDREA CONGREAVES	37 JUN. 28 at Hou.	6 (2) AUG. 20 at Minn.	5 (2) JUN. 21 vs Phoe.	7T JUN. 15 vs L.A.	5 JUL. 24 at Sac.	11 JUN. 15 vs L.A.	5 JUN. 15 vs L.A.	3T(2) AUG. 15 vs Wash.	6C(2) JUL. 17 vs Sac.	1T(7) AUG. 21 at Det.	16 AUG. 20 at Minn.
KISHA FORD	13 JUN. 10 vs Hou.	1 JUN. 10 vs Hou.	2 JUL. 7 vs Minn.	2 (2) JUN. 12 at Utah	2 JUN. 10 vs Hou.	4 JUN. 10 vs Hou.	0	1 (2) JUN. 15 vs L.A.	1 JUN. 19 vs Wash.	1 (2) JUN. 21 vs Phoe.	2 (2) JUL. 7 vs Minn.
ADRIENNE JOHNSON	16 AUG. 15 vs Wash.	4 AUG. 15 vs Wash.	3 JUN. 22 at Clev.	3 JUL. 10 vs Utah	3 JUL. 10 vs Utah	6 JUL. 10 vs Utah	3 AUG. 21 at Det.	1 (5) AUG. 21 at Det.	2 AUG. 21 at Det.	1 (2) JUL. 17 vs Sac.	8 AUG. 15 vs Wash.
SHANNON JOHNSON	41 AUG. 20 at Minn.	12C JUL. 24 at Sac.	8 (2) AUG. 4 vs Clev.	4 (2) AUG. 5 at Wash.	8T JUN. 21 vs Phoe.	9 (2) JUL. 24 at Sac.	9 (2) JUL. 17 vs Sac.	6 AUG. 1 at N.Y.	8T AUG. 14 at Clev.	2T JUN. 12 at Utah	31 JUL. 24 at Sac.
CARLA MCGHEE	16 JUL. 10 vs Utah	2 (3) JUL. 27 at L.A.	5C JUL. 10 vs Utah	3 JUL. 10 vs Utah	5 JUL. 7 vs Minn.	7 JUL. 7 vs Minn.	1 (8) AUG. 18 vs Det.	1 (8) AUG. 15 vs Wash.	6C JUL. 7 vs Minn.	2T JUL. 9 at Cha.	5 (2) JUL. 10 vs Utah
TAJ MCWILLIAMS-FRANKLI	40 JUL. 29 vs N.Y.	9 AUG. 5 at Wash.	9 AUG. 18 vs Det.	6 (2) AUG. 12 vs Clev.	11T JUN. 17 at Det.	15 AUG. 12 vs Clev.	4 (2) AUG. 15 vs Wash.	5T JUL. 10 vs Utah	5 (5) AUG. 21 at Det.	4 (2) AUG. 21 at Det.	24 AUG. 5 at Wash.
YOLANDA MOORE	13 JUL. 16 vs Cha.	2 (2) AUG. 18 vs Det.	2 (2) AUG. 4 vs Clev.	1 (4) AUG. 18 vs Det.	4 JUL. 19 at Wash.	4 JUL. 19 at Wash.	1 AUG. 18 vs Det.	2 JUL. 16 vs Cha.	2 (3) AUG. 5 at Wash.	0T	5 JUN. 19 vs Wash.
TARI PHILLIPS	17 (4) AUG. 7 at Cha.	4 (3) AUG. 18 vs Det.	4 AUG. 21 at Det.	3 (3) AUG. 12 vs Clev.	4 (3) AUG. 1 at N.Y.	7 AUG. 1 at N.Y.	3 JUL. 9 at Cha.	3 (2) JUL. 29 vs N.Y.	5 JUL. 19 at Wash.	1 (8) AUG. 5 at Wash.	8 (4) AUG. 21 at Det.
ELAINE POWELL	35 AUG. 20 at Minn.	2 (6) AUG. 21 at Det.	5 AUG. 18 vs Det.	3 AUG. 21 at Det.	3 AUG. 1 at N.Y.	5 (2) AUG. 21 at Det.	6 AUG. 18 vs Det.	2 (2) AUG. 20 at Minn.	3 AUG. 18 vs Det.	1 (4) AUG. 20 at Minn.	9 AUG. 18 vs Det.

Orlando Miracle 1999 HIGH GAMES

PLAYER	MINUTES	FIELD	FREE	----- REBOUNDS -----			ASSISTS	STEALS	TURNOVERS	BLOCKED	POINTS
		GOALS	THROWS	OFFENSIVE	DEFENSIVE	TOTAL				SHOTS	
NYKESHA SALES	38 (2) JUN. 28 at Hou.	10 JUN. 15 vs L.A.	9 AUG. 18 vs Det.	3 (6) AUG. 12 vs Clev.	6 (2) AUG. 9 vs N.Y.	8 AUG. 1 at N.Y.	6 (3) AUG. 20 at Minn.	6T(2) AUG. 18 vs Det.	6T AUG. 1 at N.Y.	2 JUN. 21 vs Phoe.	29 JUN. 15 vs L.A.
SHERI SAM	44 JUL. 29 vs N.Y.	9 JUN. 22 at Clev.	5 AUG. 4 vs Clev.	5T JUN. 12 at Utah	7 AUG. 20 at Minn.	10 JUN. 12 at Utah	7 AUG. 5 at Wash.	4 AUG. 15 vs Wash.	4 (2) AUG. 20 at Minn.	2T JUL. 24 at Sac.	22 JUN. 22 at Clev.
TORA SUBER Cha.-Orl.	17 JUN. 12 at Utah	2 JUL. 19 at Wash.	2 JUL. 27 at L.A.	1 (4) AUG. 9 vs N.Y.	2 JUL. 27 at L.A.	2 (2) JUL. 27 at L.A.	1 (9) AUG. 15 vs Wash.	1 (5) JUL. 20 at N.Y.	2 (2) JUL. 27 at L.A.	0	4 JUL. 19 at Wash.
TORA SUBER Orl.	17 JUN. 12 at Utah	2 JUL. 19 at Wash.	2 JUL. 27 at L.A.	1 (4) AUG. 9 vs N.Y.	2 JUL. 27 at L.A.	2 (2) JUL. 27 at L.A.	1 (9) AUG. 15 vs Wash.	1 (5) JUL. 20 at N.Y.	2 (2) JUL. 27 at L.A.	0	4 JUL. 19 at Wash.
MIRACLE High Games	225 (2) AUG. 20 at Minn.	34 AUG. 15 vs Wash.	35 AUG. 18 vs Det.	18 JUN. 12 at Utah	27 (2) JUL. 19 at Wash.	41 (2) AUG. 12 vs Clev.	26 AUG. 20 at Minn.	15 (2) AUG. 15 vs Wash.	24 JUL. 17 vs Sac.	6 (3) JUN. 21 vs Phoe.	93 AUG. 18 vs Det.
MIRACLE Low Games	200 (30) AUG. 21 at Det.	20 (2) JUL. 20 at N.Y.	5 JUL. 16 vs Cha.	4 JUN. 17 at Det.	11 JUL. 16 vs Cha.	16 JUL. 16 vs Cha.	5 JUN. 17 at Det.	3 JUL. 12 vs Det.	4 AUG. 15 vs Wash.	0 (3) AUG. 12 vs Clev.	50 JUL. 16 vs Cha.
OPPONENTS High Games	225 (2) AUG. 20 at Minn.	32 AUG. 20 at Minn.	26 JUL. 23 at Phoe.	20 JUN. 19 vs Wash.	27 (3) JUL. 29 vs N.Y.	40 (2) JUN. 21 vs Phoe.	25 AUG. 1 at N.Y.	19 JUL. 17 vs Sac.	22 (2) AUG. 18 vs Det.	9 JUN. 10 vs Hou.	86 JUN. 15 vs L.A.
OPPONENTS Low Games	200 (30) AUG. 21 at Det.	16 JUL. 19 at Wash.	4 AUG. 15 vs Wash.	3 AUG. 15 vs Wash.	15 (2) JUL. 20 at N.Y.	23 JUN. 28 at Hou.	5 JUL. 19 at Wash.	2 AUG. 18 vs Det.	10 JUL. 12 vs Det.	1 (6) AUG. 5 at Wash.	52 JUL. 19 at Wash.

"C" indicates a new career-high, "T" a tied career-high.
Numbers in parentheses indicate the number of games in which a player or team has reached a given total (if more than one).





SUN CAREER LEADERS

GAMES

GAMES PLAYED

Nykesha Sales.....	278
Asjha Jones.....	271
Katie Douglas.....	246
Taj McWilliams-Franklin.....	243
Jasmine Thomas.....	217
Alyssa Thomas.....	204
Lindsay Whalen.....	197

GAMES STARTED

Nykesha Sales.....	274
Taj McWilliams-Franklin.....	242
Jasmine Thomas.....	216
Katie Douglas.....	221
Lindsay Whalen.....	196
Alyssa Thomas.....	194
Asjha Jones.....	175

MOST CONSECUTIVE GAMES PLAYED

248	Nykesha Sales.....	(6/10/99-7/6/06)
136	Jonquel Jones.....	(5/14/16-9/8/19)
109	Taj McWilliams-Franklin.....	(6/10/99-6/29/02)
108	Taj McWilliams-Franklin.....	(5/24/03-6/7/06)
105	Shekinna Stricklen.....	(9/13/16-9/8/19)
104	Renee Montgomery.....	(5/15/10-5/31/13)
98	Tan White.....	(6/19/09-9/11/11)
98	Brooke Wyckoff.....	(6/1/01-8/25/03)
97	Tina Charles.....	(5/15/10-9/9/12)
93	Jasmine Thomas.....	(8/12/17-8/30/20)
91	Lindsay Whalen.....	(6/18/04-8/11/06)
82	Ashja Jones.....	(5/30/10-7/11/12)
80	Kelsey Griffin.....	(5/15/10-6/21/12)
70	Katie Douglas.....	(6/22/03-6/24/05)
69	Jasmine Thomas.....	(6/5/15-5/13/17)

MINUTES

CAREER

Nykesha Sales.....	8,762
Taj McWilliams-Franklin.....	7,777
Katie Douglas.....	7,406
Asjha Jones.....	7,116
Jasmine Thomas.....	6,237
Alyssa Thomas.....	5,858
Lindsay Whalen.....	5,350
Shannon Johnson.....	5,275

MINUTES PER GAME

PLAYERS

	GP	MINS	AVG
Shannon Johnson.....	155	5,275	34.0
Sheri Sam.....	32	1,088	34.0
Tina Charles.....	30	4,237	32.6
Taj McWilliams-Franklin.....	43	7,773	32.0
Nykesha Sales.....	278	8,762	31.5
Katie Douglas.....	246	7,406	30.1
Lindsay Whalen.....	197	5,802	29.5
Jasmine Thomas.....	217	6,237	28.7
Alyssa Thomas.....	204	5,858	28.7

MOST COMPLETE GAMES

Shannon Johnson.....	15
----------------------	----

POINTS

CAREER

Nykesha Sales.....	3,955
Asjha Jones.....	3,336
Taj McWilliams-Franklin.....	3,019
Katie Douglas.....	2,996
Jasmine Thomas.....	2,456
Alyssa Thomas.....	2,366
Lindsay Whalen.....	2,290
Tina Charles.....	2,243
Jonquel Jones.....	2,175

SCORING AVERAGE (Min 50 Games)

PLAYERS

	YRS	GP	MINS	AVG
Tina Charles	4	130	2,243	17.3
DeWanna Bonner	2	54	1,754	17.0
Nykesha Sales	9	278	3,955	14.2
Chiney Ogwumike	3	95	1,343	14.1
Jonquel Jones	5	163	3,982	13.3
Shannon Johnson	5	155	2,049	13.2
Courtney Williams	3	98	2,684	12.7
Taj McWilliams-Franklin	8	243	3,019	12.4
Asjha Jones	9	271	3,336	12.3
Katie Douglas	8	246	2,996	12.2
Kelsey Bone	3	82	976	12.0
Alex Bentley	4	124	3,335	11.9
Alyssa Thomas	8	204	5,858	11.6
Lindsay Whalen	6	197	2,290	11.6
Kara Lawson	4	110	1,260	11.5
Renee Montgomery	5	158	1,799	11.4
Jasmine Thomas	7	217	6,237	11.3

CONSECUTIVE GAMES SCORING DOUBLE FIGURES

24	DeWanna Bonner.....	(8/8/20-5/30/21)
23	Tina Charles.....	(8/13/11-6/19/12)
19	Jonquel Jones.....	(8/8/18-6/29/19)
18	Tina Charles.....	(8/18/12-6/12/13)





SUN CAREER LEADERS

18	Asjha Jones	(6/16/09-8/9/09)	Taj McWilliams-Franklin	1169-2408	485
17	Katie Douglas	(6/20/06-7/30/06)	Alyssa Thomas	906-1898	477
17	Chiney Ogumike	(7/7/16-9/18/16)	Kelsey Bone	361-745	476

CONSECUTIVE GAMES SCORING 20+ POINTS

6	DeWanna Bonner	(8/30/20-9/9/20)
5	Jonquel Jones	(5/25/21-6/5/21)
3	Brianna Jones	(6/19/21-6/27/21)
3	DeWanna Bonner	(7/28/20-8/1/20)
3	Alex Bentley	(6/29/16-7/7/16)
3	Jennifer Lacy	(8/16/15-8/23/15)
3	Alex Bentley	(6/7/14-6/13/14)
3	Tina Charles	(8/1/13-8/6/13)
3	Tina Charles	(6/1/13-6/12/13)
3	Kara Lawson	(9/19/12-5/25/13)
3	Tina Charles	(6/16/11-6/23/11)
3	Nykesha Sales	(8/9/03-8/16/03)
3	Shannon Johnson	(6/5/03-6/13/03)
3	Nykesha Sales	(5/30/03-6/5/03)
3	Shannon Johnson	(7/19/02-7/22/02)

FIELD GOALS MADE

CAREER

Nykesha Sales	1,481
Asjha Jones	1,398
Taj McWilliams-Franklin	1,169
Katie Douglas	1,027
Tina Charles	928
Jasmine Thomas	909
Alyssa Thomas	906
Jonquel Jones	780
Lindsay Whalen	744
Shannon Johnson	658
Alex Bentley	657
Courtney Williams	610

FIELD GOAL ATTEMPTS

CAREER

Nykesha Sales	3,539
Asjha Jones	3,063
Katie Douglas	2,490
Taj McWilliams-Franklin	2,408
Jasmine Thomas	2,317
Tina Charles	2,012
Alyssa Thomas	1,898
Lindsay Whalen	1,666

FIELD GOAL PERCENTAGE

CAREER (Min 50 Games)

Players	FGM-FGA	FG%
Chiney Ogumike	530-927	572
Jonquel Jones	780-1529	510

1169-2408	485
906-1898	477
361-745	476
928-2012	461
1398-3063	456
426-940	453

THREE-POINT FIELD GOALS MADE

CAREER

Katie Douglas	382
Nykesha Sales	352
Shekinna Stricklen	283
Jasmine Thomas	269
Renee Montgomery	245
Kara Lawson	197
Jonquel Jones	171

THREE-POINT FIELD GOAL ATTEMPTS

CAREER

Katie Douglas	1,074
Nykesha Sales	990
Jasmine Thomas	778
Shekinna Stricklen	726
Renee Montgomery	693
Alex Bentley	528
Tan White	489

THREE-POINT FIELD GOAL PERCENTAGE

CAREER (Min 50 Games)

Players	FGM-FGA	FG%
Kara Lawson	197-476	414
Jamie Carey	84-207	406
Natisha Hiedeman	87-220	396
Shekinna Stricklen	283-726	390
Jonquel Jones	171-451	379
Courtney Williams	56-151	371

FREE THROWS MADE

CAREER

Lindsay Whalen	691
Nykesha Sales	641
Taj McWilliams-Franklin	636
Shannon Johnson	585
Katie Douglas	562
Alyssa Thomas	552
Asjha Jones	507
Jonquel Jones	444
Tina Charles	386
Renee Montgomery	380
Jasmine Thomas	369

FREE THROW ATTEMPTS

CAREER

Alyssa Thomas	889
---------------	-----





SUN CAREER LEADERS

Taj McWilliams-Franklin	887
Lindsay Whalen	846
Nykesha Sales	821
Shannon Johnson	793
Katie Douglas	704
Asjha Jones	657
Jonquel Jones	566
Tina Charles	515
Renee Montgomery	452

FREE THROW PERCENTAGE

CAREER (Min 100 FTM)

PLAYERS	FGM-FGA	FG%
Kara Lawson	211-232	.909
DeWanna Bonner	235-263	.893
Renee Montgomery	380-452	.8407
Erin Phillips	105-125	.840
Jasmine Thomas	369-444	.831
Lindsay Whalen	691-846	.8167
Allison Hightower	102-125	.816

REBOUNDS

CAREER

Taj McWilliams-Franklin	1,814
Asjha Jones	1,447
Tina Charles	1,410
Alyssa Thomas	1,370
Jonquel Jones	1,350
Nykesha Sales	1,157
Katie Douglas	939
Lindsay Whalen	832
Chiney Ogwumike	711
Kelsey Griffin	683

REBOUND AVERAGE

Tina Charles	10.8
Jonquel Jones	8.3
Chiney Ogwumike	7.5
Taj McWilliams-Franklin	7.5
Alyssa Thomas	6.7
Margo Dydek	6.3

OFFENSIVE REBOUNDS

CAREER

Taj McWilliams-Franklin	649
Asjha Jones	506
Tina Charles	476
Jonquel Jones	435
Alyssa Thomas	403
Nykesha Sales	330
Chiney Ogwumike	296
Katie Douglas	280

DEFENSIVE REBOUNDS

CAREER

Taj McWilliams-Franklin	1,165
Alyssa Thomas	967
Asjha Jones	941
Tina Charles	934
Jonquel Jones	915
Nykesha Sales	827
Lindsay Whalen	659
Katie Douglas	659

ASSISTS

CAREER

Jasmine Thomas	980
Lindsay Whalen	964
Shannon Johnson	737
Nykesha Sales	683
Alyssa Thomas	611
Katie Douglas	605
Renee Montgomery	543
Asjha Jones	506

ASSISTS AVERAGE

Lindsay Whalen	4.9
Shannon Johnson	4.8
Jasmine Thomas	4.5
Kara Lawson	3.5
Renee Montgomery	3.4
Alyssa Thomas	3.0

PERSONAL FOULS

CAREER

Nykesha Sales	798
Asjha Jones	709
Taj McWilliams-Franklin	650
Alyssa Thomas	549
Lindsay Whalen	477
Jonquel Jones	466
Katie Douglas	439
Jasmine Thomas	429
Shannon Johnson	383

DISQUALIFICATIONS

CAREER

Jonquel Jones	11
Taj McWilliams-Franklin	8
Asjha Jones	8
Nykesha Sales	8
Chiney Ogwumike	6
Brooke Wyckoff	4
Cintia dos Santos	4
Sheri Sam	4

STEALS

CAREER

Nykesha Sales	490
Katie Douglas	372
Taj McWilliams-Franklin	350





SUN CAREER LEADERS

<i>Alyssa Thomas</i>	297
<i>Jasmine Thomas</i>	283
<i>Lindsay Whalen</i>	276
<i>Shannon Johnson</i>	241

TURNOVERS

CAREER

<i>Nykesha Sales</i>	578
<i>Asjha Jones</i>	547
<i>Jasmine Thomas</i>	530
<i>Taj McWilliams-Franklin</i>	529
<i>Shannon Johnson</i>	482
<i>Katie Douglas</i>	459
<i>Lindsay Whalen</i>	458
<i>Alyssa Thomas</i>	445

BLOCKED SHOTS

CAREER

<i>Taj McWilliams-Franklin</i>	267
<i>Jonquel Jones</i>	232
<i>Margo Dydek</i>	222
<i>Tina Charles</i>	192
<i>Asjha Jones</i>	147



SUN INDIVIDUAL HIGHS

30-POINT CLUB

TOTAL	PLAYER	DATE	OPPONENT	STATS
35	Shannon Johnson	6/8/02	vs Cleveland (3OT)	Alyssa Thomas 16 pts, 10 rbs
34	DeWanna Bonner	7/30/20	@ Las Vegas	Jasmine Thomas 14 pts, 10 asts @ Washington
34	Brianna Jones	7/1/21	@ Indiana	7/7/16 Tina Charles 19 pts, 15 rbs @ Minnesota
34	Courtney Williams	6/13/18	vs Washington	Kara Lawson 22 pts, 10 rbs
33	Renee Montgomery	6/23/11	@ Chicago (2OT)	Asjha Jones 16 pts, 11 rbs
33	Renee Montgomery	8/3/10	@ Minnesota (OT)	
33	Lindsay Whalen	7/13/08	@ Washington	9/28/21 Jonquel Jones 26 pts, 11 rbs vs Chicago
33	Lindsay Whalen	7/24/07	vs Detroit	DeWanna Bonner 13 pts, 10 rbs
32	DeWanna Bonner	9/9/20	vs Phoenix	Brianna Jones 22 pts, 10 rbs
32	Nykesha Sales	8/15/07	@ Indiana	
31	Alex Bentley	6/14/16	vs Washington	
31	Kelsey Bone	9/13/15	vs Chicago	
31	Alex Bentley	8/7/15	vs Washington	
31	Tina Charles	6/19/11	vs Chicago	
31	Asjha Jones	5/31/07	@ Chicago (OT)	
31	Nykesha Sales	8/12/03	vs New York	6/22/21 DeWanna Bonner 25 pts, 13 rbs vs. Dallas
31	Shannon Johnson	5/30/03	@ Houston	Kaila Charles 12 pts, 12 rbs
31	Shannon Johnson	7/24/99	@ Sacramento	
31	Jonquel Jones	6/5/21	vs New York	8/31/21 Jonquel Jones 31 pts, 14 rbs @ Washington
30	Tina Charles	6/12/13	@ Indiana	Brianna Jones 22 pts, 10 rbs
30	Kara Lawson	9/12/12	vs Washington	9/19/21 Brianna Jones 14 pts, 12 rbs vs. Atlanta
30	Tina Charles	6/3/12	@ vs Washington	Jonquel Jones 15 pts, 10 rbs
30	Asjha Jones	6/27/08	vs Atlanta (OT)	
30	Katie Douglas	6/22/07	@ Indiana	7/12/19 Jonquel Jones 13 pts, 11 rbs vs Phoenix
30	Jasmine Thomas	8/5/18	vs Las Vegas	Alyssa Thomas 20 pts, 10 rbs Courtney Williams 10 pts, 10 rbs

TWO PLAYERS, SAME GAME

DATE	PLAYERS	TOTALS	OPPONENT
5/28/21	DeWanna Bonner Jonquel Jones	17 pts, 11 rbs 20 pts, 12 rbs	vs. Washington
6/22/21	DeWanna Bonner Kaila Charles	25 pts, 13 rbs 12 pts, 12 rbs	vs. Dallas
8/31/21	Jonquel Jones Brianna Jones	31 pts, 14 rbs 22 pts, 10 rbs	@ Washington
9/19/21	Brianna Jones Jonquel Jones	14 pts, 12 rbs 15 pts, 10 rbs	vs. Atlanta
7/12/19	Jonquel Jones Alyssa Thomas Courtney Williams	13 pts, 11 rbs 20 pts, 10 rbs 10 pts, 10 rbs	vs Phoenix
7/12/19	Jonquel Jones Alyssa Thomas	13 pts, 11 rbs 20 pts, 10 rbs	vs. Phoenix
6/9/19	Jonquel Jones Alyssa Thomas	17 pts, 13 rbs 12 pts, 12 rbs	@ Atlanta
7/13/18	Courtney Williams Alyssa Thomas	25 pts, 10 rbs 11 pts, 10 asts	vs. Phoenix
8/29/17	Jonquel Jones Alyssa Thomas	14 pts, 22 rbs 26 pts, 10 rbs	@ Washington *
8/12/17	Jonquel Jones Alyssa Thomas	19 pts, 16 rbs 21 pts, 13 rbs	vs. Dallas
6/27/17	Jonquel Jones Alyssa Thomas	13 pts, 17 rbs 13 pts, 11 rbs	vs. Los Angeles
6/10/17	Jonquel Jones Jasmine Thomas	20 pts, 15 rbs 14 pts, 11 asts	vs. Atlanta
5/28/17	Jonquel Jones Alyssa Thomas	23 pts, 21 rbs 17 pts, 10 rbs	@ Chicago
7/15/16	Chiney Ogwumike Alyssa Thomas	16 pts, 13 rbs 17 pts, 12 rbs	vs. Los Angeles
8/30/12	Tina Charles Kelsey Griffin	20 pts, 10 rbs 13 pts, 10 rbs	@ San Anton
7/13/12	Tina Charles Mistie Mims	25 pts, 13 rbs 19 pts, 10 rbs	@ Chicago (OT)
7/6/12	Tina Charles Asjha Jones	24 pts, 10 rbs 14 pts, 10 rbs	@ Tulsa

DOUBLE-DOUBLES

CAREER

TOTAL	PLAYER
79	Tina Charles
57	Jonquel Jones
50	Taj McWilliams-Franklin
30	Alyssa Thomas
27	Chiney Ogwumike
22	Asjha Jones
9	Margo Dydek

SEASON

TOTAL	PLAYER	YEAR
23	Tina Charles	2011
22	Tina Charles	2010
20	Jonquel Jones	2017
18	Tina Charles	2012
18	Jonquel Jones	2021
16	Tina Charles	2013
15	Jonquel Jones	2019
13	Chiney Ogwumike	2014

THREE PLAYERS, SAME GAME

DATE	PLAYERS	TOTALS	OPPONENT
7/12/19	Jonquel Jones Alyssa Thomas Courtney Williams	13 pts, 11 rbs 20 pts, 10 rbs 10 pts, 10 rbs	vs. Phoenix
9/18/16	Chiney Ogwumike	10 pts, 10 rbs	



SUN INDIVIDUAL HIGHS

7/1/12	Tina Charles Asjha Jones	13 pts, 14 rbs 15 pts, 11 rbs	vs. Seattle (OT)
6/29/12	Asjha Jones Tina Charles	20 pts, 11 rbs 13 pts, 10 rbs	@ Washington
6/8/12	Tina Charles Asjha Jones	12 pts, 14 rbs 12 pts, 12 rbs	@ Indiana
9/11/11	Tina Charles Asjha Jones	18 pts, 11 rbs 17 pts, 11 rbs	vs. New York
9/4/11	Tina Charles Asjha Jones	24 pts, 15 rbs 16 pts, 10 rbs	@ Washington
8/18/11	Tina Charles Asjha Jones	29 pts, 14 rbs 10 pts, 11 rbs	@ NY (OT)
6/27/09	Asjha Jones Kerri Gardin	24 pts, 12 rbs 10 pts, 10 rbs	vs. Atlanta
6/27/08	Asjha Jones Lindsay Whalen	30 pts, 10 rbs 20 pts, 10 rbs	vs. Atlanta (OT)
6/17/07	Asjha Jones Lindsay Whalen	22 pts, 12 rbs 12 pts, 10 rbs	vs. Chicago
7/8/06	Asjha Jones Taj McWilliams-Franklin	18 pts, 11 rbs 21 pts, 12 rbs	vs. Phoenix**
6/25/04	Nykesha Sales Taj McWilliams-Franklin	22 pts, 10 rbs 12 pts, 10 rbs	vs. Detroit
7/12/01	Nykesha Sales Taj McWilliams-Franklin	18 pts, 10 rbs 11 pts, 10 rbs	@ Charlotte

**NOTE: Double-doubles were recorded in one half

MINUTES

	TOTAL	PLAYER	DATE	OPPONENT
GAME	51	Shannon Johnson	6/8/02	vs Cleveland (30T)
SEASON	1,147	Shannon Johnson	1999	

MINUTES PER GAME, SEASON

TOTAL	PLAYER	DATE
35.8	Shannon Johnson	2002
35.8	Shannon Johnson	1999
35.2	Shannon Johnson	2000
34.4	Adrienne Johnson	2000
34.3	Taj McWilliams-Franklin	2000

POINTS

	TOTAL	PLAYER	DATE	OPPONENT
GAME	35	Shannon Johnson	6/8/02	vs Cleveland (30T)
HALF	25	Nykesha Sales	6/23/02	vs New York
QTR	16	Courtney Williams	3/13/18	vs Washington
OT	15	Shannon Johnson	6/8/02	vs Cleveland (30T)
SEASON	600	Tina Charles	2011	

SINGLE SEASON SCORING AVERAGE

TOTAL	PLAYER	DATE
19.7	DeWanna Bonner	2020
18.0	Tina Charles	2013
18.0	Tina Charles	2012
17.6	Tina Charles	2011
17.0	Asjha Jones	2008
17.0	Katie Douglas	2007

FIELD GOALS MADE

	TOTAL	PLAYER	DATE	OPPONENT
GAME	15	Courtney Williams	3/13/18	vs Washington
HALF	10	Asjha Jones	7/22/09	vs Sacramento
QTR	7	Courtney Williams	3/13/18	vs Washington*
	7	Jonquel Jones	8/31/21	@ Washington
OT	5	Shannon Johnson	6/8/02	vs Cleveland (30T)
SEASON	254	Tina Charles	2011	

FIELD GOAL ATTEMPTS

	TOTAL	PLAYER	DATE	OPPONENT
GAME	29	Courtney Williams	3/13/18	vs Washington*
HALF	20	Courtney Williams	3/13/18	vs Washington
QTR	12	Courtney Williams	3/13/18	vs Washington
OT	7	Shannon Johnson	6/26/03	vs Indiana
SEASON	545	Tina Charles	2013	

FIELD GOAL PERCENTAGE

GAME (Min 8 FGM)	TOTAL	PLAYER	DATE	OPPONENT
	1.00 (8-8)	Chiney Ogwumike	7/7/16	vs Minnesota

MOST FIELD GOAL ATTEMPTS, ALL MADE (Min 4)

TOTAL	PLAYER	DATE	OPPONENT
1.00 (8-8)	Chiney Ogwumike	7/7/16	vs Minnesota

MOST FIELD GOAL ATTEMPTS, NONE MADE (Min 8)

TOTAL	PLAYER	DATE	OPPONENT
.000 (0-9)	Elaine Powell	6/30/01	@ New York

SEASON (Min 60 FGM)

TOTAL	PLAYER	DATE
.605 (98-162)	Brianna Jones	2020

THREE-POINT FIELD GOALS MADE

	TOTAL	PLAYER	DATE	OPPONENT
GAME	8	Shekinna Stricklen	7/22/18	@ Dallas
HALF	5	Shekinna Stricklen	7/19/15	@ Washington
QTR	4	DeWanna Bonner	8/1/20	vs Minnesota
OT	2	Renee Montgomery	8/7/11	@ Phoenix (OT)
SEASON	74	Shekinna Stricklen	2019	

THREE-POINT FIELD GOAL ATTEMPTS

	TOTAL	PLAYER	DATE	OPPONENT
GAME	13	Shekinna Stricklen	8/16/19	vs Seattle
HALF	10	Renee Montgomery	7/24/10	vs Los Angeles
QTR	6	Shekinna Stricklen	8/30/19	@ New York





SUN INDIVIDUAL HIGHS

OT 3 Erin Phillips 8/21/09 @ New York
SEASON 201 Katie Douglas 2007

THREE-POINT FIELD GOAL PERCENTAGE GAME (Min 4 3PT FGM)

TOTAL **PLAYER** **DATE** **OPPONENT**
 1.00 (5-5) Rachel Banham 6/24/18 @ Indiana

MOST 3PT FIELD GOAL ATTEMPTS, ALL MADE (Min 4)

TOTAL **PLAYER** **DATE** **OPPONENT**
 1.00 (5-5) Rachel Banham 6/24/18 @ Indiana*

MOST 3PT FIELD GOAL ATTEMPTS, NONE MADE (Min 8)

TOTAL **PLAYER** **DATE** **OPPONENT**
 .000 (0-7) Jasmine Thomas 8/18/17 vs New York*

SEASON (Min 50 3PT FGM)

TOTAL **PLAYER** **DATE**
 .467 (50-107) Jonquel Jones 2018

FREE THROWS MADE

TOTAL **PLAYER** **DATE** **OPPONENT**
GAME 19 Tina Charles 6/29/13 vs Phoenix
HALF 11 Tina Charles 6/29/13 vs Phoenix
QTR 9 Katie Douglas 6/29/07 vs Indiana
OT 6 Renee Montgomery 8/10/14 vs Washington
SEASON 164 Shannon Johnson 2002

FREE THROW ATTEMPTS

TOTAL **PLAYER** **DATE** **OPPONENT**
GAME 24 Tina Charles 6/29/13 vs Phoenix
HALF 14 Tina Charles 6/29/13 vs Phoenix
QTR 10 Tina Charles 6/29/13 vs Phoenix
OT 6 Renee Montgomery 8/10/14 vs Washington
SEASON 214 Shannon Johnson 2002

FREE THROW PERCENTAGE

GAME (Min 9 FTM)
TOTAL **PLAYER** **DATE** **OPPONENT**
 1.000 (12-12) Lindsay Whalen 7/6/06 vs Charlotte*

MOST FREE THROW ATTEMPTS, ALL MADE (Min 4)

TOTAL **PLAYER** **DATE** **OPPONENT**
 1.000 (12-12) Lindsay Whalen 7/6/06 vs Charlotte*

MOST FREE THROW ATTEMPTS, NONE MADE

TOTAL **PLAYER** **DATE** **OPPONENT**
 .000 (0-6) Alyssa Thomas 8/9/10 @ Minnesota*

SEASON (Min 40 FTM)

TOTAL **PLAYER** **DATE**
 .935 (100-107) Kara Lawson 2012

REBOUNDS

TOTAL **PLAYER** **DATE** **OPPONENT**
GAME 23 Tina Charles 6/28/11 vs LA*
HALF 16 Tina Charles 6/28/11 vs LA*

QTR 9 Tina Charles 9/4/11 @ Washington
OT 6 Taj McWilliams-Franklin 8/9/00 @ Miami (2OT)
SEASON 403 Jonquel Jones 2017

SINGLE SEASON REBOUNDING AVERAGE

TOTAL **PLAYER** **DATE**
 11.9 Jonquel Jones 2017
 11.7 Tina Charles 2010
 11.0 Tina Charles 2011
 10.5 Tina Charles 2012
 10.1 Tina Charles 2013
 9.7 Jonquel Jones 2019
 9.6 Taj McWilliams-Franklin 2006
 9.0 Alyssa Thomas 2020 (22 games)

OFFENSIVE REBOUNDS

TOTAL **PLAYER** **DATE** **OPPONENT**
GAME 10 Jonquel Jones 6/27/17 vs LA*
HALF 8 Tina Charles 6/13/12 vs Los Angeles
QTR 6 Taj McWilliams-Franklin 8/9/06 @ Indiana
OT 3 Brianna Jones 9/19/19 vs Phoenix
SEASON 129 Tina Charles 2010

DEFENSIVE REBOUNDS

TOTAL **PLAYER** **DATE** **OPPONENT**
GAME 17 Tina Charles 7/7/10 @ Atlanta (OT)
HALF 11 Tina Charles 6/28/11 vs Los Angeles
QTR 8 Jonquel Jones 8/8/17 vs Seattle
OT 3 Kelsey Bone 6/19/15 @ Phoenix
SEASON 280 Jonquel Jones 2017

ASSISTS

TOTAL **PLAYER** **DATE** **OPPONENT**
GAME 13 Lindsay Whalen 6/27/04 @ Detroit
HALF 9 Renee Montgomery 8/5/10 @ Seattle
QTR 8 Natisha Hiedeman 9/14/19 vs Dallas
OT 3 Amber Holt 9/4/09 vs New York
SEASON 196 Shannon Johnson 2003

SINGLE SEASON ASSIST AVERAGE

TOTAL **PLAYER** **DATE**
 5.8 Shannon Johnson 2003
 5.4 Lindsay Whalen 2008
 5.3 Shannon Johnson 2002
 5.3 Shannon Johnson 2000
 5.1 Jasmine Thomas 2019
 5.1 Jasmine Thomas 2016
 5.1 Lindsay Whalen 2005

PERSONAL FOULS

TOTAL **PLAYER** **DATE**
SEASON 120 Chiney Ogumike 2016

DISQUALIFICATIONS

TOTAL **PLAYER** **DATE**
SEASON 4 Sheri Sam 1999





SUN INDIVIDUAL HIGHS

STEALS

	TOTAL	PLAYER	DATE	OPPONENT
GAME	7	Alyssa Thomas	7/5/17	@ San Antonio*
HALF	5	Alyssa Thomas	7/10/19	@ Atlanta
QTR	4	Courtney Williams	8/16/19	vs Seattle
OT	2	Alyssa Thomas	9/9/20	vs. Phoenix
SEASON	75	Nykesha Sales	2004	

SINGLE SEASON STEALS AVERAGE

TOTAL	PLAYER	DATE
2.21	Nykesha Sales	2004
2.19	Nykesha Sales	2001
2.16	Nykesha Sales	1999
2.15	Lindsay Whalen	2007

TURNOVERS

	TOTAL	PLAYER	DATE	OPPONENT
GAME	8	Tan White	8/16/13	@ Atlanta*
HALF	6	Tan White	8/16/13	@ Atlanta*
QTR	4	Rachel Banham	6/29/19	@ Washington
OT	2	Tina Charles	8/7/11	@ Phoenix (OT)
SEASON	121	Shannon Johnson	1999	

BLOCKS

	TOTAL	PLAYER	DATE	OPPONENT
GAME	9	Margo Dydek	6/4/05	vs. San Antonio
HALF	7	Margo Dydek	6/4/05	vs. San Antonio
QTR	4	Jonquel Jones	8/23/19	vs. Las Vegas
OT	2	Taj McWilliams-Franklin	7/10/01	vs. Miami
SEASON	85	Margo Dydek	2006	

SINGLE SEASON BLOCK AVERAGE

TOTAL	PLAYER	DATE
2.21	Nykesha Sales	2004
2.19	Nykesha Sales	2001
2.16	Nykesha Sales	1999
2.15	Lindsay Whalen	2007
2.0	Jonquel Jones	2019



SUN TEAM HIGHS

POINTS

	TOTAL	DATE	OPPONENT
GAME	110	6/1/18	@ Chicago *
HALF	64	8/5/18	vs Las Vegas
QTR	37	5/24/18	vs Los Angeles
OT	32	6/27/08	vs Cleveland (3OT)
SEASON	2,979	2018	

SCORING AVERAGE

TOTAL	DATE
87.6	2018

FIELD GOALS MADE

	TOTAL	DATE	OPPONENT
GAME	46	8/5/18	vs Las Vegas
HALF	26	8/5/18	vs Las Vegas
QTR	14	8/8/18	@ Dallas
OT	11	6/8/02	vs Cleveland (3OT)
SEASON	1,098	2017	

FIELD GOALS ATTEMPTS

	TOTAL	DATE	OPPONENT
GAME	96	8/3/10	@ Minnesota (OT)
HALF	52	8/21/09	@ New York (OT)
QTR	29	5/28/17	@ Chicago
OT	25	6/8/02	vs Cleveland (3OT)
SEASON	2,452	2017	

FIELD GOALS PERCENTAGE

	TOTAL	DATE	OPPONENT
GAME	.639	(39-61)	7/7/07 @ Los Angeles
SEASON	.466	(1144-2455)	2018

THREE-POINT FIELD GOALS MADE

	TOTAL	DATE	OPPONENT
GAME	16	7/6/07	@ Phoenix (2OT)
HALF	10	8/30/09	@ Los Angeles
QTR	6	7/14/19	@ Indiana
OT	3	8/9/00	@ Miami (2OT)
SEASON	258	2018	

THREE-POINT FIELD GOAL ATTEMPTS

	TOTAL	DATE	OPPONENT
GAME	32	6/5/18	@ Atlanta
HALF	25	7/15/18	@ Minnesota
QTR	13	6/18/08	@ Phoenix
OT	8	8/9/00	@ Miami (2OT)
SEASON	713	2019	

THREE-POINT FIELD GOAL PERCENTAGE

	TOTAL	DATE	OPPONENT
GAME	.857	(6-7)	7/26/05 vs Indiana
SEASON	.367	(258-703)	2018

FREE THROWS MADE

	TOTAL	DATE	OPPONENT
GAME	35	6/27/08	vs Atlanta (OT)
HALF	28	7/30/05	vs Detroit
QTR	19	6/3/12	vs. Washington
OT	12	6/27/08	vs. Atlanta (OT)
SEASON	549	2012	

FREE THROW ATTEMPTS

	TOTAL	DATE	OPPONENT
GAME	47	8/18/99	vs Detroit
HALF	33	7/30/05	vs. Detroit
QTR	20	6/3/12	vs. Washington
OT	17	6/27/08	vs. Atlanta (OT)
SEASON	723	2008	

FREE THROW PERCENTAGE

	TOTAL	DATE	OPPONENT
GAME	1.000	(17-17)	9/4/11 @ Washington
	1.000	(8-8)	8/11/19 @ Las Vegas*
SEASON	.827	(549-664)	2012

REBOUNDS

	TOTAL	DATE	OPPONENT
GAME	55	9/9/20	vs. Phoenix (OT)
HALF	31	5/24/03	vs. Los Angeles
QTR	19	6/20/10	@ Phoenix
OT	12	8/9/00	@ Miami (2OT)
SEASON	1,268	2006	

OFFENSIVE REBOUNDS

	TOTAL	DATE	OPPONENT
GAME	24	8/3/10	@ Minnesota (OT)
HALF	14	7/12/01	@ Charlotte
QTR	11	6/5/18	@ Atlanta
OT	7	8/9/00	@ Miami (2OT)
SEASON	397	2014	

DEFENSIVE REBOUNDS

	TOTAL	DATE	OPPONENT
GAME	37	8/20/17	vs. Phoenix*
HALF	21	9/11/20	vs Atlanta
QTR	14	6/7/09	@ New York
OT	6	6/19/15	@ Phoenix (2OT)
SEASON	926	2006	

ASSISTS

	TOTAL	DATE	OPPONENT
GAME	30	6/19/09	vs. Chicago
HALF	18	8/13/10	vs. Seattle
	18	5/19/21	vs Indiana
QTR	11	7/7/18	@ Las Vegas
OT	5	6/19/15	@ Phoenix (2OT)
SEASON	666	2018	





SUN TEAM HIGHS

PERSONAL FOULS

	TOTAL	DATE	OPPONENT
GAME	35	6/22/18	@ Atlanta
HALF	21	6/22/18	@ Atlanta
QTR	13	7/19/15	@ Washington*
OT	8	6/8/02	vs. Cleveland (3OT)
SEASON	729	2016	

STEALS

	TOTAL	DATE	OPPONENT
GAME	19	8/16/19	vs. Seattle
HALF	13	8/16/19	vs Seattle
QTR	10	8/16/19	vs. Seattle
OT	4	8/10/14	vs. Washington
SEASON	320	2001	

BLOCKS

	TOTAL	DATE	OPPONENT
GAME	11	6/6/19	vs. Los Angeles
	11	5/25/21	@ Seattle
HALF	9	8/23/19	vs Las Vegas
QTR	6	8/31/13	@ Phoenix
OT	2	7/10/01	vs. Miami
SEASON	156	2007	

TURNOVERS

	TOTAL	DATE	OPPONENT
GAME	27	6/7/00	@ Cleveland (OT)
HALF	17	8/9/19	@ Minnesota
QTR	12	7/19/09	vs. Indiana
OT	4	6/8/02	vs. Cleveland (3OT)
SEASON	532	2001	



SUN TEAM LOWS

POINTS

	TOTAL	DATE	OPPONENT
GAME	41	6/27/01	vs. Cleveland
HALF	15	9/1/15	@ Indiana
QTR	4	7/20/13	@ San Antonio
OT	1	7/30/09	@ Indiana
SEASON	2,140	2001	
	1,768	2020 (22 games)	

SCORING AVERAGE

TOTAL	DATE
66.9	2001

FIELD GOALS MADE

	TOTAL	DATE	OPPONENT
GAME	15	8/1/03	vs. Washington*
HALF	5	9/1/15	@ Indiana*
QTR	1	9/1/15	@ Indiana*
OT	0	8/22/10	@ New York
SEASON	768	2001	
	653	2020 (22 games)	

FIELD GOALS ATTEMPTS

	TOTAL	DATE	OPPONENT
GAME	43	7/30/00	@ Portland
HALF	16	6/28/00	vs. Miami
QTR	8	7/19/09	vs. Indiana
OT	4	6/14/16	vs. Washington*
SEASON	1,869	1999	
	1,530	2020 (22 games)	

FIELD GOALS PERCENTAGE

	TOTAL	DATE	OPPONENT
GAME	.238 (15-63)	8/1/03	vs. Washington
SEASON	.400 (936-2341)	2013	

THREE-POINT FIELD GOALS MADE

	TOTAL	DATE	OPPONENT
GAME	0	5/22/04	vs. Phoenix*
HALF	0	Many Times	
QTR	0	Many Times	
OT	0	Many Times	
SEASON	130	2005	
	130	2020 (22 games)	

THREE-POINT FIELD GOAL ATTEMPTS

	TOTAL	DATE	OPPONENT
GAME	4	5/28/05	vs. Phoenix*
HALF	0	6/7/13	vs. Washington*
QTR	0	Many Times	
OT	0	7/11/09	vs. Detroit*
SEASON	373	2005	

THREE-POINT FIELD GOAL PERCENTAGE

	TOTAL	DATE	OPPONENT
GAME	.000 (0-11)	5/22/04	vs. Phoenix
SEASON	.301 (141-468)	2013	

FREE THROWS MADE

	TOTAL	DATE	OPPONENT
GAME	2	5/31/13	@ Chicago*
HALF	0	6/11/19	vs. Washington*
QTR	0	Many Times	
OT	0	Many Times	
SEASON	402	2013	
	332	2020 (22 games)	

FREE THROW ATTEMPTS

	TOTAL	DATE	OPPONENT
GAME	2	8/15/07	@ Indiana
HALF	0	6/11/19	vs. Washington*
QTR	0	Many Times	
OT	0	Many Times	
SEASON	544	2013	
	440	2020 (22 games)	

FREE THROW PERCENTAGE

	TOTAL	DATE	OPPONENT
GAME	.400 (2-5)	5/31/13	@ Chicago
SEASON	.692 (465-672)	1999	

REBOUNDS

	TOTAL	DATE	OPPONENT
GAME	16	7/16/99	vs. Charlotte
HALF	5	8/12/99	vs. Cleveland
QTR	2	6/29/19	@ Dallas*
OT	1	6/15/16	vs. Minnesota*
SEASON	915	2002	
	781	2020 (22 games)	

OFFENSIVE REBOUNDS

	TOTAL	DATE	OPPONENT
GAME	2	8/14/15	vs. New York
HALF	0	8/14/15	vs. New York
QTR	0	Many Times	
OT	0	Many Times	
SEASON	306	2015	
	220	2020 (22 games)	

DEFENSIVE REBOUNDS

	TOTAL	DATE	OPPONENT
GAME	11	5/28/16	@ Seattle*
HALF	3	5/28/16	@ Seattle*
QTR	0	8/26/16	vs. Minnesota*
OT	1	6/15/16	vs. Minnesota*
SEASON	595	2002	
	561	2020 (22 games)	



SUN TEAM LOWS

ASSISTS

	TOTAL	DATE	OPPONENT
GAME	5	6/17/99	@ Detroit
HALF	1	9/7/13	@ Indiana*
QTR	0	Many Times	
OT	0	Many Times	
SEASON	469	2013	
	403	2020 (22 games)	

PERSONAL FOULS

	TOTAL	DATE	OPPONENT
GAME	7	8/26/12	vs. Chicago
HALF	2	7/20/13	@ San Antonio*
	2	7/9/21	vs Atlanta
QTR	0	Many Times	
OT	0	8/21/12	vs. Tulsa*
SEASON	530	2006	
	413	2020 (22 games)	

STEALS

	TOTAL	DATE	OPPONENT
GAME	1	6/26/18	@ Washington*
HALF	0	Many Times	
QTR	0	Many Times	
OT	0	Many Times	
SEASON	211	2008	
	202	2020 (22 games)	

TURNOVERS

	TOTAL	DATE	OPPONENT
GAME	4	7/19/17	at New York*
HALF			
QTR			
OT			
SEASON	426	2017	
	309	2020 (22 games)	

BLOCKS

	TOTAL	DATE	OPPONENT
GAME	0	Many Times	
HALF			
QTR			
OT			
SEASON	96	2004	
	69	2020 (22 games)	



OPPONENT INDIVIDUAL HIGHS

OPPONENT INDIVIDUAL HIGHS

30-POINT CLUB

GAME

44	Betty Lennox	6/27/08	vs. Atlanta (OT)
38	Kelsey Mitchell	9/8/19	@ Indiana
36	Elena Delle Donne	6/13/18	vs. Washington
36	Angel McCoughtry	7/31/11	vs. Atlanta
36	Deanna Nolan	7/24/07	vs. Detroit
35	DeWanna Bonner	9/7/12	vs. Phoenix
35	Angel McCoughtry	9/6/11	@ Atlanta
35	Diana Taurasi	6/16/06	@ Phoenix
34	Aja Wilson	7/7/18	@ Las Vegas
34	Angel McCoughtry	6/23/13	vs. Atlanta
34	Katie Smith	7/10/03	@ Minnesota
33	Diana Taurasi	8/4/17	vs. Phoenix
33	Angel McCoughtry	8/23/15	vs. Atlanta
33	Maya Moore	5/18/14	@ Minnesota
33	Angel McCoughtry	8/14/13	vs. Atlanta
33	Candace Parker	6/13/12	vs. Los Angeles
32	Arike Ogunbowale	9/4/19	vs Dallas
32	Angel McCoughtry	7/7/10	@ Atlanta (OT)
32	Iziane Castro Marques	7/7/10	@ Atlanta (OT)
32	Angel McCoughtry	5/21/10	@ Atlanta
32	Rebekkah Brunson	9/1/09	@ Sacramento
32	Katie Douglas	7/30/09	@ Indiana (OT)
32	Diana Taurasi	6/18/08	@ Phoenix
32	Lisa Leslie	6/17/06	@ Los Angeles
32	Tamika Catchings	8/7/02	@ Indiana
31	Brittney Griner	9/1/17	@ Phoenix
31	Tina Charles	8/14/15	vs. Washington
31	Tamika Catchings	6/8/12	@ Indiana
31	Cappie Pondexter	8/22/10	@ New York (OT)
31	Lauren Jackson	8/5/10	@ Seattle
31	Candace Dupree	5/31/07	@ Chicago (OT)
30	Skylar Diggins	7/5/14	@ Tulsa
30	Odyssey Sims	7/3/14	vs. Tulsa
30	Angel McCoughtry	8/16/13	@ Atlanta
30	Penny Taylor	7/6/07	@ Phoenix (2OT)
30	Tamika Catchings	9/19/04	vs. Indiana

TRIPLE-DOUBLES

TOTAL	PLAYER	DATE	GAME
11 pts; 11 asts; 10 rbs	Deanna Nolan	5/21/05	@ Detroit
12 pts; 11 rbs; 10 blks	Margo Dydek	6/7/01	@ Utah

DOUBLE-DOUBLES CAREER

TOTAL	PLAYER
14	Sylvia Fowles
11	Tamika Catchings
11	Cheryl Ford
9	Erika de Souza
9	Lisa Leslie

MINUTES

GAME	TOTAL	PLAYER	DATE	OPPONENT
53	50	Chasity Melvin	6/8/02	vs. Cleveland (3OT)
47	50	Merlakia Jones	6/8/02	vs. Cleveland (3OT)
46	47	Lindsey Harding	8/14/09	@ Washington (2OT)
46	46	Sylvia Fowles	6/23/11	@ Chicago (2OT)
46	46	Jennifer Rizzotti	6/8/02	vs. Cleveland (3OT)
42	42	Brianna Turner	9/9/20	vs Phoenix
42	42	Skylar Diggins	9/9/20	vs Phoenix

POINTS

GAME	TOTAL	PLAYER	DATE	OPPONENT
44	44	Betty Lennox	6/27/08	vs. Atlanta (OT)
30	30	Kelsey Mitchell	9/8/19	@ Atlanta
19	19	Angel McCoughtry	7/31/11	vs. Atlanta
12	12	Penny Taylor	6/8/02	vs. Cleveland (3OT)

MADE FIELD GOALS

GAME	TOTAL	PLAYER	DATE	OPPONENT
17	17	Betty Lennox	6/27/08	vs. Atlanta (OT)
10	10	Kelsey Mitchell	9/8/19	@ Indiana*
7	7	Liz Cambage	8/8/19	@ Dallas*
4	4	Penny Taylor	6/8/02	vs. Cleveland (3OT)

FIELD GOAL ATTEMPTS

GAME	TOTAL	PLAYER	DATE	OPPONENT
33	33	Angel McCoughtry	6/23/13	vs. Atlanta
20	20	Alana Beard	8/14/09	@ Washington (2OT)
12	12	Angel McCoughtry	6/23/13	vs. Atlanta
7	7	Penny Taylor	6/8/02	vs. Cleveland (3OT)

MOST FIELD GOAL ATTEMPTS, ALL MADE (MIN 5 FGM)

1.000 (8-8)	Crystal Langhorne	5/28/16	@ Seattle*
-------------	-------------------	---------	------------

MOST FIELD GOAL ATTEMPTS, NONE MADE

.000 (0-10)	Nicole Powell	6/24/05	@ Sacramento*
-------------	---------------	---------	---------------

FIELD GOAL PERCENTAGE (MINIMUM 8 FGM)

1.000 (8-8)	Crystal Langhorne	5/28/16	@ Seattle*
-------------	-------------------	---------	------------

MADE THREE-POINT FIELD GOALS

GAME	TOTAL	PLAYER	DATE	OPPONENT
9	9	Kelsey Mitchell	9/8/19	at Indiana
7	7	Kelsey Mitchell	9/8/19	at Indiana
4	4	Shekinna Stricklen	8/10/20	@ Atlanta*
2	2	Penny Taylor	6/8/02	vs. Cleveland (3OT)
2	2	Sue Bird	5/25/21	@Seattle





OPPONENT INDIVIDUAL HIGHS

THREE-POINT FIELD GOAL ATTEMPTS

	TOTAL	PLAYER	DATE	OPPONENT
GAME	13	Kelsey Mitchell	9/8/19	at Indiana *
HALF	9	Kelsey Mitchell	9/8/19	at Indiana *
QTR	7	Becky Hammon	7/17/09	@ San Antonio
OT	4	Shay Murphy	7/13/12	@ Chicago

OFFENSIVE REBOUNDS

	TOTAL	PLAYER	DATE	OPPONENT
GAME	10	Liz Cambage	7/19/13	@ Tulsa
HALF	6	Jessica Breland	9/7/13	@ Indiana *
QTR	5	Liz Cambage	7/19/13	@ Tulsa
OT	3	DeWanna Bonner	8/7/11	@ Phoenix

THREE-POINT FIELD GOAL PERCENTAGE (MIN 5 3PT-FGM)

1.000 (6-6)	Tamika Catchings	7/3/02	vs. Indiana
-------------	------------------	--------	-------------

MOST THREE-POINT FIELD GOAL ATTEMPTS, NONE MADE

.000 (0-7)	Epiphanny Prince	8/18/13	@ Chicago
------------	------------------	---------	-----------

DEFENSIVE REBOUNDS

	TOTAL	PLAYER	DATE	OPPONENT
GAME	17	Elena Baranova	8/20/05	vs. New York
HALF	10	Tina Charles	7/19/17	@ New York *
QTR	7	Sylvia Fowles	8/18/13	@ Chicago
OT	3	Tina Thompson	7/1/12	vs. Seattle

MADE FREE THROWS

	TOTAL	PLAYER	DATE	OPPONENT
GAME	13	Tamika Catchings	7/30/09	@ Indiana (OT)
HALF	10	Brittney Griner	9/1/17	@ Phoenix *
QTR	9	Diana Taurasi	6/16/06	@ Phoenix
OT	7	Epiphanny Price	6/23/11	@ Chicago (2OT)

ASSISTS

	TOTAL	PLAYER	DATE	OPPONENT
GAME	13	Courtney Vandersloot	5/30/14	@ Chicago
HALF	9	Courtney Vandersloot	5/30/14	@ Chicago *
QTR	8	Lindsay Whalen	8/3/10	@ Minnesota (OT)
OT	4	Shalee Lehning	7/7/10	@ Atlanta

FREE THROW ATTEMPTS

	TOTAL	PLAYER	DATE	OPPONENT
GAME	15	Monique Currie	9/13/08	vs. Washington
HALF	12	Nicky Anosike	8/7/09	@ Minnesota
QTR	10	Cappie Pondexter	6/15/14	vs. New York *
OT	8	Epiphanny Price	6/23/11	@ Chicago (2OT)

STEALS

	TOTAL	PLAYER	DATE	OPPONENT
GAME	8	Tamika Catchings	7/13/05	@ Indiana
HALF	5	Maya Moore	6/18/14	@ Minnesota
QTR	5	Maya Moore	6/18/14	@ Minnesota
OT	3	Kia Vaughn	6/14/16	vs. Washington (3OT)

FREE THROW PERCENTAGE (MINIMUM 10 FTM)

1.000 (12-12)	Swin Cash	7/1/11	vs. Seattle
1.000(12-12)	Cheyenne Parker	8/8/20	vs. Chicago

MOST FREE THROW ATTEMPTS, NONE MADE

.000 (0-4)	Jasmine Hassell	8/1/13	vs. Indiana
------------	-----------------	--------	-------------

TURNOVERS

	TOTAL	PLAYER	DATE	OPPONENT
GAME	9	Nikki Teasley	6/14/04	@ Los Angeles (OT)
	9	Natasha Howard	9/15/21	vs. New York
	9	Sabrina Ionescu	9/15/21	vs. New York
HALF	7	Chelsea Gray	6/6/19	vs. Los Angeles
QTR	5	Natasha Howard	8/16/19	vs. Seattle *
OT	3	Sheri Sam	7/10/01	vs. Miami

REBOUNDS

	TOTAL	PLAYER	DATE	OPPONENT
GAME	22	Sylvia Fowles	5/31/13	@ Chicago
HALF	14	Sylvia Fowles	8/18/13	@ Chicago
QTR	10	Sylvia Fowles	5/31/13	@ Chicago
OT	5	Marlies Askamp	8/9/00	@ Miami (2OT)

BLOCKED SHOTS

	TOTAL	PLAYER	DATE	OPPONENT
GAME	10	Margo Dydek	6/7/01	@ Utah
HALF	6	Margo Dydek	6/7/01	@ Utah
QTR	5	Kiah Stokes	7/16/15	@ New York
OT	3	Crystal Robinson	7/29/99	vs. New York



OPPONENT TEAM HIGHS

OPPONENT TEAM HIGHS

POINTS

	TOTAL	DATE	OPPONENT
GAME	111	8/3/10	@ Minnesota (OT)
HALF	65	6/13/18	vs. Washington
QUARTER	40	8/23/15	vs. Atlanta
OVERTIME	28	6/8/02	vs. Cleveland (3OT)
SEASON	2,715	2010	

MADE FIELD GOALS

	TOTAL	DATE	OPPONENT
GAME	43	6/23/11	@ Chicago (2OT)
HALF	25	6/23/19	@ Chicago
QUARTER	15	7/30/10	vs. Atlanta
OVERTIME	8	6/8/02	vs. Cleveland (3OT)
SEASON	1,022	2017	

FIELD GOAL ATTEMPTS

	TOTAL	DATE	OPPONENT
GAME	96	7/6/07	@ Phoenix (2OT)
HALF	50	7/30/10	vs. Atlanta
QUARTER	26	8/8/18	@ Dallas
OVERTIME	18	6/8/02	vs. Cleveland (3OT)
SEASON	2,357	2006	

FIELD GOAL PERCENTAGE

GAME	.621 (36-58)	7/1/03	@ New York
SEASON	.443 (972-2,195)	2014	
	.443 (634-1431)	2020	

MADE THREE-POINT FIELD GOALS

	TOTAL	DATE	OPPONENT
GAME	15	9/8/19	@ Indiana *
HALF	10	8/23/15	vs. Atlanta
QUARTER	7	8/23/15	vs. Atlanta
OVERTIME	4	6/8/02	vs. Cleveland (3OT)
SEASON	217	2019	

THREE-POINT FIELD GOAL ATTEMPTS

	TOTAL	DATE	OPPONENT
GAME	33	9/9/20	vs Phoenix (OT)
HALF	19	8/8/17	vs. Seattle
	19	6/29/21	@ Washington
QUARTER	12	6/29/21	@ Washington
OVERTIME	7	6/8/02	vs. Cleveland (3OT)
SEASON	704	2019	

THREE-POINT FIELD GOAL PERCENTAGE (minimum 5 made)			
GAME	.833 (5-6)	8/21/99	@ Detroit
SEASON	.378 (145-384)	2004	

MADE FREE THROWS

	TOTAL	DATE	OPPONENT
GAME	33	8/29/09	@ Phoenix
HALF	26	5/29/14	@ Indiana *
QUARTER	15	7/10/19	@ Atlanta
OVERTIME	10	8/3/10	@ Minnesota
SEASON	647	2016	

FREE THROW ATTEMPTS

	TOTAL	DATE	OPPONENT
GAME	44	7/12/02	vs. Charlotte
HALF	33	5/29/14	@ Indiana
QUARTER	23	6/16/06	@ Phoenix
OVERTIME	10	6/23/11	@ Chicago (2OT)
SEASON	792	2016	

FREE THROW PERCENTAGE (MINIMUM 10 MADE)

GAME	1.000 (23-23)	7/13/14	vs. Los Angeles
	1.000 (12-12)	9/3/20	vs Las Vegas
SEASON	.824	2021	

REBOUNDS

	TOTAL	DATE	OPPONENT
GAME	62	7/19/13	@ Tulsa
HALF	33	7/19/13	@ Tulsa *
QUARTER	18	7/19/13	@ Tulsa *
OVERTIME	12	6/8/02	vs. Cleveland (3OT)
SEASON	1,279	2013	

OFFENSIVE REBOUNDS

	TOTAL	DATE	OPPONENT
GAME	25	7/19/13	@ Tulsa
HALF	14	7/19/13	@ Tulsa
QUARTER	10	6/28/11	vs. Los Angeles
OVERTIME	5	8/7/11	@ Phoenix (OT)
SEASON	379	2013	

DEFENSIVE REBOUNDS

	TOTAL	DATE	OPPONENT
GAME	40	7/7/10	@ Atlanta (OT)
HALF	23	8/9/19	@ Minnesota
QUARTER	14	8/5/14	vs. Chicago
OVERTIME	7	7/13/08	@ Los Angeles





OPPONENT TEAM HIGHS

SEASON 945 2009
2021

ASSISTS

	TOTAL	DATE	OPPONENT
GAME	30	5/30/14	@ Chicago
HALF	18	8/3/10	@ MinnEsota (OT)
QUARTER	10	8/25/17	vs. Chicago*
OVERTIME	5	8/19/11	@ Atlanta (OT)
	5	5/30/21	@ Minnesota
SEASON	667	2019	

PERSONAL FOULS

	TOTAL	DATE	OPPONENT
GAME	34	6/27/08	vs. Atlanta (OT)
HALF	22	9/19/04	vs. Indiana
QUARTER	12	6/29/13	vs. Phoenix
OVERTIME	11	6/27/08	vs. Atlanta (OT)
SEASON	703	2008	

STEALS

	TOTAL	DATE	OPPONENT
GAME	19	7/13/05	@ Indiana
HALF	13	8/6/05	@ Indiana
QUARTER	7	8/9/19	@ Minnesota
OVERTIME	3	6/7/00	@ Cleveland
SEASON	298	2001	

TURNOVERS

	TOTAL	DATE	OPPONENT
GAME	27	8/16/19	vs. Seattle
HALF	17	6/7/14	vs. Indiana
QUARTER	11	8/16/19	vs. Seattle
	11	9/15/21	vs. New York
OVERTIME	4	7/22/15	@ Minnesota*
SEASON	549	2009	

BLOCKED SHOTS

	TOTAL	DATE	OPPONENT
GAME	13	5/23/21	@ Las Vegas
HALF	10	5/23/21	@ Las Vegas
QUARTER	5	8/16/13	@ Atlanta
OVERTIME	3	7/29/99	vs. New York
SEASON	152	2016	





OPPONENT TEAM LOWS

OPPONENT TEAM LOWS

POINTS

	TOTAL	DATE	OPPONENT
GAME	43	9/3/04	vs. New York
HALF	17	7/20/07	vs. Seattle
QUARTER	4	8/3/06	vs. Los Angeles
OVERTIME	2	6/19/15	@ Phoenix
SEASON	2,205	2001	

MADE FIELD GOALS

	TOTAL	DATE	OPPONENT
GAME	16	7/12/02	vs. Charlotte
HALF	6	8/13/09	vs. Seattle
QUARTER	1	8/9/06	@ Indiana
OVERTIME	1	6/26/15	vs. Los Angeles *
SEASON	804	2002	

FIELD GOAL ATTEMPTS

	TOTAL	DATE	OPPONENT
GAME	45	7/8/02	vs. Washington *
HALF	19	8/11/01	vs. Miami
QUARTER	8	6/7/14	vs. Indiana *
OVERTIME	4	7/30/09	@ Indiana (OT)
SEASON	1,831	2001	

FIELD GOAL PERCENTAGE

	TOTAL	DATE	OPPONENT
GAME	254 (16-63)	7/21/01	vs. Minnesota
SEASON	.398 (835-2,100)	2005	

MADE THREE-POINT FIELD GOALS

	TOTAL	DATE	OPPONENT
GAME	0	6/11/15	vs.Chicago *
HALF	0	Many Times	
QUARTER	0	Many Times	
OVERTIME	0	Many Times	
SEASON	122	2005	

THREE-POINT FIELD GOAL ATTEMPTS

	TOTAL	DATE	OPPONENT
GAME	1	8/6/13	vs. Los Angeles
HALF	0	Many Times	
QUARTER	0	Many Times	
OVERTIME	0	Many Times	
SEASON	384	2004	

THREE-POINT FIELD GOAL PERCENTAGE

	TOTAL	DATE	OPPONENT
GAME	.000 (0-14)	8/9/09	vs. Washington
SEASON	.305 (122-400)	2005	

MADE FREE THROWS

	TOTAL	DATE	OPPONENT
GAME	2	5/28/19	vs. Indiana *
HALF	0	Many Times	
QUARTER	0	Many Times	
OVERTIME	0	6/14/16	vs. Washington (3OT)*
SEASON	358	2006	
	340	2020 (22 games)	

FREE THROW ATTEMPTS

	TOTAL	DATE	OPPONENT
GAME	2	6/24/03	@ Washington
HALF	0	8/15/17	@ Atlanta *
QUARTER	0	Many Times	
OVERTIME	06/14/16	vs. Washington (3OT)*	
SEASON	495	2000	
	415	2020 (22 games)	

FREE THROW PERCENTAGE

	TOTAL	DATE	OPPONENT
GAME	.400 (2-5)	7/25/17	vs. Chicago *
SEASON	.709 (431-608)	1999	

REBOUNDS

	TOTAL	DATE	OPPONENT
GAME	13	8/11/01	vs. Miami
	13	6/29/21	@ Washington
HALF	4	8/11/01	vs. Miami
	4	6/29/21	@ Washington
QUARTER	1	9/15/21	vs New York
OVERTIME	1	6/19/15	vs Indiana *
SEASON	875	2021	
	725	2020 (22 games)	

OFFENSIVE REBOUNDS

	TOTAL	DATE	OPPONENT
GAME	1	8/4/15	vs. San Antonio*
HALF	0	Many Times	
QUARTER	0	Many Times	
OVERTIME	0	Many Times	
SEASON	188	2021	
	155	2020 (22 games)	



OPPONENT TEAM LOWS

DEFENSIVE REBOUNDS

	TOTAL	DATE	OPPONENT
GAME	10	6/9/01	vs. Charlotte
HALF	2	9/13/08	vs. Washington
QUARTER	0	8/15/14	vs. Washington*
	0	6/29/21	@ Washington
OVERTIME	0	5/31/07	@ Chicago
SEASON	659	2001	
	570	2020 (22 games)	

BLOCKED SHOTS

	TOTAL	DATE	OPPONENT
GAME	0		Many Times
HALF	0		Many Times
QUARTER	0		Many Times
OVERTIME	0		Many Times
SEASON	79	2005	

ASSISTS

	TOTAL	DATE	OPPONENT
GAME	4	6/24/05	@ Sacramento
HALF	1	6/24/05	@ Sacramento
QUARTER	0	7/2/16	@ Dallas*
OVERTIME	0	7/15/16	vs. Los Angeles*
SEASON	495	2005	
	405	2020 (22 games)	

PERSONAL FOULS

	TOTAL	DATE	OPPONENT
GAME	8	9/4/15	@ San Antonio
HALF	2	8/29/15	vs New York
QUARTER	0	9/1/15	@ Indiana
OVERTIME	0	9/6/19	vs Chicago*
SEASON	550	2015	
	339	2020 (22 games)	

STEALS

	TOTAL	DATE	OPPONENT
GAME	0	6/1/03	@ San Antonio
	0	7/11/21	@ New York
HALF	0		Many Times
QUARTER	0		Many Times
OVERTIME	0		Many Times
SEASON	239	2004	
	165	2020 (22 games)	

TURNOVERS

	TOTAL	DATE	OPPONENT
GAME	4	7/7/05	@ New York
HALF	1	6/19/14	vs. Minnesota*
	1	5/21/21	@ Phoenix
QUARTER	0		Many Times
OVERTIME	0		Many Times
SEASON	425	2005	
	347	2020 (22 games)	



ATLANTA DREAM

IMPORTANT INFORMATION

ADDRESS.....101 MARIETTA STREET., NW, SUITE 3550 ATLANTA, GA 30303
 PHONE678) 510-7704
 ARENA.....GATEWAY CENTER ARENA(3,500)
 OFFICIAL WEBSITE.....DREAM.WNBA.COM
 COLORS.....RED, GREY, WHITE, LIGHT BLUE
 TV.....FOX SPORTS SOUTHEAST AND SPORTSSOUTH
 SOCIAL MEDIA.....@ATLANTADREAM

DIRECTORY

OWNER.....LARRY GOTTESDIENER, SUZANNE ABAIR, RENEE MONTGOMERY
 TEAM PRESIDENT/COO.....MORGAN SHAW PARKER
 HEAD COACH.....TANISHA WRIGHT
 ASSISTANT COACH.....CHRISTIE SIDES
 ASSISTANT COACH.....PAUL GORISS
 ASSISTANT COACH.....BARBARA TURNER
 ATHLETIC TRAINER.....NATALIE TROTTER
 PLAYER DEVELOPMENT COACH.....DALE MCNEIL
 STRENGTH & CONDITIONING COACH.....DREW WILLIAMS
 DIRECTOR OF BASKETBALL OPERATIONS.....BROOKLYN CARTWRIGHT
 PUBLIC RELATIONS MANAGER.....KELSEY BIBIK

ALL-TIME SERIES: 25-27

2021 vs ATL: 3-0

2022 SCHEDULE: June 15 vs. ATL
 June 26 @ ATL
 July 15 @ ATL

ALL-TIME PLAYOFF RESULTS

SUN VS. DREAM AT CON 0-1
 SUN VS. DREAM AT ATL 0-1
 SUN VS. DREAM OVERALL 0-2

SUN VS. DREAM 2021 (3-0)

DATE	SITE	CON-ATL	SUN HIGH SCORER	DREAM HIGH SCORER
5.8.2021	ATL	78-67	26- JONQUEL JONES	14- ODYSEY SIMS, COURTNEY WILLIAMS
7.9.2021	CON	84-72	24- JONQUEL JONES	15- CHEYENNE PARKER
9.19.2021	CON	84-64	16- NATISHA HIEDEMAN	18- COURTNEY WILLIAMS



CHICAGO SKY

IMPORTANT INFORMATION

ADDRESS.....2301 S. LAKE SHORE DRIVE, LAKESIDE CENTER EAST BUILDING, CHICAGO, IL 60616
 PHONE312-828-9550
 ARENA.....WINTRUST ARENA (10,387)
 OFFICIAL WEBSITE.....SKY.WNBA.COM
 COLORS.....SKY BLUE, RADIANT YELLOW, BLACK, WHITE
 SOCIAL MEDIA.....@CHICAGOSKY

DIRECTORY

OWNER.....MICHAEL ALTER, HARVEY ALTER, JOHN ROGERS, MARGARET STENDER
 TEAM PRESIDENT/CEO.....ADAM FOX
 HEAD COACH.....JAMES WADE
 ASSISTANT COACH.....EMRE VATANSEVER
 ASSISTANT COACH.....TONYA EDWARDS
 ASSISTANT COACH.....ANN WAUTERS
 ATHLETIC TRAINER.....BRIA ADAMS
 VICE PRESIDENT OF BASKETBALL OPERATIONS/STRENGTH COACH..... ANN CROSBY
 DIRECTOR OF PUBLIC RELATIONS.....KELLY KANE

All-Time Series: 31-30

2021 vs CHI: 2-5

2022 Schedule: June 10 vs. CHI
 June 29 @ CHI
 July 31 vs. CHI

ALL-TIME PLAYOFF RESULTS

SUN VS. SKY AT CON 1-1
 SUN VS. SKY AT CHI 1-2
 SUN VS. SKY OVERALL 2-3

SUN VS. SKY 2021 (2-5)

DATE	SITE	CON-CHI	SUN HIGH SCORER	SKY HIGH SCORER
6.17.2021	CHI	75-81	20- JASMINE THOMAS	18- KAHLEAH COPPER
6.19.2021	CHI	81-91	22- BRIONNA JONES	18- COURTNEY VANDERSLOOT
6.27.2021	CON	74-58	23- DEWANNA BONNER	11-KAHLEAH COPPER/COURTNEY VANDERSLOOT



DALLAS WINGS



IMPORTANT INFORMATION

ADDRESS.....1500 EAST BORDER STREETSUITE 250 ARLINGTON, TX 76010
 PHONE(817) 469-9464
 ARENA.....COLLEGE PARK CENTER (7,000)
 OFFICIAL WEBSITE.....DALLASWINGS.COM
 COLORS.....NAVY, VOLT GREEN, CYAN
 TV.....FOX SPORTS SOUTHWEST
 SOCIAL MEDIA.....@DALLASWINGS

All-Time Series: 39-29

2021 vs DAL: 3-0

2022 Schedule: May 24 vs. DAL
 May 26 vs. DAL
 July 5 @ DAL

ALL-TIME PLAYOFF RESULTS

SUN VS. WINGS AT CON 0-0
 SUN VS. WINGS AT DAL 0-0
 SUN VS. WINGS OVERALL 0-0

DIRECTORY

OWNER.....BILL CAMERON
 TEAM PRESIDENT.....GREG BIBB
 GENERAL MANAGER/HEAD COACH.....VICKIE JOHNSON
 ASSISTANT COACH.....LE'COE WILLINGHAM
 ASSISTANT COACH.....KELLY RAIMON
 PLAYER DEVELOPMENT COACH.....ZAK BUNCIK
 ATHLETIC TRAINER.....ALLISON RUSSEL
 DIRECTOR OF BASKETBALL OPERATIONS.....TRAVIS CHARLES
 MANAGER OF TEAM OPERATIONS.....AMANDA MILLER
 DIRECTOR OF PLAYER PERFORMANCE.....TOM KIRSCH
 PUBLIC RELATIONS MANAGER.....ANDREW HATFIELD

SUN VS. WINGS 2021 (3-0)

DATE	SITE	CON-DAL	SUN HIGH SCORER	WINGS HIGH SCORER
6.22.2021	CON	80-70	26- BRIONNA JONES	18- ARIKE OGUNBOWALE
8.15.2021	DAL	80-59	19- JONQUEL JONES	20- ARIKE OGUNBOWALE
9.7.2021	DAL	83-56	18- BRIONNA JONES	16- MARINA MABREY



INDIANA FEVER



IMPORTANT INFORMATION

ADDRESS.....125 S. PENNSYLVANIA STREET INDIANAPOLIS, IND. 46204
 PHONE(317) 917-2500
 ARENA.....BANKERS LIFE FIELDHOUSE(9,643)
 OFFICIAL WEBSITE.....FEVERBASKETBALL.COM
 COLORS.....NAVY BLUE, RED, GOLD
 TV.....FOX SPORTS INDIANA
 SOCIAL MEDIA.....@INDIANAFEVER

All-Time Series: 47-31
2021 vs IND: 2-1
2022 Schedule: May 20 vs. IND
 May 22 @ IND
 June 8 vs.IND
 July 13 @ IND

ALL-TIME PLAYOFF RESULTS

SUN VS. FEVER AT CON 3-1
 SUN VS. FEVER AT IND 1-3
 SUN VS. FEVER OVERALL 4-4

DIRECTORY

OWNER.....HERBERT SIMON
 TEAM PRESIDENT.....ALLISON BARBER
 VICE PRESIDENT, BASKETBALL OPERATIONS/GENERAL MANAGER.....TAMIKA CATCHINGS
 HEAD COACH.....MARIANNE STANLEY
 ASSISTANT COACH.....CARLOS KNOX
 ASSISTANT COACH.....VICKI HALL
 ASSISTANT COACH.....JHARED SIMPSON
 ATHLETIC TRAINER.....RYAN NEWTON
 DIRECTOR OF BASKETBALL OPERATIONS.....HILLARY SPEARS
 STRENGTH AND CONDITIONING COACH.....SHANNON PARRERSON
 DIRECTOR OF COMMUNICATIONS.....RYAN STEVENS

SUN VS. FEVER 2021 (2-1)

DATE	SITE	CON-IND	SUN HIGH SCORER	FEVER HIGH SCORER
5.16.2021	CON	88-67	19- NATISHA HIEDEMAN	12- DANIELLE ROBINSON
7.1.2021	IND	86-80	34- BRIONNA JONES	21- KELSEY MITCHELL
7.3.2021	IND	67-73	16- JONQUEL JONES	19- DANIELLE ROBINSON



LAS VEGAS ACES

IMPORTANT INFORMATION

ADDRESS.....3950 LAS VEGAS BLVD LAS VEGAS, NV 89119
 PHONE702-692-2237
 ARENA.....MICHELOB ULTRA ARENA(12,000)
 OFFICIAL WEBSITE.....LASVEGASACES.COM
 COLORS.....RED, BLACK, GOLD, SILVER
 TV.....FOX SPORTS SOUTHWEST
 SOCIAL MEDIA.....@LVACES

All-Time Series: 31-17

2021 vs ATL: 3-0

2022 Schedule: May 31 @ LVA
 June 2 @ LVA
 July 17 vs. LVA

ALL-TIME PLAYOFF RESULTS

SUN VS. ACES AT CON 2-2
 SUN VS. ACES AT LVA 2-3
 SUN VS. ACES OVERALL 4-5

DIRECTORY

OWNER.....MARK DAVIS
 TEAM PRESIDENT.....NIKKI FARGAS
 GENERAL MANAGER.....NATALIE WILLIAMS
 HEAD COACH.....BECKY HAMMON
 ASSISTANT COACH.....NATALIE NAKASE
 ASSISTANT COACH.....TYLER MARSH
 ASSISTANT COACH.....CHARLENE THOMAS-SWINSON
 ATHLETIC TRAINER.....MICHELLE ANUMBA
 STRENGTH COACH.....ERIN CONNER
 DIRECTOR OF BASKETBALL OPERATIONS.....TONYA HOLLEY
 MANAGER OF BASKETBALL OPERATIONS.....KERI LAIMBEER
 DIRECTOR OF MEDIA RELATIONS.....JOHN MAXWELL

SUN VS. ACES 2021 (3-0)

DATE	SITE	CON-LVA	SUN HIGH SCORER	ACES HIGH SCORER
5.23.2021	LVA	72-65	22-DEWANNA BONNER	14- A'JA WILSON
6.1.2021	CON	74-67	23- JONQUEL JONES	28- LIZ CAMBAGE
8.24.2021	CON	76-62	19- BRIANN JANUARY	15- CHELSEA GRAY



LOS ANGELES SPARKS



IMPORTANT INFORMATION

ADDRESS..... 865 S. FIGUEROA ST. SUITE 104 LOS ANGELES, CA 90017
 PHONE(213)-929-1300
 ARENA.....CRYPTO.COM ARENA(19,079)
 OFFICIAL WEBSITE.....SPARKS.WNBA.COM
 COLORS.....PURPLE, GOLD, BLACK, WHITE
 TV.....SPECTRUM SPORTSNET AND TIME WARNER CABLE SOCAL 101
 SOCIAL MEDIA.....@LASPARKS

All-Time Series: 31-25

2021 vs LAS: 3-0

2022 Schedule: May 14 vs. LAS
 August 9 @ LAS
 August 11 @ LAS

ALL-TIME PLAYOFF RESULTS

SUN VS. SPARKS AT CON 2-0
 SUN VS. SPARKS AT LAS 2-0
 SUN VS. SPARKS OVERALL 4-0

DIRECTORY

OWNER..... EARVIN "MAGIC" JOHNSON AND MARK R. WALTER
 TEAM PRESIDENT.....NATALIE WHITE
 GENERAL MANAGER/HEAD COACH.....DEREK FISHER
 ASSISTANT COACH.....LATRICIA TRAMMELL
 ASSISTANT COACH.....FRED WILLIAMS
 ASSISTANT COACH.....SEIMONE AUGUSTUS
 HEAD ATHLETIC TRAINER.....COURTNEY WATSON
 VICE PRESIDENT OF PLAYER PERSONNEL.....MICHAEL FISCHER
 STRENGTH & CONDITIONING COACH.....CODY HAMANE
 DIRECTOR OF BASKETBALL OPERATIONS.....KARI KORVER
 DIRECTOR OF PUBLIC RELATIONS & COMMUNICATIONS.....ELI HOROWITZ

SUN VS. DREAM 2021 (3-0)

DATE	SITE	CON-LAS	SUN HIGH SCORER	SPARKS HIGH SCORER
8.26.2021	CON	76-72	23- BRIONNA JONES	18- NIA COFFEY
8.28.2021	CON	76-61	16- BRIONNA JONES	15- ERICA WHEELER
9.9.2021	LAS	75-57	21- JONQUEL JONES	12- NNEKA OGWUMIKE/NIA COFFEY





MINNESOTA LYNX



IMPORTANT INFORMATION

ADDRESS..... 600 FIRST AVENUE NORTH MINNEAPOLIS, MN 55403
 PHONE(612)-673-1600
 ARENA.....TARGET CENTER (19,356)
 OFFICIAL WEBSITE.....LYNXBASKETBALL.COM
 COLORS.....MIDNIGHT NAVY BLUE, LAKE BLUE, AURORA GREEN, MOONLIGHT GREY
 TV.....BALLY SPORTS NORTH
 SOCIAL MEDIA.....@MINNESOTALYNX

All-Time Series: 24-25

2021 vs MIN: 2-1

2022 Schedule: July 22 @ MIN
 July 24 @ MIN

August 14 vs. MIN

ALL-TIME PLAYOFF RESULTS

SUN VS. LYNX AT CON 0-0
 SUN VS. LYNX AT MIN 0-0
 SUN VS. LYNX OVERALL 0-0

DIRECTORY

OWNER.....GLEN TAYLOR
 GENERAL MANAGER/HEAD COACH.....CHERYL REEVE
 ASSISTANT GENERAL MANAGER.....CLARE DUWELIUS
 ASSISTANT COACH.....PLENETTE PIERSON
 ASSISTANT COACH.....KATIE SMITH
 ASSISTANT COACH.....REBEKKAH BRUNSON
 HEAD ATHLETIC TRAINER.....CHUCK BARTA
 VICE PRESIDENT OF COMMUNICATIONS.....BRI BAUER
 BASKETBALL OPERATIONS COORDINATOR.....MICHELLE BLEXRUD
 DIRECTOR OF BASKETBALL COMMUNICATIONS.....SARA PEREZ
 BASKETBALL COMMUNICATIONS MANAGER.....CYMONNE NEW

SUN VS. LYNX 2021 (2-1)

DATE	SITE	CON-MIN	SUN HIGH SCORER	LYNX HIGH SCORER
5.30.2021	MIN	74-79	22- JONQUEL JONES	24- SYLVIA FOWLES
8.17.2021	CON	72-60	19- JASMINE THOMAS	14- SYLVIA FOWLES
8.19.2021	CON	82-71	31- DEWANNA BONNER	18- SYLVIA FOWLES





NEW YORK LIBERTY

IMPORTANT INFORMATION

ADDRESS.....168 39TH STREET BROOKLYN, NY 11232
 PHONE(718)-624-7000
 ARENA.....BARCLAYS CENTER (17,732)
 OFFICIAL WEBSITE.....NYLIBERTY.COM
 COLORS.....SEAFOAM GREEN, BLACK, WHITE
 TV.....YES NETWORK
 SOCIAL MEDIA.....@NYLIBERTY

All-Time Series: 46-39

2021 vs ATL: 3-0

2022 Schedule: May 7 @ NYL
 May 17 @ NYL
 June 22 vs. NYL
 July 19 vs. NYL

ALL-TIME PLAYOFF RESULTS

SUN VS. LIBERTY AT CON 3-1
 SUN VS. LIBERTY AT NYL 1-1
 SUN VS. LIBERTY OVERALL 4-2

DIRECTORY

BOARD OF GOVENORS.....JOE TSAI AND CLARA WU TSAI
 GENERAL MANAGER.....JONATHAN KOLB
 HEAD COACH.....SANDY BRONDELLO
 ASSISTANT COACH.....OLAF LANGE
 ASSISTANT COACH.....RONEEKA HODGES
 ASSISTANT COACH.....ZACH O'BRIEN
 EQUIPMENT MANAGER.....ASHLEY GARRISON
 DIRECTOR OF PLAYER CARE.....ADAMA WOLF
 HEAD ATHLETIC TRAINER.....THEREESA D. ACOSTA
 STRENGTH AND CONDITIONING.....EMILY ZALER
 BASKETBALL OPERATIONS MANAGER.....SADIE EDWARDS
 DIRECTOR OF PUBLIC RELATIONS & COMMUNICATIONS.....ALESIA HOWARD

SUN VS. LIBERTY 2021 (3-0)

DATE	SITE	CON-NYL	SUN HIGH SCORER	LIBERTY HIGH SCORER
6.5.201	CON	85-64	31- JONQUEL JONES	14- REBECCA ALLEN
7.11.2021	NYL	71-54	17- JONQUEL JONES	16- KYLEE SHOOK
9.15.2021	CON	98-69	18- DEWANNA BONNER	25- NATASHA HOWARD



PHOENIX MERCURY

IMPORTANT INFORMATION

ADDRESS.....201 E. JEFFERSON STREET PHOENIX, AZ 85004
 PHONE(602)-379-2000
 ARENA.....FOOTPRINT CENTER (9,629)
 OFFICIAL WEBSITE.....MERCURY.WNBA.COM
 COLORS.....PURPLE, ORANGE, LIGHT GRAY, BLACK
 TV.....BALLY SPORTS ARIZONA
 SOCIAL MEDIA.....@PHOENIX MERCURY



All-Time Series: 27-22

2021 vs PHX: 3-0

2022 Schedule: June 3 @ PHX
 August 2 vs. PHX
 August 4 vs. PHX

ALL-TIME PLAYOFF RESULTS

SUN VS. MERCURY AT CON 0-2
 SUN VS. MERCURY AT PHX 0-0
 SUN VS. MERCURY OVERALL 0-2

DIRECTORY

OWNER.....ROBERT SARVER
 GENERAL MANAGER.....JIM PITMAN
 HEAD COACH.....VANESSA NYGAARD
 ASSISTANT COACH.....CRYSTAL ROBINSON
 ASSISTANT COACH.....NIKKI BLUE
 ATHLETIC TRAINER.....HANNAH WENBERTSMAN
 STRENGTH AND CONDITIONING COACH.....DERRICK NILLISSEN
 MANAGER OF BASKETBALL COMMUNICATIONS.....BRYCE MARSEE

SUN VS. MERCURY 2021 (3-0)

DATE	SITE	CON-PHX	SUN HIGH SCORER	MERCURY HIGH SCORER
5.16.2021	CON	86-78	27- DEWANNA BONNER	19- DIANA TAURASI
5.21.2021	PHX	84-67	16- JONQUEL JONES	20- SKYLAR DIGGINS-SMITH
9.11.2021	PHX	76-67	17- JASMINE THOMAS	25- BRITTNEY GRINER





SEATTLE STORM

IMPORTANT INFORMATION

ADDRESS..... 3411 THORNDYKE AVE W SEATTLE, WA 98119
 PHONE(206)217-9622
 ARENA.....CLIMATE PLEDGE ARENA (18,100)
 OFFICIAL WEBSITE.....STORM.WNBA.COM
 COLORS.....THUNDER GREEN, LIGHTNING YELLOW, BOLT GREEN
 TV.....JOETV
 SOCIAL MEDIA.....@SEATTLESTORM

All-Time Series: 24-22

2020 vs SEA: 0-3

2021 Schedule: June 5 @ SEA
 June 17 vs. SEA
 July 28 vs. SEA

ALL-TIME PLAYOFF RESULTS

SUN VS. STORM AT CON 1-0
 SUN VS. STORM AT SEA 0-2
 SUN VS. STORM OVERALL 1-2

DIRECTORY

OWNER.....FORCE 10 HOOPS LLC
 CEO AND TEAM PRESIDENT.....ALISHA VALAVANIS
 HEAD COACH.....NOELLE QUINN
 ASSISTANT COACH.....POKEY CHATMAN
 ASSISTANT COACH.....PERRY HUANG
 ASSISTANT COACH.....EBONY HOFFMAN
 GENERAL MANAGER.....TALISA RHEA
 SPORTS PERFORMANCE COACH.....EMILY BLURTON
 DIRECTOR OF BASKETBALL OPERATIONS.....DREW STANICH
 SR. MANAGER FOR PUBLIC RELATIONS.....JEFF HOFFMAN

SUN VS. STORM 2021 (0-3)

DATE	SITE	CON-SEA	SUN HIGH SCORER	STORM HIGH SCORER
5.25.2021	SEA	87-90	28- JONQUEL JONES	21- SUE BIRD
6.13.2021	CON	66-89	14- DEWANNA BONNER	22- BREANNA STEWART
8.12.2021	PHX*	57-79	11- DEWANNA BONNER	17- BREANNA STEWART

*=COMMISSIONER'S CUP CHAMPIONSHIP



WASHINGTON MYSTICS

IMPORTANT INFORMATION

ADDRESS.....601 F STREET, NW, 4TH FLOOR WASHINGTON, DC 20004
 PHONE(202)-628-3200
 ARENA.....ENTERTAINMENT AND SPORTS ARENA (4,200)
 OFFICIAL WEBSITE.....MYSTICS.WNBA.COM
 COLORS.....RED, BLUE, SILVER, WHITE
 TV.....NBC SPORTS WASHINGTON
 SOCIAL MEDIA.....@WASHMYSTICS

All-Time Series: 50-37

2021 vs WAS: 3-0

2022 Schedule: May 28 vs. WAS
 June 19 @ WAS
 July 3 @ WAS

ALL-TIME PLAYOFF RESULTS

SUN VS. MYSTICS AT CON 4-1
 SUN VS. MYSTICS AT WAS 2-3
 SUN VS. MYSTICS OVERALL 6-4

DIRECTORY

OWNER.....MONUMENTAL SPORTS & ENTERTAINMENT
 GENERAL MANAGER/HEAD COACH.....MIKE THIBAUT
 ASSISTANT GENERAL MANAGER.....MARIA GIOVANNETTI
 ASSOCIATE HEAD COACH.....ERIC THIBAUT
 ASSISTANT COACH.....LATOYA SANDERS
 ASSISTANT COACH.....SHELLY PATTERSON
 STRENGTH AND CONDITIONING COACH.....SARAH WALLS
 EQUIPMENT MANAGER.....AMI BRACEY
 HEAD ATHLETIC TRAINER.....CHRISTINA KENNEDY
 VICE PRESIDENT FOR COMMUNICATIONS.....KETSIA COLIMON
 MANAGER OF COMMUNICATIONS.....KARA SWIRSKY

SUN VS. MYSTICS 2021 (3-0)

DATE	SITE	CON-WAS	SUN HIGH SCORER	MYSTICS HIGH SCORER
5.28.21	CON	86-81	20- JONQUEL JONES	29- TINA CHARLES
6.29.21	WAS	90-71	23- JONQUEL JONES	26- TINA CHARLES
8.31.21	WAS	85-75	31- JONQUEL JONES	17- SHATORI WALKER-KIMBROUGH





CONNECTICUT SUN TOP MOMEMENTS

1. January 28, 2003 — Mohegan Sun hosts a fan festival to announce Connecticut as the new destination for the former Orlando Miracle franchise. The team will be named the Sun, a reference to the team's new owners – Mohegan Sun. This is the first franchise in league history to be owned independently

2. March 7, 2003 – General Manager Chris Sienko names Mike Thibault, a 34-year coaching veteran with two NBA titles as an assistant coach/director of scouting (1980 and '82) for the Los Angeles Lakers and as the first head coach for the franchise.

3. March 27, 2003 – The Sun reveal new logo and colors featuring a fiery orange sunburst, a WNBA basketball and a blue ribbon with four white semicircular domes, which is a modern interpretation of an ancient Mohegan symbol and represents the four corners of the earth under the sky dome.

4. May 24, 2003 – The Sun host their first regular-season game, falling 82-71 to the two-time defending champion Los Angeles Sparks before a sellout crowd of 9,341.

5. June 1, 2003 – The Sun win their first-ever regular-season game, defeating San Antonio 83-64 behind 22 points from Nykesha Sales.

6. July 13, 2003 – Nykesha Sales and Shannon Johnson represent the Connecticut Sun at the WNBA All-Star Game in New York City.

7. August 25, 2003 – The Sun clinch their first playoff berth in history, defeating Indiana 72-62 on the final night of the season.

8. September 12, 2004 — The Sun announce that the 2005 WNBA All-Star game will be played at 4 pm on July 9th at the Mohegan Sun Arena and broadcast nationally on ABC.

9. September 19, 2004 — The Sun clinch their first ever regular season Eastern Conference title with a win at home versus the Indiana Fever.

10. September 27, 2004 – Wendy Palmer named co-recipient of the WNBA Most Improved Player Award.

11. October 3, 2004— The Sun win their first Eastern Conference Championship by sweeping the NY Liberty in the second round of playoffs.

12. July 9, 2005— The Sun host the 2005 WNBA All-Star game with Coach Mike Thibault leading the Eastern team. Nykesha Sales and Taj McWilliams-Franklin are named reserves for the Eastern Conference team.

13. August 14, 2005 – With a home win against the Washington Mystics, the Sun clinch their second straight regular-season Eastern Conference title.

14. September 1, 2005 – Katie Douglas is named to the 2005 WNBA All-Defensive first team. She is the first Sun player to receive the honor.

15. September 2, 2005 – Taj McWilliams-Franklin is awarded the Kim Perrot Sportsmanship Award prior to Game 2 of the Eastern Conference Semifinals. The Sun win the game and sweep the Detroit Shock to advance to the Eastern Conference Finals for a third straight year.

16. September 10, 2005—The Sun sweep the Indiana Fever in the Eastern Conference Finals. This is the second consecutive conference title and third consecutive appearance in the Eastern Conference Finals for the Sun.

17. September 14, 2005 – The Sun make their second consecutive appearance in the WNBA Finals versus the Sacramento Monarchs.



CONNECTICUT SUN TOP MOMEMENTS

18. **February 16, 2006** – Connecticut Sun Head Coach Mike Thibault is named to the coaching staff of the 2006 WSA Women's World Championship team that will compete for a gold medal at the FIBA Women's World Championship in September 2006 in Brazil.
19. **July 12, 2006**— The Sun have a record 5 players named to the East All-Star game including Nykeshia Sales, Lindsay Whalen, Katie Douglas, Taj McWilliams-Franklin and Margo Dydek. The East coached by Sun Head Coach Mike Thibault are victorious in a 98-82 win. Katie Douglas took home the MVP award for the game.
20. **July 22, 2006**— With a win at San Antonio, the Sun clinch the Eastern Conference regular-season title for the third consecutive season.
21. **August 9, 2006**– The Sun establish a team record with their 12th consecutive victory, a 71-63 win at Indiana. The 12-game winning streak is the eighth longest in WNBA history.
22. **August 13, 2006**–The Sun set a league record for defensive rebounds in a season with 926. The previous record was 851, set by the Detroit Shock in 2003.
23. **August 20, 2006**— Sun Head Coach Mike Thibault is named the 2006 WNBA Coach of the Year before a victory against the Washington Mystics at Mohegan Sun Arena that advances the Sun to the Eastern Conference Finals.
24. **August 30, 2006** – Sun guard Katie Douglas is named to the league's All-WNBA First Team. She becomes the first player in franchise history to receive this honor.
25. **July 22, 2007** –Sun Head Coach Mike Thibault becomes the third-fastest coach in WNBA history to reach 100 career regular-season wins. He achieved this milestone in 159 games (in an 81-79 victory over Houston Comets).
26. **August 23, 2007**— The Sun made their fifth consecutive trip to the WNBA Playoffs.
27. **March 12, 2008**— The Sun announce a multi-year partnership to broadcast games throughout Connecticut on MyTV/WCTX.
28. **July 1, 2008** – Lindsay Whalen becomes Connecticut's all-time assist leader during an 78-68 victory over the Houston Comets.
29. **August 29, 2008** – Connecticut clinches its sixth-consecutive trip to the WNBA Playoffs with a 98-72 victory in Atlanta.
30. **August 31, 2008** – The Sun registered their third sellout of the season in an 80-76 victory over Seattle, marking the first time that the team has filled Mohegan Sun Arena more than twice in one season. It was the 12th sellout since moving to Connecticut in 2003.
31. **September 17, 2008** – Lindsay Whalen receives WNBA Peak Performer honors in assists, averaging 5.4 assists per game, and is the first Sun player to capture the award.
32. **October 3, 2008** – Amber Holt becomes the first Sun player to earn a spot on the All-Rookie Team.
33. **July 27, 2009** – Asjha Jones becomes the first player in Sun history to receive Player of the Week recognition.
34. **July 25, 2009** – Connecticut hosts the WNBA All-Star Game for the second time in its history. Asjha Jones represents the Sun on the Eastern Conference team.



CONNECTICUT SUN TOP MOMEMENTS

35. **April 8, 2010** – With Connecticut’s first ever No. 1 pick, the Sun select Tina Charles from the University of Connecticut, in the 2010 WNBA Draft.
36. **July 10, 2010** – The Sun host WNBA vs. USA Basketball: The Stars at the Sun exhibition game at Mohegan Sun Arena between WNBA All-Stars and the USA National Team. Sun center Tina Charles and guard Renee Montgomery represented the United States in the game.
37. **August 31, 2010** – Sun forward Tina Charles is selected as the 2010 WNBA Rookie of the Year unanimously by a national panel of 39 sportswriters and broadcasters. Charles is also named to the 2010 All-Rookie Team that day, along with Sun forward Kelsey Griffin.
38. **August 30, 2012** – A 84-73 win in San Antonio marks the 200th victory in franchise history for the Connecticut Sun.
39. **September 27, 2012** – WNBA President Laurel Richie announced that Boost Mobile WNBA All-Star 2013 will take place at Mohegan Sun Arena.
40. **September 27, 2012** – Connecticut Sun center Tina Charles is named the 2012 WNBA Most Valuable Player, presented by Boost Mobile. She is the first Sun player to receive the honor.
41. **September 27, 2012** – Connecticut Sun guard Renee Montgomery receives the 2012 WNBA Sixth Woman of the Year Award, presented by Boost Mobile. She is the first Connecticut Sun player to receive the honor.
42. **September 27, 2012** – Connecticut Sun guard Kara Lawson is named the recipient of the 2012 Kim Perrot Sportsmanship Award.
43. **January 3, 2013** – Anne Donovan is introduced as the new head coach of the Connecticut Sun.
44. **April 14, 2014** – Mohegan Sun Arena hosts the 2014 WNBA Draft.
45. **April 15, 2015** – Mohegan Sun Arena hosts WNBA Draft 2015 presented by State Farm.
46. **August 14, 2015** – The Connecticut Sun add Katie Douglas’ No. 23 to the banner of honored players hanging from the rafters of Mohegan Sun Arena.
47. **December 17, 2015** – Curt Miller is named the third head coach in Connecticut Sun franchise history during a press conference at Mohegan Sun’s Cabaret Theatre
48. **August 1, 2017** – Sun Head Coach Curt Miller is named the WNBA Coach of the Month for games played in July
49. **September 10, 2017** – Connecticut Sun General Manager Curt Miller is named the Inaugural 2017 WNBA Basketball Executive of the Year.
50. **September 10, 2017** – Connecticut Sun head coach Curt Miller is named 2017 WNBA Coach of the Year.
51. **August 23, 2019** – The Connecticut Sun add Lindsay Whalen’s No. 13 to the banner of honored players hanging from the rafters in Mohegan Sun Arena.
52. **September 9, 2019**- Connecticut Sun forward Jonquel Jones was named WNBA Peak Performer, as she led the league in rebounds.
53. **September 22, 2019**- The Connecticut Sun sweep the Los Angeles Sparks in the WNBA Semifinals and advance to the WNBA Finals for the first time since 2005.



CONNECTICUT SUN TOP MOMEMENTS

54. **April 20, 2021-** Mohegan Sun named Jennifer Rizzotti as the President of the Connecticut Sun.
55. **August 12, 2021-** The Connecticut Sun faced the Seattle Storm in the inaugural WNBA Commissioner's Cup on Thursday, Aug. 12 at the Footprint Center in Phoenix, AZ. The Storm defeated the Sun 79-57 and received upwards of \$30,000 per player. The Connecticut Sun earn up to \$10,000 per player.
56. **August 24, 2021-** The Sun defeated the Las Vegas Aces and secured a spot in the playoffs for the fifth straight season.
57. **August 26, 2021-** Connecticut Sun guard Jasmine Thomas was named the June WNBA Cares Community Assist Award presented by State Farm® recipient for her ongoing efforts and dedication to positively impacting the lives of youth and focusing on serving and shining a light on health disparities in underserved Black and Brown communities.
58. **September 2, 2021-** Connecticut Sun Head Coach Curt Miller was named WNBA Coach of the Month for August. Miller and the Sun went undefeated (7-0) throughout the month of August 2021
59. **September 9, 2021-** The Sun defeated the Sparks for a double bye, advancing to the semifinals for the third year in a row.
60. **September 11, 2021** – Connecticut pulled out a 76-67 victory over the Phoenix Mercury and solidified the No. 1 seed for the 2021 WNBA Playoffs.
61. **September 15, 2021-** Connecticut broke their previous franchise record set in 2006 as they won 13 straight games dating back to July 9, 2021.
62. **September 16, 2021-** The Sun set the longest win streak to end a season in WNBA history with 14 games. This record was previously set by the 2017 New York Liberty who won 10 in a row to end the season. This 14-game win streak is also the fourth-longest win streak of any kind in league history.
63. **September 16, 2021-** Connecticut has their fewest regular-season losses (6), as well as the best winning percentage (.8125) in franchise history. The 2021 season also marked the Sun's fewest home losses in franchise history (15-1). The previous best was 15-2 set in 2011 and tied again in 2019.
64. **September 16, 2021-** The Sun tied their franchise record for most wins in a season (26) which was set in both 2005 and 2006.
65. **September 26, 2021-** The Connecticut Sun had four players receive WNBA All-Defensive First and Second Team honors. Jonquel Jones and Briann January were named to the All-Defensive First Team while Jasmine Thomas and Brionna Jones received second-team honors.
66. **September 28, 2021-** Connecticut Sun nearly sweep regular season awards. Head coach Curt Miller was named the 2021 WNBA Coach of the Year, forward Brionna Jones was named the 2021 Kia WNBA Most Improved Player, and forward Jonquel Jones has been named the 2021 Kia WNBA Most Valuable Player.



CONNECTICUT SUN ACCOLADES (20 YEARS)

- WNBA All-Star Game hosts (2005, 2009, 2010, 2013)
- Eastern Conference Champions (2004, 2005, 2006)
- 2006 All-Star East team coached by Sun Head Coach Mike Thibault
- 2006 WNBA Coach of the Year- Mike Thibault
- 2010: Connecticut hosts the 2010 WNBA All-Star Game against the USA Women's National Team
- 2012 Boost Mobile WNBA Most Valuable Player: Tina Charles
- 2014 Samsung WNBA Rookie of the Year: Chiney Ogwumike
- 2014 All-Rookie Team-Alyssa Thomas
- 2015 Samsung WNBA Most Improved Player- Kelsey Bone
- 2017 WNBA Most Improved Player- Jonquel Jones
- 2017 Inaugural WNBA Basketball Executive of the Year- Curt Miller
- 2017 WNBA Coach of the Year- Curt Miller
- 2018 WNBA Sixth Women of the Year- Jonquel Jones
- September 2019 WNBA Peak Performer- Jonquel Jones (led in rebounds)
- 2019 WNBA Finalists (first time since 2005)
- August 2021 WNBA Cares Community Assist Award- Jasmine Thomas (StateFarm)
- May 2021 Kia WNBA Player of the Month- Jonquel Jones
- 2021 Inaugural WNBA Commissioner's Cup Finalists
- June 2021 WNBA Cares Community Assist Award- Jasmine Thomas (StateFarm)
- August 2021 WNBA Coach of the Month- Curt Miller
- August 2021 Kia WNBA Eastern Conference Player of the Month- Jonquel Jones
- September 2021 Peak Performer- Jonquel Jones (rebounds)
- September 2021 Coach of the Month- Curt Miller
- September 2021 Kia WNBA Eastern Conference Player of the Month- Jonquel Jones
- 2021 WNBA Coach of the Year- Curt Miller
- 2021 Kia WNBA Most Improved Player- Brianna Jones
- 2021 Kia WNBA Most Valuable Player- Jonquel Jones



WNBA ALL-STARS

- 2003: Nykesha Sales
- 2005: Taj McWilliams-Franklin, Nykesha Sales
- 2006: Nykesha Sales, Margo Dydek, Lindsay Whalen, Katie Douglas, Taj McWilliams-Franklin
- 2007: Katie Douglas, Asjha Jones
- 2009: Asjha Jones
- 2011: Tina Charles, Renee Montgomery
- 2013: Allison Hightower, Tina Charles
- 2014: Katie Douglas, Chiney Ogumike
- 2015: Alex Bentley, Kelsey Bone
- 2017: Jasmine Thomas, Jonquel Jones, Alyssa Thomas
- 2018: Chiney Ogumike
- 2019: Jonquel Jones, Alyssa Thomas
- 2021: DeWanna Bonner, Brianna Jones, Jonquel Jones

WNBA MVP AWARDS

- 2012: Tina Charles
- 2021: Jonquel Jones

ROOKIE OF THE YEAR

- 2010: Tina Charles
- 2014: Chiney Ogumike

SIXTH WOMAN OF THE YEAR

- 2012: Renee Montgomery
- 2018: Jonquel Jones





WNBA MOST IMPROVER PLAYER

- 2004: Wendy Palmer
- 2015: Kelsey Bone
- 2017: Jonquel Jones
- 2021: Brionna Jones

ALL-WNBA TEAMS

- 2004: Nykesha Sales- 2nd Team
- 2005: Taj McWilliams-Franklin- 2nd Team
- 2006: Katie Douglas- 1st Team
- 2006: Taj McWilliams-Franklin- 2nd Team
- 2007: Katie Douglas- 2nd Team
- 2008: Lindsay Whalen- 1st Team
- 2008: Asjha Jones- 2nd Team
- 2010: Tina Charles- 2nd Team
- 2011: Tina Charles- 1st Team
- 2012: Tina Charles- 1st Team
- 2013: Tina Charles- 2nd Team
- 2017: Jonquel Jones- 2nd Team
- 2019: Jonquel Jones- 2nd Team
- 2020: DeWanna Bonner- 2nd Team
- 2021: Jonquel Jones- 1st Team





ALL-ROOKE TEAMS

- 2008: Amber Holt- 1st Team
- 2010: Tina Charles- 1st Team
- 2010: Kelsey Griffin- 1st Team
- 2014: Chiney Ogwumike- 1st Team
- 2014: Alyssa Thomas- 1st Team

ALL-DEFENSIVE TEAMS

- 2005: Katie Douglas- 1st Team
- 2005: Taj McWilliams-Franklin- 2nd Team
- 2006: Katie Douglas- 1st Team
- 2006: Margo Dydek- 2nd Team
- 2007: Katie Douglas- 1st Team
- 2007: Margo Dydek- 2nd Team
- 2011: Tina Charles- 2nd Team
- 2012: Tina Charles- 2nd Team
- 2016: Jasmine Thomas- 2nd Team
- 2017- Jasmine Thomas- 1st Team
- 2017: Alyssa Thomas- 2nd Team
- 2018- Jasmine Thomas- 1st Team
- 2019: Jonquel Jones- 1st Team
- 2019: Jasmine Thomas- 1st Team
- 2019: Alyssa Thomas- 2nd Team
- 2020: Alyssa Thomas- 1st Team
- 2021: Brianna January- 1st Team
- 2021: Jonquel Jones- 1st Team
- 2021: Brionna Jones- 2nd Team
- 2021: Jasmine Thomas- 2nd Team





COACH OF THE YEAR

- 2006: Mike Thibault
- 2008: Mike Thibault
- 2017: Curt Miller
- 2021: Curt Miller

WNBA COACH OF THE MONTH

- Curt Miller: July 2017 Coach of the Month (first in Sun history)
- Curt Miller: August 2021 Coach of the Month
- Curt Miller: September 2021 Coach of the Month (back-to-back)

WNBA CARES COMMUNITY ASSIST AWARD

- June 2021: Jasmine Thomas
- 2020 Season Long: WNBA Players
- August 2019: Jasmine Thomas
- July 2014: Chiney Ogwumike
- June 2011: Kara Lawson

EASTERN CONFERENCE AWARDS

- 2021 Player of the Week:

- o June 7: Jonquel Jones
- o June 28: DeWanna Bonner
- o July 6: Brionna Jones
- o July 12: Jonquel Jones
- o August 23: Jonquel Jones
- o August 30: Brionna Jones
- o September 6: Jonquel Jones

- 2021 Player of the Month:

- o May: Jonquel Jones
- o August: Jonquel Jones
- o September: Jonquel Jones





EASTERN CONFERENCE AWARDS

- 2020 Player of the Week:

- o August 17: DeWanna Bonner
- o August 31: Alyssa Thomas
- o September 8: DeWanna Bonner

- 2019 Player of the Week:

- o June 3: Jonquel Jones
- o June 10: Jonquel Jones
- o June 17: Jonquel Jones
- o July 15: Jonquel Jones
- o September 3: Courtney Williams

- 2018 Player of the Week:

- o May 28: Alyssa Thomas
- o August 20: Jonquel Jones

- 2017 Player of the Week:

- o June 18: Jonquel Jones
- o June 25: Alyssa Thomas
- o July 2: Jasmine Thomas
- o July 9: Alyssa Thomas
- o August 13: Jonquel Jones

- 2017 Player of the Month:

- o June 2017: Jonquel Jones

- 2016 Player of the Week:

- o September 19: Jasmine Thomas

- 2015 Player of the Week:

- o September 14: Kelsey Bone

- 2014 Player of the Week:

- o June 16: Alex Bentley

- 2013 Player of the Week:

- o August 4: Tina Charles

- 2012 Player of the Week:

- o June 18: Tina Charles
- o July 9: Tina Charles
- o July 15: Tina Charles
- o September 24: Tina Charles

- 2012 Player of the Month:

- o June 2012: Tina Charles
- o July 2012: Tina Charles

- 2011 Player of the Week:

- o June 20: Tina Charles
- o August 8: Tina Charles
- o September 5: Tina Charles

- 2011 Player of the Month:

- o June 2011: Tina Charles

- 2010 Player of the Week:

- o June 19: Tina Charles

- 2009 Player of the Week:

- o July 27: Asjha Jones
- o August 24: Sandrine Gruda





WNBA PEAK PERFORMER

- 2021: Jonquel Jones (rebounds- 11.2rpg)
- 2019: Jonquel Jones (rebounds- 9.7rpg)
- 2017: Jonquel Jones (rebounds- 11.9rpg)
- 2012: Tina Charles (rebounds- 10.5rpg)
- 2011: Tina Charles (rebounds- 11.0rpg)
- 2010: Tina Charles (rebounds- 11.7rpg)
- 2008: Lindsay Whalen (assists- 5.4apg)

WNBA KIM PERROT SPORTSMANSHIP AWARD

- 2005: Taj McWilliams-Franklin
- 2012: Kara Lawson

ALL-STAR GAME MVP

- 2006: Katie Douglas

WNBA THE W25

-The W25 is a list of the 25 greatest and most influential players in WNBA history as of 2021, the league's 25th Anniversary

- Lindsay Whalen





COACHES ACCOLADES

Mike Thibault (2003-2012)

- 2006 WNBA Coach of the Year
- 2008 WNBA Coach of the Year

Overall Record:

- Regular Season: (206-134)
- Playoffs: (20-18)

TEAM	YEAR	W-L (%)	W-L (%) Playoff	Finish	Misc.
CON	2003	18-16 (.529)	2-2 (.500)	3rd in East	Conference Finals (L)
CON	2004	18-16 (.529)	5-3 (.625)	1st in East	WNBA Finals (runner-up)
CON	2005	26-8 (.765)	5-3 (.625)	1st in East	WNBA Finals (runner-up)
CON	2006	26-8 (.765)	3-2 (.600)	1st in East	Conference Finals (L)
CON	2007	18-16 (.529)	1-2 (.333)	3rd in East	Conference Semifinals
CON	2008	21-13 (.618)	1-2 (.333)	2nd in East	Conference Semifinals
CON	2009	16-18 (.471)	---	6th in East	Did not advance
CON	2010	17-17 (.500)	---	5th in East	Did not advance
CON	2011	21-13 (.618)	0-2 (.000)	2nd in East	Conference Semifinals
CON	2012	25-9 (.735)	3-2 (.600)	1st in East	Conference Finals
CON	Career	206-134 (.605)	20-18 (.526)		

Anne Donovan (2013-2015):

- Regular Season: (38-64)

TEAM	YEAR	W-L (%)	W-L (%) Playoff	Finish	Misc.
CON	2013	10-24 (.294)	--	6th in East	Did not advance
CON	2014	13-21 (.382)	--	6th in East	Did not advance
CON	2015	15-19 (.441)	--	6th in East	Did not advance
CON	Career	38-64 (.373)	---		



COACHES ACCOLADES

Curt Miller (2016-Present)

- 2017 Coach of the Year
- 2017 WNBA Basketball Executive of the Year
- 2021 WNBA Coach of the Year
- 2021 AP Coach of the Year
- July 2017 Coach of the Month
- August 2021 Coach of the Month
- September 2021 Coach of the Month

Overall Record:

- Regular Season: (115-75)
- Playoffs: (10-11)

TEAM	YEAR	W-L (%)	W-L (%) Playoff	Finish	Misc.
CON	2016	14-20 (.412)	---	5th in the East	Did not advance
CON	2017	21-13 (.618)	0-1 (.000)	2nd in the East	Lost in second round
CON	2018	21-13 (.618)	0-1 (.000)	3rd in the East	Lost in second round
CON	2019	23-11 (.676)	5-3 (.625)	2nd in the East	WNBA Finals (runner-up)
CON	2020	10-12 (.455)	4-3 (.571)	2nd in the East	WNBA Semifinals (L)
CON	2021	26-6 (.813)	1-3 (.250)	1st in the League	WNBA Semifinals (L)
CON	Career	115-75 (.605)	10-11 (.476)		