


**HODGETOWN**



**OFFICIAL AMARILLO SOD POODLES  
2019 MEDIA GUIDE**

**SAN DIEGO PADRES DOUBLE-A AFFILIATE**



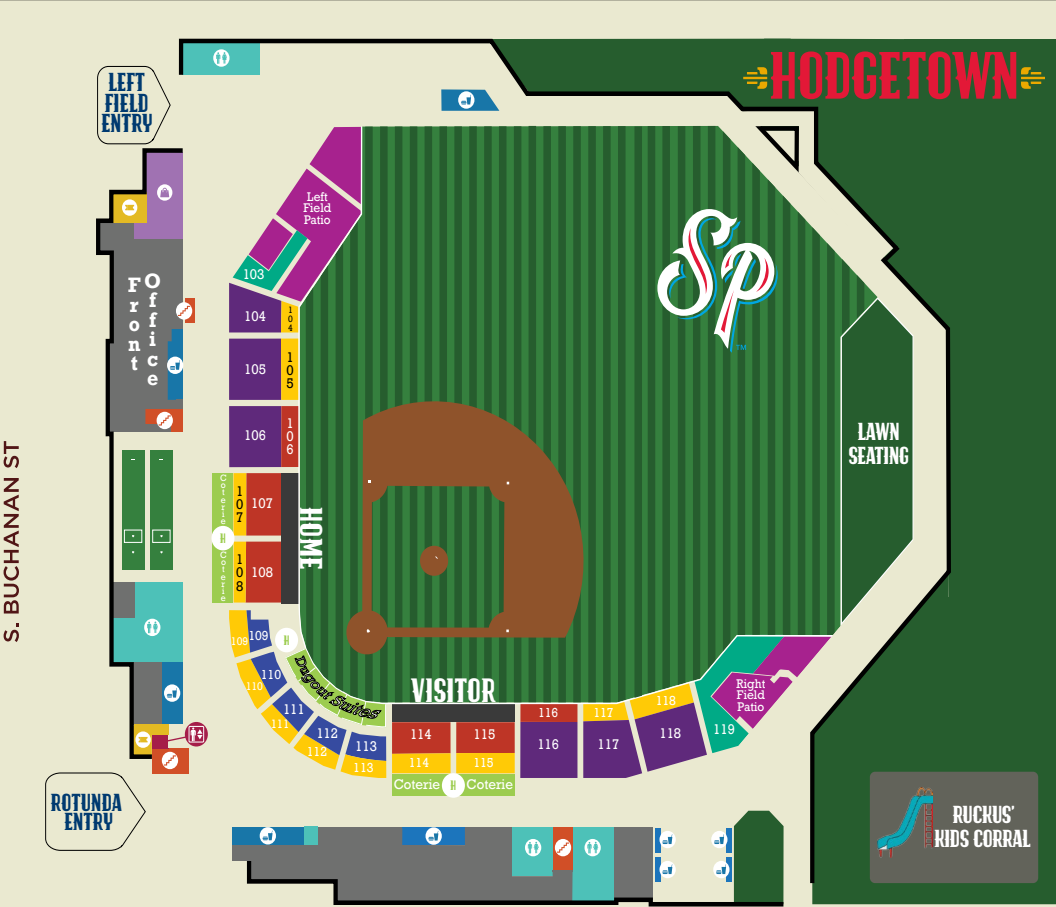


# WELCOME TO

# HODGETOWN

**HODGETOWN**, the home of the Sod Poodles, encapsulates the idea of a common place for the community to gather from all areas throughout the Texas Panhandle. The name ties together the Sod Poodles brand into the ballpark with appreciation to Jerry and tells a story that is authentically Amarillo.

**HODGETOWN** is located in the heart of downtown Amarillo and opens as the newest sports and entertainment destination in Amarillo, with state-of-the-art facilities and an unprecedented commitment to quality and service. It will feature a full range of programming that includes professional and affiliated baseball as well as events like high school and college games, concerts, themed events, and much more. The venue will play host and bring guests from all around the nation to downtown Amarillo annually.



S. BUCHANAN ST



ZONE A	ZONE D	STAIRS	TICKET OFFICE	PICNIC PATIOS
ZONE B	ZONE E	ELEVATORS	CONCESSION	HOSPITALITY
ZONE C	RIGHT FIELD BERM	RESTROOMS	TEAM SHOP	THE RUCKUS KID'S CORRAL



# AMARILLO SOD POODLES

715 S. BUCHANAN - AMARILLO, TX 79101 - PHONE: 806-803-7762 - FAX: 806-803-7763



DOUBLE-A AFFILIATE

## TABLE OF CONTENTS

<b>ACKNOWLEDGEMENTS:</b>	1
<b>FRONT OFFICE:</b>	2
<b>OWNERSHIP/GM:</b>	3-4
<b>SOD POODLES STORY:</b>	6-7
<b>HODGETOWN:</b>	8-11
<b>HISTORY:</b>	16-23
<b>COACHING STAFF:</b>	24-29
<b>2019 PLAYERS:</b>	30-79
<b>OPPONENTS/LEAGUE:</b>	80-89
<b>2018 IN REVIEW:</b>	90-135
<b>SAN DIEGO PADRES:</b>	136-138
<b>AFFILIATES:</b>	139-142
<b>MEDIA:</b>	146-157



## 2019 MEDIA GUIDE ACKNOWLEDGEMENTS

The 2019 Amarillo Sod Poodles Media Guide was produced by the club's Communications Department. All information is accurate through March 26, 2019. Biographies, statistics, editing and research is provided by the Amarillo Sod Poodles, San Diego Padres, Major League Baseball and Minor League Baseball. Printing provided by Cenveo Printing. A special thanks to the San Diego Padres' Communications Department. The 2019 Amarillo Sod Poodles Media Guide is an official publication of the Amarillo Sod Poodles Baseball Club. Its logos and graphics are trademarks of the Amarillo Sod Poodles. All rights reserved.

**Editor:** Shane Philipps

**Assistant Editors:** Adam Traylor, Sam Levitt

**Photography/Artwork Included:** San Diego Padres, Texas League, San Antonio Missions, Paat Kelly, Mike Higgins (Amarillo Gold Sox, Amarillo Giants Materials), Family of Len Attyd, Populous, 806AERIAL, Tom Reel-San Antonio Express News, El Paso Chihuahuas, Joshua Lavallee-Lake Elsinore Storm, Amatucci Photography-Tulsa, Arkansas Travelers, Northwest Arkansas Naturals, Springfield Cardinals, Tulsa Drillers, Corpus Christi Hooks, Frisco RoughRiders, Midland RockHounds

**Cover Photo:** 806AERIAL

**Cover Design:** Shane Philipps, Tess Bloom, Adam Traylor

@SODPOODLES

## SOD POODLES FRONT OFFICE DIRECTORY

### OWNERSHIP

---

David G. Elmore

D.G. Elmore

Doug Elmore

### EXECUTIVE

---

Tony Ensor  
Ben Knowles  
Shannon Cook

President & General Manager  
Director of Finance  
Executive Assistant

### COMMUNICATIONS, MARKETING & PRODUCTION

---

Shane Philipps  
Tess Bloom  
Sam Levitt  
Joe Corbisiero  
Adam Traylor

Director of Public Relations  
Director of Marketing  
Team Broadcaster  
Video Production Manager  
Communications Assistant

### CORPORATE PARTNERSHIPS

---

Nick Hall  
Matt Hamilton  
Kelly Schuberg

Director of Partnerships  
Corporate Partnerships Manager  
Corporate Activation Specialist

### MERCHANDISE & COMMUNITY RELATIONS

---

Katarina Burns  
Sierra Todd  
Leah Roberson  
Bailee Barber

Director of Merchandise  
Promotions and Community Relations Manager  
Merchandise Assistant  
Promotions and Community Relations Assistant

### TICKET SALES

---

Jeff Turner  
Dustin True  
Nick Yardley  
Jacob Helmus  
Matt Sutherland  
Ryan Williams  
Rylea Kilburn  
Sean Cross  
Zak McGrath  
Damon Dzik

Director of Ticket Sales and Service  
Director of Group Sales  
Ticket Operations Manager  
Account Executive  
Account Executive  
Account Executive  
Ticket Sales Intern  
Ticket Sales Intern  
Group Sales Intern  
Ticket Operations Intern

### STADIUM OPERATIONS & FIELD MANAGEMENT

---

Wayne Loeblein  
Tyler Lenz  
Zackary Clark  
Casey Scott

Director of Stadium Operations  
Head Groundskeeper  
Assistant Director of Stadium Operations  
Stadium Operations Intern


### DIAMOND CREATIONS

---

Michael Lindal  
Nicole Lamontagne  
Zach McGuire  
Cody Anderson

General Manager, Food and Beverage  
Catering Manager  
Concessions Manager  
Executive Chef

## OWNERSHIP



### **DAVE G. ELMORE**

David G. Elmore is owner and founder of Elmore Sports Group, a Sports and Entertainment Company started in 1969 comprised of Minor League Baseball and Hockey Teams, Facility Management Companies, Hospitality, Special Events and Concession Companies. Elmore Sports Group also owns Travel and Incentive Companies that specialize in Olympic and other Sporting Events. David's entrepreneur spirit expanded to many companies beyond sports. He began investing in real estate in Vail, Colorado in the 1970's and expanded into travel, life insurance, hotels and manufacturing.

Since 1991, Elmore has served on the Joint Committee of the National Association of Professional Baseball. This committee is comprised of four minor league owners and four major league owners and together they work on all issues concerning both leagues.

In 1995, *Baseball America* singled him out as a unique figure amongst minor league team owners and in 2014 he was inducted into the Pacific Coast League Hall of Fame. At the 2016 Baseball Winter Meetings, Elmore was named the 2016 King of Baseball, a long-standing tradition where Minor League Baseball recognizes a veteran of professional baseball for long time dedication and service.

Throughout his career, Elmore has been a strong supporter of local, state and national politics. In 1983, the White House appointed him to the Travel and Tourism Advisory Board in the Department of Commerce. He was a member of the Young Presidents Organization from 1969-1984. He served as President of the 85,000 member International Fraternity of Phi Gamma Delta. Elmore, born in Anderson, Indiana, graduated from Indiana University Business School in 1955 and obtained his Certified Public Accounting Certificate while attending Law School. After graduating from Law School, Elmore was a partner with McBride, Baker, Wienke and Schlosser in Chicago from 1958-1968. He was elected Entrepreneur of the Year in 1989 by Indiana University and has served on the Indiana University Foundation Board since 1990. For Dave Elmore, "Minor League Sports" is an opportunity to strengthen community and family values across the country, while providing family entertainment at affordable prices.



### **D. G. ELMORE, JR**

D.G. Elmore, Jr. joined the management of teams in 1991. The son of David G. Elmore, D.G. is a versatile talent holding both legal and M.B.A. degrees. He is currently the Chairman and Owner/Part Owner in several different companies including Gant Travel Management, Decision Tree Resources, Adams & Westlake, Solution Tree, Velo Vacations and Cornerstone Information Systems.

In addition to his business involvement's, D.G. is also an active member of the Board of Directors for the New Horizons Foundation and The Navigators. The New Horizons Foundation is a nonprofit public charity organized for the purpose of helping individuals accomplish their charitable objectives in religious, educational, scientific, benevolent and health related activities.

The Navigators is an international Christian organization whose mission is to reach, disciple and equip people to know Christ and to make Him known through successive generations. An Illinois native, D.G. now makes his home in Bloomington, Indiana where he is active in community development projects. He and Gini, his wife of 37 years, have six children.

### **DOUG ELMORE**

Doug Elmore is Managing Director of the Elmore Sports Group, Ltd, and is the President and owner of the Diamond Concessions companies. Elmore is also involved in real estate, having owned and developed hotels, industrial parks, condominiums, and gas stations. Doug has a B.S. in Public Affairs from Indiana University and MBA in Finance from Pepperdine University. Elmore and his wife, Julie, live in the Chicago area with their three boys.



## TONY ENSOR

Tony enters his first season as President and General Manager of the Padres newest Double-A affiliate, the Amarillo Sod Poodles, but brings with him over 30 years of success in the game of baseball after spending the previous 14 seasons as President and General Manager of the Brewers Triple-A Colorado Springs Sky Sox.

Ensor joined the Sky Sox in 2004 after 15 seasons with the Birmingham Barons, where seven of those years he held the capacity of President and General Manager of the Double-A affiliate of the Chicago White Sox in the Southern League. His contributions in his tenure with the Sky Sox were clearly evident, as he oversaw the most significant renovations and additions in the franchise's history.

Under his watch, the Sky Sox completed over \$10 million in renovations to the facility, all designed to enhance the overall fan experience and give the Colorado Springs community a top-notch facility of which they can be proud of.

Also, under his guidance, the club saw all-time franchise attendance numbers averaging over 300,000 for eight consecutive seasons and set the franchise all-time season attendance mark of 350,074 in 2014. In 2017, he was a part of breaking one of the longest post-season droughts in professional sports as the Sky Sox made the playoffs for the first time in two decades.


Following the 2011 season, the club was recognized with *Baseball America's* prestigious Bob Freitas Triple-A Organization of the Year Award which recognizes long-term organizational excellence and community involvement. A highlight in Ensor's career was running the day to day operations of the Barons during the historic 1994 season when Michael Jordan played his only year of professional baseball.

In his seven years at the helm in Birmingham, the Barons made the playoffs five times and led the league in attendance in three of those seasons. While there, Ensor served as a member of the Southern League Board of Directors and the Southern League Rules and Competition Committee.

The 2019 season begins his 21st season as a President and General Manager in professional baseball. Ensor learned baseball from the ground up, literally. He began his baseball career as a Groundskeeper for the Chattanooga Lookouts for five seasons before becoming the Director of Stadium Operations for Birmingham in 1990. He is very active in the community and enjoys working with several local charities. Ensor served as a board member of both the Triple-A Pacific Coast League and Pikes Peak United Way and presently sits on the executive committee of the Texas League Board of Directors.

He is a graduate of the University of Tennessee-Chattanooga with a bachelor's degree in Marketing. Tony lives full-time in Amarillo with his wife Lynn and daughters Grace and Amaleigh. His son is in Colorado attending college at the University of Colorado, Colorado Springs.

Tony's goal is to create an entertainment value that families will not soon forget and to turn the casual visitor into a die-hard baseball fan.



## ELMORE AFFILIATES


**SAN ANTONIO MISSIONS**

Pacific Coast League (AAA)  
 Nelson W. Wolff Municipal Stadium  
 5757 Hwy 90 West, San Antonio, TX 78227  
 Phone: 210.675.7275 / Fax: 210.670.0001  
 Dave Gasaway, General Manager / PR Contact: Mark Meyers


**AMARILLO SOD POODLES**

Texas League (AA)  
 HODGETOWN  
 715 S. Buchanan St., Amarillo, TX 79101  
 Phone: 806.803.7762 / Fax: 806.803.7760  
 Tony Ensor, President/GM PR Contact: Shane Philipps


**INLAND EMPIRE 66ERS**

California League (A+)  
 280 South E St., San Bernardino, CA 92401  
 Phone: 909.888.9922 / Fax: 909.888.5251  
 Joe Hudson, GM / PR Contact: Steve Wendt


**LYNCHBURG HILLCATS**

Carolina League (A+)  
 Lynchburg City Stadium  
 3180 Fort Avenue Lynchburg, VA 24501  
 Phone: 434.528.1144 / Fax: 434.846.0766  
 Ronnie Roberts, General Manager / PR Contact: Max Gun


**EUGENE EMERALDS**

Northwest League (Short A)  
 P.O. Box 10911, Eugene, OR 97440 2760  
 Martin Luther King Blvd., Eugene, OR 97405  
 Phone: 541.342.5367 Fax: 541.342.6089  
 Allan Benavides, General Manager / PR Contact: Matt Dompe


**ROCKY MOUNTAIN VIBES**

Pioneer League (R)  
 4385 Tutt Blvd., Colorado Springs, CO 80922  
 Phone: 719.597.1449 Fax: 719.597.2491  
 Chris Phillips, President GM / PR Contact: Travis Arnold


**IDAHO FALLS CHUKARS**

Pioneer League (R)  
 P.O. Box 2183, Idaho Falls, ID 83403  
 900 Jim Garchow Way, Idaho Falls, ID 83402  
 Phone: 208.522.8363 / Fax: 208.522.9858  
 Kevin Greene, General Manager / PR Contact: Patrick Greene


**UTAH GRIZZLIES**

International Hockey League  
 3200 Decker Lake Dr. West Valley City, UT 84119  
 Phone: 801.988.8000 / Fax: 801.988.7000  
 Kevin Bruder, CEO / PR Contact: Tyson Whiting


**CARTAN GLOBAL, INC.**

1334 Parkview Ave., Suite #300 Manhattan Beach, CA 90266  
 Phone: 800.818.1998 / Fax: 310.546.8433  
 E-mail: info@cartan.com

## THE SOD POODLES DIG THEIR WAY INTO AMARILLO

By: Shane Philipps



The Amarillo Sod Poodles, Double-A affiliate of the San Diego Padres, unveiled their identity at a press conference held at the Embassy Suites on November 13, 2018.

“This was an amazing journey that we have taken with the community in Amarillo,” said Tony Ensor, Sod Poodles President and General Manager. “Our goal from the beginning was to create an iconic identity that appeals to kids and families and is unlike any other in the country. The Sod Poodle proudly symbolizes a brand that cannot be ignored and is Authentically Amarillo!”

The team name was selected after fans suggested more than 3,000 different names in a month-long name-the-team contest. The Sod Poodles, a pioneer’s nickname for the “Prairie Dogs”, was chosen due to its Texas pioneer ties, appeal to kids, marketability, and representing the fun of Minor League Baseball.

The primary logo features a coterie of Texas Sod Poodles defending their hometown turf. The cap logo features a Sod Poodle in the white hero’s hat biting down on a stalk of prairie grass, a nod to the community’s agricultural heritage. The leaning Sod Poodle is tipping his cap, representing Amarillo’s welcoming hospitality. The quick-draw Sod Poodle represents the community’s tenacity and tough of mind spirit. Finally, the Texas Pride mark represents the Sod Poodles’ home, the great state of Texas.

Amarillo Yellow, Texas Red and Blue, and Route 66 Retro Blue make up the club’s new official colors. The Sod Poodles are the first professional sports team to use this color combination.

The Sod Poodles look was brought to life at Brandiose in San Diego, where they make teams famous by celebrating their brand stories. Partners Jason and Casey invented the first glow-in-the-dark on-field cap for the Casper Ghosts and first on-field rally cap for the Altoona Curve. They dreamed up top-selling logos for the El Paso Chihuahuas, Rocket City Trash Pandas and America’s oldest baseball club, the Cincinnati Reds.





“Jason and Casey were incredible partners to work with throughout this process,” added Ensor. “Together, we developed a vision of what we wanted to see and knew we had something special when they brought that vision to life.”

The development process began in April 2018 when Jason and Casey along with team staff met in Amarillo with fans and community members to learn about the stories, history, and personality of Amarillo. Brandiose developed the logos, uniforms and mascot, and is dreaming up many parts of the 2019 fan experience.

“Amarillo citizens describe themselves a welcoming, genuine, and tough of mind community with a pioneer spirit,” said Brandiose’s Jason Klein. “They are self-sufficient, independent and family-oriented. We couldn’t think of a better local animal that represents these values than a prairie dog.”

The Sod Poodles brand has reached millions across the country and has become one of the hottest-selling logos in all of Minor League Baseball.





## Ballpark Name Pairs Long-Time Resident and Community Supporter Jerry Hodge with Prairie Dog Ties



The brand “Hodgetown” encapsulates the idea of a common place for the community to gather from all areas throughout the Texas Panhandle. The new ballpark name recognizes and gives thanks to Jerry Hodge who led the charge in helping bring professional, affiliated baseball back to the community. The ending of the name ties in the Prairie Dog roots with “town”, defined as a colony of burrows connecting to form one large community.

Hodge, who was named as the 2018 Amarillo Globe-News Man of the Year, is a family-man, pharmacist, businessman, civic leader, philanthropist, and resident of Amarillo for over 60 years.

“We approached Jerry with this name because he shares the common interest of positively impacting our community and has proven so over the last 50 years,” said Tony Ensor, President and General Manager of the Amarillo Sod Poodles. “This community, spearheaded by Jerry, had a dream of bringing

not just baseball, but professional, affiliated baseball back to Amarillo and now that it has been brought to life, there is no better way to honor and recognize his hard work to make the dream come true than by including Jerry’s name on our new home.”

“When President & General Manager, Tony Ensor, first presented this name to us several months ago, Margaret and I were extremely surprised and also somewhat apprehensive,” said Jerry Hodge. “But Tony made an excellent presentation and case for the name with his unyielding passion toward this ballpark and this community. We are very pleased and honored for our entire family!”

At the age of 23, Hodge purchased Maxor Drug, which was located in the downtown Fisk Building, and transformed it into Maxor National Pharmacy Services, a company that currently employs 450 people in Amarillo and 663 persons nationwide. At the age of 34, he was elected as the youngest Mayor of Amarillo. Hodge also played a vital role in establishing the Texas Tech School of Pharmacy in Amarillo, served on the Texas Board of Criminal Justice, and was instrumental in reshaping the historical Amarillo Club for future success as its doors were about to close after operating since 1947.

The naming rights partnership will include countless promotional and community affiliations throughout the Panhandle. With Hodge and other founding partners, the team recently created the “Champions for Charity” program, which supports local charities with in-kind donations.

Hodgetown, located in the heart of downtown Amarillo, opens as the newest sports and entertainment destination in Amarillo, with state-of-the-art facilities and an unprecedented commitment to quality and service. It will feature a full range of programming that includes professional and affiliated baseball as well as events like high school and college games, concerts, themed events, and much more. The venue will play host and bring guests from all around the nation to downtown Amarillo annually.





**TEAM FOUNDING PARTNERS**



**TOOT 'n  
TOTUM**



**Northwest Texas  
Healthcare System**

## HODGETOWN INFORMATION

**Groundbreaking:** February 1, 2018

**Opening:** April 8, 2019

**Cost Approx.:** \$45.5 Million

**Acreage:** Approx. 9.6 acres

**Architect:** Populous

**General Contractor:** Western Builders

of Amarillo, Inc. & Hunt Construction

**Capacity:** 7,300+

**Fixed Seats:** 4,269

**Luxury Suites:** 20

**Field Level Suites:** 6

**Concourse Suites:** 4

**Batting Cages:** 2

**Square Feet of Sod:** Approx. 152,608 total

**Toilets/Urinals:** 150

**Elevators:** 2

**Concessions Stands:** 4

**Points of Sale:** 60

**Square Feet of Clubhouse Area:**

Approx. 10,000

**Square Feet of Team Store:**

Approx. 1,500

**Feet Below Street Level:**

Approx. 11' 6"

**Elevation (Feet):**

3,650

### DIMENSIONS:

**Left-Field Line:** 325'

**Left-Field Alley:** 352'

**Center-Field:** 405'

**Right-Center Field:** 411'

**Right-Field Alley:** 352'

**Right-Field Line:** 325'



# RUCKUS The Sod Poodle

MASCOT



## PERSONAL

**RUCKUS** the Sod Poodle, the official team mascot of the Amarillo Sod Poodles, is excited to make HODGETOWN in downtown Amarillo his new home and have fun with the biggest and best coterie of fans in baseball. RUCKUS is tough and a bit mischievous but loves kids and likes to have lots of fun! RUCKUS traveled far across the Texas high plains to join the Sod Poodles organization for their inaugural 2019 season. On game days, RUCKUS can be seen burrowing through HODGETOWN signing autographs or taking pictures with guests. When he is not entertaining the masses at HODGETOWN, he can be seen all around Amarillo and the Panhandle making appearances at schools, charitable and corporate functions, and many other events!

## BASICS

Age: 1  
 Height: 6-2  
 Weight: 2.5+  
 Barks: Loud  
 Throws: Dirt  
 EST: 2019  
 Resides: Under  
 HODGETOWN

## CAREER NOTES

- Black-Tailed Prairie Dog
- Awarded Cutest Pup in Litter

*Courtesy of AGN Media*



Courtesy of AGN Media



ORGANIZATION

**Name:** RUCKUS [ruhk-uh s] - noun - tough, a bit mischievous; loves kids and likes to have lots of fun

**Fun Fact:** His ancestors were close companions with Lewis and Clark

**Hobbies:** Baseball (of course), Digging, Sleeping, Jump-Yipping, Protecting Kids and Family

**Favorite Snacks:** Grass, Flowering Plants, Roots, Seeds, Hot Dogs, and Cracker Jack

## TIMELINE FOR AMARILLO'S NEW AFFILIATED BASEBALL TEAM

### Compiled By: Paul Matney

- March 2008:** 71-page Downtown Strategic Action Plan includes a Minor League Baseball park as a "family-friendly" venue for downtown. As a result of the Strategic Action Plan, a catalyst plan for the redevelopment of downtown Amarillo was developed including 1) a downtown convention hotel, 2) a 750-car parking garage, and 3) a Multi-Purpose Entertainment Venue (MPEV) including a baseball stadium
- Nov. 3, 2015:** A citywide non-binding referendum special election was conducted "For" or "Against" building a \$32 million MPEV including an independent minor league ballpark. It was approved 52 to 48 percent out of 22,444 votes cast (11,632 "For"; 10,812 "Against"; 820 vote difference)
- Nov. 17, 2015:** Amarillo City Council votes unanimously to hand off planning and details of the MPEV to the Local Government Corporation to serve as manager for the three downtown projects
- March 2016:** Consultants (Brailsford & Dunlavey) provide a market analysis for a AA minor league franchise in Amarillo for a stadium to cost \$48 million; \*\*City Council reduces the cost to \$45.5 million
- April 2016:** City of San Antonio approaches Elmore Sports Group to consider moving AAA Colorado Springs Sky Sox to play in a new ballpark to be built in downtown San Antonio
- August 2016:** LGC subcommittee (Alex Fairly, Jerry Hodge, Bill Gilliland & Richard Ware) begin earnest negotiations with the Elmore Sports Group to move their AA San Antonio Missions to Amarillo
- November 2016:** Fairly and Hodge meet with Elmore Sports Group and present signed pledges from Amarillo businesses to purchase 12 stadium suites and also stadium naming rights (\*crucial turning point)
- May 2017:** AAA Pacific Coast League executive committee approves ESG to move AAA Colorado Springs Sky Sox to San Antonio prior to building a new stadium in San Antonio ESG agrees to a letter of intent with LGC to move the San Antonio Missions to Amarillo and its new stadium in April 2019
- June 21, 2017:** D.G. Elmore and other ESG owners make official announcement to a large crowd in Amarillo that the AA San Antonio Missions ball club is moving to Amarillo to play in its new stadium to be built in downtown Amarillo
- Sept. 26, 2017:** City officials announce a 30-year lease for \$400,000 annually has been signed with ESG for the new AA minor league baseball team to play in a new \$45.5 million stadium in downtown Amarillo
- Sept – Dec. 2017:** Contract negotiations occur with Western-Hunt contractors to build the MPEV (ballpark); 80%-plus of subs will be from Amarillo
- Feb. 1, 2018:** ESG and City officials participate in a ground breaking ceremony for a new \$45 million MPEV (ballpark)







**March 2018:** Excavation begins on MPEV (ballpark); MPEV (ballpark) construction is underway

**October 1, 2018:** Amarillo Professional Baseball announces a two-year player development working agreement with the San Diego Padres

**Nov. 13, 2018:** Amarillo Professional Baseball announces “Amarillo Sod Poodles” as official team name and reveals the team logos

**Nov. 27, 2018:** Amarillo city officials approve Prismview of Logan, Utah to provide the scoreboard and audio/video production system at the MPEV for \$1,604,498

**Dec. 25, 2018:** In an Amarillo Globe News article Amarillo Sod Poodles President and General Manager Tony Ensor states that “immersing spectators in the minor league experience was the inspiration for the stadium.” Ensor says, “this ballpark was really built for the fan experience in mind.” The uniqueness is in the seating bowl (4,000 seats) and the closeness of the seats to the field. “No one else has the dugout suites we have at field level 30 feet behind home plate.” (total capacity including standing = 7,500)

**Dec. 27, 2018:** Elmore Sports Group announces they will pay \$2,270,849 for additional amenities in the MPEV which includes signage for left field wall signs, a scoreboard identifying the name and speed of pitches, a video production package and television monitors throughout the stadium

**January 11, 2019:** The Sod Poodles announce that long-time minor league manager Phillip Wellman, former manager of the San Antonio Missions, will be the team’s field manager for the 2019 season

**January 17, 2019:** The Amarillo Sod Poodles announce they have entered into a ballpark naming rights partnership christening the team’s home stadium as “Hodgetown” in honor of Amarillo businessman and former mayor Jerry Hodge who helped lead the charge to bring professional Major League-affiliated AA baseball to Amarillo after a 37-year absence

**February 12, 2019:** The Sod Poodles announce an inaugural radio partnership with Townsquare Media to broadcast all 140 games for the 2019 season with KIXZ Radio 940 am. The “Voice of the Sod Poodles” will be Sam Levitt who spent the last two seasons as a member of the broadcast team of the Corpus Christi Hooks

**February 27, 2019:** The Sod Poodles reveal their Home, Away and Alternate inaugural team Jerseys. Amarillo Yellow, Texas Red & Blue and Route 66 Retro Blue make up the club’s new official colors


**April 1, 2019:** City turns stadium over to Amarillo Professional Baseball Club

**April 8, 2019:** OPENING NIGHT

AA-Major League Affiliated Baseball Returns to Amarillo!

Inaugural Home Opener: Amarillo Sod Poodles v Midland Rockhounds @ 7:05 pm

**“PLAY BALL!”**



1956 Amarillo Gold Sox (above)



Former Gold Sox Centerfielder Len Attyd Signing Autographs for Fans - 1956 (above)



Former Gold Sox Centerfielder Len Attyd sliding into home plate (above)



## HISTORICAL TIMELINE OF BASEBALL IN AMARILLO

**By: Paul Matney**

<b>1922-1923</b>	Amarillo Gassers	West Texas & Panhandle Pecos Valley Leagues
<b>1927-1928</b>	Amarillo Texans Amarillo Broncs	Western League Western League
<b>1939-1942</b>	Amarillo Gold Sox	West Texas-New Mexico League
<b>1943-1945</b>	<b>**No baseball in Amarillo due to WW II**</b>	
<b>1946-1955</b>	Amarillo Gold Sox	West Texas- New Mexico League
<b>1956-1958</b>	Amarillo Gold Sox	Western League
<b>1959</b>	Amarillo Gold Sox	Texas League AA Affiliation with Bal. Orioles
<b>1960-1962</b>	Amarillo Gold Sox	Texas League AA Affiliation with NY Yankees
<b>1963</b>	Amarillo Gold Sox	Texas League AA Affiliation with Chicago Cubs
<b>1965-1967</b>	Amarillo Sonics	Texas League AA Affiliation with Houston Astros
<b>1968-1974</b>	Amarillo Giants	Texas League AA Affiliation with SF Giants
<b>1976-1982</b>	Amarillo Gold Sox	Texas League AA Affiliation with SD Padres
<b>1989-1993</b>	Amarillo Texans	Jayhawk League (wood bat college league)
<b>1994-2001</b>	Amarillo Dillas	Texas-Louisiana League (independent pro)
<b>2002-2004</b>	Amarillo Dillas	Central Baseball League (independent pro)
<b>2006-2010</b>	Amarillo Dillas	United League Baseball (independent pro)
<b>2011-2014</b>	Amarillo Sox	American Association (independent pro)
<b>2015</b>	Amarillo Thunderheads	American Association (independent pro)
<b>2016</b>	Amarillo Air Hogs	*American Association (independent) <i>*Played 25 games in Amarillo &amp; 25 games in Amarillo</i>
<b>2016</b>	Four teams played in Greater Southwest Collegiate League (wood bat)	
<b>2018-</b>	Amarillo Sod Poodles	Texas League AA affiliation with SD Padres

# AMARILLO TEXAS LEAGUE HISTORY RICH IN TRADITION

*By Mike Higgins*

Amarillo's previous run of 22 seasons as a Texas League member brought affiliations with six Major League teams, three nicknames (one of them twice) and personalities ranging from hundreds of future Major League players, coaches and managers to the game's most well-known and successful agent.

It brought several Hall of Famers, a future college president who spent five seasons playing for Amarillo, a famous actor whose injury-plagued career came to an end in Amarillo and a player who had an aerospace engineering degree from MIT to fall back on after playing just a short time of professional baseball.

Amarillo teams were affiliated with the Baltimore Orioles (1959), New York Yankees (1960-62), Chicago Cubs (1963), Houston Astros (1965-67), San Francisco Giants (1968-74) and San Diego Padres (1976-82).

A collective team of future big leaguers that passed through Amarillo during those years includes some of the game's biggest names, including several members of the Hall of Fame. They are: Bobby Cox (1966 Austin Braves), Billy Williams (1959 San Antonio Missions), Dennis Eckersley (1974 San Antonio Brewers), Don Sutton (1965 Albuquerque Dodgers), Pat Gillick (Houston Astros farm director), Bruce Sutter (1974 Midland Cubs), Tony Gwynn (1981 Amarillo Gold Sox), Warren Spahn (Angels minor league pitching instructor), Billy Herman (Boston Red Sox scout), Duke Snider (1972 Alexandria Aces manager), Lee Smith (1977 Midland Cubs), Carl Hubbell (San Francisco Giants farm director), Ron Santo (1959 San Antonio Missions), Joe Medwick (St. Louis Cardinals Minor League hitting instructor), Phil Niekro (1961 Austin Senators) and Gaylor Perry (1959 Corpus Christi Giants and 1960 Rio Grande Valley Giants).

Other opposing players of note include Jesse Orosco of the 1980 Jackson Mets and Doug Jones of the 1981 El Paso Diablos. Orosco has pitched in more games (1,121) than anyone in big league history and Jones seemed destined to be a career minor leaguer until finally reaching the big leagues for good in 1986 and recorded the most saves in history (since broken) with 640.

Also in 1980, the San Antonio Dodgers pitching staff featured a lefthander who spoke no English and a bespectacled relief pitcher whose looks and name indicated he had more of a future as a librarian than a baseball player. The following season the lefthander was the talk of the big leagues as a rookie with the Los Angeles Dodgers while the relief pitcher was back at San Antonio for another year at the Class AA level. The lefthander was Fernando Valenzuela and the right-hander was Orel Hershiser.

Additionally, Steve Yeager was a member of the 1971 Albuquerque Dodgers and later an All-Star with the Los Angeles Dodgers. Others include Bill Buckner (Albuquerque, 1969), Bobby Grich (Dallas-Fort Worth, 1969), Steve Sax (San Antonio, 1981) and Steve Garvey (Albuquerque, 1969). Don Baylor (Dallas-Fort Worth Spurs, 1969) passed on a football/baseball scholarship to West Texas State out of Austin High School to sign with the Baltimore Orioles. He went on to become one of the game's great hitters before managing the Colorado Rockies and the Chicago Cubs. Darryl Strawberry (Jackson Mets, 1982) rose to be one of baseball's great talents and also one of its biggest disappointments with many off-the-field personal issues.

In August 1969, a 19-year-old outfielder from Riverside, Calif., announced on the public address system by his given name of "Johnnie Baker" knocked a mammoth home run over Third Street for the Shreveport Braves. He went on to be better known as Dusty Baker, a seven-time All-Star and eventually a successful field manager with the San Francisco Giants, Chicago Cubs, Cincinnati Reds and Washington Nationals. Outfielder Joe Carter (Midland Cubs, 1982) always will be remembered in baseball lore for his walk-off home run that won the 1993 World Series for the Toronto Blue Jays.

The pattern of some famous careers was not always on the upswing. Not long after accomplishing pitching feats still unique, Don Larsen and Denny McLain took the mound in Amarillo in the twilight of their flash-in-the-pan careers. Twelve years after throwing the still-only no-hit game in World Series history in 1956, Larsen's final days in professional baseball were spent with the Dallas-Fort Worth Spurs in 1968. Only five years after becoming the only pitcher to win 30 games in a season since 1934, for the 1968 Detroit Tigers, McLain pitched two games with the Shreveport Captains in Amarillo in his last year of pro ball.

Numerous players that passed through Amarillo went on to manage in the big leagues including three that are active now. They are Ron Roenicke (San Antonio, 1978) of the Milwaukee Brewers, Ron Gardenhire (Jackson, 1980) of the Detroit Tigers and Ned Yost (Jackson, 1978) of the Kansas City Royals.

Scott Boras, one of the more successful in the sports agent business and a former player with Arkansas (1976-77) and Midland (1977).

The careers of most players performing in the minor leagues come to disappointing ends without the players realizing their dreams of playing in the majors. Such was the case of an El Paso infielder in 1973 who was a decent hitter with a suspect arm and injury problems. He already had made a name for himself before his professional baseball days and continues to do so today. As a Los Angeles Dodgers farmhand that season, actor Kurt Russell had his brief professional career come to an end when he was released while his El Paso team was in Amarillo.

Amarillo's longtime and original baseball facility, Potter County Memorial Stadium, has a special place in sports movie lore. In the early morning hours of Sept. 7, 1970, members of the Amarillo Giants and Dallas-Fort Worth Spurs ran into each other in an Amarillo bar and began banging heads about how they could avoid playing the final game of the Texas League season later that afternoon.

The group headed to the ballpark, sneaked in and turned on the sprinkler system in an attempt to flood the field. The stunt backfired somewhat as the following afternoon, Giants general manager Chick O'Malley enlisted the help of lots of sand, manpower and a Potter County helicopter to dry out the field. The game was played after a 53-minute delay.

Among the culprits was Dallas-Fort Worth second baseman Ron Shelton, now a highly successful Hollywood screenwriter. He recounts the prank in his 1988 classic, "Bull Durham."

Two primary characters in the movie are based on a pair of Shelton's Spurs teammates who played in Amarillo many times. The "Crash Davis" figure played by Kevin Costner reflects minor league slugging legend Roger Freed, a one-time holder of the record for career minor league home runs. Flaky pitcher "Nuke LaLoosh," portrayed by Tim Robbins, is based on former Dallas-Fort Worth pitcher Greg Arnold.

As with "Nuke" in the movie, Arnold was an aspiring singer -- even going into the stands before games to sell his records -- and never was lacking for female companionship. A difference between Hollywood and reality: "Nuke" is called up to the Major Leagues at the end of the movie, while Arnold never made the Major League level and punched a Texas League umpire out cold in 1971.

**Among players of note that played and were affiliated with the Gold Sox, Sonics and Giants include personalities that have affected the game in many ways through the years:**

Almost a half-century later, possibly the most intense competitor for an Amarillo team ever has a direct influence on the Sod Poodles in their inaugural season in 2019.

**Jim Mallon** of the 1968-70 A-Giants was the longtime baseball coach at Southwestern University in Georgetown where he coached Sod Poodles manager Phillip Wellman. Wellman recalls, "Coach Mallon was the most passionate, compassionate, meanest, toughest, loving and caring individual I have ever known in my life."

**Cal Ripken, Sr.** of the 1959 Gold Sox and also managed the Texas League's Dallas-Ft. Worth Spurs in 1971, meaning his ten-year-old son Cal Ripken, Jr. likely showed up in Amarillo on occasion.

**Larry Himes** of the 1968 A-Giants became General Manager of both the Chicago Cubs and Chicago White Sox.

**Nate Colbert** of the 1967 Sonics had a great career with the San Diego Padres. His 13 RBIs in a 1972 doubleheader against the Atlanta Braves is still a major league record.

**Joe Pepitone** of the 1961 Gold Sox helped the New York Yankees reach two World Series and he was one of the game's more colorful characters.

**Phil Linz** of the 1961 Gold Sox played on two World Championship teams with the New York Yankees.

**Tim Flannery** of the 1978 Gold Sox was a member of the National League champion San Diego Padres in 1984 and was third base coach of the San Francisco Giants when they won the World Series in 2010, 2012 and 2014.

**Chris Speier** of the 1970 Giants played his only season in the minor leagues for Amarillo before being runner-up for National League Rookie of the Year in 1971. He played 19 seasons in the big leagues.

**Doug Rader** of the 1967 Sonics played ten years in the majors, won five consecutive Gold Gloves and later managed the Texas Rangers, Chicago White Sox, and California Angels.

**Tony Gwynn** of the 1981 Gold Sox spent three weeks at the AA level that season and is the only former Amarillo player in the Hall of Fame.

**Dave Kingman** of the 1970 Giants hit 442 home runs in the big leagues and cost himself a spot in the Hall of Fame with his distant personality.

**Gary Matthews** of the 1971 Giants "The Sarge" hit 234 home runs over 16 seasons with five big league teams.

**Bob Watson** of the 1967 Sonics is best remembered for scoring baseball's one-millionth run in 1975, "The Bull" was a two-time All-Star, played 11 seasons with the Houston Astros, New York Yankees and Boston Red Sox.

**Jim Bouton** of the 1961 Gold Sox was the author of "Ball Four", one of the best-selling books of all time.

**Dave Dravecky** of the 1981 Gold Sox is a much-sought-after Christian motivational speaker and author after losing his left arm to cancer in the prime of his career while with the San Francisco Giants.

**Leo Mazzone** of the 1970-72 Giants was once an off-season plumber's apprentice on Amarillo. He went on to become the most successful pitching coach in the game's history, primarily with the Atlanta Braves.

**Dr. Harold G. Jeffcoat** of the 1968-72 A-Giants never played in the major leagues but had a distinguished career in higher education that included a ten-year run as president of Texas Wesleyan University in Fort Worth.

**Eric Show** of the 1980 Gold Sox gave up Pete Rose's hit that broke Ty Cobb's career record in 1985 and died of a drug overdose while in a treatment center in 1991.


**Steve Stone** of the 1970-71 Giants career climaxed with him winning the 1980 Cy Young Award with the Baltimore Orioles. He later was a longtime broadcaster with the Chicago Cubs, Chicago White Sox, and ESPN.

**Dave Campbell** of the 1977 Gold Sox spent one season riding the buses while managing a terrible team and convinced many--including himself--his future was in the broadcast booth. He was later a longtime studio commentator with ESPN's "Baseball Tonight".

**Dick Risenhoover** of the 1960-61 Gold Sox and 1969-70 Giants and **Rick Rizzs** of the 1976-77 Gold Sox moved on to become Major League announcers after their time in Amarillo. Risenhoover was later the voice of the Texas Rangers before losing his life at age 51 to cancer in 1978. Rizzs has been a member of the Seattle Mariners radio team since 1983, except for two seasons with the Detroit Tigers when he took on the impossible task of replacing the legendary Ernie Harwell.


**Editors Note: Mike Higgins** is a former team photographer for the Amarillo Giants and Director of Public Relations for the Amarillo Gold Sox.

# 1969 GIANTS HOME SCHEDULE






JUAN MARICHAL

April 13, 14	Dallas-Ft. Worth
April 19, 20, 21, 22	Albuquerque
April 23, 24, 25, 26	Memphis
April 27, 28, 29, 30	Little Rock
May 14, 15, 16, 17	Dallas-Ft. Worth
May 18, 19, 20, 21	El Paso
June 4, 5, 6, 7	Albuquerque
June 8, 9, 10, 11	Shreveport
June 12, 13, 14, 15	San Antonio
June 25, 26, 27, 28	Dallas-Ft. Worth
June 29, 30, July 1, 2	El Paso
July 3, 4, 5, 6	Albuquerque
July 16, 17, 18, 19	Memphis
July 20, 21, 23, 24	Little Rock
August 7, 8, 9, 10	El Paso
August 12, 13, 14, 15	Shreveport
August 16, 17, 18, 19	San Antonio
August 31, Sept. 1	Dallas-Ft. Worth




GAYLORD PERRY


## Potter County Stadium



WILLIE McCOVEY



WILLIE MAYS




ANDY GILBERT  
Manager



**AMARILLO GIANTS**

1971 Western Division Texas League Champions




**1972 AMARILLO GIANTS 1972**

**SAN FRANCISCO GIANTS MINOR LEAGUE SYSTEM**

**PHOENIX**  
"AAA"  
Pacific Coast League  
**CHARLIE FOX**  
Manager

**AMARILLO**  
"AA"  
Texas League  
**ANDY GILBERT**  
Manager

**FRESNO**  
Class "A"  
California League  
**DENNIS SOMMERS**  
Manager




**CARL HUBBELL**  
Farm Director

**DECATUR**  
Class "A"  
Midwest League  
**FRANK FUNK**  
Manager

**GREAT FALLS,  
MONTANA**  
Class "Rookie"  
Pioneer League  
**HARVEY KOEPP**  
Manager



**JOHN DITTRICH**  
General Manager



**RICK RIZZIS**  
Director of Sales/Promotion  
Radio Announcer



**RANDY HAMRICK**  
Director of Stadium Operations

# BASEBALL'S BACK!

Welcome to Texas League baseball, Amarillo Gold Sox style!

The San Diego Padres class AA farm club at Alexandria, La. was moved to the Texas Panhandle last October, ending a one-year absence of professional baseball at Amarillo's Memorial Stadium.

We are grateful to the press, radio and television outlets in the area for their promotion of the Gold Sox leading to Opening Day. I hope this guide is of help to you as the team takes the field and shoots for the 1976 Texas League pennant.

If I can be of any further help in your coverage of the Amarillo Gold Sox, please do not hesitate to call.


See you at Memorial Stadium in '76!



**MIKE HIGGINS**  
Director of Public Relations

Sincerely,

Mike Higgins  
Director of Public Relations





AMARILLO GOLD SOX 1976 PLAYER ROSTER

 General Manager: John Dittrich  
 Trainer: Dave Burton

 Field Manager: 20--Bob Miller  
 Player-Coach: 12--Joe Goddard\*

No.	Name	Bats	Throws	Ht.	Wt.	Age	Off-Season Residence
<u>PITCHERS</u>							
14	Coe, Roger	R	L	6-3	185	23	Cincinnati, Ohio
16	Shirley, Bob	R	L	5-11	180	21	Cushing, Oklahoma
21	Lentz, Mike	R	L	5-10	194	19	Kirkland, Washington
22	Gerhardt, Rusty	S	L	5-10	170	25	Baltimore, Maryland
27	Eichelberger, Juan	R	R	6-2	195	22	San Francisco, California
29	Stewart, Bob	R	R	6-5	218	21	Anaheim, California
31	Franklin, Jay	R	R	-2	180	23	Vienna, Virginia
36	Allen, Mike	R	R	6-3	200	21	Philadelphia, Pennsylvania
37	Bernal, Vic	R	R	6-0	175	22	Los Angeles, California
45	McSpadden, Galen	L	L	6-1	175	23	Puxico, Missouri
48	Butcher, Cliff	R	R	5-11	170	25	Tulsa, Oklahoma
<u>CATCHERS</u>							
18	Sweet, Rick	S	R	6-0	190	23	Longview, Washington
40	Hamilton, Lin	S	R	6-1	185	23	Rock Hill, South Carolina
<u>INFIELDERS</u>							
1	Menees, Gene	R	R	5-9	155	23	Madison, Tennessee
6	Baker, Chuck	R	R	5-11	180	23	Newport Beach, California
8	Mitchell, Bobby	L	R	5-10	175	22	Hasbrouck Hts., New Jersey
19	Ashford, Tucker	R	R	6-1	185	21	Covington, Tennessee
<u>OUTFIELDERS</u>							
3	Wilhelm, Jim	R	R	6-3	200	23	San Francisco, California
10	Delyon, Gene	R	R	6-1	190	23	Santa Cruz, California
17	Alfano, Don	L	L	6-2	190	20	Visalia, California
26	Reynolds, Don	R	R	5-8	180	22	Portland, Oregon
28	Craig, Rocky	R	R	5-11	175	27	San Diego, California

\*Opened season not as an active player

TEXAS LEAGUE STADIUM DATA

Club	Stadium	Capacity	Left	Center	Right
Amarillo	Memorial Stadium	6,000	365	425	355
Arkansas	Ray Winder Field	6,000	330	390	320
El Paso	Dudley Field	7,000	340	390	320
Jackson	Smith-Wills Stadium	4,344	330	410	330
Lafayette	Clark Field	5,100	314	350	283
Midland	Cubs Stadium	2,500	335	392	325
San Antonio	V. J. Keefe Field	5,500	325	400	325
Shreveport	Spar Stadium	5,000	320	400	320

# COACHING STAFF AND SUPPORT STAFF





# **PHILLIP WELLMAN**

## **MANAGER**

Opening Day Age: 57  
 Born: December 5, 1961  
 Residence: Chattanooga, TN  
 Former Position: Third Base

COACHES

### **CAREER NOTES**

- Returns for his fourth season in the Padres organization managing their Double-A affiliate.
- The 2019 season is his 31st as a coach and 20th as a minor league manager.
- The 2017 Texas League Manager of the Year piloted the 2018 Missions to a 71-67 record (.514), clinching their second consecutive playoff bout and leading the squad to their first Championship series appearance since taking the league title in 2013.
- In 2017, while with San Antonio, he eclipsed his 1,000th win as a minor league manager in April, finishing the 2017 campaign with 1,073 career wins. In 19 total seasons as a manager, Wellman is 1144-1215.
- Managerial career began in 1992 with the Baltimore Orioles Gulf Coast League affiliate.
- Also managed Winston-Salem (Cincinnati Reds High-A) of the Carolina League (1996), Burlington (Cincinnati Class A) of the Midwest League (1997-98), Chattanooga (Cincinnati AA) of the Southern League (1999, 2001-2003), Mississippi (Atlanta AA) of the Southern League (2007-2010) and Arkansas (Los Angeles Angels of Anaheim AA) of the Texas League (2014).
- In 2008, led the Mississippi Braves to a 73-66 record and a Southern League championship.

### **PERSONAL**

- Born in Marlin, TX, but grew up in San Antonio, Texas.
- Attended Madison High School, graduating in 1980.
- Attended Sam Houston State University and Southwestern University.
- Played at Minor League level for Atlanta Braves, Minnesota Twins, and Pittsburgh Pirates organizations: Anderson Braves (1984 - A - ATL), Sumter Braves (1985 - A - ATL), Durham Bulls (1986 - A - ATL), Kenosha Twins (1986 - A - MIN), Harrisburg Senators (1987 - AA - PIT).





# **JIMMY JONES**

## **PITCHING COACH**

Opening Day Age: 54  
 Born: April 20, 1964  
 Residence: Dallas, TX  
 Former Position: Right-Handed Pitcher

### **CAREER NOTES**

- Enters his 11th season with the Padres.
- Guided the 2018 San Antonio Missions pitching staff for the past eight seasons.
- In 2018, he led Double-A farm arms to a Texas League second-best 3.58 ERA over 1,212 innings pitched, which included two Texas League top-10 pitchers, southpaw and number eight-rated Padres prospect Logan Allen (10-6, 2.75) and number 11-rated prospect Cal Quantrill (6-5, 5.15).
- The Padres organization hired him in 2008 to be their pitching coach in Peoria for their rookie-level affiliate.
- Moved up to San Antonio in 2011, and spent a short time in San Diego in 2012 as interim bullpen coach for the Padres after Darrel Akerfelds was hospitalized with pancreatic cancer.

### **PERSONAL**

- Played nine seasons professionally, retiring in 1995.
- Made MLB debut on September 21, 1986, for the San Diego Padres.
- Threw a one-hit shutout against the first-place Houston Astros in his big league debut on September 21, 1986. He was the first pitcher to throw a one-hitter in his debut game since Billy Rohr in 1967.
- Played for the Padres, Yankees, Astros, Expos and spent two seasons in Japan.
- First-round draft pick (3rd overall in 1982) by the Padres out of Thomas Jefferson High School in Dallas, Texas. While in high school Jones had gained national attention for striking out 28 batters in a 16-inning play-off game while throwing 251 pitches. Jones claimed in a 2004 interview that his arm was so sore two days after the marathon effort that he could not throw a baseball from third base to first base.
- Native of Dallas, Texas



Photo by Tom Reed, San Antonio Express News



# **RAUL PADRON**

## **HITTING COACH**

Opening Day Age: 34  
 Born: September 17, 1984  
 Residence: Los Teques, Venezuela  
 Former Position: Catcher

### **CAREER NOTES**

- Returns for his fourth season with the organization and second with the Double-A affiliate after serving as hitting coach for Class-A Advanced Lake Elsinore in 2017.

### **PERSONAL**

- Played professionally for 12 seasons after originally signing with the Oakland Athletics as an international free agent in 2002.
- Made his professional debut with the AZL Athletics in 2004 and split time with all four remaining levels of the A's system until 2009.
- Played in the Texas League in 2009, batting .275 over 39 games with Midland. Padron's other affiliated ball experience came in 2011 when he played 55 games for Akron (Cleveland Indians AA).
- The former catcher/first baseman also played in the Venezuelan Winter League from 2007-2015 and in the independent Atlantic League for the Camden Riversharks from 2010-2013.





# **FREDDY FLORES**

## **FIELDING COACH**

Opening Day Age: 45  
 Born: February 12, 1974  
 Residence: Silver City, NM  
 Former Positions: RHP/OF/SS

### **CAREER NOTES**


- Joins the Amarillo staff for his first season as fielding coach and third with the Padres, previously serving in the same capacity for Class-A Advanced Lake Elsinore.

### **PERSONAL**

- Played independent league baseball from 1997 to 2000 and, at the same time, was working as an assistant coach for the softball team at Western New Mexico University.
- In 2002, he became the head coach and held the capacity through 2007.
- Returned to professional baseball in 2008, playing for another eight seasons including time as a player-coach with the Abilene Prairie Dogs (2012, North American League), Amarillo Sox (2013, American Association), and Amarillo Thunderheads (2015, American Association) before retiring in 2016.



Joshua Lavalley, Lake Elsinore Storm



## **NICK COBERLY**

### **ATHLETIC TRAINER**

Opening Day Age: 27  
 Born: January 7, 1992  
 Residence: Sidney, Ohio

#### **CAREER NOTES**

- Enters his second season with the Padres organization.
- Studied at Ohio State University and received his Doctorate of Physical Therapy.
- Studied Athletic Training at Wright State University.



## **DREW GARNER**

### **ATHLETIC TRAINER**

Opening Day Age: 31  
 Born: March 10, 1988  
 Residence: Florence, AL

#### **CAREER NOTES**

- Enters his first season with the Padres organization.
- Spent previous two seasons in the Braves organization (GCL and Appalachian League) and spent the 2016 season as a rehab athletic trainer with the Chicago Cubs.
- Received B.S. in Athletic Training from Samford University in 2010 and M.S. in Sport and Fitness Management from Troy University in 2013.



## **DREW HEITHOFF**

### **STRENGTH & CONDITIONING COACH**

Opening Day Age: 31  
 Born: November 13, 1987  
 Residence: Phoenix, AZ

#### **CAREER NOTES**

- Enters his fifth season with the Padres organization
- Earned his Bachelor of Arts degree focused in Exercise Science & Fitness Management from Augustana University (SD).
- Certifications: Certified FRC Mobility Specialist (Functional Range Conditioning), Precision Nutrition Level 1, Registered Strength and Conditioning Coach - National Strength and Conditioning Association (NSCA), Certified Strength and Conditioning Specialist - National Strength and Conditioning Association (NSCA)

# PLAYERS





# AUSTIN ALLEN

INFIELDER

[@DoubleAA41](#)



## BASICS


Age: 25  
 Height: 6-2  
 Weight: 220  
 Bats: Left  
 Throws: Right  
 DOB: January 16, 1994  
 Born: St. Louis, MO

## CAREER NOTES

- 2018 Texas League Midseason and Postseason All-Star
- Finished Texas League campaign ranking 5th in home runs (22), 3rd in slugging percentage (.506), and 3rd in OPS (.857)
- Made 90 starts at catcher and 19 at first base
- Hit .364 with 8 home runs in April of 2018, while leading MiLB with 12 doubles and 20 extra-base hits
- Hit three home runs in five games to open up 2018 season
- Went 4-for-4 with three doubles on 4/29/18 vs. Midland
- Went 4-for-5 with two home runs on 6/9/18 at Corpus Christi
- Played for Peoria Javelinas in 2018 Arizona Fall League, earning All-AFL honors after hitting .263 with two home runs in 15 games
- Highest-drafted player ever from Florida Institute of Technology
- Hit .377 with 22 home runs, 115 RBI, and a 1.060 OPS in three collegiate seasons...batted .421 in final season at Florida Tech

## PERSONAL

- Played at Chaminade College Preparatory School in St. Louis, MO



## CAREER STATISTICS

YEAR	TEAM	LG	LEVEL	G	AB	R	H	TB	2B	3B	HR	RBI	BB	IBB	SO	SB	CS	AVG	OBP	SLG	OPS	GO/AO
2015	TRI	NWL	A(Short)	83	196	23	47	65	10	1	2	34	21	0	38	1	2	.240	.315	.332	.647	1.81
2016	FW	MID	A(Full)	109	409	52	131	174	22	0	7	61	29	3	69	0	0	.320	.364	.425	.790	1.09
2016	SA	TEX	AA	3	11	1	3	6	0	0	1	1	0	0	0	0	0	.273	.273	.545	.818	0.60
2017	LE	CAL	A(Adv)	121	463	71	131	230	31	1	22	81	44	0	109	0	1	.283	.353	.497	.849	0.98
2018	SA	TEX	AA	119	451	89	131	228	31	0	22	86	37	5	97	0	3	.290	.351	.506	.857	1.19
<b>Minors Career</b>				<b>405</b>	<b>1530</b>	<b>206</b>	<b>443</b>	<b>703</b>	<b>94</b>	<b>2</b>	<b>54</b>	<b>233</b>	<b>131</b>	<b>8</b>	<b>313</b>	<b>1</b>	<b>6</b>	<b>.290</b>	<b>.350</b>	<b>.459</b>	<b>.809</b>	<b>1.16</b>

PLAYERS

# LOGAN ALLEN

LHP PITCHER

SD\_Southpaw



## CAREER NOTES

- Drafted in the 8th round (231st overall) by the Boston Red Sox in 2015
- Traded by Red Sox with OF Manuel Margot, SS Javier Guerra and 2B Carlos Asuaje to Padres for RHP Craig Kimbrel on November 13, 2015
- Baseball America Double-A All-Star with San Antonio in 2018
- Mid-Season All-Star with Low-A Fort Wayne in 2017 and Double-A San Antonio in 2018
- Won a career high 14 games between Double-A San Antonio and Triple-A El Paso
- Struck out 12 batters in six innings at Double-A Midland on May 20, 2018

## BASICS

Age: 21  
 Height: 6-3  
 Weight: 200  
 Bats: Right  
 Throws: Left  
 DOB: May 23, 1997  
 Born: West Palm Beach, FL

## PERSONAL

- Played at IMG Academy in Bradenton, Florida
- Named a Top 100 Baseball Senior by Baseball recruiting in 2015



## CAREER STATISTICS

YEAR	TEAM	LG	LEVEL	L	ERA	G	GS	CG	SHO	SV	SVO	IP	H	R	ER	HR	HB	BB	IBB	SO	AVG	WHIP	GO/AO
2015	RSX	GCL	ROK	0	0	0.90	7	7	0	0	0	20.0	12	2	2	0	0	1	0	24	.171	0.65	1.62
2015	LOW	NYP	A(Short)	0	0	2.08	1	1	0	0	0	4.1	6	1	1	0	0	0	0	2	.300	1.38	0.33
2016	PAD	AZL	ROK	0	0	3.00	3	3	0	0	0	6.0	5	2	2	0	0	1	0	8	.217	1.00	2.33
2016	TRI	NWL	A(Short)	0	1	7.71	1	1	0	0	0	2.1	4	2	2	0	0	1	0	4	.364	2.14	2.00
2016	FW	MID	A(Full)	3	4	3.33	15	11	0	0	0	54.0	48	22	20	2	3	22	0	47	.242	1.30	0.70
2017	FW	MID	A(Full)	5	4	2.11	13	13	0	0	0	68.1	49	16	16	1	6	26	0	85	.201	1.10	0.85
2017	LE	CAL	A(Adv)	2	5	3.97	11	10	0	0	0	56.2	60	29	25	2	0	18	0	57	.271	1.38	1.18
2018	SA	TEX	AA	10	6	2.78	20	19	0	0	0	121.0	89	41	37	7	5	38	0	125	.205	1.05	0.84
2018	ELP	PCL	AAA	4	0	1.63	5	5	0	0	0	27.2	21	7	5	4	0	13	0	26	.206	1.23	0.83
<b>Minors Career</b>				<b>24</b>	<b>20</b>	<b>2.75</b>	<b>76</b>	<b>70</b>	<b>0</b>	<b>0</b>	<b>0</b>	<b>360.1294</b>	<b>122</b>	<b>110</b>	<b>16</b>	<b>14</b>	<b>120</b>	<b>0</b>	<b>378</b>	<b>.222</b>	<b>1.15</b>	<b>0.90</b>	

# ELLIOT ASHBECK

RHP PITCHER



## CAREER NOTES

- Drafted in the 16th round (477th overall) by the San Diego Padres in 2015
- Mid-Season All-Star with High-A Lake Elsinore in 2018
- Won a career high five games between Lake Elsinore and San Antonio in 2018
- Struck out 82 batters in 78.1 innings of work between Lake Elsinore and San Antonio in 2018
- Has only started one game in his career (San Antonio on August 28, 2018)

## BASICS

Age: 25  
 Height: 6-3  
 Weight: 220  
 Bats: Left  
 Throws: Right  
 DOB: November 16, 1993  
 Born: Marshfield, WI

## PERSONAL

- Played at Bradley University in Peoria, Illinois
- Named John Olerud Award finalist in Junior season at Bradley
- Named Second Team All-Missouri Valley Conference in Junior season at Bradley

PLAYERS



## CAREER STATISTICS

YEAR/TEAM	LG	LEVEL	W	L	ERA	G	GS	CG	SHO	SV	SVO	IP	H	R	ER	HR	HB	BB	IBB	SO	AVG	WHIP	GO/BO
2015	PAD	AZL ROK	2	0	3.51	16	0	0	0	4	5	25.2	26	12	10	3	1	4	0	22	.282	1.17	0.58
2016	FW	MID A(Full)	2	1	1.71	6	1	0	0	1	1	21.0	10	4	4	0	2	0	15	.143	0.57	0.62	
2016	LE	CAL A(Adv)	0	1	0.00	1	1	0	0	0	0	3.1	2	1	0	0	0	0	1	0	.182	0.90	0.60
2017	SD1	AZL ROK	1	1	0.00	4	0	0	0	0	1	4.2	2	3	0	0	1	2	0	7	.111	0.86	0.29
2017	TRI	NWL A(Short)	0	0	1.69	7	0	0	0	1	1	10.2	7	2	2	0	1	2	0	13	.179	0.66	0.36
2017	SD2	AZL ROK	0	0	0.00	2	0	0	0	0	0	3.0	2	0	0	0	1	0	0	4	.182	0.67	4.00
2018	LE	CAL A(Adv)	4	2	2.44	35	0	0	0	4	8	66.1	44	19	18	4	3	15	0	69	.191	0.89	0.64
2018	SA	TEX AA	1	2	7.50	7	1	0	0	0	2	12.0	18	10	10	1	0	4	0	13	.346	1.83	0.75
<b>Minors Career</b>			<b>10</b>	<b>7</b>	<b>2.70</b>	<b>78</b>	<b>3</b>	<b>0</b>	<b>0</b>	<b>10</b>	<b>18</b>	<b>146.2</b>	<b>111</b>	<b>51</b>	<b>44</b>	<b>9</b>	<b>8</b>	<b>28</b>	<b>0</b>	<b>144</b>	<b>.208</b>	<b>0.95</b>	<b>0.61</b>

# PEDRO AVILA

RHP PITCHER



## BASICS

Age: 22  
 Height: 5-11  
 Weight: 190  
 Bats: Right  
 Throws: Right  
 DOB: January 14, 1997  
 Born: Caracas, Venezuela

## CAREER NOTES

- Mid-Season All-Star with High-A Lake Elsinore in 2018
- Ranked 2nd in strikeouts among California League pitchers in 2018
- Traded by Nationals to Padres for catcher Derek Norris on December 2, 2016
- Won a career high eight games between Lake Elsinore and Fort Wayne in 2017
- Recorded system-best 170 strikeouts in 2017, which was tied for 7th in all of Minor League Baseball
- Set Fort Wayne single-game strikeout record with 17 strikeouts on August 8, 2017 at Great Lakes
- Recorded ten or more strike outs in five games in 2018 (May 25, June 13, August 5, 23, 29)
- Signed as international free agent by Nationals, July 2, 2014

## PERSONAL

- Signed as a 17-teen year old by the Washington Nationals



TM

## CAREER STATISTICS

YEAR/TEAM	LG	LEVEL	W	L	ERA	G	GS	CG	SHO	SV	SHO	IP	H	R	ER	HR	BB	SO	AVG	WHIP	GO/AQ		
2015	DSL	NAT DSL	6	3	2.26	13	13	0	0	0	0	69.2	46	22	15	1	5	17	0	.87	1.06	1.17	
2015	NAT	GCL ROK	1	0	0.00	1	0	0	0	0	0	4.0	1	0	0	0	1	0	5	.077	0.50	0.75	
2016	HAG	SAL A(Full)	7	3	3.48	20	20	0	0	0	0	93.0	86	41	36	10	7	38	0	.249	1.33	1.02	
2017	LE	CAL A(Adv)	1	4	4.98	10	9	0	0	0	1	43.1	50	31	24	2	2	18	0	.53	.284	1.57	1.18
2017	FW	MID A(Full)	1	3	3.05	14	14	0	0	0	0	85.2	74	31	29	3	5	15	0	.117	.231	1.04	1.56
2018	LE	CAL A(Adv)	7	9	4.27	24	20	0	0	1	1	130.2	136	69	62	8	5	54	0	.142	.270	1.45	0.97
<b>Minors Career</b>			<b>29</b>	<b>24</b>	<b>3.59</b>	<b>82</b>	<b>76</b>	<b>0</b>	<b>0</b>	<b>1</b>	<b>2</b>	<b>416.1</b>	<b>393</b>	<b>194</b>	<b>166</b>	<b>24</b>	<b>25</b>	<b>143</b>	<b>0</b>	<b>.496</b>	<b>.249</b>	<b>1.29</b>	<b>1.12</b>

# LAKE BACHAR

RHP PITCHER

@lakebachar13



## CAREER NOTES

- Drafted in the 5th round (144th overall) by the San Diego Padres in 2016
- Named Pitcher of the Week with Low-A Fort Wayne (8/20/17)
- Career record of 12-12 between the AZL, Fort Wayne, Lake Elsinore, and San Antonio
- Recorded five or more strike outs per game six times in 2018
- Finished 2017 season with a career best 5-1 record between AZL Padres and Low-A Fort Wayne

## BASICS

Age: 23  
 Height: 6-3  
 Weight: 215  
 Bats: Right  
 Throws: Right  
 DOB: June 3, 1995  
 Born: Winfield, IL

## PERSONAL

- Played at University of Wisconsin-Whitewater in Whitewater, Wisconsin
- Named Baseball America's College Top 100 Draft Prospects in his Sophomore season at Wisconsin-Whitewater
- Served as a punter and place kicker on Wisconsin-Whitewater's football team, earning 1st-Team All-WIAC honors in 2015

PLAYERS



## CAREER STATISTICS

YEAR	TEAM	LG	LEVEL	W	L	ERA	G	GS	CG	SHO	SV	SVO	IP	H	R	ER	HR	HB	BB	IBB	SO	AVG	WHIP	GO/AO
2016	PAD	AZL	ROK	1	2	3.45	10	5	0	0	0	0	28.2	25	11	11	1	1	6	0	35	.231	1.08	1.67
2016	LE	CAL	A(Adv)	1	0	3.60	4	0	0	0	1	1	5.0	4	2	2	0	0	0	0	5	.280	0.80	0.29
2016	FW	MID	A(Full)	0	0	0.00	1	0	0	0	0	0	3.0	0	0	0	0	0	1	0	1	.000	0.33	1.00
2017	SD1	AZL	ROK	1	0	1.00	5	0	0	0	0	0	9.0	5	1	1	1	0	6	0	15	.186	1.22	1.17
2017	FW	MID	A(Full)	4	1	4.06	7	6	0	0	0	0	37.2	33	21	17	6	0	6	0	28	.239	1.04	1.00
2017	SD2	AZL	ROK	0	0	2.25	1	1	0	0	0	0	4.0	2	1	1	0	0	2	0	4	.154	1.00	2.50
2018	LE	CAL	A(Adv)	2	2	1.91	7	4	0	0	1	1	28.1	16	11	6	3	3	9	0	18	.167	0.88	0.68
2018	SA	TEX	AA	3	7	5.59	20	14	0	0	1	1	87.0	99	86	54	15	5	38	1	62	.292	1.57	0.65
<b>Minors Career</b>				<b>12</b>	<b>12</b>	<b>4.09</b>	<b>55</b>	<b>30</b>	<b>0</b>	<b>0</b>	<b>3</b>	<b>3</b>	<b>202.2</b>	<b>184</b>	<b>103</b>	<b>92</b>	<b>26</b>	<b>9</b>	<b>68</b>	<b>1</b>	<b>168</b>	<b>.245</b>	<b>1.24</b>	<b>0.82</b>

# MICHEL BAEZ

RHP PITCHER

[@BaezCruz1](#)



## CAREER NOTES

- Named Pitcher of the Week with High-A Lake Elsinore (6/10/18)
- Won a career high seven games between AZL Padres and Low-A Fort Wayne in 2017
- Struck out 14 batters in 6.2 innings of work with Fort Wayne on July 31, 2017
- Recorded six games with eight strikes in 2018 (June 5, July 17, 21, 27, August 4, 10)
- Struck out 113 batters in 105 innings of work between Lake Elsinore and San Antonio in 2018

## BASICS

Age: 23  
 Height: 6-8  
 Weight: 220  
 Bats: Right  
 Throws: Right  
 DOB: JJanuary 21, 1996  
 Born: Havana, Cuba

## PERSONAL

- Signed as international free agent by Padres on December 19, 2016

PLAYERS



## CAREER STATISTICS

YEAR/TEAM	LG	LEVEL	W	L	ERA	G	GS	CG	SHO	SV	SVO	IP	H	R	ER	HR	HB	BB	IBB	SO	AVG	WHIP	GO/BO
2017	SD1	AZL ROK	1	0	3.60	1	1	0	0	0	0	50	2	2	2	1	0	2	0	7	.133	0.80	2.80
2017	FW	MID A(Full)	6	2	2.45	10	10	0	0	0	0	98.2	41	16	16	8	2	8	0	82	.182	0.84	0.95
2018	IE	CAF A(Arch)	4	7	2.91	17	17	0	0	0	0	86.2	73	32	28	5	4	33	0	92	.229	1.22	0.88
2018	SA	TEX AA	0	3	7.35	4	4	0	0	0	0	18.1	22	20	15	4	2	12	0	21	.301	1.85	0.67
<b>Minor Career</b>			<b>11</b>	<b>12</b>	<b>3.25</b>	<b>32</b>	<b>32</b>	<b>0</b>	<b>0</b>	<b>0</b>	<b>0</b>	<b>188.2</b>	<b>138</b>	<b>70</b>	<b>61</b>	<b>18</b>	<b>8</b>	<b>55</b>	<b>0</b>	<b>202</b>	<b>.222</b>	<b>1.14</b>	<b>0.66</b>

# CHRISTOPHER BAKER

INFIELDER



## CAREER NOTES

- Drafted in the 17th round (504th overall) by the San Diego Padres in 2016
- Northwest League Mid-Season All-Star with Short Season Tri-City in 2016
- MiLB.com Organization All-Star in 2016 (San Diego)
- Went 3-for-4 with a three-run home run against High-A Visalia on July 7, 2018
- Went 3-for-4 with a triple against High-A San Jose on August 5, 2018
- Hit a career high six home runs with High-A Lake Elsinore in 2017

## BASICS

Age: 24  
 Height: 6-1  
 Weight: 180  
 Bats: Right  
 Throws: Right  
 DOB: November 29, 1994  
 Born: Redwood City, CA

## PERSONAL

- Played at the University of Washington in Seattle, Washington
- Named to the All-Pac-12 team in his Junior season at Washington
- Started 116 consecutive games from freshman through junior seasons at Washington between starts at shortstop, second, and third base

PLAYERS

## CAREER STATISTICS

YEAR	TEAM	LG	LEVEL	G	AB	R	H	TB	2B	3B	HR	RBI	BB	IBB	SO	SB	CS	AVG	OBP	SLG	OPS	GO/AO
2016	TRI	NWL	A(Short)	54	201	33	61	78	11	0	2	27	23	0	49	14	4	.303	.389	.388	.777	1.00
2016	FW	MID	A(Full)	17	63	9	18	36	3	3	3	11	7	0	18	0	0	.286	.366	.571	.938	0.82
2017	LE	CAL	A(Adv)	101	376	36	79	119	16	3	6	37	27	0	112	5	2	.210	.270	.316	.587	1.07
2018	LE	CAL	A(Adv)	64	218	30	54	80	10	2	4	27	13	1	68	3	0	.248	.301	.367	.668	0.89
Minors Career				236	858	108	212	313	40	8	15	102	70	1	247	22	6	.247	.314	.365	.679	0.99

# MATTHEW BATTEN

INFIELDER



## CAREER NOTES

- Drafted in the 32nd round (948th overall) by the San Diego Padres in 2017
- Hit a career high .272 AVG between Lake Elsinore and San Antonio in 2018
- Made starts at second base (67), shortstop (31), third base (5), and first base (1) during 2018
- Hit a career high eight doubles in 2017 and 2018
- Went 3-for-3 with a double and three RBI with Lake Elsinore on May 15, 2018
- Went 4-for-4 with two RBI with San Antonio on June 6, 2018

## BASICS

Age: 23  
 Height: 5-11  
 Weight: 180  
 Bats: Right  
 Throws: Right  
 DOB: June 22, 1995  
 Born: Shelton, CT

## PERSONAL

- Played at Quinnipiac University in Hamden, Connecticut
- Named All-MAAC First Team in Sophomore season at Quinnipiac
- Helped Shelton National Little League (CT) to 2008 Little League World Series



## CAREER STATISTICS

YEAR	TEAM	LG	LEVEL	G	AB	R	H	TR	2B	3B	HR	RBI	BB	IBB	SO	SB	CS	AVG	OBP	SLG	OPS	GO/AO
2017	SD1	AZL	ROK	29	99	22	26	39	6	2	1	14	11	0	22	1	0	.263	.336	.394	.730	1.60
2017	TRI	NWL	A(Short)	20	63	8	13	15	2	0	0	6	12	0	17	4	1	.206	.338	.238	.576	2.18
2018	ELP	PCL	AAA	2	6	2	1	1	0	0	0	4	0	3	0	0	0	.167	.500	.167	.667	1.00
2018	LE	CAL	A(Adv)	13	41	7	14	16	2	0	0	4	6	0	12	1	0	.341	.426	.390	.816	2.00
2018	SA	TEX	AA	63	181	22	47	61	6	1	2	18	29	1	95	11	2	.260	.368	.337	.705	1.50
<b>Minors Career</b>				<b>127</b>	<b>390</b>	<b>61</b>	<b>101</b>	<b>132</b>	<b>16</b>	<b>3</b>	<b>3</b>	<b>42</b>	<b>62</b>	<b>1</b>	<b>109</b>	<b>17</b>	<b>3</b>	<b>.259</b>	<b>.364</b>	<b>.338</b>	<b>.702</b>	<b>1.66</b>



# DAVID BEDNAR

RHP PITCHER



## CAREER NOTES

- Drafted in the 35th round (1044th overall) by the San Diego Padres in 2016
- Recorded 25 saves in 32 career opportunities
- Won a career high four games between Short Season Tri-City and Low-A Fort Wayne in 2016
- Recorded ten saves in 15 opportunities with High-A Lake Elsinore in 2018
- Struck out 96 batters in 69.1 innings of work with High-A Lake Elsinore in 2018
- Joined Double-A San Antonio for postseason, tossing four scoreless innings in four appearances during Texas League playoffs

## BASICS

Age: 24  
 Height: 6-1  
 Weight: 220  
 Bats: Left  
 Throws: Right  
 DOB: October 10, 1994  
 Born: Pittsburgh, PA

## PERSONAL

- Played at Lafayette College in Easton, Pennsylvania
- Third all-time in Lafayette College program history in strike outs (188 SO)
- Became just fourth player drafted from Lafayette in last 36 years

PLAYERS



## CAREER STATISTICS

YEAR/TEAM	LG	LEVEL	W	L	ERA	G	GS	CG	SHO	SV	SVO	IP	H	R	ER	HR	HB	BB	IBB	SO	AVG	WHIP	GO/BO	
2016	TEX	NWL A(Short)	1	0	0.00	8	0	0	0	0	2	2	100	7	0	0	0	1	0	0	15	.189	0.70	0.80
2016	FW	MID A(Full)	3	4	3.43	15	0	0	0	0	2	2	21.0	20	10	8	0	0	4	2	25	.244	1.14	0.83
2017	FW	MID A(Full)	1	1	1.87	24	0	0	0	0	9	10	33.2	18	7	7	1	1	11	2	50	.154	0.86	0.89
2017	LE	CHL A(Adv)	0	3	3.89	21	0	0	0	0	2	3	27.2	27	12	11	1	4	9	0	31	.257	1.30	0.85
2018	LE	CHL A(Adv)	2	4	2.73	47	0	0	0	0	10	15	69.1	65	29	21	4	4	29	0	96	.246	1.36	0.75
<b>Minor Career</b>			<b>7</b>	<b>12</b>	<b>2.62</b>	<b>115</b>	<b>0</b>	<b>0</b>	<b>0</b>	<b>0</b>	<b>25</b>	<b>32</b>	<b>161.2</b>	<b>137</b>	<b>58</b>	<b>47</b>	<b>6</b>	<b>10</b>	<b>53</b>	<b>4</b>	<b>217</b>	<b>.226</b>	<b>1.18</b>	<b>0.76</b>

# COLBY BLUEBERG

RHP PITCHER



## CAREER NOTES

- Drafted in the 24th round (717th overall) by the San Diego Padres in 2014
- Mid-Season All-Star with High-A Lake Elsinore in 2016 and 2017
- MiLB Organization All-Star in 2015 (San Diego)
- Recorded 21 saves in 26 opportunities with Low-A Fort Wayne in 2015
- Recorded a career high seven wins with Lake Elsinore in 2017
- Struck out seven batters against Double-A Tulsa on August 10, 2018

## BASICS

Age: 25  
 Height: 6-0  
 Weight: 185  
 Bats: Right  
 Throws: Right  
 DOB: May 11, 1993  
 Born: Carson City, NV

## PERSONAL

- Played at The University of Nevada in Reno, Nevada



## CAREER STATISTICS

YEAR	TEAM	LG	LEVEL	W	L	ERA	G	GS	CG	SHO	SV	SVO	IP	H	R	ER	HR	HR	BB	IBB	SO	AVG	WHIP	GO/AO	
2014	EUG	NOR	A(Short)	2	0	0.55	18	0	0	0	1	2	32.2	24	4	2	0	1	6	0	37	.207	0.92	1.71	
2014	FW	MID	A(Full)	1	0	0.00	2	0	0	0	0	0	3.0	3	0	0	0	0	2	0	3	.250	1.67	1.00	
2015	LE	CAL	A(Adv)	0	0	21.601	0	0	0	0	0	0	1.2	3	5	4	1	0	1	0	2	.375	2.40	2.00	
2015	FW	MID	A(Full)	4	1	1.07	41	0	0	0	0	21	26	58.2	33	8	7	0	0	15	0	62	.163	0.82	1.06
2016	LE	CAL	A(Adv)	2	3	3.17	45	0	0	0	12	15	59.2	58	25	21	5	2	26	1	60	.254	1.41	1.21	
2017	LE	CAL	A(Adv)	7	2	2.85	45	0	0	0	10	12	60.0	50	21	19	3	0	25	0	74	.224	1.25	0.87	
2018	ELP	PCL	AAA	0	0	18.001	0	0	0	0	0	0	1.0	3	2	2	0	0	0	0	1	.500	3.00	1.00	
2018	SA	TEX	AA	1	1	3.91	16	0	0	0	0	0	25.1	29	13	11	3	3	9	0	31	.287	1.50	1.10	
2018	LE	CAL	A(Adv)	4	1	3.24	18	0	0	0	1	2	25.0	21	15	9	1	3	13	1	27	.226	1.36	0.86	
<b>Minors Career</b>				<b>21</b>	<b>8</b>	<b>2.53</b>	<b>187</b>	<b>0</b>	<b>0</b>	<b>0</b>	<b>45</b>	<b>57</b>	<b>267.0</b>	<b>224</b>	<b>93</b>	<b>75</b>	<b>13</b>	<b>9</b>	<b>97</b>	<b>2</b>	<b>297</b>	<b>.226</b>	<b>1.20</b>	<b>1.06</b>	

# JEAN COSME

RHP PITCHER



## CAREER NOTES

- Drafted in the 17th round (511th overall) by the Baltimore Orioles in 2014
- Traded by Orioles to Padres for RHP Odrisamer Despaigne on February 4, 2016
- Mid-Season All-Star with Low-A Fort Wayne in 2016
- Won a career high eight wins with Low-A Fort Wayne in 2016
- Struck out seven batters in three games with Fort Wayne (April 18, May 17, and August 2, 2016)
- Won four straight games with Fort Wayne (May 27, June 1, 7, 12, 2016)

## BASICS

Age: 22  
 Height: 6-2  
 Weight: 155  
 Bats: Right  
 Throws: Right  
 DOB: May 24, 1996  
 Born: Toa Alta, Puerto Rico

## PERSONAL

- Played first professional game at the age of 18 years old



## CAREER STATISTICS

YEAR TEAM	LG	LEVEL	W	L	ERA	G	CS	CG	SHO	SV	SVO	IP	H	R	ER	HR	HB	BB	SO	AVG	WHIP	GO/AQ		
2014	ORI	GCL ROK	2	0	4.70	9	1	0	0	0	1	15.1	13	8	8	1	2	8	0	17	.288	1.37	1.08	
2015	ABD	NYP A(Short)	3	5	4.74	12	12	0	0	0	0	57.0	46	31	30	2	2	18	0	53	.217	1.12	1.11	
2016	FW	MID A(Full)8	8	3	2.28	28	18	0	0	0	1	106.1	112	47	38	3	3	23	0	94	.267	1.27	1.07	
2017	LE	CAL A(Adv)	0	3	7.43	6	6	0	0	0	0	23.0	35	19	19	1	3	12	0	17	.357	2.04	0.92	
2018	SD1	AZL ROK	1	1	4.50	4	3	0	0	0	0	6.0	5	3	3	0	1	0	0	6	.238	0.83	0.83	
2018	TRI	NWL A(Short)	0	1	13.50	1	0	0	0	0	1	2.2	5	4	4	1	0	2	0	1	.385	2.63	2.50	
2018	SD2	AZL ROK	1	1	1.64	5	4	0	0	0	0	11.0	10	2	2	0	1	1	0	10	.250	1.00	3.20	
<b>Minors Career</b>			<b>15</b>	<b>19</b>	<b>4.23</b>	<b>65</b>	<b>44</b>	<b>0</b>	<b>0</b>	<b>0</b>	<b>0</b>	<b>3</b>	<b>221.1</b>	<b>226</b>	<b>114</b>	<b>104</b>	<b>8</b>	<b>12</b>	<b>64</b>	<b>0</b>	<b>198</b>	<b>.262</b>	<b>1.31</b>	<b>1.12</b>

# MIGUEL DIAZ

RHP PITCHER



## CAREER NOTES

- MiLB.com Organizational All-Star in 2018 (San Diego)
- Rising Star in 2018 (AFL)
- Traded by Twins to Padres for RHP Justin Haley and cash on December 8, 2016
- Made MLB debut on April 3, 2017 with San Diego
- Won a career high five games with San Antonio in 2018
- Perfect in save opportunities with San Antonio in 2018 (2 Saves)

## BASICS

Age: 24  
 Height: 6-0  
 Weight: 214  
 Bats: Right  
 Throws: Right  
 DOB: November 28, 1994  
 Born: San Cristobal,  
 Dominican Republic

## PERSONAL

- Signed as international free agent by Brewers on December 1, 2011



## CAREER STATISTICS

YEAR	TEAM	LG	LEVEL	W	L	ERA	G	GS	CG	SHO	SV	SVO	IP	H	R	ER	HR	HB	BB	IBB	SO	AVG	WHIP	GO/AO	
2012	BRW	DSL	ROK	0	3	4.62	15	1	0	0	1	2	25.1	27	20	13	0	3	15	0	21	.278	1.66	1.32	
2013	BRW	DSL	ROK	3	2	2.40	11	9	0	0	0	0	48.2	36	17	13	0	3	21	0	34	.211	1.17	0.88	
2014	BRE	AZL	ROK	4	2	4.21	13	5	0	0	0	0	47.0	42	24	22	3	3	20	0	53	.232	1.32	1.15	
2015	BRE	AZL	ROK	0	3	2.21	7	5	0	0	0	0	20.1	20	12	5	1	0	5	0	23	.270	1.23	0.83	
2016	WIS	MID	A(Full)	1	8	3.71	26	15	0	0	3	5	94.2	83	49	39	7	5	29	1	91	.226	1.18	1.04	
2017	SD1	AZL	ROK	1	0	0.00	1	0	0	0	0	0	2.0	0	0	0	0	0	0	1	0	2	.000	0.50	3.00
2017	LE	CAL	A(Adv)	0	0	3.68	2	2	0	0	0	0	7.1	8	3	3	0	0	3	0	5	.296	1.50	0.88	
2017	SD	NL	MLB	1	1	7.34	31	3	0	0	0	0	41.2	44	38	34	11	3	25	0	33	.275	1.66	0.89	
2018	ELP	PCL	AAA	0	3	8.10	5	2	0	0	0	1	13.1	17	12	12	2	0	13	0	15	.304	2.25	1.27	
2018	SA	TEX	AA	5	2	2.35	19	9	0	0	2	2	65.0	45	21	17	4	2	30	0	66	.195	1.15	1.42	
2018	SD	NL	MLB	1	0	4.82	11	0	0	0	0	0	18.2	16	11	10	2	0	12	2	30	.225	1.50	0.59	
<b>Minors Career</b>				<b>14</b>	<b>23</b>	<b>3.45</b>	<b>99</b>	<b>48</b>	<b>0</b>	<b>0</b>	<b>6</b>	<b>10</b>	<b>323.2</b>	<b>278</b>	<b>158</b>	<b>124</b>	<b>17</b>	<b>16</b>	<b>137</b>	<b>1</b>	<b>310</b>	<b>.230</b>	<b>1.28</b>	<b>1.11</b>	
<b>MLB Career</b>				<b>2</b>	<b>1</b>	<b>6.56</b>	<b>42</b>	<b>3</b>	<b>0</b>	<b>0</b>	<b>0</b>	<b>0</b>	<b>60.1</b>	<b>60</b>	<b>46</b>	<b>44</b>	<b>13</b>	<b>3</b>	<b>37</b>	<b>2</b>	<b>63</b>	<b>.260</b>	<b>1.61</b>	<b>0.81</b>	

# ANDERSON ESPINOZA

RHP PITCHER

[@paarking](#)



## CAREER NOTES

- Baseball America Rookie All-Star for GCL Red Sox in 2015
- Traded by Red Sox to Padres for LHP Drew Pomeranz on July 14, 2016
- Struck out 100 batters in 108.1 innings pitched between Greenville and Fort Wayne in 2016
- Struck out a career high 11 batters against Augusta on May 5, 2016

## BASICS

Age: 20  
 Height: 6-0  
 Weight: 160  
 Bats: Right  
 Throws: Right  
 DOB: March 9, 1998  
 Born: Caracas, Venezuela

## PERSONAL

- Signed as international free agent by Red Sox on July 2, 2014

PLAYERS



## CAREER STATISTICS

YEAR	TEAM/LG	LEVEL	W	L	ERA	G	GS	CG	SHO	SV	SVO	IP	H	R	ER	HR	HB	BB	IBB	SO	AVG	WHIP	GO/AO
2015	RSX2	DSL ROK	0	0	1.20	4	4	0	0	0	0	15.0	13	6	2	0	2	3	0	21	.232	1.07	2.83
2015	GVL	SAL A(Full)0	1	8.10	1	1	0	0	0	0	3.1	4	3	3	0	0	2	0	4	.267	1.80	2.50	
2015	RSX	GCL ROK	0	1	0.68	10	10	0	0	0	40.0	24	5	3	0	4	9	0	40	.170	0.83	4.13	
2016	GVL	SAL A(Full)5	8	4.38	17	17	0	0	0	0	76.0	77	39	37	2	2	27	0	72	.269	1.37	1.15	
2016	FW	MID A(Full)1	3	4.73	8	7	0	0	0	0	32.1	38	17	17	1	3	8	0	28	.290	1.42	1.03	
<b>Minors Career</b>			<b>6</b>	<b>13</b>	<b>3.35</b>	<b>40</b>	<b>39</b>	<b>0</b>	<b>0</b>	<b>0</b>	<b>0</b>	<b>166.2</b>	<b>156</b>	<b>70</b>	<b>62</b>	<b>3</b>	<b>11</b>	<b>49</b>	<b>0</b>	<b>165</b>	<b>.248</b>	<b>1.23</b>	<b>1.59</b>

# MICHAEL GETTYS

OUTFIELDER

[@Michaelgettys3](#)



## CAREER NOTES

- Drafted in the 2nd round (51st overall) by the San Diego Padres in 2014
- Mid-Season All-Star with Fort Wayne in 2016 and San Antonio in 2018
- MiLB.com Organization All-Star in 2016 (San Diego)
- Went 3-for-6 with a home run and three RBI against Double-A Frisco on May 1, 2018
- Went 3-for-4 with three solo home runs against High-A San Jose on June 2, 2017

## BASICS

Age: 23  
 Height: 6-1  
 Weight: 203  
 Bats: Right  
 Throws: Right  
 DOB: October 22, 1995  
 Born: Santa Monica, CA

## PERSONAL

- Played at Gainesville High School in Gainesville, Georgia
- Named Baseball recruiting Top 100 Seniors in 2014

PLAYERS



## CAREER STATISTICS

YEAR	TEAM	LG	LEVEL	G	AB	R	H	TR	2B	3B	HR	RBI	BB	IBB	SO	SB	CS	AVG	OBP	SLG	OPS	GO/AO
2014	PAD	AZL	ROK	52	213	29	66	93	8	5	3	38	15	0	66	14	2	.310	.353	.437	.790	0.98
2015	FW	MID	A(Full)122	494	62	114	171	27	6	6	44	28	0	162	20	10	.231	.271	.346	.617	1.01	
2016	FW	MID	A(Full)68	257	37	78	107	10	5	3	27	18	0	69	24	10	.304	.369	.416	.786	0.75	
2016	LE	CAL	A(Adv)	60	248	40	76	116	13	0	9	33	17	1	77	9	6	.306	.356	.468	.823	1.26
2017	LE	CAL	A(Adv)	116	457	84	116	197	22	4	17	51	46	1	191	22	8	.254	.329	.431	.760	1.05
2018	SA	TEX	AA	125	431	51	99	172	22	3	15	53	31	1	160	17	6	.230	.290	.399	.689	1.21
<b>Minors Career</b>				<b>543</b>	<b>2100</b>	<b>303</b>	<b>549</b>	<b>856</b>	<b>102</b>	<b>23</b>	<b>53</b>	<b>246</b>	<b>155</b>	<b>3</b>	<b>725</b>	<b>106</b>	<b>42</b>	<b>.261</b>	<b>.318</b>	<b>.408</b>	<b>.726</b>	<b>1.04</b>

# RUDDY GIRON

INFIELDER



## CAREER NOTES

- Player of the Week with Low-A Fort Wayne (5/25/15)
- Went 5-for-6 with three doubles against High-A Lancaster on July 14, 2018
- Went 4-for-6 with two doubles against Low-A Lake County on April 10, 2016
- Hit a career high seven home runs with Lake Elsinore in 2017
- Played first game as a 17-teen year old

## BASICS

Age: 22  
 Height: 6-0  
 Weight: 205  
 Bats: Right  
 Throws: Right  
 DOB: January 4, 1997  
 Born: Santo Domingo Norte,  
 Dominican Republic

## PERSONAL

- Signed as international free agent by Padres on July 2, 2013

PLAYERS



## CAREER STATISTICS

YEAR	TEAM	LG	LEVEL	G	AB	R	H	TB	2B	3B	HR	RBI	BB	IBB	SO	SB	CS	AVG	OBP	SLG	OPS	GO/AO
2014	PAD	AZL	ROK	48	188	23	31	41	10	0	0	13	8	0	42	1	2	.168	.205	.222	.427	1.22
2015	FW	MID	A(Full) 96	386	58	110	157	12	4	9	49	29	0	68	15	14		.285	.335	.407	.742	1.34
2016	FW	MID	A(Full) 106	401	49	89	122	23	2	2	20	34	0	74	8	7		.222	.284	.304	.589	1.68
2016	LE	CAL	A(Adv)	14	47	7	20	32	7	1	1	5	3	0	13	1	0	.426	.460	.681	1.141	2.75
2017	LE	CAL	A(Adv)	117	450	50	106	156	26	2	7	36	33	0	119	13	2	.233	.290	.347	.636	1.41
2018	SD2	AZL	ROK	2	5	1	1	2	1	0	0	1	0	0	0	0	0	.200	.333	.400	.733	1.00
2018	LE	CAL	A(Adv)	57	212	22	54	74	12	1	2	24	6	0	51	2	2	.285	.276	.349	.625	1.74
2018	SA	TEX	AA	9	26	4	6	11	2	0	1	2	1	0	9	0	0	.231	.259	.423	.682	1.60
2018	SD1	AZL	ROK	7	23	4	8	12	1	0	1	2	3	0	1	1	0	.348	.444	.522	.966	1.14
<b>Minors Career</b>				<b>456</b>	<b>1735</b>	<b>218</b>	<b>424</b>	<b>607</b>	<b>94</b>	<b>10</b>	<b>23</b>	<b>152</b>	<b>117</b>	<b>0</b>	<b>377</b>	<b>41</b>	<b>27</b>	<b>.244</b>	<b>.295</b>	<b>.350</b>	<b>.644</b>	<b>1.48</b>

# MACKENZIE GORE

LHP PITCHER

[@Mgore181](#)



## CAREER NOTES

- Drafted in the 1st round (3rd overall) by the San Diego Padres in 2017
- 15th overall prospect by MLB.com
- Baseball America Rookie All-Star with AZL Padres in 2017
- Struck out 74 batters in 60.2 innings with Low-A Fort Wayne in 2018
- 108 career Strike outs between AZL Padres in 2017 and Low-A Fort Wayne in 2018
- Pitched in a career high sixteen games with Low-A Fort Wayne in 2018

## BASICS

Age: 20  
 Height: 6-3  
 Weight: 191  
 Bats: Left  
 Throws: Left  
 DOB: February 24, 1999  
 Born: Wilmington, NC

## PERSONAL

- Played at Whiteville High School in Whiteville North Carolina
- Baseball Recruiting Top 100 Seniors in 2017 while at Whiteville High School



## CAREER STATISTICS

YEAR	TEAM	LG	LEVEL	W	L	ERA	G	CG	SHO	SV	SVO	IP	H	R	ER	HR	HB	BB	IBB	SO	AVG	WHIP	GO/AO	
2017	SD1	AZL	ROK	0	1	1.27	7	7	0	0	0	0	21.1	14	5	3	0	1	7	0	34	.184	0.98	3.67
2018	FW	MID	A(Full)	2	5	4.45	16	16	0	0	0	60.2	61	35	30	5	5	18	0	74	.260	1.30	0.62	
<b>Minors Career</b>				<b>2</b>	<b>6</b>	<b>3.62</b>	<b>23</b>	<b>23</b>	<b>0</b>	<b>0</b>	<b>0</b>	<b>82.0</b>	<b>75</b>	<b>40</b>	<b>33</b>	<b>5</b>	<b>6</b>	<b>25</b>	<b>0</b>	<b>108</b>	<b>.241</b>	<b>1.22</b>	<b>0.88</b>	



# CHRIS HUFFMAN

RHP PITCHER



## CAREER NOTES

- Drafted in the 14th round (417th overall) by the San Diego Padres in 2014
- MiLB.com Organizational All-Star in 2017 (San Diego)
- Mid-Season All-Star with Lake Elsinore in 2016
- California League Pitcher of the Week with Lake Elsinore (8/28/16)
- Career high ten wins with High-A Lake Elsinore in 2016
- Struck out seven batters against Corpus Christi on August 27, 2018

## BASICS

Age: 26  
 Height: 6-1  
 Weight: 205  
 Bats: Right  
 Throws: Right  
 DOB: November 25, 1992  
 Born: Fort Defiance, VA

## PERSONAL

- Played at James Madison in Harrisonburg, Virginia
- Named First Team All-District and All-Region as both a shortstop and pitcher as a junior and named All-State as a shortstop in High School

PLAYERS



## CAREER STATISTICS

YEAR TEAM	LG	LEVEL	W	L	ERA	G	GS	CG	SHO	SV	SVO	IP	H	R	ER	HR	HB	BB	IBB	SO	AVG	WHIP	GO/AO
2014	EUG	NOR A(Short)	0	1	4.26	15	0	0	0	0	1	19.0	21	11	9	1	1	6	0	16	.292	1.42	1.64
2015	FW	MID A(Full)	6	3	3.28	22	18	0	0	0	1	107.0	108	50	39	6	10	23	0	58	.263	1.22	1.27
2016	LE	CAL A(Adv)	10	5	3.78	28	23	0	0	0	0	131.0	126	70	55	7	4	43	0	98	.251	1.29	1.09
2017	LE	CAL A(Adv)	1	3	3.16	9	6	1	0	0	0	42.2	45	22	15	3	1	6	0	30	.266	1.20	1.47
2017	SA	TEX AA	4	4	3.13	11	11	0	0	0	0	69.0	72	26	24	6	1	15	0	59	.268	1.26	1.03
2017	ELP	PCL AAA	3	1	3.31	7	7	0	0	0	0	32.2	35	12	12	6	1	9	0	27	.273	1.35	0.72
2018	ELP	PCL AAA	3	5	6.91	16	14	0	0	0	0	70.1	98	57	54	10	5	32	0	40	.343	1.85	1.04
2018	SA	TEX AA	1	1	2.86	11	3	0	0	2	3	28.1	20	10	9	3	1	12	0	21	.202	1.13	1.03
<b>Minors Career</b>			<b>31</b>	<b>26</b>	<b>3.91</b>	<b>118</b>	<b>82</b>	<b>1</b>	<b>0</b>	<b>2</b>	<b>5</b>	<b>500.0</b>	<b>525</b>	<b>258</b>	<b>217</b>	<b>42</b>	<b>24</b>	<b>146</b>	<b>0</b>	<b>349</b>	<b>.271</b>	<b>1.34</b>	<b>1.13</b>

# JERRY KEEL

LHP PITCHER



## CAREER NOTES

- Drafted in the 9th round (267th overall) by the San Diego Padres in 2015
- Mid-Season All-Star with San Antonio in 2018
- Struck out 108 batters in 148.2 innings between San Antonio and El Paso in 2018
- Struck out ten batters in six innings against Triple-A Albuquerque on July 17, 2018
- Won a career high ten games between San Antonio and El Paso in 2018
- Undefeated on the road with Triple-A El Paso in 2018 and AZL Padres in 2015

## BASICS

Age: 25  
 Height: 6-6  
 Weight: 240  
 Bats: Left  
 Throws: Left  
 DOB: September 26, 1993  
 Born: Palmdale, CA

## PERSONAL

- Played at Cal State Northridge in Los Angeles, California
- Named Big West Freshman Pitcher of the Year and Freshman All-American in 2012



## CAREER STATISTICS

YEAR	TEAM	LG	LEVEL	W	L	ERA	G	CS	CG	SHO	SV	SVO	IP	H	R	ER	HR	HB	BB	SO	AVG	WHIP	GO/ABO	
2015	TRI	NWL	A(Short)	3	1	3.00	19	0	0	0	0	2	33.0	34	16	11	1	2	8	0	.288	1.27	1.80	
2016	FW	MID	A(Full)	5	10	2.97	25	9	0	0	0	0	75.2	79	35	25	1	0	21	1	.62	.262	1.32	2.25
2016	LE	CAL	A(Adv)	2	2	6.14	4	4	0	0	0	0	22.0	23	16	15	5	2	9	0	.16	.277	1.45	2.21
2016	SA	TEX	AA	0	2	6.89	3	3	0	0	0	0	17.0	24	15	13	2	1	8	0	.11	.338	1.88	1.71
2017	FW	MID	A(Full)	3	2	2.96	8	8	0	0	0	0	48.2	39	19	16	4	2	14	0	.50	.219	1.09	2.00
2017	SA	TEX	AA	1	2	1.02	3	2	0	0	0	0	17.2	14	3	2	0	1	5	0	.14	.222	1.08	1.25
2017	LE	CAL	A(Adv)	3	4	4.48	12	9	1	0	1	1	60.1	59	32	30	4	0	13	0	.60	.261	1.19	1.36
2018	SA	TEX	AA	6	3	4.85	16	16	0	0	0	0	91.0	99	46	46	9	1	22	0	.73	.282	1.33	1.35
2018	ELP	PCL	AAA	4	1	4.68	12	8	0	0	0	1	57.2	63	32	30	7	0	19	0	.35	.278	1.42	0.86
Minors Career				27	27	4.00	102	59	1	0	1	4	423.0	434	214	188	33	9	119	1	349	.267	1.31	1.52

# A.J. KENNEDY

CATCHER



## CAREER NOTES

- Drafted in the 30th round (897th overall) by the San Diego Padres in 2015
- Went 2-for-4 with a home run and three RBI against High-A Lancaster on August 24, 2018
- Went 4-for-5 with two doubles against Low-A Dayton on June 12, 2016
- Career high 42 caught stealing in 2016 between Fort Wayne, Lake Elsinore, and San Antonio
- Career high 21 RBI in 2016 between Fort Wayne, Lake Elsinore, and San Antonio

## BASICS

Age: 25  
 Height: 6-0  
 Weight: 190  
 Bats: Right  
 Throws: Right  
 DOB: January 23, 1994  
 Born: Irvine, CA

## PERSONAL

- Played at Cal State Fullerton in Fullerton, California
- Named to Johnny Bench Award Watch List in 2015

## CAREER STATISTICS

YEAR	TEAM	LG	LEVEL	G	AB	R	H	TB	2B	3B	HR	RBI	BB	IBB	SO	SB	CS	AVG	OBP	SLG	OPS	GO/AO
2015	TRI	NWL	A(Short)	24	87	12	24	30	6	0	0	16	7	0	16	0	1	.276	.337	.345	.682	0.89
2016	SA	TEX	AA	10	31	0	5	5	0	0	0	2	4	0	12	0	2	.161	.250	.161	.411	0.36
2016	FW	MID	A(Full)	16	43	5	10	13	3	0	0	2	4	0	9	0	2	.233	.298	.302	.600	0.90
2016	LE	CAL	A(Adv)	52	186	27	42	56	11	0	1	17	10	0	52	0	2	.228	.274	.301	.575	0.82
2017	SA	TEX	AA	27	101	4	7	14	1	0	2	8	5	2	36	1	0	.069	.136	.139	.275	0.69
2017	FW	MID	A(Full)	42	138	11	19	29	4	0	2	11	5	0	52	1	0	.138	.189	.210	.399	0.37
2018	ELP	PCL	AAA	20	46	3	7	13	3	0	1	3	0	0	19	0	0	.152	.149	.283	.432	1.20
2018	TRI	NWL	A(Short)	2	4	0	1	1	0	0	0	0	0	0	0	0	0	.250	.250	.250	.500	2.00
2018	LE	CAL	A(Adv)	21	73	7	15	22	4	0	1	8	4	0	22	0	0	.205	.256	.301	.558	0.61
<b>Minors Career</b>				<b>214</b>	<b>709</b>	<b>69</b>	<b>130</b>	<b>183</b>	<b>32</b>	<b>0</b>	<b>7</b>	<b>67</b>	<b>39</b>	<b>2</b>	<b>218</b>	<b>2</b>	<b>7</b>	<b>.183</b>	<b>.237</b>	<b>.258</b>	<b>.495</b>	<b>0.61</b>

# TAYLOR KOHLWEY

OUTFIELDER



## CAREER NOTES

- Drafted in the 21st round (624th overall) by the San Diego Padres in 2016
- First career hit was a triple against Short-Season Everett on June 19, 2016
- Went 4-for-5 with a triple against Double-A Midland on August 3, 2018
- Recorded 58 extra-base hits in his career between Tri-City, Fort Wayne, Lake Elsinore, and San Antonio (10 HR, 15 3B, 33, 2B)
- Hit Grand Slam against Short Season Everett on July 20, 2016

## BASICS

Age: 24  
 Height: 6-3  
 Weight: 200  
 Bats: Left  
 Throws: Left  
 DOB: July 20, 1994  
 Born: Holmen, WI

## PERSONAL

- Played at University of Wisconsin-La Crosse in La Crosse, Wisconsin
- Named D3baseball.com Second Team All-America in Junior season at Wisconsin-La Crosse



## CAREER STATISTICS

YEAR	TEAM	LG	LEVEL	G	AB	R	H	TB	2B	3B	HR	RBI	BB	IBB	SO	SB	CS	AVG	OBP	SLG	OFS	GO/AO
2016	TRI	NWL	A(Short)	33	127	14	28	43	4	4	1	20	19	0	27	8	3	.220	.324	.339	.663	1.96
2016	LE	CAL	A(Adv)	13	53	8	16	22	2	2	0	3	3	0	16	0	1	.302	.361	.415	.766	1.75
2016	FW	MID	A(Full)T	28	3	10	11	1	0	0	2	2	0	6	4	1	.357	.419	.393	.812	0.30	
2017	LE	CAL	A(Adv)	92	303	40	74	102	15	5	1	25	27	1	81	2	2	.244	.314	.337	.650	0.75
2018	LE	CAL	A(Adv)	17	46	7	9	18	3	0	2	9	5	0	17	1	0	.196	.283	.391	.674	0.77
2018	SA	TEX	AA	72	204	25	54	88	8	4	6	22	25	0	58	4	4	.265	.359	.431	.790	1.04
Minors Career				234	761	97	191	284	33	15	10	81	81	1	205	19	11	.251	.332	.373	.705	0.99

# REGGIE LAWSON

RHP PITCHER

[@RLawww6](#)



## CAREER NOTES

- Drafted in the supplemental 2nd round (71st overall) by the San Diego Padres in 2016
- Mid-Season All-Star with High-A Lake Elsinore in 2018
- Posted an 8-5 record with Lake Elsinore in 2018
- Struck out 117 batters in 117 innings with Lake Elsinore in 2018

## BASICS

Age: 21  
 Height: 6-4  
 Weight: 205  
 Bats: Right  
 Throws: Right  
 DOB: August 2, 1997  
 Born: Victor Valley,  
 Adelanto, CA

## PERSONAL

- Played at Victor Valley High School in Victorville, California
- Named Top 100 Seniors in High School Baseball in 2016

PLAYERS



## CAREER STATISTICS

YEAR	TEAM	LG	LEVEL	W	L	ERA	G	GS	CG	SHO	SV	SVO	IP	H	R	ER	HR	HB	BB	IBB	SO	AVG	WHIP	GO/AO
2016	PAD		AZL ROK	0	0	8.31	5	3	0	0	0	0	8.2	12	8	8	0	0	3	0	7	.316	1.73	0.73
2017	FW		MID A(Full)4	6	5	3.0	17	17	0	0	0	0	73.0	68	44	43	8	2	35	0	89	.236	1.37	0.92
2018	LE		CAL A(Adv)	8	5	4.69	24	22	0	0	0	0	117.0	130	69	61	11	2	51	0	117	.280	1.55	0.81
<b>Minors Career</b>				<b>12</b>	<b>11</b>	<b>5.07</b>	<b>46</b>	<b>42</b>	<b>0</b>	<b>0</b>	<b>0</b>	<b>0</b>	<b>198.2</b>	<b>207</b>	<b>121</b>	<b>112</b>	<b>19</b>	<b>4</b>	<b>89</b>	<b>0</b>	<b>213</b>	<b>.266</b>	<b>1.49</b>	<b>0.84</b>

# TREVOR MEGILL

RHP PITCHER



## CAREER NOTES

- Drafted in the 7th round (207th overall) by the San Diego Padres in 2015
- Struck out 42 batters in 37.2 innings of work between AZL Padres, San Antonio, and Lake Elsinore in 2018
- Recorded a record of 5-0 between AZL Padres, Lake Elsinore, Tri-City in 2017
- Recorded two saves in three appearances with Short Season Tri-City in 2017

## BASICS

Age: 25  
 Height: 6-8  
 Weight: 235  
 Bats: Left  
 Throws: Right  
 DOB: December 5, 1993  
 Born: Long Beach, CA

## PERSONAL

- Played at Loyola Marymount in Los Angeles, California
- Brother of Tylor Megill
- Earned honorable mention All-WCC and All-Freshman team honors in 2012



## CAREER STATISTICS

YEAR	TEAM	LG	LEVEL	W	L	ERA	G	GS	CG	SHO	SV	SVO	IP	H	R	ER	HR	HB	BB	IBB	SO	AVG	WHIP	GO/AO
2015	TRI		NWL A(Short)	2	0	2.70	10	0	0	0	1	1	20.0	14	6	6	4	0	8	0	27	.187	1.10	1.33
2015	PAD		AZL ROK	0	0	3.97	7	0	0	0	0	0	11.1	13	6	5	1	0	3	0	16	.289	1.41	2.00
2017	SD1		AZL ROK	1	0	2.84	3	0	0	0	0	0	6.1	4	2	2	0	0	3	0	6	.174	1.11	0.63
2017	LE		CAL A(Adv)	1	0	13.502	0	0	0	0	0	0	2.2	5	4	4	0	0	2	0	3	.385	2.63	4.00
2017	TRI		NWL A(Short)	3	0	0.98	16	0	0	0	2	3	18.1	10	2	2	0	0	2	0	35	.149	0.65	0.64
2018	SD2		AZL ROK	0	0	9.00	1	0	0	0	0	0	1.0	2	1	1	0	0	0	0	1	.500	2.00	
2018	SA		TEX AA	1	0	3.18	11	0	0	0	0	1	17.0	16	6	6	2	0	7	0	9	.254	1.35	0.46
2018	LE		CAL A(Adv)	1	1	3.20	13	0	0	0	1	1	19.2	13	7	7	3	2	1	0	32	.186	0.71	0.67
<b>Minors Career</b>				<b>9</b>	<b>1</b>	<b>3.08</b>	<b>63</b>	<b>0</b>	<b>0</b>	<b>0</b>	<b>4</b>	<b>6</b>	<b>96.1</b>	<b>77</b>	<b>34</b>	<b>33</b>	<b>10</b>	<b>2</b>	<b>26</b>	<b>0</b>	<b>129</b>	<b>.214</b>	<b>1.07</b>	<b>0.85</b>

# OWEN MILLER

INFIELDER

[@OwenMiller8](https://twitter.com/OwenMiller8)



## CAREER NOTES

- Drafted in the 3rd round (84th overall) by the San Diego Padres in 2018
- Northwest League Mid-Season All-Star for Short Season Tri-City in 2018
- Went 3-for-5 with a home run and two RBI on June 27, 2018
- Went 4-for-6 with two doubles and four RBI on August 27, 2018

## BASICS

Age: 22  
 Height: 6-0  
 Weight: 190  
 Bats: Right  
 Throws: Right  
 DOB: November 15, 1996  
 Born: Mequon, WI

## PERSONAL

- Played at Illinois State University in Normal, Illinois
- Named All-Missouri Valley Conference First Team in his Junior season

PLAYERS



## CAREER STATISTICS

YEAR	TEAM	LG	LEVEL	G	AB	R	H	TB	2B	3B	HR	RBI	BB	IBB	SO	SB	CS	AVG	OBP	SLG	OFS	GO/AO
2018	TRI	NWL	A(Short)	49	191	22	64	84	8	3	2	20	15	1	24	4	4	.335	.395	.440	.835	1.00
2018	FW	MID	A(Full)	26	107	18	36	53	11	0	2	13	4	0	17	0	0	.336	.368	.495	.864	1.42
<b>Minors Career</b>				<b>75</b>	<b>298</b>	<b>40</b>	<b>100</b>	<b>137</b>	<b>19</b>	<b>3</b>	<b>4</b>	<b>33</b>	<b>19</b>	<b>1</b>	<b>41</b>	<b>4</b>	<b>4</b>	<b>.336</b>	<b>.386</b>	<b>.460</b>	<b>.846</b>	<b>1.13</b>

# ADRIAN MOREJON

LHP PITCHER

[@adrian\\_morejon3](https://twitter.com/adrian_morejon3)



## CAREER NOTES

- Mid-Season All-Star with Lake Elsinore in 2018
- Struck out 74 batters in 65.1 innings of work between AZL Padres and Lake Elsinore in 2018
- Played in the Cuban National Series for Mayabeque in 2014
- Struck out seven batters in seven innings of work against Rancho Cucamonga on May 9, 2018
- Struck out 12 batters against High-A Lancaster on June 15, 2018
- 6th left handed pitching prospect by MLB.com

## BASICS

Age: 19  
 Height: 6-0  
 Weight: 175  
 Bats: Left  
 Throws: Left  
 DOB: February 27, 1999  
 Born: Havana, Cuba

## PERSONAL

- Signed as international free agent by Padres on July 7, 2016
- Signed as an 18 teen year old out of Havana, Cuba

PLAYERS

## CAREER STATISTICS

YEAR	TEAM/LG	LEVEL	W	L	ERA	G	CS	CG	SHO	SV	SVO	IP	H	R	ER	HR	HB	BB	IBB	SO	AVG	WHIP	GO/AO
2017	TRI	NWL A(Short)	2	2	3.87	7	0	0	0	0	0	35.1	37	14	14	2	2	3	0	38	.286	1.13	0.82
2017	FW	MID A(Full)	1	2	4.23	6	6	0	0	0	0	27.2	28	14	13	2	1	13	0	23	.264	1.48	0.53
2018	SD1	AZL ROK	0	1	6.75	1	1	0	0	0	0	2.2	5	2	2	0	0	0	0	4	.385	1.88	3.00
2018	LE	CAL A(Adv)	4	4	3.30	13	13	0	0	0	0	62.2	54	27	23	6	4	24	0	70	.233	1.24	1.41
Minors Career			7	9	3.65	27	27	0	0	0	0	128.1	124	57	52	10	7	40	0	132	.253	1.28	0.98



# ANDRES MUNOZ

RHP PITCHER



## CAREER NOTES

- All Prospect Team in 2017 (AFL)
- Struck out 28 batters in 24.2 innings of work between Short Season Tri-City and Double-A San Antonio in 2018
- Recorded seven saves in eight opportunities with Double-A San Antonio in 2018
- Won three games with Short Season Tri-city in 2017
- Recorded first career save against Short Season Spokane on August 20, 2017

## BASICS

Age: 20  
 Height: 6-2  
 Weight: 165  
 Bats: Right  
 Throws: Right  
 DOB: January 16, 1999  
 Born: Los Mochis, Sinaloa, Mexico

## PERSONAL

- Signed as international free agent by Padres on July 7, 2015
- Signed as a 17-teen year old out of Los Mochis, Mexico



## CAREER STATISTICS

YEAR	TEAM	LG	LEVEL	W	L	ERA	G	GS	CG	SHO	SV	SVO	IP	H	R	ER	HR	HB	BB	IBB	SO	AVG	WHIP	GO/AO
2016	PAD	AZL	ROK	1	1	5.49	16	1	0	0	0	1	19.2	16	16	12	1	0	16	0	26	.213	1.63	1.50
2017	TRI	NWL	A(Short)	3	0	3.80	21	0	0	0	1	1	23.2	15	13	10	2	2	16	0	35	.176	1.31	3.50
2017	FW	MID	A(Full)	0	3.86	3	0	0	0	0	1	2.1	2	1	1	0	0	2	0	3	.222	1.71	1.00	
2018	TRI	NWL	A(Short)	0	0	0.00	5	0	0	0	0	0	5.2	0	0	0	0	0	2	0	9	.000	0.35	0.75
2018	SA	TEX	AA	2	1	0.95	20	0	0	0	7	8	19.0	11	2	2	0	0	11	0	19	.175	1.16	2.00
<b>Minors Career</b>				<b>6</b>	<b>2</b>	<b>3.20</b>	<b>65</b>	<b>1</b>	<b>0</b>	<b>0</b>	<b>8</b>	<b>11</b>	<b>70.1</b>	<b>44</b>	<b>32</b>	<b>25</b>	<b>3</b>	<b>2</b>	<b>47</b>	<b>0</b>	<b>92</b>	<b>.177</b>	<b>1.29</b>	<b>1.95</b>

# JOSH NAYLOR

OUTFIELDER

[@JoshNaylor44](#)



## BASICS

Age: 21  
 Height: 5-11  
 Weight: 250  
 Bats: Left  
 Throws: Left  
 DOB: June 22, 1997  
 Born: Mississauga, ON, Canada

## CAREER NOTES

- Drafted in the 1st round (12th overall) by the Miami Marlins in 2015
- Futures Game appearance in 2016 and 2017
- Postseason All-Star with Double-A San Antonio in 2018
- MiLB.com California League Player of the Month for the month of April (2017)
- Went 2-for-3 with two home runs and four RBI against Double-A Arkansas on April 7, 2018
- Went 2-for-5 with a double and triple against Double-A Frisco on April 25, 2018

## PERSONAL

- Played at St. Joan of Arc Catholic Secondary School in Mississauga, Ontario
- Brother of Bo Naylor



## CAREER STATISTICS

YEAR	TEAM	LG	LEVEL	G	AB	R	H	TB	2B	3B	HR	RBI	BB	IBB	SO	SB	CS	AVG	OBP	SLG	OPS	GO/AO
2015	MRL	GCL	ROK	25	98	8	32	41	4	1	1	16	4	0	11	1	0	.327	.382	.418	.771	1.23
2016	GBO	SAL	A(Full)	89	342	42	92	147	24	2	9	54	22	2	62	10	3	.269	.317	.430	.747	1.44
2016	LE	CAL	A(Adv)	33	139	17	35	49	5	0	3	21	3	0	22	1	1	.252	.264	.353	.616	1.15
2017	LE	CAL	A(Adv)	72	283	41	84	128	16	2	8	45	27	2	48	7	1	.297	.361	.452	.813	1.38
2017	SA	TEX	AA	42	156	18	39	54	9	0	2	19	16	0	36	2	1	.250	.320	.346	.666	1.30
2018	SA	TEX	AA	128	501	72	149	224	22	1	17	74	64	8	69	5	5	.297	.383	.447	.830	1.15
Minors Career				389	1519	198	431	643	80	6	40	229	136	12	248	26	11	.284	.346	.423	.769	1.27

# EDWARD OLIVARES

**OUTFIELDER**



## CAREER NOTES

- Mid-Season All-Star with High-A Lake Elsinore in 2018
- MiLB.com Organization All-Star in 2017 (Toronto)
- Went 2-for-3 with two solo home runs against High-A San Jose on August 4, 2018
- Recorded first career hit against DSL Marlins on July 9, 2014
- Traded by Blue Jays with RHP Jared Carkuff to Padres for 3B Yangervis Solarte on January 6, 2018

## BASICS

Age: 22  
 Height: 6-2  
 Weight: 186  
 Bats: Right  
 Throws: Right  
 DOB: March 6, 1996  
 Born: Caracas, Venezuela

## PERSONAL

- Signed as international free agent by Blue Jays on July 2, 2014



## CAREER STATISTICS

YEAR	TEAM	LG	LEVEL	G	AB	R	H	TR	2B	3B	HR	RBI	BB	IBB	SO	SB	CS	AVG	OBP	SLG	OPS	GO/AO
2014	BLJ	DSL	ROK	40	140	31	44	58	5	3	1	22	20	0	23	12	3	.314	.436	.414	.850	1.92
2015	BLU	GCL	ROK	38	116	21	23	42	8	1	3	10	11	0	27	14	2	.198	.345	.362	.707	0.82
2016	BLU	APP	ROK	15	55	8	15	23	3	1	1	6	5	0	12	1	2	.273	.339	.418	.757	1.14
2017	LAN	MID	A(Full)	101	426	82	118	213	26	9	17	65	22	1	82	18	7	.277	.330	.500	.830	1.10
2017	DUN	FSL	A(Adv)	19	68	11	15	18	1	1	0	7	8	0	17	2	2	.221	.312	.265	.576	1.44
2018	LE	CAL	A(Adv)	129	531	79	147	228	25	10	12	62	29	0	102	21	8	.277	.321	.429	.750	1.08
<b>Minors Career</b>				<b>342</b>	<b>1336</b>	<b>232</b>	<b>362</b>	<b>582</b>	<b>68</b>	<b>25</b>	<b>34</b>	<b>172</b>	<b>95</b>	<b>1</b>	<b>263</b>	<b>68</b>	<b>24</b>	<b>.271</b>	<b>.339</b>	<b>.436</b>	<b>.775</b>	<b>1.14</b>

# KYLE OVERSTREET

INFIELDER



## CAREER NOTES

- Drafted in the 14th round (417th overall) by the San Diego Padres in 2015
- Recorded a career high nine home runs with Double-A San Antonio in 2018
- Batted .297 at home and .248 away from Nelson W. Wolff Municipal Stadium in 2018
- Hit a walk off grand slam against Corpus Christi on May 5, 2018
- Went 3-for-5 with two doubles, home run, and two RBI against High-A Visalia on July 29, 2017

## BASICS

Age: 25  
 Height: 5-11  
 Weight: 205  
 Bats: Right  
 Throws: Right  
 DOB: September 4, 1993  
 Born: Birmingham, AL

## PERSONAL

- Played at the University of Alabama in Tuscaloosa, Alabama
- Named Rawlings Gold Glove Award in Freshman season at Alabama



## CAREER STATISTICS

YEAR	TEAM	LG	LEVEL	G	AB	R	H	TB	2B	3B	HR	RBI	BB	IBB	SO	SB	CS	AVG	OBP	SLG	OFS	GO/AO
2015	PAD	AZL	ROK	35	119	15	24	32	3	1	1	9	18	0	27	0	2	.202	.307	.269	.576	1.88
2016	FW	MID	A(Full)11	30	3	8	10	2	0	0	2	5	0	5	0	0	.267	.371	.333	.705	1.13	
2016	TRI	NWL	A(Short)	64	241	25	61	70	7	1	0	28	21	0	40	1	0	.253	.310	.290	.600	1.69
2017	LE	CAL	A(Adv)	53	190	25	61	86	13	0	4	29	20	0	31	1	0	.321	.381	.453	.834	1.49
2017	FW	MID	A(Full)17	55	10	18	30	6	0	2	6	11	0	8	0	1	.327	.448	.545	.993	0.88	
2018	SA	TEX	AA	124	470	45	128	180	23	1	9	46	32	1	75	2	0	.272	.321	.383	.704	1.00
Minors Career				304	1105	123	300	408	54	3	16	120	107	1	186	4	3	.271	.336	.369	.705	1.28

# DILLON OVERTON

LHP PITCHER

[@OvertonDillon](#)



## CAREER NOTES

- Drafted in the 2nd round (63rd overall) by the Oakland Athletics in 2013
- Claimed on waivers by Padres from Mariners, June 19, 2017
- Pitcher of the Week with Triple-A Nashville (4/24/16)
- Struck out seven batters in 6 innings of work against Nashville on June 15, 2018
- 8-2 record between four teams in 2018, seven wins coming with PCL El Paso
- Made MLB debut with Oakland Athletics on June 25, 2016
- Won nine straight starts with Triple-A Nashville (May 17-July 10, 2016)

## BASICS

Age: 27  
 Height: 6-2  
 Weight: 175  
 Bats: Left  
 Throws: Left  
 DOB: August 17, 1991  
 Born: Clinton, OK

## PERSONAL

- Played at University of Oklahoma in Norman, Oklahoma
- All-Big 12 Second Team in Junior season at Oklahoma

PLAYERS



## CAREER STATISTICS

YEAR	TEAMLG	LEVEL	W	L	ERA	G	GS	CG	SHO	SV	SVO	IP	H	R	ER	HR	HB	BB	IBB	SO	AVG	WHIP	GO/AO
2014	ATH	AZL ROK	0	2	1.64	7	7	0	0	0	0	22.0	19	8	4	0	2	3	0	31	.232	1.00	0.74
2014	VER	NYP A(Short)	0	1	2.40	5	0	0	0	0	0	15.0	11	4	4	0	1	1	0	22	.200	0.80	0.92
2015	STK	CAL A(Adv)	2	4	3.82	14	12	0	0	0	0	61.1	62	29	26	7	3	12	0	69	.270	1.21	0.66
2015	MID	TEX AA	5	2	3.06	13	13	0	0	0	0	64.2	65	22	22	4	0	15	0	47	.260	1.24	0.54
2016	NAS	PCL AAA	13	5	3.29	21	20	1	0	0	0	125.2	132	50	46	6	2	31	0	105	.268	1.30	0.78
2016	OAK	AL MLB	1	3	11.47	7	0	0	0	0	0	24.1	48	31	31	12	1	7	0	17	.407	2.26	0.38
2017	TAC	PCL AAA	1	2	9.33	7	6	0	0	0	0	27.0	34	28	28	9	0	12	0	22	.301	1.70	0.61
2017	ELP	PCL AAA	6	4	5.63	12	12	0	0	0	0	64.0	77	41	40	12	1	17	0	30	.294	1.47	0.75
2017	SEA	AL MLB	0	0	6.38	9	1	0	0	0	0	18.1	21	15	13	4	0	2	1	8	.280	1.25	1.00
2017	SD	NL MLB	0	1	7.71	1	1	0	0	0	0	4.2	9	4	4	2	1	2	1	3	.429	2.36	1.25
2018	SA	TEX AA	1	0	2.84	7	0	0	0	0	0	12.2	9	4	4	2	0	2	0	15	.191	0.87	0.35
2018	SD2	AZL ROK	0	0	0.00	1	1	0	0	0	0	3.0	3	0	0	0	0	0	0	3	.273	1.00	4.00
2018	ELP	PCL AAA	7	2	2.90	16	13	0	0	0	0	80.2	70	27	26	10	2	22	0	49	.234	1.14	0.48
2018	SD1	AZL ROK	0	0	6.00	1	0	0	0	0	0	3.0	5	3	2	0	0	2	0	6	.357	2.33	2.00
<b>Minors Career</b>			<b>35</b>	<b>22</b>	<b>3.80</b>	<b>104</b>	<b>89</b>	<b>1</b>	<b>0</b>	<b>0</b>	<b>0</b>	<b>479.0</b>	<b>487</b>	<b>216</b>	<b>202</b>	<b>50</b>	<b>11</b>	<b>117</b>	<b>0</b>	<b>388</b>	<b>.262</b>	<b>1.26</b>	<b>0.65</b>
<b>MLB Career</b>			<b>1</b>	<b>4</b>	<b>9.13</b>	<b>17</b>	<b>7</b>	<b>0</b>	<b>0</b>	<b>0</b>	<b>0</b>	<b>47.1</b>	<b>78</b>	<b>50</b>	<b>48</b>	<b>18</b>	<b>2</b>	<b>11</b>	<b>2</b>	<b>28</b>	<b>.364</b>	<b>1.88</b>	<b>0.65</b>

# CHRIS PADDACK

RHP PITCHER

@PaddackChris



## CAREER NOTES

- Drafted in the 8th round (236th overall) by the Miami Marlins in 2015
- Has recorded a winning season in his three professional seasons
- Recorded three 10 strike out games with High-A Lake Elsinore in 2018 (May 12, May 18, June 6, 2018)
- Struck out 120 batters in 90 innings of work between Lake Elsinore and San Antonio in 2018
- Baseball America High-A All-Star with Lake Elsinore in 2018
- MiLB.com Organization All-Star in 2018 (San Diego)

## BASICS

Age: 23  
 Height: 6-4  
 Weight: 195  
 Bats: Right  
 Throws: Right  
 DOB: January 8, 1996  
 Born: Austin, TX

## PERSONAL

- Played at Cedar Park High School in Cedar Park, Texas
- Named Cedar Park Baseball Player of the Year in 2015

PLAYERS



## CAREER STATISTICS

YEAR	TEAM/LG	LEVEL	W	L	ERA	G	CG	SHO	SV	SVO	IP	H	R	ER	HR	HB	BB	IBB	SO	AVG	WHIP	GO/AO	
2015	MRL	GCL ROK	4	3	2.18	11	7	0	0	0	1	45.1	37	14	11	1	1	7	0	39	.219	0.97	1.53
2016	GBO	SAL A(Full)	2	0	0.95	6	6	0	0	0	28.1	9	3	3	2	3	2	0	48	.098	0.39	1.12	
2016	FW	MID A(Full)	0	0	0.64	3	3	0	0	0	14.0	11	1	1	0	0	3	0	23	.212	1.00	1.57	
2018	LE	CAL A(Adv)	4	1	2.24	10	10	0	0	0	52.1	43	13	13	3	4	4	0	83	.223	0.90	1.43	
2018	SA	TEX AA	3	2	1.91	7	7	1	0	0	37.2	23	8	8	1	2	4	1	37	.177	0.72	0.94	
<b>Minors Career</b>			<b>13</b>	<b>6</b>	<b>1.82</b>	<b>37</b>	<b>33</b>	<b>1</b>	<b>0</b>	<b>0</b>	<b>1</b>	<b>177.2</b>	<b>123</b>	<b>39</b>	<b>36</b>	<b>7</b>	<b>10</b>	<b>20</b>	<b>1</b>	<b>230</b>	<b>.193</b>	<b>0.80</b>	<b>1 . 2 9</b>

# CONNOR PANAS

OUTFIELDER



## CAREER NOTES

- Drafted in the 9th round (272nd overall) by the Toronto Blue Jays in 2015
- Went 3-for-5 with a triple on May 14, 2018
- Went 3-for-4 with a Double, two home runs, and four RBI on August 22, 2015
- Recorded his first career hit on June 22, 2015 with GCL Blue Jays
- MiLB.com Organizational All-Star in 2017 (Toronto)
- Postseason All-Star with Dunedin (FSL) in 2017

## BASICS

Age: 26  
 Height: 6-0  
 Weight: 218  
 Bats: Left  
 Throws: Right  
 DOB: February 11, 1993  
 Born: Toronto, ON, Canada

## PERSONAL

- Played at Canisius College in Buffalo, New York
- Named a 2015 ABCA/Rawlings All-American



## CAREER STATISTICS

YEAR	TEAM	LG	LEVEL	G	AB	R	H	TB	2B	3B	HR	RBI	BB	IBB	SO	SB	CS	AVG	OBP	SLG	OPS	GO/AO
2015	BLU	GCL	ROK	6	23	5	9	13	1	0	1	4	2	0	3	1	0	.391	.462	.565	1.027	2.67
2015	VAN	NWL	A(Short)	45	185	25	39	64	9	2	4	25	19	0	47	2	2	.282	.341	.413	.754	1.26
2016	LAN	MID	A(Full)	38	146	24	38	10	3	16	50	45	2	97	3	4	.231	.343	.430	.773	0.90	
2017	DUN	FSL	A(Adv)	114	402	64	111	191	20	3	18	55	41	0	99	4	0	.276	.364	.475	.839	0.77
2018	NH	EAS	AA	105	370	39	86	133	16	2	9	39	25	1	84	4	3	.232	.296	.359	.655	0.86
<b>Minors Career</b>				<b>368</b>	<b>1271</b>	<b>179</b>	<b>319</b>	<b>539</b>	<b>56</b>	<b>10</b>	<b>48</b>	<b>173</b>	<b>132</b>	<b>3</b>	<b>330</b>	<b>14</b>	<b>9</b>	<b>.251</b>	<b>.338</b>	<b>.424</b>	<b>.762</b>	<b>0.89</b>

# HUDSON POTTS

INFIELDER



## CAREER NOTES

- Drafted in the 1st round (24th overall) by the San Diego Padres in 2016
- Mid-Season All-Star with Lake Elsinore in 2018
- MiLB.com Organizational All-Star in 2018 (San Diego)
- Went 4-for-4 with two doubles, home run, and two RBI on April 21, 2018
- Went 2-for-4 with two home runs and four RBI on June 30, 2018
- Finished with a career high 20 home runs with Low-A Fort Wayne in 2017
- Recorded seven RBI with Fort Wayne on August 30, 2017

## BASICS

Age: 20  
 Height: 6-3  
 Weight: 205  
 Bats: Right  
 Throws: Right  
 DOB: October 28, 1998  
 Born: Southlake, TX

## PERSONAL

- Played at Carroll High School in Southlake, Texas

PLAYERS



## CAREER STATISTICS

YEAR	TEAM	LG	LEVEL	G	AB	R	H	TB	2B	3B	HR	RBI	BB	IBB	SO	SB	CS	AVG	OBP	SLG	OPS	GO/AO
2016	PAD	AZL	ROK	43	183	35	54	73	12	2	1	21	9	0	34	8	4	.295	.333	.399	.732	1.64
2016	TRI	NWL	A(Short)	16	60	7	14	16	0	1	0	6	9	1	13	2	1	.233	.352	.267	.619	3.11
2017	FW	MID	A(Full)125	491	67	124	215	23	4	20	69	23	0	140	0	1	.253	.293	.438	.731	1.09	
2018	LE	CAL	A(Adv)	106	406	66	114	202	35	1	17	59	37	1	112	3	1	.281	.350	.498	.847	1.36
2018	SA	TEX	AA	22	78	5	12	18	0	0	2	5	10	0	33	1	0	.154	.258	.231	.489	0.62
<b>Minors Career</b>				<b>312</b>	<b>1218</b>	<b>180</b>	<b>318</b>	<b>524</b>	<b>70</b>	<b>8</b>	<b>40</b>	<b>159</b>	<b>88</b>	<b>2</b>	<b>332</b>	<b>14</b>	<b>7</b>	<b>.261</b>	<b>.319</b>	<b>.430</b>	<b>.749</b>	<b>1.28</b>



# CAL QUANTRILL

RHP PITCHER

[@cal\\_quantrill147](#)



## CAREER NOTES

- Drafted in the 1st round (8th overall) by the San Diego Padres in 2016
- Won three straight games with High-A Lake Elsinore between June 18 -July 1, 2017
- Won a career high four straight games with Double-A San Antonio between May 29 – June 14, 2018
- Finished 2018 with a winning record of 9-6 between Double-A San Antonio and Triple-A El Paso
- Struck out 123 batters in 148 innings of work in 2018

## BASICS

Age: 24  
 Height: 6-3  
 Weight: 208  
 Bats: Left  
 Throws: Right  
 DOB: February 10, 1995  
 Born: Port Hope, ON, Canada

## PERSONAL

- Play at Stanford in Palo Alto, California
- Golden Spikes Award preseason watch list in 2016

PLAYERS



## CAREER STATISTICS

YEAR	TEAM/LG	LEVEL	W	L	ERA	G	GS	SHO	SV	SVO	IP	H	R	ER	HR	HB	BB	IBB	SO	AVG	WHIP	GO/AO
2016	PAD	AZL ROK	0	2	5.27	5	0	0	0	0	13.2	12	8	8	0	1	2	0	16	.231	1.02	1.27
2016	TRI	NWL A(Short)	0	2	1.93	5	0	0	0	0	18.2	15	7	4	0	1	2	0	28	.205	0.91	3.29
2016	FW	MID A(Full)	1	17	3.62	2	0	0	0	4.2	12	9	9	1	0	4	0	2	.522	3.43	1.00	
2017	SA	TEX AA	1	5	4.04	8	0	0	0	0	42.1	52	24	19	5	0	16	0	34	.295	1.61	0.90
2017	LE	CAL A(Adv)	6	5	3.67	14	14	0	0	0	73.2	78	35	30	5	4	24	0	76	.273	1.38	0.94
2018	SA	TEX AA	6	5	5.15	22	22	0	0	0	117.0	135	78	67	12	5	38	1	101	.288	1.48	1.13
2018	ELP	PCL AAA	3	1	3.48	6	6	0	0	0	31.0	39	17	12	4	1	5	0	22	.300	1.42	1.59
<b>Minors Career</b>			<b>16</b>	<b>21</b>	<b>4.46</b>	<b>62</b>	<b>62</b>	<b>0</b>	<b>0</b>	<b>0</b>	<b>301.0</b>	<b>343</b>	<b>178</b>	<b>149</b>	<b>27</b>	<b>12</b>	<b>91</b>	<b>1</b>	<b>279</b>	<b>.284</b>	<b>1.44</b>	<b>1.15</b>

# TRAVIS RADKE

LHP PITCHER



## BASICS

Age: 25  
 Height: 6-4  
 Weight: 237  
 Bats: Left  
 Throws: Left  
 DOB: March 6, 1993  
 Born: Thousand Oaks, CA

## CAREER NOTES

- Drafted in the 25th round (747th overall) by the San Diego Padres in 2014
- Post Season All-Star with Low-A Fort Wayne in 2018
- Mid-Season All-Star with Low-A Fort Wayne in 2018
- Recorded 14 saves in 17 save opportunities with Low-A Fort Wayne in 2018
- Split time between Fort Wayne, Lake Elsinore, San Antonio, and El Paso in 2018
- Set a career high four wins between Tri-City, Fort Wayne, Lake Elsinore in 2015

## PERSONAL

- Played at University of Portland in Portland, Oregon
- Named West Coast Conference Freshman of the Year in 2012



## CAREER STATISTICS

YEAR	TEAM	LG	LEVEL	W	L	ERA	G	GS	CG	SHO	SV	SVO	IP	H	R	ER	HR	HB	BB	IBB	SO	AVG	WHIP	GO/AO
2014	EUC	NOR	A(Short)	2	3	3.12	17	2	0	0	0	1	34.2	32	20	12	0	2	16	0	44	.241	1.38	1.23
2015	TRI	NWFL	A(Short)	2	2	3.41	6	6	0	0	0	0	29.0	36	11	11	2	3	1	0	30	.296	1.28	1.04
2015	FW	MID	A(Full)	1	1	3.94	3	3	0	0	0	0	16.0	19	9	7	0	1	4	0	13	.302	1.44	1.29
2015	LE	CAL	A(Adv)	1	4	8.10	7	7	0	0	0	0	33.1	50	32	30	7	3	12	0	26	.382	1.86	0.66
2017	TRI	NWFL	A(Short)	0	0	1.80	14	1	0	0	1	1	20.0	12	5	4	2	0	1	0	27	.179	0.66	1.64
2018	FW	MID	A(Full)	2	4	1.74	35	0	0	0	14	17	57.0	36	16	11	3	2	9	0	77	.175	0.79	0.90
2018	ELP	PCL	AAA	0	0	0.00	3	0	0	0	1	1	3.2	0	0	0	0	0	1	0	0	.000	0.27	1.40
2018	LE	CAL	A(Adv)	0	1	2.70	4	0	0	0	1	1	6.2	7	3	2	0	0	2	0	6	.304	1.38	1.00
2018	SA	TEX	AA	0	0	3.18	3	1	0	0	0	0	11.1	12	4	4	0	1	2	0	8	.300	1.24	1.50
<b>Minor Career</b>				<b>8</b>	<b>15</b>	<b>3.44</b>	<b>92</b>	<b>20</b>	<b>0</b>	<b>0</b>	<b>17</b>	<b>21</b>	<b>211.2</b>	<b>204</b>	<b>100</b>	<b>81</b>	<b>14</b>	<b>12</b>	<b>48</b>	<b>0</b>	<b>231</b>	<b>.254</b>	<b>1.19</b>	<b>1.03</b>

# EMMANUEL RAMIREZ

RHP PITCHER



## CAREER NOTES

- Northwest League Mid-Season All-Star with Tri-City in 2016 and 2017
- Northwest League pitcher of the Week with Tri-City (7/23/17)
- Played for Fort Wayne, Lake Elsinore, San Antonio, and El Paso in 2018
- Struck out 27 batters in 24 innings pitched with Double-A San Antonio in 2018
- Won a career high eight games between Fort Wayne, Lake Elsinore, San Antonio, and El Paso in 2018

## BASICS

Age: 24  
 Height: 6-2  
 Weight: 190  
 Bats: Right  
 Throws: Right  
 DOB: July 15, 1994  
 Born: Puerto Plata,  
 Dominican Republic

## PERSONAL

- Signed as international free agent on November 19, 2012

PLAYERS



## CAREER STATISTICS

YEAR	TEAMLG	LEVEL	W	L	ERA	G	CS	SHO	SV	SVO	IP	H	R	ER	HR	HB	BB	IBB	SO	AVG	WHIP	GO/AO	
2013	PAD	DSL ROK	1	3	8.92	24	0	0	0	0	36.1	36	51	36	1	6	49	0	41	.285	2.34	1.56	
2014	PAD	DSL ROK	3	1	4.96	12	0	0	0	0	28.2	25	15	13	0	4	10	0	31	.258	1.36	1.05	
2015	PAD	DSL ROK	0	0	4.91	2	2	0	0	0	7.1	6	4	4	0	1	5	0	9	.231	1.50	2.67	
2015	TRI	NWL A(Short)	2	1	3.00	5	5	0	0	0	24.0	20	9	8	1	0	8	0	25	.217	1.17	0.85	
2015	PAD	AZL ROK	4	2	1.51	8	6	0	0	0	41.2	29	21	7	2	4	7	0	37	.185	0.86	1.07	
2016	TRI	NWL A(Short)	4	1	2.62	8	8	0	0	0	44.2	36	16	13	0	1	13	0	42	.218	1.10	1.24	
2016	FW	MID A(Full)2	3	4	7.16	7	0	0	1	2	57.1	58	32	30	5	1	21	1	54	.264	1.38	0.92	
2017	FW	MID A(Full)0	2	3	6.37	0	0	0	1	2	17.1	21	12	7	4	0	8	0	24	.300	1.67	0.67	
2017	TRI	NWL A(Short)	2	1	2.48	8	8	0	0	0	54.1	42	17	15	1	1	10	0	53	.214	0.96	1.14	
2017	LE	CAL A(Adv)	2	2	3.82	6	6	0	0	0	33.0	34	15	14	2	1	12	0	37	.274	1.39	1.00	
2018	FW	MID A(Full)1	2	2	2.20	3	3	0	0	0	16.1	14	4	4	1	1	5	0	26	.222	1.16	0.60	
2018	LE	CAL A(Adv)	5	4	5.43	23	9	0	0	1	71.1	72	82	43	13	1	24	0	78	.287	1.35	0.82	
2018	ELP	PCL AAA	0	0	2.25	1	0	0	0	0	4.0	3	1	1	0	0	2	0	5	.200	1.25		
2018	SA	TEX AA	2	2	2.63	4	4	0	0	0	24.0	21	7	7	2	0	6	0	27	.241	1.13	1.28	
<b>Minors Career</b>			<b>28</b>	<b>24</b>	<b>3.98</b>	<b>127</b>	<b>58</b>	<b>0</b>	<b>0</b>	<b>2</b>	<b>5</b>	<b>457.1</b>	<b>417</b>	<b>256</b>	<b>202</b>	<b>32</b>	<b>21</b>	<b>180</b>	<b>1</b>	<b>489</b>	<b>.241</b>	<b>1.31</b>	<b>1.05</b>

# BUDDY REED

OUTFIELDER

[@BuddyLoco23](#)



## CAREER NOTES

- Drafted in the 2nd round (48th overall) by the San Diego Padres in 2016
- Mid-Season All-Star with Lake Elsinore in 2018
- MiLB Organizational All-Star in 2018 (San Diego)
- Baseball America High-A All-Star in 2018 (Lake Elsinore)
- Went 4-for-5 with two home runs, two doubles, and six RBI on April 17, 2018
- Went 4-for-4 with a home run, double, and an RBI against San Jose on May 26, 2018
- Recorded first professional hit against Hillsboro on July 5, 2016

## BASICS

Age: 23  
 Height: 6-4  
 Weight: 210  
 Bats: Switch  
 Throws: Right  
 DOB: April 27, 1995  
 Born: Bronx, NY

## PERSONAL

- Played at University of Florida in Gainesville, Florida
- SEC All-Defensive Team in 2016



## CAREER STATISTICS

YEAR	TEAM	LG	LEVEL	G	AB	R	H	TR	2B	3B	HR	RBI	BB	IBB	SO	SB	CS	AVG	OBP	SLG	OPS	GO/AO
2016	TRI	NWL	A(Short)	51	205	31	82	69	9	4	0	13	22	0	53	15	5	.254	.326	.337	.663	1.36
2017	FW	MID	A(Full)	88	316	48	74	125	17	8	6	35	23	1	97	12	8	.234	.290	.396	.685	0.60
2018	LE	CAL	A(Adv)	79	315	54	102	173	21	7	12	47	24	0	84	33	7	.324	.371	.549	.921	1.08
2018	SA	TEX	AA	43	179	21	32	42	7	0	1	15	12	0	63	18	3	.179	.227	.235	.461	0.76
Minors Career				261	1015	154	260	409	54	19	19	110	81	1	297	78	23	.256	.311	.403	.714	0.89

# WEBSTER RIVAS

CATCHER



## CAREER NOTES

- Signed as international free agent by Dodgers on May 29, 2009
- Signed by Padres on December 21, 2016
- Recorded first professional hit against DSL Yankees 2 on June 2, 2010
- Went 3-for-4 with a triple, home run, and three RBI on May 20, 2018
- Recorded a .302 batting average at home with Double-A San Antonio
- Went 4-for-4 against Midland on August 4, 2017

## BASICS

Age: 28  
 Height: 6-2  
 Weight: 218  
 Bats: Right  
 Throws: Right  
 DOB: August 8, 1990  
 Born: Nagua, Dominican Republic

## PERSONAL

- Has been a part of three organizations (Dodgers, Angels, and Padres)

PLAYERS



## CAREER STATISTICS

YEAR	TEAM	LG	LEVEL	G	AB	R	H	TB	2B	3B	HR	RBI	BB	IBB	SO	SB	CS	AVG	OBP	SLG	OFS	GO/AO
2010	DOD	DSL	ROK	59	211	23	52	75	16	2	1	34	12	0	12	3	2	.246	.307	.385	.682	0.75
2011	DOD	DSL	ROK	55	172	26	48	66	10	1	2	23	22	2	24	0	4	.279	.367	.384	.761	0.55
2012	DOD	AZL	ROK	7	24	1	5	5	0	0	0	1	2	0	7	0	0	.208	.296	.208	.505	0.86
2013	RC	CAL	A(Adv)	26	89	13	19	26	4	0	1	7	6	0	18	1	1	.213	.265	.292	.557	1.19
2013	GL	MID	A(Full)	20	61	7	16	18	2	0	0	5	4	0	6	0	1	.262	.313	.295	.609	0.79
2014	GL	MID	A(Full)	91	319	25	81	118	18	2	5	32	23	1	96	2	1	.254	.303	.370	.673	1.26
2015	GL	MID	A(Full)	3	12	1	4	8	1	0	1	4	0	0	1	0	0	.333	.333	.667	1.000	1.33
2015	OKC	PCL	AAA	1	3	0	2	2	0	0	0	0	0	0	0	0	0	.667	.667	.667	1.333	0.00
2015	RC	CAL	A(Adv)	54	178	15	46	62	11	1	1	11	9	0	27	0	2	.258	.297	.348	.645	1.61
2015	TUL	TEX	AA	13	33	1	9	9	0	0	0	2	3	0	6	0	2	.273	.333	.273	.606	1.50
2016	SLC	PCL	AAA	3	7	0	2	2	0	0	0	0	0	0	2	0	0	.286	.286	.286	.571	2.00
2016	BUR	MID	A(Full)	26	86	7	19	26	7	0	0	9	7	0	13	0	0	.221	.281	.302	.584	1.11
2016	IE	CAL	A(Adv)	4	14	0	2	2	0	0	0	0	1	0	5	0	0	.143	.200	.143	.343	2.00
2017	FW	MID	A(Full)	23	69	3	16	22	3	0	1	7	9	0	13	0	0	.232	.321	.319	.639	1.39
2017	SA	TEX	AA	39	136	21	39	53	9	1	1	23	12	0	38	0	0	.287	.342	.390	.732	2.60
2018	SA	TEX	AA	57	217	19	60	81	7	1	4	23	13	0	47	1	1	.276	.319	.373	.692	1.13
Minors Career				481	1631	162	420	575	88	8	17	181	123	3	272	7	14	.258	.314	.353	.666	1.11

# HANSEL RODRIGUEZ

RHP PITCHER



## CAREER NOTES

- Traded by Blue Jays to Padres for OF Melvin Upton on July 26, 2016.
- Recorded a career high seven wins with Low-A Fort Wayne in 2017
- Struck out 103 batters in 90 innings pitched with Low-A Fort Wayne in 2017
- Struck out a career high nine batters against Greenville on July 16, 2016

## BASICS

Age: 21  
 Height: 6-2  
 Weight: 170  
 Bats: Right  
 Throws: Right  
 DOB: February 27, 1997  
 Born: Santo Domingo,  
 Dominican Republic

## PERSONAL

- Signed as international free agent by Blue Jays on January 6, 2014



## CAREER STATISTICS

YEAR	TEAM	LG	LEVEL	W	L	ERA	G	GS	CG	SHO	SV	SVO	IP	H	R	ER	HR	HB	BB	IBB	SO	AVG	WHIP	GO/AO
2014	BLU		GCL ROK	0	3	7.11	9	6	0	0	0	0	19.0	18	18	15	0	4	12	0	13	.287	1.58	0.83
2015	BLU		GCL ROK	1	2	4.68	10	7	1	0	0	0	42.1	48	25	22	1	1	10	0	37	.286	1.37	1.23
2016	BLU		APP ROK	2	1	3.06	6	6	0	0	0	0	32.1	25	13	11	1	1	11	0	26	.203	1.11	1.18
2016	TRI		NWL A(Short)	0	2	6.97	6	6	0	0	0	0	20.2	25	17	16	2	2	12	0	13	.298	1.79	1.56
2017	FW		MID A(Full)7	9	3	3.80	35	10	0	10	12	12	90.0	76	44	38	6	3	31	0	103	.224	1.19	1.12
2018	SD1		AZL ROK	0	0	3.00	3	1	0	0	0	0	3.0	1	2	1	0	0	1	0	4	.077	0.67	3.00
2018	LE		CAL A(Adv)	2	0	3.86	8	0	0	0	0	1	9.1	4	4	4	2	2	5	0	11	.129	0.96	0.78
2018	SD2		AZL ROK	0	0	0.00	2	0	0	0	0	0	2.0	0	0	0	0	0	1	0	3	.000	0.50	2.00
<b>Minors Career</b>				<b>12</b>	<b>17</b>	<b>4.40</b>	<b>79</b>	<b>36</b>	<b>1</b>	<b>0</b>	<b>10</b>	<b>13</b>	<b>218.2</b>	<b>197</b>	<b>123</b>	<b>107</b>	<b>12</b>	<b>13</b>	<b>83</b>	<b>0</b>	<b>210</b>	<b>.236</b>	<b>1.28</b>	<b>1.16</b>

# BLAKE ROGERS

RHP PITCHER



## CAREER NOTES

- Drafted in the 37th round (1107th overall) by the San Diego Padres in 2015
- Recorded first career save in his first professional appearance on June 22, 2015
- Career high six saves with AZL Padres in 2015
- Recorded six saves in seven opportunities with AZL Padres in 2015
- 3-for-3 in save opportunities with Lake Elsinore in 2018
- Pitched a career high 61.1 innings with Low-A Fort Wayne in 2016

## BASICS

Age: 25  
 Height: 6-2  
 Weight: 200  
 Bats: Right  
 Throws: Right  
 DOB: February 23, 1994  
 Born: Lewisville, TX

## PERSONAL

- Played at University of Oklahoma in Norman, Oklahoma
- Played at Lyon College in Batesville, Arkansas
- Played at Cisco College in Cisco, Texas

PLAYERS



## CAREER STATISTICS

YEAR	TEAM	LG	LEVEL	W	L	ERA	G	GS	SHO	SV	SVO	IP	H	R	ER	HR	HB	BB	IBB	SO	AVG	WHIP	GO/AO	
2015	PAD	AZL	ROK	1	1	2.53	14	0	0	0	6	7	21.1	18	8	6	0	3	3	0	22	.209	0.98	4.11
2015	LE	CAL	A(Adv)	0	0	3.69	4	0	0	0	0	0	7.1	8	3	3	0	1	3	0	5	.286	1.50	0.36
2016	LE	CAL	A(Adv)	0	0	3.60	2	0	0	0	1	1	5.0	3	3	2	1	1	0	0	2	.176	0.60	2.25
2016	FW	MID	A(Full)1	3	5.58	21	2	0	0	0	1	61.1	78	44	38	6	2	20	0	36	.310	1.60	1.96	
2017	SD1	AZL	ROK	0	1	0.00	2	0	0	0	0	0	2.0	2	1	0	0	0	2	0	2	.286	2.00	2.00
2017	FW	MID	A(Full)2	4	5.91	24	0	0	0	0	5	35.0	44	30	23	3	3	13	2	29	.293	1.63	2.04	
2017	TRI	NWL	A(Short)	2	0	3.00	9	0	0	0	0	1	15.0	9	5	5	0	3	4	0	15	.176	0.87	2.11
2018	LE	CAL	A(Adv)	3	3	4.84	47	0	0	0	3	3	57.2	87	35	31	5	5	29	2	70	.253	1.49	0.71
<b>Minors Career</b>				<b>9</b>	<b>12</b>	<b>4.75</b>	<b>123</b>	<b>2</b>	<b>0</b>	<b>0</b>	<b>10</b>	<b>18</b>	<b>204.2</b>	<b>219</b>	<b>129</b>	<b>108</b>	<b>15</b>	<b>18</b>	<b>74</b>	<b>4</b>	<b>181</b>	<b>.268</b>	<b>1.43</b>	<b>1.56</b>

# EGUY ROSARIO

INFIELDER



## CAREER NOTES

- Recorded a career high 45 RBI with Lake Elsinore in 2018
- Went 2-for-5 with two home runs and five RBI against Modesto on July 2, 2018
- Went 4-for-5 with a double against DSL White Sox on June 28, 2016
- Hit a career high nine home runs with High-A Lake Elsinore in 2018
- Recorded first career hit against DSL White Sox on June 6, 2016

## BASICS

Age: 19  
 Height: 5-9  
 Weight: 150  
 Bats: Right  
 Throws: Right  
 DOB: August 25, 1999  
 Born: Juan Baron,  
 Dominican Republic

## PERSONAL

- Signed as international free agent by Padres on August 25, 2015



## CAREER STATISTICS

YEAR	TEAM	LG	LEVEL	G	AB	R	H	TB	2B	3B	HR	RBI	BB	IBB	SO	SB	CS	AVG	OBP	SLG	OPS	GO/AO
2016	PAD	DSL	ROK	53	185	42	63	87	19	1	1	24	23	1	31	21	9	.341	.421	.470	.892	1.28
2016	PAD	AZL	ROK	7	29	3	11	14	3	0	0	1	2	0	7	1	1	.379	.438	.483	.920	1.40
2017	FW	MID	A(Full)	50	180	15	37	50	9	2	0	13	20	0	51	17	5	.206	.296	.278	.573	0.87
2017	SD2	AZL	ROK	50	206	36	58	87	12	7	1	33	24	1	43	16	7	.282	.363	.422	.786	1.44
2018	SA	TEX	AA	3	11	2	2	2	0	0	0	2	2	0	5	1	0	.182	.357	.182	.539	0.33
2018	LE	CAL	A(Adv)	121	457	60	109	166	28	1	9	45	38	0	119	9	8	.239	.307	.363	.670	1.22
<b>Minors Career</b>				<b>284</b>	<b>1068</b>	<b>158</b>	<b>280</b>	<b>406</b>	<b>71</b>	<b>11</b>	<b>11</b>	<b>118</b>	<b>109</b>	<b>2</b>	<b>256</b>	<b>65</b>	<b>30</b>	<b>.262</b>	<b>.341</b>	<b>.380</b>	<b>.721</b>	<b>1.19</b>



# JESSE SCHOLTENS

RHP PITCHER



## CAREER NOTES

- Drafted in the 9th round (264th overall) by the San Diego Padres in 2016
- Won a career high eight games between El Paso and San Antonio in 2018
- Struck out 119 batters in 137.0 innings between El Paso and San Antonio in 2018
- Struck out a career high 123 batters between Fort Wayne and Lake Elsinore in 2017
- Allowed one hit against Corpus Christi on May 6, 2018

## BASICS

Age: 24  
 Height: 6-4  
 Weight: 230  
 Bats: Right  
 Throws: Right  
 DOB: April 6, 1994  
 Born: Fairfield, CA

## PERSONAL

- Played at Wright State University in Dayton, Ohio
- Named Third Team ABCA/Rawlings All-America in Sophomore season at Wright State



## CAREER STATISTICS

YEAR TEAM	LG	LEVEL	W	L	ERA	G	GS	CG	SHO	SV	SVO	IP	H	R	ER	HR	HB	BB	IBB	SO	AVG	WHIP	GO/GO	
2016	FW	MID A(Full)	0	0	3.00	1	0	0	0	0	1	3.0	3	1	1	0	0	0	0	1	.280	1.00	1.00	
2016	LE	CAL A(Adv)	0	0	0.00	1	0	0	0	0	0	4.2	4	2	0	0	0	1	0	2	.235	1.07	5.00	
2016	TRI	NWL A(Short)	0	1	1.65	17	0	0	0	0	4	5	27.1	26	6	5	0	0	6	1	.36	.248	1.17	2.83
2017	FW	MID A(Full)	1	2	2.45	6	6	0	0	0	0	36.2	29	11	10	2	1	9	1	37	.223	1.04	0.97	
2017	LE	CAL A(Adv)	6	7	3.98	19	18	1	0	0	0	110.2	124	52	49	10	5	24	0	86	.283	1.34	1.19	
2018	ELP	PCL AAA	1	4	8.38	8	6	0	0	0	1	29.0	39	29	27	4	1	10	1	21	.320	1.69	1.50	
2018	SA	TEX AA	7	4	3.00	19	18	0	0	0	0	108.0	95	43	36	5	5	24	0	98	.236	1.10	1.26	
<b>Minors Career</b>			<b>15</b>	<b>18</b>	<b>3.61</b>	<b>71</b>	<b>49</b>	<b>1</b>	<b>0</b>	<b>4</b>	<b>7</b>	<b>319.1</b>	<b>320</b>	<b>144</b>	<b>128</b>	<b>21</b>	<b>12</b>	<b>74</b>	<b>3</b>	<b>281</b>	<b>.261</b>	<b>1.23</b>	<b>1.31</b>	

# NICK SCHULZ

OUTFIELDER



## CAREER NOTES

- Signed as non-drafted free agent by Padres on April 30, 2014
- Player of the week award with Low-A Fort Wayne (9/2/14)
- Went 4-for-6 with a home run and two RBI on April 20, 2017
- First career hit was a double at Spokane on June 14, 2014
- Went 2-for-4 against High Desert (California League) with two home runs on July 9, 2015
- Recorded a career high 50 RBI with Double-A San Antonio

## BASICS

Age: 31  
 Height: 6-3  
 Weight: 210  
 Bats: Right  
 Throws: Right  
 DOB: May 3, 1991  
 Born: Mountain View, CA

## PERSONAL

- Played at San Jose State in San Jose, California
- Finished collegiate with a .276 batting average, seven home runs, and 62 RBI



## CAREER STATISTICS

YEAR	TEAM	LG	LEVEL	G	AB	R	H	TB	2B	3B	HR	RBI	BB	IBB	SO	SB	CS	AVG	OBP	SLG	OPS	GO/AO
2014	EUG	NOR	A(Short)	12	48	6	8	13	2	0	1	5	4	0	13	0	0	.167	.231	.271	.502	1.73
2014	FW	MID	A(Full)	49	176	30	60	96	8	2	8	30	11	0	47	1	1	.341	.386	.545	.932	1.82
2015	LE	CAL	A(Adv)	122	483	66	108	174	26	2	12	48	67	0	112	2	6	.238	.340	.384	.724	1.03
2016	LE	CAL	A(Adv)	13	39	2	9	11	2	0	0	2	4	0	3	0	1	.231	.302	.282	.584	1.70
2016	SA	TEX	AA	106	393	41	111	166	23	1	10	50	43	2	101	5	4	.282	.366	.422	.789	1.33
2017	ELP	PCL	AAA	29	88	13	16	32	2	1	4	8	8	0	20	1	0	.182	.255	.364	.619	1.38
2017	SA	TEX	AA	88	311	36	78	139	17	1	14	41	44	1	96	7	4	.251	.353	.447	.800	1.01
2018	SA	TEX	AA	44	127	14	22	43	3	0	6	13	22	0	45	2	2	.173	.309	.339	.648	0.91
2018	ELP	PCL	AAA	62	162	17	37	48	8	0	1	16	18	1	55	2	0	.228	.314	.296	.610	1.05
<b>Minors Career</b>				<b>525</b>	<b>1797</b>	<b>225</b>	<b>449</b>	<b>722</b>	<b>91</b>	<b>7</b>	<b>56</b>	<b>213</b>	<b>221</b>	<b>4</b>	<b>492</b>	<b>20</b>	<b>18</b>	<b>.250</b>	<b>.340</b>	<b>.402</b>	<b>.742</b>	<b>1.17</b>

# FERNANDO TATIS JR.

INFIELDER

[@tatis\\_jr](#)



## CAREER NOTES

- Baseball America number two overall prospect
- Traded to San Diego Padres from Chicago White Sox for RHP James Shields and cash in 2016
- Mid-Season All-Star in 2017 and 2018 (Fort Wayne and San Antonio)
- Played in 2018 Futures Game
- Three multi-home run games with Double-A San Antonio
- Went 2-for-4 with a Grand Slam and solo home run on July 12, 2017
- Baseball America Minor League All-Star in 2017 and 2018 (Fort Wayne and San Antonio)

## BASICS

Age: 20  
 Height: 6-3  
 Weight: 185  
 Bats: Right  
 Throws: Right  
 DOB: January 2, 1999  
 Born: San Pedro DeMacoris, Dominican Republic

## PERSONAL

- Son of former Major Leaguer Fernando Tatis
- Injured left thumb with Double-A San Antonio and missed last two months of 2018 season

PLAYERS



## CAREER STATISTICS

YEAR	TEAM	LG	LEVEL	G	AB	R	H	TB	2B	3B	HR	RBI	BB	IBB	SO	SB	CS	AVG	OBP	SLG	OPS	GO/AO
2016	PAD	AZL	ROK	43	176	35	48	75	13	1	4	20	10	0	44	14	2	.273	.312	.426	.738	1.26
2016	TRI	NWL	A(Short)	12	44	4	12	20	4	2	0	5	3	0	13	1	1	.273	.306	.455	.761	1.00
2017	FW	MID	A(Full)	117	431	78	121	224	26	7	21	69	75	2	124	29	15	.281	.390	.520	.910	0.89
2017	SA	TEX	AA	14	55	6	14	18	1	0	1	6	2	1	17	3	0	.255	.281	.327	.608	0.85
2018	SA	TEX	AA	88	353	77	101	179	22	4	16	43	33	1	109	16	5	.286	.355	.507	.862	0.96
<b>Minors Career</b>				<b>274</b>	<b>1059</b>	<b>200</b>	<b>296</b>	<b>516</b>	<b>66</b>	<b>14</b>	<b>42</b>	<b>143</b>	<b>123</b>	<b>4</b>	<b>307</b>	<b>63</b>	<b>23</b>	<b>.280</b>	<b>.358</b>	<b>.487</b>	<b>.845</b>	<b>0.97</b>

# DAURIS VALDEZ

RHP PITCHER



## CAREER NOTES

- Recorded a career high 13 saves in 15 save opportunities
- Struck out seven batters in four innings of work in back-to-back appearances (June 18 /24)
- Recorded three saves in three straight appearances (May 18, May 22, May 23, 2018)
- Drafted by the Padres as a starter (Nine starts in Dominican Summer League)
- Struck out 76 batters in 48 appearances with High-A Lake Elsinore in 2018

## BASICS

Age: 23  
 Height: 6-8  
 Weight: 221  
 Bats: Right  
 Throws: Right  
 DOB: October 22, 1995  
 Born: Bani, Dominican Republic

## PERSONAL

- Signed as international free agent by Padres on February 12, 2016.



## CAREER STATISTICS

YEAR	TEAM	LG	LEVEL	W	L	ERA	G	GS	CG	SHO	SV	SVO	IP	H	R	ER	HR	HB	BB	IBB	SO	AVG	WHIP	GO/AO
2016	PAD	DSL	ROK	4	3	3.51	14	9	0	0	0	0	56.1	50	29	22	1	6	14	0	56	.238	1.14	1.25
2017	TRI	NWL	A(Short)	1	1	4.30	10	3	0	0	0	0	23.0	20	12	11	3	1	5	0	31	.233	1.09	0.64
2017	FW	MID	A(Full)	0	1	2.38	7	0	0	0	0	0	11.1	7	3	3	0	0	7	0	14	.171	1.24	0.82
2018	LE	CAL	A(Adv)	1	4	4.39	48	0	0	0	13	15	53.1	46	32	26	4	3	29	0	76	.224	1.41	0.93
<b>Minors Career</b>				<b>6</b>	<b>9</b>	<b>3.88</b>	<b>79</b>	<b>12</b>	<b>0</b>	<b>0</b>	<b>13</b>	<b>15</b>	<b>144.0</b>	<b>123</b>	<b>76</b>	<b>62</b>	<b>8</b>	<b>10</b>	<b>55</b>	<b>0</b>	<b>177</b>	<b>.227</b>	<b>1.24</b>	<b>0.99</b>

# PETER VAN GANSEN

INFIELDER



## CAREER NOTES

- Drafted in the 12th round (357th overall) by the San Diego Padres in 2015
- Northwest League Mid-Season All-Star (2015)
- Northwest League Top Star award (2015)
- Went 3-for-5 with a double, triple, and two RBI on July 23, 2015
- Went 2-for-5 with three RBI and a triple on September 3, 2017

## BASICS

Age: 24  
 Height: 5-9  
 Weight: 175  
 Bats: Left  
 Throws: Right  
 DOB: March 4, 1994  
 Born: San Fernando, CA

## PERSONAL

- Played at Cal Poly San Luis Obispo in San Luis Obispo, California
- Named to All-West Coast Collegiate Baseball League First Team

PLAYERS



## CAREER STATISTICS

YEAR	TEAM	LG	LEVEL	G	AB	R	H	TB	2B	3B	HR	RBI	BB	IBB	SO	SB	CS	AVG	OBP	SLG	OPS	GO/AO
2015	TRI	NWL	A(Short)	67	270	45	72	95	9	4	2	30	34	0	40	6	1	.267	.382	.382	.704	1.39
2016	FW	MID	A(Full)	125	489	53	109	131	15	2	1	31	54	0	80	1	5	.237	.318	.285	.603	0.99
2017	SA	TEX	AA	10	33	0	4	0	0	0	0	3	0	8	1	1		.121	.194	.121	.316	0.92
2017	ELP	PCL	AAA	21	62	12	17	21	4	0	0	9	7	1	17	1	0	.274	.343	.339	.682	1.82
2017	LE	CAL	A(Adv)	51	182	17	44	60	9	2	1	25	15	0	28	1	0	.242	.296	.330	.626	1.33
2018	SA	TEX	AA	103	336	42	85	115	16	1	4	40	38	1	50	0	6	.253	.325	.342	.668	1.01
<b>Minors Career</b>				<b>377</b>	<b>1342</b>	<b>169</b>	<b>331</b>	<b>426</b>	<b>53</b>	<b>9</b>	<b>8</b>	<b>135</b>	<b>151</b>	<b>2</b>	<b>223</b>	<b>10</b>	<b>13</b>	<b>.247</b>	<b>.322</b>	<b>.317</b>	<b>.640</b>	<b>1.13</b>

# T.J. WEIR

## RHP PITCHER



### CAREER NOTES

- Drafted in the 17th round (807th overall) by the San Diego Padres in 2014
- California League pitcher of the week (Lake Elsinore 5/29/2016)
- Recorded his first win during his first professional appearance (June 22, 2014)
- Career high back-to-back six-win seasons in 2016 and 2017 between Lake Elsinore and San Antonio
- Two of three career saves came with Low-A Fort Wayne

### BASICS

Age: 27  
 Height: 6-0  
 Weight: 212  
 Bats: Right  
 Throws: Right  
 DOB: September 15, 1991  
 Born: Kokomo, IN

### PERSONAL

- Played at Ball State in Muncie, Indiana
- Academic All-Mid-American Conference Team in 2014



### CAREER STATISTICS

YEAR	TEAM	LG	LEVEL	W	L	ERA	G	GS	CG	SHO	SV	SVO	IP	H	R	ER	HR	HB	BB	IBB	SO	AVG	WHIP	GO/ABO
2014	PAD	AZL	ROK	2	0	0.42	12	6	0	0	0	0	21.2	11	2	1	0	0	6	0	24	.151	0.78	1.11
2015	FW	MID	A(Full)	5	4	4.15	37	3	0	0	2	3	73.2	70	41	34	4	2	24	0	84	.247	1.28	0.94
2016	LE	CAL	A(Adv)	3	2	1.50	18	3	0	0	0	0	36.0	26	8	6	1	1	10	0	45	.205	1.00	1.71
2016	SA	TEX	AA	3	4	6.02	16	7	0	0	0	0	49.1	54	35	33	6	2	19	0	45	.283	1.48	1.18
2017	LE	CAL	A(Adv)	1	0	1.86	10	0	0	0	2	19.1	14	6	4	0	0	5	0	22	.200	0.98	2.40	
2017	SA	TEX	AA	5	2	2.17	36	2	0	0	0	1	58.0	48	18	14	4	2	15	1	57	.219	1.09	1.74
2018	SA	TEX	AA	3	1	1.71	17	1	0	0	0	0	26.1	18	8	5	1	0	4	0	27	.191	0.84	1.27
2018	ELP	PCL	AAA	2	1	3.87	27	0	0	0	1	2	45.1	38	20	18	3	0	23	0	37	.232	1.35	1.90
<b>Minors Career</b>				<b>24</b>	<b>14</b>	<b>3.14</b>	<b>173</b>	<b>22</b>	<b>0</b>	<b>0</b>	<b>3</b>	<b>8</b>	<b>329.2</b>	<b>229</b>	<b>138</b>	<b>115</b>	<b>19</b>	<b>7</b>	<b>106</b>	<b>1</b>	<b>341</b>	<b>.229</b>	<b>1.17</b>	<b>1.32</b>

# BRAD WIECK

LHP PITCHER



## CAREER NOTES

- Drafted in the 7th round (205th overall) by the New York Mets in 2014
- Traded by Mets to Padres, June 13, 2015, completing deal in which Padres traded LHP Alex Torres to Mets for RHP Cory Mazzoni and a player to be named
- Mid-Season All-Star in 2016 and 2018 (Lake Elsinore / San Antonio)
- Recorded a career high 12 saves in 2018 between San Antonio and El Paso

## BASICS

Age: 27  
 Height: 6-9  
 Weight: 255  
 Bats: Left  
 Throws: Left  
 DOB: October 14, 1991  
 Born: Amarillo, TX

## PERSONAL

- Played at Oklahoma City University
- Named First Team in the Western Junior College Athletic Conference
- Native of Amarillo, Texas



## CAREER STATISTICS

YEAR	TEAM	LG	LEVEL	W	L	ERA	G	GS	CG	SHO	SV	SVO	IP	H	R	ER	HR	HB	BB	IBB	SO	AVG	WHIP	GO/AO
2014	BRK	NYP	A(Short)	1	1	1.40	16	0	0	0	0	2	25.2	17	6	4	1	1	6	0	39	.181	0.90	1.71
2015	SAV	SAL	A(Full)	3	5	3.21	10	10	0	0	0	0	56.0	54	23	20	2	4	21	0	74	.296	1.34	0.62
2015	LE	CAL	A(Adv)	2	6	5.21	11	11	0	0	0	0	57.0	61	37	33	6	1	26	0	53	.279	1.53	0.98
2015	FW	MID	A(Full)	2	0	2.61	2	2	0	0	0	0	10.1	8	3	3	0	2	3	0	12	.205	1.06	1.11
2016	LE	CAL	A(Adv)	3	1	1.84	26	0	0	0	1	1	41.0	34	9	7	0	3	16	0	62	.224	1.22	1.04
2016	SA	TEX	AA	1	0	0.44	15	0	0	0	0	0	20.1	10	1	1	0	2	8	0	31	.182	0.89	0.73
2017	ELP	PCL	AAA	0	0	10.289	0	0	0	0	0	1	7.0	11	9	8	1	2	10	0	8	.344	3.00	1.60
2017	SD2	AZL	ROK	0	0	0.00	1	0	0	0	0	0	1.0	0	0	0	0	0	0	0	2	.000	0.00	
2017	SA	TEX	AA	2	1	2.64	31	0	0	0	7	8	30.2	21	12	9	1	2	13	0	51	.191	1.11	1.90
2018	SA	TEX	AA	1	2	1.93	27	0	0	0	10	12	28.0	20	10	6	1	0	8	0	36	.190	1.00	0.32
2018	ELP	PCL	AAA	3	0	3.44	17	0	0	0	2	2	18.1	16	8	7	2	0	9	0	34	.229	1.36	1.20
2018	SD	NL	MLB	0	0	1.29	5	0	0	0	0	0	7.0	3	1	1	1	0	0	0	10	.125	0.43	0.57
<b>Minors Career</b>				<b>18</b>	<b>16</b>	<b>2.99</b>	<b>165</b>	<b>23</b>	<b>0</b>	<b>0</b>	<b>20</b>	<b>26</b>	<b>295.1</b>	<b>252</b>	<b>118</b>	<b>98</b>	<b>14</b>	<b>17</b>	<b>120</b>	<b>0</b>	<b>402</b>	<b>.229</b>	<b>1.26</b>	<b>0.90</b>
<b>MLB Career</b>				<b>0</b>	<b>0</b>	<b>1.29</b>	<b>5</b>	<b>0</b>	<b>0</b>	<b>0</b>	<b>0</b>	<b>0</b>	<b>7.0</b>	<b>3</b>	<b>1</b>	<b>1</b>	<b>1</b>	<b>0</b>	<b>0</b>	<b>0</b>	<b>10</b>	<b>.125</b>	<b>0.43</b>	<b>0.57</b>

# ERIC YARDLEY

RHP PITCHER



## CAREER NOTES

- Signed by Padres on July 21, 2013
- Mid-Season All-Star in 2015 and 2017 (Lake Elsinore / San Antonio)
- 2015 AFL Rising Star Honors
- Recorded 37 Strikeouts between San Antonio and El Paso in 2018
- Recorded back-to-back winning seasons during the 2016 and 2017 seasons
- Has only played in the San Diego Padres organization

## BASICS

Age: 28  
 Height: 6-0  
 Weight: 165  
 Bats: Right  
 Throws: Right  
 DOB: August 18, 1990  
 Born: Richland, WA

## PERSONAL

- Played at Seattle University in Seattle, Washington
- Played for Independent Trinidad (Pecos) in 2013



## CAREER STATISTICS

YEAR	TEAM	LG	LEVEL	W	L	ERA	G	GS	CG	SHO	SV	SVO	IP	H	R	ER	HR	HB	BB	IBB	SO	AVG	WHIP	GO/ABO
2013	PAD	AZL	ROK	2	0	1.89	12	0	0	0	2	3	19.0	15	5	4	0	1	2	0	18	.205	0.89	4.00
2014	SA	TEX	AA	0	0	3.00	4	0	0	0	0	0	6.0	3	2	2	0	1	4	0	7	.190	1.17	2.33
2014	FW	MID	A(Full)	2	4	2.95	42	0	0	0	3	6	58.0	48	24	19	1	4	10	0	52	.218	1.00	3.92
2015	LE	CAL	A(Adv)	2	4	2.72	47	0	0	0	16	20	59.2	66	20	18	2	4	14	2	49	.284	1.34	2.75
2015	SA	TEX	AA	0	1	5.14	5	0	0	0	0	0	7.0	10	4	4	2	0	2	0	1	.385	1.71	3.00
2016	SA	TEX	AA	0	2	3.18	12	0	0	0	1	1	17.0	17	7	6	0	2	3	1	10	.274	1.18	3.22
2016	ELP	PCL	AAA	3	0	2.85	37	2	0	0	3	4	53.2	58	19	17	5	1	13	1	37	.286	1.32	2.36
2017	SA	TEX	AA	3	1	2.05	44	0	0	0	6	9	61.1	52	18	14	2	3	12	0	52	.227	1.04	3.10
2017	ELP	PCL	AAA	0	1	2.00	5	0	0	0	1	1	9.0	7	2	2	2	1	1	0	8	.226	0.89	2.20
2018	ELP	PCL	AAA	3	0	5.40	14	0	0	0	1	1	21.2	25	13	13	2	1	7	0	10	.291	1.48	2.06
2018	SA	TEX	AA	2	4	3.43	34	0	0	0	0	3	39.1	40	19	15	2	1	12	2	27	.276	1.32	3.26
<b>Minors Career</b>				<b>17</b>	<b>17</b>	<b>2.92</b>	<b>256</b>	<b>2</b>	<b>0</b>	<b>0</b>	<b>32</b>	<b>48</b>	<b>351.2</b>	<b>341</b>	<b>133</b>	<b>114</b>	<b>18</b>	<b>19</b>	<b>80</b>	<b>6</b>	<b>271</b>	<b>.257</b>	<b>1.20</b>	<b>2.95</b>



# BRAD ZUNICA

INFIELDER



## CAREER NOTES

- Drafted in the 15th round (447th overall) by the San Diego Padres in 2015
- 2017 and 2018 Organization All-Star (San Diego)
- Went 3-for-4 with a home run, double, and four RBI on 4/10/16 VS. Lake County
- Promoted to High-A Lake Elsinore on April 1st, 2018
- Finished the 2018 campaign with 17 Homeruns, 60 RBI, and a .251 batting average

## BASICS

Age: 23  
 Height: 6-6  
 Weight: 254  
 Bats: Left  
 Throws: Right  
 DOB: October 21, 1995  
 Born: Harvey, IL

## PERSONAL

- Played at State College of Florida in Manatee-Sarasota
- Two-way player at State College of Florida



## CAREER STATISTICS

YEAR	TEAM	LG	LEVEL	G	AB	R	H	TB	2B	3B	HR	RBI	BB	IBB	SO	SB	CS	AVG	OBP	SLG	OPS	GO/AO
2015	PAD	AZL	ROK	35	129	21	35	64	8	0	7	24	10	0	40	0	1	.271	.329	.496	.825	1.07
2016	FW	MID	A(Full)	110	401	48	97	161	22	0	14	61	28	0	156	0	0	.242	.294	.401	.696	1.19
2017	FW	MID	A(Full)	84	276	44	69	139	16	0	18	51	43	1	102	1	1	.250	.361	.504	.864	0.78
2018	LE	CAL	A(Adv)	123	431	65	108	185	20	3	17	60	53	1	148	0	0	.251	.340	.429	.769	0.98
Minors Career				352	1237	168	309	549	66	3	56	196	131	2	446	1	2	.250	.330	.444	.773	1.00





# OPPONENTS





**ARKANSAS TRAVELERS**  
 400 W. Broadway  
 North Little Rock, AR 72114  
 www.travs.com

**2019 vs. AMARILLO**

**AMARILLO HOME GAMES \* ALL TIMES CENTRAL**

5/4	7:05
5/5	1:05
5/6	7:05
5/7	7:05
8/30	7:05
8/31	7:05
9/1	6:05
9/2	1:05

**TEAM INFORMATION**

**Affiliation:** Seattle Mariners  
**Ballpark & Capacity:** Dickey-Stephens Park (2007), 5,842  
**Dimensions:** LF - 332', CF - 400', RF - 330'  
**Radio Broadcaster/Call Letters:** Steven Davis (920-AM)  
**GM:** Paul Allen  
**Media Contact:** Steven Davis  
**Visiting Team Hotel:**  
 Crowne Plaza  
 201 S Shackelford  
 Little Rock, AR 72211  
 501-975-6803

**STREAKONOMICS (2018)**

Most consecutive wins vs. ARK: 3

Most consecutive losses vs. ARK: 2

**SHUTOUT HISTORY (2018)**

Overall shutout record vs. ARK: 0-0

Shutout record vs. ARK: 0-0

Shutout record @ ARK: 0-0

**MLB.com TOP PROSPECTS**

- |                         |                              |
|-------------------------|------------------------------|
| 1. Justus Sheffield LHP | 16. Dom Thompson Williams OF |
| 2. Jarred Kelenic OF    | 17. Joe Rizzo 3B             |
| 3. Justin Dunn RHP      | 18. Cal Raleigh C            |
| 4. Kyle Lewis OF        | 19. Art Warren RHP           |
| 5. Evan White 1B        | 20. Joey Gerber RHP          |
| 6. Logan Gilbert RHP    | 21. Nick Rumbelow RHP        |
| 7. Julio Rodriguez OF   | 22. Eric Filia OF            |
| 8. Shed Long 2B         | 23. Ricardo Sanchez LHP      |
| 9. Braden Bishop OF     | 24. Rob Whalen RHP           |
| 10. Sam Carlson RHP     | 25. Max Povse RHP            |
| 11. Erik Swanson RHP    | 26. Ian Miller OF            |
| 12. Matthew Festa RHP   | 27. Jake Fraley OF           |
| 13. Wyatt Mills RHP     | 28. Gerson Bautista RHP      |
| 14. Noelvi Marte SS     | 29. Donnie Walton SS/2B      |
| 15. Juan Querecuto SS   | 30. Anthony Jimenez OF       |

**2019 FIELD STAFF**

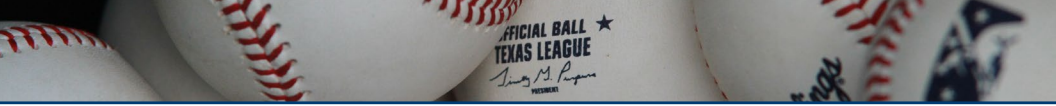
Manager: Mitch Canham  
 Hitting Coach: Kyle Wilson  
 Pitching Coach: Peter Woodworth

OPPONENTS



**2018 MISSIONS vs. TRAVELERS RECAP**

DATE	OPP	SCORE	W/L	RECORD	WINNER	LOSER	SAVE	ATT
4/5	@ARK	1-4	L	0-1	Gillies	Wieck	Warren	5,051
4/6	@ARK			POSTPONED (RAIN)				
4/7 (1)	@ARK	6-2	W	1-1	Diaz	De Jong	N/A	
4/7 (2)	@ARK	5-3	W	2-1	Allen	Misiewicz	N/A	5,187
4/12	ARK	3-2	W	5-2	Wick	Gillies	N/A	5,217
4/13	ARK	4-8	L	5-3	Herrmann	Allen	Perakslis	4,178
4/14	ARK	8-7	W	6-3	Castillo	Warren	Wick	5,923
7/1	@ ARK	1-3	L	47-33	McKay	Keel	Festa	2,186
7/2	@ ARK	3-8	L	47-34	Povse	Quantrill	N/A	2,382
7/3	@ ARK	7-6	W	48-34	Bachar	Misiewicz	N/A	8,626
7/7	ARK	7-2	W	51-35	Paddack	Povse		4,680
7/8	ARK	4-1	W	52-35	House	Miller	N/A	
7/9	ARK			CANCELED (INCLEMENT WEATHER)				



## CORPUS CHRISTI HOOKS

734 E. Port Avenue  
Corpus Christi, TX 78401  
www.cchooks.com

### 2019 vs. AMARILLO

#### AMARILLO HOME GAMES \* ALL TIMES Central

4/11	7:05	5/22	11:05
4/12	7:05	6/27	7:05
4/13	7:05	6/28	7:05
4/14	1:05		
		6/29	7:05
4/18	7:05	6/30	6:05
4/19	7:05		
4/20	7:05		
5/20	7:05		
5/21	7:05		

### TEAM INFORMATION

**Affiliation:** Houston Astros

**Ballpark & Capacity:** Whataburger Field (2005), 6,362

**Dimensions:** LF - 325', CF - 400', RF - 315'

**Radio Broadcaster/Call Letters:** Michael Coffin (1310 AM)

**GM:** Wes Weigle

**Media Contact:** JD Davis

**Visiting Team Hotel:**

Holiday Inn Downtown Marina

707 N. Shoreline Dr.

Corpus Christi, TX 78401

361-452-5058

### STREAKONOMICS (2018)

Most consecutive wins vs. CC: 4

Most consecutive losses vs. CC: 5

### SHUTOUT HISTORY (2018)

Overall shutout record vs. CC: 3-6

Shutout record vs. CC: 2-3

Shutout record @ CC: 1-3

### 2019 FIELD STAFF

Manager: Omar Lopez


Hitting Coach: Tim LaMonte

Pitching Coach: Graham Johnson

### MLB.com TOP PROSPECTS

- |                            |                          |
|----------------------------|--------------------------|
| 1. Kyle Tucker OF          | 16. Garrett Stubbs C     |
| 2. Forrest Whitley RHP     | 17. Jayson Schroeder RHP |
| 3. Yordan Alvarez OF       | 18. Dean Deetz RHP       |
| 4. Josh James RHP          | 19. Brandon Bielak RHP   |
| 5. Cionel Perez LHP        | 20. Ronnie Dawson OF     |
| 6. Corbin Martin RHP       | 21. J.J. Matijevic OF    |
| 7. Seth Beer OF/1B         | 22. Luis Santana 2B      |
| 8. J.B. Biukauskas RHP     | 23. Abraham Toro 3B      |
| 9. Freudis Nova SS         | 24. Joe Perez 3B         |
| 10. Bryan Abreu RHP        | 25. Jonathan Arauz SS/2B |
| 11. Jairo Solis RHP        | 26. Tyler Ivey RHP       |
| 12. Framber Valdez LHP     | 27. Peter Solomon RHP    |
| 13. Rogelio Armenteros RHP | 28. Jeremy Pena SS       |
| 14. Cristian Javier RHP    | 29. Alex McKenna OF      |
| 15. Myles Straw OF         | 30. Ross Adolph OF       |

OPPONENTS



### 2018 MISSIONS vs. Hooks

DATE	OPP	SCORE	W/L	RECORD	WINNER	LOSER	SAVE	ATT
5/6	CC	9-8	W	19-10	Strahm	Stutzman	N/A	8,337
5/6	CC	4-1	W	20-10	Scholten	Hartman	Castillo	4,039
5/7	CC	5-4	W	21-10	Wick	Stutzman	N/A	3,448
5/8	CC	4-0	W	22-10	Jester	Quiala	N/A	3,693
5/14	@ CC	1-2	L	25-14	Quiala	Ferrell	3,881	
5/15	@ CC	4-5	L	28-18	Perez	Wick	N/A	3,736
5/16	@ CC	5-6	L	28-16	Ferrell	Reyes	N/A	3,444
5/17	@ CC	0-4	L	28-17	Hartman	Bachar	N/A	3,965
6/9	@ CC	9-4	W	39-22	Quantrell	Quiala	N/A	6,347
6/10	@ CC	2-8	L	39-23	Martin	Jester	N/A	4,094
6/11	@ CC	4-6	L	39-24	Ferez	Bachar	Ferrell	6,365
6/12	@ CC	5-1	W	40-24	Keel	Bostick	N/A	5,170
6/17	CC	6-8	L	42-27	Ferrell	Wick	N/A	3,833
6/18	CC	0-12	L	42-28	Winkelman	Rea	Bostick	3,982
6/19	CC	6-9	L	42-29	Ferrell	Johnson	Scheetz	4,170
6/20	CC	0-1	L	42-30	Hartman	Nix	Ferrell	3,444
7/23	CC	2-1	W	69-60	Bianco	Bielak	Munoz	3,353
7/24	CC	4-3	W	60-41	Weir	Winkelman	N/A	4,831
7/25	CC	1-0	W	61-41	Paddack	Valdez	Diaz	3,151
7/30	@ CC	0-3	L	63-44	Valdez	Allen	Ferrell	4,213
7/31	@ CC	4-5	L	63-45	Pinales	Munoz	Bianco	3,744
8/1	@ CC	2-3	L	63-46	Garza	Weir	N/A	3,631
8/25	@ CC	4-5	L	69-60	Bianco	Jester	N/A	7,339
8/26	@ CC	2-4	L	69-61	Bailey	Scholten	Scheetz	9,612
8/27	@ CC	5-0	W	70-61	Huffman	Bostick	Reyes	7,282
9/1	CC	12-8	W	71-65	Ashbeck	Ferrell	N/A	7,232
9/2	CC	0-2	L	71-66	Scheetz	Simmons	N/A	7,762
9/3	CC	1-8	L	71-67	Adcock	Jester	N/A	3,784



## 2019 vs. AMARILLO

### AMARILLO HOME GAMES \* ALL TIMES Central

6/3	7:05	8/2	7:05
6/4	7:05	8/3	7:05
6/5	12:05	8/4	7:05
7/4	7:05	8/16	7:05
7/5	7:05	8/17	7:05
7/6	7:05	8/18	6:05
7/7	6:05		
8/1	7:05		

## STREAKONOMICS (2018)

Most consecutive wins vs. FRI: 7

Most consecutive losses vs. FRI: 4

## SHUTOUT HISTORY (2018)

Overall shutout record vs. FRI: 2-1

Shutout record vs. FRI: 2-1

Shutout record @ FRI: 0-0

## MLB.com TOP PROSPECTS

- |                            |                          |
|----------------------------|--------------------------|
| 1. Leody Taveras OF        | 16. Jason Bahr RHP       |
| 2. Julio Pablo Martinez OF | 17. C.D. Pelham LHP      |
| 3. Cole Winn RHP           | 18. Yohander Mendez LHP  |
| 4. Hans Crouse RHP         | 19. Pedro Gonzalez OF    |
| 5. Jonathan Hernandez RHP  | 20. A.J. Alexy RHP       |
| 6. Brock Burke LHP         | 21. Jonathan Ornelas INF |
| 7. Taylor Hearn LHP        | 22. Mason Englert RHP    |
| 8. Joe Palumbo LHP         | 23. Sam Huff C /1B       |
| 9. Cole Ragans LHP         | 24. Scott Heineman OF    |
| 10. Bubba Thompson OF      | 25. Jordan Romano RHP    |
| 11. Anderson Tejeda SS/2B  | 26. Kyle Cody RHP        |
| 12. Eli White INF          | 27. Alex Spears RHP      |
| 13. Chris Seise SS         | 28. Jose Trevino C       |
| 14. Owen White RHP         | 29. Jeffrey Springs LHP  |
| 15. Tyler Phillips RHP     | 30. Yerry Rodriguez RHP  |

## FRISCO ROUGHRIDERS

7300 RoughRiders Trail  
Frisco, TX 75034  
www.ridersbaseball.com

## TEAM INFORMATION

**Affiliation:** Texas Rangers

**Ballpark & Capacity:** Dr Pepper Ballpark (2003), 10,216

**Dimensions:** LF - 335', CF - 409', RF - 335'

**Radio Broadcaster/Call Letters:** Ryan Rouillard (ridersbaseball)

**GM:** Jason Dambach

**Media Contact:** Matt Ratliff

**Visiting Team Hotel:**

Comfort Suites - Frisco Square

9700 Dallas Parkway

Frisco, TX 75033

972-668-9700


## 2019 FIELD STAFF

Manager: Joe Mikulik

Hitting Coach: Jason Hart

Pitching Coach: Greg Hibbard

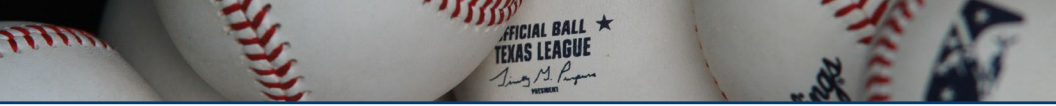
Bench Coach: Brad Flanders



OPPONENTS

## 2018 MISSIONS vs. RoughRiders RECAP

DATE	OPP	SCORE	W/L	RECORD	WINNER	LOSER	SAVE	ATT
4/23	FRI	2-0	W	10-7	Johnson	Pena	Wieck	2,307
4/24	FRI	2-9	L	10-8	Chopchick	Castillo	N/A	2,899
4/25	FRI	9-7	W	11-8	Slack	N/A	N/A	2,997
4/26	FRI	1-3	L	11-9	Springs	Wieck	N/A	3,883
5/1	@ FRI	20-4	W	15-10	Scholzens	Davis	N/A	3,280
5/2	@ FRI	5-2	W	16-10	Quantrill	Benjamin	N/A	7,643
5/3	@ FRI	15-6	W	17-10	Overton	Payano	N/A	6,702
5/4	@ FRI	6-1	W	18-10	Allen	Martin	N/A	8,573
5/10	FRI	3-1	W	23-10	Allen	Payano	Castillo	5,528
5/11	FRI	5-4	W	24-10	Keel	Parke	Castillo	7,173
5/12	FRI	2-1	W	25-10	Megill	Fasola	Wieck	5,960
5/13	FRI	3-10	L	25-11	Jurado	Quantrill	N/A	2,272
6/13	@ FRI	3-1	W	41-24	Yardley	Fasola	Wieck	5,221
6/14	@ FRI	2-1	W	42-24	Quantrill	Jurado	Wick	7,794
6/15	@ FRI	2-4	L	42-25	Parke	Johnson	N/A	6,324
6/16	@ FRI	1-3	L	42-26	Wagner	Bachar	Garrett	8,747
7/11	@ FRI	3-4	L	52-36	Jurado	Nix	Garrett	6,918
7/13 (1)	@ FRI	4-1	W	53-36	Allen	Davis	Munoz	N/A
7/13 (2)	@ FRI	1-2	L	53-37	Chopchick	Paddack	Garrett	8,913
7/14	@ FRI	4-8	L	53-38	Hernandez	Quantrill	N/A	9,793
7/19	@ FRI	7-4	L	57-39	Paddack	Arredondo	Huffman	9,534
7/20	@ FRI	11-10	W	58-39	Diaz	Garrett	Munoz	12,067
7/21	@ FRI	6-6	L	58-40	Boyes	Davis	Garrett	4,721
7/22	@ FRI	3-7	L	58-41	Payano	Scholzens	N/A	5,519
7/26	FRI	5-6	L	61-42	Vivas	Yardley	Garrett	6,165
7/27	FRI	9-3	W	62-42	Bachar	Hernandez	N/A	5,152
7/28	FRI	4-1	W	63-42	Scholzens	Payano	Munoz	6,417
7/29	FRI	1-3	L	63-43	Jensen	Nix	Garrett	4,721
8/21	FRI	0-9	L	68-57	Benjamin	Scholzens	N/A	5,290
8/22	FRI	3-4	L	68-58	Palumbo	Paddack	Parke	4,916
8/23	FRI	3-4	L	68-59	Weickel	Blueberg	N/A	6,332
8/24	FRI	1-0	W	69-59	Ramirez	Arredondo	Munoz	6,678



**MIDLAND ROCKHOUNDS**  
 5514 Champions Drive  
 Midland, TX 79706  
 www.midlandrockhounds.org  
**TEAM INFORMATION**

**2019 vs. AMARILLO**

**AMARILLO HOME GAMES \* ALL TIMES Central**

4/8	7:05	5/24	7:05
4/9	7:05	5/25	7:05
4/10	7:05	5/26	1:05
5/11	6:35	8/12	7:05

5/13	7:05	8/13	7:05
5/14	7:05	8/14	7:05
5/15	7:05	8/15	7:05
5/23	7:05		

**STREAKONOMICS (2018)**

Most consecutive wins vs. MID: 5  
 Most consecutive losses vs. MID: 3

**SHUTOUT HISTORY (2018)**

Overall shutout record vs. MID: 5-0  
 Shutout record vs. MID: 5-0  
 Shutout record @ MID: 0-0

**Affiliation:** Oakland Athletics

**Ballpark & Capacity:** Security Bank Ballpark (2002), 6,669

**Dimensions:** LF - 330', CF - 400', RF - 322'

**Radio Broadcaster/Call Letters:** Josh Suchon (550 AM)

**GM:** Monty Hoppel

**Media Contact:** Jeff VonHolle

**Visiting Team Hotel:**

Springhill Suites By Marriott

5716 Deauville Blvd

Midland, TX 79706

432-695-6870


**2019 FIELD STAFF**

**Manager:** Scott Steinmann  
**Hitting Coach:** Tommy Everidge  
**Pitching Coach:** Steve Connelly  
**Bench Coach:** Bobby Crosby

**MLB.com TOP PROSPECTS**

- |                           |                        |
|---------------------------|------------------------|
| 1. Jesus Luzardo LHP      | 16. Kevin Merrell SS   |
| 2. A.J. Puk LHP           | 17. Tyler Ramirez OF   |
| 3. Sean Murphy C          | 18. Luis Barrera OF    |
| 4. Kyler Murray OF        | 19. Alexander Ampos SS |
| 5. Austin Beck OF         | 20. Yerdel Vargas SS   |
| 6. Lazaro Armenteros OF   | 21. Marcos Brito 2B/SS |
| 7. Jorge Mateo SS/OF      | 22. Brian Howard RHP   |
| 8. Jameson Hannah OF      | 23. Hogan Harris LHP   |
| 9. James Kaprielian RHP   | 24. Wyatt Marks RHP    |
| 10. Sheldon Neuse 3B      | 25. Parker Dunshee RHP |
| 11. Jeremy Eierman SS     | 26. Alfonso Rivas 1B   |
| 12. Greg Deichmann OF     | 27. James Naile RHP    |
| 13. Daulton Jefferies RHP | 28. Carlos Ramirez RHP |
| 14. Grant Holmes RHP      | 29. Dalton Sawyer LHP  |
| 15. Nick Allen SS         | 30. Skye Bolt OF       |

OPPONENTS



**2018 MISSIONS vs. ROCKHOUNDS RECAP**

DATE	OPP	SCORE	W/L	RECORD	WINNER	LOSER	SAVE	ATT
4/19	@ MID	10-5	W	8-5	Allen	Bracewell	N/A	4,232
4/20	@ MID	2-3	L	8-6	Gorman	Johnson	Sanchez	3,034
4/21	@ MID	11-8	W	9-6	Scholten	Friedrichs	Castillo	4,925
4/22	@ MID	8-3	L	9-7	Seddon	Quattrill	Sanchez	3,805
4/27	MID	4-3	W	12-9	Castillo	Wendelken N/A	5,416	
4/28	MID	4-2	W	13-9	Johnson	Gorman	Stock	5,873
4/29	MID	14-0	W	14-9	Allen	Walter	N/A	3,053
4/30	MID	3-4	L	14-10	Bragg	Wick	N/A	3,381
5/18	@ MID	8-9	L	28-16	Gorman	Wick	Kiekhfer	5,722
5/19	@ MID	3-2	W	28-16	Jester	Martin	Wick	6,559
5/20	@ MID	8-5	W	27-18	Allen	Bracewell	Wick	3,396
5/21	@ MID	4-3	W	28-16	Keel	Ruiz	Wick	5,819
6/5	MID	5-4	W	36-21	Nix	Shore	Wick	3,809
6/6	MID	10-0	W	37-21	Allen	Luzardo	N/A	3,106
6/7	MID	2-8	L	37-22	Friedrichs	Keel	N/A	2,742
6/8	MID	5-4	W	38-21	Wick	Stull	N/A	6,175
6/21	MID	5-1	W	43-30	Diaz	Shore	N/A	6,820
6/22	MID	3-0	W	44-30	Keel	Dunshee	Wick	7,456
6/23	MID	2-0	W	45-30	Scholten	Friedrichs	Wick	5,994
6/24	MID	4-5	L	45-31	Blackwood	Allen	N/A	2,742
7/15	MID	4-0	W	54-38	Diaz	Howard	N/A	4,369
7/16	MID	9-3	W	55-38	Reyes	Seddon	N/A	3,065
7/17	MID	2-4	L	55-39	Blackwood	Jester	Finnegan	5,189
7/18	MID	7-2	W	56-39	Allen	Dunshee	N/A	5,214
8/2	@ MID	2-8	L	63-47	Howard	Bachar	N/A	3,659
8/3	@ MID	11-13	L	63-48	Bragg	Yardley	N/A	4,107
8/4	@ MID	9-6	W	64-48	Weir	Walter	N/A	4,290
8/5	@ MID	2-10	L	64-49	Dunshee	Allen	N/A	2,719
8/28	@ MID	3-4	L	70-62	Howard	Ashbeck	Finnegan	2,654
8/29	@ MID	4-5	L	70-63	Romero	Yardley	N/A	2,658
8/30	@ MID	2-8	L	70-64	Dunshee	Baez	Finnegan	4,450
8/31	@ MID	1-4	L	70-65	Seddon	Ramirez	Finnegan	3,578





**NW ARKANSAS NATURALS**  
 3000 Gene George Boulevard  
 Springdale, AR 72762  
 www.nwanaturals.com

**2019 vs. AMARILLO**

**AMARILLO HOME GAMES \* ALL TIMES Central**

6/11	7:05
6/12	7:05
6/13	7:05
7/19	7:05
7/20	7:05
7/21	6:05
7/22	7:05

**TEAM INFORMATION**

**Affiliation:** Kansas City Royals  
**Ballpark & Capacity:** Arvest (2008), 6,500  
**Dimensions:** LF - 327', CF - 400', RF - 325'  
**Radio Broadcaster/Call Letters:** Benjamin Kelly (92.1 FM)  
**GM:** Justin Cole  
**Media Contact:** Dustin Dethlefs  
**Visiting Team Hotel:**  
 The Holiday Inn  
 1500 S. 48th St.  
 Springdale, AR 72762  
 479-872-5911

**STREAKONOMICS (2018)**

Most consecutive wins vs. NWA : 2  
 Most consecutive losses vs. NWA: 2

**SHUTOUT HISTORY (2018)**

Overall shutout record vs. NWA: 0-2  
 Shutout record vs. NWA: 0-1  
 Shutout record @ NWA: 0-1

**2019 FIELD STAFF**

Manager: Darryl Kennedy  
 Hitting Coach: Abraham O. Nunez  
 Pitching Coach: Doug Henry  
 Bench Coach: Nelson Liriano

**MLB.com TOP PROSPECTS**

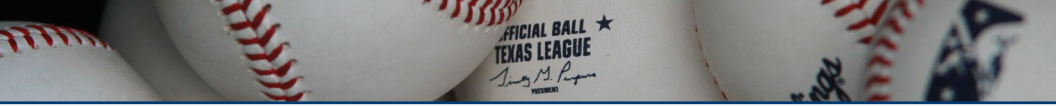
- |                          |                           |
|--------------------------|---------------------------|
| 1. Brady Singer RHP      | 16. Emmanuel Rivera 3B    |
| 2. Khalil Lee OF         | 17. Kelvin Gutierrez 3B   |
| 3. Seuly Matias OF       | 18. Austin Cox LHP        |
| 4. Jackson Kowar RHP     | 19. Daniel Tillo LHP      |
| 5. MJ Melendez C         | 20. Trevor Oaks RHP       |
| 6. Nick Pratto 1B        | 21. Brewer Hicklen OF     |
| 7. Nicky Lopez SS/2B     | 22. Jeison Guzman SS      |
| 8. Daniel Lynch LHP      | 23. Yefri Del Rosario RHP |
| 9. Kris Bubic LHP        | 24. Jonathan Bowlan RHP   |
| 10. Michael Gigliotti OF | 25. Scott Blewett RHP     |
| 11. Josh Staumont RHP    | 26. Sam McWilliams RHP    |
| 12. Carlos Hernandez RHP | 27. Janser Lara RHP       |
| 13. Richard Lovelady LHP | 28. D.J. Burt 2B          |
| 14. Kyle Isbel OF        | 29. Foster Griffin LHP    |
| 15. Blake Perkins OF     | 30. Ofreidy Gomez RHP     |



OPPONENTS

**2018 MISSIONS vs. NATURALS RECAP**

DATE	OPP	SCORE	W/L	RECORD	WINNER	LOSER	SAVE	ATT
4/8	@ NWA	8-4	W	3-1	Keel	Ogando	N/A	3,875
4/9	@ NWA	5-2	W	4-1	Scholtens	Sparkman	N/A	3,107
4/10	@ NWA	0-4	L	4-2	Griffin	Quantrill	N/A	4,291
4/15	NWA	2-3	L	6-4	Sparkman	Scholtens	Newberry	7,820
4/16	NWA	9-1	W	7-4	Quantrill	Griffin	N/A	2,841
4/17	NWA	0-2	L	6-5	Adam	Diaz	Newberry	3,343
6/28	@ NWA	7-2	W	46-31	Diaz	Griffin	Bachar	2,846
6/29	@ NWA	4-3	W	47-31	Weir	Brickhouse	Wick	6,878
6/30	@ NWA	3-4	L	46-32	Fernandez	Yardley	N/A	4,849
7/4	NWA			POSTPONED (RAIN)				
7/5 (1)	NWA	4-3	W	49-34	Munoz	Machado	N/A	N/A
7/5 (2)	NWA	4-3	W	50-34	Blueberg	Brickhouse	N/A	6,363
7/6	NWA	2-3	L	50-35	Ogando	Allen	Marte	4,853



**SPRINGFIELD CARDINALS**  
 955 E. Trafficway  
 Springfield, MO 65802  
 www.springfieldcardinals.com

**TEAM INFORMATION**

**Affiliation:** St. Louis Cardinals

**Ballpark & Capacity:** Hammons (2003), 6,750

**Dimensions:** LF - 315', CF - 400', RF - 330'

**Radio Broadcaster/Call Letters:** Andrew Buchbinder (98.7 FM)

**GM:** Dan Reiter

**Media Contact:** Scott Smulczenski

**Visiting Team Hotel:**

The University Plaza Hotel

333 John Q. Hammons Parkway

Springfield, MO 65806

417-864-7333

**2019 FIELD STAFF**

Manager: Joe Kruzell

Hitting Coach: Brandon Allen

Pitching Coach: Darwin Marrero

**2019 vs. AMARILLO**

**AMARILLO HOME GAMES \* ALL TIMES CENTRAL**

5/1 7:05  
 5/2 7:05  
 5/3 7:05  
 7/16 7:05

7/37 7:05  
 7/18 7:05

**STREAKONOMICS (2018)**

Most consecutive wins vs. SPR: 2

Most consecutive losses vs. SPR: 3

**SHUTOUT HISTORY (2018)**

Overall shutout record vs. SPR: 2-0

Shutout record vs. SPR: 0-0

Shutout record @ SPR: 2-0

OPPONENTS

**MLB.com TOP PROSPECTS**

- |                          |                            |
|--------------------------|----------------------------|
| 1. Alex Reyes RHP        | 16. Luken Baker 1B         |
| 2. Nolan Gorman 3B       | 17. Jonatan Machado OF     |
| 3. Dakota Hudson RHP     | 18. Jake Woodford RHP      |
| 4. Ryan Helsley RHP      | 19. Steven Gingery LHP     |
| 5. Andrew Knizner C      | 20. Ramon Urias INF        |
| 6. Randy Arozarena OF    | 21. Lane Thomas OF         |
| 7. Elehuris Montero 3B   | 22. Seth Elledge RHP       |
| 8. Justin Williams OF    | 23. Giovanni Gallegos RHP  |
| 9. Conner Capel OF       | 24. Wadye Ynfante OF       |
| 10. Griffin Roberts RHP  | 25. Johan Oviedo RHP       |
| 11. Max Schrock 2B       | 26. Alvaro Seijas RHP      |
| 12. Dylan Carlson OF     | 27. Evan Mendoza 3B        |
| 13. Genesis Cabrera LHP  | 28. Delvin Perez SS        |
| 14. Junior Fernandez RHP | 29. Daniel Poncedeleon RHP |
| 15. Edmundo Sosa SS/3B   | 30. Conner Jones RHP       |



**2018 MISSIONS vs. CARDINALS RECAP**

DATE	OPP	SCORE	W/L	RECORD	WINNER	LOSER	SAVE	ATT
5/25	SPR	1-7	L	30-18	Jones	Allen	N/A	5,574
5/26	SPR	3-7	L	30-19	Ellis	Keel	Thomson	5,991
5/27	SPR	3-7	L	30-20	Shew	Rea	N/A	4,875
6/1	@ SPR	5-3	W	34-20	Keel	Jones	Wieck	6,750
6/2	@ SPR	6-11	L	34-21	Shew	Rea	N/A	8,571
6/3	@ SPR	6-0	W	35-20	Quantrill	Arias	N/A	6,967
8/7	SPR	4-5	L	64-50	Shew	Bachar	Elledge	4,488
8/8	SPR	4-1	W	65-50	Scholtens	Pearce	Huffman	2,744
8/9	SPR	3-4	L	65-51	Meisner	Ashbeck	Elledge	6,013
8/14	@ SPR	3-0	W	66-53	Bachar	Pearce	Diaz	3,198
8/15	@ SPR	8-3	W	67-53	Munoz	Elledge	N/A	2,173
8/16	@ SPR				CANCELED (RAIN)			



**TULSA DRILLERS**  
 201 N. Elgin  
 Tulsa, OK 74120  
 www.tulsadrillers.com

**TEAM INFORMATION**

**Affiliation:** Los Angeles Dodgers  
**Ballpark & Capacity:** ONEOK Field (2010), 7,833  
**Dimensions:** LF - 330', CF - 400', RF - 307'  
**Radio Broadcaster/Call Letters:** Dennis Higgins (1430AM)  
**GM:** Mike Melega  
**Media Contact:** Brain Carroll  
**Visiting Team Hotel:**  
 Tulsa Marriott Southern Hills  
 1902 E. 71st S.  
 Tulsa, OK 74136  
 918-493-7000

**2019 vs. AMARILLO**

**AMARILLO HOME GAMES \* ALL TIMES Central**

6/14	7:05
6/15	7:05
6/16	6:05
5/26	7:05
8/27	7:05
9/28	11:05
9/29	7:05

**STREAKONOMICS (2018)**

Most consecutive wins vs. TUL: 5  
 Most consecutive losses vs. TUL: 4

**SHUTOUT HISTORY (2018)**

Overall shutout record vs. TUL: 2-2  
 Shutout record vs. TUL: 1-0  
 Shutout record @ TUL: 2-1

**MLB.com TOP PROSPECTS**

- |                        |                            |
|------------------------|----------------------------|
| 1. Alex Verdugo OF     | 16. Josiah Gray RHP        |
| 2. Keibert Ruiz C      | 17. Edwin Uceta RHP        |
| 3. Dustin May RHP      | 18. Connor Wong C          |
| 4. Gavin Lux SS/2B     | 19. Braydon Fisher RHP     |
| 5. Will Smith C /3B    | 20. John Rooney LHP        |
| 6. Dennis Santana RHP  | 21. Errol Robinson SS/2B   |
| 7. Jeter Downs 2B/SS   | 22. Matt Beaty 1B/3B       |
| 8. Mitchell White RHP  | 23. Marshall Kasowski RHP  |
| 9. DJ Peters OF        | 24. Cristian Santana 3B/1B |
| 10. Jeren Kendall OF   | 25. Josh Sborz RHP         |
| 11. Yadier Alvarez RHP | 26. Starling Heredia OF    |
| 12. Diego Cartaya C    | 27. Jordan Sheffield RHP   |
| 13. Michael Grove RHP  | 28. Gerardo Carrillo RHP   |
| 14. Edwin Rios 3B/1B   | 29. Robinson Ortiz LHP     |
| 15. Tony Gonsolin RHP  | 30. Omar Estevez 2B/SS     |

**2019 FIELD STAFF**

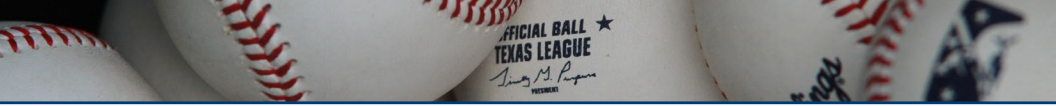
Manager: Scott Hennessey  
 Hitting Coach: Adam Melhuse  
 Pitching Coach: Dave Borkowski  
 Bench Coach: Pedro Montero

OPPONENTS



**2018 MISSIONS vs. DRILLERS RECAP**

DATE	OPP	SCORE	W/L	RECORD	WINNER	LOSER	SAVE	ATT
5/22	TUL	6-9	L	28-17	Long	Bachar	Baker	4,889
5/23	TUL	4-3	W	29-17	Frank	Smeltzer	Wieck	4,803
5/24	TUL	10-1	W	30-17	Simmons	Duncan	N/A	5,931
5/29	@ TUL	11-5	W	31-20	Quantrill	DeFratus	Frank	3,804
5/30	@ TUL	2-0	W	32-20	Johnson	Smeltzer	Wieck	3,433
5/31	@ TUL	6-0	W	33-20	Allen	Bawcom	N/A	4,458
8/10	TUL	2-6	L	65-52	White	Baez	N/A	5,879
4/11	TUL	0-3	L	65-53	Istler	Ramirez	Alvarez	6,584
4/12	TUL				POSTPONED (WET GROUNDS)			
8/17 (1)	@ TUL	0-9	L	67-54	Long	Baez	N/A	N/A
8/17 (2)	@ TUL	3-6	L	67-55	Richman	Huffman	N/A	6,797
8/18	@ TUL	4-1	W	68-55	Ramirez	White	Munoz	6,287
8/19	@ TUL	1-3	L	68-56	Gonsolin	Bachar	Spitzbarth	3,499



# TEXAS LEAGUE (DOUBLE-A)

505 Main Street, Suite 250  
Fort Worth, TX 76102

**President:** Tim Purpura  
**Vice President:** Paul Allen  
**Executive Assistant:** Jessica McClasky

## BOARD OF DIRECTORS

**Amarillo** - Tony Ensor

**Arkansas** - Russ Meeks

**Corpus Christi** - Ken Schrom

**Frisco** - Chuck Greenberg

**Midland** - E. Miles Prentice

**Northwest Arkansas** - Jon Dandes

**Springfield** - Bill DeWitt III

**Tulsa** - Mike Melega

## UMPIRE CREWS

### Crew 1:

Jeffery Gorman (CC)  
Tyler Olson  
Michael Carroll

### Crew 2:

Kyle Wallace (CC)  
Jose Matamoros  
Luis Hernandez

### Crew 3:

Justin Robinson (CC)  
Andrew Stukel  
Benjamin Phillips

### Crew 4:

Brian Walsh (CC)  
Andrew Barrett  
Darius Ghani

OPPONENTS

## HOME UMPIRE ASSIGNMENTS

**April 8-10:** Crew 3

**April 11-14:** Crew 3

**April 18-20:** Crew 4

**May 1-3:** Crew 1

**May 4-7:** Crew 4

**May 13-15:** Crew 1

**May 20-22:** Crew 3

**May 23-26:** Crew 2

**June 3-5:** Crew 4

**June 11-13:** Crew 2

**June 14-16:** Crew 2

**June 27-30:** Crew 4

**July 4-7:** Crew 3

**July 16-18:** Crew 3

**July 19-22:** Crew 1

**August 1-4:** Crew 3

**August 12-15:** Crew 3

**August 16-18:** Crew 1

**August 26-29:** Crew 3

**August 30-Sep 2:** Crew 1

## DIVISION ALIGNMENT

### North Division

Arkansas

NW Arkansas

Springfield

Tulsa

### South Division

Amarillo

Corpus Christi

Frisco

Midland



# TEXAS LEAGUE ALL-STAR GAME

Tuesday, June 25 2019  
 ONEOK Field • Tulsa, Oklahoma  
 Television: MiLB.tv

## ALL-TIME RESULTS

<b>2018</b> North 2 South 2 Midland, TX	<b>2013</b> North 0 South 6 Springdale, AR	<b>2008</b> South 7 North 3 Springfield, MO
<b>2017</b> North 3 South 10 Frisco, TX	<b>2012</b> South 1 North 3 Tulsa, OK	<b>2007</b> North 4 South 5 Corpus Christi, TX
<b>2016</b> South 8 North 5 Springfield, MO	<b>2011</b> North 3 South 1 San Antonio, TX	<b>2006</b> South 1 North 0 Little Rock, AR
<b>2015</b> North 9 South 4 Corpus Christi, TX	<b>2010</b> South 5 North 4 Midland, TX	<b>2005</b> East 5 West 0 Frisco, TX
<b>2014</b> South 3 North 1 Little Rock, AR	<b>2009</b> North 2 South 1 Frisco, TX	



ONEOK Field - Tulsa, OK

# 2018 IN REVIEW





## 2018 SAN ANTONIO VS. TEXAS LEAGUE OPPONENTS

<b>TEXAS LEAGUE NORTHERN</b>	<b>OVERALL</b>	<b>HOME ROAD</b>	
vs. ARKANSAS.....	7-4	4-1	3-3
vs. NW ARKANSAS.....	7-5	3-3	4-2
vs. SPRINGFIELD.....	5-6	1-5	4-1
vs. TULSA.....	6-6	2-3	4-3

<b>TEXAS LEAGUE SOUTHERN</b>	<b>OVERALL</b>	<b>HOME ROAD</b>	
vs. CORPUS CHRISTI.....	11-17	8-6	3-11
vs. FRISCO.....	17-15	8-8	9-7
vs. MIDLAND.....	18-14	12-4	6-10

## ATTENDANCE REPORT

	<b>Openings</b>	<b>Openings Lost</b>	<b>Total</b>	<b>Average</b>
<b>Frisco RoughRiders</b>	68	2	468,259	6,886
<b>Tulsa Drillers</b>	67	4	350,396	5,230
<b>San Antonio Missions</b>	67	3	327,276	4,885
<b>Springfield Cardinals</b>	67	3	326,362	4,871
<b>Corpus Christi Hooks</b>	70	0	340,607	4,866
<b>Arkansas Travelers</b>	66	4	296,847	4,498
<b>Northwest Arkansas Naturals</b>	68	2	304,526	4,478
<b>Midland RockHounds</b>	68	1	263,024	3,868

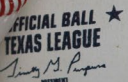
**TOTAL 2018 ATTENDANCE: 2,677,297**

## **ALL-STAR GAME at Midland, TX**

@ Security Bank Ballpark: 5,890

**PLAYOFF ATTENDANCE (13 GAMES): 37,910**

# 2018 SAN ANTONIO DAY-BY-DAY



DATE	OPP	W/L	SCORE	W-L-S	ATT	TIME	REC	POS	GB
4/5	@ARK	L	1-3	Gillies-Wieck(0-1)-Warren	5,051	2:48	0-1	T2	-1.0
4/6	@ARK	PPD (Rain)							
4/7 gm1	@ARK	W	6-2	Diaz(1-0)-De Jong(0-1)		2:31	1-1	T2	-1.0
4/7 gm2	@ARK	W	5-3	Allen(1-0)-Misiewicz(0-1)	5,187	2:32	2-1	T2	-1.0
4/8	@NWA	W	8-4	Keel(1-0)-Ogando(0-1)	3,875	2:12	3-1	T1	---
4/9	@NWA	W	5-2	Scholten(1-0)-Sparkman(0-1)	3,107	3:39	4-1	T1	---
4/10	@NWA	L	0-4	Griffin(1-0)-Quantrill(0-1)	4,291	2:16	4-2	2	-1.0
4/12	ARK	W(10)	3-2	Wick(1-0)-Gillies(1-1)	5,217	3:17	5-2	T1	---
4/13	ARK	L	4-8	Hermann(1-0)-Allen(1-1)-Perakslis	4,178	2:50	5-3	2	-0.5
4/14	ARK	W	8-7	Castillo(1-0)-Warren(1-1)-Wick	5,923	2:55	6-3	T1	---
4/15	NWA	L	2-3	Sparkman(1-1)-Scholten(1-1)-Newberry	7,620	2:42	6-4	2	-1.0
4/16	NWA	W	9-1	Quantrill(1-1)-Griffin(1-1)	2,841	2:51	7-4	T1	---
4/17	NWA	L	0-2	Adam(1-0)-Diaz(1-1)-Newberry	3,343	2:48	7-5	2	-1.0
4/19	@MID	W	10-5	Allen(2-1)-Bracewell(1-2)	4,232	3:13	8-5	T1	---
4/20	@MID	L	2-3	Gorman(1-0)-Johnson(0-1, BS-1)	3,034	2:18	8-6	2	-1.0
4/21	@MID	W	11-8	Scholten(2-1)-Friedrichs(1-1)-Castillo-1	4,925	3:22	9-6	T1	---
4/22	@MID	L	6-8	Seddon(2-1)-Quantrill(1-2)-Sanchez-3	3,805	2:32	9-7	3	-1.0
4/23	FRI	W	2-0	Johnson(1-0)-Pena(1-2)-Wieck-1	2,307	2:06	10-7	T2	-1.0
4/24	FRI	L(10)	2-5	Choplick(1-0)-Castillo(1-1)	2,899	2:37	10-8	3	-1.0
4/25	FRI	W	8-7	Stock(1-0)-Slack(0-1)	2,997	2:57	11-8	T2	-1.0
4/26	FRI	L	1-3	Scholten(2-0)-Wieck(0-2)	3,883	2:41	11-9	3	-1.0
4/27	MID	W	4-3	Castillo(2-1)-Wendelken(0-1)	5,416	2:49	12-9	T2	-1.0
4/28	MID	W	4-2	Johnson(2-1)-Gorman(1-1)-Stock-1	5,873	2:36	13-9	2	-1.0
4/29	MID	W	14-0	Allen(3-1)-Walter(1-3)	3,053	2:44	14-9	2	-1.0
4/30	MID	L	3-4	Bragg(3-0)-Wick(1-1)	3,381	2:15	14-10	2	-1.0
5/1	@FRI	W	20-4	Scholten(3-1)-Davis(0-1)	3,280	3:19	15-10	T1	---
5/2	@FRI	W	5-2	Quantrill(2-2)-Benjamin(0-3)-Castillo-2	7,643	2:33	16-10	T1	---
5/3	@FRI	W	13-6	Overton(1-0)-Payano(1-2)	6,702	3:44	17-10	1	+1.0
5/4	@FRI	W	6-1	Allen(4-1)-Martin(0-4)	8,573	2:41	18-10	1	+1.0
5/5	CC	W	9-8	Schrahm(1-0)-Stutzman(2-2)	8,337	3:20	19-10	1	+2.0
5/6	CC	W	4-1	Scholten(4-1)-Hartman(1-1)-Castillo-3	4,039	2:32	20-10	1	+3.0
5/7	CC	W	5-4	Wick(2-1)-Stutzman(2-3)	3,448	3:09	21-10	1	+3.0
5/8	CC	W	4-0	Jester(1-0)-Quiala(2-3)	3,693	2:33	22-10	1	+4.0
5/10	FRI	W	3-1	Allen(5-1)-Payano(1-3)-Castillo-4	5,328	2:26	23-10	1	+5.0
5/11	FRI	W	5-4	Keel(2-0)-Parks(0-1)-Castillo-5	7,173	2:30	24-10	1	+5.0
5/12	FRI	W	2-1	Megill(1-0)-Fasola(0-1)-Wieck-2	5,960	2:27	25-10	1	+6.0
5/13	FRI	L	3-10	Jurado(1-1)-Quantrill(2-3)	2,272	2:49	25-11	1	+5.0
5/14	@CC	L	1-2	Quiala(3-3)-Diaz(1-2)-R. Ferrell	3,881	2:03	25-12	1	+4.0
5/15	@CC	L	4-5	Perez(3-1)-Wick(2-2)	3,736	2:41	25-13	1	+3.0
5/16	@CC	L(10)	5-6	J.Ferrell(1-1)-Reyes(0-1)	3,444	2:53	25-14	1	+2.0
5/17	@CC	L	0-4	Hartman(3-1)-Bachar(0-1)	3,965	2:23	25-15	1	+1.0
5/18	@MID	L	8-9	Gorman(3-1)-Wick(2-3)-Kiekhefer-3	5,722	2:52	25-16	1	+1.0
5/19	@MID	W	3-2	Jester(2-0)-Martin(1-1)-Wieck-3	6,509	2:07	26-16	1	+2.0
5/20	@MID	W	8-5	Allen(6-1)-Bracewell(3-4)-Wieck-4	3,386	2:38	27-16	1	+3.0
5/21	@MID	W	4-3	Keel(3-0)-Ruiz(2-5)-Wick-2	5,819	2:17	28-16	1	+3.0
5/22	TUL	L	6-9	Long(1-0)-Bachar(0-2)-Baker	4,889	3:05	28-17	1	+2.0
5/23	TUL	W	4-3	Frank(1-0)-Smeltzer(1-4)-Wieck-5	4,803	2:38	29-17	1	+2.0
5/24	TUL	W	10-1	Simmons(1-0)-Duncan(1-3)	5,931	2:29	30-17	1	+3.0
5/25	SPR	L	1-7	Jones(3-1)-Allen(6-2)	5,574	2:36	30-18	1	+3.0
5/26	SPR	L	3-7	Ellis(3-0)-Keel(3-1)	5,991	2:51	30-19	1	+3.0
5/27	SPR	L	3-7	Shew(1-1)-Rea(0-1)	4,875	2:35	30-20	1	+1.0
5/29	@TUL	W	11-5	Quantrill(3-3)-DeFratus(1-1)-Frank-1	3,804	3:03	31-20	1	+1.0
5/30	@TUL	W	2-0	Johnson(3-1)-Smeltzer(1-5)-Wieck-6	3,433	2:21	32-20	1	+1.0
5/31	@TUL	W	6-0	Allen(7-2)-Bawcom(0-3)	4,458	2:32	33-20	1	+1.0
6/1	@SPR	W	5-3	Keel(4-1)-Jones(3-2)-Wieck-7	6,750	2:29	34-20	1	+2.0
6/2	@SPR	L	6-11	Shew(2-1)-Rea(0-2)	8,571	3:04	34-21	1	+1.0
6/3	@SPR	W	6-0	Quantrill(4-3)-Arias(1-1)	6,967	2:41	35-21	1	+2.0
6/5	MID	W	5-4	Nix(1-0)-Shore(1-1)-Wieck(8)	3,809	2:36	36-21	1	+2.0
6/6	MID	W	10-0	Allen(8-2)-Luzardo(2-3)	3,106	2:23	37-21	1	+2.0
6/7	MID	L	2-8	Friedrichs(4-3)-Keel(4-2)	5,746	2:36	37-22	1	+2.0
6/8	MID	W	5-4	Wieck(1-2)-Stull(1-1)	6,175	3:00	38-22	1	+2.0
6/9	@CC	W	9-4	Quantrill(5-3)-Quiala(5-5)	6,347	3:11	39-22	1	+3.0
6/10	@CC	L	2-8	Martin(3-1)-Jester(2-1)	4,094	2:27	39-23	1	+2.0
6/11	@CC	L	4-6	Perez(5-1)-Bachar(0-3)-R.Ferrell	6,365	3:01	39-24	1	+1.0
6/12	@CC	W	5-1	Keel(5-2)-Bostick(0-2)	5,170	2:40	40-24	1	+2.0
6/13	@FRI	W(10)	3-1	Yardley(1-0)-Fasola(0-2)-Wieck-9	5,221	3:07	41-24	1st	+2.0
6/14	@FRI	W	2-1	Quantrill(6-3)-Jurado(2-3)-Wick-3	7,794	2:10	42-24	1st	+2.0
6/15	@FRI	L	2-4	Parks(1-2)-Johnson(3-2)	6,324	2:17	42-25	1st	+1.0
6/16	@FRI	L	1-3	Wagner(1-0)-Bachar(0-4)-Garrett	8,747	2:43	42-26	1st	+0.5
6/17	CC	L	6-8	R.Ferrell(2-2)-Wick(2-4)	3,833	3:04	42-27	2nd	-0.5
6/18	CC	L	0-12	Winkelman(3-2)-Rea(0-3)-Bostick	3,982	3:09	42-28	2nd	-1.5 CC wins

2018 IN REVIEW





## 2018 SAN ANTONIO DAY-BY-DAY

DATE	OPP	W/L	SCORE	W-L-S	ATT	TIME	REC	POS	GB
6/19	CC	L	6-9	J.Ferrell(3-1)—Johnson(3-3)—Scheetz4,170		3:08	42-29	T3rd	-1.0
6/20	CC	L	0-1	Hartman(6-2)—Nix(1-1)—R. Ferrell 3,444		2:07	42-30	T3rd	-2.0
6/21	MID	W	5-1	Diaz(2-2)-Shore(1-4)	6,820	2:56	43-30	3rd	-2.0
6/22	MID	W	3-0	Keel(6-2)-Dunshee(0-1)-Wieck-10	7,456	2:14	44-30	T2nd	-2.0
6/23	MID	W	2-0	Scholten(5-1)-Friedrichs(5-4)-Wieck-45,984		2:19	45-30	2nd	-2.0
6/24	MID	L	4-5	Blackwood(2-1)—Allen(8-3)	2,742	2:31	45-31	T2nd	-2.0
6/28	@NWA	W	7-2	Diaz(3-2)—Griffin(3-9)—Bachar-1	2,846	2:20	46-31	T2	-1.0
6/29	@NWA	W(10)	4-3	Weir(1-0)—Brickhouse(0-2)—Wick-55,169		3:08	47-31	T1	---
6/30	@NWA	L	3-4	Fernandez(3-2)-Yardley(1-1)	4,849	2:25	47-32	3	-1.0
7/1	@ARK	L	1-3	McKay(4-1)-Keel(6-3)-Festa	2,186	3:21	47-33	3	-2.0
7/2	@ARK	L	3-8	Povse(4-2)-Quantrill(6-4)	2,382	2:44	47-34	3	-3.0
7/3	@ARK	W	7-6	Bachar(1-4)—Misiewicz(1-6)	8,626	2:58	48-34	3	-3.0
7/4	NWA	PPD (Rain)							
7/5(1)	NWA	W(8)	4-3	Munoz(1-0)-Machado(0-3)		2:19	49-34		
7/5(2)	NWA	W(9)	4-3	Blueberg(1-0)-Brickhouse(0-3)	6,363	2:53	50-34	3	-2.0
7/6	NWA	L	2-3	Ogando(5-5)-Allen(8-4)—Marte	4,853	2:45	50-35	3	-3.0
7/7	ARK	W	7-2	Paddack(1-0)-Povse(4-3)	4,680	2:18	51-35	3	-3.0
7/8	ARK	W	4-1	Yardley(2-1)-Tenuta(1-2)-Munoz-1	3,340	2:45	52-35	T2	-3.0
7/9	ARK	Cancelled - Rain							
7/11	@FRI	L	3-4	Jurado(4-3)-Nix(1-2)-Garrett	6,918	2:22	52-36	3	-4.5
7/12	@FRI	PPD (Rain)							
7/13(1)	@FRI	W	4-1	Allen(9-4)-Davis(1-7)-Munoz-2		2:03	53-36		
7/13(2)	@FRI	L	1-2	Choplick(4-1)-Paddack(1-1)-Garrett	8,913	1:49	53-37	3	-4.5
7/14	@FRI	L	4-8	Hernandez(2-3)—Quantrill(6-5)	9,793	2:41	53-38	3	-5.5
7/15	MID	W	4-0	Diaz(4-2)-Howard(0-2)	4,369	2:49	54-38	3	-4.5
7/16	MID	W	9-3	Reyes(1-1)-Seddon(4-6)	3,065	2:59	55-38	3	-3.5
7/17	MID	L	2-4	Blackwood(4-2)-Jester(2-2)-Finnegan5,189		2:24	55-39	3	-4.5
7/18	MID	W	7-2	Allen(10-4)-Dunshee(1-3)	5,214	2:15	56-39	3	-3.5
7/19	@FRI	W	7-4	Paddack(2-1)—Arredondo(0-2)-Huffman-1	9,274	2:43	57-39	3	-2.5
7/20	@FRI	W(10)	11-10	Diaz(8-2)—Garrett(3-1)—Munoz—3	12,067	3:14	58-39	3	-2.5
7/21	@FRI	L	5-6	Gose(1-0)-Reyes(1-2)-Davis-1	7,589	2:51	58-40	3	-3.5
7/22	@FRI	L	3-7	Payano(4-7)—Scholtens(5-2)	5,519	2:38	58-41	3	-3.5
7/23	CC	W	2-1	Nix(2-2)-Bielak(2-2)-Munoz—4	3,353	2:30	59-41	3	-2.5
7/24	CC	W(10)	4-3	Weir(2-0)-Winkelman(4-3)	4,931	3:11	60-41	3	-1.5
7/25	CC	W	1-0	Paddack(3-1)—Valdez(3-4)—Diaz-1	3,151	2:36	61-41	2	-0.5
7/26	FRI	L	5-6	Vivas(1-0)—Yardley(2-2)-Garrett	6,165	3:02	61-42	3	-0.5
7/27	FRI	W	9-3	Bachar(2-4)—Hernandez(2-4)	5,152	2:39	62-42	1	0.5
7/28	FRI	W	4-1	Scholten(6-2)-Payano(4-8)-Munoz-5	6,417	2:48	63-42	1	0.5
7/29	FRI	L	1-3	Jensen(1-0)-Nix(2-3)-Garrett	4,721	2:12	63-43	2	-0.5
7/30	@CC	L	0-3	Valdez(4-4)—Allen(10-5)—J. Ferrell 4,213		2:11	63-44	2	-1.5
7/31	@CC	L	4-5	Pinales(3-4)-Munoz(1-1)-Blanco	3,744	2:21	63-45	3	-2.5
8/1	@CC	L(10)	2-3	Garza(6-0)-Weir(2-1)	3,631	2:42	63-46	3	-3.5
8/2	@MID	L	2-8	Howard(2-2)—Bachar(2-5)	3,659	2:32	63-47	3	-3.5
8/3	@MID	L(13)	11-13	Bragg(4-4)—Yardley(2-3)	4,107	4:16	63-48	3	-3.5
8/4	@MID	W(10)	9-6	Weir(3-1)—Walter(2-6)	4,290	3:23	64-48	3	-3.5
8/5	@MID	L	2-10	Dunshee(4-3)-Allen(10-6)	2,719	3:08	64-49	3	-4.5
8/7	SPR	L	4-5	Shew(6-6)—Bachar(2-6)—Elledge	4,488	3:00	64-50	3	-4.5
8/8	SPR	W	4-1	Scholten(7-2)-Pearce(0-4)-Huffman	2,744	2:29	65-50	3	-4.0
8/9	SPR	L	3-4	Meisner(1-1)-Ashbeck(0-1)-Elledge	6,013	2:28	65-51	3	-4.5
8/10	TUL	L	2-6	White(4-5)—Baez(0-1)	5,879	2:35	65-52	3	-4.5
8/11	TUL	L	0-3	Istler(3-4)—Ramirez(0-1)-Alvarez	6,584	3:10	65-53	3	-5.5
8/12	TUL	PPD (Rain)							
8/14	@SPR	W	3-0	Bachar(3-6)-Pearce(0-5)—Diaz—2	3,198	2:17	66-53	3	-6.0
8/15	@SPR	W	8-3	Munoz(2-1)—Elledge(1-1)	2,173	3:16	67-53	3	-6.0
8/16	@SPR	CANCELLED (RAIN)							
8/17(1)	@TUL	L	0-9	Istler(4-4)-Baez(0-2)		2:23	67-54		
8/17(2)	@TUL	L	3-6	Richman(1-0)-Huffman(0-1)	6,797	2:22	67-55	3	-7.5
8/18	@TUL	W	4-1	Ramirez(1-1)-White(4-6)-Munoz-6	6,287	2:29	68-55	3	-6.5
8/19	@TUL	L	1-3	Gonsolin(5-0)-Bachar(3-7)-Spitzbarth3,499		2:38	68-56	3	-6.5
8/21	FRI	L	0-9	Benjamin(4-5)-Scholtens(7-3)	5,290	2:30	68-57	3	-6.5
8/22	FRI	L	3-4	Palumbo(1-0)-Paddack(3-2)—Parks	4,916	2:40	68-58	3	-7.5
8/23	FRI	L(11)	3-4	Weickel(1-1)—Blueberg(1-1)	6,332	3:15	68-59	3	-7.5
8/24	FRI	W	1-0	Ramirez(2-1)-Arredondo(0-3)-Munoz-7	6,678	2:28	69-59	3	-6.5
8/25	@CC	L(10)	4-5	Blanco(2-0)-Jester(2-3)	7,339	3:04	69-60	3	-7.5
8/26	@CC	L	2-4	Bailey(1-0)—Scholtens(7-4)—Scheetz 9,612		2:47	69-61	4	-8.5
8/27	@CC	W	5-0	Huffman(1-1)-Bostick(2-5)—Reyes-1	7,282	2:20	70-61	3	-7.5
8/28	@MID	L	3-4	Howard(3-4)-Ashbeck(0-2)—Finnegan2,654		2:26	70-62	3	-7.5
8/29	@MID	L(10)	4-5	Romero(1-1)-Yardley(2-4)	2,695	2:37	70-63	4	-7.5
8/30	@MID	L	2-5	Dunshee(7-4)—Baez(0-3)-Finnegan	4,450	2:29	70-64	4	-7.5
8/31	@MID	L	1-4	Seddon(9-7)-Ramirez(2-2)-Finnegan	3,878	2:23	70-65	4	-8.5
9/1	CC	W	12-8	Ashbeck(1-2)-J.Ferrell(6-3)	7,232	3:16	71-65	4	-7.5
9/2	CC	L	0-2	Scheetz(2-1)-Simmons(1-1)	7,962	2:25	71-66	4	-8.5
9/3	CC	L	1-8	Adcock(4-2)-Jester(2-4)	3,784	2:42	71-67	4	-9.5

2018 IN REVIEW

## 2018 SAN ANTONIO TRANSACTIONS

1. April 5 RHP TJ Weir promoted to AAA EP
2. April 5 RHP Jared Karcuff promoted from LKE to replace Weir
3. April 7 LHP Matt Strahm added on a rehab assignment
4. April 12 RHP Jared Karcuff assigned to AAA EP
5. April 14 RHP Jared Karcuff added from AAA EP
6. April 16 RHP Jared Karcuff sent to LKE
7. April 16 RHP Erik Johnson received from extended spring (Tommy John)
8. April 20 LHP Dillon Overton promoted to EP
9. April 21 RHP Eric Yardley added from EP
10. April 23 LHP Dillon Overton received from extended spring
11. April 23 RHP Colby Blueberg sent to extended spring
12. April 30 RHP Robert Stock assigned to EP
13. April 30 RHP Gerardo Reyes added from LKE
14. May 7 LHP Matt Strahm recalled by SDP and activated from 10-day DL
15. May 10 RHP Jesse Scholtens promoted to EP
16. May 10 RHP Lake Bachar added from LKE
17. May 11 LHP Dillon Overton promoted to EP
18. May 11 RHP Trevor Megill added from LE
19. May 12 OF Auston Bousfield promoted to EP
20. May 12 OF Taylor Kohlwey added from LE
21. May 14 RHP Seth Simmons added from extended
22. May 14 LHP Jose Castillo promoted to EP
23. May 18 RHP Miguel Diaz promoted to EP
24. May 18 RHP Trevor Frank added from LE
25. May 22 RHP Colin Rea added on a MLB Rehab assignment
26. May 25 RHP Eric Yardley promoted to EP
27. May 30 RHP Seth Simmons promoted to EP
28. May 30 RHP Jacob Nix added from extended spring
29. May 31 OF Forrester Allday promoted to EP
30. May 31 RHP Trevor Megill placed on DL (oblique)
31. May 31 INF River Stevens (AC joint shoulder) placed on DL
32. May 31 INF Matt Batten received from LKE
33. June 3 RHP T.J. Weir received from EP
34. June 5 RHP Eric Yardley transferred from EP
35. June 7 INF Deion Tansel transferred from Extended
36. June 8 RHP Phil Maton added on ML Rehab Assignment
37. June 11 LHP Logan Allen placed on DL (left ankle), retroactive to June 9
38. June 13 RHP Miguel Diaz transferred from EP
39. June 21 OF Nick Schulz transferred from EP
40. June 21 P Jesse Scholtens transferred from EP
41. June 21 RHP Gerrardo Reyes sent to LE
42. June 21 INF Deion Tansel sent to Tri-City
43. June 21 RHP Phil Maton activated by SDP
44. June 29 RHP Jacob Nix placed on 7-day DL
45. June 29 RH Andres Munoz added from Tri-City
46. July 1 RHP Rowan Wick sent to EP
47. July 3 RHP Erik Johnson assigned to EP
48. July 3 RHP Colby Blueberg added from LE
49. July 5 LHP Jerry Keel assigned to EP
50. July 5 RHP Chris Paddock added from LE
51. July 8 RHP Miguel Diaz recalled by SDP
52. July 9 RHP Miguel Diaz optioned from SDP to SAM
53. July 9 OF Buddy Reed promoted from LE
54. July 9 OF Rod Boykin sent to LKE
55. July 11 RHP Jacob Nix activated from DL
56. July 11 RHP Erik Johnson promoted to EP
57. July 20 RHP Eric Yardley promoted to EP
58. July 21 INF Fernando Tatis placed on DL (thumb)
59. July 21 INF River Stevens activated from DL
60. July 23 RHP Eric Yardley reassigned from EP
61. Aug 2 RHP Jacob Nix promoted to EP
62. Aug 3 RHP Eric Yardley promoted to EP
63. Aug 3 LHP Travis Radke added from FTW
64. Aug 3 RHP Trevor Megill activated from DL & assigned to LKE
65. Aug 5 RHP Cal Quantrill promoted to EP
66. Aug 5 LHP Danny Sexton added from AZL
67. Aug 8 RHP Emmanuel Ramirez added from El Paso
68. Aug 9 INF Ty France promoted to EP
69. Aug 9 INF River Stevens promoted to EP
70. Aug 9 RHP Michel Baez added from LKE
71. Aug 9 RHP Elliot Ashbeck added from LKE
72. Aug 9 INF Hudson Potts added from LKE
73. Aug 9 LHP Travis Radke reassigned to LKE
74. Aug 10 LHP Logan Allen promoted to EP
75. Aug 10 LHP Danny Sexton reassigned to FTW
76. Aug 10 RHP Trevor Megill added from LKE
77. Aug 14 INF River Stevens added from EP
78. Aug 17 RHP Miguel Diaz recalled by SDP
79. Aug 17 INF River Stevens placed on DL (knee)
80. Aug 18 INF Ruddy Giron added from LKE
81. Aug 19 RHP Eric Yardley added from EP
82. Aug 23 OF Nick Schulz promoted to EP
83. Aug 27 RH Seth Simmons added from EP



## 2018 SAN ANTONIO MISSIONS FULL ROSTER

Pitchers	B/T	HT	WT	DOB	Birth Place
Allen, Logan	R/L	6' 3	200	5/23/1997	West Palm Beach, FL, USA
Ashbeck, Elliot	L/R	6' 3	220	11/16/1993	Marshfield, WI, USA
Bachar, Lake	R/R	6' 3	215	6/3/1995	Winfield, IL, USA
Baez, Michel	R/R	6' 8	220	1/21/1996	Havana, Cuba
Blueberg, Colby	R/R	6' 0	185	5/11/1993	Carson City, NV, USA
Carkuff, Jared	R/R	6' 3	180	8/25/1993	Bell Buckle, TN, USA
Castillo, José	L/L	6' 5	246	1/10/1996	Valencia, Venezuela
Diaz, Miguel	R/R	6' 0	214	11/28/1994	San Cristobal, Dominican Republic
Frank, Trevor	R/R	6' 0	195	6/23/1991	El Cajon, CA, USA
Huffman, Chris	R/R	6' 1	205	11/25/1992	Fort Defiance, VA, USA
Jester, Jason	R/R	5' 11	205	5/4/1991	Longview, TX, USA
Johnson, Erik	R/R	6' 3	230	12/30/1989	Mountain View, CA, USA
Keel, Jerry	L/R	6' 6	240	9/26/1993	Palmdale, CA, USA
Maton, Phil	R/R	6' 3	220	3/25/1993	Paducah, KY, USA
Megill, Trevor	L/R	6' 8	235	12/5/1993	Long Beach, CA, USA
Munoz, Andres	R/R	6' 2	165	1/16/1999	Los Mochis, Sinaloa, Mexico
Nix, Jacob	R/R	6' 4	220	1/9/1996	Los Alamitos, CA, USA
Overton, Dillon	L/L	6' 2	175	8/17/1991	Clinton, OK, USA
Paddack, Chris	R/R	6' 4	195	1/8/1996	Austin, TX, USA
Quantrill, Cal	L/R	6' 3	208	2/10/1995	Port Hope, ON, Canada
Radke, Travis	L/L	6' 4	237	3/6/1993	Thousand Oaks, CA, USA
Ramirez, Emmanuel	R/R	6' 2	190	7/15/1994	Puerto Plata, Dominican Republic
Rea, Colin	R/R	6' 5	225	7/1/1990	Cascade, IA, USA
Reyes, Gerardo	R/R	5' 11	160	5/13/1993	Ciudad Victoria, Tamaulipas, Mexico
Scholtens, Jesse	R/R	6' 4	230	4/6/1994	Fairfield, CA, USA
Sexton, Danny	L/R	6' 0	195	6/30/1995	Pataskala, OH, USA
Simmons, Seth	R/R	5' 9	170	6/14/1988	Winston-Salem, NC, USA
Stock, Robert	L/R	6' 1	214	11/21/1989	Bellevue, WA, USA
Strahm, Matt	R/L	6' 3	185	11/12/1991	West Fargo, ND, USA
Weir, T.J.	R/R	6' 0	212	9/15/1991	Kokomo, IN, USA
Wick, Rowan	L/R	6' 3	234	11/9/1992	North Vancouver, BC, Canada
Wieck, Brad	L/L	6' 9	255	10/14/1991	Amarillo, TX, USA
Yardley, Eric	R/R	6' 0	165	8/18/1990	Richland, WA, USA
Catchers	B/T	HT	WT	DOB	Birth Place
Allen, Austin	L/R	6' 2	220	1/16/1994	St. Louis, MO, USA
Rivas, Webster	R/R	6' 2	218	8/8/1990	Nagua, Dominican Republic
Infielders	B/T	HT	WT	DOB	Birth Place
Batten, Matthew	R/R	5' 11	180	6/22/1995	Shelton, CT, USA
France, Ty	R/R	6' 0	205	7/13/1994	Downey, CA, USA
Giron, Ruddy	R/R	6' 0	205	1/4/1997	Santo Domingo Norte, Dominican Republic
Overstreet, Kyle	R/R	5' 11	205	9/4/1993	Birmingham, AL, USA
Potts, Hudson	R/R	6' 3	205	10/28/1998	Southlake, TX, USA
Rosario, Eguv	R/R	5' 9	150	8/25/1999	Juan Baron, Dominican Republic
Stevens, River	L/R	6' 0	185	1/10/1992	Fountain Valley, CA, USA
Tansel, Deion	R/R	5' 8	155	6/4/1994	Toledo, OH, USA
Tatis Jr., Fernando	R/R	6' 3	185	1/2/1999	San Pedro De Macoris, Dominican Republic
Van Gansen, Peter	L/R	5' 9	175	3/4/1994	San Fernando, CA, USA
Outfielders	B/T	HT	WT	DOB	Birth Place
Allday, Forrestt	L/L	5' 11	190	4/24/1991	Galveston, TX, USA
Bousfield, Auston	R/R	5' 11	185	7/5/1993	Oakland, FL, USA
Boykin, Rod	R/R	6' 1	175	4/17/1995	Montgomery, AL, USA
Gettys, Michael	R/R	6' 1	203	10/22/1995	Gainesville, GA, USA
Kohlwey, Taylor	L/L	6' 3	200	7/20/1994	Holmen, WI, USA
Naylor, Josh	L/L	5' 11	250	6/22/1997	Mississauga, ON, Canada
Reed, Buddy	S/R	6' 4	210	4/27/1995	Bronx, NY, USA
Schulz, Nick	R/R	6' 3	210	5/3/1991	Mountain View, CA, USA

2018 IN REVIEW

## 2018 SAN ANTONIO BATTING STATISTICS

BATTERS	AVG	G	AB	R	H	2B	3B	HR	RBI	TB	BB	IBB	SO	SB	CS	OBP	SLG	OPS	HBP	E
Allday, Forrest	.248	41	145	18	36	5	0	0	4	41	18	0	31	0	2	.331	.283	.614	0	1
Allen, Austin	.290	119	451	59	131	31	0	22	56	228	37	5	97	0	3	.351	.506	.857	7	8
Batten, Matthew	.260	63	181	22	47	6	1	2	18	61	29	1	55	11	2	.368	.337	.705	2	9
Bousfield, Austin	.250	12	40	7	10	3	1	0	3	15	5	0	8	4	1	.362	.375	.737	2	0
Boykin, Rudon	.214	67	224	33	48	5	3	4	23	71	21	0	106	8	2	.287	.317	.604	2	2
France, Ty	.263	112	415	66	109	22	2	17	77	186	33	2	70	3	4	.349	.448	.798	25	12
Gettys, Michael	.230	125	431	51	99	23	3	15	53	172	31	1	160	17	6	.290	.399	.689	6	3
Giron, Ruddy	.231	9	26	4	6	2	0	1	2	11	1	0	9	0	0	.259	.423	.682	0	0
Kohlwey, Taylor	.265	72	204	25	54	8	4	6	22	88	25	0	58	4	4	.359	.431	.790	6	1
Naylor, Josh	.297	128	501	72	149	22	1	17	74	224	64	8	69	5	5	.383	.447	.830	7	14
Overstreet, Kyle	.272	124	470	45	128	23	1	9	46	180	32	1	75	2	0	.321	.383	.704	3	7
Potts, Hudson	.154	22	78	5	12	0	0	2	5	18	10	0	33	1	0	.258	.231	.489	1	4
Reed, Buddy	.179	43	179	21	32	7	0	1	15	42	12	0	63	18	3	.227	.235	.461	0	2
Rivas, Webster	.276	57	217	19	60	7	1	4	23	81	13	0	47	1	1	.319	.373	.692	1	4
Rosario, Eguay	.182	3	11	2	2	0	0	0	2	2	2	0	5	1	0	.357	.182	.539	1	0
Schulz, Nick	.173	44	127	14	22	3	0	6	13	43	22	0	45	2	2	.309	.339	.648	3	1
Stevens, River	.265	49	155	20	41	2	1	4	29	57	17	0	22	5	3	.345	.368	.713	2	3
Tansel, Deion	.000	2	7	0	0	0	0	0	1	0	0	0	1	0	0	.125	.000	.125	1	0
Tatis Jr., Fernando	.286	88	353	77	101	22	4	16	43	179	33	1	109	16	5	.355	.507	.862	6	13
Van Ganssen, Peter	.253	103	336	42	85	16	1	4	40	115	38	1	50	0	6	.325	.342	.668	0	7
<b>Team Total</b>	<b>.256</b>	<b>138</b>	<b>4600</b>	<b>604</b>	<b>1176</b>	<b>206</b>	<b>23</b>	<b>130</b>	<b>551</b>	<b>1818</b>	<b>445</b>	<b>20</b>	<b>1138</b>	<b>98</b>	<b>49</b>	<b>.330</b>	<b>.395</b>	<b>.725</b>	<b>75</b>	<b>105</b>

## 2018 SAN ANTONIO BATTING STATISTICS

PITCHERS	W	L	ERA	G	GS	CG	SHO	SV	SVO	IP	H	R	ER	HR	HB	BB	IBB	SO	WP	WHIP	AVG	TBF	HLD
Allen, Logan	10	6	2.75	20	19	0	0	0	0	121.0	89	41	37	7	5	38	0	125	4	1.05	.205	480	0
Ashbeck, Elliot	1	2	7.50	7	1	0	0	0	2	12.0	18	10	10	1	0	4	0	13	1	1.83	.346	56	1
Bachar, Lake	3	7	5.59	20	14	0	0	1	1	87.0	99	56	54	15	5	38	1	62	9	1.57	.292	87	0
Baez, Michel	0	3	7.36	4	4	0	0	0	0	18.1	22	20	15	4	2	12	0	21	2	1.85	.301	87	0
Blueberg, Colby	1	1	3.91	16	0	0	0	0	0	25.1	29	13	11	3	3	9	0	31	5	1.50	.287	114	1
Carkuff, Jared	0	0	3.00	2	0	0	0	0	0	3.0	2	1	1	1	0	0	0	3	0	0.67	.182	11	0
Castillo, Jose	2	1	3.00	12	0	0	0	5	6	15.0	14	7	5	0	0	8	0	26	2	1.47	.246	66	1
Diaz, Miguel	5	2	2.35	19	9	0	0	2	2	65.0	45	21	17	4	2	30	0	66	4	1.15	.195	264	0
Frank, Trevor	1	0	2.11	12	0	0	0	1	1	21.1	18	6	5	2	0	4	0	15	2	1.03	.222	87	0
Huffman, Chris	1	1	2.86	11	3	0	0	2	3	28.1	20	10	9	3	1	12	0	21	0	1.13	.202	113	1
Jester, Jason	2	4	4.33	40	0	0	0	6	6	60.1	69	34	29	2	0	13	1	56	1	1.36	.289	257	4
Johnson, Erik	3	3	2.84	19	0	0	0	0	2	31.2	27	12	10	4	0	9	0	33	1	1.14	.221	132	4
Keel, Jerry	6	3	4.55	16	16	0	0	0	0	91.0	99	46	46	9	1	22	0	73	2	1.33	.282	378	0
Maton, Phil	0	0	1.59	5	0	0	0	0	0	5.2	5	1	1	1	0	1	0	7	0	1.06	.227	23	0
Megill, Trevor	1	0	3.18	11	0	0	0	0	1	17.0	16	6	6	2	0	7	0	9	0	1.35	.254	73	1
Munoz, Andres	2	1	0.95	20	0	0	0	7	8	19.0	11	2	2	0	0	11	0	19	0	1.16	.175	74	1
Nix, Jacob	2	3	2.05	9	9	0	0	0	0	52.2	39	13	12	3	3	9	0	41	2	0.91	.211	200	0
Overton, Dillon	1	0	2.84	7	0	0	0	0	0	12.2	9	4	4	2	0	2	0	15	1	0.87	.191	49	0
Paddack, Chris	3	2	1.91	7	7	1	0	0	0	37.2	23	8	8	1	2	4	1	37	2	0.72	.177	137	0
Quantrill, Cal	6	5	5.15	22	22	0	0	0	0	117.0	135	78	67	12	5	38	1	101	5	1.48	.288	522	0
Radke, Travis	0	0	3.18	3	1	0	0	0	0	11.1	12	4	4	0	1	2	0	8	2	1.24	.300	43	0
Ramirez, Emmanuel	2	2	2.63	4	4	0	0	0	0	24.0	21	7	7	2	0	6	0	27	3	1.13	.241	95	0
Rea, Colin	0	3	7.13	6	6	0	0	0	0	24.0	32	23	19	3	1	13	0	21	2	1.88	.311	117	0
Reyes, Gerardo	1	2	3.00	31	0	0	0	1	4	39.0	32	20	13	1	5	17	0	49	1	1.26	.222	169	3
Scholten, Jesse	7	4	3.00	19	18	0	0	0	0	108.0	95	43	36	5	5	24	0	98	7	1.10	.236	434	0
Sexton, Danny	0	0	40.50	1	0	0	0	0	0	1.1	5	6	6	0	0	2	0	2	1	5.25	.856	11	0
Simmons, Seth	1	1	3.00	5	2	0	0	0	1	15.0	12	5	5	1	0	4	0	13	0	1.07	.218	59	0
Stock, Robert	1	0	2.00	8	0	0	0	1	1	9.0	7	4	2	1	0	3	0	15	3	1.11	.200	38	0
Strahm, Matt	1	0	2.51	9	2	0	0	0	1	14.1	14	5	4	1	2	4	0	22	1	1.26	.259	61	2
Weir, T.J.	3	1	1.71	17	1	0	0	0	0	26.1	18	8	5	1	0	4	0	27	2	0.84	.191	99	2
Wick, Rowan	2	4	3.16	29	0	0	0	5	6	31.1	22	14	11	0	0	21	1	42	1	1.37	.198	134	11
Wieck, Brad	1	2	1.93	27	0	0	0	10	12	28.0	20	10	6	1	0	8	0	36	3	1.00	.190	113	2
Yardley, Eric	2	4	3.43	34	0	0	0	0	3	39.1	40	19	15	2	1	12	2	27	1	1.32	.276	161	7
<b>Team Total</b>	<b>71</b>	<b>67</b>	<b>3.58</b>	<b>138</b>	<b>138</b>	<b>1</b>	<b>14</b>	<b>35</b>	<b>60</b>	<b>1212.0</b>	<b>1119</b>	<b>557</b>	<b>482</b>	<b>94</b>	<b>44</b>	<b>391</b>	<b>7</b>	<b>1161</b>	<b>70</b>	<b>1.25</b>	<b>.246</b>	<b>5044</b>	<b>41</b>



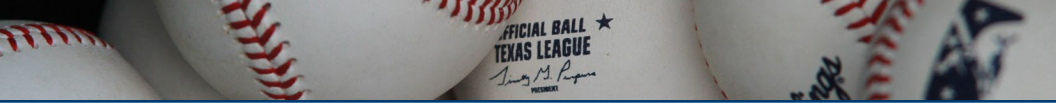
## 2018 SAN ANTONIO REGULAR SEASON LEADERS (BATTING)

<u>AVG</u>		<u>HR</u>		<u>RBI</u>		<u>OBP</u>	
Naylor, Josh	.297	Allen, Austin	22	France, Ty	77	Naylor, Josh	.383
Allen, Austin	.290	France, Ty	17	Naylor, Josh	74	Tatis Jr., Fernando	.355
Tatis Jr., Fernando	.286	Naylor, Josh	17	Allen, Austin	56	Allen, Austin	.351
Overstreet, Kyle	.272	Tatis Jr., Fernando	16	Gettys, Michael	53	France, Ty	.349
France, Ty	.263	Gettys, Michael	15	Overstreet, Kyle	46	Van Gansen, Peter	.325
Van Gansen, Peter	.253	Overstreet, Kyle	9	Tatis Jr., Fernando	43	Overstreet, Kyle	.321
Gettys, Michael	.230	Kohlwey, Taylor	6	Van Gansen, Peter	40	Gettys, Michael	.290
		Schulz, Nick	6	Stevens, River	29		
		4 others tied with 4		2 others tied with 23			
<u>SLG</u>		<u>OPS</u>		<u>H</u>		<u>2B</u>	
Tatis Jr., Fernando	.507	Tatis Jr., Fernando	.862	Naylor, Josh	149	Allen, Austin	31
Allen, Austin	.506	Allen, Austin	.857	Allen, Austin	131	Overstreet, Kyle	23
France, Ty	.448	Naylor, Josh	.830	Overstreet, Kyle	128	France, Ty	23
Naylor, Josh	.447	France, Ty	.798	France, Ty	109	Gettys, Michael	22
Gettys, Michael	.399	Overstreet, Kyle	.704	Tatis Jr., Fernando	101	Naylor, Josh	22
Overstreet, Kyle	.383	Gettys, Michael	.689	Gettys, Michael	99	Tatis Jr., Fernando	22
Van Gansen, Peter	.342	Van Gansen, Peter	.668	Van Gansen, Peter	85	Van Gansen, Peter	16
				Rivas, Webster	60	Kohlwey, Taylor	8
				Kohlwey, Taylor	54	2 others tied with 7	
				Boykin, Rod	48		
<u>3B</u>		<u>XBH</u>		<u>TB</u>		<u>BB</u>	
Kohlwey, Taylor	4	Allen, Austin	53	Allen, Austin	228	Naylor, Josh	64
Tatis Jr., Fernando	4	Tatis Jr., Fernando	42	Naylor, Josh	224	Van Gansen, Peter	38
Boykin, Rod	3	France, Ty	41	France, Ty	186	Allen, Austin	37
Gettys, Michael	3	Gettys, Michael	40	Overstreet, Kyle	180	France, Ty	33
France, Ty	2	Naylor, Josh	40	Tatis Jr., Fernando	179	Tatis Jr., Fernando	33
7 others tied with 1		Overstreet, Kyle	33	Gettys, Michael	172	Overstreet, Kyle	32
		Van Gansen, Peter	21	Van Gansen, Peter	115	Gettys, Michael	31
		Kohlwey, Taylor	18	Kohlwey, Taylor	88	Batten, Matthew	29
		2 others tied with 12		Rivas, Webster	81	Kohlwey, Taylor	25
				Boykin, Rod	71	Schulz, Nick	22
<u>R</u>		<u>SB</u>		<u>CS</u>			
Tatis Jr., Fernando	77	Reed, Buddy	18	Gettys, Michael	6		
Naylor, Josh	72	Gettys, Michael	17	Van Gansen, Peter	6		
France, Ty	66	Tatis Jr., Fernando	16	Naylor, Josh	5		
Allen, Austin	59	Batten, Matthew	11	Tatis Jr., Fernando	5		
Gettys, Michael	51	Boykin, Rod	8	France, Ty	4		
Overstreet, Kyle	45	Naylor, Josh	5	Kohlwey, Taylor	4		
Van Gansen, Peter	42	Stevens, River	5	Allen, Austin	3		
Boykin, Rod	33	Bousfield, Auston	4	Reed, Buddy	3		
Kohlwey, Taylor	25	Kohlwey, Taylor	4	Stevens, River	3		
Batten, Matthew	22	France, Ty	3	4 others tied with 2			

## 2018 SAN ANTONIO REGULAR SEASON LEADERS (PITCHING)

<u>W</u>		<u>SO</u>		<u>GS</u>		<u>G</u>	
Allen, Logan	10	Allen, Logan	125	Quantrill, Cal	22	Jester, Jason	40
Scholtens, Jesse	7	Quantrill, Cal	101	Allen, Logan	19	Yardley, Eric	34
Keel, Jerry	6	Scholtens, Jesse	98	Scholtens, Jesse	18	Reyes, Gerardo	31
Quantrill, Cal	6	Keel, Jerry	73	Keel, Jerry	16	Wick, Rowan	29
Diaz, Miguel	5	Diaz, Miguel	66	Bachar, Lake	14	Wieck, Brad	27
Bachar, Lake	3	Bachar, Lake	62	Diaz, Miguel	9	Quantrill, Cal	22
Johnson, Erik	3	Jester, Jason	56	Nix, Jacob	9	Allen, Logan	20
Paddack, Chris	3	Reyes, Gerardo	49	Paddack, Chris	7	Bachar, Lake	20
Weir, T.J.	3	Wick, Rowan	42	Rea, Colin	6	Munoz, Andres	20
7 others tied with 2		Nix, Jacob	41	2 others tied with 4		3 others tied with 19	
<u>SV</u>		<u>IP</u>		<u>AVG</u>		<u>WHIP</u>	
Wieck, Brad	10	Allen, Logan	121.0	Allen, Logan	.205	Allen, Logan	1.05
Munoz, Andres	7	Quantrill, Cal	117.0	Quantrill, Cal	.288	Quantrill, Cal	1.48
Castillo, José	5	Scholtens, Jesse	108.0				
Wick, Rowan	5	Keel, Jerry	91.0	<u>ERA</u>		<u>CG</u>	
Diaz, Miguel	2	Bachar, Lake	87.0	Allen, Logan	2.75	Paddack, Chris	1
Huffman, Chris	2	Diaz, Miguel	65.0	Quantrill, Cal	5.15		
4 others tied with 1		Jester, Jason	60.1	<u>SHO</u>			
		Nix, Jacob	52.2	N/A			
		Yardley, Eric	39.1				
		Reyes, Gerardo	39.0				

2018 IN REVIEW



## 2018 SAN ANTONIO POST SEASON LEADERS (BATTING)

AVG	OBP	SLG	R
Naylor, Josh .303	Overstreet, Kyle .382	Potts, Hudson .406	Reed, Buddy 5
Overstreet, Kyle .276	Naylor, Josh .361	Miller, Owen .400	Batten, Matthew 4
Miller, Owen .257	Miller, Owen .297	Naylor, Josh .384	Potts, Hudson 4
Potts, Hudson .250	Reed, Buddy .290	Overstreet, Kyle .276	Van Gansen, Peter 4
Allen, Austin .143	Potts, Hudson .250	Allen, Austin .280	Allen, Austin 3
Reed, Buddy .125	Allen, Austin .226	Reed, Buddy .208	Miller, Owen 3
			Naylor, Josh 3
			Overstreet, Kyle 2
			2 others tied with 1

RBI	OPS	BB	2B
Naylor, Josh 6	Naylor, Josh .725	Reed, Buddy 6	Van Gansen, Peter 3
Rivas, Webster 6	Miller, Owen .697	Overstreet, Kyle 5	Miller, Owen 2
Allen, Austin 3	Overstreet, Kyle .658	Van Gansen, Peter 4	Naylor, Josh 2
Gettys, Michael 2	Potts, Hudson .656	Allen, Austin 3	Potts, Hudson 2
Miller, Owen 2	Reed, Buddy .499	Naylor, Josh 3	2 others tied with 1
Potts, Hudson 2	Allen, Austin .476	Miller, Owen 2	
Reed, Buddy 2		3 others tied with 1	
Van Gansen, Peter 2			
2 others tied with 1			

H	3B	TB	CS
Naylor, Josh 10	Reed, Buddy 1	Miller, Owen 14	Potts, Hudson 2
Miller, Owen 9		Potts, Hudson 13	Reed, Buddy 1
Overstreet, Kyle 8		Van Gansen, Peter 13	
Potts, Hudson 8	<b>XBH</b>	Naylor, Josh 12	<b>SB</b>
Van Gansen, Peter 7	Van Gansen, Peter 4	Overstreet, Kyle 8	Reed, Buddy 3
Allen, Austin 4	Miller, Owen 3	Allen, Austin 7	Gettys, Michael 2
Rivas, Webster 4	Potts, Hudson 3	Reed, Buddy 5	Naylor, Josh 1
3 others tied with 3	Naylor, Josh 2	Rivas, Webster 5	
	4 others tied with 1	Gettys, Michael 4	<b>HR</b>
		Batten, Matthew 3	Allen, Austin 1

## 2018 SAN ANTONIO POST SEASON LEADERS (PITCHING)

ERA	GS	WPCT	AVG
Huffman, Chris 1.29	Baez, Michel 2	Huffman, Chris 1.000	Huffman, Chris .160
Margevicius, Nick 1.29	Ramirez, Emmanuel 2	Margevicius, Nick 1.000	Margevicius, Nick .160
Baez, Michel 5.06	Scholten, Jesse 2	3 others tied with .000	Baez, Michel .189
Ramirez, Emmanuel 6.97	2 others tied with 1		Ramirez, Emmanuel .318
Scholten, Jesse 9.35			Scholten, Jesse .359

SO	G	WHIP	IP
Baez, Michel 15	Bednar, David 4	Huffman, Chris 0.71	Baez, Michel 10.2
Ramirez, Emmanuel 11	Bolaños, Ronald 3	Margevicius, Nick 0.71	Ramirez, Emmanuel 10.1
Scholten, Jesse 11	Munoz, Andres 3	Baez, Michel 1.22	Scholten, Jesse 8.2
Bachar, Lake 8	Radke, Travis 3	Ramirez, Emmanuel 1.65	Huffman, Chris 7.0
Margevicius, Nick 8	Yardley, Eric 3	Scholten, Jesse 1.85	Margevicius, Nick 7.0
Bolaños, Ronald 6	6 others tied with 2		Bachar, Lake 6.0
Bednar, David 5			Bednar, David 4.0
3 others tied with 4			Munoz, Andres 3.2

W	SV	CG	SHO
Huffman, Chris 1	Radke, Travis 1	N/A	N/A
2 others tied with 3.1			

2018 IN REVIEW



# 2018 SAN ANTONIO & OPPONENT HIGHS/LOWS

## INDIVIDUAL BATTING

Most at-bats, game	7 (Tatis, 5/3 @FRI)
Most runs, game	4 (Van Gansen, 5/1 @FRI   Tatis, 5/22 vs. TUL)
Most hits, game	4 (Kohlwey/Stevens, 8/3 @MID)
Most consecutive hits	7 (Allen, 4/28-4/30—on base 9 straight PA)
Most doubles, game	3 (Allen, 2x: 4/29 vs. MID   6/21 vs. MID )
Most triples, game	2 (Boykin, 5/1 @FRI)
Most home runs, game	2 (Naylor, 3x   Tatis, 3x   France   Overstreet   Boykin   Allen)
Most total bases, game	10 (Allen, 6/9 @CC)
Most RBI, game	6 (Boykin, 5/1 @FRI   Overstreet, 5/5 vs. CC)
Most walks, game	3 (Stevens, 4/21; Allday, 5/1; France, 5/3; Tatis, 6/9; Boykin, 6/24; Schulz, 8/5)
Most strikeouts, game	4 (4x—last was Potts, 8/23 vs. FRI)
Most stolen bases, game	2 (Bousfield, 4/21   Tatis, 6/16   Batten, 7/7; Reed, 3x—last 8/9)
Most hit by pitch, game	3 (France, 4/19 @MID)
Longest batting streak	13 (Gettys, 5/23-6/6; Tatis, 6/21-7/13)

## INDIVIDUAL PITCHING

Longest winning streak	5 (Allen, 4/19-5/20)
Longest losing streak	4 (Bachar—5/17-6/16)
Most innings pitched, starter	8 (Scholtens, 8/8)
Most innings pitched, reliever	5 (Bachar, 7/3 @ARK   Diaz, 7/15 vs. MID)
Fewest innings pitched, starter	2.1 (Diaz, 5/3 @FRI)
Fewest hits, complete game (9 IP)	N/A
Fewest runs, complete game (9 IP)	N/A
Most runs, game	8 (Quantrill—2   Bachar   Baez)
Most hits, game	13 (Scholtens, 7/21 @FRI)
Most walks, game	5 (4x—last Bachar 8/19 @TUL)
Most strikeouts, game (starter)	12 (Allen, 5/20 @MID—career high)
Most strikeouts, game (relief)	7 (Bachar, 7/3 @ARK   Blueberg, 8/10 vs. TUL)
Most home runs, game	3 (Bachar, 6/11   Quantrill, 7/20   Baez, 8/17)
Most hit by pitch, game	2 (Bachar, 7/15 vs. MID)
Most wild pitches, game	2 (last—Ramirez, 8/31 @MID)
Most consec. scoreless innings	17 (Allen, 5/31-6/24)

## TEAM

Longest winning streak - home	7 (5/5-5/12)
Longest winning streak - road	4 (4/7-4/9   5/1-5/4   5/29-6/1)
Most consecutive losses - overall	6 (3x—5/13-5/18; 6/15-6/20; 7/29-8/3)
Most consecutive losses - home	6 (8/9-8/23)
Most consecutive losses - road	7 (7/21-8/3)
Longest game, time (nine inn.)	3:44 (May 3 @FRI)
Longest game, time (extra inn.)	4:16 (Aug 3 @MID—13 inn)
Longest game, innings	13 (Aug 3 @MID)
Shortest game, time (9 inn+)	2:03 (May 14)
Best homestand, percentage	.875 (7-1, May 5-13)
Worst homestand, percentage	.200 (1-4, August 7-11)
Best road trip, percentage	1.000 (4-0, May 1-4)
Worst road trip, percentage	.143 (1-6, 7/30-8/5 & 8/25-8/31)
Largest HOME crowd	8,337 (May 5 vs. CC)
Largest ROAD crowd	12,067 (July 20 @FRI)
Most runners left on base, game	15 (May 3 @FRI)

## Largest Winning Margin:

### Most Runs:

### Most Runs in Inning:

### Most Hits:

### Most Hits in Inning:

### Most Home Runs:

### Most Home Runs in an Inning:

### Most Doubles:

### Most Triples:

### Most Extra-Base Hits:

### Most Walks Drawn:

### Most Strikeouts (Batters):

### Most Stolen Bases:

### Most Double Plays Turned:

### Most Errors:

### Most Innings w/o Scoring:

## SAN ANTONIO

16 (May 1 @FRI, 20-4)
20 (May 1 @ FRI)
10 (May 1 @FRI, 8th inn)
18 (2x, last 5/29 @TUL)
7 (May 1 @FRI)
4 (April 21 @ MID; May 1 @FRI)
3(May 31 @TUL—6thinning   June 1 @SPR, 6thinn)
7 (April 29 vs. MID)
2 (5x, last was June 30 @NWA)
9 (May 1 @FRI)
10 (May 5 vs. CC)
15 (May 17 @CC   July 25 vs. CC   Aug 23 vs. FRI)
4 (July 28 vs. FRI)
4 (July 21 vs FRI)
3 (6x—last was 8/7 vs SPR)
14—June 20-21

## OPPONENT

12 (June 18, CC, 12-0)
13 (Aug 3, MID—13 inn)
7 (June 10, CC, 7th inn)
18 (Aug 3, MID—13 inn)   17 hits 2x in reg
7 (June 10, CC—7th inn)
4 (June 11, CC   Aug 17, TUL)
2 (June 2, SPR, 4th inn   June 11, CC, 7th inn)
6 (May 22, TUL   June 10, CC)
2 (3x—last FRI, 7/13, game 2 of DH)
8 (May 22—TUL)
7 (4x—last FRI, 7/21)
17 (TUL, 8/10)
7 (July 20, FRI)
4 (May 11, FRI)
4 (MID, 7/18)
22 (5/29-5/31 @TUL   6/21-6/24 vs. MID)

# 2018 SAN ANTONIO SITUATIONAL STATISTICS (HITTING)

	LEADING OFF INNING					RUNNERS ON BASE											
	AVG	AB	H	2B	3B	HR	AVG	AB	H	2B	3B	HR	RBI	BB	SO	OBP	SLG
Allday, Forrest	.362	47	17	4	0	0	.196	56	11	1	0	0	4	5	12	.262	.214
Allen, Austin	.331	127	42	11	0	4	.239	205	49	14	0	10	44	22	48	.323	.454
Batten, Matthew	.333	42	14	1	0	1	.259	85	22	3	1	1	17	12	24	.351	.353
Bousfield, Auston	.286	14	4	1	0	0	.286	14	4	1	1	0	3	3	4	.444	.500
Boykin, Rod	.190	58	11	2	0	1	.290	100	29	2	2	2	21	9	41	.385	.410
France, Ty	.239	71	17	7	0	1	.271	203	55	8	2	10	70	22	33	.365	.478
Gettys, Michael	.306	108	33	6	2	3	.226	195	44	10	0	7	45	14	67	.283	.385
Giron, Ruddy	.500	6	3	1	0	1	.091	11	1	0	0	0	1	1	2	.167	.091
Kohlwey, Taylor	.306	49	15	2	1	3	.253	95	24	2	2	1	17	12	27	.342	.347
Naylor, Josh	.400	70	28	8	0	1	.312	221	69	9	1	9	66	35	27	.410	.484
Overstreet, Kyle	.225	120	27	5	1	0	.292	202	59	10	0	4	41	19	30	.383	.401
Potts, Hudson	.222	18	4	0	0	1	.138	29	4	0	0	0	3	2	11	.194	.138
Reed, Buddy	.141	64	9	4	0	0	.254	63	16	2	0	0	14	3	17	.275	.286
Rivas, Webster	.316	38	12	0	0	2	.270	111	30	5	1	1	20	9	24	.322	.360
Rosario, Egu	.000	0	0	0	0	0	.286	7	2	0	0	0	2	0	3	.375	.286
Schulz, Nick	.179	28	5	2	0	2	.185	54	10	1	0	4	11	14	17	.362	.426
Stevens, River	.250	28	7	0	1	0	.297	74	22	2	0	3	28	8	14	.373	.446
Tansel, Deion	.000	2	0	0	0	0	.000	3	0	0	0	0	1	0	0	.000	.000
Tatis Jr., Fernando	.264	129	34	11	0	6	.286	140	40	6	3	3	30	16	36	.363	.436
Yan Ganssen, Peter	.274	84	23	5	1	1	.273	150	41	7	0	2	38	13	24	.323	.360
<b>Team Total</b>	<b>.275</b>	<b>1110</b>	<b>305</b>	<b>70</b>	<b>6</b>	<b>27</b>	<b>.261</b>	<b>2044</b>	<b>534</b>	<b>83</b>	<b>13</b>	<b>57</b>	<b>478</b>	<b>220</b>	<b>474</b>	<b>.338</b>	<b>.398</b>

	BASES LOADED					SCORING POS											
	AVG	AB	H	2B	3B	HR	AVG	AB	H	2B	3B	HR	RBI	BB	SO	OBP	SLG
Allday, Forrest	.250	4	1	0	0	0	.179	39	7	1	0	0	4	3	9	.238	.205
Allen, Austin	.000	14	0	0	0	0	.177	113	20	7	0	4	30	16	33	.289	.345
Batten, Matthew	.286	7	2	0	0	1	.218	55	12	2	1	1	16	8	15	.317	.345
Bousfield, Auston	.000	1	0	0	0	0	.222	9	2	1	1	0	3	2	3	.417	.596
Boykin, Rod	.333	6	2	0	1	0	.215	65	14	1	1	1	17	8	30	.311	.308
France, Ty	.600	10	6	1	1	2	.298	131	39	5	2	8	64	15	23	.398	.550
Gettys, Michael	.182	11	2	0	0	0	.231	117	27	6	0	2	34	11	39	.300	.333
Giron, Ruddy	.000	0	0	0	0	0	.200	5	1	0	0	0	1	1	2	.333	.200
Kohlwey, Taylor	.250	4	1	0	0	0	.213	61	13	2	1	1	16	8	16	.306	.328
Naylor, Josh	.400	10	4	1	0	0	.307	140	43	8	1	6	59	24	14	.411	.507
Overstreet, Kyle	.385	13	5	0	0	1	.286	119	34	4	0	2	37	16	19	.370	.370
Potts, Hudson	.000	2	0	0	0	0	.167	18	3	0	0	0	3	2	7	.250	.167
Reed, Buddy	.167	6	1	0	0	0	.227	44	10	2	0	0	14	0	14	.213	.273
Rivas, Webster	.000	5	0	0	0	0	.209	67	14	4	1	1	19	4	18	.250	.343
Rosario, Egu	.000	0	0	0	0	0	.400	5	2	0	0	0	2	0	1	.400	.400
Schulz, Nick	.000	2	0	0	0	0	.167	36	6	0	0	3	9	9	12	.333	.417
Stevens, River	.500	8	4	1	0	0	.306	49	15	1	0	3	28	4	9	.370	.510
Tansel, Deion	.000	1	0	0	0	0	.000	3	0	0	0	0	1	0	0	.000	.000
Tatis Jr., Fernando	.286	7	2	2	0	0	.233	73	17	5	2	2	27	12	21	.341	.438
Yan Ganssen, Peter	.428	7	3	0	0	0	.315	89	28	4	0	2	38	9	13	.363	.427
<b>Team Total</b>	<b>.273</b>	<b>121</b>	<b>33</b>	<b>5</b>	<b>2</b>	<b>4</b>	<b>.245</b>	<b>1260</b>	<b>309</b>	<b>53</b>	<b>10</b>	<b>36</b>	<b>424</b>	<b>153</b>	<b>308</b>	<b>.332</b>	<b>.389</b>



2018 IN REVIEW





# 2018 SAN ANTONIO SITUATIONAL STATISTICS (PITCHING)

## VS HITTER LEADING OFF INNING

## RUNNERS ON BASE

PLAYER	AVG	B	H	HR	R	ER	HB	BB	SO	AVG	B	H	HR	R	ER	HB	BB	SO
Allen, Logan	.180	111	20	2	2	2	1	13	33	.224	156	35	2	36	32	2	14	44
Ashbeck, Elliot	.364	11	4	0	0	0	0	1	3	.379	29	11	1	10	10	0	1	8
Bachar, Lake	.349	83	29	6	6	6	2	5	17	.274	157	43	7	48	46	2	18	25
Baez, Michel	.375	16	6	0	0	0	0	3	5	.333	36	12	3	19	14	1	6	9
Blueberg, Colby	.586	18	10	1	1	1	1	1	2	.185	65	12	1	11	9	2	7	23
Carkuff, Jared	.000	3	0	0	0	0	0	0	1	.000	2	0	0	0	0	0	0	1
Castillo, Jose	.182	11	2	0	0	0	0	2	7	.267	30	8	0	7	5	0	5	13
Diaz, Miguel	.185	65	12	0	0	0	0	4	21	.163	92	15	2	19	15	0	12	29
Frank, Trevor	.263	19	5	2	2	2	0	0	2	.235	34	8	0	4	3	0	1	8
Huffman, Chris	.222	27	6	2	2	2	0	2	5	.229	35	8	0	7	6	0	4	4
Jester, Jason	.278	54	15	1	2	1	0	3	11	.311	119	37	1	33	28	0	7	25
Johnson, Erik	.138	29	4	1	1	1	0	3	5	.239	46	11	2	10	8	0	4	12
Keel, Jerry	.294	85	25	1	1	1	0	9	14	.311	151	47	6	43	43	1	5	34
Maton, Phil	.000	3	0	0	0	0	0	1	2	.182	11	2	0	0	0	0	0	3
Megill, Trevor	.387	14	5	1	1	1	0	0	3	.171	35	6	0	4	4	0	3	5
Munoz, Andres	.143	14	2	0	0	0	0	3	5	.219	32	7	0	2	2	0	4	6
Nix, Jacob	.240	50	12	0	0	0	0	5	11	.220	59	13	1	11	10	1	3	12
Overton, Dillon	.000	11	0	0	0	0	0	0	2	.167	18	3	1	3	3	0	0	9
Paddack, Chris	.222	36	8	1	1	1	0	2	10	.150	40	6	0	7	7	0	1	11
Quantrill, Cal	.229	109	25	2	2	2	1	9	26	.319	204	65	7	73	62	4	15	39
Radke, Travis	.333	9	3	0	0	0	1	1	2	.383	17	6	0	4	4	0	1	2
Ramirez Emmanuel	.273	22	6	0	0	0	0	2	6	.257	35	9	0	5	5	0	2	11
Rea, Colin	.280	25	7	3	3	3	0	2	3	.320	50	16	0	20	16	1	8	7
Reyes, Gerardo	.147	34	5	1	2	1	2	3	16	.258	66	17	0	19	12	2	9	19
Scholten, Jesse	.273	99	27	2	2	2	2	11	21	.247	170	42	2	40	33	2	9	43
Sexton, Danny	.000	2	0	0	0	0	0	0	1	.800	5	4	0	6	6	0	1	0
Simmons, Seth	.387	14	5	0	0	0	0	1	4	.217	23	5	1	5	5	0	3	4
Stock, Robert	.167	6	1	0	0	0	0	2	2	.150	20	3	0	3	1	0	0	11
Strahm, Matt	.231	13	3	1	1	1	0	2	6	.250	24	6	0	4	3	0	0	10
Weir, T.J.	.261	23	6	0	1	0	0	2	5	.200	45	9	1	8	5	0	1	12
Wick, Rowan	.154	26	4	0	1	0	0	5	10	.231	52	12	0	14	11	0	11	16
Wieck, Brad	.200	25	5	0	0	0	0	2	8	.152	46	7	1	10	6	0	6	12
Yardley, Eric	.303	33	10	0	2	0	0	3	10	.284	74	21	1	18	14	0	8	7
<b>Team Total</b>	<b>.247</b>	<b>1100</b>	<b>272</b>	<b>27</b>	<b>33</b>	<b>27</b>	<b>10</b>	<b>102</b>	<b>279</b>	<b>.256</b>	<b>1978</b>	<b>506</b>	<b>40</b>	<b>503</b>	<b>428</b>	<b>18</b>	<b>169</b>	<b>474</b>

## BASES LOADED

## SCORING POS

PLAYER	AVG	B	H	HR	R	ER	HB	BB	SO	AVG	B	H	HR	R	ER	HB	BB	SO
Allen, Logan	.167	6	1	0	5	5	0	1	2	.177	79	14	0	30	27	2	10	23
Ashbeck, Elliot	.000	0	0	0	0	0	0	0	0	.380	20	7	1	9	9	0	1	8
Bachar, Lake	1.000	2	2	0	9	9	0	1	1	.273	99	27	5	43	41	1	9	16
Baez, Michel	1.000	1	1	0	5	3	0	0	0	.375	24	9	2	17	12	0	4	7
Blueberg, Colby	.000	2	0	0	1	1	0	0	0	.125	48	6	1	11	9	2	5	20
Castillo, Jose	.500	4	2	0	2	2	0	1	1	.333	24	8	0	7	5	0	3	8
Diaz, Miguel	.333	3	1	0	2	1	0	0	1	.179	56	10	2	18	14	0	10	18
Frank, Trevor	.000	0	0	0	0	0	0	0	0	.182	22	4	0	3	2	0	1	7
Huffman, Chris	1.000	2	2	0	4	3	0	0	0	.238	21	5	0	7	6	0	2	2
Jester, Jason	.222	9	2	0	5	4	0	0	2	.310	71	22	1	31	26	0	5	11
Johnson, Erik	.000	1	0	0	1	1	0	0	0	.217	23	5	0	5	3	0	2	5
Keel, Jerry	.000	1	0	0	0	0	0	0	1	.314	86	27	3	33	33	0	3	24
Maton, Phil	.000	0	0	0	0	0	0	0	0	.286	7	2	0	0	0	0	0	2
Megill, Trevor	.500	2	1	0	1	1	0	0	1	.200	20	4	0	4	4	0	2	5
Munoz, Andres	.000	2	0	0	0	0	0	0	0	.222	18	4	0	2	2	0	2	3
Nix, Jacob	.000	0	0	0	0	0	0	0	0	.200	35	7	0	9	8	0	0	9
Overton, Dillon	.000	0	0	0	0	0	0	0	0	.091	11	1	0	1	1	0	0	6
Paddack, Chris	.000	0	0	0	0	0	0	0	0	.250	20	5	0	6	6	0	1	5
Quantrill, Cal	.667	3	2	0	8	5	0	0	0	.323	130	42	7	69	58	2	10	27
Radke, Travis	.000	1	0	0	0	0	0	0	1	.500	8	4	0	4	4	0	1	1
Ramirez Emmanuel	.250	4	1	0	1	1	0	0	1	.238	21	5	0	5	5	0	1	6
Rea, Colin	1.000	2	2	0	4	3	0	0	0	.324	37	12	0	19	15	0	6	10
Reyes, Gerardo	.286	7	2	0	8	5	1	2	2	.306	36	11	0	16	9	2	8	7
Scholten, Jesse	.250	4	1	0	7	3	0	1	0	.271	96	26	2	37	30	1	9	24
Sexton, Danny	1.000	1	1	0	2	2	0	0	0	1.000	3	0	0	6	6	0	1	0
Simmons, Seth	.000	0	0	0	0	0	0	0	0	.455	11	5	1	5	5	0	3	2
Stock, Robert	.000	0	0	0	0	0	0	0	0	.300	10	3	0	3	1	0	0	6
Strahm, Matt	.000	0	0	0	0	0	0	0	0	.077	13	1	0	3	3	0	0	7
Weir, T.J.	.000	2	0	0	0	0	0	0	0	.167	30	5	1	8	5	0	1	8
Wick, Rowan	.200	5	1	0	6	6	0	1	1	.267	30	8	0	14	11	0	7	6
Wieck, Brad	.000	1	0	0	2	0	0	0	0	.125	24	3	0	8	4	0	2	7
Yardley, Eric	1.000	1	1	0	1	1	0	0	0	.327	49	16	1	17	13	0	4	4
<b>Team Total</b>	<b>.348</b>	<b>66</b>	<b>23</b>	<b>0</b>	<b>74</b>	<b>56</b>	<b>1</b>	<b>7</b>	<b>13</b>	<b>.263</b>	<b>1182</b>	<b>311</b>	<b>27</b>	<b>450</b>	<b>377</b>	<b>10</b>	<b>113</b>	<b>294</b>

2018 IN REVIEW

# 2018 SAN ANTONIO HOME STATISTICS

PLAYER	AVG	G	AB	R	H	2B	3B	HR	RBI	BB	SO	SB	CS	SLG	OBP	E
Allday, Forrest	.232	22	69	7	16	1	0	0	1	10	16	0	0	.246	.329	0
Allen, Austin	.290	59	214	26	62	18	0	7	23	23	52	0	2	.472	.358	1
Batten, Matthew	.275	30	80	12	22	4	0	0	8	17	20	5	1	.325	.408	4
Bousfield, Auston	.286	6	21	4	6	2	1	0	3	1	2	1	0	.476	.318	0
Boykin, Rod	.183	33	104	13	19	1	1	1	6	13	43	4	2	.240	.286	1
France, Ty	.254	96	209	26	53	11	2	5	45	14	36	1	2	.397	.331	8
Gettys, Michael	.216	63	208	22	45	10	1	5	22	16	72	9	4	.346	.284	2
Giron, Ruddy	.143	4	14	3	2	0	0	1	2	1	5	0	0	.357	.200	0
Kohlwey, Taylor	.268	32	82	10	22	4	2	1	7	9	20	1	0	.402	.374	0
Naylor, Josh	.335	59	218	36	73	12	1	4	31	37	27	4	1	.454	.434	8
Overstreet, Kyle	.297	62	236	13	70	12	0	4	25	13	36	1	0	.398	.332	1
Potts, Hudson	.057	10	35	1	2	0	0	0	1	4	19	1	0	.057	.184	2
Reed, Buddy	.185	20	81	12	15	5	0	0	4	5	27	9	0	.247	.233	1
Rivas, Webster	.302	34	126	16	38	3	0	3	13	10	23	1	1	.397	.358	0
Rosario, Egu	.333	1	3	2	1	0	0	0	1	2	2	1	0	.333	.600	0
Schulz, Nick	.185	24	71	5	11	2	0	2	6	8	21	1	1	.268	.259	0
Stevens, River	.208	25	77	10	16	2	0	3	12	6	11	1	1	.351	.274	2
Tansel, Deion	.000	1	4	0	0	0	0	0	1	0	0	0	0	.000	.000	0
Tatis Jr., Fernando	.294	43	170	38	50	12	1	6	18	17	53	7	1	.482	.366	5
Van Gansen, Peter	.296	49	162	20	48	9	1	0	21	14	27	0	3	.364	.348	6
<b>Team Total</b>	<b>.260</b>	<b>68</b>	<b>2207</b>	<b>276</b>	<b>573</b>	<b>108</b>	<b>10</b>	<b>42</b>	<b>252</b>	<b>220</b>	<b>524</b>	<b>47</b>	<b>19</b>	<b>.375</b>	<b>.334</b>	<b>47</b>

PITCHERS	W-L	ERA	G	GS	CG	SHO	SV	IP	H	R	ER	HR	HB	BB	SO	WP	OBA
Allen, Logan	4-4	2.93	10	9	0	0	0	61.1	45	22	20	5	1	15	61	0	.206
Ashbeck, Elliot	1-1	6.43	5	0	0	0	0	7.0	9	5	5	0	0	3	6	1	.310
Bachar, Lake	1-2	4.59	8	6	0	0	0	33.1	30	19	17	4	4	17	20	3	.240
Baez, Michel	0-1	5.91	2	2	0	0	0	10.2	11	8	7	1	1	5	14	1	.262
Blueberg, Colby	1-1	0.77	7	0	0	0	0	11.2	5	2	1	0	1	5	16	1	.132
Carkuff, Jared	0-0	9.00	1	0	0	0	0	1.0	2	1	1	1	0	0	2	0	.400
Castillo, Jose	2-1	1.93	7	0	0	0	3	9.1	9	4	2	0	0	3	14	0	.250
Diaz, Miguel	2-1	0.88	9	4	0	0	1	30.2	13	3	3	1	2	15	31	1	.130
Frank, Trevor	1-0	1.74	5	0	0	0	0	10.1	9	3	2	1	0	2	8	1	.220
Huffman, Chris	0-0	3.24	5	1	0	0	1	8.1	8	3	3	2	0	3	3	0	.250
Jester, Jason	1-2	4.72	21	0	0	0	0	34.1	46	21	18	1	0	7	29	1	.317
Johnson, Erik	2-1	1.89	9	0	0	0	0	17.0	11	4	3	1	0	6	17	0	.180
Keel, Jerry	2-2	6.12	9	9	0	0	0	50.0	53	34	34	7	0	18	40	2	.275
Maton, Phil	0-0	0.00	2	0	0	0	0	2.2	2	0	0	0	0	0	4	0	.222
Megill, Trevor	1-0	4.82	7	0	0	0	0	9.1	9	5	5	1	0	3	3	0	.273
Munoz, Andres	1-0	0.00	11	0	0	0	4	11.1	4	0	0	0	0	7	12	0	.111
Nix, Jacob	2-2	1.67	5	5	0	0	0	32.1	22	6	6	1	3	4	33	1	.198
Overton, Dillon	0-0	3.86	4	0	0	0	0	7.0	5	3	3	1	0	1	9	0	.192
Paddack, Chris	2-1	2.08	4	4	0	0	0	21.2	15	5	5	1	1	2	23	2	.197
Quantrill, Cal	1-1	4.91	9	9	0	0	0	47.2	57	29	26	3	2	14	38	3	.305
Radke, Travis	0-0	5.40	1	0	0	0	0	3.1	5	2	2	0	1	2	2	1	.417
Ramirez, Emmanuel	1-1	1.80	2	2	0	0	0	10.0	9	2	2	1	0	3	12	1	.250
Rea, Colin	0-2	7.88	4	4	0	0	0	16.0	24	18	14	1	0	8	13	2	.338
Reyes, Gerardo	1-0	2.41	16	0	0	0	0	18.2	15	10	5	0	1	10	30	0	.208
Scholten, Jesse	4-2	1.92	10	10	0	0	0	61.0	45	18	13	2	3	11	58	4	.201
Simmons, Seth	1-1	2.57	2	1	0	0	0	7.0	6	2	2	0	0	2	7	0	.231
Stock, Robert	1-0	2.25	4	0	0	0	1	4.0	2	1	1	1	0	1	6	0	.143
Strahm, Matt	1-0	2.61	6	1	0	0	0	10.1	11	4	3	0	1	3	14	1	.282
Weir, T.J.	1-0	2.77	9	1	0	0	0	13.0	8	5	4	1	0	3	17	2	.170
Wick, Rowan	2-2	0.95	16	0	0	0	2	19.0	8	4	2	0	0	13	24	0	.127
Wieck, Brad	1-1	2.25	16	0	0	0	5	16.0	10	6	4	1	0	6	24	1	.169
Yardley, Eric	1-1	1.74	18	0	0	0	0	20.2	15	5	4	1	0	5	17	1	.214
<b>Team Total</b>	<b>38-30</b>	<b>3.17</b>	<b>68</b>	<b>68</b>	<b>0</b>	<b>9</b>	<b>17</b>	<b>616.0</b>	<b>523</b>	<b>254</b>	<b>217</b>	<b>39</b>	<b>21</b>	<b>197</b>	<b>607</b>	<b>30</b>	<b>.230</b>

2018 IN REVIEW



# 2018 SAN ANTONIO ROAD STATISTICS

PLAYER	AVG	G	AB	R	H	2B	3B	HR	RBI	BB	SO	SB	CS	SLG	OBP	F
Allday, Forrest	.263	19	76	11	20	4	0	0	3	8	15	0	2	.316	.333	1
Allen, Austin	.291	60	237	33	69	13	0	15	33	14	45	0	1	.536	.345	7
Batten, Matthew	.248	33	101	10	25	2	1	2	10	12	35	6	1	.347	.333	5
Bousfield, Auston	.211	6	19	3	4	1	0	0	0	4	6	3	1	.263	.400	0
Boykin, Rod	.242	34	120	20	29	4	2	3	17	8	63	4	0	.383	.289	1
France, Ty	.272	56	206	40	56	11	0	12	32	19	34	2	2	.500	.368	4
Gettys, Michael	.242	62	223	29	54	12	2	10	31	15	88	8	2	.448	.296	1
Giron, Ruddy	.333	5	12	1	4	2	0	0	0	0	4	0	0	.500	.333	0
Kohlwey, Taylor	.262	40	122	15	32	4	2	5	15	16	38	3	4	.451	.348	1
Naylor, Josh	.269	69	283	36	76	10	0	13	43	27	42	1	4	.442	.342	6
Overstreet, Kyle	.248	62	234	32	58	11	1	5	21	19	39	1	0	.368	.311	6
Potts, Hudson	.233	12	43	4	10	0	0	2	4	6	14	0	0	.372	.340	2
Reed, Buddy	.173	23	98	9	17	2	0	1	11	7	36	9	3	.224	.222	1
Rivas, Webster	.242	23	91	3	22	4	1	1	10	3	24	0	0	.341	.263	4
Rosario, Eguay	.125	2	8	0	1	0	0	0	1	0	3	0	0	.125	.222	0
Schulz, Nick	.196	20	56	9	11	1	0	4	7	14	24	1	1	.429	.366	1
Stevens, River	.321	24	78	10	25	0	1	1	17	11	11	4	2	.385	.411	1
Tansel, Deion	.000	1	3	0	0	0	0	0	0	0	1	0	0	.000	.250	0
Tatis Jr., Fernando	.279	45	183	39	51	10	3	10	25	16	56	9	4	.530	.345	8
Van Ganssen, Peter	.213	54	174	22	37	7	0	4	19	24	23	0	3	.322	.305	1
<b>Team Total</b>	<b>.252</b>	<b>70</b>	<b>2393</b>	<b>328</b>	<b>603</b>	<b>98</b>	<b>13</b>	<b>88</b>	<b>299</b>	<b>225</b>	<b>614</b>	<b>51</b>	<b>30</b>	<b>.414</b>	<b>.325</b>	<b>58</b>

PITCHERS	W-L	ERA	G	GS	CG	SHO	SV	IP	H	R	ER	HR	HB	BB	SO	WP	OBA
Allen, Logan	6-2	2.56	10	10	0	0	0	59.2	44	19	17	2	4	23	64	4	.204
Ashbeck, Elliot	0-1	9.00	2	1	0	0	0	5.0	9	5	5	1	0	1	7	0	.391
Bachar, Lake	2-5	6.20	12	8	0	0	1	53.2	69	37	37	11	1	21	42	6	.322
Baez, Michel	0-2	9.39	2	2	0	0	0	7.2	11	12	8	3	1	7	7	1	.355
Blueberg, Colby	0-0	6.59	9	0	0	0	0	13.2	24	11	10	3	2	4	15	4	.381
Carkuff, Jared	0-0	0.00	1	0	0	0	0	2.0	0	0	0	0	0	0	1	0	.000
Castillo, Jose	0-0	4.76	5	0	0	0	2	5.2	5	3	3	0	0	5	12	2	.238
Diaz, Miguel	3-1	3.67	10	5	0	0	1	34.1	32	18	14	3	0	15	35	3	.244
Frank, Trevor	0-0	2.45	7	0	0	0	1	11.0	9	3	3	1	0	2	7	1	.225
Huffman, Chris	1-1	2.70	6	2	0	0	1	20.0	12	7	6	1	1	9	18	0	.179
Jester, Jason	1-2	3.81	19	0	0	0	0	26.0	23	13	11	1	0	6	27	0	.245
Johnson, Erik	1-2	4.30	10	0	0	0	0	14.2	16	8	7	3	0	3	16	1	.262
Keel, Jerry	4-1	2.63	7	7	0	0	0	41.0	46	12	12	2	1	4	33	0	.291
Maton, Phil	0-0	3.00	3	0	0	0	0	3.0	3	1	1	1	0	1	3	0	.231
Megill, Trevor	0-0	1.17	4	0	0	0	0	7.2	7	1	1	1	0	4	6	0	.233
Munoz, Andres	1-1	2.35	9	0	0	0	3	7.2	7	2	2	0	0	4	7	0	.259
Nix, Jacob	0-1	2.66	4	4	0	0	0	20.1	17	7	6	2	0	5	8	1	.230
Overton, Dillon	1-0	1.59	3	0	0	0	0	5.2	4	1	1	1	0	1	6	1	.190
Paddack, Chris	1-1	1.69	3	3	1	0	0	16.0	8	3	3	0	1	2	14	0	.148
Quantrill, Cal	5-4	5.32	13	13	0	0	0	69.1	78	49	41	9	3	24	63	2	.277
Radke, Travis	0-0	2.25	2	1	0	0	0	8.0	7	2	2	0	0	0	6	1	.250
Ramirez, Emmanuel	1-1	3.21	2	2	0	0	0	14.0	12	5	5	1	0	3	15	2	.235
Rea, Colin	0-1	5.63	2	2	0	0	0	8.0	8	5	5	2	1	5	8	0	.250
Reyes, Gerardo	0-2	3.54	15	0	0	0	1	20.1	17	10	8	1	4	7	19	1	.236
Scholtens, Jesse	3-2	4.40	9	8	0	0	0	47.0	50	25	23	3	2	13	40	3	.279
Sexton, Danny	0-0	40.50	1	0	0	0	0	1.1	5	6	6	0	0	2	2	1	.556
Simmons, Seth	0-0	3.38	3	1	0	0	0	8.0	6	3	3	1	0	2	6	0	.207
Stock, Robert	0-0	1.80	4	0	0	0	0	5.0	5	3	1	0	0	2	9	3	.238
Strahm, Matt	0-0	2.25	3	1	0	0	0	4.0	3	1	1	1	1	1	8	0	.200
Weir, T.J.	2-1	0.68	8	0	0	0	0	13.1	10	3	1	0	0	1	10	0	.213
Wick, Rowan	0-2	6.57	13	0	0	0	3	12.1	14	10	9	0	0	8	18	1	.292
Wieck, Brad	0-1	1.50	11	0	0	0	5	12.0	10	4	2	0	0	2	12	2	.217
Yardley, Eric	1-3	5.30	16	0	0	0	0	18.2	25	14	11	1	1	7	10	0	.333
<b>Team Total</b>	<b>33-37</b>	<b>4.00</b>	<b>70</b>	<b>70</b>	<b>1</b>	<b>5</b>	<b>18</b>	<b>596.0</b>	<b>596</b>	<b>303</b>	<b>265</b>	<b>55</b>	<b>23</b>	<b>194</b>	<b>554</b>	<b>40</b>	<b>.262</b>

2018 IN REVIEW

## 2018 SAN ANTONIO VS RIGHT STATISTICS

PLAYER	AVG	AB	R	H	2B	3B	HR	RBI	BB	SO	SB	CS	SLG	OBP
Allday, Forrest	.221	104	9	23	3	0	0	3	13	21	0	0	.250	.308
Allen, Austin	.305	328	43	100	24	0	17	44	34	57	0	3	.534	.375
Batten, Matthew	.254	130	16	33	3	1	1	9	23	41	7	1	.315	.370
Bousfield, Auston	.143	21	2	3	0	0	0	1	2	4	3	1	.143	.280
Boykin, Rod	.205	151	21	31	5	3	4	17	9	69	4	2	.358	.259
France, Ty	.265	291	48	77	14	2	11	55	21	47	3	4	.440	.385
Gettys, Michael	.239	306	41	73	19	3	12	36	21	110	10	2	.438	.299
Giron, Ruddy	.286	21	4	6	2	0	1	1	0	8	0	0	.286	.286
Kohlwey, Taylor	.294	177	19	52	7	4	6	22	18	45	3	4	.480	.362
Naylor, Josh	.294	364	51	107	15	1	12	52	46	42	2	3	.440	.375
Overstreet, Kyle	.250	336	28	84	15	1	6	30	26	54	1	0	.354	.309
Potts, Hudson	.185	65	5	12	0	0	2	4	8	26	1	0	.277	.284
Reed, Buddy	.177	141	16	25	5	0	1	11	9	47	17	2	.234	.224
Rivas, Webster	.275	160	14	44	6	1	3	16	5	33	0	1	.381	.301
Rosario, Eguay	.200	10	2	2	0	0	0	2	2	5	1	0	.200	.385
Schulz, Nick	.165	91	9	15	2	0	3	7	11	32	0	1	.286	.276
Stevens, River	.274	106	14	29	2	1	3	22	9	10	1	1	.396	.330
Tansel, Deion	.000	4	0	0	0	0	0	1	0	1	0	0	.000	.200
Tatis Jr., Fernando	.299	251	54	75	18	4	11	28	23	74	13	3	.534	.368
Van Ganssen, Peter	.258	267	34	69	11	1	4	30	26	36	0	4	.352	.320
<b>Team Total</b>	<b>.257</b>	<b>3368</b>	<b>432</b>	<b>864</b>	<b>151</b>	<b>22</b>	<b>97</b>	<b>393</b>	<b>308</b>	<b>786</b>	<b>66</b>	<b>32</b>	<b>.401</b>	<b>.327</b>

PITCHER	ERA	IP	H	R	ER	HR	HB	BB	SO	WP	OBA
Allen, Logan	2.48	87	64	26	24	5	2	33	89	2	.204
Ashbeck, Elliot	8.10	6.2	8	6	6	1	0	3	8	1	.296
Bachar, Lake	5.60	54.2	64	36	34	12	3	19	41	4	.234
Baez, Michel	6.08	13.1	14	13	9	2	2	4	16	2	.280
Blueberg, Colby	2.25	16	9	4	4	1	3	5	23	4	.164
Carkuff, Jared	3.86	2.1	2	1	1	1	0	0	2	0	.222
Castillo, Jose	3.97	11.1	12	7	5	0	0	4	20	1	.273
Diaz, Miguel	1.80	40	27	10	8	1	1	19	43	1	.189
Frank, Trevor	3.07	14.2	13	5	5	2	0	2	10	1	.232
Huffman, Chris	3.38	16	9	7	6	2	1	5	12	0	.170
Jester, Jason	5.80	35.2	42	26	23	1	0	9	34	1	.290
Johnson, Erik	3.32	19	15	9	7	3	0	8	23	0	.205
Keel, Jerry	5.43	63	78	38	38	7	0	19	46	2	.308
Maton, Phil	2.08	4.1	3	1	1	1	0	1	6	0	.188
Megill, Trevor	4.00	9	9	4	4	1	0	3	4	0	.273
Munoz, Andres	1.86	9.2	8	2	2	0	0	7	10	0	.242
Nix, Jacob	2.36	34.1	25	9	9	2	1	4	24	2	.207
Overton, Dillon	2.70	10	6	3	3	2	0	2	13	0	.167
Paddock, Chris	2.14	21	18	5	5	1	1	2	24	2	.234
Quantrill, Cal	4.76	73.2	80	46	39	8	5	15	69	4	.274
Radke, Travis	1.29	7	6	1	1	0	1	1	3	1	.261
Ramirez, Emmanuel	1.42	12.2	8	2	2	2	0	4	14	2	.186
Rea, Colin	7.53	14.1	21	16	12	3	1	8	12	0	.323
Reyes, Gerardo	2.82	22.1	21	11	7	1	3	9	32	0	.241
Scholtens, Jesse	2.07	65.1	57	21	15	3	4	9	61	3	.233
Sexton, Danny	0.00	1	2	0	0	0	0	2	1	1	.400
Simmons, Seth	3.60	10	6	4	4	1	0	2	10	0	.176
Stock, Robert	3.18	5.2	4	2	2	1	0	3	12	1	.190
Strahm, Matt	3.48	10.1	12	4	4	1	1	2	17	1	.293
Weir, T.J.	1.84	14.2	9	4	3	0	0	2	19	1	.180
Wick, Rowan	2.42	22.1	12	8	6	0	0	15	33	1	.188
Wieck, Brad	3.00	18	15	9	6	1	0	5	20	2	.214
Yardley, Eric	2.16	25	21	9	6	0	0	7	23	1	.236
<b>Team Total</b>	<b>3.33</b>	<b>770.1</b>	<b>700</b>	<b>349</b>	<b>301</b>	<b>66</b>	<b>29</b>	<b>233</b>	<b>774</b>	<b>41</b>	<b>.242</b>



## 2018 SAN ANTONIO VS LEFT STATISTICS

PLAYER	AVG	AB	R	H	2B	3B	HR	RBI	BB	SO	SB	CS	SLG	OBP
Allday, Forrestt	.317	41	9	13	2	0	0	1	5	10	0	2	.366	.391
Allen, Austin	.252	123	16	31	7	0	5	12	3	40	0	0	.431	.285
Batten, Matthew	.275	51	6	14	3	0	1	9	6	14	4	1	.392	.362
Bousfield, Auston	.368	19	5	7	3	1	0	2	3	4	1	0	.632	.455
Boykin, Rod	.233	73	12	17	0	0	0	6	12	37	4	0	.233	.341
France, Ty	.258	124	18	32	8	0	6	22	12	23	0	0	.468	.336
Gettys, Michael	.208	125	10	26	3	0	3	17	10	50	7	4	.304	.267
Giron, Ruddy	.000	5	0	0	0	0	0	1	1	1	0	0	.000	.167
Kohlwey, Taylor	.074	27	6	2	1	0	0	0	7	13	1	0	.111	.342
Naylor, Josh	.307	137	21	42	7	0	5	22	18	27	3	2	.467	.405
Overstreet, Kyle	.328	134	17	44	8	0	3	16	6	21	1	0	.455	.355
Potts, Hudson	.000	13	0	0	0	0	0	1	2	7	0	0	.000	.133
Reed, Buddy	.184	38	5	7	2	0	0	4	3	16	1	1	.237	.238
Rivas, Webster	.281	87	5	16	1	0	1	7	8	14	1	0	.351	.364
Rosario, Eguy	.000	1	0	0	0	0	0	0	0	0	0	0	.000	.000
Schulz, Nick	.194	36	5	7	1	0	3	6	11	13	2	1	.472	.383
Stevens, River	.245	49	6	12	0	0	1	7	8	12	4	2	.306	.373
Tansel, Deion	.000	3	0	0	0	0	0	0	0	0	0	0	.000	.000
Tatis Jr., Fernando	.255	102	23	26	4	0	5	15	10	35	3	2	.441	.325
Van Ganssen, Peter	.232	69	8	16	5	0	0	10	12	14	0	2	.304	.346
<b>Team Total</b>	<b>.253</b>	<b>1232</b>	<b>172</b>	<b>312</b>	<b>55</b>	<b>1</b>	<b>33</b>	<b>158</b>	<b>137</b>	<b>352</b>	<b>32</b>	<b>17</b>	<b>.380</b>	<b>.336</b>

PITCHER	ERA	IP	H	R	ER	HR	HB	BB	SO	WP	OBA
Allen, Logan	3.44	34	25	15	13	2	3	5	36	2	.208
Ashbeck, Elliot	6.75	5.1	10	4	4	0	0	1	5	0	.400
Bachar, Lake	5.57	32.1	35	20	20	3	2	19	21	5	.289
Baez, Michel	10.80	5	9	7	6	2	0	8	5	0	.348
Blueberg, Colby	6.75	9.1	20	9	7	2	0	4	8	1	.435
Carluff, Jared	0.00	0.2	0	0	0	0	0	0	1	0	.000
Castillo, Jose	0.00	3.2	2	0	0	0	0	4	6	1	.154
Diaz, Miguel	3.24	25	18	11	9	3	1	11	23	3	.205
Frank, Trevor	0.00	6.2	5	1	0	0	0	2	5	1	.200
Huffman, Chris	2.19	12.1	11	3	3	1	0	7	9	0	.239
Jester, Jason	2.19	24.2	27	8	6	1	0	4	22	0	.287
Johnson, Erik	2.13	12.2	12	3	3	1	0	1	10	1	.245
Keel, Jerry	2.57	28	21	8	8	2	1	3	27	0	.214
Maton, Phil	0.00	1.1	2	0	0	0	0	0	1	0	.333
Megill, Trevor	2.25	8	7	2	2	1	0	4	5	0	.233
Munoz, Andres	0.00	9.1	3	0	0	0	0	4	9	0	.100
Nix, Jacob	1.47	18.1	14	4	3	1	2	5	17	0	.219
Overton, Dillon	3.38	2.2	3	1	1	0	0	0	2	1	.273
Paddack, Chris	1.62	16.2	5	3	3	0	1	2	13	0	.094
Quantrill, Cal	5.82	43.1	55	32	28	4	0	23	32	1	.311
Radke, Travis	6.23	4.1	6	3	3	0	0	1	5	1	.353
Ramirez, Emmanuel	3.97	11.1	13	5	5	0	0	2	13	1	.295
Rea, Colin	6.52	9.2	11	7	7	0	0	5	9	2	.289
Reyes, Gerardo	3.24	16.2	11	9	6	0	2	8	17	1	.193
Scholtens, Jesse	4.43	42.2	38	22	21	2	1	15	37	4	.241
Sexton, Danny	162.00	0.1	3	6	6	0	0	0	1	0	.750
Simmons, Seth	1.80	5	6	1	1	0	0	2	3	0	.286
Stock, Robert	0.00	3.1	3	2	0	0	0	0	3	2	.214
Strahm, Matt	0.00	4	2	1	0	0	1	2	5	0	.154
Weir, T.J.	1.54	11.2	9	4	2	1	0	2	8	1	.205
Wick, Rowan	5.00	9	10	6	5	0	0	6	9	0	.286
Wieck, Brad	0.00	10	5	1	0	0	0	3	16	1	.143
Yardley, Eric	5.65	14.1	19	10	9	2	1	5	4	0	.339
<b>Team Total</b>	<b>7.90</b>	<b>441.2</b>	<b>419</b>	<b>208</b>	<b>181</b>	<b>28</b>	<b>15</b>	<b>158</b>	<b>387</b>	<b>29</b>	<b>.253</b>

2018 IN REVIEW

## 2018 SAN ANTONIO APRIL STATISTICS

PLAYER	AVG	G	AB	R	H	2B	3B	HR	RBI	BB	IBB	SO	SB	CS	OBP	SLG	OPS	HBP	GIDP	E
Allday, Forrest	.253	19	75	8	19	3	0	0	8	0	18	0	1	1	.325	.293	.619	0	2	1
Allen, Austin	.364	23	88	18	32	12	0	8	15	8	0	14	0	1	.423	.773	1.195	1	2	1
Bousfield, Auston	.259	8	27	4	7	1	0	0	0	2	0	6	3	1	.355	.296	.651	2	0	0
Boykin, Rod	.211	20	71	8	15	4	0	2	7	7	0	32	1	0	.282	.352	.634	0	0	0
France, Ty	.250	24	76	13	19	5	0	1	11	8	1	10	1	0	.387	.355	.742	9	2	0
Gettys, Michael	.195	22	77	9	15	3	1	3	8	8	0	28	2	0	.279	.377	.656	1	4	0
Naylor, Josh	.379	24	95	18	36	5	1	7	21	13	1	12	1	2	.450	.674	1.123	0	3	3
Overstreet, Kyle	.273	21	77	10	21	6	0	4	11	3	0	15	0	0	.309	.506	.815	1	4	1
Rivas, Webster	.364	6	22	1	8	2	0	0	3	1	0	3	0	0	.391	.455	.846	0	0	1
Stevens, River	.265	15	49	8	13	1	1	2	13	5	0	8	1	0	.333	.449	.782	0	0	1
Tatis Jr., Fernando	.177	24	96	16	17	4	1	3	10	6	0	34	0	0	.231	.333	.564	1	5	2
Van Ganssen, Peter	.255	17	47	5	12	2	0	1	8	4	0	6	0	1	.308	.362	.669	0	3	1
<b>Team Total</b>	<b>.268</b>	<b>24</b>	<b>800</b>	<b>118</b>	<b>214</b>	<b>48</b>	<b>4</b>	<b>31</b>	<b>107</b>	<b>73</b>	<b>2</b>	<b>186</b>	<b>9</b>	<b>7</b>	<b>.339</b>	<b>.454</b>	<b>.793</b>	<b>15</b>	<b>25</b>	<b>12</b>

PITCHERS	W-L	ERA	G	GS	CG	SHO	SV	SVO	IP	H	R	ER	HR	HB	BB	IBB	SO	WP	AVG
Allen, Logan	3-1	3.14	5	5	0	0	0	0	28.2	24	12	10	1	1	14	0	30	1	.229
Bleberg, Colby	0-0	5.68	4	0	0	0	0	0	6.1	6	4	4	1	0	3	0	9	1	.240
Carkuff, Jared	0-0	3.00	2	0	0	0	0	0	3.0	2	1	1	1	0	0	0	3	0	.182
Castillo, Jose	2-1	4.50	7	0	0	0	1	2	10.0	11	7	5	0	0	8	0	16	2	.282
Diaz, Miguel	1-1	1.17	5	3	0	0	0	0	15.1	6	2	2	0	2	9	0	20	0	.120
Jester, Jason	0-0	2.31	7	0	0	0	0	0	11.2	13	3	3	0	0	1	0	12	0	.271
Johnson, Erik	2-1	6.00	4	0	0	0	0	2	6.0	6	5	4	0	0	2	0	7	0	.250
Keel, Jerry	1-0	3.95	5	5	0	0	0	0	27.1	24	12	12	3	1	7	0	25	0	.235
Overton, Dillon	0-0	4.00	5	0	0	0	0	0	9.0	6	4	4	2	0	1	0	10	1	.182
Quantrell, Cal	1-2	3.16	5	5	0	0	0	0	25.2	23	10	9	1	1	10	0	22	0	.242
Scholtens, Jesse	2-1	2.35	4	4	0	0	0	0	23.0	14	6	6	2	1	6	0	31	2	.169
Stock, Robert	1-0	2.00	8	0	0	0	1	1	9.0	7	4	2	1	0	3	0	15	3	.200
Strahm, Matt	0-0	2.38	6	2	0	0	0	1	11.1	11	3	3	1	2	3	0	18	1	.262
Wick, Rowan	1-1	4.66	9	0	0	0	1	1	9.2	4	5	5	0	0	10	1	10	0	.133
Wieck, Brad	0-2	6.00	9	0	0	0	1	2	9.0	11	8	6	1	0	4	0	14	1	.282
Yardley, Eric	0-0	5.40	3	0	0	0	0	0	5.0	4	3	3	0	0	0	0	6	0	.222
<b>Team Total</b>	<b>14-10</b>	<b>3.39</b>	<b>24</b>	<b>24</b>	<b>0</b>	<b>2</b>	<b>4</b>	<b>9</b>	<b>210.0</b>	<b>172</b>	<b>89</b>	<b>79</b>	<b>14</b>	<b>8</b>	<b>81</b>	<b>1</b>	<b>248</b>	<b>12</b>	<b>.221</b>



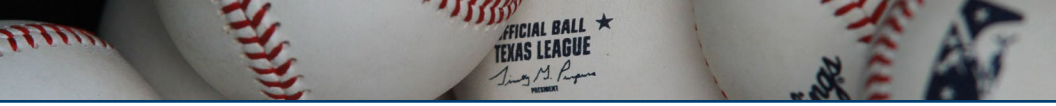
## 2018 SAN ANTONIO MAY STATISTICS

PLAYER	AVG	G	AB	R	H	2B	3B	HR	RBI	BB	IBB	SO	SB	CS	OBP	SLG	OPS	HBP	GIDP	E
Allday, Forrestt	.243	22	70	10	17	2	0	0	4	10	0	13	0	1	.338	.271	.609	0	1	0
Allen, Austin	.270	25	100	11	27	4	0	2	9	7	0	28	0	0	.327	.370	.697	2	1	1
Batten, Matthew	.000	1	1	0	0	0	0	0	0	0	0	1	0	0	.000	.000	.000	0	0	0
Bousfield, Auston	.231	4	13	3	3	2	1	0	3	3	0	2	1	0	.375	.538	.913	0	0	0
Boykin, Rod	.235	23	81	15	19	1	3	2	15	6	0	43	5	0	.287	.395	.682	0	0	1
France, Ty	.260	29	100	19	26	5	0	7	27	11	0	17	0	2	.384	.520	.904	11	7	5
Gettys, Michael	.289	27	97	16	28	5	0	4	13	8	0	33	7	1	.346	.464	.810	1	1	0
Kohlwey, Taylor	.310	12	29	5	9	1	1	3	5	3	0	8	0	1	.412	.724	1.136	2	0	0
Naylor, Josh	.259	27	112	15	29	7	0	2	23	12	1	15	1	0	.344	.375	.719	3	5	5
Overstreet, Kyle	.290	24	93	10	27	4	0	3	10	8	1	13	1	0	.347	.430	.777	0	5	1
Rivas, Webster	.286	9	35	4	10	0	1	1	5	1	0	8	0	1	.316	.429	.744	1	1	0
Stevens, River	.351	19	57	9	20	1	0	2	11	7	0	4	3	2	.431	.474	.904	1	2	1
Tatis Jr., Fernando	.336	29	122	30	41	12	2	7	16	13	1	34	5	2	.414	.639	1.054	4	3	4
Van Ganssen, Peter	.322	19	59	9	19	4	1	1	9	6	0	10	0	0	.385	.475	.859	0	1	2
<b>Team Total</b>	<b>.281</b>	<b>29</b>	<b>988</b>	<b>158</b>	<b>278</b>	<b>48</b>	<b>9</b>	<b>34</b>	<b>151</b>	<b>95</b>	<b>3</b>	<b>237</b>	<b>23</b>	<b>10</b>	<b>.357</b>	<b>.451</b>	<b>.808</b>	<b>25</b>	<b>27</b>	<b>24</b>

PITCHERS	W-L	ERA	G	GS	CG	SHO	SV	SVO	IP	H	R	ER	HR	HB	BB	IBB	SO	WP	GIDP	AVG
Allen, Logan	4-1	3.32	6	6	0	0	0	0	38.0	28	15	14	3	1	15	0	46	1	3	.206
Bachar, Lake	0-2	4.76	4	2	0	0	0	0	17.0	15	9	9	3	1	5	0	14	0	2	.246
Castillo, Jose	0-0	0.00	5	0	0	0	4	4	5.0	3	0	0	0	0	0	0	10	0	0	.167
Diaz, Miguel	0-1	6.00	3	3	0	0	0	0	9.0	6	6	6	1	0	7	0	11	0	0	.194
Frank, Trevor	1-0	1.42	4	0	0	0	1	1	6.1	6	1	1	1	0	0	0	7	0	0	.240
Jester, Jason	2-0	1.65	10	0	0	0	0	2	16.1	16	5	3	0	0	2	0	11	0	1	.254
Johnson, Erik	1-0	1.32	6	0	0	0	0	0	13.2	10	2	2	1	0	4	0	14	1	0	.192
Keel, Jerry	2-1	7.07	5	0	0	0	0	0	28.0	40	22	22	4	0	6	0	20	1	1	.339
Megill, Trevor	1-0	2.70	5	0	0	0	0	1	6.2	7	2	2	0	0	2	0	5	0	0	.280
Nix, Jacob	0-0	0.00	1	1	0	0	0	0	4.0	2	0	0	0	0	0	0	2	0	0	.143
Overton, Dillon	1-0	0.00	2	0	0	0	0	0	3.2	3	0	0	0	0	1	0	5	0	0	.214
Quantrill, Cal	2-1	5.85	6	6	0	0	0	0	32.1	42	27	21	3	1	13	1	31	1	2	.309
Rea, Colin	0-1	9.00	2	2	0	0	0	0	8.0	12	9	8	1	0	4	0	4	1	2	.343
Reyes, Gerardo	0-1	3.72	9	0	0	0	0	1	9.2	9	5	4	0	2	6	0	18	1	1	.250
Scholtens, Jesse	2-0	3.65	2	2	0	0	0	0	12.1	7	5	5	1	1	1	0	14	2	1	.167
Simmons, Seth	1-0	0.90	3	2	0	0	0	0	10.0	5	1	1	0	0	3	0	11	0	0	.147
Strahm, Matt	1-0	3.00	3	0	0	0	0	0	3.0	3	2	1	0	0	1	0	4	0	0	.250
Wick, Rowan	1-2	3.85	10	0	0	0	1	2	12.2	12	5	5	0	0	6	0	16	0	1	.250
Wieck, Brad	0-0	0.00	10	0	0	0	0	0	5	11.0	6	0	0	0	2	0	16	0	0	.154
Yardley, Eric	0-0	0.82	10	0	0	0	0	0	11.0	9	1	1	0	0	1	0	5	0	2	.243
<b>Team Total</b>	<b>19-10</b>	<b>3.67</b>	<b>29</b>	<b>29</b>	<b>0</b>	<b>3</b>	<b>11</b>	<b>16</b>	<b>257.2</b>	<b>241</b>	<b>117</b>	<b>105</b>	<b>18</b>	<b>6</b>	<b>79</b>	<b>1</b>	<b>264</b>	<b>8</b>	<b>16</b>	<b>.247</b>



2018 IN REVIEW



## 2018 SAN ANTONIO JUNE STATISTICS

PLAYER	AVG	G	AB	R	H	2B	3B	HR	RBI	BB	IBB	SO	SB	CS	OBP	SLG	OPS	HBP	GIDP	F
Allen, Austin	.318	22	85	10	27	8	0	5	14	7	2	16	0	1	.375	.588	.963	2	2	1
Batten, Matthew	.333	14	39	6	13	2	0	1	10	4	0	8	3	1	.395	.462	.857	0	1	2
Boykin, Rod	.186	20	59	9	11	0	0	0	1	7	0	27	2	1	.294	.186	.481	2	1	0
France, Ty	.245	24	98	12	24	7	1	3	14	8	0	19	0	0	.312	.429	.740	2	7	7
Gettys, Michael	.264	25	87	10	23	7	2	4	15	6	1	30	1	2	.319	.529	.848	1	3	2
Kohlwey, Taylor	.200	20	60	7	12	6	0	0	5	6	0	19	2	0	.279	.300	.579	1	1	0
Naylor, Josh	.310	25	100	10	31	3	0	1	10	11	3	15	0	3	.389	.370	.759	2	1	2
Overstreet, Kyle	.223	25	94	10	21	3	1	0	7	9	0	16	0	0	.288	.277	.565	0	1	1
Rivas, Fernando	.238	11	42	3	10	1	0	1	4	4	0	10	0	0	.304	.333	.638	0	2	1
Schulz, Nick	.038	7	26	0	1	0	0	0	0	0	0	8	0	0	.074	.038	.113	1	1	0
Tansel, Deion	.000	2	7	0	0	0	0	0	1	0	0	1	0	0	.125	.000	.125	1	0	0
Tatis Jr., Fernando	.330	24	91	24	30	4	1	4	10	13	0	29	8	2	.413	.527	.941	0	0	3
Van Ganssen, Peter	.194	21	72	6	14	3	0	0	3	5	1	14	0	2	.244	.236	.480	0	1	2
<b>Team Total</b>	<b>.250</b>	<b>26</b>	<b>868</b>	<b>107</b>	<b>217</b>	<b>44</b>	<b>5</b>	<b>19</b>	<b>94</b>	<b>80</b>	<b>7</b>	<b>215</b>	<b>16</b>	<b>12</b>	<b>.320</b>	<b>.378</b>	<b>.698</b>	<b>12</b>	<b>21</b>	<b>23</b>

PITCHERS	W-L	ERA	G	GS	CG	SHO	SV	SVO	IP	H	R	ER	HR	HB	BB	IBB	SO	WP	GIDP	AVG
Allen, Logan	1-1	0.50	3	2	0	0	0	0	18.0	10	2	1	0	1	2	0	19	1	1	.164
Bachar, Lake	0-2	7.11	6	3	0	0	1	1	19.0	28	15	15	5	0	8	0	10	3	0	.341
Diaz, Miguel	2-0	1.35	3	1	0	0	0	0	13.1	9	2	2	2	0	3	0	11	1	0	.188
Frank, Trevor	0-0	2.79	5	0	0	0	0	0	9.2	10	4	3	1	0	2	0	7	0	0	.256
Jester, Jason	0-1	18.56	5	0	0	0	0	1	5.1	10	11	11	0	0	4	0	6	0	0	.385
Johnson, Erik	0-2	3.60	8	0	0	0	0	0	10.0	11	5	4	3	0	3	0	9	0	0	.275
Keel, Jerry	3-1	2.84	5	5	0	0	0	0	31.2	29	10	10	1	0	9	0	26	1	3	.252
Maton, Phil	0-0	1.89	5	0	0	0	0	0	5.2	5	1	1	1	0	1	0	7	0	1	.227
Munoz, Andres	0-0	0.00	1	0	0	0	0	0	1.0	2	0	0	0	0	1	0	1	0	0	.500
Nix, Jacob	1-1	1.48	4	4	0	0	0	0	24.1	12	4	4	1	1	6	0	18	1	1	.148
Quantrill, Cal	3-0	3.64	5	5	0	0	0	0	29.2	29	12	12	1	3	4	0	28	2	1	.248
Rea, Colin	0-2	6.19	4	4	0	0	0	0	16.0	20	14	11	2	1	9	0	17	1	0	.294
Reyes, Gerardo	0-0	1.93	5	0	0	0	0	0	4.2	2	4	1	0	0	3	0	3	0	0	.118
Scholtsens, Jesse	1-0	1.80	2	2	0	0	0	0	12.0	7	2	2	0	0	1	0	10	1	0	.175
Weir, T.J.	1-0	4.50	6	0	0	0	0	0	8.0	5	5	4	1	0	4	0	8	1	2	.179
Wick, Rowan	0-1	1.00	10	0	0	0	3	3	9.0	6	4	1	0	0	5	0	16	1	0	.182
Wieck, Brad	1-0	0.00	8	0	0	0	4	5	8.0	3	2	0	0	0	2	0	6	2	0	.111
Yardley, Eric	1-1	6.75	7	0	0	0	0	2	5.1	12	6	4	0	0	4	1	3	0	1	.444
<b>Team Total</b>	<b>14-12</b>	<b>3.36</b>	<b>26</b>	<b>26</b>	<b>0</b>	<b>4</b>	<b>8</b>	<b>12</b>	<b>230.2</b>	<b>210</b>	<b>103</b>	<b>86</b>	<b>18</b>	<b>6</b>	<b>71</b>	<b>1</b>	<b>205</b>	<b>15</b>	<b>10</b>	<b>.240</b>

2018 IN REVIEW



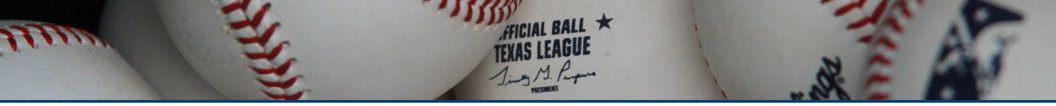


## 2018 SAN ANTONIO JULY STATISTICS

PLAYER	AVG	G	AB	R	H	2B	3B	HR	RBI	BB	IBB	SO	SB	CS	OBP	SLG	OPS	HBP	GIDP	E
Allen, Austin	.250	23	84	13	21	3	0	3	9	8	1	21	0	1	.323	.393	.715	1	5	2
Batten, Matthew	.258	21	62	12	16	2	1	1	3	11	0	20	2	1	.387	.371	.758	2	2	4
Boykin, Rod	.231	4	13	1	3	0	0	0	0	1	0	4	0	1	.286	.231	.516	0	0	1
France, Ty	.281	29	114	17	32	3	1	5	19	5	1	19	2	1	.320	.456	.776	2	2	0
Gettys, Michael	.235	25	85	8	20	6	0	1	11	4	0	31	4	1	.270	.341	.611	0	3	0
Kohlwey, Taylor	.342	15	38	7	13	0	1	2	5	6	0	10	0	0	.444	.553	.997	1	0	0
Naylor, Josh	.289	27	97	16	28	5	0	4	11	20	0	13	2	0	.415	.464	.879	1	1	4
Overstreet, Kyle	.292	29	113	5	33	8	0	0	10	5	0	16	1	0	.328	.363	.691	1	1	1
Reed, Buddy	.155	15	58	6	9	2	0	0	6	6	0	18	7	2	.231	.190	.420	0	1	1
Rivas, Webster	.288	16	59	6	17	3	0	1	5	3	0	11	1	0	.323	.390	.712	0	3	1
Rosario, Eguy	.182	3	11	2	2	0	0	0	2	2	0	5	1	0	.387	.182	.539	1	0	0
Schulz, Nick	.203	23	69	10	14	1	0	5	11	16	0	25	2	2	.368	.435	.803	2	1	0
Stevens, River	.065	10	31	3	2	0	0	0	2	5	0	7	1	0	.216	.065	.281	1	2	1
Tatis Jr., Fernando	.295	11	44	7	13	2	0	2	7	1	0	12	3	1	.326	.477	.803	1	0	4
Van Ganssen, Peter	.328	20	67	9	22	3	0	0	9	7	0	8	0	1	.387	.373	.760	0	0	1
<b>Team Total</b>	<b>.259</b>	<b>29</b>	<b>945</b>	<b>122</b>	<b>245</b>	<b>38</b>	<b>3</b>	<b>24</b>	<b>110</b>	<b>100</b>	<b>2</b>	<b>220</b>	<b>26</b>	<b>11</b>	<b>.337</b>	<b>.382</b>	<b>.719</b>	<b>13</b>	<b>21</b>	<b>23</b>
PITCHERS	W-L	ERAG	GS	CG	SHO	SV	SVO	IP	H	R	ER	HR	HB	BB	IBB	SO	WP	GIDP	AVG	
Allen, Logan	2-2	2.51	5	0	0	0	0	32.1	21	9	9	3	1	5	0	27	0	1	.183	
Bachar, Lake	2-0	3.50	4	0	0	0	0	18.0	17	7	7	4	2	9	0	14	2	1	.246	
Blueberg, Colby	1-0	0.00	2	0	0	0	0	2.0	1	0	0	0	0	1	0	2	0	0	.143	
Diaz, Miguel	2-0	1.50	5	1	0	0	1	18.0	16	7	3	0	0	7	0	10	1	3	.235	
Frank, Trevor	0-0	1.69	3	0	0	0	0	5.1	2	1	1	0	0	2	0	1	2	0	.118	
Huffman, Chris	0-0	6.14	4	0	0	1	2	7.1	9	6	5	2	0	2	0	6	0	0	.300	
Jester, Jason	0-1	4.26	7	0	0	0	2	12.2	17	6	6	1	0	2	0	11	0	1	.340	
Johnson, Erik	0-0	0.00	1	0	0	0	0	2.0	0	0	0	0	0	0	0	3	0	0	.000	
Keel, Jerry	0-1	4.50	1	0	0	0	0	4.0	6	2	2	1	0	0	0	2	0	2	.375	
Munoz, Andres	1-1	2.00	10	0	0	0	5	6	9.0	5	2	2	0	0	5	0	8	0	1	.167
Nix, Jacob	1-2	2.96	4	0	0	0	0	24.1	25	9	8	2	2	3	0	21	1	1	.278	
Paddack, Chris	3-1	1.30	5	1	0	0	0	27.2	11	4	4	1	2	3	1	27	0	3	.122	
Quantrill, Cal	0-2	8.51	5	0	0	0	0	24.1	36	27	23	6	0	10	0	18	2	3	.353	
Reyes, Gerardo	1-1	3.60	7	0	0	0	1	10.0	12	7	4	1	1	4	0	12	0	0	.308	
Scholten, Jesse	1-1	4.00	5	4	0	0	0	27.0	35	13	12	1	0	8	0	20	2	9	.330	
Weir, T.J.	1-0	0.66	9	1	0	0	0	13.2	8	1	1	0	0	0	0	14	1	0	.160	
Yardley, Eric	1-1	3.18	8	0	0	0	0	11.1	10	4	4	1	1	4	0	7	1	4	.250	
<b>Team Total</b>	<b>16-13</b>	<b>3.29</b>	<b>29</b>	<b>1</b>	<b>2</b>	<b>7</b>	<b>12</b>	<b>249.0</b>	<b>231</b>	<b>105</b>	<b>91</b>	<b>23</b>	<b>9</b>	<b>65</b>	<b>1</b>	<b>203</b>	<b>12</b>	<b>29</b>	<b>.250</b>	



2018 IN REVIEW



## 2018 SAN ANTONIO AUGUST STATISTICS

PLAYER	AVG	G	AB	R	H	2B	3B	HR	RBI	BB	IBB	SO	SB	CS	OBP	SLG	OPS	HBP	GIDP	E
Allen, Austin	.256	25	90	7	23	4	0	4	9	7	2	16	0	0	.316	.433	.750	1	2	3
Batten, Matthew	.203	25	74	4	15	2	0	0	4	13	1	26	5	0	.322	.230	.552	0	0	3
France, Ty	.296	6	27	5	8	2	0	1	6	1	0	5	0	0	.345	.481	.826	1	0	0
Gettys, Michael	.160	23	75	7	12	1	0	3	5	4	0	34	3	2	.232	.283	.525	3	1	1
Giron, Ruddy	.238	7	21	3	5	2	0	0	0	0	0	8	0	0	.238	.333	.571	0	0	0
Kohlwey, Taylor	.290	22	69	6	20	1	2	1	7	9	0	19	2	3	.367	.406	.773	0	0	1
Naylor, Josh	.241	22	87	11	21	2	0	2	6	7	3	14	1	0	.305	.333	.639	1	0	0
Overstreet, Kyle	.272	22	81	8	22	2	0	2	8	6	0	14	0	0	.326	.370	.696	1	3	3
Potts, Hudson	.176	19	68	5	12	0	0	2	4	9	0	28	1	0	.282	.265	.547	1	0	4
Reed, Buddy	.185	25	108	13	20	5	0	1	8	6	0	41	10	1	.224	.259	.483	0	1	1
Rivas, Webster	.269	13	52	3	14	1	0	0	3	2	0	14	0	0	.296	.288	.585	0	1	1
Schulz, Nick	.219	14	32	4	7	2	0	1	2	6	0	12	0	0	.342	.375	.717	0	1	1
Stevens, River	.333	5	18	0	6	0	0	0	3	0	0	3	0	1	.333	.333	.667	0	1	0
Van Ganssen, Peter	.188	23	81	10	16	3	0	2	11	13	0	11	0	2	.305	.309	.614	0	3	1
<b>Team Total</b>	<b>.223</b>	<b>27</b>	<b>905</b>	<b>86</b>	<b>202</b>	<b>27</b>	<b>2</b>	<b>19</b>	<b>77</b>	<b>85</b>	<b>6</b>	<b>259</b>	<b>22</b>	<b>9</b>	<b>.294</b>	<b>.320</b>	<b>.615</b>	<b>8</b>	<b>13</b>	<b>22</b>

PITCHERS	W-L	ERAG	GS	CG	SHO	SV	SVO	IP	H	R	ER	HR	HB	BB	IBB	SO	WP	AVG
Allen, Logan	0-2	6.75	1	0	0	0	0	4.0	6	3	3	0	1	2	0	3	1	.353
Ashbeck, Elliot	0-2	6.55	6	1	0	0	0	11.0	14	8	8	1	0	4	0	11	1	.311
Bachar, Lake	1-3	5.28	5	0	0	0	0	29.0	34	19	17	3	1	13	1	23	4	.306
Baez, Michel	0-3	7.36	4	0	0	0	0	18.1	22	20	15	4	2	12	0	21	2	.301
Blaugberg, Colby	0-1	3.78	9	0	0	0	0	16.2	22	9	7	2	3	4	0	20	4	.324
Diez, Miguel	0-0	3.86	3	1	0	0	1	9.1	8	4	4	1	0	4	0	14	2	.235
Huffman, Chris	1-1	1.69	6	2	0	0	1	16.0	8	3	3	0	1	9	0	14	0	.154
Jester, Jason	0-1	0.64	10	0	0	0	0	14.0	8	4	1	1	0	3	1	16	1	.170
Megill, Trevor	0-0	4.32	5	0	0	0	0	8.1	7	4	4	2	0	5	0	4	0	.219
Munoz, Andres	1-0	0.00	8	0	0	0	2	8.0	3	0	0	0	0	4	0	10	0	.115
Paddack, Chris	0-1	3.60	2	0	0	0	0	10.0	12	4	4	0	0	1	0	10	2	.300
Quantrill, Cal	0-0	3.60	1	1	0	0	0	5.0	5	2	2	1	0	1	0	2	0	.263
Radke, Travis	0-0	2.25	2	1	0	0	0	8.0	7	2	2	0	0	0	0	6	1	.250
Ramirez, Emmanuel	2-2	2.63	4	4	0	0	0	24.0	21	7	7	2	0	6	0	27	3	.241
Reyes, Gerardo	0-0	2.63	9	0	0	0	1	13.2	9	4	4	0	2	4	0	15	0	.184
Scholten, Jesse	1-2	3.62	5	0	0	0	0	27.1	30	17	11	1	3	6	0	18	0	.268
Sexton, Danny	0-0	40.50	1	0	0	0	0	1.1	5	6	6	0	0	2	0	2	1	.556
Simmons, Seth	0-0	6.00	1	0	0	0	0	1.0	3	2	2	1	0	0	0	1	0	.250
Weir, T.J.	1-1	0.00	2	0	0	0	0	4.2	5	2	0	0	0	0	0	5	0	.313
Yardley, Eric	0-2	4.50	5	0	0	0	0	6.0	5	5	3	1	0	3	1	6	0	.227
<b>Team Total</b>	<b>7-20</b>	<b>3.90</b>	<b>27</b>	<b>0</b>	<b>3</b>	<b>5</b>	<b>10</b>	<b>237.2</b>	<b>234</b>	<b>125</b>	<b>103</b>	<b>20</b>	<b>13</b>	<b>83</b>	<b>3</b>	<b>228</b>	<b>22</b>	<b>.260</b>

2018 IN REVIEW





## 2018 SAN ANTONIO SEPTEMBER STATISTICS

PLAYER	AVG	G	AB	R	H	2B	3B	HR	RBI	BB	IBB	SO	SB	CS	OBP	SLG	OPS	HBP	GIDP	E
Allen, Austin	.250	1	4	0	1	0	0	0	0	0	0	2	0	0	.250	.250	.500	0	1	0
Batten, Matthew	.600	2	5	0	3	0	0	0	1	1	0	0	1	0	.667	.600	1.267	0	0	0
Gettys, Michael	.100	3	10	1	1	0	0	0	1	1	0	4	0	0	.182	.100	.282	0	1	0
Giron, Ruddy	.200	2	5	1	1	0	0	1	2	1	0	1	0	0	.333	.800	1.133	0	1	0
Kohlwey, Taylor	.000	3	8	0	0	0	0	0	0	1	0	2	0	0	.273	.000	.273	2	0	0
Naylor, Josh	.400	3	10	2	4	0	0	1	3	1	0	0	0	0	.459	.700	1.159	0	0	0
Overstreet, Kyle	.333	3	12	2	4	0	0	0	0	1	0	1	0	0	.385	.333	.718	0	1	0
Potts, Hudson	.000	3	10	0	0	0	0	0	1	1	0	5	0	0	.091	.000	.091	0	1	0
Reed, Buddy	.231	3	13	2	3	0	0	0	1	0	0	4	1	0	.231	.231	.462	0	0	0
Rivas, Webster	.143	2	7	2	1	0	0	1	3	2	0	1	0	0	.333	.571	.905	0	0	0
Van Gansen, Peter	.200	3	10	3	2	1	0	0	0	3	0	1	0	0	.385	.300	.685	0	0	0
<b>Team Total</b>	<b>.213</b>	<b>3</b>	<b>94</b>	<b>13</b>	<b>20</b>	<b>1</b>	<b>0</b>	<b>3</b>	<b>12</b>	<b>12</b>	<b>0</b>	<b>21</b>	<b>2</b>	<b>0</b>	<b>.315</b>	<b>.319</b>	<b>.634</b>	<b>2</b>	<b>5</b>	<b>1</b>

PITCHERS	W-L	ERAG	GS	CG	SHO	SV	SVO	IP	H	R	ER	HR	HB	BB	IBB	SO	WP	GIDP	AVG
Ashbeck, Elliot	1-0	18.001	0	0	0	0	1	1.0	4	2	2	0	0	0	0	2	0	0	.571
Bachar, Lake	0-0	13.501	1	0	0	0	0	4.0	5	6	6	0	1	3	0	1	0	0	.313
Blueberg, Colby	0-0	0.001	0	0	0	0	0	0.1	0	0	0	0	0	1	0	0	0	0	.000
Huffman, Chris	0-0	1.801	1	0	0	0	0	5.0	3	1	1	1	0	1	0	1	0	0	.176
Jester, Jason	0-1	13.001	0	0	0	0	0	0.1	5	5	5	0	0	1	0	0	0	0	1.000
Megill, Trevor	0-0	0.001	0	0	0	0	0	2.0	2	0	0	0	0	0	0	0	0	0	.333
Munoz, Andres	0-0	0.001	0	0	0	0	0	1.0	1	0	0	0	0	1	0	0	0	0	.333
Radke, Travis	0-0	5.401	0	0	0	0	0	3.1	5	2	2	0	1	2	0	2	1	2	.417
Reyes, Gerardo	0-0	0.001	0	0	0	0	0	1.0	0	0	0	0	0	0	0	1	0	0	.000
Scholten, Jesse	0-0	0.001	1	0	0	0	0	6.1	2	0	0	0	0	2	0	5	0	0	.100
Simmons, Seth	0-1	9.001	0	0	0	0	0	2.0	4	2	2	0	0	1	0	1	0	1	.444
Yardley, Eric	0-0	0.001	0	0	0	0	0	0.2	0	0	0	0	0	0	0	0	0	0	.000
<b>Team Total</b>	<b>1-2</b>	<b>6.003</b>	<b>3</b>	<b>0</b>	<b>0</b>	<b>0</b>	<b>1</b>	<b>27.0</b>	<b>31</b>	<b>18</b>	<b>18</b>	<b>1</b>	<b>2</b>	<b>12</b>	<b>0</b>	<b>13</b>	<b>1</b>	<b>6</b>	<b>.310</b>



2018 IN REVIEW

# 2018 SAN ANTONIO DEFENSIVE STATISTICS

ALL PLAYERS	GAMES BY POSITION															
	PLAYER	PCT	G	INN	PO	A	E	TC	DP	1B	2B	3B	SS	OF	C	P
Allday, Forrest	.974	30	258.0	35	2	1	38	0	0	0	0	0	30	0	0	0
Allen, Austin	.992	110	961.1	882	92	8	982	12	19	0	0	0	0	0	91	0
Allen, Logan	.962	20	121.0	4	21	1	26	0	0	0	0	0	0	0	0	20
Ashbeck, Elliot	--	7	12.0	0	0	0	0	0	0	0	0	0	0	0	0	7
Bachar, Lake	.933	20	87.0	3	11	1	15	2	0	0	0	0	0	0	0	20
Baez, Michel	.750	4	18.1	2	1	1	4	0	0	0	0	0	0	0	0	4
Batten, Matthew	.963	57	457.0	101	133	9	243	29	3	31	0	23	0	0	0	0
Blueberg, Colby	1.000	16	25.1	1	1	0	2	0	0	0	0	0	0	0	0	16
Bousfield, Auston	1.000	12	105.0	22	2	0	24	1	0	0	0	0	0	12	0	0
Boykin, Rod	.984	62	530.2	119	1	2	122	0	0	0	0	0	0	62	0	0
Carkuff, Jared	1.000	2	3.0	0	1	0	1	0	0	0	0	0	0	0	0	2
Castillo, Jose	1.000	12	15.0	0	1	0	1	0	0	0	0	0	0	0	0	12
Diaz, Miguel	1.000	19	65.0	2	6	0	8	0	0	0	0	0	0	0	0	19
France, Ty	.951	102	891.0	72	161	12	245	11	1	0	101	0	0	0	0	0
Frank, Trevor	1.000	12	21.1	0	3	0	3	0	0	0	0	0	0	0	0	12
Gettys, Michael	.989	118	1025.0	254	16	3	273	5	0	0	0	0	0	118	0	0
Giron, Ruddy	1.000	6	42.0	6	15	0	21	5	0	1	0	4	1	0	0	0
Huffman, Chris	1.000	11	28.1	4	0	0	4	0	0	0	0	0	0	0	0	11
Jester, Jason	.846	40	60.1	2	9	2	13	0	0	0	0	0	0	0	0	40
Johnson, Erik	1.000	19	31.2	0	4	0	4	0	0	0	0	0	0	0	0	19
Keel, Jerry	.889	16	91.0	1	15	2	18	0	0	0	0	0	0	0	0	16
Kohlwey, Taylor	.990	45	362.2	89	7	1	97	1	0	0	0	0	0	45	0	0
Maton, Phil	--	5	5.2	0	0	0	0	0	0	0	0	0	0	0	0	5
Megill, Trevor	1.000	11	17.0	0	1	0	1	0	0	0	0	0	0	0	0	11
Munoz, Andres	1.000	20	19.0	3	2	0	5	2	0	0	0	0	0	0	0	20
Naylor, Josh	.959	118	1003.0	309	15	14	338	12	29	0	0	0	0	89	0	0
Nix, Jacob	1.000	9	52.2	2	5	0	7	0	0	0	0	0	0	0	0	9
Overstreet, Kyle	.992	110	931.2	751	75	7	833	59	79	1	16	0	0	0	14	0
Overton, Dillon	--	7	12.2	0	0	0	0	0	0	0	0	0	0	0	0	7
Paddack, Chris	1.000	7	37.2	3	3	0	6	1	0	0	0	0	0	0	0	7
Potts, Hudson	.932	21	184.1	15	40	4	59	4	0	0	21	0	0	0	0	0
Quantrill, Cal	.929	22	117.0	2	11	1	14	0	0	0	0	0	0	0	0	22
Radke, Travis	1.000	3	11.1	0	1	0	1	0	0	0	0	0	0	0	0	3
Ramirez, Emmanuel	1.000	4	24.0	3	3	0	6	0	0	0	0	0	0	0	0	4
Rea, Colin	.667	6	24.0	0	2	1	3	0	0	0	0	0	0	0	0	6
Reed, Buddy	.984	43	378.1	121	4	2	127	2	0	0	0	0	0	43	0	0
Reyes, Gerardo	.800	31	39.0	1	3	1	5	0	0	0	0	0	0	0	0	31
Rivas, Webster	.991	52	436.2	421	44	4	469	17	15	0	0	0	0	0	37	0
Rosario, Eguay	1.000	3	23.0	5	7	0	12	1	0	3	0	0	0	0	0	0
Scholten, Jesse	1.000	19	108.0	6	16	0	22	1	0	0	0	0	0	0	0	19
Schulz, Nick	.971	24	198.0	34	0	1	35	0	0	0	0	0	0	24	0	0
Sexton, Danny	--	1	1.1	0	0	0	0	0	0	0	0	0	0	0	0	1
Simmons, Seth	--	5	15.0	0	0	0	0	0	0	0	0	0	0	0	0	5
Stevens, River	.985	47	364.2	86	107	3	196	28	0	26	3	18	0	0	0	0
Stock, Robert	1.000	8	9.0	0	1	0	1	0	0	0	0	0	0	0	0	8
Strahn, Matt	1.000	9	14.1	1	0	0	1	0	0	0	0	0	0	0	0	9
Tatis Jr., Fernando	.961	83	716.1	117	207	13	337	34	0	0	0	83	0	0	0	0
Van Ganssen, Peter	.982	97	827.1	146	241	7	394	46	0	82	0	15	0	0	0	0
Weir, T.J.	.900	17	26.1	4	5	1	10	0	0	0	0	0	0	0	0	17
Wick, Rowan	1.000	29	31.1	2	1	0	3	0	0	0	0	0	0	0	0	29
Wieck, Brad	.000	27	28.0	0	0	1	1	0	0	0	0	0	0	0	0	27
Yardley, Eric	.833	34	39.1	5	5	2	12	0	0	0	0	0	0	0	0	34
<b>TOTALS</b>	<b>.979</b>	<b>138</b>	<b>1098.0</b>	<b>3636</b>	<b>1301</b>	<b>105</b>	<b>5042</b>	<b>104</b>								

2018 IN REVIEW



## 2018 SAN ANTONIO DEFENSIVE STATS BY POSITION

### CATCHERS

PLAYER	PCT	G	INN	PO	A	E	TC	DP	PB	CS	SB	ATT	PCT
Allen, Austin	.994	91	795.1	745	80	5	830	5	3	52	93	145	.389
Overstreet, Kyle	.991	14	105.0	95	10	1	106	0	5	3	13	16	.188
Rivas, Webster	.991	37	311.2	315	33	3	351	1	1	13	38	51	.255
TOTALS	.993	138	1212.0	1195	123	9	1287	104	9	68	144	212	.321

### FIRST BASEMEN

PLAYER	PCT	G	INN	PO	A	E	TC	DP
Batten, Matthew	.980	19	166.0	137	12	3	152	7
Batten, Matthew	1.000	3	7.2	10	1	0	11	3
France, Ty	1.000	1	1.0	1	0	0	1	1
Naylor, Josh	.986	29	227.2	198	10	3	211	12
Overstreet, Kyle	.994	79	684.2	645	32	4	681	57
Rivas, Webster	.992	15	125.0	106	11	1	118	16
TOTALS	.991	138	1212.0	1097	66	11	1174	104

### SHORT STOP

PLAYER	PCT	G	INN	PO	A	E	TC	DP
Batten, Matthew	.950	23	180.1	43	53	5	101	15
Giron, Ruddy	1.000	4	37.0	5	15	0	20	5
Stevens, River	.988	18	151.0	33	82	1	86	18
Tatis Jr., Fernando	.961	83	716.1	117	207	13	337	34
Van Ganssen, Peter	.980	15	127.1	14	35	1	50	3
TOTALS	.966	138	1212.0	212	362	20	594	104

### SECOND BASEMEN

PLAYER	PCT	G	INN	PO	A	E	TC	DP
Batten, Matthew	.969	31	269.0	48	79	4	131	11
Giron, Ruddy	1.000	1	2.0	1	0	0	1	0
Overstreet, Kyle	1.000	1	9.0	1	4	0	5	1
Rosario, Eguay	1.000	3	23.0	5	7	0	12	1
Stevens, River	.981	26	209.0	52	54	2	108	10
Van Ganssen, Peter	.983	82	700.0	132	206	6	344	43
TOTALS	.980	138	1212.0	239	350	12	601	104

### THIRD BASEMEN

PLAYER	PCT	G	INN	PO	A	E	TC	DP
France, Ty	.951	101	890.0	71	161	12	244	10
Overstreet, Kyle	.951	16	133.0	10	29	2	41	1
Potts, Hudson	.932	21	184.1	15	40	4	59	4
Stevens, River	1.000	3	4.2	1	1	0	2	0
TOTALS	.948	138	1212.0	97	231	18	346	104

### LEFT FIELDERS

PLAYER	PCT	G	INN	PO	A	E	TC	DP
Allday, Forrest	--	1	4.1	0	0	0	0	0
Bousfield, Auston	--	1	9.0	0	0	0	0	0
Boykin, Rod	.970	35	296.1	64	1	2	67	0
Giron, Ruddy	--	1	3.0	0	0	0	0	0
Kohlwey, Taylor	.963	12	90.0	24	2	1	27	0
Naylor, Josh	.913	89	775.1	111	5	11	127	0
Reed, Buddy	1.000	3	19.0	3	1	0	4	0
Schulz, Nick	--	2	15.0	0	0	0	0	0
TOTALS	.938	138	1212.0	202	9	14	225	104

### CENTER FIELDERS

PLAYER	PCT	G	INN	PO	A	E	TC	DP
Bousfield, Auston	1.000	2	16.0	6	1	0	7	0
Boykin, Rod	1.000	14	119.0	24	0	0	24	0
Gettys, Michael	.990	82	695.2	193	6	2	201	1
Kohlwey, Taylor	1.000	5	40.0	8	0	0	8	0
Reed, Buddy	.983	39	341.1	113	3	2	118	2
TOTALS	.989	138	1212.0	344	10	4	358	104

### RIGHT FIELDERS

PLAYER	PCT	G	INN	PO	A	E	TC	DP
Allday, Forrest	.974	29	253.2	35	2	1	38	0
Bousfield, Auston	1.000	9	80.0	16	1	0	17	1
Boykin, Rod	1.000	14	115.1	31	0	0	31	0
Gettys, Michael	.986	37	329.1	61	10	1	72	4
Kohlwey, Taylor	1.000	28	232.2	57	5	0	62	1
Reed, Buddy	1.000	2	18.0	5	0	0	5	0
Schulz, Nick	.971	22	183.0	34	0	1	35	0
TOTALS	.988	138	1212.0	239	18	3	260	104

## 2018 SAN ANTONIO VS. ARKANSAS TRAVELERS

PLAYER	AVG	G	AB	R	H	2B	3B	HR	RBI	BB	IBB	SO	SB	CS	OBP	SLG	OPS
Allday, Forrest	.150	6	20	2	3	0	0	0	0	5	0	4	0	0	.320	.150	.470
Allen, Austin	.205	10	39	4	8	3	0	3	5	2	0	11	0	1	.244	.513	.757
Batten, Matthew	.235	5	17	2	4	0	0	0	0	3	0	2	2	1	.381	.235	.616
Bousfield, Auston	1.000	1	2	1	2	0	0	0	0	1	0	0	0	1	1.000	1.000	2.000
Boykin, Rod	.182	7	22	2	4	1	0	0	1	2	0	9	0	0	.280	.227	.477
France, Ty	.300	11	40	5	12	2	1	0	5	2	0	7	3	1	.349	.400	.749
Gettys, Michael	.200	9	30	2	6	2	0	0	3	3	0	13	1	1	.273	.267	.539
Kohlwey, Taylor	.000	2	6	0	0	0	0	0	0	1	0	4	0	0	.143	.000	.143
Naylor, Josh	.450	11	40	13	18	1	0	7	13	7	0	6	0	1	.521	1.000	1.521
Overstreet, Kyle	.244	11	41	3	10	2	0	0	3	1	0	7	0	0	.282	.293	.555
Rivas, Webster	.400	3	10	3	4	1	0	0	1	0	0	2	1	0	.400	.500	.900
Schulz, Nick	.143	4	14	3	2	1	0	1	2	1	0	7	0	0	.250	.429	.679
Stevens, River	.167	4	6	2	1	0	0	0	0	1	0	1	0	0	.286	.167	.452
Tatis Jr., Fernando	.184	9	38	4	7	4	0	2	7	1	0	13	1	0	.205	.447	.652
Van Gansen, Peter	.333	8	27	3	9	0	0	0	5	2	0	3	0	0	.379	.333	.713
<b>Team Total</b>	<b>.256</b>	<b>11</b>	<b>352</b>	<b>49</b>	<b>90</b>	<b>17</b>	<b>1</b>	<b>13</b>	<b>45</b>	<b>32</b>	<b>0</b>	<b>89</b>	<b>8</b>	<b>6</b>	<b>.322</b>	<b>.420</b>	<b>.743</b>

PITCHERS	W-L	ERAG	GS	CG	SHO	SV	SVO	IP	H	R	ER	HR	HB	BB	IBB	SO
Allen, Logan	1-1	5.91	2	0	0	0	0	10.2	11	7	7	0	1	7	0	12
Bachar, Lake	1-0	3.60	1	0	0	0	0	5.0	5	2	2	1	0	1	0	7
Blueberg, Colby	0-0	0.00	2	0	0	0	0	1.2	1	0	0	0	0	1	0	1
Carkuff, Jared	0-0	9.00	1	0	0	0	0	1.0	2	1	1	1	0	0	0	2
Castillo, Jose	1-0	0.00	2	0	0	0	0	3.2	1	0	0	0	0	1	0	6
Diaz, Miguel	1-0	2.08	3	0	0	0	0	8.2	8	5	2	0	1	9	0	11
Frank, Trevor	0-0	4.50	1	0	0	0	0	2.0	1	1	1	0	0	1	0	0
Jester, Jason	0-0	1.69	3	0	0	0	0	5.1	4	1	1	0	0	3	0	7
Johnson, Erik	0-0	0.00	1	0	0	0	0	2.0	0	0	0	0	0	0	0	3
Keel, Jerry	0-1	8.00	2	0	0	0	0	9.0	11	8	8	3	0	2	0	5
Munoz, Andres	0-0	0.00	2	0	0	1	1	2.0	0	0	0	0	0	2	0	1
Overton, Dillon	0-0	0.00	1	0	0	0	0	2.1	1	0	0	0	0	0	0	3
Paddack, Chris	1-0	1.50	1	0	0	0	0	6.0	1	1	1	1	0	1	0	5
Quatrill, Cal	0-1	3.86	3	0	0	0	0	14.0	14	10	6	1	0	11	0	11
Reyes, Gerardo	0-0	9.00	1	0	0	0	0	1.0	1	1	1	0	1	1	0	2
Stock, Robert	0-0	4.50	2	0	0	0	0	2.0	2	1	1	1	0	1	0	3
Strahm, Matt	0-0	6.23	2	0	0	0	1	4.1	6	3	3	1	1	2	0	9
Weir, T.J.	0-0	0.00	1	0	0	0	0	2.0	2	0	0	0	0	0	0	2
Wick, Rowan	1-0	0.00	3	0	0	0	1	4.0	1	0	0	0	0	3	0	4
Wieck, Brad	0-1	4.91	3	0	0	0	0	3.2	5	4	2	0	0	1	0	6
Yardley, Eric	1-0	0.00	2	0	0	0	0	2.2	1	0	0	0	1	1	0	1
<b>Team Total</b>	<b>7-4</b>	<b>3.48</b>	<b>11</b>	<b>11</b>	<b>0</b>	<b>0</b>	<b>2</b>	<b>93.0</b>	<b>78</b>	<b>45</b>	<b>36</b>	<b>9</b>	<b>5</b>	<b>48</b>	<b>0</b>	<b>101</b>



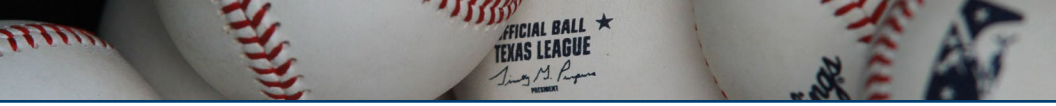
## 2018 ARKANSAS TRAVELERS VS. SAN ANTONIO

PLAYER	AVG	G	AB	R	H	2B	3B	HR	RBI	BB	IBB	SO	SB	CS	OBP	SLG	OPS
Amaral, Beau	.345	8	29	3	10	2	1	1	9	1	0	6	1	0	.406	.586	.992
Aplin, Andrew	.000	3	10	0	0	0	0	0	0	3	0	3	0	0	.231	.000	.231
Bishop, Braden	.200	11	45	8	9	2	0	2	5	4	0	12	1	1	.260	.378	.638
Curletta, Joey	.212	10	33	7	7	0	0	4	6	8	0	14	0	0	.366	.576	.942
DeCarlo, Joe	.182	7	22	4	4	3	0	0	0	2	0	8	0	0	.280	.318	.598
Fila, Eric	.222	4	18	2	4	0	0	0	3	0	0	0	0	0	.222	.222	.444
Law, Adam	.214	4	14	3	3	1	0	0	0	1	0	5	2	0	.313	.286	.598
Mariscal, Chris	.290	11	31	5	9	3	0	1	6	8	0	9	3	1	.425	.484	.909
Mejias-Brean, Seth	.200	6	25	0	5	1	1	0	1	1	0	11	0	0	.231	.320	.551
Mendoza, Yonathan	.276	9	29	4	8	0	0	0	3	2	0	4	1	0	.323	.276	.598
Odum, Joseph	.250	4	12	2	3	1	0	1	3	1	0	6	0	0	.308	.583	.891
Pizzano, Dario	.167	8	24	1	4	0	0	0	0	4	0	8	0	0	.286	.167	.452
Scott, Ryan	.000	1	3	0	0	0	0	0	0	0	0	1	0	0	.000	.000	.000
Taylor, Chuck	.344	11	32	4	11	1	1	0	4	10	0	3	1	1	.512	.438	.949
Taylor, Logan	.100	3	10	0	1	0	0	0	0	2	0	6	0	0	.250	.100	.350
Walton, Donnie	.000	3	10	2	0	0	0	0	0	1	0	5	1	0	.091	.000	.091
<b>Team Total</b>	<b>.225</b>	<b>11</b>	<b>347</b>	<b>45</b>	<b>78</b>	<b>14</b>	<b>3</b>	<b>9</b>	<b>40</b>	<b>48</b>	<b>0</b>	<b>101</b>	<b>10</b>	<b>3</b>	<b>.326</b>	<b>.360</b>	<b>.686</b>

PITCHERS	W-L	ERAG	GS	CG	SHO	SV	SVO	IP	H	R	ER	HR	HB	BB	IBB	SO	
Bannister, Nathan	0-0	9.64	1	0	0	0	0	4.2	10	5	5	0	0	2	0	4	
Bonnell, Bryan	0-0	9.00	1	0	0	0	0	2.0	3	2	2	1	0	0	0	3	
De Jong, Chase	0-1	3.00	3	0	0	0	0	15.0	12	5	5	2	1	4	0	10	
Festa, Matt	0-0	6.75	2	0	0	0	1	2.2	5	2	2	0	0	1	0	6	
Gillies, Darin	1-1	0.00	2	0	0	0	0	2.2	0	1	0	0	0	2	0	4	
Herrmann, Spencer	1-0	6.75	2	0	0	0	0	4.0	3	3	3	1	0	2	0	6	
Jiminian, Johendi	0-0	4.50	1	0	0	0	0	4.0	6	2	2	2	0	0	2	2	
Kuzminsky, Scott	0-0	6.75	2	0	0	0	0	4.0	4	4	3	1	1	2	0	2	
McKay, David	1-0	0.00	1	0	0	0	0	2.1	1	0	0	0	0	0	0	2	
Mistewicz, Anthony	0-2	5.14	3	0	0	0	0	14.0	16	8	8	3	0	3	0	16	
Moore, Andrew	0-0	1.59	1	0	0	0	0	5.2	2	1	1	1	0	1	0	7	
Perakslis, Stephen	0-0	1.17	4	0	0	0	1	7.2	7	1	1	0	0	0	0	7	
Pistoresse, Joe	0-0	15.43	2	0	0	0	0	2.1	3	4	4	2	0	3	0	2	
Povse, Max	1-1	4.91	2	0	0	0	0	11.0	9	6	6	0	1	6	0	12	
Tenuta, Matt	0-1	8.31	3	0	0	0	0	4.1	4	4	4	0	0	3	0	2	
Walker, Matt	0-0	0.00	3	0	0	0	0	3.0	2	0	0	0	0	0	0	2	
Warren, Art	0-1	0.00	3	0	0	0	1	2	3.0	3	1	0	0	1	0	2	
<b>Team Total</b>	<b>4-7</b>	<b>4.48</b>	<b>11</b>	<b>11</b>	<b>0</b>	<b>0</b>	<b>3</b>	<b>5</b>	<b>92.1</b>	<b>90</b>	<b>49</b>	<b>46</b>	<b>13</b>	<b>3</b>	<b>32</b>	<b>0</b>	<b>89</b>



2018 IN REVIEW



## 2018 SAN ANTONIO VS. CORPUS CHRISTI HOOKS

PLAYER	AVG	G	AB	R	H	2B	3B	HR	RBI	BB	IBB	SO	SB	CS	OBP	SLG	OPS
Allday, Forrestt	.409	7	22	3	9	1	0	0	1	4	0	4	0	1	.500	.465	.955
Allen, Austin	.197	19	76	7	15	4	0	2	7	5	0	21	0	0	.286	.329	.585
Batten, Matthew	.167	14	42	0	7	2	0	0	2	4	0	15	2	0	.239	.214	.453
Bousfield, Austin	.250	1	4	0	1	1	0	0	1	0	0	0	0	0	.250	.500	.750
Boykin, Rod	.184	14	49	6	9	0	1	0	1	3	0	25	2	0	.231	.224	.455
France, Ty	.241	21	79	11	19	4	0	4	13	8	1	19	0	1	.341	.443	.784
Gettys, Michael	.179	28	95	8	17	4	0	2	10	7	0	47	4	0	.233	.284	.517
Giron, Ruddy	.200	4	10	2	2	1	0	1	2	1	0	1	0	0	.273	.600	.873
Kohlwey, Taylor	.128	13	39	2	5	2	0	1	6	6	0	20	1	0	.271	.256	.527
Naylor, Josh	.287	27	101	13	29	4	0	3	15	12	0	16	1	1	.379	.416	.795
Overstreet, Kyle	.313	26	99	13	31	7	0	4	14	7	0	20	0	0	.385	.505	.890
Potts, Hudson	.158	6	19	1	3	0	0	0	3	5	0	8	0	0	.333	.158	.491
Reed, Buddy	.128	12	47	6	6	1	0	0	1	4	0	20	3	0	.196	.149	.345
Rivas, Webster	.273	15	55	6	15	2	0	2	8	7	0	13	0	0	.365	.418	.783
Schulz, Nick	.077	4	13	0	1	0	0	0	0	1	0	7	0	0	.143	.077	.220
Stevens, River	.107	12	28	6	3	1	0	0	1	4	0	7	0	0	.242	.143	.385
Tansel, Deion	.000	2	7	0	0	0	0	0	1	0	0	1	0	0	.125	.000	.125
Tatis Jr., Fernando	.218	15	55	11	12	1	1	2	4	11	0	23	2	2	.368	.382	.749
Van Cansan, Peter	.212	20	66	6	14	3	0	1	6	9	0	18	0	2	.307	.303	.610
<b>Team Total</b>	<b>.219</b>	<b>28</b>	<b>906</b>	<b>101</b>	<b>198</b>	<b>38</b>	<b>2</b>	<b>22</b>	<b>96</b>	<b>98</b>	<b>1</b>	<b>285</b>	<b>15</b>	<b>7</b>	<b>.304</b>	<b>.338</b>	<b>.642</b>

PITCHERS	W-L	ERAG	GS	CG	SHO	SV	SVO	IP	H	R	ER	HR	HB	BB	IBB	SO
Allen, Logan	0-1	3.50	3	0	0	0	0	18.0	18	7	7	1	0	5	0	15
Ashbeck, Elliot	1-0	18.001	0	0	0	0	1	1.0	4	2	2	0	0	0	0	2
Bachar, Lake	0-2	8.02	4	0	0	0	0	21.1	27	19	5	2	6	0	0	16
Blueberg, Colby	0-0	3.00	2	0	0	0	0	3.0	4	1	1	0	0	1	0	2
Castillo, Jose	0-0	0.00	2	0	0	1	1	2.0	2	0	0	0	0	0	0	3
Diaz, Miguel	0-1	2.25	4	0	0	1	1	12.0	8	3	3	1	0	4	0	11
Frank, Trevor	0-0	2.08	2	0	0	0	0	4.1	5	2	1	0	0	1	0	3
Huffman, Chris	1-0	0.60	4	0	0	0	0	15.0	5	1	1	1	0	5	0	10
Jester, Jason	1-3	13.509	0	0	0	0	2	10.2	20	17	16	0	0	3	0	8
Johnson, Erik	0-1	1.93	5	0	0	0	0	9.1	7	3	2	2	0	5	0	8
Keel, Jerry	1-0	5.40	4	0	0	0	0	23.1	27	14	14	2	0	6	0	21
Maton, Phil	0-0	3.38	3	0	0	0	0	2.2	3	1	1	1	0	1	0	3
Megill, Trevor	0-0	0.00	2	0	0	0	0	3.1	4	0	0	0	0	0	0	1
Munoz, Andres	0-1	7.71	3	0	0	1	2	2.1	4	2	2	0	0	3	0	1
Nix, Jacob	1-1	1.40	3	0	0	0	0	19.1	10	3	3	0	1	6	0	20
Overton, Dillon	0-0	0.00	1	0	0	0	0	1.1	1	0	0	0	0	0	0	2
Paddack, Chris	1-0	0.84	2	0	0	0	0	10.2	6	1	1	0	1	0	0	15
Quantrill, Cal	1-0	5.48	4	0	0	0	0	21.1	25	13	13	1	2	6	1	15
Radke, Travis	0-0	5.40	1	0	0	0	0	3.1	5	2	2	0	1	2	0	2
Rea, Colin	0-1	12.001	1	0	0	0	0	3.0	8	7	4	0	0	2	0	1
Reyes, Gerardo	0-1	2.00	7	0	0	1	2	9.0	5	3	2	0	2	0	0	11
Scholtens, Jesse	1-1	2.00	3	0	0	0	0	18.0	7	4	4	1	1	6	0	17
Simmons, Seth	0-1	6.00	2	0	0	0	0	3.0	5	2	2	0	0	3	0	1
Strahn, Matt	1-0	9.00	1	0	0	0	0	1.0	2	2	1	0	0	1	0	2
Weir, T.J.	1-1	2.70	4	0	0	0	0	6.2	3	4	2	1	0	2	0	7
Wick, Rowan	1-2	1.89	5	0	0	0	1	5.2	7	3	1	0	0	3	0	9
Wieck, Brad	0-0	0.00	5	0	0	0	0	6.0	5	0	0	0	0	2	0	3
Yardley, Eric	0-0	3.72	10	0	0	0	1	9.2	14	5	4	0	0	2	0	11
<b>Team Total</b>	<b>11-17</b>	<b>3.95</b>	<b>28</b>	<b>0</b>	<b>3</b>	<b>4</b>	<b>11</b>	<b>246.1</b>	<b>241</b>	<b>121</b>	<b>108</b>	<b>16</b>	<b>10</b>	<b>75</b>	<b>1</b>	<b>220</b>

2018 IN REVIEW





## 2018 CORPUS CHRISTI HOOKS VS. SAN ANTONIO

PLAYER	AVG	G	AB	R	H	2B	3B	HR	RBI	BB	IBB	SO	SB	CS	OBP	SLG	OPS
Alvarez, Yordan	.393	6	28	5	11	3	0	2	9	0	0	9	0	0	.393	.714	1.107
Benedetti, Carmen	.200	13	45	3	9	1	0	0	3	4	0	16	2	1	.265	.222	.488
Birk, Ryne	.207	23	82	10	17	1	2	0	2	6	1	16	1	2	.258	.268	.527
Cesar, Randy	.321	23	84	11	27	5	1	2	16	7	0	23	1	1	.376	.476	.853
Dawson, Ronnie	.323	8	31	6	10	4	1	1	5	4	0	8	3	1	.400	.613	1.013
De Goti, Alex	.261	19	69	12	18	4	0	3	11	2	0	19	1	3	.288	.449	.737
de Oleo, Eduardo	.292	8	24	4	7	1	0	0	3	0	0	6	0	0	.292	.333	.625
Dyckhoorn, Brock	.000	1	0	0	0	0	0	0	0	0	0	0	0	0	.000	.000	.000
Jones, Taylor	.245	24	94	7	23	6	0	4	13	8	0	28	0	0	.311	.436	.747
McCann, Brian	.333	2	6	1	2	0	0	1	3	1	0	1	0	0	.429	.833	1.262
McCormick, Chas	.300	17	60	10	18	5	1	0	8	5	0	8	3	1	.358	.417	.775
Quintana, Lorenzo	.271	14	48	8	13	4	0	1	4	2	0	15	1	1	.327	.417	.744
Ritchie, Jamie	.345	8	29	2	10	2	0	0	4	2	0	6	0	1	.387	.414	.801
Rojas, Josh	.274	26	95	11	26	7	0	1	8	13	0	14	10	7	.358	.379	.737
Sierra, Anibal	.213	15	47	6	10	3	0	0	5	2	0	11	1	0	.255	.277	.531
Straw, Myles	.282	12	42	7	11	0	0	1	2	7	0	7	7	1	.367	.333	.701
Tanielu, Nick	.278	5	18	0	5	0	0	0	3	1	0	2	1	0	.300	.278	.578
Tao-Hernandez, Abraham	.243	11	37	3	9	4	0	0	2	4	0	7	1	2	.364	.351	.715
Wrenn, Stephen	.165	23	91	15	15	4	1	0	10	7	0	24	6	0	.222	.231	.453
<b>Team Total</b>	<b>.259</b>	<b>28</b>	<b>930</b>	<b>121</b>	<b>241</b>	<b>54</b>	<b>6</b>	<b>16</b>	<b>111</b>	<b>75</b>	<b>1</b>	<b>220</b>	<b>38</b>	<b>21</b>	<b>.319</b>	<b>.382</b>	<b>.700</b>

PITCHERS	W-L	ERA	GS	CG	SHO	SV	SVO	IP	H	R	ER	HR	HB	BB	IBB	SO
Adcock, Brett	1-0	2.70	2	0	0	0	0	10.0	9	4	3	0	1	6	0	6
Alcala, Jorge	0-0	0.00	1	0	0	0	0	5.0	1	0	0	0	0	1	0	5
Bailey, Brandon	1-0	3.75	1	0	0	0	0	12.0	7	6	5	1	0	5	0	11
Bielak, Brandon	0-1	4.15	1	0	0	0	0	4.1	6	2	2	0	0	2	0	3
Blanco, Ronel	1-0	2.70	3	0	0	0	1	3.1	2	1	1	1	0	0	0	4
Bostick, Akeem	0-2	2.60	4	3	0	0	1	17.1	22	6	5	1	0	6	0	21
Bukauskas, J.B.	0-0	0.00	1	0	0	0	0	6.0	1	0	0	0	0	2	0	8
Deetz, Dean	0-0	0.00	1	0	0	0	0	1.0	0	0	0	0	0	0	0	1
Devenski, Chris	0-0	9.00	1	0	0	0	0	1.0	3	1	1	1	0	1	0	0
Dyckhoorn, Brock	0-0	6.00	1	0	0	0	0	3.0	3	2	2	0	1	1	0	3
Ferrell, Justin	2-1	6.97	6	0	0	0	1	2	10.1	8	9	8	2	0	5	12
Ferrell, Riley	1-0	3.00	6	0	0	0	3	3	9.0	3	3	3	1	1	4	13
Garza, Ralph	1-0	2.70	4	0	0	0	1	6.2	8	2	2	0	2	2	0	3
Hartman, Ryan	2-1	1.42	4	0	0	0	0	25.1	15	4	4	1	2	4	0	34
James, Josh	0-0	10.80	1	0	0	0	0	1.2	1	2	2	1	0	4	0	4
Martin, Corbin	1-0	1.83	4	2	0	0	0	19.2	14	6	4	1	0	3	0	26
Nunn, Chris	0-0	0.00	1	0	0	0	0	3.0	3	0	0	0	0	2	0	3
Perez, Cionel	2-0	2.77	3	2	0	0	0	13.0	10	4	4	1	0	4	0	19
Perez, Hector	0-0	0.00	1	0	0	0	0	5.0	1	0	0	0	0	2	0	4
Pinales, Erasmo	1-0	5.25	7	0	0	0	2	12.0	9	7	7	1	0	6	0	19
Quiala, Yoanys	1-2	6.52	4	0	0	0	0	19.1	24	14	14	3	2	10	0	14
Scheetz, Kit	1-0	0.68	7	0	0	0	2	13.1	11	2	1	0	3	0	0	10
Sierra, Carlos	0-0	4.50	3	0	0	0	0	6.0	3	3	3	2	0	3	0	5
Stutzman, Sean	0-2	81.00	0	0	0	0	2	0.1	2	3	3	2	1	0	0	1
Valdez, Framber	1-1	3.72	6	3	0	0	0	29.0	22	14	12	2	0	10	0	43
Whitley, Forrest	0-0	0.00	1	1	0	0	0	4.0	2	0	0	0	0	1	0	7
Winkelman, Alex	1-1	5.63	6	1	0	0	0	8.0	8	6	5	1	2	14	1	6
<b>Team Total</b>	<b>17-11</b>	<b>3.29</b>	<b>28</b>	<b>0</b>	<b>5</b>	<b>8</b>	<b>15</b>	<b>248.2</b>	<b>198</b>	<b>101</b>	<b>91</b>	<b>22</b>	<b>15</b>	<b>98</b>	<b>1</b>	<b>285</b>



## 2018 SAN ANTONIO VS. FRISCO ROUGHRIDERS

PLAYER	AVG	G	AB	R	H	2B	3B	HR	RBI	BB	IBB	SO	SB	CS	OBP	SLG	OPS
Allday, Forrest	.194	9	31	6	6	1	0	0	0	6	0	5	0	0	.324	.226	.550
Allen, Austin	.264	30	110	15	29	7	0	3	11	9	1	25	0	1	.328	.409	.737
Batten, Matthew	.303	12	33	6	10	1	1	1	2	4	0	12	1	0	.378	.485	.863
Bousfield, Auston	.250	4	12	3	3	2	1	0	2	3	0	3	1	0	.400	.583	.983
Boykin, Rod	.245	14	49	10	12	1	2	1	10	4	0	24	3	0	.302	.408	.710
France, Ty	.263	27	99	15	26	5	0	6	21	9	1	12	0	2	.364	.495	.859
Gettys, Michael	.282	29	103	15	29	7	1	3	15	6	0	24	6	2	.345	.456	.801
Giron, Ruddy	.111	2	9	2	1	0	0	0	0	0	0	4	0	0	.111	.111	.222
Kohlwey, Taylor	.278	14	36	6	10	2	1	1	5	7	0	12	0	0	.413	.472	.885
Naylor, Josh	.287	29	108	15	31	5	1	3	13	18	3	10	3	1	.398	.435	.834
Overstreet, Kyle	.273	29	110	7	30	5	0	1	8	8	0	9	2	0	.328	.345	.673
Potts, Hudson	.063	4	16	0	1	0	0	0	0	0	0	10	0	0	.063	.063	.125
Reed, Buddy	.160	12	50	2	8	3	0	0	8	3	0	19	4	2	.204	.220	.424
Rivas, Webster	.282	10	39	1	11	2	0	0	3	3	0	10	0	1	.333	.333	.667
Rosario, Eguay	.125	2	8	0	1	0	0	0	1	0	0	3	0	0	.222	.125	.347
Schulz, Nick	.194	13	36	6	7	0	0	3	6	10	0	14	2	1	.383	.444	.827
Stevens, River	.163	12	43	3	7	0	0	1	4	6	0	7	3	0	.265	.233	.498
Tatis Jr., Fernando	.298	20	84	18	25	6	1	6	12	5	0	29	6	1	.352	.607	.959
Van Cansan, Peter	.282	24	85	12	24	7	1	0	8	7	0	13	0	2	.333	.388	.722
<b>Team Total</b>	<b>.255</b>	<b>32</b>	<b>1061</b>	<b>142</b>	<b>271</b>	<b>54</b>	<b>9</b>	<b>29</b>	<b>129</b>	<b>108</b>	<b>5</b>	<b>245</b>	<b>31</b>	<b>13</b>	<b>.336</b>	<b>.405</b>	<b>.741</b>

PITCHERS	W-L	ERAG	GS	CG	SHO	SV	SVO	IP	H	R	ER	HR	HB	BB	IBB	SO
Allen, Logan	3-0	1.71	4	0	0	0	0	26.1	15	5	5	2	1	8	0	25
Ashbeck, Elliot	0-0	3.00	2	0	0	0	0	3.0	1	1	1	0	0	1	0	1
Bachar, Lake	1-1	3.93	4	0	0	0	0	18.1	19	8	8	3	0	7	0	10
Baez, Michel	0-0	1.50	1	0	0	0	0	6.0	6	2	1	0	0	2	0	6
Blueberg, Colby	0-1	0.00	2	0	0	0	0	3.0	1	1	0	0	1	1	0	3
Castillo, Jose	0-1	3.80	4	0	0	3	3	5.0	6	3	2	0	0	0	0	9
Diaz, Miguel	1-0	3.00	4	2	0	0	0	15.0	13	6	5	0	0	5	0	13
Frank, Trevor	0-0	0.00	1	0	0	0	0	1.0	1	0	0	0	0	0	0	0
Huffman, Chris	0-0	8.44	3	0	0	1	2	5.1	9	6	5	2	0	2	0	4
Jester, Jason	0-0	1.23	9	0	0	0	0	14.2	13	3	2	0	0	0	0	11
Johnson, Erik	1-1	10.80	3	0	0	0	0	3.1	4	4	4	2	0	2	0	6
Keel, Jerry	1-0	7.45	2	0	0	0	0	9.2	15	8	8	3	0	4	0	7
Maton, Phil	0-0	0.00	1	0	0	0	0	1.0	1	0	0	0	0	0	0	1
Megill, Trevor	1-0	6.75	3	0	0	0	1	4.0	3	3	3	0	0	3	0	3
Munoz, Andres	0-0	0.00	6	0	0	4	4	5.1	2	0	0	0	0	1	0	8
Nix, Jacob	0-2	3.93	3	0	0	0	0	18.1	20	9	8	3	0	0	0	10
Overton, Dillon	10-	5.40	2	0	0	0	0	5.0	5	3	3	1	0	2	0	9
Paddack, Chris	1-2	2.81	3	1	0	0	0	16.0	12	5	5	0	1	3	1	13
Quantrill, Cal	2-2	7.88	6	0	0	0	0	32.0	46	28	28	6	0	9	0	27
Ramirez, Emmanuel	1-0	0.00	1	1	0	0	0	6.0	4	0	0	0	0	1	0	6
Rea, Colin	0-0	0.00	1	0	0	0	0	4.2	0	0	0	0	0	4	0	5
Reyes, Gerardo	0-1	4.22	8	0	0	0	1	10.2	12	6	5	1	0	8	0	17
Scholtens, Jesse	2-2	3.78	5	0	0	0	0	33.1	40	20	14	1	1	8	0	28
Stock, Robert	1-0	0.00	1	0	0	0	0	1.0	0	0	0	0	0	0	0	2
Strahm, Matt	0-0	0.00	4	0	0	0	0	5.0	3	0	0	0	0	1	0	4
Weir, T.J.	0-0	1.29	5	0	0	0	0	7.0	5	1	1	0	0	0	0	6
Wick, Rowan	0-0	0.00	4	0	0	1	1	4.1	2	0	0	0	0	0	0	6
Wieck, Brad	0-1	3.00	6	0	0	3	3	6.0	4	2	2	0	0	3	0	11
Yardley, Eric	1-1	0.73	9	0	0	0	0	12.1	7	1	1	0	0	3	1	6
<b>Team Total</b>	<b>17-15</b>	<b>3.53</b>	<b>32</b>	<b>1</b>	<b>2</b>	<b>12</b>	<b>15</b>	<b>282.2</b>	<b>269</b>	<b>125</b>	<b>111</b>	<b>24</b>	<b>4</b>	<b>78</b>	<b>2</b>	<b>257</b>



## 2018 FRISCO ROUGHRIDERS VS. SAN ANTONIO

PLAYER	AVG	G	AB	R	H	2B	3B	HR	RBI	BB	IBB	SO	SB	CS	OBP	SLG	OPS
Alvarez, Eliezer	.252	28	107	16	27	4	3	5	17	10	0	41	7	2	.316	.486	.802
Andrus, Elvis	.000	3	11	0	0	0	0	0	0	1	0	2	0	0	.083	.000	.083
Beck, Preston	.260	26	100	12	26	6	0	3	14	8	1	20	0	0	.312	.410	.722
Cardona, Jose	.269	14	52	7	14	5	0	3	5	6	0	6	1	3	.345	.538	.883
Cole, Hunter	.191	12	47	3	9	1	0	1	3	4	0	16	0	1	.280	.277	.527
De Leon, Michael	.286	32	119	13	34	6	0	0	15	4	1	14	1	0	.304	.336	.640
Garay, Carlos	.313	18	67	8	21	4	0	1	7	2	0	7	0	0	.343	.418	.761
Gose, Anthony	.250	2	4	1	1	0	0	1	0	0	0	1	0	0	.280	.750	1.000
Hernandez, Yonny	.273	4	11	3	3	0	0	0	1	4	0	3	2	0	.438	.273	1.000
Hood, Destin	.262	18	61	5	16	4	0	2	7	3	0	20	1	1	.297	.426	.723
La O, Luis Yander	.257	19	70	7	18	2	1	1	12	1	0	16	2	1	.270	.357	.627
Marte, Luis	.159	12	44	3	7	3	0	0	3	0	0	8	0	0	.159	.227	.386
Mendez, Luis	.196	19	56	4	11	2	0	0	1	6	0	16	1	1	.274	.232	.506
Moorman, Chuck	.208	17	48	5	10	2	0	3	5	8	0	16	0	0	.321	.438	.759
Morgan, Josh	.167	7	24	2	4	1	1	1	5	2	0	8	0	0	.231	.417	.647
O'Banion, Austin	.125	2	8	1	1	0	0	0	0	0	0	4	0	0	.125	.125	.250
O'Neill, Michael	.269	27	104	15	28	7	1	1	6	8	0	21	8	1	.321	.385	.706
Prime, Correlle	.324	10	37	4	12	6	0	1	4	3	0	16	0	0	.375	.568	.943
Profar, Juremi	.283	17	60	6	17	4	0	0	8	4	0	11	0	0	.338	.350	.688
Rollin, Franklin	.250	3	12	4	3	1	0	0	2	1	0	4	3	0	.357	.333	.690
Trevino, Jose	.241	8	29	6	7	0	1	2	5	3	0	7	0	0	.303	.517	.820
<b>Team Total</b>	<b>.251</b>	<b>32</b>	<b>1071</b>	<b>125</b>	<b>269</b>	<b>58</b>	<b>8</b>	<b>24</b>	<b>120</b>	<b>78</b>	<b>2</b>	<b>257</b>	<b>26</b>	<b>10</b>	<b>.302</b>	<b>.387</b>	<b>.690</b>

PITCHERS	W-L	ERAG	GS	CG	SHO	SV	SVO	IP	H	R	ER	HR	HB	BB	IBB	SO
Arredondo, Edgar	0-2	3.31	3	0	0	0	0	16.1	20	6	6	1	3	4	0	14
Benjamin, Wes	1-1	1.83	3	0	0	0	0	19.2	11	4	4	3	0	3	0	19
Choplick, Adam	2-0	16.825	0	0	0	0	1	4.1	9	8	8	1	1	9	1	5
Cook, Clayton	0-0	0.00	1	0	0	0	1	1.0	0	1	0	0	0	1	0	1
Davis, Tyler	0-2	3.98	7	0	0	1	1	20.1	22	10	9	1	0	5	1	14
Fasola, John	0-2	1.80	3	0	0	0	0	5.0	7	3	1	0	0	4	1	5
Feigl, Brady	0-0	0.00	3	0	0	0	0	4.1	1	0	0	0	0	0	0	3
Garrett, Reed	0-1	2.77	10	0	0	0	5	6	13.0	8	6	4	1	0	6	8
Gose, Anthony	1-0	2.45	4	0	0	0	1	3.2	2	1	1	0	2	3	0	3
Hernandez, Jonathan	1-1	5.23	4	0	0	0	0	20.2	22	14	12	1	1	5	0	21
Huang, Wei-Chieh	0-0	7.71	1	0	0	0	0	2.1	3	2	2	0	1	1	0	3
Jensen, Chris	1-0	1.50	1	0	0	0	0	6.0	4	1	1	0	0	2	0	4
Jurado, Ariel	2-1	0.96	4	0	0	0	0	28.0	22	6	3	2	1	3	0	11
Martin, Brett	0-1	5.87	6	2	0	0	2	15.1	25	12	10	1	0	8	0	20
Mendez, Luis	0-0	13.50	1	0	0	0	0	1.1	2	2	2	1	2	3	0	0
Mendez, Yohander	0-0	6.75	2	0	0	0	0	12.0	10	9	9	3	1	5	0	11
Palmquist, Cody	0-0	4.50	3	0	0	0	0	4.0	4	2	2	1	0	0	0	4
Palumbo, Joe	1-0	1.80	1	0	0	0	0	5.0	3	1	1	0	0	1	0	8
Parks, Adam	1-1	7.00	7	0	0	1	1	9.0	13	7	7	1	2	2	0	11
Payano, Pedro	1-3	5.065	4	0	0	0	0	21.1	16	14	12	2	5	15	0	15
Pelham, C.D.	0-0	5.68	6	0	0	0	0	6.1	5	4	4	1	0	4	0	6
Pena, Richelson	0-1	1.89	3	0	0	0	0	19.0	17	4	4	2	1	3	1	12
Rodriguez, Ricardo	0-0	4.50	2	0	0	0	0	2.0	2	1	1	1	0	0	0	1
Slack, Ryne	0-1	5.87	7	0	0	0	1	7.2	9	5	5	3	0	5	0	5
Springs, Jeffrey	1-0	5.405	0	0	0	0	0	8.1	9	5	5	0	1	2	0	13
St. John, Locke	0-0	0.00	2	0	0	0	0	3.1	1	0	0	0	0	1	0	4
Topa, Justin	0-0	4.50	1	0	0	0	0	2.0	2	1	1	0	1	0	0	2
Vivas, Samir	1-0	0.00	1	0	0	0	0	1.2	1	0	0	0	0	2	0	4
Wagner, Tyler	1-0	1.29	1	0	0	0	0	7.0	3	1	1	0	0	2	0	6
Weickel, Walker	1-0	0.00	2	0	0	0	1	3.0	2	1	0	0	0	2	1	3
Wiles, Collin	0-0	7.20	1	0	0	0	0	5.0	6	4	4	1	1	1	0	7
Wiper, Cole	0-0	13.505	0	0	0	0	0	3.1	10	7	5	2	0	6	0	2
<b>Team Total</b>	<b>15-17</b>	<b>3.93</b>	<b>32</b>	<b>0</b>	<b>1</b>	<b>7</b>	<b>16</b>	<b>281.1</b>	<b>271</b>	<b>142</b>	<b>123</b>	<b>29</b>	<b>23</b>	<b>108</b>	<b>5</b>	<b>245</b>



2018 IN REVIEW

# 2018 SAN ANTONIO VS. MIDLAND ROCKHOUNDS

PLAYER	AVG	G	AB	R	H	2B	3B	HR	RBI	BB	IBB	SO	SB	CS	OBP	SLG	OPS
Allday, Forrest	.231	9	39	4	9	2	0	0	2	2	0	12	0	1	.268	.282	.550
Allen, Austin	.427	27	103	18	44	15	0	5	14	10	1	17	0	1	.478	.718	1.197
Batten, Matthew	.317	14	41	8	13	1	0	0	6	3	0	12	2	1	.378	.341	.719
Bousfield, Auston	.214	4	14	3	3	0	0	0	0	1	0	2	3	0	.383	.214	.567
Boykin, Rod	.236	16	55	7	13	3	0	3	10	6	0	26	1	1	.333	.455	.788
France, Ty	.243	28	103	18	25	6	1	4	23	7	0	13	0	0	.345	.437	.781
Gettys, Michael	.178	25	90	9	16	4	0	3	13	5	1	41	2	2	.229	.322	.551
Giron, Ruddy	.500	2	6	0	3	1	0	0	0	0	0	3	0	0	.500	.667	1.167
Kohlwey, Taylor	.324	20	68	13	22	4	1	0	3	8	0	9	1	4	.410	.412	.822
Naylor, Josh	.285	31	137	18	39	6	0	3	19	8	2	21	0	0	.324	.394	.718
Overstreet, Kyle	.314	27	102	11	32	3	0	3	16	8	1	17	0	0	.372	.431	.803
Potts, Hudson	.182	3	11	0	2	0	0	0	0	0	0	5	0	0	.250	.182	.432
Reed, Buddy	.308	9	39	8	12	0	0	1	5	3	0	9	8	1	.341	.385	.726
Rivas, Webster	.292	16	65	7	19	2	1	2	8	2	0	11	0	0	.313	.446	.760
Rosario, Eguay	.333	1	3	2	1	0	0	0	1	2	0	2	1	0	.600	.333	.933
Schulz, Nick	.125	9	32	2	4	1	0	0	0	4	0	7	0	0	.243	.156	.399
Stevens, River	.400	12	50	5	20	1	1	1	17	4	0	5	1	1	.485	.520	.975
Tatis Jr., Fernando	.280	21	82	23	23	5	0	2	10	9	0	20	5	1	.359	.415	.773
Van Gansen, Peter	.211	22	76	13	16	2	0	3	11	9	1	8	0	2	.291	.355	.646
<b>Team Total</b>	<b>.283</b>	<b>32</b>	<b>1116</b>	<b>169</b>	<b>316</b>	<b>56</b>	<b>4</b>	<b>30</b>	<b>158</b>	<b>91</b>	<b>6</b>	<b>240</b>	<b>24</b>	<b>15</b>	<b>.349</b>	<b>.421</b>	<b>.770</b>

PITCHERS	W-L	ERAG	GS	CG	SHO	SV	SVO	IP	H	R	ER	HR	HB	BB	IBB	SO	
Allen, Logan	5-2	1.99	7	6	0	0	0	40.2	32	12	9	3	1	9	0	43	
Ashbeck, Elliot	0-1	12.00	1	0	0	0	0	3.0	6	4	4	1	0	0	0	3	
Bachar, Lake	0-1	6.00	3	0	0	0	0	12.0	13	8	8	0	2	9	0	7	
Baez, Michel	0-1	9.00	1	0	0	0	0	4.0	6	4	4	0	0	3	0	4	
Blueberg, Colby	0-0	6.75	4	0	0	0	0	6.2	12	5	5	2	1	2	0	7	
Castillo, Jose	1-0	2.70	3	0	0	1	2	3.1	4	2	1	0	0	4	0	6	
Diaz, Miguel	2-0	2.40	4	2	0	0	0	15.0	6	4	4	2	1	9	0	15	
Frank, Trevor	0-0	7.36	2	0	0	0	0	3.2	6	3	3	2	0	1	0	4	
Huffman, Chris	0-0	0.00	2	0	0	0	0	4.0	1	0	0	0	0	1	0	3	
Hester, Jason	1-1	4.20	9	0	0	0	3	15.0	15	8	7	1	0	4	1	11	
Johnson, Erik	1-1	4.00	5	0	0	0	0	9.0	12	5	4	0	0	2	0	8	
Keel, Jerry	2-1	1.57	5	0	0	0	0	34.1	21	6	6	1	0	6	0	24	
Maton, Phil	0-0	0.00	1	0	0	0	0	2.0	1	0	0	0	0	0	0	3	
Megill, Trevor	0-0	0.00	1	0	0	0	0	3.0	1	0	0	0	0	2	0	2	
Munoz, Andres	0-0	0.00	3	0	0	0	0	3.0	2	0	0	0	0	0	0	2	
Nix, Jacob	1-0	0.82	2	0	0	0	0	11.0	7	1	1	0	2	3	0	9	
Overton, Dillon	0-0	0.00	1	0	0	0	0	1.0	1	0	0	0	0	0	0	1	
Quantrill, Cal	0-1	7.29	4	0	0	0	0	21.0	29	17	17	3	0	5	0	14	
Radke, Travis	0-0	2.25	2	1	0	0	0	8.0	7	2	2	0	0	0	0	6	
Ramirez, Emmanuel	0-1	5.14	1	0	0	0	0	7.0	8	4	4	0	0	2	0	6	
Rea, Colin	0-0	3.60	1	0	0	0	0	5.0	4	2	2	0	0	2	0	8	
Reyes, Gerardo	1-0	1.13	6	0	0	0	0	8.0	5	4	1	0	1	4	0	4	
Scholtens, Jesse	2-0	4.74	4	0	0	0	0	19.0	21	11	10	1	2	6	0	20	
Sexton, Danny	0-0	40.50	1	0	0	0	0	1.1	5	6	6	0	0	2	0	2	
Simmons, Seth	0-0	3.86	2	1	0	0	0	1	7.0	5	3	3	1	0	0	6	
Stock, Robert	0-0	2.25	3	0	0	0	1	4.0	3	1	1	0	0	1	0	5	
Strahm, Matt	0-0	0.00	1	0	0	0	0	1.0	1	0	0	0	0	1	0	3	
Weir, T.J.	1-0	1.50	5	0	0	0	0	6.0	5	2	1	0	0	2	0	9	
Wick, Rowan	0-2	10.89	0	0	0	0	2	8.1	10	10	10	0	0	12	1	13	
Wieck, Brad	1-0	2.57	7	0	0	0	4	6	7.0	4	4	2	1	0	1	0	7
Yardley, Eric	0-2	6.17	10	0	0	0	0	11.2	13	10	8	2	0	4	1	7	
<b>Team Total</b>	<b>18-14</b>	<b>3.88</b>	<b>32</b>	<b>0</b>	<b>5</b>	<b>8</b>	<b>18</b>	<b>285.0</b>	<b>266</b>	<b>138</b>	<b>123</b>	<b>20</b>	<b>11</b>	<b>96</b>	<b>3</b>	<b>262</b>	

2018 IN REVIEW

## 2018 MIDLAND ROCKHOUDS VS. SAN ANTONIO

PLAYER	AVG	G	AB	R	H	2B	3B	HR	RBI	BB	IBB	SO	SB	CS	OBP	SLG	OPS
Barrera, Luis	.345	8	29	7	10	3	1	0	5	0	0	3	5	0	.333	.517	.851
Bolt, Skye	.241	15	54	11	13	2	1	5	13	8	1	10	3	1	.349	.593	.942
Brown, Seth	.254	31	122	14	31	8	0	4	22	5	0	35	0	0	.283	.418	.701
Chavez, Santiago	.294	7	17	5	5	2	0	0	1	1	0	2	0	0	.333	.412	.745
Diaz, Edwin	.091	9	33	1	3	2	0	0	0	3	0	12	0	0	.167	.152	.318
Goldstein, Jason	.211	5	19	2	4	1	0	0	0	2	0	6	0	0	.286	.263	.549
Heim, Jonah	.038	8	26	0	1	0	0	0	0	4	0	2	0	0	.167	.038	.205
Marincov, Tyler	.203	23	74	7	15	3	0	3	7	6	0	24	4	1	.263	.365	.627
Martin, Richie	.290	28	107	15	31	5	1	2	8	12	0	20	8	3	.367	.411	.778
Mondou, Nate	.366	12	41	2	15	2	0	0	7	2	0	5	1	1	.426	.415	.840
Murphy, Sean	.319	18	72	11	23	10	0	1	17	3	0	14	1	0	.342	.500	.842
Ramirez, Tyler	.282	32	117	18	33	7	0	1	15	16	0	36	2	3	.380	.368	.747
Siddall, Brett	.138	17	58	2	8	2	0	0	3	5	1	16	1	0	.206	.172	.379
Sportman, J.P.	.284	21	81	13	23	4	1	2	10	2	0	13	4	3	.314	.432	.746
Vertigan, Brett	.250	18	64	9	16	2	0	0	3	9	0	17	4	1	.338	.281	.619
White, Eli	.257	29	113	15	29	5	3	0	9	15	1	26	3	3	.349	.354	.703
White, Mikey	.128	14	47	6	6	0	0	2	3	3	0	21	0	0	.180	.255	.435
<b>Team Total</b>	<b>.248</b>	<b>32</b>	<b>1074</b>	<b>138</b>	<b>266</b>	<b>58</b>	<b>7</b>	<b>20</b>	<b>123</b>	<b>96</b>	<b>3</b>	<b>262</b>	<b>36</b>	<b>16</b>	<b>.314</b>	<b>.371</b>	<b>.685</b>

PITCHERS	W-L	FRAG	GS	CG	SHO	SV	SVO	IP	H	R	ER	HR	HB	BB	IBB	SO
Blackwood, Nolan	2-0	3.14	10	0	0	0	1	14.1	13	6	5	1	1	3	1	12
Bowers, Heath	0-0	2.25	1	1	0	0	0	4.0	4	1	1	1	1	0	0	3
Bracewell, Ben	0-2	5.96	4	0	0	0	0	22.2	29	16	15	4	4	5	0	24
Bragg, Sam	2-0	1.88	7	1	0	0	0	14.1	12	4	3	0	2	3	0	6
Camacho, Joseph	0-0	0.00	1	0	0	0	0	0.2	1	0	0	0	0	0	0	0
Cochran-Gill, Trey	0-0	9.64	5	0	0	0	0	9.1	16	10	10	1	2	4	0	7
Dunshie, Parker	2-2	2.19	4	0	0	0	0	24.2	28	9	6	2	3	4	0	26
Finnegan, Kyle	0-0	4.50	6	0	0	4	4	6.0	5	6	3	0	0	3	0	7
Friedrichs, Kyle	1-2	7.02	4	3	0	0	0	16.2	16	13	13	3	2	11	0	11
Gorman, John	2-1	2.55	12	0	0	0	1	17.2	16	6	5	1	0	4	2	14
Healy, Tucker	0-0	4.50	3	0	0	0	0	4.0	3	2	2	2	0	1	0	3
Howard, Brian	2-1	4.09	4	4	0	0	0	22.0	20	11	10	1	1	10	0	15
Kiekhefer, Dean	0-0	9.00	1	0	0	0	1	1.0	2	1	1	0	0	0	0	1
Krall, Pat	0-0	27.00	1	0	0	0	1	0.2	3	2	2	0	0	1	0	1
Luzardo, Jesus	0-1	2.25	4	4	0	0	0	20.0	13	6	5	2	0	3	0	28
Martin, Jarret	0-1	6.10	10	0	0	0	0	10.1	11	11	7	0	4	8	1	12
Romero, Miguel	1-0	2.70	4	0	0	0	1	6.2	4	3	2	0	0	1	0	8
Ruiz, Norge	0-1	2.76	3	0	0	0	0	16.1	19	6	5	2	1	4	0	16
Sanchez, Jake	0-0	4.50	2	0	0	0	2	2.0	2	1	1	0	0	2	0	0
Seddon, Joel	2-1	4.13	6	3	0	0	0	24.0	28	12	11	5	1	7	0	13
Shore, Logan	0-2	6.00	3	3	0	0	0	18.0	22	12	12	3	0	4	0	10
Stull, Cody	0-1	4.50	5	0	0	0	0	8.0	13	5	4	0	0	2	1	6
Walter, Corey	0-2	12.91	2	0	0	0	1	15.1	32	23	22	1	2	9	1	9
Wendelken, J.B.	0-1	6.23	3	0	0	0	0	4.1	4	3	3	1	0	2	0	8
<b>Team Total</b>	<b>14-18</b>	<b>4.71</b>	<b>32</b>	<b>0</b>	<b>0</b>	<b>7</b>	<b>12</b>	<b>283.0</b>	<b>316</b>	<b>169</b>	<b>148</b>	<b>30</b>	<b>24</b>	<b>91</b>	<b>6</b>	<b>240</b>



## 2018 SAN ANTONIO VS. NORTHWEST ARKANSAS NATURALS

PLAYER	AVG	G	AB	R	H	2B	3B	HR	RBI	BB	IBB	SO	SB	CS	OBP	SLG	OPS
Allday, Forrest	.412	4	17	3	7	1	0	0	0	0	3	0	0	0	.412	.471	.882
Allen, Austin	.286	10	35	4	10	0	0	2	5	5	2	5	0	0	.366	.457	.823
Batten, Matthew	.364	3	11	3	4	0	0	0	1	2	0	2	1	0	.462	.364	.825
Bousfield, Auston	.125	2	8	0	1	0	0	0	0	0	0	3	0	0	.125	.125	.250
Boykin, Rod	.217	7	23	3	5	0	0	0	0	4	0	11	1	1	.333	.217	.551
France, Ty	.234	12	47	5	11	2	0	1	5	3	0	12	0	0	.294	.340	.635
Gettys, Michael	.225	12	40	6	9	1	1	2	4	2	0	14	0	0	.262	.450	.712
Kohlwey, Taylor	.300	4	10	0	3	0	0	0	0	0	0	2	0	0	.300	.300	.600
Naylor, Josh	.295	12	44	4	13	1	0	1	6	11	2	7	1	2	.436	.386	.823
Overstreet, Kyle	.302	12	43	5	13	5	1	1	3	4	0	7	0	0	.362	.535	.897
Rivas, Webster	.273	6	22	0	6	0	0	0	0	0	0	4	0	0	.273	.273	.545
Schulz, Nick	.250	6	20	1	5	0	0	1	4	3	0	5	0	1	.348	.400	.748
Stevens, River	.000	2	8	1	0	0	0	0	1	0	0	2	0	0	.000	.000	.000
Tatis Jr., Fernando	.370	11	46	10	17	0	1	2	6	3	0	15	1	0	.400	.543	.943
Van Ganssen, Peter	.154	10	26	3	4	1	0	0	3	1	0	4	0	0	.172	.192	.365
<b>Team Total</b>	<b>.270</b>	<b>12</b>	<b>400</b>	<b>48</b>	<b>108</b>	<b>11</b>	<b>3</b>	<b>10</b>	<b>38</b>	<b>38</b>	<b>4</b>	<b>96</b>	<b>4</b>	<b>4</b>	<b>.332</b>	<b>.388</b>	<b>.719</b>

PITCHERS	W-L	ERAG	GS	CG	SHO	SV	SVO	IP	H	R	ER	HR	HB	BB	IBB	SO	
Allen, Logan	0-1	2.77	2	0	0	0	0	13.0	8	4	4	0	1	3	0	17	
Bachar, Lake	0-0	2.25	1	0	0	0	1	4.0	3	1	1	1	0	0	0	2	
Blueberg, Colby	1-0	6.35	3	0	0	0	0	5.2	5	4	4	1	0	3	0	9	
Carkuff, Jared	0-0	0.00	1	0	0	0	0	2.0	0	0	0	0	0	0	0	1	
Castillo, Jose	0-0	18.00	1	0	0	0	0	1.0	1	2	2	0	0	3	0	2	
Diaz, Miguel	1-1	2.16	2	1	0	0	0	8.1	5	2	2	1	0	1	0	7	
Frank, Trevor	0-0	0.00	2	0	0	0	0	3.1	1	0	0	0	0	1	0	1	
Jester, Jason	0-0	2.70	3	0	0	0	0	3.1	6	1	1	0	0	0	0	5	
Johnson, Erik	0-0	0.00	2	0	0	0	0	2.0	2	0	0	0	0	0	0	2	
Keel, Jerry	1-0	1.80	1	1	0	0	0	5.0	7	1	1	0	1	1	0	9	
Munoz, Andres	1-0	0.00	2	0	0	0	0	2.1	2	0	0	0	0	2	0	2	
Overton, Dillon	0-0	3.00	2	0	0	0	0	3.0	1	1	1	1	0	0	0	0	
Quantrill, Cal	1-1	0.82	2	0	0	0	0	11.0	7	2	1	0	1	4	0	11	
Reyes, Gerardo	0-0	0.00	1	0	0	0	0	1.1	3	2	0	0	0	0	0	3	
Scholtens, Jesse	1-1	2.55	4	4	0	0	0	24.2	18	7	7	2	0	3	0	25	
Stock, Robert	0-0	0.00	2	0	0	0	0	2.0	2	2	0	0	0	1	0	5	
Strahm, Matt	0-0	0.00	1	1	0	0	0	3.0	2	0	0	0	0	0	0	4	
Weir, T.J.	1-0	1.93	2	1	0	0	0	4.2	3	1	1	0	0	0	0	3	
Wick, Rowan	0-0	0.00	3	0	0	0	1	3.0	0	1	0	0	0	0	0	4	
Wieck, Brad	0-0	0.00	2	0	0	0	0	1.1	1	0	0	0	0	1	0	3	
Yardley, Eric	0-1	9.00	2	0	0	0	0	2.0	4	3	2	0	0	1	0	2	
<b>Team Total</b>	<b>7-5</b>	<b>2.29</b>	<b>12</b>	<b>12</b>	<b>0</b>	<b>0</b>	<b>2</b>	<b>3</b>	<b>106.0</b>	<b>81</b>	<b>34</b>	<b>27</b>	<b>6</b>	<b>3</b>	<b>24</b>	<b>0</b>	<b>117</b>



## 2018 NORTHWEST ARKANSAS NATURALS VS. SAN ANTONIO

PLAYER	AVG	G	AB	R	H	2B	3B	HR	RBI	BB	IBB	SO	SB	CS	OBP	SLG	OPS
Brontsema, John	.111	3	9	1	1	0	0	0	0	0	0	4	0	0	.111	.111	.222
Deweese, Donnie	.174	6	23	1	4	1	1	0	2	0	0	9	1	0	.174	.304	.478
Dini, Nick	.429	5	14	1	6	2	0	0	0	0	0	4	0	0	.429	.571	1.000
Duenez, Samir	.261	6	23	2	6	2	0	0	2	2	0	8	1	0	.320	.348	.668
Escalera, Alfredo	.143	4	14	0	2	0	0	0	0	0	0	6	2	0	.143	.143	.286
Esposito, Nathan	.167	3	6	1	1	0	0	0	0	1	0	1	0	0	.286	.167	.452
Fernandez, Xavier	.000	3	8	0	0	0	0	0	0	0	0	2	0	0	.000	.000	.000
Flores, Jecksson	.371	9	35	5	13	2	0	1	2	2	0	7	2	1	.405	.514	.920
Florez, Kelvin	.167	5	18	1	3	0	0	0	2	1	0	6	0	1	.211	.167	.377
Hernandez, Elier	.100	11	40	3	4	1	0	0	3	2	0	13	2	1	.140	.125	.265
Lee, Khalil	.214	5	14	1	3	0	0	0	2	3	0	4	1	1	.389	.214	.603
Liddi, Alex	.185	9	27	3	5	0	0	2	5	1	0	11	1	0	.214	.407	.622
Lopez, Nicky	.250	5	16	3	4	0	1	0	0	4	0	2	1	1	.400	.375	.775
Mejia, Erick	.174	12	46	1	8	1	1	0	4	2	0	11	4	3	.208	.239	.447
Miller, Anderson	.214	9	28	5	6	2	0	1	1	2	0	7	0	1	.290	.393	.683
Perez, Salvador	.333	3	9	1	3	0	0	1	3	0	0	2	0	0	.364	.667	1.03
Peterson, Kort	.217	6	23	2	5	2	1	0	2	0	0	9	0	0	.217	.391	.609
Toups, Corey	.286	6	21	2	6	1	0	1	3	3	0	10	3	0	.375	.476	.851
Villegas, Luis	.167	3	6	1	1	0	0	0	0	1	0	1	0	0	.286	.167	.452
<b>Team Total</b>	<b>.213</b>	<b>12</b>	<b>380</b>	<b>34</b>	<b>81</b>	<b>14</b>	<b>4</b>	<b>6</b>	<b>31</b>	<b>24</b>	<b>0</b>	<b>117</b>	<b>18</b>	<b>9</b>	<b>.264</b>	<b>.318</b>	<b>.582</b>

PITCHERS	W-L	ERAG	GS	CG	SHO	SV	SVO	IP	H	R	ER	HR	HB	BB	IBB	SO	
Adam, Jason	1-0	0.00	3	0	0	0	0	6.2	2	0	0	0	0	1	0	7	
Brickhouse, Bryan	0-2	6.75	2	0	0	0	0	1.1	3	3	1	0	0	3	1	2	
Buchholz, Clay	0-0	0.00	1	1	0	0	0	4.2	1	0	0	0	0	2	0	5	
Fernandez, Pedro	1-0	1.93	4	1	0	0	0	9.1	10	2	2	1	0	1	0	7	
Gavin, Grant	0-0	0.00	1	0	0	0	0	1.0	2	0	0	0	0	0	0	2	
Griffin, Foster	1-2	5.82	3	0	0	0	0	14.2	20	10	9	1	0	4	0	10	
Hernandez, Arnaldo	0-0	3.18	2	0	0	0	0	11.1	13	5	4	1	0	5	0	10	
Kalish, Jake	0-0	2.70	2	0	0	0	0	3.1	4	3	1	0	0	0	0	5	
Lovvorn, Zach	0-0	3.00	1	1	0	0	0	6.0	6	2	2	1	0	0	0	5	
Machado, Andres	0-1	0.00	2	0	0	0	0	2.0	4	1	0	0	0	3	2	0	
Marte, Yunior	0-0	0.00	2	0	0	0	1	1	4.1	1	0	0	0	0	3	0	5
Newberry, Jake	0-0	0.00	4	0	0	2	2	4.2	2	0	0	0	0	0	0	6	
Ogando, Emilio	1-1	5.40	2	0	0	0	0	10.0	14	6	6	3	0	6	0	8	
Ray, Corey	0-0	19.292	0	0	0	0	0	2.1	4	6	5	2	0	3	0	3	
Selman, Sam	0-0	0.00	2	0	0	0	0	3.0	2	0	0	0	0	2	0	5	
Sparkman, Glenn	1-1	3.72	2	0	0	0	0	9.2	10	4	4	0	1	0	0	8	
Speier, Gabe	0-0	4.50	3	0	0	0	0	2.0	2	2	1	0	0	0	0	0	
Terrero, Franco	0-0	2.00	5	0	0	0	1	9.0	8	4	2	1	0	5	1	8	
<b>Team Total</b>	<b>5-7</b>	<b>3.16</b>	<b>12</b>	<b>0</b>	<b>2</b>	<b>3</b>	<b>4</b>	<b>105.1</b>	<b>108</b>	<b>48</b>	<b>37</b>	<b>10</b>	<b>1</b>	<b>38</b>	<b>4</b>	<b>96</b>	



2018 IN REVIEW

# 2018 SAN ANTONIO VS. SPRINGFIELD CARDINALS

PLAYER	AVG	G	AB	R	H	2B	3B	HR	RBI	BB	IBB	SO	SB	CS	OBP	SLG	OPS
Allday, Forrest	.250	3	8	0	2	0	0	0	1	0	0	1	0	0	.250	.250	.500
Allen, Austin	.326	11	43	5	14	1	0	3	5	3	1	7	0	0	.383	.558	.941
Allen, Logan	.000	1	2	0	0	0	0	0	0	0	0	1	0	0	.000	.000	.000
Ashbeck, Elliot	.000	1	0	0	0	0	0	0	0	0	0	0	0	0	.000	.000	.000
Bachar, Lake	.000	4	7	0	0	0	0	0	0	0	0	1	0	0	.000	.000	.000
Batten, Matthew	.261	8	23	3	6	1	0	1	6	6	0	5	2	0	.414	.435	.849
Blueberg, Colby	.000	1	0	0	0	0	0	0	0	0	0	0	0	0	.000	.000	.000
Boykin, Rod	.188	6	16	3	3	0	0	0	1	2	0	7	0	0	.278	.188	.465
Diaz, Miguel	.000	2	2	0	0	0	0	0	0	0	0	2	0	0	.000	.000	.000
France, Ty	.318	7	22	4	7	0	0	1	5	2	0	6	0	0	.357	.455	.812
Frank, Trevor	.000	2	1	0	0	0	0	0	0	0	0	0	0	0	.000	.000	.000
Gettys, Michael	.378	10	37	7	14	1	1	3	4	4	0	9	1	1	.439	.703	1.142
Huffman, Chris	.000	1	0	0	0	0	0	0	0	0	0	0	0	0	.000	.000	.000
Jester, Jason	.000	3	1	0	0	0	0	0	0	0	0	1	0	0	.000	.000	.000
Johnson, Erik	.000	1	0	0	0	0	0	0	0	0	0	0	0	0	.000	.000	.000
Keel, Jerry	.000	2	3	0	0	0	0	0	0	0	0	1	0	0	.000	.000	.000
Kohlwey, Taylor	.429	9	21	1	9	0	1	1	4	2	0	4	2	0	.478	.667	1.145
Megill, Trevor	.000	1	0	0	0	0	0	0	0	0	0	0	0	0	.000	.000	.000
Munoz, Andres	.000	2	0	0	0	0	0	0	0	0	0	0	0	0	.000	.000	.000
Naylor, Josh	.281	8	32	2	9	2	0	0	2	5	1	6	0	0	.395	.344	.738
Overstreet, Kyle	.200	11	45	5	9	1	0	0	2	2	0	6	0	0	.234	.222	.456
Paddack, Chris	.500	1	2	0	1	0	0	0	1	0	0	0	0	0	.500	.500	1.000
Potts, Hudson	.250	3	12	4	3	0	0	2	2	3	0	2	1	0	.400	.750	1.15
Quantrill, Cal	.000	1	3	0	0	0	0	0	0	0	0	2	0	0	.000	.000	.000
Rea, Colin	.000	2	2	0	0	0	0	0	0	0	0	1	0	0	.000	.000	.000
Reed, Buddy	.174	5	23	3	4	1	0	0	1	1	0	6	3	0	.208	.217	.426
Reyes, Gerardo	.000	4	0	0	0	0	0	0	0	0	0	0	0	0	.000	.000	.000
Rivas, Webster	.500	2	8	1	4	0	0	0	1	0	0	0	0	0	.500	.500	1.000
Scholten, Jesse	.000	2	4	0	0	0	0	0	0	1	0	3	0	0	.200	.000	.200
Schulz, Nick	.000	4	5	1	0	0	0	0	0	2	0	2	0	0	.286	.000	.286
Stevens, River	.500	2	4	0	2	0	0	0	0	0	0	0	0	0	.500	.500	1.000
Tatis Jr., Fernando	.292	6	24	3	7	2	1	0	0	1	0	5	1	0	.320	.458	.778
Van Ganssen, Peter	.375	10	32	4	12	2	0	0	5	4	0	2	0	0	.444	.438	.882
Wick, Rowan	.000	3	0	0	0	0	0	0	0	0	0	0	0	0	.000	.000	.000
Wieck, Brad	.000	2	0	0	0	0	0	0	0	0	0	0	0	0	.000	.000	.000
<b>Team Total</b>	<b>.277</b>	<b>11</b>	<b>382</b>	<b>46</b>	<b>106</b>	<b>11</b>	<b>3</b>	<b>11</b>	<b>40</b>	<b>38</b>	<b>2</b>	<b>80</b>	<b>10</b>	<b>1</b>	<b>.345</b>	<b>.408</b>	<b>.753</b>

PITCHERS	W-L	ERAG	GS	CG	SHO	SV	SVO	IP	H	R	ER	HR	HB	BB	IBB	SO
Allen, Logan	0-1	8.44	1	0	0	0	0	5.1	5	6	5	1	1	1	0	6
Ashbeck, Elliot	0-1	18.00	0	0	0	0	1	1.0	2	2	2	0	0	1	0	0
Bachar, Lake	1-1	5.71	4	2	0	0	0	17.1	22	13	11	3	0	9	0	13
Blueberg, Colby	0-0	0.00	1	0	0	0	0	1.0	2	0	0	0	1	0	0	0
Diaz, Miguel	0-0	1.50	2	0	0	1	1	6.0	5	1	1	0	0	2	0	9
Frank, Trevor	0-0	0.00	2	0	0	0	0	3.2	1	0	0	0	0	0	0	2
Huffman, Chris	0-0	0.00	1	0	0	0	1	1.0	1	0	0	0	0	1	0	1
Jester, Jason	0-0	1.69	3	0	0	0	0	5.1	6	2	1	1	0	1	0	5
Johnson, Erik	0-0	0.00	1	0	0	0	0	1.0	0	0	0	0	0	0	0	0
Keel, Jerry	1-1	8.38	2	0	0	0	0	9.2	18	9	9	0	0	3	0	7
Megill, Trevor	0-0	5.40	1	0	0	0	0	1.2	3	1	1	0	0	0	0	0
Munoz, Andres	1-0	0.00	2	0	0	0	0	2.0	1	0	0	0	0	2	0	2
Paddack, Chris	0-0	1.80	1	0	0	0	0	5.0	4	1	1	0	0	0	0	4
Quantrill, Cal	1-0	0.00	1	0	0	0	0	7.0	3	0	0	0	1	1	0	10
Rea, Colin	0-2	10.13	2	0	0	0	0	8.0	14	10	9	2	1	4	0	5
Reyes, Gerardo	0-0	4.50	4	0	0	0	1	4.0	4	2	2	0	0	1	0	5
Scholten, Jesse	1-0	0.69	2	0	0	0	0	13.0	9	1	1	0	1	1	0	8
Stevens, River	0-0	0.00	3	0	0	0	0	4.0	1	0	0	0	0	1	0	6
Wick, Rowan	0-0	0.00	2	0	0	0	1	1.0	2	0	0	0	0	0	0	2
Wieck, Brad	0-0	0.00	2	0	0	0	1	1.0	2	0	0	0	0	0	0	2
<b>Team Total</b>	<b>5-6</b>	<b>3.95</b>	<b>11</b>	<b>0</b>	<b>2</b>	<b>3</b>	<b>5</b>	<b>98.0</b>	<b>102</b>	<b>48</b>	<b>43</b>	<b>7</b>	<b>5</b>	<b>28</b>	<b>0</b>	<b>85</b>

2018 IN REVIEW



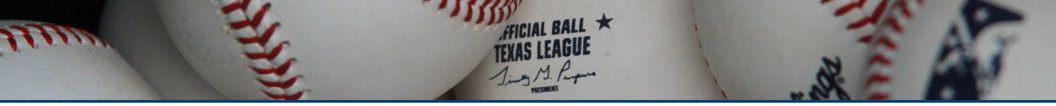


## 2018 SPRINGFIELD CARDINALS VS. SAN ANTONIO

PLAYER	AVG	C	AB	R	H	2B	3B	HR	RBI	BB	IBB	SO	SB	CS	OBP	SLG	OPS
Arias, Estarlin	.000	2	0	0	0	0	0	0	0	0	0	0	0	0	.000	.000	.000
Billings, Shane	.167	4	6	0	1	0	0	0	0	1	0	1	0	0	.286	.167	.452
Carter, Eric	.000	1	0	0	0	0	0	0	0	0	0	0	0	0	.000	.000	.000
Chinae, Chris	.080	6	25	0	2	0	0	0	1	1	0	6	0	0	.115	.080	.195
Drake, Blake	.308	8	26	3	8	1	0	2	4	2	0	3	1	0	.357	.577	.934
Dykstra, Luke	.000	2	4	1	0	0	0	0	0	1	0	2	0	0	.200	.000	.200
Edman, Tommy	.333	9	39	10	13	3	0	1	5	3	0	4	2	1	.381	.487	.868
Elledge, Seth	.500	3	2	0	1	0	0	0	0	0	0	0	0	0	.500	.500	1.000
Ellis, Chris	.000	1	2	0	0	0	0	0	0	0	0	1	0	0	.000	.000	.000
Evans, Jacob	.000	3	0	0	0	0	0	0	0	0	0	0	0	0	.000	.000	.000
Fernandez, Junior	.000	1	0	0	0	0	0	0	0	0	0	0	0	0	.000	.000	.000
Garcia, Elniery	.000	2	0	0	0	0	0	0	0	0	0	0	0	0	.000	.000	.000
Godoy, Jose	.286	2	7	2	2	1	0	0	0	1	0	0	0	0	.375	.429	.804
Goetzman, Granden	.200	6	20	1	4	1	1	0	4	0	0	3	1	0	.200	.350	.550
Gonzalez, Derian	.000	2	0	0	0	0	0	0	0	0	0	0	0	0	.000	.000	.000
Greene, Conner	.000	1	0	0	0	0	0	0	0	0	0	0	0	0	.000	.000	.000
Jones, Connor	.000	2	2	1	0	0	0	0	0	1	0	2	0	0	.333	.000	.333
Knizner, Andrew	.222	2	9	0	2	0	0	0	0	0	0	2	0	0	.222	.222	.444
Latcham, Will	.000	1	0	0	0	0	0	0	0	0	0	0	0	0	.000	.000	.000
Martinez, Jeremy	.067	6	15	1	1	0	0	0	0	0	0	2	0	0	.067	.067	.133
Martinez, Jose	.000	3	9	1	0	0	0	0	0	3	0	4	0	0	.250	.000	.250
McKinney, Ian	1.000	2	1	0	1	0	0	0	0	0	0	0	0	0	1.000	1.000	2.000
Medina, Yeison	.000	2	1	0	0	0	0	0	0	0	0	0	0	0	.000	.000	.000
Meisner, Casey	.500	2	4	0	2	0	0	0	0	0	0	2	0	0	.500	.500	1.000
Mendoza, Evan	.308	10	39	3	12	0	0	0	2	4	0	7	0	0	.386	.308	.694
Mendoza, Hector	.000	1	0	0	0	0	0	0	0	0	0	0	0	0	.000	.000	.000
Mieses, Johan	.158	5	19	2	3	2	0	0	4	1	0	7	0	0	.200	.263	.463
Molina, Yadier	.000	2	5	0	0	0	0	0	1	0	0	1	0	0	.143	.000	.143
Nogowski, John	.474	5	19	5	9	0	0	1	4	2	0	0	0	0	.545	.632	1.177
Pearce, Matt	.000	3	5	0	0	0	0	0	0	0	0	4	0	0	.000	.000	.000
Pinder, Chase	.250	3	8	0	2	0	0	0	1	1	0	2	0	0	.333	.250	.583
Ramirez, Roel	.000	2	0	0	0	0	0	0	0	0	0	0	0	0	.000	.000	.000
Roache, Victor	.333	8	27	1	9	1	0	1	6	3	0	10	0	0	.387	.481	.869
Santos, Ramon	.000	2	0	0	0	0	0	0	0	0	0	0	0	0	.000	.000	.000
Shew, Anthony	.125	3	8	2	1	0	0	0	0	0	0	2	0	0	.125	.125	.250
Sosa, Edmundo	.412	4	17	3	7	2	0	0	5	0	0	5	0	0	.444	.529	.974
Spitz, Thomas	.333	4	9	3	3	1	0	0	0	1	0	4	1	1	.400	.444	.844
Thomas, Lane	.333	5	21	3	7	2	0	2	8	0	0	3	0	1	.318	.714	1.032
Thomson, Colton	.000	1	0	0	0	0	0	0	0	0	0	0	0	0	.000	.000	.000
Trosclair, Stefan	.529	4	17	5	9	0	0	0	2	1	0	5	0	1	.556	.529	1.085
Young, Andy	.200	4	15	1	3	0	1	0	0	2	0	3	0	0	.333	.333	.667
<b>Team Total</b>	<b>.268</b>	<b>11</b>	<b>381</b>	<b>48</b>	<b>102</b>	<b>14</b>	<b>2</b>	<b>7</b>	<b>47</b>	<b>28</b>	<b>0</b>	<b>85</b>	<b>5</b>	<b>4</b>	<b>.324</b>	<b>.370</b>	<b>.694</b>

PITCHERS	W-L	ERAG	GS	CG	SHO	SV	SVO	IP	H	R	ER	HR	HB	BB	IBB	SO	
Arias, Estarlin	0-1	3.00	2	0	0	0	0	3.0	5	1	1	0	0	0	0	4	
Carter, Eric	0-0	0.00	1	0	0	0	0	0.1	0	0	0	0	0	1	0	1	
Elledge, Seth	0-1	9.64	3	0	0	0	2	3	4	2	5	5	0	0	4	2	
Ellis, Chris	1-0	0.00	1	0	0	0	0	6.0	4	0	0	0	0	2	0	8	
Evans, Jacob	0-0	1.69	3	0	0	0	0	5.1	8	4	1	0	0	2	0	4	
Fernandez, Junior	0-0	0.00	1	0	0	0	0	1.0	0	0	0	0	0	1	0	1	
Garcia, Elniery	0-0	6.75	2	0	0	0	0	1.1	3	1	1	0	0	3	0	2	
Gonzalez, Derian	0-0	20.25	2	0	0	0	0	1.1	3	3	3	0	0	2	0	1	
Greene, Conner	0-0	0.00	1	0	0	0	0	0.2	2	4	0	0	0	2	0	1	
Jones, Connor	1-1	3.27	2	0	0	0	0	11.0	12	6	4	3	0	2	0	7	
Latcham, Will	0-0	0.00	1	0	0	0	0	1.1	1	0	0	0	0	0	0	0	
McKinney, Ian	0-0	8.31	2	0	0	0	0	4.1	6	4	4	1	0	3	0	3	
Medina, Yeison	0-0	0.00	2	0	0	0	0	3.0	3	0	0	0	0	1	0	3	
Meisner, Casey	1-0	2.25	2	0	0	0	0	12.0	10	3	3	1	0	6	0	7	
Mendoza, Hector	0-0	9.00	1	0	0	0	0	1.0	1	1	1	1	0	0	0	0	
Pearce, Matt	0-2	3.24	3	0	0	0	0	16.2	19	6	6	2	1	6	0	16	
Ramirez, Roel	0-0	0.00	2	0	0	0	0	2.1	0	0	0	0	0	0	0	3	
Santos, Ramon	0-0	3.86	2	0	0	0	0	2.1	1	1	1	1	0	1	0	3	
Shew, Anthony	3-0	3.32	3	0	0	0	0	19.0	22	7	7	2	2	1	0	9	
Thomson, Colton	0-0	0.00	1	0	0	0	1	1.1	1	0	0	0	0	1	0	1	
<b>Team Total</b>	<b>6-5</b>	<b>3.40</b>	<b>11</b>	<b>11</b>	<b>0</b>	<b>0</b>	<b>3</b>	<b>4</b>	<b>98.0</b>	<b>106</b>	<b>46</b>	<b>37</b>	<b>11</b>	<b>3</b>	<b>38</b>	<b>2</b>	<b>80</b>

2018 IN REVIEW



## 2018 SAN ANTONIO VS. TULSA DRILLERS

PLAYER	AVG	G	AB	R	H	2B	3B	HR	RBI	BB	IBB	SO	SB	CS	OBP	SLG	OPS
Allday, Forrest	.000	3	8	0	0	0	0	0	0	1	0	2	0	0	.111	.000	.111
Allen, Austin	.244	12	45	6	11	1	0	4	9	3	0	11	0	0	.320	.533	.853
Allen, Logan	.333	1	3	1	1	0	0	0	0	0	0	1	0	0	.333	.333	.667
Ashbeck, Elliot	.000	2	0	0	0	0	0	0	0	0	0	0	0	0	.000	.000	.000
Bachar, Lake	.000	2	2	0	0	0	0	0	0	0	0	2	0	0	.000	.000	.000
Baez, Michel	.000	2	2	0	0	0	0	0	0	0	0	1	0	0	.000	.000	.000
Batten, Matthew	.214	7	14	0	3	1	0	0	1	7	1	7	1	0	.476	.286	.762
Blueberg, Colby	.000	2	1	0	0	0	0	0	0	0	0	1	0	0	.000	.000	.000
Boykin, Rod	.200	3	10	2	2	0	0	0	0	0	0	4	1	0	.200	.200	.400
France, Ty	.360	6	25	8	9	3	0	1	5	2	0	1	0	0	.429	.600	1.029
Frank, Trevor	.000	2	1	0	0	0	0	0	0	0	0	1	0	0	.000	.000	.000
Gettys, Michael	.222	12	36	4	8	3	0	2	4	4	0	12	3	0	.317	.472	.789
Giron, Ruddy	.000	1	1	0	0	0	0	0	0	0	0	1	0	0	.000	.000	.000
Huffman, Chris	.000	1	1	0	0	0	0	0	0	0	0	1	0	0	.000	.000	.000
Jester, Jason	.000	4	0	0	0	0	0	0	0	0	0	0	0	0	.000	.000	.000
Johnson, Erik	1.000	2	1	0	1	0	0	0	1	0	0	0	0	0	1.000	1.000	2.000
Kohlwey, Taylor	.208	10	24	3	5	0	1	3	4	1	0	7	0	0	.240	.667	.907
Megill, Trevor	.000	4	0	0	0	0	0	0	0	1	0	0	0	0	1.000		1.000
Munoz, Andres	.000	2	0	0	0	0	0	0	0	0	0	0	0	0	.000	.000	.000
Naylor, Josh	.256	10	39	7	10	3	0	0	6	3	0	3	0	0	.318	.333	.652
Nix, Jacob	.000	1	1	0	0	0	0	0	0	0	0	1	0	0	.000	.000	.000
Overstreet, Kyle	.100	8	30	1	3	0	0	0	0	2	0	9	0	0	.126	.100	.266
Potts, Hudson	.150	6	20	0	3	0	0	0	0	2	0	8	0	0	.227	.150	.377
Quantrill, Cal	.250	2	4	1	1	0	0	0	0	0	0	0	0	0	.250	.250	.500
Ramirez, Emmanuel	.000	2	4	0	0	0	0	0	0	0	0	4	0	0	.000	.000	.000
Rea, Colin	.000	1	1	0	0	0	0	0	0	0	0	0	0	0	.000	.000	.000
Reed, Buddy	.100	5	20	2	2	2	0	0	0	1	0	9	0	0	.143	.200	.343
Reyes, Gerardo	.000	4	0	0	0	0	0	0	0	0	0	0	0	0	.000	.000	.000
Rivas, Webster	.056	5	18	1	1	0	0	0	2	1	0	7	0	0	.100	.056	.156
Schulz, Nick	.429	4	7	1	3	1	0	1	1	1	0	3	0	0	.500	1.000	1.500
Simmons, Seth	.000	1	1	0	0	0	0	0	0	0	0	1	0	0	.000	.000	.000
Stevens, River	.500	5	16	3	8	0	0	2	6	2	0	1	2	2	.586	.875	1.431
Tatis Jr., Fernando	.417	6	24	8	10	4	0	2	4	3	1	4	0	1	.483	.833	1.316
Van Gansen, Peter	.250	9	24	1	6	1	0	0	2	6	0	2	0	0	.400	.282	.682
Wick, Rowan	.000	2	0	0	0	0	0	0	0	0	0	0	0	0	.000	.000	.000
Wieck, Brad	.000	2	0	0	0	0	0	0	0	0	0	0	0	0	.000	.000	.000
Yardley, Eric	.000	1	0	0	0	0	0	0	0	0	0	0	0	0	.000	.000	.000
<b>Team Total</b>	<b>.227</b>	<b>12</b>	<b>383</b>	<b>49</b>	<b>87</b>	<b>19</b>	<b>1</b>	<b>15</b>	<b>45</b>	<b>40</b>	<b>2</b>	<b>103</b>	<b>6</b>	<b>3</b>	<b>.308</b>	<b>.399</b>	<b>.707</b>

PITCHERS	W-L	ERAG	GS	CG	SHO	SV	SYO	IP	H	R	ER	HR	HB	BB	IBB	SO
Allen, Logan	1-0	0.00	1	0	0	0	0	7.0	0	0	0	0	0	5	0	7
Ashbeck, Elliot	0-0	2.25	2	0	0	0	0	4.0	5	1	1	0	0	2	0	7
Bachar, Lake	0-2	5.00	2	1	0	0	0	9.0	10	5	5	2	1	6	1	7
Baez, Michel	0-2	10.80	2	0	0	0	0	8.1	10	14	10	4	2	7	0	11
Blueberg, Colby	0-0	2.08	2	0	0	0	0	4.1	4	2	1	0	0	1	0	9
Frank, Trevor	1-0	0.00	2	0	0	1	1	3.1	3	0	0	0	0	0	0	5
Huffman, Chris	0-1	9.00	1	0	0	0	0	3.0	4	3	3	0	1	3	0	3
Jester, Jason	0-0	1.50	4	0	0	0	1	6.0	5	2	1	0	0	2	0	9
Johnson, Erik	1-0	0.00	2	0	0	0	0	5.0	2	0	0	0	0	0	0	6
Megill, Trevor	0-0	3.60	4	0	0	0	0	5.0	5	2	2	2	0	2	0	3
Munoz, Andres	0-0	0.00	2	0	0	1	1	2.0	0	0	0	0	0	1	0	3
Nix, Jacob	0-0	0.00	1	1	0	0	0	4.0	2	0	0	0	0	0	0	2
Quantrill, Cal	1-0	1.69	2	0	0	0	0	10.2	11	8	2	1	1	2	0	13
Ramirez, Emmanuel	1-1	2.45	2	0	0	0	0	11.0	9	3	3	2	0	3	0	15
Rea, Colin	0-0	10.80	1	0	0	0	0	3.1	6	4	4	1	0	1	0	2
Reyes, Gerardo	0-0	3.60	4	0	0	0	0	5.0	2	2	2	0	1	3	0	7
Simmons, Seth	1-0	0.00	1	1	0	0	0	5.0	2	0	0	0	0	1	0	6
Wick, Rowan	0-0	0.00	2	0	0	0	0	2.0	1	0	0	0	0	2	0	0
Wieck, Brad	0-0	0.00	2	0	0	0	2	2.0	0	0	0	0	0	0	0	4
Yardley, Eric	0-0	0.00	1	0	0	0	0	1.0	1	0	0	0	0	1	0	0
<b>Team Total</b>	<b>6-6</b>	<b>3.03</b>	<b>12</b>	<b>0</b>	<b>2</b>	<b>4</b>	<b>5</b>	<b>101.0</b>	<b>82</b>	<b>46</b>	<b>34</b>	<b>12</b>	<b>6</b>	<b>42</b>	<b>1</b>	<b>119</b>

2018 IN REVIEW



## 2018 TULSA DRILLERS VS. SAN ANTONIO

PLAYER	AVG	G	AB	R	H	2B	3B	HR	RBI	BB	IBB	SO	SB	CS	OBP	SLG	OPS
Ahmed, Mike	.200	7	15	2	3	0	0	1	1	1	0	4	0	0	.250	.400	.650
Alvarez, Yadier	.000	2	2	0	0	0	0	0	0	0	0	2	0	0	.000	.000	.000
Baker, Dylan	.000	2	1	0	0	0	0	0	0	0	0	1	0	0	.000	.000	.000
Bawcom, Logan	.000	1	1	0	0	0	0	0	0	0	0	0	0	0	.000	.000	.000
Brockmeyer, Cael	.222	8	18	4	4	0	0	1	4	4	0	7	1	0	.440	.389	.829
Colvin, Tyler	.182	6	11	1	2	1	0	0	0	2	0	1	0	0	.308	.273	.580
Copping, Corey	.000	1	0	0	0	0	0	0	0	0	0	0	0	0	.000	.000	.000
Darvill, Wes	.250	6	16	4	4	0	0	0	1	2	0	4	0	0	.333	.250	.583
DeFratus, Justin	.000	1	1	0	0	0	0	0	0	0	0	1	0	0	.000	.000	.000
Diaz, Yusniel	.200	3	10	1	2	0	0	0	0	2	0	4	1	0	.385	.200	.585
Duncan, Frank	.000	1	1	0	0	0	0	0	0	0	0	0	0	0	.000	.000	.000
Girodo, Chad	.000	3	0	0	0	0	0	0	0	0	0	0	0	0	.000	.000	.000
Goeddel, Tyler	.111	6	9	1	1	0	0	0	0	1	0	3	0	0	.200	.111	.311
Gonsolin, Tony	.000	2	2	0	0	0	0	0	0	0	0	2	0	0	.000	.000	.000
Hernandez, Ariel	.000	1	0	0	0	0	0	0	0	0	0	0	0	0	.000	.000	.000
Istler, Andrew	.000	4	0	0	0	0	0	0	0	0	0	0	0	0	.000	.000	.000
Jackson, Drew	.156	9	32	5	5	1	0	2	4	5	0	11	3	0	.270	.375	.645
Joe, Connor	.278	5	18	2	5	1	0	0	2	2	0	3	0	0	.350	.333	.683
Johnson, Michael	.000	2	0	0	0	0	0	0	0	0	0	0	0	0	.000	.000	.000
Kasowski, Marshall	.000	2	0	0	0	0	0	0	0	0	0	0	0	0	.000	.000	.000
Landon, Logan	.200	4	10	0	2	0	0	0	0	0	0	6	0	0	.200	.200	.400
Long, Nolan	.000	4	0	0	0	0	0	0	0	0	0	0	0	0	.000	.000	.000
Lux, Gavin	.333	6	18	4	6	1	0	1	1	4	1	5	0	2	.478	.556	1.034
May, Dustin	.000	1	2	0	0	0	0	0	0	0	0	1	0	0	.000	.000	.000
McKinstry, Zach	.300	4	10	2	3	0	1	1	5	1	0	3	0	0	.364	.800	1.164
Mora, Angelo	.333	4	15	1	5	3	0	0	0	0	0	3	0	0	.333	.533	.867
Moran, Brian	.000	2	0	0	0	0	0	0	0	0	0	0	0	0	.000	.000	.000
O'Brien, Peter	.250	2	4	1	1	0	0	1	1	0	0	2	0	0	.400	1.000	1.400
Peters, DJ	.083	12	36	3	3	2	0	0	1	5	0	20	0	1	.195	.139	.334
Raley, Luke	.174	5	23	3	4	1	0	0	2	1	0	6	1	0	.208	.217	.426
Reks, Zach	.280	10	25	2	7	1	0	0	4	1	0	9	2	0	.296	.320	.616
Richman, Jason	1.000	2	1	0	1	0	0	0	0	0	0	0	0	0	1.000	1.000	2.000
Robinson, Errol	.233	9	30	5	7	1	0	2	2	4	0	8	1	2	.324	.467	.790
Ruiz, Keibert	.375	9	32	2	12	1	0	1	3	4	0	3	0	0	.432	.500	.932
Scavuzzo, Jacob	.278	5	18	3	5	2	0	2	6	3	0	4	2	0	.381	.722	1.103
Scrubbs, Andre	.000	1	0	0	0	0	0	0	0	0	0	0	0	0	.000	.000	.000
Smeltzer, Devin	.000	2	4	0	0	0	0	0	0	0	0	1	0	0	.000	.000	.000
Sopko, Andrew	.000	1	0	0	0	0	0	0	0	0	0	0	0	0	.000	.000	.000
Spitzbarth, Shea	.000	2	1	0	0	0	0	0	0	0	0	1	0	0	.000	.000	.000
White, Mitchell	.000	3	5	0	0	0	0	0	0	0	0	4	0	0	.000	.000	.000
<b>Team Total</b>	<b>.221</b>	<b>12</b>	<b>371</b>	<b>46</b>	<b>82</b>	<b>15</b>	<b>1</b>	<b>12</b>	<b>37</b>	<b>42</b>	<b>1</b>	<b>119</b>	<b>11</b>	<b>5</b>	<b>.309</b>	<b>.364</b>	<b>.673</b>

PITCHERS	W-L	ERA	GS	CG	SHO	SV	SVO	IP	H	R	ER	HR	HR	BB	IBB	SO	
Alvarez, Yadier	0-0	2.35	2	1	0	0	1	1	7.2	6	2	2	1	0	6	0	11
Baker, Dylan	0-0	3.00	2	0	0	0	1	1	3.0	3	1	1	0	0	1	0	0
Bawcom, Logan	0-1	11.25	1	0	0	0	0	4.0	7	6	5	3	0	0	1	0	2
Copping, Corey	0-0	0.00	1	0	0	0	0	2.1	2	0	0	0	0	0	1	0	3
DeFratus, Justin	0-1	6.75	1	0	0	0	0	4.0	10	6	3	1	0	0	0	0	2
Duncan, Frank	0-1	12.00	1	0	0	0	0	3.0	5	6	4	1	1	2	0	1	1
Girodo, Chad	0-0	2.08	3	0	0	0	0	4.1	3	1	1	0	2	0	0	0	2
Gonsolin, Tony	1-0	0.00	2	2	0	0	0	9.0	3	0	0	0	1	4	1	10	10
Hernandez, Ariel	0-0	0.00	1	0	0	0	0	1.2	0	0	0	0	0	0	0	0	3
Istler, Andrew	1-0	4.76	4	0	0	0	0	5.2	5	3	3	1	0	4	0	8	8
Johnson, Michael	0-0	13.50	0	0	0	0	0	2.2	5	4	4	1	0	2	0	3	3
Kasowski, Marshall	0-0	4.50	2	0	0	0	0	2.0	1	1	1	1	0	1	0	6	6
Long, Nolan	2-0	3.86	4	0	0	0	0	4.2	4	2	2	1	0	0	0	6	6
May, Dustin	0-0	0.00	1	1	0	0	0	4.2	1	0	0	0	1	2	0	6	6
Moran, Brian	0-0	0.00	2	0	0	0	0	2.1	2	0	0	0	0	1	0	2	2
Richman, Jason	1-0	0.00	2	0	0	0	0	4.1	0	0	0	0	0	2	0	4	4
Scrubbs, Andre	0-0	0.00	1	0	0	0	0	2.0	1	0	0	0	0	1	0	1	1
Smeltzer, Devin	0-2	3.75	2	0	0	0	0	12.0	9	5	5	0	0	5	1	10	10
Sopko, Andrew	0-0	0.00	1	0	0	0	0	1.2	2	0	0	0	0	2	0	2	2
Spitzbarth, Shea	0-0	2.25	2	0	0	0	1	1	4.0	2	1	1	1	0	2	0	7
White, Mitchell	1-1	4.24	3	3	0	0	0	17.0	16	11	8	4	1	3	0	14	14
<b>Team Total</b>	<b>6-6</b>	<b>3.53</b>	<b>12</b>	<b>12</b>	<b>0</b>	<b>2</b>	<b>3</b>	<b>3</b>	<b>102.0</b>	<b>87</b>	<b>49</b>	<b>40</b>	<b>15</b>	<b>6</b>	<b>40</b>	<b>2</b>	<b>103</b>

2018 IN REVIEW

## 2018 TEXAS LEAGUE STANDINGS

### FIRST HALF STANDINGS

Team	W	L	PCT	GB	Home	Away	Div	Streak	Last10
<b>Texas League North</b>									
Arkansas Travelers	35	35	.500	-	21-15	14-20	23-23	L2	4-6
Northwest Arkansas Naturals	35	35	.500	-	19-15	16-20	24-22	W2	6-4
Tulsa Drillers	34	36	.486	1.0	20-14	14-22	23-23	L1	7-3
Springfield Cardinals	33	37	.471	2.0	19-17	14-20	22-24	W1	3-7
<b>Texas League South</b>									
Corpus Christi Hooks	43	26	.623	-	25-11	18-15	29-16	W5	8-2
<b>San Antonio Missions</b>	<b>42</b>	<b>28</b>	<b>.600</b>	<b>1.5</b>	<b>20-14</b>	<b>22-14</b>	<b>28-18</b>	<b>L4</b>	<b>4-6</b>
Midland RockHounds	33	36	.478	10.0	15-18	18-18	18-27	L1	4-6
Frisco RoughRiders	24	46	.343	19.5	13-23	11-23	16-30	W1	4-6

### SECOND HALF STANDINGS

Team	W	L	PCT	GB	Home	Away	Div	Streak	Last10
<b>Texas League North</b>									
Tulsa Drillers	40	29	.580	-	23-14	17-15	26-20	W4	6-4
Arkansas Travelers	36	33	.522	4.0	20-14	16-19	23-23	W1	5-5
Northwest Arkansas Naturals	35	35	.500	5.5	22-14	13-21	25-21	L1	5-5
Springfield Cardinals	27	42	.391	13.0	15-18	12-24	18-28	L4	3-7
<b>Texas League South</b>									
Corpus Christi Hooks	39	30	.565	-	22-12	17-18	22-24	W2	5-5
Frisco RoughRiders	36	34	.514	3.5	20-14	16-20	27-19	L3	4-6
Midland RockHounds	35	35	.500	4.5	20-15	15-20	25-21	W7	9-1
<b>San Antonio Missions</b>	<b>29</b>	<b>39</b>	<b>.426</b>	<b>9.5</b>	<b>18-16</b>	<b>11-23</b>	<b>18-28</b>	<b>L2</b>	<b>2-8</b>

### OVERALL STANDINGS

Team	W	L	PCT	GB	Home	Away	Div	Streak	Last10
<b>Texas League North</b>									
Tulsa Drillers	74	65	.532	-	43-28	31-37	49-43	W4	6-4
Arkansas Travelers	71	68	.511	3.0	41-29	30-39	46-46	W1	5-5
Northwest Arkansas Naturals	70	70	.500	4.5	41-29	29-41	49-43	L1	5-5
Springfield Cardinals	60	79	.432	14.0	34-35	26-44	40-52	L4	3-7
<b>Texas League South</b>									
Corpus Christi Hooks	82	56	.594	-	47-23	35-33	51-40	W2	5-5
<b>San Antonio Missions</b>	<b>71</b>	<b>67</b>	<b>.514</b>	<b>11.0</b>	<b>38-30</b>	<b>33-37</b>	<b>46-46</b>	<b>L2</b>	<b>2-8</b>
Midland RockHounds	68	71	.489	14.5	35-33	33-38	43-48	W7	9-1
Frisco RoughRiders	60	80	.429	23.0	33-37	27-43	43-49	L3	4-6

## 2018 TEXAS LEAGUE PLAYER/PITCHER OF THE WEEK AWARDS

### BATTERS-OF-THE-WEEK

<b>APR 5-15</b>	<b>Josh Naylor, SA</b>
<b>APR 16-22</b>	<b>Austin Allen, SA</b>
<b>APR 23-29</b>	<b>John Nogowski, SPR</b>
<b>APR 30-MAY 6</b>	<b>Victor Roache, SPR</b>
<b>MAY 7-13</b>	<b>Drew Jackson, TUL</b>
<b>MAY 14-20</b>	<b>Randy Cesar, CC</b>
<b>MAY 21-27</b>	<b>Elier Hernandez, NWA</b>
<b>MAY 28-JUN 3</b>	<b>Braden Bishop, ARK</b> <b>Logan Allen, SA</b>
<b>JUN 4-10</b>	<b>Lane Thomas, SPR</b>
<b>JUN 11-17</b>	<b>Chuck Taylor, ARK</b>
<b>JUN 18-24</b>	<b>Randy Cesar, CC</b>
<b>JUN 25-JUL 1</b>	<b>Chris China, SPR</b>
<b>JUL 2-8</b>	<b>Preston Beck, FRI</b>
<b>JUL 9-15</b>	<b>Lorenzo Quintana, CC</b>
<b>JUL 16-22</b>	<b>Jacob Scavuzzo, TUL</b>
<b>JUL 23-29</b>	<b>Andy Young, SPR</b>
<b>JUL 30-AUG 5</b>	<b>Skye Bolt, MID</b>
<b>AUG 6-12</b>	<b>Ronnie Dawson, CC</b>
<b>AUG 13-19</b>	<b>Anderson Miller, NWA</b>
<b>AUG 20-26</b>	<b>Richie Martin, MID</b>

### PITCHERS-OF-THE-WEEK

<b>Justin DeFratus, TUL</b>
<b>Cionel Perez, CC</b>
<b>Logan Allen, SA</b>
<b>Johendi Jiminian, ARK</b>
<b>Nathan Bannister, ARK</b>
<b>Cionel Perez, CC</b>
<b>Ariel Jurado, FRI</b>
<b>Jason Jester, SA</b>
<b>Jorge Alcalá, CC</b>
<b>Riley Ferrell, CC</b>
<b>Ryan Hartman, CC</b>
<b>Logan Bawcom, TUL</b>
<b>Dean Kremer, TUL</b>
<b>Reed Garrett, FRI</b>
<b>Anthony Shew, SPR</b>
<b>Chase De Jong, ARK</b>
<b>Evan Kruczynski, SPR</b>
<b>Scott Blewett, NWA</b>
<b>Norge Ruiz, MID</b>
<b>Ben Bracewell, MID</b>
<b>Parker Dunshee, MID</b>


## 2018 TEXAS LEAGUE MID-SEASON ALL STARS

Alex De Goti - Corpus Christi  
 Ariel Jurado - Frisco  
**Austin Allen - San Antonio**  
**Brad Wieck - San Antonio**  
 Braden Bishop - Arkansas  
**Cal Quantrill - San Antonio**  
 Chase De Jong - Arkansas  
 Chris Ellis - Springfield  
 Chris Mariscal - Arkansas  
 Cionel Perez - Corpus Christi  
 Conner Greene - Springfield  
 Connor Joe - Tulsa  
 Connor Jones - Springfield  
 Corbin Martin - Corpus Christi  
 Devin Smeltzer - Tulsa  
 Drew Jackson - Tulsa  
 Eli White - Midland  
 Elier Hernandez - NW Arkansas  
 Emilio Ogando - NW Arkansas  
 Erick Mejia - NW Arkansas  
**Fernando Tatis Jr. - San Antonio**  
 Foster Griffin - NW Arkansas  
 Framer Valdez - Corpus Christi  
 Hunter Cole - Frisco  
 J.P. Sportman - Midland  
 Jake Newberry - NW Arkansas  
 Jake Woodford - Springfield  
 Jecksson Flores - NW Arkansas  
**Jerry Keel - San Antonio**  
 Jesus Luzardo - Midland  
 Joel Seddon - Midland  
 Joey Curletta - Arkansas  
 Johendi Jiminian - Arkansas  
 John Gorman - Midland  
**TEX All-Star Game Top Star (MVP) - Taylor Jones, Corpus Christi**

**Josh Naylor - San Antonio**  
 Josh Rojas - Corpus Christi  
 Justin DeFratus - Tulsa  
 Keibert Ruiz - Tulsa  
 Lane Thomas - Springfield  
**Logan Allen - San Antonio**  
 Luke Raley - Tulsa  
**Michael Gettys - San Antonio**  
 Michael O'Neill - Frisco  
 Myles Straw - Corpus Christi  
 Nathan Bannister - Arkansas  
 Nick Dini - NW Arkansas  
 Nicky Lopez - NW Arkansas  
 Nolan Blackwood - Midland  
 Ramon Santos - Springfield  
 Randy Cesar - Corpus Christi  
 Reed Garrett - Frisco  
 Richelson Pena - Frisco  
 Richie Martin - Midland  
**River Stevens - San Antonio**  
**Rowan Wick - San Antonio**  
 Ryan Hartman - Corpus Christi  
 Scott Blewett - NW Arkansas  
 Sean Murphy - Midland  
 Taylor Jones - Corpus Christi  
 Tommy Edman - Springfield  
**Ty France - San Antonio**  
 Tyler Ramirez - Midland  
 Victor Roache - Springfield  
 Walker Sheller - NW Arkansas  
 Wes Benjamin - Frisco  
 Yadier Alvarez - Tulsa  
 Yeison Medina - Springfield  
 Zach Lovvorn - NW Arkansas



ONEOK Field by Amatucci Photography (Tulsa) - Home of the 2019 Texas League All-Star Game



## 2018 TEXAS LEAGUE TEAM BATTING

	AVG	G	AB	R	H	TB	2B	3B	HR	RBI	BB
Corpus Christi Hooks	.268	138	4640	662	1245	1885	250	36	106	617	448
Northwest Arkansas Naturals	.267	140	4693	660	1252	1882	224	44	106	594	373
Midland RockHounds	.264	139	4704	643	1240	1878	274	38	96	588	462
Arkansas Travelers	.263	139	4668	651	1230	1746	233	14	85	604	556
Springfield Cardinals	.260	139	4692	620	1218	1912	205	21	149	592	378
Tulsa Drillers	.257	139	4671	687	1201	2026	223	25	184	641	460
San Antonio Missions	.256	138	4600	604	1176	1818	206	23	130	551	445
Frisco RoughRiders	.254	140	4694	579	1194	1765	210	23	105	540	402
<b>League Totals:</b>	<b>.261</b>	<b>1112</b>	<b>37362</b>	<b>5106</b>	<b>9756</b>	<b>14912</b>	<b>1825</b>	<b>224</b>	<b>961</b>	<b>4727</b>	<b>3524</b>
	IBB	SO	SB	CS	OBP	SLG	OFS	SAC	SF	HBP	GIDP
Corpus Christi Hooks	11	1080	181	77	.339	.406	.745	11	44	70	88
Northwest Arkansas Naturals	12	1044	167	71	.325	.401	.726	53	33	51	73
Midland RockHounds	14	1152	124	54	.333	.399	.733	24	50	56	77
Arkansas Travelers	17	1004	40	15	.346	.374	.720	15	50	61	124
Springfield Cardinals	7	1059	69	36	.319	.408	.727	30	40	53	101
Tulsa Drillers	11	1268	84	39	.334	.434	.768	18	38	99	94
San Antonio Missions	20	1138	98	49	.330	.395	.725	25	25	75	112
Frisco RoughRiders	10	1033	102	42	.316	.376	.692	18	46	45	117
<b>League Totals:</b>	<b>102</b>	<b>8778</b>	<b>865</b>	<b>383</b>	<b>.311</b>	<b>.399</b>	<b>.730</b>	<b>194</b>	<b>326</b>	<b>510</b>	<b>786</b>

## 2018 TEXAS LEAGUE TEAM PITCHING

	W	L	ERA	G	GS	CG	SHO	S	IP	H	R	ER
Corpus Christi Hooks	82	56	3.44	138	138	0	9	38	1225.1	1070	635	468
San Antonio Missions	71	67	3.58	138	138	1	14	35	1212.0	1119	557	482
Tulsa Drillers	74	65	4.00	139	139	1	11	37	1214.1	1147	642	540
Midland RockHounds	68	71	4.10	139	139	3	7	36	1222.0	1271	634	557
Arkansas Travelers	71	68	4.21	139	139	3	5	32	1205.2	1256	643	564
Northwest Arkansas Naturals	70	70	4.56	140	140	1	9	35	1209.1	1334	692	613
Springfield Cardinals	60	79	4.58	139	139	1	8	24	1202.1	1206	676	612
Frisco RoughRiders	60	80	4.88	140	140	2	6	33	1226.1	1353	727	665
<b>League Totals:</b>	<b>556</b>	<b>556</b>	<b>4.17</b>	<b>1112</b>	<b>1112</b>	<b>12</b>	<b>69</b>	<b>270</b>	<b>9717.1</b>	<b>9756</b>	<b>5106</b>	<b>4501</b>
	HLD	HR	HB	BB	IBB	SO	WP	BK	WHIP	AVG	GIDP	TBF
Corpus Christi Hooks	27	97	60	502	4	1319	94	10	1.28	.235	106	5169
San Antonio Missions	41	94	44	391	7	1161	70	6	1.25	.246	87	5044
Tulsa Drillers	39	127	63	450	11	1133	91	9	1.32	.247	97	5230
Midland RockHounds	34	113	79	371	14	1002	63	10	1.34	.268	96	5253
Arkansas Travelers	31	123	59	401	10	1060	79	2	1.37	.268	90	5227
Northwest Arkansas Naturals	37	138	68	461	29	1004	91	11	1.48	.280	101	5354
Springfield Cardinals	27	128	70	505	13	991	89	6	1.42	.262	103	5251
Frisco RoughRiders	38	141	67	443	14	1108	120	8	1.46	.281	106	5395
<b>League Totals:</b>	<b>274</b>	<b>961</b>	<b>510</b>	<b>3524</b>	<b>102</b>	<b>8778</b>	<b>697</b>	<b>62</b>	<b>1.37</b>	<b>.261</b>	<b>786</b>	<b>41923</b>

## 2018 TEXAS LEAGUE TEAM FIELDING/MONTHLY RESULTS

	PCT	G	GS	TC	PO	A	E	DP	PB	CWP	SB	CS
Springfield Cardinals	.981	139	1251	5018	3607	1318	93	123	9	89	95	39
Corpus Christi Hooks	.981	138	1242	4989	3676	1219	94	136	22	94	80	42
Arkansas Travelers	.980	139	1251	4928	3617	1213	98	102	19	79	114	40
Frisco RoughRiders	.980	140	1260	5090	3679	1307	104	138	8	120	137	44
San Antonio Missions	.979	138	1242	5042	3636	1301	105	104	9	70	144	68
Midland RockHounds	.976	139	1251	5193	3666	1403	124	125	11	63	103	62
Northwest Arkansas Naturals	.976	140	1260	5110	3628	1359	123	119	15	91	83	43
Tulsa Drillers	.971	139	1251	5050	3643	1262	145	109	16	91	109	45
<b>League Totals:</b>	<b>.978</b>	<b>1112</b>	<b>10008</b>	<b>40420</b>	<b>29152</b>	<b>10382</b>	<b>886</b>	<b>956</b>	<b>109</b>	<b>697</b>	<b>865</b>	<b>383</b>

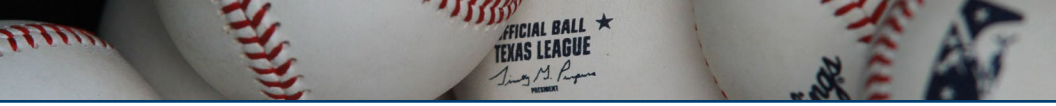
	APRIL				MAY				JUNE			
	W-L	HR	AVG	ERA	W-L	HR	AVG	ERA	W-L	HR	AVG	ERA
Arkansas	11-11	15	.260	4.90	15-15	16	.284	4.14	15-11	14	.284	3.78
Corpus Christi	15-9	17	.284	3.53	17-12	25	.308	3.93	17-8	21	.256	3.17
Frisco	6-18	10	.225	4.97	11-18	31	.265	5.21	13-13	12	.253	4.75
Midland	13-11	20	.255	4.93	13-16	22	.276	5.05	8-16	14	.249	3.77
NW Arkansas	7-16	10	.228	4.88	19-11	24	.295	4.62	11-13	23	.289	5.55
San Antonio	14-10	31	.268	3.39	19-10	34	.281	3.87	14-12	19	.250	3.36
Springfield	13-9	31	.282	4.81	14-17	31	.249	4.53	7-19	23	.271	4.69
Tulsa	14-9	38	.267	3.26	10-19	34	.252	5.61	16-9	31	.256	3.36
	JULY				AUG				SEPT			
	W-L	HR	AVG	ERA	W-L	HR	AVG	ERA	W-L	HR	AVG	ERA
Arkansas	13-17	23	.247	4.80	16-12	16	.242	3.50	1-2	1	.252	4.44
Corpus Christi	18-12	23	.260	3.13	13-14	19	.222	3.32	2-1	1	.310	4.15
Frisco	16-14	32	.284	5.19	14-14	18	.243	3.96	0-3	2	.213	7.83
Midland	13-18	19	.249	3.82	18-10	20	.274	3.30	3-0	1	.365	1.73
NW Arkansas	12-19	23	.256	4.79	19-10	20	.278	3.23	2-1	6	.252	3.86
San Antonio	16-13	24	.259	3.29	7-20	19	.223	3.90	1-2	3	.213	6.00
Springfield	16-14	42	.277	4.45	10-17	20	.228	4.33	0-3	2	.192	6.00
Tulsa	17-14	46	.270	4.62	14-14	31	.237	3.01	3-0	4	.279	2.00



## 2018 TEXAS LEAGUE REGULAR SEASON LEADERS

AVG		HR		RBI		R	
Flores, Jacksson	NWA .314	Peters, DJ	TUL 29	Curletta, Joey	ARK 94	White, Eli	MID 81
White, Eli	MID .306	Scavuzzo, Jacob	TUL 24	Brown, Seth	MID 90	Mejia, Erick	NWA 79
Martin, Richie	MID .300	Curletta, Joey	ARK 23	Ramirez, Tyler	MID 79	Peters, DJ	TUL 79
Edman, Tommy	SPR .299	Liddi, Alex	NWA23	Scavuzzo, Jacob	TUL 79	Wrenn, Stephen	CC 79
Naylor, Josh	SA .297	Allen, Austin	SA 22	France, Ty	SA 77	Tatis Jr., Fernando	SA 77
Taylor, Chuck	ARK .297	Thomas, Lane	SPR 21	Naylor, Josh	SA 74	Flores, Jacksson	NWA 74
César, Randy	CC .296	Smith, Will	TUL 19	Liddi, Alex	NWA 72	Ramirez, Tyler	MID 73
Allen, Austin	SA .290	Roache, Victor	SPR 18	Thomas, Lane	SPR 67	Naylor, Josh	SA 72
Hernandez, Eliezer	NWA .287	3 others tied with 17		Jones, Taylor	CC 63	Edman, Tommy	SPR 71
Ramirez, Tyler	MID .287			César, Randy	CC 62	3 others tied with 70	
OBP		SLG		OPS		SB	
White, Eli	MID .388	Tatis Jr., Fernando	SA .507	Curletta, Joey	ARK .865	Wrenn, Stephen	CC 44
Naylor, Josh	SA .383	Allen, Austin	SA .506	Tatis Jr., Fernando	SA .862	Straw, Myles	CC 35
Curletta, Joey	ARK .383	Thomas, Lane	SPR .487	Allen, Austin	SA .857	Mejia, Erick	NWA 34
Taylor, Chuck	ARK .377	Liddi, Alex	NWA.483	White, Eli	MID .838	O'Neill, Michael	FRI 31
Ramirez, Tyler	MID .370	Curletta, Joey	ARK .482	Naylor, Josh	SA .830	Edman, Tommy	SPR 27
Martin, Richie	MID .368	Raley, Luke	TUL .477	Thomas, Lane	SPR .824	Flores, Jacksson	NWA 27
Flores, Jacksson	NWA .363	Peters, DJ	TUL .473	Raley, Luke	TUL .822	Álvarez, Eliezer	FRI 26
Pizzano, Dario	ARK .361	Brown, Seth	MID .454	Martin, Richie	MID .807	Rojas, Josh	CC 26
Bishop, Braden	ARK .361	White, Eli	MID .450	Jackson, Drew	TUL .804	Martin, Richie	MID 25
Jackson, Drew	TUL .356	De Goti, Alex	CC .450	Flores, Jacksson	NWA.804	Jackson, Drew	TUL 22
H		2B		3B		CS	
White, Eli	MID 154	Brown, Seth	MID 38	Martin, Richie	MID 8	Mejia, Erick	NWA 17
Naylor, Josh	SA 149	Ramirez, Tyler	MID 35	White, Eli	MID 8	Rojas, Josh	CC 14
Taylor, Chuck	ARK 149	Allen, Austin	SA 31	Birk, Ryne	CC 7	Sportman, J.P.	MID 13
Ramirez, Tyler	MID 147	Flores, Jacksson	NWA31	Mejia, Erick	NWA 7	Martin, Richie	MID 10
Flores, Jacksson	NWA 144	White, Eli	MID 30	Álvarez, Eliezer	FRI 6	Wrenn, Stephen	CC 10
Brown, Seth	MID 142	Martin, Richie	MID 29	Dewees, Donnie	NWA 5	Robinson, Errol	TUL 9
Mejia, Erick	NWA 142	Mejia, Erick	NWA27	Lopez, Nicky	NWA 5	Thomas, Lane	SPR 9
Martin, Richie	MID 136	Murphy, Sean	MID 26	Raley, Luke	TUL 5	White, Eli	MID 9
Edman, Tommy	SPR 135	5 others tied with 25		10 others tied with 4		3 others tied with 8	
BB		XBH		TB			
Curletta, Joey	ARK 81	Brown, Seth	MID 55	Peters, DJ	TUL 232		
Naylor, Josh	SA 64	Peters, DJ	TUL 55	Allen, Austin	SA 228		
Ramirez, Tyler	MID 62	Allen, Austin	SA 53	Brown, Seth	MID 228		
White, Eli	MID 62	Ramirez, Tyler	MID 49	White, Eli	MID 227		
Taylor, Chuck	ARK 61	Scavuzzo, Jacob	TUL 49	Curletta, Joey	ARK 224		
Rojas, Josh	CC 53	Curletta, Joey	ARK 47	Naylor, Josh	SA 224		
Mariscal, Chris	ARK 51	White, Eli	MID 47	Ramirez, Tyler	MID 220		
Brown, Seth	MID 47	Liddi, Alex	NWA44	Flores, Jacksson	NWA202		
Pizzano, Dario	ARK 47	Martin, Richie	MID 43	Martin, Richie	MID 199		
Mendoza, Yonathan	ARK 46	Tatis Jr., Fernando	SA 42	Mejia, Erick	NWA 198		
ERA		W		SO		WHIP	
Hartman, Ryan	CC 2.69	Hartman, Ryan	CC 11	Hartman, Ryan	CC 143	Allen, Logan	SA 1.05
Allen, Logan	SA 2.75	Ogando, Emilio	NWA11	Allen, Logan	SA 125	Hartman, Ryan	CC 1.08
De Jong, Chase	ARK 3.80	Allen, Logan	SA 10	Valdez, Plamber	CC 120	De Jong, Chase	ARK 1.29
Shew, Anthony	SPR 4.50	Griffin, Foster	NWA10	Griffin, Foster	NWA117	Shew, Anthony	SPR 1.40
Ruiz, Norge	MID 4.69	Seddon, Joel	MID 9	Quantrill, Cal	SA 101	Payano, Pedro	FRI 1.42
Ogando, Emilio	NWA 4.79	Blewett, Scott	NWA8	Blewett, Scott	NWA 100	Seddon, Joel	MID 1.43
Blewett, Scott	NWA 4.79	5 others tied with 7		Bracewell, Ben	MID 98	Blewett, Scott	NWA 1.44
Seddon, Joel	MID 4.81			Scholters, Jesse	SA 98	Ruiz, Norge	MID 1.45
Griffin, Foster	NWA 5.13			Bostick, Alexem	CC 97	Quantrill, Cal	SA 1.48
Quantrill, Cal	SA 5.15			3 others tied with 96		Griffin, Foster	NWA 1.55
GS		WPCT		G		AVG	
Griffin, Foster	NWA 26	Hartman, Ryan	CC .733	Festa, Matt	ARK 44	Allen, Logan	SA .205
Ogando, Emilio	NWA 26	Allen, Logan	SA .625	Terreiro, Franco	NWA44	Hartman, Ryan	CC .235
Blewett, Scott	NWA 25	Ogando, Emilio	NWA.611	Marte, Yunion	NWA 43	Payano, Pedro	FRI .263
Bannister, Nathan	ARK 24	Blewett, Scott	NWA.571	Gorman, John	MID 42	De Jong, Chase	ARK .265
Payano, Pedro	FRI 22	Seddon, Joel	MID .563	Jester, Jason	SA 40	Ogando, Emilio	NWA .279
Quantrill, Cal	SA 22	Quantrill, Cal	SA .545	Blackwood, Nolan	MID 39	Seddon, Joel	MID .281
White, Mitchell	TUL 22	De Jong, Chase	ARK .500	Walker, Matt	ARK 39	Blewett, Scott	NWA .282
3 others tied with 21		Griffin, Foster	NWA.455	Pinales, Erasmo	CC 38	Quantrill, Cal	SA .288
		Bannister, Nathan	ARK .438	Spitzbarth, Shea	TUL 38	Shew, Anthony	SPR .288
		Shew, Anthony	SPR .429	Martin, Jarret	MID 37	Ruiz, Norge	MID .303
SV		IP		SHO		CG	
Festa, Matt	ARK 20	Griffin, Foster	NWA152.2	Bannister, Nathan	ARK 1	Bracewell, Ben	MID 2
Garrett, Reed	FRI 16	Blewett, Scott	NWA148.1	10 others tied with 1			
Finnegan, Kyle	MID 13	Bannister, Nathan	ARK 138.0				
Newberry, Jake	NWA 12	Allen, Logan	SA 121.0				
Wieck, Brad	SA 10	Ruiz, Norge	MID 121.0				
Blackwood, Nolan	MID 9	De Jong, Chase	ARK 120.2				
Machado, Andres	NWA 9	Hartman, Ryan	CC 120.2				
Baker, Dylan	TUL 8	Payano, Pedro	FRI 118.2				
3 others tied with 7		Ogando, Emilio	NWA118.1				
		Seddon, Joel	MID 118.0				

2018 IN REVIEW



## 2018 TEXAS LEAGUE POST SEASON LEADERS

AVG	RBI	OBP	TB
Lux, Gavin TUL .424	Ruiz, Keibert TUL 8	Lux, Gavin TUL .500	Lux, Gavin TUL 25
César, Randy CC .400	Naylor, Josh SA 6	César, Randy CC .471	Ruiz, Keibert TUL 18
Filia, Eric ARK .350	Rivas, Webster SA 6	Odom, Joseph ARK .400	Scavuzzo, Jacob TUL 18
McCormick, Chas CC .350	Odom, Joseph ARK 5	Ahmed, Mike TUL .385	McCormick, ChasCC 17
Odom, Joseph ARK .333	Peters, DJ TUL 5	Overstreet, Kyle SA .382	Brockmeyer, CaelTUL 15
Ruiz, Keibert TUL .333	6 others tied with 4	McCormick, Chas CC .381	Jackson, Drew TUL 15
Jackson, Drew TUL .303		Jackson, Drew TUL .368	4 others tied with 14
Naylor, Josh SA .303	<b>CS</b>	Wrenn, Stephen CC .364	
Wrenn, Stephen CC .300	Potts, Hudson SA 2	Naylor, Josh SA .361	
Scavuzzo, Jacob TUL .281	4 others tied with 1	Ruiz, Keibert TUL .351	

HR	SLG	OPS	2B
McCormick, Chas CC 3	César, Randy CC .933	César, Randy CC 1.404	Lux, Gavin TUL 5
9 others tied with 2	McCormick, ChasCC .850	Lux, Gavin TUL 1.258	Jackson, Drew TUL 3
	Odom, Joseph ARK .778	McCormick, Chas CC 1.231	Scavuzzo, Jacob TUL 3
<b>SB</b>	Lux, Gavin TUL .758	Odom, Joseph ARK 1.178	Van Gansen, Peter SA 3
Jackson, Drew TUL 4	Filia, Eric ARK .650	Filia, Eric ARK 1.000	8 others tied with 2
Reed, Buddy SA 3	Wrenn, StephenCC .600	Wrenn, Stephen CC .964	
Gettys, Michael SA 2	Scavuzzo, Jacob TUL .563	Scavuzzo, Jacob TUL .905	<b>3B</b>
5 others tied with 1	Brockmeyer, CaelTUL .500	Ruiz, Keibert TUL .851	Jackson, Drew TUL 1
	Ruiz, Keibert TUL .500	Jackson, Drew TUL .823	
	Jackson, Drew TUL .455	Brockmeyer, Cael TUL .803	

BB	R	XBBH	H
Reed, Buddy SA 6	Lux, Gavin TUL 8	Lux, Gavin TUL 7	Lux, Gavin TUL 14
Lux, Gavin TUL 5	Jackson, Drew TUL 6	Scavuzzo, Jacob TUL 5	Ruiz, Keibert TUL 12
Overstreet, Kyle SA 5	Scavuzzo, Jacob TUL 6	César, Randy CC 4	Jackson, Drew TUL 10
Ahmed, Mike TUL 4	Wrenn, StephenCC 6	Jackson, Drew TUL 4	Naylor, Josh SA 10
Curletta, Joey ARK 4	Peters, DJ TUL 5	McCormick, Chas CC 4	Miller, Owen SA 9
Dawson, Ronnie CC 4	Reed, Buddy SA 5	Odom, Joseph ARK 4	Scavuzzo, Jacob TUL 9
Jackson, Drew TUL 4	6 others tied with 4	Van Gansen, Peter SA 4	Brockmeyer, Cael TUL 8
Reks, Zach TUL 4		4 others tied with 3	Overstreet, Kyle SA 8
Van Gansen, Peter SA 4			Potts, Hudson SA 8
2 others tied with 3			4 others tied with 7

ERA	SO	GS	IP
Hartman, Ryan CC 0.00	Baez, Michel SA 15	Baez, Michel SA 2	Gonsolin, TonyTUL 11.2
Martin, Corbin CC 0.00	Holmes, Ben TUL 12	Gonsolin, Tony TUL 2	Baez, Michel SA 10.2
White, Mitchell TUL 0.00	Ramirez, Emmanuel SA 11	Holmes, Ben TUL 2	Holmes, Ben TUL 10.2
Huffman, Chris SA 1.29	Scholten, Jesse SA 11	May, Dustin TUL 2	Ramirez, EmmanuelSA 10.1
Margevicius, Nick SA 1.29	Gonsolin, Tony TUL 10	Perez, Williams ARK 2	May, Dustin TUL 10.0
Spitzbarth, Shea TUL 1.35	Martin, Corbin CC 9	Ramirez, Emmanuel SA 2	Scholten, Jesse SA 8.2
Bukauskas, J.B. CC 1.50	Bachar, Lake SA 8	Scholten, Jesse SA 2	Hartman, RyanCC 7.2
Holmes, Ben TUL 2.53	Margevicius, NickSA 8	12 others tied with 1	4 others tied with 7.0
LaRue, Carson CC 2.57	Spitzbarth, SheaTUL 8		
May, Dustin TUL 2.70	3 others tied with 7		

W	CG	WPCT	AVG
Hartman, Ryan CC 1	N/A	Hartman, Ryan CC 1	Martin, CorbinCC .056
		Holmes, Ben TUL 1	Walker, Matt ARK .077
<b>G</b>	<b>SV</b>	Huffman, Chris SA 1	White, MitchellTUL .087
Somsen, Layne TUL 5	Somsen, Layne TUL 2	Margevicius, Nick SA 1	Hartman, RyanCC .115
Bednar, David SA 4	3 others tied with 1	Martin, Corbin CC 1	Huffman, Chris SA .160
Spitzbarth, Shea TUL 4		May, Dustin TUL 1	Margevicius, NickSA .160
Bolaños, Ronald SA 3	<b>WHIP</b>	Spitzbarth, Shea TUL 1	Bukauskas, J.B. CC .167
Kowalczyk, Andrew TUL 3	Martin, Corbin CC 0.35	White, Mitchell TUL 1	Holmes, Ben TUL .184
Munoz, Andres SA 3	Hartman, Ryan CC 0.39	2 others tied with .000	Baez, Michel SA .189
Radke, Travis SA 3	White, Mitchell TUL 0.57		Gonsolin, TonyTUL .209
Yardley, Eric SA 3	Huffman, Chris SA 0.71		
20 others tied with 2	Margevicius, Nick SA 0.71	<b>SHO</b>	
	Spitzbarth, SheaTUL 0.90	N/A	
	Gonsolin, Tony TUL 0.94		
	4 others tied with 1.00		

2018 IN REVIEW





## 2018 TEXAS LEAGUE MISCELLANEOUS STATISTICS

TEAM RECORDS	LEADING > 5	TIED > 5	TRAILING > 5	LEADING > 6	TIED > 6	TRAILING > 6
Arkansas	47-9	14-9	10-50	49-8	14-11	8-49
Corpus Christi	61-10	12-9	9-37	59-10	13-6	10-39
Frisco	40-11	10-8	10-61	44-10	8-7	8-63
Midland	52-12	8-13	8-46	52-8	5-7	11-56
NW Arkansas	53-10	6-8	11-52	56-6	6-14	8-50
San Antonio	51-8	10-8	10-51	57-8	7-8	7-51
Springfield	41-11	9-9	10-59	40-11	11-6	8-62
Tulsa	59-9	3-8	12-48	59-9	5-10	10-46

	LEADING > 7	TIED > 7	TRAILING > 7	LEADING > 8	TIED > 8	TRAILING > 8
Arkansas	59-4	8-7	4-57	56-0	4-7	3-57
Corpus Christi	66-9	9-5	7-41	71-6	6-7	5-42
Frisco	44-9	12-7	4-64	47-2	8-7	2-68
Midland	53-5	8-8	7-58	55-5	11-3	1-59
NW Arkansas	57-4	7-12	6-54	55-3	6-6	2-56
San Antonio	59-5	4-8	8-54	56-1	7-7	5-56
Springfield	47-6	7-5	5-68	51-1	5-5	2-66
Tulsa	63-5	5-8	6-52	63-3	4-9	1-50

### SCORING FIRST

TEAM	W-L	WPCT
San Antonio	49-13	.790
Corpus Christi	57-18	.760
Tulsa	53-25	.679
NW Arkansas	44-21	.677
Midland	46-22	.676
Arkansas	44-22	.667
Frisco	44-28	.611
Springfield	41-29	.586

### SCORING LAST

TEAM	W-L	WPCT
Corpus Christi	50-12	.806
Arkansas	36-23	.610
NW Arkansas	36-24	.600
Frisco	36-27	.571
Midland	36-27	.571
San Antonio	33-27	.550
Tulsa	35-30	.538
Springfield	26-29	.473

### 1-RUN GAMES

TEAM	W-L	WPCT
Frisco	21-17	.553
Tulsa	22-18	.550
San Antonio	23-24	.489
Corpus Christi	20-21	.488
Midland	20-21	.488
NW Arkansas	20-21	.488
Springfield	18-19	.486
Arkansas	16-19	.457

### 2-RUN GAMES

TEAM	W-L	WPCT
Corpus Christi	15-9	.625
Arkansas	19-12	.613
NW Arkansas	11-7	.611
Tulsa	13-10	.565
Frisco	14-17	.452
Midland	10-13	.435
Springfield	9-16	.360
San Antonio	8-15	.348

### 3-RUN GAMES

TEAM	W-L	WPCT
Corpus Christi	14-6	.700
San Antonio	14-8	.636
NW Arkansas	12-7	.632
Arkansas	8-8	.500
Frisco	7-8	.467
Midland	8-11	.421
Tulsa	7-12	.368
Springfield	6-16	.273

### +3-RUN GAMES

TEAM	W-L	WPCT
Corpus Christi	33-20	.623
San Antonio	26-20	.565
Tulsa	32-25	.561
Midland	30-26	.536
Arkansas	28-29	.491
Springfield	27-28	.491
NW Arkansas	27-35	.435
Frisco	18-38	.321

### EXTRA INNINGS

TEAM	W-L	WPCT
Springfield	7-3	.700
Corpus Christi	7-5	.583
Frisco	8-7	.533
San Antonio	8-7	.533
NW Arkansas	6-6	.500
Midland	6-7	.462
Tulsa	4-7	.364
Arkansas	3-7	.300

### DOUBLE HEADERS

TEAM	W-L	WPCT
Tulsa	7-3	.700
San Antonio	5-3	.625
Arkansas	6-4	.600
Frisco	3-3	.500
NW Arkansas	7-7	.500
Midland	1-5	.167
Springfield	1-5	.167
Corpus Christi	-	

### SHUTOUT RECORD

TEAM	W-L	WPCT
Tulsa	11-6	.647
San Antonio	14-10	.583
NW Arkansas	9-7	.563
Springfield	8-7	.533
Corpus Christi	9-9	.500
Frisco	6-7	.462
Midland	7-12	.368
Arkansas	5-11	.313

### TEAM HIGHS

BATTING	RUNS	HITS	2B	3B	HR	RBI	BB	SO	SB	CS	E
Arkansas	16	21	7	2	4	16	10	15	3	3	4
Corpus Christi	15	20	7	2	5	14	9	15	5	3	4
Frisco	13	23	7	2	4	12	10	15	7	3	4
Midland	14	23	8	2	4	13	9	18	5	3	5
NW Arkansas	17	18	5	2	5	15	8	16	5	4	3
San Antonio	20	18	7	2	4	20	10	15	4	2	3
Springfield	16	19	5	2	6	15	11	17	3	2	3
Tulsa	14	18	6	2	4	13	9	17	3	2	5

### PITCHING

IP	H	R	ER	HR	BB	SO	WP
Arkansas	13.0	19	13	12	4	9	16
Corpus Christi	12.0	18	13	12	4	10	16
Frisco	12.0	23	20	19	4	9	15
Midland	13.0	23	16	16	4	7	15
NW Arkansas	12.0	20	15	15	4	9	15
San Antonio	12.2	18	13	11	4	8	17
Springfield	12.0	18	12	12	5	10	15
Tulsa	13.0	18	17	16	6	11	18

2018 IN REVIEW

# 2018 TEXAS LEAGUE MISCELLANEOUS STATISTICS (Cont.)

## GRAND SLAM HOME RUNS

DATE	BATTER	TEAM	OPPONENT	PITCHER
APR 5	Errol Robinson	Tulsa	Frisco	Collin Wiles
APR 19	John Nogowski	Springfield	Arkansas	Stephen Perakslis
APR 29	Joey Culetta	Arkansas	Springfield	Ronnie Williams
MAY 5	Kyle Overstreet	San Antonio	Corpus Christi	Sean Stutzman
MAY 5	Randy Arozarena	Springfield	Tulsa	Michael Johnson
MAY 7	Ty France	San Antonio	Corpus Christi	Sean Stutzman
MAY 7	Mikey White	Midland	Frisco	Tyler Davis
MAY 14	Chris Mariscal	Arkansas	NW Arkansas	Andres Machado
MAY 14	Peter O'Brien	Tulsa	Springfield	Ramon Santos
MAY 20	Drew Robinson	Frisco	Corpus Christi	Carlos Sierra
MAY 29	Tyler Marincov	Midland	Arkansas	Nathan Bannister
JUN 3	Matthew Batten	San Antonio	Springfield	Ian McKinney
JUL 2	Juremi Profar	Frisco	Tulsa	Devin Smeltzer
JUL 3	Preston Beck	Frisco	Tulsa	Brian Moran
JUL 14	Chuck Taylor	Arkansas	Springfield	Will Latcham
JUL 16	Johan Mieses	Springfield	NW Arkansas	Bryan Brickhouse
AUG 4	Ty France	San Antonio	Midland	Nolan Blackwood
AUG 5	Juremi Profar	Frisco	Corpus Christi	Corbin Martin
AUG 11	Joey Culetta	Arkansas	Midland	Miguel Romero
AUG 26	Johan Mieses	Springfield	Tulsa	Shea Spitzbarth

## 3-HOME RUN GAMES FOR BATTERS

DATE	BATTER	TEAM	AB/OTHER HITS	OPPONENT
JUL 9	Lorenzo Quintana	Corpus Christi	3/NONE	NW Arkansas

## HIT FOR CYCLE

DATE	BATTER	TEAM	HITS/AT-BATS	OPPONENT
JUN 21	Nicky Lopez	NW Arkansas	5/6	Tulsa

## 5-HIT GAMES FOR BATTERS

DATE	BATTER	TEAM	AT-BATS	OPPONENT
APR 20	Ryne Birk	Corpus Christi	5	Frisco
APR 21	Myles Straw	Corpus Christi	5	Frisco
MAY 3	Eli White	Midland	5	Corpus Christi
MAY 17	Braden Bishop	Arkansas	5	NW Arkansas
MAY 26	Myles Straw	Corpus Christi	5	Tulsa
JUN 1	Eric Filia	Arkansas	5	Frisco
JUN 2	Stefan Trosclair	Springfield	5	San Antonio
JUN 21	Nicky Lopez	NW Arkansas	6	Tulsa
AUG 3	Tyler Ramirez	Midland	7	San Antonio

## FIRST ON CATCHER INTERFERENCE

DATE	BATTER	TEAM	OPP	CATCHER	PITCHER
APR 6	Eliezer Alvarez	FRI	TUL	Keibert Ruiz	Caleb Ferguson
APR 17	Connor Joe	TUL	MID	Sean Murphy	Corey Walter
JUN 21	Edmundo Sosa	SPR	ARK	Joe DeCarlo	Williams Perez
JUN 28	Ryne Birk	CC	ARK	Joe DeCarlo	Anthony Misiewicz
JUL 13	Destin Hood	FRI	SA	Austin Allen	Chris Paddack
JUL 21	Destin Hood	FRI	SA	Webster Rivas	Gerardo Reyes
AUG 10	Destin Hood	FRI	NWA	Nick Dini	Scott Blewett

## LOW-HIT GAMES

TYPE	DATE	PITCHER	TEAM	OPP	RESULT
TWO-HITTER	JUL 13	Chris Paddack	SA	FRI	Lost 2-1, G2, 6 INN
THREE-HITTER	JUL 5	Dean Kremer	TUL	MID	Won 2-0, G2, 7 INN



# 2018 TEXAS LEAGUE COMBINATION SHUTOUTS

DATE	TEAM	PITCHERS
APR 7	Tulsa	DeFratus, 6.0 ; Corcino, 3.0 ; (VS Frisco)
APR 10	NW Arkansas	Griffin, 6.0 ; Fernandez, P, 1.0 ; Terrero, 1.0 ; Newberry, 1.0 ; (VS San Antonio)
APR 10	Midland	Seddon, 7.0 ; Martin, J, 2.0 ; (VS Tulsa)
APR 14	Springfield	Greene, 6.0 ; Beck, 1.0 ; (VS Midland)
APR 16	Corpus Christi	Perez, C, 4.0 ; Garza, 4.0 ; Pinales, E, 1.0 ; (VS Arkansas)
APR 17	Midland (#2)	Walter, 7.0 ; Healy, T, 1.0 ; Wendelken, 1.0 ; (VS Tulsa)
APR 17	NW Arkansas (#2)	Buchholz, 4.2 ; Adam, 2.1 ; Terrero, 1.0 ; Newberry, 1.0 ; (VS San Antonio)
APR 19	Tulsa (#2)	Duncan, 3.2 ; Spitzbarth, 2.1 ; Johnson, M, 2.1 ; Copping, 0.2 ; (VS NW Arkansas)
APR 23	San Antonio	Diaz, M, 4.0 ; Johnson, E, 2.0 ; Strahm, 1.0 ; Wick, 1.0 ; Wieck, 1.0 ; (VS Frisco)
APR 29	San Antonio (#2)	Allen, L, 7.0 ; Overton, 1.0 ; Strahm, 1.0 ; (VS Midland)
MAY 1	Tulsa (#3)	Duncan, 6.0 ; Baker, D, 1.0 ; Copping, 1.0 ; Sborz, 1.0 ; (VS Arkansas)
MAY 8	San Antonio (#3)	Diaz, M, 2.2 ; Jester, 1.1 ; Johnson, E, 2.0 ; Reyes, Ger, 2.0 ; Yardley, 1.0 ; (VS Corpus Christi)
MAY 8	Frisco	Benjamin, 6.0 ; Garrett, 1.0 ; Fasola, 1.0 ; Feigl, 1.0 ; (VS Midland)
MAY 17	Corpus Christi (#2)	Hartman, 6.1 ; Pinales, E, 1.2 ; Ferrell, R, 1.0 ; (VS San Antonio)
MAY 19	Springfield (#2)	Reyes, AI, 7.2 ; Thomson, 0.1 ; Lyons, 1.0 ; (VS NW Arkansas)
MAY 24	Springfield (#3)	Woodford, 8.0 ; Beck, 2.0 ; (VS Corpus Christi)
MAY 30	San Antonio (#4)	Nix, 4.0 ; Johnson, E, 2.0 ; Reyes, Ger, 1.0 ; Wick, 1.0 ; Wieck, 1.0 ; (VS Tulsa)
MAY 31	San Antonio (#5)	Allen, L, 7.0 ; Jester, 2.0 ; (VS Tulsa)
JUN 3	San Antonio (#6)	Quantrill, 7.0 ; Wick, 1.0 ; Reyes, Ger, 1.0 ; (VS Springfield)
JUN 6	San Antonio (#7)	Allen, L, 7.0 ; Johnson, E, 2.0 ; (VS Midland)
JUN 11	NW Arkansas (#3)	Griffin, 7.0 ; Newberry, 2.0 ; (VS Arkansas)
JUN 18	Corpus Christi (#3)	Whitley, 4.0 ; Winkelman, 1.0 ; Bostick, A, 4.0 ; (VS San Antonio)
JUN 20	Corpus Christi (#4)	Hartman, 7.0 ; Deetz, 1.0 ; Ferrell, R, 1.0 ; (VS San Antonio)
JUN 22	Corpus Christi (#5)	Valdez, F, 4.0 ; Hill, 1.0 ; Perez, C, 3.0 ; Ferrell, R, 1.0 ; (VS Frisco)
JUN 22	San Antonio (#8)	Keel, 7.1 ; Yardley, 0.2 ; Wieck, 1.0 ; (VS Midland)
JUN 23	San Antonio (#9)	Scholtens, 6.0 ; Jester, 1.0 ; Johnson, E, 1.0 ; Wick, 1.0 ; (VS Midland)
JUN 28	Arkansas	Misiewicz, 4.0 ; Herrmann, 3.0 ; Warren, 1.0 ; Festa, 1.0 ; (VS Corpus Christi)
JUN 30	Tulsa (#4)	Bawcom, 5.2 ; Moran, 1.0 ; Copping, 1.1 ; Baker, D, 1.0 ; (VS Midland)
JUL 5	Corpus Christi (#6)	Whitley, 0.2 ; Blanco, 4.0 ; Winkelman, 4.1 ; (VS Arkansas)
JUL 7	Corpus Christi (#7)	Martin, C, 5.0 ; Valdez, F, 4.0 ; (VS NW Arkansas)
JUL 8	Springfield (#4)	Jones, 6.0 ; Sexton, 1.0 ; Gregerson, 1.0 ; Mendoza, H, 1.0 ; (VS Midland)
JUL 9	Midland (#3)	Luzardo, 6.0 ; Romero, 1.0 ; Blackwood, 1.0 ; Finnegan, 1.0 ; (VS Springfield)
JUL 15	San Antonio (#10)	Bachar, 3.0 ; Diaz, M, 5.0 ; Weir, 1.0 ; (VS Midland)
JUL 20	NW Arkansas (#4)	Fernandez, P, 5.0 ; Castillo, C, 3.0 ; Terrero, 1.0 ; (VS Tulsa)
JUL 22	Springfield (#5)	Shew, 6.0 ; Fernandez, J, 2.0 ; Gonzalez, D, 1.0 ; (VS Arkansas)
JUL 23	Springfield (#6)	Warner, 6.0 ; Santos, R, 2.0 ; Carter, 1.0 ; (VS Tulsa)
JUL 24	NW Arkansas (#5)	Boyer, 0.2 ; Griffin, 6.1 ; (VS Arkansas)
JUL 25	San Antonio (#11)	Paddack, 5.2 ; Diaz, M, 3.1 ; (VS Corpus Christi)
JUL 27	NW Arkansas (#6)	Ogando, 5.0 ; Boyer, 1.0 ; Speier, 2.0 ; Sheller, 1.0 ; (VS Springfield)
JUL 30	Corpus Christi (#8)	Valdez, F, 7.2 ; Ferrell, J, 1.1 ; (VS San Antonio)
AUG 4	Tulsa (#5)	Holmes, 7.0 ; Kasowski, 1.1 ; Istler, 0.2 ; (VS Arkansas)
AUG 4	NW Arkansas (#7)	Griffin, 7.0 ; Fernandez, P, 2.0 ; (VS Springfield)
AUG 8	NW Arkansas (#8)	Ogando, 6.0 ; Fernandez, P, 1.0 ; (VS Midland, G2)
AUG 9	Frisco (#2)	Hernandez, J, 6.0 ; Davis, 1.0 ; (VS Arkansas, G2)
AUG 10	Springfield (#7)	Kruczynski, 7.0 ; Mendoza, H, 1.0 ; Santos, R, 1.0 ; (VS Corpus Christi)
AUG 11	Tulsa (#6)	Gonsolin, 4.0 ; Istler, 1.0 ; Alvarez, Y, 4.0 ; (VS San Antonio)
AUG 12	Midland (#4)	Dunshree, 7.1 ; Finnegan, 1.2 ; (VS Arkansas)
AUG 14	Arkansas (#2)	Goudeau, 7.0 ; Mills, 1.0 ; Festa, 1.0 ; (VS Frisco)
AUG 14	Midland (#5)	Ruiz, N, 7.0 ; Gorman, 2.0 ; (VS NW Arkansas)
AUG 14	San Antonio (#12)	Bachar, 6.0 ; Diaz, M, 3.0 ; (VS Springfield)
AUG 15	NW Arkansas (#9)	Ogando, 6.0 ; Marte, Y, 3.0 ; (VS Midland)
AUG 17	Tulsa (#7)	May, 4.2 ; Istler, 1.0 ; Long, 1.1 ; (VS San Antonio)
AUG 19	Springfield (#8)	Wainwright, 2.0 ; Martinez, C, 1.0 ; Mendoza, H, 2.0 ; (VS Corpus Christi)
AUG 21	Frisco (#3)	Benjamin, 7.0 ; Weickel, 1.0 ; Pelham, 1.0 ; (VS San Antonio)
AUG 23	Midland (#6)	Bracewell, 8.0 ; Martin, J, 1.0 ; (VS Corpus Christi)
AUG 24	San Antonio (#13)	Ramirez, E, 6.0 ; Megill, 1.0 ; Ashbeck, 1.0 ; Munoz, 1.0 ; (VS Frisco)
AUG 24	Tulsa (#8)	White, M, 7.0 ; Scrubb, 1.0 ; Somsen, 1.0 ; (VS Arkansas)
AUG 25	Tulsa (#9)	Gonsolin, 5.0 ; Istler, 3.0 ; Richman, 1.0 ; (VS Springfield)
AUG 27	Arkansas (#3)	Misiewicz, 6.0 ; Bonnell, 1.0 ; Gillies, 1.0 ; Festa, 1.0 ; (VS NW Arkansas)
AUG 27	San Antonio (#14)	Huffman, 7.0 ; Reyes, Ger, 2.0 ; (VS Corpus Christi)
AUG 29	Frisco (#4)	Payano, P, 6.0 ; Parks, 2.0 ; Pelham, 1.0 ; (VS Corpus Christi)
AUG 29	Tulsa (#10)	Sopko, 4.0 ; Spitzbarth, 2.0 ; Somsen, 1.0 ; (VS NW Arkansas, G2)
SEP 2	Corpus Christi (#9)	Bukauskas, 6.0 ; Scheetz, 3.0 ; (VS San Antonio)
SEP 2	Midland (#7)	Howard, 6.0 ; Romero, 2.0 ; Gorman, 1.0 ; (VS Frisco)

2018 IN REVIEW

# SAN DIEGO PADRES



## SAN DIEGO PADRES



### YEAR-BY-YEAR (Last 20 Years)

<b>2018:</b>	66-96	5th, NL West
<b>2017:</b>	71-91	4th, NL West
<b>2016:</b>	68-94	5th, NL West
<b>2015:</b>	74-88	4th, NL West
<b>2014:</b>	77-85	3rd, NL West
<b>2013:</b>	76-86	3rd, NL West
<b>2012:</b>	76-86	4th, NL West
<b>2011:</b>	71-91	5th, NL West
<b>2010:</b>	90-72	2nd, NL West
<b>2009:</b>	75-87	4th, NL West
<b>2008:</b>	63-99	5th, NL West
<b>2007:</b>	89-74	3rd, NL West
<b>2006:</b>	88-74	1st, NL West (Lost NLDS)
<b>2005:</b>	82-80	1st, NL West (Lost NLDS)
<b>2004:</b>	87-75	3rd, NL West
<b>2003:</b>	64-98	5th, NL West
<b>2002:</b>	66-96	5th, NL West
<b>2001:</b>	79-83	4th, NL West
<b>2000:</b>	76-86	5th, NL West
<b>1999:</b>	74-88	4th, NL West

### Petco Park

100 Park Blvd.  
San Diego, CA 92101  
Phone: (619) 795-5555  
www.padres.com

### FIELD STAFF

**Manager:** Andy Green  
**Hitting Coach:** Johnny Washington  
**Pitching Coach:** Darren Balsley  
**First Base Coach:** Skip Schumaker  
**Third Base Coach:** Glenn Hoffman  
**Asst. Hitting Coach:** Damion Easley  
**Bench Coach:** Rod Barajas  
**Bullpen Coach:** Doug Bochtler  
**Major League Development Coordinator:** Keith Werman

### BASEBALL OPERATIONS

VP, Assistant General Manager: Fred Uhlman, Jr.  
Senior Advisor/Director of Player Personnel: Logan White  
Assistant General Manager: Josh Stein  
Special Assistant to the General Manager: James Keller  
Director, Baseball Operations: Nick Ennis  
Director, Baseball Information Services: Matt Klotsche  
Director, Player & Staff Services: TJ Lasita  
Director, Player Health and Performance: Don Tricker  
Director, Baseball Systems: Wells Oliver  
Developer, Baseball Systems: Garret Doe  
Director, Baseball Research & Development: Adam Esquer  
Analyst, Baseball Research & Development: Nathan Landau  
Manager, Baseball Administration and Special Assistant to the General Manager: Michaelene Courtis  
Senior Analyst: Dave Cameron  
Assistant Director, Baseball Operations: David Longley  
Baseball Operations Fellow: Samantha Schultz  
Baseball Operations Fellow: Rohanna Pacheco  
Coordinator, Baseball Operations: Brett Becker  
Coordinator, Video Scouting & Baseball Operations: Max Kraust  
Head Athletic Trainer: Mark Rogow  
Major League, Assistant Athletic Trainer: Kevin Pillifant  
Major League, Assistant Athletic Trainer: Michael Salazar  
Senior Director, Player Development: Sam Geaney  
Director, Player Development: Ben Sestanovich  
Coordinator, Video Scouting & Player Development Video Operations: Ethan Dixon  
Coordinator, English Instruction: Kaitlyn Teske  
Director, Amateur Scouting: Mark Conner  
Coordinator, Amateur Scouting: Sam Ray  
Manager, ML Advance Scouting & Video Operations: Patrick Coghlan  
Manager, Baseball Research & Development: Tristan Sandler

## SAN DIEGO PADRES PLAYER DEVELOPMENT

### Senior Director, Player Development: Sam Geaney

Sam Geaney enters his fifth season as the Padres organization's Director of Player Development after being named to the position on October 20, 2014. He is responsible for managing all of the organization's player development efforts, including working with roving coordinators as well as managers and coaches at each of the club's affiliates.

Prior to joining San Diego, Geaney spent the previous nine seasons (2006-14) with the Oakland

Athletics and the last three as the club's coordinator of international scouting.

Geaney began his career in baseball as an intern for the Athletics' baseball operations department in 2006 before joining the staff full-time in 2007 as an assistant in the scouting department as well as serving as an area scout for Northern California. After being promoted to coordinator of scouting, he was named the club's coordinator of international scouting in January of 2012.

A native of Oakland, Calif., he graduated from the University of California, Berkeley in 2007 with a Bachelor of Arts degree in political science.

## SAN DIEGO PADRES COMMUNICATIONS

**Director, Communications:** Craig Hughner

**Senior Manager, Business Communications & Spanish Media Relations:** Danny Sanchez

**Senior Manager, Media Relations & Baseball Information:** Darren Feeny

**Manager, Media Relations & Baseball Information:** JP Nolan

**Coordinator, Business Communications:** Vanessa Dominguez

**Broadcasters:** Jesse Agler, Mark Grant, Tony Gwynn Jr., Carlos Hernandez, Ted Leitner, Don Orsillo, Eduardo Ortega and Bob Scanlan

## SAN DIEGO PADRES 2019 SCHEDULE

March 28-31.....San Francisco  
 April 3.....Arizona  
 April 4-7.....@St. Louis  
 April 8-10.....@San Francisco  
 April 11-14.....@Arizona  
 April 15-16.....Colorado  
 April 18-21.....Cincinnati  
 April 23-24.....Seattle  
 April 26-28.....@Washington

May/June 31-2.....Miami  
 June 3-5.....Philadelphia  
 June 6-9.....Washington  
 June 11-12.....@San Francisco  
 June 13-16.....@Colorado  
 June 17-19.....Milwaukee  
 June 21-23.....Pittsburgh  
 June 25-26.....@Baltimore  
 June 28-30.....St. Louis

August 1-4.....@Los Angeles (NL)  
 August 6-7.....@Seattle  
 August 8-11.....Colorado  
 August 12-14.....Tampa Bay  
 August 16-18.....@Philadelphia  
 August 19-21.....@Cincinnati  
 August 23-25.....Boston  
 August 26-28.....Los Angeles (NL)  
 August/Sept 29-1.....@San Francisco

April/May 30-2.....@Atlanta  
 May 3-5.....Los Angeles (NL)  
 May 6-8.....New York (NL)  
 May 10-12.....@Colorado  
 May 14-15.....@Los Angeles (NL)  
 May 16-19.....Pittsburgh  
 May 20-22.....Arizona  
 May 24-26.....@Toronto  
 May 27-29.....@New York (AL)

July 1-3.....San Francisco  
 July 4-7.....@Los Angeles (NL)  
 July 8-11.....All-Star Break Cleveland, OH  
 July 12-14.....Atlanta  
 July 16-18.....@Miami  
 July 19-21.....@Chicago (NL)  
 July 22-25.....@New York (NL)  
 July 26-28.....San Francisco  
 July 29-30.....Baltimore

September 2-4.....@Arizona  
 September 6-8.....Colorado  
 September 9-12.....Chicago (NL)  
 September 13-15.....@Colorado  
 September 16-19.....@Milwaukee  
 September 20-22.....Arizona  
 September 24-26.....Los Angeles (NL)  
 September 27-29.....@Arizona

**TRIPLE-A: EL PASO CHIHUAHUAS**



**Southwest University Park**

One Ballpark Way

El Paso, TX 79901

Phone: (915) 533-2273

[www.epchihuahuas.com](http://www.epchihuahuas.com)

**FIELD STAFF**


Manager: Edwin Rodriguez

Hitting Coach: Morgan Burkhart

Pitching Coach: Bronswell Patrick

Fielding Coach: Lance Burkhart

2018: 82-57 (.590)  
 2017: 73-69 (.514)  
 2016: 73-70 (.510)\*  
 2015: 78-66 (.542)  
 2014: 72-72 (.500)



\*League Champion

**ADVANCED-A: LAKE ELSINORE STORM**

**The Diamond**

500 Diamond Drive

Lake Elsinore, CA 92530

Phone: (951) 245-4487

[www.stormbaseball.com](http://www.stormbaseball.com)



**FIELD STAFF**

Manager: Tony Tarasco

Hitting Coach: Doug Banks

Pitching Coach: Pete Zamora

Fielding Coach: Felipe Blanco

2018: 68-72 (.486)  
 2017: 64-76 (.457)  
 2016: 69-71 (.493)  
 2015: 50-90 (.357)  
 2014: 75-65 (.536)  
 2013: 61-79 (.436)  
 2012: 69-71 (.493)

2011: 69-71 (.493)\*  
 2010: 81-59 (.579)  
 2009: 73-67 (.521)  
 2008: 71-69 (.507)  
 2007: 74-65 (.532)  
 2006: 74-66 (.529)  
 2005: 70-68 (.507)

2004: 68-72 (.486)  
 2003: 79-61 (.564)  
 2002: 75-65 (.536)  
 2001: 91-49 (.650)\*  
 2000: 70-70 (.500)  
 1999: 63-77 (.450)  
 1998: 66-74 (.471)

\*League Champion

## SINGLE-A: FORT WAYNE TIN CAPS



### **Parkview Field**

1301 Ewing Street  
Fort Wayne, IN 46802  
Phone: (260) 482-6400  
www.tincaps.com

### **FIELD STAFF**

Manager: Anthony Contreras  
Hitting Coach: Jon Mathews  
Pitching Coach: Burt Hooton  
Fielding Coach: Jhonny Carvajal

2018: 64-74 (.464)	2011: 69-70 (.496)	2004: 72-68 (.514)
2017: 68-72 (.486)	2010: 77-63 (.550)	2003: 71-66 (.518)
2016: 62-78 (.443)	2009: 94-46 (.671)*	2002: 69-68 (.504)
2015: 77-61 (.558)	2008: 71-69 (.507)	2001: 54-83 (.394)
2014: 63-76 (.453)	2007: 55-84 (.396)	2000: 72-65 (.526)
2013: 72-67 (.518)	2006: 71-66 (.518)	1999: 61-79 (.436)
2012: 69-71 (.493)	2005: 65-75 (.464)	

\*League Champion

## SHORT-SEASON: TRI-CITY DUST DEVILS



### **Gesa Stadium**

6200 Burden Blvd  
Pasco, WA 99301  
Phone: (509) 544-8789  
www.dustdevilsbaseball.com

### **FIELD STAFF**

Manager: Mike McCoy  
Hitting Coach: Pat O'Sullivan  
Pitching Coach: Leo Rosales  
Fielding Coach: Oscar Salazar

2018: 35-41 (.461)
2017: 40-36 (.526)
2016: 34-42 (.447)
2015: 42-34 (.553)

\*League Champion



**ROOKIE LEVEL/AZL: PADRES 1 & 2**



**Peoria Sports Complex**

8131 W. Paradise Lane  
 Peoria, AZ 85382  
 Phone: (623) 486-7000

**FIELD STAFF**

Manager: Vinny Lopez  
 Hitting Coach: Jed Morris  
 Pitching Coach: Giancarlo Alvarado  
 Fielding Coach: Jonathan Meyer

2018: 53-59 (.473)  
 2017: 55-56 (.495)  
 2016: 25-30 (.455)  
 2015: 23-33 (.411)  
 2014: 20-36 (.357)

2013: 28-26 (.519)  
 2012: 16-40 (.286)  
 2011: 23-33 (.411)  
 2010: 20-35 (.364)  
 2009: 28-28 (.500)

2008: 33-23 (.589)  
 2007: 28-28 (.500)  
 2006: 36-19 (.655)  
 2005: 29-27 (.518)  
 2004: 26-30 (.464)

\*League Champion

**DOMINICAN SUMMER LEAGUE: PADRES**



**Najayo Complex**

San Cristobal, Dominican Republic

**FIELD STAFF**

Manager: Miguel Del Castillo  
 Pitching Coach: Nelson Cruz  
 Hitting Coach: Yunir Garcia  
 Coach: Jhonaldo Pozo

2018: 37-35 (.514)  
 2017: 24-47 (.338)  
 2016: 36-33 (.522)  
 2015: 31-41 (.431)  
 2014: 17-54 (.239)  
 2013: 26-43 (.377)  
 2012: 28-42 (.400)

2011: 27-41 (.397)  
 2010: 25-45 (.357)  
 2009: 25-46 (.352)  
 2008: 30-42 (.417)  
 2007: 18-46 (.281)  
 2006: 32-33 (.492)  
 2005: 37-34 (.521)

2004: N/A  
 2003: N/A  
 2002: N/A  
 2001: N/A  
 2000: N/A  
 1999: N/A

## 2018 PADRES ORGANIZATIONAL RECORDS

CLUB	WINS	LOSSES	WINNING %
El Paso	82	57	.590
San Antonio	71	67	.514
Lake Elsinore	68	72	.486
Fort Wayne	64	74	.464
Tri-City	35	41	.482
AZL Padres 1	27	29	.563
AZL Padres 2	26	30	.464
DSL Padres	37	35	.514
<b>TOTAL</b>	<b>410</b>	<b>405</b>	<b>.503</b>

## 2018 PADRES INDIVIDUAL ORGANIZATIONAL LEADERS

### BATTERS

#### AVERAGE

Marcano, Tucupita	TRI	.366
Solomon, Lee	SD1	.298
Naylor, Josh	SA	.297
Urias, Luis	ELP	.296
Nicholas, Brett	ELP	.291

#### HOME RUNS

Allen, Austin	SA	22
France, Ty	ELP	22
Potts, Hudson	SA	19
Naylor, Josh	SA	17
Zunica, Brad	LE	17

#### RBI

France, Ty	ELP	96
Nicholas, Brett	ELP	83
Naylor, Josh	SA	74
Peterson, Shane	ELP	74
Torrens, Luis	ELP	73

#### STOLEN BASES

Reed, Buddy	SA	51
Ruiz, Esteury	FW	49
Podorsky, Robbie	FW	24
Edwards, Xavier	TRI	22
Olivares, Edward	LE	21

### PITCHERS

#### WINS

Allen, Logan	ELP	14
Hernandez, Osvaldo	FW	11
Keel, Jerry	ELP	10
Kennedy, Brett	ELP	10
Margevicius, Nick	SA	10

#### ERA

Paddock, Chris	SD1	2.10
Patino, Luis	SD1	2.16
Allen, Logan	ELP	2.54
Leasher, Aaron	LE	3.49
Margevicius, Nick	SA	3.60

#### SAVES

Radke, Travis	SA	16
Wick, Rowan	ELP	14
Valdez, Dauris	SA	13
Wieck, Brad	ELP	12
Bednar, David	SA	10

#### STRIKEOUTS

Allen, Logan	ELP	151
Margevicius, Nick	SA	146
Avila, Pedro	LE	142
Ramirez, Emmanuel	SA	136
Quantrill, Cal	ELP	123



*Southpaw Travis Radke led Padres farm arms with 16 saves.*

## 2019 PADRES SPRING TRAINING - COVERED BY SAM LEVITT

**Peoria, Ariz.** – Most national publications ranked the San Diego Padres’ system as the best in baseball before the 2019 season. Add in the signing of All-Star third baseman Manny Machado, and the Padres now have an exciting combination of youth and veteran star power.

There was a palpable optimism amongst the younger players in the clubhouse about where the franchise is headed at the team’s Spring Training complex.

“Everybody is really looking forward to right now and what the future holds,” said catcher Austin Allen, who was a Texas League All-Star in 2018 with Double-A San Antonio. “We went out and got Manny who’s one of the best players in the world, so that’s definitely exciting to be a part of.”

Third baseman Ty France, who was also a Texas League All-Star in 2018 while spending most of 2018 with Double-A San Antonio, echoed Allen’s thoughts about the feeling inside the clubhouse.

“You can hear the music in the locker room...it’s a light group that has a lot of fun,” France said. “The signing of Manny brought even more energy to the clubhouse and organization.”

As of mid-March, a number of younger players were still competing for spots on the Opening Day major league roster. That sense of competition certainly seems to be a positive for the organization.

“Throughout the minor league system, we’ve had a group of good pitchers working together,” said right-hander Brett Kennedy, who split the 2018 campaign between Triple-A El Paso and San Diego. “You compete against each other, and that competition makes a culture of guys competing for a common goal and being the best player you can be.”

Right-hander Eric Yardley also split last season between Triple-A El Paso and San Diego. He expressed the feeling of it being a “different” spring training camp prior to the 2019 season.

“The reoccurring theme is that it’s been a different camp this year...a lot more fun and competitive,” Yardley said. “Everybody who’s gone through San Antonio and El Paso is now starting to get their shot in the big leagues...we’ve kind of had this rebuilding process and to finally have it come together is really exciting.”

A loaded San Diego Padres farm system looks promising for the Amarillo Sod Poodles with multiple top prospects slated to make appearances at HODGETOWN this summer. As a talented Sod Poodles roster is being assembled in Peoria, Arizona, Sod Poodles fans have a lot to be excited about with professional affiliated baseball returning to the Texas panhandle.





# SAN DIEGO PADRES 2019 SCHEDULE

MARCH/APRIL							
SUN	MON	TUE	WED	THU	FRI	SAT	
24	25	26	27	28	29	30	SF 5:40
				SF 1:10	SF 7:10		
31	1	2	3	4	5	6	STL 11:15
SF 11:10	ARI 7:10	ARI 7:10	ARI 12:40	STL 1:15	ARI 6:40	ARI 6:40	
7	8	9	10	11	12	13	ARI 5:10
STL 11:15	SF 6:45	SF 6:45	SF 12:45	ARI 6:40	ARI 6:40	ARI 5:10	
14	15	16	17	18	19	20	CIN 5:40
ARI 11:10	COL 7:10	COL 6:10		CIN 7:10	CIN 7:10	CIN 5:40	
21	22	23	24	25	26	27	WSH 1:05
CIN 1:10		SEA 7:10	SEA 12:40		WSH 4:05	WSH 1:05	

JULY							
SUN	MON	TUE	WED	THU	FRI	SAT	
30	1	2	3	4	5	6	LAD 7:10
STL 1:10	SF 7:10	SF 7:10	SF 6:10	LAD 6:10	LAD 7:10	LAD 7:10	
7	8	9	10	11	12	13	ATL 5:40
LAD 1:10	HR DERBY	ASG			ATL 7:10	ATL 5:40	
14	15	16	17	18	19	20	CHC 11:20
ATL 1:10		MIA 4:10	MIA 4:10	MIA 9:10	CHC 11:20	CHC 11:20	
21	22	23	24	25	26	27	SF 5:40
CHC 11:20		MIA 4:10	NYM 4:10	NYM 9:10	SF 7:10	SF 5:40	
28	29	30	31				
SF 1:10	BAL 7:10	BAL 12:40					

MAY							
SUN	MON	TUE	WED	THU	FRI	SAT	
28	29	30	1	2	3	4	LAD 5:40
WSH 10:35	ATL 4:20	ATL 4:20	ATL 4:20	ATL 9:10	LAD 7:10	LAD 5:40	
5	6	7	8	9	10	11	COL 5:10
LAD 1:10	NYM 7:10	NYM 7:10	NYM 12:40		COL 5:40	COL 5:10	
12	13	14	15	16	17	18	PIT 5:40
COL 12:10	LAD 7:10	LAD 7:10	LAD 7:10	PIT 7:10	PIT 7:10	PIT 5:40	
19	20	21	22	23	24	25	TOR 12:07
PIT 1:10	ARI 7:10	ARI 7:10	ARI 12:40		TOR 4:07	TOR 12:07	
26	27	28	29	30	31		
TOR 10:07	NY 10:05	NY 3:35	NY 10:05		MIA 7:10		

AUGUST							
SUN	MON	TUE	WED	THU	FRI	SAT	
				1	2	3	LAD 6:10
				LAD 7:10	LAD 7:10	LAD 6:10	
4	5	6	7	8	9	10	COL 5:40
LAD 1:10		SEA 7:10	SEA 3:40	COL 7:10	COL 7:10	COL 5:40	
11	12	13	14	15	16	17	PHI 4:05
COL 12:40	TB 7:10	TB 7:10	TB 12:40		PHI 4:05	PHI 4:05	
18	19	20	21	22	23	24	BOS 5:40
PHI 10:05	CIN 4:10	CIN 4:10	CIN 9:35		BOS 7:10	BOS 5:40	
25	26	27	28	29	30	31	SF 6:05
BOS 1:10	LAD 7:10	LAD 7:10	LAD 6:10	SF 6:45	SF 7:15	SF 6:05	

JUNE							
SUN	MON	TUE	WED	THU	FRI	SAT	
						1	MIA 7:10
						MIA 7:10	
2	3	4	5	6	7	8	WSH 7:10
MIA 3:10	PHI 7:10	PHI 7:10	PHI 12:40	WSH 7:10	WSH 7:10	WSH 7:10	
9	10	11	12	13	14	15	COL 5:10
WSH 1:10		SF 6:45	SF 6:45	COL 5:40	COL 5:40	COL 5:10	
16	17	18	19	20	21	22	PIT 1:05
COL 12:10	MIL 7:10	MIL 7:10	MIL 12:40		PIT 4:05	PIT 1:05	
23	24	25	26	27	28	29	STL 7:10
PIT 10:35		BAL 4:05	BAL 12:05		STL 7:10	STL 7:10	

SEPTEMBER							
SUN	MON	TUE	WED	THU	FRI	SAT	
1	2	3	4	5	6	7	COL 5:40
SF 1:05	ARI 1:10	ARI 8:40	ARI 8:40		COL 7:10	COL 5:40	
8	9	10	11	12	13	14	COL 5:10
COL 1:10	CHC 7:10	CHC 7:10	CHC 7:10	CHC 12:40	COL 5:40	COL 5:10	
15	16	17	18	19	20	21	ARI 5:40
COL 12:10	MIL 4:40	MIL 4:40	MIL 4:40	MIL 1:10	ARI 7:10	ARI 5:40	
22	23	24	25	26	27	28	ARI 5:10
ARI 1:10		LAD 7:10	LAD 7:10	LAD 12:40	ARI 6:40	ARI 5:10	
29							
ARI 12:10							

@PADRES

PADRES

FACEBOOK.COM/PADRES

PADRES

HOME GAMES

ROAD GAMES

619.795.5555

PADRES.COM

PADRESBEISBOL.COM

ALL TIMES LISTED ARE PACIFIC TIME. ALL ELEMENTS OF THIS SCHEDULE ARE SUBJECT TO CHANGE.



## SAN DIEGO PADRES AFFILIATE HISTORY

### ALL-TIME PADRES TRIPLE-A AFFILIATES

1969	Omaha	American Association	2001-10	Portland	Pacific Coast League
1970	Salt Lake City	Pacific Coast League	2011-13	Tucson	Pacific Coast League
1971-82	Honolulu	Pacific Coast League	2014-	El Paso	Pacific Coast League
1983-2000	Las Vegas	Pacific Coast League			

### ALL-TIME PADRES DOUBLE-A AFFILIATES

1969	Elmira	Eastern League	1987-94	Wichita	Texas League
1972-75	Alexandria	Texas League	1995-96	Memphis	Southern League
1976-82	Amarillo	Texas League	1997-2006	Mobile	Southern League
1983-86	Beaumont	Texas League	2007-2018	San Antonio	Texas League
			2019-	Amarillo	Texas League

### ALL-TIME PADRES

#### HIGH-A AFFILIATES

1969	Key West	Florida State League
1970-71	Lodi	California League
1972	Kinston	Carolina League
1975-87	Reno	California League
1981-83	Salem	Carolina League
1983-94	Miami	Florida State League
1988-90	Riverside	California League
1991-92	High Desert	California League
1993-2000	Rancho Cuc.	California League
2001-	Lake Elsinore	California League

### ALL-TIME PADRES

#### LOW-A AFFILIATES

1985-92	Charleston	South Atlantic League
1989-94	Waterloo	Midwest League
1993-99	Clinton	Midwest League
1999-	Fort Wayne	Midwest League

### ALL-TIME PADRES

#### SHORT-A AFFILIATES

1969-70	Elmira	Eastern League
1970-72	Tri Cities	Northwest League
1973-82	Walla Walla	Northwest League
1980	Grays Harbor	Northwest League
1983-94	Spokane	Northwest League
2001-14	Eugene	Northwest League
2015-	Tri-City	Northwest League

### ALL-TIME PADRES

#### ROOKIE AFFILIATES

1969	Salt Lake City	Pioneer League
1981	Bradenton	Gulf Coast League
1982	Sarasota	Gulf Coast League
1989-92	Scottsdale	Arizona Rookie League
1993-2000	Peoria	Arizona Rookie League
1995-2003	Idaho Falls	Pioneer League
2004-	Peoria	Arizona Rookie League
2017-	Peoria 2	Arizona Rookie League

MEDIA



@sodpoodles



@sodpoodles



@sodpoodles



sodpoodles.com



sodpoodles.com





## MEDIA COVERAGE POLICIES

### Shane Philipps

Director, Public Relations  
Office Phone: (806) 803-5778  
Email: ShaneP@SodPoodles.com

### Adam Traylor

Coordinator, Communications  
Email: AdamT@SodPoodles.com

**WORKING PRESS CREDENTIALS:** The Amarillo Sod Poodles Baseball Club will issue 2019 media credentials to legitimate news-gathering outlets and accredited members of the media. Credentials are non-transferable and must be visible at all times. **The Sod Poodles reserve the right to revoke and terminate a media credential at any time.** Season media credentials will be issued only to those outlets that cover the Sod Poodles on a daily basis. Daily credentials are available for members of the media who do not qualify for season credentials. Requests for daily credentials must be received at least 24 hours in advance of game date. Requests must be submitted to the Sod Poodles Media Relations Department via phone or e-mail. Only credentials issued by the Sod Poodles, Texas League, Minor League Baseball, or the San Diego Padres will be recognized.

**STILL PHOTO GUIDELINES:** Properly credentialed still photographers are welcome to work on the concourse level outside first and third base. Once the game begins, photographers are prohibited from entering the dugout or playing field at any time. Still photographers are not permitted in the clubhouse at any time, without prior permission from Sod Poodles Media Relations. Media outlets may request the use of Sod Poodles photographs for editorial, non-commercial use only. Please contact the Sod Poodles Media Relations Department to make a request.

**TELEVISION GUIDELINES:** Television stations are permitted to work on the concourse level outside first and third base. Camera lights are strictly prohibited while the game is in progress. Failure to comply will result in the revocation of the media member's credential. Roving cameras are prohibited at all times, unless permission is expressly granted by the Sod Poodles Media Relations Department. Fan interviews done with a roving camera are permitted in the plaza outside of the entrance to the ballpark. Videographers are permitted in the Sod Poodles clubhouse following the game only, as escorted by Sod Poodles Media Relations staff.

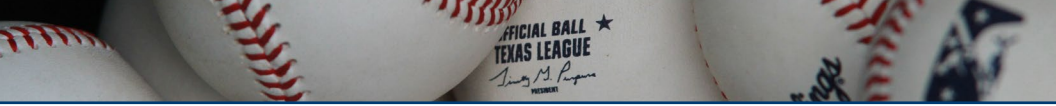
**AUTOGRAPH POLICY:** Under no circumstances are credentialed members of the media permitted to seek autographs or equipment from the playing field, dugout or clubhouse. Violation of the policy will result in immediate confiscation of the media member's credential for the 2019 season.

**WORKING PRESS BOX:** The press box is for working members of the media only. Guests will not be granted access at any time. Daily game notes and statistics will be available in the press box at least 90 minutes before game time. Box scores and will be made available immediately following the game. Additional copies are available upon request from the Sod Poodles Media Relations Department. Working space is limited - desk space will be open on first come basis.

**CLUBHOUSE ACCESS:** Gaining access to the home or visiting clubhouses before the game must be requested to Sod Poodles Media Relations. Clubhouse access post-game must also be requested to Sod Poodles Media Relations by credentialed media only. Clubhouses will be closed between games of a doubleheader and during rain delays. Clubhouse access will not be granted when players are on the field during pregame, unless otherwise noted by Sod Poodles Media Relations staff. Members of the media are prohibited from entering the training room or equipment area at any time.

**FIELD ACCESS:** Properly credentialed media are permitted to access the field and dugout areas beginning three hours prior to the scheduled first pitch and ending at the conclusion of the visiting club's batting practice. Media is prohibited from crossing either foul line or going beyond the first or third base bags—specifically during batting practice.

**INTERVIEW POLICIES:** All interviews with uniformed players and coaches, and also all gameday employees at HODGETOWN, must be made through the Amarillo Sod Poodles Media Relations Department. Players and coaches are generally available to the media prior to on-field stretching and after batting practice. Interviews may not be conducted during batting practice without prior approval from Sod Poodles Media Relations staff. After the game, clubhouses will be accessed for interviews **upon request only**. Press conferences will be held at the discretion of Sod Poodles Media Relations.



## 2019 BATTING PRACTICE SCHEDULE

### **11:05 A.M.**

### **TIME**

Home Infield	8:00-8:15
Home BP	8:15-9:15
Visitors BP	9:30-10:15
Visitors Infield	10:15-10:30
Field Prep	10:30-10:55

### **12:05 P.M.**

### **TIME**

Home Infield	9:00-9:15
Home BP	9:15-10:15
Visitors BP	10:30-11:15
Visitors Infield	11:15-11:30
Field Prep	11:30-11:55

### **1:05 P.M.**

### **TIME**

Home Infield	10:00-10:15
Home BP	10:15-11:15
Visitors BP	11:30-12:15
Visitors Infield	12:15-12:30
Field Prep	12:30-12:55

### **6:05 P.M.**

### **TIME**

Home Infield	3:00-3:15
Home BP	3:15-4:15
Visitors BP	4:30-5:15
Visitors Infield	5:15-5:30
Field Prep	5:30-5:55

### **7:05 P.M.**

### **TIME**

Home Infield	4:00-4:15
Home BP	4:15-5:15
Visitors BP	5:30-6:15
Visitors Infield	6:15-6:30
Field Prep	6:30-6:55

*\*Schedule & times subject to change*





## SOD POODLES ON THE RADIO




Townsquare Media's KIXZ-940 AM is the flagship station and the official radio home of Amarillo Sod Poodles baseball games. All 140 Amarillo Sod Poodles will be broadcast live on News Talk 940 AM KIXZ.

All 70 home and 70 away games for the 2019 season will be broadcast live from Amarillo or on the road and will include a 20-minute pre-game show. Fans from across the local area will be able to listen to every Sod Poodles game on the radio.

In addition to the radio broadcasts on KIXZ-940 AM, all Sod Poodles games will also be streamed live over the internet with Listen Live links available on SodPoodles.com and station website www.voiceofamarillo.com. The broadcasts will also be streamed through the KIXZ-940 AM mobile application.

## SAM LEVITT - SOD POODLES BROADCAST



Sam Levitt serves as the team's inaugural broadcaster, who spent the past two seasons as a member of the broadcast team for fellow Texas League team, the Corpus Christi Hooks (Houston Astros Double-A). With the Hooks, he served as a radio play-by-play broadcaster while also handling all web and social media content hosting duties for the organization.

Prior to joining the Texas League, the Northwestern graduate was the Director of Broadcasting & Media Relations for the Gateway Grizzlies, a Frontier League team located in the St. Louis market. He joined the team in 2014 and was promoted to Director of Broadcasting

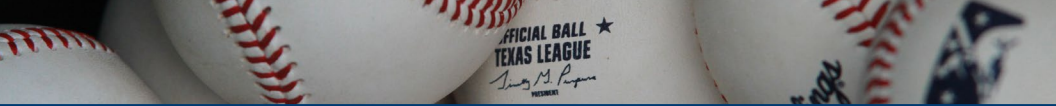
& Media Relations for the 2015 and 2016 campaigns. During this time, Levitt was also the play-by-play voice of women's basketball at Division I Southern Illinois Edwardsville, while also filling in for various men's basketball games.

The New York City area native also serves as a play-by-play broadcaster on a variety of TV and digital platforms for sports such as basketball, football, baseball, softball, volleyball, and soccer. Outlets have included ESPN3, ESPN+, Spectrum Sports Texas, Big Ten Network, NBC Sports Chicago, and many Division I athletic programs around the country. He has called games for a number of Texas universities, including Lamar, Sam Houston State, Rice, Texas A&M Corpus Christi, and UT Rio Grande Valley. Levitt also called the Corpus Christi area "High School Game of the Week" for the Texas Sports Radio Network during the 2017 football season.


## SOD POODLES ON TELEVISION



All 140 Amarillo Sod Poodles games can be streamed live on MiLB TV during the 2019 season with Sod Poodles broadcaster Sam Levitt providing the play-by-play. Annual MiLB TV subscriptions can be purchased at [www.MiLB.tv](http://www.MiLB.tv).



BAINES • HALLADAY • MARTINEZ • MUSSINA • RIVERA • SMITH




# INDUCTION

JULY 19-22 [BASEBALLHALL.ORG](http://BASEBALLHALL.ORG)



WHERE THE JOURNEY BECOMES LEGEND



## NATIONAL BASEBALL HALL OF FAME AND MUSEUM

25 Main Street, Cooperstown, New York 13326

Phone: (607) 547-7200

Public Relations: (607) 547-0215

E-mail address: [info@baseballhall.org](mailto:info@baseballhall.org)

Website: [baseballhall.org](http://baseballhall.org)

Summer Hours: Memorial Day Weekend - Labor Day Weekend: 9 a.m. to 9 p.m.

Regular Hours: 9 a.m. to 5 p.m.

Holiday Closings: Thanksgiving Day, Christmas Day, and New Year's Day.

**DIRECTORY:** Jane Forbes Clark (Chairman), Joe Morgan (Vice Chairman), Jeff Idelson (President), Jeff Jones (Senior Vice President of Finance and Administration), Sean Gahagan (Vice President, Retail Merchandising & Licensing), Erik Strohl (Vice President, Exhibitions and Collections), Ken Meifert (Vice President, Sponsorship & Development)

**RESEARCH AND LIBRARY CONTACTS:** Jim Gates (Librarian)

**PR CONTACTS:** Jon Shestakofsky (Vice President, Communications & Education) and Craig Muder (Comm. Director)

### HALL OF FAME WEEKEND 2019: July 19-22

**Class of 2019:** Harold Baines, Roy Halladay, Edgar Martinez, Mike Mussina, Mariano Rivera and Lee Smith

**Awards:** Sat. July 20, 4:30 p.m. ET    **Induction:** Sun. July 21, 1:30 p.m. ET, Clark Sports Center

### NOTABLE MINOR LEAGUE ARTIFACTS IN COOPERSTOWN

- Mask used by MiLB umpire Jen Pawol in 2017 in New York-Penn League games.
- Bat used by Indians minor leaguer Francisco Mejia during his 50-game hitting streak for Lake County and Lynchburg in 2016.
- Jersey worn by the Toledo Mud Hens' Mike Hessman on Aug. 3, 2015 when he hit his 433<sup>rd</sup> home run to set a new all-time MiLB record
- Bat used to hit a home run in the 2014 All-Star Futures Game by MVP Joey Gallo of the Texas Rangers.
- Spikes worn by Reds prospect Billy Hamilton when he stole his 146<sup>th</sup> base of the season on Aug. 21, 2012 for the Pensacola Blue Wahoos, setting a new professional single-season record.
- A's prospect Grant Green's bat from his MVP performance at the 2011 All-Star Futures Game.
- Bat used by Team Canada's Jimmy Van Ostrand during the 2009 Baseball World Cup and bat used by Team USA's Justin Smoak, the World Cup MVP.
- Bat used by 2009 Futures Game MVP Rene Tosoni of the Minnesota Twins and his Team Canada batting gloves from the 2009 Baseball World Cup.
- Ball from Oneonta Tigers Guillermo Moscoso's perfect game against Batavia in the NY-Penn. League on July 15, 2007.
- Cap, jersey and ball from Alaska League's 100<sup>th</sup> anniversary, June 21, 2005.
- Bat used in the 2002 All-Star Futures Game by MVP Jose Reyes.
- Signed ball from Duluth Dukes pitcher Ila Borders' first win (July 24, 1998); the first woman to win a professional game.
- Cap and ball from Fayetteville Generals pitcher Scott Gardner, who recorded five strikeouts in one inning on Aug. 7, 1995.
- Bat used by Michael Jordan as a member of the Birmingham Barons in the Southern League, 1994.
- Ball from 33-inning game between the Rochester Red Wings and Pawtucket Red Sox – the longest in baseball history -- begun April 18, 1981 and continued on June 23, 1981.
- Ball from the minor league All-Star Game at Doubleday Field on July 9, 1939.



**Mask used by umpire Jen Pawol in New York-Penn League games in 2017.**

### A LOOK AHEAD TO 2020

Ballots for the 2020 Hall of Fame/BBWAA election will be distributed following the 2019 season with results from the voting scheduled to be announced in January 2020. A partial list of first-year candidates for election includes: Derek Jeter, Paul Konerko, Cliff Lee and Alfonso Soriano. Historical information on past BBWAA elections and the election process can be accessed at [www.baseballhall.org](http://www.baseballhall.org) or by contacting the Hall of Fame Communications department.

### CONNECT TO COOPERSTOWN

- For up-to-the-minute news from Cooperstown, visit at [www.baseballhall.org](http://www.baseballhall.org). Stay up-to-date on all the activity at the Hall of Fame's official site and through social networking on Facebook, Instagram, Twitter and YouTube.
- If you would like to receive interesting stories and timely news items direct from the Hall of Fame and get the inside track on the latest happenings in Cooperstown, sign up for *Inside Pitch*. There's no cost to receive our weekly electronic newsletter in your e-mail box at home or work and it's easy to enroll: Just log on to [www.baseballhall.org/media/museum-facts](http://www.baseballhall.org/media/museum-facts).
- If you have an interest in receiving *Around The Horn*, the Hall's monthly media newsletter, please send an e-mail to [info@baseballhall.org](mailto:info@baseballhall.org). Be sure to include your name, name of organization and e-mail address. Or visit [www.baseballhall.org/media-info](http://www.baseballhall.org/media-info).

### RESEARCH ASSISTANCE

The Hall of Fame is pleased to provide assistance in baseball research and members of the media are encouraged to utilize this valuable baseball resource whenever necessary by calling the Public Relations department at (607) 547-0215, or the Library Reference desk at (607) 547-0330.

## BASEBALL TERMINOLOGY & GUIDELINES

**Batting Average:** Divide the number of hits by the number of at-bats.

Example: Batter A is 12-for-40.  $12/40=.300$ .

**Consecutive-Game Hitting Streak:** A consecutive-game hitting streak shall not be terminated if a player's plate appearances (one or more) result in a base on balls, hit by pitch, defensive interference or sacrifice bunt. The streak shall terminate if a player has a sacrifice fly or no hit. Consecutive-game hitting streaks do not carry over from season-to-season.

**Consecutive-Game Playing Streak:** A consecutive-game playing streak shall be extended if the player plays one-half inning on defense or if he completes a time at bat by reaching base or being put out. A pinch-running experience only shall not extend the streak. If a player is ejected from a game by an umpire before he can comply with the requirements of this rule, his streak shall continue.

**Day/Night Game:** Any game scheduled to start after 5 p.m. will be considered a night game. If a game is scheduled to start at or before 5 p.m. and is delayed by rain or for any other reason, it shall be considered a day game. However, both games of a two-night doubleheader shall be considered night games. When afternoon and night games are played on the same day and separate admissions are charged, they will be counted as one day and one night game and will not be considered a doubleheader.

**Determining Games Back in Standings:** Determine the games above .500 of team in first place, minus the games above .500 of the team you're trying to figure out. Example: If the team in first is 5 games above .500 and you are trying to figure out how many games back a team is that is one game above .500, then  $5-1=4$ , so the team is 4 games back. Or the number of fewer wins plus the number of extra losses than the leader in the standings, divided by 2.

**Earned Run Average:** Multiply the number of earned runs by 9. Take the number and divide it by the number of innings pitched.

Example: Pitcher A has allowed 12 earned runs in 45 innings.  $12 \times 9 = 108 / 45 = 2.40$ .

**Fielding Average:** Divide the total putouts and assists by the total putouts, assists and errors.

Example: Fielder A has 10 putouts, 5 assists and 1 error.  $15/16=0.938$

**Hold Rule:** The hold is not an official statistic, but it was created as a way to credit middle relief pitchers for a successful outing. If a reliever comes into a game to protect a lead, gets at least one out and leaves without giving up that lead, he is credited with a hold. You cannot get a save and a hold in the same game.

**Magic Number:** Determine the number of games yet to be played, add one, then subtract the number of games ahead in the loss column of the standings from the closest opponent.

**On-Base Percentage:** Divide (hits + walks + HBP) by (at-bats + walks + HBP + sacrifice flies). For purposes of this percentage, ignore being awarded first base via interference or obstruction.

Example: Batter A has 10 hits, 2 walks, 1 HBP, 50 at-bats and 2 sacrifice flies.  $13/65=.200$ .

**OPS:** Add the On-Base Percentage to Slugging Percentage.

Example: Player A has an on-base percentage of .405 and slugging percentage of .550.  $.405 + .550 = .955$

**Qualifications for a Batting Title:** Highest batting average based on a minimum of 2.7 PA/league games, including official times at bat, bases on balls, hit by pitch, sacrifice hits, sacrifice flies and times awarded first base due to interference or obstruction.

**Qualifications for a Pitching Title:** Lowest earned run average with a minimum of 0.8 inning pitched/league games.

**Quality Start:** Defined as a start where a pitcher lasts six or more innings and gives up three or fewer earned runs.

**Rule 5 Draft:** A player not on the Major League 40-man roster is eligible for the Rule 5 Draft if:

1. The player was 18 or younger when he first signed a professional contract and this is the fifth Rule 5 Draft since he signed.
2. He was 19 or older when he first signed a professional contract and this is the fourth Rule 5 Draft since he signed.

**Save Rule:** Credit a pitcher with a save when he meets all three of the following conditions: (1) He is the finishing pitcher in a game won by his club; (2) He is not the winning pitcher; and (3) He qualifies under one of the following conditions: (a) He enters the game with a lead of no more than three runs and pitches for at least one inning; or (b) He enters the game, regardless of the count, with the potential tying run on either base, or at bat, or on deck (that is, the potential tying run is either already on base or is one of the first two batsmen he faces); or (c) He pitches effectively for at least three innings. No more than one save can be credited in each game.

**Slugging Percentage:** Divide the number of total bases by the number of at-bats.

Example: Player A has 75 TB and 250 at-bats.  $75/250=.300$

**Winning Pitcher:** The starting pitcher will be credited with the win only if the pitcher has pitched at least five complete innings and his team not only is in the lead when he is replaced, but remains in the lead the remainder of the game. EXCEPTION: The "must-pitch-five-complete-innings" rule in respect to the starting pitcher shall be in effect for all games of six or more innings. In a five-inning game, credit the starting pitcher with a game won only if he has pitched at least four complete innings and his team not only is in the lead when he is replaced, but remains in the lead for the remainder of the game. When the starting pitcher does not meet the preceding criteria and more than one relief pitcher is used, the victory shall be awarded on the following basis:

1. When, during the tenure of the starting pitcher, the winning team assumes the lead and maintains it to the finish of the game, credit the victory to the relief pitcher judged by the official scorer to have been the most effective.
2. Whenever the score is tied, the game becomes a new contest insofar as the winning and losing pitcher is concerned.
3. Once the opposing team assumes the lead, all pitchers who have pitched up to that point are excluded from being credited with the victory, except the current pitcher.
4. The winning relief pitcher shall be the one who is the pitcher of record when his team assumes the lead and maintains it to the finish of the game. EXCEPTION: Do not credit a victory to a relief pitcher who is ineffective in a brief appearance, when a succeeding relief pitcher pitches effectively in helping his team maintain the lead. In such cases, credit the succeeding relief pitcher with the victory.

## BASEBALL MEDICAL GLOSSARY

**Acute:** Sudden, brief and severe. Usually referred to in connection with an illness. Opposite of chronic.

**Achilles Tendon:** One of the longest tendons in the body, it attaches the calf muscles to the heel bone.

**Anterior Cruciate Ligament (ACL):** A primary stabilizing ligament within the center of the knee joint that prevents hyperextension and excessive rotation of the joint. A complete tear of the ACL necessitating reconstruction could require up to 12 months of rehabilitation.

**Arthroscopy:** A surgical examination of the internal structures of a joint by means of viewing through an arthroscope. An arthroscopic procedure can be used to remove or repair damaged tissue or as a diagnostic procedure in order to inspect the extent of any damage or confirm a diagnosis.

**Bone Scan:** An imaging procedure in which a radioactive-labeled substance is injected into the body to determine the status of a bone injury. If the bone at the injury site takes up the radioactive substance, the injury will show a "hot spot" on the scan image. The bone scan is particularly useful in the diagnosis of stress fractures.

**Capsule:** An enclosing structure, which surrounds the joint and contains ligaments, which stabilize the joint.

**Cartilage:** Smooth, slippery substance preventing two ends of bones from rubbing together.

**Collateral Ligament:** On either side of, and acting as a radius of movement of, a hinge joint, as of the elbow, knee and wrist.

**Concussion:** Jarring injury of the brain resulting in dysfunction. It can be graded as mild, moderate or severe depending on loss of consciousness, amnesia and loss of equilibrium.

**Contusion:** An injury to a muscle and tissues caused by a blow from a blunt object.

**Deltoid Muscle:** Muscles at the top of the arm, just below the shoulder, responsible for shoulder motions to the front, side and back.

**Disc:** A flat, rounded plate between each vertebrae of the spine. The disc consists of a thick fibering, which surrounds a soft gel-like interior. It functions as a cushion for the spinal column.

**Electromyogram (EMG):** Test to determine nerve function.

**Epicondylitis:** Inflammation in the elbow due to overuse.

**Femur:** Thigh bone; largest bone in the body.

**Fracture:** Any breach of continuity of a bone. Types of fractures include simple, compound, comminuted, greenstick, incomplete, impacted, longitudinal, oblique, stress and transverse.

**Hamstring:** Category of muscle that runs from the buttocks to the knee along the back of the thigh. It functions to flex the knee, and is often times injured as a result of improper conditioning or lack of muscle flexibility.

**Humerus:** Bone of the upper arm that runs from the shoulder to the elbow.

**Inflammation:** The body's natural response to injury, in which the injury site might display various degrees of pain, swelling, heat, redness and/or loss of function.

**Labrum:** The cartilage of the glenoid cavity in the shoulder. A lip-edged or lip-like structure.  
Ligament: Band of fibrous tissue that connects bone to bone, or bone to cartilage and supports and strengthens joints.

**Lumbar Vertebrae:** Five vertebrae of the lower back that articulate with the sacrum to form the lumbosacral joint.

**Magnetic Resonance Imaging (MRI):** Imaging procedure in which a radio frequency pulse causes certain electrical elements of the injured tissue to react to this pulse and through this process a computer display and permanent film establish a visual image. MRI does not require radiation and is very useful in the diagnosis of soft tissue, disc and meniscus injuries.

**Medial Collateral Ligament (MCL):** Ligament of the knee along the medial aspect that connects the femur to the joint.

**Meniscus:** Crescent-shaped cartilage, usually pertaining to the knee joint; also known as "cartilage." There are two menisci in the knee: medial and lateral. These work to absorb weight within the knee and provide stability.

**Metacarpals:** Five long bones of the hand, running from the wrist to the fingers.

**Metatarsals:** Five long bones of the foot, running from the ankle to the toes.

**Patella:** The kneecap. The patella functions to protect the distal end of the femur as well as increase the mechanical advantage and force generating capacities of the quadriceps muscle group.

**Posterior Cruciate Ligament (PCL):** A primary stabilizing ligament of the knee that provides significant stability and prevents displacement of the tibia backward within the knee joint. A complete tear of the ligament necessitating reconstruction could require up to 12 months of rehabilitation.

**Quadriceps Muscles:** A group of four muscles of the front thigh that run from the hip and form a common tendon at the patella; they are responsible for knee extension.

**Rotator Cuff:** Comprised of four muscles in the shoulder area that can be irritated by overuse. The muscles are the supraspinatus (most commonly injured), infraspinatus, teres minor and subscapularis.

**Rotator Cuff Impingement Syndrome:** A microtrauma or overuse injury caused by stress. The four stages are: 1) tendinitis with temporary thickening of the bursa and rotator cuff 2) fiber dissociation in the tendon with permanent thickening of the bursa and scar formation 3) a partial rotator cuff tear of less than 1 cm and 4) a complete tear of 1 cm or more.

**Sprain:** An injury to a ligament that results from overuse or trauma. Sprains occur when there is a stretch or tear in one or more ligaments, slightly elastic bands of tissue that keep the bones in place while permitting movement at a joint.

**Strain:** An injury to a tendon or muscle resulting from overuse or trauma.

**Stress Fracture:** A hairline type of break in a bone caused by overuse.

**Tendinitis:** Inflammation of the tendon and/or tendon sheath, caused by chronic overuse or sudden injury.

**Ulnar Collateral Ligament (UCL):** A band or sheet of fibrous tissue connecting two or more bones, cartilages or other structures, or serving as a support for fasciae or muscles; located on the inside of the elbow (ligament that was replaced or repaired for Tommy John surgery).





## 2019 SOD POODLES PROMOTIONS HIGHLIGHTS

### FIREWORKS SHOWS

#### **18 Total Fireworks Shows featuring:**

- Opening Night Celebration
- Independence Day Celebration
- 11 Friday Night Fireworks Shows
- 3 Theme Night Fireworks Shows

### GIVEAWAYS

#### **17 Giveaway Nights featuring:**

- |                                |             |
|--------------------------------|-------------|
| Commemorative Ticket:          | April 8     |
| Magnet Calendar:               | April 11-13 |
| Team Poster:                   | April 14    |
| Sod Poodles "Friends" T-Shirt: | May 5       |
| Grill Apron:                   | May 25      |
| Cooler Drawstring Bag:         | May 26      |
| Replica Jersey:                | June 16     |
| Garden Gnome:                  | June 30     |
| Astronaut Mascot Bobblehead:   | July 6      |
| Mascot Bobblehead:             | July 21     |
| Stadium Replica:               | August 4    |
| Trucker Hat:                   | August 18   |
| Sod Poodles Hoodie:            | September 1 |

### PROMOTION NIGHTS

#### **7+ Promotion/Theme Nights featuring:**

- |                                |           |
|--------------------------------|-----------|
| Everything is Bigger in Texas: | April 20  |
| STAR WARS Night:               | May 4     |
| 4th of July Celebration:       | July 4    |
| Super Hero Night:              | August 3  |
| Fan Appreciation/SkyFest:      | August 31 |

### ENTERTAINER & COMMUNITY NIGHTS:

#### **5+ Entertainer and Community Nights featuring:**

- |                          |           |
|--------------------------|-----------|
| Bark in the Park:        | May 15    |
| STEM Day Game:           | May 22    |
| Daniel Tiger Appearance: | May 24    |
| Bark in the Park:        | August 14 |
| STEM Day Game:           | August 28 |

## 2019 SOD POODLES WEEKLY PROMOTIONS SCHEDULE

### **HOMETOWN HERO MONDAY (7)**

Military and First Responders receive a 50% discount off tickets at the box office for every Monday home game (excludes Opening Night, in-person only)

### **\$2 TUESDAY (9)**

Fans can purchase a ticket the park for just \$2

### **WIENER WEDNESDAY (8)**

Offers hot dogs at all concession stands for only \$1

### **THIRSTY THURSDAY (10)**

Fans can purchase fountain sodas and domestic beers for \$2 (Imported beers will be \$1 extra)

### **FRIDAY NIGHT FIREWORKS (11)**

Fireworks after the conclusion of every Friday home game

### **SPECTACULAR SATURDAY (11)**

Highlight events of the week featuring theme nights, performers, popular characters, and much more

### **SUNDAY FUNDAY (10)**

Features giveaways, Sod Pups Club Members Kids Run the Bases, and a fun atmosphere for families to spend their afternoon or early evening at the ballpark



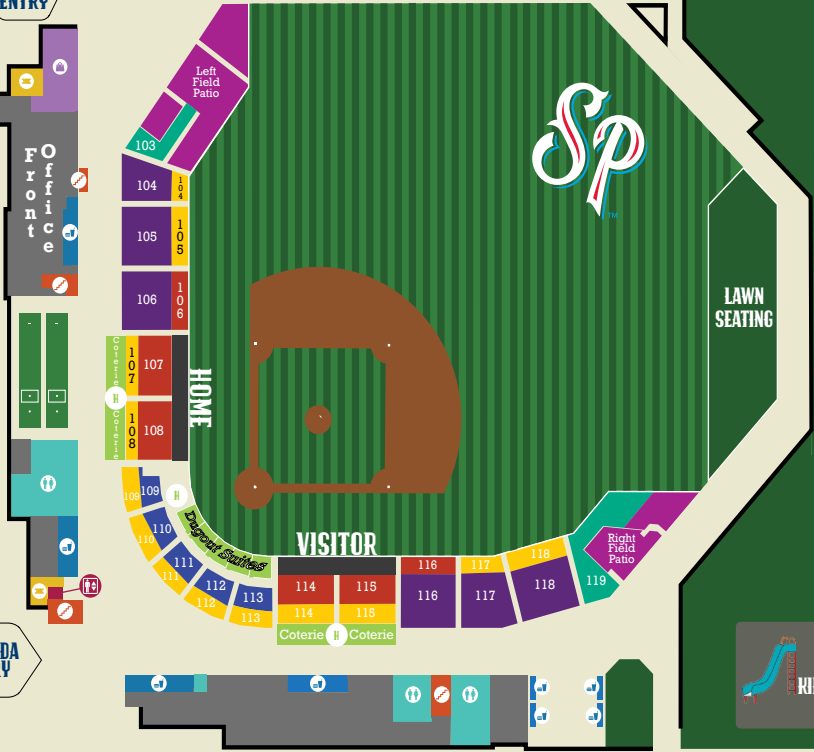


LEFT FIELD ENTRY

S. BUCHANAN ST

S. LINCOLN ST

ROTUNDA ENTRY



	ZONE A		ZONE D		STAIRS		TICKET OFFICE		PICNIC PATIOS
	ZONE B		ZONE E		ELEVATORS		CONCESSION		HOSPITALITY
	ZONE C		RIGHT FIELD BERM		RESTROOMS		TEAM SHOP		THE RUCKUS KID'S CORRAL





# 2019

# SCHEDULE



## APRIL

SUN	MON	TUE	WED	THU	FRI	SAT
				CC 6:15	CC 7:15	CC 7:15
CC 2:15	MID 7:05	MID 7:05	MID 7:05	CC 7:05	CC 7:05	CC 7:05
CC 1:05	MID 6:30	MID 11:00am	MID 6:30	CC 7:05	CC 7:05	CC 7:05
	SPR 6:30	SPR 6:30	SPR 11:00am	SPR 7:10	ARK 7:10	ARK 6:10
ARK 2:10	ARK 7:10					

## MAY

SUN	MON	TUE	WED	THU	FRI	SAT
			SPR 7:05	SPR 7:05	SPR 7:05	ARK 7:05
ARK 1:05	ARK 7:05	ARK 7:05		CC 6:30	CC 7:15	CC 7:15
CC 2:15	MID 7:05	MID 7:05	MID 7:05	FRI 7:05	FRI 7:05	FRI 7:05
FRI 2:15	CC 7:05	CC 7:05	CC 11:05	MID 7:05	MID 7:05	MID 7:05
MID 1:05		FRI 7:05	FRI 7:05	FRI 7:05	MID 7:00	

## JUNE

SUN	MON	TUE	WED	THU	FRI	SAT
						MID 7:00
MID 2:00	FRI 7:05	FRI 7:05	FRI 12:05	CC 6:15	CC 7:15	CC 7:15
CC 4:15		NWA 7:05	NWA 7:05	NWA 7:05	TUL 7:05	TUL 7:05
TUL 6:05	NWA 7:05	NWA 7:05	NWA 12:05	TUL 7:05	TUL 7:05	TUL 7:05
TUL 7:05	ALL	STAR	BREAK	CC 7:05	CC 7:05	CC 6:05

## JULY

SUN	MON	TUE	WED	THU	FRI	SAT
	MID 6:30	MID 6:30	MID 6:30	FRI 7:05	FRI 7:05	FRI 7:05
FRI 6:05	MID 6:30	MID 6:30	MID 6:30	FRI 7:05	FRI 7:05	FRI 7:05
FRI 7:05		SPR 7:05	SPR 7:05	SPR 7:05	NWA 7:05	NWA 7:05
NWA 6:05	NWA 7:05		SPR 6:30	SPR 7:10	SPR 7:10	NWA 6:05
NWA 2:05	NWA 7:05	NWA 7:05				

## AUGUST/SEPTEMBER

SUN	MON	TUE	WED	THU	FRI	SAT
				FRI 7:05	FRI 7:05	FRI 7:05
FRI 6:05	MID 6:30	MID 6:30	MID 6:30	FRI 7:05	FRI 7:05	FRI 7:05
FRI 6:05	MID 7:05	MID 7:05	MID 7:05	MID 7:05	FRI 7:05	FRI 7:05
FRI 6:05		TUL 7:05	TUL 7:05	TUL 7:05	ARK 7:10	ARK 6:10
ARK 2:10	TUL 7:05	TUL 7:05	TUL 7:05	ARK 7:05	ARK 7:05	ARK 7:05
SEPT 1 ARK 6:05	SEPT 2 ARK 1:05	TUL 7:05	TUL 11:05	TUL 7:05	ARK 7:05	ARK 7:05

PROUD DOUBLE-A AFFILIATE OF  
THE SAN DIEGO PADRES

■ HOME ■ AWAY ■ DAY GAMES ■ OFF

### NORTH DIVISION

ARK	ARKANSAS TRAVELERS	SEATTLE MARINERS
NWA	NW ARKANSAS NATURALS	KANSAS CITY ROYALS
SPR	SPRINGFIELD CARDINALS	ST. LOUIS CARDINALS
TUL	TULSA DRILLERS	L.A. DODGERS

### SOUTH DIVISION

AMA	AMARILLO SOD POODLES	SAN DIEGO PADRES
CC	CORPUS CHRISTI HOOKS	HOUSTON ASTROS
FRI	FRISCO ROUGHRIDERS	TEXAS RANGERS
MID	MIDLAND ROCKHOUNDS	OAKLAND ATHLETICS

@SODPOODLES

(806) 803-7762

SODPOODLES.COM

FOLLOW US @SODPOODLES

