



2019 - 2020

# MEDIA GUIDE

---

BUFFALO BANDITS

2019-20 MEDIA GUIDE  
**BUFFALO BANDITS**



# 2019-20 MEDIA GUIDE BUFFALO BANDITS



## TABLE OF CONTENTS

### Team Information

Team Contacts .....	10
Media Information .....	11
Directions to KeyBank Center and Practice Facility .....	12
About KeyBank Center .....	13
Terrence M. Pegula, Owner .....	15
Kim Pegula, Owner .....	16
Dave Zyga, Alternate Governor/VP of Legal Affairs; Scott Loffler, Senior Director of Lacrosse Operations/Governor .....	17
Steve Dietrich, General Manager/Assistant Coach .....	18
John Tavares, Head Coach .....	20
Assistant Coaches/Lacrosse Staff .....	21

### The Players

2019-20 Buffalo Bandits Roster .....	25
Player Bios .....	26

### 2018-19 NLL Season In Review

Final Standings .....	56
National Lacrosse League Leaders .....	57
2018-19 Award Winners and All-Pros .....	58

### Buffalo Bandits History

All-Time Regular-Season Results .....	61
Year-by-Year Individual Stats .....	74
All-Time Regular-Season Individual Scoring .....	102
All-Time Goaltender Stats .....	108
Year-by-Year Leaders .....	109
Individual Single-Game Records .....	110
All-Time Single-Season Leaders .....	111
Career Regular-Season Leaders .....	113
Career Playoff Leaders .....	114
Team Regular-Season Game Records .....	115
Team Playoff Game Records .....	116
All-Time Playoff Results .....	117
All-Time Coaching Records .....	123
League All-Star Game Honorees .....	124
All-Time Draft Selections .....	126
All-Time Home and Away Records .....	132
All-Time Home Attendance .....	133
Season Openers .....	134
All-Time Uniform Numbers .....	135
Records vs. Other Teams .....	136
League Award Winners .....	140
League All-Pro Team Honorees .....	141
Hall of Famers .....	142



# TEAM INFORMATION

---



## CLUB DIRECTORY

**Executive**

Owner/Chief Executive Officer ..... Terry Pegula  
 Owner..... Kim Pegula

**Administration**

Sr VP of Business Administration ..... Kevyn Adams

**Legal & Finance**

VP of Legal Affairs ..... David S. Zygaj  
 Paralegal ..... Kim Szymanoski  
 Corporate Controller ..... Kristin Zirnheld  
 Senior Accounting Manager ..... Lynn Slanovich  
 Senior Payroll Manager..... Jill Colvin  
 Accounting Manager ..... Eric McGuire, Gabrielle Wilson  
 Senior Accountant.....Victoria Geary, Maggie Stewart  
 Staff Accountant ..... Rachel McTavish  
 Accounts Payable Coordinator ..... Kim Binkley  
 Payroll/HR Systems Lead ..... Dena Fowler  
 Payroll Coordinators . Elizabeth Hooftallen, Abigail Blakely  
 Finance Business Administrator..... Amy McIntosh

**Human Resources**

VP of Human Resources ..... Christie Joseph  
 Senior Human Resources Managers.....  
 ..... Erin Fierle, Holly Weiskerger  
 Human Resources Manager ..... Dave McNall  
 HR Systems and Project Manager ..... Gina Reagan  
 Senior Human Resources Coordinator..... Amanda Westfall  
 Human Resources Coordinator ..... Kayla Collins  
 Human Resources Assistant ..... Christina Fildes  
 Recruiter ..... Annmarie Schneider

**Broadcast**

VP of Broadcasting ..... Chrisanne Bellas  
 Videographer/Editor..... Sam Korotkin  
 Broadcast Engineer ..... Ray Riel  
 Production Assistant ..... Tom Meka

**Game Presentation**

Director of Game Presentation ..... Kelsey Schneider  
 Manager Game Presentation ..... Kelsey Giordano  
 Promotions & Events Coordinator..... Patrick Gallahue  
 Videoboard Director ..... Aaron Pike

**Merchandise**

Director of Merchandise ..... Mike Kaminska  
 Merchandise Manager – Inventory Control..... Glenn Barker  
 Merchandise Manager – Event Sales ..... Jeff Smith  
 Store Manager ..... Dashawn Richardson  
 Assistant Store Manager..... Joshua Martin  
 Assistant Store Manager..... Bryan Urquhart

**Information Technology**

Director of Information Technology ..... Todd Henzler  
 Advanced Support Specialist ..... Nate Brozyna  
 IT Support Specialist.....Michael Walker

**Media & Community Relations**

VP of Media Relations ..... Chris Bandura  
 Senior Manager of Media Relations..... Ian Ott  
 Manager of Media Relations..... Chris Dierken  
 Coordinator of Media Relations..... Lindsey Brown  
 VP of Community Relations/  
 President of Sabres Foundation ..... Rich Jureller  
 Manager of Community Relations ..... Teresa Belbas  
 Coordinator of Community Relations ..... Nick Fearby  
 Mascot Coordinator ..... Tyler Ford

**Marketing**

Senior Marketing Manager..... Cara Murphy  
 Marketing Coordinator.....Matt Cieslik

**Content**

Director of Media and Content.....Chris Ryndak  
 Sr. Coordinator of Media & Content ..... Jourdon LaBarber

**Ticket Operations**

VP of Tickets & Service ..... John Sinclair  
 Director of Ticket Operations..... Marty Maloney  
 Ticket Operations Coordinator ..... Melissa Eagen  
 Box Office Manager ..... Paul Barker  
 Box Office Coordinator ..... Gretchen Knott  
 Ticket Administrator..... Nate Shively  
 Ticket Sales Manager ..... Greg Metzen  
 Senior Ticket Sales Representative..... Casey Jenkins  
 Ticket Sales Representatives ..... Jake Bett, Melissa Rugg  
 Senior Account Services Representative.....  
 ..... Roxanne Anderson  
 Account Services Representatives.....  
 ..... Brian Bilski, Ryan Gilbert,  
 ..... Jake Maryniewski, Chris Miller, Jordan Morison  
 Account Services Representative/Receptionist .....  
 ..... Saralynn Ruhland

**Arena Operations**

VP of Arena Operations ..... Stan Makowski, Jr.  
 Director of Arena Operations..... Beth Guiliani Gatto  
 Senior Event Manager..... Laura Hettrick  
 Event Managers..... Mike Taboni, Lisa Kimball  
 Director of Security ..... Marc Brenner  
 Security Manager ..... Tim Schmitt  
 Director of Building Services ..... Dennis Hooper  
 Technical Communications Manager.....Chris Walker

# 2019-20 MEDIA GUIDE BUFFALO BANDITS



## CLUB DIRECTORY

### Arena Operations

Chief Engineer ..... Bruce Johnson  
Maintenance Manager.....Mike McCre  
Lead Engineer ..... Brian Hall  
Engineers.....Paul Zolnowski, Chris Lukazewski,  
.....John Ferrara  
Maintenance Crew ..... Michael Destino, Jason Sattelberg,  
.....Stephen Gore, Josh Hosey,  
.....Tim Zawadzki, Brian Ruhland  
Utility Crew .....James Blocher, D'Andre Garcia,  
.....Steven Metzger  
Housekeeping Managers..... Rodney Bailey, Rashad Dukes  
Housekeeping ..... James George, Nicole George,

### Arena Operations

..... Tonya Ruffins, Angelo Sciandra  
Operations Assistant ..... Anna Olson  
Security Officers .....Aaron Acker, Larry Amacher Jr.,  
.....Joe Clunie, Dave Coleman, Mark Custard,  
..Sean Dooley, Ben Edwards, Chris Espinal, Pat Fitzgerald,  
.....Corey Kaiser, Kevin Kraus, Li Chao, James McDuffie,  
.....Colton McKee, Kathy Novo, Crystal Nunz,  
.....Ryan Shaw, Amanda Szulist, Greg Wingerter  
Parking Manager.....Sam Buffum  
Assistant Parking Manager ..... Jacob Hager  
Parking Administrative Assistant ..... Jessica Rutkowski

# 2019-20 MEDIA GUIDE BUFFALO BANDITS

## PSE DIRECTORY

### Ownership

Owner..... Terry Pegula  
President/Chief Executive Officer ..... Kim Pegula

### Executive

EVP of Creative Services..... Frank Cravotta  
EVP of Finance ..... Chuck LaMattina  
EVP of Media and Content ..... Mark Preisler  
Executive Vice President ..... Ron Raccuia  
EVP & General Counsel..... Gregg Brandon  
Team Concierge/Executive Assistant ..... Nadine Leone

### Finance & Business Operations

Manager of Reporting & Analytics..... Kyle Allen

### Business Development

Senior Vice President..... Daniel Misko  
Director of Events..... Charlie Cannan  
Director of Corporate Partnerships ..... Kelley Van Ness  
Director of Partnership Solutions ..... Rachel Cappellino  
Directors of Corporate Sales ..... Joe Foy,  
..... Neal McMullen, Ashley Meganck  
Managers of Corporate Partnerships..... Kristy Wilensky,  
..... Allison Pawarski  
Managers of Corporate Sales ..... Jon Latke, Kyle Georger  
Senior Designer..... Kristine Hotchkiss  
Senior Manager of Premium Seating..... Melissa Palgutt  
Senior Coordinators of Corporate Partnerships .....  
..... Emily Magavern, Ryan Hulub  
Senior Coordinator of Premium Sales..... John Ricotta  
Coordinator of Corporate Sales ..... Joseph Johnson  
Coordinators of Corporate Partnerships..... Mark Glieco,  
..... Joseph Schillace, Matthew Smaczniak  
Coordinator of Premium Seating..... Candace Sena  
Traffic Coordinator..... Dan Peters  
Administrative Assistant ..... Lauren Yurko  
VP of Live Events ..... Jennifer Van Rysdam  
Director of Live Events..... Rob Crean  
Senior Manager of Live Events Marketing.... Kevin Kennedy  
Coordinator of Suite Services ..... Michelle Mitchell  
Graduate Assistants ..... Andrew Doner, Patrick Collins

### Creative Services

VP of Content Production ..... Drew Boeing  
Director of Cinematography..... Mark Blaszk  
Director of Video Production ..... Jason Holler  
Director of Corporate Development ..... Taylor Gahagen  
Creative Directors ..... Aaron LaPorta, Vicki Sitek  
Director of Operations..... Kim Vara  
Account Manager ..... Sarah Schuller

### Creative Services

Chief Photographer ..... Bill Wippert  
Photographer ..... Sara Schmidle  
Senior Graphic Designer ..... Melissa Gebhardt  
Graphic Designers ..... Lisa Hinterberger, Chelsea Kowalik,  
..... Justin Lowe, Dylan Nowak, Sean Pantling  
Traffic Coordinators ... Colleen Holmes, Maggie Zuffranieri  
Senior Producer and Editor ..... Joseph DeBenedictis  
Editors ..... Mike Bahrenburg, Scott Balzer, Andy Quinn  
Senior Motion Designer..... David Jackson  
Motion Designers..... Michael Califano, Eric Heine  
Cinematographers ..... Travis Carlson, Marc Davies,  
..... Aaron Rizzo  
Account Coordinators .. Brittany Czodli, Kandace Kowalski

### Media & Content

Supervising Producer ..... Michelle Girardi Zumwalt  
Senior Producer..... Jay Harris  
Senior Director of Broadcast Operations ..... Steve Asposito  
Director of Communications ..... Don Heins  
PR Coordinator..... Colleen Kerr  
Multimedia Journalist..... Maddy Glab  
Hosts, The Instigators..... Andrew Peters, Craig Rivet  
Producers..... JJ Territo, Kyle Toot  
Production Assistants ..... George Blas, Kevin Carges,  
..... James Wrobel, Kelly Rood  
Technical Director ..... Jeff Coltoniak  
Graphics Producer ..... Thomas Hollander  
Assistant AV Engineer..... Dave Rich  
Library Manager ..... Dean Angle  
Executive Assistant ..... Angela Filipski  
Director of Social Media Content and Strategy .....  
..... Anna Stolzenburg  
Social Media Editors ..... Zachary Specht, Alexi Spector,  
..... Alexandra Napoli, Kelsey Sweet  
Social Media Coordinator ..... Kelly Pegula  
Media & Content Coordinator..... Jami Cohen

### Marketing

Sr VP of Marketing and Business Strategy..... John Durbin  
Director of Business Solutions ..... Scott Miner  
Director of Marketing Activation ..... Gregg Pastore  
Digital Experience Manager ..... Ted Jarmuz  
Digital Insights Manager..... Craig Kanalley  
Manager of Business Analytics ..... Vincent Lepore  
Manager of Data Strategy ..... Chris O'Connell  
Fan Experience Manager ..... Nicholas Ruggiero  
CRM Analyst ..... Evan Barrick  
CRM Architect..... John Landi  
Platform Optimization Coordinator ..... Olivia Merrill  
Data Analyst ..... Connor Kukla

# 2019-20 MEDIA GUIDE BUFFALO BANDITS



## PSE DIRECTORY

### Marketing

Solutions Developer ..... Glen Noworyta  
Copywriter ..... Michael Whitney

### Hospitality

VP of Hospitality ..... Dominic Verni  
Director of Culinary ..... Ron Kubiak  
Buffalo Sabres Executive Chef ..... Michael Haefner  
Buffalo Sabres Sous Chefs ..... Katherine Daminski, Ayu Travis

### Human Resources

VP of Human Resources ..... Christie Joseph  
Senior Human Resources Manager ..... Erin Fierle  
Talent Acquisition Lead ..... Kelly Navarro  
Human Resources Generalist ..... Amanda Czajka  
Human Resources Coordinator ..... Marisol Rosario

## TEAM INFORMATION &amp; CONTACTS

## Contacts

Owner .....	Terrence M. Pegula
Owner .....	Kim Pegula
Vice President Legal Affairs/Alternate Governor .....	David Zyga
Senior Director of Lacrosse Operations/Governor .....	Scott Loffler
General Manager/Assistant Coach .....	Steve Dietrich
Assistant General Manager .....	Troy Cordingley
Head Coach .....	John Tavares
Assistant Coach .....	Rusty Kruger
Goaltender Coach .....	Anthony Cosmo
Video Coach/Scout .....	Eric Vinc
Western Scout .....	Rob Buchan
Coordinator of Lacrosse Operations .....	Dan Ristine
Equipment Manager .....	Ted Cordingley
Assistant Equipment Managers .....	Casey Deuser and Nick May
Team Doctors .....	Dr. Michael Jordan, Dr. Michael Rauh and Dr. Heidi Suffoletto
Athletic Trainers .....	Viron Hale, Ryan Rajk and Jim Starkey
Massage Therapist .....	Matt Meyer
Chiropractor .....	Dr. Jon Beck
Radio Play-by-Play .....	John Gurtler
Sideline Reporter .....	Dave Buchanan
Radio Color .....	Steve Bermel and Randy Mearns
Public Address Announcer .....	Chris Swenson
Arena Host .....	Rich Gaenzler
Coordinator of Media Relations .....	Lindsey Brown
Media Guide Design .....	Lisa Hinterberger and Sean Pantling

## Information

Telephone/Executive Office .....	716.855.4100
Ticket Sales .....	716.855.4444
Home Field/Executive Offices .....	KeyBank Center
Seating Capacity .....	19,070
Training Camp/Practice Site .....	Toronto Rock Athletic Complex, Oakville, Ontario
Team Colors .....	Black, Orange PMS 165, Pantone Violet and White
Team Founded .....	Fall 1991



## MEDIA INFORMATION

### Media Information

Requests for information should be directed to: Buffalo Bandits, Attn: Buffalo Bandits PR, KeyBank Center, One Seymour H. Knox III Plaza, Buffalo, N.Y., 14203. Fax transmissions can be sent to 716-855-4162 Attn: Buffalo Bandits PR.

Press box seats will be filled on a space-available basis. Those who need media credentials should contact the Buffalo Bandits via email ([PublicRelations@bandits.com](mailto:PublicRelations@bandits.com)) or phone (716-855-4127) by noon on the day before a home game.

Furthermore, freelance photographers will be admitted on an assignment-only basis, which must come from the photo editor. All requests for pre-game (such as live shots for newscasts at the dinner hour) and half-time interviews should be given to the media relations department by noon on the day before a home game.

The media entrance to KeyBank Center during Bandits games is located on the Illinois Street side of the building at street level. There is no media parking area. Credentials can be picked up at the credential table (located past security base) 90 minutes before the game. For those who need credentials prior to the opening of the credential table, press credentials can be picked up at the arena's security base starting first thing in the morning on the day of the game. After the start of the game, credentials will be held at the security office for late-arriving media members.

To reach the press box you must use the freight elevator, located behind the security office/media entrance. Take the freight elevator to the level marked "P." Credentials should be displayed at all times for admission to the press box and dressing room areas. There are electrical outlets at all seats in the press box.

Smoking and consumption of alcohol is prohibited for all credentialed media in the press box or any other area of KeyBank Center.

Media members are prohibited from wearing team attire or colors. Any media member who has been issued a credential must sit in the press box for the duration of the game. Violators of any of these rules will be subject to expulsion from KeyBank Center.



## ARENA DIRECTIONS

### Directions to KeyBank Center

#### KEYBANK CENTER

One Seymour H. Knox III Plaza  
Buffalo, NY 14203  
716-855-4100

#### From the North [including Canada]:

Take I-190 South.

Exit 5 (Louisiana Street): At the bottom of the exit turn left. Turn right onto Perry Street (first light) or onto South Park Avenue (second light). KeyBank Center is straight ahead. Parking is available just past Michigan Street.

#### From the South, East, and West [via Thruway]:

Take Interstate 90 (Thruway) to Exit 53, which is I-190 North.

Exit 6 (Elm Street): As you exit 190, bear right to the ramp, and turn right onto Seneca Street. Take Seneca Street to the first light and turn right onto Michigan Street. Take Michigan Street over the bridge. You will see KeyBank Center to your right. Parking is available in the lot and ramp off both Perry Street and South Park Avenue.

#### From the East:

From Interstate 90 (Thruway) take Route 33 to Downtown Buffalo.

Continue on Oak Street all the way to 190 South and exit immediately at Exit 5 (Louisiana Street). At the bottom of the exit, turn left. Turn right onto Perry Street (first light) or onto South Park Avenue (2nd light). KeyBank Center is straight ahead on the right. Parking is available just past Michigan Street.

#### From the South [Lakeshore]:

Take Route 5 over the Skyway. Exit onto Route 190 South.

Exit 5 (Louisiana Street): At the bottom of the exit turn left. Turn right onto Perry Street (first light) or onto South Park Avenue (second light). KeyBank Center is straight ahead. Parking is available just past Michigan Street.

### Practice Facility

#### TORONTO ROCK ATHLETIC COMPLEX

1132 Invicta Drive  
Oakville, ON L6H 6G1  
416-596-3075

Practices are usually held at the Toronto Rock Athletic Complex in Oakville, Ontario. Practices are open to the media. Reporters should contact the media relations department to verify location and times.

## KEYBANK CENTER INFORMATION

### About KeyBank Center

**Address:**

One Seymour H. Knox III Plaza, Buffalo, NY 14203

**Location:**

At the foot of Washington St. and Perry St. on the Buffalo waterfront

**Ceremonial Groundbreaking:**

November 4, 1994

**Gala Grand Opening Event:**

Sept. 27, 1996, an evening of entertainment featuring appearances by: Doc Severinsen and the Buffalo Philharmonic Orchestra, figure skater Brian Boitano, aerialists, singer Ani DiFranco, and members of the Sabres and Bandits.

**First Lacrosse Game:**

Jan. 4, 1997 vs. Rochester Knighthawks (19-17 win by Rochester; before a crowd of 18,595).

**First Hockey Game:**

Sept. 21, 1996, preseason game vs. Toronto Maple Leafs (3-1 Buffalo win; first goal by the Sabres' Brian Holzinger at 5:24 of the first period on Toronto goalie Don Beaupre).

**First Regular-Season Hockey Game:**

Oct. 12, 1996, vs. Detroit Red Wings (6-1 win by Detroit; first regular-season goal in KeyBank Center was by the Wings' Vyacheslav Kozlov at 15:41 of the first period on Buffalo's Dominik Hasek; first Buffalo regular-season goal in KeyBank Center by Michael Peca at 5:24 of third period on Detroit goaltender Mike Vernon).

**Seating Capacity:**

19,070 for hockey, lacrosse and football

19,100 for basketball

21,500 for concerts

(building size - 700,000 square feet)

**Cost:**

\$127.5 million (\$72 million from private sources and \$55 million from the combined resources of New York State, Erie County, and the City of Buffalo)

**Project Architects:**

Ellerbe Becket Bergmann Espacio/Hamilton Houston Lownie Flynn Battaglia Architects Buffalo Office Interiors/Hovey-Nardini Architects Gordon Architects/Planners

**Features:**

- **1,100-space attached parking garage.**
- **Four seating levels, including club level seats located one level below the suites.** These seats have direct access to the weather-protected parking garage as well as concierge and in-seat food & beverage services.
- **80 mid-level suites**, featuring all of the club-seat amenities plus private restrooms. Suites seat 12 but can hold up to 18.

## KEYBANK CENTER INFORMATION

## About KeyBank Center

- **The Party Suite** - located on KeyBank Center's Suite Level KeyBank Club, is primarily used for Buffalo Sabres games. It comes complete with seating in Club Seat section 202, a great view of the Center event area, and access to the 200 Level Harbour Club.
- **The Lexus Club [100 level] and Harbour Club [200 level]** possess extensive banquet facilities while offering views of both the arena floor and the Buffalo waterfront. Both formal and casual dining are offered at the two locations.
- **The Pour Man's Aud Club** - a nostalgic "time-warp" for long-time Buffalo Sabres fans featuring refurbished artifacts taken from the Memorial Auditorium.
- **Food courts**
- **Sabres team store** - at 5,000 square feet, it is one of the largest in-arena merchandise stores in the NHL.
- **Labatt Blue Zone Headlines sports bar** - includes displays and other features telling the history of amateur and professional sports in Buffalo.
- **Pavilion** - The 330' long by 65' high glass-enclosed structure serves as the main entrance/exit in the arena.
- **The Greater Buffalo Sports Hall of Fame Display** - located in the Pavilion, just outside the Sabres Store.
- **Enhanced Wi-Fi access** throughout the building
- **Ephesus sports LED lighting and controls system**

In addition to the Buffalo Bandits, the Buffalo Sabres (National Hockey League) play their home games at KeyBank Center. The arena also hosts college basketball games featuring the "Big Four" WNY NCAA Division I teams: Canisius College, Niagara University, University at Buffalo and St. Bonaventure University.

KeyBank Center has also played host to the 2000, 2004, 2007, 2010, 2014 and 2017 NCAA Division I Men's Basketball Championship first and second rounds, UFC 210, the 2003 and 2019 NCAA Division I Men's Ice Hockey Frozen Four, the 2011 and 2018 IIHF U20 World Junior Championships and the 2012 NHL All-Star Game. KeyBank Center also hosted USA Hockey's inaugural All-American Prospects Game in 2012, the third-annual All-American Prospects game in 2014. In addition, it was the site of the 2016 NHL Draft, and the 1999, 2001 and 2009 NHL Entry Drafts.

## OWNERSHIP

**TERRY PEGULA OWNER**

Terry Pegula is a self-made success story, rising from humble beginnings to become one of the most respected leaders in the energy industry and one of very few professional sports owners to operate franchises in multiple sports.

On Feb. 22, 2011, Terry and Kim Pegula, who had previously been season ticket holders, realized their dream of owning a hockey franchise by purchasing the NHL's Buffalo Sabres. They followed up their commitment to hockey by purchasing the AHL's Rochester Americans later that year, restoring a longtime affiliation between the Sabres and Amerks.

Raised in Carbondale, Pennsylvania, Terry is a 1969 graduate of Scranton Preparatory School. He entered Penn State University as a math major and was accepted into the Petroleum and Natural Gas Engineering Program with a scholarship. He went on to graduate with a Bachelor of Science degree in 1973 and landed his first job with Getty Oil Co. in Victoria, Texas. He later joined Felmont Oil Co. as an Area Engineer, a decision that brought him to Olean, New York in 1975.

In 1983, Terry borrowed \$7,500 from family and friends to create East Resources Inc., an independent oil and gas exploration and production company operating in the Appalachian Basin. Over the next 27 years, Terry built East into one of the largest privately held companies in the United States. In July of 2010, Royal Dutch Shell purchased the assets of East Resources Inc., which continues to be active today. In 2012, Terry formed JKLM Energy. JKLM is staffed with many former East Resources employees and takes pride in contributing to U.S. energy independence by producing Pennsylvania natural gas, elevating the state into one of the top producing regions in the world.

Upon the sale of East Resources assets, Terry focused his attention on his love of sports. In September of 2010, the Pegulas announced a gift of \$102 million to construct Pegula Ice Arena, paving the way for Division I hockey at Penn State and helping to form the Big Ten Hockey Conference.

The Pegulas then began construction of a multipurpose ice complex and opened LECOM Harborcenter in 2014. The \$200 million dollar personally financed complex, next door to the Sabres' KeyBank Center, includes two NHL hockey rinks, training facilities, four restaurants, a full-service Marriott Hotel and parking. The combination of KeyBank Center and LECOM Harborcenter have allowed Buffalo to be a center for hockey, hosting the 2016 NHL Draft, NHL Combine, 2018 IIHF World Junior Hockey Championship, and the 2019 NCAA Frozen Four.

Together with his wife Kim, Terry added another franchise to their Buffalo holdings on Oct. 10, 2014. The Pegulas received the unanimous approval of NFL owners to succeed Pro Football Hall of Famer Ralph C. Wilson, Jr. and become the second owners in the storied history of the Buffalo Bills.

Terry serves as CEO of the Bills and currently sits on the NFL's Health and Safety committee. In 2016, the Pegulas were honored with the Tank Younger Award, which recognizes extraordinary contributions towards diversity in the NFL.

In addition to overseeing the family's sports operations, Terry runs JKLM Energy in Pittsburgh, and his business operations in Boca Raton, Florida. Terry and Kim have five children: Michael, Laura, Jessica, Kelly and Matthew.

## OWNERSHIP

**KIM PEGULA OWNER**

Kim Pegula is the President and CEO of Pegula Sports and Entertainment, and President of both the Buffalo Sabres and the Buffalo Bills.

A native of Fairport, New York, she attended nearby Houghton College and graduated in 1991 with a degree in communications. Kim began her professional career with East Resources in 1991 and was involved with the company until its sale in 2010.

Kim got her start in sports in 2011 after she and her husband Terry purchased the Buffalo Sabres. They followed up their commitment to hockey by purchasing the AHL's Rochester Americans, restoring a longtime affiliation between the Sabres and Amerks. In May 2018, she became the first female to hold the post of President for both an NHL and NFL team. Kim and Terry's sports ownership also extends to the NLL Buffalo Bandits and Rochester Knighthawks and the AHL Rochester Americans.

On Oct. 8, 2014, Kim, along with her husband Terry, realized another dream as they became only the second owners of the Buffalo Bills. Kim currently serves on the NFL's Super Bowl and Major Events Advisory Committee, Business Ventures Committee, and NFL Foundation Committee. She also serves on the Board of Directors of the Hockey Hall of Fame and Museum and the Republic Services Group.

After owning multiple professional sports in the same market, Kim launched Pegula Sports and Entertainment (PSE) in 2014, creating a management company that oversees the business operations across all Pegula-owned entities and sports teams. Since its inception, PSE has expanded its reach to include LECOM Harborcenter, a multipurpose facility anchored by two NHL-size ice rinks and a Marriott Hotel franchise; PicSix, a full-service creative agency specializing in video, digital and marketing creative services for a variety of companies; a hospitality division that operates multiple restaurants including (716) Food and Sport, a Tim Hortons Café and Bake Shop franchise, The Healthy Scratch cafe and the newest addition The Draft Room. In 2017, PSE added ADPRO Sports to their portfolio, offering branded merchandise to teams and companies across the country.

PSE, through its managed entities, has been key to bringing new business opportunities to Buffalo including multi-year agreements to host the NHL Combine, the 2016 NHL Draft, the 2018 IIHF World Junior Championship and the 2019 Frozen Four, as well as a wide variety of stadium and arena concerts, and national and international tournament events at all levels. Kim and the PSE entities have been honored with a number of awards including Business First's Most Influential People, NYS Emmy Awards for sports content, Buffalo Best Place To Work, the Tank Younger Award for embracing diversity in the NFL, and numerous individual recognitions of PSE's staff.

Kim and Terry have also given back to encourage the growth of sports and the many intangible benefits they believe sports creates for individuals, fans and their community. In 2010 the Pegula's gave an unprecedented \$102 million for the creation of the Pegula Ice Arena at Terry's Alma mater Penn State. The facility allowed for Penn State's hockey program to become a NCAA Division I team and was the final piece for the formation of the Big Ten Hockey Conference. Kim also gave back to her alma mater, Houghton College, with a gift of \$12 million to build the Kerr-Pegula Athletic Complex, allowing Houghton College athletics to become a Division III program.

Terry and Kim have five children: Michael, Laura, Jessica, Kelly and Matthew.

## LACROSSE OPERATIONS

**DAVID ZYGAJ** VICE PRESIDENT OF LEGAL AFFAIRS

Entering his 16th season with the organization, David Zygaj begins his eighth year as the Sabres' vice president of legal affairs. Zygaj, who served as the Sabres' director of legal affairs from 2008-2011, is responsible for overseeing and managing all legal issues on behalf of the Buffalo Sabres, KeyBank Center, Buffalo Bandits (NLL) and Rochester Americans (AHL). In addition to preparing and reviewing legal agreements relating to company operations, Zygaj works with hockey operations on matters pertaining to the NHL, CBA, player contracts and retention and also serves as an alternate governor for the Bandits. He also worked extensively on the \$200 million LECOM Harborcenter complex across from KeyBank Center.

Zygaj joined the organization with more than 15 years of legal experience in both the private and sports sectors. From 1990-99, he practiced with Brown & Kelly, LLP, before taking a general counsel position with the National Lacrosse League (NLL) from 1999-2000. In 2000-01, Zygaj was named vice president of business and legal affairs for the Columbus Landsharks before serving as the director of operations and youth development for the Rochester Sports Group/Rhinos from 2001-03. Zygaj then joined the Greenan Law Firm in 2004-05, before making his return to sports in 2005 as director of lacrosse operations for the Buffalo Bandits. In 2007, Zygaj was named the NLL's Executive of the Year.

In addition to his legal duties with the organization, Zygaj has also served as secretary of the Buffalo Sabres Foundation since 2009.

A 1985 graduate of Cornell University, Zygaj earned his J.D. degree from the University at Buffalo in 1989 and a master's degree in sports administration from Canisius College in 2000. An avid, life-long ice hockey player, Zygaj lives in North Buffalo with his wife, Jeanette.

**SCOTT LOFFLER** SENIOR DIRECTOR OF LACROSSE OPERATIONS

Scott Loffler is entering his 12th season as senior director of lacrosse operations for the Buffalo Bandits. In his position, Loffler oversees all aspects of the team's day-to-day business operations including budgeting, team staff, payroll, travel, public and community relations, scheduling, and contracts. At the league level, Loffler represents the Bandits on the NLL's Board of Governors and is a member of the league's Competition Committee and the Jr. NLL Tournament Committee. Loffler also serves as the Vice President of the WNY Lacrosse Foundation. He was a finalist for the NLL Executive of the Year Award in 2015 and 2016.

From 2004 to 2008, Loffler worked for the Buffalo Sabres in various capacities within the sales department and ticket office. Most notably, he was instrumental in carrying on the Sabres' youth hockey programs from 2005 to 2008. In addition, Loffler served as an account executive, handling group, mini-pack, and season ticket sales for both the Sabres and Bandits. Prior to working for the Sabres, he also worked for the Buffalo Bills in their ticket office during the 2003 season.

Born and raised in Ogdensburg, N.Y., Loffler is a 2003 graduate of Ithaca College, where he earned a Bachelor of Science in Sports Management. He went on to obtain his Master of Science in Sports Administration from Canisius College in 2005. Loffler also serves on the Board of Directors for the Greater Buffalo Sports Hall of Fame.

## LACROSSE OPERATIONS

**STEVE DIETRICH** GENERAL MANAGER/ASSISTANT COACH

Steve Dietrich will be embarking on his eighth season as general manager for the Buffalo Bandits after a career in professional lacrosse that has included a Hall-of-Fame nod and a full complement of coaching and front office positions. This will also mark his first year taking on a dual role as an assistant coach, heading up the team's defense.

The four-time All-Pro selection was named the NLL's GM of the Year after a 2016 campaign that saw the Bandits win the East Division and reach the Champion's Cup Finals for the first time since 2008. He became the second general manager to win the award for Buffalo, after Kurt Silcott was given the honor in 2003.

Dietrich was named the NLL's General Manager of the year for the second time at the conclusion of the 2019 season after helping to build a Bandits team that advanced to the NLL Finals for the first time since 2016. The team's six-win improvement from the 2018-19 to 2019-20 season was the best season-to-season improvement in franchise history.

Dietrich joined the Bandits in 2012 after spending two seasons as an assistant coach for the Toronto Rock. He also spent five seasons as general manager for the Kitchener-Waterloo Kodiaks of Major Series Lacrosse prior to coming to Buffalo.

Dietrich played 18 seasons in the NLL, with stops in Baltimore (1992), Detroit (1994), Rochester (1995-2001), Buffalo (2002-2007), Calgary (2008), Edmonton (2009) and Toronto (2009-2010). He won a league championship in 1997 with Rochester, and was named the Most Valuable Player of the championship game after the 15-12 win over Buffalo.

In 2006 he won the League's Most Valuable Player Award, becoming the first – and to this date, the only – goaltender to ever win the award. He had one of the best statistical individual seasons for a goaltender in league history that year, posting a save percentage of .808 and a goals-against average of 9.97, leading Buffalo to the Champions Cup Finals. Dietrich became the first person to win the Goaltender of the Year Award in back-to-back seasons when he earned the honors in 2005 and 2006. He notched a career record of 60-47, while making 5,531 career saves and playing more than 8,300 minutes throughout his 18 seasons. His accomplishments in Buffalo earned him a spot on the Bandits All-Time Team as part of the franchise's 25th anniversary celebration.

In addition to his work with the Bandits and NLL, Dietrich is the general manager of the Six Nations Chiefs of Major Series Lacrosse.

Dietrich was inducted into the NLL Hall of Fame in 2012.

## LACROSSE OPERATIONS

**TROY CORDINGLEY** ASSISTANT GENERAL MANAGER

Troy Cordingley enters his second season as assistant general manager and director of scouting after serving as the team's head coach for five seasons. In this role, Cordingley oversees scouting duties at both the NLL and amateur levels and assists General Manager Steve Deitrich with player evaluations and transactions.


Prior to assuming his new role, Cordingley spent five years as the head coach of the Bandits. During his tenure with the team, Cordingley led the Bandits to three straight playoff appearances (2014-2016), including a berth to the 2016 Champions Cup Finals. During the 2016 season, Cordingley was named a finalist for the Les Bartley Head Coach of the Year Award after guiding Buffalo to a 13-5 record.

Cordingley joined the Bandits after serving as head coach of the Toronto Rock for four seasons. Under his guidance, the Rock won the East Division twice (2012, 2013) and reached the Champions Cup Finals twice (2010, 2011), winning the title in 2011. In his last season with the Rock, Cordingley guided the team to a league-best 10-6 record, earning his second Les Bartley Award.

The Oakville, Ontario native began his head coaching career in Calgary in 2008 after first serving as an assistant coach for the Bandits. In 2009, Cordingley was named the NLL's Head Coach of the Year after guiding the Roughnecks to their second Champions Cup title.

Prior to becoming a coach, Cordingley played nine seasons of professional lacrosse from 1993 to 2001, spending his first seven with the Bandits. He won two championships with the club and currently ranks in the top 10 in Bandits history in goals (ninth - 96) assists (seventh - 137) and points (eighth - 233).

## LACROSSE OPERATIONS

**JOHN TAVARES** HEAD COACH

John Tavares enters his fifth season on the Bandits' coaching staff and second as head coach. Tavares finished his first season as head coach with a 14-4 regular-season record and was the recipient of the NLL's Les Bartley Award as the league's top head coach. He joined the coaching staff on September 25, 2015 following an illustrious playing career.

After being acquired from the Detroit Turbos prior to the 1992 season, Tavares played in Buffalo for the next 24 years, and eventually concluded his career as the NLL's all-time leader in games played (306), goals (815), assists (934) and points (1,749), and finished second in league history in loose ball recoveries (2,169). He was named to the NLL All-Pro team a record 19 times and appeared in 10 All-Star Games, tied for the most by any player. He also won the league's Most Valuable Player award in 1994, 2000 and 2001.

The native of Mississauga, Ontario served as an alternate captain for the Bandits for 18 seasons before being named captain prior to the 2013 season. He led the team in scoring in 17 of his 24 seasons with the franchise, including 10 consecutive seasons from 1999 to 2008. While he was a player, he served as the team's representative to the Professional Lacrosse Players' Association.

Tavares was a part of four Bandits championship teams (1992, 1993, 1996 and 2008), and tops the NLL's all-time playoff list in games played (38), goals (84), assists (116) and points (200). As part of the 25th anniversary celebration, Tavares was also named to the All-Time Bandits Team.

On September 27, 2016 he was enshrined in the NLL Hall of Fame, and on March 11, 2016 his number 11 jersey was retired to the rafters of KeyBank Center. He was also elected to the Greater Buffalo Sports Hall of Fame on November 4, 2015 as a part of the 25th anniversary class.

Tavares is also an assistant coach for Major Series Lacrosse's Six Nations Chiefs.

**RUSTY KRUGER** ASSISTANT COACH


Rusty Kruger is in his eighth season as assistant coach for the Buffalo Bandits and his second assisting head coach John Tavares behind the bench. He spent the previous six seasons as an eastern scout in addition to his coaching duties. This will be his first year heading up the Bandits' offense. The Orangeville, Ontario native and 11-year NLL veteran forward spent the 2008 season as a member of the Bandits. Kruger was a member of the 2008 Bandits' championship team along with the Toronto Rock team that won in 2005. He scored 242 points (125+117) in 115 NLL games before retiring in 2008. The former forward also won the Mann Cup with the Brampton Excelsiors in 2002 and 2008. Kruger has won three Canadian junior men's lacrosse Minto Cup Championships (1993, 1995 and 1996) with the Orangeville

Northmen, and was also named MVP of the 1995 championship. He also went on to win the Minto Cup with the Orangeville Northman as an assistant coach in 2008 and 2009.

## LACROSSE OPERATIONS

**ANTHONY COSMO** GOALTENDER COACH

Anthony Cosmo will be entering his third season as goaltender coach for the Buffalo Bandits after announcing his retirement prior to the start of the 2017-18 season. He appeared in 258 regular-season games with a record of 98-81, totaling more than 11,182 minutes and posting a career goals-against average of 10.96. His 7,222 career saves led the NLL at the time of his retirement. Cosmo played 4,381 minutes with the Bandits, posting a 12.20 goals-against average, a 38-31 record, and also adding 45 assists. The five-time NLL All-Star ended his playing career as the Bandits' all-time leader in games played by a goaltender (97) and saves (3,043).

**ERIC VINC** VIDEO COACH/SCOUT

Eric Vinc is entering his second year as a video coach and scout for the Buffalo Bandits. The St. Catharines, Ontario, native spent 11 years with the St. Catharines Athletics prior to joining the Bandits organization. Vinc most recently served as the general manager for the Athletics' Junior A team for three seasons (2011-2013) after spending three seasons as the team's head coach (2008-2010). As head coach of the Athletics, Vinc led the team to a 45-27-2 record with three straight playoff appearances. Vinc started his career as the assistant coach for the Athletics' Junior A team from 2001 to 2003 before being promoted to the head coach of the Junior B team, a role that he held for two seasons (2004-2005).

**ROB BUCHAN** WESTERN SCOUT

Rob Buchan will be entering his seventh season as a western scout of the Buffalo Bandits. Buchan is also currently the Vice President and General Manager of the Western Lacrosse Association's Langley Thunder. He played 13 seasons in the WLA for the Langley Thunder and is the team's all-time leader in goals, assists and points. Buchan won the Canadian Minto Cup Championship in 1994 with the New Westminster Salmonbellies.


# 2019-20 MEDIA GUIDE BUFFALO BANDITS

## LACROSSE OPERATIONS


### LACROSSE STAFF



**Dan Ristine**  
Coordinator of  
Lacrosse Operations




**Ted Cordingley**  
Equipment Manager



**Nick May**  
Assistant Equipment  
Manager




**Casey Deuser**  
Assistant Equipment  
Manager



**Dr. Michael Jordan**  
Team Doctor




**Dr. Michael Rauh**  
Team Doctor



**Dr. Heidi Suffoletto**  
Team Doctor



**Viron Hale**  
Athletic Trainer



**Ryan Rajk**  
Athletic Trainer



**Jim Starkey**  
Athletic Trainer




**Matt Meyer**  
Massage Therapist



**Dr. Jon Beck**  
Team Chiropractor



**John Gurtler**  
Radio Play-by-Play



**Dave Buchanan**  
Sideline Reporter



**Steve Bermel**  
Radio Color



**Randy Mearns**  
Radio Color



**Chris Swenson**  
Public Address  
Announcer



**Rich Gaenzler**  
Arena Host



**Lindsey Brown**  
Coordinator of  
Media Relations



**John Sinclair**  
VP of Tickets & Services



**John Durbin**  
Sr VP of Marketing  
and Business Strategy



**Cara Murphy**  
Senior Marketing  
Manager



**Kelsey Schneider**  
Director of Game  
Presentation



**Mike Kaminska**  
Director of  
Merchandise



**Chris Ryndek**  
Director of Media  
and Content



**Kelsey Sweet**  
Social Media  
Editor



**Bill Wippert**  
Chief Photographer



**Sara Schmidle**  
Photographer



# THE PLAYERS

---



## 2019-2020 BANDITS ROSTER

## Forward

#	PLAYER	HT	WT	HOMETOWN	BIRTHDATE
19	Bridle, Dallas	6'2"	194	Orangeville, Ontario	March 27, 1995
22	Byrne, Josh	6'3"	207	New Westminster, British Columbia	April 15, 1994
2	Cloutier, Chris	6'0"	227	Kitchener, Ontario	Dec. 4, 1995
95	Fraser, Chase	6'2"	210	Langley, British Columbia	Aug. 3, 1995
77	Powless, Quinn	6'1"	236	Six Nations, Ontario	Feb. 28, 1993
15	Small, Corey	5'10"	205	St. Catharines, Ontario	March 23, 1987
92	Smith, Dhane	6'2"	207	Kitchner, Ontario	Sept. 23, 1992

## Transition

#	PLAYER	HT	WT	HOMETOWN	BIRTHDATE
8	Brownell, Kevin	6'0"	180	Burlington, Ontario	Aug. 16, 1988
81	Gilray, Matt	6'3"	206	Oshawa, Ontario	May 11, 1995
4	MacKay, Ian	5'10"	216	Port Elgin, Ontario	May 31, 1994
26	Noseworthy, Brent	6'4"	220	Burlington, Ontario	Feb. 6, 1996
20	Weiss, Nick	6'2"	212	Port Hope, Ontario	Aug. 16, 1992

## Defense

#	PLAYER	HT	WT	HOMETOWN	BIRTHDATE
12	de Snoo, Mitch	6'2"	221	Oshawa, Ontario	Oct. 22, 1992
33	Harnett, Jon	6'1"	185	Orangeville, Ontario	May 28, 1988
21	Martin, Justin	5'11"	182	Oakville, Ontario	April 4, 1995
49	Minichiello, Marcus	6'2"	165	Toronto, Ontario	April 21, 1997
23	Priolo, Steve	6'5"	227	Roseneath, Ontario	Jan. 15, 1989
25	Spanger, Matt	6'4"	207	Toronto, Ontario	Nov. 27, 1992
94	Sweeting, Bryce	6'2"	204	Peterborough, Ontario	July 7, 1994

## Goaltender


#	PLAYER	HT	WT	HOMETOWN	BIRTHDATE
57	Buchan, Doug	6'3"	284	St. Catharines, Ontario	Sept. 20, 1994
48	Vinc, Matt	6'1"	212	St. Catharines, Ontario	June 9, 1982

## Practice Squad

POS	PLAYER	HT	WT	HOMETOWN	BIRTHDATE
30	Shanahan, Devlin	6'0"	176	Mimico, Ontario	Feb. 10, 1999
24	Okaeme, Chukwuemeka	6'0"	177	Ajax, Ontario	April 3, 1998

## Physically Unable to Perform

POS	PLAYER	HT	WT	HOMETOWN	BIRTHDATE
91	Hoggarth, Thomas	6'3"	205	Lakefield, Ontario	Oct. 20, 1995
37	O'Connor, Ethan	6'1"	185	Milton, Ontario	March 5, 1992



## FORWARD DALLAS BRIDLE



**Born:** March 27, 1995, Orangeville, Ontario

**Ht:** 6 ft. 2 in.

**Wt:** 194 lbs.

**Shoots:** Right

### Acquired

Drafted by the Bandits in the third round (33rd overall) of the 2017 NLL Entry Draft

### 2018-19

Recorded two assists and picked up three loose balls in his first NLL game vs. Toronto (3/23)... **PLAYOFFS:** Did not see game action.

### Career Highlights


**2017:** Posted three points (2+1) in four games during his senior season with the High Point University Panthers • Recorded all three points at Georgetown (2/14)... **2016:** Set career highs in games played (15), goals (20), assists (5), points (25) and loose balls (10) during his junior season with the Panthers • Earned All-SoCon Second-Team honors • Ranked fourth on the team with 25 points • Recorded a point in all but two games... **2015:** Notched one assist in eight games played at Denver University • Won the 2015 NCAA Championship with the Pioneers... **2014:** Scored six goals in 13 games in his freshman season at Denver.

### Career Statistics

#### Regular Season

#### Playoffs

SEASON	TEAM	GP	G	A	TP	LB	PIM	GP	G	A	TP	LB	PIM
2018-19	Buffalo	1	0	2	2	3	0	0	0	0	0	0	0
NLL Totals		1	0	2	2	3	0	0	0	0	0	0	0
Buffalo Totals		1	0	2	2	3	0	0	0	0	0	0	0



# TRANSITION KEVIN BROWNELL



**Born:** August 16, 1988, Burlington, Ontario

**Ht:** 6 ft. 0 in.

**Wt:** 180 lbs.

**Shoots:** Right

#8

## Acquired

Selected by Buffalo in the third round (22nd overall) of the 2012 NHL Draft

## 2018-19

Tallied 14 points (3+11) and recovered 74 loose balls in 17 regular-season games • Ranked fifth on the Bandits in caused turnovers (13) • Recorded his first point of the season with an assist vs. Toronto (12/21) • Scored a goal and collected three loose balls vs. Vancouver (12/28) • Recovered two loose balls and caused one turnover vs. Rochester (1/5) • Picked up six loose balls and caused one turnover vs. Philadelphia (1/19) • Tallied an assist at Rochester (1/26) • Recovered four loose balls at New England (1/27) • Had an assist and caused a team-high three turnovers vs. Colorado (2/2) • Picked up one loose ball at Georgia (2/9) • Tallied an assist in his 100th career game vs. Calgary (2/16) • Had an assist and picked up three loose balls at Rochester (2/22) • Had two assists and recovered seven loose balls at Philadelphia (3/8) • Picked up six loose balls vs. Georgia (3/9) • Collected eight loose balls and caused a turnover at Saskatchewan (3/16) • Had a two-point night (1+1) and picked up the 500th loose ball of his career vs. Toronto (3/23) • Scored a goal and had seven loose balls at Toronto (4/5) • Picked up a loose ball and caused three turnovers vs. New England (4/20) • Scored a season-high three points (0+3) at San Diego (4/27)... **PLAYOFFS:** Played in all four Bandits playoff games, recording two points (1+1) and picking up 22 loose balls • Ranked third on the Bandits in both loose balls (22) and caused turnovers (4) • Ranked fifth in the NHL in postseason loose balls (22) • Tallied an assist and collected five loose balls vs. New England (5/4) • Scored an empty-net goal vs. Toronto (5/11) • Recovered five loose balls vs. Calgary (5/18) • Picked up seven loose balls at caused three turnovers at Calgary (5/25).

## Career Highlights

**2017-18:** Appeared in all 18 regular-season games, recording 10 points (6+4) and collecting a career-high 105 loose balls • Picked up eight loose balls vs. Toronto (12/8) • Scored twice and scooped up seven loose balls vs. Calgary (1/6) • Scored two goals and picked up 12 loose balls vs. Vancouver (1/13) • Scooped up seven loose balls and scored a goal at Rochester (2/3) • Had a three-point (1+2) night at New England (2/9) • Had an assist at Georgia (3/18) • Had an assist and picked up six loose balls at New England (3/23) • Picked up five loose balls at Calgary (4/14) • Collected five loose balls vs. Toronto (4/21)... **2017:** Appeared in all 18 regular-season games, posting 16 points on the season (4+12) and scooping up 92 loose balls • Tied his career high with four assists and picked up a career-best 14 loose balls vs. Vancouver (1/21) • Had a two-point night (1+1) vs. New England (2/17) • Raked in 11 loose balls vs. Toronto (2/25) • Picked up the 300th loose ball of his career at Rochester (3/4)... **2016:** Played in all 18 regular-season games • Posted new career highs in goals (8), assists (14) and points (22) • Scored a goal and added an assist vs. New England (2/6) for his first multi-point game of the season • Scored two goals at Georgia (2/14) • Tallied three points (1+2) vs. Rochester (4/9) • Scooped up eight loose balls twice; at Vancouver (3/5) and vs. New England (4/30)... **PLAYOFFS:** Appeared in four postseason games • Finished the playoffs with four points (1+4) • Scored a goal in Game 2 of the Champions Cup Finals at Saskatchewan (6/4)... **2015:** Logged career highs in games played (18), goals (6), assists (13), points (19) and loose balls (79) • Had two assists at Vancouver (1/17) • Contributed three points (2+1) vs. Rochester (2/14) • Recorded two points (1+1) vs. Minnesota (3/21) • Tallied three assists and collected seven loose balls vs. Vancouver (4/25) • Scored a goal at New England (4/26) • Notched an assist vs. New England (5/2)... **PLAYOFFS:** Collected two loose balls in Buffalo's lone playoff game at Rochester (5/8)... **2014:** Appeared in 12 regular-season games and recorded seven points (3+4) • Scored a pair of goals vs. Philadelphia (12/28) • Tallied two points (1+1) at Colorado (1/18) • Recorded an assist at Rochester (2/8) • Contributed an assist at Minnesota (3/23)... **2013:** Appeared in seven games for Buffalo, recording eight points (2+6) • Recovered five loose balls at Toronto (3/29) • Registered five points (1+4) and five shots on goal at Washington (4/13).

## Career Statistics

SEASON	TEAM	Regular Season						Playoffs					
		GP	G	A	TP	LB	PIM	GP	G	A	TP	LB	PIM
2013	Buffalo	7	2	6	8	19	0	--	--	--	--	--	--
2014	Buffalo	12	3	4	7	44	12	--	--	--	--	--	--
2015	Buffalo	18	6	13	19	79	11	1	0	0	0	2	0
2016	Buffalo	18	8	14	22	101	14	4	1	4	5	27	0
2017	Buffalo	18	4	12	16	92	10	--	--	--	--	--	--
2017-18	Buffalo	18	6	4	10	105	20	--	--	--	--	--	--
2018-19	Buffalo	17	3	11	14	74	4	4	1	1	2	22	0
NHL Totals		108	32	64	96	514	71	9	2	5	7	51	0
Buffalo Totals		108	32	64	96	514	71	9	2	5	7	51	0



# GOALTENDER DOUG BUCHAN



**Born:** Sept. 20, 1994, St. Catharines, Ontario  
**Ht:** 6 ft. 3 in. **Wt:** 284 lbs. **Shoots:** Right

## Acquired

Acquired with a conditional second-round pick from the Philadelphia Wings in exchange for goaltender Zach Higgins, a fourth-round pick in the 2020 NLL Entry Draft and a conditional third-round pick on Aug. 23, 2019.

## 2018-19

Appeared in 17 games with the Philadelphia Wings, finishing the season with a .749 save percentage and a 13.17 goals-against average • Made 14 saves in the first game of his NLL career vs. Buffalo (12/15) • Made 51 saves at Toronto (1/4), the first game of his career where he reached the 50-save marker • Earned his first win of the season with 42 saves in a 14-10 win vs. New England (2/16) • Set a season high with 55 saves in his second win of the season, also vs. New England (3/23).

## Career Highlights

**2018:** Recorded an 8-1 record for the Peterborough Lakers of the MSL • Ended the season with a .844 save percentage and a 6.27 goals-against average • Won eight consecutive games after dropping his first game of the season • Made a season-high 52 saves in his first win of the season vs. Brampton (5/31)... **PLAYOFFS:** Won the 2018 Mann Cup with the Peterborough Lakers • Won his only postseason start for the Lakers, making 36 saves and posting a .818 save percentage... **2015:** Was selected by the Saskatchewan Rush in the second round (18th overall) of the 2015 NLL Entry Draft.

## Career Statistics

		Regular Season					Playoffs				
SEASON	TEAM	GP	MIN	W-L	GA	GAA	GP	MIN	W-L	GA	GAA
2018-19	Philadelphia	17	810:46	2-11	178	13.17	-	-	-	-	-
NLL Totals		17	810:46	2-11	178	13.17	--	--	--	--	--



# FORWARD JOSH BYRNE



**Born:** April 15, 1994, New Westminster, British Columbia  
**Ht:** 6 ft. 3 in. **Wt:** 207 lbs. **Shoots:** Left

## Acquired

Buffalo's first-round selection (1st overall) in the 2017 NLL Entry Draft.

## 2018-19

Finished the regular season with 42 points (13+29) in nine games played • Notched eight points (1+7) and tied for second on the team in loose balls recovered with seven at Philadelphia (12/15) • Scored a team-high four goals in a seven-point effort (4+3) vs. Toronto (12/21) • Recorded a career-high 10 points (3+7), including a first-half hat trick, vs. Vancouver (12/28) • Notched a team-high four assists vs. Rochester (1/5) • Had two assists vs. Philadelphia (1/19) • Tied for the team high with three points (2+1) in his return to the lineup vs. Toronto (3/23) • Had an assist at Toronto (4/5) • Recorded the 100th point of his career with a four-point night (1+3) in his 26th career game vs. New England (4/20) • Became the second-fastest player to 100 career points in franchise history, behind only John Tavares (16 games played) • Scored two goals, including the first shorthanded goal of his career, and added an assist at San Diego (4/27)... **PLAYOFFS:** Finished the playoffs playing all four games and recording 10 points (3+7) • Tied for fourth on the Bandits and ninth in the NLL in postseason scoring • Tallied three assists vs. New England (5/4) • Scored the first goal of his playoff career and added an assist vs. Toronto (5/11) • Had two assists and recorded the first multi-goal playoff game of his career with two goals vs. Calgary (5/18) • Recorded an assist and picked up five loose balls at Calgary (5/25).

## Career Highlights

**2017-18:** Played in all 18 regular-season games during his rookie year • Was a finalist for NLL Rookie of the Year • Led all NLL rookies in points (63) and assists (37) • Was second among rookies in goals scored with 26 • Set a franchise record for most points and assists by a Bandits rookie • Was named to the Inside Lacrosse All-Rookie Team • Had a five-point night (1+4) in his first NLL game vs. Toronto (12/8) • Had three points (2+1) and picked up two loose balls against Toronto (12/30) • Scored a goal and had two assists vs. Vancouver (1/13) • Tallied four assists and scored the game-tying goal with 19 seconds left in the fourth quarter in an eventual overtime win at Saskatchewan (1/19) • Had a team-high five goals and added an assist at Rochester (2/3) • Had an 11-point weekend (6+5) at New England (2/9) and vs. Georgia (2/10) • Had a four-point night (1+3) at New England (3/23), setting the franchise record for most points by a rookie in a single season • Had a six-point night (4+2) and scored the game-winning goal vs. New England (3/31) • Scored one goal and added two assists vs. Rochester (4/28).

## Career Statistics

SEASON	TEAM	Regular Season						Playoffs					
		GP	G	A	TP	LB	PIM	GP	G	A	TP	LB	PIM
2017-18	Buffalo	18	26	37	63	72	9	--	--	--	--	--	--
2018-19	Buffalo	9	13	29	42	33	2	4	3	7	10	15	2
NLL Totals		27	39	66	105	105	11	4	3	7	10	15	2
Buffalo Totals		27	39	66	105	105	11	4	3	7	10	15	2



# FORWARD CHRIS CLOUTIER



**Born:** Dec. 4, 1995, Kitchener, Ontario

**Ht:** 6 ft. 0 in.

**Wt:** 227 lbs.

**Shoots:** Left

#2

## Acquired

Acquired from Philadelphia in exchange for Ryan Wagner and a first-round pick in the 2021 NLL Entry Draft on Feb. 6, 2019.

## 2018-19

Recorded 46 points (19+27) in 15 games played his rookie season with Buffalo and Philadelphia • Ranked fourth among all rookies in scoring • Tied for second among NLL rookies in game-winning goals (1) • Was named the NLL Rookie of the Week five times (Week 1, Week 3, Week 11, Week 13, Week 20) • Tied for the team high with six points (2+4) in his first career NLL game vs. Buffalo (12/15) • Tied for the team lead in points with a five-point effort (3+2) at Rochester (12/29) • Scored two goals at Toronto (1/4) • Tallied two assists vs. Georgia (1/12) • Tied for the team high with three assists at Buffalo (1/19) • Had two assists vs. Toronto (1/26) • Recorded four assists vs. Rochester (2/1) • Scored a goal in his first game as a Bandit vs. Calgary (2/16) • Matched his single-game season high with six points (2+4) at Rochester (2/22) • Scored two goals and added an assist in his return to Philadelphia on March 8 • Had two assists vs. Georgia (3/9) • Scored a goal and added an assist at Saskatchewan (3/16) • Scored two goals at Toronto (4/5) • Scored two goals, including the game-winner, vs. New England (4/20) • Had a four-point night (2+2) in the regular-season finale at San Diego (4/27)... **PLAYOFFS:** Led all NLL rookies in playoff scoring with eight points (2+6) • Finished the postseason tied for 14th in NLL scoring with eight points despite only playing in two games • Tied for 11th in playoff assists (6) • Ranked sixth on the Bandits in playoff scoring (8) and ranked fifth in playoff assists (6) • Tallied four points (1+3) vs. New England (5/4) in his first career playoff game • Recorded his second four-point game of the postseason with a goal and three assists at Calgary (5/25).

## Career Highlights

**2018:** Named the MLL Rookie of the Year after recording 40 points (26+14) in six games with the Denver Outlaws • Won an MLL Championship in his first year with the Outlaws • Selected to play in the MLL All-Star Game • Finished his collegiate career tied for seventh in UNC history in goals (111) • Scored a goal in 31 consecutive games with the Tar Heels, from May 14, 2016 to April 7, 2018, which set a new school record • Tallied 41 points (31+10) in 14 games in his senior season with the University of North Carolina • Led the Tar Heels in both goals (31) and points (41) in 2018 • Was a team captain and earned First-Team All-ACC honors • Was a USIL All-American honorable mention... **2017:** Recorded 50 points (36+14) in 16 games at UNC • Named the co-most valuable offensive player for the Tar Heels after leading the team in goals (36) and points (50) • Earned Third-Team All-American honors • Named a USIL All-American honorable mention • Named MVP of the ACC Tournament... **2016:** Recorded a career-high 57 points (43+14) in 18 games • Ranked second on the Tar Heels in goals (43) and points (70) • His 43 goals are tied for the sixth most in UNC single-season history • Named the Most Outstanding Player of the 2016 NCAA Tournament after scoring the overtime, game-winning goal to win the NCAA Championship • Named to the NCAA All-Tournament Team • Named one of the Tar Heels' most improved players • Scored nine goals vs. Loyola (5/28), including six in the first half, which set a new school record for most goals in a single game... **2015:** Scored one goal in two games played.

## Career Statistics

SEASON	TEAM	Regular Season						Playoffs					
		GP	G	A	TP	LB	PIM	GP	G	A	TP	LB	PIM
2018-19	Philadelphia	7	7	17	24	33	2	-	-	-	-	-	-
	Buffalo	8	12	10	22	29	0	2	2	6	8	6	0
	<b>NLL Totals</b>	<b>15</b>	<b>19</b>	<b>27</b>	<b>46</b>	<b>62</b>	<b>2</b>	<b>2</b>	<b>2</b>	<b>6</b>	<b>8</b>	<b>6</b>	<b>0</b>
	<b>Buffalo Totals</b>	<b>8</b>	<b>12</b>	<b>10</b>	<b>22</b>	<b>29</b>	<b>0</b>	<b>2</b>	<b>2</b>	<b>6</b>	<b>8</b>	<b>6</b>	<b>0</b>



# DEFENSE MITCH DE SNOO



**Born:** October 22, 1992, Oshawa, Ontario  
**Ht:** 6 ft. 2 in. **Wt:** 211 lbs. **Shoots:** Left

## Acquired

Acquired from Calgary in exchange for Brandon Goodwin on December 28, 2015.

## 2018-19

Finished the regular season with 14 points (5+9) in 17 games • Set a new career high in goals (5) and loose balls (131) • Ranked second on the Bandits in loose balls (131) and caused turnovers (21) • Tied for ninth in the NLL in scoring among defensemen with 14 points • Recovered four loose balls and caused one turnover at Philadelphia (12/15) • Had an assist and recovered five loose balls vs. Toronto (12/21) • Notched an assist and collected eight loose balls vs. Vancouver (12/28) • Scored his first goal of the season and picked up seven loose balls vs. Rochester (1/5) • Had an assist and recovered a team-high 10 loose balls vs. Philadelphia (1/19) • Scored two goals at Rochester (1/26) • Caused a team-high three turnovers and collected six loose balls at New England (1/27) • Scored his fourth goal of the season vs. Colorado (2/2) • Tallied an assist and recovered eight loose balls vs. Calgary (2/16) • Had an assist and picked up seven loose balls at Rochester (2/22) • Had an assist and recovered eight loose balls at Philadelphia (3/8) • Collected a team-high 10 loose balls and caused one turnover vs. Georgia (3/9) • Had an assist and picked up eight loose balls at Saskatchewan (3/16) • Tallied an assist and picked up a team-high 11 loose balls vs. Toronto (3/23) • Collected eight loose balls at Toronto (4/5) • Had an assist and picked up nine loose balls vs. NE (4/20) • Scored his career-high fifth goal of the season at San Diego (4/27)... **PLAYOFFS:** Played in all four postseason games, recording one assist and picking up 28 loose balls • Ranked second on the Bandits and fourth in the NLL in loose balls (28) • Tallied the first playoff point of his career, an assist, and recovered six loose balls vs. New England (5/4) • Tied for the team high with nine loose balls recovered vs. Toronto (5/11) • Had a team-high nine loose balls, setting a new postseason career high (24), vs. Calgary (5/18) • Collected four loose balls at Calgary (5/25).

## Career Highlights

**2017-18:** Played in 16 regular-season games and tied his career high in goals (3), assists (12) and points (15) • Had a career-high 127 ground balls • Recorded his first point of the season, an assist, vs. Toronto (12/8) • Picked up a team-high 10 loose balls at Toronto (12/30) • Had two assists and picked up nine loose balls vs. Vancouver (1/13) • Picked up a team-high 13 loose balls at Saskatchewan (1/19) • Assisted on three goals and picked up eight loose balls vs. Saskatchewan (3/16) • Picked up the 300th loose ball of his career at Georgia (3/18) • Had three points (1+2) and picked up nine loose balls at New England (3/23) • Totaled two points (1+1) and picked up three loose balls at Calgary (4/14) • Led the team in loose balls with eight vs. Toronto (4/21) • Had two assists and collected seven loose balls vs. Rochester (4/28)... **2017:** In his second season he set new career-highs in goals (3), assists (12), points (15), loose balls (111) and games played (18) • Picked up his 100th loose ball vs. Colorado (12/30) • Had a two-point outing (1+1) at New England (2/19) • Recovered his 200th-career loose ball and contributed two assists vs. Georgia (4/22)... **2016:** Appeared in 16 games during his rookie campaign • Scored the first goal of his career at Vancouver (3/5) • Had his first-career multi-point game (0+2) vs. Toronto (4/16) • Was selected in the 2nd round (13th overall) by the Calgary Roughnecks in the 2015 NLL Entry Draft.... **PLAYOFFS:** Played in all four postseason games • Collected 20 loose balls during postseason play

## Career Statistics

		Regular Season						Playoffs					
SEASON	TEAM	GP	G	A	TP	LB	PIM	GP	G	A	TP	LB	PIM
2016	Buffalo	16	1	7	8	98	8	4	0	0	0	20	10
2017	Buffalo	18	3	12	15	111	42	--	--	--	--	--	--
2017-18	Buffalo	16	3	12	15	127	39	--	--	--	--	--	--
2018-19	Buffalo	17	5	9	14	131	25	4	0	1	1	28	14
NLL Totals		67	12	40	52	467	114	8	0	1	1	48	24
Buffalo Totals		67	12	40	52	467	114	8	0	1	1	48	24



# FORWARD CHASE FRASER



**Born:** August 3, 1995, Langley, British Columbia  
**Ht:** 6 ft. 2 in. **Wt:** 210 lbs. **Shoots:** Right

## Acquired

Buffalo's second-round selection (13th overall) in the 2017 NHL Entry Draft.

## 2018-19

Finished the regular season setting new career highs in games played (16), goals (29), assists (15), points (44), loose balls (84), caused turnovers (7) and faceoffs won (123) • Ranked 10th in the NHL in faceoffs won • Scored more goals than any other player in the NHL that took at least 10 draws • Won seven faceoffs and caused one turnover at Philadelphia (12/15) • Recorded four points (2+2) and had a team-high 13 shots on goal vs. Toronto (12/21) • Notched an assist and accounted for 15 of the team's 17 faceoff wins vs. Vancouver (12/28) • Scored a goal and added an assist vs. Rochester (1/5) • Scored a goal and picked up five loose balls vs. Philadelphia (1/19) • Scored a goal and won six faceoffs at Rochester (1/26) • Set a new career high in goals (9) with a hat trick in a five-point effort (3+2) at New England (1/27) • Scored a hat trick in a second consecutive game and won 12 of 16 faceoffs vs. Colorado (2/2) • Scored two goals and set a new career high in assists (7) with two helpers at Georgia (2/9) • Set a new career high in games played (10) and loose balls (47) vs. Calgary (2/16) • Scored a single-game, career-high four goals, added two assists and won 14-16 faceoffs at Rochester (2/22) • Tied his single-game career high with four goals, including the overtime game-winner, at Philadelphia (3/8) • Had two points (1+1) and tied for the team lead with 10 loose balls, including recovering the 100th loose ball of his career, vs. Georgia (3/9) • Scored the overtime, game-winning goal at Saskatchewan (3/16) • Became only the second player in franchise history to score two overtime goals in a season and two consecutive overtime goals since John Tavares did so in 2010 • Scored a goal and picked up four loose balls vs. New England (4/20) • Scored a hat trick and added three assists in the regular-season finale at San Diego (4/27)... **PLAYOFFS:** Finished the postseason having played in all four games, scoring seven goals and winning 32 of 50 faceoffs • Ranked third on the Bandits and fifth in the NHL in goals scored (7) • Won the second-most faceoffs during the postseason (32) • Had the second-highest faceoff win percentage during the playoffs of players that took at least 10 draws • Tied for fifth in franchise history in game-winning goals (1) • Scored a goal and won 11 of 15 faceoffs vs. New England (5/4) • Scored two goals, including the game-winner, and won five of eight faceoffs vs. Toronto (5/11) • Won seven of eight faceoffs and scored a goal vs. Calgary (5/18) • Scored a hat trick at Calgary (5/25).

## Career Highlights

**2017-18:** Played in nine games and recorded 14 points (8+6) in his first season with the Bandits • Tallied his first NHL point, an assist, and scored his first NHL goal in a three-point (1+2) night vs. Toronto (12/8) • Scored two goals at Rochester (12/23) • Scored a goal and picked up nine loose balls at Toronto (12/30) • Had two points (1+1) in his first game back from injury vs. Georgia (2/10) • Scored his first-career hat trick and added two assists vs. New England (3/31) • Had one assist at Calgary (4/14).

Career Statistics		Regular Season						Playoffs					
SEASON	TEAM	GP	G	A	TP	LB	PIM	GP	G	A	TP	LB	PIM
2017-18	Buffalo	9	8	6	14	41	8	--	--	--	--	--	--
2018-19	Buffalo	16	29	15	44	84	10	4	7	0	7	21	10
NHL Totals		25	37	21	58	125	18	4	7	0	7	21	10
Buffalo Totals		25	37	21	58	125	18	4	7	0	7	21	10



# TRANSITION MATT GILRAY



**Born:** May 11, 1995, Oshawa, Ontario  
**Ht:** 6 ft. 3 in. **Wt:** 206 lbs.

**Shoots:** Right

#81

## Acquired

Buffalo's first-round selection (3rd overall) in the 2018 NLL Entry Draft.

## 2018-19

Played in all 18 regular-season games as a rookie, finishing the season with five points (3+2) and 69 loose balls recovered • Ranked seventh among all NLL rookies in loose balls recovered (69) • Ranked seventh on the Bandits in caused turnovers with nine • Tied for second among NLL rookies in game-winning goals (1) • Recovered six loose balls in his NLL debut at Philadelphia (12/15) • Scored his first NLL goal and tied for the team high in loose balls with seven vs. Toronto (12/21) • Collected four loose balls vs. Vancouver (12/28) • Caused two turnovers vs. Rochester (1/5) • Notched an assist and picked up three loose balls vs. Philadelphia (1/19) • Collected two loose balls and caused two turnovers at Rochester (1/26) • Recovered four loose balls at New England (1/27) • Recorded the first two-goal game of his career, including scoring the game-winner, vs. Colorado (2/2) • Recovered five loose balls at Georgia (2/9) • Picked up six loose balls vs. Calgary (2/16) • Tallied an assist and matched his season high with seven loose balls at Rochester (2/22) • Recovered three loose balls at Philadelphia (3/8) • Picked up five loose balls vs. Georgia (3/9) • Collected three loose balls at Saskatchewan (3/16) • Had three loose balls vs. Toronto (3/23) • Recovered five loose balls vs. New England (4/20)... **PLAYOFFS:** Played in all four postseason games, recording two points (0+2) and recovering 15 loose balls • Tied for third in rookie playoff scoring • Tied for first among NLL rookies in postseason loose balls recovered (15) • Picked up three loose balls vs. New England (5/4) • Tallied two assists for the first playoff points of his career vs. Toronto (5/11) • Collected four loose balls vs. Calgary (5/18) • Scooped up three loose balls at Calgary (5/25).

## Career Highlights

**2018:** Selected by Denver in the fifth round (44th overall) in the 2018 MLL Draft • Played in four games for the Outlaws, scoring one goal and collecting 18 loose balls • Recovered 10 loose balls in two playoff games • Was a captain for the Bucknell University Bison for the second consecutive season • Finished his collegiate career ranked eighth in team history in career ground balls (149) • Recovered 28 loose balls in fifteen games with the Bison • Ranked fourth in the team on loose balls recovered • Earned Second-Team All-Patriot League honors • Named the Patriot League Defensive Player of the Week on March 26, 2018...

**2017:** Was a team captain at Bucknell University • Had two points (1+1) and collected a career-high 48 loose balls in 13 games for the Bison • Lead the team in loose balls recovered • Earned Second-Team All-Patriot League honors... **2016:** Set career highs in goals (4), assists (4) and points (8) • Recovered 44 loose balls • Earned Second-Team All-Patriot honors... **2015:** Recovered 29 loose balls in 12 games for the Bison during his freshman season.

## Career Statistics

### Regular Season

### Playoffs

SEASON	TEAM	GP	G	A	TP	LB	PIM	GP	G	A	TP	LB	PIM
2018-19	Buffalo	18	3	2	5	69	11	4	0	2	2	15	0
	NLL Totals	18	3	2	5	69	11	4	0	2	2	15	0
	Buffalo Totals	18	3	2	5	69	11	4	0	2	2	15	0



# DEFENSE JON HARNETT



**Born:** May 28, 1988, Orangeville, Ontario

**Ht:** 6 ft. 1 in.

**Wt:** 185 lbs.

**Shoots:** Left

## Acquired

Signed with the Bandits as a free agent on Nov. 28, 2018.

## 2018-19


Played in eight regular-season games in his first year as a Bandit, recording two assists and picking up 13 loose balls • Notched his first point of the season with an assist at New England (1/27) • Recovered four loose balls vs. Colorado (2/2) • Collected two loose balls and caused one turnover at Georgia (2/9) • Picked up two loose balls vs. Georgia (3/9) • Collected two loose balls at Saskatchewan (3/16) • Had an assist vs. New England (4/20)... **PLAYOFFS:** Recovered four loose balls vs. New England (5/4).

## Career Highlights

**2017-18:** Played in two games for the Vancouver Stealth, notching one assist and recovering three loose balls • Had one assist at Calgary (2/16)... **2017:** Played in three games for the Stealth after being traded to Vancouver from Calgary midseason • Put up two points (0+2) and recovered 47 loose balls in 12 games with the Roughnecks... **PLAYOFFS:** Had one assist in the Stealth's lone playoff game against Colorado (5/6)... **2016:** Played in all 18 regular-season games, recording 12 points (3+9) and recovering 84 loose balls • Set a new career high in goals (3) • Both his point total (12) and loose balls recovered (84) tied for the second most of his career • Ranked second on the team in points by a defenseman • Tied for fifth on the team in loose balls... **PLAYOFFS:** Had one goal and collected 21 loose balls in three postseason games with the Roughnecks • His 21 loose balls recovered ranked second on the team • Scored a goal vs. Saskatchewan (5/14)... **2015:** Registered four assists and 46 loose balls in 17 games with the Roughnecks • Had an assist in his first game of the season at Colorado (1/10) • Recovered a season-high seven loose balls vs. Toronto (3/28) • Notched an assist in back-to-back games; at Minnesota (4/18) and at Vancouver (5/2)... **PLAYOFFS:** Had one assist and collected eight loose balls in four postseason contests... **2014:** Set career highs in assists (14) and points (16) • His 84 loose balls recovered were the second most in his career in a single season • Ranked second on the Roughnecks in points by a defenseman • His 84 loose balls ranked fourth on the team • Registered three points (1+2) and collected a season-high 10 loose balls at Buffalo (4/5) • Notched three assists at Edmonton (4/19)... **PLAYOFFS:** Had a career-high three points (1+2) in seven postseason contests • Tied for most postseason points by a defenseman on the Roughnecks... **2013:** Tallied nine points (1+8) in 15 regular-season games • Ranked third on the team in points by a defenseman • Had three assists and recovered a season-high seven loose balls at Minnesota (2/16)... **PLAYOFFS:** Recovered 11 loose balls in two postseason games... **2012:** Registered five points (1+4) in 11 regular-season games • Recovered 26 loose balls... **PLAYOFFS:** Did not see game action... **2011:** Scored one goal and added eight assists in 16 regular-season games with Calgary • Collected 39 loose balls... **PLAYOFFS:** Recovered seven loose balls in two playoff games • Tied for second on the team in loose balls recovered... **2010:** Notched four points (1+3) and recovered 52 loose balls in 14 games with the Boston Blazers... **PLAYOFFS:** Collected five loose balls in Boston's lone playoff game at Orlando (5/1)... **2009:** Posted 12 points (1+11) in 16 games during his rookie campaign • Recovered a career-high 106 loose balls • Tied for first on the team in points scored by a defenseman with 12 • Led the team in loose balls recovered • Was selected by Boston in the third round (26th overall) of the 2008 NHL Entry Draft... **PLAYOFFS:** Recovered six loose balls in his first playoff game at Buffalo (5/2).

## Career Statistics

		Regular Season						Playoffs					
SEASON	TEAM	GP	G	A	TP	LB	PIM	GP	G	A	TP	LB	PIM
2009	Boston	16	1	11	12	106	31	1	0	0	0	6	2
2010	Boston	14	1	3	4	52	15	1	0	0	0	5	2
2011	Calgary	16	1	7	8	39	19	2	0	0	0	7	0
2012	Calgary	11	1	4	5	26	4	0	0	0	0	0	0
2013	Calgary	15	1	8	9	48	30	2	0	0	0	11	4
2014	Calgary	18	2	14	16	84	26	7	1	2	3	16	2
2015	Calgary	17	0	4	4	46	28	4	0	1	1	8	2
2016	Calgary	18	3	9	12	84	32	3	1	0	1	21	6
2017	Calgary	12	0	2	2	47	18	-	-	-	-	-	-
	Vancouver	3	0	0	0	4	4	1	0	1	1	2	0
2017-18	Vancouver	2	0	1	1	3	0	-	-	-	-	-	-
2018-19	Buffalo	8	0	2	2	13	10	1	0	0	0	4	0
NLL Totals		150	10	65	75	552	217	22	2	4	6	80	18
Buffalo Totals		8	0	2	2	13	10	1	0	0	0	4	0



# TRANSITION THOMAS HOGGARTH



**Born:** October 20, 1995, Lakefield, Ontario  
**Ht:** 6 ft. 2 in. **Wt:** 205 lbs. **Shoots:** Right

#91

## Acquired

Acquired from Vancouver in exchange for Pat Saunders on Feb. 5, 2018.

## 2018-19

Finished the regular season setting new career highs in games played (17), goals (29), assists (32), points (61) and loose balls (90) • Ranked third on the Bandits in goals and fourth in both assists and points • Ranked fourth on the team in loose balls • Put up five points (3+2) and tied for second on the team in loose balls recovered with seven at Philadelphia (12/15) • Scored a hat trick and added an assist vs. Toronto (12/21) • Scored two goals and had four assists in a six-point effort vs. Vancouver (12/28) • Set new career highs in goals (6), assists (3), and points (9) through only three weeks of play • Scored two goals and collected six loose balls vs. Rochester (1/5) • Scored two goals, had two assists and picked up nine loose balls vs. Philadelphia (1/19) • Scored a hat trick and recovered seven loose balls at Rochester (1/26) • Scored his fourth hat trick of the season and added two assists at New England (1/27) • Had an assist and collected five loose balls vs. Colorado (2/2) • Scored a hat trick and recovered seven loose balls at Georgia (2/9) • Picked up two loose balls at Calgary (2/16) • Scored two goals and had three assists at Rochester (2/22) • Tied for the team high with five points (1+4) at Philadelphia (3/8) • Scored two goals and added an assist vs. Georgia (3/9) • Scored a goal and had a career-high five assists at Saskatchewan (3/16) • Tied for the team lead with three points (1+2) vs. Toronto (3/23) • Had two assists and picked up two loose balls at Toronto (4/5) • Recorded three points (1+2) and had a team-high 10 loose balls vs. New England (4/20)... **PLAYOFFS:** Played in two postseason games, recording three assists and recovering six loose balls • Set new playoff career highs in assists (3), points (3) and loose balls (6) • His three assists tied for seventh on the Bandits • Had three assists vs. Toronto (5/11) • Picked up a postseason career-high five loose balls vs. Calgary (5/18).

## Career Highlights

**2017-18:** Recorded four points (3+1) and collected 16 loose balls in 11 games after being acquired by the Bandits from Vancouver on Feb. 5, 2018 • Notched one assist and recovered five loose balls in four games with Vancouver • Scored a goal in his Bandits debut at New England (2/9) • Extended his goal-scoring streak to two games with a tally vs. Georgia (2/10) • Recorded his first assist of the season vs. New England (3/31) • Scored a goal in the final game of the season vs. Rochester (4/28)... **2017:** Appeared in 12 games for the Vancouver Stealth, tallying three goals and one assist while scooping up 24 loose balls and causing eight turnovers... **PLAYOFFS:** Recovered two loose balls in the Stealth's lone playoff game vs. Colorado (5/6)... **2016:** Recorded a career-high seven points (5+2) in eight games played in his rookie season with the Stealth • His .417 shooting percentage ranked first on the team.

Career Statistics		Regular Season						Playoffs					
SEASON	TEAM	GP	G	A	TP	LB	PIM	GP	G	A	TP	LB	PIM
2016	Vancouver	8	5	2	7	15	0	-	-	-	-	-	-
2017	Vancouver	12	3	1	4	24	0	1	0	0	0	2	0
2017-18	Vancouver	4	0	1	1	5	0	-	-	-	-	-	-
	Buffalo	11	3	1	4	16	15	--	--	--	--	--	--
2018-19	Buffalo	17	29	32	61	90	4	2	0	3	3	6	0
NLL Totals		52	40	37	77	150	19	3	0	3	3	8	0
Buffalo Totals		28	32	33	65	106	19	2	0	3	3	6	0



## TRANSITION IAN MACKAY

**Born:** May 31, 1994, Port Elgin, Ontario

**Ht:** 5 ft. 10 in.

**Wt:** 216 lbs.

**Shoots:** Left

#4

### Acquired

Selected by Buffalo in the first round (4th overall) of the 2018 NLL Entry Draft.

### 2018-19

Named a finalist for NLL Rookie of the Year • Earned NLL All-Rookie honors • Played in all 18 regular-season games his rookie season, recording 32 points (11+21) and recovering 88 loose balls • Finished the season ranked ninth in franchise history in rookie scoring (32) and tied for sixth with Anthony Malcom (2016) in rookie assists (21) • Ranked sixth in the NLL in rookie scoring • Ranked fourth in loose balls recovered by a rookie (88) • Was named the NLL Rookie of the Week for Week 7 • Recovered three loose balls and ranked second on the team with three caused turnovers in his NLL debut at Philadelphia (12/15) • Recorded his first-career NLL point with an assist vs. Toronto (12/21) • Scored his first NLL goal in a three-point effort (2+1) vs. Vancouver (12/28) • Notched an assist and caused one turnover vs. Rochester (1/5) • Scored a goal and had an assist vs. Philadelphia (1/19) • Scored the first shorthanded goal of his career and collected five loose balls at Rochester (1/26) • Scored two goals and added an assist at New England (1/27) • Tallied two assists and picked up five loose balls vs. Colorado (2/2) • Scored a goal and recorded two assists at Georgia (2/9) • Recorded his second-straight three-point game (1+2) vs. Calgary (2/16) • Tallied an assist at Rochester (2/22) • Had two assists at Philadelphia (3/8) • Picked up seven loose balls vs. Georgia (3/9) • Had a three-point night (1+3) at Saskatchewan • Picked up a season-high eight loose balls and won seven of 11 faceoffs vs. TOR (3/23) • Had two assists at Toronto (4/5) • Had a three-point night (1+2) vs. New England (4/20) • Scored a goal and had an assist at San Diego (4/27)... **PLAYOFFS:** Played in all four postseason games, tallying one goal and adding an assist • Tied for third in rookie postseason scoring with two points (1+1) • Tied for sixth on the Bandits in postseason loose balls with 15 • Opened the scoring 45 seconds into the game with a goal vs. New England (5/4) • Collected four loose balls vs. Toronto (5/11) • Tallied the first playoff assist of his career and picked up three loose balls vs. Calgary (5/18) • Picked up five loose balls at Calgary (5/25).

### Career Highlights


**2018:** Selected by Chesapeake in the second round (13th overall) of the 2018 MLL Draft • Recorded 12 points (11+1) in five games played with the Bayhawks • Was named the MLL Rookie of the Week for Week 8 after scoring four goals, including the game-winner, the previous week • Recorded one assist in one postseason game with the Bayhawks • Finished his collegiate career ranked third in Vermont history in career points with 230 (150+80) • His 150 career goals are the most in UVM history • His 80 career assists are the fifth-most in school history • Finished in the top 10 in scoring in UVM single-season history in three of his four college seasons • Captained the University of Vermont Catamounts for the second-straight year • Recorded 59 (39+20) points in 16 games • Led the Catamounts in points (59) for the second consecutive season • Named the team's Most Valuable Player • Was a finalist for the Tewaaraton Award as one of the best players in college lacrosse • Earned America East First-Team All-Conference and First-Team All-ECAC honors • Named to the Inside Lacrosse All-American Third Team... **2017:** Redshirt year... **2016:** Named a team captain • Set career highs in goals (42), assists (28) and points (70) • His 70 points in 2016 are the fourth-most in a single season in UVM history • Led the Catamounts in goals, assists and points • Was named the America East Offensive Player of the Year • Earned America East First-Team All-Conference honors and was named to the America East All-Tournament Team • Earned First-Team All-ECAC honors • Was a USIL Third-Team All-American... **2015:** Scored 59 points (41+18) in 16 games with the Catamounts • Ranked first on the team in goals (41) and second in assists (18) and points (59) • Earned America East First-Team All-Conference honors • Named to the America East All-Tournament team... **2014:** Named the America East Rookie of the Year after posting 42 points (28+14) in 18 games • Selected to the America East All-Conference Second Team • Earned America East All-Rookie honors.

### Career Statistics

#### Regular Season

#### Playoffs

SEASON	TEAM	GP	G	A	TP	LB	PIM	GP	G	A	TP	LB	PIM
2018-19	Buffalo	18	11	21	32	88	8	4	1	1	2	15	12
NLL Totals		18	11	21	32	88	8	4	1	1	2	15	12
Buffalo Totals		18	11	21	32	88	8	4	1	1	2	15	12



# DEFENSE JUSTIN MARTIN



**Born:** April 4, 1995, Oakville, Ontario  
**Ht:** 5 ft. 11 in. **Wt:** 182 lbs.

**Shoots:** Left

## Acquired

Buffalo's second-round selection (13th overall) in the 2016 NHL Entry Draft.

## 2018-19


Appeared in all 18 regular-season games for the second consecutive season • Scored one goal and recovered 33 loose balls  
 • Collected two loose balls at Philadelphia (12/15) • Recovered two loose balls vs. Vancouver (12/28) • Picked up two loose balls vs. Rochester (1/5) • Scooped up three loose balls vs. Philadelphia (1/19) • Scored his first goal of the season at Rochester (1/26) • Caused a turnover at New England (1/27) • Picked up two loose balls vs. Colorado (2/2) • Collected one loose ball at Georgia (2/9) • Caused two turnovers and recovered three loose balls vs. Calgary (2/16) • Picked up one loose ball at Rochester (2/22) • Recovered two loose balls and caused two turnovers at Philadelphia (3/8) • Collected a loose ball and caused a turnover vs. Georgia (3/9) • Picked up a loose ball and caused a turnover at Saskatchewan (3/16) • Had five loose balls vs. Toronto (3/23) • Caused a turnover at Toronto (4/5) • Picked up a loose ball and cause one turnover vs. New England (4/20) • Recovered the 100th loose ball of his career at San Diego (4/27)... **PLAYOFFS:** Played in all four postseason games, picking up four loose balls and causing three turnovers • Collected three loose balls vs. New England (5/4) • Tallied an assist for his first-career playoff point vs. Toronto (5/11) • Caused one turnover vs. Calgary (5/18) and again at Calgary (5/25).

## Career Highlights

**2017-18:** Played in all 18 regular-season games • Set career highs in games played (18), goals (2), assists (1), points (3) and loose balls (37) • Picked up three loose balls and caused a turnover vs. Toronto (12/8) • Scored his first-career goal vs. Calgary (1/6) • Tied his single-game career high with seven loose balls at New England (3/23) • Recorded his first assist as a Bandit at Calgary (4/14) • Scored a goal and collected two loose balls vs. Toronto (4/21)... **2017:** Played in 15 games his rookie year collecting 30 loose balls • Appeared in his first NHL game vs. Georgia (1/14) • Collected a season-high seven loose balls vs. Toronto (4/29).

## Career Statistics

SEASON	TEAM	Regular Season						Playoffs					
		GP	G	A	TP	LB	PIM	GP	G	A	TP	LB	PIM
2017	Buffalo	15	0	0	0	30	4	--	--	--	--	--	--
2017-18	Buffalo	18	2	1	3	37	0	--	--	--	--	--	--
2018-19	Buffalo	18	1	0	1	33	10	4	0	1	1	4	0
NHL Totals		51	3	1	4	100	14	4	0	1	1	4	0
Buffalo Totals		51	3	1	4	100	14	4	0	1	1	4	0



# DEFENSE MARCUS MINICHIELLO



**Born:** April 21, 1997, Toronto, Ontario

**Ht:** 6 ft. 2 in.

**Wt:** 165 lbs.

**Shoots:** Right

## Acquired

Signed with the Bandits as a free agent on Nov. 20, 2019.

## 2018-19


Recorded 11 points (6+5) in 11 regular-season games with the Paris RiverWolves of the Arena Lacrosse League • Ranked second among Paris defensemen in scoring... **PLAYOFFS:** Was the second-highest scoring ALL defenseman during the playoffs, totaling four points (2+2) in three postseason games.

## Career Highlights

**2017-18:** Tallied five points (3+2) in 19 regular-season games as a transition player with the Toronto Beaches of the OJALL • Scored his first goal of the season vs. Kitchener-Waterloo (5/25) • Scored Toronto's first goal of the game vs. Whitby (6/15) • Notched an assist the following game at Mimico (6/16) • Recorded an assist at Kitchener-Waterloo (6/28) • Scored a goal in the regular-season finale at Brampton (6/29)... **PLAYOFFS:** Totaled four points (2+2) in nine postseason games • Notched an assist vs. Burlington (7/12) • Scored his first goal of the postseason vs. Burlington (7/17) • Had a point in consecutive games; at Brampton (7/25) and vs. Brampton (7/26)... **2017:** Scored a goal and set new career highs in assists (9) and points (10) in 10 regular-season games with Toronto • Had a four-game assist streak from June 4 vs. St. Catharines to June 11 vs. Barrie • Scored his only goal of the season vs. Kitchener-Waterloo (6/30)... **PLAYOFFS:** Scored one goal in three postseason games with Toronto... **2016:** Recorded seven points (3+4) in 18 regular-season games with the Beaches • Notched his first point of the season, an assist, vs. Brampton (6/1) • Tallied two points (1+1) in consecutive games; vs. Burlington (6/17) and at Peterborough (6/20) • Scored the second shorthanded goal of his career vs. St. Catharines (6/26) • Tallied an assist vs. Whitby (7/8)... **2015:** Set a new career high in goals (5) and points (8) in 16 regular-season games with Toronto • Opened the season on a three-game point streak (2+1); from May 9 at Mimico to May 22 vs. Whitby • Scored a goal vs. Six Nations (5/30) • Scored a goal at Burlington (6/7) • Tallied his first two-point night (1+1) of the season vs. Orangeville (6/16) • Had an assist vs. Mimico (6/26)... **PLAYOFFS:** Appeared in four postseason games for the Beaches... **2014:** Totaled four points (2+2) in 11 regular-season games in his second season with the Beaches • Tallied his first point of the season, an assist, at Whitby (5/20) • Scored the first shorthanded goal of his career vs. Peterborough (5/23) • Had an assist vs. Brampton (5/28) • Scored a goal at Barrie (6/27)... **2013:** Played in three games for the Toronto Beaches his rookie season.

## Career Statistics

SEASON	TEAM	Regular Season						Playoffs					
		GP	G	A	TP	LB	PIM	GP	G	A	TP	LB	PIM
2013	Toronto (OJALL)	3	0	0	0	0	0	-	-	-	-	-	-
2014	Toronto (OJALL)	11	2	2	4	0	8	-	-	-	-	-	-
2015	Toronto (OJALL)	16	5	3	8	1	6	4	0	0	0	0	2
2016	Toronto (OJALL)	18	3	4	7	0	2	-	-	-	-	-	-
2017	Toronto (OJALL)	19	1	9	10	0	24	3	1	0	1	0	2
2017-18	Toronto (OJALL)	19	3	2	5	0	16	9	2	2	4	0	6
2018-19	Paris	11	6	5	11	-	4	3	2	2	4	-	4
<b>OJALL Totals</b>		<b>86</b>	<b>14</b>	<b>20</b>	<b>34</b>	<b>1</b>	<b>56</b>	<b>16</b>	<b>3</b>	<b>2</b>	<b>5</b>	<b>0</b>	<b>10</b>
<b>ALL Totals</b>		<b>11</b>	<b>6</b>	<b>5</b>	<b>11</b>	<b>--</b>	<b>4</b>	<b>3</b>	<b>2</b>	<b>2</b>	<b>4</b>	<b>--</b>	<b>4</b>



# TRANSITION BRENT NOSEWORTHY



**Born:** Feb. 6, 1996, Burlington, Ontario

**Ht:** 6 ft. 4 in.

**Wt:** 220 lbs.

**Shoots:** Left

#26

## Acquired

Selected by Buffalo in the first round (12th overall) of the 2019 NHL Entry Draft.

## 2018-19


Finished his collegiate career at the University of Michigan with 119 points (102+17) in 45 games • Left Michigan as the program's all-time leading goal scorer with 102 goals in four seasons • Was the first, and is currently the only, Wolverine with 100 career goals • His 119 career points are the second-most in Michigan history • Was named a team captain his senior season, finishing the year with 22 points (18+4) in 10 games for the Wolverines • Tallied six points (4+2) in 15 regular-season games with the Brooklin Lacrosse Club of Major Series Lacrosse • Scored one goal in one playoff game for the Atlas Lacrosse Club of the Premier Lacrosse League after being selected by the team with the 23rd pick in the PLL's inaugural College Draft.

## Career Highlights

**2017-18:** Set new career highs in goals (41), assists (7) and points (48) in 14 games for the Wolverines • Was named the team MVP and offensive MVP for the 2018 season • Set the UM single-season points record with 48 • Broke his own single-season goal record with 41 tallies on the year • His 41 goals are currently the most in a single season in program history • Earned Inside Lacrosse Third-Team All-American and First-Team All-Big Ten honors • Was an USILA Honorable Mention All-American • Finished the season ranked fourth in the NCAA in goals scored by a midfielder • Totaled eight hat tricks on the season • Ranked first in the Big Ten and fourth in the NCAA in goals per game (2.93) • Was named a team captain prior to the start of the season • Scored a season-high five goals at Notre Dame (3/21)... **2017:** Was named the Wolverines' offensive MVP after recording 43 points (37+6) in 14 games • Set a new Michigan single-season goal record with 37 • Tallied eight hat tricks • Led the Big Ten and ranked ninth in the NCAA in shooting percentage (47 percent) • Scored a career-high six goals at Cleveland State (2/4)... **2016:** Scored six goals in seven games in his freshman season at the University of Michigan • Recorded the first hat trick of his career at Brown (3/12) • Scored his first career goal vs. Penn (2/20).

## Career Statistics

SEASON	TEAM	Regular Season						Playoffs					
		GP	G	A	TP	LB	PIM	GP	G	A	TP	LB	PIM
2016	Michigan (NCAA)	7	6	0	6	2	-	-	-	-	-	-	-
2017	Michigan (NCAA)	14	37	6	43	26	-	-	-	-	-	-	-
2018	Michigan (NCAA)	14	41	7	48	15	-	-	-	-	-	-	-
2019	Michigan (NCAA)	10	18	4	22	10	-	-	-	-	-	-	-
2019	Brooklin	14	4	2	6	-	8	-	-	-	-	-	-
2019	Atlas	-	-	-	-	-	-	1	1	0	1	0	-
NCAA Totals		45	102	17	119	53	-	-	-	-	-	-	-
MSL Totals		14	4	2	6	-	8	-	-	-	-	-	-
PLL Totals		-	-	-	-	-	-	1	1	0	1	0	-



# TRANSITION ETHAN O'CONNOR



**Born:** March 5, 1992, Milton, Ontario  
**Ht:** 6 ft. 1 in. **Wt:** 185 lbs.

**Shoots:** Right

## Acquired

Acquired from Georgia in exchange for a third-round pick in the 2021 NHL Entry Draft and a fourth-round pick in the 2019 NHL Entry Draft on Oct. 27, 2018.

## 2018-19


Recorded 13 points (6+7) in 18 regular-season games in his first season as a Bandit • Set new career highs in goals (6) and points (13) • Caused one turnover in his Bandits debut at Philadelphia (12/15) • Collected three loose balls vs. Vancouver (12/28) • Recovered three loose balls vs. Rochester (1/5) • Scored his first goal of the season and added an assist vs. Philadelphia (1/19) • Tallied an assist and caused a turnover at Rochester (1/26) • Caused two turnovers and picked up two loose balls at New England (1/27) • Scored an empty-net goal and added two assists, which tied his single-game career high and marked his first three-point game as a Bandit vs. Colorado (2/2) • Recovered two loose balls at Georgia (2/9) • Recorded his second three-point game (1+2) of the season vs. Calgary (2/16) • Caused one turnover at Rochester (2/22) • Scored a goal and picked up two loose balls at Philadelphia (3/8) • Matched his career high in goals (5) and points (11) with a first-quarter goal vs. Georgia (3/9) • Collected one loose ball at Saskatchewan (3/16) • Set a new career high in points (12) in his 100th-career game with an assist vs. Toronto (3/23) • Picked up four loose balls at Toronto (4/5) • Set a new career high in goals with his sixth tally of the season vs. New England (4/20)... **PLAYOFFS:** Played in three playoffs games, recording one assist and picking up 10 loose balls • Tallied an assist in his first playoff game as a Bandit vs. Toronto (5/11) • Collected four loose balls vs. Calgary (5/18) • Picked up four loose balls and caused one turnover at Calgary (5/25).

## Career Highlights

**2017-18:** Appeared in 14 games for Georgia, notching three assists and collecting 29 loose balls • Recovered a season-high five loose balls at Calgary (1/13) • Recorded his first point of the season with an assist at Vancouver (1/27) • Tallied an assist vs. Rochester (2/11) • Had an assist at Toronto (3/3)... **PLAYOFFS:** Had three loose-ball recoveries in the Swarm's lone playoff game vs. Rochester (5/12)... **2017:** Recorded 10 points (4+6) in 18 regular-season games • Ranked third on the team in loose balls recovered (93) • Recorded his first multi-point game (1+1) of the season vs. Saskatchewan (1/7) • Scored a goal for a second consecutive game at Buffalo (1/14) • Notched two assists vs. New England (1/20) • Tallied an assist vs. New England (2/11) • Scored a goal vs. Calgary (3/17) • Scored a goal at New England (4/7) • Recovered a season-high 13 loose balls and added an assist vs. Buffalo (4/15) • Notched an assist vs. Rochester (4/29)... **PLAYOFFS:** Won the 2017 Champion's Cup with the Georgia Swarm • Played in four postseason games, notching three assists and recovering 25 loose balls • His 25 loose balls tied for second on the team during postseason play... **2016:** Played in all 18 regular-season games, recording 11 points (2+9) and recovering 105 loose balls • Set career highs in assists and points • Ranked third on the Swarm in loose balls • Recovered 10 loose balls on two occasions; at Toronto (1/29) and at Saskatchewan (3/12) • Scored a goal at Rochester (1/30) • Had his first multi-point game of the season with two assists at Buffalo (2/20) • Netted a goal at New England (2/28) • Notched two assists at Rochester (4/16)... **PLAYOFFS:** Had one assist and collected seven loose balls in the Swarm's only playoff game at New England (5/6)... **2015:** Scored 10 points (3+7) and collected 98 loose balls in 18 games with the Swarm in Minnesota prior to their relocation to Georgia • Ranked third on the Swarm in loose balls recovered • Notched his first point of the season with an assist vs. Colorado (1/3) • Scored a goal at Edmonton (1/10) • Collected a season-high nine loose balls at Colorado (3/15) • Recorded two points in back-to-back games; on April 25 vs. Edmonton (0+2) and on May 2 vs. Rochester (1+1)... **2014:** Had nine points (5+4) and recovered 133 loose balls in 17 games with Toronto during his rookie campaign • Set career highs in goals and loose balls • Led the team in loose balls recovered • Had a career-high three points (1+2) in his NHL debut vs. Calgary (1/3) • Notched two points (1+1) and recovered 14 loose balls vs. Philadelphia (2/7) • Scored a goal and had 14 loose balls at Calgary (3/1) • Notched an assist and added 12 loose balls at Philadelphia (3/22) • Scored his fifth goal of the season at Minnesota (4/26)... **PLAYOFFS:** Recovered four loose balls in one postseason contest vs. Buffalo (5/3).

## Career Statistics

		Regular Season						Playoffs					
SEASON	TEAM	GP	G	A	TP	LB	PIM	GP	G	A	TP	LB	PIM
2014	Toronto	17	5	4	9	133	26	1	0	0	0	4	2
2015	Minnesota	18	3	7	10	98	8	-	-	-	-	-	-
2016	Georgia	18	2	9	11	105	32	1	0	1	1	7	0
2017	Georgia	18	4	6	10	93	15	4	0	3	3	25	2
2017-18	Georgia	14	0	3	3	29	8	1	0	0	0	3	0
<b>2018-19</b>	<b>Buffalo</b>	<b>18</b>	<b>6</b>	<b>7</b>	<b>13</b>	<b>35</b>	<b>4</b>	<b>3</b>	<b>0</b>	<b>1</b>	<b>1</b>	<b>10</b>	<b>2</b>
<b>NLL Totals</b>		<b>103</b>	<b>20</b>	<b>36</b>	<b>56</b>	<b>493</b>	<b>93</b>	<b>10</b>	<b>0</b>	<b>5</b>	<b>5</b>	<b>49</b>	<b>6</b>
<b>Buffalo Totals</b>		<b>18</b>	<b>6</b>	<b>7</b>	<b>13</b>	<b>35</b>	<b>4</b>	<b>3</b>	<b>0</b>	<b>1</b>	<b>1</b>	<b>10</b>	<b>2</b>



# DEFENSE CHUKWUEMEKA OKAEME



**Born:** April 3, 1998, Ajax, Ontario  
**Ht:** 6 ft. 0 in. **Wt:** 177 lbs.

**Shoots:** Right

## Acquired

Signed with the Bandits as a free agent on Sept. 27, 2019.

## 2018-19

Amassed 25 penalty minutes in three games for the West Durham Ironheads of the OJBLL.

## Career Highlights

**2017-18:** Tallied one assist in 11 regular-season games for the Ironheads... **2017:** Notched one assist in a career-high 18 regular-season games for West Durham... **PLAYOFFS:** Scored one goal in two postseason games for the Ironheads... **2016:** Set career highs in goals (1), assists (3) and points (4) in 15 regular-season games for the Ironheads when they were located in Markham • Recorded his first point of the season, an assist, vs. Orillia (5/11) • Scored the first goal of his career in the regular-season finale at Brampton (6/20)... **PLAYOFFS:** Appeared in one game for the Ironheads... **2015:** Tallied on assist in 16 regular-season games with the Ironheads... **PLAYOFFS:** Played in three postseason games.

## Career Statistics

### Regular Season

### Playoffs

SEASON	TEAM	GP	G	A	TP	LB	PIM	GP	G	A	TP	LB	PIM
2015	Markham (OJBLL)	16	0	1	1	2	32	3	0	0	0	0	2
2016	Markham (OJBLL)	15	1	3	4	1	19	1	0	0	0	0	4
2017	West Durham (OJBLL)	18	0	1	1	0	36	2	1	0	1	0	2
2017-18	West Durham (OJBLL)	11	0	1	1	0	77	-	-	-	-	-	-
2018-19	West Durham (OJBLL)	3	0	0	0	0	25	-	-	-	-	-	-
<b>OJBLL Totals</b>		<b>63</b>	<b>1</b>	<b>6</b>	<b>7</b>	<b>3</b>	<b>189</b>	<b>6</b>	<b>1</b>	<b>0</b>	<b>1</b>	<b>0</b>	<b>8</b>



# FORWARD QUINN POWLESS



**Born:** Feb. 28, 1993, Six Nations, Ontario

**Ht:** 6 ft. 1 in.

**Wt:** 236 lbs.

**Shoots:** Right

#77

## Acquired

Signed with the Bandits as a free agent on Nov. 9, 2019.

## 2018-19

Totaled eight points (3+5) in five regular-season games split between the Rochester Knighthawks and the New England Black Wolves • Began the season with the Rochester Knighthawks, recording three points (1+2) in his first game of the season vs. Philadelphia (12/29) • Recovered a season-high three loose balls at Buffalo (1/5) • Tallied two assists at San Diego (1/12) • Signed to the New England Black Wolves practice squad on Feb. 6 • Scored two goals in his first game for the Black Wolves at Vancouver (3/16) • Had one assist at Philadelphia (3/23).

## Career Highlights


**2017-18:** Recorded eight points (4+4) in nine regular-season games with the Rochester Knighthawks • Scored two goals in his first game of the season at Georgia (2/11) • Had a two-point night (1+1) the following week vs. Saskatchewan (2/17) • Had an assist at Saskatchewan (3/24) • Had a point in three consecutive games; at Toronto (4/23), vs. New England (4/21) and at Buffalo (4/28)... **PLAYOFFS:** Did not see game action... **2017:** Set new career highs in goals (6), points (11) and loose balls (32) in eight regular-season games with the Knighthawks • Scored two goals in each of his first two games of the season; vs. Toronto (12/29) and vs. New England (1/7) • Had a goal in a third consecutive game at Saskatchewan (1/21) • Tied his single-game career high with three assists vs. Buffalo (3/25) • Recorded a two-point night (1+1) at Colorado (4/15) • Tallied an assist in the regular-season finale at Georgia (4/29)... **2016:** Recorded seven points (3+4) in nine regular-season games split between the New England Black Wolves and the Rochester Knighthawks • Had two assists in his first game of the season with the Black Wolves at Vancouver (1/9) • Picked up four loose balls vs. Calgary (1/15) • Scored his first goal of the season and added an assist at Buffalo (1/30) • Picked up three loose balls in his first game with Rochester vs. New England (3/12) • Tallied his first point, an assist, as a Knighthawk at Georgia (3/18) • Scored a goal in consecutive games; at New England (3/25) and at Buffalo (4/9)... **2015:** Played in three games his rookie season for the New England Black Wolves, scoring one goal and adding a career-high six assists • Scored his first-career goal and added two assists in his first-career NLL game vs. Buffalo (1/2) • Notched a career-high three assists vs. Rochester (1/10) • Tallied one assist vs. Minnesota (1/24).

## Career Statistics

### Regular Season

### Playoffs

SEASON	TEAM	GP	G	A	TP	LB	PIM	GP	G	A	TP	LB	PIM
2015	New England	3	1	6	7	11	0	-	-	-	-	-	-
2016	New England	4	1	3	4	14	2	-	-	-	-	-	-
	Rochester	5	2	1	3	21	0	-	-	-	-	-	-
2017	Rochester	8	6	5	11	32	17	-	-	-	-	-	-
2017-18	Rochester	9	4	4	8	20	2	0	0	0	0	0	0
2018-19	Rochester	3	1	4	5	5	0	-	-	-	-	-	-
	New England	2	2	1	3	3	0	-	-	-	-	-	-
<b>NLL Totals</b>		<b>34</b>	<b>17</b>	<b>24</b>	<b>41</b>	<b>99</b>	<b>21</b>	<b>0</b>	<b>0</b>	<b>0</b>	<b>0</b>	<b>0</b>	<b>0</b>



## DEFENSE STEVE PRIOLO



**Born:** January 15, 1989, Roseneath, Ontario

**Ht:** 6 ft. 5 in.

**Wt:** 227 lbs.

**Shoots:** Right

### Acquired


Buffalo's second-round selection (21st overall) in the 2009 NHL Entry Draft

### 2018-19

Played in all 18 games for the sixth consecutive season, tying his career high with 26 points (11+15) • Nominated for NHL Defenseman of the Year • Named to the NHL All-Pro Second Team • Set a new career high in goals (11) • Finished the season ranked second among NHL defensemen in points (26) and goals (11) and ranked third in assists (15) • Led the Bandits in loose balls (135) and caused turnovers (23) • Finished the season ranked sixth in franchise history in career loose balls (895) • Tallied four points (2+2) and recovered a team-high eight loose balls at Philadelphia (12/15) • Collected six loose balls and caused a team-high three turnovers vs. Toronto (12/21) • Recovered 11 loose balls and caused a team-high three turnovers vs. Vancouver (12/28) • Notched three points (2+1) and forced a team-high three turnovers vs. Rochester (1/5) • Had two assists and picked up five loose balls vs. Philadelphia (1/19) • Scooped up six loose balls at Rochester (1/26) • Scored the game-winning goal and had an assist at New England (1/27) • Tallied two assists and recovered a team-high 10 loose balls vs. Colorado (2/2) • Scored two goals and added an assist at Georgia (2/9) • Set a new career high in goals (9) after scoring two goals vs. Calgary (2/16) • Picked up a career-high 15 loose balls at Rochester (2/22) • Had two assists and collected a team-high eight loose balls at Philadelphia (3/8) • Recovered nine loose balls vs. Georgia (3/9) • Scored a shorthanded goal and had a team-high nine loose balls at Saskatchewan (3/16) • Collected six loose balls vs. Toronto (3/23) • Scored a goal and had five loose balls at Toronto (4/5) • Tallied an assist and picked up five loose balls vs. New England (4/20) • Had two assists at San Diego (4/27)... **PLAYOFFS:** Played in all four playoff games, setting a new career high in goals (2), assists (8), points (10) and loose balls (37) • Led all NHL defensemen in playoff goals, assists, and points • Tied for ninth in the NHL in playoff scoring • Ranked second in the NHL and first on the Bandits in loose balls recovered (37) • Finished the postseason tied for sixth in franchise history in career playoff games played (15) and ranked sixth in loose balls (90) • Was one of only five players during the postseason to score a shorthanded goal • Scored the first playoff goal of his career with a shorthanded tally, added an empty-net goal and recovered a team-high 10 loose balls vs. New England (5/4) • Set a new playoff career high with four assists and tied for the team lead in loose balls recovered with nine vs. Toronto (5/11) • Had two assists to extend his scoring streak to a playoff career-high three games and set a new postseason career high in loose balls recovered (27) vs. Calgary (5/18) • Tallied two assists and tied his playoff career high with 10 loose balls recovered at Calgary (5/25).

### Career Highlights

**2017-18:** Played in all 18 regular-season games, recording 19 points (3+16) and collecting 138 loose balls • Led the league in assists by a defenseman • His 138 loose balls recovered were both a team high and a career high • Scooped up nine loose balls, caused three turnovers and added an assist vs. Toronto (12/8) • Scored his first goal of the season and had two assists at Rochester (12/23) • Had one assist and picked up six loose balls in Toronto (12/30) • Tallied three assists and picked up nine loose balls vs. Calgary (1/6) • Scooped up a team-high 13 loose balls at Rochester (2/3) • Pick up his 100th loose ball of the season and assisted on two goals at Georgia (3/18) • Had a goal and picked up two loose balls at New England (3/23) • Had two assists and picked up seven loose balls vs. New England (3/31) • Had an assist and picked up four loose balls at Calgary (4/14) • Had two assists and collected a team-high 13 loose balls vs. Rochester (4/28)... **2017:** Played in all 18 games of the regular season, scoring seven goals and collecting 15 assists and set a career high with 131 loose balls • Picked up his 500th-career loose ball vs. Georgia (1/14) • Scored his second-career hat trick and added three assists for a career-high six points vs. Vancouver (1/21) • Raked in 10 loose balls at Toronto (2/3) • Recorded his 100th-career point at New England (1/28) • Picked up 11 loose balls vs. Rochester (3/3) • Had a pair of assists vs. Saskatchewan (4/1) • Picked up his 600th-career loose ball at Toronto (4/14) • Scored a goal and collected 12 loose balls at Calgary (4/8)... **2016:** Appeared in all 18 regular-season games and finished the season with 19 points (7+12) • Had seven multi-point games • Recorded a season-high three points (1+2) at Vancouver (3/25) • Put together a four-game point streak (3/11 - 4/9)... **PLAYOFFS:** Played in all four postseason contests • Had one assist vs. New England (5/21)... **2015:** Was named 2015 All-Pro NHL Second Team • Appeared in all 18 games for Buffalo • Set a career high in loose balls with 104 recovered • Notched three points (2+1) vs. Minnesota (1/30) • Contributed three assists vs. Rochester (2/14) • Chipped in two assists at Rochester (2/21) • Logged two points (1+1) vs. Colorado (2/28) • Recorded four points (1+3) and collected 12 loose balls vs. Minnesota (3/21) • Tallied two points (1+1) at Minnesota (4/11)... **PLAYOFFS:** Collected four loose balls at Rochester (5/8)... **2014:** Established new career highs in goals (8), assists (18) and points (26) • Tallied four assists vs. Philadelphia (12/28) • Scored a pair of goals and recovered 10 loose balls vs. Toronto (1/10) • Recorded his first career hat trick at Colorado (1/18) • Contributed two assists vs. Philadelphia (2/15) • Registered four assists vs. Minnesota (3/8) • Tallied two points (1+1) at Edmonton (3/21) • Recorded four points (1+3) at Vancouver (3/29)... **PLAYOFFS:** Appeared in all four games, recording two assists... **2013:** Appeared in all 16 games for Buffalo, tallying seven points (2+5) • Finished second



# DEFENSE STEVE PRIOLO



**Born:** January 15, 1989, Roseneath, Ontario

**Ht:** 6 ft. 5 in.

**Wt:** 227 lbs.

**Shoots:** Right


#23

## Career Highlights

on the team with 76 loose ball recoveries • Tallied two points vs. Philadelphia (1/26) and vs. Rochester (4/20)... **2012:** Scored the Bandits' first goal of the season and his first-career goal in a two-point performance (1+1) vs. Toronto (1/14) • Scored his second-career goal at Toronto (3/16) • Recovered three loose balls at Calgary (3/24)... **PLAYOFFS:** Did not see game action... **2011:** Played in 14 games and recovered 38 loose balls • Recorded an assist and recovered five loose balls at Philadelphia (1/15) • Notched an assist and five loose balls vs. Toronto (1/22) • Picked up an assist and six loose balls at Philadelphia (2/12)... **PLAYOFFS:** Picked up two loose balls in his first-career playoff game vs. Boston (4/30)... **2010:** Appeared in nine games • Recorded his first professional point, an assist, in his NLL debut at Rochester (1/9) • Finished the season with seven points (0+7).

## Career Statistics

		Regular Season						Playoffs					
SEASON	TEAM	GP	G	A	TP	LB	PIM	GP	G	A	TP	LB	PIM
2010	Buffalo	9	0	7	7	22	22	0	0	0	0	0	0
2011	Buffalo	14	0	6	6	44	38	2	0	0	0	6	4
2012	Buffalo	12	2	3	5	34	35	0	0	0	0	0	0
2013	Buffalo	16	2	5	7	76	46	--	--	--	--	--	--
2014	Buffalo	18	8	18	26	99	65	4	0	2	2	24	4
2015	Buffalo	18	5	15	20	104	48	1	0	0	0	4	0
2016	Buffalo	18	7	12	19	112	61	4	0	1	1	19	2
2017	Buffalo	18	7	15	22	131	27	--	--	--	--	--	--
2017-18	Buffalo	18	3	16	19	138	45	--	--	--	--	--	--
2018-19	Buffalo	18	11	15	26	135	21	4	2	8	10	37	2
NLL Totals		159	45	112	157	895	408	15	2	11	13	90	12
Buffalo Totals		159	45	112	157	895	408	15	2	11	13	90	12



# GOALTENDER DEVLIN SHANAHAN



**Born:** February 10, 1999, Mimico, Ontario

**Ht:** 6 ft. 0 in.

**Wt:** 167 lbs.

**Shoots:** Left

#30

## Acquired

Drafted by Buffalo in the fourth round (43rd overall) of the 2018 NLL Entry Draft.

## 2018-19

Was a member of the Bandits practice squad for the entirety of the 2018-19 season, did not see game action.

## Career Highlights


**2017-18:** Set career highs in games played (10) and wins (6) with the Mimico Mountaineers • Posted a 6-2 record in 10 games played with a 7.36 goals-against average and .647 save percentage... **PLAYOFFS:** Did not see game action... **2017:** Had a 4-1 record in six games played with the Mountaineers • Recorded a career-best 6.50 goals-against average... **PLAYOFFS:** Played in two postseason games with a 7.32 goals-against average... **2016:** Had a 2-3 record in five games played • Posted a 8.90 goals-against average and .707 save percentage... **PLAYOFFS:** Had a 8.57 goals-against average in one postseason game... **2015:** Did not see game action.

## Career Statistics

### Regular Season

### Playoffs

SEASON	TEAM	GP	MIN	W-L	GA	GAA	GP	MIN	W-L	GA	GAA
2018-19	Buffalo	0	0:00	0-0	0	0.00	0	0:00	0-0	0	0.00
NLL Totals		0	0:00	0-0	0	0.00	0	0:00	0-0	0	0.00
Buffalo Totals		0	0:00	0-0	0	0.00	0	0:00	0-0	0	0.00



# FORWARD COREY SMALL



**Born:** March 23, 1987, St. Catharines, Ontario  
**Ht:** 5 ft. 10 in. **Wt:** 205 lbs. **Shoots:** Left

## Acquired

Acquired from Vancouver with a conditional second-round pick in the 2020 NLL Entry Draft and a conditional second-round pick in the 2022 NLL Entry Draft in exchange for Mitch Jones, a conditional second-round pick in the 2020 NLL Entry Draft and a conditional second-round pick in the 2022 NLL Entry Draft on Nov. 18, 2018.

## 2018-19

Recorded 74 points (36+38) in 17 regular-season games in his first season as a Bandit • Led the Bandits and ranked ninth in the NLL in goals with 36 • Scored a career-high 14 power-play goals, which led the NLL • Became the first Bandit since John Tavares in 2012 to lead the league in power-play goals • Scored five hat tricks, tied for the second most in his career • Scored a team-high five goals and added an assist in his Bandits debut at Philadelphia (12/15) • Scored a goal and added two assists vs. Toronto (12/21) • Scored two goals on a team-high 12 shots, added two assists and recovered a team-high nine loose balls vs. Rochester (1/5) • Scored a first-half hat trick and added three assists vs. Philadelphia (1/19) • Scored two goals and added three assists to tie for the team lead in points at Rochester (1/26) • Scored a team-high four goals, had three assists and recovered a team-high 10 loose balls at New England (1/27) • Tallied four assists vs. Colorado (2/2) • Notched his second five-goal game of the season, including recording the 600th point of his career, at Georgia (2/9) • Tallied four points (1+3) vs. Calgary (2/16) • Scored two goals and had seven assists at Rochester (2/22) • Scored two goals, including the game-tying goal to send the game to overtime, at Philadelphia (3/8) • Had an assist vs. Georgia (3/9) • Scored two goals and added an assist at Saskatchewan (3/16) • Tallied two assists and recovered eight loose balls vs. Toronto (3/23) • Had a four-point night (2+2) at Toronto (4/5) • Scored a hat trick and added an assist vs. New England (4/20) • Had a four-point night (2+2) in the regular-season finale at San Diego (4/27)... **PLAYOFFS:** Played in all four playoff games, setting a new career high in playoff goals (9) and tying his career high in playoff points (14) • Ranked first on the Bandits and third in the NLL in playoff goals • Set a new franchise record and tied for the league lead in playoff power-play goals with five • Became the first player since the league started tracking the stat in 2005 to lead or tie for the league lead in power-play goals in both the regular season and the postseason • Had a four-point night (2+2) vs. New England (5/4) • Scored a hat trick vs. Toronto (5/11) • Scored two goals and added an assist vs. Calgary (5/18) • Recorded four points (2+2) and set a new franchise record with his fifth power-play goal of the postseason at Calgary (5/25).

## Career Highlights

**2017-18:** Played in all 18 regular-season games, recording 77 points (28+49), the second-highest point total of his career • Led the Stealth in goals, assists and points • Tied for the team lead in power-play goals with six... **2017:** Played in 18 games, recording 111 points (46+65) • Earned All-Pro First Team honors • Was a finalist for the Most Valuable Player Award • Set career highs in goals (46), assists (65) and points (111) • Led the Stealth in goals, assists and points... **PLAYOFFS:** Scored a team-leading six goals in the Stealth's lone playoff game vs. Colorado (5/6)... **2016:** Recorded 84 points (37+47) in 18 regular-season games with the Stealth • Recovered a career-high 63 loose balls • Ranked second on the team in goals (37), third in points (84) and tied for third in assists (47)... **2015:** Played in 15 regular-season games with Vancouver after being acquired by the Stealth mid-season via trade • Scored 71 points (31+40) in 15 games with the Stealth • Ranked second on the team in points • Recorded four points (1+3) in two games with Edmonton prior to being traded to Vancouver... **2013:** Played in all 16 regular-season games, posting 64 points (28+36) and recovering 55 loose balls • Ranked third on the team in points • Named the NLL Offensive Player of the Week for Week 12... **PLAYOFFS:** Scored a team-high six points (3+3) in the Rush's only playoff game vs. Washington (4/27)... **2012:** Scored 47 points (19+38) and collected 37 loose balls in 16 regular-season games • Tied for third on the team in points and second in goals... **PLAYOFFS:** Ranked second on the team in points, scoring 14 points (8+6) in three postseason games... **2011:** Recorded a team-high 63 points (23+40) in 16 regular-season games in his second NLL season... **2010:** Notched 39 points (17+22) in his rookie campaign... **PLAYOFFS:** Scored four points (3+1) in two postseason games.

## Career Statistics

SEASON	TEAM	Regular Season						Playoffs					
		GP	G	A	TP	LB	PIM	GP	G	A	TP	LB	PIM
2010	Edmonton	14	17	22	39	44	0	2	3	1	4	7	0
2011	Edmonton	16	23	40	63	58	4	-	-	-	-	-	-
2012	Edmonton	16	19	28	47	37	0	3	8	6	14	9	0
2013	Edmonton	16	28	36	64	55	0	1	3	3	6	2	0
2015	Edmonton	2	1	3	4	6	0	-	-	-	-	-	-
	Vancouver	15	31	40	71	40	7	-	-	-	-	-	-
2016	Vancouver	18	37	47	84	63	0	-	-	-	-	-	-
2017	Vancouver	18	46	65	111	34	2	1	6	0	6	0	0
2017-18	Vancouver	18	28	49	77	37	0	-	-	-	-	-	-
2018-19	Buffalo	17	36	38	74	75	2	4	9	5	14	12	0
NLL Totals		150	266	368	634	449	15	11	29	15	44	30	0
Buffalo Totals		17	36	38	74	75	2	4	9	5	14	12	0



## FORWARD DHANE SMITH



**Born:** September 23, 1992, Kitchener, Ontario  
**Ht:** 6 ft. 2 in. **Wt:** 207 lbs. **Shoots:** Right

#92

### Acquired

Buffalo's first-round selection (fifth overall) in the 2012 NLL Entry Draft.

### 2018-19

Recorded 102 points (32+70) in 16 regular-season games, tying John Tavares for the eighth-most points in a single season in franchise history • Ranked first in the NLL in assists (70) and fifth in points (102) • Finished the season ranked sixth in franchise history in career games played (117) and third in goals (254), assists (381) and points (635) • Scored at least 100 points in a season for the fourth time in his career, joining John Tavares as only the second player in franchise history with four 100-point seasons with the Bandits • Became the sixth player in NLL history with at least four 100-point seasons • Scored 30 goals for the fifth consecutive season, which ranks second in franchise history to only John Tavares who had 12 consecutive 30-goal seasons • Finished the season with a career-high 70 assists, which set a new franchise single-season record • Averaged 6.38 points per game, the second-highest points-per-game average of his career • Tallied eight points (2+6) in the season opener at Philadelphia (12/15) • Put up four points (2+2) in his return to the lineup from injury vs. Rochester (1/5) • Had a team-high eight points (2+6) vs. Philadelphia (1/19) • Scored a goal and added two assists at Rochester (1/26) • Had a team-high 11 points (2+9) at New England (1/27) • Recorded a hat trick and added five assists for a team-high eight points vs. Colorado (2/2) • Notched a single-game career high 11 assists at Georgia (2/9) • His 11 assists at Georgia (2/9) were the most by any player in a single game during the 2018-19 season • Scored two goals and added two assists vs. Calgary (2/16) • Was named the NLL's Player of the Week after he scored two goals and had a team-high seven assists at Rochester (2/22) • Tied for the team high with five points (1+4) and picked up seven loose balls at Philadelphia (3/8) • Had a team-high five points (3+2) vs. Georgia (3/9) • Scored two goals and had three assists at Saskatchewan (3/16) • Tied for the team lead in points with a hat trick vs. Toronto (3/23) • Scored a team-high five goals and had two assists at Toronto (4/5) • Had a team-high five points (1+4) and a season-high eight loose balls vs. New England (4/20) • Tallied six points (1+5) in the team's final game of the regular season at San Diego (4/27)... **PLAYOFFS:** Recorded 21 points (5+16) in four playoff games • Set a new career high in postseason assists (16) • Lead the NLL in assists (16) during the playoffs • Ranked second in the NLL playoff points (21) and tied for eighth in goals (5) • Led the Bandits in both assists and points and ranked fourth in goals • Finished the postseason tied for eighth in franchise history in postseason games played (13) • Took sole possession of fourth in franchise history in career playoff goals (28) • Ranked third in Bandits history in both career playoff assists (42) and points (70) • Had a team-high seven points (2+3) vs. New England (5/4) and lead the league through Round 1 in assists (5) • Recorded a team-high five points (1+4) vs. Toronto (5/11) • Scored a goal and added an assist vs. Calgary (5/18) • Tied for the team high with seven points (1+6) at Calgary (5/25).

### Career Highlights

**2017-18:** Played in all 18 regular-season games during the 2017-18 season • Had a team-leading 105 points (37+68) and ranked third in the league in scoring • His 68 assists ranked second in the league and tied both his career high and a franchise record that he previously set in 2015 • Tallied a team-high seven points (1+6) vs. Toronto (12/8) • Had a team-high three assists and scored one goal at Rochester (12/23) • Picked up 13 loose balls at Rochester (12/23) • Had his second seven-point night of the season (2+5) at Toronto (12/30) • Tallied two goals and three assists vs. Calgary (1/6) • Had a team-high four points (2+2) vs. Vancouver (1/13) • Had a nine-point (4+5) night as he helped ignite a Bandits seven goal comeback at Saskatchewan (1/19) • Had a season-high, 11-point (3+8) night at Rochester (2/3) • Had a nine-point (6+3) weekend at New England (2/9) and vs. Georgia (2/10) • Led the team offensively with six points (3+3) vs. Saskatchewan (3/16) • Had seven points (2+5) at Georgia to give him his 500th career point • Had eight points (2+6) and 11 shots at New England (3/23) • Had six points (1+5) and recorded his 300th career assist vs. New England (3/31) • Had a four-point night (1+3) at Calgary (4/14) and picked up three loose balls • Played in his 100th-career game and recorded a team-high five points (1+5), including his 100th point of the season, vs. Toronto (4/21)... **2017:** Played in 14 games and lead the Bandits with 81 points (30+51) • Scored a goal and added three assists vs. Colorado (12/30) • Scored two goals in his return from injury at Toronto (2/3) • Had a seven-point (3+4) outing vs. New England (2/17) • Put up five points (4+1) and tallied the 200th assist of his career at New England (2/19) • Had a career-best nine assists and added a goal to post his fifth-ever 10-point game vs. Toronto (2/25) • Had back-to-back seven-point outings (2+5) vs. Rochester (3/3) and (3+4) at Rochester (3/4) • Notched seven points (2+5) at Vancouver (3/17) • Put up six points (2+4) to pass the 400-point mark for his career at Rochester (3/25) • Finished with seven points (3+4) vs. Saskatchewan (4/1), giving him six straight games with at least six points points • Had a hand in six (1+5) of Buffalo's eight goals at Calgary (4/8) • Had a 13-point weekend (6+7) at Toronto (4/14) and Georgia (4/15)... **2016:** Finished the 2016 NLL regular season with a league-leading 137 points, breaking the single-season record which was previously held by Shawn Evans (130 in 2015) • Led the league in goals (72) and was fifth in assists (65) • Named 2016 NLL MVP, the third Bandit to do so, following John Tavares (1994, 2000 and 2001) and Steve Dietrich (2006) • His 72 goals broke the franchise's single-season record, previously held by Ryan



# FORWARD DHANE SMITH




**Born:** September 23, 1992, Kitchener, Ontario  
**Ht:** 6 ft. 2 in. **Wt:** 207 lbs. **Shoots:** Right

## Career Highlights

Benesch (55 in 2015) • Reached double-digit point totals three times during the 2016 campaign; at Georgia (2/14), vs. Georgia (2/20) and vs. Vancouver (3/25) • Netted a season-high six goals against Vancouver (3/25)... **PLAYOFFS:** Led the NLL in playoff points with 27 (13+14) • Racked up six points (3+3) in Game 1 of the Champions Cup Final vs. Saskatchewan (5/28) • Tallied six points (2+4) in Game 2 of the Champions Cup Final at Saskatchewan (6/4)... **2015:** Established career-high marks in points (107), goals (39) and assists (68) in 18 regular-season games • His 68 assists ranked third in the NLL and broke the single-season franchise record • His 107 points ranked fourth in the league and tied him for the third-best output in franchise history • Notched eight points (5+3) and 15 shots at Vancouver (1/17) • Registered a career-high 10 points (5+5) and tallied 15 shots at Calgary (2/7) • Chipped in five assists and a goal vs. Colorado (2/28) • Finished with five assists vs. Minnesota (3/21) • Contributed seven points (2+5) at Minnesota (4/11) • Logged nine points (1+8) vs. Vancouver (4/25) • Recorded seven points (2+5) at New England (4/26/15) • Tallied nine points (2+7) and 10 shots on goal vs. New England (5/2/15)... **PLAYOFFS:** Tallied eight points (5+3) in one playoff game at Rochester (5/8)... **2014:** Finished his sophomore season with 59 points (20+39) in 18 regular-season games • Registered four points (3+1) and 13 shots on goal vs. Philadelphia (12/28) • Tallied four assists vs. Toronto (1/10) • Contributed nine points (3+6) at Philadelphia (1/12) • Recorded six points (3+3) at Colorado (1/18) • Chipped in five assists vs. Toronto (2/1) • Tallied five points (3+2) vs. Minnesota (3/8) • Contributed two points (1+1) and nine shots on goal at Vancouver (3/29) • Registered three points (2+1) at Minnesota (4/12) • Recorded his 100th-career point at Toronto (4/18)... **PLAYOFFS:** Appeared in all four games, tallying 14 points (7+7)... **2013:** Recorded 44 points (24+20) in 15 games in his first NLL season • Finished first among Bandits players with 24 goals and 113 shots on goal as well as third with 44 points (24+20) • His rookie season goal (24), assist (20) and point (44) totals place him second, fifth and tied for second (with Delby Powless), respectively, among all-time Bandits rookies in a single-season • Named to NLL All-Rookie Team • Named NLL Rookie of the Week for Week 16, in which he tallied three goals and four points (3+1) vs. Rochester (4/20).

Career Statistics		Regular Season						Playoffs					
SEASON	TEAM	GP	G	A	TP	LB	PIM	GP	G	A	TP	LB	PIM
2013	Buffalo	15	24	20	44	42	4	--	--	--	--	--	--
2014	Buffalo	18	20	39	59	79	9	4	7	7	14	12	0
2015	Buffalo	18	39	68	107	75	11	1	3	5	8	6	0
2016	Buffalo	18	72	65	137	111	9	4	13	14	27	14	2
2017	Buffalo	14	30	51	81	63	8	--	--	--	--	--	--
2017-18	Buffalo	18	37	68	105	95	0	--	--	--	--	--	--
2018-19	Buffalo	16	32	70	102	72	8	4	5	16	21	14	0
NLL Totals		117	254	381	635	537	49	13	28	42	70	46	2
Buffalo Totals		117	254	381	635	537	49	13	28	42	70	46	2



# DEFENSE MATT SPANGER



**Born:** November 27, 1992, Toronto, Ontario  
**Ht:** 6 ft. 4 in. **Wt:** 207 lbs. **Shoots:** Right

## Acquired

Acquired from New England in exchange for Ryan Fournier on Sept. 28, 2018.


## 2018-19

Recorded five points (1+4) in 12 regular-season games in his first season as a Bandit • Tied his career high in goals (1), assists (4) and point (5) and set new career highs in games played (12) and loose balls (41) • Had one assist and recovered three loose balls in his Bandits debut at Philadelphia (12/15) • Collected three loose balls vs. Toronto (12/21) • Recovered one loose ball and caused a turnover vs. Vancouver (12/28) • Picked up three loose balls and caused two turnovers at Rochester (1/26) • Recorded the first three-point game (1+2) of his career and collected a team-high eight loose balls at Georgia (2/9) • Picked up three loose balls vs. Calgary (2/16) • Recovered three loose balls at Rochester (2/22) • Tied his career high with his fifth point of the season, an assist, vs. Toronto (3/23) • Set a new career high in games played (10) and collected three loose balls at Toronto (4/5) • Picked up a career-high nine loose balls vs. New England (4/20) • Recovered two loose balls at San Diego (4/27)... **PLAYOFFS:** Finished the postseason playing in all four games and setting new playoff career highs in goals (2), assists (1), points (3) and loose balls (12) • Ranked second among Bandits defensemen in points with three (2+1) • Tied for third among NLL defensemen in both goals (2) and points (3) • Recorded the first playoff point of his career with an assist and collected six loose balls vs. New England (5/4) • Scored the first goal of his playoff career vs. Toronto (5/11) • Picked up two loose balls and caused a turnover vs. Calgary (5/18) • Scored a goal and collected four loose balls at Calgary (5/25).

## Career Highlights

**2017-18:** Recorded five points (1+4) in nine games with the New England Black Wolves • Set career highs in assists (4), points (5) and loose balls (30) • Notched an assist and collected a season-high seven loose balls vs. Georgia (12/8) • Scored his first goal of the season at Saskatchewan (12/23) • Caused three turnovers at Rochester (1/13) • Tallied an assist in consecutive games; vs. Rochester (1/21) and at Toronto (1/27) • Recovered six loose balls at Toronto (1/27) • Had an assist at Georgia (3/24)... **2017:** Totaled three points (1+2) and collected 24 loose balls in nine games played during his rookie campaign • Recorded his first-career NLL point, an assist, vs. Georgia (3/12) • Recovered a season-high six loose balls at Saskatchewan (4/15) • Had the first multi-point (1+1) game of his career at Rochester (4/22)... **PLAYOFFS:** Collected two loose balls in one postseason game at Toronto (5/6).

Career Statistics		Regular Season						Playoffs					
SEASON	TEAM	GP	G	A	TP	LB	PIM	GP	G	A	TP	LB	PIM
2017	New England	9	1	2	3	24	2	1	0	0	0	3	0
2017-18	New England	9	1	4	5	30	6	-	-	-	-	-	-
2018-19	Buffalo	12	1	4	5	41	4	4	2	1	3	12	2
NLL Totals		30	3	10	13	95	12	5	2	1	3	15	2
Buffalo Totals		12	1	4	5	41	4	4	2	1	3	12	2



# DEFENSE BRYCE SWEETING



**Born:** July 7, 1994, Peterborough, Ontario

**Ht:** 6 ft. 2 in.

**Wt:** 204 lbs.

**Shoots:** Left

#94

## Acquired

Acquired from San Diego in exchange for Ethan Scott and a second-round pick in the 2018 NLL Entry Draft on July 16, 2018.

## 2018-19

Played in 15 regular-season games, scoring one goal and adding three assists • Tied his career high in assists with three • Set a new career high in loose balls with 49 • Scored a goal and added an assist for his first multi-point game of the season in his Bandits debut at Philadelphia (12/15) • Recovered three loose balls vs. Toronto (12/21) • Collected three loose balls vs. Vancouver (12/28) • Picked up two loose balls vs. Rochester (1/5) • Scooped up two loose balls vs. Philadelphia (1/19) • Notched an assist at Rochester (1/26) • Recovered two loose balls at New England (1/27) • Collected three loose balls vs. Colorado (2/2) • Picked up one loose ball at Georgia (2/9) • Collected five loose balls and caused a turnover vs. Calgary (2/16) • Had five loose balls and caused one turnover at Philadelphia (3/8) • Tallied an assist and picked up four loose balls vs. Georgia (3/9) • Had five loose balls and caused a turnover at Saskatchewan (3/16) • Recovered four loose balls and caused a turnover vs. Toronto (3/23) • Collected two loose balls at Toronto (4/5)... **PLAYOFFS:** Set new postseason career highs in games played (4), goals (1), assists (1), points (2) and loose balls (11) • Tied for eighth in postseason scoring by a defenseman with two points (1+1) • Tied for first on the Bandits and fourth in the NLL in caused turnovers with five • Picked up two loose balls and caused one turnover vs. New England (5/4) • Scored the first goal of his playoff career and added an assist vs. Toronto (5/11) • Set new career playoff highs in loose balls (9) and caused turnovers (5) with three of each vs. Calgary (5/18) • Collected two loose balls at Calgary (5/25).

## Career Highlights

**2017-18:** Set career highs in games played (17), goals (2), assists (3) points (5) and loose ball recoveries (39) • Scored a goal in the first game of the season at Vancouver (12/17) • Recovered a season-high six loose balls vs. Saskatchewan (2/2) • Notched an assist at Calgary (2/10) • Tallied an assist for the second consecutive game at New England (2/18) • Recorded his first multi-point game (1+1) of the season at Saskatchewan (4/7)... **PLAYOFFS:** Collected one loose ball in the Mammoths' lone playoff game vs. Calgary (5/5)... **2017:** Played in 18 games, notching one assist and recovering 24 loose balls • Tied his career high with eight caused turnovers • Collected a season-high four loose balls at New England (2/26) • Recorded one assist at Toronto (3/17)... **PLAYOFFS:** Collected six loose balls in three postseason contests... **2016:** Recorded two points (1+1) in five games played in his rookie campaign • Caused at least one turnover in each of the five games he played • Scored the first goal of his NLL career vs. Buffalo (1/16) • Notched an assist vs. Toronto (4/23).

## Career Statistics

### Regular Season

### Playoffs

SEASON	TEAM	GP	G	A	TP	LB	PIM	GP	G	A	TP	LB	PIM
2016	Colorado	5	1	1	2	17	4	-	-	-	-	-	-
2017	Colorado	15	0	1	1	24	33	3	0	0	0	6	13
2017-18	Colorado	17	2	3	5	39	14	1	0	0	0	1	2
2018-19	Buffalo	15	1	3	4	49	27	4	1	1	2	11	2
NLL Totals		52	4	8	12	129	78	8	1	1	2	18	17
Buffalo		15	1	3	4	49	27	4	1	1	2	11	2



## GOALTENDER MATT VINC

**Born:** June 9, 1982, St. Catharines, Ontario

**Ht:** 6 ft. 1 in.

**Wt:** 212 lbs.

**Shoots:** Right

#48

### Acquired

Signed with the Bandits as a free agent on Nov. 27, 2018.

### 2018-19


Named the NLL Goaltender of the Year for the seventh time in his career and was a finalist for the Most Valuable Player award

- Earned All-NLL First-Team honors for the eighth time and seventh on the First Team
- Finished his first season as a Bandit with a career-high 14 wins
- Set new all-time league records for career wins (112), saves (7,823) and minutes (11,996)
- Finished the season with 705 saves, which set a new career high and ranked fifth in single-season league history
- His 702 saves ranked second in single-season franchise history
- Set a new franchise record for wins in a season (14)
- Finished the season ranked first in the NLL in wins (14) and goals-against average (10.02) and ranked second in save percentage (.803)
- Set a new career high in minutes played with 1,036
- Earned his first win as a Bandit in a 36-save performance at Philadelphia (12/15)
- Earned his 100th career win with a 37-save victory vs. Vancouver (12/28)
- Set a new league record for career saves (7,273) with his fifth save of the day vs. Rochester (1/5)
- Tied his career high with 55 saves vs. Rochester (1/5) and tied a franchise record for fewest goals allowed in a game (4)
- Set a new league record for minutes played by a goalie (11,243) and made 49 saves in a 14-10 victory vs. Philadelphia (1/19)
- Made 39 saves, including holding the Black Wolves to a scoreless third quarter, in the Bandits 15-5 victory at New England (1/27)
- Stopped 45 of 57 shots, including a perfect first quarter, in a 15-12 win vs. Colorado (2/2)
- Backstopped the Bandits to a 19-9 victory, including keeping the Swarm scoreless in the first quarter, at Georgia (2/9)
- Made 40 saves and tallied his first assist as a Bandit vs. Calgary (2/16)
- Matched his win total from the previous season with his ninth victory in a 45-save effort at Rochester (2/22)
- Set a new NLL record for career wins (108) with 47 saves in the Bandits' 12-11 OT victory at Philadelphia (3/8)
- Tied the franchise record for most wins in a season with his 11th victory of the year in an 48-save effort at Saskatchewan (3/16)
- Tied his career high and set a new franchise single-season record with his 12th win of the season vs. Toronto (3/23)
- Set a new career high with his 13th win of the season with 39 saves vs. New England (4/20)
- Made 29 saves in the Bandits' regular-season finale at San Diego (4/27)... **PLAYOFFS:** Started all four playoff games, playing a total of 238 minutes with a 0.812 save percentage and a 9.29 goals-against average
- Finished the playoffs ranked sixth in franchise postseason history in saves (160) and third in wins (2)
- Ranked second in the NLL goals-against average (9.29) and third in save percentage (0.812)
- Made 160 saves during the postseason, which ranked second in the NLL and was the second-most of his career
- Became the first goaltender in NLL history to have 1,000 career playoff saves with a 46-save effort vs. New England (5/4)
- Allowed fewer than 10 goals in back-to-back games for the first time in his playoff career in a 43-save victory vs. Toronto (5/11)
- Moved into seventh all-time in franchise history in playoff saves (123) with 34 saves vs. Calgary (5/18)
- Made 37 saves in the Bandits' final game of the season at Calgary (5/25).

### Career Highlights

**2017-18:** Named the NLL Goaltender of the Year for a league-record sixth time

- Earned All-Pro honors for the seventh time in his career, sixth as a First Team selection
- Finished his 13th NLL season with a 9-6 record, 11.38 goals-against average and .782 save percentage
- Ranked second in NLL history in saves (7,118) and minutes played (10,960) and first in postseason saves (979) and minutes played (1,563)
- Ranked fourth in the league in goals-against average and second in save percentage
- Had a career-high nine assists
- Passed Bob Watson for second all-time in NLL history in saves vs. Calgary (12/9)
- Made a career-high 55 saves vs. Buffalo (12/23)
- Passed Bob Watson for second on the NLL's all-time minutes played list at Georgia (2/11)
- Played in his 200th-career game vs. Saskatchewan (3/24)
- Became the second goalie in NLL history to record 7,000 career saves at Toronto (4/13)... **PLAYOFFS:** Backstopped the Knighthawks to a Champion's Cup Finals berth
- Played in five postseason games, posting a 3-2 record, 11.41 goals-against average and .799 save percentage...
- 2017:** Finished the season with a 6-9 record, 11.37 goals-against average and .776 save percentage
- Became the fifth goalie in NLL history to reach 6,000-save plateau at Toronto (1/28)
- Tied his career high with 53 saves at New England (3/17)...
- 2016:** Held a 5-9 record with a 11.60 goals-against average and .775 save percentage
- Made a career-high 53 saves in an 11-4 win at Georgia (3/18)...
- 2015:** Named the NLL Goaltender of the Year for the third consecutive season
- Earned All-Pro honors for the sixth time in his career, fifth as a First-Team selection
- Tied for the league lead with a .803 save percentage
- Ranked second in the league in saves (655) and goals-against average (9.64)
- Became the sixth player in league history to reach 5,000 saves at Calgary (3/14)
- Held the Swarm to a league regular-season record low two goals in a 10-2 victory vs. Minnesota (4/4)...
- PLAYOFFS:** Posted a 2-2 record with a 11.73 goals-against average and .757 save percentage...
- 2014:** Named the NLL Goaltender of the Year and was a finalist for the Most Valuable Player Award
- Earned All-Pro First-Team honors
- Finished the season with a career-best 12-3 record
- Had a 9.56 goals-against average and .798 save percentage in 18 games played
- His 9.56 goals-against average was the second-best of his career
- His 12-3 record tied for second-best in the NLL
- Led the NLL in save percentage (.798) and ranked



# GOALTENDER MATT VINC



**Born:** June 9, 1982, St. Catharines, Ontario

**Ht:** 6 ft. 1 in.

**Wt:** 212 lbs.

**Shoots:** Right

#48

## Career Highlights

third in goals-against average (9.56) and saves (595)... **PLAYOFFS:** Won his third-straight Champion's Cup • Posted a 4-2 record in the playoffs with a 9.85 goals-against average and .764 save percentage • Finished the postseason ranked fifth in NLL history in playoff saves (640)... **2013:** Named the NLL Goaltender of the Year for the third time in his career • Earned First-Team All-Pro honors • Led the NLL in saves (662), goals-against average (10.17) and save percentage (.803) • Was named the NLL Defensive Player of the Week for Week 1, 5 and 13 • Won his 50th-career game at Philadelphia (2/8) • Made his 4,000th-career save at Edmonton (4/14)... **PLAYOFFS:** Won his second-straight Champion's Cup with the Knighthawks • Posted a 3-0 record with a 9.33 goals-against average and a .769 save percentage... **2012:** Finished the season with a 7-9 record with a 12.21 goals-against average and a .753 save percentage • Ranked second in the NLL in saves (583), fifth in goals-against average (12.21) and tied for third in wins (7) • Made his 3,000th-career save vs. Washington (2/18) • Named the NLL Player of the Week for Week 17... **PLAYOFFS:** Won his first Champion's Cup • Made 51 saves in the East Division Finals at Toronto (5/12) • Limited the Rush to a record-tying low six goals vs. Edmonton (5/19)... **2011:** Named the NLL Goaltender of the Year for the second time in his career and first with Rochester • Earned All-Pro First-Team honors • Finished the season with a 10-6 record • Had a 9.77 goals-against average and a league-leading .794 save percentage... **PLAYOFFS:** Appeared in one postseason game, allowing 10 goals and finishing with a .815 save percentage... **2010:** Won the NLL Goaltender of the Year Award in his only season with the Orlando Solar Bears • Earned All-Pro First-Team honors • Named the NLL Defensive Player of the Week a league-high four times; Week 5, Week 8, Week 10 and Week 15 • Was named the NLL Player of the Month for the month of February • Finished the season with a 10-5 record and a 9.51 goals-against average and league-leading .810 save percentage • Became the first goaltender in league history to make more than 600 saves in back-to-back seasons after totaling 608 stops on the season... **PLAYOFFS:** Had a 1-1 record in two postseason games • Recorded a 12.77 goals-against average and a .739 save percentage... **2009:** Posted a 9-6 record for the New York Titans with a 11.33 goals-against average and a .779 save percentage • Named the NLL Defensive Player of the Week for Week 12... **PLAYOFFS:** Led the Titans to a Champion's Cup Finals berth • Finished the postseason with a 2-1 record, 8.23 goals-against average and a .815 save percentage... **2008:** Earned All-Pro Second-Team honors • Had a 9-5 record on the season • Finished the season with 11.35 goals-against average and a .770 save percentage • Named the NLL Defensive Player of the Week twice; for Week 12 and Week 17... **PLAYOFFS:** Had a 1-1 record in his first-career postseason appearance... **2007:** Had a 3-9 record in his first full season in the NLL... **2006:** Made five saves in his first NLL game vs. in a relief appearance • Selected by San Jose in the first round (6th overall) in the 2005 NLL Entry Draft.

## Career Statistics

### Regular Season

### Playoffs

SEASON	TEAM	GP	MIN	W-L	GA	GAA	GP	MIN	W-L	GA	GAA
2006	San Jose	4	14:14	0-0	4	16.86	-	-	-	-	-
2007	New York	14	712:15	3-9	157	13.23	-	-	-	-	-
2008	New York	16	888:06	9-5	168	11.35	2	105:51	1-1	23	13.04
2009	New York	16	916:11	9-6	173	11.33	3	182:16	2-1	25	8.23
2010	Orlando	16	902:04	10-5	143	9.51	2	112:44	1-1	24	12.77
2011	Rochester	16	933:16	10-6	152	9.77	1	60:00	0-1	10	10.00
2012	Rochester	16	938:30	7-9	191	12.21	3	180:00	3-0	32	10.67
2013	Rochester	16	955:29	8-8	162	10.17	3	180:00	3-0	28	9.33
2014	Rochester	18	947:45	12-3	151	9.56	6	261:56	4-2	43	9.85
2015	Rochester	18	1003:58	10-6	161	9.62	4	184:13	2-2	36	11.73
2016	Rochester	18	890:00	5-9	172	11.60	-	-	-	-	-
2017	Rochester	18	902:06	6-9	171	11.37	-	-	-	-	-
2017-18	Rochester	18	960:12	9-6	182	11.37	5	299:45	3-2	57	11.41
2018-19	Buffalo	18	1036:24	14-2	173	10.02	4	238:57	2-2	37	9.29
NLL Totals		222	11996	112-83	2160	10.79	33	1801	21-12	315	10.46
Buffalo Totals		18	1036:24	14-2	173	10.02	4	238:57	2-2	37	9.29



# TRANSITION NICK WEISS



**Born:** August 16, 1992, Port Hope, Ontario  
**Ht:** 6 ft. 2 in. **Wt:** 212 lbs. **Shoots:** Right

## Acquired

Acquired from Vancouver with a 2014 first-round pick, a 2015 second-round pick and a 2018 first-round pick in exchange for Rory Smith, Eric Penney and a 2014 second-round pick on Sept. 22, 2014.

## 2018-19

Recorded 14 points (5+9) in 18 regular-season games • Ranked third on the Bandits in loose balls (107) and caused turnovers (16) • Recorded his second-straight 100-loose ball season • Won a career-high 62 faceoffs • Caused a team-high four turnovers at Philadelphia (12/15) • Recorded an assist and tied for the team lead in loose balls recovered with seven vs. Toronto (12/21) • Notched an assist and recovered a team-high 12 loose balls vs. Vancouver (12/28) • Picked up five loose balls vs. Rochester (1/5) • Notched two assists and scooped up three loose balls vs. Philadelphia (1/19) • Scored his first goal of the season and won six of nine faceoffs at Rochester (1/26) • Recovered six loose balls at New England (1/27) • Scored a goal vs. Colorado (2/2) • Picked up one loose ball and caused a turnover at Georgia (2/9) • Scored a goal and added an assist vs. Calgary (2/16) • Recovered seven loose balls at Rochester (2/22) • Picked up six loose balls and caused two turnovers at Philadelphia (3/8) • Picked up his 400th loose ball as a Bandit vs. Georgia (3/9) • Collected eight loose balls and caused a team-high three turnovers at Saskatchewan (3/16) • Won six of seven faceoffs and recovered the 500th loose ball of his career vs. Toronto (3/23) • Had an assist and a team-high nine loose balls at Toronto (4/5) • Scored the first power-play goal of his career and had an assist vs. New England (4/20) • Had a season-high three points (1+2) at San Diego (4/27)... **PLAYOFFS:** Played in all four postseason games, setting a new playoff career high in faceoffs won (22)... Ranked fifth on the Bandits in loose balls (16)... Had a two-point night (1+1) vs. New England (5/4) • Collected four loose balls and won eight of 16 faceoffs vs. Toronto (5/11) • Picked up three loose balls and won six faceoffs vs. Calgary (5/18) • Had six loose balls and won four faceoffs at Calgary (5/25).

## Career Highlights

**2017-18:** Played in all 18 regular-season games and set a new career high in goals (9), assists (13), points (22) and loose balls (114) • Ranked in the top ten on the team in goals (8th), assists (9th), points (8th) and loose balls (4th) • Tallied two goals, including a shorthanded game-winning goal, vs. Toronto (12/8) • Scored a goal and picked up six loose balls at Toronto (12/30) • Scored twice in a 16-15 overtime win at Saskatchewan (1/19) • Scored a goal and added two assists vs. Georgia (2/10) • Had two assists at New England (3/23) • Picked up eight loose balls vs. New England (3/31) • Picked up five loose balls at Calgary for the 400th loose ball of his career and 300th with the Bandits • Had one goal and three loose balls vs. Rochester (4/28)... **2017:** Posted nine points (3+6) in nine regular-season games • Scored two goals, including a shorthanded tally, vs. Saskatchewan (4/1) • Scored a goal vs. Colorado (12/30) • Had a career-high four assists and tied a career-high with four points at Georgia (4/15)... **2016:** Played in 10 games for the Bandits • Ended the season with 10 points (6+4) • Finished with a .353 shooting percentage, the fourth-highest on the team • Tallied two points (1+1) in the season opener vs. Calgary (1/9) • Had a four-point (2+2) outing vs. Toronto (4/16)... **PLAYOFFS:** Recorded six points (1+5) in four postseason games • Had two assists in both playoff games vs. New England • Scored a goal in Game 2 of the Champions Cup Final vs. Saskatchewan (6/4)... **2015:** Appeared in 17 games for Buffalo, tallying 12 points (7+5) and recovering a career-best 92 loose balls • Scored a goal at Rochester (2/21) • Tallied two assists vs. Toronto (3/13) • Scored a goal at Toronto (3/14) • Tallied a goal vs. Vancouver (4/25) • Scored two goals and collected 11 loose ball at New England (4/26) • Netted a goal vs. New England (5/2)... **PLAYOFFS:** Scored a goal and scooped up four loose balls at Rochester... **2014:** Netted his first-career NLL goal at Calgary (1/18) • Had a two points in three of his first five games • Scored a goal and collected a season-high 10 loose balls at Edmonton (3/8) • Recorded a season-high, three-game goal streak (Feb. 14 at Colorado to March 8 at Edmonton).

## Career Statistics


SEASON	TEAM	Regular Season						Playoffs					
		GP	G	A	TP	LB	PIM	GP	G	A	TP	LB	PIM
2014	Vancouver	15	7	6	13	86	18	-	-	-	-	-	-
2015	Buffalo	17	7	5	12	92	33	1	1	0	1	4	2
2016	Buffalo	10	6	4	10	78	17	4	1	5	6	22	4
2017	Buffalo	9	3	6	9	41	21	--	--	--	--	--	--
2017-18	Buffalo	18	9	13	22	114	23	--	--	--	--	--	--
2018-19	Buffalo	18	5	9	14	107	41	4	1	1	2	16	4
NLL Totals		87	37	43	80	518	153	9	3	6	9	42	10
Buffalo Totals		72	30	37	67	432	135	9	3	6	9	42	10



18-19

# SEASON IN REVIEW

---



## 2018-19 FINAL STANDINGS

## East Division

TEAM	W	L	GB	PCT	GF	GA	HOME	AWAY
<b>z - Buffalo</b>	<b>14</b>	<b>4</b>	<b>-</b>	<b>.778</b>	<b>244</b>	<b>186</b>	<b>7-2</b>	<b>7-2</b>
x - Georgia	12	6	2	.667	230	210	7-2	5-4
x - Toronto	12	6	2	.667	213	207	8-1	4-5
x - New England	9	9	5	.500	213	223	7-2	2-7
Rochester	6	12	8	.333	212	226	4-5	2-7
Philadelphia	4	14	10	.222	218	246	3-6	1-8

## West Division

TEAM	W	L	GB	PCT	GF	GA	HOME	AWAY
y - Saskatchewan	11	7	-	.611	222	202	7-2	4-5
x - San Diego	10	8	1	.556	208	217	6-3	4-5
x - Calgary	10	8	1	.556	212	201	5-4	5-4
x - Colorado	6	12	5	.333	181	193	3-6	3-6
Vancouver	5	13	6	.278	179	221	3-6	2-7

z - Clinched League Title    y - Clinched Division Title    x - Clinched Playoff Berth

## 2018-19 Division Semifinals

DATE	TEAM	SCORE
Friday, May 3	Colorado Mammoth at Saskatchewan Rush	11-10
Saturday, May 4	New England Black Wolves at Buffalo Bandits	6-13
Monday, May 6	Toronto Rock at Georgia Swarm	16-14
Monday, May 6	Calgary Roughnecks at San Diego Seals	12-11

## 2018-19 Division Finals

DATE	TEAM	SCORE
Friday, May 10	Colorado Mammoth at Calgary Roughnecks	4-8
Saturday, May 11	Toronto Rock at Buffalo Bandits	8-12

## 2018-19 NLL Final

DATE	TEAM	SCORE
Saturday, May 18	Calgary Roughnecks at Buffalo Bandits	10-7
Saturday, May 25	Buffalo Bandits at Calgary Roughnecks	13-14



## 2018-19 NLL LEADERS

## 2018-19 NLL Scoring Leaders

NO.	PLAYER	TEAM	POS.	GP	G	A	PTS
1	Dobbie, Dane	CGY	F	18	47	68	115
2	Crawford, Callum	NE	F	16	48	61	109
3	Thompson, Lyle	GA	F	18	43	62	105
	Matthews, Mark	SAS	F	18	41	64	105
<b>5</b>	<b>Smith, Dhane</b>	<b>BUF</b>	<b>F</b>	<b>16</b>	<b>32</b>	<b>70</b>	<b>102</b>
6	Staats, Randy	GA	F	17	37	59	96
7	Schreiber, Tom	TOR	F	18	29	65	94
	<b>Evans, Shawn</b>	<b>BUF</b>	<b>F</b>	<b>17</b>	<b>28</b>	<b>66</b>	<b>94</b>
9	LeBlanc, Stephan	NE	F	18	27	66	93
10	Dawson, Dan	SD	F	18	29	59	88

## 2018-19 NLL Goaltending Leaders (Minimum of 300 minutes played)

NO.	PLAYER	TEAM	GP	GAA	SV %	W	L
<b>1</b>	<b>Vinc, Matt</b>	<b>BUF</b>	<b>18</b>	<b>10.02</b>	<b>.803</b>	<b>14</b>	<b>2</b>
2	Shute, Adam	SAS	14	10.30	.772	5	3
3	Hill, Warren	ROC	15	10.36	.810	4	2
4	Ward, Dillon	COL	18	10.84	.775	5	11
5	Poulin, Mike	GA	17	10.94	.791	11	4
6	Del Bianco, Christian	CGY	18	11.17	.782	10	8
7	Penney, Eric	VAN	16	11.33	.773	3	7
8	Kirk, Evan	SAS	13	11.54	.763	6	4
9	Rose, Nick	TOR	18	11.73	.771	6	0
10	Buque, Alex	NE	17	11.80	.763	3	3

## 2018-19 NLL Top Rookie Scorers

NO.	PLAYER	TEAM	POS.	GP	G	A	PTS
1	Staats, Austin	SD	F	14	32	29	61
2	Rambo, Matt	PHI	F	17	26	30	56
3	Killen, Kyle	COL	F	15	28	21	49
<b>4</b>	<b>Cloutier, Chris</b>	<b>BUF</b>	<b>F</b>	<b>15</b>	<b>19</b>	<b>27</b>	<b>46</b>
5	Boushy, Chris	ROC	F	16	22	14	36
<b>6</b>	<b>Mackay, Ian</b>	<b>BUF</b>	<b>T</b>	<b>18</b>	<b>11</b>	<b>21</b>	<b>32</b>
7	Downs, Dereck	NE	F	15	16	7	23
8	Wittig, Jeff	COL	F	8	8	13	21
9	Charbonneau, Steph	PHI	D	18	9	11	20
10	Kearnan, Connor	SD	F	12	6	12	18

# 2019-20 MEDIA GUIDE BUFFALO BANDITS

## 2018-19 NLL AWARD WINNERS & ALL-PRO

### 2018-19 NLL Award Winners

#### AWARD

#### WINNER

Most Valuable Player: ..... Dane Dobbie, Calgary Roughnecks  
**Goaltender of the Year:** ..... **Matt Vinc, Buffalo Bandits**  
 Defenseman of the Year: ..... Graeme Hossack, Rochester Knighthawks  
 Transition Player of the Year: ..... Challen Rogers, Toronto Rock  
 Rookie of the Year: ..... Austin Staats, San Diego Seals  
 Sportsmanship Award: ..... Lyle Thompson, Georgia Swarm  
**Les Bartley Head Coach of the Year:** ..... **Rich Kilgour and John Tavares, Buffalo Bandits**  
**General Manager of the Year:** ..... **Steve Dietrich, Buffalo Bandits**  
 Executive of the Year: ..... Terri Giberson, Toronto Rock  
 Teammate of the Year: ..... John Ranagan, Georgia Swarm

### First Team

NAME	TEAM	POSITION
Dane Dobbie	CGY	Forward
Lyle Thompson	GA	Forward
Challen Rogers	TOR	Transition
Graeme Hossack	ROC	Defense
Kyle Rubsich	SAS	Defense
<b>Matt Vinc</b>	<b>BUF</b>	<b>Goaltender</b>

### Second Team

NAME	TEAM	POSITION
Callum Crawford	NE	Forward
Eli McLaughlin	COL	Forward
Zach Currier	CGY	Transition
Brodie Merrill	SD	Defense
<b>Steve Priolo</b>	<b>BUF</b>	<b>Defense</b>
Christian Del Bianco	CGY	Goaltender


### All-Rookie Team

NAME	TEAM	POSITION
Kyle Killen	COL	Forward
Matt Rambo	PHI	Forward
Austin Staats	SD	Forward
Trevor Baptiste	PHI	Transition
Brendan Bomberry	GA	Transition
<b>Ian MacKay</b>	<b>BUF</b>	<b>Transition</b>



# TEAM HISTORY

---



## ALL-TIME REGULAR-SEASON RESULTS

## 1992 RESULTS [2nd place, National Division]

NO.	DATE	H/A	OPP.	SCORE	W/L	REC	GOALIE[S]	ATT.	GWG
1	1/4	H	NY	17-21	L	0-1	Cowie Gerrie	9,052	B. Cummings
2	1/18	A	NY	16-19	L	0-2	Cowie Gerrie	11,297	Dumpson
3	1/25	H	DET	17-23	L	0-3	Cowie	13,581	Parke
4	2/8	A	PIT	23-13	W	1-3	Cowie Gerrie	6,844	Hamley
5	2/28	H	PHI	20-11	W	2-3	Gerrie	16,325	Alexander
6	3/7	A	DET	22-9	W	3-3	Gerrie	9,673	Alexander
7	3/13	H	BAL	27-20	W	4-3	Gerrie	16,325	Keenan
8	3/21	A	BOS	19-9	W	5-3	Cowie	8,233	Hiltz

## 1993 RESULTS [1st place, National Division]

NO.	DATE	H/A	OPP.	SCORE	W/L	REC	GOALIE[S]	ATT.	GWG
1	1/9	A	PIT	17-10	W	1-0	Gerrie	5,354	Tavares
2	1/16	A	DET	18-14	W	2-0	Gerrie	6,532	Lay
3	1/23	H	BAL	23-13	W	3-0	Gerrie Cowie	16,325	Tavares
4	1/30	A	BOS	17-13	W	4-0	Gerrie Cowie	6,882	Cordingley
5	2/6	H	BOS	16-14	W	5-0	Cowie	16,325	Tavares
6	2/20	A	BAL	19-18+	W	6-0	Gerrie Cowie	7,916	Alexander
7	2/27	H	PHI	13-12	W	7-0	Cowie	16,325	Alexander
8	3/20	H	DET	20-14	W	8-0	Cowie	16,325	D. Kilgour

+ Overtime Decision

## 1994 RESULTS [1st place, National Division]

NO.	DATE	H/A	OPP.	SCORE	W/L	REC	GOALIE[S]	ATT.	GWG
1	1/21	A	DET	17-16	W	1-0	Cowie	5,147	Cordingley
2	1/23	H	BAL	17-12	W	2-0	Cowie	16,284	Tavares
3	1/29	A	NY	18-10	W	3-0	Cowie Gerrie	10,375	Cochrane
4	2/5	H	PHI	15-11	W	4-0	Cowie	16,284	Hamley
5	2/19	H	BOS	10-14	L	4-1	Cowie Gerrie	16,284	Soudan
6	3/12	A	BOS	14-10	W	5-1	Cowie Gerrie	9,125	Tavares
7	3/19	A	PHI	12-16	L	5-2	Cowie Gerrie	17,380	Nostrant
8	3/26	H	DET	18-10	W	6-2	Gerrie	16,284	Hardill

## ALL-TIME REGULAR-SEASON RESULTS

## 1995 RESULTS [4th place]

NO.	DATE	H/A	OPP.	SCORE	W/L	REC	GOALIE[S]	ATT.	GWG
1	1/7	H	PHI	17-13	W	1-0	Cowie Gerrie	16,230	Laub
2	1/14	A	BOS	11-12+	L	1-1	Gerrie	5,966	Carmean
3	1/28	A	PHI	10-17	L	1-2	Gerrie Cowie	16,515	Martin
4	2/4	H	BOS	13-16	L	1-3	Gerrie Cowie	15,079	Blanchard
5	2/11	A	NY	16-13	W	2-3	Cowie Gerrie	8,131	Tavares
6	2/25	H	ROC	8-13	L	2-4	Gerrie Cowie	16,230	Lyons
7	3/4	H	BAL	23-12	W	3-4	Cowie	15,767	Cordingley
8	3/5	A	ROC	11-12	L	3-5	Cowie	7,383	Gait

## 1996 RESULTS [1st place]

NO.	DATE	H/A	OPP.	SCORE	W/L	REC	GOALIE[S]	ATT.	GWG
1	1/12	A	PHI	15-12	W	1-0	O'Toole	13,024	Phair
2	1/20	H	BAL	18-16	W	2-0	O'Toole Cowie	14,122	Phair
3	2/3	H	BOS	17-11	W	3-0	O'Toole	14,047	Cordingley
4	2/10	A	ROC	14-9	W	4-0	O'Toole	7,393	Henry
5	2/24	H	CHR	28-6	W	5-0	O'Toole	15,741	Cecconi
6	3/2	A	BAL	25-17	W	6-0	O'Toole	4,549	Tavares
7	3/9	A	BOS	13-12	W	7-0	O'Toole	8,567	Tavares
8	3/16	H	ROC	14-17	L	7-1	O'Toole	15,267	Soudan
9	3/22	A	NY	16-13	W	8-1	O'Toole Cowie	8,184	Hall
10	3/23	H	PHI	12-14	L	8-2	O'Toole	15,243	Gait

## 1997 RESULTS [T-2nd place]

NO.	DATE	H/A	OPP.	SCORE	W/L	REC	GOALIE[S]	ATT.	GWG
1	1/4	H	ROC	17-19	L	0-1	O'Toole Cowie	18,595	Mearns
2	1/18	H	BOS	15-13	W	1-1	O'Toole Cowie	16,380	R.Kilgour
3	1/25	A	BOS	15-16	L	1-2	O'Toole Cowie	5,463	Blanchard
4	2/7	A	BAL	22-15	W	2-2	O'Toole Cowie	5,009	Tavares
5	2/8	H	NY	16-14	W	3-2	Cowie	17,348	Dowling
6	2/15	A	ROC	16-15	W	4-2	Cowie O'Toole	6,751	Tavares
7	2/21	A	NY	16-18	L	4-3	Cowie	7,113	Seremet
8	3/15	H	PHI	8-16	L	4-4	O'Toole Cowie	18,595	Gait
9	3/22	A	PHI	14-13+	W	5-4	O'Toole Cowie	17,575	Dowling
10	3/29	H	BAL	19-14	W	6-4	O'Toole Cowie	16,747	Cecconi

+ Overtime Decision

## ALL-TIME REGULAR-SEASON RESULTS

## 1998 RESULTS [T-3rd place]

NO.	DATE	H/A	OPP.	SCORE	W/L	REC	GOALIE[S]	ATT.	GWG
11	1/3	H	PHI	12-14	L	0-1	Cowie	11,402	Miller
2	1/17	H	NY	16-12	W	1-1	O'Toole	11,255	Luke
3	1/31	A	ROC	6-15	L	1-2	Cowie	7,353	Mearns
4	2/7	A	PHI	9-15	L	1-3	Cowie	15,065	Flynn
5	2/14	A	BAL	15-20	L	1-4	O'Toole	7,268	Gait
6	2/20	H	ROC	16-15+	W	2-4	Cowie	14,230	Tavares
7	2/21	A	ONT	15-17	L	2-5	Levis	5,841	Heardr
8	2/28	A	NY	14-13	W	3-5	Cowie	7,029	Cordingley
9	3/7	H	BAL	10-12	L	3-6	O'Toole	11,989	Knight
10	3/14	H	ONT	14-12	W	4-6	O'Toole	11,913	D. Kilgour
11	4/4	A	SYR	20-16	W	5-6	O'Toole	4,084	R. Kilgour
12	4/11	H	SYR	19-10	W	6-6	Cowie	12,745	D. Squire
							O'Toole		

+ Overtime Decision

## 1999 RESULTS [6th place]

NO.	DATE	H/A	OPP.	SCORE	W/L	REC	GOALIE[S]	ATT.	GWG
1	1/8	A	PHI	18-17+	W	1-0	Disher	14,348	Marechek
2	1/16	H	BAL	15-22	L	1-1	O'Neil	10,216	Martin
3	1/22	A	TOR	10-11	L	1-2	Disher	11,052	Williams
4	1/29	H	SYR	17-16	W	2-2	O'Neill	8,129	Panos
5	1/30	A	NY	12-11	W	3-2	Disher	7,826	R. Kilgour
6	2/5	H	PHI	11-13	L	3-3	O'Neill	9,205	Marechek
7	2/27	A	BAL	16-15	W	4-3	Disher	8,203	Tavares
8	3/6	H	NY	12-13	L	4-4	O'Neill	8,536	Panetta
9	3/20	H	ROC	11-17	L	4-5	Disher	11,020	Kruger
10	3/27	H	TOR	12-13+	L	4-6	O'Neill	10,723	Voltman
11	4/3	A	ROC	13-15	L	4-7	O'Neill	8,136	Hollenbeck
12	4/10	A	SYR	11-14	L	4-8	Disher	3,452	Gait

+ Overtime Decision

## ALL-TIME REGULAR-SEASON RESULTS

## 2000 RESULTS [2nd place]

NO.	DATE	H/A	OPP.	SCORE	W/L	REC	GOALIE[S]	ATT.	GWG
1	1/8	H	TOR	14-17	L	0-1	Disher	7,457	Toll
2	1/29	H	SYR	22-21	W	1-1	Disher	7,311	Accursi
							O'Neill		
3	2/5	H	ALB	21-17	W	2-1	Disher	6,742	Prat
4	2/12	A	PIT	14-17	L	2-2	Disher	5,218	Reese
5	2/18	H	ROC	18-14	W	3-2	Disher	7,393	Tavares
6	2/26	A	TOR	18-12	W	4-2	Disher	14,075	Malawsky
7	3/11	H	NY	19-18+	W	5-2	Disher	9,817	Tavares
8	3/18	A	ROC	13-16	L	5-3	Disher	9,269	Teat
							O'Neill		
9	3/25	A	NY	21-16	W	6-3	Disher	7,628	Williams
							O'Neill		
10	4/1	H	PHI	16-11	W	7-3	O'Neill	10,396	Tavares
11	4/8	A	PHI	11-22	L	7-4	O'Neill	16,187	Marechek
							Disher		
12	4/15	A	ALB	15-13	W	8-4	Disher	5,428	Williams

+ Overtime Decision

## 2001 RESULTS [5th place]

NO.	DATE	H/A	OPP.	SCORE	W/L	REC	GOALIE[S]	ATT.	GWG
1	12/30	A	WSH	20-19	W	1-0	Wetherup	2,778	Kilgour
							Komer		
2	1/6	H	CLB	23-10	W	2-0	Wetherup	7,328	Sweet
							Komer		
3	1/20	H	PHI	26-18	W	3-0	Wetherup	8,261	Malawsky
4	1/27	H	TOR	13-14^	L	3-1	Wetherup	8,452	Stroup
5	2/3	H	OTT	25-14	W	4-1	Wetherup	8,111	Malawsky
6	2/10	H	WSH	17-21	L	4-2	Wetherup	8,184	Sims
							Komer		
7	2/16	A	OTT	21-12	W	5-2	Komer	7,083	Warder
8	2/24	A	PHI	12-17	L	5-3	Wetherup	16,566	Bergey
							Komer		
9	3/10	A	CLB	22-19	W	6-3	Komer	6,923	Ogilvie
							Wetherup		
10	3/17	H	ALB	18-13	W	7-3	Wetherup	7,620	Powell
							Collins		
11	3/25	H	ROC	9-10	L	7-4	Collins	8,333	C. Malawsky
12	3/30	A	ALB	17-14	W	8-4	Collins	4,108	Williams
							Wetherup		
13	3/31	A	ROC	12-19	L	8-5	Collins	11,016	Cordingley
							Wetherup		
14	4/7	A	NY	13-18	L	8-6	Collins	4,625	Colsey
							Wetherup		

^ Double-Overtime Decision

## ALL-TIME REGULAR-SEASON RESULTS

## 2002 RESULTS [4th place, Central Division]

NO.	DATE	H/A	OPP.	SCORE	W/L	REC	GOALIE(S)	ATT.	GWG
1	11/24	H	WSH	17-15	W	1-0	Dietrich	6,718	McCready
2	12/1	H	MTL	17-18	L	1-1	Dietrich	6,118	Kelusky
							Levis		
3	12/16	A	NY	16-13	W	2-1	Dietrich	3,000	Driscoll
4	1/5	H	ROC	11-22	L	2-2	Dietrich	8,934	Soudan
							Levis		
5	1/18	A	CGY	13-12+	W	3-2	Dietrich	8,271	Tavares
6	1/25	A	PHI	7-8	L	3-3	Dietrich	11,785	Marechek
7	1/26	H	VAN	17-14	W	4-3	Dietrich	6,176	Maddalena
8	2/1	A	MTL	7-10	L	4-4	Dietrich	8,317	Dowling
9	2/2	H	CLB	12-8	W	5-4	Dietrich	8,826	Taylor
10	2/9	H	ALB	9-11	L	5-5	Dietrich	7,136	Teat
							Levis		
11	2/16	A	CLB	12-10	W	6-5	Dietrich	3,874	Maddalena
12	2/22	H	PHI	19-14	W	7-5	Dietrich	7,526	Howard
13	2/23	A	ALB	14-15+	L	7-6	Dietrich	3,000	Teat
14	3/2	H	TOR	7-8	L	7-7	Dietrich	7,948	Manning
15	3/9	A	ROC	7-12	L	7-8	Dietrich	9,724	Grant
							Montour		
16	3/23	A	WSH	23-22	W	8-8	Montour	3,000	Derks

+ Overtime Decision

## 2003 RESULTS [T-1st place, Central Division]

NO.	DATE	H/A	OPP.	SCORE	W/L	REC	GOALIE(S)	ATT.	GWG
1	1/4	H	ALB	11-10	W	1-0	Dietrich	5,713	Caines
2	1/11	H	CLB	20-6	W	2-0	Dietrich	5,633	Tavares
3	1/19	A	NJ	10-4	W	3-0	Dietrich	3,011	Caines
4	1/24	A	TOR	13-17	L	3-1	Dietrich	15,221	Manning
5	1/25	H	CGY	23-17	W	4-1	Dietrich	5,590	Tavares
6	2/1	A	CLB	19-16	W	5-1	Dietrich	3,615	Crosbie
7	2/8	H	TOR	14-8	W	6-1	Dietrich	8,414	Steenhuis
8	2/15	A	ALB	16-11	W	7-1	Dietrich	3,074	McCready
9	2/16	H	NY	16-10	W	8-1	Quinn	5,531	Steenhuis
10	3/7	H	ROC	12-10	W	9-1	Dietrich	8,124	Plunkett
11	3/15	A	PHI	12-15	L	9-2	Dietrich	15,097	Marechek
12	3/21	H	OTT	12-9	W	10-2	Dietrich	7,943	Susheski
13	3/22	A	OTT	11-9	W	11-2	Dietrich	4,512	Accursi
14	3/29	A	ROC	9-18	L	11-3	Dietrich	10,379	Malawsky
							Grant		
15	4/5	H	NJ	19-12	W	12-3	Dietrich	7,957	Tavares
16	4/11	A	CGY	14-16	L	12-4	Quinn	13,859	Kelusky

## ALL-TIME REGULAR-SEASON RESULTS

## 2004 RESULTS [T-3rd place, East Division]

NO.	DATE	H/A	OPP.	SCORE	W/L	REC	GOALIE(S)	ATT.	GWG
1	11/24	H	WSH	17-15	W	1-0	Dietrich	6,718	McCreedy
2	12/1	H	MTL	17-18	L	1-1	Dietrich	6,118	Kelusky
							Levis		
3	12/16	A	NY	16-13	W	2-1	Dietrich	3,000	Driscoll
4	1/5	H	ROC	11-22	L	2-2	Dietrich	8,934	Soudan
							Levis		
5	1/18	A	CGY	13-12+	W	3-2	Dietrich	8,271	Tavares
6	1/25	A	PHI	7-8	L	3-3	Dietrich	11,785	Marechek
7	1/26	H	VAN	17-14	W	4-3	Dietrich	6,176	Maddalena
8	2/1	A	MTL	7-10	L	4-4	Dietrich	8,317	Dowling
9	2/2	H	CLB	12-8	W	5-4	Dietrich	8,826	Taylor
10	2/9	H	ALB	9-11	L	5-5	Dietrich	7,136	Teat
							Levis		
11	2/16	A	CLB	12-10	W	6-5	Dietrich	3,874	Maddalena
12	2/22	H	PHI	19-14	W	7-5	Dietrich	7,526	Howard
13	2/23	A	ALB	14-15+	L	7-6	Dietrich	3,000	Teat
14	3/2	H	TOR	7-8	L	7-7	Dietrich	7,948	Manning
15	3/9	A	ROC	7-12	L	7-8	Dietrich	9,724	Grant
							Montour		
16	3/23	A	WSH	23-22	W	8-8	Montour	3,000	Derks

+ Overtime Decision

## 2005 RESULTS [2nd place, East Division]

NO.	DATE	H/A	OPP.	SCORE	W/L	REC	GOALIE(S)	ATT.	GWG
1	1/7	H	TOR	13-15	L	0-1	Dietrich	11,067	Shearer
							General		
2	1/21	A	MIN	15-10	W	1-1	Dietrich	13,198	Powless
3	1/22	A	COL	8-11	L	1-2	Dietrich	18,137	Panos
							General		
4	1/28	A	PHI	15-10	W	2-2	Dietrich	8,849	Smith
5	1/29	H	PHI	20-16	W	3-2	General	10,945	Shannon
6	2/11	H	ANA	20-9	W	4-2	Dietrich	8,805	Shannon
							General		
7	2/19	A	ROC	11-7	W	5-2	Dietrich	9,961	Powless
8	2/26	H	PHI	8-14	L	5-3	General	8,912	Ratcliffe
							Dietrich		
9	3/4	A	TOR	14-12	W	6-3	Dietrich	17,756	Steenhuis
10	3/11	A	MIN	23-16	W	7-3	Dietrich	8,254	Shannon
							General		
11	3/18	H	MIN	13-11	W	8-3	Dietrich	9,116	Crosbie
12	3/19	A	ROC	11-12+	L	8-4	Dietrich	10,102	Williams
13	3/26	H	TOR	8-12	L	8-5	Dietrich	11,309	Doyle
							General		
14	4/1	H	ROC	11-9	W	9-5	Dietrich	10,014	Teat
15	4/9	A	CGY	14-9	W	10-5	Dietrich	10,183	Tavares
16	4/16	H	SJS	13-10	W	11-5	General	12,138	Tavares
							Dietrich		

+ Overtime Decision

## ALL-TIME REGULAR-SEASON RESULTS

## 2006 RESULTS [1st place, East Division]

NO.	DATE	H/A	OPP.	SCORE	W/L	REC	GOALIE[S]	ATT.	GWG
1	1/13	A	TOR	13-11	W	1-0	Dietrich	15,104	Steenhuis
2	1/21	H	TOR	13-10	W	2-0	Dietrich	13,072	Plunkett
3	1/28	A	ROC	10-11+	L	2-1	Dietrich	11,121	Grant
4	2/10	H	POR	16-6	W	3-1	Dietrich	10,395	Steenhuis
							Avery		
5	2/11	A	PHI	9-10	L	3-2	Dietrich	11,207	Cromwell
6	2/18	H	MIN	14-9	W	4-2	Dietrich	12,455	Bomberry
							Avery		
7	3/4	H	MIN	8-11	L	4-3	Dietrich	10,961	Hall
8	3/11	H	TOR	8-10	L	4-4	Dietrich	14,064	Sanderson
9	3/18	A	ROC	14-13+	W	5-4	Dietrich	10,209	Squire
10	3/24	A	MIN	13-11	W	6-4	Montour	9,553	Vyse
							Dietrich		
11	3/25	H	ROC	18-13	W	7-4	Dietrich	13,722	Teat
							Montour		
12	3/31	A	SJS	11-9	W	8-4	Dietrich	5,143	Bomberry
13	4/1	A	ARZ	13-10	W	9-4	Dietrich	6,759	Teat
14	4/8	H	COL	14-12	W	10-4	Dietrich	11,895	Tavares
15	4/14	H	PHI	8-7	W	11-4	Dietrich	10,379	Steenhuis
							Montour		
16	4/15	A	PHI	11-14	L	11-5	Montour	9,899	Greenhalgh

+ Overtime Decision

## 2007 RESULTS [2nd place, East Division]

NO.	DATE	H/A	OPP.	SCORE	W/L	REC	GOALIE[S]	ATT.	GWG
1	12/30	A	POR	10-11+	L	0-1	Thompson	8,437	Stapleford
2	1/12	H	NYT	14-16	W	1-1	Thompson	18,690	Tavares
3	1/13	A	COL	10-11+	L	1-2	Thompson	16,523	Carey
4	1/20	H	MIN	13-22	W	2-2	Thompson	12,883	Tavares
5	2/2	H	TOR	10-14	L	2-3	Thompson	13,659	Thompson
							Dietrich		
6	2/3	A	TOR	8-13	L	2-4	Dietrich	15,471	Benesch
7	2/11	A	CHI	12-11	W	3-4	Dietrich	5,010	Tavares
8	2/17	A	PHI	12-8	W	4-4	Dietrich	12,688	Powless
9	2/24	H	PHI	12-13	W	5-4	Dietrich	14,882	Iannucci
10	3/4	A	MIN	16-15	W	6-4	Dietrich	7,504	Dostie
							Thompson		
11	3/17	A	NYT	11-8	W	7-4	Thompson	7,012	Teat
12	3/24	H	COL	15-19	W	8-4	Dietrich	15,156	Tavares
13	3/31	H	CHI	10-15	W	9-4	Thompson	16,228	Tavares
14	4/7	H	ARZ	5-15	W	10-4	Dietrich	13,492	Dostie
15	4/13	H	ROC	10-14	L	10-5	Dietrich	15,334	Evans
							Thompson		
16	4/14	A	ROC	8-14	L	10-6	Thompson	11,200	Hoar
							Sams		

+ Overtime Decision

## ALL-TIME REGULAR-SEASON RESULTS

## 2008 RESULTS [1st place, East Division]

NO.	DATE	H/A	OPP.	SCORE	W/L	REC	GOALIE[S]	ATT.	GWG
1	1/11	H	ROC	9-12	L	0-1	Montour Thompson	18,670	Lyons
2	1/12	A	ROC	14-9	W	1-1	Thompson	10,939	Lavery
3	1/19	H	NYT	17-13	W	2-1	Thompson	11,878	Dostie
4	1/26	A	PHI	14-15+	L	2-2	Thompson	10,542	Bergey
5	2/8	A	CGY	17-9	W	3-2	Thompson Montour	10,922	Steenhuis
6	2/10	A	NYT	9-10+	L	3-3	Montour Thompson	6,742	Hall
7	2/15	A	TOR	8-11	L	3-4	Montour	14,611	Taylor
8	2/16	H	MIN	16-14	W	4-4	Montour	14,446	Bomberry
9	2/24	A	CHI	13-8	W	5-4	Sams	3,250	Kruger
10	3/1	H	PHI	21-12	W	6-4	Montour Thompson	13,720	Bomberry
11	3/8	H	MIN	11-7	W	7-4	Montour	12,313	Steenhuis
12	3/22	H	TOR	9-13	L	7-5	Montour Thompson	15,320	Sanderson
13	4/5	H	COL	12-11	W	8-5	Thompson	16,905	Powells
14	4/12	A	ROC	6-11	L	8-6	Montour Thompson	10,517	Evans
15	4/19	H	CHI	13-9	W	9-6	Montour	13,633	Steenhuis
16	4/26	H	POR	14-10	W	10-6	Thompson	18,325	Tavares

+ Overtime Decision

## 2009 RESULTS [T-1st place, East Division]

NO.	DATE	H/A	OPP.	SCORE	W/L	REC	GOALIE[S]	ATT.	GWG
1	1/3	H	PHI	15-11	W	1-0	Thompson	18,690	Steenhuis
2	1/10	A	TOR	8-6	W	2-0	Montour	15,923	Tavares
3	1/16	H	ROC	23-6	W	3-0	Montour	15,494	Montour
4	1/24	A	MIN	10-9	W	4-0	Thompson	11,458	Tavares
5	1/29	A	EDM	13-8	W	5-0	Montour	6,298	Steenhuis
6	2/6	A	PHI	11-13	L	5-1	Thompson	10,506	Shannon
7	2/14	H	TOR	25-10	W	6-1	Montour	18,690	Tavares
8	2/20	A	TOR	17-16+	W	7-1	Montour Thompson	12,844	Steenhuis
9	2/28	H	MIN	15-16	L	7-2	Montour	18,690	Marhol
10	3/14	A	ROC	14-15+	L	7-3	Montour Thompson	9,134	Evans
11	3/21	H	POR	14-4	W	8-3	Montour	17,822	Vyse
12	3/28	H	NYT	9-11	L	8-4	Thompson	18,550	Alrich
13	4/4	A	BOS	15-11	W	9-4	Montour	7,073	Dostie
14	4/10	H	ROC	13-9	W	10-4	Montour	17,118	Vyse
15	4/11	A	NYT	9-12	L	10-5	Thompson	6,222	McLellan
16	4/18	H	BOS	12-13+	L	10-6	Montour	18,527	Morris

+ Overtime Decision

## ALL-TIME REGULAR-SEASON RESULTS

## 2010 RESULTS [T-3 place, East Division]

NO.	DATE	H/A	OPP.	SCORE	W/L	REC	GOALIE(S)	ATT.	GWG
1	1/9	A	ROC	5-10	L	0-1	Montour	8,192	Gait
2	1/16	H	ROC	11-13	L	0-2	Montour	17,207	Gait
3	1/22	A	WAS	11-13	L	0-3	Montour	2,879	Wiles
							Goodleaf		
4	1/23	A	EDM	7-11	L	0-4	Montour	7,102	Secore
5	1/30	H	MIN	11-7	W	1-4	Montour	15,636	Francis
6	2/6	H	TOR	10-14	L	1-5	Montour	14,467	Manning
7	2/13	A	PHI	13-11	W	2-5	Goodleaf	7,723	Harasym
							Thompson		
8	2/27	H	PHI	11-15	L	2-6	Goodleaf	15,336	McGlone
9	3/6	H	ORL	12-10	W	3-6	Montour	16,184	Dostie
10	3/12	A	TOR	11-10+	W	4-6	Thompson	8,567	Tavares
11	3/13	A	BOS	9-8+	W	5-6	Thompson	9,062	Tavares
12	3/27	A	ROC	14-7	W	6-6	Thompson	10,652	Bucktooth
13	4/3	H	COL	11-12+	L	6-7	Goodleaf	16,951	Carlson
							Thompson		
14	4/10	H	TOR	13-10	W	7-7	Thompson	18,575	Accursi
15	4/16	A	ORL	7-9	L	7-8	Thompson	7,399	Powell
16	4/24	H	BOS	13-10	W	8-8	Thompson	18,480	Steenhuis

## 2011 RESULTS [1st place, East Division]

NO.	DATE	H/A	OPP.	SCORE	W/L	REC	GOALIE(S)	ATT.	GWG
1	1/8	A	CGY	9-10	L	0-1	Thompson	9,590	Snider
2	1/15	A	PHI	9-6	W	1-1	Thompson	7,764	Kelusky
3	1/22	H	TOR	15-14+	W	2-1	Thompson	16,685	Self
4	1/29	A	TOR	5-8	L	2-2	Goodleaf	10,812	Doyle
5	2/4	H	MIN	15-12	W	3-2	Thompson	15,001	Tavares
6	2/12	A	PHI	16-7	W	4-2	Thompson	9,649	Kelusky
7	2/19	H	PHI	9-10	L	4-3	Goodleaf	15,344	Westervelt
8	3/5	H	ROC	11-8	W	5-3	Thompson	18,690	Tavares
9	3/6	A	BOS	9-8	W	6-3	Thompson	8,524	Hill
10	3/12	H	BOS	12-10	W	7-3	Thompson	16,347	Tavares
11	3/27	A	MIN	12-9	W	8-3	Thompson	9,294	Thenhaus
12	4/2	H	WAS	9-10+	L	8-4	Goodleaf	18,690	Sedgwick
							Thompson		
13	4/8	A	TOR	11-8	W	9-4	Thompson	15,084	Culp
14	4/9	A	ROC	9-8	W	10-4	Thompson	9,216	Steenhuis
15	4/16	H	BOS	9-16	L	10-5	Thompson	17,318	Cotter
							Goodleaf		
16	4/23	H	ROC	9-15	L	10-6	Goodleaf	18,690	Hall
							Thompson		

+ Overtime Decision

## ALL-TIME REGULAR-SEASON RESULTS

## 2012 RESULTS [4th place, East Division]

NO.	DATE	H/A	OPP.	SCORE	W/L	REC	GOALIE[S]	ATT.	GWG
1	1/14	H	TOR	14-10	W	1-0	Thompson	16,356	Wiles
2	1/21	A	ROC	12-9	W	2-0	Thompson	9,776	Vyse
3	1/27	H	PHI	10-13	L	2-1	Thompson	14,492	Westervelt
4	1/28	A	MIN	11-19	L	2-2	Thompson	8,232	Crawford
							Goodleaf		
5	2/4	H	WAS	10-11+	L	2-3	Thompson	14,577	Duch
6	2/12	A	PHI	13-14	L	2-4	Thompson	8,119	Westervelt
							Goodleaf		
7	3/3	H	COL	13-16	L	2-5	Cosmo	15,845	Hopcroft
							Thompson		
8	3/10	A	ROC	10-13	L	2-6	Cosmo	7,254	Powless
							Thompson		
9	3/16	A	TOR	21-14	W	3-6	Cosmo	12,153	Tavares
							Thompson		
10	3/17	H	MIN	13-10	W	4-6	Thompson	15,003	Tavares
11	3/24	A	CGY	6-17	L	4-7	Cosmo	7,687	M. Carnegie
							Thompson		
12	3/31	H	TOR	9-15	L	4-8	Thompson	17,322	Billings
							Cosmo		
13	4/7	H	PHI	17-7	W	5-8	Cosmo	15,060	Steenhuis
14	4/14	A	EDM	8-11	L	5-9	Thompson	6,897	Small
							Cosmo		
15	4/21	H	ROC	14-9	W	6-9	Cosmo	18,690	Buchanan
16	4/28	A	WAS	17-16+	W	7-9	Cosmo	3,770	Tavares

## 2013 RESULTS [4th place, East Division]

NO.	DATE	H/A	OPP.	SCORE	W/L	REC	GOALIE[S]	ATT.	GWG
1	1/11	A	PHI	8-13	L	0-1	Wagar	9,096	Crotty
							Cosmo		
2	1/12	H	MIN	13-12	W	1-1	Wagar	15,238	Smith
							Cosmo		
3	1/19	A	ROC	14-13	W	2-1	Cosmo	7,834	Kelusky
4	1/26	H	PHI	14-13	W	3-1	Cosmo	13,808	Wiles
5	2/2	H	TOR	12-14	L	3-2	Cosmo	14,918	Doyle
6	2/9	H	ROC	7-15	L	3-3	Cosmo	14,833	Keogh
							Wagar		
7	2/16	A	ROC	10-6	W	4-3	Cosmo	9,156	Smith
8	2/28	A	TOR	15-13	W	5-3	Cosmo	8,213	Self
9	3/1	H	PHI	10-11+	L	5-4	Cosmo	14,036	Westervelt
10	3/9	H	COL	6-12	L	5-5	Cosmo	16,428	McBride
							Wagar		
11	3/16	A	COL	13-16	L	5-6	Cosmo	15,511	Dalgarno
							Wagar		
12	3/23	H	EDM	7-14	L	5-7	Wagar	16,629	Knight
							Cosmo		
13	3/29	A	TOR	11-18	L	5-8	Cosmo	11,546	Beirnes
							Wagar		
14	4/6	A	MIN	7-21	L	5-9	Wagar	10,167	Tao
							Cosmo		
15	4/13	A	WAS	15-10	W	6-9	Wagar	3,442	Hominuck
16	4/20	H	ROC	9-10	L	6-10	Wagar	19,070	Keogh

+ Overtime Decision

## ALL-TIME REGULAR-SEASON RESULTS

## 2014 RESULTS [3rd place, East Division]

NO.	DATE	H/A	OPP.	SCORE	W/L	REC	GOALIE(S)	ATT.	GWG
1	12/28	H	PHI	13-17	L	0-1	Cosmo Wagar	13,564	Ross
2	1/10	H	TOR	12-10	W	1-1	Cosmo	11,404	Tavares
3	1/12	A	PHI	12-11+	W	2-1	Cosmo	7,365	Tavares
4	1/18	A	COL	16-9	W	3-1	Cosmo	14,822	D. Smith
5	1/25	H	ROC	11-10	W	4-1	Cosmo	13,339	Resetarits
6	2/1	H	TOR	12-10	W	5-1	Cosmo	12,768	Benesch
7	2/8	A	ROC	6-9	L	5-2	Cosmo	9,280	Vitarelli
8	2/15	H	PHI	13-7	W	6-2	Cosmo	13,980	Steenhuis
9	3/8	H	MIN	12-9	W	7-2	Cosmo	15,330	D. Smith
10	3/15	H	COL	12-9	W	8-2	Cosmo	15,445	Williams
11	3/21	A	EDM	5-14	L	8-3	Cosmo Wagar	7,071	Knight
12	3/23	A	MIN	9-10+	L	8-4	Cosmo	6,081	Crawford
13	3/29	A	VAN	8-12	L	8-5	Cosmo	3,197	Bucktooth
14	4/5	H	CGY	13-16	L	8-6	Cosmo	16,606	Snider
15	4/12	A	MIN	9-10	L	8-7	Cosmo	7,088	Schuss
16	4/18	A	TOR	9-13	L	8-8	Cosmo	11,276	Johnston
17	4/19	A	ROC	4-8	L	8-9	Cosmo	8,900	B. Self
18	4/26	H	ROC	14-16	L	8-10	Cosmo Wagar	19,070	Jamieson

+ Overtime Decision

## 2015 RESULTS [3rd place, East Division]

NO.	DATE	H/A	OPP.	SCORE	W/L	REC	GOALIE(S)	ATT.	GWG
1	1/2	A	NE	8-12	L	0-1	Cosmo	5,768	Buchanan
2	1/3	H	EDM	9-8	W	1-1	Cosmo	14,236	D. Smith
3	1/17	A	VAN	14-13	W	2-1	Cosmo	3,478	Resetarits
4	1/23	A	TOR	11-13	L	2-2	Cosmo	11,413	Merrill
5	1/30	H	MIN	15-12	W	3-2	Cosmo	12,756	Weiss
6	1/31	A	ROC	11-17	L	3-3	Cosmo DiRuscio	6,994	Hall
7	2/7	A	CGY	15-14+	W	4-3	Cosmo	10,312	Thompson
8	2/14	H	ROC	10-15	L	4-4	Cosmo	14,737	Walters
9	2/21	A	ROC	12-13+	L	4-5	Cosmo	6,669	Jamieson
10	2/28	H	COL	14-11	W	5-5	DiRuscio	14,669	Benesch
11	3/13	H	TOR	15-12	W	6-5	Cosmo	12,903	Steenhuis
12	3/14	A	TOR	10-11+	L	6-6	Cosmo	11,460	Hickey
13	3/21	H	MIN	12-8	W	7-6	Cosmo	14,601	Brownell
14	4/4	H	NE	11-12	L	7-7	Cosmo	13,674	Johnson
15	4/11	A	MIN	12-9	W	8-7	Cosmo	8,986	Benesch
16	4/25	H	VAN	17-9	W	9-7	Cosmo	15,897	Benesch
17	4/26	A	NE	20-9	W	10-7	Cosmo	3,036	Weiss
18	5/2	H	NE	20-10	W	11-7	Cosmo DiRuscio	15,374	Benesch

+ Overtime Decision

## ALL-TIME REGULAR-SEASON RESULTS

## 2016 RESULTS [1st place, East Division]

NO.	DATE	H/A	OPP.	SCORE	W/L	REC	GOALIE[S]	ATT.	GWG
1	1/9	H	CGY	10-9	W	1-0	Cosmo	14,286	D. Smith
2	1/16	A	COL	14-15+	L	1-1	Cosmo	14,125	Burke
3	1/23	H	TOR	12-6	W	2-1	Cosmo	13,359	Jones
4	1/30	A	NE	11-15	L	2-2	Cosmo	3,874	Ranagan
							DiRuscio		
5	2/6	H	NE	12-10	W	3-2	Cosmo	13,556	D. Smith
6	2/14	A	GA	21-14	W	4-2	Cosmo	4,971	D. Smith
7	2/19	A	TOR	12-14	L	4-3	Cosmo	7,837	Sanderson
8	2/20	H	GA	15-19	L	4-4	Cosmo	14,515	Thompson
							DiRuscio		
9	2/26	A	SAS	19-18+	W	5-4	Cosmo	10,433	Jones
							DiRuscio		
10	3/5	A	VAN	13-8	W	6-4	Cosmo	3,382	D. Smith
11	3/11	H	ROC	13-10	W	7-4	Cosmo	18,751	D. Smith
12	3/25	H	VAN	17-10	W	8-4	Cosmo	14,301	Steenhuis
13	4/2	A	GA	18-14	W	9-4	Cosmo	3,355	Culp
14	4/9	H	ROC	14-12	W	10-4	Cosmo	17,397	Brownell
15	4/15	A	TOR	9-12	L	10-5	Cosmo	9,237	Lintner
16	4/16	H	TOR	14-8	W	11-5	Cosmo	17,270	Steenhuis
17	4/23	A	ROC	15-13	W	12-5	Cosmo	10,716	Steenhuis
18	4/30	H	NE	12-7	W	13-5	Cosmo	19,070	Benesch
							DiRuscio		

+ Overtime Decision

## 2017 RESULTS [5th place, East Division]

NO.	DATE	H/A	OPP.	SCORE	W/L	REC	GOALIE[S]	ATT.	GWG
1	12/30	H	COL	8-12	L	0-1	Cosmo	14,268	Crawford
							DiRuscio		
2	1/14	H	GA	14-18	L	0-2	Cosmo	13,915	Jackson
							DiRuscio		
3	1/21	H	VAN	21-15	W	1-2	DiRuscio	12,903	Priolo
4	1/28	A	NE	12-13	L	1-3	DiRuscio	7,074	Crowley
5	2/3	A	TOR	10-18	L	1-4	Cosmo	8,314	Beirnes
							DiRuscio		
6	2/17	H	NE	11-14	L	1-5	DiRuscio	13,813	Buchanan
7	2/19	A	NE	16-15+	W	2-5	Cosmo	5,381	de Snoo
8	2/25	H	TOR	15-12	W	3-5	Cosmo	14,803	A. Hill
9	3/3	H	ROC	13-9	W	4-5	Cosmo	14,475	B. Self
10	3/4	A	ROC	8-9+	L	4-6	DiRuscio	6,102	Dawson
11	3/17	A	VAN	15-11	W	5-6	Cosmo	2,853	Saunders
12	3/25	A	ROC	10-11	L	5-7	Cosmo	8,765	Gillies
13	4/1	H	SAS	14-17	L	5-8	Cosmo	16,419	Matthews
							DiRuscio		
14	4/8	A	CGY	8-13	L	5-9	DiRuscio	10,855	Dickson
15	4/14	A	TOR	13-8	W	6-9	Cosmo	12,113	Steenhuis
16	4/15	A	GA	16-17	L	6-10	DiRuscio	3,528	Thompson
							Cosmo		
17	4/22	H	GA	7-20	L	6-11	Cosmo	16,833	Powless
							DiRuscio		
18	4/29	H	TOR	15-19	L	6-12	Cosmo	18,417	Hickey

+ Overtime Decision

## ALL-TIME REGULAR-SEASON RESULTS

## 2017-18 RESULTS [5th place, East Division]

NO.	DATE	H/A	OPP.	SCORE	W/L	REC	GOALIE[S]	ATT.	GWG
1	12/8	H	TOR	13-9	W	1-0	Buque	11,516	Weiss
2	12/23	A	ROC	11-21	L	1-1	Buque	7,272	Withers
3	12/30	A	TOR	13-20	L	1-2	DiRuscio	9,398	A. Jones
4	1/6	H	CGY	13-8	W	2-2	Higgins	11,803	Brownell
5	1/13	H	VAN	10-11+	L	2-3	Buque	12,610	McCreedy
6	1/19	A	SAS	16-15+	W	3-3	Higgins	14,693	Saunders
7	2/3	A	ROC	16-14	W	4-3	Buque	9,425	Harris
8	2/9	A	NE	18-13	W	5-3	Buque	5,357	Jones
9	2/10	H	GA	18-9	W	6-3	Buque	14,058	Crawford
10	2/24	H	ROC	10-17	L	6-4	Buque	15,302	Jackson
11	3/3	A	COL	7-8	L	6-5	Higgins	2,853	Greer
12	3/16	H	SAS	10-16	L	6-6	Buque	12,936	Dinsdale
13	3/18	A	GA	10-14	L	6-7	Higgins	3,863	Thompson
14	3/23	A	NE	20-7	W	7-7	Buque	5,378	Durston
15	3/31	H	NE	14-11	W	8-7	Buque	13,709	Byrne
16	4/14	A	CGY	9-16	L	8-8	Buque	17,113	Cattoni
17	4/21	H	TOR	11-16	L	8-9	Higgins	16,630	Rogers
18	4/28	H	ROC	13-15	L	8-10	Buque	19,070	Resetarits

+ Overtime Decision

## 2018-19 RESULTS [1st place, East Division]

NO.	DATE	H/A	OPP.	SCORE	W/L	REC	GOALIE[S]	ATT.	GWG
1	12/15	A	PHI	17-15	W	1-0	Vinc	11,023	Evans
2	12/21	H	TOR	12-17	L	1-1	Vinc	10,370	Lintner
3	12/28	H	VAN	16-10	W	2-1	Higgins	12,005	Byrne
4	1/5	H	ROC	13-4	W	3-1	Vinc	12,480	Priolo
5	1/19	H	PHI	14-10	W	4-1	Vinc	10,509	Evans
6	1/26	A	ROC	13-18	L	4-2	Vinc	8,337	Shanks
7	1/27	A	NE	15-5	W	5-2	Higgins	5,096	Priolo
8	2/2	H	COL	15-12	W	6-2	Vinc	10,766	Gilray
9	2/9	A	GA	19-9	W	7-2	Vinc	7,767	Hoggarth
10	2/16	H	CGY	12-10	W	8-2	Vinc	13,085	Smith
11	2/22	A	ROC	16-9	W	9-2	Vinc	6,672	Fraser
12	3/8	A	PHI	12-11+	W	10-2	Vinc	10,805	Fraser
13	3/9	H	GA	9-14	L	10-3	Vinc	15,061	L. Thompson
14	3/16	A	SAS	12-11+	W	11-3	Vinc	13,291	Fraser
15	3/23	H	TOR	8-6	W	12-3	Vinc	16,580	Smith
16	4/5	A	TOR	11-12+	L	12-4	Vinc	9,565	Slade
17	4/20	H	NE	12-6	W	13-4	Vinc	16,559	Cloutier
18	4/27	A	SD	18-7	W	14-4	Vinc	8,357	Byrne

+ Overtime Decision

## YEAR-BY-YEAR INDIVIDUAL STATISTICS

## 1992 REGULAR-SEASON SCORING

#	Player	GP	G	A	PTS	PIM	SOG	S	LB
45	Derek Keenan	8	26	23	49	8	56	74	41
11	John Tavares	8	21	22	43	26	69	95	66
35	Darris Kilgour	8	23	16	39	49	52	65	53
32	Jim Veltman	8	8	23	31	6	28	37	111
28	Bob Hamley	8	13	15	28	14	45	55	26
26	Kevin Alexander	7	22	4	26	2	48	59	33
17	Brian Hall	8	8	17	25	16	37	44	35
6	Gerry Hiltz	7	10	9	19	17	27	32	19
40	Mike Mooradian	8	7	9	16	25	35	45	17
33	Rich Kilgour	5	3	11	14	16	21	32	33
37	Tom Emmick	6	4	3	7	11	9	16	16
46	Paul Day	8	3	4	7	16	19	21	22
16	Bill O'Hanlon	8	5	1	6	0	10	13	20
14	John Zurberti	2	3	1	4	0	9	12	15
21	Jim Bissell	6	3	1	4	4	12	15	27
12	Mark Burnam	5	1	2	3	2	4	4	11
22	Bill Meagher	8	1	2	3	2	11	15	24
15	Barry Powless	3	0	3	3	6	2	4	5
13	Bill Kerr	7	0	1	1	4	2	3	12
1	Ross Cowie	5	0	1	1	0	0	0	47
39	Bill Gerrie	6	0	1	1	5	0	0	36
#	GOALIES	GP	MIN	W	L	GA	GAA	SV	SV%
39	Bill Gerrie	6	221:39	4	0	60	16.30	159	.726
1	Ross Cowie	5	137:59	1	2	19	8.26	170	.899

## 1993 PLAYOFF SCORING

#	Player	GP	G	A	PTS	PIM	SOG	S	LB
11	John Tavares	3	12	12	24	8	32	38	29
45	Derek Keenan	3	6	10	16	2	26	31	18
35	Darris Kilgour	3	5	9	14	11	21	28	18
26	Kevin Alexander	3	8	4	12	0	19	26	13
28	Bob Hamley	3	6	6	12	8	16	22	13
17	Brian Hall	3	5	3	8	0	11	21	24
21	Jim Bissell	3	3	3	6	0	4	6	6
32	Jim Veltman	3	3	2	5	7	8	11	25
22	Bill Meagher	3	2	2	4	0	5	6	5
6	Gerry Hiltz	3	0	3	3	2	10	16	6
16	Bill O'Hanlon	3	1	1	2	0	3	5	5
37	Tom Emmick	3	1	1	2	2	3	4	9
12	Mark Burnam	3	0	2	2	13	0	0	4
40	Mike Mooradian	3	0	1	1	0	8	12	3
46	Paul Day	3	0	1	1	7	3	4	9
13	Bill Kerr	3	0	0	0	0	0	0	3
1	Ross Cowie	1	0	0	0	0	0	0	1
39	Bill Gerrie	3	0	0	0	0	0	0	27
#	GOALIES	GP	MIN	W	L	GA	GAA	SV	SV%
39	Bill Gerrie	3	174:07	3	0	41	14.13	104	.717
1	Ross Cowie	1	5:53	0	0	1	10.00	2	.667

## YEAR-BY-YEAR INDIVIDUAL STATISTICS

## 1993 REGULAR-SEASON SCORING

#	Player	GP	G	A	PTS	PIM	SOG	S	LB
11	John Tavares	8	35	23	58	28	86	98	93
45	Derek Keenan	8	22	12	34	5	59	78	35
28	Bob Hamley	8	14	19	33	9	58	66	37
43	Darris Kilgour	8	11	17	28	31	58	77	69
32	Jim Veltman	6	7	20	27	14	20	23	102
26	Kevin Alexander	7	13	6	19	5	44	57	41
40	Troy Cordingley	7	8	10	18	27	38	46	16
36	Stu Aird	8	9	7	16	8	26	34	61
17	Brian Hall	7	4	9	13	20	17	20	35
5	Glen Lay	8	8	4	12	10	18	28	35
16	Rich Kilgour	8	3	7	10	4	14	19	24
18	Randy Mearns	8	3	3	6	4	10	13	27
1	Ross Cowie	6	0	5	5	0	0	0	28
12	Mark Burnam	6	1	3	4	6	4	5	10
21	Jim Bissell	4	1	3	4	0	6	6	11
46	Carl Jutzin	3	1	2	3	2	2	2	3
22	Bill Meagher	7	1	2	3	4	2	6	15
6	Miles General	6	1	0	1	10	8	10	8
37	Tom Emmick	8	1	0	1	18	9	11	16
33	Robert Henry	1	0	1	1	2	0	0	2
13	Bill Kerr	1	0	0	0	0	2	2	0
14	Jon Lantzy	1	0	0	0	2	1	1	0
39	Bill Gerrie	5	0	0	0	0	0	0	17
#	GOALIES	GP	MIN	W	L	GA	GAA	SV	SV%
39	Bill Gerrie	6	221:39	4	0	60	16.30	159	.726
1	Ross Cowie	5	137:59	1	2	19	8.26	170	.899

## 1993 PLAYOFF SCORING

#	Player	GP	G	A	PTS	PIM	SOG	S	LB
45	Derek Keenan	2	5	4	9	4	18	19	14
11	John Tavares	2	4	3	7	2	12	15	6
28	Bob Hamley	2	2	5	7	4	10	12	12
32	Jim Veltman	2	0	7	7	4	4	4	29
43	Darris Kilgour	2	2	3	5	4	8	12	17
26	Kevin Alexander	2	4	0	4	2	10	14	10
40	Troy Cordingley	2	2	2	4	2	9	13	12
16	Rich Kilgour	2	3	0	3	0	5	5	8
1	Ross Cowie	2	0	3	3	0	0	0	28
5	Glen Lay	2	0	2	2	0	4	5	9
22	Bill Meagher	2	0	2	2	2	1	1	4
17	Brian Hall	1	1	0	1	0	1	2	7
36	Stu Aird	2	1	0	1	0	5	6	15
37	Tom Emmick	2	1	0	1	2	3	5	2
6	Miles General	1	0	0	0	2	0	0	0
12	Mark Burnam	2	0	0	0	0	0	0	8
18	Randy Mearns	2	0	0	0	2	6	7	8
21	Jim Bissell	1	0	0	0	0	0	0	0
46	Carl Jutzin	1	0	0	0	0	0	0	0
#	GOALIES	GP	MIN	W	L	GA	GAA	SV	SV%
1	Ross Cowie	2	120:00	2	0	22	11.00	80	.784
39	Bill Gerrie	0	0:00	0	0	0	0.00	0	.000

## YEAR-BY-YEAR INDIVIDUAL STATISTICS

## 1994 REGULAR-SEASON SCORING

#	Player	GP	G	A	PTS	PIM	SOG	S	LB
11	John Tavares	8	27	20	47	14	73	96	74
32	Jim Veltman	8	13	24	37	8	40	44	130
40	Troy Cordingley	8	16	14	30	18	44	56	34
28	Bob Hamley	8	12	13	25	12	49	66	28
36	Stu Aird	8	8	13	21	4	25	39	60
43	Darris Kilgour	6	7	10	17	21	34	48	38
17	Brian Hall	8	5	7	12	18	24	26	29
16	Rich Kilgour	7	6	4	10	4	18	22	15
49	Tyson Leies	7	6	3	9	19	25	34	39
12	Brian Nikula	8	8	1	9	8	43	58	35
21	Jeff Hardill	8	2	6	8	12	8	9	27
5	Glen Lay	8	4	3	7	2	12	13	19
44	Andy Shaughnessy	8	1	5	6	17	9	13	33
39	Bill Gerrie	5	0	5	5	2	0	0	36
9	Mark Cochrane	5	3	1	4	2	7	9	19
7	Derek Laub	4	2	2	4	0	4	6	11
1	Ross Cowie	7	0	4	4	2	0	0	59
4	Brian Silcott	6	0	2	2	6	2	3	23
22	Bill Meagher	3	1	0	1	2	4	4	6

#	GOALIES	GP	MIN	W	L	GA	GAA	SV	SV%
1	Ross Cowie	7	299:17	3	1	67	13.45	155	.698
39	Bill Gerrie	5	179:37	3	1	32	10.67	119	.788

## 1994 PLAYOFF SCORING

#	Player	GP	G	A	PTS	PIM	SOG	S	LB
11	John Tavares	2	6	8	14	9	15	21	19
43	Darris Kilgour	2	4	7	11	6	17	20	10
32	Jim Veltman	2	4	7	11	6	15	17	32
28	Bob Hamley	2	5	4	9	0	12	18	11
5	Glen Lay	2	1	4	5	0	1	1	6
49	Tyson Leies	2	4	0	4	2	7	10	10
36	Stu Aird	2	2	2	4	6	8	15	9
21	Jeff Hardill	2	0	4	4	0	2	3	10
12	Brian Nikula	2	2	1	3	2	5	8	15
40	Troy Cordingley	2	2	1	3	4	13	14	8
16	Rich Kilgour	2	1	2	3	0	3	4	5
39	Bill Gerrie	2	0	3	3	0	0	0	23
4	Brian Silcott	2	0	2	2	2	0	0	8
7	Derek Laub	2	0	1	1	0	2	2	6
44	Andy Shaughnessy	2	0	1	1	0	2	2	14
17	Brian Hall	2	0	0	0	22	3	4	7
1	Ross Cowie	1	0	0	0	0	0	0	2

#	GOALIES	GP	MIN	W	L	GA	GAA	SV	SV%
39	Bill Gerrie	2	109:26	1	0	28	15.47	71	.717
1	Ross Cowie	1	10:34	0	1	8	44.44	9	.529

## YEAR-BY-YEAR INDIVIDUAL STATISTICS

## 1995 REGULAR-SEASON SCORING

#	Player	GP	G	A	PTS	PIM	SOG	S	LB
11	John Tavares	8	24	21	45	21	74	89	66
32	Jim Veltman	8	16	24	40	8	47	54	91
40	Troy Cordingley	8	17	8	25	28	57	64	34
36	Stu Aird	8	7	15	22	6	36	44	29
43	Darris Kilgour	6	8	12	20	25	30	37	17
28	Bob Hamley	7	5	14	19	10	28	36	12
16	Rich Kilgour	8	7	8	15	11	25	34	22
17	Brian Hall	8	5	6	11	12	18	27	26
7	Derek Laub	8	6	3	9	6	28	33	35
44	Dean Cecconi	8	6	3	9	2	21	26	25
15	Jamie Batley	8	4	5	9	16	21	32	29
9	Mark Cochrane	6	1	3	4	8	14	16	21
39	Bill Gerrie	7	0	4	4	0	1	1	27
33	Robert Henry	4	1	1	2	2	7	10	16
13	John Rosa	7	0	2	2	10	2	5	12
34	Rodd Squire	8	0	2	2	0	5	10	14
10	Grant Johnston	4	1	0	1	7	6	10	5
49	Chris Redwood	5	1	0	1	0	3	5	4
1	Ross Cowie	6	0	1	1	14	0	0	25
37	Travis Kilgour	1	0	0	0	0	2	2	2
#	GOALIES	GP	MIN	W	L	GA	GAA	SV	SV%
39	Bill Gerrie	7	251:16	2	3	56	13.40	138	.711
1	Ross Cowie	6	229:54	1	2	52	13.65	146	.737

## 1995 PLAYOFF SCORING

#	Player	GP	G	A	PTS	PIM	SOG	S	LB
40	Troy Cordingley	1	3	3	6	0	6	7	4
32	Jim Veltman	1	2	4	6	2	7	8	12
43	Darris Kilgour	1	1	4	5	22	4	9	5
17	Brian Hall	1	2	2	4	0	4	6	2
7	Derek Laub	1	2	1	3	0	4	4	5
11	John Tavares	1	2	1	3	0	9	11	6
15	Jamie Batley	1	1	2	3	0	5	6	5
36	Stu Aird	1	1	2	3	2	5	8	4
44	Dean Cecconi	1	2	0	2	0	6	7	1
16	Rich Kilgour	1	0	2	2	6	1	3	1
28	Bob Hamley	1	0	2	2	2	0	1	2
9	Mark Cochrane	1	0	1	1	0	2	3	0
13	John Rosa	1	0	1	1	2	1	1	1
39	Bill Gerrie	1	0	1	1	0	0	0	2
34	Rodd Squire	1	0	0	0	0	1	1	5
49	Chris Redwood	1	0	0	0	0	3	3	5
1	Ross Cowie	1	0	0	0	2	0	0	6
#	GOALIES	GP	MIN	W	L	GA	GAA	SV	SV%
1	Ross Cowie	1	42:10	0	1	13	18.05	26	.667
39	Bill Gerrie	1	17:39	0	0	6	21.42	10	.625

## YEAR-BY-YEAR INDIVIDUAL STATISTICS

## 1996 REGULAR-SEASON SCORING

#	Player	GP	G	A	PTS	PIM	SOG	S	LB
11	John Tavares	10	41	40	81	4	98	125	102
40	Troy Cordingley	10	20	32	52	6	71	84	51
21	Ted Dowling	10	23	16	39	18	76	97	43
32	Jim Veltman	10	11	22	33	6	33	41	125
16	Rich Kilgour	9	6	20	26	10	25	41	43
17	Brian Hall	10	9	13	22	21	17	23	46
22	Travis Kilgour	10	12	9	21	16	25	35	31
4	Tom Phair	10	7	10	17	53	22	32	48
10	Mike Hasen	10	6	11	17	16	9	12	42
18	Neil Doddridge	10	11	5	16	19	36	49	30
31	Pat O'Toole	10	0	14	14	0	0	0	138
43	Darris Kilgour	6	8	5	13	34	21	35	26
44	Dean Cecconi	10	7	5	12	31	31	38	43
24	Jason Luke	8	5	5	10	8	26	35	34
5	Steve Fannell	10	2	8	10	15	8	9	29
33	Robert Henry	6	3	5	8	6	8	10	8
20	Gary Edmands	1	1	5	6	9	2	4	5
9	Mark Cochrane	10	0	5	5	11	8	11	30
1	Ross Cowie	2	0	2	2	0	0	0	10

#	GOALIES	GP	MIN	W	L	GA	GAA	SV	SV%
31	Pat O'Toole	10	565:34	7	2	113	12.00	375	.768
1	Ross Cowie	2	33:48	1	0	14	25.45	23	.621

## 1996 PLAYOFF SCORING

#	Player	GP	G	A	PTS	PIM	SOG	S	LB
11	John Tavares	2	4	7	11	2	16	19	20
43	Darris Kilgour	2	4	3	7	14	14	16	5
40	Troy Cordingley	2	4	7	11	0	10	15	20
22	Travis Kilgour	2	6	1	7	2	10	11	9
21	Ted Dowling	2	3	4	7	9	18	23	15
18	Neil Doddridge	2	0	4	4	0	5	10	9
44	Dean Cecconi	2	2	2	4	0	5	11	10
31	Pat O'Toole	2	0	2	2	0	0	0	38
32	Jim Veltman	2	0	5	5	0	5	7	35
9	Mark Cochrane	2	1	1	2	0	2	2	4
10	Mike Hasen	2	1	2	3	6	2	2	6
16	Rich Kilgour	2	2	4	6	0	7	8	7
17	Brian Hall	2	1	0	1	0	8	9	15
24	Jason Luke	2	2	4	1	5	2	10	10
4	Tom Phair	2	0	2	3	6	5	8	11
5	Steve Fannell	2	1	2	3	0	3	4	3
#	GOALIES	GP	MIN	W	L	GA	GAA	SV	SV%
31	Pat O'Toole	2	120:00	2	0	20	10.00	75	.789
1	Ross Cowie	0	0:00	0	0	0	0.00	0	.000

## YEAR-BY-YEAR INDIVIDUAL STATISTICS

## 1997 REGULAR-SEASON SCORING

#	Player	GP	G	A	PTS	PIM	SOG	S	LB
11	John Tavares	10	37	29	66	18	119	149	104
43	Darris Kilgour	8	21	21	42	34	48	60	56
21	Ted Dowling	10	22	17	39	26	68	85	56
16	Rich Kilgour	9	9	26	35	22	28	42	43
40	Troy Cordingley	7	13	20	33	18	43	56	28
24	Jason Luke	10	12	15	27	30	33	41	62
4	Tom Phair	10	9	8	17	58	20	22	47
10	Mike Hasen	10	2	14	16	29	11	16	44
9	Neil Doddridge	10	5	10	15	29	29	43	30
17	Brian Hall	10	3	12	15	16	13	19	43
77	Bill Callan	9	7	7	14	23	30	41	22
22	Travis Kilgour	10	4	9	13	13	35	45	35
44	Dean Cecconi	10	9	3	12	16	19	28	34
1	Ross Cowie	10	0	11	11	0	0	0	71
5	Steve Fannell	10	0	8	8	21	1	3	49
3	Ryan Sanderson	10	3	3	6	0	9	9	26
31	Pat O'Toole	8	0	5	5	2	0	0	33
15	Peter Parke	3	2	2	4	2	7	10	10
18	Donald Henry	1	0	0	0	0	0	0	0
33	Robert Henry	1	0	0	0	5	0	0	1
19	Kevin Cox	2	0	0	0	0	1	1	1
#	GOALIES	GP	MIN	W	L	GA	GAA	SV	SV%
31	Pat O'Toole	10	565:34	7	2	113	12.00	375	.768
1	Ross Cowie	2	33:48	1	0	14	25.45	23	.621

## 1997 PLAYOFF SCORING

#	Player	GP	G	A	PTS	PIM	SOG	S	LB
11	John Tavares	2	7	9	16	0	23	29	30
21	Ted Dowling	2	4	3	7	2	14	18	14
43	Darris Kilgour	2	3	4	7	2	16	20	20
24	Jason Luke	2	3	2	5	6	9	10	17
77	Bill Callan	2	3	1	4	5	5	5	3
16	Rich Kilgour	2	2	7	10	2	12	17	17
44	Dean Cecconi	2	2	2	4	4	6	11	11
1	Ross Cowie	2	0	3	3	0	0	0	16
5	Steve Fannell	2	0	4	4	12	2	3	12
10	Mike Hasen	2	1	4	5	2	4	5	15
15	Peter Parke	2	4	0	4	0	14	16	10
22	Travis Kilgour	2	0	3	3	0	1	4	4
17	Brian Hall	2	1	0	1	2	7	7	14
3	Ryan Sanderson	2	0	1	1	2	0	1	1
4	Tom Phair	2	1	1	2	6	3	3	16
9	Neil Doddridge	2	0	1	1	2	1	5	10
#	GOALIES	GP	MIN	W	L	GA	GAA	SV	SV%
1	Ross Cowie	2	117:30	1	1	25	12.82	83	.768
31	Pat O'Toole	0	0:00	0	0	0	0.00	0	.000

## YEAR-BY-YEAR INDIVIDUAL STATISTICS

## 1998 REGULAR-SEASON SCORING

#	Player	GP	G	A	PTS	PIM	SOG	S	LB
43	Darris Kilgour	12	37	30	67	39	101	145	69
11	John Tavares	9	31	25	56	8	110	146	80
40	Troy Cordingley	11	11	31	42	2	62	78	57
22	Travis Kilgour	12	18	23	41	8	64	76	38
16	Rich Kilgour	12	13	26	39	14	66	96	78
24	Jason Luke	11	12	18	30	19	46	58	77
44	Dean Cecconi	12	10	12	22	24	19	28	34
13	John Rosa	11	6	9	15	15	12	15	68
92	Dallas Squire	8	7	6	13	2	31	43	35
10	Mike Hasen	12	2	8	10	17	11	17	33
31	Pat O'Toole	8	0	9	9	0	0	0	81
4	Tom Phair	9	3	5	8	40	23	25	23
25	Nick Trudeau	8	5	1	6	13	20	22	1
5	Steve Fannell	12	3	4	7	26	6	8	49
88	Jason Henhawk	3	4	1	5	0	11	15	6
20	Shaydon Santos	12	3	2	5	16	8	10	31
12	Casey Zaph	3	1	1	2	2	6	7	6
55	Clay Squire	6	0	2	2	13	4	5	19
1	Ross Cowie	9	0	2	2	4	0	0	18
94	Ryan Sanderson	10	0	2	2	6	0	0	18
91	Chris Clark	2	0	1	1	0	1	1	3
89	Derek Graham	1	0	0	0	2	2	2	2
9	Bob Henry	3	0	0	0	7	1	1	8
33	Chris Levis	3	0	0	0	0	0	0	5
#	GOALIES	GP	MIN	W	L	GA	GAA	SV	SV%
31	Pat O'Toole	8	369:00	4	3	78	12.68	211	.730
1	Ross Cowie	9	322:00	1	3	83	15.45	199	.705
33	Chris Levis	3	31:00	1	0	10	19.23	15	.600

## 1998 PLAYOFF SCORING

#	Player	GP	G	A	PTS	PIM	SOG	S	LB
40	Troy Cordingley	1	3	4	7	0	7	8	2
11	John Tavares	1	2	5	7	0	9	11	9
43	Darris Kilgour	1	4	2	6	6	8	8	2
22	Travis Kilgour	1	2	2	4	0	5	6	5
16	Rich Kilgour	1	1	2	3	0	5	6	3
13	John Rosa	1	0	2	2	0	0	0	9
24	Jason Luke	1	0	1	1	4	1	3	9
31	Pat O'Toole	1	0	1	1	0	0	0	11
94	Ryan Sanderson	1	0	1	1	2	1	1	2
44	Dean Cecconi	1	0	0	0	0	7	8	5
92	Dallas Squire	1	0	0	0	2	1	1	1
10	Mike Hasen	1	0	0	0	2	0	0	1
26	Nick Trudeau	1	0	0	0	0	2	2	0
5	Steve Fannell	1	0	0	0	0	0	0	2
21	Shaydon Santos	1	0	0	0	2	0	0	1
1	Ross Cowie	1	0	0	0	4	0	0	
#	GOALIES	GP	MIN	W	L	GA	GAA	SV	SV%
31	Pat O'Toole	1	57:00	0	1	15	15.78	40	.727
1	Ross Cowie	1	3:00	0	0	2	40.00	2	.500

## YEAR-BY-YEAR INDIVIDUAL STATISTICS

## 1999 REGULAR-SEASON SCORING

#	Player	GP	G	A	PTS	PIM	SOG	S	LB
11	John Tavares	12	33	34	67	35	129	157	112
40	Troy Cordingley	10	11	22	33	4	47	12	56
12	Jamie Batley	12	12	19	31	17	46	66	58
16	Rich Kilgour	12	7	23	30	28	52	74	56
22	Travis Kilgour	11	16	13	29	18	54	78	47
43	Darris Kilgour	8	13	16	29	24	55	76	40
53	Chris Panos	8	16	9	25	9	38	50	36
21	Neil Doddridge	11	11	13	24	41	27	43	73
13	John Rosa	12	4	18	22	16	10	15	99
8	Craig Stevenson	6	9	7	16	0	28	9	38
20	Shaydon Santos	11	5	7	12	10	14	5	42
44	Steve Kisslinger	3	4	5	9	2	9	17	18
55	Chris Driscoll	2	3	6	9	0	12	16	17
48	Marty O'Neill	8	0	8	8	6	0	0	82
44	Dean Cecconi	5	4	2	6	6	11	15	18
18	Cam Bomberly	4	2	4	6	0	10	14	11
24	Matt Steinwald	5	2	4	6	2	15	16	22
19	Andy Ogilvie	4	1	5	6	19	8	13	19
4	Brian Silcott	9	0	6	6	2	4	5	39
5	Steve Fannell	12	0	6	6	13	3	3	53
6	Mike Benedict	3	2	3	5	0	18	24	11
1	Matt Disher	6	0	3	3	0	0	0	91
23	Bob Fisher	1	1	1	2	0	5	5	3
33	Brent Rothfuss	2	1	1	2	0	2	2	4
10	Mike Hasen	4	0	2	2	2	1	3	10
28	Jim Vilneff	4	0	2	2	0	1	3	11
98	Mike Mooradian	2	1	0	1	2	3	6	1
2	Ryan McDermott	1	0	1	1	0	3	3	6
34	Chris Clark	1	0	0	0	2	1	1	2
14	Tim Bomberly	2	0	0	0	2	1	1	1
9	Bob Henry	4	0	0	0	8	1	1	1
#	GOALIES	GP	MIN	W	L	GA	GAA	SV	SV%
48	Marty O'Neill	8	385:00	3	3	90	14.01	256	.739
1	Matt Disher	6	331:00	1	5	85	16.44	257	.751

## YEAR-BY-YEAR INDIVIDUAL STATISTICS

## 2000 REGULAR-SEASON SCORING

#	Player	GP	G	A	PTS	PIM	SOG	S	LB
11	John Tavares	12	34	49	83	10	105	156	123
18	Derek Malawsky	12	12	28	33	61	25	95	125
44	Mike Accursi	12	30	18	48	14	89	120	79
51	Shawn Williams	10	21	19	40	4	75	98	68
7	Chris Prat	12	20	15	35	14	55	78	64
93	Chris Driscoll	9	12	23	35	6	54	73	46
17	D'Arcy Sweet	12	15	15	30	21	51	69	95
42	Pat Maddalena	11	12	11	23	8	46	66	52
10	Andy Ogilvie	10	1	14	15	59	7	11	79
16	Rich Kilgour	12	4	9	13	6	15	23	51
4	Mario Lopez	5	6	5	11	6	12	16	26
1	Matt Disher	11	0	11	11	0	0	0	115
22	Travis Kilgour	7	4	6	10	0	11	17	36
24	Chris Seller	10	2	8	10	2	13	26	66
27	Kyle Couling	12	4	3	7	32	8	12	57
20	Shaydon Santos	11	3	4	7	32	13	14	51
66	Scott Hochstadt	4	3	3	6	0	6	11	15
88	Rich Catton	7	2	3	5	4	4	4	17
8	Craig Stevenson	8	1	2	3	4	20	30	24
48	Marty O'Neill	5	0	3	3	0	0	0	34
33	Kevin Brunsch	3	0	1	1	0	1	2	13
14	Shane Wannamaker	1	0	0	0	0	0	0	0
#	GOALIES	GP	MIN	W	L	GA	GAA	SV	SV%
1	Matt Disher	11	522:33	6	3	151	17.35	381	.716
48	Marty O'Neill	5	161:00	2	1	43	16.04	92	.681

## 2000 PLAYOFF SCORING

#	Player	GP	G	A	PTS	PIM	SOG	S	LB
7	Chris Prat	1	3	1	4	0	8	12	5
44	Mike Accursi	1	2	2	4	0	11	18	12
18	Derek Malawsky	1	1	3	4	6	8	15	12
8	Craig Stevenson	1	3	0	3	0	3	7	5
11	John Tavares	1	2	1	3	0	10	11	18
17	D'Arcy Sweet	1	0	3	3	0	1	2	14
16	Rich Kilgour	1	1	1	2	2	2	4	4
10	Andy Ogilvie	1	0	1	1	4	0	0	9
4	Mario Lopez	1	0	0	0	2	2	3	4
22	Travis Kilgour	1	0	0	0	2	1	1	2
24	Chris Seller	1	0	0	0	0	0	1	6
27	Kyle Couling	1	0	0	0	2	2	2	3
20	Shaydon Santos	1	0	0	0	2	0	0	3
88	Rich Catton	1	0	0	0	2	0	0	4
51	Shawn Williams	1	0	0	0	0	0	0	6
#	GOALIES	GP	MIN	W	L	GA	GAA	SV	SV%
48	Marty O'Neill	1	45:30	0	1	8	10.67	24	.750
1	Matt Disher	1	14:30	0	0	5	21.74	7	.583

## YEAR-BY-YEAR INDIVIDUAL STATISTICS

## 2001 REGULAR-SEASON SCORING

#	Player	GP	G	A	PTS	PIM	SOG	S	LB
11	John Tavares	14	51	64	115	14	144	186	159
51	Shawn Williams	14	14	46	31	77	0	134	172
18	Derek Malawsky	12	23	47	70	12	93	118	81
44	Mike Accursi	14	29	25	54	18	94	122	94
93	Chris Driscoll	12	18	22	40	8	68	152	46
42	Pat Maddalena	14	24	13	37	4	69	160	94
17	D'Arcy Sweet	14	14	22	36	10	48	127	97
2	Ryan Powell	13	17	18	35	14	59	86	56
16	Rich Kilgour	14	12	10	22	28	42	55	95
10	Andy Ogilvie	13	1	11	12	51	3	14	88
24	Chris Seller	12	3	7	10	8	23	40	64
6	Rob Kirkby	12	2	8	10	24	13	22	62
90	Phil Wetherup	12	0	9	9	2	0	2	109
48	Derek Collins	5	0	7	7	0	0	0	48
88	Rich Catton	14	2	5	7	30	10	12	44
27	Kyle Couling	14	2	3	5	26	4	6	42
21	Ted Dowling	4	1	4	5	41	8	18	17
77	Brandon Piccarreto	7	0	4	4	4	1	1	31
19	Andy Dudun	2	1	1	2	2	4	4	1
55	Jamie Hackel	4	1	1	2	4	1	2	7
39	Bill Warder	5	1	1	2	10	6	8	14
40	Scott Komer	6	0	2	2	0	0	0	28
8	Sean Holmes	1	0	0	0	0	0	0	1
56	Scott Self	1	0	0	0	2	2	2	1
#	GOALIES	GP	MIN	W	L	GA	GAA	SV	SV%
90	Phil Wetherup	12	479:56	6	4	126	15.78	318	.716
48	Derek Collins	5	195:51	1	2	48	14.77	122	.717
40	Scott Komer	6	157:29	1	0	44	16.79	85	.659

## YEAR-BY-YEAR INDIVIDUAL STATISTICS

## 2002 REGULAR-SEASON SCORING

#	Player	GP	G	A	PTS	PIM	SOG	S	LB
11	John Tavares	16	42	46	88	12	163	210	145
44	Mike Accursi	16	26	20	46	20	102	135	96
23	Pat McCready	16	16	24	40	13	55	68	173
36	Randy Mearns	15	14	24	38	4	50	62	66
42	Pat Maddalena	15	22	14	36	2	81	105	52
16	Rich Kilgour	15	6	22	28	29	38	59	53
22	Ryan Powell	11	13	13	26	5	55	70	52
3	Roy Colsey	6	11	8	19	4	67	89	35
27	Kyle Couling	16	4	15	19	34	12	19	94
32	Chris Langdale	16	3	14	17	32	11	18	60
25	Jonas Derks	5	11	4	15	4	24	32	23
10	Andy Ogilvie	7	3	12	15	16	12	17	69
24	Chris Seller	15	5	8	13	4	30	44	60
30	Steve Dietrich	15	0	12	12	0	0	0	156
13	Marc Landriault	1	2	4	6	0	5	7	4
26	Craig Gelsvik	12	1	4	5	32	4	4	66
15	Kevin Howard	5	1	3	4	2	17	22	10
18	Randy Fraser	4	1	1	2	4	6	8	16
55	Jamie Hackel	10	1	0	1	23	4	4	20
33	Ken Montour	6	0	1	1	0	0	0	24
9	Bob Henry	8	0	0	0	15	0	0	14
33	Chris Levis	10	0	0	0	0	0	0	29
#	GOALIES	GP	MIN	W	L	GA	GAA	SV	SV%
30	Steve Dietrich	15	845:12	7	7	174	12.34	586	.771
33	Ken Montour	6	62:00	1	0	22	21.36	46	.676
33	Chris Levis	10	58:00	0	0	16	16.36	28	.636

## YEAR-BY-YEAR INDIVIDUAL STATISTICS

## 2003 REGULAR-SEASON SCORING

#	Player	GP	G	A	PTS	PIM	SOG	S	LB
11	John Tavares	16	49	58	107	25	157	202	155
13	Jonas Derks	16	33	28	61	38	110	146	91
54	Jason Crosbie	16	25	35	60	14	87	118	103
44	Mike Accursi	15	35	20	55	18	134	176	85
84	Kerry Susheski	15	16	22	38	46	55	89	84
16	Rich Kilgour	16	8	26	34	10	45	69	64
9	Mark Steenhuis	15	16	17	33	35	59	78	128
23	Pat McCready	5	14	15	29	29	48	55	118
49	Aime Caines	15	14	14	28	10	59	87	54
12	Lindsay Plunkett	6	6	9	15	4	25	37	23
34	Duane Jacobs	7	5	7	12	6	21	32	16
30	Steve Dietrich	15	0	10	10	0	0	0	165
24	Chris Seller	14	2	6	8	16	15	23	90
26	Craig Gelsvik	15	0	6	6	41	2	2	64
32	Chris Langdale	14	1	5	6	22	7	7	57
10	Andy Ogilvie	10	1	5	6	56	8	9	55
27	Kyle Couling	15	1	3	4	25	7	12	82
3	Billy Dee Smith	7	2	1	3	46	5	8	24
47	Peter Tavares	2	1	2	3	0	9	12	6
19	Kelly Sullivan	3	2	0	2	4	6	9	9
18	Randy Fraser	3	0	1	1	2	0	1	10
2	Ray Guze	1	0	1	1	0	0	0	5
55	Jamie Hackel	7	0	1	1	35	3	4	22
31	Corey Quinn	7	0	1	1	5	0	0	31
#	GOALIES	GP	MIN	W	L	GA	GAA	SV	SV%
30	Steve Dietrich	15	838:16	11	3	162	11.60	480	.747
31	Corey Quinn	7	121:35	1	1	25	12.18	77	.754

## 2003 PLAYOFF SCORING

#	Player	GP	G	A	PTS	PIM	SOG	S	LB
11	John Tavares	2	5	8	13	0	19	27	16
54	Jason Crosbie	2	3	9	12	7	10	11	6
44	Mike Accursi	2	7	2	9	2	20	28	13
13	Jonas Derks	2	4	3	7	0	16	18	12
34	Duane Jacobs	2	3	2	5	0	6	10	5
49	Aime Caines	2	3	1	4	0	8	14	8
23	Pat McCready	2	1	3	4	2	7	10	13
84	Kerry Susheski	2	1	3	4	2	6	9	5
16	Rich Kilgour	2	1	2	3	4	2	5	6
26	Craig Gelsvik	2	0	3	3	2	1	1	7
9	Mark Steenhuis	2	1	1	2	2	6	7	24
27	Kyle Couling	2	0	2	2	0	2	2	12
24	Chris Seller	2	0	2	2	0	3	3	9
31	Corey Quinn	2	0	2	2	0	0	0	37
10	Andy Ogilvie	2	0	1	1	4	0	0	12
32	Chris Langdale	2	0	0	0	4	0	0	8
30	Steve Dietrich	1	0	0	0	0	0	0	0
18	Randy Fraser	2	0	0	0	4	0	0	4
#	GOALIES	GP	MIN	W	L	GA	GAA	SV	SV%
31	Corey Quinn	2	118:14	1	0	24	12.18	83	.775
30	Steve Dietrich	0	0:00	0	0	0	0.00	0	.000

## YEAR-BY-YEAR INDIVIDUAL STATISTICS

## 2004 REGULAR-SEASON SCORING

#	Player	GP	G	A	PTS	PIM	SOG	S	LB
11	John Tavares	16	49	44	93	25	159	212	118
44	Mike Accursi	16	26	28	54	18	122	167	87
13	Jonas Derks	15	24	30	54	6	96	133	88
9	Mark Steenhuis	16	27	17	44	20	75	98	129
19	Jason Clark	16	14	25	39	4	75	96	65
54	Jason Crosbie	16	19	19	38	14	74	99	81
23	Pat McCready	16	6	20	26	36	21	32	166
8	AJ Shannon	16	9	15	24	9	38	63	71
6	Neal Powless	11	9	10	19	4	35	47	28
49	Aime Caines	7	6	7	13	11	20	25	25
30	Steve Dietrich	12	0	12	12	0	0	0	47
84	Kerry Susheski	3	4	3	7	13	15	17	14
16	Rich Kilgour	13	1	6	7	22	6	9	51
20	Andy Ogilvie	3	2	3	5	34	3	5	24
3	Billy Dee Smith	15	2	2	4	56	8	12	40
63	Thomas Montour	4	3	1	3	4	0	8	5
27	Kyle Couling	12	0	4	4	17	0	1	45
85	Derek General	11	0	4	4	5	0	0	24
97	Bryan Kazarian	4	2	1	3	2	9	12	13
25	Drew Candy	11	2	1	3	54	6	6	15
33	Roy Colsey	2	1	1	2	2	9	18	10
90	Mike Hominuck	2	1	1	2	0	7	8	11
32	Chris Langdale	12	0	2	2	42	2	2	36
17	Kyle Laverty	13	0	2	2	63	1	1	33
18	Randy Fraser	6	0	1	1	15	2	2	12
22	Ryan Powell	1	0	1	1	2	0	1	5
10	Darren Mutch	6	0	0	0	14	3	3	20
31	Corey Quinn	3	0	0	0	0	0	0	0
26	Greg Floris	1	0	0	0	0	0	0	4
#	GOALIES	GP	MIN	W	L	GA	GAA	SV	SV%
85	Derek General	11	488:03	3	4	106	13.04	316	.748
30	Steve Dietrich	12	483:29	5	4	91	11.30	313	.775

## 2004 PLAYOFF SCORING

#	Player	GP	G	A	PTS	PIM	SOG	S	LB
11	John Tavares	3	7	13	20	4	24	33	21
13	Jonas Derks	3	9	6	15	2	18	23	9
44	Mike Accursi	3	6	7	13	2	30	37	16
9	Mark Steenhuis	3	3	7	4	11	2	27	32
54	Jason Crosbie	3	2	8	10	4	11	16	8
8	AJ Shannon	3	4	5	9	2	8	12	11
19	Jason Clark	3	3	2	5	0	7	8	6
97	Bryan Kazarian	3	1	4	5	2	6	7	10
23	Pat McCready	3	2	2	4	0	9	10	24
16	Rich Kilgour	3	1	3	4	8	1	1	11
6	Neal Powless	3	1	2	3	0	3	6	4
30	Steve Dietrich	3	0	3	3	0	0	0	7
17	Kyle Laverty	3	0	2	2	0	1	1	15
20	Andy Ogilvie	3	0	1	1	6	3	5	23
3	Billy Dee Smith	3	0	1	1	4	0	0	11
32	Chris Langdale	3	0	0	0	6	0	1	6
27	Kyle Couling	3	0	0	0	11	1	1	10
85	Derek General	3	0	0	0	0	0	0	0
#	GOALIES	GP	MIN	W	L	GA	GAA	SV	SV%
30	Steve Dietrich	3	174:16	2	1	32	11.03	129	.801
85	Derek General	1	5:44	0	0	1	12.50	3	.750

## YEAR-BY-YEAR INDIVIDUAL STATISTICS

## 2005 REGULAR-SEASON SCORING

#	Players	GP	G	A	PTS	PIM	PPG	SHG	GWG	LB	Shots	SPCT	SOG	FO
11	John Tavares	16	43	59	102	9	13	1	2	126	245	.176	184	0-0
15	Dan Teat	16	26	39	65	24	7	1	1	84	136	.191	105	1-5
9	Mark Steenhuis	16	34	28	62	23	1	3	1	141	145	.234	114	7-10
54	Jason Crosbie	14	20	30	50	10	5	0	1	69	69	.290	56	60-159
99	Delby Powless	13	20	24	44	4	2	0	2	57	104	.192	73	25-58
8	A.J. Shannon	16	25	15	40	8	6	0	3	78	132	.189	100	0-0
49	Amie Caines	13	13	15	28	10	3	0	0	33	67	.194	55	0-0
23	Pat McCready	7	16	23	44	0	0	0	0	77	30	.233	21	0-1
97	Bryan Kazarian	13	1	17	18	20	0	0	0	53	34	.029	26	0-0
90	Mike Hominuck	8	5	7	12	2	0	0	0	36	47	.106	33	0-0
7	Jon Harasym	7	4	7	11	4	1	0	0	43	32	.125	23	0-0
27	Kyle Couling	14	1	8	9	15	0	0	0	54	4	.250	3	0-1
63	Thomas Montour	4	4	4	8	2	0	0	0	24	23	.174	181	5-32
13	Jonas Derks	3	3	5	8	2	0	0	0	12	23	.130	18	7-13
17	Kyle Laverty	16	2	5	7	51	0	0	0	51	6	.333	6	0-0
16	Rich Kilgour	11	2	4	6	18	0	1	0	52	6	.333	3	41-132
5	Clay Hill	16	1	5	6	12	1	0	0	62	15	.067	15	3-11
85	Derek General	8	0	5	5	0	0	0	0	0	0	.000	0	0-0
3	Billy Dee Smith	16	3	1	4	60	0	1	1	37	11	.273	9	0-0
26	Greg Floris	6	1	2	3	6	0	0	0	18	1	1.000	1	0-0
30	Steve Dietrich	15	0	3	3	0	0	0	0	7	0	.000	0	0-0
25	Drew Candy	5	0	3	3	11	0	0	0	10	2	.000	1	0-1
14	Kyle Jamieson	4	1	1	2	0	0	0	0	19	1	1.000	1	4-13
19	Tyler Francey	9	1	0	1	30	0	0	0	38	2	.500	2	6-10
6	Chris White	7	0	1	1	17	0	0	0	22	0	.000	0	0-0
#	GOALIES	GP	MIN	W	L	GA	GAA	SV	SV%					
30	Steve Dietrich	15	749:43	9	4	137	10.96	511	.789					
85	Derek General	8	209:19	2	1	46	13.19	117	.718					

## 2005 PLAYOFF SCORING

#	Players	GP	G	A	PTS	PIM	PPG	SHG	GWG	LB	Shots	SPCT	SOG	FO
9	Steenhuis, Mark	1	5	1	6	0	0	1	0	7	12	.417	9	0-0
8	Shannon, A.J.	1	3	2	5	0	1	0	0	10	7	.429	6	0-0
11	Tavares, John	1	2	3	5	0	1	0	0	9	18	.111	11	0-0
99	Powless, Delby	1	1	4	5	0	0	0	0	2	10	.100	6	0-0
23	McCready, Pat	1	1	2	3	2	1	0	0	9	2	.500	1	0-0
54	Crosbie, Jason	1	0	3	3	0	0	0	0	10	4	.000	1	9-27
15	Teat, Dan	1	1	1	2	0	1	0	0	3	5	.200	3	0-0
49	Caines, Aime	1	1	0	1	0	0	0	0	1	6	.167	4	0-0
63	Montour, Thomas	1	0	1	1	0	0	0	0	3	3	.00	1	0-0
3	Smith, Billy Dee	1	0	0	0	4	0	0	0	1	0	.000	0	0-0
5	Hill, Clay	1	0	0	0	0	0	0	0	5	0	.000	0	0-0
6	White, Chris	1	0	0	0	2	0	0	0	2	0	.000	0	0-0
16	Kilgour, Rich	1	0	0	0	0	0	0	0	2	1	.000	1	2-10
17	Laverty, Kyle	1	0	0	0	2	0	0	0	3	1	.000	1	0-0
27	Couling, Kyle	1	0	0	0	2	0	0	0	3	1	.000	0	0-0
30	Dietrich, Steve	1	0	0	0	0	0	0	0	0	0	.000	0	0-0
85	General, Derek	1	0	0	0	2	0	0	0	0	0	.000	0	0-0
97	Kazarian, Bryan	1	0	0	0	2	0	0	0	3	1	.000	1	0-0
7	Harasym, Jon	0	0	0	0	0	0	0	0	0	0	.000	0	0-0
19	Francey, Tyler	0	0	0	0	0	0	0	0	0	0	.000	0	0-0
25	Candy, Drew	0	0	0	0	0	0	0	0	0	0	.000	0	0-0
26	Floris, Greg	0	0	0	0	0	0	0	0	0	0	.000	0	0-0
90	Hominuck, Mike	0	0	0	0	0	0	0	0	0	0	.000	0	0-0
	x Jamieson, Kyle	0	0	0	0	0	0	0	0	0	0	.000	0	0-0
#	GOALIES	GP	MIN	W	L	GA	GAA	SV	SV%					
30	Steve Dietrich	15	749:43	9	4	137	10.96	511	.789					
85	Derek General	8	209:19	2	1	46	13.19	117	.718					

## YEAR-BY-YEAR INDIVIDUAL STATISTICS

## 2006 REGULAR-SEASON SCORING

#	Players	GP	G	A	PTS	PIM	PPG	SHG	GWG	LB	Shots	SPCT	SOG	FO
11	John Tavares	16	32	53	85	12	7	1	1	95	177	.181	133	0-0
9	Mark Steenhuis	15	34	23	57	22	8	4	4	144	181	.188	147	0-1
15	Dan Teat	15	27	29	56	10	11	0	2	50	102	.265	87	0-0
72	Cory Bomberry	15	21	27	48	22	11	0	2	89	91	.231	69	142-310
99	Delby Powless	15	12	33	45	10	1	2	0	64	91	.132	64	8-25
23	Pat McCready	15	11	15	26	36	0	2	0	154	49	.224	37	0-0
93	Kim Squire	12	13	10	23	12	3	0	1	43	92	.141	71	0-0
8	A.J. Shannon	9	7	16	23	2	2	1	0	44	47	.149	30	0-0
12	Lindsay Plunkett	7	9	9	18	4	2	0	1	21	52	.173	39	0-0
81	Roger Vyse	6	7	8	15	0	1	0	1	26	30	.233	24	0-0
54	Jason Crosbie	7	6	8	14	6	2	0	0	26	27	.222	18	13-51
7	Jon Harasym	9	3	7	10	6	2	0	0	29	26	.115	16	0-0
16	Rich Kilgour	15	2	7	9	8	0	1	0	62	7	.286	6	10-39
6	Chris White	16	0	8	8	51	0	0	0	58	5	.000	2	0-0
30	Steve Dietrich	15	0	7	7	0	0	0	0	13	0	.000	0	0-0
3	Billy Dee Smith	11	5	1	6	45	0	0	0	42	17	.294	15	0-0
27	Kyle Couling	14	2	4	6	26	0	0	0	64	12	.167	9	0-0
5	Clay Hill	11	2	3	5	4	0	0	0	52	11	.182	9	0-1
17	Kyle Laverty	16	0	5	5	46	0	0	0	74	6	.000	4	0-0
32	Chris Langdale	12	0	4	4	6	0	0	0	24	0	.000	0	0-0
97	Bryan Kazarian	11	0	4	4	10	0	0	0	44	11	.000	7	1-2
2	Troy Bonterre	7	0	2	2	38	0	0	0	22	3	.000	1	0-0
29	Ken Montour	4	0	2	2	0	0	0	0	1	0	.000	0	0-0
60	Ryan Avery	3	0	1	1	0	0	0	0	0	0	.000	0	0-0
77	Jeff Shattler	1	0	1	1	0	0	0	0	3	2	.000	2	0-0
12	Kyle Schmelzie	1	0	0	0	0	0	0	0	6	0	.000	0	0-0
#	GOALIES	GP	MIN	W	L	GA	GAA	SV	SV%					
30	Steve Dietrich	15	812:34	10	4	135	9.97	568	.808					
29	Ken Montour	4	116:48	1	1	25	12.84	86	.775					
60	Ryan Avery	3	30:00	0	0	6	12.00	24	.800					

## 2006 PLAYOFF SCORING

#	Players	GP	G	A	PTS	PIM	PPG	SHG	GWG	LB	Shots	SPCT	SOG	FO
99	Delby Powless	3	3	12	15	2	1	0	0	8	12	.250	9	0-0
72	Cory Bomberry	3	3	9	12	5	1	0	0	17	24	.125	16	28-60
11	John Tavares	3	7	4	11	0	1	1	0	13	25	.280	20	0-0
81	Roger Vyse	3	3	6	9	2	1	0	0	9	10	.300	8	0-0
9	Mark Steenhuis	3	5	3	8	0	0	0	2	17	37	.135	27	0-0
15	Dan Teat	3	5	3	8	2	1	1	0	16	20	.250	16	0-0
54	Jason Crosbie	3	3	4	7	0	1	0	0	7	13	.231	10	5-9
93	Kim Squire	3	2	2	4	10	0	0	0	7	19	.105	15	0-0
23	Pat McCready	3	1	3	4	0	0	0	0	27	12	.083	9	0-1
3	Billy Dee Smith	3	1	2	3	25	0	0	0	8	4	.250	4	0-0
2	Troy Bonterre	3	2	0	2	4	0	1	0	3	2	1.000	2	0-0
6	Chris White	3	0	2	2	10	0	0	0	11	1	.000	1	0-0
16	Rich Kilgour	3	0	2	2	4	0	0	0	8	1	.000	0	4-13
27	Kyle Couling	3	0	2	2	2	0	0	0	14	4	.000	2	0-0
30	Steve Dietrich	3	0	2	2	0	0	0	0	0	0	.000	0	0-0
17	Kyle Laverty	3	0	1	1	6	0	0	0	12	1	.000	1	0-0
32	Chris Langdale	3	0	0	0	2	0	0	0	3	0	.000	0	0-0
29	Ken Montour	1	0	0	0	0	0	0	0	0	0	.000	0	0-0
#	GOALIES	GP	MIN	W	L	GA	GAA	SV	SV%					
30	Steve Dietrich	3	162:13	2	0	34	12.58	127	.789					
29	Ken Montour	1	17:47	0	1	2	6.75	12	.857					

## YEAR-BY-YEAR INDIVIDUAL STATISTICS

## 2007 REGULAR-SEASON SCORING

#	Players	GP	G	A	PTS	PIM	PPG	SHG	GWG	LB	Shots	SPCT	SOG	FO
11	John Tavares	15	42	61	103	6	9	2	5	77	161	.261	124	0-0
51	Kevin Dostie	16	29	33	62	15	4	1	3	96	157	.185	112	2-2
15	Dan Teat	16	20	30	50	14	8	0	1	64	113	.177	94	0-0
9	Mark Steenhuis	15	25	24	49	4	4	1	0	108	122	.205	192	2-14
72	Cory Bomberry	15	16	33	49	13	9	0	2	46	85	.188	58	94-171
99	Delby Powless	15	21	22	43	4	11	0	1	50	93	.226	68	9-21
26	Brett Bucktooth	11	12	14	26	14	1	1	0	57	69	.174	46	19-48
54	Jason Crosbie	12	11	14	25	8	2	0	0	53	61	.180	44	57-145
81	Roger Vyse	12	12	12	24	0	2	0	0	46	77	.156	53	0-0
10	Pat McCready	13	5	18	23	25	0	0	0	126	33	.152	22	0-2
16	Rich Kilgour	13	4	8	12	10	0	0	0	34	6	.667	5	6-53
17	Kyle Laverty	15	4	6	10	66	1	0	0	81	9	.444	8	0-0
5	Clay Hill	16	1	7	8	4	0	0	0	60	13	.077	11	0-0
3	Billy Dee Smith	14	0	8	8	29	0	0	0	40	4	.000	4	0-1
6	Chris White	15	0	5	5	51	0	0	0	39	3	.000	3	0-1
30	Steve Dietrich	9	0	5	5	0	0	0	0	3	0	.000	0	0-0
18	Phil Sanderson	6	2	2	4	0	0	0	0	35	5	.400	5	0-1
19	Brenden Thenhaus	4	2	2	4	2	1	0	0	12	14	.143	12	0-0
27	Kyle Couling	16	1	3	4	26	0	0	0	77	6	.167	4	0-0
66	Mike Thompson	10	0	2	2	0	0	0	0	7	0	.000	0	0-0
21	Daryl Seymour	7	0	1	1	4	0	0	0	6	1	.000	0	0-0
2	Troy Bonterre	8	0	0	0	54	0	0	0	10	1	.000	1	0-0
86	Daniel Sams	1	0	0	0	0	0	0	0	0	0	.000	0	0-0
#	GOALIES	GP	MIN	W	L	GA	GAA	SV	SV%					
66	Mike Thompson	10	511:39	5	4	103	12.08	324	.759					
30	Steve Dietrich	9	431:22	5	2	83	11.54	290	.777					
86	Daniel Sams	1	15:00	0	0	2	8.00	7	.788					

## 2007 PLAYOFF SCORING

#	Players	GP	G	A	PTS	PIM	PPG	SHG	GWG	LB	Shots	SPCT	SOG	FO
11	John Tavares	2	5	5	10	2	0	0	1	12	24	.208	20	0-0
51	Kevin Dostie	2	5	3	10	0	2	0	0	10	25	.200	18	0-0
99	Delby Powless	2	2	6	8	2	0	0	0	9	14	.143	12	0-0
15	Dan Teat	2	2	3	5	0	1	0	0	10	15	.133	11	0-0
26	Brett Bucktooth	2	3	2	5	2	0	1	0	6	12	.250	9	0-0
72	Cory Bomberry	2	2	3	5	0	1	0	0	10	15	.133	10	10-20
56	Jason Crosbie	2	3	1	4	0	0	1	0	5	14	.214	10	15-33
5	Clay Hill	2	1	3	4	0	0	0	0	14	1	1.000	1	0-0
6	Chris White	2	0	3	3	6	0	0	0	8	0	.000	0	0-0
9	Mark Steenhuis	2	2	1	3	2	0	0	0	13	20	.100	15	0-0
10	Pat McCready	2	1	1	2	2	0	0	0	11	4	.250	4	0-0
16	Rich Kilgour	2	1	1	2	0	0	1	0	10	2	.500	1	0-2
66	Mike Thompson	2	0	2	2	0	0	0	0	0	0	.000	0	0-0
18	Phil Sanderson	2	0	1	1	0	0	0	0	8	0	.000	0	1-2
3	Billy Dee Smith	2	0	0	0	2	0	0	0	6	0	.000	0	0-0
17	Kyle Laverty	2	0	0	0	2	0	0	0	12	1	.000	0	0-0
27	Kyle Couling	2	0	0	0	0	0	0	0	8	0	.000	0	0-0
#	GOALIES	GP	MIN	W	L	GA	GAA	SV	SV%					
66	Mike Thompson	2	119:36	1	1	21	10.54	90	.811					
30	Steve Dietrich	0	0:00	0	0	0	0.00	0	.000					

## YEAR-BY-YEAR INDIVIDUAL STATISTICS

## 2008 REGULAR-SEASON SCORING

#	Players	GP	G	A	PTS	PIM	PPG	SHG	GWG	LB	Shots	SPCT	SOG	FO
11	John Tavares	16	29	58	87	23	11	4	1	91	153	.190	121	0-0
9	Mark Steenhuis	15	34	41	75	27	4	1	3	121	183	.186	145	0-0
99	Delby Powless	16	18	37	55	10	6	1	1	29	81	.222	63	0-0
72	Cory Bomberry	16	17	38	55	10	6	2	2	59	91	.187	58	94-207
81	Roger Vyse	14	14	21	48	4	9	0	0	48	113	.186	80	0-0
51	Kevin Dostie	10	22	14	36	11	5	0	1	34	104	.212	69	0-0
15	Dan Teat	12	11	23	34	2	2	0	0	38	77	.143	55	0-1
10	Pat McCready	15	8	15	23	44	1	1	0	121	42	.190	32	0-0
2	Ian Llord	15	5	12	17	26	0	0	0	71	14	.357	12	0-0
5	Clay Hill	16	7	5	12	4	0	0	0	85	36	.194	30	0-0
3	Billy Dee Smith	14	7	2	9	58	0	0	0	57	30	.223	20	0-1
44	Mike Accursi	4	6	3	9	0	1	0	0	17	37	.162	27	8-16
17	Kyle Laverty	16	2	7	9	70	1	1	1	63	5	.400	3	0-0
26	Brett Bucktooth	4	4	3	7	4	0	0	0	8	23	.174	16	0-0
6	Chris White	16	3	4	7	59	0	1	0	50	6	.500	4	0-0
18	Phil Sanderson	16	0	7	7	20	0	0	0	92	7	.000	4	31-112
12	Brandon Swamp	8	2	4	6	11	0	0	0	27	8	.250	8	0-0
4	Andrew Lazore	2	3	2	5	0	1	1	0	5	13	.231	9	0-0
24	Kyle Schmelzle	8	2	3	5	9	0	0	0	27	7	.286	5	0-0
16	Rich Kilgour	15	1	3	4	28	1	0	0	29	7	.143	5	1-21
20	Rusty Kruger	3	1	2	3	15	0	0	1	6	5	.200	4	0-0
29	Ken Montour	10	0	3	3	0	0	0	0	4	0	.000	0	0-0
66	Mike Thompson	11	0	2	2	2	0	0	0	5	0	.000	0	0-0
14	Joe Smith	2	0	1	1	0	0	0	0	0	0	.000	0	0-0
84	Brandon Francis	3	0	0	0	0	0	0	0	9	5	.000	3	31-83
86	Daniel Sams	1	0	0	0	0	0	0	0	1	0	.000	0	0-0
#	GOALIES	GP	MIN	W	L	GA	GAA	SV	SV%					
29	Ken Montour	10	480:45	4	5	82	10.23	346	.808					
66	Mike Thompson	14	421:36	5	1	83	11.81	266	.762					
86	Daniel Sams	1	60:00	1	0	8	8.00	60	.882					

## 2008 PLAYOFF SCORING

#	Players	GP	G	A	PTS	PIM	PPG	SHG	GWG	LB	Shots	SPCT	SOG	FO
11	John Tavares	3	5	14	19	0	0	0	0	22	20	.250	17	0-0
9	Mark Steenhuis	3	12	5	17	6	2	0	1	23	42	.286	31	0-0
44	Mike Accursi	3	7	10	17	4	0	0	0	14	30	.233	19	0-1
51	Kevin Dostie	3	9	5	14	2	1	0	2	11	28	.321	18	0-0
81	Roger Vyse	3	2	11	13	0	0	0	0	17	20	.100	8	0-0
26	Brett Bucktooth	3	5	4	9	2	0	2	0	19	17	.294	12	0-1
10	Pat McCready	3	0	8	8	19	0	0	0	23	5	.000	4	0-0
99	Delby Powless	3	2	3	5	4	0	0	0	2	7	.286	5	0-0
3	Billy Dee Smith	3	4	0	4	2	0	1	0	16	6	.667	4	0-3
72	Cory Bomberry	3	3	1	4	4	1	0	0	8	16	.063	9	8-36
17	Kyle Laverty	3	0	2	2	6	0	0	0	11	0	.000	0	0-0
2	Ian Llord	3	0	1	1	28	0	0	0	10	0	.000	0	0-0
5	Clay Hill	3	0	1	1	2	0	0	0	9	0	.000	0	0-0
6	Chris White	3	0	1	1	2	0	0	0	14	0	.000	0	0-0
18	Phil Sanderson	3	0	1	1	4	0	0	0	19	1	.000	0	11-45
66	Mike Thompson	2	0	1	1	0	0	0	0	0	0	.000	0	0-0
16	Rich Kilgour	3	0	0	0	0	0	0	0	7	2	.000	2	0-10
29	Ken Montour	1	0	0	0	0	0	0	0	0	0	.000	0	0-0
#	GOALIES	GP	MIN	W	L	GA	GAA	SV	SV%					
66	Mike Thompson	2	120:00	2	0	25	12.50	85	.773					
29	Ken Montour	1	60:00	1	0	12	12.00	41	.774					

## YEAR-BY-YEAR INDIVIDUAL STATISTICS

## 2009 REGULAR-SEASON SCORING

#	Players	GP	G	A	PTS	PIM	PPG	SHG	GWG	LB	Shots	SPCT	SOG	FO
9	Mark Steenhuis	16	51	50	101	24	3	2	3	117	254	.201	186	0-0
11	John Tavares	16	51	43	94	6	15	1	3	98	143	.357	117	0-0
44	Mike Accursi	16	30	30	60	4	6	1	0	66	152	.197	108	0-0
72	Cory Bomberry	15	15	36	51	11	6	0	0	46	99	.152	62	35-92
81	Roger Vyse	15	27	19	46	0	6	0	2	57	107	.252	76	0-0
19	Sean Greenhalgh	15	15	22	37	0	2	1	0	51	114	.132	82	0-0
51	Kevin Dostie	14	8	18	26	4	1	1	1	28	51	.157	31	4-9
63	Thomas Montour	12	5	15	20	4	0	0	1	90	33	.152	25	0-0
10	Pat McCready	9	4	12	16	24	0	1	0	55	15	.267	11	0-0
28	Clay Hill	14	2	13	15	10	0	0	0	73	21	.095	19	0-0
8	Delby Powless	8	3	11	14	0	0	0	0	10	28	.107	22	0-0
3	Billy Dee Smith	13	5	7	12	33	0	0	0	47	16	.313	15	0-0
18	Phil Sanderson	16	1	11	12	15	0	0	0	137	4	.250	4	33-140
6	Chris White	16	0	8	8	47	0	0	0	66	3	.000	1	1-2
2	Ian Llord	14	1	6	7	23	0	0	0	50	7	.143	4	0-3
24	Kyle Schmelzle	10	2	4	6	6	0	0	0	46	4	.500	3	0-5
26	Brett Bucktooth	1	1	3	4	2	0	0	0	3	1	1.000	1	0-0
29	Ken Montour	12	0	4	4	0	0	0	0	0	0	.000	0	0-0
88	Cody Jacobs	2	1	2	3	0	1	0	0	5	10	.100	8	0-0
16	Rich Kilgour	6	0	3	3	5	0	0	0	19	0	.000	0	0-1
66	Mike Thompson	7	0	2	2	0	0	0	0	0	0	.000	0	0-0
14	Joe Smith	10	0	1	1	4	0	0	0	23	1	.000	0	0-0
84	Brandon Francis	9	0	1	1	40	0	0	0	32	0	.000	0	85-210
12	Brian Croswell	4	0	0	0	42	0	0	0	6	6	.000	6	0-0
#	GOALIES	GP	MIN	W	L	GA	GAA	SV	SV%					
29	Ken Montour	12	651:46	8	3	104	9.57	451	.813					
66	Mike Thompson	7	313:49	2	3	66	12.62	208	.759					

## 2009 PLAYOFF SCORING

#	Players	GP	G	A	PTS	PIM	PPG	SHG	GWG	LB	Shots	SPCT	SOG	FO
11	John Tavares	2	2	6	8	0	0	1	0	10	19	.105	10	0-0
9	Mark Steenhuis	2	4	2	6	2	0	0	1	6	33	.121	26	0-0
19	Sean Greenhalgh	2	2	3	5	0	0	0	0	7	15	.133	9	0-0
72	Cory Bomberry	2	1	4	5	2	0	0	0	2	9	.111	6	1-6
44	Mike Accursi	2	2	2	4	2	1	0	0	9	19	.105	11	0-0
51	Kevin Dostie	2	1	1	2	0	1	0	0	4	11	.091	8	0-0
10	Pat McCready	2	0	2	2	6	0	0	0	16	5	.000	3	0-0
24	Kyle Schmelzle	2	1	0	1	2	0	0	0	5	1	1.000	1	4-26
63	Thomas Montour	2	1	0	1	2	0	0	0	10	5	.200	3	0-0
3	Billy Dee Smith	2	0	1	1	4	0	0	0	8	1	.000	1	0-0
14	Joe Smith	2	0	1	1	2	0	0	0	6	0	.000	0	0-0
28	Clay Hill	2	0	1	1	0	0	0	0	8	2	.000	1	0-0
81	Roger Vyse	2	0	1	1	2	0	0	0	4	13	.000	10	0-0
2	Ian Llord	2	0	0	0	8	0	0	0	8	0	.000	0	0-0
6	Chris White	2	0	0	0	2	0	0	0	4	1	.000	1	0-1
18	Phil Sanderson	2	0	0	0	5	0	0	0	12	0	.000	0	2-6
29	Ken Montour	2	0	0	0	0	0	0	0	0	0	.000	0	0-0
66	Mike Thompson	1	0	0	0	0	0	0	0	0	0	.000	0	0-0
8	Delby Powless	0	0	0	0	0	0	0	0	0	0	.000	0	0-0
12	Brian Croswell	0	0	0	0	0	0	0	0	0	0	.000	0	0-0
16	Rich Kilgour	0	0	0	0	0	0	0	0	0	0	.000	0	0-0
26	Brett Bucktooth	0	0	0	0	0	0	0	0	0	0	.000	0	0-0
84	Brandon Francis	0	0	0	0	0	0	0	0	0	0	.000	0	0-0
#	GOALIES	GP	MIN	W	L	GA	GAA	SV	SV%					
29	Ken Montour	2	104:24	1	1	16	9.20	74	.857					
66	Mike Thompson	1	15:36	0	0	1	3.85	6	.822					

## YEAR-BY-YEAR INDIVIDUAL STATISTICS

## 2010 REGULAR-SEASON SCORING

#	Players	GP	G	A	PTS	PIM	PPG	SHG	GWG	LB	Shots	SPCT	SOG	FO
9	Mark Steenhuis	16	36	54	90	27	11	0	3	99	238	5.62	175	0-0
11	John Tavares	10	21	28	49	22	6	0	0	57	105	4.90	67	0-0
44	Mike Accursi	15	25	19	44	16	6	1	0	49	151	2.93	106	1-7
51	Kevin Dostie	13	16	17	33	0	6	0	0	43	86	2.54	66	2-6
26	Brett Bucktooth	16	16	11	27	13	3	2	0	63	61	1.69	49	0-0
81	Roger Vyse	8	9	18	27	4	0	2	0	31	59	3.38	45	0-0
5	Frank Resetarits	13	11	12	23	0	1	0	0	14	71	1.77	58	0-0
63	Tom Montour	14	9	12	21	26	0	2	0	112	27	1.50	24	0-12
22	Kyle Clancy	6	6	15	21	4	1	1	0	8	33	3.50	22	0-0
7	Jon Harasym	14	4	10	14	32	0	0	0	66	13	1.00	8	14-62
19	Sean Greenhalgh	6	3	9	12	5	0	0	0	13	38	2.00	19	0-0
15	Chris Corbeil	12	3	6	9	2	0	1	0	81	11	0.75	7	0-0
3	Billy Dee Smith	16	4	4	8	48	0	1	0	67	19	0.50	15	0-0
2	Ian Llord	12	1	7	8	53	0	0	0	44	6	0.67	6	0-0
65	Clay Hill	10	0	8	8	4	0	0	0	48	7	0.80	5	0-0
91	Darryl Gibson	11	0	8	8	21	0	0	0	35	3	0.73	3	0-0
23	Steve Priolo	9	0	7	7	22	0	0	0	22	2	0.78	2	0-1
24	Kyle Schmelzle	13	1	5	6	7	0	0	0	66	8	0.46	6	70-178
6	Chris White	14	0	6	6	13	0	0	0	67	4	0.43	3	0-0
93	Chris Driscoll	4	2	3	5	2	0	0	0	10	10	1.25	6	0-0
29	Ken Montour	7	0	4	4	0	0	0	0	7	0	0.57	0	0-0
66	Mike Thompson	8	0	4	4	0	0	0	0	3	0	0.50	0	0-0
18	AJ Shannon	3	1	2	3	2	0	0	0	7	17	1.00	14	0-0
84	Brandon Francis	10	1	2	3	53	0	0	0	13	8	0.30	7	56-138
55	Angus Goodleaf	4	0	2	2	2	0	0	0	2	0	0.50	0	0-0
14	Joe Smith	9	0	1	1	0	0	0	0	19	1	0.11	1	0-0
8	Delby Powless	1	0	0	0	0	0	0	0	3	3	0.00	2	0-0

#	GOALIES	GP	MIN	W	L	GA	GAA	SV	SV%
66	Mike Thompson	11	387:03	5	1	64	9.92	271	.809
29	Ken Montour	7	385:33	2	4	70	10.89	260	.788
55	Angus Goodleaf	13	189:48	1	3	34	10.75	124	.785

## 2010 PLAYOFF SCORING

#	Players	GP	G	A	PTS	PIM	PPG	SHG	GWG	LB	Shots	SPCT	SOG	FO
44	Mike Accursi	1	6	3	9	0	0	0	0	3	13	9.00	10	0-0
9	Mark Steenhuis	1	2	4	6	0	0	0	0	4	13	6.00	10	0-0
81	Roger Vyse	1	1	3	4	0	0	0	0	3	3	4.00	3	0-0
51	Kevin Dostie	1	0	4	4	0	0	0	0	6	2	4.00	1	0-0
26	Brett Bucktooth	1	2	1	3	0	0	0	0	1	8	3.00	4	0-0
11	John Tavares	1	0	2	2	0	0	0	0	5	9	2.00	8	0-0
7	Jon Harasym	1	0	1	1	0	0	0	0	6	1	1.00	1	0-0
3	Billy Dee Smith	1	0	1	1	2	0	0	0	6	0	1.00	0	0-0
15	Chris Corbeil	1	0	0	0	0	0	0	0	12	1	0.00	0	0-0
84	Brandon Francis	1	0	0	0	0	0	0	0	0	0	0.00	0	6-14
91	Darryl Gibson	1	0	0	0	0	0	0	0	5	0	0.00	0	0-0
55	Angus Goodleaf	1	0	0	0	0	0	0	0	0	0	0.00	0	0-0
65	Clay Hill	1	0	0	0	0	0	0	0	2	0	0.00	0	0-0
2	Ian Llord	1	0	0	0	0	0	0	0	1	0	0.00	0	0-0
63	Tom Montour	1	0	0	0	0	0	0	0	2	0	0.00	0	0-0
24	Kyle Schmelzle	1	0	0	0	0	0	0	0	6	0	0.00	0	7-14
66	Mike Thompson	1	0	0	0	2	0	0	0	7	0	0.00	0	0-0

#	GOALIES	GP	MIN	W	L	GA	GAA	SV	SV%
66	Mike Thompson	1	55:02	0	1	13	14.17	29	.609
55	Angus Goodleaf	1	4:58	0	0	0	0.00	4	1.000

## YEAR-BY-YEAR INDIVIDUAL STATISTICS

## 2011 REGULAR-SEASON SCORING

#	Players	GP	G	A	PTS	PIM	PPG	SHG	GWG	LB	Shots	SPCT	SOG	FO
11	John Tavares	16	32	46	78	10	4	1	3	59	172	4.88	131	0-0
9	Mark Steenhuis	16	22	39	61	18	6	2	1	82	175	3.81	122	0-0
17	Tracey Kelusky	16	21	33	54	11	3	0	2	54	137	3.38	102	1-1
20	Chad Culp	15	21	19	40	10	1	0	1	61	107	2.67	88	0-0
81	Roger Vyse	13	16	20	36	2	6	0	0	49	89	2.77	58	1-1
10	Brenden Thenhaus	16	17	18	35	8	0	0	1	42	86	2.19	64	0-0
26	Brett Bucktooth	15	12	19	31	12	4	0	0	45	109	2.07	80	0-0
63	Tom Montour	15	6	11	17	14	0	2	0	104	28	1.13	20	1-1
22	Kyle Clancy	9	5	7	12	4	0	0	0	14	37	1.33	25	0-0
15	Chris Corbeil	16	5	6	11	10	0	1	0	121	16	0.69	15	0-0
6	Chris White	16	0	11	11	14	0	0	0	84	4	0.69	3	2-2
4	Scott Self	15	2	8	10	36	0	0	1	77	14	0.67	9	8-20
5	Frank Resetarits	6	4	3	7	15	2	0	0	16	37	1.17	29	0-0
65	Clay Hill	16	1	6	7	21	0	0	1	43	6	0.44	4	0-1
75	Jay Thorimbert	14	1	5	6	0	0	0	0	81	18	0.43	12	84-170
23	Steve Priolo	14	0	6	6	38	0	0	0	44	6	0.43	5	0-0
7	Jon Harasym	15	2	2	4	36	0	0	0	65	13	0.27	10	4-13
84	Brandon Francis	15	1	3	4	70	0	0	0	14	15	0.27	11	114-184
88	Travis Irving	10	1	2	3	18	0	0	0	20	1	0.30	1	0-0
66	Mike Thompson	14	0	2	2	0	0	0	0	11	0	0.14	0	0-0
55	Angus Goodleaf	5	0	1	1	0	0	0	0	1	0	0.20	0	0-0
2	Ian Llord	10	0	1	1	4	0	0	0	32	1	0.10	1	0-0
0	Ben McCullough	1	0	0	0	7	0	0	0	2	0	0.00	0	0-0
98	Jimmy Purves	1	0	0	0	5	0	0	0	5	0	0.00	0	0-0
19	Darryl Gibson	8	0	0	0	8	0	0	0	24	0	0.00	0	0-0
#	GOALIES	GP	MIN	W	L	GA	GAA	SV	SV%					
66	Mike Thompson	16	763:13	10	3	123	9.67	450	.785					
55	Angus Goodleaf	16	206:01	0	3	35	10.19	115	.767					

## 2011 PLAYOFF SCORING

#	Players	GP	G	A	PTS	PIM	PPG	SHG	GWG	LB	Shots	SPCT	SOG	FO
81	Roger Vyse	2	7	2	9	2	2	0	0	4	20	4.50	15	0-0
11	John Tavares	1	3	4	7	0	2	0	1	3	10	7.00	9	0-0
9	Mark Steenhuis	2	2	5	7	2	0	0	0	7	23	3.50	15	0-0
20	Chad Culp	2	3	3	6	0	0	0	0	9	13	3.00	9	0-0
63	Tom Montour	2	0	6	6	2	0	0	0	21	3	3.00	1	0-0
22	Kyle Clancy	1	4	1	5	0	0	0	0	3	8	5.00	7	0-0
17	Tracey Kelusky	2	2	3	5	0	0	0	0	10	14	2.50	7	0-0
26	Brett Bucktooth	2	0	4	4	0	0	0	0	3	14	2.00	9	0-0
65	Clay Hill	2	1	1	2	0	0	0	0	4	8	1.00	4	0-0
7	Jon Harasym	2	0	2	2	0	0	0	0	7	1	1.00	1	0-0
10	Brenden Thenhaus	2	0	2	2	0	0	0	0	13	6	1.00	5	0-0
55	Angus Goodleaf	1	0	1	1	0	0	0	0	0	0	1.00	0	0-0
15	Chris Corbeil	2	0	1	1	0	0	0	0	19	2	0.50	1	0-0
66	Mike Thompson	2	0	1	1	0	0	0	0	1	0	0.50	0	0-0
6	Chris White	2	0	1	1	6	0	0	0	8	0	0.50	0	0-0
19	Darryl Gibson	2	0	0	0	2	0	0	0	3	0	0.00	0	0-0
88	Travis Irving	2	0	0	0	0	0	0	0	5	0	0.00	0	0-0
2	Ian Llord	2	0	0	0	6	0	0	0	6	0	0.00	0	0-0
23	Steve Priolo	2	0	0	0	4	0	0	0	6	1	0.00	1	0-0
4	Scott Self	2	0	0	0	0	0	0	0	9	0	0.00	0	6-14
75	Jay Thorimbert	2	0	0	0	0	0	0	0	5	4	0.00	2	17-37
#	GOALIES	GP	MIN	W	L	GA	GAA	SV	SV%					
66	Mike Thompson	2	77:12	1	0	16	12.44	59	.787					
55	Angus Goodleaf	2	42:48	0	1	6	8.41	22	.786					

## YEAR-BY-YEAR INDIVIDUAL STATISTICS

## 2012 REGULAR-SEASON SCORING

#	Players	GP	G	A	PTS	PIM	PPG	SHG	GWG	LB	S	Pts/Game	SOG	FO
11	John Tavares	16	41	39	80	8	21	0	3	53	149	5.00	113	0-0
15	Luke Wiles	16	39	31	70	4	18	3	1	71	190	4.38	146	0-1
9	Mark Steenhuis	16	27	35	62	38	1	3	1	75	109	3.88	86	0-1
27	Mat Giles	14	18	31	49	33	5	2	0	43	74	3.50	59	14-33
20	Chad Culp	16	16	30	46	24	4	0	0	59	102	2.88	73	0-0
33	Kevin Buchanan	15	10	19	29	0	0	2	1	63	135	1.93	81	0-0
17	Tracey Kelusky	12	12	16	28	2	1	1	0	37	88	2.33	71	0-0
81	Roger Vyse	9	10	13	23	0	1	0	1	21	55	2.56	36	0-0
4	Scott Self	16	6	11	17	8	1	0	0	78	11	1.06	11	1-11
63	Tom Montour	9	3	9	12	23	0	1	0	72	11	1.33	10	0-1
74	Jeremy Thompson	14	3	6	9	25	0	0	0	72	26	0.64	16	65-140
84	Brandon Francis	10	3	5	8	69	0	0	0	23	17	0.80	9	58-127
98	Jimmy Purves	12	4	3	7	18	1	0	0	41	17	0.58	8	0-0
7	Jon Harasym	16	0	7	7	35	0	0	0	52	4	0.48	3	1-3
6	Chris White	16	0	6	6	27	0	0	0	53	4	0.38	3	0-0
19	Darryl Gibson	8	0	5	5	21	0	0	0	19	0	0.63	0	0-0
23	Steve Priolo	12	2	3	5	35	0	0	0	34	6	0.42	4	0-0
2	Ian Llord	14	1	4	5	12	0	0	0	36	3	0.38	3	0-0
66	Mike Thompson	9	0	5	5	5	0	0	0	0	0	0.56	0	0-1
75	Jay Thorimbert	9	2	2	4	2	0	0	0	73	11	0.44	9	80-139
44	Anthony Cosmo	8	0	4	4	2	0	0	0	9	0	0.50	0	0-0
88	Travis Irving	8	0	3	3	57	0	0	0	11	0	0.38	0	0-0
77	Kyle Sweeney	5	0	2	2	4	0	0	0	20	2	0.40	2	2-2
3	Billy Dee Smith	15	1	1	2	54	0	0	0	40	9	0.13	6	1-1
5	Frank Resetarits	1	0	1	1	0	0	0	0	2	3	1.00	3	0-0
10	Mike McNamara	4	0	1	1	15	0	0	0	11	1	0.25	1	0-0
13	Jeff Cornwall	5	0	1	1	0	0	0	0	7	2	0.20	2	0-0
55	Angus Goodleaf	2	0	0	0	0	0	0	0	0	0	0.00	0	0-0

#	GOALIES	GP	MIN	W	L	GA	GAA	SV	SV%
66	Mike Thompson	16	525:45	4	4	109	12.44	333	.753
44	Anthony Cosmo	10	382:02	3	3	79	12.41	249	.759
55	Angus Goodleaf	6	62:50	0	2	14	13.37	34	.708

## 2012 PLAYOFF SCORING

#	Players	GP	G	A	PTS	PIM	PPG	SHG	GWG	LB	S	Pts/Game	SOG	FO
11	John Tavares	1	2	1	3	0	0	0	0	3	8	3.00	5	0-0
4	Scott Self	1	1	1	2	0	0	0	0	7	3	2.00	3	0-1
20	Chad Culp	1	0	2	2	0	0	0	0	10	3	2.00	3	0-0
17	Tracey Kelusky	1	1	1	2	0	0	0	0	4	13	2.00	12	0-0
33	Kevin Buchanan	1	0	1	1	0	0	0	0	9	6	1.00	3	0-0
27	Mat Giles	1	0	1	1	2	0	0	0	0	6	1.00	3	0-0
2	Ian Llord	1	0	1	1	0	0	0	0	2	0	1.00	0	0-0
15	Luke Wiles	1	1	0	1	0	0	0	0	1	9	1.00	8	0-0
81	Roger Vyse	1	0	1	1	0	0	0	0	4	1	1.00	0	0-0
9	Mark Steenhuis	1	1	0	1	0	0	0	0	10	6	1.00	4	0-0
19	Darryl Gibson	1	0	0	0	2	0	0	0	2	0	0.00	0	0-0
7	Jon Harasym	1	0	0	0	0	0	0	0	4	0	0.00	0	0-0
75	Jay Thorimbert	1	1	0	0	0	0	0	0	3	0	0.00	0	7-16
98	Jimmy Purves	1	0	0	0	0	0	0	0	3	1	0.00	1	0-0
6	Chris White	1	0	0	0	0	0	0	0	5	1	0.00	0	0-0
63	Tom Montour	1	0	0	0	0	0	0	0	17	1	0.00	0	0-0
3	Billy Dee Smith	1	0	0	0	10	0	0	0	3	0	0.00	0	0-0
10	Mike McNamara	1	0	0	0	0	0	0	0	5	0	0.00	0	0-0

#	GOALIES	GP	MIN	W	L	GA	GAA	SV	SV%
44	Anthony Cosmo	1	60:00	0	1	7	7.00	48	.873
66	Mike Thompson	0	0:00	0	0	0	0.00	0	.000

## YEAR-BY-YEAR INDIVIDUAL STATISTICS

## 2013 REGULAR-SEASON SCORING

#	Players	GP	G	A	PTS	PIM	PPG	SHG	GWG	LB	S	Pts/Game	SOG	FO
51	Shawn Williams	16	19	46	65	6	5	0	0	42	109	4.06	79	0-0
10	Aaron Wilson	16	23	23	46	4	7	1	0	53	137	2.88	103	0-0
92	Dhane Smith	15	24	20	44	4	3	0	2	42	153	2.93	113	0-0
11	John Tavares	12	14	25	39	6	7	0	0	38	95	3.25	69	0-0
9	Mark Steenhuis	16	13	26	39	29	0	1	0	71	93	2.44	62	0-0
28	Mike Hominuck	12	14	7	21	6	1	1	1	48	69	1.75	47	0-0
15	Luke Wiles	12	10	11	21	10	6	0	1	30	100	1.75	76	0-0
19	Chad Culp	11	7	14	21	11	1	0	0	54	61	1.75	43	0-0
13	David Brock	15	6	7	13	46	0	0	0	55	23	0.87	15	0-0
75	Jay Thorimbert	16	2	10	12	4	0	0	0	180	19	0.75	13	261-167
20	Derek Hopcroft	4	4	7	11	17	2	0	0	7	29	2.75	17	0-0
37	Nick Cotter	6	4	6	10	19	0	0	0	17	31	1.67	17	0-0
17	Tracey Kelusky	7	4	6	10	19	0	0	1	22	40	1.43	33	0-0
8	Kevin Brownell	7	2	6	8	0	0	1	0	19	13	1.14	7	0-0
90	James Rooney	3	3	4	7	2	1	0	0	6	8	2.33	7	0-0
23	Steve Priolo	16	2	5	7	46	0	0	0	76	14	0.44	11	0-0
4	Scott Self	10	4	2	6	4	0	1	1	32	6	0.60	5	4-8
66	Alexander Kedoh Hill	5	3	3	6	4	0	0	0	32	25	1.20	18	0-0
91	Jordan Critch	5	3	2	5	0	0	0	0	8	16	1.00	12	0-0
44	Anthony Cosmo	11	0	5	5	2	0	0	0	11	0	0.45	0	0-0
18	Glen Bryan	16	3	1	4	11	0	2	0	67	7	0.25	0	0-0
89	Carter Bender	3	1	2	3	0	0	0	0	2	11	1.00	7	0-0
38	Kurtis Wagar	6	0	3	3	0	0	0	0	3	0	0.50	0	0-0
98	Jimmy Purves	8	2	1	3	26	0	0	0	25	10	0.38	8	0-0
14	Mike McNamara	9	0	3	3	4	0	0	0	24	1	0.33	1	0-0
3	Billy Dee Smith	12	2	1	3	37	0	0	0	22	5	0.25	4	0-0
6	Derek Suddons	15	1	1	2	4	0	0	0	33	5	0.13	3	0-0
56	Drew Petkoff	3	0	2	2	0	0	0	0	9	0	0.67	0	0-0
7	Jon Harasym	12	1	1	2	11	0	0	0	28	2	0.17	2	0-0
97	Hayden Smith	4	0	1	1	4	0	0	0	7	1	0.25	1	0-0
27	Mat Giles	2	0	0	0	2	0	0	0	6	9	0.00	5	14-33
#	GOALIES	GP	MIN	W	L	GA	GAA	SV	SV%					
44	Anthony Cosmo	16	628:21	4	4	140	13.37	423	.751					
38	Kurtis Wagar	15	333:51	2	6	68	12.22	169	.713					
38	Scott Komer	1	0:00	0	0	0	0.00	0	.000					

## YEAR-BY-YEAR INDIVIDUAL STATISTICS

## 2014 REGULAR-SEASON SCORING

#	Players	GP	G	A	PTS	PIM	PPG	SHG	GWG	LB	S	Pts/Game	SOG	FO
17	Ryan Benesch	18	25	53	78	10	7	3	1	88	182	4.33	124	0-0
9	Mark Steenhuis	18	31	32	63	21	4	0	1	108	193	3.50	133	0-0
92	Dhane Smith	18	20	39	59	9	3	0	2	79	151	3.28	111	2-6
11	John Tavares	16	24	27	51	31	8	0	2	78	151	3.19	98	0-0
51	Shawn Williams	18	13	36	49	8	4	1	1	44	96	2.72	75	0-0
5	Joe Resetarits	17	25	17	42	2	3	0	1	65	159	2.47	109	0-0
23	Steve Priolo	18	8	18	26	65	0	3	0	99	39	1.44	26	0-0
90	Jamie Rooney	12	8	13	21	4	2	0	0	32	49	1.75	38	0-0
10	Aaron Wilson	8	8	5	13	9	2	1	0	30	60	1.63	48	0-0
19	Chad Culp	17	7	4	11	28	0	0	0	59	38	0.65	28	0-0
75	Jay Thorimbert	18	5	6	11	6	0	1	0	19	17	0.61	15	253-454
55	Mitch Wilde	10	4	7	11	4	0	0	0	32	17	1.10	14	0-0
44	Anthony Cosmo	13	0	10	10	2	0	0	0	16	0	0.77	0	0-0
8	Kevin Brownell	12	3	4	7	12	0	0	0	44	20	0.58	18	0-0
27	Glen Bryan	14	1	6	7	4	0	0	0	72	6	0.50	5	0-0
42	Rory Smith	18	0	6	6	36	0	0	0	56	1	0.33	1	0-0
24	Mitch Jones	4	2	3	5	4	1	0	0	22	21	1.25	13	0-0
22	Andrew Watt	9	3	2	5	23	0	0	0	26	8	0.56	8	0-0
7	Derek Suddons	17	0	5	5	4	0	0	0	51	6	0.29	3	0-0
4	Joel Matthews	2	2	0	2	2	0	0	0	4	11	1.00	9	0-0
13	David Brock	12	1	1	2	16	0	0	0	53	4	0.17	2	0-3
3	Billy Dee Smith	13	0	2	2	29	0	0	0	24	1	0.15	0	0-0
38	Kurtis Wagar	1	0	0	0	0	0	0	0	1	0	0.00	0	0-0
#	GOALIES	GP	MIN	W	L	GA	GAA	SV	SV%					
44	Anthony Cosmo	18	1063:36	8	9	191	10.77	752	.797					
38	Kurtis Wagar	18	25:05	0	1	4	9.57	16	.800					

## 2014 PLAYOFF SCORING

#	Players	GP	G	A	PTS	PIM	PPG	SHG	GWG	LB	S	Pts/Game	SOG	FO
17	Ryan Benesch	4	8	9	17	0	2	0	0	13	44	4.25	27	0-0
9	Mark Steenhuis	4	6	10	16	2	2	0	0	23	40	4.00	24	0-0
92	Dhane Smith	4	7	7	14	0	0	0	1	12	35	3.50	22	0-0
11	John Tavares	4	7	5	12	0	2	0	0	17	27	3.00	20	0-0
5	Joe Resetarits	4	1	4	5	2	0	0	0	12	32	1.25	20	0-0
51	Shawn Williams	4	1	4	5	2	0	0	0	7	5	1.25	5	0-0
19	Chad Culp	4	2	3	5	6	0	0	1	10	8	1.25	6	0-0
90	Jamie Rooney	4	3	1	4	2	0	0	0	3	11	1.00	8	0-0
13	David Brock	4	0	4	4	2	0	0	0	15	2	1.00	2	0-0
7	Derek Suddons	4	0	2	2	4	0	0	0	11	3	0.50	3	0-0
23	Steve Priolo	4	0	2	2	4	0	0	0	24	1	0.50	0	0-0
44	Anthony Cosmo	4	0	2	2	0	0	0	0	2	0	0.50	0	0-0
22	Andrew Watt	4	1	0	1	0	0	0	0	8	3	0.50	3	0-0
75	Jay Thorimbert	4	0	1	1	0	0	0	0	44	0	0.25	0	57-85
42	Rory Smith	4	0	1	1	2	0	0	0	7	0	0.25	0	0-0
55	Mitch Wilde	4	0	1	1	2	0	0	0	8	3	0.25	1	0-0
3	Billy Dee Smith	4	0	0	0	6	0	0	0	7	0	0.00	0	0-0
#	GOALIES	GP	MIN	W	L	GA	GAA	SV	SV%					
44	Anthony Cosmo	4	178:52	2	2	36	12.08	114	.760					
38	Kurtis Wagar	4	0:00	0	0	0	0.00	0	.000					

## YEAR-BY-YEAR INDIVIDUAL STATISTICS

## 2015 REGULAR-SEASON SCORING

#	Players	GP	G	A	PTS	PIM	PPG	SHG	GWG	LB	S	SPCT	SOG	FO
17	Ryan Benesch	18	55	58	113	6	4	4	4	99	240	.229	185	0-0
92	Dhane Smith	18	39	68	107	11	4	3	1	75	254	.154	188	0-0
9	Mark Steenhuis	17	36	59	95	25	4	0	1	68	196	.184	134	0-0
66	Alexander Kedoh Hill	18	23	26	49	30	1	2	0	101	119	.193	86	0-0
19	Chad Culp	16	11	25	36	24	1	2	0	62	91	.121	58	0-0
11	John Tavares	10	12	20	32	6	3	1	0	22	70	.171	52	0-0
2	Jerome Thompson	13	10	14	24	12	1	0	1	35	63	.159	39	0-0
5	Joe Resetarits	10	7	14	21	4	0	0	1	34	90	.078	59	0-0
23	Steve Priolo	18	5	15	20	48	0	0	0	104	26	.192	20	0-0
8	Kevin Brownell	18	6	13	19	11	0	0	1	79	19	.316	16	0-0
44	Anthony Cosmo	17	0	14	14	2	0	0	0	12	1	.000	1	0-0
75	Jay Thorimbert	18	7	6	13	14	0	0	0	246	21	.333	19	338-513
20	Nick Weiss	17	7	5	12	33	0	1	2	92	17	.412	15	1-2
55	Mitch Wilde	18	3	9	12	10	0	0	0	41	24	.125	20	0-0
24	Mitch Jones	3	8	3	11	0	0	0	0	16	14	.571	12	0-0
13	David Brock	15	1	7	8	28	0	0	0	41	7	.143	3	0-0
71	Brandon Goodwin	10	3	4	7	2	0	0	0	17	11	.273	7	1-1
3	Billy Dee Smith	17	1	4	5	53	0	0	0	32	5	.200	3	0-0
7	Derek Suddons	17	1	2	3	2	0	0	0	39	2	.500	2	0-0
22	Andrew Watt	11	1	2	3	21	0	0	0	36	5	.200	4	0-0
4	Jamie Batson	3	0	1	1	0	0	0	0	12	0	.000	0	0-0
91	Corey Fowler	1	0	1	1	0	0	0	0	6	4	.000	4	0-0
65	Davide DiRuscio	3	0	0	0	0	0	0	0	2	1	.000	1	0-0
15	Matthew Bennett	2	0	0	0	2	0	0	0	7	2	.000	1	0-0
#	GOALIES	GP	MIN	W	L	GA	GAA	SV	SV%					
15	Matthew Bennett	1	0:00	0	0	0	0.00	0	.000					
44	Anthony Cosmo	17	1013:41	10	7	191	11.31	681	.781					
65	Davide DiRuscio	14	75:45	1	0	15	11.88	46	.754					

## 2015 PLAYOFF SCORING

#	Players	GP	G	A	PTS	PIM	PPG	SHG	GWG	LB	S	SPCT	SOG	FO
92	Dhane Smith	1	3	5	8	0	1	0	0	6	15	.200	12	0-0
17	Ryan Benesch	1	2	4	6	5	1	0	0	9	15	.133	11	0-0
9	Mark Steenhuis	1	1	4	5	2	0	0	0	5	8	.125	6	0-0
11	John Tavares	1	0	5	5	0	0	0	0	5	9	.000	5	0-0
19	Chad Culp	1	2	0	2	10	1	0	0	6	7	.286	5	0-0
66	Alexander Kedoh Hill	1	2	0	2	4	0	0	0	4	11	.182	7	0-1
24	Mitch Jones	1	0	2	2	0	0	0	0	3	5	.000	4	0-0
20	Nick Weiss	1	1	0	1	2	0	0	0	4	2	.500	2	0-0
3	Billy Dee Smith	1	0	0	0	0	0	0	0	3	0	.000	0	0-0
7	Derek Suddons	1	0	0	0	0	0	0	0	3	0	.000	0	0-0
8	Kevin Brownell	1	0	0	0	0	0	0	0	2	0	.000	0	0-0
13	David Brock	1	0	0	0	0	0	0	0	3	1	.000	1	0-0
22	Andrew Watt	1	0	0	0	2	0	0	0	6	1	.000	1	0-0
23	Steve Priolo	1	0	0	0	0	0	0	0	4	1	.000	1	0-0
44	Anthony Cosmo	1	0	0	0	2	0	0	0	0	0	.000	0	0-0
55	Mitch Wilde	1	0	0	0	0	0	0	0	1	1	.000	0	0-0
65	Davide DiRuscio	1	0	0	0	0	0	0	0	0	0	.000	0	0-0
75	Jay Thorimbert	1	0	0	0	0	0	0	0	14	0	.000	0	20-28
#	GOALIES	GP	MIN	W	L	GA	GAA	SV	SV%					
65	Davide DiRuscio	1	0:31	0	0	0	0.00	0	.000					
44	Anthony Cosmo	1	59:29	0	1	14	14.12	41	.745					

## YEAR-BY-YEAR INDIVIDUAL STATISTICS

## 2016 REGULAR-SEASON SCORING

#	Players	GP	G	A	PTS	PIM	PPG	SHG	GWG	LB	S	SPCT	SOG	FO
92	Dhane Smith	18	72	65	137	9	16	1	5	111	337	.214	247	0-0
17	Ryan Benesch	17	39	53	92	17	8	2	1	101	196	.199	138	0-0
9	Mark Steenhuis	18	34	38	72	36	11	0	3	68	190	.179	132	0-0
66	Alexander Kedoh Hill	15	16	23	39	29	4	1	0	120	100	.160	73	1-2
36	Daryl Veltman	17	14	24	38	2	1	0	0	41	104	.135	72	0-0
93	Anthony Malcom	17	17	21	38	2	1	1	0	59	92	.185	68	0-1
24	Mitch Jones	17	11	22	33	4	0	3	2	119	67	.164	49	0-0
19	Chad Culp	14	9	23	32	14	0	0	1	46	82	.110	56	0-0
8	Kevin Brownell	18	8	14	22	14	0	1	1	101	21	.381	16	0-0
23	Steve Priolo	18	7	12	19	61	0	1	0	112	25	.280	22	0-0
55	Mitch Wilde	13	6	10	16	10	0	0	0	42	14	.429	12	0-0
13	David Brock	18	7	8	15	11	0	1	0	79	24	.292	19	0-1
20	Nick Weiss	10	6	4	10	17	0	1	0	78	17	.353	12	11-33
44	Anthony Cosmo	14	0	9	9	0	0	0	0	12	1	.000	1	0-0
12	Mitch de Snoo	16	1	7	8	8	0	0	0	98	14	.071	10	0-0
75	Jay Thorimbert	17	1	6	7	7	0	0	0	129	9	.111	5	289-500
21	Tyler Ferreira	4	2	4	6	0	0	0	0	12	31	.065	25	0-0
2	Jerome Thompson	2	0	5	5	0	0	0	0	4	10	.000	7	0-0
15	Matthew Bennett	13	0	5	5	14	0	0	0	66	3	.000	3	0-1
65	Davide DiRuscio	8	0	2	2	4	0	0	0	2	0	.000	0	0-0
88	Craig England	1	0	2	2	0	0	0	0	1	0	.000	0	0-0
3	Billy Dee Smith	15	0	1	1	49	0	0	0	15	2	.000	2	0-0
4	Jamie Batson	1	0	1	1	0	0	0	0	2	0	.000	0	0-0
5	Adam Will	2	1	0	1	2	0	0	0	1	2	.500	2	0-0
22	Andrew Watt	7	0	1	1	2	0	0	0	17	4	.000	2	0-0
#	GOALIES	GP	MIN	W	L	GA	GAA	SV	SV%					
44	Anthony Cosmo	18	711:00	8	2	139	11.73	501	.783					
65	Davide DiRuscio	18	376:08	5	3	47	11.8	265	.782					

## 2016 PLAYOFF SCORING

#	Players	GP	G	A	PTS	PIM	PPG	SHG	GWG	LB	S	SPCT	SOG	FO
92	Smith, Dhane	4	13	14	27	2	2	1	1	14	84	.155	63	0-0
17	Benesch, Ryan	4	10	12	22	4	4	0	1	32	54	.185	43	0-0
66	Hill, Alex Kedoh	4	10	4	14	7	3	0	0	25	25	.400	20	0-0
19	Culp, Chad	4	4	9	13	6	0	0	0	11	25	.160	15	0-0
9	Steenhuis, Mark	4	6	5	11	6	1	0	0	18	39	.154	29	0-0
93	Malcom, Anthony	4	5	2	7	2	0	0	0	12	25	.200	17	0-0
24	Jones, Mitch	4	2	5	7	0	0	0	0	25	13	.154	9	0-0
20	Weiss, Nick	4	1	5	6	4	0	0	0	22	7	.143	5	1-3
8	Brownell, Kevin	4	1	4	5	0	0	0	0	27	3	.333	1	0-0
75	Thorimbert, Jay	4	1	2	3	0	0	0	0	41	5	.200	3	73-115
22	Watt, Andrew	4	1	1	2	2	0	0	0	20	3	.333	1	0-0
13	Brock, David	4	0	2	2	21	0	0	0	22	4	.000	2	0-0
36	Veltman, Daryl	4	0	2	2	0	0	0	0	9	16	.000	13	0-0
44	Cosmo, Anthony	4	0	2	2	0	0	0	0	8	0	.000	0	0-0
23	Priolo, Steve	4	0	1	1	2	0	0	0	19	2	.000	1	0-0
3	Smith, Billy Dee	4	0	0	0	6	0	0	0	2	0	.000	0	0-0
12	de Snoo, Mitch	4	0	0	0	10	0	0	0	20	0	.000	0	0-0
#	GOALIES	GP	MIN	W	L	GA	GAA	SV	SV%					
44	Anthony Cosmo	4	240:00	2	2	47	11.75	164	.777					
65	Davide DiRuscio	4	0:00	0	0	0	0.00	0	.000					

## YEAR-BY-YEAR INDIVIDUAL STATISTICS

## 2017 REGULAR-SEASON SCORING

#	Players	GP	G	A	PTS	PIM	PPG	SHG	GWG	LB	S	SPCT	SOG	FO
92	Smith, Dhane	14	30	51	81	8	9	1	0	63	199	.151	132	0-2
24	Jones, Mitch	18	31	38	69	2	5	1	0	93	176	.176	124	0-0
17	Benesch, Ryan	14	33	35	68	7	9	1	0	62	157	.210	118	0-0
9	Steenhuis, Mark	18	24	43	67	32	7	0	1	67	170	.141	113	0-3
14	Saunders, Pat	10	17	6	23	2	4	0	1	25	120	.142	88	0-0
25	Self, Brad	12	13	23	36	4	1	0	1	75	64	.203	47	0-0
66	Hill, Alex Kedoh	14	12	20	32	22	3	1	1	85	86	.140	55	0-1
93	Malcom, Anthony	9	12	19	31	0	1	5	0	29	72	.167	48	9-17
88	England, Craig	12	17	7	24	6	2	0	0	23	41	.415	38	0-0
23	Priolo, Steve	18	7	15	22	27	0	2	1	131	30	.233	25	0-0
10	Riorden, Blaze	9	13	19	0	1	0	0	2	0	42	.143	29	0-0
8	Brownell, Kevin	18	4	12	16	10	0	0	0	92	21	.190	18	0-1
12	de Snoo, Mitch	18	3	12	15	42	0	0	1	111	8	.375	4	0-1
22	Watt, Andrew	14	3	6	9	14	0	0	0	39	8	.375	4	0-0
20	Weiss, Nick	9	3	6	9	21	0	1	0	41	10	.300	8	21-50
36	Veltman, Daryl	4	3	4	7	0	3	0	0	14	20	.150	18	0-0
18	Edwards, Tim	12	2	5	7	2	0	0	0	67	3	.667	2	184-344
5	Will, Adam	13	1	5	6	2	0	0	0	38	4	.250	4	0-0
13	Brock, David	17	3	2	5	22	0	0	0	80	18	.167	13	3-17
15	Bennett, Matthew	14	1	3	4	21	0	0	0	54	10	.100	8	0-0
55	Wilde, Mitch	6	1	3	4	16	0	0	0	28	6	.167	6	50-111
44	Cosmo, Anthony	14	0	3	3	4	0	0	0	5	0	.000	0	0-0
65	DiRuscio, Davide	11	0	1	1	6	0	0	0	8	0	.000	0	0-0
61	Brochu, Bryce	2	0	1	1	0	0	0	0	1	4	.000	3	0-0
71	Jonathan, Brier	1	0	1	1	0	0	0	0	2	2	.000	1	0-0
21	Martin, Justin	15	0	0	0	4	0	0	0	30	2	.000	1	0-0
3	Smith, Billy Dee	14	0	0	0	37	0	0	0	25	1	.000	1	0-0
49	Point, Craig	1	0	0	0	0	0	0	0	2	8	.000	4	3-5
#	GOALIES	GP	MIN	W	L	GA	GAA	SV	SV%					
44	Anthony Cosmo	18	583:01	5	6	132	13.58	437	.768					
65	Davide DiRuscio	18	498:23	1	6	116	13.97	341	.746					

## YEAR-BY-YEAR INDIVIDUAL STATISTICS

## 2017-18 REGULAR-SEASON SCORING

#	Players	GP	G	A	PTS	PIM	PPG	SHG	GWG	LB	S	SPCT	SOG	FO
92	Smith, Dhane	18	37	68	105	0	9	2	0	95	248	.149	182	0-0
24	Jones, Mitch	18	38	43	81	8	10	1	1	116	239	.159	173	0-0
78	Durston, Jordan	18	24	41	65	15	6	1	1	79	128	.188	89	0-0
22	Byrne, Josh	18	26	37	63	9	3	0	1	72	164	.159	109	0-0
98	Crawford, Callum	9	18	22	40	16	4	0	0	29	84	.214	62	0-0
15	Evans, Shawn	8	16	16	32	8	3	0	0	42	124	.129	89	0-0
28	Harris, Vaughn	14	18	14	32	6	6	0	2	105	90	.200	64	162-338
20	Weiss, Nick	18	9	13	22	23	0	2	1	114	29	.310	22	39-114
88	England, Craig	14	9	11	20	25	1	0	0	29	45	.200	35	0-0
23	Priolo, Steve	18	3	16	19	45	0	2	0	138	31	.097	23	0-0
12	de Snoo, Mitch	16	3	12	15	39	0	0	0	127	27	.111	20	0-0
95	Fraser, Chase	9	8	6	14	8	1	0	0	41	55	.145	37	47-93
9	Steenhuis, Mark	11	4	9	13	10	1	0	0	30	25	.160	18	0-0
94	Wagner, Ryan	15	1	10	11	2	0	0	0	77	11	.091	8	0-0
8	Brownell, Kevin	18	6	4	10	15	1	0	1	105	16	.375	13	0-0
14	Saunders, Pat	4	3	4	7	0	0	0	1	8	27	.111	21	0-0
14	Hoggarth, Thomas	11	3	1	4	15	0	1	0	16	6	.500	5	0-0
81	Fournier, Ryan	1	0	0	0	0	0	0	0	4	5	.000	1	0-0
19	Reid, Zac	17	1	4	5	8	1	0	0	45	10	.100	5	0-0
21	Martin, Justin	18	2	1	3	0	0	0	0	37	10	.200	6	0-0
37	Patten, Liam	5	2	1	3	0	0	0	0	9	4	.500	2	0-0
4	Schott, Ethan	9	0	3	3	15	0	0	0	35	6	.000	6	0-0
71	Herreweyers, Zach	1	1	0	1	0	0	0	0	4	6	.167	6	0-0
45	Acton, Reid	10	0	0	0	12	0	0	0	15	1	.000	1	0-0
15	Bennett, Matthew	5	0	0	0	2	0	0	0	27	5	.000	5	0-0
96	OBrien, Bill	3	0	0	0	4	0	0	0	5	0	.000	0	0-0
65	DiRuscio, Davide	1	0	0	0	0	0	0	0	0	0	.000	0	0-0

#	GOALIES	GP	MIN	W	L	GA	GAA	SV	SV%
27	Buque, Alex	18	709:41	6	6	153	12.94	515	.771
65	Higgins, Zach	16	373:23	2	4	81	13.02	254	.758
65	DiRuscio, Davide	2	0:31	0	0	1	116.13	0	.000

## YEAR-BY-YEAR INDIVIDUAL STATISTICS

## 2018-19 REGULAR-SEASON SCORING

#	Players	GP	G	A	PTS	PIM	PPG	SHG	GWG	LB	S	SPCT	SOG	FO
92	Smith, Dhane	16	32	70	102	8	8	0	2	72	201	.159	141	0-0
15	Evans, Shawn	17	28	66	94	17	10	1	2	69	204	.137	147	0-0
45	Small, Corey	17	36	38	74	2	14	0	0	75	231	.156	163	0-0
91	Hoggarth, Thomas	17	29	32	61	4	5	1	1	90	126	.230	93	0-0
78	Durston, Jordan	18	15	32	47	14	4	0	0	64	104	.144	66	0-0
2	Cloutier, Chris	8	12	10	22	0	2	0	1	29	70	.171	49	0-0
95	Fraser, Chase	16	29	15	44	10	1	1	3	84	139	.209	109	123-252
22	Byrne, Josh	9	13	29	42	2	0	1	2	33	89	.146	59	0-0
4	MacKay, Ian	18	11	21	32	8	0	1	0	88	57	.193	40	32-77
23	Priolo, Steve	18	11	15	26	21	1	1	2	135	29	.379	24	0-0
20	Weiss, Nick	18	5	9	14	41	1	0	0	107	31	.161	24	62-163
12	de Snoo, Mitch	17	5	9	14	25	0	0	0	131	38	.132	33	0-0
8	Brownell, Kevin	17	3	11	14	4	0	0	0	74	18	.167	15	0-0
37	O'Connor, Ethan	18	6	7	13	4	0	0	0	35	16	.375	12	1-1
81	Gilray, Matt	18	3	2	5	11	0	0	1	69	13	.231	10	0-0
25	Spanger, Matt	12	1	4	5	4	0	0	0	41	8	.125	5	0-0
7	Sweeting, Bryce	15	1	3	4	27	0	0	0	49	6	.167	6	3-10
71	Herreweyers, Zach	2	2	1	3	0	0	0	0	8	15	.133	12	0-0
39	Harnett, Jon	8	0	2	2	10	0	0	0	13	0	.000	0	0-0
32	Bridle, Dallas	1	0	2	2	0	0	0	0	3	0	.000	0	0-0
21	Martin, Justin	18	1	0	1	10	0	0	0	33	5	.200	4	0-0
19	Bennett, Matthew	4	1	0	1	2	0	0	0	13	3	.333	3	0-0
94	Wagner, Ryan	4	0	0	0	0	0	0	0	14	1	.000	1	0-0
#	GOALIES	GP	MIN	W	L	GA	GAA	SV	SV%					
48	Vinc, Matt	18	1036:24	14	2	173	10.02	705	.803					
33	Higgins, Zach	18	51:53:00	0	2	13	15.03	47	.783					

## 2018-19 PLAYOFF SCORING

#	Players	GP	G	A	PTS	PIM	PPG	SHG	GWG	LB	S	SPCT	SOG	FO
92	Smith, Dhane	4	5	16	21	0	1	0	0	14	47	.106	36	0-0
15	Evans, Shawn	4	8	12	20	2	2	0	1	14	52	.154	34	0-0
45	Small, Corey	4	9	5	14	0	5	0	0	12	49	.184	37	0-0
22	Byrne, Josh	4	3	7	10	2	0	0	0	15	30	.100	17	0-0
23	Priolo, Steve	4	2	8	10	2	0	1	0	37	7	.286	5	0-0
2	Cloutier, Chris	2	2	6	8	0	0	0	0	6	17	.118	12	0-0
95	Fraser, Chase	4	7	0	7	10	3	0	1	21	42	.167	33	32-50
78	Durston, Jordan	4	3	3	6	2	1	0	0	15	21	.143	20	0-0
25	Spanger, Matt	4	2	1	3	2	0	0	0	12	4	.500	3	0-0
91	Hoggarth, Thomas	2	0	3	3	0	0	0	0	6	11	.000	7	0-0
4	MacKay, Ian	4	1	1	2	12	0	0	0	15	9	.111	6	0-1
7	Sweeting, Bryce	4	1	1	2	2	0	0	0	11	3	.333	2	0-0
8	Brownell, Kevin	4	1	1	2	0	0	0	0	22	3	.333	3	0-0
20	Weiss, Nick	4	1	1	2	4	0	0	0	16	5	.200	4	22-47
48	Vinc, Matt	4	0	2	2	0	0	0	0	2	0	.000	0	0-0
81	Gilray, Matt	4	0	2	2	0	0	0	0	15	5	.000	5	0-0
12	de Snoo, Mitch	4	0	1	1	14	0	0	0	28	4	.000	2	0-0
21	Martin, Justin	4	0	1	1	0	0	0	0	4	0	.000	0	0-0
37	O'Connor, Ethan	3	0	1	1	2	0	0	0	10	1	.000	1	0-0
33	Higgins, Zach	1	0	0	0	0	0	0	0	0	0	.000	0	0-0
39	Harnett, Jon	1	0	0	0	0	0	0	0	4	0	.000	0	0-0
#	GOALIES	GP	MIN	W	L	GA	GAA	SV	SV%					
33	Higgins, Zach	4	2:14	0	0	0	.00	2	1.000					
48	Vinc, Matt	4	238:57	2	2	37	9.29	160	.812					

## ALL-TIME REGULAR-SEASON INDIVIDUAL SCORING

## A

Player/Seasons	GP	G	A	PTS	PIM	Unif. No.
Accursi, Mike (00-04, 08-10)	108	207	163	370	108	44
Acton, Reid (18)	10	0	0	0	12	45
Aird, Stu (93-95)	24	24	35	59	18	36
Alexander, Kevin (92-93)	14	35	10	45	7	26
Avery, Ryan (06)	3	0	1	1	0	60

## B

Player/Seasons	GP	G	A	PTS	PIM	Unif. No.
Batley, Jamie (95-99)	20	16	24	40	33	12, 15
Batson, Jamie (15-16)	4	0	2	2	0	4
Bender, Carter (13)	3	1	2	3	0	89
Benedict, Mike (99)	3	2	3	5	0	6
Benesch, Ryan (14-17)	67	152	199	351	40	17
Bennett, Matthew (15-19)	38	2	8	10	41	15, 19
Bissell, Jim (92-93)	10	4	4	8	4	21
Bomberry, Cam (99)	4	2	4	6	0	18
Bomberry, Cory (06-09)	62	69	134	203	56	72
Bomberry, Tim (99)	2	0	0	0	2	14
Bonterre, Troy (06-07)	15	0	2	2	92	2
Bridle, Dallas (19)	1	0	2	2	0	32
Brochu, Bryce (17)	2	0	1	1	0	61
Brock, David (13-17)	77	18	25	43	123	13
Brownell, Kevin (13-19)	108	32	64	96	71	8
Brunsch, Kevin (00)	3	0	1	1	0	33
Bryan, Glen (13-14)	30	4	7	11	15	18, 27
Buchanan, Kevin (12)	15	10	19	29	0	33
Bucktooth, Brett (07-11)	47	45	50	95	45	26
Buque, Alex (18)	18	0	1	1	2	27
Burnam, Mark (92-93)	11	2	5	7	8	12
Byrne, Josh (18-19)	27	39	66	105	11	22

## C

Player/Seasons	GP	G	A	PTS	PIM	Unif. No.
Caines, Aime (03-05)	35	33	36	69	31	49
Callan, Bill (97)	9	7	7	14	23	77
Candy, Drew (04-05)	16	2	4	6	65	25
Catton, Rich (00-01)	21	4	8	12	34	88
Cecconi, Dean (95-99)	45	36	25	61	79	44
Clancy, Kyle (10-11)	15	11	22	33	8	22
Clark, Chris (98-99)	3	0	1	1	2	91, 34
Clark, Jason (02, 04)	21	19	27	46	6	61, 19
Cloutier, Chris (19)	8	12	10	22	0	2
Cochrane, Mark (94-95)	11	4	9	13	21	9
Collins, Derek (01)	5	0	7	7	0	48
Colsey, Roy (02, 04)	8	12	9	21	6	3, 33
Corbeil, Chris (10-11)	28	8	12	20	12	15
Cordingley, Troy (93-99)	61	96	137	233	103	40
Cornwall, Jeff (12)	5	0	1	1	0	13
Cosmo, Anthony (12-17)	92	0	45	45	12	44
Cotter, Nick (13)	6	4	6	10	19	37
Couling, Kyle (00-07)	113	15	43	58	201	27
Cowie, Ross (92-98)	47	0	26	26	20	1
Cox, Kevin (96-97)	2	0	0	0	0	19
Crawford, Callum (18)	9	15	20	35	15	98
Critch, Jordan (13-14)	5	3	2	5	0	91
Crosbie, Jason (03-05, 06-07)	65	81	106	187	52	54
Croswell, Brian (09)	4	0	0	0	42	12
Culp, Chad (11-16)	89	71	115	186	111	20, 19

## ALL-TIME REGULAR-SEASON INDIVIDUAL SCORING

## D

Player/Seasons	GP	G	A	PTS	PIM	Unif. No.
Day, Paul (92)	8	3	4	7	16	46
de Snoo, Mitch (16-19)	67	12	40	52	114	12
Derks, Jonas (02-05)	39	71	67	138	58	25, 13
Dietrich, Steve (02-07)	83	0	48	48	0	30
DiRuscio, Davide (15-18)	45	0	3	3	10	65
Disher, Matt (99-00)	17	0	14	14	0	1
Doddridge, Neil (96-97, 99)	31	27	28	55	89	21, 18, 9
Dostie, Kevin (07-10)	54	75	82	157	30	51
Dowling, Ted (96-97, 01)	24	46	37	83	48	21
Driscoll, Chris (99-02, 10)	37	49	85	134	2	55, 93
Dudun, Andy (01)	2	1	1	2	2	19
Durston, Jordan (18-19)	36	39	73	112	29	78

## E

Player/Seasons	GP	G	A	PTS	PIM	Unif. No.
Edmonds, Gary (96)	1	1	5	6	9	20
Edwards, Tim (17)	12	2	5	7	2	18
Emmick, Tom (92-93)	13	5	3	8	29	37
England, Craig (16-18)	27	26	20	46	31	88
Evans, Shawn (18-19)	25	44	82	126	25	15

## F

Player/Seasons	GP	G	A	PTS	PIM	Unif. No.
Fannel, Steve (96-99)	44	5	26	31	75	5
Ferreira, Tyler (16)	4	2	4	6	0	21
Fisher, Bob (99)	1	1	1	2	0	23
Floris, Greg (04-05)	7	1	2	3	6	26
Fournier, Ryan (18)	1	0	0	0	0	81
Fowler, Corey (15)	1	0	1	1	0	91
Francey, Tyler (05)	9	1	0	1	30	19
Francis, Brandon (08-12)	47	5	11	16	226	84
Fraser, Chase (18-19)	25	37	21	58	18	95
Fraser, Randy (02-04)	13	1	3	4	21	18

## G

Player/Seasons	GP	G	A	PTS	PIM	Unif. No.
Gelsvik, Craig (02-03)	27	1	10	11	73	26
General, Derek (04-05)	24	0	9	9	5	85
General, Miles (93)	6	1	0	1	10	6
Gerrie, Bill (92-95)	23	0	10	10	7	39
Gibson, Darryl (10-12)	27	0	13	13	40	91, 19
Giles, Mat (12-13)	16	18	31	49	35	27
Gilray, Matt (19)	18	3	2	5	11	81
Goodleaf, Angus (10-12)	11	0	3	3	2	55
Graham, Derek (98)	1	0	0	0	2	89
Greenhalgh, Sean (08-10)	21	18	31	49	5	19
Guze, Ray (03)	1	0	1	1	0	2

## H

Player/Seasons	GP	G	A	PTS	PIM	Unif. No.
Hackel, Jamie (01-03)	21	2	2	4	62	55
Hall, Brian (92-97)	51	34	64	98	103	17
Hamley, Bob (92-95)	31	44	61	105	45	28
Harasym, Jon (05-06, 10-13)	73	14	34	48	128	7
Hardill, Jeff (94)	8	2	6	8	12	21
Harnett, Jon (19)	8	0	2	2	10	39
Harris, Vaughn (18)	14	18	14	32	6	28

## ALL-TIME REGULAR-SEASON INDIVIDUAL SCORING

## H

Player/Seasons	GP	G	A	PTS	PIM	Unif. No.
Hasen, Mike (96-99)	36	10	35	45	64	10
Henhawk, Jason (98)	3	4	1	5	0	88
Henry, Bob (93-99, 02)	27	4	7	11	45	33, 9
Henry, Donald (97)	1	0	0	0	0	18
Herreweyers, Zach (18-19)	3	3	1	4	0	71
Higgins, Zach (18-19)	34	0	4	4	0	33, 65
Hill, Alex Kedoh (13-17)	52	54	64	118	85	66
Hill, Clay (05-11)	99	14	47	61	59	5, 28, 65
Hiltz, Gerry (92)	7	10	9	19	17	6
Hochstadt, Scott (00)	4	3	3	6	0	66
Hoggarth, Thomas (18-19)	28	32	33	65	19	14, 91
Holmes, Sean (01)	1	0	0	0	0	8
Hominuck, Mike (04-05, 13)	22	20	15	35	18	90, 28
Hopcroft, Derek (13)	4	4	7	11	17	20
Howard, Kevin (02)	5	1	3	4	2	15

## I

Player/Seasons	GP	G	A	PTS	PIM	Unif. No.
Irving, Travis (11-12)	18	1	5	6	75	88

## J

Player/Seasons	GP	G	A	PTS	PIM	Unif. No.
Jacobs, Cody (09)	2	1	2	3	0	88
Jacobs, Duane (03)	7	5	7	12	6	34
Jamieson, Kyle (05)	4	1	1	2	0	14
Johnston, Grant (95)	4	1	0	1	7	10
Jonathan, Brier (17)	1	0	1	1	0	71
Jones, Mitch (14-18)	60	90	109	199	18	24
Jutzin, Carl (93)	3	1	2	3	2	46

## K

Player/Seasons	GP	G	A	PTS	PIM	Unif. No.
Kazarian, Bryan (04-06)	28	3	22	25	32	97
Keenan, Derek (92-93)	16	48	35	83	13	45
Kelusky, Tracey (11-13)	35	37	55	92	22	17
Kerr, Bill (92-94)	8	0	1	1	4	13
Kilgour, Darris (92-99)	62	128	127	255	257	35, 43
Kilgour, Rich (92-09)	200	94	223	317	273	33, 16
Kilgour, Travis (95-00)	51	54	60	114	55	37, 22
Kirkby, Rob (01-02)	22	5	20	25	46	6
Kisslinger, Steve (99)	3	4	5	9	2	44
Komer, Scott (01, 13)	7	0	2	2	0	56, 38
Kruger, Rusty (08)	3	1	2	3	15	20

## L

Player/Seasons	GP	G	A	PTS	PIM	Unif. No.
Landriault, Marc (02)	1	2	4	6	0	13
Langdale, Chris (02-04, 06)	54	4	25	29	101	32
Lantzy, Jon (93)	1	0	0	0	2	14
Laub, Derek (94-95)	12	8	5	13	6	7
Lavery, Kyle (04-08)	76	8	25	33	296	17
Lazore, Andrew (08)	2	3	2	5	0	4
Lay, Glen (93-95)	16	12	7	19	12	5
Leies, Tyson (94)	7	6	3	9	19	49
Levis, Chris (98, 02)	13	0	0	0	0	77, 33
Llord, Ian (08-12)	65	8	30	38	118	2
Lopez, Mario (00)	5	6	5	11	6	4
Luke, Jason (96-98)	29	29	38	67	57	24

# 2019-20 MEDIA GUIDE

# BUFFALO BANDITS

## ALL-TIME REGULAR-SEASON INDIVIDUAL SCORING

### M

Player/Seasons	GP	G	A	PTS	PIM	Unif. No.
MacKay, Ian (19)	18	11	21	32	8	4
Maddalena, Pat (00-02)	40	58	38	96	14	42
Malawsky, Derek (00-01)	24	51	80	131	37	18
Malcom, Anthony (16-17)	26	29	40	69	2	93
Martin, Justin (17-19)	51	3	1	4	14	21
Matthews, Joel (13-14)	2	2	0	2	2	4
McCready, Pat (02-09)	112	71	135	206	251	23, 10
McCullough, Ben (11)	1	0	0	0	17	0
McDermott, Ryan (99)	1	0	1	1	0	2
McNamara, Mike (12-13)	13	0	4	4	19	10, 14
Meagher, Bill (92-94)	18	3	4	7	8	22, 9
Mearns, Randy (93,02)	23	17	27	44	8	18, 36
Montour, Ken (02, 06, 08-10)	39	0	14	14	0	33, 29
Montour, Tom (04-05, 09-12)	57	28	54	82	74	63
Mooradian, Mike (92,99)	10	8	9	17	27	98, 40
Mutch, Darren (04)	6	0	0	0	14	10

### N

Player/Seasons	GP	G	A	PTS	PIM	Unif. No.
Nikula, Brian (94)	8	8	1	9	8	12

### O

Player/Seasons	GP	G	A	PTS	PIM	Unif. No.
Ogilvie, Andy (99-04)	47	9	50	59	235	19, 10, 20
O'Brien, Bill (18)	3	0	0	0	4	96
O'Connor, Ethan (19)	18	6	7	13	4	37
O'Hanlon, Bill (92)	8	5	1	6	0	16
O'Neill, Marty (99-00)	13	0	11	11	6	48
O'Toole, Pat (96-98)	26	0	28	28	2	31

### P

Player/Seasons	GP	G	A	PTS	PIM	Unif. No.
Panos, Chris (99)	8	16	9	25	9	53
Parke, Peter (97)	3	2	2	4	2	15
Patten, Liam	5	2	1	3	0	37
Petkoff, Drew (13)	3	0	2	2	0	56
Phair, Tom (96-98)	29	19	23	42	151	4
Piccarreto, Brandon (01)	7	0	4	4	4	77
Plunkett, Lindsay (03,06)	13	15	18	32	8	12
Point, Craig (17)	1	0	0	0	0	49
Powell, Ryan (01-02, 04)	25	30	32	62	21	2, 22
Powless, Barry (92)	3	0	3	3	6	15
Powless, Delby (05-10)	78	74	127	146	28	99, 8
Powless, Neal (04)	11	9	10	19	4	6
Priolo, Steve (10-19)	159	45	112	157	408	23
Prat, Chris (00)	12	20	15	35	14	7
Purves, Jimmy (11-13)	21	6	4	10	49	98

### Q

Player/Seasons	GP	G	A	PTS	PIM	Unif. No.
Quinn, Corey (03-04)	18	0	1	1	5	31

### R

Player/Seasons	GP	G	A	PTS	PIM	Unif. No.
Redwood, Chris (95)	5	1	0	1	0	49
Reid, Zac	17	1	4	5	8	19
Resetarits, Frank (10-12)	20	15	16	31	15	5

## ALL-TIME REGULAR-SEASON INDIVIDUAL SCORING

## R

Player/Seasons	GP	G	A	PTS	PIM	Unif. No.
Resetarits, Joe (14-15)	27	32	31	63	6	5
Riorden, Blaze (17)	9	6	13	19	0	10
Rooney, Jamie (13-15)	15	11	17	28	6	90
Rosa, John (95, 98-99)	30	10	29	39	41	13
Rothfuss, Brent (99)	1	1	1	2	0	33

## S

Player/Seasons	GP	G	A	PTS	PIM	Unif. No.
Sams, Daniel (07)	2	0	0	0	0	86
Sanderson, Phil (07-09)	38	3	20	23	39	18
Sanderson, Ryan (97-98)	20	3	5	8	6	3, 94
Santos, Shaydon (98-00)	34	11	13	24	58	20
Saunders, Pat (17-18)	14	20	10	30	2	14
Schmelzle, Kyle (06, 08-10)	23	5	12	17	22	12, 24
Schott, Ethan (18)	9	0	3	3	15	4
Self, Brad (17)	12	13	23	36	4	25
Self, Scott (01, 11-13)	42	12	21	33	50	56, 4
Seller, Chris (00-03)	51	12	29	41	30	24
Seymour, Daryl (07)	7	0	1	1	4	21
Shannon, AJ (05-06, 10)	44	42	48	90	21	8, 18
Shattler, Jeff (06)	1	0	1	1	0	77
Shaughnessy, Andy (94)	8	1	5	6	17	44
Silcott, Brian (94, 99)	15	0	8	8	8	4
Small, Corey (19)	17	36	38	74	2	45
Smith, Billy Dee (03-10, 12-17)	192	32	35	67	634	3
Smith, Dhane (13-19)	117	254	381	635	49	92
Smith, Hayden (13-14)	4	0	1	1	4	97
Smith, Joe (08-10)	21	0	3	3	6	14
Smith, Rory (14)	18	0	6	6	36	42
Spanger, Matt (19)	12	1	4	5	4	25
Squire, Clay (98)	6	0	2	2	13	55
Squire, Dallas (98)	8	7	6	13	2	92
Squire, Kim (06)	12	13	10	23	36	93
Squire, Rodd (95)	8	0	2	2	0	34
Steenhuis, Mark (03-18)	254	448	535	983	396	9
Steinwald, Matt (99)	5	2	4	6	2	24
Stevenson, Craig (99-00)	14	10	9	19	4	8
Suddons, Derek (13-15)	49	2	8	10	10	6, 7
Sullivan, Kelly (03)	3	2	0	2	4	19
Susheski, Kerry (03-04)	18	20	25	45	59	84
Swamp, Brandon (08-09)	13	3	8	11	18	12, 17
Sweeney, Kyle (12)	5	0	2	2	4	77
Sweet, D'Arcy (00-01)	26	29	37	66	31	17
Sweeting, Bryce (19)	15	1	3	4	27	7

## T

Player/Seasons	GP	G	A	PTS	PIM	Unif. No.
Tavares, John (92-15)	306	815	934	1749	374	11
Tavares, Peter (03)	2	1	2	3	0	47
Teat, Dan (05-08)	59	84	121	205	48	15
Thenhaus, Brenden (07, 11)	20	19	20	39	10	19, 10
Thompson, Jeremy (12)	14	3	6	9	25	74
Thompson, Jerome (15-16)	15	10	19	29	12	2
Thompson, Mike (07-12)	59	0	17	17	5	66
Thorimbert, Jay (11-16)	92	18	35	53	33	75
Trudeau, Nick (98)	8	5	1	6	13	25

## ALL-TIME REGULAR-SEASON INDIVIDUAL SCORING

## U-V

Player/Seasons	GP	G	A	PTS	PIM	Unif. No.
Veltman, Daryl (16-17)	21	17	28	45	9	36
Veltman, Jim (92-96)	40	55	113	168	42	32
Vilneff, Jim (99)	4	0	2	2	0	28
Vinc, Matt (19)	18	0	6	6	0	48
Vyse, Roger (06-12)	77	102	117	219	18	81

## W-X

Player/Seasons	GP	G	A	PTS	PIM	Unif. No.
Wagar, Kurtis (13-14)	7	0	3	3	0	38
Wagner, Ryan (18-19)	19	1	10	11	2	94
Wannamaker, Shane (00)	1	1	0	0	0	14
Warder, Bill (01)	5	1	1	2	10	39
Watt, Andrew (14-17)	41	7	11	18	60	22
Weiss, Nick (15-19)	72	30	37	67	135	20
Wetherup, Phil (01)	12	0	9	9	2	90
White, Chris (05-12)	116	3	49	52	258	6
Wilde, Mitch (14-17)	47	14	29	43	40	55
Wiles, Luke (12-13)	28	49	52	101	14	15
Will, Adam (16-17)	15	2	5	7	4	5
Williams, Shawn (00-01, 13-14)	58	99	132	231	18	51
Wilson, Aaron (13-14)	24	31	28	59	13	10

## Y-Z

Player/Seasons	GP	G	A	PTS	PIM	Unif. No.
Zaph, Casey (98)	3	1	1	2	2	12
Zulberti, John (92,94)	2	3	1	4	0	14

## Notes:

Any player who took part in at least one Bandits regular-season game in his career is listed. Ten players were on the Bandits' roster but never played a game for Buffalo:

- #2 - Clayton Henry (1993)
- #4 - Donald Henry (1995)
- #5 - Tom Nelson (1992)
- #8 - Chris Goss (1992)
- #18 - Creighton Reid (2017)
- #18 - Tom Gravante (1992)
- #30 - Devlin Shanahan (2019)
- #41 - Zach Tomkinson (2017)
- #41 - Vernon Jacobs (1995)
- #94 - Josh Medeiros (2019)

## ALL-TIME GOALTENDER STATISTICS

## All-Time Goaltender Statistics

Name	GP	MIN	GA	GAA	SV%	W	L	Playoffs
Anthony Cosmo	97	4,381	872	12.20	.777	38	31	4-6
Steve Dietrich	89	4,159	781	11.27	.779	47	23	4-2
Mike Thompson	89	2,924	439	11.25	.772	31	16	4-2
Davide DiRuscio	52	949	206	13.02	.760	7	9	—
Ross Cowie	47	1,810	467	15.48	.708	17	13	3-2
Ken Montour	47	1,578	278	10.57	.799	16	13	2-1
Angus Goodleaf	35	458	83	10.87	.767	1	8	—
Zach Higgins	34	425	94	13.26	.762	2	6	—
Kurtis Wagar	33	359	72	12.04	.720	2	7	—
Derek General	32	697	152	13.08	.740	5	5	0-1
Pat O'Toole	26	1,124	244	13.02	.737	5	3	2-1
Bill Gerrie	23	874	224	15.38	.702	11	4	4-1
Matt Vinc	18	1036	173	10.02	.803	14	2	2-2
Alex Buque	18	710	153	12.94	.771	6	6	—
Corey Quinn	18	121	25	12.36	.755	1	1	1-1
Matt Disher	17	889	236	15.93	.730	7	8	—
Marty O'Neill	13	546	133	14.62	.723	5	4	0-1
Chris Levis	13	89	26	22.92	.623	1	1	—
Phil Wetherup	12	480	126	15.76	.716	6	4	—
Scott Komer	7	157	44	16.82	.659	1	0	—
Ryan Avery	6	30	6	12.00	.800	0	0	0-1
Derek Collins	5	196	48	14.73	.718	1	2	—
Daniel Sams	5	75	10	8.00	.870	1	0	—

**Notes:** Ranked according to regular-season games played.

## YEAR-BY-YEAR REGULAR-SEASON LEADERS

## Year-By-Year Regular-Season Statistics

Year	Goals	Assists	Points	Penalty Minutes	Loose Balls
1992	Derek Keenan (26) Jim Veltman (23)	Derek Keenan & John Tavares (58)	Derek Keenan (49)	Darris Kilgour (49)	Jim Veltman (111)
1993	John Tavares (35)	John Tavares (23)	John Tavares (47)	Darris Kilgour (31)	Jim Veltman (102)
1994	John Tavares (27)	Jim Veltman (24)	John Tavares (45)	Darris Kilgour & Tyson Leies (21)	Jim Veltman (130)
1995	John Tavares (24)	Jim Veltman (24)	John Tavares (45)	Troy Cordingley (28)	Jim Veltman (91)
1996	John Tavares (41)	John Tavares (40)	John Tavares (81)	Tom Phair (53)	Pat O'Toole (138)
1997	John Tavares (37)	John Tavares (29)	John Tavares (66)	Tom Phair (58)	John Tavares (104)
1998	Darris Kilgour (37)	Troy Cordingley (30)	Darris Kilgour (66)	Tom Phair (58)	Pat O'Toole (81)
1999	John Tavares (33)	John Tavares (34)	John Tavares (67)	Neil Doddridge (41)	John Tavares (112)
2000	John Tavares (34)	John Tavares (49)	John Tavares (83)	Andy Ogilvie (59)	John Tavares (105)
2001	John Tavares (51)	John Tavares (64)	John Tavares (115)	Andy Ogilvie (51)	John Tavares (159)
2002	Roy Colsey (47)	John Tavares (46)	John Tavares (88)	Craig Gelsvik (42)	Pat McCready (173)
2003	John Tavares (49)	John Tavares (58)	John Tavares (107)	Andy Ogilvie (56)	Steve Dietrich (165)
2004	John Tavares (49)	John Tavares (44)	John Tavares (93)	Kyle Lavery (63)	Pat McCready (166)
2005	John Tavares (43)	John Tavares (59)	John Tavares (102)	Billy Dee Smith (60)	John Tavares (126)
2006	Mark Steenhuis (34)	John Tavares (53)	John Tavares (85)	Chris White (51)	Pat McCready (154)
2007	John Tavares (42)	John Tavares (61)	John Tavares (103)	Kyle Lavery (66)	Pat McCready (126)
2008	Mark Steenhuis (34)	John Tavares (58)	John Tavares (87)	Kyle Lavery (70)	Mark Steenhuis & Pat McCready (121)
2009	Mark Steenhuis & John Tavares (51)	Mark Steenhuis (50) John Tavares (51)	Mark Steenhuis (101)	Brian Croswell (42)	Phil Sanderson (137)
2010	Mark Steenhuis (36)	Mark Steenhuis (54)	Mark Steenhuis (90)	Ian Llord & Brandon Francis (53)	Tom Montour (112)
2011	John Tavares (32)	John Tavares (46)	John Tavares (78)	Brandon Francis (70)	Chris Corbeil (121)
2012	John Tavares (41)	John Tavares (39)	John Tavares (80)	Brandon Francis (69)	Scott Self (78)
2013	Dhane Smith (24)	Shawn Williams (46)	Shawn Williams (65)	David Brock & Steve Priolo (46)	Jay Thorimbert (180)
2014	Mark Steenhuis (31)	Ryan Benesch (53)	Ryan Benesch (78)	Steve Priolo (65)	Jay Thorimbert (191)
2015	Ryan Benesch (55)	Dhane Smith (68)	Ryan Benesch (113)	Billy Dee Smith (53)	Jay Thorimbert (246)
2016	Dhane Smith (72)	Dhane Smith (65)	Dhane Smith (137)	Steve Priolo (61)	Jay Thorimbert (129)
2017	Ryan Benesch (33)	Dhane Smith (51)	Dhane Smith (81)	Mitch deSnoo (42)	Steve Priolo (131)
2017-18	Mitch Jones (38)	Dhane Smith (68)	Dhane Smith (105)	Steve Priolo (45)	Steve Priolo (138)
2018-19	Corey Small (36)	Dhane Smith (70)	Dhane Smith (102)	Nick Weiss (41)	Steve Priolo (135)

## INDIVIDUAL SINGLE-GAME RECORDS

## Individual Single-Game Records

<b>MOST GOALS:</b>	8	Mark Steenhuis at Toronto	February 20, 2009
<b>MOST ASSISTS:</b>	13 *	Mark Steenhuis vs. Toronto	February 14, 2009
<b>MOST POINTS:</b>	17 *	Mark Steenhuis vs. Toronto	February 14, 2009
<b>MOST PENALTY MINUTES:</b>	37	Troy Bonterre at Rochester	April 14, 2007
<b>MOST SHOTS ON GOAL:</b>	20	Dhane Smith vs. Vancouver	March 25, 2016
<b>MOST LOOSE BALLS RECOVERED:</b>	29	Jim Veltman vs. Baltimore	January 23, 1993
<b>MOST SAVES:</b>	60	Daniel Sams at Chicago	February 24, 2008

\* Indicates NLL Record

## ALL-TIME SINGLE-SEASON LEADERS

## Most Goals

GOALS	PLAYER	YEAR
<b>72*</b>	<b>Dhane Smith</b>	<b>2016</b>
55	Ryan Benesch	2015
51	Mark Steenhuis	2009
51	John Tavares	2009
51	John Tavares	2001
49	John Tavares	2004
49	John Tavares	2003
46	Shawn Williams	2001
43	John Tavares	2005
42	John Tavares	2002
42	John Tavares	2007

## Most Assists

ASSISTS	PLAYER	YEAR
<b>70</b>	<b>Dhane Smith</b>	<b>2018-19</b>
<b>68</b>	<b>Dhane Smith</b>	<b>2017-18</b>
<b>68</b>	<b>Dhane Smith</b>	<b>2015</b>
66	Shawn Evans	2018-19
<b>65</b>	<b>Dhane Smith</b>	<b>2016</b>
64	John Tavares	2001
61	John Tavares	2007
59	Mark Steenhuis	2015
59	John Tavares	2005
58	Ryan Benesch	2015
58	John Tavares	2008
58	John Tavares	2003

## Most Points

POINTS	PLAYER	YEAR
<b>137*</b>	<b>Dhane Smith</b>	<b>2016</b>
115	John Tavares	2001
113	Ryan Benesch	2015
<b>107</b>	<b>Dhane Smith</b>	<b>2015</b>
107	John Tavares	2003
<b>105</b>	<b>Dhane Smith</b>	<b>2017-18</b>
103	John Tavares	2007
<b>102</b>	<b>Dhane Smith</b>	<b>2018-19</b>
102	John Tavares	2005
101	Mark Steenhuis	2009

## Most Shots on Goal

SOG	PLAYER	YEAR
<b>337</b>	<b>Dhane Smith</b>	<b>2016</b>
207	Roy Colsey	2002
202	John Tavares	2003
196	Ryan Benesch	2016
190	Mark Steenhuis	2016
<b>188</b>	<b>Dhane Smith</b>	<b>2015</b>
186	Mark Steenhuis	2009
185	Ryan Benesch	2015
184	John Tavares	2005
<b>182</b>	<b>Dhane Smith</b>	<b>2017-18</b>

## Most Penalty Minutes

PIM	PLAYER	YEAR
70	Brandon Francis	2011
69	Brandon Francis	2012
<b>65</b>	<b>Steve Priolo</b>	<b>2014</b>
63	Kyle Laverty	2004
<b>61</b>	<b>Steve Priolo</b>	<b>2016</b>
59	Andy Ogilvie	2000
59	Chris White	2008
58	Tom Phair	1997
58	Billy Dee Smith	2005
58	Kyle Laverty	2007

## Most Loose Balls Recovered

LB	PLAYER	YEAR
246*	Jay Thorimbert	2015
191	Jay Thorimbert	2014
180	Jay Thorimbert	2013
173	Pat McCready	2002
166	Pat McCready	2004
165	Steve Dietrich	2003
159	John Tavares	2001
156	Steve Dietrich	2002
155	John Tavares	2003
154	Pat McCready	2006

## Most Game-Winning Goals

GWG	PLAYER	YEAR
<b>5</b>	<b>Dhane Smith</b>	<b>2016</b>
5	John Tavares	2007
4	Ryan Benesch	2015
3	Chase Fraser	2018-19
3	John Tavares	2012
3	John Tavares	2011
3	John Tavares	2009
3	Mark Steenhuis	2009
3	Mark Steenhuis	2008
3	Mark Steenhuis	2007
3	Mark Steenhuis	2006
3	Mark Steenhuis	2004
3	John Tavares	2003
3	John Tavares	2000
3	John Tavares	1992

## Most Hat Tricks

HT	PLAYER	YEAR
<b>16</b>	<b>Dhane Smith</b>	<b>2016</b>
12	John Tavares	2004
12	Shawn Williams	2001
11	Mark Steenhuis	2009
11	Ryan Benesch	2015
10	John Tavares	2009
9	John Tavares	2005
9	John Tavares	2003
9	John Tavares	2001
8	Luke Wiles	2012
8	John Tavares	2007
8	John Tavares	2002
8	John Tavares	1996
8	John Tavares	1993

Active players bolded. \* Indicates league record.

# 2019-20 MEDIA GUIDE BUFFALO BANDITS

## ALL-TIME SINGLE-SEASON LEADERS

### Most Saves

SAVES	PLAYER	YEAR
752	Anthony Cosmo	2014
705	Matt Vinc	2018-19
681	Anthony Cosmo	2015
586	Steve Dietrich	2002
568	Steve Dietrich	2006
515	Alex Buque	2017-18
511	Steve Dietrich	2005
501	Anthony Cosmo	2016
480	Steve Dietrich	2003
451	Ken Montour	2009

### Most Wins by a Goalie

WINS	PLAYER	YEAR
14	Matt Vinc	2018-19
11	Steve Dietrich	2003
10	Mike Thompson	2011
10	Steve Dietrich	2006
10	Anthony Cosmo	2015
9	Steve Dietrich	2005
8	Anthony Cosmo	2016
8	Anthony Cosmo	2014
8	Ken Montour	2009
7	Steve Dietrich	2002
7	Pat O'Toole	1996

### Most Minutes by a Goalie

MIN	PLAYER	YEAR
1,064	Anthony Cosmo	2014
1,036	Matt Vinc	2018-19
1,014	Anthony Cosmo	2015
845	Steve Dietrich	2002
838	Steve Dietrich	2003
813	Steve Dietrich	2006
763	Mike Thompson	2011
750	Steve Dietrich	2005
711	Anthony Cosmo	2016
710	Alex Buque	2017-18

### Most Goals by a Rookie

GOALS	PLAYER	YEAR
26	Derek Keenan	1992
26	Josh Byrne	2017-18
24	Dhane Smith	2013
23	Darris Kilgour	1992
22	Kevin Alexander	1992
21	John Tavares	1992
20	Delby Powless	2005
17	Anthony Malcom	2016
17	Ryan Powell	2001
15	D'Arcy Sweet	2000

### Most Assists by a Rookie

ASSISTS	PLAYER	YEAR
37	Josh Byrne	2017-18
24	Delby Powless	2005
23	Derek Keenan	1992
23	Jim Veltman	1992
22	John Tavares	1992
21	Ian MacKay	2018-19
21	Anthony Malcom	2016
20	Dhane Smith	2013
18	Ryan Powell	2001
17	Brian Hall	1992
16	Darris Kilgour	1992

### Most Losses by a Goalie

LOSSES	PLAYER	YEAR
9	Anthony Cosmo	2014
7	Steve Dietrich	2002
6	Alex Buque	2017-18
6	Anthony Cosmo	2017
6	Davide DiRuscio	2017
6	Kurtis Wagar	2013
5	Anthony Cosmo	2015
5	Matt Disher	1999
4	Nine players tied	

### Most Points by a Rookie

POINTS	PLAYER	YEAR
63	Josh Byrne,	2017-18
49	Derek Keenan	1992
44	Dhane Smith	2013
44	Delby Powless	2005
43	John Tavares	1992
39	Darris Kilgour	1992
38	Anthony Malcom	2016
35	Ryan Powell	2001
32	Ian MacKay	2018-19
31	Jim Veltman	1992

### Most Penalty Minutes by a Rookie

PIM	PLAYER	YEAR
53	Tom Phair	1996
49	Darris Kilgour	1992
46	Billy Dee Smith	2003
35	Mike Mooradian	1992
27	Troy Cordingley	1993
26	John Tavares	1992
22	Steve Priolo	2010
21	D'Arcy Sweet	2000
21	Tyson Leies	1994
19	Adam Ogilvie	1999

### Notes

<b>1992-95</b>	8-game regular season
<b>1996-97</b>	10-game regular season
<b>1998-00</b>	12-game regular season
<b>2000-01</b>	14-game regular season
<b>2001-13</b>	16-game regular season
<b>2014-18</b>	18-game regular season

\* Indicates league record.

## CAREER REGULAR-SEASON LEADERS

**Games Played**

John Tavares	*306
Mark Steenhuis	254
Rich Kilgour	200
Billy Dee Smith	192
Steve Priolo	159
Dhane Smith	117
Chris White	116
Kyle Couling	113
Pat McCready	112
Kevin Brownell	108
Mike Accursi	108

**Goals**

John Tavares	*815
Mark Steenhuis	448
Dhane Smith	254
Mike Accursi	207
Ryan Benesch	152
Darris Kilgour	128
Roger Vyse	102
Shawn Williams	99
Troy Cordingley	96
Rich Kilgour	94

**Assists**

John Tavares	*934
Mark Steenhuis	535
Dhane Smith	381
Rich Kilgour	223
Ryan Benesch	199
Mike Accursi	163
Troy Cordingley	137
Pat McCready	135
Cory Bomberly	134
Shawn Williams	132

**Points**

John Tavares	*1,749
Mark Steenhuis	983
Dhane Smith	635
Mike Accursi	370
Ryan Benesch	351
Rich Kilgour	317
Darris Kilgour	255
Troy Cordingley	233
Shawn Williams	231
Roger Vyse	219

**Penalty Minutes**

Billy Dee Smith	*634
Steve Priolo	408
Mark Steenhuis	391
John Tavares	374
Kyle Laverty	296
Chris White	279
Rich Kilgour	273
Darris Kilgour	257
Pat McCready	251
Andy Ogilvie	235

**Loose Balls**

John Tavares	2,191
Mark Steenhuis	1,156
Pat McCready	990
Chris Driscoll	949
Jay Thorimbert	900
Steve Priolo	895
Rich Kilgour	824
Mike Accursi	573
Jim Veltman	559
Dhane Smith	537

**Faceoffs Won**

Jay Thorimbert	1,305
Cory Bomberly	365
Rich Kilgour	359
Mike Accursi	298
Darris Kilgour	255
Brandon Francis	228
Rob Kirkby	225
Tim Edwards	184
Tom Phair	179
Brian Silcott	176

**Head Coaching Wins**

Darris Kilgour	103
Troy Cordingley	46
Les Bartley	36
Ted Sawicki	21
Rich Kilgour	14
John Tavares	14
Les Wakeling	10
Frank Nielsen	3

**Goaltender Wins**

Steve Dietrich	47
Anthony Cosmo	38
Mike Thompson	31
Ross Cowie	17
Ken Montour	16
Matt Vinc	14
Pat O'Toole	13
Bill Gerrie	11
Davide DiRuscio	7
Matt Disher	7

**Saves**

Anthony Cosmo	3,043
Steve Dietrich	2,748
Mike Thompson	1,852
Ross Cowie	1,133
Ken Montour	1,103
Matt Vinc	705
Pat O'Toole	682
Davide DiRuscio	652
Matt Disher	638
Jim Vilneff	562
Bill Gerrie	524

**Goaltender Minutes**

Anthony Cosmo	4,381
Steve Dietrich	4,159
Mike Thompson	2,924
Ross Cowie	1,810
Ken Montour	1,578
Pat O'Toole	1,124
Matt Vinc	1,036
Davide DiRuscio	949
Matt Disher	889
Bill Gerrie	874

\* Indicates league record.

## CAREER PLAYOFFS LEADERS

**Games Played**

John Tavares	*38
Mark Steenhuis	29
Rich Kilgour	25
Billy Dee Smith	25
Pat McCready	16
Steve Priolo	15
Chris White	15
Darris Kilgour	13
Dhane Smith	13
Kyle Couling	12
Chad Culp	12
Jay Thorimbert	12
Roger Vyse	12

**Goals**

John Tavares	84*
Mark Steenhuis	54
Mike Accursi	30
Dhane Smith	28
Darris Kilgour	23
Ryan Benesch	20
Kevin Dostie	15
Troy Cordingley	14
Jonas Derks	13
Bob Hamley	13
Rich Kilgour	13
Roger Vyse	13

**Assists**

John Tavares	116*
Mark Steenhuis	45
Dhane Smith	42
Darris Kilgour	32
Mike Accursi	26
Rich Kilgour	26
Delby Powless	25
Jim Veltman	25
Ryan Benesch	25
Jason Crosbie	24
Roger Vyse	24

**Points**

John Tavares	200*
Mark Steenhuis	99
Dhane Smith	70
Mike Accursi	56
Darris Kilgour	55
Ryan Benesch	45
Rich Kilgour	39
Roger Vyse	37
Jim Veltman	34
Chad Culp	33

**Penalty Minutes**

Billy Dee Smith	75
Darris Kilgour	63
Ian Llord	42
Pat McCready	31
Chris White	30
John Tavares	27
Rich Kilgour	26
Mark Steenhuis	26
Mitch de Snoo	24
Brian Hall	24

**Loose Balls**

John Tavares	273
Mark Steenhuis	193
Pat McCready	123
Jim Veltman	123
Jay Thorimbert	107
Steve Priolo	90
Rich Kilgour	89
Darris Kilgour	77
Billy Dee Smith	71
Brian Hall	69

**Faceoffs Won**

Rich Kilgour	352
Darris Kilgour	255
Rob Kirkby	225
Tom Phair	179
Brian Silcott	176
Jay Thorimbert	174
Cory Bomberry	161
Kevin Alexander	137
Delby Powless	68
Shaydon Santos	51

**Head Coaching Wins**

Darris Kilgour	11
Les Bartley	9
Troy Cordingley	4
Rich Kilgour	2
John Tavares	2
Les Wakeling	1

**Goaltender Wins**

Anthony Cosmo	4
Steve Dietrich	4
Bill Gerrie	4
Mike Thompson	4
Ross Cowie	3
Ken Montour	2
Pat O'Toole	2
Matt Vinc	2
Corey Quinn	1

**Saves**

Anthony Cosmo	367
Steve Dietrich	277
Mike Thompson	269
Ross Cowie	235
Bill Gerrie	185
Matt Vinc	160
Ken Montour	127
Pat O'Toole	115
Corey Quinn	83

**Game-Winning Goals**

Mark Steenhuis	8
John Tavares	4
Darris Kilgour	3
Kevin Dostie	2
Mike Accursi	1
Kevin Alexander	1
Ryan Benesch	1
Dean Cecconi	1
Chad Culp	1
Shawn Evans	1
Chase Fraser	1
Brian Hall	1
Dhane Smith	1
Jim Veltman	1

\* Indicates league record.

## TEAM REGULAR-SEASON GAME RECORDS

### Team Regular-Season Game Records

#### MOST

#### FEWEST

#### BANDITS GOALS

28 – Feb. 24, 1996 vs. Charlotte (28-6) ..... 4 – April 19, 2014 at Rochester (4-8)

#### OPPONENT GOALS

23 – Jan. 25, 1992 vs. Detroit (23-17) ..... 4 – (3x) Last: Jan. 5, 2019 vs. Rochester (13-4)

#### COMBINED GOALS

47 – March 13, 1992 vs. Baltimore (27-20) ..... 12 – April 19, 2014 at Rochester (4-8)

#### BANDITS MARGIN OF VICTORY

22 – March 2, 1996 vs. Charlotte (28-6) ..... 1 – (40x) Last: March 16, 2019 at Saskatchewan (12-11, OT)

#### OPPONENT MARGIN OF VICTORY

14 – April 6, 2013 at Minnesota (7-21) ..... 1 – (41x) Last: April 5, 2019 at Toronto (12-11, OT)

#### BANDITS SHOTS ON GOAL

77 – Feb. 10, 2001 vs. Washington ..... 33 – (3x), Last: March 25, 2017 at Rochester

#### COMBINED SHOTS ON GOAL

144 – Jan. 4, 1992 vs. New York ..... 67 – April 20, 2013 at Rochester

#### BANDITS GOALS IN ONE QUARTER

12 – March 13, 1992 vs. Baltimore ..... 0 – (54x) Last: March 23, 2019 vs. Toronto (1st)

#### BANDITS GOALS IN ONE HALF

17 – (2x) Last: Jan. 16, 2009 vs. Rochester (1st) ..... 0 – (2x), Last: Feb. 8, 2014 at Rochester (1st)

#### GOALS ALLOWED BY BANDITS IN ONE QUARTER

9 – (2x), Last: April 8, 2000 vs. Philadelphia ..... 0 – (64x) Last: April 20, 2019 vs. New England (4th)

#### GOALS ALLOWED BY BANDITS IN ONE HALF

13 – (7x), Last: Dec. 23, 2017 vs. Rochester ..... 0 – April 22, 2007 vs. Minnesota (2nd)

#### GREATEST MARGIN OF SHOTS ON GOAL FAVORING THE BANDITS

29 – February 9, 2019 at Georgia (70-41)

#### GREATEST MARGIN OF SHOTS ON GOAL FAVORING THE OPPONENT

35 – March 24, 2012 at Calgary (33-68)

#### MOST PENALTY MINUTES BY THE BANDITS

83 – January 28, 2012 at Minnesota

#### MOST PENALTY MINUTES BY THE OPPONENT

90 – March 21, 2009 vs. Portland

#### MOST PENALTY MINUTES COMBINED

153 – March 21, 2009 vs. Portland

#### LONGEST GAME

69:55 – April 28, 2012 at Washington



## TEAM PLAYOFF GAME RECORDS

### Team Playoff Game Records

#### MOST

22 – March 27, 1992 at Boston (22-16)..... 3 – May 9, 2009 at New York (3-9)

#### BANDITS GOALS

#### OPPONENT GOALS

26 – April 16, 1994 at Philadelphia (15-26)..... 6 - May 4, 2019 vs. New England (6-13)

#### COMBINED GOALS

41 – April 16, 1994 at Philadelphia (15-26)..... 12 – May 9, 2009 at New York (3-9)

#### BANDITS MARGIN OF VICTORY

9 – April 25, 2004 at Toronto (19-10) ..... 1 – (4x) Last: April 30, 2011 vs. Boston (11-10)

#### OPPONENT MARGIN OF VICTORY

9 – April 16, 1994 at Philadelphia (15-26)..... 1 – (5x) Last: May 25, 2019 at Calgary (13-14)

# 2019-20 MEDIA GUIDE BUFFALO BANDITS

## ALL-TIME PLAYOFF RESULTS

### 1992

#### NATIONAL DIVISION SEMIFINAL

**March 27** Boston 16 at Buffalo 22  
**Attendance:** 15,603  
**Game MVP:** John Tavares, Buffalo  
**GWG:** Jim Veltman  
**Goaltender:** Bill Gerrie  
**Buffalo Goals:** John Tavares - 6  
 Kevin Alexander - 4, Brian Hall - 3  
 Derek Keenan - 2, Darris Kilgour - 2  
 Jim Veltman - 2, Jim Bissell - 1  
 Bob Hamley - 1, Bill O'Hanlon - 1

#### NATIONAL DIVISION FINAL

**April 4** Buffalo 19 at Detroit 16  
**Attendance:** 4,136  
**Game MVP:** Bill Gerrie, Buffalo  
**GWG:** Kevin Alexander  
**Goaltender:** Bill Gerrie  
**Buffalo Goals:** Bob Hamley - 4, Derek Keenan - 3  
 Kevin Alexander - 2, Jim Bissell - 2  
 Brian Hall - 2, Darris Kilgour - 2  
 Bill Meagher - 2, John Tavares - 2

#### MILL CHAMPIONSHIP

**April 11** Buffalo 11 at Philadelphia 10 (OT)  
**Attendance:** 13,017  
**Game MVP:** John Tavares, Buffalo  
**GWG:** John Tavares  
**Goaltenders:** Bill Gerrie (w), Ross Cowie  
**Buffalo Goals:** John Tavares - 4  
 Kevin Alexander - 2, Tom Emmick - 1  
 Bob Hamley - 1, Derek Keenan - 1  
 Darris Kilgour - 1, Jim Veltman - 1

### 1993

#### NATIONAL DIVISION SEMIFINAL

**April 3** Boston 10 at Buffalo 12  
**Attendance:** 16,325  
**Game MVP:** Derek Keenan, Buffalo  
**GWG:** Brian Hall  
**Goaltender:** Ross Cowie  
**Buffalo Goals:** Derek Keenan - 4  
 Kevin Alexander - 2, Stu Aird - 1  
 Troy Cordingley - 1, Tom Emmick - 1  
 Brian Hall - 1, Bob Hamley - 1  
 Rich Kilgour - 1

#### MILL CHAMPIONSHIP

**April 10** Philadelphia 12 at Buffalo 13  
**Attendance:** 16,325  
**Game MVP:** John Tavares, Buffalo  
**GWG:** Darris Kilgour  
**Goaltender:** Ross Cowie  
**Buffalo Goals:** John Tavares - 4  
 Kevin Alexander - 2, Darris Kilgour - 2  
 Rich Kilgour - 2, Troy Cordingley - 1  
 Bob Hamley - 1, Derek Keenan - 1

### 1994

#### NATIONAL DIVISION SEMIFINAL

**April 9** Detroit 10 at Buffalo 16  
**Attendance:** 15,836  
**Game MVP:** Darris Kilgour, Buffalo  
**GWG:** Darris Kilgour  
**Goaltender:** Bill Gerrie  
**Buffalo Goals:** Bob Hamley - 3, John Tavares - 3  
 Darris Kilgour - 2, Tyson Leies - 2  
 Brian Nikula - 2, Stu Aird - 1  
 Troy Cordingley - 1  
 Rich Kilgour - 1, Jim Veltman - 1

#### MILL CHAMPIONSHIP

**April 16** Philadelphia 26 at Buffalo 15  
**Attendance:** 16,284  
**Game MVP:** Paul Gait, Philadelphia  
**GWG:** Paul Gait  
**Goaltenders:** Bill Gerrie, Ross Cowie  
**Buffalo Goals:** John Tavares - 3, Jim Veltman - 3  
 Bob Hamley - 2, Darris Kilgour - 2  
 Tyson Leies - 2, Stu Aird - 1  
 Troy Cordingley - 1, Glen Lay - 1

# 2019-20 MEDIA GUIDE BUFFALO BANDITS



## ALL-TIME PLAYOFF RESULTS

### 1995

#### MILL SEMIFINAL

**March 25**  
**Attendance:** Philadelphia 19 at Buffalo 16  
 10,557  
**Game MVP:** Gary Gait, Philadelphia  
**GWG:** Steve Govett  
**Goaltenders:** Ross Cowie, Bill Gerrie  
**Buffalo Goals:** Troy Cordingley - 3  
 Derek Laub - 2, John Tavares - 2  
 Brian Hall - 2, Jim Veltman - 2  
 Dean Cecconi - 2, Jamie Batley - 1  
 Stu Aird - 1, Darris Kilgour - 1

### 1996

#### MILL SEMIFINAL

**April 6**  
**Attendance:** Rochester 10 at Buffalo 18  
 14,435  
**Game MVP:** Travis Kilgour, Buffalo  
**GWG:** John Tavares  
**Goaltender:** Pat O'Toole  
**Buffalo Goals:** Travis Kilgour - 4 John Tavares - 3,  
 Darris Kilgour - 3, Mark Cochrane - 1,  
 Mike Hasen - 1, Rich Kilgour - 1,  
 Brian Hall - 1, Ted Dowling - 1,  
 Jason Luke - 1, Troy Cordingley - 1,  
 Dean Cecconi - 1

#### MILL CHAMPIONSHIP

**April 12**  
**Attendance:** Philadelphia 10 at Buffalo 15  
 16,230  
**Game MVP:** Pat O'Toole, Buffalo  
**GWG:** Dean Cecconi  
**Goaltender:** Pat O'Toole  
**Buffalo Goals:** Troy Cordingley - 3  
 Jason Luke - 3, Ted Dowling - 2  
 Travis Kilgour - 2, Steve Fannell - 1  
 John Tavares - 1, Rich Kilgour - 1  
 Darris Kilgour - 1, Dean Cecconi - 1

### 1997

#### MILL SEMIFINAL

**April 5**  
**Attendance:** New York 10 at Buffalo 19  
 12,155  
**Game MVP:** Ross Cowie, Buffalo  
**Goaltender:** Ross Cowie  
**GWG:** Darris Kilgour  
**Buffalo Goals:** Ted Dowling - 4, Jason Like - 3  
 John Tavares - 3, Peter Parke - 2  
 Darris Kilgour - 2, Bill Callan - 2  
 Dean Cecconi - 1, Brian Hall - 1  
 Rich Kilgour - 1

#### MILL CHAMPIONSHIP

**April 12**  
**Attendance:** Rochester 15 at Buffalo 12  
 18,055  
**Game MVP:** Steve Dietrich, Rochester  
**Goaltender:** Ross Cowie  
**GWG:** Paul Gait  
**Buffalo Goals:** John Tavares - 4, Peter Parke - 2  
 Tom Phair - 1, Mike Hasen - 1  
 Rich Kilgour - 1, Darris Kilgour - 1  
 Dean Cecconi - 1, Bill Callan - 1  
 John Tavares - 1, Jonas Derks - 1  
 Kerry Susheski - 1

### 1998

#### NLL SEMIFINAL

**April 18**  
**Attendance:** Buffalo 12 at Philadelphia 17  
 9,795  
**Game MVP:** Dallas Eliuk, Philadelphia  
**GWG:** Michael Busza  
**Goaltender:** Pat O'Toole  
**Buffalo Goals:** Darris Kilgour - 4, Troy Cordingley - 3,  
 Travis Kilgour - 2, John Tavares - 2,  
 Rich Kilgour - 1

### 2000

#### NLL SEMIFINAL

**April 21**  
**Attendance:** Rochester 15 at Buffalo 11  
 7,873  
**Game MVP:** John Grant, Rochester  
**GWG:** John Grant  
**Goaltender:** Matt Disher, Marty O'Neill  
**Buffalo Goals:** Chris Prat - 3, Craig Stevenson - 3  
 John Tavares - 2, Mike Accursi - 2  
 Derek Malawsky - 1

## ALL-TIME PLAYOFF RESULTS

## 2003

## NLL QUARTERFINAL

**April 19**  
**Attendance:** Calgary 9 at Buffalo 16  
 6,761  
**GWG:** Mark Steenhuis, Buffalo  
**Goaltender:** Corey Quinn  
**Buffalo Goals:** John Tavares - 4, Jonas Derks - 3  
 Mike Accursi - 3, Jason Crosbie - 2  
 Pat McCready - 1, Duane Jacobs - 1  
 Mark Steenhuis - 1, Rich Kilgour - 1

## NLL SEMIFINAL

**April 26**  
**Attendance:** Buffalo 13 at Rochester 16  
 8,834  
**Game MVP:** Curt Malawsky, Rochester  
**GWG:** John Grant  
**Goaltender:** Corey Quinn  
**Buffalo Goals:** Mike Accursi - 4, Aime Caines - 3  
 Duane Jacobs - 2, Jason Crosbie - 1  
 John Tavares - 1, Jonas Derks - 1  
 Kerry Susheski - 1

## 2004

## EAST DIVISION SEMIFINAL

**April 17**  
**Attendance:** Buffalo 13 at Rochester 9  
 7,029  
**Game MVP:** Mark Steenhuis, Buffalo  
**GWG:** Mark Steenhuis  
**Goaltender:** Steve Dietrich  
**Buffalo Goals:** Mark Steenhuis - 5, Jonas Derks - 4  
 John Tavares - 2, Jason Crosbie - 1  
 Jason Clark - 1

## EAST DIVISION FINAL

**April 25**  
**Attendance:** Buffalo 19 at Toronto 10  
 14,618  
**Game MVP:** Steve Dietrich, Buffalo  
**GWG:** Mike Accursi  
**Goaltender:** Steve Dietrich  
**Buffalo Goals:** Jonas Derks - 4, AJ Shannon - 4  
 Mike Accursi - 3, John Tavares - 2  
 Jason Clark - 2, Bryan Kazarian - 1  
 Mark Steenhuis - 1, Jason Crosbie - 1  
 Rich Kilgour - 1

## NLL CHAMPIONSHIP

**May 7**  
**Attendance:** Buffalo 11 at Calgary 14  
 19,289  
**Game MVP:** Curtis Palidwor, Calgary  
**GWG:** Jesse Phillips  
**Goaltender:** Steve Dietrich  
**Buffalo Goals:** John Tavares - 3, Mike Accursi - 3  
 Pat McCready - 2, Jonas Derks - 1  
 Mark Steenhuis - 1, Neal Powless - 1

## 2005

## EAST DIVISION SEMIFINAL

**April 23**  
**Attendance:** Rochester 19 at Buffalo 14  
 10,014  
**Game MVP:** Mark Steenhuis, Buffalo  
**GWG:** John Grant  
**Goaltenders:** Steve Dietrich, Derek General  
**Buffalo Goals:** Mark Steenhuis - 5, AJ Shannon - 3,  
 John Tavares - 3, Dan Teat - 1,  
 Pat McCready - 1, Aime Caines - 1,  
 Delby Powless - 1

## 2006

## EAST DIVISION SEMIFINAL

**April 23**  
**Attendance:** Minnesota 10 at Buffalo 11  
 8,110  
**Game MVP:** John Tavares, Buffalo  
**GWG:** Mark Steenhuis  
**Goaltender:** Steve Dietrich  
**Buffalo Goals:** John Tavares - 3, Mark Steenhuis - 2,  
 Dan Teat - 2, Pat McCready - 1,  
 Cory Bomberly - 1, Kim Squire - 1,  
 Delby Powless - 1

## EAST DIVISION FINAL

**April 29**  
**Attendance:** Rochester 10 at Buffalo 15  
 10,897  
**Game MVP:** Steve Dietrich, Buffalo  
**GWG:** Mark Steenhuis  
**Goaltender:** Steve Dietrich  
**Buffalo Goals:** John Tavares - 3, Mark Steenhuis - 2,  
 Dan Teat - 2, Jason Crosbie - 2,  
 Cory Bomberly - 2, Roger Vyse - 2,  
 Billy Dee Smith - 1, Delby Powless - 1

## NLL CHAMPIONSHIP

**May 13**  
**Attendance:** Colorado 16 at Buffalo 9  
 16,104  
**Game MVP:** Gavin Prout, Colorado  
**GWG:** Gavin Prout  
**Goaltender:** Steve Dietrich, Ken Montour  
**Buffalo Goals:** Troy Bonterre - 2, Mark Steenhuis - 1,  
 John Tavares - 1, Dan Teat - 1,  
 Jason Crosbie - 1, Roger Vyse - 1,  
 Kim Squire - 1, Delby Powless - 1

# 2019-20 MEDIA GUIDE BUFFALO BANDITS



## ALL-TIME PLAYOFF RESULTS

### 2007

#### EAST DIVISION SEMIFINAL

**April 22** Minnesota 8 at Buffalo 14  
**Attendance:** 9,003  
**Game MVP:** John Tavares, Buffalo  
**GWG:** John Tavares  
**Goaltender:** Michael Thompson  
**Buffalo Goals:** John Tavares – 3, Kevin Dostie – 2, Dan Teat – 2, Jason Crosbie – 2, Clay Hill – 1, Pat McCready – 1, Brett Bucktooth – 1, Delby Powless – 1

#### EAST DIVISION FINAL

**April 27** Buffalo 13 at Rochester 14 (OT)  
**Attendance:** 8,558  
**Game MVP:** Mike Accursi, Rochester  
**GWG:** John Grant  
**Goaltender:** Michael Thompson  
**Buffalo Goals:** John Tavares – 2, Mark Steenhuis – 2, Brett Bucktooth – 2, Kevin Dostie – 2, Cory Bomberry – 2, Rich Kilgour – 1, Delby Powless – 1, Jason Crosbie – 1

### 2008

#### AST DIVISION SEMIFINAL

**May 2** Philadelphia 12 at Buffalo 14  
**Attendance:** 9,344  
**Game MVP:** Michael Thompson, Buffalo  
**GWG:** Kevin Dostie  
**Goaltender:** Michael Thompson  
**Buffalo Goals:** Mike Accursi – 4, Kevin Dostie – 3, Billy Dee Smith – 2, Delby Powless – 2, John Tavares – 1, Brett Bucktooth – 1, Cory Bomberry – 1

#### EAST DIVISION FINAL

**May 10** New York 12 at Buffalo 19  
**Attendance:** 11,012  
**Game MVP:** Mark Steenhuis, Buffalo  
**GWG:** Kevin Dostie  
**Goaltender:** Ken Montour  
**Buffalo Goals:** Mark Steenhuis – 7, Brett Bucktooth – 3, Kevin Dostie – 3, John Tavares – 2, Mike Accursi – 2, Billy Dee Smith – 1, Roger Vyse – 1

### 2008

#### NLL CHAMPIONSHIP

**May 17** Portland 13 at Buffalo 14  
**Attendance:** 18,690  
**Game MVP:** Mark Steenhuis  
**GWG:** Mark Steenhuis  
**Goaltender:** Michael Thompson  
**Buffalo Goals:** Mark Steenhuis – 5, Kevin Dostie – 3, John Tavares – 2, Billy Dee Smith – 1, Brett Bucktooth – 1, Mike Accursi – 1, Roger Vyse – 1

### 2009

#### EAST DIVISION SEMIFINAL

**May 2** Boston 8 at Buffalo 11  
**Attendance:** 13,343  
**Game MVP:** Mark Steenhuis, Buffalo  
**GWG:** Mark Steenhuis  
**Goaltender:** Ken Montour  
**Buffalo Goals:** Mark Steenhuis – 4, John Tavares – 2, Sean Greenhalgh – 1, Kyle Schmelzle – 1, Thomas Montour – 1, Mike Accursi – 1, Cory Bomberry – 1

#### EAST DIVISION FINAL

**May 19** Buffalo 3 at New York 9  
**Attendance:** 5,644  
**Game MVP:** Matt Vinc, New York  
**GWG:** Brendan Mundorf  
**Goaltender:** Ken Montour  
**Buffalo Goals:** Kevin Dostie – 1, Sean Greenhalgh – 1, Mike Accursi – 1

### 2010

#### EAST DIVISION SEMIFINAL

**May 6** Buffalo 11 at Toronto 13  
**Attendance:** 9,367  
**Game MVP:** Stephan LeBlanc, Toronto  
**GWG:** Stephan LeBlanc  
**Goaltenders:** Mike Thompson, Angus Goodleaf  
**Buffalo Goals:** Mike Accursi – 6, Mark Steenhuis – 2, Brett Bucktooth – 2, Roger Vyse – 1

#### EAST DIVISION SEMIFINAL

**May 6** Buffalo 11 at Toronto 13  
**Attendance:** 9,367  
**Game MVP:** Stephan LeBlanc, Toronto  
**GWG:** Stephan LeBlanc  
**Goaltenders:** Mike Thompson, Angus Goodleaf  
**Buffalo Goals:** Mike Accursi – 6, Mark Steenhuis – 2, Brett Bucktooth – 2, Roger Vyse – 1

## ALL-TIME PLAYOFF RESULTS

## 2011

## EAST DIVISION SEMIFINAL

**April 30** Boston 10 at Buffalo 11  
**Attendance:** 11,273  
**Game MVP:** Roger Vyse, Buffalo  
**GWG:** John Tavares  
**Goaltender:** Mike Thompson  
**Buffalo Goals:** Roger Vyse – 4, John Tavares – 3, Mark Steenhuis – 2, Tracey Kelusky – 1, Chad Culp – 1

## EAST DIVISION FINAL

**May 7** Toronto 12 at Buffalo 11  
**Attendance:** 12,349  
**Game MVP:** Garrett Billings, Toronto  
**GWG:** Garrett Billings  
**Goaltenders:** Mike Thompson, Angus Goodleaf  
**Buffalo Goals:** Kyle Clancy – 4, Roger Vyse – 3, Chad Culp – 2, Tracey Kelusky – 1, Clay Hill – 1

## 2012

## EAST DIVISION SEMIFINAL

**May 5** Buffalo 6 at Toronto 7  
**Attendance:** 9,472  
**GWG:** Brenden Thenhaus  
**Goaltender:** Anthony Cosmo  
**Buffalo Goals:** John Tavares – 2, Tracey Kelusky – 1, Scott Self – 1, Mark Steenhuis – 1, Luke Wiles – 1

## 2014

## EAST DIVISION SEMIFINAL

**May 3** Buffalo 15 at Toronto 13  
**Attendance:** 7,867  
**GWG:** Chad Culp  
**Goaltender:** Anthony Cosmo  
**Buffalo Goals:** Ryan Benesch – 7, John Tavares – 2, Chad Culp – 1, Mark Steenhuis – 1, Andrew Watt – 1, Shawn Williams – 1, Jamie Rooney – 1, Dhane Smith – 1

## EAST DIVISION FINALS

**Game 1 - May 10** Rochester 8 at Buffalo 12  
**Attendance:** 9,209  
**GWG:** Dhane Smith  
**Goaltender:** Anthony Cosmo  
**Buffalo Goals:** Mark Steenhuis – 4, John Tavares – 4, Dhane Smith – 3, Chad Culp – 1

## 2014

**Game 2 - May 17** Buffalo 8 at Rochester 13  
**Attendance:** 8,651  
**GWG:** Joel McCready  
**Goaltender:** Anthony Cosmo  
**Buffalo Goals:** Dhane Smith – 3, Jamie Rooney – 2, Mark Steenhuis – 1, John Tavares – 1, Ryan Benesch – 1

**Mini-Game - May 17** Buffalo 1 at Rochester 2 (OT)  
**Attendance:** 8,651  
**GWG:** Cory Vitarelli  
**Goaltender:** Anthony Cosmo  
**Buffalo Goals:** Joe Resetarits – 1

## 2015

## EAST DIVISION SEMIFINAL

**May 8** Buffalo 11 at Rochester 14  
**Attendance:** 6,527  
**GWG:** Dan Dawson  
**Goaltenders:** Anthony Cosmo, Davide Diruscio  
**Buffalo Goals:** Dhane Smith – 3, Ryan Benesch – 2, Alex Kedoh Hill – 2, Chad Culp – 2, Nick Weiss – 1, Mark Steenhuis – 1

## 2016

## EAST DIVISION FINALS

**Game 1 - May 16** Buffalo 15 at New England 10  
**Attendance:** 3,697  
**GWG:** Dhane Smith  
**Goaltender:** Anthony Cosmo  
**Buffalo Goals:** Dhane Smith – 5, Alex Kedoh Hill – 4, Ryan Benesch – 3, Mark Steenhuis – 1, Chad Culp – 1, Mitch Jones – 1

**Game 2 - May 21** New England 15 at Buffalo 20  
**Attendance:** 14,255  
**GWG:** Ryan Benesch  
**Goaltender:** Anthony Cosmo  
**Buffalo Goals:** Alex Kedoh Hill – 4, Mark Steenhuis – 3, Ryan Benesch – 3, Chad Culp – 3, Dhane Smith – 3, Anthony Malcom – 2, Mitch Jones – 1, Jay Thorimbert – 1

## CHAMPION'S CUP FINALS

**Game 1 - May 28** Saskatchewan 11 at Buffalo 9  
**Attendance:** 12,692  
**GWG:** Ben McIntosh  
**Goaltender:** Anthony Cosmo  
**Buffalo Goals:** Dhane Smith – 3, Ryan Benesch – 2, Anthony Malcom – 2, Mark Steenhuis – 1, Alex Kedoh Hill – 1

# 2019-20 MEDIA GUIDE BUFFALO BANDITS

## ALL-TIME PLAYOFF RESULTS

### 2016

#### Game 2 - June 4

##### Attendance:

##### GWG:

##### Goaltender:

##### Buffalo Goals:

Buffalo 10 at Saskatchewan 11  
15,182  
Jeff Cornwall  
Anthony Cosmo  
Ryan Benesch – 2, Dhane Smith – 2,  
Anthony Malcom – 1, Mark Steenhuis – 1,  
Alex Kedoh Hill – 1, Kevin Brownell – 1,  
Nick Weiss – 1, Andrew Watt – 1

### 2019

#### EAST DIVISION SEMIFINAL

##### May 4

##### Attendance:

##### GWG:

##### Goaltender:

##### Buffalo Goals:

New England 6 at Buffalo 13  
11,776  
Shawn Evans  
Matt Vinc  
Shawn Evans – 3, Steve Priolo – 2,  
Corey Small – 2, Dhane Smith – 2,  
Ian MacKay – 1, Chase Fraser – 1,  
Chris Cloutier – 1, Nick Weiss – 1

#### EAST DIVISION FINAL

##### May 11

##### Attendance:

##### GWG:

##### Goaltender:

##### Buffalo Goals:

Toronto 8 at Buffalo 12  
11,635  
Chase Fraser  
Matt Vinc  
Corey Small – 3, Shawn Evans – 2,  
Chase Fraser – 2, Dhane Smith – 1,  
Josh Byrne – 1, Bryce Sweeting – 1,  
Matt Spanger – 1, Kevin Brownell – 1

#### NLL FINALS

##### Game 1 - May 18

##### Attendance:

##### GWG:

##### Goaltender:

##### Buffalo Goals:

Calgary 10 at Buffalo 7  
15,747  
Jesse King  
Matt Vinc  
Josh Byrne – 2, Corey Small – 2,  
Dhane Smith – 1, Shawn Evans – 1,  
Chase Fraser – 1

##### Game 2 - May 25

##### Attendance:

##### GWG:

##### Goaltender:

##### Buffalo Goals:

Buffalo 13 at Calgary 14 (OT)  
17,038  
Rhys Duch  
Matt Vinc  
Jordan Durston – 3, Chase Fraser – 3,  
Shawn Evans – 2, Corey Small – 2,  
Chris Cloutier – 1, Matt Spanger – 1,  
Dhane Smith – 1

## ALL-TIME COACHING RECORDS

## All-Time Coaching Records

Year	Coach	Regular Season	Playoffs
1992	Bob "Buff" McCready	0-3	—
1992*	Les Bartley	5-0	3-0
1993*	Les Bartley	8-0	2-0
1994	Les Bartley	6-2	1-1
1995	Les Bartley	3-5	0-1
1996*	Les Bartley	8-2	2-0
1997	Les Bartley	6-4	1-1
1998	Les Wakeling	6-6	1-1
1999	Les Wakeling	4-8	—
2000	Ted Sawicki	8-4	0-1
2001	Ted Sawicki	8-6	—
2002	Ted Sawicki	5-4	—
2002	Frank Nielsen	3-4	—
2003***	Darris Kilgour	12-4	1-1
2004***	Darris Kilgour	8-8	2-1
2005	Darris Kilgour	11-5	0-1
2006	Darris Kilgour	11-5	2-1
2007	Darris Kilgour	10-6	1-1
2008***	Darris Kilgour	10-6	3-0
2009	Darris Kilgour	10-6	1-1
2010	Darris Kilgour	8-8	0-1
2011	Darris Kilgour	10-6	1-1
2012***^	Darris Kilgour	7-9	0-1
2013	Darris Kilgour	6-10	—
2014	Troy Cordingley	8-10	2-2
2015	Troy Cordingley	11-7	0-1
2016	Troy Cordingley	13-5	2-2
2017	Troy Cordingley	6-12	—
2018	Troy Cordingley	8-10	—
2019**	John Tavares/Rich Kilgour	14-4	2-2

## Notes:

\* won championship

\*\* voted NLL Coach of the Year

^ All-Star Game coaching selection

# 2019-20 MEDIA GUIDE BUFFALO BANDITS

## NLL ALL-STAR TEAM HONOREES

### NLL All-Star Team Honorees

Year	Player	Position	Status	All-Star Nonimation
1999	Darris Kilgour	Forward	Reserve	First
1999	Rich Kilgour	Defense	Reserve	First
1999	Chris Panos	Forward	Reserve	First
1999	John Tavares	Forward	Starter	First
2002	Roy Colsey	Transition	Reserve <sup>s</sup>	First
2002	Steve Dietrich	Goaltender	Reserve	First
2002	John Tavares	Forward	Reserve	Second
2004	Mike Accursi	Forward	Reserve	First
2004	Kyle Couling	Defense	Reserve	First
2004	Steve Dietrich	Goaltender	Reserve <sup>s</sup>	Second
2004	Darris Kilgour	Coach	Head Coach	Second
2004	Mark Steenhuis*	Forward	Reserve	First
2004	John Tavares	Forward	Starter	Third
2005	Kyle Couling	Defense	Reserve	Second
2005	Mark Steenhuis	Forward	Reserve	Second
2005	John Tavares	Forward	Starter***	Fourth
2005	Dan Teat	Forward	Reserve	First
2006	Steve Dietrich	Goaltender	Reserve	Third
2006	Mark Steenhuis	Forward	Reserve	Third
2006	John Tavares	Forward	Starter	Fifth
2007	Pat McCready	Defense	Reserve	First
2007	Mark Steenhuis*	Forward	Reserve	Fourth
2007	John Tavares	Forward	Starter	Sixth
2008	Darris Kilgour	Coach	Assistant Coach	Third
2008	Mark Steenhuis	Forward	Starter	Fifth
2008	John Tavares	Forward	Starter	Seventh
2008	Chris White	Defense	Reserve	First
2009	Ken Montour	Goaltender	Starter	First
2009	Mark Steenhuis*	Forward	Starter	Sixth
2009	John Tavares	Forward	Reserve	Eighth
2009	Roger Vyse	Forward	Reserve	First
2009	Chris White	Defense	Starter	Second
2011	Brett Bucktooth	Forward	Reserve	First
2011	Mark Steenhuis	Forward	Starter	Seventh
2011	John Tavares	Forward	Starter	Ninth
2011	Chris White	Defense	Starter	Third

## NLL ALL-STAR TEAM HONOREES

## NLL All-Star Team Honorees

Year	Player	Position	Status	All-Star Nomination
2012	Darris Kilgour	Coach	Assistant Coach	Fourth
2012	Scott Self	Defense	Injury Replacement	Third
2012	Billy Dee Smith	Defense	Starter	First
2012	John Tavares	Forward	Starter**	10th
2012	Mike Thompson	Goaltender	Starter	First
2012	Chris White	Defense	Reserve	Fourth
2012	Luke Wiles	Forward	Reserve	Second

**Notes:**

\* All-Star Game MVP

\*\* Captain

\*\*\* Assistant captain

§Did not play in the All-Star Game

- There have been 11 All-Star Games in league history (1991, 1999, 2002, 2004, 2005-2009, 2011-2012).
- John Tavares' 10 All-Star nominations are tied for a league record (Colin Doyle).
- Mark Steenhuis holds the career All-Star Game records for goals (28) and points (40).
- John Tavares holds the career All-Star Game record for loose ball recoveries (82).
- Buffalo hosted the All-Star Game in 2012.

## ALL-TIME DRAFT SELECTIONS

## 1991

Player	RD.	NO.	POS.	FROM
Darris Kilgour	1	1	F	Nazareth College
John Zuberli	2		F	Syracuse University
Jacob Lazore	3		F	Nazareth College
Darren Mutch	4		F	Niagara University
Ross Cowie	5		G	Brock University

## 1992

Player	RD.	NO.	POS.	FROM
Tom Marachek	1	6	F	Syracuse University
Troy Cordingley	2	12	F	Lakehead University
Miles General	3	18	F	Six Nations (OLA Jr. A)
Randy Mearns	4	24	F	Canisius College
Marty Calder	5	30	F	Brock University

## 1993

Player	RD.	NO.	POS.	FROM
Gil Nieuwendyk	1	6	F	Barrie, Ontario
Andy Shaughnessy	2	12	F	Sir Sanford Fleming
Tyson Leies	3	18	F	Victoria (WLA)
Jeff Hardill	4	24	F	U. of Ottawa
Jamie Grimoldby	5	30	F	Georgian

## 1994

Player	RD.	NO.	POS.	FROM
Rodd Squire	1	5	F	Six Nations (OLA Jr. A)
Grant Johnston	2	11	F	Brock University
Travis Kilgour	3	17	F	St. Catharines (OLA Jr. A)
Jamie Batley	3	18	F	UMBC
Mika Hasen	4	23	F	Brock University
Kevin Haynes	5	29	F	Loyola College

## 1995

Player	RD.	NO.	POS.	FROM
Jason Luke	1	3	F	St. Catharines (OLA Jr. A)
Shaydon Santos	2	9	F	Brock University
John Grant, Jr.	3	15	F	Peterborough (OLA Jr. A)
Tracey Kelusky	4	21	F	Peterborough (OLA Jr. A)
Brian Beisel	5	27	F	Brampton (OLA Major)

## 1996

Player	RD.	NO.	POS.	FROM
Mike Murray	1	6	F	Brampton (OLA Major)
Rusty Kruger	2		F	Orangeville (OLA Jr. A)
Gary Scott	3		F	Orangeville (OLA Jr. A)
Jim Rankin	4		G	Orangeville (OLA Jr. A)
Ryan Sanderson	5		F	Rochester Institute of Technology

## 1997

Player	RD.	NO.	POS.	FROM
Casey Zaph	1	7	F	Peterborough (OLA Major)
Marty O'Brien	1	8	F	Whitby (OLA Jr. A)
Bob Henry	2	15	F	Six Nations (OLA Major)
Gary Scott	3	23	F	Orangeville

## ALL-TIME DRAFT SELECTIONS

## 1997

Player	RD.	NO.	POS.	FROM
Clay Squire	4	31	F	Six Nations (OLA Major)
Sean Howe	5	39	F	St. Catharines (OLA Jr. A)
Cort Knodel	6	47	F	Canisius College
Chris Clark	7	55	F	Michigan State University
Chris Levis	8	63	G	Six Nations (OLA Jr. A)
Jeff Hanson	9	71	F	Burnaby (WLA Jr. A)

## 1998

Player	RD.	NO.	POS.	FROM
Matt Disher	1	7	G	New Westminster (WLA Major)
John Fay	2	12	F	Duke University
Ryan McDermott	3	18	F	Nazareth College
D'Arcy Sweet	4	25	F	Butler University
Rich Schwanke	5	32	F	Hobart College
John Lipinski	5	33	F	St. Catharines (OLA Jr. A)
Andy Ogilvie	6	40	F	Coquitlam (WLA Major)
Jamie Bowen	7	47	F	North Shore (WLA Major)
Tim Bomberry	8	54	F	Six Nations (OLA Major)
Scott Komer	9	61	F	Burlington (OLA Jr. A)

## 1999

Player	RD.	NO.	POS.	FROM
Todd Richard	2	10	F	University of Hartford
Pat Maddelena	2	14	F	Burlington (OLA Jr. A)
Trent Hill	3	19	F	Six Nations (OLA Jr. A)
Adam Pascal	3	20	F	Middlebury College
Steve Evans	3	22	F	Peterborough (OLA Jr. A)
Scott Self	4	27	F	Peterborough (OLA Jr. A)
Sean Holmes	5	35	F	Missaussaga (OLA Jr. A)
Scott Hochstadt	6	43	F	University of Maryland
Mario Lopez	6	51	F	University of Massachusetts
Josh Black	7	55	F	St. Catharines (OLA Major)
Marcus Maeus	8	59	F	Pace University
Tyler Francey	9	67	D	Whitby (OLA Jr. A)

## 2000

Player	RD.	NO.	POS.	FROM
Ryan Powell	1	2	F	Syracuse University
Ryan Curtis	2	13	D	University of Virginia
Patrick Merrill	2	15	F	Orangeville (OLA Jr. A)
Joe Ceglia	3	20	D	Syracuse University
Tim Byrnes	5	43	F	Syracuse University
Drew McKnight	6	52	F	University of Virginia
T.J. Durnan	7	61	F	Duke University
Jake Coon	8	65	G	Nazareth College
Jared Frood	8	70	D	Duke University
Kevin Kelley	9	79	F	Syracuse University

## 2001

Player	RD.	NO.	POS.	FROM
Brad Self	2	18	M	Peterborough (OLA Jr. A)
Bryan Sanchez	3	27	M	Middlebury College

## ALL-TIME DRAFT SELECTIONS

## 2001

Player	RD.	NO.	POS.	FROM
Milan Gajic	5	67	D	Burnaby (WLA Jr. A)
Dan Bowman	6	74	D	St. Catharines (OLA Jr. A)
Randy McNeil	7	87	A	St. Josephs University
Al Terilli	8	100	M	Nazareth College
Jeff Hochalter	9	113	D	Burlington (OLA Jr. A)

## 2002

Player	RD.	NO.	POS.	FROM
Billy Dee Smith	1	3	D	St. Catharines (OLA Jr. A)
Mike Longboat	4	43	F	St. Catharines (OLA Jr. A)
Tyler Harris	4	45	F	Clarington Green Gaels (OLA Jr. B)
Louis Alfred	5	55	F	Kahanawake (OLA Jr. B)
Vincent Crawford	7	79	D	Whitby (OLA Jr. A)
Francis Dostie	8	91	F	Brampton (OLA Jr. A)
Craig Sleeman	9	103	D	Nazareth College

## 2002 Montreal Dispersal Draft

Player	RD.	NO.
Aime Caines	1	6
Kelly Sullivan	2	18

## 2003

Player	RD.	NO.	POS.	FROM
A.J. Shannon	1	6	F	University of Virginia
Adam Doneger	4	36	F	Johns Hopkins University
Scott Gillingham	5	46	F	Mississauga
David Brown	6	56	D	Toronto Beaches
Nathan Russell	7	66	F	New Westminster
Jon Ianucci	8	77	F	Coquitlam

## 2003 Ottawa Dispersal Draft

Player	RD.	NO.
Jason Clark	1	9
Marc Landriault	2	20
Mike Hamilton	3	31

## 2004

Player	RD.	NO.	POS.	FROM
Delby Powless	1	1	F	Rutgers University
Jamie Rooney	3	21	F	Elora Mohawks (OLA Jr. B)
Regy Van Velzen	4	41	F	Spartan Warriors (OLA Jr. B)
Chris Passavia	4	43	D	University of Maryland
Mike Weadick	5	54	F	Elora Mohawks (OLA Jr. B)
Brian Myers	6	65	F	Towson University

## 2004 Vancouver Dispersal Draft

Player	RD.	NO.
Curt Malawsky	1	9
Declined to select	2	19

## ALL-TIME DRAFT SELECTIONS

## 2005

Player	RD.	NO.	POS.	FROM
Jeff Shattler	1	10	F	Brampton (OLA Jr. A)
Roger Vyse	2	12	F	Limestone College
Mike Poulin	2	21	G	Orangeville (OLA Jr. A)
Ian Llord	4	42	D	St. Catharines (OLA Jr. A)
Gene Tundo Jr.	6	65	G	University of Massachusetts

## 2006

Player	RD.	NO.	POS.	FROM
Brett Bucktooth	1	3	F	Syracuse University
Joe Walters	2	18	F	University of Maryland
Jay Thorimbert	2	24	D	Niagara (OLA Jr. B)
Brenden Thenhaus	3	37	F	Oakville (OLA Jr. B)
Brent Miller	4	47	D	Niagara (OLA Jr. B)
Nolan Godfrey	4	50	F	Merrimack College
Daniel Sams	5	76	G	Peterborough (OLA Jr. A)

## 2007

Player	RD.	NO.	POS.	FROM
Brandon Swamp	2	18	F	SUNY Potsdam
Chris Lalonde	3	39	F	Wallaceburg (OLA Jr. B)
Jon Mason	5	65	F	Roanoke College
Brent Wiotowicz	5	67	F	Hamilton (OLA Jr. B)

## 2007 Arizona/Boston Dispersal Draft

Player	RD.	NO.	FROM
Craig Conn	1	10	Arizona Sting
Brian Croswell	2	15	Boston Blazers
Joe Smith	3	34	Arizona Sting

## 2008

Player	RD.	NO.	POS.	FROM
Eryn Jones	3	35	D	Six Nations (OLA)
Tory Gardner	4	49	D	Six Nations (OLA)
Shane Pollock	5	62	F	Wallaceburg (OLA Jr. B)
Dustin Dunn	6	65	D	SUNY Potsdam

## 2008 Arizona Dispersal Draft

Player	RD.	NO.
Greg Hinman	1	13

## 2008 Chicago Dispersal Draft

Player	RD.	NO.
Cody Jacobs	1	12
Cory Stringer	2	21

## 2009

Player	RD.	NO.	POS.	FROM
Kyle Clancy	1	10	F	Peterborough (OLA Jr. A)
Chris Corbeil	2	15	D	Brampton (OLA Jr. A)
Steve Priolo	2	21	D	St. Catharines (OLA Jr. A)
Zach McIlmoyle	4	39	F	Peterborough (OLA Jr. A)
Matt Friedman	6	60	D	Canisius College

## ALL-TIME DRAFT SELECTIONS

## 2009 Portland Dispersal Draft

Player	RD.	NO.
Jamison Koesterer	1	9

## 2010

Player	RD.	NO.	POS.	FROM
Travis Irving	1	9	F	New Westminster (BC Jr. A)
Ben McCullough	2	13	F	SUNY Potsdam
Wayne Van Every	2	21	F	Six Nations (OLA Jr. B)
Holdon Vyse	4	37	D	Six Nations (OLA Jr. A)
Jimmy Purves	5	47	F	Sarnia (OLA Jr. B)
Elija Printup	6	57	T	Six Nations (OLA Jr. A)
Jordan Costa	6	60	F	Mississauga (OLA Jr. B)

## 2010 Orlando Dispersal Draft

Player	RD.	NO.
Jesse Guerin	2	16
Matt Brown	3	26

## 2011

Player	RD.	NO.	POS.	FROM
Jeremy Thompson	2	9	T	Syracuse University
Jeff Cornwall	2	15	D	Coquitlam (BC Jr. A)
Connor Daly	3	24	D	Burlington (OLA Jr. A)
Jerome Thompson	3	25	F	Onondaga Community College
Billy Bitter	4	33	F	University of North Carolina
Dwight Bero	5	41	D	Dartmouth University
Lloyd Chrysler	6	51	D	St. Catharines (OLA Jr. A)

## 2011 Boston Dispersal Draft

Player	RD.	NO.
Kevin Buchanan	1	6
Damon Edwards	2	15

## 2012

Player	RD.	NO.	POS.	FROM
Dhane Smith	1	5	T	Kitchener-Waterloo (OLA Jr. A)
Hayden Smith	2	13	T	Orangeville (OLA Jr. A)
Jordan Critch	2	16	T	Orangeville (OLA Jr. A)
Carter Bender	2	18	F	Brampton (OLA Jr. A)
Kevin Brownell	3	22	T	Robert Morris University
Joel Matthews	4	31	F	University of Detroit Mercy
Wenster Green	5	40	D	Six Nations (OLA Jr. A)

## 2013

Player	RD.	NO.	POS.	FROM
Nick Diachenko	2	14	T	University of Delaware
Mitch Wilde	2	15	T	Robert Morris University
Eric Penney	5	38	G	St. Catharines (OLA Jr. A)
Kevin Pym	6	47	T	Okotoks (OLA Jr. A)
Dylan Goddard	6	53	F	Clarington (OLA Jr. B)

## ALL-TIME DRAFT SELECTIONS

## 2014

Player	RD.	NO.	POS.	FROM
Brandon Goodwin	1	9	T	Adelphi University
Matthew Bennett	2	14	T	Brampton (OLA Jr. A)
Tyler Ferreira	2	18	F	Brampton (OLA Jr. A)
Jordan Dance	3	24	F	Orangeville (OLA Jr. A)
Mike Melnychenko	6	49	F	Chestnut Hill College

## 2015

Player	RD.	NO.	POS.	FROM
Anthony Malcom	2	11	F	Mars Hill University
Mike Triolo	3	27	D	Pfeiffer University
Tim Edwards	4	36	D	Canisius College
Matthew Clearwater-Francisco	5	55	D	Mimico College

## 2016

Player	RD.	NO.	POS.	FROM
Justin Martin	2	13	D	University of Guelph
Kevin Orleman	2	18	G	Delta (BC Jr. A)
TJ Sanders	3	31	F	Penn State University
Bryce Brochu	4	39	F	Wheeling Jesuit University
Drake Smith	5	47	T	Kitchener-Waterloo (OLA Jr. A)
Logan Holmes	6	52	F	Windsor (OLA Jr. B)

## 2017

Player	RD.	NO.	POS.	FROM
Josh Byrne	1	1	F	Hofstra University
Chase Fraser	2	13	F	University of District Columbia
Ethan Schott	2	20	D	Whitby Warriors (OLA Jr. A)
Dallas Bridle	3	33	F	High Point University
Mackenzie Mitchell	4	34	T	Brock University
Connor Laird	4	36	D	Brookline Redman
Dylan Molloy	5	43	F	Brown University
Braden Wallace	6	51	F	Rochester Institute of Technology

## 2018

Player	RD.	NO.	POS.	FROM
Matt Gilray	1	3	T	Bucknell University
Ian MacKay	1	4	T	University of Vermont
Devlin Shanahan	4	43	G	Mimico (OLA Jr. A)

## 2019

Player	RD.	NO.	POS.	FROM
Brent Noseworthy	1	12	D/T	University of Michigan
Nathaniel Kozevnikov	2	29	F	Langley (BCLA Jr. A)
Ryder Garnsey	3	45	F	University of Notre Dame
Taylor Kauffeldt	4	55	D	Barrie (OLA Jr. A)
Tyler Halls	4	60	T	Orangeville (OLA Jr. A)
Joel Watson	6	88	G	Whitby (OLA Jr. A)

## ALL-TIME HOME AND AWAY RECORDS

Home Record						Away Record				
Year	GP	W	L	GF	GA	GP	W	L	GF	GA
1992	4	2	2	81	75	4	3	1	80	50
1993	4	4	0	72	53	4	4	0	71	55
1994	4	3	1	60	47	4	3	1	61	52
1995	4	2	2	61	54	4	1	3	48	54
1996	5	3	2	89	64	5	5	0	83	63
1997	5	3	2	75	76	5	3	2	83	77
1998	6	4	2	87	75	6	2	4	79	96
1999	6	1	5	78	94	6	3	3	80	83
2000	6	5	1	110	98	6	3	3	92	96
2001	7	4	3	131	100	7	4	3	117	118
2002	8	4	4	109	110	8	4	4	99	102
2003	8	8	0	127	82	8	4	4	104	96
2004	8	4	4	96	103	8	4	4	109	95
2005	8	5	3	106	96	8	6	2	111	87
2006	8	6	2	99	78	8	5	3	94	89
2007	8	6	2	120	97	8	4	4	87	91
2008	9	7	2	122	101	7	3	4	81	73
2009	8	5	3	126	80	8	5	3	97	90
2010	8	4	4	92	91	8	4	4	77	79
2011	8	4	4	89	95	8	6	2	80	64
2012	8	4	4	100	91	8	3	5	98	113
2013	8	2	6	78	101	8	4	4	93	110
2014	9	6	3	112	104	9	2	7	78	96
2015	9	7	2	123	97	9	4	5	113	111
2016	9	8	1	119	91	9	5	4	132	123
2017	9	3	6	118	136	9	3	6	108	115
2018	9	4	5	112	112	9	4	5	120	128
2019	9	7	2	111	89	9	7	2	133	97
<b>TOTALS</b>	<b>202</b>	<b>125</b>	<b>77</b>	<b>2,803</b>	<b>2,490</b>	<b>200</b>	<b>108</b>	<b>92</b>	<b>2,608</b>	<b>2,503</b>

## ALL-TIME HOME ATTENDANCE

Home Record					Away Record		
YEAR	GP	ATTENDANCE	AVERAGE	RANK	GP	ATTENDANCE	AVERAGE
1992	4	55,283	13,821		1	15,603	15,603
1993	4	65,300	16,325		2	32,650	16,325
1994	4	65,136	16,284		2	32,120	16,060
1995	4	63,306	15,827		1	10,557	10,557
1996	5	74,419	14,884		2	30,665	15,333
1997	5	87,665	17,533		2	30,170	15,085
1998	6	73,534	12,256		-	-	-
1999	6	48,638	8,106		-	-	-
2000	6	49,116	8,186		1	7,873	7,873
2001	7	56,289	8,041		-	-	-
2002	8	59,382	7,423		-	-	-
2003	8	56,015	7,002		1	6,761	6,761
2004	8	71,435	8,929		-	-	-
2005	8	82,306	10,288	5/10	1	10,014	10,014
2006	8	94,946	12,118	3/11	3	35,111	11,704
2007	8	120,324	15,040	3/13	1	9,003	9,003
2008	9	135,120	15,013	2/12	3	39,046	13,015
2009	8	143,581*	17,947	1/12	1	13,343	13,343
2010	8	132,836	16,604	1/11	-	-	-
2011	8	136,765	17,095	1/10	2	23,622	11,811
2012	8	127,345	15,918	1/9	-	-	-
2013	8	124,960	15,620	1/9	-	-	-
2014	9	131,506	14,611	2/9	1	9,209	9,209
2015	9	128,847	14,316	2/9	-	-	-
2016	9	142,505	15,833	1/9	2	26,947	13,473
2017	9	136,340	15,148	1/9	-	-	-
2018	9	127,634	14,181	2/9	-	-	-
2019	9	117,415	13,046	2/11	3	39,158	13,052

\* All-Time NHL Attendance Record. - Longest sellout streak including playoffs: 10 games, January 23, 1993 to March 26, 1994.



## SEASON OPENERS

Season Openers			Away Record	
SEASON	SCORE	RESULT	OPPONENT	DATE
1992:	21-17	L	vs. New York	January 4, 1992
1993:	17-10	W	at Pittsburgh	January 9, 1993
1994:	17-16	W	at Detroit	January 21, 1994
1995:	17-13	W	vs. Philadelphia	January 7, 1995
1996:	15-12	W	at Philadelphia	January 12, 1996
1997:	19-17	L	vs. Rochester	January 4, 1997
1998:	14-12	L	vs. Philadelphia	January 3, 1998
1999:	18-17	W	at Philadelphia	January 8, 1999
2000:	17-14	L	vs. Toronto	January 8, 2000
2001:	20-19	W	at Washington	December 30, 2000
2002:	17-15	W	vs. Washington	November 24, 2001
2003:	11-10	W	vs. Albany	January 4, 2003
2004:	12-11	W	vs. Rochester	January 3, 2004
2005:	15-13	L	vs. Toronto	January 7, 2005
2006:	13-11	W	at Toronto	January 13, 2006
2007:	11-10	L	at Portland	December 30, 2006
2008:	12-9	L	vs. Rochester	January 11, 2008
2009:	15-11	W	vs. Philadelphia	January 3, 2009
2010:	10-5	L	at Rochester	January 9, 2010
2011:	10-9	L	at Calgary	January 8, 2011
2012:	14-10	W	vs. Toronto	January 14, 2012
2013:	13-8	L	at Philadelphia	January 11, 2013
2014:	17-13	L	vs. Philadelphia	December 28, 2013
2015:	12-8	L	at New England	January 2, 2015
2016:	10-9	W	vs. Calgary	January 9, 2016
2017:	12-8	L	vs. Colorado	December 30, 2016
2018:	13-9	W	vs. Toronto	December 8, 2017
2019:	17-15	W	at Philadelphia	December 15, 2018

Home: 8-8    Road: 7-5    Total: 15-13

## ALL-TIME UNIFORM NUMBERS

## All-Time Uniform Numbers

<b>0</b>	Ben McCullough	<b>16</b>	Rich Kilgour, Bill O'Hanlon
<b>1</b>	Matt Disher, Ross Cowie	<b>17</b>	Ryan Benesch, Tracey Kelusky, Brandon Swamp, Kyle Lavery, D'Arcy Sweet, Brian Hall
<b>2</b>	Chris Cloutier, Jerome Thompson, Ian Llord, Troy Bonterre, Ray Guze, Ryan Powell, Ryan McDermott, Clint Jones	<b>18</b>	Tim Edwards, Glen Bryan, AJ Shannon, Phil Sanderson, Randy Fraser, Derek Malawsky, Cam Bomberly, Randy Mearns, Neil Doddridge, Donald Henry
<b>3</b>	Billy Dee Smith, Roy Colsey, Ryan Sanderson	<b>19</b>	Matthew Bennett, Zac Reid, Chad Culp, Darryl Gibson, Sean Greenhalgh, Brenden Thenhaus, Tyler Francey, Jason Clark, Kelly Sullivan, Andy Dudun, Andy Ogilvie, Kevin Cox, Tyler Francey
<b>4</b>	Ian MacKay, Ethan Schott, Jamie Batson, Joel Matthews, Scott Self, Andrew Lazore, Mario Lopez, Brian Silcott, Tom Phair	<b>20</b>	Nick Weiss, Derek Hopcroft, Chad Culp, Rusty Kruger, Andy Ogilvie, Shaydon Santos, Gary Edmands
<b>5</b>	Adam Will, Joe Resetarits, Frank Resetarits, Clay Hill, Glen Lay, Steve Fannel	<b>21</b>	Justin Martin, Tyler Ferreira, Daryl Seymour, Jeff Hardill, Jim Bissell, Ted Dowling, Neil Doddridge
<b>6</b>	Derek Suddons, Chris White, Neal Powless, Rob Kirkby, Miles General, Gerry Hiltz, Mike Benedict	<b>22</b>	Josh Byrne, Andrew Watt, Kyle Clancy, Ryan Powell, Travis Kilgour, Bill Meagher
<b>7</b>	Bryce Sweeting, Derek Suddons, Jon Harasym, Chris Prat, Derek Laub	<b>23</b>	Steve Priolo, Pat McCready, Bob Fisher
<b>8</b>	Kevin Brownell, Delby Powless, AJ Shannon, Sean Holmes, Craig Stevenson	<b>24</b>	Mitch Jones, Kyle Schmelzle, Chris Seller, Matt Steinwald, Jason Luke
<b>9</b>	Mark Steenhuis, Mark Cochrane, Neil Doddridge, Bob Henry, Bill Meagher**	<b>25</b>	Matt Spanger, Brad Self, Drew Candy, Jonas Derks
<b>10</b>	Blaze Riorden, Aaron Wilson, Mike McNamara, Brenden Thenhaus, Pat McCready, Darren Mutch, Andy Ogilvie, Grant Johnston, Mike Hasen	<b>26</b>	Brett Bucktooth, Greg Floris, Craig Gelsvik, Kevin Alexander
<b>11</b>	John Tavares	<b>27</b>	Glen Bryan, Mat Giles, Kyle Couling
<b>12</b>	Mitch de Snoo, Brian Croswell, Brandon Swamp, Kyle Schmelzle, Lindsay Plunkett, Brian Nikula, Mark Burnam, Casey Zaph, Jamie Batley	<b>28</b>	Vaughn Harris, Mike Hominuck, Clay Hill, Jim Vilneff, Bob Hamley, Nick Trudeau
<b>13</b>	David Brock, Jeff Cornwall, Jonas Derks, Marc Landriault, John Rosa, Bill Kerr, Matt Hunt	<b>29</b>	Ken Montour
<b>14</b>	Thomas Hoggarth, Pat Saunders, Mike McNamara, Joe Smith, Kyle Jamieson, Shane Wannamaker, Tim Bomberly, John Zulberti	<b>30</b>	Tim Edwards, Steve Dietrich, Clint Jones
<b>15</b>	Shawn Evans, Matthew Bennett, Luke Wiles, Chris Corbeil, Dan Teat, Kevin Howard, Jamie Batley, Barry Powless, Dan Teat	<b>31</b>	Corey Quinn, Pat O'Toole
		<b>32</b>	Dallas Bridle, Chris Langdale, Jim Veltman

# 2019-20 MEDIA GUIDE BUFFALO BANDITS

## ALL-TIME UNIFORM NUMBERS

### All-Time Uniform Numbers

<b>33</b>	Zach Higgins, Kevin Buchanan, Ken Montour, Chris Levis, Kevin Brunsch, Rich Kilgour, Robert Henry, Brent Rothfuss
<b>34</b>	Thomas Gardner*, Rodd Squire, Clint Jones, Chris Clark
<b>35</b>	Darris Kilgour
<b>36</b>	Daryl Veltman, Randy Mearns, Stu Aird
<b>37</b>	Ethan O'Connor, Liam Patten, Nick Cotter, Travis Kilgour, Tom Emmick
<b>38</b>	Kurtis Wagar, Scott Komer
<b>39</b>	Jon Harnett, Bill Warder, Bill Gerrie
<b>40</b>	Scott Komer, Troy Cordingley, Mike Mooradian
<b>42</b>	Rory Smith, Pat Maddalena
<b>43</b>	Darris Kilgour
<b>44</b>	Anthony Cosmo, Mike Accursi, Steve Kisslinger, Dean Cecconi, Shaughnessy
<b>45</b>	Corey Small, Reid Acton, Derek Keenan
<b>46</b>	Carl Jutzin, Paul Day
<b>47</b>	Peter Tavares
<b>48</b>	Matt Vinc, Derek Collins, Marty O'Neill
<b>49</b>	Craig Point, Aime Caines, Chris Redwood, Tyson Leies
<b>51</b>	Shawn Williams, Kevin Dostie
<b>53</b>	Chris Panos
<b>54</b>	Jason Crosbie
<b>55</b>	Mitch Wilde, Angus Goodleaf, Jamie Hackel, Clay Squire, Scott Driscoll
<b>56</b>	Drew Petkoff, Scott Self

<b>60</b>	Ryan Avery
<b>61</b>	Bryce Brochu
<b>63</b>	Tom Montour
<b>65</b>	Davide DiRuscio, Clay Hill
<b>66</b>	Alex Kedoh Hill, Mike Thompson, Scott Hochstadt
<b>71</b>	Zach Herreweyers, Brier Jonathan, Brandon Goodwin
<b>72</b>	Cory Bomberly
<b>74</b>	Jeremy Thompson
<b>75</b>	Jay Thorimbert
<b>77</b>	Kyle Sweeney, Jeff Shattler, Brandon Piccarreto, Bill Callan
<b>78</b>	Jordan Durston
<b>81</b>	Matt Gilray, Ryan Fournier, Roger Vyse
<b>84</b>	Brandon Francis, Kerry Susheski
<b>85</b>	Derek General
<b>86</b>	Daniel Sams
<b>88</b>	Craig England, Travis Irving, Cody Jacobs, Rich Catton, Jason Henhawk
<b>89</b>	Carter Bender, Derek Graham
<b>90</b>	Jamie Rooney, Mike Hominuck, Phil Wetherup
<b>91</b>	Thomas Hoggarth, Jordan Critch, Darryl Gibson, Chris Clark, Steve Fannell
<b>92</b>	Dhane Smith, Dallas Squire
<b>93</b>	Anthony Malcom, Jordan Dance, Chris Driscoll, Kim Squire
<b>94</b>	Ryan Wagner, Ryan Sanderson

## ALL-TIME UNIFORM NUMBERS

## All-Time Uniform Numbers

**95** Chase Fraser**96** Bill O'Brien**97** Hayden Smith, Bryan Kazarian**98** Callum Crawford, Jimmy Purves, Mike Mooradian**99** Delby Powless**Notes:**

Italics indicates retired number

\* Jersey number 34 was retired in memory of Thomas Gardner, a renowned local coach who helped organize lacrosse in Orchard Park, NY and across Western New York.

\*\* Due to a last-minute roster change (injury related - D. Kilgour), Bill Meagher was pressed into action March 26, 1994 vs. Detroit and had to wear sweater number 9 (Mark Cochrane was also scratched due to injury that night).

Any player who took part in at least one Bandits regular-season game in his career is listed. Ten players were on the Bandits' roster but never played a game for Buffalo:

#2 - Clayton Henry (1993)

#4 - Donald Henry (1995)

#5 - Tom Nelson (1992)

#8 - Chris Goss (1992)

#18 - Reid Creighton (2017)

#18 - Tom Gravante (1992)

#30 - Devlin Shanahan (2019)

#41 - Zach Tomkinson (2017)

#41 - Vernon Jacobs (1995)

#94 - Josh Medeiros (2019)

## RECORDS vs. OTHER TEAMS

Record vs Other Teams	Reg. Season	Home			Away			Overall		
Team	Seasons	GP	W	L	GP	W	L	GP	W	L
<b>Anaheim/New Jersey*</b>	2002-2005	3	3	0	2	2	0	5	5	0
- Anaheim Storm	2004-2005	2	2	0	1	1	0	3	3	0
- New Jersey Storm	2002-2003	1	1	0	1	1	0	2	2	0
<b>Arizona/Columbus*</b>	2001-2008	5	5	0	4	4	0	9	9	0
- Arizona Sting	2004-2008	2	2	0	1	1	0	3	3	0
- Columbus Landsharks	2001-2003	3	3	0	3	3	0	6	6	0
<b>Boston Blazers [1]*a</b>	1989-1997	5	3	2	6	4	2	11	7	4
<b>Boston Blazers [2]*b</b>	2009-2011	4	2	2	3	3	0	7	5	2
<b>CALGARY ROUGHNECKS</b>	2002-Present	5	4	1	9	4	5	14	8	6
<b>Charlotte Cobras*</b>	1996	1	1	0	0	0	0	1	1	0
<b>Chicago Shamrox*</b>	2007-2008	2	2	0	2	2	0	4	4	0
<b>COLORADO MAMMOTH</b>	1987-Present	20	13	7	14	7	7	34	20	14
- Colorado Mammoth	2003-Present	10	6	4	6	1	5	16	7	9
- Washington Power	2001-2002	2	1	1	2	2	0	4	3	1
- Pittsburgh CrosseFire	2000	0	0	0	1	0	1	1	0	1
- Baltimore Thunder	1987-1999	8	6	2	5	4	1	13	10	3
<b>Detroit Turbos*</b>	1989-1995	3	2	1	3	3	0	6	5	1
<b>GEORGIA SWARM</b>	2005-Present	19	13	6	16	10	6	35	23	12
- Georgia Swarm	2016-Present	5	1	4	5	3	2	10	4	6
- Minnesota Swarm	2005-2015	14	12	2	11	7	4	25	19	6
<b>HALIFAX THUNDERBIRDS</b>	1995-Present	32	16	16	37	13	24	69	29	40
Halifax Thunderbirds	2020-Present	0	0	0	0	0	0	0	0	0
Rochester Knighthawks	1995-2019	32	16	16	37	13	24	69	29	40
<b>Montreal Express*c</b>	2002	1	0	1	1	0	1	2	0	2
<b>NEW ENGLAND BLACK WOLVES</b>	1987-Present	34	20	14	33	17	16	67	37	30
- New England Black Wolves	2015-Present	7	5	2	9	6	3	16	11	5
- Philadelphia Wings	1987-2014	27	15	12	24	11	13	51	26	25

# 2019-20 MEDIA GUIDE BUFFALO BANDITS

## RECORDS vs. OTHER TEAMS

Record vs Other Teams	Reg. Season	Home			Away			Overall		
Team	Seasons	GP	W	L	GP	W	L	GP	W	L
<b>New York Saints*</b>	1989-2003	6	4	2	10	7	3	16	11	5
<b>Orlando/New York*</b>	2007-2010	4	3	1	4	1	3	8	4	4
- Orlando Titans	2010	1	1	0	1	0	1	2	1	1
- New York Titans	2007-2009	3	2	1	3	1	2	6	3	3
<b>Ottawa/Syracuse*</b>	1998-2003	5	5	0	4	3	1	9	8	1
- Ottawa Rebel	2001-2003	2	2	0	2	2	0	4	4	0
- Syracuse Smash	1998-2000	3	3	0	2	1	1	5	4	1
<b>PHILADELPHIA WINGS</b>	2019-Present	1	1	0	2	2	0	3	3	0
<b>Pittsburgh Bulls*</b>	1990-1993	0	0	0	2	2	0	2	2	0
<b>Portland Lumberjax*</b>	2006-2009	3	3	0	1	0	1	4	3	1
<b>SAN DIEGO SEALS</b>	2019-Present	0	0	0	1	1	0	1	1	0
<b>SASKATCHEWAN RUSH</b>	2006-Present	4	1	3	7	4	3	11	5	6
- Saskatchewan Rush	2016-Present	2	0	2	3	3	0	5	3	2
- Edmonton Rush	2006-2015	2	1	1	4	1	3	6	2	4
<b>TORONTO ROCK</b>	1998-Present	32	15	17	27	11	16	59	26	33
- Toronto Rock	1999-Present	31	14	17	26	11	15	57	25	32
- Ontario Raiders	1998	1	1	0	1	0	1	2	1	1
<b>Vancouver Ravens*</b>	2002-2004	1	1	0	1	0	1	2	1	1
<b>VANCOUVER STEALTH</b>	2000-Present	12	8	4	12	9	3	24	17	7
- Vancouver Stealth	2014-Present	5	4	1	4	3	1	9	7	2
- Washington Stealth	2010-2013	2	0	2	3	2	1	5	2	3
- San Jose Stealth	2004-2009	1	1	0	1	1	0	2	2	0
- Albany Attack	2000-2003	4	3	1	4	3	1	8	6	2
<b>Overall</b>		<b>202</b>	<b>125</b>	<b>77</b>	<b>201</b>	<b>109</b>	<b>92</b>	<b>403</b>	<b>234</b>	<b>169</b>

\* Denotes defunct franchise

a: The original Blazers franchise was named the New England Blazers from 1987-91. In 1992 the team was renamed to the Boston Blazers.

b: The second incarnation of the Blazers that played from 2009-11 is considered an expansion franchise and not a continuation of the first team to hold that name.

c: The Swarm purchased the franchise rights of the Montreal Express and brought the team to Minnesota for the 2005 season. However, the records and previous history of the Express were not retained, and the Swarm are considered an expansion franchise.

d: Under the best-of-three format, because a series was tied 1-1 after two regulation games, a 10-minute mini-game was played immediately following the conclusion of the second game. Both of those games are accounted for in this tally.

e: 2014 - Rochester won the second game of the series at home to force the mini-game, then won the mini-game to win the East Division Final. Both games are accounted for in this tally.

# 2019-20 MEDIA GUIDE BUFFALO BANDITS

## NATIONAL LACROSSE LEAGUE AWARDS

### NLL Award Winners

YEAR	PLAYER	AWARD
1992	Derek Keenan	Rookie of the Year
1994	John Tavares	MVP
2000	John Tavares	MVP
2001	John Tavares	MVP
2003	Darris Kilgour	Les Bartley Head Coach of the Year
2003	Kurt Silcott	GM of the Year
2005	Steve Dietrich	Goaltender of the year
2006	Steve Dietrich	Goaltender of the year
2006	Steve Dietrich	MVP
2007	Dave Zyga	Executive of the Year
2008	Mark Steenhuis	Transition Player of the Year
2009	Billy Dee Smith	Defensive Player of the Year
2009	Ken Montour	Goaltender of the year
2016	Steve Dietrich	GM of the Year
2016	Dhane Smith	MVP
2017-18	Craig England	Teammate of the Year
2018-19	Steve Dietrich	General Manager of the Year
2018-19	Rich Kilgour and John Tavares	Les Bartley Head Coach of the Year
2018-19	Matt Vinc	Goaltender of the Year

#### Notes:

- Rookie of the Year has been awarded annually since 1991
- League MVP has been awarded annually since 1994
- Executive of the Year has been awarded annually since 2001
- Les Bartley Head Coach of the Year has been awarded annually since 2001
- Defensive Player of the Year has been awarded annually since 2002
- Goaltender of the Year has been awarded annually since 2002
- General Manager of the Year has been awarded annually since 2002
- Sportsmanship Award has been awarded annually since 2002
  - ("Demonstrate exemplary levels of leadership and sportsmanship to go along with outstanding play")*
- Transition Player of the Year has been awarded annually since 2007
- Teammate of the Year has been awarded annually since 2015
  - ("Demonstrate exemplary teamwork and leadership qualities")*
- Wingman of the Year has been awarded annually since 2015
  - ("Based on their performance on the turf with respect to passing prowess and playmaking abilities")*

## LEAGUE ALL-PRO TEAM HONOREES

## League All-Pro Team Honorees

Year	Player	Position	Team
1992	Derek Keenan	Forward	Second
1992	Darris Kilgour	Forward	Second
1992	Jim Veltman	Forward	Second
1993	John Tavares	Forward	First
1993	Jim Veltman	Forward	First
1993	Derek Keenan	Forward	Second
1994	John Tavares	Forward	First
1994	Jim Veltman	Forward	First
1995	John Tavares	Forward	First
1995	Jim Veltman	Forward	First
1996	John Tavares	Forward	First
1996	Jim Veltman	Forward	First
1997	John Tavares	Forward	First
1997	Darris Kilgour	Forward	Second
1998	John Tavares	Forward	First
1999	John Tavares	Forward	First
2000	John Tavares	Forward	First
2000	Mike Accursi	Forward	Second
2001	John Tavares	Forward	First
2001	Phil Wetherup	Goaltender	Rookie
2002	John Tavares	Forward	Second
2003	John Tavares	Forward	First
2004	John Tavares	Forward	First
2004	Al Shannon	Forward	Rookie
2005	John Tavares	Forward	First
2005	Steve Dietrich	Goaltender	First
2005	Delby Powless	Forward	Rookie
2006	Steve Dietrich	Goaltender	First
2006	John Tavares	Forward	Second
2007	John Tavares	Forward	First
2008	John Tavares	Forward	First
2008	Mark Steenhuis	Transition	First
2009	Billy Dee Smith	Defense	First
2009	Ken Montour	Goaltender	First
2009	John Tavares	Forward	Second
2009	Mark Steenhuis	Transition	Second
2010	Chris Corbeil	Defense	Rookie
2011	John Tavares	Forward	Second
2012	John Tavares	Forward	Second
2013	Dhane Smith	Forward	Rookie
2015	Ryan Benesch	Forward	First
2015	Steve Priolo	Defense	Second
2016	Dhane Smith	Forward	First
2018	Josh Byrne	Forward	Rookie
2019	Matt Vinc	Goaltender	First
2019	Steve Priolo	Defense	Second
2019	Ian MacKay	Transition	Rookie

## Notes:

- All-League Teams have been named annually since 1990
- All-Rookie Teams have been named annually since 2001

## BANDITS IN THE NLL HALL OF FAME

## Bandits in the NLL Hall of Fame

Class	Name	Position	Years with Buffalo
2006	Les Bartley	Head Coach	1992-1997
2007	Darris Kilgour	Forward	1992-1999
2008	John Mouradian	General Manager	1992-1997
2009	Jim Veltman	Defense	1992-1996
2010	Rich Kilgour	Transition	1992-2009
2012	Steve Dietrich	Goaltender	2002-2007
2013	Pat O'Toole	Goaltender	1996-1998
2016	Tracey Kelusky	Forward	2011-2013
2016	John Tavares	Forward	1992-2014

## Notes:

- The National Lacrosse League Hall of Fame was chartered in 2005, with 2006 featuring the first class of inaugurates.





---

**BANDITS.COM**

1 SEYMOUR H KNOX III PLAZA, BUFFALO, NY 14203