

MEDIA GUIDE

2017 BUFFALO BANDITS LACROSSE



BUFFALO BANDITS OFFICIAL SPONSORS

2017 BANDITS MEDIA GUIDE





2017 SCHEDULE

- VS COLORADO**
12/30 FRIDAY | 7:30PM
- VS GEORGIA**
1/14 SATURDAY | 7:30PM
- VS VANCOUVER**
1/21 SATURDAY | 7:30PM
- AT NEW ENGLAND**
1/28 SATURDAY | 7:00PM
- AT TORONTO**
2/3 FRIDAY | 7:30PM
- VS NEW ENGLAND**
2/17 FRIDAY | 7:30PM
- AT NEW ENGLAND**
2/19 SUNDAY | 1:00PM
- VS TORONTO**
2/25 SATURDAY | 7:30PM
- VS ROCHESTER**
3/3 FRIDAY | 7:00PM
- AT ROCHESTER**
3/4 SATURDAY | 1:00PM
- AT VANCOUVER**
3/17 FRIDAY | 10:30PM
- AT ROCHESTER**
3/25 SATURDAY | 7:30PM
- VS SASHATCHEWAN**
4/1 SATURDAY | 7:30PM
- AT CALGARY**
4/8 SATURDAY | 9:00PM
- AT TORONTO**
4/14 FRIDAY | 7:30PM
- AT GEORGIA**
4/15 SATURDAY | 7:05PM
- VS GEORGIA**
4/22 SATURDAY | 7:30PM
- VS TORONTO**
4/29 SATURDAY | 7:30PM



BANDITS.COM



TABLE OF CONTENTS

2017 BANDITS MEDIA GUIDE



TEAM INFORMATION

Team Contacts	6
Media Information.....	7
Directions to KeyBank Center & Practice Facility.....	8
KeyBank Center	9
Terrence M. Pegula, Owner.....	10
Russ Brandon, President/Alternate Governor of the Buffalo Sabres.....	12
Dave Zygaj, Governor/VP of Legal Affairs; Scott Loffler, Director of Lacrosse Operations/Alternate Governor	13
Steve Dietrich, General Manager.....	14
Troy Cordingly, Head Coach	15
Assistant Coaches/Lacrosse Staff.....	16

THE PLAYERS

2017 Buffalo Bandits Roster.....	20
Player Bios	21

SEASON REVIEW

2016 NLL Final Standings.....	51
NLL Leaders & All-Stars.....	52

BANDITS HISTORY

All-Time Regular-Season Results.....	54
Year-by-Year Statistics	65
All-Time Regular-Season Individual Scoring.....	90
All-Time Goaltender Stats	96
Year-by-Year Leaders	97
Individual Single-Game Records.....	98
All-Time Single-Season Leaders.....	100
Career Regular-Season Leaders.....	102
Bandits Playoff Career Leaders.....	103
Team Game Records - Playoffs.....	104
Team Regular-Season Game Records.....	105
All-Time Playoff Results.....	106
All-Time Draft History	112
All-Time Home and Away Records	118
All-Time Home Attendance.....	119
Season Openers.....	120
All-Time Uniform Numbers.....	121
Records vs. Other Teams.....	123
League Award Winners	126
League All-Pro Team Honorees	127
League All-Star Team Honorees	128



PROJOY



TEAM INFORMATION

2017 BUFFALO BANDITS MEDIA GUIDE

PROJOY



TEAM CONTACTS

2017 BANDITS MEDIA GUIDE



Telephone/Executive Office.....	716.855.4100
Ticket Sales.....	716.855.4444
Home Field/Executive Office.....	KeyBank Center
Seating Capacity.....	19,070
Training Camp/Practice Site.....	Iroquois Lacrosse Arena – Hagersville, Ont., Canada
Team Colors.....	Black, Orange PMS 165, Pantone Violet and White
Team Founded.....	Fall 1991
Owner.....	Terrence M. Pegula
President.....	Russ Brandon
Governor/ Vice President Legal Affairs.....	David Zygaj
Director of Lacrosse Operations.....	Scott Loffler
General Manager.....	Steve Dietrich
Head Coach.....	Troy Cordingley
Director of Corporate Sales.....	Joe Foy
Vice President of Public/Community Relations.....	Michael Gilbert
Director of Marketing.....	John Durbin
Vice President of Creative Services.....	Frank Cravotta
Vice President of Arena Operations.....	Stan Makowski
Director of Game Presentation.....	Kelsey Schneider
Media Relations Assistant.....	Jim Christopher
Media Relations Assistant.....	Matt Birt
Digital Content Coordinator.....	Jourdon LaBarber
Social Media Coordinator.....	Craig Kanalley
Media Guide Design.....	Kristine Hotchkiss & Vicki Sitek
Team Photographer.....	Bill Wippert



MEDIA INFORMATION

2017 BANDITS MEDIA GUIDE



Requests for information should be directed to: Buffalo Bandits, Attn: Buffalo Bandits PR, KeyBank Center, One Seymour H. Knox III Plaza, Buffalo, N.Y., 14203. Fax transmissions can be sent to (716) 855-4162 Attn: Buffalo Bandits PR.

Because of the size of the home game schedule, “season media passes” do not exist. Press box seats will be filled on a space-available basis. Those who need media credentials should contact Buffalo Bandits PR via email (PublicRelations@bandits.com) or phone (716-855-4127) by noon on the day before a home game.

Furthermore, freelance photographers will be admitted on an assignment-only basis, which must come from the photo editor. All requests for pre-game (such as live shots for newscasts at the dinner hour) and half-time interviews should be given to the media relations department by noon on the day before a home game.

The media entrance to KeyBank Center during Bandits games is located on the Illinois Street side of the building at street level. There is no media parking area. Credentials can be picked up at the credential table (located past security base) 90 minutes before the game. For those who need credentials prior to the opening of the credential table, press credentials can be picked up at the arena’s security base starting first thing in the morning on the day of the game. After the start of the game, credentials will be held at the security office for late-arriving media members.

To reach the press box you must use the freight elevator, located behind the security office/media entrance. Take the freight elevator to the level marked “P.” Credentials should be displayed at all times for admission to the press box and dressing room areas. There are electrical outlets at all seats in the press box.

Smoking and consumption of alcohol is prohibited for all credentialed media in the press box or any other area of KeyBank Center.

Media members are prohibited from wearing team attire or colors. Any media member who has been issued a credential must sit in the press box for the duration of the game. Violators of any of these rules will be subject to expulsion from KeyBank Center.



DIRECTIONS TO KEYBANK CENTER

From the North (including Canada):

Take I-190 South.

Exit 5 (Louisiana Street): At the bottom of the exit turn left. Turn right onto Perry Street (first light) or onto South Park Avenue (second light). KeyBank Center is straight ahead. Parking is available just past Michigan Street.

From the South, East, and West (via Thruway):

Take Interstate 90 (Thruway) to Exit 53, which is I-190 North.

Exit 6 (Elm Street): As you exit 190, bear right to the ramp, and turn right onto Seneca Street. Take Seneca Street to the first light and turn right onto Michigan Street. Take Michigan Street over the bridge. You will see KeyBank Center to your right. Parking is available in the lot and ramp off both Perry Street and South Park Avenue.

From the East:

From Interstate 90 (Thruway) take Route 33 to Downtown Buffalo. Continue on Oak Street all the way to 190 South and exit immediately at Exit 5 (Louisiana Street). At the bottom of the exit, turn left. Turn right onto Perry Street (first light) or onto South Park Avenue (second light). KeyBank Center is straight ahead on the right. Parking is available just past Michigan Street.

From the South (Lakeshore):

Take Route 5 over the Skyway. Exit onto Route 190 South.

Exit 5 (Louisiana Street): At the bottom of the exit turn left. Turn right onto Perry Street (first light) or onto South Park Avenue (second light). KeyBank Center is straight ahead. Parking is available just past Michigan Street.

PRACTICE FACILITY

Practices are usually held at Iroquois Lacrosse Arena (ILA) in Hagersville, ON. Practices are open to the media. Reporters should contact the media relations department to verify location and times.

Iroquois Lacrosse Arena:
3201 Second Line
Hagersville, ON N0A 1H0
(905) 768-3999



KEYBANK CENTER

2017 BANDITS MEDIA GUIDE



ADDRESS: One Seymour H. Knox III Plaza, Buffalo, NY 14203

LOCATION: At the foot of Main St. and South Park Ave. on the Buffalo waterfront

CEREMONIAL GROUNDBREAKING: Nov. 4, 1994

GALA GRAND OPENING EVENT: Sept. 27, 1996, an evening of entertainment featuring appearances by: Doc Severinsen and the Buffalo Philharmonic Orchestra, figure skater Brian Boitano, aerialists, singer Ani DiFranco, and members of the Sabres and Bandits.

FIRST LACROSSE GAME: Jan. 4, 1997 vs. Rochester Knighthawks (19-17 win by Rochester; before a crowd of 18,595).

FIRST HOCKEY GAME: Sept. 21, 1996, preseason game vs. Toronto Maple Leafs (3-1 Buffalo win; first goal by the Sabres' Brian Holzinger at 5:24 of the first period on Toronto goalie Don Beaupre).

FIRST REGULAR-SEASON HOCKEY GAME: Oct. 12, 1996, vs. Detroit Red Wings (6-1 win by Detroit; first regular-season goal in KeyBank Center was by the Wings' Vyacheslav Kozlov at 15:41 of the first period on Buffalo's Dominik Hasek; first Buffalo regular-season goal in KeyBank Center by Michael Peca at 5:24 of third period on Detroit goaltender Mike Vernon).

SEATING CAPACITY:

- 19,070 for hockey, lacrosse and football
- 19,100 for basketball
- 21,500 for concerts
- (building size - 700,000 square feet)

COST: \$127.5 million (\$72 million from private sources and \$55 million from the combined resources of New York State, Erie County, and the City of Buffalo)

PROJECT ARCHITECTS:

- Ellerbe Becket • Bergmann • Espacio/Hamilton Houston Lownie • Flynn Battaglia Architects
- Buffalo Office Interiors/Hovey-Nardini Architects • Gordon Architects/Planners

FEATURES:

- 1,100-space attached parking garage.
- Four seating levels, including club level seats located one level below the suites. These seats have direct access to the weather-protected parking garage as well as concierge and in-seat food & beverage services.
- 80 mid-level suites, featuring all of the club-seat amenities plus private restrooms. Suites seat 12 but can hold up to 18.
- The Party Suite - located on KeyBank Center's 200-level KeyBank Club, is primarily used for Buffalo Sabres games. It comes complete with seating in Club Seat section 202, a great view of the Center event area, and access to the 200 Level Harbour Club.
- The Lexus Club (100 level) and Harbour Club (200 level) possess extensive banquet facilities while offering views of both the arena floor and the Buffalo waterfront. Both formal and casual dining are offered at the two locations.
- The Pour Man's Aud Club - a nostalgic "time-warp" for long-time Buffalo Sabres fans featuring refurbished artifacts taken from the Memorial Auditorium.
- Food courts
- Sabres team store - at 5,000 square feet, it is one of the largest in-arena merchandise stores in the NHL.
- Labatt Blue Zone Headlines sports bar - includes displays and other features telling the history of amateur and professional sports in Buffalo.
- Pavilion - The 330' long by 65' high glass-enclosed structure serves as the main entrance/exit in the arena.
- The Greater Buffalo Sports Hall of Fame Display- located in the Pavilion, just outside the Sabres Store.
- Enhanced Wi-Fi access throughout the building
- Ephesus sports LED lighting and controls system

In addition to the Buffalo Bandits, the Buffalo Sabres (National Hockey League) play their home games at KeyBank Center. The arena also hosts college basketball games featuring the four WNY NCAA Division I teams: Canisius College, Niagara University, University at Buffalo and St. Bonaventure University.

KeyBank Center has also played host to the 2000, 2004, 2007, 2010 and 2014 NCAA Division I Men's Basketball Championship first and second rounds, the 2003 NCAA Division I Men's Ice Hockey Frozen Four, the 2011 IIHF U20 World Junior Championship and the 2012 NLL All-Star Game. KeyBank Center also hosted USA Hockey's inaugural All-American Prospects Game in 2012, the third-annual All-American Prospects game in 2014. In addition, it was the site of the 2016 NHL Draft, and the 1999, 2001 and 2009 NLL Entry Drafts.



OWNER

TERRENCE M. PEGULA

2017 BANDITS MEDIA GUIDE



Back in 1983, Terry Pegula told his business partner Robert H. Long, Jr., “If I ever have more than two nickels to my name, I’m going to buy the Buffalo Sabres one day.” Almost 30 years later, On Feb. 22, 2011, Terry’s dream came to fruition.

A NEW ERA OF SABRES HOCKEY

After taking over control of the team, the Pegulas began to rebuild the franchise. Tim Murray and Dan Bylsma were brought in as general manager and head coach, and the team added key draft picks and free agents to fill out the roster. Sam Reinhart and Jack Eichel were selected with No. 2 overall picks in the 2014 and 2015 NHL Drafts, and Murray acquired Ryan O’Reilly in a trade and Kyle Okposo via free agency. Their arrival, coupled with other acquisitions and existing players, formed the team’s nucleus going forward.

The momentum of this new era has continued off the ice as well. The Sabres have seen increased home attendance and television ratings, a multimillion dollar arena renovation, and numerous national and international events awarded to the team and the city.

Buffalo was chosen to host the 2015 and 2016 NHL Scouting Combines, marking the first time in 16 years the event had been hosted in a city other than Toronto. On June 24 and 25, 2016, the eyes of the world were on Buffalo as the Sabres hosted the 2016 NHL Draft.

Internationally, the organization’s bid to host the 2018 IIHF World Hockey Championship was accepted on Dec. 4, 2015. The tournament will feature the first-ever outdoor game in World Juniors history, which will be played at New Era Field.

HARBORCENTER

In 2012 Terry and Kim Pegula looked to make an even bigger impact on the City of Buffalo. On Aug. 29, 2012, it was announced that the city had selected the Pegulas and their development team to develop and construct HarborCenter, a \$200 million multipurpose facility that sits directly across from KeyBank Center, the home of the Sabres, in the city’s Canalside District. HarborCenter is anchored by two new NHL-size ice rinks that are used year-round by a variety of Buffalo-area hockey teams and leagues.

Also in the facility is (716) Food and Sport, an upscale, sports-themed bar and restaurant, a one-of-a-kind Tim Hortons location that pays homage to the former Sabres player, additional retail space, a parking structure and a 200-room, full-service Marriott hotel. The Healthy Scratch, a healthy, quick-service restaurant conceptualized by Jessie and Kelly Pegula, joined the HarborCenter portfolio in 2016.

HarborCenter draws more than 500,000 people to downtown Buffalo annually and, coupled with KeyBank Center, provides a premier destination for hockey fans.

ROCHESTER REUNION

Soon after purchasing the Sabres, the Pegulas explored the idea of acquiring the Rochester Americans, the AHL team that had previously spent 29 years as the Sabres’ affiliate before a three-year hiatus. On June 24, 2011, the Sabres announced the reunification of the Western New York teams as Pegula became the owner of the Amerks and resumed one of the longest and most successful partnerships between an NHL and AHL club.

ONE BUFFALO

On Friday, Oct. 14, 2014, the Pegulas realized another long-time dream as they became the second owners in the Buffalo Bills’ 55-year franchise history.

“My name is Terry Pegula and the Pegulas just bought a football team. Actually, that’s not totally correct... we all just bought a team... our team... the Buffalo Bills. The name of our team will not change. It will stay the Buffalo Bills.”

With Terry’s quote, the Pegula era of Buffalo Bills football was ushered in with the assurance that the Bills would stay in Western New York.

In August 2016, the Bills announced the team’s stadium would be known as New Era Field. The stadium will serve as a prominent symbol of the partnership between two of Buffalo’s most recognizable brands.

COMMITMENT TO EDUCATION

On Sept. 17, 2010 Terry and Kim donated \$88 million to Penn State University – the largest private gift in the history of the school – to fund a state-of-the-art, multi-purpose arena and a world-class practice facility, to help establish an NCAA Division I men’s hockey program. The Pegulas announced in 2012 they would increase their donation to the Nittany Lion hockey program to \$102 million to allow for the endowment of student athlete scholarships.

Thanks to their generosity, Penn State has been able to add both men’s and women’s varsity hockey teams, who play at Pegula Ice Arena.

In 2011, the Pegulas pledged \$12 million for the construction of a new athletic center on the campus of Houghton College, Kim’s alma mater.



OWNER

TERRENCE M. PEGULA

2017 BANDITS MEDIA GUIDE



The second-largest gift in school history allowed Houghton to transition to NCAA Division III athletics. The Kerr-Pegula Athletic Complex formally opened on Oct. 4, 2014.

BEYOND SPORTS

The Pegulas expanded their business interests in the summer of 2014 by forming Pegula Sports and Entertainment, a multifaceted parent company consisting of all of the companies under the Pegula umbrella. Pegula Sports and Entertainment's roster of companies currently includes: the Buffalo Sabres and Buffalo Bills; the AHL's Rochester Americans; the NLL's Buffalo Bandits; Black River Entertainment and its related properties; Black River Publishing; Sound Stage Studio; Ronnie's Place Studio; HarborCenter and its components – (716) Food and Sport, the Academy of Hockey, and IMPACT Sports Performance, a high-performance training facility for professional and amateur athletes.

Terry is an avid sports fan and his connections to Western New York run deep. He held season tickets for the Sabres from 1980 through 1998 and lived in Buffalo during the Bills' championship years in the 1990s.

Raised in Carbondale, Pennsylvania, Terry attended Scranton Preparatory School. He entered Penn State University as a math major, but in order to stay in school, he entered the Petroleum and Natural Gas Engineering program through a scholarship. He went on to graduate with a Bachelor of Science degree in 1973 and landed his first job with Getty Oil Co. in Victoria, Texas. He later joined Felmont Oil Co., a decision that brought him to Olean, New York in 1975.

In 1983, he borrowed \$7,500 from family and friends to create East Resources Inc., an independent oil and gas exploration and production company operating in the Appalachian Basin. Over the next 27 years, Terry built it into one of the largest privately held companies in the United States. In July of 2010, Royal Dutch Shell purchased the assets of East Resources Inc., which continues to be active today.

Kim serves as president and chief executive officer of Pegula Sports and Entertainment, overseeing all aspects of the sports and entertainment subsidiaries that make up the multifaceted parent company.

A native of Western New York, Kim grew up in Fairport, a suburb of Rochester, New York. She attended Houghton College and graduated in 1991 with a degree in communications.

Kim began her professional career with East Resources in 1991 and was involved with the company until its sale in 2010. In that same year, Kim helped found Black River Entertainment.

Terry and Kim currently reside in Boca Raton, Florida, and have five children: Michael, Laura, Jessica, Kelly and Matthew. Their younger daughters, Jessica and Kelly, were both born in Buffalo.



Russ Brandon is in his second season as president and alternate governor of the Sabres after being named to the position on July 27, 2015.

In addition to his role with the Sabres, Brandon is also the managing partner and president of the Buffalo Bills and chief operating officer of Pegula Sports and Entertainment. In working with Pegula Sports and Entertainment to create strong synergies between the Bills and Sabres, he oversees the business operations for both teams and represents ownership interests locally, regionally and with the National Hockey League and National Football League. Additionally, Brandon serves as President of the Rochester Americans of the American Hockey League.

Before being named president of the Sabres, Brandon played a key role in facilitating the sale of the Buffalo Bills from the Wilson family to the Pegula family and aiding the Pegulas as they transitioned into their roles as the owners of an NFL franchise.

His excellent leadership skills and knowledge of the league were invaluable as he directed the Bills organization in the days that followed with the passing of founding owner Ralph Wilson, Jr. to the announcement of Terry and Kim Pegula as the new owners.

Brandon also played an integral role in negotiating a new stadium lease agreement between the Bills, the State of New York and Erie County to keep the franchise in Western New York for the foreseeable future as the three entities signed a MOU in late December of 2012 that included a renovations package to enhance the fans' game day experience at Ralph Wilson Stadium.

Brandon's abilities are highly respected on the local level and national scale as well as within the league. A testament to his talents lies in the fact that NFL Commissioner Roger Goodell in the spring of 2011 appointed him to the NFL's Business Ventures Committee, which is responsible for the oversight of various businesses of the league, including consumer products, sponsorship and marketing. In May of 2014, Brandon was appointed to the league's Draft committee, which analyzes when and where to hold the Draft each year.

In 2010, Brandon was named chief executive officer for his lead role at One Bills Drive before founding owner Ralph Wilson, Jr. entrusted him as President and CEO in 2013.

In directing the Bills' day-to-day operations as the chief operating officer from 2008-2009, Brandon's reach extended from working on the Draft and free agency to leading an effort to improve the Bills game-day experience for all fans. During that two-year span, Brandon led the organization to its only back-to-back years of 55,000-plus season ticket sales while recording what was then the second-highest total in team history in 2008 and the third highest figure in 2009, both contributing greatly to the viability of the franchise.

Brandon previously served as the team's executive vice president of business operations in 2006-2007, overseeing the team's vision and execution of all business-related endeavors. In that role he developed a strong base of strategic business and community partners.

From January of 1999 through January 2006, Brandon served as the team's vice president of business development and marketing. He and his staff have been credited with the development of the team as a regional franchise and forming strategic alliances with key business partners.

Brandon's success in the sports business field has been recognized with numerous awards and in 2001 he was the recipient of Street and Smith's Sports Business Journal's Forty Under 40 Award. In the spring of 2014 he was the recipient of the Canisius College Distinguished Citizen of the Year Award and was presented with the Excellence in Management Award from St. John Fisher College's School of Business in the spring of 2013. Additionally, he has participated in the prestigious NFL Business Symposium at Stanford University.

In 1999, Brandon and his staff finalized the foundation of the regionalization plan by relocating Buffalo Bills Training Camp to St. John Fisher College in Pittsford, New York. Many consider the Bills to be the elite model for NFL training camps, prompting Brandon to extend the partnership with the school in the spring of 2012 to keep the team at St. John Fisher College for the foreseeable future.

Brandon joined the Bills in November of 1997 as executive director of business development and marketing after earning a World Series ring as a member of the Florida Marlins front office. He began his sports business career as a member of the Rochester Red Wings (then Triple-A affiliate of the Baltimore Orioles) while serving in many capacities, including assistant general manager, and in 2013 Brandon was inducted into the Red Wings' Frontier Field Walk of Fame, a walkway featuring the names of elite figures in Rochester's sports history.

A native of East Syracuse, New York, Brandon is also actively involved in regional initiatives. He is a member of the Advisory Board for the David Falk School of Sport at Syracuse University and the Board of Trustees at St. John Fisher College, and serves on the board of Buffalo Niagara Enterprise. He is also a member of the Board of Trustees for the New York State Troopers Signal 30 Benefit Fund and a member of the New York Bulls Initiative Advisory Board for the University at Buffalo.

Brandon was a four-year letterman in baseball and football at St. John Fisher College and graduated with a degree in communications. He was inducted into his alma mater's Sports Hall of Fame in 2004. He and his wife Amy have three children, sons RJ and Jack, and daughter, Grace. They reside in Williamsville, New York.



Entering his 13th season with the organization, David Zygaj begins his fifth year as the Sabres' vice president of legal affairs. Zygaj, who served as the Sabres' director of legal affairs from 2008-2011, is responsible for overseeing and managing all legal issues on behalf of the Buffalo Sabres, KeyBank Center, Buffalo Bandits (NLL) and Rochester Americans (AHL). In addition to preparing and reviewing legal agreements relating to company operations, Zygaj works with hockey operations on matters pertaining to the NHL, CBA, player contracts and retention and also serves as a league governor for the Bandits. He also worked extensively on the \$200 million HARBORCENTER complex across from KeyBank Center.

Zygaj joined the organization with more than 15 years of legal experience in both the private and sports sectors. From 1990-99, he practiced with Brown & Kelly, LLP, before taking a general counsel position with the National Lacrosse League (NLL) from 1999-2000. In 2000-01, Zygaj was named vice president of business and legal affairs for the Columbus Landsharks before serving as the director of operations and youth development for the Rochester Sports Group/Rhinos from 2001-03. Zygaj then joined the Greenan Law Firm in 2004-05, before making his return to sports in 2005 as director of lacrosse operations for the Buffalo Bandits. In 2007, Zygaj was named the NLL's Executive of the Year.

In addition to his legal duties with the organization, Zygaj has also served as secretary of the Buffalo Sabres Foundation since 2009.

A 1985 graduate of Cornell University, Zygaj earned his J.D. degree from the University at Buffalo in 1989 and a master's degree in sports administration from Canisius College in 2000. An avid, life-long ice hockey player, Zygaj lives in North Buffalo with his wife, Jeanette.

DIRECTOR OF LACROSSE OPERATIONS/ALTERNATE GOVERNOR

SCOTT LOFFLER

2017 BANDITS MEDIA GUIDE



Scott Loffler is entering his ninth season as director of lacrosse operations for the Buffalo Bandits. In his position, Loffler oversees all aspects of the team's day-to-day business operations including budgeting, team staff, payroll, travel, public and community relations, scheduling, and contracts. At the league level, Loffler represents the Bandits on the NLL's Board of Governors as an alternate governor and is a member of the league's Competition Committee, the Jr. NLL Tournament Committee, and the Marketing Committee. He was also a finalist for the NLL Executive of the Year Award in 2015 and 2016.

From 2004 to 2008, Loffler worked for the Buffalo Sabres in various capacities within the sales department and ticket office. Most notably, he was instrumental in carrying on the Sabres' youth hockey programs from 2005 to 2008. In addition, Loffler served as an account executive, handling group, mini-pack, and season ticket sales for both the Sabres and Bandits. Prior to working for the Sabres, he also worked for the Buffalo Bills in their ticket office during the 2003 season.

Born and raised in Ogdensburg, N.Y., Loffler is a 2003 graduate of Ithaca College, where he earned a Bachelor of Science in Sports Management. He went on to obtain his Master of Science in Sports Administration from Canisius College in 2005. Loffler also serves on the Board of Directors for the Greater Buffalo Sports Hall of Fame.

GENERAL MANAGER STEVE DIETRICH

2017 BANDITS MEDIA GUIDE



Steve Dietrich will be embarking on his fifth season as general manager for the Buffalo Bandits after a career in professional lacrosse that has included a Hall-of-Fame nod and a full complement of coaching and front office positions.

The four-time All-Pro selection was named the NLL's GM of the Year after a 2016 campaign that saw the Bandits win the East Division and reach the Champion's Cup Finals for the first time since 2008. He became the second general manager to win the award for Buffalo, after Kurt Silcott was given the honor in 2003.

Dietrich joined the Bandits in 2012 after spending two seasons as an assistant coach for the Toronto Rock. He also spent five seasons as general manager for the Kitchener-Waterloo Kodiaks of Major Series Lacrosse prior to coming to Buffalo.

Dietrich played 18 seasons in the NLL, with stops in Baltimore (1992), Detroit (1994), Rochester (1995-2001), Buffalo (2002-2007), Calgary (2008), Edmonton (2009) and Toronto (2009-2010). He won a league championship in 1997 with Rochester, and was named the Most Valuable Player of the championship game after the 15-12 win over Buffalo.

In 2006 he won the League's Most Valuable Player Award, becoming the first – and to this date, the only – goaltender to ever win the award. He had one of the best statistical individual seasons for a goaltender in league history that year, posting a save percentage of .808 and a goals against average of 9.97, leading Buffalo to the Champions Cup Finals. Dietrich became the first person to win the Goaltender of the Year Award in back-to-back seasons when he earned the honors in 2005 and 2006. He notched a career record of 60-47, while making 5,531 career saves and playing more than 8,300 minutes throughout his 18 seasons. His accomplishments in Buffalo earned him a spot on the Bandits All-Time Team as part of the franchise's 25th anniversary celebration.

In addition to his work with the Bandits and NLL, Dietrich is the general manager of the Six Nations Chiefs of Major Series Lacrosse. Under his tutelage, the Chiefs won the 2016 Manto Cup in September.

Dietrich was inducted into the NLL Hall of Fame in 2012.

HEAD COACH TROY CORDINGLEY

2017 BANDITS MEDIA GUIDE



Troy Cordingley enters his fourth season as head coach of the Buffalo Bandits after being named the seventh head coach in franchise history on July 3, 2013.

Cordingley was named a finalist for the Les Bartley Head Coach of the Year Award after guiding Buffalo to the regular-season title with a 13-5 mark last season. After sweeping New England in the East Division Finals, the Bandits fell to Saskatchewan in the Champions Cup Finals in two closely-contested games.

In his second season behind the bench, he led the team to an 11-7 regular season record, a third place finish in the East Division, and a second-straight berth in the NLL playoffs. The Bandits eventually fell to Rochester in the East Division semi-final.

In 2014, Cordingley guided Buffalo to an 8-10 regular-season record, good for third place in the East Division. The club won its first-round playoff matchup against the Toronto Rock before falling in the East Division Final to the Rochester Knighthawks.

Cordingley joined the Bandits after serving as head coach of the Toronto Rock for last four seasons. Under his guidance, the Rock won the East Division twice (2012, 2013) and reached the Champions

Cup Finals twice (2010, 2011), winning it all in 2011. In his last season with the Rock, Cordingley guided the team to a league-best 10-6 record, earning his second Les Bartley Award, given annually to the NLL Head Coach of the Year.

The Oakville, Ontario native began his head coaching career in Calgary in 2008 after first serving as an assistant coach for the Bandits. In 2009, Cordingley was named the NLL's Head Coach of the Year after guiding the Roughnecks to their second Champions Cup title.

Overall, Cordingley holds an 89-61 record in the regular season, and is 14-9 in the playoffs. His 89 wins are fourth-most in league history, and in his nine seasons as a head coach, he has made the postseason every year.

Prior to becoming a coach, Cordingley played nine seasons of professional lacrosse from 1993 to 2001, spending his first seven with the Bandits. He currently ranks in the top 10 in Bandits history in goals (ninth - 96) assists (seventh - 137) and points (eighth - 233) and won two championships with the club.

YEAR	COACH	REGULAR SEASON	PLAYOFFS
1992	Bob "Buff" McCready	0-3	0-0
1992*	Les Bartley	5-0	3-0
1993*	Les Bartley	8-0	2-0
1994	Les Bartley	6-2	1-1
1995	Les Bartley	3-5	0-1
1996*	Les Bartley	8-2	2-0
1997	Les Bartley	6-4	1-1
1998	Les Wakeling	6-6	1-1
1999	Les Wakeling	4-8	0-0
2000	Ted Sawicki	8-4	0-1
2001	Ted Sawicki	8-6	0-0
2002	Ted Sawicki	5-4	0-0
2002	Frank Nielsen	3-4	0-0
2003**	Darris Kilgour	12-4	1-1
2004***	Darris Kilgour	8-8	2-1
2005	Darris Kilgour	11-5	0-1
2006	Darris Kilgour	11-5	2-1
2007	Darris Kilgour	10-6	1-1
2008*	Darris Kilgour	10-6	3-0
2009	Darris Kilgour	10-6	1-1
2010	Darris Kilgour	8-8	0-1
2011	Darris Kilgour	10-6	1-1
2012	Darris Kilgour	7-9	0-1
2013	Darris Kilgour	6-10	0-0
2014	Troy Cordingley	8-10	2-2
2015	Troy Cordingley	11-7	0-1
2016	Troy Cordingley	13-5	2-2

* Won Championship

** Voted NLL Coach of the Year

*** Eastern Division All-Star Coaching selection



RICH KILGOUR assistant coach



Rich Kilgour enters his seventh season as an assistant coach with the Bandits. He joined Buffalo's coaching staff prior to the 2011 season after a year away from professional lacrosse following his retirement from the NLL in 2009. He spent the entirety of his 18-year playing career (1992-2009) with the Bandits, serving as captain for 12 seasons from 1998 to 2009. His teams made the playoffs 13 times and won four championships (1992, 1993, 1996 and 2008).

Kilgour played in 200 career regular-season games as a defensive specialist for the Bandits, scoring 317 career points (94 goals, 223 assists). He was a member of the 1993 Bandits, the only team in league history to go undefeated through the regular season and playoffs (10-0).

Kilgour is also the head coach of the Six Nations Chiefs of Major Series Lacrosse. In September, the Chiefs won the Mann Cup for the third time in four years.

As part of the 25th anniversary celebration, he was named to the Bandits' All-Time Team last year. Kilgour's number 16 jersey was retired and lifted to the rafters of KeyBank Center on April 16, 2011. In 2010, he was inducted to both the NLL Hall of Fame and the Greater Buffalo Sports Hall of Fame.

JOHN TAVARES assistant coach



John Tavares enters his second season as an assistant coach for the Bandits. He joined the coaching staff on September 25, 2015 following an illustrious playing career.

After being acquired from the Detroit Turbos prior to the 1992 season, Tavares played in Buffalo for the next 24 years, and eventually concluded his career as the NLL's all-time leader in games played (306), goals (815), assists (934) and points (1,749), and finished second in league history in loose ball recoveries (2,169). He was named to the NLL All-Pro team a record 19 times and appeared in 10 All-Star Games, tied for the most by any player. He also won the league's Most Valuable Player award in 1994, 2000 and 2001.

The native of Mississauga, Ontario served as an alternate captain for the Bandits for 18 seasons before being named captain prior to the 2013 season. He led the team in scoring in 17 of his 24 seasons with the franchise, including 10 consecutive seasons from 1999 to 2008. While he was a player, he served as the team's representative to the Professional Lacrosse Players' Association.

Tavares was a part of four Bandits championship teams (1992, 1993, 1996 and 2008), and tops the NLL's all-time playoff list in games played (38), goals (84), assists (116) and points (200). As part of last season's 25th anniversary celebration, Tavares was also named to the All-Time Bandits Team.

On September 27, 2016 he was enshrined in the NLL Hall of Fame, and on March 11, 2016 his number 11 jersey was retired to the rafters of KeyBank Center. He was also elected to the Greater Buffalo Sports Hall of Fame on November 4, 2015 as a part of the 25th anniversary class.

Tavares is also an assistant coach for Major Series Lacrosse's Six Nations Chiefs, who won the 2016 Mann Cup in September.

SCOUTS AND ASSISTANT COACHES

2017 BANDITS MEDIA GUIDE



RUSTY KRUGER assistant coach/eastern scout



Rusty Kruger will be entering his fifth season as assistant coach and eastern scout for the Buffalo Bandits. The Orangeville, Ontario native and 11-year NLL veteran forward spent the 2008 season as a member of the Bandits. The 38-year-old coach scored 242 points (125+117) in 115 NLL games before retiring in 2008. Kruger has won three Canadian junior men's lacrosse Minto Cup Championships (1993, 1995 and 1996) with the Orangeville Northmen, and was also named MVP of the 1995 championship.

DAVE PYM assistant coach/western scout/video coach



Dave Pym will be entering his fourth season as assistant coach, western scout and video coach of the Buffalo Bandits. Pym most recently spent the 2013 NLL season as a western scout for the Toronto Rock. Prior to that, he served as head coach of Calgary for three seasons, guiding the Roughnecks to a pair of regular-season Western Division titles and a 33-15 mark.

ROB BUCHAN western scout



Rob Buchan will be entering his fourth season as a western scout of the Buffalo Bandits. Buchan is also currently the Vice President and General Manager of the Western Lacrosse Association's Langley Thunder.

SHAWN WILLIAMS eastern scout



Shawn Williams will be entering his second season as an eastern scout for the Buffalo Bandits. During his 17-year career as a player, Williams appeared in 257 games and totaled 1,152 points (444+708), including 58 games for the Bandits in which he scored 231 points (99+132) over four seasons.



LACROSSE STAFF

2017 BANDITS MEDIA GUIDE



JON BECK
Team Chiropractor



JIM STARHEY
Athletic Trainer



DR. MICHAEL RAUH
Team Doctor



DR. MICHAEL JORDAN
Team Doctor



DR. KEVIN NOWICKI
Team Dentist



DR. RYAN MAINE
Team Dentist




MATT MEYER
Massage Therapist



TED CORDINGLEY
Equipment Manager



DAN RISTINE
Assistant Equipment
Manager



NICH MAY
Assistant Equipment
Manager



JEREMY WISEMAN
Lacrosse Operations
Assistant



JOHN GURTLER
Radio Play-by-Play



RANDY MEARNS
Radio Color



DR. CHRIS SUITA
Mental Performance
Coach/Team Counselor



JOHN SINCLAIR
VP Ticket Services &
Operations



JOHN DURBIN
Director of Marketing



CARA FOLIGNO
Marketing Manager



CRAIG HANALLEY
Social Media Manager



HELSEY SCHNEIDER
Director of Game
Presentation



MIKE HAMINSHA
Merchandise Director



MATT BIRT
Media Relations
Assistant



JIM CHRISTOPHER
Media Relations
Assistant



CHRIS RYNDAK
Digital Content Manager



THE PLAYERS

2017 BUFFALO BANDITS MEDIA GUIDE

2017 BUFFALO BANDITS ROSTER

2017 BANDITS MEDIA GUIDE



FORWARD

NO.	NAME	SHOOTS	DOB	HOMETOWN
17	Ryan Benesch	L	Jan. 30, 1985	Kitchener, ON
93	Anthony Malcom	R	Oct. 22, 1992	New Westminster, BC
49	Craig Point	R	Jan. 19, 1986	Ohsweken, ON
92	Dhane Smith	R	Sept. 23, 1992	Kitchener, ON
9	Mark Steenhuis	R	Dec. 3, 1980	St. Catharines, ON
36	Daryl Veltman	L	Sept. 25, 1985	Georgetown, ON

TRANSITION

NO.	NAME	SHOOTS	DOB	HOMETOWN
15	Matthew Bennett	L	Jan. 28, 1993	Brampton, ON
13	David Brock	R	Aug. 13, 1986	Burlington, ON
8	Kevin Brownell	R	Aug. 16, 1988	Millgrove, ON
24	Mitch Jones	R	Dec. 12, 1991	Delta, BC
66	Alex Kedoh Hill	R	Sept. 8, 1990	Six Nations, ON
25	Brad Self	L	Feb. 27, 1981	Peterborough, ON
22	Andrew Watt	R	Jan. 9, 1984	Kitchener, ON
20	Nick Weiss	R	Aug. 16, 1992	Port Hope, ON
55	Mitch Wilde	R	June 12, 1991	Brooklin, ON

DEFENSE

NO.	NAME	SHOOTS	DOB	HOMETOWN
12	Mitch de Snoo	L	Oct. 22, 1992	Oshawa, ON
23	Steve Priolo	R	Jan. 15, 1989	St. Catharines, ON
3	Billy Dee Smith	L	June 30, 1982	St. Catharines, ON

GOALIE

NO.	NAME	SHOOTS	DOB	HOMETOWN
44	Anthony Cosmo	R	Oct. 6, 1977	Mississauga, ON
65	Davide DiRuscio	R	May 5, 1992	Oakville, ON

PRACTICE SQUAD

NO.	NAME	SHOOTS	DOB	HOMETOWN
18	Tim Edwards	R	Oct. 8, 1992	Jamesville, NY
21	Justin Martin	L	Apr. 4, 1995	Oakville, ON
29	Kevin Orleman	R	June 2, 1996	Kitchener, ON
10	Blaze Riorden	L	Feb. 13, 1994	Fairport, NY

INJURED RESERVE

NO.	NAME	SHOOTS	DOB	HOMETOWN
61	Bryce Brochu	L	Apr. 7, 1994	Welland, ON
88	Craig England	R	March 2, 1990	Fergus, ON
5	Adam Will	R	July 3, 1992	Langley, BC

FORWARD

17 RYAN BENESCH

2017 BANDITS MEDIA GUIDE



Born JAN 30, 1985 in Kitchener, ON 5 ft. 9 in. 180 lbs. Shoots LEFT



ACQUIRED

From Minnesota with Andrew Watt in exchange for first-round selections in the 2015 and 2016 NLL Drafts and a third-round selection in the 2017 NLL Draft on July 15, 2013.

SEASON STATS 2016

2016: Ended the 2016 season second on the Bandits in goals (39), assists (53) and points (92). Reached the 90-point mark for the second time in his career... Tallied a season-high nine points (3+6) at Georgia (4/2)... Scored four goals on two separate occasions; at Saskatchewan (2/26) and vs. Toronto (4/16)... Led the team with 16 power play assists... Currently ranks sixth on the franchise's all-time leader for goals (119), fifth for assists (164) and sixth for points (283)... **Playoffs:** Ranked second in the team in playoff points with 22 (10+12)... Led the team with nine points in the playoff opener at New England (5/16)... Added three points in both games of the Champion's Cup Finals.

CAREER HIGHLIGHTS

2015: Led all Bandits players in points (113) and goals (55)... Set career highs in points (113), goals (55) and assists (58)... His 113 points left him just shy of the franchise record of 115 points set by John Tavares in 2001... Set the single-season franchise record for goals with 58... Was named to the 2015 NLL All-Pro First Team and was a finalist for the NLL MVP award... Tallied at least seven points in each of the last five regular-season games... Recorded a career-high 12 points (3+9) in the regular-season finale vs. New England (5/2)... Had eight points (4+4) at New England (4/26)... Logged nine points (4+5) and eight shots vs. Vancouver... Had four goals at Minnesota (4/11)... Scored five times and tallied two assists vs. New England (4/4)... Totaled nine points (4+5) vs. Toronto (3/13)... Chipped in eight points (2+6) at Calgary... Contributed five goals at Toronto (1/23)... Notched seven points (5+2) in 12 shots (1/3). **Playoffs:** Tallied six points (2+4) in the Bandits' lone playoff game at Rochester... **2014:** Finished atop all Bandits players in assists (53) and points (78)... Tallied nine points (3+6) vs. Rochester (4/26)... Contributed six points (2+4) vs. Calgary (4/5)... Recorded five points (1+4) and 10 shots at Minnesota (3/23)... Registered six points (1+5), including his 300th career assist vs. Philadelphia (2/15)... Tallied four points (2+2) and 11 loose balls at Rochester (2/8)... Scored a hat trick and added 10 shots vs. Toronto (2/1)... Notched six assists vs. Rochester (1/25)... Recorded eight points (1+7), including the 500th of his NLL career, at COL (1/18)... Registered five points (1+4) and recovered 10 loose balls at Philadelphia (1/12)... Contributed three goals and five points vs. Toronto (1/10)... Tallied three points (2+1) in his Bandits debut vs. Philadelphia (12/28). **Playoffs:** Appeared in all four games, recording a team-high 17 points (8+9). **2013:** Appeared in all 16 games for Minnesota, recording 84 points (34+50), which tied him for seventh among NLL players... His 34 goals and 50 assists ranked tied for sixth and ninth in the NLL, respectively... Tallied at least two points in all 16 outings, including a season-high seven points on four separate occasions (1/12 at Buffalo, 1/26 vs. Washington, 2/22 at Edmonton and 3/8 at Calgary)... Named Player of the Game in a 15-14 win vs. Washington (1/26) after he registered seven points (4+3)... **Playoffs:** Tallied 16 points (7+9) and credited with 18 shots in two games. **2012:** Suited up for 13 games with Minnesota, registering 72 points (33+39)... Appeared in his 100th career NLL game at Philadelphia (4/7)... Named Player of the Game in back-to-back outings at Washington (2/24) and at Calgary (3/3) after contributing eight (2+6) and seven (4+3) points, respectively... Named to Western Conference All-Star team **Playoffs:** Notched nine points (4+5) in two games... **2011:** Appeared in all 16 games for Minnesota, recording 95 points (46+49) to lead the NLL in point-scoring... Also scored an NLL-best 46 goals... Named Player of the Game in five of the team's 16 outings... Registered 11 points (7+4) at Washington (1/14)... Named to Western Conference All-Star team... **Playoffs:** Played in one game, recording three assists and 11 shots... **2010:** Played in 15 games for Minnesota, amassing 83 points (28+55) and recovering a career-high 85 loose balls... Tallied 11 points (2+9) at Calgary (3/26)... Recorded 11 shots at Washington (2/5), vs. Washington (2/13) and at Colorado (2/27)... **Playoffs:** Appeared in one game, registering four points (1+3)... **2009:** Saw action in 14 games for Edmonton, tallying 44 points (17+27)... Notched a season-high eight points (3+5) at Colorado (1/24)... **2008:** Recorded 50 points (19+31) in 14 games with Toronto... Registered a career-high 23 PIM vs. Minnesota (1/11)... **2007:** Appeared in 15 games for Toronto, recording 58 points (33+25)... Notched four goals in three straight games (3/17 vs. Colorado, 3/23 at Minnesota, 3/30 vs. Philadelphia)... **Playoffs:** Appeared in one game, scoring three goals and adding 16 shots.

CAREER STATS

REGULAR SEASON

PLAYOFFS

YEAR	TEAM	GP	G	A	TP	LB	PIM	GP	G	A	TP	LB	PIM
2007	Toronto	15	33	25	58	64	10	1	3	0	3	8	0
2008	Toronto	14	19	31	50	71	27	--	--	--	--	--	--
2009	Edmonton	14	17	27	44	71	2	--	--	--	--	--	--
2010	Minnesota	15	28	55	83	85	2	1	1	3	4	5	2
2011	Minnesota	16	46	49	95	79	4	1	0	3	3	6	2
2012	Minnesota	13	33	39	72	38	18	2	4	5	9	9	2
2013	Minnesota	16	34	50	84	59	14	2	7	9	16	9	0
2014	Buffalo	18	25	53	78	88	10	4	8	9	17	13	0
2015	Buffalo	18	55	58	113	99	6	1	2	4	6	9	5
2016	Buffalo	17	39	53	92	101	17	4	10	12	22	32	4
NLL Totals		146	329	440	769	755	117	16	35	45	80	91	15
Buffalo Totals		36	119	164	283	288	33	9	20	25	45	54	9

TRANSITION

15 MATTHEW BENNETT

2017 BANDITS MEDIA GUIDE



Born JAN 28, 1993 in Brampton, ON 6 ft. 2 in. 198 lbs. Shoots LEFT



ACQUIRED

Buffalo's second-round selection (14th overall) in the 2014 NLL Draft.

SEASON STATS 2016

2016: Played in 13 games and finished with five points (0+5)... Tallied first career point with an assist at New England (1/30)... Had lone multi-point game (0+2) vs. Rochester (4/9).

CAREER HIGHLIGHTS

2015: Played in two games as a rookie for the Bandits... Collected seven loose balls and tallied two shots.... **2014:** Scored a goal and an assist in his season debut vs. Six Nations (5/16)... Had three straight multi-point games (6/6-6/13)... Had a season-high four-game point streak (6/27-7/5).

CAREER STATS

YEAR	TEAM	REGULAR SEASON						PLAYOFFS					
		GP	G	A	TP	LB	PIM	GP	G	A	TP	LB	PIM
2011	Brampton	19	4	15	19	4	20	2	1	1	2	0	2
2012	Brampton	20	5	18	23	0	30	3	0	1	1	0	4
2013	Brampton	19	11	13	24	1	98	7	3	4	7	0	12
2014	Brampton	20	7	13	20	0	45	8	0	2	2	0	12
2015	Buffalo	2	0	0	0	7	2	0	0	0	0	0	0
2016	Buffalo	13	0	5	5	66	14	--	--	--	--	--	--
NLL Totals		15	0	5	5	73	16	0	0	0	0	0	0
Buffalo Totals		15	0	5	0	73	16	0	0	0	0	0	0
Junior Totals		78	27	59	86	5	193	20	4	8	12	0	3

FORWARD 6'1" BRYCE BROCHU

2017 BANDITS MEDIA GUIDE



Born APR 7, 1994 in Welland, ON 6 ft. 1 in. 195 lbs. Shoots LEFT



ACQUIRED

Buffalo's fourth-round selection (39th overall) in the 2016 NLL Draft.

CAREER HIGHLIGHTS

2016: Played for the Wheeling Jesuit University Cardinals where he led the team in scoring with 58 points (28+30)... Had a season-high eight point outing on two separate occasions; vs. Florida Tech (3/7) and vs. Alderson Broaddus (4/16)... Was named a member of the United States Intercollegiate Lacrosse Association/Nike All-American Team.

CAREER STATS

YEAR	TEAM	REGULAR SEASON						PLAYOFFS						
		GP	G	A	TP	LB	PIM	GP	G	A	TP	LB	PIM	
2013	Wheeling Jesuit	17	16	14	30	--	--	--	--	--	--	--	--	--
2014	Wheeling Jesuit	13	33	12	45	--	--	--	--	--	--	--	--	--
2015	Wheeling Jesuit	13	20	13	33	--	--	--	--	--	--	--	--	--
2016	Wheeling Jesuit	12	28	30	58	--	--	--	--	--	--	--	--	--
NLL Totals		--	--	--	--	--	--	--	--	--	--	--	--	--
Buffalo Totals		--	--	--	--	--	--	--	--	--	--	--	--	--
Collegiate Totals		55	97	69	166	--	--	--	--	--	--	--	--	--

TRANSITION 13 DAVID BROCK

2017 BANDITS MEDIA GUIDE



Born AUG 13, 1986 in Burlington, ON 6 ft. 3 in. 215 lbs. Shoots RIGHT



ACQUIRED

From Philadelphia with Mike Hominuck in exchange for Kevin Buchanan and a third-round pick in 2013 NLL Draft on Aug. 13, 2012.

SEASON STATS 2016

2016: Set career-highs in goals (7), assists (8), and points (15)... Appeared in all 18 games... Tallied at least one point in eight of the last nine games of the regular season... Had four multi-point games... Recovered 10 loose balls vs. New England (4/30)... **Playoffs:** Played in all four postseason games... Added two assists in Game 2 of the Champion's Cup Finals (6/4).

CAREER HIGHLIGHTS

2015: Played in 15 games and tallied eight points (1+7)...His seven assists tied a career high previously set in 2013...Tallied an assist at New England (4/26)...Recorded an assist vs. Vancouver (4/25)...Logged an assist vs. Minnesota (3/21)...Netted his only goal of the season at Toronto (3/14)...Pitched in an assist at Toronto (3/13)...Had a multi-point game (0+2) vs. Rochester...Notched his first assist of the season vs. Minnesota (1/30)... **2014:** Registered an assist vs. Philadelphia (2/15)...Netted his first goal of the season vs. Toronto (2/1)... Recorded five penalty minutes and recovered three loose balls at Colorado (1/18) **Playoffs:** Appeared in all four games, tallying four points (0+4). **2013:** Appeared in 15 games for Buffalo, setting new career highs in goals (6), assists (7), points (13) and PIM (46)... His 46 PIM were tied for most among Bandits players and fifth in the NLL, along with Steve Priolo... All six of his goals were scored within the season's first six games... Recorded 15 PIM and 11 PIM vs. Colorado (3/9) and at Rochester (2/16), respectively... Tallied a season-high four points vs. Philadelphia (1/26). **2012:** Tied career high with three goals during season with goals at Buffalo (1/27), vs. Toronto (2/4) and at Toronto (3/9)... Tallied five points (3+2) through season to tie a career high...Set new personal best with nine loose balls on two occasions vs. Rochester (1/14 and 3/3)... Played in every game of season. **2011:** Scored first NLL goal at Toronto (3/14)...Notched first NLL point with an assist against Buffalo (2/12)... Picked up a season-high five loose balls vs. Buffalo (2/12) and at Boston (4/9)... Played in every game of season.

CAREER STATS

YEAR	TEAM	REGULAR SEASON						PLAYOFFS					
		GP	G	A	TP	LB	PIM	GP	G	A	TP	LB	PIM
2011	Boston	2	0	1	1	3	0	--	--	--	--	--	--
	Philadelphia	11	3	2	5	41	8	--	--	--	--	--	--
2012	Philadelphia	15	3	2	5	66	42	1	0	0	0	2	0
2013	Buffalo	15	6	7	13	55	46	--	--	--	--	--	--
2014	Buffalo	12	1	1	2	53	16	4	0	4	4	15	2
2015	Buffalo	15	1	7	8	41	28	1	0	0	0	3	0
2016	Buffalo	18	7	8	15	79	11	4	0	2	2	22	21
NLL Totals		88	21	28	49	338	151	10	0	6	6	42	23
Buffalo Totals		60	15	23	38	228	101	9	0	6	6	40	23

TRANSITION 8 KEVIN BROWNELL

2017 BANDITS MEDIA GUIDE



Born AUG 16, 1988 in Burlington, ON 6 ft. 1 in. 179 lbs. Shoots RIGHT



ACQUIRED

Buffalo's third-round selection (22nd overall) in the 2012 NLL Draft.

SEASON STATS 2016

2016: Played in all 18 regular-season games... Posted career-highs in goals (8), assists (14) and points (22)...Tallied three points (1+2) vs. Rochester (4/9)... Had lone multi-goal game at Georgia (2/14)... Scooped up eight loose balls twice; at Vancouver (3/5) and vs. New England (4/30)... **Playoffs:** Appeared in four postseason games... Finished the playoffs with four points (1+4)... Scored only goal in Game 2 of the Champion's Cup Finals at Saskatchewan (6/4).

CAREER HIGHLIGHTS

2015: Logged career highs in games played (18), goals (6), assists (13), points (19) and loose balls (79)...Notched an assist vs. New England (5/2)...Chipped in a goal at New England (4/26)...Tallied three points (0+3) and collected seven loose balls vs. Vancouver (4/25)...Recorded two points (1+1) vs. Minnesota (3/21)...Contributed three points (2+1) vs. Rochester (2/14)...Pitched in two assists at Vancouver (1/17). **Playoffs:** Collected two loose balls in Buffalo's lone playoff game at Rochester... **2014:** Contributed an assist at Minnesota (3/23)... Recorded an assist at Rochester (2/8)... Tallied two points (1+1) at Colorado (1/18)...Scored a pair of goals vs. Philadelphia (12/28). **2013:** Appeared in seven games for Buffalo, amassing eight points (2+6)... Registered five points (1+4) and five shots on goal at Washington (4/13)...Recovered five loose balls at Toronto (3/29) **2012:** Earned 2012 NEC All Second Team honors while playing his senior year at Robert Morris University.

CAREER STATS

YEAR	TEAM	REGULAR SEASON					PLAYOFFS						
		GP	G	A	TP	LB	PIM	GP	G	A	TP	LB	PIM
2013	Buffalo	7	2	6	8	19	0	--	--	--	--	--	--
2014	Buffalo	12	3	4	7	44	12	--	--	--	--	--	--
2015	Buffalo	18	6	13	19	79	11	1	0	0	0	2	0
2016	Buffalo	18	8	14	22	101	14	4	1	4	5	27	0
NLL Totals		55	19	37	56	243	37	5	1	4	5	29	0
Buffalo Totals		55	19	37	56	243	37	5	1	4	5	29	0

GOALTENDER 44 ANTHONY COSMO

2017 BANDITS MEDIA GUIDE



Born OCT 6, 1977 in Mississauga, ON 6 ft. 2 in. 202 lbs. Shoots LEFT



ACQUIRED

From Minnesota in exchange for Buffalo's first-round pick in the 2013 NLL Draft and Buffalo's first-round pick in the 2014 NLL Draft on February 17, 2012.

SEASON STATS 2016

2016: Appeared in 14 regular-season games, finishing with an 8-2 record... His .783 save percentage was good enough for third best in the NLL... Won at least eight games for the sixth time in his career and for the third straight season... Recorded at least 50 saves in nine games... Held Calgary to nine goals on 50 shots (1/9)... Tallied nine assists to give him 86 for his career... Currently is second all-time in team history in wins (33) and saves (2,702)... **Playoffs:** Played every minute in net for all four postseason games... Allowed 47 goals on 211 shots for a .777 save percentage... Had two assists vs. New England (5/21).

CAREER HIGHLIGHTS

2015: Played in 17 games and recorded a 10-7 record and an 11.31 GAA... His 10 wins set a career high... Allowed 10 goals or fewer in six games throughout the season including five of the last six down the stretch... Eclipsed the 1,000 minute mark, playing in 1013:41 during the course of the year, ranking as his second-highest total only behind the 2014 season... Stopped 36 of 46 shots vs. New England (5/2)... Made 39 saves on 48 shots at New England (4/26)... Had 46 saves on 55 shots vs. Vancouver (4/25)... Made a season-high 49 saves at Toronto (3/14). **Playoffs:** Made 41 saves at Rochester (5/8)... **2014:** Named a finalist for 2014 NLL Goaltender of the Year... His 752 saves set a new NLL record... Also established new career-highs with 1,063 minutes played and 10 assists... Allowed 10 goals or less in 10 outings... Eclipsed the NLL record for saves in a single season (662) at Toronto (4/18)... Appeared in his 200th career game at Vancouver (3/23)... Chipped in a pair of assists at Minnesota (3/23)... Stopped 45 of 52 shots faced vs. Philadelphia (2/15)... Earned his fifth consecutive win vs. Toronto (2/1)... Made 46 saves vs. Rochester (1/25)... Turned aside 52 of 62 shots faced to earn his first victory of the season vs. Toronto (1/10). **Playoffs:** Appeared in all four games, compiling a 2-2 record to go along with a 12.08 GAA and SV% of .760. **2013:** Saw action as a goaltender in 14 of his 16 games... Named Player of the Game in a 10-6 win at Rochester (2/16) after making a season-high 54 saves... Notched consecutive victories on two separate occasions, at Rochester (1/19) and vs. Philadelphia (1/26) as well as at Rochester (2/16) and at Toronto (2/28). **2012:** Season-high 47 saves on 63 shots at Washington (4/28)... 46 saves on 55 shots (.836 SV %), two assists vs. Rochester (4/21)... 31 saves on 39 shots in relief at Edmonton (4/14)... NLL Defensive Player of the Week for Week 14 after first win as a Bandit with 46 saves on 53 shots (.868 SV %), an assist, and only allowing one second-half goal vs. Philadelphia (4/7)... 15 saves on 25 shots at Toronto (3/16)... 20 saves on 27 shots at Rochester (3/10)... Started in Bandits debut vs. Colorado (3/3).

Five-time NLL All-Star... 2007 NLL Goaltender of the Year.

CAREER STATS

REGULAR SEASON

PLAYOFFS

YEAR	TEAM	GP	MIN	W-L	GA	GAA	GP	MIN	W-L	GA	GAA
2001	Toronto	5	132:17	1-1	19	8.63	1	-	-	-	-
2002	Toronto	16	255:56	2-2	45	10.57	1	-	-	-	-
2003	Toronto	16	359:20	5-1	61	10.19	1	-	-	-	-
2004	Toronto	16	392:44	5-1	68	10.40	1	37:39	0-1	11	17.65
2005	San Jose	15	698:45	3-9	143	12.28	-	-	-	-	-
2006	San Jose	12	688:05	5-7	119	10.38	-	-	-	-	-
2007	San Jose	15	810:00	8-5	138	10.22	2	106:39	0-1	20	11.28
2008	San Jose	16	824:56	7-6	147	10.70	1	60:00	0-1	18	18.00
2009	Boston	16	840:02	9-5	142	10.14	1	59:59	0-1	10	10.07
2010	Boston	16	890:18	7-6	141	9.50	1	60:00	0-1	12	12.00
2011	Boston	16	913:13	8-7	147	9.66	1	60:00	0-1	11	11.00
2012	Buffalo	10	382:02	3-3	79	12.41	1	60:00	0-1	7	7.00
2013	Buffalo	16	628:21	4-4	140	13.37	-	-	-	-	-
2014	Buffalo	18	1063:36	8-9	191	10.77	4	178:52	2-2	36	12.08
2015	Buffalo	17	1013:41	10-7	191	11.31	1	59:29	0-1	41	14.12
2016	Buffalo	18	711:00	8-2	139	11.73	4	240:00	2-2	47	11.75
NLL Totals		238	10604:16	93-75	1910	10.81	20	922:38	4-12	186	12.10
Buffalo Totals		79	3798:40	33-25	740	11.69	10	538:21	4-6	104	11.59

DEFENSE

12 MITCH DE SNOO

2017 BANDITS MEDIA GUIDE



Born OCT 22, 1992 in Oshawa, ON 6 ft. 2 in. 220 lbs. Shoots LEFT



ACQUIRED

From Calgary in exchange for Brandon Goodwin on December 28, 2015.

SEASON STATS 2016

2016: Appeared in 16 games during rookie campaign... Notched first career goal at Vancouver (3/5)... Had lone multi-point game (0+2) vs. Toronto (4/16)... **Playoffs:** Played in all four postseason games... Collected 20 loose balls during postseason play.

CAREER HIGHLIGHTS

2015: Tallied eight points (7+1) over 15 appearances for the Drexel University Dragons...Set collegiate career-highs in goals (7), points (8), and loose balls (8)...Was selected in the 2nd round (13th overall) by the Calgary Roughnecks.

CAREER STATS

YEAR	TEAM	REGULAR SEASON						PLAYOFFS					
		GP	G	A	TP	LB	PIM	GP	G	A	TP	LB	PIM
2012	Drexel	5	0	0	0	5	0	--	--	--	--	--	--
2013	Drexel	10	4	0	4	3	0	--	--	--	--	--	--
2014	Drexel	16	5	2	7	6	0	--	--	--	--	--	--
2015	Drexel	15	7	1	8	8	1	--	--	--	--	--	--
2016	Buffalo	16	1	7	8	98	8	4	0	0	0	20	10
NLL Totals		16	1	7	8	98	8	4	0	0	0	20	10
Buffalo Totals		16	1	7	8	98	8	4	0	0	0	20	10
Collegiate Totals		46	16	3	19	22	1	0	0	0	0	0	0

GOAL TENDER 65 DAVIDE DIRUSCIO

2017 BANDITS MEDIA GUIDE



Born MAY 5, 1992 in Oakville, ON 6 ft. 3 in. 300 lbs. Shoots RIGHT



ACQUIRED

Signed as a free agent on Aug. 5, 2014.

SEASON STATS 2016

2016: Appeared in eight games for the Bandits, compiling a 5-3 record... Logged a total of 376:08 worth of playing time, a career-high... Allowed 10 goals on 53 shots in a win vs. New England (2/6)... Had a season-high 50 saves on 58 shots vs. Toronto (4/16)... **Playoffs:** Served as the backup goaltender for all four postseason games.

CAREER HIGHLIGHTS

2015: Appeared in three games for the Bandits and made one start...Made his first NLL appearance in relief at Rochester, making 10 saves on 14 shots in 15:32 of playing time...Won his first career start vs. Colorado, making 36 saves on 47 shots... **2014:** Won his first three appearances of the season... Helped St. Catharines allow the third-fewest goals in the Ontario Jr. B league.

CAREER STATS

YEAR	TEAM	REGULAR SEASON					PLAYOFFS				
		GP	MIN	W-L	GA	GAA	GP	MIN	W-L	GA	GAA
2014	St. Catharines	4	180:00	3-0	25	8.33	2	94:57	0-2	23	14.53
2015	Buffalo	3	75:45	1-0	15	11.88	1	00:31	0-0	0	0.00
2016	Buffalo	8	376:08	5-3	74	11.80	0	0	0	--	
NLL Totals		11	451:53	6-3	89	11.84	1	00:31	0-0	0	0.00
Buffalo Totals		11	451:53	6-3	89	11.84	1	00:31	0-0	0	0.00
Junior Totals		4	180:00	3-0	25	8.33	2	94:57	0-2	23	14.53

TRANSITION 18 TIM EDWARDS

2017 BANDITS MEDIA GUIDE



Born OCT 8, 1992 in Jamesville, NY 6 ft. 2 in. 194 lbs. Shoots RIGHT



ACQUIRED

Buffalo's fourth-round selection (36th overall) in the 2015 NLL Draft.

SEASON STATS 2016

2016: Spent the entire 2016 season on the Bandits practice squad.

CAREER HIGHLIGHTS

2015: Tallied 30 points (17+13) in fifteen contests for the Canisius College Golden Griffins... Second player in school history to receive All-MAAC accolades in each of his four seasons including First-Team honors in the 2013, 2014 and 2015 seasons.

CAREER STATS

YEAR	TEAM	REGULAR SEASON						PLAYOFFS					
		GP	G	A	TP	LB	PIM	GP	G	A	TP	LB	PIM
2012	Canisius	14	13	19	32	23	--	--	--	--	--	--	--
2013	Canisius	13	20	19	39	28	--	--	--	--	--	--	--
2014	Canisius	15	15	29	44	83	--	--	--	--	--	--	--
2015	Canisius	15	17	13	30	70	--	--	--	--	--	--	--
2016	Buffalo	0	0	0	0	0	0	0	0	0	0	0	0
NLL Totals		0	0	0	0	0	0	0	0	0	0	0	0
Buffalo Totals		0	0	0	0	0	0	0	0	0	0	0	0
Collegiate Totals		57	65	80	145	204	--	0	0	0	0	0	0

DEFENSE 88 CRAIG ENGLAND

2017 BANDITS MEDIA GUIDE



Born MAR 2, 1990 in Fergus, ON 6 ft. 2 in. 210 lbs. Shoots RIGHT



ACQUIRED

Signed by Buffalo to the Practice Squad during 2015 Training Camp.

SEASON STATS 2016

2016: Played in one game during the 2016 campaign vs. Georgia (2/20), where he had two assists.

CAREER HIGHLIGHTS

2015: Appeared in 13 games for the New England Black Wolves and scooped up 34 loose balls during those games... **2014:** Played for the Toronto Rock and appeared in four games, tallying one assist during those games.

CAREER STATS

YEAR	TEAM	REGULAR SEASON						PLAYOFFS					
		GP	G	A	TP	LB	PIM	GP	G	A	TP	LB	PIM
2014	Toronto	4	0	1	1	13	21	--	--	--	--	--	--
2015	New England	13	0	0	0	34	43	--	--	--	--	--	--
2016	Buffalo	1	0	2	2	1	0	0	0	0	0	0	0
	NLL Totals	18	0	3	3	48	64	--	--	--	--	--	--
	Buffalo Totals	1	0	2	2	1	0	0	0	0	0	0	0


FORWARD

66 ALEX REDDOR HILL

2017 BANDITS MEDIA GUIDE



Born SEP 8, 1990 in Six Nations, ON 5 ft. 11 in. 166 lbs. Shoots RIGHT



ACQUIRED

From Rochester in exchange for defenseman Scott Self on March 14, 2013.

SEASON STATS 2016

2016: Played in 15 games during the regular season, totaling 39 points (16+23)... Fourth-most on the team in points... Posted five points twice; at Georgia (2/14) and at Saskatchewan (2/26)... Tallied at least one point in every game but one... Scored 100th career point with goal vs. Rochester (3/11)...
Playoffs: Tied for second most on the Bandits with 10 goals... Scored four times at New England (5/16)... Tallied seven points (4+3) vs. New England (5/21).

CAREER HIGHLIGHTS

2015: Set career-highs in games played (18), goals (23), assists (26), points (49), and loose balls (101)... Had a career-high eight points (4+4) vs. New England (5/2)... Logged seven points at New England (4/26)... Recorded two assists vs. Vancouver (4/25)... Tallied four assists vs. New England (4/4)... Contributed a goal and an assist vs. Minnesota (3/21)... Chipped in three points (1+2) at Toronto (1+2)... Netted four goals vs. Toronto (3/13)... Collected four points (1+3) in consecutive games at Rochester (2/21) and vs. Colorado (2/28)... Pitched-in three points (2+1) at Rochester (1/31)... Had two points (1+1) vs. Minnesota (1/30). **Playoffs:** Had two goals in his first career playoff game vs. Rochester...
2013: Contributed six points (3+3) and recovered 32 loose balls... Scored three goals in his Bandits debut vs. Edmonton (3/23), earning NLL "Transition Player of the Week" honors. **2012:** Appeared in five games for Rochester, recording 11 points (5+6)... Scored a pair of goals vs. Calgary (4/14)... **2011:** Completed his rookie season with Edmonton, tallying 11 points (5+6) in nine games... Netted two goals and two assists in his NLL debut vs. Boston (1/15).

CAREER STATS

REGULAR SEASON

PLAYOFFS

YEAR	TEAM	GP	G	A	TP	LB	PIM	GP	G	A	TP	LB	PIM
2011	Edmonton	9	5	6	11	28	10	--	--	--	--	--	--
2012	Rochester	5	5	6	11	13	0	--	--	--	--	--	--
2013	Buffalo	5	3	3	6	32	4	--	--	--	--	--	--
2015	Buffalo	18	23	26	49	101	30	1	2	0	2	4	4
2016	Buffalo	15	16	23	39	120	29	4	10	4	14	25	7
NLL Totals		52	52	64	116	294	73	5	12	4	16	29	11
Buffalo Totals		38	42	52	94	253	63	5	12	4	16	29	11

FORWARD 24 MITCH JONES

2017 BANDITS MEDIA GUIDE



Born DEC 12, 1991 in Delta, BC 6 ft. 2 in. 185 lbs. Shoots LEFT



ACQUIRED

From Washington in exchange for the 20th overall pick in the 2013 NLL Draft and a fifth-round selection in the 2015 NLL Draft on September 16, 2013.

SEASON STATS 2016

2016: Made an appearance in 17 games while setting new career-highs in goals (11), assists (22) and points (33)... Had two game-winning goals; vs. Toronto (1/23) and at Saskatchewan (2/26)... Recorded a season high six points and five goals at Saskatchewan (2/26)... Recorded at least one point in the first 13 games of the season... **Playoffs:** Played in all four postseason contests... Scored first career playoff goal vs. New England (5/16)... Added three points (1+2) in Game 2 of the Champion's Cup Finals (5/21)... Ended the playoffs with seven points (2+5).

CAREER HIGHLIGHTS

2015: Appeared in three regular-season games and set new career-highs with eight goals and 11 points on the season... Set a career high with four goals vs. New England (5/2)... Topped his previous career best totaling five points (3+2) at New England (4/26)... Logged two points (1+1) at Minnesota (4/11)... **Playoffs:** Tallied two assists in his first career playoff game at Rochester. **2014:** Joined the team for the final four games of the regular season... Recovered 10 loose balls at Rochester (4/19)... Tallied three points (1+2) in his Bandits debut at Minnesota (4/12). **2013:** Played in three games for Washington, tallying four points (1+3)... Recorded his first career point with an assist in his first game at Minnesota (3/16)... Scored his first career goal vs. Calgary (3/30).

CAREER STATS

YEAR	TEAM	REGULAR SEASON						PLAYOFFS					
		GP	G	A	TP	LB	PIM	GP	G	A	TP	LB	PIM
2013	Washington	3	1	3	4	1	0	--	--	--	--	--	--
2014	Buffalo	4	2	3	5	22	4	--	--	--	--	--	--
2015	Buffalo	3	8	3	11	16	0	1	0	2	2	3	0
2016	Buffalo	17	11	22	33	119	4	4	2	5	7	25	0
NLL Totals		27	22	31	53	158	8	5	2	7	9	28	0
Buffalo Totals		24	21	28	49	157	8	5	2	7	9	28	0

FORWARD

93 ANTHONY MALCOM

2017 BANDITS MEDIA GUIDE



Born OCT 22, 1992 in New Westminster, BC 6 ft. 1 in. 190 lbs. Shoots RIGHT



ACQUIRED

Buffalo's second-round selection (11th overall) in the 2015 NLL Draft.

SEASON STATS 2016

2016: Made his NLL debut vs. Calgary (1/9)... Scored his first career goal at Colorado (1/16)... Played in 17 games for the Bandits, finishing with 38 points (17+21), good enough for fifth best on the team... Compiled five points (3+2) vs. Georgia (2/20)... Had a point in every game except for the opener vs. Calgary... **Playoffs:** Finished with seven points (5+2) in four playoff games... Scored two goals in Game One of the Champion's Cup Finals vs. Saskatchewan (5/28).

CAREER HIGHLIGHTS

2015: Played in the WLA for the Langley Thunder and recorded 49 points (26+23) in 18 contests...Tallied 65 points (30+35) over sixteen contests for the Mars Hill University Lions.

Was named 2015 SAC Player of the Year.

CAREER STATS

YEAR	TEAM	REGULAR SEASON						PLAYOFFS						
		GP	G	A	TP	LB	PIM	GP	G	A	TP	LB	PIM	
2012	Mars Hill	14	5	4	9	--	1	--	--	--	--	--	--	--
2013	Mars Hill	14	16	30	46	--	0	--	--	--	--	--	--	--
2014	Mars Hill	15	25	19	44	--	0	--	--	--	--	--	--	--
2015	Mars Hill	16	35	30	65	--	4	--	--	--	--	--	--	--
2016	Buffalo	17	17	21	38	59	2	4	5	2	7	12	2	
NLL Totals		17	17	21	38	59	2	4	5	2	7	12	2	
Buffalo Totals		17	17	21	38	59	2	4	5	2	7	12	2	
Collegiate Totals		59	81	83	164	0	5	0	0	0	0	0	0	

FORWARD 21 JUSTIN MARTIN

2017 BANDITS MEDIA GUIDE



Born APR 4, 1995 in Oakville, ON 5 ft. 11 in. 185 lbs. Shoots LEFT



ACQUIRED

Buffalo's second-round selection (13th overall) in the 2016 NLL Draft.

CAREER HIGHLIGHTS

2016: Played in 11 games for the Guelph Gryphons, finishing with three points (2+1)...Scored his first goal of the season at McMaster (10/5)...

2015: Was named to the Canadian University Field Lacrosse Association All-Canadian Team... Appeared in 12 games for the Gryphons.

CAREER STATS

YEAR	TEAM	REGULAR SEASON						PLAYOFFS					
		GP	G	A	TP	LB	PIM	GP	G	A	TP	LB	PIM
2015	Guelph	12	0	0	0	--	10	2	0	0	0	--	2
2016	Guelph	11	2	1	3	--	9	3	0	0	0	--	2
NLL Totals		--	--	--	--	--	--	--	--	--	--	--	--
Buffalo Totals		--	--	--	--	--	--	--	--	--	--	--	--
Collegiate Totals		23	2	1	3	--	19	5	0	0	0	--	4

GOALTENDER 29 KEVIN ORLEMAN

2017 BANDITS MEDIA GUIDE



Born JUN 2, 1996 in Kitchener, ON 5 ft. 11 in. 190 lbs. Shoots RIGHT



ACQUIRED

Buffalo's second-round selection (18th overall) in the 2016 NLL Draft.

CAREER HIGHLIGHTS

2016: Compiled a 6-7-1 record while adding six assists in 14 games for the Kitchener-Waterloo Braves of the Ontario Junior A Lacrosse League ... Allowed three goals on 25 shots at Barrie (6/17)... Made a season-high 39 saves at Burlington (6/1).

CAREER STATS

YEAR	TEAM	REGULAR SEASON					PLAYOFFS				
		GP	MIN	W-L	GA	GAA	GP	MIN	W-L	GA	GAA
2013	Kitchener-Waterloo	4	192:27	2-2	30	9.35	1	19:59	0-1	4	12.01
2014	Kitchener-Waterloo	18	1089:08	10-8	164	9.03	5	313:43	2-3	43	8.22
2015	Kitchener-Waterloo	17	998:23	4-12-1	158	9.50	--	--	--	--	--
2016	Kitchener-Waterloo	14	895:46	6-7-1	112	7.50	--	--	--	--	--
NLL Totals		--	--	--	--	--	--	--	--	--	--
Buffalo Totals		--	--	--	--	--	--	--	--	--	--
Junior Totals		53	3175:44	22-29-2	464	8.77	6	333:42	2-4	47	8.49

FORWARD
49 CRAIG POINT
 2017 BANDITS MEDIA GUIDE



Born JAN 19, 1986 in Ohsweken, ON 5 ft. 11 in. 243 lbs. Shoots RIGHT



ACQUIRED

Signed with Buffalo as a free agent on Nov. 16, 2016.

SEASON STATS 2016

2016: Played in four games for the Rochester Knighthawks...Scored at least three points in all four games...Recorded six points (1+5) vs. Georgia (4/16).

CAREER HIGHLIGHTS

2015: Played in his 100th pro game vs. New England (4/25)...Notched his 300th career point at Calgary (3/14)...Tied his career-high with four goals at Buffalo (2/14)...Broke the 30-point plateau for the fifth time in his career...**2014:** Scored the game-winning goal in the 2014 Champion's Cup 10-minute tie-breaker game...Tied his career high with four goals, and added one assist at Philadelphia (3/16).

Won three straight Champion's Cups (2012-14)...2008 NLL Rookie of the Year.

CAREER STATS

REGULAR SEASON

PLAYOFFS

YEAR	TEAM	GP	G	A	TP	LB	PIM	GP	G	A	TP	LB	PIM
2008	Minnesota	16	27	34	61	74	8	1	1	1	2	4	0
2009	Minnesota	4	2	6	8	13	8	--	--	--	--	--	--
	Rochester	10	17	11	28	47	10	1	2	3	5	5	0
2010	Rochester	16	31	15	46	95	38	--	--	--	--	--	--
2011	Rochester	15	20	27	47	67	0	1	0	0	0	0	0
2012	Rochester	7	10	14	24	22	2	3	4	6	10	7	0
2013	Rochester	10	9	11	20	18	7	3	6	2	8	5	0
2014	Rochester	7	18	13	31	18	19	4	5	4	9	6	0
2015	Rochester	15	22	24	46	35	2	3	4	2	6	4	4
2016	Rochester	4	6	12	18	12	0	--	--	--	--	--	--
	NLL Totals	104	162	167	329	401	78	16	22	18	40	31	4
	Buffalo Totals	--	--	--	--	--	--	--	--	--	--	--	--

DEFENSE

23 STEVE PRIOLO

2017 BANDITS MEDIA GUIDE



Born JAN 15, 1989 in St Catharines, ON 6 ft. 5 in. 234 lbs. Shoots RIGHT



ACQUIRED

Buffalo's second-round selection (21st overall) in the 2009 NLL Draft.

SEASON STATS 2016

2016: Appeared in all 18 games... Finished the season with 19 points (7+12)... Recorded a season-high three points (1+2) at Vancouver (3/25)... Had seven multi-point games... Put together a four game point streak (3/11 - 4/9)... **Playoffs:** Played in all four postseason contests... Had lone point come by an assist vs. New England (5/21).

CAREER HIGHLIGHTS

2015: Was named 2015 All-Pro NLL Second Team... Appeared in all 18 games for Buffalo... Set a career high in loose balls with 104 recovered... Tallied two points (1+1) at Minnesota (4/11)... Recorded four points (1+3) and collected 12 loose balls vs. Minnesota (3/21)... Logged two points (1+1) vs. Colorado (2/28)... Chipped-in two assists at Rochester (2/21)... Contributed three assists vs. Rochester (2/14)... Notched three points (2+1) vs. Minnesota (1/30). **Playoffs:** Collected four loose balls at Rochester... **2014:** Established career-highs in goals (8), assists (18) and points (26)... Recorded four points (1+3) at Vancouver (3/29)... Tallied two points (1+1) at Edmonton (3/21)... Registered four assists vs. Minnesota (3/8)... Contributed two assists vs. Philadelphia (2/15)... Earned 14 PIM vs. Toronto (2/1)... Recorded his first career hat trick at COL (1/18)... Scored a pair of goals and recovered 10 loose balls vs. Toronto (1/10)... Tallied four assists vs. Philadelphia (12/28). **Playoffs:** Appeared in all four games, recording two assists. **2013:** Appeared in all 16 games for Buffalo, tallying seven points (2+5) and tying for first among Bandits players as well as fifth in the NLL with David Brock in PIM (46)... Finished second on the team with 76 loose ball recoveries... Tallied two points vs. Rochester (4/20) and vs. Philadelphia (1/26)... Recorded a season-high 15 PIM at Minnesota (4/6). **2012:** Games missed due to injury: four – mononucleosis (4/7-4/28)... Scored Bandits' first goal of the season and first career goal in two-point performance (1+1) vs. Toronto (1/14), adding four loose balls... Assessed a season-high 19 PIM and recovered three loose balls at Calgary (3/24)... Scored second career goal at Toronto (3/16)... **Playoffs:** Games missed due to injury: one – mononucleosis (5/5). **2011:** Set career highs in games played (14), loose balls (38) and penalty minutes (48)... Picked up an assist and six loose balls at Philadelphia (2/12)... Notched an assist and five loose balls vs. Toronto (1/22)... Recorded an assist and five loose balls at Philadelphia (1/15)... Did not dress at Toronto (4/8) or at Rochester (4/9)... **Playoffs:** Appeared in first career playoff game vs. BOS (4/30); picked up two loose balls and two penalty minutes... **2010:** Appeared in nine games... Missed seven games as a healthy scratch... Scored first professional point (assist) in NLL debut at Rochester (1/9)... Recorded 22 penalty minutes... Finished the season with seven points (0+7)... **2009:** Appeared in 21 games for the St. Catharines Athletics (OLA)... Scored 13 points (3+10)... Recorded 48 penalty minutes... **Playoffs:** Scored two points (1+1) in seven post-season games.

CAREER STATS

REGULAR SEASON

PLAYOFFS

YEAR	TEAM	GP	G	A	TP	LB	PIM	GP	G	A	TP	LB	PIM
2010	Buffalo	9	0	7	7	22	22	--	--	--	--	--	--
2011	Buffalo	14	0	6	6	44	38	2	0	0	0	6	4
2012	Buffalo	12	2	3	5	31	25	--	--	--	--	--	--
2013	Buffalo	16	2	5	7	76	46	--	--	--	--	--	--
2014	Buffalo	18	8	18	26	97	65	4	0	2	2	24	0
2015	Buffalo	18	5	15	20	104	48	1	0	0	0	4	0
2016	Buffalo	18	7	12	19	112	61	4	0	1	1	19	2
NLL Totals		105	24	66	90	486	305	11	0	3	3	53	6
Buffalo Totals		105	24	66	90	486	305	11	0	3	3	53	6

FORWARD 10 BLAZE RIORDEN

2017 BANDITS MEDIA GUIDE



Born FEB 13, 1994 in Fairport, NY 6 ft. 0 in. 215 lbs. Shoots LEFT



ACQUIRED

Signed by Buffalo as a free agent on October 3, 2016.

CAREER HIGHLIGHTS

2016: Played for the University at Albany, helping the Great Danes to a NCAA Tournament bid... Named to the USILA All-American Team... Won America East Defensive Player of the Year... Listed on the Inside Lacrosse Face-Off Preseason All-American Team... Finished his career at Albany the school's all-time leader in saves... Was third in Division I play in saves per game (12.44), 11th in save percentage (56.5) and 23rd in goals allowed average (9.68)... Made 14 saves in an overtime victory against the fourth ranked team in the country, Yale... **2015:** Played forward for Team USA at the 2015 World Indoor Lacrosse Championship... Nominated for the 2015 Best Play ESPY for an end-to-end goal scored in an NCAA Tournament victory at Cornell.

CAREER STATS

REGULAR SEASON

PLAYOFFS


YEAR	TEAM	GP	G	A	TP	LB	PIM	GP	G	A	TP	LB	PIM
2013	University at Albany												
2014	University at Albany												
2015	University at Albany												
2016	University at Albany												
	NLL Totals	--	--	--	--	--	--	--	--	--	--	--	--
	Buffalo Totals	--	--	--	--	--	--	--	--	--	--	--	--

DEFENSE/TRANSITION 25 BRAD SELF

2017 BANDITS MEDIA GUIDE



Born FEB 27, 1981 in Peterborough, ON 5 ft. 11 in. 200 lbs. Shoots LEFT



ACQUIRED

From Rochester in exchange for the 16th overall pick in the 2016 NLL Draft on Sept. 26, 2016.

SEASON STATS 2016

2016: Played in 15 games, finishing with 21 points (8+13) and a team-high 113 loose balls for the Rochester Knighthawks... Was named NLL Transition Player of the Year and First Team All-Pro... Had double digit loose balls on four separate occasions... Tallied four points (1+3) at Georgia (3/18)... Scored two goals vs. New England (3/26)... Had a seven-game point streak (6+14) from 3/11 to 4/16.

CAREER HIGHLIGHTS

2015: Had a career-high six points (3+3) and 16 loose balls in Game One of the East Division Finals vs. Toronto (5/16)... His career-high 133 loose balls in 2015 were the sixth best total in single-season team history... Ranked seventh in the league in loose balls... Tied for third in points among NLL defensemen with 20... Played in his 100th pro game at Calgary (3/14)... Collected his 600th loose ball vs. Calgary (2/28)...
2014: Led the team with a then career-high 131 loose balls... In the postseason, he was tied for second on the team with 21 loose balls... His 25 points were the third most of his career... Was third in points among NLL defensemen/transition men... Notched his 100th career assist vs. Buffalo (2/8)...
2013: Collected a career-high 96 loose balls and played in 16 games for only the second time in his career... Led the team with 25 loose balls in the postseason, and tied his season-high of 12 in the first round against Philadelphia... Led all defensemen in points with 22 and was tied for the lead with nine goals... Netted his 50th career goal vs. Philadelphia (2/8)...
2012: Won his first Champion's Cup... Had a six-game goal-scoring streak (2/4 to 3/12)... Had a seven-game assist streak (1/14 to 2/18)... Returned to pro lacrosse after playing five seasons of pro hockey in Germany (2006-11)...
2004: Scored a career-best 24 assists and 29 points... Played one more season with the Mammoth before being acquired in a deal by the Philadelphia Wings...
2003: Broke into the NLL with the Ottawa Rebel and registered a career-high 12 goals as part of a 26-point season... Was acquired by the Colorado Mammoth in the first round (8th overall) of the 2003 NLL Dispersal Draft.

Won a gold medal with Team Canada at the 2015 FIL World Indoor Lacrosse Championship... Won three straight Champion's Cups (2012-14).

CAREER STATS

REGULAR SEASON

PLAYOFFS

YEAR	TEAM	GP	G	A	TP	LB	PIM	GP	G	A	TP	LB	PIM
2003	Ottawa	10	12	14	26	41	0	--	--	--	--	--	--
2004	Colorado	9	5	24	29	60	2	1	0	0	0	5	2
2005	Colorado	8	7	6	13	35	0	1	3	0	3	9	0
2006	Philadelphia	8	6	11	17	62	6	--	--	--	--	--	--
2008	Chicago	5	8	8	16	25	4	--	--	--	--	--	--
2009	Colorado	0	0	0	0	0	0	--	--	--	--	--	--
2012	Rochester	16	7	16	23	87	6	3	0	1	1	12	2
2013	Rochester	16	9	13	22	96	8	3	1	2	3	25	2
2014	Rochester	18	7	18	25	131	4	6	0	4	4	21	0
2015	Rochester	18	6	14	20	133	2	4	4	6	10	33	0
2016	Rochester	15	8	13	21	113	8	--	--	--	--	--	--
NLL Totals		123	75	137	212	783	40	18	8	13	21	105	6
Buffalo Totals		--	--	--	--	--	--	--	--	--	--	--	--

DEFENSE

3 BILLY DEE SMITH

2017 BANDITS MEDIA GUIDE



Born JUN 30, 1982 in St Catharines, ON 6 ft. 3 in. 220 lbs. Shoots LEFT



ACQUIRED

Buffalo's first-round selection (3rd overall) in the 2002 NLL Draft.

SEASON STATS 2016

2016: Named team captain for the 2016 season... Appeared in 15 games for the Bandits... Moved up to fourth all-time in Bandits history for games played (178)... Tallied lone point in season finale vs. New England (4/30)... Racked up season-high 15 PIM at Rochester (4/23)... **Playoffs:** Played in all four postseason games... Had six PIM and a loose ball recovery at New England (5/16).

CAREER HIGHLIGHTS

2015: Played in 17 games for the Bandits last season, totaling five points (1+4)... Tallied an assist at Rochester (2/21)... Recorded an assist vs. Rochester (2/14)... Logged two assists at Rochester (1/31)... Netted a goal at New England (1/2)... **2014:** Missed one game due to an Achilles' Heel injury (3/8) and four games due to a hamstring injury (4/12-4/26)... Notched an assist at Vancouver and vs. Toronto (1/10)... Earned his first fighting major of the season vs. Philadelphia (12/28). **Playoffs:** Appeared in all four games, recovering seven loose balls. **2013:** Registered 37 PIM, good for third among Bandits players, and three points (2+1) over 12 games... Tallied an assist and 15 PIM vs. Colorado (3/9)... Recorded a goal vs. Rochester (4/20) and at Toronto (2/28)... Credited with a season-high two shots on goal at Rochester (2/16). **2012:** Recorded four loose balls and served 400th career penalty minute (currently ranks 3rd in NLL history) with seven PIM at Calgary (3/24)... Notched his first assist of the season and collected five loose balls vs. Minnesota (3/17)... Recovered season-high six loose balls at Rochester (3/10)... Served one-game team suspension vs. Colorado (3/3)... First-time NLL All-Star; started for the East in the 2012 NLL All-Star Game... Scored his first goal of the season, added six loose balls and two PIM vs. Washington (2/4)... Served 20 PIM at Minnesota (1/28)... **Playoffs:** Recovered three loose balls and was assessed 10 PIM at Toronto (5/5). **2011:** Missed entire regular season and playoffs on injured reserve due to a knee injury suffered during the summer of 2010... **2010:** Appeared in all 16 regular season games (only 2nd time in career) and scored eight points (4+4), 67 loose balls and 48 penalty minutes... Scored a goal in three consecutive games (1/23-2/6)... **Playoffs:** Assist, six loose balls, two PIM at Toronto (5/1)... **2009:** NLL Defensive Player of the Year... Missed three games- two (foot), one (rest)... 12 points (5+7) in 13 regular season games... 47 loose balls and totaled 23 penalty minutes. **Playoffs:** Appeared in two games and recorded one assist, eight loose balls and four penalty minutes... **2008:** Suspended two games... Set a new career high with seven goals and nine points... Career-high 57 loose balls... Third on the team in penalty minutes (58)... Career-high four goals with five points (4+1) against Philadelphia (3/1)... **Playoffs:** Set new career highs in playoff points, goals (4) and loose balls (16)... Two goals in Buffalo's Quarterfinal win over Philadelphia (5/2)... **2007:** Set a career high in points and assists (8)... Assist and three loose balls in season debut vs. New York (1/12)... Two assists vs. Minnesota (1/20)... Six loose balls vs. Toronto (2/02)... Assist and two loose balls at Philadelphia (2/17)... Assist and seven loose balls vs. Philadelphia (2/24)... Assist and five loose balls vs. Colorado (3/24)... Assist and three loose balls vs. Rochester (4/13)... Two loose balls and two PIM at Rochester (4/14)... **Playoffs:** Recovered six loose balls in two games... **2006:** Appeared in 11 games... Scored a career high five goals and six points on the season... Third on the team in penalty minutes (45)... Two goals in win over Toronto (1/21)... Goal and an assist vs. Philadelphia (2/11)... **Playoffs:** Led the team with 25 penalty minutes in three games... **2005:** Goal, four penalty minutes vs. Toronto (1/7)... Goal at Philadelphia (1/28)... Short-handed goal vs. Anaheim (2/11)... One assist at Calgary (4/9)... **Playoffs:** Four penalty minutes against Rochester in Semifinals (4/23)... **2004:** 56 penalty minutes, fourth-most in Bandits' single-season history... First goal of season at Vancouver (1/16)... Assist at Toronto (2/13)... Assist vs. Arizona 3/13/04... Goal at Rochester (3/20). **Playoffs:** Assist at Rochester (4/17)... **2003:** Finished NLL rookie season with three points (2+1) and 46 penalty minutes... Tied for second on the team in penalty minutes... Penalty minutes total (46) ranked third all-time in Bandits' single-season rookie history... NLL debut vs. Albany (1/4), posting two penalty minutes... First career NLL goal, 14 PIM at New Jersey (1/19)... First NLL assist vs. Calgary (1/25).

DEFENSE

3 BILLY DEE SMITH

2017 BANDITS MEDIA GUIDE



Born JUN 30, 1982 in St Catharines, ON 6 ft. 3 in. 220 lbs. Shoots LEFT

CAREER STATS

REGULAR SEASON

PLAYOFFS

YEAR	TEAM	GP	G	A	TP	LB	PIM	GP	G	A	TP	LB	PIM
2003	Buffalo	7	2	1	3	24	46	--	--	--	--	--	--
2004	Buffalo	15	2	2	4	40	56	3	0	1	1	11	4
2005	Buffalo	16	3	1	4	37	60	1	0	0	0	1	4
2006	Buffalo	11	5	1	6	42	45	3	1	2	3	8	25
2007	Buffalo	14	0	8	8	40	29	2	0	0	0	6	2
2008	Buffalo	14	7	2	9	57	58	3	4	0	4	16	2
2009	Buffalo	13	5	7	12	47	23	2	0	1	1	8	4
2010	Buffalo	16	4	4	8	67	48	1	0	1	1	6	2
2011	Buffalo	--	--	--	--	--	--	--	--	--	--	--	--
2012	Buffalo	15	1	1	2	40	54	1	0	0	0	3	10
2013	Buffalo	12	2	1	3	22	37	--	--	--	--	--	--
2014	Buffalo	13	0	2	2	24	29	4	0	0	0	7	6
2015	Buffalo	17	1	4	5	32	53	1	0	0	0	3	0
2016	Buffalo	15	0	1	1	15	49	4	0	0	0	2	6
NLL Totals		178	32	35	67	487	587	25	5	5	10	71	65
Buffalo Totals		163	32	35	67	487	587	25	5	5	10	71	65

TRANSITION

92 DHANE SMITH

2017 BANDITS MEDIA GUIDE



Born SEP 23, 1992 in Kitchener, ON 6 ft. 2 in. 195 lbs. Shoots RIGHT



ACQUIRED

Buffalo's first-round selection (fifth overall) in the 2012 NLL Draft.

SEASON STATS 2016

2016: Finished the 2016 NLL regular-season with a league leading 137 points, breaking the single-season record which was previously held by Shawn Evans (130 in 2015)...Led the league in goals (72), which also broke the NLL record, and was fifth in assists (65)...Named 2016 NLL MVP, the third Bandit to do so, following John Tavares (1994, 2000 and 2001) and Steve Dietrich (2006)...Climbed into the franchise's top-10 lists in several categories; currently ranks fourth in goals (155), assists (192) and points (347)... His 72 goals broke the team's single-season record, previously held by Ryan Benesch (55 in 2015)... Netted a season-high six goals against Vancouver (3/25)... Reached double-digit point totals three times during the 2016 campaign; at Georgia (2/14), vs. Georgia (2/20) and vs.

Vancouver (3/25)... **Playoffs:** Led the NLL in playoff points with 27 (13+14)... Racked up six points (3+3) in Game 1 of the Champion's Cup Finals vs. Saskatchewan (5/28)...Tallied six points (2+4) in Game 2 of the Champion's Cup Finals at Saskatchewan (6/4).

CAREER HIGHLIGHTS

2015: Established career-highs marks in points (107), goals (39), and assist (68)... His 68 assists ranked third in the NLL and broke the single season franchise record, and his 107 ranked fourth in the league and tied him for the third best output in franchise history...Tallied nine points (2+7) and 10 shots on goal vs. New England (5/2/15)...Recorded seven points (2+5) at New England (4/26/15)...Logged nine points (1+8) vs. Vancouver (4/25)...Contributed seven points (2+5) at Minnesota (4/11)...Chipped-in five assists and a goal vs. Colorado (2/28)...Registered a career-high ten points (5+5) and tallied 15 shots at Calgary (2/7)...Finished with five assists vs. Minnesota...Notched eight points (5+3) and 15 shots at Vancouver (1/17). **Playoffs:** Tallied eight points (5+3) in one playoff game at Rochester... **2014:** Recorded his 100th career point at Toronto (4/18)... Registered three points (2+1) at Minnesota (4/12)... Contributed two points (1+1) and nine shots on goal at Vancouver (3/29)...Tallied five points (3+2) vs. Minnesota (3/8)... Chipped-in five assists vs. Toronto (2/1)... Recorded six points (3+3) at COL (1/18)... Contributed nine points (3+6) at Philadelphia (1/12)...Tallied four assists vs. Toronto (1/10)...Registered four points (3+1) and 13 shots on goal vs. Philadelphia (12/28). **Playoffs:** Appeared in all four games, tallying 14 points (7+7)... **2013:** Finished first among Bandits players with 24 goals and 113 shots on goal as well as third with 44 points (24+20)...His rookie season goal (24), assist (20) and point (44) totals place him second, fifth and tied for second (with Delby Powless) among all-time Bandits rookies in a single-season, respectively... Named to NLL All-Rookie Team... Named NLL Rookie of the Week for Week 16, in which he tallied three goals and four points (3+1) vs. Rochester (4/20).

CAREER STATS

REGULAR SEASON

PLAYOFFS

YEAR	TEAM	GP	G	A	TP	LB	PIM	GP	G	A	TP	LB	PIM
2013	Buffalo	15	24	20	44	42	4	--	--	--	--	--	--
2014	Buffalo	18	20	39	59	79	9	4	7	7	14	12	0
2015	Buffalo	18	39	68	107	75	11	1	3	5	8	6	0
2016	Buffalo	18	72	65	137	111	9	4	13	14	27	14	2
NLL Totals		69	155	192	347	307	33	9	23	26	49	32	2
Buffalo Totals		69	155	192	347	307	33	9	23	26	49	32	2

TRANSITION 9 MARK STEENHUIS

2017 BANDITS MEDIA GUIDE



Born DEC 3, 1980 in St Catharines, ON 5 ft. 9 in. 192 lbs. Shoots RIGHT



ACQUIRED

From Columbus in exchange for goaltender Ken Montour in 2002.

SEASON STATS 2016

2016: Finished the 2016 campaign third on the team in goals (34), assists (38) and points (72)... Eclipsed the 70-point mark for the fifth time in his career... Ranks second in franchise history in games played (225), goals (420), assists (483) and points (903)... Recorded 900th career point vs. Rochester (3/11)... Scored four goals on three separate occasions; at Colorado (1/16), at Rochester (4/23) and vs. New England (4/30) ... Posted two separate seven-point outings; at Saskatchewan (2/26) and vs. New England (4/30)... **Playoffs:** Compiled 11 points (6+5) in four postseason games, including four points (2+2) in the Champion's Cup Finals.

CAREER HIGHLIGHTS

2015: Tallied 95 points (36+59) in 17 games for the Bandits...Set a career high in assists with 59...Recorded eight assists vs. New England (5/2)... Tallied eleven points (5+6) at New England (4/26)...Logged nine points (7+2) vs. Vancouver (4/25)...Pitched in six points (3+3) vs. Minnesota... Contributed five assists at Toronto (3/14)...Notched seven points (2+5) vs. Toronto (3/13)...Chipped in five points (1+4) vs. Colorado (2/28)... Had seven points (3+4) in consecutive games at Toronto (1/23) and vs. Minnesota (1/30)...Recorded five points (1+4) vs. Edmonton. **Playoffs:** Tallied five points (1+4) in his only playoff game at Rochester... **2014:** Led the Bandits with a total of 31 goals on the season... Recorded seven points (4+3), 12 shots and 12 loose balls vs. Rochester (4/26)... Appeared in his 200th career game and notched his 400th career assist at Toronto (4/18)... Recovered 14 loose balls at Minnesota (3/23)... Became the 16th player in league history to appear in 100 consecutive games when he took the field vs. Colorado (3/15)... Chipped in five points vs. Colorado (3/15) and vs. Minnesota (3/8)...Tallied five points (3+2) vs. Philadelphia (2/15)... Registered two points (1+1) at Rochester (2/8)... Contributed a team-high six points (4+2) to go along with 10 shots and nine loose balls vs. Toronto (2/1)... Recorded five points vs. Rochester (1/25)... Contributed a team-high five points (2+3) vs. Philadelphia (12/28). **Playoffs:** Appeared in all four games, tallying 16 points (6+10). **2013:** Finished in a tie for fourth with John Tavares among Bandits team scoring with 39 points (36+26) and third with 71 loose ball recoveries... Recovered his 1,300th career loose ball vs. Rochester (4/20)... Registered a season-high seven points (2+5) and eight shots at Washington (4/13)... Recorded 15 PIM at Philadelphia (1/11). **2012:** Finished third among Bandits team scoring with 62 points (27+35) and second with 75 loose balls... Registered a career-high 38 PIM... Named NLL Transition Player of the Week for Week 16 after recording a season-high and game-high eight points (4+4) vs. Rochester (4/21), including his 300th goal with the Bandits... Named NLL Transition Player of the Week for Week 11 after tying for team lead with four points (1+3) and four loose balls vs. Minnesota (3/17)... Registered seven points (4+3), including two shorthanded goals, and collected his 1,200th career loose ball with six loose balls at Toronto (3/16)... Scored his 300th career goal at Rochester (3/10)... **Playoffs:** Scored a goal and recovered 10 loose balls at Toronto (5/5)...**2011:** Recorded 300th career assist in five-point performance (2+3) at Minnesota (3/27)... Recorded seven points (2+5) vs. Boston (3/12)... Recorded eight points (2+6) at Philadelphia (2/12)... Scored a goal and two assists at Philadelphia (1/15); named NLL Transition Player of the Week... **Playoffs:** Scored four points (2+2) and recovered five loose balls vs. Boston (4/30)... Recorded three assists vs. Toronto (5/7)... **2010:** Led Bandits with career-high 54 assists... Also led Bandits in goals (36) and points (90)... Set franchise record for shots in a season (238)... Tied for fourth in NLL with team-leading 11 power-play goals... Recorded season highs in goals (6), points (10), shots (24) and shots on goal (17) in win vs. Orlando (3/6)... Scored game-winning goal vs. Boston (4/24) in nine-point performance (1+8)... Ranked second in the league in both shots and shots on goal (175)... **Playoffs:** Scored six points (2+4) in one game... Tied for team lead in assists (4) and shots (13)... **2009:** Set career highs in goals (51 - tied franchise record), assists (50), points (101) and shots (186)... Posted team highs in assists (50), points (101) and shots (186)... Set NLL record for most assists (13) and points (17) in a game vs. Toronto (2/14)... Scored a team-record eight goals in a 17-16 win at Toronto (2/20)... Named MVP of All-Star game (second time in his career), scoring 13 points (7+6)... Picked up a season-high 16 loose balls vs. New York (3/28)... **Playoffs:** Scored six points (4+2) in two games... Registered all four goals vs. Boston (5/2)... **2008:** Missed one game due to injury (ankle)... Named NLL Edge Championship Game MVP after scoring five goals and adding one assist... NLL Transition Player of the Year after leading all transition players in goals (34) and overall points (75)... Named to NLL All-Pro team... Four-time NLL Transition Player of the Week... Tied a career high with 34 goals... Set a new career high with 41 assists and 75 points... Finished second on the Bandits in points and first in goal scoring... Tied for team lead with 121 loose balls... Had 11 games with five or more points... Had a season-high 10 points (4+6) vs. Philadelphia (3/1)... Scored four goals on three occasions; 1/26 at Philadelphia, 3/1 vs. Philadelphia and 4/19 vs. Chicago... **Playoffs:** Set franchise record with seven goals in East Division Championship game against New York... **2007:** Named MVP of All-Star game after scoring six goals and adding one assist... Four-time NLL Transition player of the Week... Recorded a hat trick or better five times... Scored a season-high five goals and added an assist in season debut vs. New York (1/12)... Picked up 10 loose balls in addition to recording seven points (4+3) vs. Minnesota (1/20)... Finished season third on team with 108 loose balls... **Playoffs:** Had an assist and six loose balls vs. Minnesota (4/22)... Finished with two goals and seven loose balls at Rochester (4/27)... **2006:** Appeared in 15 games and led the team with 34 goals... Ranked second on the team with 57 points... Picked up a career-high 144 loose balls... Led the team with three game-winning goals... Recorded nine points (5+4) in season opener at Toronto (1/13)... Recorded five points (1+4) vs. Rochester (1/28)... Notched a hat trick and added an assist vs. Philadelphia (2/11)... Tied a franchise single-game record by scoring seven goals in a win over Rochester (3/25)... Had three goals and an assist vs. San Jose (3/31)... Had four points (2+2) at Arizona (4/1)... **Playoffs:** Scored three goals and five assists in three playoff games... Had two goals, including the game-winner, in 11-10 first round win over Minnesota... Recorded two goals and two assists vs. Rochester in semi-finals... **2005:** Eastern Division All-Star alternate... Won Fastest Man Competition at All-Star

TRANSITION 9 MARK STEENHUIS

2017 BANDITS MEDIA GUIDE



Born DEC 3, 1980 in St Catharines, ON 5 ft. 9 in. 192 lbs. Shoots RIGHT

CAREER HIGHLIGHTS *continued*

game in Calgary... Named Player of the Week (week 10)... Recorded three goals and an assist at Minnesota (1/21)... Scored four goals and two assists vs. Philadelphia (1/29)... Had seven points (4+3) vs. Anaheim (2/11)... Had eight four-point or better games on the season... Scored six points (3+3) at Toronto (3/4)... Recorded five points (3+2) at Minnesota (3/11)... Scored five points (3+2) vs. San Jose (4/16)... **Playoffs:** Led the Bandits with five goals vs. Rochester (4/23)... **2004:** Eastern Division All-Star alternate... Named Game MVP of the 2004 All-Star Game (2/22) after totaling seven points (6-1)... Scored team-best three game-winning goals to tie single-season franchise record... Scored five points (2+3), including the game-winning goal at Anaheim (1/18)... Had five points (3+2) at Rochester (2/28)... Recorded seven points (3+4) against Philadelphia (4/4)... **Playoffs:** Tied John Tavares and Ted Dowling for second in Champion's Cup playoff goals (7), trailing only Jonas Derks (9)... Tied for seventh in playoff points (11)... Totaled five goals against Rochester in the first round (4/17)... Added a goal and two assists in semi-finals at Toronto (4/25)... Scored a goal and recorded two assists in Champion's Cup at Calgary (5/7)... **2003:** Scored twice in Bandits debut vs. Colorado (1/11)... Finished season with 16 goals and 17 assists... Scored a season-high four goals and added two assists vs. Calgary (1/25)... Picked up five points (2+3) vs. New York (2/16)... Had a pair of goals and assists vs. Rochester (3/7)... **Playoffs:** Had a goal and an assist vs. Calgary (4/19)... **2002:** Scored 11 goals and 19 assists and picked up 85 loose balls in 12 games as a rookie with Columbus... Ranked third on team with six power play goals.

CAREER STATS

REGULAR SEASON

PLAYOFFS

YEAR	TEAM	GP	G	A	TP	LB	PIM	GP	G	A	TP	LB	PIM
2002	Columbus	12	11	19	30	85	11	--	--	--	--	--	--
2003	Buffalo	15	16	17	33	128	35	2	1	1	2	24	2
2004	Buffalo	16	27	17	44	129	20	3	7	4	11	36	2
2005	Buffalo	16	34	28	62	141	23	1	5	1	6	0	0
2006	Buffalo	15	34	23	57	144	19	3	5	3	8	17	0
2007	Buffalo	15	25	24	49	108	4	2	2	1	3	13	2
2008	Buffalo	15	34	41	75	121	35	3	12	5	17	23	6
2009	Buffalo	16	51	50	101	117	24	2	4	2	6	6	2
2010	Buffalo	16	36	54	90	99	27	1	2	4	6	4	0
2011	Buffalo	16	22	39	61	82	18	2	2	5	7	7	2
2012	Buffalo	16	27	35	62	75	38	1	1	0	1	10	0
2013	Buffalo	16	13	26	39	71	29	--	--	--	--	--	--
2014	Buffalo	18	31	32	63	108	21	4	6	10	16	23	2
2015	Buffalo	17	36	59	95	68	25	1	1	4	5	5	2
2016	Buffalo	18	34	38	72	68	36	4	6	5	11	18	6
NLL Totals		237	431	502	933	1544	365	29	54	45	99	186	26
Buffalo Totals		225	420	483	903	1459	354	29	54	45	99	186	2



Born SEP 25, 1985 in St Catharines, ON 6 ft. 0 in. 208 lbs. Shoots LEFT



ACQUIRED

Signed with Buffalo as a free agent during the 2015 offseason.

SEASON STATS 2016

2016: Appeared in 17 games during his first season with the Bandits, tallying 38 points (14+24)... Scored 150th career goal at Georgia (2/14)... Recorded three goals on two separate occasions; at Georgia (2/14) and at Vancouver (3/5)... Had a five-point (1+4) game vs. New England (2/6)... Notched at least one point in 15 games... **Playoffs:** Participated in all four postseason games... Had an assist in Game 1 of the Champion's Cup Finals (5/28)... Finished the playoffs with two points (0+2).

CAREER HIGHLIGHTS

2015: Recorded 57 points (21+36) in 17 games for Calgary... Set a career-high with nine power play goals on the season. Recorded his third straight full NLL season without tallying a single penalty minutes... **Playoffs:** Played in four playoff games, tallying nine points (4+5) and six loose balls... **2014:** Tallied 61 points (20+41) in 18 games for Calgary and scooped 35 loose balls... **Playoffs:** Tallied a playoff career-high 19 points (5+14) in seven playoff games for Calgary... **2013:** Appeared in 12 games for Calgary and tallied 43 points (13+30)... **Playoffs:** Appeared in two playoff games and tallied seven points (1+6) in those games... **2012:** Netted 20 goals and tallied 42 assists to record 62 points in 16 games for Calgary... Scooped 42 loose balls on the season... **Playoffs:** Played in one playoff games and tallied two assists in that game **2011:** Recorded 42 points (13+29) in 14 games for Calgary... **Playoffs:** Played in two playoff games for Calgary and tallied four points (2+2) and scooped five loose balls in those games... **2010:** Appeared in 16 games for Boston and tallied 65 points (23+42)... **Playoffs:** Tallied six points (3+3) in one playoff games... **2009:** Selected first overall in the 2008 NLL Draft out of Hobart College... Named to the 2009 NLL All-Rookie Team... Set a career-high with 77 points (34+43) for Boston in his rookie campaign... **Playoffs:** Scored seven points (3+4) in one playoff game.

CAREER STATS

REGULAR SEASON

PLAYOFFS

YEAR	TEAM	GP	G	A	TP	LB	PIM	GP	G	A	TP	LB	PIM
2009	Boston	15	34	43	77	92	2	1	3	4	7	6	0
2010	Boston	16	23	42	65	68	9	1	3	3	6	4	0
2011	Calgary	14	13	29	42	24	4	2	2	2	4	5	0
2012	Calgary	16	20	42	62	42	7	1	0	2	2	3	0
2013	Calgary	12	13	30	43	12	0	2	1	6	7	0	0
2014	Calgary	18	20	41	61	35	0	7	5	14	19	10	0
2015	Calgary	17	21	36	57	35	0	4	4	5	9	6	0
2016	Buffalo	17	14	24	38	41	2	4	0	2	2	9	0
NLL Totals		125	158	287	445	349	24	22	18	38	56	43	0
Buffalo Totals		17	14	24	38	41	2	4	0	2	2	9	0

TRANSITION 22 ANDREW WATT

2017 BANDITS MEDIA GUIDE



Born JAN 9, 1984 in Kitchener, ON 6 ft. 1 in. 205 lbs. Shoots LEFT



ACQUIRED

From Minnesota with Ryan Benesch in exchange for a first-round selections in the 2015 and 2016 NLL Draft and a third-round selection in the 2017 NLL Draft on July 15, 2013.

SEASON STATS 2016

2016: Played in seven games, collecting 17 loose balls... Lone point of the season came off of an assist to an Anthony Malcom goal vs. Vancouver (3/25)... **Playoffs:** Appeared in all four postseason games...Tallied an assist vs. New England (5/21)... Scored a goal in Game Two of the Champion's Cup Finals at Saskatchewan (6/4).

CAREER HIGHLIGHTS

2015: Appeared in 11 games, tallying three points (1+2) and collecting 36 loose balls... Netted a goal vs. New England (5/2)... Tallied two assists at Minnesota (4/11)... **Playoffs:** Played in one game and collected six loose balls at Rochester. **2014:** Missed seven games with a shoulder injury (2/8-3/29)... Registered three points (2+1) at COL (1/18)... Netted his first goal as a Bandit vs. Toronto (1/10)...Recovered seven loose balls in his Bandits debut vs. Philadelphia (12/28). **Playoffs:** Appeared in all four games, tallying one point (1+0)... **2013:** Appeared in 12 games for Minnesota, recording nine points (6+3)... Registered a season-high two goals vs. Toronto (2/8)...Recorded points in six consecutive outings (1/25-2/22)... **Playoffs:** Appeared in one game, notching an assist and five loose balls. **2012:** Suited up for all 16 games with Minnesota, tallying nine points (6+3)...Scored four shorthanded goals and also a career-high 26 PIM... Named to NLL Western Conference All-Star Team... Scored a pair of goals vs. Colorado (2/18) and at Washington (3/25)...Registered 10 PIM at Philadelphia (4/6)... **Playoffs:** Notched two goals in two games... **2011:** Appeared in all 13 games for Minnesota, recording a career-best 16 goals and 21 points... Netted a pair of hat-tricks vs. Rochester (1/8) and at Colorado (3/4)...Recovered 10 loose balls vs. Rochester (1/8)... **Playoffs:** Held pointless in one game... **2010:** Saw action in 14 games for Minnesota, contributing 11 points (7+4) and 25 PIM while also recovering a career-high 81 loose balls... Credited with a season-high three points vs. Colorado (1/22)... Notched a career-high 17 PIM vs. Washington (2/13)... Recovered a career-best 13 loose balls vs. Edmonton (4/3)... **Playoffs:** Tallied a goal in the team's lone playoff outing... **2009:** Appeared in 13 games in his rookie season with Minnesota, recording 17 points (6+11)... Registered at least a point in all but one game... Recovered 12 loose balls vs. Buffalo (1/24)...Credited with an assist in his first career game at Portland (1/3)... Scored his first career goal vs. San Jose (1/10).

CAREER STATS

REGULAR SEASON

PLAYOFFS

YEAR	TEAM	GP	G	A	TP	LB	PIM	GP	G	A	TP	LB	PIM
2009	Minnesota	13	6	11	17	68	10	--	--	--	--	--	--
2010	Minnesota	14	7	4	11	81	25	1	1	0	1	5	0
2011	Minnesota	13	16	5	21	70	4	1	0	0	0	2	0
2012	Minnesota	16	6	3	9	53	26	2	2	0	2	8	0
2013	Minnesota	12	6	3	9	40	4	1	0	1	1	5	0
2014	Buffalo	9	3	2	5	26	23	4	1	0	1	8	0
2015	Buffalo	11	1	2	3	36	21	1	0	0	0	6	2
2016	Buffalo	7	0	1	1	17	2	4	1	1	2	20	2
NLL Totals		95	45	31	76	391	115	14	5	2	7	54	4
Buffalo Totals		27	4	5	9	79	46	9	2	1	3	34	4

TRANSITION 20 NICK WEISS

2017 BANDITS MEDIA GUIDE



Born AUG 16, 1992 in Port Hope, ON 6 ft. 2 in. 207 lbs. Shoots RIGHT



ACQUIRED

From Vancouver with a first-round pick in the 2014 NLL Draft, a second-round pick in the 2015 NLL Draft and first-round pick in the 2018 NLL Draft in exchange for Rory Smith, Eric Penney and a 2014 second-round pick on Sept. 22, 2014.

SEASON STATS 2016

2016: Played in 10 games for the Bandits... Ended the season with 10 points (6+4)... Finished with a .353 shooting percentage, fourth best on the team... Had a four point (2+2) outing vs. Toronto (4/16)... Tallied two points (1+1) in the season opener vs. Calgary (1/9)... **Playoffs:** Recorded six points (1+5) in four postseason games... Had two assists in both playoff games vs. New England... Scored a goal in Game 2 of the Champion's Cup Finals at Saskatchewan (6/4).

CAREER HIGHLIGHTS

2015: Appeared in 17 games for Buffalo, tallying 12 points (7+5) and recovering a career-best 92 loose balls...Netted a goal vs. New England (5/2)...Scored two goals and collected 11 loose ball at New England (4/26)... Logged a goal vs. Vancouver (4/25)... Recorded a goal at Toronto (3/14)...Tallied two assists vs. Toronto (3/13)...Chipped-in a goal at Rochester (2/21)... **Playoffs:** Contributed a goal and scooped four loose balls at Rochester... **2014:** Netted his first career NLL goal at Calgary (1/18)... Had a two points (1+1) in three of his first five games... Scored a goal and collected a season-high 10 loose balls at Edmonton (3/8)... Recorded a season-high three-game goal streak (2/14-3/8).

CAREER STATS

YEAR	TEAM	REGULAR SEASON						PLAYOFFS						
		GP	G	A	TP	LB	PIM	GP	G	A	TP	LB	PIM	
2014	Vancouver	15	7	6	13	86	18	-	-	-	-	-	-	-
2015	Buffalo	17	7	5	12	92	33	1	1	0	1	4	2	
2016	Buffalo	10	6	4	10	78	17	4	1	5	6	22	4	
NLL Totals		42	20	15	35	256	68	5	2	5	7	26	6	
Buffalo Totals		27	13	9	22	170	50	5	2	5	7	26	6	


TRANSITION

55 MITCH WILDE

2017 BANDITS MEDIA GUIDE



Born JUN 12, 1991 in Brooklin, ON 6 ft. 3 in. 175 lbs. Shoots RIGHT



ACQUIRED

Buffalo's second-round selection (15th overall) in the 2013 NLL Draft.

SEASON STATS 2016

2016: Played in 13 games for the Bandits, posting career-highs for goals (6), assists (10), points (16) and loose ball recoveries (42)... Recorded three points (1+2) at Georgia (2/14)... Had his first two-goal game of his career and added an assist at Saskatchewan (2/26).

CAREER HIGHLIGHTS

2015: Appeared in all 18 games for Buffalo, totaling 12 points (3+9) and corralling 41 loose balls... Tallied two points (1+1) vs. Toronto (3/13)... Recorded a goal and an assist vs. Colorado (2/28)... Logged a goal and an assist at Vancouver (1/17)... **Playoffs:** Appeared in the Bandits' only playoff game, raking in one loose ball... **2014:** Spent the first six games of the season as a member of the practice squad before being activated for the final 12 outings... Registered three points at Minnesota (4/12)... Recorded a pair of points (1+1) vs. Calgary (4/5)... Contributed an assist and six loose balls vs. Colorado (3/15)... Tallied a goal and an assist in his NLL debut vs. Philadelphia (2/15). **Playoffs:** Appeared in all four games, recording one assist and eight loose ball recoveries.

CAREER STATS

YEAR	TEAM	REGULAR SEASON						PLAYOFFS					
		GP	G	A	TP	LB	PIM	GP	G	A	TP	LB	PIM
2014	Buffalo	10	4	7	11	32	4	4	0	1	1	8	2
2015	Buffalo	18	3	9	12	41	10	1	0	0	0	1	0
2016	Buffalo	10	4	7	11	59	2	--	--	--	--	--	--
NLL Totals		41	13	26	39	115	24	5	0	1	1	9	2
Buffalo Totals		41	13	26	39	115	24	5	0	1	1	9	2

TRANSITION 5 ADAM WILL

2017 BANDITS MEDIA GUIDE



Born JUL 3, 1992 in Langley, BC 6 ft. 1 in. 190 lbs. Shoots RIGHT



ACQUIRED

Signed as a non-roster invitee before 2015 training camp.

SEASON STATS 2016

2016: Scored his first career goal in NLL debut at Toronto (4/15)... Made only other appearance vs. Toronto (4/16).

CAREER HIGHLIGHTS

2015: Spent the 2015 NLL season on the Bandits Holdout List.

CAREER STATS

YEAR	TEAM	REGULAR SEASON							PLAYOFFS					
		GP	G	A	TP	LB	PIM	GP	G	A	TP	LB	PIM	
2014	Langley (WLA)	18	5	9	14	--	4	9	3	8	11	0	10	
2015	Langley	18	1	2	3	--	12	0	0	0	0	0	0	
2015	Buffalo	--	--	--	--	--	--	--	--	--	--	--	--	
2016	Buffalo	2	1	0	1	1	2	0	0	0	0	0	0	
	NLL	2	1	0	1	1	2	0	0	0	0	0	0	
	Buffalo Totals	2	1	0	1	1	2	0	0	0	0	0	0	
	Junior Totals	36	6	11	17	--	16	4	0	0	0	0	2	



SEASON REVIEW

2017 BUFFALO BANDITS MEDIA GUIDE



FINAL STANDINGS SEASON REVIEW

2017 BANDITS MEDIA GUIDE



EAST DIVISION

TEAM	W	L	GB	PCT	GF	GA	HOME	AWAY
Z- BUFFALO	13	5	-	.722	251	214	8-1	5-4
x- New England	10	8	3	.556	229	212	6-3	4-5
x- Georgia	8	10	5	.444	238	240	4-5	4-5
Rochester	7	11	6	.389	200	215	3-6	4-5
Toronto	5	13	8	.278	190	224	4-5	1-8

WEST DIVISION

TEAM	W	L	GB	PCT	GF	GA	HOME	AWAY
y- Saskatchewan	13	5	-	.722	233	190	7-2	6-3
x- Colorado	12	6	1	.667	203	202	8-1	4-5
x- Calgary	8	10	5	.444	216	216	5-4	3-6
Vancouver	5	13	8	.278	198	245	4-5	1-8

z- Clinched Top Overall y- Clinched Division Title x- Clinched Playoff Berth

2016 DIVISION SEMIFINALS - RESULTS

DATE	TEAMS	SCORE
Friday, May 6	Georgia Swarm at New England Black Wolves	13-14 (OT)
Saturday, May 7	Calgary Roughnecks at Colorado Mammoth	11-10

2016 DIVISION FINALS - RESULTS

DATE	TEAMS	SCORE
Saturday, May 14	Saskatchewan Rush at Calgary Roughnecks	16-10
Monday, May 16	Buffalo Bandits at New England Black Wolves	15-10
Saturday, May 21	Calgary Roughnecks at Saskatchewan Rush	9-12
Saturday, May 21	New England Black Wolves at Buffalo Bandits	15-20

2016 CHAMPION'S CUP FINALS - RESULTS

DATE	TEAMS	SCORE
Saturday, May 28	Saskatchewan Rush at Buffalo Bandits	11-9
Saturday, June 4	Buffalo Bandits at Saskatchewan Rush	10-11



NLL LEADERS & ALL-STARS SEASON REVIEW

2017 BANDITS MEDIA GUIDE



2016 NLL SCORING LEADERS

NO.	PLAYER	TEAM	POS.	GP	G	A	PTS
1	Smith, Dhane	BUF	F	18	72*	65	137*
2	Evans, Shawn	NBW	F	17	50	68	118
3	Crawford, Callum	COL	F	18	32	83	115
4	Hellyer, Rob	TOR	F	18	45	68	113
5	Duch, Rhys	VAN	F	18	48	63	111
6	Matthews, Mark	SSK	F	18	40	69	109
7	Dickson, Curtis	CGY	F	18	61	46	107
8	Jamieson, Cody	ROC	F	18	35	64	99
9	Dawson, Dan	ROC	F	18	40	55	95
	Staats, Randy	GEO	F	18	36	59	95

*league record

2016 NLL GOALIE LEADERS

NO.	PLAYER	TEAM	GP	GAA	SV%	W	L
1	Bold, Aaron	SSK	18	10.30	.761	12	5
2	Ward, Dillon	COL	16	10.33	.800	7	3
3	Rose, Nick	TOR	18	11.10	.783	5	7
4	Poulin, Mike	CGY	17	11.46	.778	4	5
5	Vinc, Matt	ROC	18	11.60	.775	5	9
6	Cosmo, Anthony	BUF	18	11.73	.783	8	2
7	Kirk, Evan	NBW	18	11.79	.789	9	4
8	DiRuscio, Davide	BUF	18	11.80	.782	5	3
9	Scigliano, Frankie	CGY	18	12.20	.757	4	5
10	MacDonald, Brodie	GEO	18	12.82	.749	6	7

2016 NLL AWARD WINNERS

AWARD	RECIPIENT
Most Valuable Player:	Dhane Smith - Buffalo Bandits
Goaltender of the Year:.....	Evan Kirk - New England Black Wolves
Defenseman of the Year:.....	Ryan Dilks - Saskatchewan Rush
Transition Player of the Year:.....	Brad Self - Rochester Knighthawks
Rookie of the Year:.....	Randy Staats - Georgia Swarm
Sportsmanship Award:.....	Ben McIntosh - Saskatchewan Rush
Les Bartley Head Coach of the Year:.....	Glenn Clark - New England Black Wolves
General Manager of the Year:	Steve Dietrich - Buffalo Bandits
Executive of the Year:.....	Lee Genier - Saskatchewan Rush
Teammate of the Year:.....	Mike Poulin - Calgary Roughnecks
Air Canada Wingman of the Year:.....	Callum Crawford - Colorado Mammoth

2016 NLL ALL-PROS - 1ST TEAM

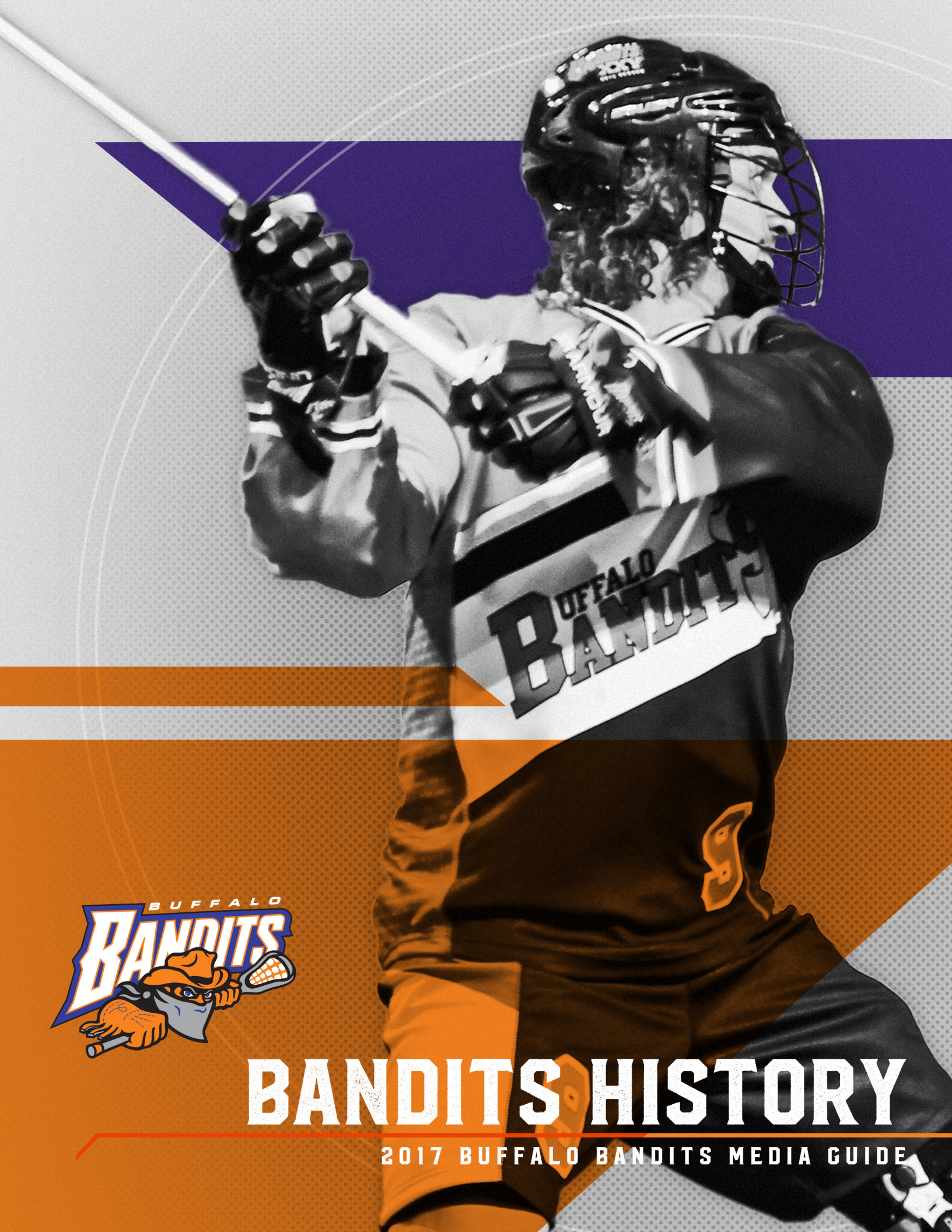
PLAYER	TEAM	POSITION
Dhane Smith	BUF	F
Shawn Evans	NBW	F
Mark Matthews	SSK	F
Brad Self	ROC	T
Ryan Dilks	SSK	D
Evan Kirk	NBW	G

2016 NLL ALL-PROS - 2ND TEAM

PLAYER	TEAM	POSITION
Curtis Dickson	CGY	F
Callum Crawford	COL	F
Rob Hellyer	TOR	F
Jeremy Thompson	SSK	T
Chris Corbeil	SSK	D
Dillon Ward	COL	G

2016 NLL ALL-ROOKIE TEAM

PLAYER	TEAM	POSITION
Randy Staats	GEO	F
Wesley Berg	CGY	F
Jesse King	GEO	F
Lyle Thompson	GEO	F
Chad Tutton	GEO	F
Graeme Hossack	ROC	D



BANDITS HISTORY

2017 BUFFALO BANDITS MEDIA GUIDE



ALL-TIME REGULAR SEASON RESULTS

BANDITS HISTORY

2017 BANDITS MEDIA GUIDE



1992 RESULTS (2ND PLACE, NATIONAL DIVISION)

NO.	DATE	H/A	OPP.	SCORE	W/L	REC	GOALIE(S)	ATT.	GWG
1	1/4	H	NY	17-21	L	0-1	Cowie	9,052	B. Cummings
2	1/18	A	NY	16-19	L	0-2	Gerrie	11,297	Dumpson
3	1/25	H	DET	17-23	L	0-3	Cowie	13,581	Parke
4	2/8	A	PIT	23-13	W	1-3	Cowie	6,844	Hamley
							Gerrie		
5	2/28	H	PHI	20-11	W	2-3	Gerrie	16,325	Alexander
6	3/7	A	DET	22-9	W	3-3	Gerrie	9,673	Alexander
7	3/13	H	BAL	27-20	W	4-3	Gerrie	16,325	Keenan
8	3/21	A	BOS	19-9	W	5-3	Cowie	8,233	Hiltz

1993 RESULTS (1ST PLACE, NATIONAL DIVISION)

NO.	DATE	H/A	OPP.	SCORE	W/L	REC	GOALIE(S)	ATT.	GWG
1	1/9	A	PIT	17-10	W	1-0	Gerrie	5,354	Tavares
2	1/16	A	DET	18-14	W	2-0	Gerrie	6,532	Lay
3	1/23	H	BAL	23-13	W	3-0	Gerrie	16,325	Tavares
							Cowie		
4	1/30	A	BOS	17-13	W	4-0	Gerrie	6,882	Cordingley
							Cowie		
5	2/6	H	BOS	16-14	W	5-0	Cowie	16,325	Tavares
6	2/20	A	BAL	19-18+	W	6-0	Gerrie	7,916	Alexander
							Cowie		
7	2/27	H	PHI	13-12	W	7-0	Cowie	16,325	Alexander
8	3/20	H	DET	20-14	W	8-0	Cowie	16,325	D. Kilgour

+ Overtime Decision

1994 RESULTS (1ST PLACE, NATIONAL DIVISION)

NO.	DATE	H/A	OPP.	SCORE	W/L	REC	GOALIE(S)	ATT.	GWG
1	1/21	A	DET	17-16	W	1-0	Cowie	5,147	Cordingley
2	1/23	H	BAL	17-12	W	2-0	Cowie	16,284	Tavares
3	1/29	A	NY	18-10	W	3-0	Cowie	10,375	Cochrane
							Gerrie		
4	2/5	H	PHI	15-11	W	4-0	Cowie	16,284	Hamley
5	2/19	H	BOS	10-14	L	4-1	Cowie	16,284	Soudan
							Gerrie		
6	3/12	A	BOS	14-10	W	5-1	Cowie	9,125	Tavares
							Gerrie		
7	3/19	A	PHI	12-16	L	5-2	Cowie	17,380	Nostrant
							Gerrie		
8	3/26	H	DET	18-10	W	6-2	Gerrie	16,284	Hardill

1995 RESULTS (4TH PLACE)

NO.	DATE	H/A	OPP.	SCORE	W/L	REC	GOALIE(S)	ATT.	GWG
1	1/7	H	PHI	17-13	W	1-0	Cowie	16,230	Laub
							Gerrie		
2	1/14	A	BOS	11-12+	L	1-1	Gerrie	5,966	Carmean
3	1/28	A	PHI	10-17	L	1-2	Gerrie	16,515	Martin
							Cowie		
4	2/4	H	BOS	13-16	L	1-3	Gerrie	15,079	Blanchard
							Cowie		
5	2/11	A	NY	16-13	W	2-3	Cowie	8,131	Tavares
							Gerrie		
6	2/25	H	ROC	8-13	L	2-4	Gerrie	16,230	Lyons
							Cowie		
7	3/4	H	BAL	23-12	W	3-4	Cowie	15,767	Cordingley
8	3/5	A	ROC	11-12	L	3-5	Cowie	7,383	Gait



ALL-TIME REGULAR SEASON RESULTS BANDITS HISTORY

2017 BANDITS MEDIA GUIDE



1996 RESULTS (1ST PLACE)

NO.	DATE	H/A	OPP.	SCORE	W/L	REC	GOALIE(S)	ATT.	GWG
1	1/12	A	PHI	15-12	W	1-0	O'Toole	13,024	Phair
2	1/20	H	BAL	18-16	W	2-0	O'Toole Cowie	14,122	Phair
3	2/3	H	BOS	17-11	W	3-0	O'Toole	14,047	Cordingley
4	2/10	A	ROC	14-9	W	4-0	O'Toole	7,393	Henry
5	2/24	H	CHR	28-6	W	5-0	O'Toole	15,741	Cecconi
6	3/2	A	BAL	25-17	W	6-0	O'Toole	4,549	Tavares
7	3/9	A	BOS	13-12	W	7-0	O'Toole	8,567	Tavares
8	3/16	H	ROC	14-17	L	7-1	O'Toole	15,267	Soudan
9	3/22	A	NY	16-13	W	8-1	O'Toole Cowie	8,184	Hall
10	3/23	H	PHI	12-14	L	8-2	O'Toole	15,243	Gait

1997 RESULTS (T-2ND PLACE)

NO.	DATE	H/A	OPP.	SCORE	W/L	REC	GOALIE(S)	ATT.	GWG
1	1/4	H	ROC	17-19	L	0-1	O'Toole Cowie	18,595	Mearns
2	1/18	H	BOS	15-13	W	1-1	O'Toole Cowie	16,380	R.Kilgour
3	1/25	A	BOS	15-16	L	1-2	O'Toole Cowie	5,463	Blanchard
4	2/7	A	BAL	22-15	W	2-2	O'Toole Cowie	5,009	Tavares
5	2/8	H	NY	16-14	W	3-2	Cowie	17,348	Dowling
6	2/15	A	ROC	16-15	W	4-2	Cowie O'Toole	6,751	Tavares
7	2/21	A	NY	16-18	L	4-3	Cowie	7,113	Seremet
8	3/15	H	PHI	8-16	L	4-4	O'Toole Cowie	18,595	Gait
9	3/22	A	PHI	14-13+	W	5-4	O'Toole Cowie	17,575	Dowling
10	3/29	H	BAL	19-14	W	6-4	O'Toole Cowie	16,747	Cecconi

+ Overtime Decision

1998 RESULTS (T-3RD PLACE)

NO.	DATE	H/A	OPP.	SCORE	W/L	REC	GOALIE(S)	ATT.	GWG
1	1/3	H	PHI	12-14	L	0-1	Cowie O'Toole	11,402	Miller
2	1/17	H	NY	16-12	W	1-1	O'Toole Cowie	11,255	Luke
3	1/31	A	ROC	6-15	L	1-2	Cowie	7,353	Mearns
4	2/7	A	PHI	9-15	L	1-3	Cowie O'Toole	15,065	Flynn
5	2/14	A	BAL	15-20	L	1-4	Cowie Levis	7,268	Gait
6	2/20	H	ROC	16-15+	W	2-4	Cowie Levis	14,230	Tavares
7	2/21	A	ONT	15-17	L	2-5	Levis Cowie	5,841	Heardr
8	2/28	A	NY	14-13	W	3-5	O'Toole	7,029	Cordingley
9	3/7	H	BAL	10-12	L	3-6	O'Toole	11,989	Knight
10	3/14	H	ONT	14-12	W	4-6	O'Toole	11,913	D. Kilgour
11	4/4	A	SYR	20-16	W	5-6	O'Toole Cowie	4,084	R. Kilgour
12	4/11	H	SYR	19-10	W	6-6	O'Toole	12,745	D. Squire

+ Overtime Decision



ALL-TIME REGULAR SEASON RESULTS

BANDITS HISTORY

2017 BANDITS MEDIA GUIDE



1999 RESULTS (6TH PLACE)

NO.	DATE	H/A	OPP.	SCORE	W/L	REC	GOALIE(S)	ATT.	GWG
1	1/8	A	PHI	18-17+	W	1-0	Disher O'Neil	14,348	Marechek
2	1/16	H	BAL	15-22	L	1-1	O'Neill Disher	10,216	Martin
3	1/22	A	TOR	10-11	L	1-2	O'Neill	11,052	Williams
4	1/29	H	SYR	17-16	W	2-2	O'Neill Disher	8,129	Panos
5	1/30	A	NY	12-11	W	3-2	O'Neill	7,826	R. Kilgour
6	2/5	H	PHI	11-13	L	3-3	Disher	9,205	Marechek
7	2/27	A	BAL	16-15	W	4-3	Disher O'Neill	8,203	Tavares
8	3/6	H	NY	12-13	L	4-4	Disher	8,536	Panetta
9	3/20	H	ROC	11-17	L	4-5	Disher O'Neill	11,020	Kruger
10	3/27	H	TOR	12-13+	L	4-6	O'Neill	10,723	Voltman
11	4/3	A	ROC	13-15	L	4-7	O'Neill	8,136	Hollenbeck
12	4/10	A	SYR	11-14	L	4-8	Disher	3,452	Gait

+ Overtime Decision

2000 RESULTS (2ND PLACE)

NO.	DATE	H/A	OPP.	SCORE	W/L	REC	GOALIE(S)	ATT.	GWG
1	1/8	H	TOR	14-17	L	0-1	Disher	7,457	Toll
2	1/29	H	SYR	22-21	W	1-1	Disher O'Neill	7,311	Accursi
3	2/5	H	ALB	21-17	W	2-1	Disher	6,742	Prat
4	2/12	A	PIT	14-17	L	2-2	Disher	5,218	Reese
5	2/18	H	ROC	18-14	W	3-2	Disher	7,393	Tavares
6	2/26	A	TOR	18-12	W	4-2	Disher	14,075	Malwasky
7	3/11	H	NY	19-18+	W	5-2	Disher	9,817	Tavares
8	3/18	A	ROC	13-16	L	5-3	Disher O'Neill	9,269	Teat
9	3/25	A	NY	21-16	W	6-3	Disher O'Neill	7,628	Williams
10	4/1	H	PHI	16-11	W	7-3	O'Neill	10,396	Tavares
11	4/8	A	PHI	11-22	L	7-4	O'Neill Disher	16,187	Marechek
12	4/15	A	ALB	15-13	W	8-4	Disher	5,428	Williams

+ Overtime Decision

2001 RESULTS (5TH PLACE)

NO.	DATE	H/A	OPP.	SCORE	W/L	REC	GOALIE(S)	ATT.	GWG
1	12/30	A	WSH	20-19	W	1-0	Wetherup Komer	2,778	Kilgour
2	1/6	H	CLB	23-10	W	2-0	Wetherup Komer	7,328	Sweet
3	1/20	H	PHI	26-18	W	3-0	Wetherup	8,261	Malwasky
4	1/27	H	TOR	13-14^	L	3-1	Wetherup	8,452	Stroup
5	2/3	H	OTT	25-14	W	4-1	Wetherup	8,111	Malwasky
6	2/10	H	WSH	17-21	L	4-2	Wetherup Komer	8,184	Sims
7	2/16	A	OTT	21-12	W	5-2	Komer	7,083	Warder
8	2/24	A	PHI	12-17	L	5-3	Wetherup Komer	16,566	Bergey
9	3/10	A	CLB	22-19	W	6-3	Komer Wetherup	6,923	Ogilvie
10	3/17	H	ALB	18-13	W	7-3	Wetherup Collins	7,620	Powell
11	3/25	H	ROC	9-10	L	7-4	Collins	8,333	C. Malwasky
12	3/30	A	ALB	17-14	W	8-4	Collins Wetherup	4,108	Williams
13	3/31	A	ROC	12-19	L	8-5	Collins Wetherup	11,016	Cordingley
14	4/7	A	NY	13-18	L	8-6	Wetherup Collins Wetherup	4,625	Colsey

+ Double-Overtime Decision



ALL-TIME REGULAR SEASON RESULTS

BANDITS HISTORY

2017 BANDITS MEDIA GUIDE



2002 RESULTS (4TH PLACE, CENTRAL DIVISION)

NO.	DATE	H/A	OPP.	SCORE	W/L	REC	GOALIE(S)	ATT.	GWG
1	11/24	H	WSH	17-15	W	1-0	Dietrich	6,718	McCready
2	12/1	H	MTL	17-18	L	1-1	Dietrich Levis	6,118	Kelusky
3	12/16	A	NY	16-13	W	2-1	Dietrich	3,000	Driscoll
4	1/5	H	ROC	11-22	L	2-2	Dietrich Levis	8,934	Soudan
5	1/18	A	CGY	13-12+	W	3-2	Dietrich	8,271	Tavares
6	1/25	A	PHI	7-8	L	3-3	Dietrich	11,785	Marechek
7	1/26	H	VAN	17-14	W	4-3	Dietrich	6,176	Maddalena
8	2/1	A	MTL	7-10	L	4-4	Dietrich	8,317	Dowling
9	2/2	H	CLB	12-8	W	5-4	Dietrich	8,826	Taylor
10	2/9	H	ALB	9-11	L	5-5	Dietrich Levis	7,136	Teat
11	2/16	A	CLB	12-10	W	6-5	Dietrich	3,874	Maddalena
12	2/22	H	PHI	19-14	W	7-5	Dietrich	7,526	Howard
13	2/23	A	ALB	14-15+	L	7-6	Dietrich	3,000	Teat
14	3/2	H	TOR	7-8	L	7-7	Dietrich	7,948	Manning
15	3/9	A	ROC	7-12	L	7-8	Dietrich Montour	9,724	Grant
16	3/23	A	WSH	23-22	W	8-8	Montour	3,000	Derks

+ Overtime Decision

2003 RESULTS (4TH PLACE, CENTRAL DIVISION)

NO.	DATE	H/A	OPP.	SCORE	W/L	REC	GOALIE(S)	ATT.	GWG
1	1/4	H	ALB	11-10	W	1-0	Dietrich	5,713	Caines
2	1/11	H	CLB	20-6	W	2-0	Dietrich	5,633	Tavares
3	1/19	A	NJ	10-4	W	3-0	Dietrich	3,011	Caines
4	1/24	A	TOR	13-17	L	3-1	Dietrich	15,221	Manning
5	1/25	H	CGY	23-17	W	4-1	Dietrich	5,590	Tavares
6	2/1	A	CLB	19-16	W	5-1	Dietrich	3,615	Crosbie
7	2/8	H	TOR	14-8	W	6-1	Dietrich	8,414	Steenhuis
8	2/15	A	ALB	16-11	W	7-1	Dietrich	3,074	McCready
9	2/16	H	NY	16-10	W	8-1	Quinn	5,531	Steenhuis
10	3/7	H	ROC	12-10	W	9-1	Dietrich	8,124	Plunkett
11	3/15	A	PHI	12-15	L	9-2	Dietrich	15,097	Marechek
12	3/21	H	OTT	12-9	W	10-2	Dietrich	7,943	Susheski
13	3/22	A	OTT	11-9	W	11-2	Dietrich	4,512	Accursi
14	3/29	A	ROC	9-18	L	11-3	Dietrich Grant	10,379	Malawsky
15	4/5	H	NJ	19-12	W	12-3	Dietrich	7,957	Tavares
16	4/11	A	CGY	14-16	L	12-4	Quinn	13,859	Kelusky



ALL-TIME REGULAR SEASON RESULTS

BANDITS HISTORY

2017 BANDITS MEDIA GUIDE



2004 RESULTS (7-3RD PLACE, EAST DIVISION)

NO.	DATE	H/A	OPP.	SCORE	W/L	REC	GOALIE(S)	ATT.	GWG
1	1/3	H	ROC	12-11	W	1-0	Dietrich	8,595	Shannon
2	1/10	H	PHI	13-16	L	1-1	General Dietrich	7,403	Ratcliffe
3	1/16	A	VAN	15-16+	L	1-2	Dietrich	6,324	Gill
4	1/18	A	ANA	16-12	W	2-2	Dietrich General	4,102	Steenhuis
5	1/31	A	PHI	18-10	W	3-2	Dietrich	13,641	Derks
6	2/6	H	ROC	10-9	W	4-2	Dietrich	9,005	Powless
7	2/13	A	TOR	13-9	W	5-2	Dietrich General	15,107	Tavares
8	2/14	H	ANA	13-11	W	6-2	General	8,767	Steenhuis
9	2/21	A	PHI	12-8	W	7-2	General	13,686	Steenhuis
10	2/28	A	ROC	12-13+	L	7-3	General	9,815	Williams
11	3/05	H	TOR	11-13	L	7-4	General	9,299	Manning
12	3/13	H	ARZ	13-11	W	8-4	Dietrich General	9,230	Accursi
13	3/20	A	ROC	12-13+	L	8-5	General Dietrich	9,783	Malawsky
14	3/26	A	TOR	11-14	L	8-6	Dietrich	18,809	Sheareer
15	3/27	H	TOR	9-15	L	8-7	General Dietrich	10,599	Chapman
16	4/4	H	PHI	15-17	L	8-8	General Dietrich	8,537	Martin

+ Overtime Decision

2005 RESULTS (2ND PLACE, EAST DIVISION)

NO.	DATE	H/A	OPP.	SCORE	W/L	REC	GOALIE(S)	ATT.	GWG
1	1/7	H	TOR	13-15	L	0-1	Dietrich General	11,067	Shearer
2	1/21	A	MIN	15-10	W	1-1	Dietrich	13,198	Powless
3	1/22	A	COL	8-11	L	1-2	Dietrich General	18,137	Panos
4	1/28	A	PHI	15-10	W	2-2	Dietrich	8,849	Smith
5	1/29	H	PHI	20-16	W	3-2	General	10,945	Shannon
6	2/11	H	ANA	20-9	W	4-2	Dietrich General	8,805	Shannon
7	2/19	A	ROC	11-7	W	5-2	Dietrich	9,961	Powless
8	2/26	H	PHI	8-14	L	5-3	General Dietrich	8,912	Ratcliffe
9	3/4	A	TOR	14-12	W	6-3	Dietrich	17,756	Steenhuis
10	3/11	A	MIN	23-16	W	7-3	Dietrich General	8,254	Shannon
11	3/18	H	MIN	13-11	W	8-3	Dietrich	9,116	Crosbie
12	3/19	A	ROC	11-12+	L	8-4	Dietrich	10,102	Williams
13	3/26	H	TOR	8-12	L	8-5	Dietrich General	11,309	Doyle
14	4/1	H	ROC	11-9	W	9-5	Dietrich	10,014 Teat	
15	4/9	A	CGY	14-9	W	10-5	Dietrich	10,183	Tavares
16	4/16	H	SJS	13-10	W	11-5	General Dietrich	12,138	Tavares

+ Overtime Decision



ALL-TIME REGULAR SEASON RESULTS

BANDITS HISTORY

2017 BANDITS MEDIA GUIDE



2006 RESULTS (1ST PLACE, EAST DIVISION)

NO.	DATE	H/A	OPP.	SCORE	W/L	REC	GOALIE(S)	ATT.	GWG
1	1/13	A	TOR	13-11	W	1-0	Dietrich	15,104	Steenhuis
2	1/21	H	TOR	13-10	W	2-0	Dietrich	13,072	Plunkett
3	1/28	A	ROC	10-11+	L	2-1	Dietrich	11,121	Grant
4	2/10	H	POR	16-6	W	3-1	Dietrich Avery	10,395	Steenhuis
5	2/11	A	PHI	9-10	L	3-2	Dietrich	11,207	Cromwell
6	2/18	H	MIN	14-9	W	4-2	Dietrich Avery	12,455	Bomberry
7	3/4	H	MIN	8-11	L	4-3	Dietrich	10,961	Hall
8	3/11	H	TOR	8-10	L	4-4	Dietrich	14,064	Sanderson
9	3/18	A	ROC	14-13+	W	5-4	Dietrich	10,209	Squire
10	3/24	A	MIN	13-11	W	6-4	Montour Dietrich	9,553	Vyse
11	3/25	H	ROC	18-13	W	7-4	Dietrich Montour	13,722	Teat
12	3/31	A	SJS	11-9	W	8-4	Dietrich	5,143	Bomberry
13	4/1	A	ARZ	13-10	W	9-4	Dietrich	6,759	Teat
14	4/8	H	COL	14-12	W	10-4	Dietrich	11,895	Tavares
15	4/14	H	PHI	8-7	W	11-4	Dietrich Montour	10,379	Steenhuis
16	4/15	A	PHI	11-14	L	11-5	Montour	9,899	Greenhalgh

+ Overtime Decision

2007 RESULTS (2ND PLACE, EAST DIVISION)

NO.	DATE	H/A	OPP.	SCORE	W/L	REC	GOALIE(S)	ATT.	GWG
1	12/30	A	POR	10-11+	L	0-1	Thompson	8,437	Stapleford
2	1/12	H	NYT	14-16	W	1-1	Thompson	18,690	Tavares
3	1/13	A	COL	10-11+	L	1-2	Thompson	16,523	Carey
4	1/20	H	MIN	13-22	W	2-2	Thompson	12,883	Tavares
5	2/2	H	TOR	10-14	L	2-3	Thomspson Dietrich	13,659	Thompson
6	2/3	A	TOR	8-13	L	2-4	Dietrich	15,471	Benesch
7	2/11	A	CHI	12-11	W	3-4	Dietrich	5,010	Tavares
8	2/17	A	PHI	12-8	W	4-4	Dietrich	12,688	Powless
9	2/24	H	PHI	12-13	W	5-4	Dietrich	14,882	Iannucci
10	3/4	A	MIN	16-15	W	6-4	Dietrich Thompson	7,504	Dostie
11	3/17	A	NYT	11-8	W	7-4	Thompson	7,012	Teat
12	3/24	H	COL	15-19	W	8-4	Dietrich	15,156	Tavares
13	3/31	H	CHI	10-15	W	9-4	Thompson	16,228	Tavares
14	4/7	H	ARZ	5-15	W	10-4	Dietrich	13,492	Dostie
15	4/13	H	ROC	10-14	L	10-5	Dietrich Thompson	15,334	Evans
16	4/14	A	ROC	8-14	L	10-6	Thompson Sams	11,200	Hoar

+ Overtime Decision



ALL-TIME REGULAR SEASON RESULTS

BANDITS HISTORY

2017 BANDITS MEDIA GUIDE



2008 RESULTS (1ST PLACE, EAST DIVISION)

NO.	DATE	H/A	OPP.	SCORE	W/L	REC	GOALIE(S)	ATT.	GWG
1	1/11	H	ROC	9-12	L	0-1	Montour Thompson	18,670	Lyons
2	1/12	A	ROC	14-9	W	1-1	Thompson	10,939	Laverty
3	1/19	H	NYT	17-13	W	2-1	Thompson	11,878	Dostie
4	1/26	A	PHI	14-15+	L	2-2	Thompson	10,542	Bergey
5	2/8	A	CGY	17-9	W	3-2	Thompson Montour	10,922	Steenhuis
6	2/10	A	NYT	9-10+	L	3-3	Montour Thompson	6,742	Hall
7	2/15	A	TOR	8-11	L	3-4	Montour	14,611	Taylor
8	2/16	H	MIN	16-14	W	4-4	Montour	14,446	Bomberry
9	2/24	A	CHI	13-8	W	5-4	Sams	3,250	Kruger
10	3/1	H	PHI	21-12	W	6-4	Montour Thompson	13,720	Bomberry
11	3/8	H	MIN	11-7	W	7-4	Montour	12,313	Steenhuis
12	3/22	H	TOR	9-13	L	7-5	Montour Thompson	15,320	Sanderson
13	4/5	H	COL	12-11	W	8-5	Thompson	16,905	Powells
14	4/12	A	ROC	6-11	L	8-6	Montour Thompson	10,517	Evans
15	4/19	H	CHI	13-9	W	9-6	Montour	13,633	Steenhuis
16	4/26	H	POR	14-10	W	10-6	Thompson	18,325	Tavares

+ Overtime Decision

2009 RESULTS (T-1ST PLACE, EAST DIVISION)

NO.	DATE	H/A	OPP.	SCORE	W/L	REC	GOALIE(S)	ATT.	GWG
1	1/3	H	PHI	15-11	W	1-0	Thompson	18,690	Steenhuis
2	1/10	A	TOR	8-6	W	2-0	Montour	15,923	Tavares
3	1/16	H	ROC	23-6	W	3-0	Montour	15,494	Montour
4	1/24	A	MIN	10-9	W	4-0	Thompson	11,458	Tavares
5	1/29	A	EDM	13-8	W	5-0	Montour	6,298	Steenhuis
6	2/6	A	PHI	11-13	L	5-1	Thompson	10,506	Shannon
7	2/14	H	TOR	25-10	W	6-1	Montour	18,690	Tavares
8	2/20	A	TOR	17-16+	W	7-1	Montour Thompson	12,844	Steenhuis
9	2/28	H	MIN	15-16	L	7-2	Montour	18,690	Marhol
10	3/14	A	ROC	14-15+	L	7-3	Montour Thompson	9,134	Evans
11	3/21	H	POR	14-4	W	8-3	Montour	17,822	Vyse
12	3/28	H	NYT	9-11	L	8-4	Thompson	18,550	Alrich
13	4/4	A	BOS	15-11	W	9-4	Montour	7,073	Dostie
14	4/10	H	ROC	13-9	W	10-4	Montour	17,118	Vyse
15	4/11	A	NYT	9-12	L	10-5	Thompson	6,222	McLellan
16	4/18	H	BOS	12-13+	L	10-6	Montour	18,527	Morris

+ Overtime Decision



ALL-TIME REGULAR SEASON RESULTS

BANDIT'S HISTORY

2017 BANDITS MEDIA GUIDE



2010 RESULTS (T-3RD PLACE, EAST DIVISION)

NO.	DATE	H/A	OPP.	SCORE	W/L	REC	GOALIE(S)	ATT.	GWG
1	1/9	A	ROC	5-10	L	0-1	Montour	8,192	Gait
2	1/16	H	ROC	11-13	L	0-2	Montour	17,207	Gait
3	1/22	A	WAS	11-13	L	0-3	Montour	2,879	Wiles
							Goodleaf		
4	1/23	A	EDM	7-11	L	0-4	Montour	7,102	Secore
5	1/30	H	MIN	11-7	W	1-4	Montour	15,636	Francis
6	2/6	H	TOR	10-14	L	1-5	Montour	14,467	Manning
7	2/13	A	PHI	13-11	W	2-5	Goodleaf	7,723	Harasym
							Thompson		
8	2/27	H	PHI	11-15	L	2-6	Goodleaf	15,336	McGlone
9	3/6	H	ORL	12-10	W	3-6	Montour	16,184	Dostie
10	3/12	A	TOR	11-10+	W	4-6	Thompson	8,567	Tavares
11	3/13	A	BOS	9-8+	W	5-6	Thompson	9,062	Tavares
12	3/27	A	ROC	14-7	W	6-6	Thompson	10,652	Bucktooth
13	4/3	H	COL	11-12+	L	6-7	Goodleaf	16,951	Carlson
							Thompson		
14	4/10	H	TOR	13-10	W	7-7	Thompson	18,575	Accursi
15	4/16	A	ORL	7-9	L	7-8	Thompson	7,399	Powell
16	4/24	H	BOS	13-10	W	8-8	Thompson	18,480	Steenhuis

2011 RESULTS (1ST PLACE, EAST DIVISION)

NO.	DATE	H/A	OPP.	SCORE	W/L	REC	GOALIE(S)	ATT.	GWG
1	1/8	A	CGY	9-10	L	0-1	Thompson	9,590	Snider
2	1/15	A	PHI	9-6	W	1-1	Thompson	7,764	Kelusky
3	1/22	H	TOR	15-14+	W	2-1	Thompson	16,685	Self
4	1/29	A	TOR	5-8	L	2-2	Goodleaf	10,812	Doyle
5	2/4	H	MIN	15-12	W	3-2	Thompson	15,001	Tavares
6	2/12	A	PHI	16-7	W	4-2	Thompson	9,649	Kelusky
7	2/19	H	PHI	9-10	L	4-3	Goodleaf	15,344	Westervelt
8	3/5	H	ROC	11-8	W	5-3	Thompson	18,690	Tavares
9	3/6	A	BOS	9-8	W	6-3	Thompson	8,524	Hill
10	3/12	H	BOS	12-10	W	7-3	Thompson	16,347	Tavares
11	3/27	A	MIN	12-9	W	8-3	Thompson	9,294	Thenhaus
12	4/2	H	WAS	9-10+	L	8-4	Goodleaf	18,690	Sedgwick
							Thompson		
13	4/8	A	TOR	11-8	W	9-4	Thompson	15,084	Culp
14	4/9	A	ROC	9-8	W	10-4	Thompson	9,216	Steenhuis
15	4/16	H	BOS	9-16	L	10-5	Thompson	17,318	Cotter
							Goodleaf		
16	4/23	H	ROC	9-15	L	10-6	Goodleaf	18,690	Hall
							Thompson		

+ Overtime Decision



ALL-TIME REGULAR SEASON RESULTS

BANDITS HISTORY

2017 BANDITS MEDIA GUIDE



2012 RESULTS (4TH PLACE, EAST DIVISION)

NO.	DATE	H/A	OPP.	SCORE	W/L	REC	GOALIE(S)	ATT.	GWG
1	1/14	H	TOR	14-10	W	1-0	Thompson	16,356	Wiles
2	1/21	A	ROC	12-9	W	2-0	Thompson	9,776	Vyse
3	1/27	H	PHI	10-13	L	2-1	Thompson	14,492	Westervelt
4	1/28	A	MIN	11-19	L	2-2	Thompson Goodleaf	8,232	Crawford
5	2/4	H	WAS	10-11+	L	2-3	Thompson	14,577	Duch
6	2/12	A	PHI	13-14	L	2-4	Thompson Goodleaf	8,119	Westervelt
7	3/3	H	COL	13-16	L	2-5	Cosmo Thompson	15,845	Hopcroft
8	3/10	A	ROC	10-13	L	2-6	Cosmo Thompson	7,254	Powless
9	3/16	A	TOR	21-14	W	3-6	Cosmo Thompson	12,153	Tavares
10	3/17	H	MIN	13-10	W	4-6	Thompson	15,003	Tavares
11	3/24	A	CGY	6-17	L	4-7	Cosmo Thompson	7,687	M. Carnegie
12	3/31	H	TOR	9-15	L	4-8	Thompson Cosmo	17,322	Billings
13	4/7	H	PHI	17-7	W	5-8	Cosmo	15,060	Steenhuis
14	4/14	A	EDM	8-11	L	5-9	Thompson Cosmo	6,897	Small
15	4/21	H	ROC	14-9	W	6-9	Cosmo	18,690	Buchanan
16	4/28	A	WAS	17-16+	W	7-9	Cosmo	3,770	Tavares

2013 RESULTS (4TH PLACE, EAST DIVISION)

NO.	DATE	H/A	OPP.	SCORE	W/L	REC	GOALIE(S)	ATT.	GWG
1	1/11	A	PHI	8-13	L	0-1	Wagar Cosmo	9,096	Crotty
2	1/12	H	MIN	13-12	W	1-1	Wagar Cosmo	15,238	Smith
3	1/19	A	ROC	14-13	W	2-1	Cosmo	7,834	Kelusky
4	1/26	H	PHI	14-13	W	3-1	Cosmo	13,808	Wiles
5	2/2	H	TOR	12-14	L	3-2	Cosmo	14,918	Doyle
6	2/9	H	ROC	7-15	L	3-3	Cosmo Wagar	14,833	Keogh
7	2/16	A	ROC	10-6	W	4-3	Cosmo	9,156	Smith
8	2/28	A	TOR	15-13	W	5-3	Cosmo	8,213	Self
9	3/1	H	PHI	10-11+	L	5-4	Cosmo	14,036	Westervelt
10	3/9	H	COL	6-12	L	5-5	Cosmo Wagar	16,428	McBride
11	3/16	A	COL	13-16	L	5-6	Cosmo Wagar	15,511	Dalgarno
12	3/23	H	EDM	7-14	L	5-7	Wagar Cosmo	16,629	Knight
13	3/29	A	TOR	11-18	L	5-8	Cosmo Wagar	11,546	Beirnes
14	4/6	A	MIN	7-21	L	5-9	Wagar Cosmo	10,167	Tao
15	4/13	A	WAS	15-10	W	6-9	Wagar	3,442	Hominuck
16	4/20	H	ROC	9-10	L	6-10	Wagar	19,070	Keogh

+ Overtime Decision



ALL-TIME REGULAR SEASON RESULTS

BANDITS HISTORY

2017 BANDITS MEDIA GUIDE



2014 RESULTS (3RD PLACE, EAST DIVISION)

NO.	DATE	H/A	OPP.	SCORE	W/L	REC	GOALIE(S)	ATT.	GWG
1	12/28	H	PHI	13-17	L	0-1	Cosmo Wagar	13,564	Ross
2	1/10	H	TOR	12-10	W	1-1	Cosmo	11,404	Tavares
3	1/12	A	PHI	12-11+	W	2-1	Cosmo	7,365	Tavares
4	1/18	A	COL	16-9	W	3-1	Cosmo	14,822	D. Smith
5	1/25	H	ROC	11-10	W	4-1	Cosmo	13,339	Resetarits
6	2/1	H	TOR	12-10	W	5-1	Cosmo	12,768	Benesch
7	2/8	A	ROC	6-9	L	5-2	Cosmo	9,280	Vitarelli
8	2/15	H	PHI	13-7	W	6-2	Cosmo	13,980	Steenhuis
9	3/8	H	MIN	12-9	W	7-2	Cosmo	15,330	D. Smith
10	3/15	H	COL	12-9	W	8-2	Cosmo	15,445	Williams
11	3/21	A	EDM	5-14	L	8-3	Cosmo Wagar	7,071	Knight
12	3/23	A	MIN	9-10+	L	8-4	Cosmo	6,081	Crawford
13	3/29	A	VAN	8-12	L	8-5	Cosmo	3,197	Bucktooth
14	4/5	H	CGY	13-16	L	8-6	Cosmo	16,606	Snider
15	4/12	A	MIN	9-10	L	8-7	Cosmo	7,088	Schuss
16	4/18	A	TOR	9-13	L	8-8	Cosmo	11,276	Johnston
17	4/19	A	ROC	4-8	L	8-9	Cosmo	8,900	B. Self
18	4/26	H	ROC	14-16	L	8-10	Cosmo Wagar	19,070	Jamieson

+ Overtime Decision

2015 RESULTS (3RD PLACE, EAST DIVISION)

NO.	DATE	H/A	OPP.	SCORE	W/L	REC	GOALIE(S)	ATT.	GWG
1	1/2	A	NBW	8-12	L	0-1	Cosmo	5,768	Buchanan
2	1/3	H	EDM	9-8	W	1-1	Cosmo	14,236	D. Smith
3	1/17	A	VAN	14-13	W	2-1	Cosmo	3,478	Resetarits
4	1/23	A	TOR	11-13	L	2-2	Cosmo	11,413	Merrill
5	1/30	H	MIN	15-12	W	3-2	Cosmo	12,756	Weiss
6	1/31	A	ROC	11-17	L	3-3	Cosmo DiRuscio	6,994	Hall
7	2/7	A	CGY	15-14+	W	4-3	Cosmo	10,312	Thompson
8	2/14	H	ROC	10-15	L	4-4	Cosmo	14,737	Walters
9	2/21	A	ROC	12-13+	L	4-5	Cosmo	6,669	Jamieson
10	2/28	H	COL	14-11	W	5-5	DiRuscio	14,669	Benesch
11	3/13	H	TOR	15-12	W	6-5	Cosmo	12,903	Steenhuis
12	3/14	A	TOR	10-11+	L	6-6	Cosmo	11,460	Hickey
13	3/21	H	MIN	12-8	W	7-6	Cosmo	14,601	Brownell
14	4/4	H	NBW	11-12	L	7-7	Cosmo	13,674	Johnson
15	4/11	A	MIN	12-9	W	8-7	Cosmo	8,986	Benesch
16	4/25	H	VAN	17-9	W	9-7	Cosmo	15,897	Benesch
17	4/26	A	NBW	20-9	W	10-7	Cosmo	3,036	Weiss
18	5/2	H	NBW	20-10	W	11-7	Cosmo DiRuscio	15,374	Benesch

+ Overtime Decision



ALL-TIME REGULAR SEASON RESULTS

BANDITS HISTORY

2017 BANDITS MEDIA GUIDE



2016 RESULTS (1ST PLACE, EAST DIVISION)

NO.	DATE	H/A	OPP.	SCORE	W/L	REC	GOALIE(S)	ATT.	GWG
1	1/9	H	CGY	10-9	W	1-0	Cosmo	14,286	D. Smith
2	1/16	A	COL	14-15+	L	1-1	Cosmo	14,125	Burke
3	1/23	H	TOR	12-6	W	2-1	Cosmo	13,359	Jones
4	1/30	A	NBW	11-15	L	2-2	Cosmo DiRuscio	3,874	Ranagan
5	2/6	H	NBW	12-10	W	3-2	Cosmo	13,556	D. Smith
6	2/14	A	GA	21-14	W	4-2	Cosmo	4,971	D. Smith
7	2/19	A	TOR	12-14	L	4-3	Cosmo	7,837	Sanderson
8	2/20	H	GA	15-19	L	4-4	Cosmo DiRuscio	14,515	M. Thompson
9	2/26	A	SSK	19-18+	W	5-4	Cosmo DiRuscio	10,433	Jones
10	3/5	A	VAN	13-8	W	6-4	Cosmo	3,382	D. Smith
11	3/11	H	ROC	13-10	W	7-4	Cosmo	18,751	D. Smith
12	3/25	H	VAN	17-10	W	8-4	Cosmo	14,301	Steenhuis
13	4/2	A	GA	18-14	W	9-4	Cosmo	3,355	Culp
14	4/9	H	ROC	14-12	W	10-4	Cosmo	17,397	Brownell
15	4/15	A	TOR	9-12	L	10-5	Cosmo	9,237	Lintner
16	4/16	H	TOR	14-8	W	11-5	Cosmo	17,270	Steenhuis
17	4/23	A	ROC	15-13	W	12-5	Cosmo	10,716	Steenhuis
18	4/30	H	NBW	12-7	W	13-5	Cosmo DiRuscio	19,070	Benesch

+ Overtime Decision



YEAR-BY-YEAR STATISTICS BANDITS HISTORY

2017 BANDITS MEDIA GUIDE



1992 REGULAR SEASON SCORING

#	PLAYER	GP	G	A	PTS	PIM	ON	OFF	LB
45	Derek Keenan	8	26	23	49	8	56	18	41
11	John Tavares	8	21	22	43	26	69	26	66
35	Darris Kilgour	8	23	16	39	49	52	13	53
32	Jim Veltman	8	8	23	31	6	28	9	111
28	Bob Hamley	8	13	15	28	14	45	10	26
26	Kevin Alexander	7	22	4	26	2	48	11	33
17	Brian Hall	8	8	17	25	16	37	7	35
6	Gerry Hiltz	7	10	9	19	17	27	5	19
40	Mike Mooradian	8	7	9	16	25	35	10	17
33	Rich Kilgour	5	3	11	14	16	21	11	33
37	Tom Emmick	6	4	3	7	11	9	7	16
46	Paul Day	8	3	4	7	16	19	2	22
16	Bill O'Hanlon	8	5	1	6	0	10	3	20
14	John Zулberti	2	3	1	4	0	9	3	15
21	Jim Bissell	6	3	1	4	4	12	3	27
12	Mark Burnam	5	1	2	3	2	4	0	11
22	Bill Meagher	8	1	2	3	2	11	4	24
15	Barry Powless	3	0	3	3	6	2	2	5
13	Bill Kerr	7	0	1	1	4	2	1	12
1	Ross Cowie	5	0	1	1	0	0	0	47
39	Bill Gerrie	6	0	1	1	5	0	0	36

#	GOALIES	GP	MIN	W	L	GA	GAA	SV	SV%
39	Bill Gerrie	6	221:39	4	0	60	16.30	159	.726
1	Ross Cowie	5	137:59	1	2	19	8.26	170	.899

1992 PLAYOFF SCORING

#	PLAYER	GP	G	A	PTS	PIM	ON	OFF	LB
11	John Tavares	3	12	12	24	8	32	38	29
45	Derek Keenan	3	6	10	16	2	26	31	18
35	Darris Kilgour	3	5	9	14	11	21	28	18
26	Kevin Alexander	3	8	4	12	0	19	26	13
28	Bob Hamley	3	6	6	12	8	16	22	13
17	Brian Hall	3	5	3	8	0	11	21	24
21	Jim Bissell	3	3	3	6	0	4	6	6
32	Jim Veltman	3	3	2	5	7	8	11	25
22	Bill Meagher	3	2	2	4	0	5	6	5
6	Gerry Hiltz	3	0	3	3	2	10	16	6
16	Bill O'Hanlon	3	1	1	2	0	3	5	5
37	Tom Emmick	3	1	1	2	2	3	4	9
12	Mark Burnam	3	0	2	2	13	0	0	4
40	Mike Mooradian	3	0	1	1	0	8	12	3
46	Paul Day	3	0	1	1	7	3	4	9
13	Bill Kerr	3	0	0	0	0	0	0	3
1	Ross Cowie	1	0	0	0	0	0	0	1
39	Bill Gerrie	3	0	0	0	0	0	0	27

#	GOALIES	GP	MIN	W	L	GA	GAA	SV	SV%
39	Bill Gerrie	3	174:07	3	0	41	14.13	104	.717
1	Ross Cowie	1	5:53	0	0	1	10.00	2	.667



YEAR-BY-YEAR STATISTICS BANDITS HISTORY

2017 BANDITS MEDIA GUIDE



1993 REGULAR SEASON SCORING

#	PLAYER	GP	G	A	PTS	PIM	SOG	S	LB
11	John Tavares	8	35	23	58	28	86	98	93
45	Derek Keenan	8	22	12	34	5	59	78	35
28	Bob Hamley	8	14	19	33	9	58	66	37
43	Darris Kilgour	8	11	17	28	31	58	77	69
32	Jim Veltman	6	7	20	27	14	20	23	102
26	Kevin Alexander	7	13	6	19	5	44	57	41
40	Troy Cordingley	7	8	10	18	27	38	46	16
36	Stu Aird	8	9	7	16	8	26	34	61
17	Brian Hall	7	4	9	13	20	17	20	35
5	Glen Lay	8	8	4	12	10	18	28	35
16	Rich Kilgour	8	3	7	10	4	14	19	24
18	Randy Mearns	8	3	3	6	4	10	13	27
1	Ross Cowie	6	0	5	5	0	0	0	28
12	Mark Burnam	6	1	3	4	6	4	5	10
21	Jim Bissell	4	1	3	4	0	6	6	11
46	Carl Jutzin	3	1	2	3	2	2	2	3
22	Bill Meagher	7	1	2	3	4	2	6	15
6	Miles General	6	1	0	1	10	8	10	8
37	Tom Emmick	8	1	0	1	18	9	11	16
33	Robert Henry	1	0	1	1	2	0	0	2
13	Bill Kerr	1	0	0	0	0	2	2	0
14	Jon Lantzy	1	0	0	0	2	1	1	0
39	Bill Gerrie	5	0	0	0	0	0	0	17

#	GOALIES	GP	MIN	W	L	GA	GAA	SV	SV%
1	Ross Cowie	6	291:35	6	0	58	11.90	194	.769
39	Bill Gerrie	5	188:37	2	0	50	15.87	108	.683

1993 PLAYOFF SCORING

#	PLAYER	GP	G	A	PTS	PIM	SOG	S	LB
45	Derek Keenan	2	5	4	9	4	18	19	14
11	John Tavares	2	4	3	7	2	12	15	6
28	Bob Hamley	2	2	5	7	4	10	12	12
32	Jim Veltman	2	0	7	7	4	4	4	29
43	Darris Kilgour	2	2	3	5	4	8	12	17
26	Kevin Alexander	2	4	0	4	2	10	14	10
40	Troy Cordingley	2	2	2	4	2	9	13	12
16	Rich Kilgour	2	3	0	3	0	5	5	8
1	Ross Cowie	2	0	3	3	0	0	0	28
5	Glen Lay	2	0	2	2	0	4	5	9
22	Bill Meagher	2	0	2	2	2	1	1	4
17	Brian Hall	1	1	0	1	0	1	2	7
36	Stu Aird	2	1	0	1	0	5	6	15
37	Tom Emmick	2	1	0	1	2	3	5	2
6	Miles General	1	0	0	0	2	0	0	0
12	Mark Burnam	2	0	0	0	0	0	0	8
18	Randy Mearns	2	0	0	0	2	6	7	8
21	Jim Bissell	1	0	0	0	0	0	0	0
46	Carl Jutzin	1	0	0	0	0	0	0	0

#	GOALIES	GP	MIN	W	L	GA	GAA	SV	SV%
1	Ross Cowie	2	120:00	2	0	22	11.00	80	.784
39	Bill Gerrie	0	0:00	0	0	0	0.00	0	.000



YEAR-BY-YEAR STATISTICS BANDITS HISTORY

2017 BANDITS MEDIA GUIDE



1994 REGULAR SEASON SCORING

#	PLAYER	GP	G	A	PTS	PIM	SOG	S	LB
11	John Tavares	8	27	20	47	14	73	96	74
32	Jim Veltman	8	13	24	37	8	40	44	130
40	Troy Cordingley	8	16	14	30	18	44	56	34
28	Bob Hamley	8	12	13	25	12	49	66	28
36	Stu Aird	8	8	13	21	4	25	39	60
43	Darris Kilgour	6	7	10	17	21	34	48	38
17	Brian Hall	8	5	7	12	18	24	26	29
16	Rich Kilgour	7	6	4	10	4	18	22	15
49	Tyson Leies	7	6	3	9	19	25	34	39
12	Brian Nikula	8	8	1	9	8	43	58	35
21	Jeff Hardill	8	2	6	8	12	8	9	27
5	Glen Lay	8	4	3	7	2	12	13	19
44	Andy Shaughnessy	8	1	5	6	17	9	13	33
39	Bill Gerrie	5	0	5	5	2	0	0	36
9	Mark Cochrane	5	3	1	4	2	7	9	19
7	Derek Laub	4	2	2	4	0	4	6	11
1	Ross Cowie	7	0	4	4	2	0	0	59
4	Brian Silcott	6	0	2	2	6	2	3	23
22	Bill Meagher	3	1	0	1	2	4	4	6

#	GOALIES	GP	MIN	W	L	GA	GAA	SV	SV%
1	Ross Cowie	7	299:17	3	1	67	13.45	155	.698
39	Bill Gerrie	5	179:37	3	1	32	10.67	119	.788

1994 PLAYOFF SCORING

#	PLAYER	GP	G	A	PTS	PIM	SOG	S	LB
11	John Tavares	2	6	8	14	9	15	21	19
43	Darris Kilgour	2	4	7	11	6	17	20	10
32	Jim Veltman	2	4	7	11	6	15	17	32
28	Bob Hamley	2	5	4	9	0	12	18	11
5	Glen Lay	2	1	4	5	0	1	1	6
49	Tyson Leies	2	4	0	4	2	7	10	10
36	Stu Aird	2	2	2	4	6	8	15	9
21	Jeff Hardill	2	0	4	4	0	2	3	10
12	Brian Nikula	2	2	1	3	2	5	8	15
40	Troy Cordingley	2	2	1	3	4	13	14	8
16	Rich Kilgour	2	1	2	3	0	3	4	5
39	Bill Gerrie	2	0	3	3	0	0	0	23
4	Brian Silcott	2	0	2	2	2	0	0	8
7	Derek Laub	2	0	1	1	0	2	2	6
44	Andy Shaughnessy	2	0	1	1	0	2	2	14
17	Brian Hall	2	0	0	0	22	3	4	7
1	Ross Cowie	1	0	0	0	0	0	0	2

#	GOALIES	GP	MIN	W	L	GA	GAA	SV	SV%
39	Bill Gerrie	2	109:26	1	0	28	15.47	71	.717
1	Ross Cowie	1	10:34	0	1	8	44.44	9	.529



YEAR-BY-YEAR STATISTICS

BANDITS HISTORY

2017 BANDITS MEDIA GUIDE



1995 REGULAR SEASON SCORING

#	PLAYER	GP	G	A	PTS	PIM	SOG	S	LB
11	John Tavares	8	24	21	45	21	74	89	66
32	Jim Veltman	8	16	24	40	8	47	54	91
40	Troy Cordingley	8	17	8	25	28	57	64	34
36	Stu Aird	8	7	15	22	6	36	44	29
43	Darris Kilgour	6	8	12	20	25	30	37	17
28	Bob Hamley	7	5	14	19	10	28	36	12
16	Rich Kilgour	8	7	8	15	11	25	34	22
17	Brian Hall	8	5	6	11	12	18	27	26
7	Derek Laub	8	6	3	9	6	28	33	35
44	Dean Cecconi	8	6	3	9	2	21	26	25
15	Jamie Batley	8	4	5	9	16	21	32	29
9	Mark Cochrane	6	1	3	4	8	14	16	21
39	Bill Gerrie	7	0	4	4	0	1	1	27
33	Robert Henry	4	1	1	2	2	7	10	16
13	John Rosa	7	0	2	2	10	2	5	12
34	Rodd Squire	8	0	2	2	0	5	10	14
10	Grant Johnston	4	1	0	1	7	6	10	5
49	Chris Redwood	5	1	0	1	0	3	5	4
1	Ross Cowie	6	0	1	1	14	0	0	25
37	Travis Kilgour	1	0	0	0	0	2	2	2

#	GOALIES	GP	MIN	W	L	GA	GAA	SV	SV%
39	Bill Gerrie	7	251:16	2	3	56	13.40	138	.711
1	Ross Cowie	6	229:54	1	2	52	13.65	146	.737

1995 PLAYOFF SCORING

#	PLAYER	GP	G	A	PTS	PIM	SOG	S	LB
40	Troy Cordingley	1	3	3	6	0	6	7	4
32	Jim Veltman	1	2	4	6	2	7	8	12
43	Darris Kilgour	1	1	4	5	22	4	9	5
17	Brian Hall	1	2	2	4	0	4	6	2
7	Derek Laub	1	2	1	3	0	4	4	5
11	John Tavares	1	2	1	3	0	9	11	6
15	Jamie Batley	1	1	2	3	0	5	6	5
36	Stu Aird	1	1	2	3	2	5	8	4
44	Dean Cecconi	1	2	0	2	0	6	7	1
16	Rich Kilgour	1	0	2	2	6	1	3	1
28	Bob Hamley	1	0	2	2	2	0	1	2
9	Mark Cochrane	1	0	1	1	0	2	3	0
13	John Rosa	1	0	1	1	2	1	1	1
39	Bill Gerrie	1	0	1	1	0	0	0	2
34	Rodd Squire	1	0	0	0	0	1	1	5
49	Chris Redwood	1	0	0	0	0	3	3	5
1	Ross Cowie	1	0	0	0	2	0	0	6

#	GOALIES	GP	MIN	W	L	GA	GAA	SV	SV%
1	Ross Cowie	1	42:10	0	1	13	18.05	26	.667
39	Bill Gerrie	1	17:39	0	0	6	21.42	10	.625



YEAR-BY-YEAR STATISTICS BANDITS HISTORY

2017 BANDITS MEDIA GUIDE



1996 REGULAR SEASON SCORING

#	PLAYER	GP	G	A	PTS	PIM	SOG	S	LB
11	John Tavares	10	41	40	81	4	98	125	102
40	Troy Cordingley	10	20	32	52	6	71	84	51
21	Ted Dowling	10	23	16	39	18	76	97	43
32	Jim Veltman	10	11	22	33	6	33	41	125
16	Rich Kilgour	9	6	20	26	10	25	41	43
17	Brian Hall	10	9	13	22	21	17	23	46
22	Travis Kilgour	10	12	9	21	16	25	35	31
4	Tom Phair	10	7	10	17	53	22	32	48
10	Mike Hasen	10	6	11	17	16	9	12	42
18	Neil Doddrige	10	11	5	16	19	36	49	30
31	Pat O'Toole	10	0	14	14	0	0	0	138
43	Darris Kilgour	6	8	5	13	34	21	35	26
44	Dean Cecconi	10	7	5	12	31	31	38	43
24	Jason Luke	8	5	5	10	8	26	35	34
5	Steve Fannell	10	2	8	10	15	8	9	29
33	Robert Henry	6	3	5	8	6	8	10	8
20	Gary Edmands	1	1	5	6	9	2	4	5
9	Mark Cochrane	10	0	5	5	11	8	11	30
1	Ross Cowie	2	0	2	2	0	0	0	10

#	GOALIES	GP	MIN	W	L	GA	GAA	SV	SV%
31	Pat O'Toole	10	565:34	7	2	113	12.00	375	.768
1	Ross Cowie	2	33:48	1	0	14	25.45	23	.621

1996 PLAYOFF SCORING

#	PLAYER	GP	G	A	PTS	PIM	SOG	S	LB
11	John Tavares	2	4	7	11	2	16	19	20
43	Darris Kilgour	2	4	3	7	14	14	16	5
40	Troy Cordingley	2	4	7	11	0	10	15	20
22	Travis Kilgour	2	6	1	7	2	10	11	9
21	Ted Dowling	2	3	4	7	9	18	23	15
18	Neil Doddrige	2	0	4	4	0	5	10	9
44	Dean Cecconi	2	2	2	4	0	5	11	10
31	Pat O'Toole	2	0	2	2	0	0	0	38
32	Jim Veltman	2	0	5	5	0	5	7	35
9	Mark Cochrane	2	1	1	2	0	2	2	4
10	Mike Hasen	2	1	2	3	6	2	2	6
16	Rich Kilgour	2	2	4	6	0	7	8	7
17	Brian Hall	2	1	0	1	0	8	9	15
24	Jason Luke		2	4	1	5	2	10	10
4	Tom Phair	2	0	2	3	6	5	8	11
5	Steve Fannell	2	1	2	3	0	3	4	3

#	GOALIES	GP	MIN	W	L	GA	GAA	SV	SV%
31	Pat O'Toole	2	120:00	2	0	20	10.00	75	.789
1	Ross Cowie	0	0:00	0	0	0	0.00	0	.000



YEAR-BY-YEAR STATISTICS BANDITS HISTORY

2017 BANDITS MEDIA GUIDE



1997 REGULAR SEASON SCORING

#	PLAYER	GP	G	A	PTS	PIM	SOG	S	LB
11	John Tavares	10	37	29	66	18	119	149	104
43	Darris Kilgour	8	21	21	42	34	48	60	56
21	Ted Dowling	10	22	17	39	26	68	85	56
16	Rich Kilgour	9	9	26	35	22	28	42	43
40	Troy Cordingley	7	13	20	33	18	43	56	28
24	Jason Luke	10	12	15	27	30	33	41	62
4	Tom Phair	10	9	8	17	58	20	22	47
10	Mike Hasen	10	2	14	16	29	11	16	44
9	Neil Doddridge	10	5	10	15	29	29	43	30
17	Brian Hall	10	3	12	15	16	13	19	43
77	Bill Callan	9	7	7	14	23	30	41	22
22	Travis Kilgour	10	4	9	13	13	35	45	35
44	Dean Cecconi	10	9	3	12	16	19	28	34
1	Ross Cowie	10	0	11	11	0	0	0	71
5	Steve Fannell	10	0	8	8	21	1	3	49
3	Ryan Sanderson	10	3	3	6	0	9	9	26
31	Pat O'Toole	8	0	5	5	2	0	0	33
15	Peter Parke	3	2	2	4	2	7	10	10
18	Donald Henry	1	0	0	0	0	0	0	0
33	Robert Henry	1	0	0	0	5	0	0	1
19	Kevin Cox	2	0	0	0	0	1	1	1

#	GOALIES	GP	MIN	W	L	GA	GAA	SV	SV%
1	Ross Cowie	10	410:11	5	4	100	14.64	246	.710
31	Pat O'Toole	8	189:56	1	0	53	16.82	112	.678

1997 PLAYOFF SCORING

#	PLAYER	GP	G	A	PTS	PIM	SOG	S	LB
11	John Tavares	2	7	9	16	0	23	29	30
21	Ted Dowling	2	4	3	7	2	14	18	14
43	Darris Kilgour	2	3	4	7	2	16	20	20
24	Jason Luke	2	3	2	5	6	9	10	17
77	Bill Callan	2	3	1	4	5	5	5	3
16	Rich Kilgour	2	2	7	10	2	12	17	17
44	Dean Cecconi	2	2	2	4	4	6	11	11
1	Ross Cowie	2	0	3	3	0	0	0	16
5	Steve Fannell	2	0	4	4	12	2	3	12
10	Mike Hasen	2	1	4	5	2	4	5	15
15	Peter Parke	2	4	0	4	0	14	16	10
22	Travis Kilgour	2	0	3	3	0	1	4	4
17	Brian Hall	2	1	0	1	2	7	7	14
3	Ryan Sanderson	2	0	1	1	2	0	1	1
4	Tom Phair	2	1	1	2	6	3	3	16
9	Neil Doddridge	2	0	1	1	2	1	5	10

#	GOALIES	GP	MIN	W	L	GA	GAA	SV	SV%
1	Ross Cowie	2	117:30	1	1	25	12.82	83	.768
31	Pat O'Toole	0	0:00	0	0	0	0.00	0	.000



YEAR-BY-YEAR STATISTICS BANDITS HISTORY

2017 BANDITS MEDIA GUIDE



1998 REGULAR SEASON SCORING

#	PLAYER	GP	G	A	PTS	PIM	SOG	S	LB
43	Darris Kilgour	12	37	30	67	39	101	145	69
11	John Tavares	9	31	25	56	8	110	146	80
40	Troy Cordingley	11	11	31	42	2	62	78	57
22	Travis Kilgour	12	18	23	41	8	64	76	38
16	Rich Kilgour	12	13	26	39	14	66	96	78
24	Jason Luke	11	12	18	30	19	46	58	77
44	Dean Ceconi	12	10	12	22	24	19	28	34
13	John Rosa	11	6	9	15	15	12	15	68
92	Dallas Squire	8	7	6	13	2	31	43	35
10	Mike Hasen	12	2	8	10	17	11	17	33
31	Pat O'Toole	8	0	9	9	0	0	0	81
4	Tom Phair	9	3	5	8	40	23	25	23
25	Nick Trudeau	8	5	1	6	13	20	22	1
5	Steve Fannell	12	3	4	7	26	6	8	49
88	Jason Henhawk	3	4	1	5	0	11	15	6
20	Shaydon Santos	12	3	2	5	16	8	10	31
12	Casey Zaph	3	1	1	2	2	6	7	6
55	Clay Squire	6	0	2	2	13	4	5	19
1	Ross Cowie	9	0	2	2	4	0	0	18
94	Ryan Sanderson	10	0	2	2	6	0	0	18
91	Chris Clark	2	0	1	1	0	1	1	3
89	Derek Graham	1	0	0	0	2	2	2	2
9	Bob Henry	3	0	0	0	7	1	1	8
33	Chris Levis	3	0	0	0	0	0	0	5

#	GOALIES	GP	MIN	W	L	GA	GAA	SV	SV%
31	Pat O'Toole	8	369:00	4	3	78	12.68	211	.730
1	Ross Cowie	9	322:00	1	3	83	15.45	199	.705
33	Chris Levis	3	31:00	1	0	10	19.23	15	.600

1998 PLAYOFF SCORING

#	PLAYER	GP	G	A	PTS	PIM	SOG	S	LB
40	Troy Cordingley	1	3	4	7	0	7	8	2
11	John Tavares	1	2	5	7	0	9	11	9
43	Darris Kilgour	1	4	2	6	6	8	8	2
22	Travis Kilgour	1	2	2	4	0	5	6	5
16	Rich Kilgour	1	1	2	3	0	5	6	3
13	John Rosa	1	0	2	2	0	0	0	9
24	Jason Luke	1	0	1	1	4	1	3	9
31	Pat O'Toole	1	0	1	1	0	0	0	11
94	Ryan Sanderson	1	0	1	1	2	1	1	2
44	Dean Ceconi	1	0	0	0	0	7	8	5
92	Dallas Squire	1	0	0	0	2	1	1	1
10	Mike Hasen	1	0	0	0	2	0	0	1
26	Nick Trudeau	1	0	0	0	0	2	2	0
5	Steve Fannell	1	0	0	0	0	0	0	2
21	Shaydon Santos	1	0	0	0	2	0	0	1
1	Ross Cowie	1	0	0	0	4	0	0	1
9	Bob Henry	1	0	0	0	2	0	0	3

#	GOALIES	GP	MIN	W	L	GA	GAA	SV	SV%
31	Pat O'Toole	1	57:00	0	1	15	15.78	40	.727
1	Ross Cowie	1	3:00	0	0	2	40.00	2	.500



YEAR-BY-YEAR STATISTICS BANDITS HISTORY

2017 BANDITS MEDIA GUIDE



1999 REGULAR SEASON SCORING

#	PLAYER	GP	G	A	PTS	PIM	SOG	S	LB
11	John Tavares	12	33	34	67	35	129	157	112
40	Troy Cordingley	10	11	22	33	4	47	12	56
12	Jamie Batley	12	12	19	31	17	46	66	58
16	Rich Kilgour	12	7	23	30	28	52	74	56
22	Travis Kilgour	11	16	13	29	18	54	78	47
43	Darris Kilgour	8	13	16	29	24	55	76	40
53	Chris Panos	8	16	9	25	9	38	50	36
21	Neil Doddridge	11	11	13	24	41	27	43	73
13	John Rosa	12	4	18	22	16	10	15	99
8	Craig Stevenson	6	9	7	16	0	28	9	38
20	Shaydon Santos	11	5	7	12	10	14	5	42
44	Steve Kisslinger	3	4	5	9	2	9	17	18
55	Chris Driscoll	2	3	6	9	0	12	16	17
48	Marty O'Neill	8	0	8	8	6	0	0	82
44	Dean Ceconi	5	4	2	6	6	11	15	18
18	Cam Bomberry	4	2	4	6	0	10	14	11
24	Matt Steinwald	5	2	4	6	2	15	16	22
19	Andy Ogilvie	4	1	5	6	19	8	13	19
4	Brian Silcott	9	0	6	6	2	4	5	39
5	Steve Fannell	12	0	6	6	13	3	3	53
6	Mike Benedict	3	2	3	5	0	18	24	11
1	Matt Disher	6	0	3	3	0	0	0	91
23	Bob Fisher	1	1	1	2	0	5	5	3
33	Brent Rothfuss	2	1	1	2	0	2	2	4
10	Mike Hasen	4	0	2	2	2	1	3	10
28	Jim Vilneff	4	0	2	2	0	1	3	11
98	Mike Mooradian	2	1	0	1	2	3	6	1
2	Ryan McDermott	1	0	1	1	0	3	3	6
34	Chris Clark	1	0	0	0	2	1	1	2
14	Tim Bomberry	2	0	0	0	2	1	1	1
9	Bob Henry	4	0	0	0	8	1	1	1
#	GOALIES	GP	MIN	W	L	GA	GAA	SV	SV%
48	Marty O'Neill	8	385:00	3	3	90	14.01	256	.739
1	Matt Disher	6	331:00	1	5	85	16.44	257	.751



YEAR-BY-YEAR STATISTICS BANDITS HISTORY

2017 BANDITS MEDIA GUIDE



2000 REGULAR SEASON SCORING

#	PLAYER	GP	G	A	PTS	PIM	SOG	S	LB
11	John Tavares	12	34	49	83	10	105	156	123
18	Derek Malawsky	12	12	28	33	61	25	95	125
44	Mike Accursi	12	30	18	48	14	89	120	79
51	Shawn Williams	10	21	19	40	4	75	98	68
7	Chris Prat	12	20	15	35	14	55	78	64
93	Chris Driscoll	9	12	23	35	6	54	73	46
17	D'Arcy Sweet	12	15	15	30	21	51	69	95
42	Pat Maddalena	11	12	11	23	8	46	66	52
10	Andy Ogilive	10	1	14	15	59	7	11	79
16	Rich Kilgour	12	4	9	13	6	15	23	51
4	Mario Lopez	5	6	5	11	6	12	16	26
1	Matt Disher	11	0	11	11	0	0	0	115
22	Travis Kilgour	7	4	6	10	0	11	17	36
24	Chris Seller	10	2	8	10	2	13	26	66
27	Kyle Couling	12	4	3	7	32	8	12	57
20	Shaydon Santos	11	3	4	7	32	13	14	51
66	Scott Hochstadt	4	3	3	6	0	6	11	15
88	Rich Catton	7	2	3	5	4	4	4	17
8	Craig Stevenson	8	1	2	3	4	20	30	24
48	Marty O'Neill	5	0	3	3	0	0	0	34
33	Kevin Brunsch	3	0	1	1	0	1	2	13
14	Shane Wannamaker	1	0	0	0	0	0	0	0

#	GOALIES	GP	MIN	W	L	GA	GAA	SV	SV%
1	Matt Disher	11	522:33	6	3	151	17.35	381	.716
48	Marty O'Neill	5	161:00	2	1	43	16.04	92	.681

2000 PLAYOFF SCORING

#	PLAYER	GP	G	A	PTS	PIM	SOG	S	LB
7	Chris Prat	1	3	1	4	0	8	12	5
44	Mike Accursi	1	2	2	4	0	11	18	12
18	Derek Malawsky	1	1	3	4	6	8	15	12
8	Craig Stevenson	1	3	0	3	0	3	7	5
11	John Tavares	1	2	1	3	0	10	11	18
17	D'Arcy Sweet	1	0	3	3	0	1	2	14
16	Rich Kilgour	1	1	1	2	2	2	4	4
10	Andy Ogilive	1	0	1	1	4	0	0	9
4	Mario Lopez	1	0	0	0	2	2	3	4
22	Travis Kilgour	1	0	0	0	2	1	1	2
24	Chris Seller	1	0	0	0	0	0	1	6
27	Kyle Couling	1	0	0	0	2	2	2	3
20	Shaydon Santos	1	0	0	0	2	0	0	3
88	Rich Catton	1	0	0	0	2	0	0	4
51	Shawn Williams	1	0	0	0	0	0	0	6

#	GOALIES	GP	MIN	W	L	GA	GAA	SV	SV%
48	Marty O'Neill	1	45:30	0	1	8	10.67	24	.750
1	Matt Disher	1	14:30	0	0	5	21.74	7	.583



YEAR-BY-YEAR STATISTICS BANDITS HISTORY

2017 BANDITS MEDIA GUIDE



2001 REGULAR SEASON SCORING

#	PLAYER	GP	G	A	PTS	PIM	SOG	S	LB
11	John Tavares	14	51	64	115	14	144	186	159
51	Shawn Williams	14	14	46	31	77	0	134	172
18	Derek Malawsky	12	23	47	70	12	93	118	81
44	Mike Accursi	14	29	25	54	18	94	122	94
93	Chris Driscoll	12	18	22	40	8	68	152	46
42	Pat Maddalena	14	24	13	37	4	69	160	94
17	D'Arcy Sweet	14	14	22	36	10	48	127	97
2	Ryan Powell	13	17	18	35	14	59	86	56
16	Rich Kilgour	14	12	10	22	28	42	55	95
10	Andy Ogilvie	13	1	11	12	51	3	14	88
24	Chris Seller	12	3	7	10	8	23	40	64
6	Rob Kirkby	12	2	8	10	24	13	22	62
90	Phil Wetherup	12	0	9	9	2	0	2	109
48	Derek Collins	5	0	7	7	0	0	0	48
88	Rich Catton	14	2	5	7	30	10	12	44
27	Kyle Couling	14	2	3	5	26	4	6	42
21	Ted Dowling	4	1	4	5	41	8	18	17
77	Brandon Piccarreto	7	0	4	4	4	1	1	31
19	Andy Dudun	2	1	1	2	2	4	4	1
55	Jamie Hackel	4	1	1	2	4	1	2	7
39	Bill Warder	5	1	1	2	10	6	8	14
40	Scott Komer	6	0	2	2	0	0	0	28
8	Sean Holmes	1	0	0	0	0	0	0	1
56	Scott Self	1	0	0	0	2	2	2	1

#	GOALIES	GP	MIN	W	L	GA	GAA	SV	SV%
90	Phil Wetherup	12	479:56	6	4	126	15.78	318	.716
48	Derek Collins	5	195:51	1	2	48	14.77	122	.717
40	Scott Komer	6	157:29	1	0	44	16.79	85	.659



YEAR-BY-YEAR STATISTICS BANDITS HISTORY

2017 BANDITS MEDIA GUIDE



2002 REGULAR SEASON SCORING

#	PLAYER	GP	G	A	PTS	PIM	SOG	S	LB
11	John Tavares	16	42	46	88	12	163	210	145
44	Mike Accursi	16	26	20	46	20	102	135	96
23	Pat McCready	16	16	24	40	13	55	68	173
36	Randy Mearns	15	14	24	38	4	50	62	66
42	Pat Maddalena	15	22	14	36	2	81	105	52
16	Rich Kilgour	15	6	22	28	29	38	59	53
22	Ryan Powell	11	13	13	26	5	55	70	52
3	Roy Colsey	6	11	8	19	4	67	89	
27	Kyle Couling	16	4	15	19	34	12	19	94
32	Chris Langdale	16	3	14	17	32	11	18	60
25	Jonas Derks	5	11	4	15	4	24	32	23
10	Andy Ogilvie	7	3	12	15	16	12	17	69
24	Chris Seller	15	5	8	13	4	30	44	60
30	Steve Dietrich	15	0	12	12	0	0	0	156
13	Marc Landriault	1	2	4	6	0	5	7	4
26	Craig Gelsvik	12	1	4	5	32	4	4	66
15	Kevin Howard	5	1	3	4	2	17	22	10
18	Randy Fraser	4	1	1	2	4	6	8	16
55	Jamie Hackel	10	1	0	1	23	4	4	20
33	Ken Montour	6	0	1	1	0	0	0	24
9	Bob Henry	8	0	0	0	15	0	0	14
33	Chris Levis	10	0	0	0	0	0	0	29
#	GOALIES	GP	MIN	W	L	GA	GAA	SV	SV%
30	Steve Dietrich	15	845:12	7	7	174	12.34	586	.771
33	Ken Montour	6	62:00	1	0	22	21.36	46	.676
33	Chris Levis	10	58:00	0	0	16	16.36	28	.636



YEAR-BY-YEAR STATISTICS

BANDITS HISTORY

2017 BANDITS MEDIA GUIDE



2003 REGULAR SEASON SCORING

#	PLAYER	GP	G	A	PTS	PIM	SOG	S	LB
11	John Tavares	16	49	58	107	25	157	202	155
13	Jonas Derks	16	33	28	61	38	110	146	91
54	Jason Crosbie	16	25	35	60	14	87	118	103
44	Mike Accursi	15	35	20	55	18	134	176	85
84	Kerry Susheski	15	16	22	38	46	55	89	84
16	Rich Kilgour	16	8	26	34	10	45	69	64
9	Mark Steenhuis	15	16	17	33	35	59	78	128
23	Pat McCready	5	14	15	29	29	48	55	118
49	Aime Caines	15	14	14	28	10	59	87	54
12	Lindsay Plunkett	6	6	9	15	4	25	37	23
34	Duane Jacobs	7	5	7	12	6	21	32	16
30	Steve Dietrich	15	0	10	10	0	0	0	165
24	Chris Seller	14	2	6	8	16	15	23	90
26	Craig Gelsvik	15	0	6	6	41	2	2	64
32	Chris Langdale	14	1	5	6	22	7	7	57
10	Andy Ogilvie	10	1	5	6	56	8	9	55
27	Kyle Couling	15	1	3	4	25	7	12	82
3	Billy Dee Smith	7	2	1	3	46	5	8	24
47	Peter Tavares	2	1	2	3	0	9	12	6
19	Kelly Sullivan	3	2	0	2	4	6	9	9
18	Randy Fraser	3	0	1	1	2	0	1	10
2	Ray Guze	1	0	1	1	0	0	0	5
55	Jamie Hackel	7	0	1	1	35	3	4	22
31	Corey Quinn	7	0	1	1	5	0	0	31

#	GOALIES	GP	MIN	W	L	GA	GAA	SV	SV%
30	Steve Dietrich	15	838:16	11	3	162	11.60	480	.747
31	Corey Quinn	7	121:35	1	1	25	12.18	77	.754

2003 PLAYOFF SCORING

#	PLAYER	GP	G	A	PTS	PIM	SOG	S	LB
11	John Tavares	2	5	8	13	0	19	27	16
54	Jason Crosbie	2	3	9	12	7	10	11	6
44	Mike Accursi	2	7	2	9	2	20	28	13
13	Jonas Derks	2	4	3	7	0	16	18	12
34	Duane Jacobs	2	3	2	5	0	6	10	5
49	Aime Caines	2	3	1	4	0	8	14	8
23	Pat McCready	2	1	3	4	2	7	10	13
84	Kerry Susheski	2	1	3	4	2	6	9	5
16	Rich Kilgour	2	1	2	3	4	2	5	6
26	Craig Gelsvik	2	0	3	3	2	1	1	7
9	Mark Steenhuis	2	1	1	2	2	6	7	24
27	Kyle Couling	2	0	2	2	0	2	2	12
24	Chris Seller	2	0	2	2	0	3	3	9
31	Corey Quinn	2	0	2	2	0	0	0	37
10	Andy Ogilvie	2	0	1	1	4	0	0	12
32	Chris Langdale	2	0	0	0	4	0	0	8
30	Steve Dietrich	1	0	0	0	0	0	0	0
18	Randy Fraser	2	0	0	0	4	0	0	4

#	GOALIES	GP	MIN	W	L	GA	GAA	SV	SV%
31	Corey Quinn	2	118:14	1	0	24	12.18	83	.775
30	Steve Dietrich	0	0:00	0	0	0	0.00	0	.000



YEAR-BY-YEAR STATISTICS BANDITS HISTORY

2017 BANDITS MEDIA GUIDE



2004 REGULAR SEASON SCORING

#	PLAYER	GP	G	A	PTS	PIM	SOG	S	LB
11	John Tavares	16	49	44	93	25	159	212	118
44	Mike Accursi	16	26	28	54	18	122	167	87
13	Jonas Derks	15	24	30	54	6	96	133	88
9	Mark Steenhuis	16	27	17	44	20	75	98	129
19	Jason Clark	16	14	25	39	4	75	96	65
54	Jason Crosbie	16	19	19	38	14	74	99	81
23	Pat McCready	16	6	20	26	36	21	32	166
8	AJ Shannon	16	9	15	24	9	38	63	71
6	Neal Powless	11	9	10	19	4	35	47	28
49	Aime Caines	7	6	7	13	11	20	25	25
30	Steve Dietrich	12	0	12	12	0	0	0	47
84	Kerry Susheski	3	4	3	7	13	15	17	14
16	Rich Kilgour	13	1	6	7	22	6	9	51
20	Andy Ogilvie	3	2	3	5	34	3	5	24
3	Billy Dee Smith	15	2	2	4	56	8	12	40
63	Thomas Montour	4	3	1	3	4	0	8	5
27	Kyle Couling	12	0	4	4	17	0	1	45
85	Derek General	11	0	4	4	5	0	0	24
97	Bryan Kazarian	4	2	1	3	2	9	12	13
25	Drew Candy	11	2	1	3	54	6	6	15
33	Roy Colsey	2	1	1	2	2	9	18	10
90	Mike Hominuck	2	1	1	2	0	7	8	11
32	Chris Langdale	12	0	2	2	42	2	2	36
17	Kyle Laverty	13	0	2	2	63	1	1	33
18	Randy Fraser	6	0	1	1	15	2	2	12
22	Ryan Powell	1	0	1	1	2	0	1	5
10	Darren Mutch	6	0	0	0	14	3	3	20
31	Corey Quinn	3	0	0	0	0	0	0	0
26	Greg Floris	1	0	0	0	0	0	0	4

#	GOALIES	GP	MIN	W	L	GA	GAA	SV	SV%
85	Derek General	11	488:03	3	4	106	13.04	316	.748
30	Steve Dietrich	12	483:29	5	4	91	11.30	313	.775

2004 PLAYOFF SCORING

#	PLAYER	GP	G	A	PTS	PIM	SOG	S	LB
11	John Tavares	3	7	13	20	4	24	33	21
13	Jonas Derks	3	9	6	15	2	18	23	9
44	Mike Accursi	3	6	7	13	2	30	37	16
9	Mark Steenhuis	3	3	7	4	11	2	27	32
54	Jason Crosbie	3	2	8	10	4	11	16	8
8	AJ Shannon	3	4	5	9	2	8	12	11
19	Jason Clark	3	3	2	5	0	7	8	6
97	Bryan Kazarian	3	1	4	5	2	6	7	10
23	Pat McCready	3	2	2	4	0	9	10	24
16	Rich Kilgour	3	1	3	4	8	1	1	11
6	Neal Powless	3	1	2	3	0	3	6	4
30	Steve Dietrich	3	0	3	3	0	0	0	7
17	Kyle Laverty	3	0	2	2	0	1	1	15
20	Andy Ogilvie	3	0	1	1	6	3	5	23
3	Billy Dee Smith	3	0	1	1	4	0	0	11
32	Chris Langdale	3	0	0	0	6	0	1	6
27	Kyle Couling	3	0	0	0	11	1	1	10
85	Derek General	3	0	0	0	0	0	0	0

#	GOALIES	GP	MIN	W	L	GA	GAA	SV	SV%
30	Steve Dietrich	3	174:16	2	1	32	11.03	129	.801
85	Derek General	1	5:44	0	0	1	12.50	3	.750



YEAR-BY-YEAR STATISTICS BANDITS HISTORY

2017 BANDITS MEDIA GUIDE



2005 REGULAR SEASON SCORING

#	PLAYERS	GP	G	A	PTS	PIM	PPG	SHG	GWG	LB	SHOTS	SPCT	SOG	FO
11	John Tavares	16	43	59	102	9	13	1	2	126	245	.176	184	0-0
15	Dan Teat	16	26	39	65	24	7	1	1	84	136	.191	105	1-5
9	Mark Steenhuis	16	34	28	62	23	1	3	1	141	145	.234	114	7-10
54	Jason Crosbie	14	20	30	50	10	5	0	1	69	69	.290	56	60-159
99	Delby Powless	13	20	24	44	4	2	0	2	57	104	.192	73	25-58
8	A.J. Shannon	16	25	15	40	8	6	0	3	78	132	.189	100	0-0
49	Amie Caines	13	13	15	28	10	3	0	0	33	67	.194	55	0-0
23	Pat McCready	7	16	23	44	0	0	0	0	77	30	.233	21	0-1
97	Bryan Kazarian	13	1	17	18	20	0	0	0	53	34	.029	26	0-0
90	Mike Hominuck	8	5	7	12	2	0	0	0	36	47	.106	33	0-0
7	Jon Harasym	7	4	7	11	4	1	0	0	43	32	.125	23	0-0
27	Kyle Couling	14	1	8	9	15	0	0	0	54	4	.250	3	0-1
63	Thomas Montour	4	4	4	8	2	0	0	0	24	23	.174	181	5-32
13	Jonas Derks	3	3	5	8	2	0	0	0	12	23	.130	18	7-13
17	Kyle Laverty	16	2	5	7	51	0	0	0	51	6	.333	6	0-0
16	Rich Kilgour	11	2	4	6	18	0	1	0	52	6	.333	3	41-132
5	Clay Hill	16	1	5	6	12	1	0	0	62	15	.067	15	3-11
85	Derek General	8	0	5	5	0	0	0	0	0	0	.000	0	0-0
3	Billy Dee Smith	16	3	1	4	60	0	1	1	37	11	.273	9	0-0
26	Greg Floris	6	1	2	3	6	0	0	0	18	1	1.000	1	0-0
30	Steve Dietrich	15	0	3	3	0	0	0	0	7	0	.000	0	0-0
25	Drew Candy	5	0	3	3	11	0	0	0	10	2	.000	1	0-1
14	Kyle Jamieson	4	1	1	2	0	0	0	0	19	1	1.000	1	4-13
19	Tyler Francey	9	1	0	1	30	0	0	0	38	2	.500	2	6-10
6	Chris White	7	0	1	1	17	0	0	0	22	0	.000	0	0-0

#	GOALIE	GP	MINS	W	L	GA	GAA	SV	SV%
30	Steve Dietrich	15	749:43	9	4	137	10.96	511	.789
85	Derek General	8	209:19	2	1	46	13.19	117	.718

2005 PLAYOFF SCORING

#	PLAYERS	GP	G	A	PTS	PIM	PPG	SHG	GWG	LB	SHOTS	SPCT	SOG	FO
9	Steenhuis, Mark	1	5	1	6	0	0	1	0	7	12	.417	9	0-0
8	Shannon, A.J.	1	3	2	5	0	1	0	0	10	7	.429	6	0-0
11	Tavares, John	1	2	3	5	0	1	0	0	9	18	.111	11	0-0
99	Powless, Delby	1	1	4	5	0	0	0	0	2	10	.100	6	0-0
23	McCready, Pat	1	1	2	3	2	1	0	0	9	2	.500	1	0-0
54	Crosbie, Jason	1	0	3	3	0	0	0	0	10	4	.000	1	9-27
15	Teat, Dan	1	1	1	2	0	1	0	0	3	5	.200	3	0-0
49	Caines, Aime	1	1	0	1	0	0	0	0	1	6	.167	4	0-0
63	Montour, Thomas	1	0	1	1	0	0	0	0	3	3	.00	1	0-0
3	Smith, Billy Dee	1	0	0	0	4	0	0	0	1	0	.000	0	0-0
5	Hill, Clay	1	0	0	0	0	0	0	0	5	0	.000	0	0-0
6	White, Chris	1	0	0	0	2	0	0	0	2	0	.000	0	0-0
16	Kilgour, Rich	1	0	0	0	0	0	0	0	2	1	.000	1	2-10
17	Laverty, Kyle	1	0	0	0	2	0	0	0	3	1	.000	1	0-0
27	Couling, Kyle	1	0	0	0	2	0	0	0	3	1	.000	0	0-0
30	Dietrich, Steve	1	0	0	0	0	0	0	0	0	0	.000	0	0-0
85	General, Derek	1	0	0	0	2	0	0	0	0	0	.000	0	0-0
97	Kazarian, Bryan	1	0	0	0	2	0	0	0	3	1	.000	1	0-0
7	Harasym, Jon	0	0	0	0	0	0	0	0	0	0	.000	0	0-0
19	Francey, Tyler	0	0	0	0	0	0	0	0	0	0	.000	0	0-0
25	Candy, Drew	0	0	0	0	0	0	0	0	0	0	.000	0	0-0
26	Floris, Greg	0	0	0	0	0	0	0	0	0	0	.000	0	0-0
90	Hominuck, Mike	0	0	0	0	0	0	0	0	0	0	.000	0	0-0
	xJamieson, Kyle	0	0	0	0	0	0	0	0	0	0	.000	0	0-0

#	GOALIE	GP	MINS	W	L	GA	GAA	SV	SV%
30	Steve Dietrich	1	45:13	0	1	15	19.90	21	.583
85	Derek General	1	13:10	0	0	4	18.23	7	.636



YEAR-BY-YEAR STATISTICS BANDITS HISTORY

2017 BANDITS MEDIA GUIDE



2006 REGULAR SEASON SCORING

#	PLAYERS	GP	G	A	PTS	PIM	PPG	SHG	GWG	LB	SHOTS	SPCT	SOG	FO
11	John Tavares	16	32	53	85	12	7	1	1	95	177	.181	133	0-0
9	Mark Steenhuis	15	34	23	57	22	8	4	4	144	181	.188	147	0-1
15	Dan Teat	15	27	29	56	10	11	0	2	50	102	.265	87	0-0
72	Cory Bomberry	15	21	27	48	22	11	0	2	89	91	.231	69	142-310
99	Delby Powless	15	12	33	45	10	1	2	0	64	91	.132	64	8-25
23	Pat McCreedy	15	11	15	26	36	0	2	0	154	49	.224	37	0-0
93	Kim Squire	12	13	10	23	12	3	0	1	43	92	.141	71	0-0
8	A.J. Shannon	9	7	16	23	2	2	1	0	44	47	.149	30	0-0
12	Lindsay Plunkett	7	9	9	18	4	2	0	1	21	52	.173	39	0-0
81	Roger Vyse	6	7	8	15	0	1	0	1	26	30	.233	24	0-0
54	Jason Crosbie	7	6	8	14	6	2	0	0	26	27	.222	18	13-51
7	Jon Harasym	9	3	7	10	6	2	0	0	29	26	.115	16	0-0
16	Rich Kilgour	15	2	7	9	8	0	1	0	62	7	.286	6	10-39
6	Chris White	16	0	8	8	51	0	0	0	58	5	.000	2	0-0
30	Steve Dietrich	15	0	7	7	0	0	0	0	13	0	.000	0	0-0
3	Billy Dee Smith	11	5	1	6	45	0	0	0	42	17	.294	15	0-0
27	Kyle Couling	14	2	4	6	26	0	0	0	64	12	.167	9	0-0
5	Clay Hill	11	2	3	5	4	0	0	0	52	11	.182	9	0-1
17	Kyle Laverty	16	0	5	5	46	0	0	0	74	6	.000	4	0-0
32	Chris Langdale	12	0	4	4	6	0	0	0	24	0	.000	0	0-0
97	Bryan Kazarian	11	0	4	4	10	0	0	0	44	11	.000	7	1-2
2	Troy Bonterre	7	0	2	2	38	0	0	0	22	3	.000	1	0-0
29	Ken Montour	4	0	2	2	0	0	0	0	1	0	.000	0	0-0
60	Ryan Avery	3	0	1	1	0	0	0	0	0	0	.000	0	0-0
77	Jeff Shattler	1	0	1	1	0	0	0	0	3	2	.000	2	0-0
12	Kyle Schmelzie	1	0	0	0	0	0	0	0	6	0	.000	0	0-0

#	GOALIES	GP	MIN	W	L	GA	GAA	SV	SV%
30	Steve Dietrich	15	812:34	10	4	135	9.97	568	.808
29	Ken Montour	4	116:48	1	1	25	12.84	86	.775
60	Ryan Avery	3	30:00	0	0	6	12.00	24	.800

2006 PLAYOFF SCORING

#	PLAYERS	GP	G	A	PTS	PIM	PPG	SHG	GWG	LB	SHOTS	SPCT	SOG	FO
99	Delby Powless	3	3	12	15	2	1	0	0	8	12	.250	9	0-0
72	Cory Bomberry	3	3	9	12	5	1	0	0	17	24	.125	16	28-60
11	John Tavares	3	7	4	11	0	1	1	0	13	25	.280	20	0-0
81	Roger Vyse	3	3	6	9	2	1	0	0	9	10	.300	8	0-0
9	Mark Steenhuis	3	5	3	8	0	0	0	2	17	37	.135	27	0-0
15	Dan Teat	3	5	3	8	2	1	1	0	16	20	.250	16	0-0
54	Jason Crosbie	3	3	4	7	0	1	0	0	7	13	.231	10	5-9
93	Kim Squire	3	2	2	4	10	0	0	0	7	19	.105	15	0-0
23	Pat McCreedy	3	1	3	4	0	0	0	0	27	12	.083	9	0-1
3	Billy Dee Smith	3	1	2	3	25	0	0	0	8	4	.250	4	0-0
2	Troy Bonterre	3	2	0	2	4	0	1	0	3	2	1.000	2	0-0
6	Chris White	3	0	2	2	10	0	0	0	11	1	.000	1	0-0
16	Rich Kilgour	3	0	2	2	4	0	0	0	8	1	.000	0	4-13
27	Kyle Couling	3	0	2	2	2	0	0	0	14	4	.000	2	0-0
30	Steve Dietrich	3	0	2	2	0	0	0	0	0	0	.000	0	0-0
17	Kyle Laverty	3	0	1	1	6	0	0	0	12	1	.000	1	0-0
32	Chris Langdale	3	0	0	0	2	0	0	0	3	0	.000	0	0-0
29	Ken Montour	1	0	0	0	0	0	0	0	0	0	.000	0	0-0

#	GOALIES	GP	MIN	W	L	GA	GAA	SV	SV%
30	Steve Dietrich	3	162:13	2	0	34	12.58	127	.789
29	Ken Montour	1	17:47	0	1	2	6.75	12	.857



YEAR-BY-YEAR STATISTICS BANDITS HISTORY

2017 BANDITS MEDIA GUIDE



2007 REGULAR SEASON SCORING

#	PLAYERS	GP	G	A	PTS	PIM	PPG	SHG	GWG	LB	SHOTS	SPCT	SOG	FO
11	John Tavares	15	42	61	103	6	9	2	5	77	161	.261	124	0-0
51	Kevin Dostie	16	29	33	62	15	4	1	3	96	157	.185	112	2-2
15	Dan Teat	16	20	30	50	14	8	0	1	64	113	.177	94	0-0
9	Mark Steenhuis	15	25	24	49	4	4	1	0	108	122	.205	192	2-14
72	Cory Bomberry	15	16	33	49	13	9	0	2	46	85	.188	58	94-171
99	Delby Powless	15	21	22	43	4	11	0	1	50	93	.226	68	9-21
26	Brett Bucktooth	11	12	14	26	14	1	1	0	57	69	.174	46	19-48
54	Jason Crosbie	12	11	14	25	8	2	0	0	53	61	.180	44	57-145
81	Roger Vyse	12	12	12	24	0	2	0	0	46	77	.156	53	0-0
10	Pat McCready	13	5	18	23	25	0	0	0	126	33	.152	22	0-2
16	Rich Kilgour	13	4	8	12	10	0	0	0	34	6	.667	5	6-53
17	Kyle Laverty	15	4	6	10	66	1	0	0	81	9	.444	8	0-0
5	Clay Hill	16	1	7	8	4	0	0	0	60	13	.077	11	0-0
3	Billy Dee Smith	14	0	8	8	29	0	0	0	40	4	.000	4	0-1
6	Chris White	15	0	5	5	51	0	0	0	39	3	.000	3	0-1
30	Steve Dietrich	9	0	5	5	0	0	0	0	3	0	.000	0	0-0
18	Phil Sanderson	6	2	2	4	0	0	0	0	35	5	.400	5	0-1
19	Brenden Thenhaus	4	2	2	4	2	1	0	0	12	14	.143	12	0-0
27	Kyle Couling	16	1	3	4	26	0	0	0	77	6	.167	4	0-0
66	Mike Thompson	10	0	2	2	0	0	0	0	7	0	.000	0	0-0
21	Daryl Seymour	7	0	1	1	4	0	0	0	6	1	.000	0	0-0
2	Troy Bonterre	8	0	0	0	54	0	0	0	10	1	.000	1	0-0
86	Daniel Sams	1	0	0	0	0	0	0	0	0	0	.000	0	0-0

#	GOALIES	GP	MIN	W	L	GA	GAA	SV	SV%
66	Mike Thompson	10	511:39	5	4	103	12.08	324	.759
30	Steve Dietrich	9	431:22	5	2	83	11.54	290	.777
86	Daniel Sams	1	15:00	0	0	2	8.00	7	.788

2007 PLAYOFF SCORING

#	PLAYERS	GP	G	A	PTS	PIM	PPG	SHG	GWG	LB	SHOTS	SPCT	SOG	FO
11	John Tavares	2	5	5	10	2	0	0	1	12	24	.208	20	0-0
51	Kevin Dostie	2	5	3	10	0	2	0	0	10	25	.200	18	0-0
99	Delby Powless	2	2	6	8	2	0	0	0	9	14	.143	12	0-0
15	Dan Teat	2	2	3	5	0	1	0	0	10	15	.133	11	0-0
26	Brett Bucktooth	2	3	2	5	2	0	1	0	6	12	.250	9	0-0
72	Cory Bomberry	2	2	3	5	0	1	0	0	10	15	.133	10	10-20
56	Jason Crosbie	2	3	1	4	0	0	1	0	5	14	.214	10	15-33
5	Clay Hill	2	1	3	4	0	0	0	0	14	1	1.000	1	0-0
6	Chris White	2	0	3	3	6	0	0	0	8	0	.000	0	0-0
9	Mark Steenhuis	2	2	1	3	2	0	0	0	13	20	.100	15	0-0
10	Pat McCready	2	1	1	2	2	0	0	0	11	4	.250	4	0-0
16	Rich Kilgour	2	1	1	2	0	0	1	0	10	2	.500	1	0-2
66	Mike Thompson	2	0	2	2	0	0	0	0	0	0	.000	0	0-0
18	Phil Sanderson	2	0	1	1	0	0	0	0	8	0	.000	0	1-2
3	Billy Dee Smith	2	0	0	0	2	0	0	0	6	0	.000	0	0-0
17	Kyle Laverty	2	0	0	0	2	0	0	0	12	1	.000	0	0-0
27	Kyle Couling	2	0	0	0	0	0	0	0	8	0	.000	0	0-0

#	GOALIES	GP	MIN	W	L	GA	GAA	SV	SV%
66	Mike Thompson	2	119:36	1	1	21	10.54	90	.811
30	Steve Dietrich	0	0:00	0	0	0	0.00	0	.000



YEAR-BY-YEAR STATISTICS BANDITS HISTORY

2017 BANDITS MEDIA GUIDE



2008 REGULAR SEASON SCORING

#	PLAYERS	GP	G	A	PTS	PIM	PPG	SHG	GWG	LB	SHOTS	SPCT	SOG	FO
11	John Tavares	16	29	58	87	23	11	4	1	91	153	.190	121	0-0
9	Mark Steenhuis	15	34	41	75	27	4	1	3	121	183	.186	145	0-0
99	Delby Powless	16	18	37	55	10	6	1	1	29	81	.222	63	0-0
72	Cory Bomberry	16	17	38	55	10	6	2	2	59	91	.187	58	94-207
81	Roger Vyse	14	14	21	48	4	9	0	0	48	113	.186	80	0-0
51	Kevin Dostie	10	22	14	36	11	5	0	1	34	104	.212	69	0-0
15	Dan Teat	12	11	23	34	2	2	0	0	38	77	.143	55	0-1
10	Pat McCready	15	8	15	23	44	1	1	0	121	42	.190	32	0-0
2	Ian Llord	15	5	12	17	26	0	0	0	71	14	.357	12	0-0
5	Clay Hill	16	7	5	12	4	0	0	0	85	36	.194	30	0-0
3	Billy Dee Smith	14	7	2	9	58	0	0	0	57	30	.223	20	0-1
44	Mike Accursi	4	6	3	9	0	1	0	0	17	37	.162	27	8-16
17	Kyle Laverty	16	2	7	9	70	1	1	1	63	5	.400	3	0-0
26	Brett Bucktooth	4	4	3	7	4	0	0	0	8	23	.174	16	0-0
6	Chris White	16	3	4	7	59	0	1	0	50	6	.500	4	0-0
18	Phil Sanderson	16	0	7	7	20	0	0	0	92	7	.000	4	31-112
12	Brandon Swamp	8	2	4	6	11	0	0	0	27	8	.250	8	0-0
4	Andrew Lazore	2	3	2	5	0	1	1	0	5	13	.231	9	0-0
24	Kyle Schmelzle	8	2	3	5	9	0	0	0	27	7	.286	5	0-0
16	Rich Kilgour	15	1	3	4	28	1	0	0	29	7	.143	5	1-21
20	Rusty Kruger	3	1	2	3	15	0	0	1	6	5	.200	4	0-0
29	Ken Montour	10	0	3	3	0	0	0	0	4	0	.000	0	0-0
66	Mike Thompson	11	0	2	2	2	0	0	0	5	0	.000	0	0-0
14	Joe Smith	2	0	1	1	0	0	0	0	0	0	.000	0	0-0
84	Brandon Francis	3	0	0	0	0	0	0	0	9	5	.000	3	31-83
86	Daniel Sams	1	0	0	0	0	0	0	0	1	0	.000	0	0-0

#	GOALIES	GP	MIN	W	L	GA	GAA	SV	SV%
29	Ken Montour	10	480:45	4	5	82	10.23	346	.808
66	Mike Thompson	14	421:36	5	1	83	11.81	266	.762
86	Daniel Sams	1	60:00	1	0	8	8.00	60	.882

2008 PLAYOFF SCORING

#	PLAYERS	GP	G	A	PTS	PIM	PPG	SHG	GWG	LB	SHOTS	SPCT	SOG	FO
11	John Tavares	3	5	14	19	0	0	0	0	22	20	.250	17	0-0
9	Mark Steenhuis	3	12	5	17	6	2	0	1	23	42	.286	31	0-0
44	Mike Accursi	3	7	10	17	4	0	0	0	14	30	.233	19	0-1
51	Kevin Dostie	3	9	5	14	2	1	0	2	11	28	.321	18	0-0
81	Roger Vyse	3	2	11	13	0	0	0	0	17	20	.100	8	0-0
26	Brett Bucktooth	3	5	4	9	2	0	2	0	19	17	.294	12	0-1
10	Pat McCready	3	0	8	8	19	0	0	0	23	5	.000	4	0-0
99	Delby Powless	3	2	3	5	4	0	0	0	2	7	.286	5	0-0
3	Billy Dee Smith	3	4	0	4	2	0	1	0	16	6	.667	4	0-3
72	Cory Bomberry	3	3	1	4	4	1	0	0	8	16	.063	9	8-36
17	Kyle Laverty	3	0	2	2	6	0	0	0	11	0	.000	0	0-0
2	Ian Llord	3	0	1	1	28	0	0	0	10	0	.000	0	0-0
5	Clay Hill	3	0	1	1	2	0	0	0	9	0	.000	0	0-0
6	Chris White	3	0	1	1	2	0	0	0	14	0	.000	0	0-0
18	Phil Sanderson	3	0	1	1	4	0	0	0	19	1	.000	0	11-45
66	Mike Thompson	2	0	1	1	0	0	0	0	0	0	.000	0	0-0
16	Rich Kilgour	3	0	0	0	0	0	0	0	7	2	.000	2	0-10
29	Ken Montour	1	0	0	0	0	0	0	0	0	0	.000	0	0-0

#	GOALIES	GP	MIN	W	L	GA	GAA	SV	SV%
66	Mike Thompson	2	120:00	2	0	25	12.50	85	.773
29	Ken Montour	1	60:00	1	0	12	12.00	41	.774



YEAR-BY-YEAR STATISTICS BANDITS HISTORY

2017 BANDITS MEDIA GUIDE



2009 REGULAR SEASON SCORING

#	PLAYERS	GP	G	A	PTS	PIM	PPG	SHG	GWG	LB	SHOTS	SPCT	SOG	FO
9	Mark Steenhuis	16	51	50	101	24	3	2	3	117	254	.201	186	0-0
11	John Tavares	16	51	43	94	6	15	1	3	98	143	.357	117	0-0
44	Mike Accursi	16	30	30	60	4	6	1	0	66	152	.197	108	0-0
72	Cory Bomberry	15	15	36	51	11	6	0	0	46	99	.152	62	35-92
81	Roger Vyse	15	27	19	46	0	6	0	2	57	107	.252	76	0-0
19	Sean Greenhalgh	15	15	22	37	0	2	1	0	51	114	.132	82	0-0
51	Kevin Dostie	14	8	18	26	4	1	1	1	28	51	.157	31	4-9
63	Thomas Montour	12	5	15	20	4	0	0	1	90	33	.152	25	0-0
10	Pat McCready	9	4	12	16	24	0	1	0	55	15	.267	11	0-0
28	Clay Hill	14	2	13	15	10	0	0	0	73	21	.095	19	0-0
8	Delby Powless	8	3	11	14	0	0	0	0	10	28	.107	22	0-0
3	Billy Dee Smith	13	5	7	12	33	0	0	0	47	16	.313	15	0-0
18	Phil Sanderson	16	1	11	12	15	0	0	0	137	4	.250	4	33-140
6	Chris White	16	0	8	8	47	0	0	0	66	3	.000	1	1-2
2	Ian Llord	14	1	6	7	23	0	0	0	50	7	.143	4	0-3
24	Kyle Schmelzle	10	2	4	6	6	0	0	0	46	4	.500	3	0-5
26	Brett Bucktooth	1	1	3	4	2	0	0	0	3	1	1.000	1	0-0
29	Ken Montour	12	0	4	4	0	0	0	0	0	0	.000	0	0-0
88	Cody Jacobs	2	1	2	3	0	1	0	0	5	10	.100	8	0-0
16	Rich Kilgour	6	0	3	3	5	0	0	0	19	0	.000	0	0-1
66	Mike Thompson	7	0	2	2	0	0	0	0	0	0	.000	0	0-0
14	Joe Smith	10	0	1	1	4	0	0	0	23	1	.000	0	0-0
84	Brandon Francis	9	0	1	1	40	0	0	0	32	0	.000	0	85-210
12	Brian Crosswell	4	0	0	0	42	0	0	0	6	6	.000	6	0-0

#	GOALIES	GP	MIN	W	L	GA	GAA	SV	SV%
29	Ken Montour	12	651:46	8	3	104	9.57	451	.813
66	Mike Thompson	7	313:49	2	3	66	12.62	208	.759

2009 PLAYOFF SCORING

#	PLAYERS	GP	G	A	PTS	PIM	PPG	SHG	GWG	LB	SHOTS	SPCT	SOG	FO
11	John Tavares	2	2	6	8	0	0	1	0	10	19	.105	10	0-0
9	Mark Steenhuis	2	4	2	6	2	0	0	1	6	33	.121	26	0-0
19	Sean Greenhalgh	2	2	3	5	0	0	0	0	7	15	.133	9	0-0
72	Cory Bomberry	2	1	4	5	2	0	0	0	2	9	.111	6	1-6
44	Mike Accursi	2	2	2	4	2	1	0	0	9	19	.105	11	0-0
51	Kevin Dostie	2	1	1	2	0	1	0	0	4	11	.091	8	0-0
10	Pat McCready	2	0	2	2	6	0	0	0	16	5	.000	3	0-0
24	Kyle Schmelzle	2	1	0	1	2	0	0	0	5	1	1.000	1	4-26
63	Thomas Montour	2	1	0	1	2	0	0	0	10	5	.200	3	0-0
3	Billy Dee Smith	2	0	1	1	4	0	0	0	8	1	.000	1	0-0
14	Joe Smith	2	0	1	1	2	0	0	0	6	0	.000	0	0-0
28	Clay Hill	2	0	1	1	0	0	0	0	8	2	.000	1	0-0
81	Roger Vyse	2	0	1	1	2	0	0	0	4	13	.000	10	0-0
2	Ian Llord	2	0	0	0	8	0	0	0	8	0	.000	0	0-0
6	Chris White	2	0	0	0	2	0	0	0	4	1	.000	1	0-1
18	Phil Sanderson	2	0	0	0	5	0	0	0	12	0	.000	0	2-6
29	Ken Montour	2	0	0	0	0	0	0	0	0	0	.000	0	0-0
66	Mike Thompson	1	0	0	0	0	0	0	0	0	0	.000	0	0-0
8	Delby Powless	0	0	0	0	0	0	0	0	0	0	.000	0	0-0
12	Brian Crosswell	0	0	0	0	0	0	0	0	0	0	.000	0	0-0
16	Rich Kilgour	0	0	0	0	0	0	0	0	0	0	.000	0	0-0
26	Brett Bucktooth	0	0	0	0	0	0	0	0	0	0	.000	0	0-0
84	Brandon Francis	0	0	0	0	0	0	0	0	0	0	.000	0	0-0

#	GOALIES	GP	MIN	W	L	GA	GAA	SV	SV%
29	Ken Montour	2	104:24	1	1	16	9.20	74	.857
66	Mike Thompson	1	15:36	0	0	1	3.85	6	.822



YEAR-BY-YEAR STATISTICS BANDITS HISTORY

2017 BANDITS MEDIA GUIDE



2010 REGULAR SEASON SCORING

#	PLAYERS	GP	G	A	PTS	PIM	PPG	SHG	GWG	LB	SHOTS	SPCT	SOG	FO
9	Mark Steenhuis	16	36	54	90	27	11	0	3	99	238	5.62	175	0-0
11	John Tavares	10	21	28	49	22	6	0	0	57	105	4.90	67	0-0
44	Mike Accursi	15	25	19	44	16	6	1	0	49	151	2.93	106	1-7
51	Kevin Dostie	13	16	17	33	0	6	0	0	43	86	2.54	66	2-6
26	Brett Bucktooth	16	16	11	27	13	3	2	0	63	61	1.69	49	0-0
81	Roger Vyse	8	9	18	27	4	0	2	0	31	59	3.38	45	0-0
5	Frank Resetarits	13	11	12	23	0	1	0	0	14	71	1.77	58	0-0
63	Tom Montour	14	9	12	21	26	0	2	0	112	27	1.50	24	0-12
22	Kyle Clancy	6	6	15	21	4	1	1	0	8	33	3.50	22	0-0
7	Jon Harasym	14	4	10	14	32	0	0	0	66	13	1.00	8	14-62
19	Sean Greenhalgh	6	3	9	12	5	0	0	0	13	38	2.00	19	0-0
15	Chris Corbeil	12	3	6	9	2	0	1	0	81	11	0.75	7	0-0
3	Billy Dee Smith	16	4	4	8	48	0	1	0	67	19	0.50	15	0-0
2	Ian Llord	12	1	7	8	53	0	0	0	44	6	0.67	6	0-0
65	Clay Hill	10	0	8	8	4	0	0	0	48	7	0.80	5	0-0
91	Darryl Gibson	11	0	8	8	21	0	0	0	35	3	0.73	3	0-0
23	Steve Priolo	9	0	7	7	22	0	0	0	22	2	0.78	2	0-1
24	Kyle Schmelzle	13	1	5	6	7	0	0	0	66	8	0.46	6	70-178
6	Chris White	14	0	6	6	13	0	0	0	67	4	0.43	3	0-0
93	Chris Driscoll	4	2	3	5	2	0	0	0	10	10	1.25	6	0-0
29	Ken Montour	7	0	4	4	0	0	0	0	7	0	0.57	0	0-0
66	Mike Thompson	8	0	4	4	0	0	0	0	3	0	0.50	0	0-0
18	AJ Shannon	3	1	2	3	2	0	0	0	7	17	1.00	14	0-0
84	Brandon Francis	10	1	2	3	53	0	0	0	13	8	0.30	7	56-138
55	Angus Goodleaf	4	0	2	2	2	0	0	0	2	0	0.50	0	0-0
14	Joe Smith	9	0	1	1	0	0	0	0	19	1	0.11	1	0-0
8	Delby Powless	1	0	0	0	0	0	0	0	3	3	0.00	2	0-0

#	GOALIES	GP	MIN	W	L	GA	GAA	SV	SV%
66	Mike Thompson	11	387:03	5	1	64	9.92	271	.809
29	Ken Montour	7	385:33	2	4	70	10.89	260	.788
55	Angus Goodleaf	13	189:48	1	3	34	10.75	124	.785

2010 PLAYOFF SCORING

#	PLAYERS	GP	G	A	PTS	PIM	PPG	SHG	GWG	LB	SHOTS	SPCT	SOG	FO
44	Mike Accursi	1	6	3	9	0	0	0	0	3	13	9.00	10	0-0
9	Mark Steenhuis	1	2	4	6	0	0	0	0	4	13	6.00	10	0-0
81	Roger Vyse	1	1	3	4	0	0	0	0	3	3	4.00	3	0-0
51	Kevin Dostie	1	0	4	4	0	0	0	0	6	2	4.00	1	0-0
26	Brett Bucktooth	1	2	1	3	0	0	0	0	1	8	3.00	4	0-0
11	John Tavares	1	0	2	2	0	0	0	0	5	9	2.00	8	0-0
7	Jon Harasym	1	0	1	1	0	0	0	0	6	1	1.00	1	0-0
3	Billy Dee Smith	1	0	1	1	2	0	0	0	6	0	1.00	0	0-0
15	Chris Corbeil	1	0	0	0	0	0	0	0	12	1	0.00	0	0-0
84	Brandon Francis	1	0	0	0	0	0	0	0	0	0	0.00	0	6-14
91	Darryl Gibson	1	0	0	0	0	0	0	0	5	0	0.00	0	0-0
55	Angus Goodleaf	1	0	0	0	0	0	0	0	0	0	0.00	0	0-0
65	Clay Hill	1	0	0	0	0	0	0	0	2	0	0.00	0	0-0
2	Ian Llord	1	0	0	0	0	0	0	0	1	0	0.00	0	0-0
63	Tom Montour	1	0	0	0	0	0	0	0	2	0	0.00	0	0-0
24	Kyle Schmelzle	1	0	0	0	0	0	0	0	6	0	0.00	0	7-14
66	Mike Thompson	1	0	0	0	2	0	0	0	7	0	0.00	0	0-0

#	GOALIES	GP	MIN	W	L	GA	GAA	SV	SV%
66	Mike Thompson	1	55:02	0	1	13	14.17	29	.609
55	Angus Goodleaf	1	4:58	0	0	0	0.00	4	1.000



YEAR-BY-YEAR STATISTICS BANDITS HISTORY

2017 BANDITS MEDIA GUIDE



2011 REGULAR SEASON SCORING

#	PLAYERS	GP	G	A	PTS	PIM	PPG	SHG	GWG	LB	SHOTS	PT/G	SOG	FO
11	John Tavares	16	32	46	78	10	4	1	3	59	172	4.88	131	0-0
9	Mark Steenhuis	16	22	39	61	18	6	2	1	82	175	3.81	122	0-0
17	Tracey Kelusky	16	21	33	54	11	3	0	2	54	137	3.38	102	1-1
20	Chad Culp	15	21	19	40	10	1	0	1	61	107	2.67	88	0-0
81	Roger Vyse	13	16	20	36	2	6	0	0	49	89	2.77	58	1-1
10	Brenden Thenhaus	16	17	18	35	8	0	0	1	42	86	2.19	64	0-0
26	Brett Bucktooth	15	12	19	31	12	4	0	0	45	109	2.07	80	0-0
63	Tom Montour	15	6	11	17	14	0	2	0	104	28	1.13	20	1-1
22	Kyle Clancy	9	5	7	12	4	0	0	0	14	37	1.33	25	0-0
15	Chris Corbeil	16	5	6	11	10	0	1	0	121	16	0.69	15	0-0
6	Chris White	16	0	11	11	14	0	0	0	84	4	0.69	3	2-2
4	Scott Self	15	2	8	10	36	0	0	1	77	14	0.67	9	8-20
5	Frank Resetarits	6	4	3	7	15	2	0	0	16	37	1.17	29	0-0
65	Clay Hill	16	1	6	7	21	0	0	1	43	6	0.44	4	0-1
75	Jay Thorimbert	14	1	5	6	0	0	0	0	81	18	0.43	12	84-170
23	Steve Priolo	14	0	6	6	38	0	0	0	44	6	0.43	5	0-0
7	Jon Harasym	15	2	2	4	36	0	0	0	65	13	0.27	10	4-13
84	Brandon Francis	15	1	3	4	70	0	0	0	14	15	0.27	11	114-184
88	Travis Irving	10	1	2	3	18	0	0	0	20	1	0.30	1	0-0
66	Mike Thompson	14	0	2	2	0	0	0	0	11	0	0.14	0	0-0
55	Angus Goodleaf	5	0	1	1	0	0	0	0	1	0	0.20	0	0-0
2	Ian Llord	10	0	1	1	4	0	0	0	32	1	0.10	1	0-0
0	Ben McCullough	1	0	0	0	7	0	0	0	2	0	0.00	0	0-0
98	Jimmy Purves	1	0	0	0	5	0	0	0	5	0	0.00	0	0-0
19	Darryl Gibson	8	0	0	0	8	0	0	0	24	0	0.00	0	0-0

#	GOALIES	GP	MIN	W	L	GA	GAA	SV	SV%
66	Mike Thompson	16	763:13	10	3	123	9.67	450	.785
55	Angus Goodleaf	16	206:01	0	3	35	10.19	115	.767

2011 PLAYOFF SCORING

#	PLAYERS	GP	G	A	PTS	PIM	PPG	SHG	GWG	LB	SHOTS	PT/G	SOG	FO
81	Roger Vyse	2	7	2	9	2	2	0	0	4	20	4.50	15	0-0
11	John Tavares	1	3	4	7	0	2	0	1	3	10	7.00	9	0-0
9	Mark Steenhuis	2	2	5	7	2	0	0	0	7	23	3.50	15	0-0
20	Chad Culp	2	3	3	6	0	0	0	0	9	13	3.00	9	0-0
63	Tom Montour	2	0	6	6	2	0	0	0	21	3	3.00	1	0-0
22	Kyle Clancy	1	4	1	5	0	0	0	0	3	8	5.00	7	0-0
17	Tracey Kelusky	2	2	3	5	0	0	0	0	10	14	2.50	7	0-0
26	Brett Bucktooth	2	0	4	4	0	0	0	0	3	14	2.00	9	0-0
65	Clay Hill	2	1	1	2	0	0	0	0	4	8	1.00	4	0-0
7	Jon Harasym	2	0	2	2	0	0	0	0	7	1	1.00	1	0-0
10	Brenden Thenhaus	2	0	2	2	0	0	0	0	13	6	1.00	5	0-0
55	Angus Goodleaf	1	0	1	1	0	0	0	0	0	0	1.00	0	0-0
15	Chris Corbeil	2	0	1	1	0	0	0	0	19	2	0.50	1	0-0
66	Mike Thompson	2	0	1	1	0	0	0	0	1	0	0.50	0	0-0
6	Chris White	2	0	1	1	6	0	0	0	8	0	0.50	0	0-0
19	Darryl Gibson	2	0	0	0	2	0	0	0	3	0	0.00	0	0-0
88	Travis Irving	2	0	0	0	0	0	0	0	5	0	0.00	0	0-0
2	Ian Llord	2	0	0	0	6	0	0	0	6	0	0.00	0	0-0
23	Steve Priolo	2	0	0	0	4	0	0	0	6	1	0.00	1	0-0
4	Scott Self	2	0	0	0	0	0	0	0	9	0	0.00	0	6-14
75	Jay Thorimbert	2	0	0	0	0	0	0	0	5	4	0.00	2	17-37

#	GOALIES	GP	MIN	W	L	GA	GAA	SV	SV%
66	Mike Thompson	2	77:12	1	0	16	12.44	59	.787
55	Angus Goodleaf	2	42:48	0	1	6	8.41	22	.786



YEAR-BY-YEAR STATISTICS BANDITS HISTORY

2017 BANDITS MEDIA GUIDE



2012 REGULAR SEASON SCORING

#	PLAYERS	GP	G	A	PTS	PIM	PPG	SHG	GWG	LB	SHOTS	PT/G	SOG	FO
11	John Tavares	16	41	39	80	8	21	0	3	53	149	5.00	113	0-0
15	Luke Wiles	16	39	31	70	4	18	3	1	71	190	4.38	146	0-1
9	Mark Steenhuis	16	27	35	62	38	1	3	1	75	109	3.88	86	0-1
27	Mat Giles	14	18	31	49	33	5	2	0	43	74	3.50	59	14-33
20	Chad Culp	16	16	30	46	24	4	0	0	59	102	2.88	73	0-0
33	Kevin Buchanan	15	10	19	29	0	0	2	1	63	135	1.93	81	0-0
17	Tracey Kelusky	12	12	16	28	2	1	1	0	37	88	2.33	71	0-0
81	Roger Vyse	9	10	13	23	0	1	0	1	21	55	2.56	36	0-0
4	Scott Self	16	6	11	17	8	1	0	0	78	11	1.06	11	1-11
63	Tom Montour	9	3	9	12	23	0	1	0	72	11	1.33	10	0-1
74	Jeremy Thompson	14	3	6	9	25	0	0	0	72	26	0.64	16	65-140
84	Brandon Francis	10	3	5	8	69	0	0	0	23	17	0.80	9	58-127
98	Jimmy Purves	12	4	3	7	18	1	0	0	41	17	0.58	8	0-0
7	Jon Harasym	16	0	7	7	35	0	0	0	52	4	0.48	3	1-3
6	Chris White	16	0	6	6	27	0	0	0	53	4	0.38	3	0-0
19	Darryl Gibson	8	0	5	5	21	0	0	0	19	0	0.63	0	0-0
23	Steve Priolo	12	2	3	5	35	0	0	0	34	6	0.42	4	0-0
2	Ian Llord	14	1	4	5	12	0	0	0	36	3	0.38	3	0-0
66	Mike Thompson	9	0	5	5	5	0	0	0	0	0	0.56	0	0-1
75	Jay Thorimbert	9	2	2	4	2	0	0	0	73	11	0.44	9	80-139
44	Anthony Cosmo	8	0	4	4	2	0	0	0	9	0	0.50	0	0-0
88	Travis Irving	8	0	3	3	57	0	0	0	11	0	0.38	0	0-0
77	Kyle Sweeney	5	0	2	2	4	0	0	0	20	2	0.40	2	2-2
3	Billy Dee Smith	15	1	1	2	54	0	0	0	40	9	0.13	6	1-1
5	Frank Resetarits	1	0	1	1	0	0	0	0	2	3	1.00	3	0-0
10	Mike McNamara	4	0	1	1	15	0	0	0	11	1	0.25	1	0-0
13	Jeff Cornwall	5	0	1	1	0	0	0	0	7	2	0.20	2	0-0
55	Angus Goodleaf	2	0	0	0	0	0	0	0	0	0	0.00	0	0-0

#	GOALIES	GP	MIN	W	L	GA	GAA	SV	SV%
66	Mike Thompson	16	525:45	4	4	109	12.44	333	.753
44	Anthony Cosmo	10	382:02	3	3	79	12.41	249	.759
55	Angus Goodleaf	6	62:50	0	2	14	13.37	34	.708

2012 PLAYOFF SCORING

#	PLAYERS	GP	G	A	PTS	PIM	PPG	SHG	GWG	LB	SHOTS	PT/G	SOG	FO
11	John Tavares	1	2	1	3	0	0	0	0	3	8	3.00	5	0-0
4	Scott Self	1	1	1	2	0	0	0	0	7	3	2.00	3	0-1
20	Chad Culp	1	0	2	2	0	0	0	0	10	3	2.00	3	0-0
17	Tracey Kelusky	1	1	1	2	0	0	0	0	4	13	2.00	12	0-0
33	Kevin Buchanan	1	0	1	1	0	0	0	0	9	6	1.00	3	0-0
27	Mat Giles	1	0	1	1	2	0	0	0	0	6	1.00	3	0-0
2	Ian Llord	1	0	1	1	0	0	0	0	2	0	1.00	0	0-0
15	Luke Wiles	1	1	0	1	0	0	0	0	1	9	1.00	8	0-0
81	Roger Vyse	1	0	1	1	0	0	0	0	4	1	1.00	0	0-0
9	Mark Steenhuis	1	1	0	1	0	0	0	0	10	6	1.00	4	0-0
19	Darryl Gibson	1	0	0	0	2	0	0	0	2	0	0.00	0	0-0
7	Jon Harasym	1	0	0	0	0	0	0	0	4	0	0.00	0	0-0
75	Jay Thorimbert	1	1	0	0	0	0	0	0	3	0	0.00	0	7-16
98	Jimmy Purves	1	0	0	0	0	0	0	0	3	1	0.00	1	0-0
6	Chris White	1	0	0	0	0	0	0	0	5	1	0.00	0	0-0
63	Tom Montour	1	0	0	0	0	0	0	0	17	1	0.00	0	0-0
3	Billy Dee Smith	1	0	0	0	10	0	0	0	3	0	0.00	0	0-0
10	Mike McNamara	1	0	0	0	0	0	0	0	5	0	0.00	0	0-0

#	GOALIES	GP	MIN	W	L	GA	GAA	SV	SV%
44	Anthony Cosmo	1	60:00	0	1	7	7.00	48	.873
66	Mike Thompson	0	0:00	0	0	0	0.00	0	.000



YEAR-BY-YEAR STATISTICS BANDITS HISTORY

2017 BANDITS MEDIA GUIDE



2013 REGULAR SEASON SCORING

#	PLAYERS	GP	G	A	PTS	PIM	PPG	SHG	GWG	LB	SHOTS	PT/G	SOG	FO
51	Shawn Williams	16	19	46	65	6	5	0	0	42	109	4.06	79	0-0
10	Aaron Wilson	16	23	23	46	4	7	1	0	53	137	2.88	103	0-0
92	Dhane Smith	15	24	20	44	4	3	0	2	42	153	2.93	113	0-0
11	John Tavares	12	14	25	39	6	7	0	0	38	95	3.25	69	0-0
9	Mark Steenhuis	16	13	26	39	29	0	1	0	71	93	2.44	62	0-0
28	Mike Hominuck	12	14	7	21	6	1	1	1	48	69	1.75	47	0-0
15	Luke Wiles	12	10	11	21	10	6	0	1	30	100	1.75	76	0-0
19	Chad Culp	11	7	14	21	11	1	0	0	54	61	1.75	43	0-0
13	David Brock	15	6	7	13	46	0	0	0	55	23	0.87	15	0-0
75	Jay Thorimbert	16	2	10	12	4	0	0	0	180	19	0.75	13	261-167
20	Derek Hopcroft	4	4	7	11	17	2	0	0	7	29	2.75	17	0-0
37	Nick Cotter	6	4	6	10	19	0	0	0	17	31	1.67	17	0-0
17	Tracey Kelusky	7	4	6	10	19	0	0	1	22	40	1.43	33	0-0
8	Kevin Brownell	7	2	6	8	0	0	1	0	19	13	1.14	7	0-0
90	James Rooney	3	3	4	7	2	1	0	0	6	8	2.33	7	0-0
23	Steve Priolo	16	2	5	7	46	0	0	0	76	14	0.44	11	0-0
4	Scott Self	10	4	2	6	4	0	1	1	32	6	0.60	5	4-8
66	Alexander Kedoh Hill	5	3	3	6	4	0	0	0	32	25	1.20	18	0-0
91	Jordan Critch	5	3	2	5	0	0	0	0	8	16	1.00	12	0-0
44	Anthony Cosmo	11	0	5	5	2	0	0	0	11	0	0.45	0	0-0
18	Glen Bryan	16	3	1	4	11	0	2	0	67	7	0.25	0	0-0
89	Carter Bender	3	1	2	3	0	0	0	0	2	11	1.00	7	0-0
38	Kurtis Wagar	6	0	3	3	0	0	0	0	3	0	0.50	0	0-0
98	Jimmy Purves	8	2	1	3	26	0	0	0	25	10	0.38	8	0-0
14	Mike McNamara	9	0	3	3	4	0	0	0	24	1	0.33	1	0-0
3	Billy Dee Smith	12	2	1	3	37	0	0	0	22	5	0.25	4	0-0
6	Derek Suddons	15	1	1	2	4	0	0	0	33	5	0.13	3	0-0
56	Drew Petkoff	3	0	2	2	0	0	0	0	9	0	0.67	0	0-0
7	Jon Harasym	12	1	1	2	11	0	0	0	28	2	0.17	2	0-0
97	Hayden Smith	4	0	1	1	4	0	0	0	7	1	0.25	1	0-0
27	Mat Giles	2	0	0	0	2	0	0	0	6	9	0.00	5	14-33

#	GOALIES	GP	MIN	W	L	GA	GAA	SV	SV%
44	Anthony Cosmo	16	628:21	4	4	140	13.37	423	.751
38	Kurtis Wagar	15	333:51	2	6	68	12.22	169	.713
38	Scott Komer	1	0:00	0	0	0	0.00	0	.000



YEAR-BY-YEAR STATISTICS BANDITS HISTORY

2017 BANDITS MEDIA GUIDE



2014 REGULAR SEASON SCORING

#	PLAYERS	GP	G	A	PTS	PIM	PPG	SHG	GWG	LB	SHOTS	PT/G	SOG	FO
17	Ryan Benesch	18	25	53	78	10	7	3	1	88	182	4.33	124	0-0
9	Mark Steenhuis	18	31	32	63	21	4	0	1	108	193	3.50	133	0-0
92	Dhane Smith	18	20	39	59	9	3	0	2	79	151	3.28	111	2-6
11	John Tavares	16	24	27	51	31	8	0	2	78	151	3.19	98	0-0
51	Shawn Williams	18	13	36	49	8	4	1	1	44	96	2.72	75	0-0
5	Joe Resetarits	17	25	17	42	2	3	0	1	65	159	2.47	109	0-0
23	Steve Priolo	18	8	18	26	65	0	3	0	99	39	1.44	26	0-0
90	Jamie Rooney	12	8	13	21	4	2	0	0	32	49	1.75	38	0-0
10	Aaron Wilson	8	8	5	13	9	2	1	0	30	60	1.63	48	0-0
19	Chad Culp	17	7	4	11	28	0	0	0	59	38	0.65	28	0-0
75	Jay Thorimbert	18	5	6	11	6	0	1	0	19	17	0.61	15	253-201
55	Mitch Wilde	10	4	7	11	4	0	0	0	32	17	1.10	14	0-0
44	Anthony Cosmo	13	0	10	10	2	0	0	0	16	0	0.77	0	0-0
8	Kevin Brownell	12	3	4	7	12	0	0	0	44	20	0.58	18	0-0
27	Glen Bryan	14	1	6	7	4	0	0	0	72	6	0.50	5	0-0
42	Rory Smith	18	0	6	6	36	0	0	0	56	1	0.33	1	0-0
24	Mitch Jones	4	2	3	5	4	1	0	0	22	21	1.25	13	0-0
22	Andrew Watt	9	3	2	5	23	0	0	0	26	8	0.56	8	0-0
7	Derek Suddons	17	0	5	5	4	0	0	0	51	6	0.29	3	0-0
4	Joel Matthews	2	2	0	2	2	0	0	0	4	11	1.00	9	0-0
13	David Brock	12	1	1	2	16	0	0	0	53	4	0.17	2	0-3
3	Billy Dee Smith	13	0	2	2	29	0	0	0	24	1	0.15	0	0-0
38	Kurtis Wagar	1	0	0	0	0	0	0	0	1	0	0.00	0	0-0

#	GOALIES	GP	MIN	W	L	GA	GAA	SV	SV%
44	Anthony Cosmo	18	1063:36	8	9	191	10.77	752	.797
38	Kurtis Wagar	18	25:05	0	1	4	9.57	16	.800

2014 PLAYOFF SCORING

#	PLAYERS	GP	G	A	PTS	PIM	PPG	SHG	GWG	LB	SHOTS	PT/G	SOG	FO
17	Ryan Benesch	4	8	9	17	0	2	0	0	13	44	4.25	27	0-0
9	Mark Steenhuis	4	6	10	16	2	2	0	0	23	40	4.00	24	0-0
92	Dhane Smith	4	7	7	14	0	0	0	1	12	35	3.50	22	0-0
11	John Tavares	4	7	5	12	0	2	0	0	17	27	3.00	20	0-0
5	Joe Resetarits	4	1	4	5	2	0	0	0	12	32	1.25	20	0-0
51	Shawn Williams	4	1	4	5	2	0	0	0	7	5	1.25	5	0-0
19	Chad Culp	4	2	3	5	6	0	0	1	10	8	1.25	6	0-0
90	Jamie Rooney	4	3	1	4	2	0	0	0	3	11	1.00	8	0-0
13	David Brock	4	0	4	4	2	0	0	0	15	2	1.00	2	0-0
7	Derek Suddons	4	0	2	2	4	0	0	0	11	3	0.50	3	0-0
23	Steve Priolo	4	0	2	2	4	0	0	0	24	1	0.50	0	0-0
44	Anthony Cosmo	4	0	2	2	0	0	0	0	2	0	0.50	0	0-0
22	Andrew Watt	4	1	0	1	0	0	0	0	8	3	0.50	3	0-0
75	Jay Thorimbert	4	0	1	1	0	0	0	0	44	0	0.25	0	57-28
42	Rory Smith	4	0	1	1	2	0	0	0	7	0	0.25	0	0-0
55	Mitch Wilde	4	0	1	1	2	0	0	0	8	3	0.25	1	0-0
3	Billy Dee Smith	4	0	0	0	6	0	0	0	7	0	0.00	0	0-0

#	GOALIES	GP	MIN	W	L	GA	GAA	SV	SV%
44	Anthony Cosmo	4	178:52	2	2	36	12.08	114	.760
38	Kurtis Wagar	4	0:00	0	0	0	0.00	0	.000



YEAR-BY-YEAR STATISTICS BANDITS HISTORY

2017 BANDITS MEDIA GUIDE



2015 REGULAR SEASON SCORING

#	PLAYERS	GP	G	A	PTS	PIM	PPG	SHG	GWG	LB	SHOTS	PT/G	SOG	FO
17	Ryan Benesch	18	55	58	113	6	4	4	4	99	240	.229	185	0-0
92	Dhane Smith	18	39	68	107	11	4	3	1	75	254	.154	188	0-0
9	Mark Steenhuis	17	36	59	95	25	4	0	1	68	196	.184	134	0-0
66	Alexander Kedoh Hill	18	23	26	49	30	1	2	0	101	119	.193	86	0-0
19	Chad Culp	16	11	25	36	24	1	2	0	62	91	.121	58	0-0
11	John Tavares	10	12	20	32	6	3	1	0	22	70	.171	52	0-0
2	Jerome Thompson	13	10	14	24	12	1	0	1	35	63	.159	39	0-0
5	Joe Resetarits	10	7	14	21	4	0	0	1	34	90	.078	59	0-0
23	Steve Priolo	18	5	15	20	48	0	0	0	104	26	.192	20	0-0
8	Kevin Brownell	18	6	13	19	11	0	0	1	79	19	.316	16	0-0
44	Anthony Cosmo	17	0	14	14	2	0	0	0	12	1	.000	1	0-0
75	Jay Thorimbert	18	7	6	13	14	0	0	0	246	21	.333	19	338-513
20	Nick Weiss	17	7	5	12	33	0	1	2	92	17	.412	15	1-2
55	Mitch Wilde	18	3	9	12	10	0	0	0	41	24	.125	20	0-0
24	Mitch Jones	3	8	3	11	0	0	0	0	16	14	.571	12	0-0
13	David Brock	15	1	7	8	28	0	0	0	41	7	.143	3	0-0
71	Brandon Goodwin	10	3	4	7	2	0	0	0	17	11	.273	7	1-1
3	Billy Dee Smith	17	1	4	5	53	0	0	0	32	5	.200	3	0-0
7	Derek Suddons	17	1	2	3	2	0	0	0	39	2	.500	2	0-0
22	Andrew Watt	11	1	2	3	21	0	0	0	36	5	.200	4	0-0
4	Jamie Batson	3	0	1	1	0	0	0	0	12	0	.000	0	0-0
91	Corey Fowler	1	0	1	1	0	0	0	0	6	4	.000	4	0-0
65	Davide DiRuscio	3	0	0	0	0	0	0	0	2	1	.000	1	0-0
15	Matthew Bennett	2	0	0	0	2	0	0	0	7	2	.000	1	0-0

#	GOALIES	GP	MIN	W	L	GA	GAA	SV	SV%
15	Matthew Bennett	1	0:00	0	0	0	0.00	0	.000
44	Anthony Cosmo	17	1013:41	10	7	191	11.31	681	.781
65	Davide DiRuscio	14	75:45	1	0	15	11.88	46	.754

2015 PLAYOFF SCORING

#	PLAYERS	GP	G	A	PTS	PIM	PPG	SHG	GWG	LB	SHOTS	PT/G	SOG	FO
92	Dhane Smith	1	3	5	8	0	1	0	0	6	15	.200	12	0-0
17	Ryan Benesch	1	2	4	6	5	1	0	0	9	15	.133	11	0-0
9	Mark Steenhuis	1	1	4	5	2	0	0	0	5	8	.125	6	0-0
11	John Tavares	1	0	5	5	0	0	0	0	5	9	.000	5	0-0
19	Chad Culp	1	2	0	2	10	1	0	0	6	7	.286	5	0-0
66	Alexander Kedoh Hill	1	2	0	2	4	0	0	0	4	11	.182	7	0-1
24	Mitch Jones	1	0	2	2	0	0	0	0	3	5	.000	4	0-0
20	Nick Weiss	1	1	0	1	2	0	0	0	4	2	.500	2	0-0
3	Billy Dee Smith	1	0	0	0	0	0	0	0	3	0	.000	0	0-0
7	Derek Suddons	1	0	0	0	0	0	0	0	3	0	.000	0	0-0
8	Kevin Brownell	1	0	0	0	0	0	0	0	2	0	.000	0	0-0
13	David Brock	1	0	0	0	0	0	0	0	3	1	.000	1	0-0
22	Andrew Watt	1	0	0	0	2	0	0	0	6	1	.000	1	0-0
23	Steve Priolo	1	0	0	0	0	0	0	0	4	1	.000	1	0-0
44	Anthony Cosmo	1	0	0	0	2	0	0	0	0	0	.000	0	0-0
55	Mitch Wilde	1	0	0	0	0	0	0	0	1	1	.000	0	0-0
65	Davide DiRuscio	1	0	0	0	0	0	0	0	0	0	.000	0	0-0
75	Jay Thorimbert	1	0	0	0	0	0	0	0	14	0	.000	0	20-28

#	GOALIES	GP	MIN	W	L	GA	GAA	SV	SV%
65	Davide DiRuscio	1	0:31	0	0	0	0.00	0	.000
44	Anthony Cosmo	1	59:29	0	1	14	14.12	41	.745



YEAR-BY-YEAR STATISTICS BANDITS HISTORY

2017 BANDITS MEDIA GUIDE



2016 REGULAR SEASON SCORING

#	PLAYERS	GP	G	A	PTS	PIM	PPG	SHG	GWG	LB	SHOTS	PT/G	SOG	FO
92	Dhane Smith	18	72	65	137	9	16	1	5	111	337	.214	247	0-0
17	Ryan Benesch	17	39	53	92	17	8	2	1	101	196	.199	138	0-0
9	Mark Steenhuis	18	34	38	72	36	11	0	3	68	190	.179	132	0-0
66	Alexander Kedoh Hill	15	16	23	39	29	4	1	0	120	100	.160	73	1-2
36	Daryl Veltman	17	14	24	38	2	1	0	0	41	104	.135	72	0-0
93	Anthony Malcom	17	17	21	38	2	1	1	0	59	92	.185	68	0-1
24	Mitch Jones	17	11	22	33	4	0	3	2	119	67	.164	49	0-0
19	Chad Culp	14	9	23	32	14	0	0	1	46	82	.110	56	0-0
8	Kevin Brownell	18	8	14	22	14	0	1	1	101	21	.381	16	0-0
23	Steve Priolo	18	7	12	19	61	0	1	0	112	25	.280	22	0-0
55	Mitch Wilde	13	6	10	16	10	0	0	0	42	14	.429	12	0-0
13	David Brock	18	7	8	15	11	0	1	0	79	24	.292	19	0-1
20	Nick Weiss	10	6	4	10	17	0	1	0	78	17	.353	12	11-33
44	Anthony Cosmo	14	0	9	9	0	0	0	0	12	1	.000	1	0-0
12	Mitch de Snoo	16	1	7	8	8	0	0	0	98	14	.071	10	0-0
75	Jay Thorimbert	17	1	6	7	7	0	0	0	129	9	.111	5	289-500
21	Tyler Ferreira	4	2	4	6	0	0	0	0	12	31	.065	25	0-0
2	Jerome Thompson	2	0	5	5	0	0	0	0	4	10	.000	7	0-0
15	Matthew Bennett	13	0	5	5	14	0	0	0	66	3	.000	3	0-1
65	Davide DiRuscio	8	0	2	2	4	0	0	0	2	0	.000	0	0-0
88	Craig England	1	0	2	2	0	0	0	0	1	0	.000	0	0-0
3	Billy Dee Smith	15	0	1	1	49	0	0	0	15	2	.000	2	0-0
4	Jamie Batson	1	0	1	1	0	0	0	0	2	0	.000	0	0-0
5	Adam Will	2	1	0	1	2	0	0	0	1	2	.500	2	0-0
22	Andrew Watt	7	0	1	1	2	0	0	0	17	4	.000	2	0-0

#	GOALIES	GP	MIN	W	L	GA	GAA	SV	SV%
44	Anthony Cosmo	18	711:00	8	2	139	11.73	501	.783
65	Davide DiRuscio	18	376:08	5	3	47	11.8	265	.782

2016 PLAYOFF SCORING

#	PLAYERS	GP	G	A	PTS	PIM	PPG	SHG	GWG	LB	SHOTS	PT/G	SOG	FO
92	Smith, Dhane	4	13	14	27	2	2	1	1	14	84	.155	63	0-0
17	Benesch, Ryan	4	10	12	22	4	4	0	1	32	54	.185	43	0-0
66	Hill, Alex Kedoh	4	10	4	14	7	3	0	0	25	25	.400	20	0-0
19	Culp, Chad	4	4	9	13	6	0	0	0	11	25	.160	15	0-0
9	Steenhuis, Mark	4	6	5	11	6	1	0	0	18	39	.154	29	0-0
93	Malcom, Anthony	4	5	2	7	2	0	0	0	12	25	.200	17	0-0
24	Jones, Mitch	4	2	5	7	0	0	0	0	25	13	.154	9	0-0
20	Weiss, Nick	4	1	5	6	4	0	0	0	22	7	.143	5	1-3
8	Brownell, Kevin	4	1	4	5	0	0	0	0	27	3	.333	1	0-0
75	Thorimbert, Jay	4	1	2	3	0	0	0	0	41	5	.200	3	73-115
22	Watt, Andrew	4	1	1	2	2	0	0	0	20	3	.333	1	0-0
13	Brock, David	4	0	2	2	21	0	0	0	22	4	.000	2	0-0
36	Veltman, Daryl	4	0	2	2	0	0	0	0	9	16	.000	13	0-0
44	Cosmo, Anthony	4	0	2	2	0	0	0	0	8	0	.000	0	0-0
23	Priolo, Steve	4	0	1	1	2	0	0	0	19	2	.000	1	0-0
3	Smith, Billy Dee	4	0	0	0	6	0	0	0	2	0	.000	0	0-0
12	de Snoo, Mitch	4	0	0	0	10	0	0	0	20	0	.000	0	0-0

#	GOALIES	GP	MIN	W	L	GA	GAA	SV	SV%
44	Anthony Cosmo	4	240:00	2	2	47	11.75	164	.777
65	Davide DiRuscio	4	0:00	0	0	0	0.000	0	.000



A

PLAYER (SEASON)	GP	G	A	PTS	PIM	UNIF./NO.
Accursi, Mike (00-04, 08-10)	108	207	163	370	108	44
Aird, Stu (93-95)	24	24	35	59	18	36
Alexander, Kevin (92-93)	14	35	10	45	7	26
Avery, Ryan (06)	3	0	1	1	0	60

B

PLAYER (SEASON)	GP	G	A	PTS	PIM	UNIF./NO.
Batley, Jamie (95,99)	20	16	24	40	33	12, 15
Batson, Jamie (15-16)	4	0	2	2	0	4
Bender, Carter (13)	3	1	2	3	0	89
Benedict, Mike (99)	3	2	3	5	0	6
Benesch, Ryan (14-16)	53	119	164	283	33	17
Bennett, Matthew (15-16)	15	0	5	5	16	15
Bissell, Jim (92-93)	10	4	4	8	4	21
Bomberry, Cam (99)	4	2	4	6	0	18
Bomberry, Cory (06-09)	62	69	134	203	56	72
Bomberry, Tim (99)	2	0	0	0	2	14
Bonterre, Troy (06-07)	15	0	2	2	92	2
Brock, David (13-16)	60	15	23	38	101	13
Brownell, Kevin (13-16)	55	19	37	56	37	8
Brunsch, Kevin (00)	3	0	1	1	0	33
Bryan, Glen (13-14)	30	4	7	11	15	18, 27
Buchanan, Kevin (12)	15	10	19	29	0	33
Bucktooth, Brett (07-11)	47	45	50	95	45	26
Burnam, Mark (92-93)	11	2	5	7	8	12

C

PLAYER (SEASON)	GP	G	A	PTS	PIM	UNIF./NO.
Caines, Aime (03-05)	35	33	36	69	31	49
Callan, Bill (97)	9	7	7	14	23	77
Candy, Drew (04-05)	16	2	4	6	65	25
Catton, Rich (00-01)	21	4	8	12	34	88
Cecconi, Dean (95-99)	45	36	25	61	79	44
Clancy, Kyle (10-11)	15	11	22	33	8	22
Clark, Chris (98-99)	3	0	1	1	2	91, 34
Clark, Jason (02, 04)	21	19	27	46	6	61, 19
Cochrane, Mark (94-95)	11	4	9	13	21	9
Collins, Derek (01)	5	0	7	7	0	48
Colsey, Roy (02, 04)	8	12	9	21	6	3, 33
Corbeil, Chris (10-11)	28	8	12	20	12	15
Cordingley, Troy (93-99)	61	96	137	233	103	40
Cornwall, Jeff (12)	5	0	1	1	0	13
Cosmo, Anthony (12-16)	75	0	42	42	8	44
Cotter, Nick (13)	6	4	6	10	19	37
Couling, Kyle (00-07)	113	15	43	58	201	27
Cowie, Ross (92-98)	47	0	26	26	20	1
Cox, Kevin (96-97)	2	0	0	0	0	19
Critch, Jordan (13-14)	5	3	2	5	0	91
Crosbie, Jason (03-05, 06-07)	65	81	106	187	52	54
Croswell, Brian (09)	4	0	0	0	42	12
Culp, Chad (11-16)	89	71	115	186	111	20, 19



D

PLAYER (SEASON)	GP	G	A	PTS	PIM	UNIF./NO.
Day, Paul (92)	8	3	4	7	16	46
de Snoo, Mitch (16)	16	1	7	8	8	12
Derks, Jonas (02-05)	39	71	67	138	58	25, 13
Dietrich, Steve (02-07)	83	0	48	48	0	30
Diruscio, Davide (15-16)	22	0	2	2	4	65
Disher, Matt (99-00)	17	0	14	14	0	1
Doddridge, Neil (96-97, 99)	31	27	28	55	89	21, 18, 9
Dostie, Kevin (07-10)	54	75	82	157	30	51
Dowling, Ted (96-97, 01)	24	46	37	83	48	21
Driscoll, Chris (99-02, 10)	37	49	85	134	2	55, 93
Dudun, Andy (01)	2	1	1	2	2	19

E

PLAYER (SEASON)	GP	G	A	PTS	PIM	UNIF./NO.
Edmands, Gary (96)	1	1	5	6	9	20
Emmick, Tom (92-93)	13	5	3	8	29	37
England, Craig (16)	1	0	2	2	0	88

F

PLAYER (SEASON)	GP	G	A	PTS	PIM	UNIF./NO.
Fannel, Steve (96-99)	44	5	26	31	75	5
Ferreira, Tyler (16)	4	2	4	6	0	21
Fisher, Bob (99)	1	1	1	2	0	23
Floris, Greg (04-05)	7	1	2	3	6	26
Fowler, Corey (15)	1	0	1	1	0	91
Francey, Tyler (05)	9	1	0	1	30	19
Francis, Brandon (08-12)	47	5	11	16	226	84
Fraser, Randy (02-04)	13	1	3	4	21	18

G

PLAYER (SEASON)	GP	G	A	PTS	PIM	UNIF./NO.
Gelsvik, Craig (02-03)	27	1	10	11	73	26
General, Derek (04-05)	24	0	9	9	5	85
General, Miles (93)	6	1	0	1	10	6
Gerrie, Bill (92-95)	23	0	10	10	7	39
Gibson, Darryl (10-12)	27	0	13	13	40	91, 19
Giles, Mat (12-13)	16	18	31	49	35	27
Goodleaf, Angus (10-12)	11	0	3	3	2	55
Graham, Derek (98)	1	0	0	0	2	89
Greenhalgh, Sean (08-10)	21	18	31	49	5	19
Guze, Ray (03)	1	0	1	1	0	2

H

PLAYER (SEASON)	GP	G	A	PTS	PIM	UNIF./NO.
Hackel, Jamie (01-03)	21	2	2	4	62	55
Hall, Brian (92-97)	51	34	64	98	103	17
Hamley, Bob (92-95)	31	44	61	105	45	28
Harasym, Jon (05-06, 10-13)	73	14	34	48	128	7
Hardill, Jeff (94)	8	2	6	8	12	21
Hasen, Mike (96-99)	36	10	35	45	64	10
Henhawk, Jason (98)	3	4	1	5	0	88
Henry, Bob (93-99, 02)	27	4	7	11	45	33, 9



H

PLAYER (SEASON)	GP	G	A	PTS	PIM	UNIF./NO.
Henry, Donald (97)	1	0	0	0	0	18
Hill, Alexander "Kedoh" (13-16)	38	42	52	94	63	66
Hill, Clay (05-11)	99	14	47	61	59	5, 28, 65
Hiltz, Gerry (92)	7	10	9	19	17	6
Hochstadt, Scott (00)	4	3	3	6	0	66
Holmes, Sean (01)	1	0	0	0	0	8
Hominuck, Mike (04-05, 13)	22	20	15	35	18	90, 28
Hopcroft, Derek (13)	4	4	7	11	17	20
Howard, Kevin (02)	5	1	3	4	2	15

I

PLAYER (SEASON)	GP	G	A	PTS	PIM	UNIF./NO.
Irving, Travis (11-12)	18	1	5	6	75	88

K

PLAYER (SEASON)	GP	G	A	PTS	PIM	UNIF./NO.
Kazarian, Bryan (04-06)	28	3	22	25	32	97
Keenan, Derek (92-93)	16	48	35	83	13	45
Kelusky, Tracey (11-13)	35	37	55	92	22	17
Kerr, Bill (92-94)	8	0	1	1	4	13
Kilgour, Darris (92-99)	62	128	127	255	257	35, 43
Kilgour, Rich (92-09)	200	94	223	317	273	33, 16
Kilgour, Travis (95-00)	51	54	60	114	55	37, 22
Kirkby, Rob (01-02)	22	5	20	25	46	6
Kisslinger, Steve (99)	3	4	5	9	2	44
Komer, Scott (01, 13)	7	0	2	2	0	56, 38
Kruger, Rusty (08)	3	1	2	3	15	20

L

PLAYER (SEASON)	GP	G	A	PTS	PIM	UNIF./NO.
Landriault, Marc (02)	1	2	4	6	0	13
Langdale, Chris (02-04, 06)	54	4	25	29	101	32
Lantzy, Jon (93)	1	0	0	0	2	14
Laub, Derek (94-95)	12	8	5	13	6	7
Laverty, Kyle (04-08)	76	8	25	33	296	17
Lazore, Andrew (08)	2	3	2	5	0	4
Lay, Glen (93-95)	16	12	7	19	12	5
Leies, Tyson (94)	7	6	3	9	19	49
Levis, Chris (98, 02)	13	0	0	0	0	77, 33
Llord, Ian (08-12)	65	8	30	38	118	2
Lopez, Mario (00)	5	6	5	11	6	4
Luke, Jason (96-98)	29	29	38	67	57	24

M

PLAYER (SEASON)	GP	G	A	PTS	PIM	UNIF./NO.
Maddalena, Pat (00-02)	40	58	38	96	14	42
Malawsky, Derek (00-01)	24	51	80	131	37	18
Malcom, Anthony (16)	17	17	21	38	2	93
Matthews, Joel (13-14)	2	2	0	2	2	4
McCready, Pat (02-09)	112	71	135	206	251	23, 10
McCullough, Ben (11)	1	0	0	0	17	0



M

PLAYER (SEASON)	GP	G	A	PTS	PIM	UNIF./NO.
McDermott, Ryan (99)	1	0	1	1	0	2
McNamara, Mike (12-13)	13	0	4	4	19	10, 14
Meagher, Bill (92-94)	18	3	4	7	8	22, 9
Mearns, Randy (93,02)	23	17	27	44	8	18, 36
Montour, Ken (02, 06, 08-10)	39	0	14	14	0	33, 29
Montour, Tom (04-05, 09-12)	57	28	54	82	74	63
Mooradian, Mike (92,99)	10	8	9	17	27	98, 40
Mutch, Darren (04)	6	0	0	0	14	10

N

PLAYER (SEASON)	GP	G	A	PTS	PIM	UNIF./NO.
Nikula, Brian (94)	8	8	1	9	8	12

O

PLAYER (SEASON)	GP	G	A	PTS	PIM	UNIF./NO.
Ogilvie, Andy (99-04)	47	9	50	59	235	19, 10, 20
O'Hanlon, Bill (92)	8	5	1	6	0	16
O'Neill, Marty (99-00)	13	0	11	11	6	48
O'Toole, Pat (96-98)	26	0	28	28	2	31

P

PLAYER (SEASON)	GP	G	A	PTS	PIM	UNIF./NO.
Panos, Chris (99)	8	16	9	25	9	53
Parke, Peter (97)	3	2	2	4	2	15
Petkoff, Drew (13)	3	0	2	2	0	56
Phair, Tom (96-98)	29	19	23	42	151	4
Piccarreto, Brandon (01)	7	0	4	4	4	77
Plunkett, Lindsay (03,06)	13	15	18	32	8	12
Powell, Ryan (01-02, 04)	25	30	32	62	21	2, 22
Powless, Barry (92)	3	0	3	3	6	15
Powless, Delby (05-10)	78	74	127	146	28	99, 8
Powless, Neal (04)	11	9	10	19	4	6
Priolo, Steve (10-16)	105	24	66	90	315	23
Prat, Chris (00)	12	20	15	35	14	7
Purves, Jimmy (11-13)	21	6	4	10	49	98

Q

PLAYER (SEASON)	GP	G	A	PTS	PIM	UNIF./NO.
Quinn, Corey (03-04)	18	0	1	1	5	31

R

PLAYER (SEASON)	GP	G	A	PTS	PIM	UNIF./NO.
Redwood, Chris (95)	5	1	0	1	0	49
Resetarits, Frank (10-12)	20	15	16	31	15	5
Resetarits, Joe (14-15)	27	32	31	63	6	5
Rooney, Jamie (13-15)	15	11	17	28	6	90
Rosa, John (95, 98-99)	30	10	29	39	41	13
Rothfuss, Brent (99)	1	1	1	2	0	33



S

PLAYER (SEASON)	GP	G	A	PTS	PIM	UNIF./NO.
Sams, Daniel (07)	2	0	0	0	0	86
Sanderson, Phil (07-09)	38	3	20	23	39	18
Sanderson, Ryan (97-98)	20	3	5	8	6	3, 94
Santos, Shaydon (98-00)	34	11	13	24	58	20
Schmelzle, Kyle (06, 08-10)	23	5	12	17	22	12, 24
Self, Scott (01, 11-13)	42	12	21	33	50	56, 4
Seller, Chris (00-03)	51	12	29	41	30	24
Seymour, Daryl (07)	7	0	1	1	4	21
Shannon, AJ (05-06, 10)	44	42	48	90	21	8, 18
Shattler, Jeff (06)	1	0	1	1	0	77
Shaughnessy, Andy (94)	8	1	5	6	17	44
Silcott, Brian (94,99)	15	0	8	8	8	4
Smith, Billy Dee (03-10, 12-16)	178	32	35	67	575	3
Smith, Dhane (13-16)	69	155	192	347	73	92
Smith, Hayden (13-14)	4	0	1	1	4	97
Smith, Joe (08-10)	21	0	3	3	6	14
Smith, Rory (14)	18	0	6	6	36	42
Squire, Clay (98)	6	0	2	2	13	55
Squire, Dallas (98)	8	7	6	13	2	92
Squire, Kim (06)	12	13	10	23	36	93
Squire, Rodd (95)	8	0	2	2	0	34
Steenhuis, Mark (03-16)	225	420	483	903	354	9
Steinwald, Matt (99)	5	2	4	6	2	24
Stevenson, Craig (99-00)	14	10	9	19	4	8
Suddons, Derek (13-15)	49	2	8	10	10	6, 7
Sullivan, Kelly (03)	3	2	0	2	4	19
Susheski, Kerry (03-04)	18	20	25	45	59	84
Swamp, Brandon (08-09)	13	3	8	11	18	12, 17
Sweeney, Kyle (12)	5	0	2	2	4	77
Sweet, D'Arcy (00-01)	26	29	37	66	31	17

T

PLAYER (SEASON)	GP	G	A	PTS	PIM	UNIF./NO.
Tavares, John (92-15)	306	815	934	1749	374	11
Tavares, Peter (03)	2	1	2	3	0	47
Teat, Dan (05-08)	59	84	121	205	48	15
Thenhaus, Brenden (07, 11)	20	19	20	39	10	19, 10
Thompson, Jeremy (12)	14	3	6	9	25	74
Thompson, Jerome (15-16)	15	10	19	29	12	2
Thompson, Mike (07-12)	59	0	17	17	5	66
Thorimbert, Jay (11-15)	92	18	35	53	33	75
Trudeau, Nick (98)	8	5	1	6	13	25

V

PLAYER (SEASON)	GP	G	A	PTS	PIM	UNIF./NO.
Veltman, Daryl (16)	17	14	24	38	2	36
Veltman, Jim (92-96)	40	55	113	168	42	32
Vilneff, Jim (99)	4	0	2	2	0	28
Vyse, Roger (06-12)	77	102	117	219	18	81



W

PLAYER (SEASON)	GP	G	A	PTS	PIM	UNIF./NO.
Wagar, Kurtis (13-14)	7	0	3	3	0	38
Wannamaker, Shane (00)	1	1	0	0	0	14
Warder, Bill (01)	5	1	1	2	10	39
Watt, Andrew (14-16)	27	4	5	9	46	22
Weiss, Nick (15-16)	27	13	9	22	50	20
Wetherup, Phil (01)	12	0	9	9	2	90
White, Chris (05-12)	116	3	49	52	258	6
Wilde, Mitch (14-16)	41	13	26	39	24	55
Wiles, Luke (12-13)	28	49	52	101	14	15
Will, Adam (16)	2	1	0	1	2	5
Williams, Shawn (00-01, 13-14)	58	99	132	231	18	51
Wilson, Aaron (13-14)	24	31	28	59	13	10

Z

PLAYER (SEASON)	GP	G	A	PTS	PIM	UNIF./NO.
Zaph, Casey (98)	3	1	1	2	2	12
Zulberti, John (92,94)	2	3	1	4	0	14

Any player who took part in at least one Bandits regular season game in his career is listed. Six players were on the Bandits' roster but never played a game for Buffalo: #5 - Tom Nelson ('92), #8 - Chris Goss ('92), #18 - Tom Gravante ('92), #2 - Clayton Henry ('93), #4 - Donald Henry ('95), and #41 - Vernon Jacobs ('95).



ALL-TIME GOALTENDER STATS

BANDIT'S HISTORY

2017 BANDITS MEDIA GUIDE



ALL-TIME GOALTENDER STATISTICS (RANKED ACCORDING TO VICTORIES – PLAYOFF RECORD IN PARENTHESES)

NAME	GP	MIN	GA	GAA	SV%	W	L	
Steve Dietrich	89	4,159	781	11.27	.779	47	23	(4-2)
Anthony Cosmo	79	3,799	740	11.69	.779	33	25	(4-6)
Mike Thompson	89	2,924	439	11.25	.772	31	16	(4-2)
Ross Cowie	47	1,810	467	15.48	.708	17	13	(3-2)
Ken Montour	47	1,578	278	10.57	.799	16	13	(2-1)
Bill Gerrie	23	874	224	15.38	.702	11	4	(4-1)
Matt Disher	17	889	236	15.93	.730	7	8	
Davide Diruscio	32	452	89	11.84	.778	6	3	
Phil Wetherup	12	480	126	15.76	.716	6	4	
Pat O'Toole	26	1,124	244	13.02	.737	5	3	(2-1)
Marty O'Neill	13	546	133	14.62	.723	5	4	(0-1)
Derek General	32	697	152	13.08	.740	5	5	(0-1)
Kurtis Wagar	33	359	72	12.04	.720	2	7	
Daniel Sams	5	75	10	8.00	.870	1	0	
Scott Komer	6	157	44	16.78	.659	1	0	
Corey Quinn	18	121	25	12.36	.755	1	1	(1-1)
Chris Levis	13	89	26	22.92	.623	1	1	
Derek Collins	5	196	48	14.73	.718	1	2	
Angus Goodleaf	35	458	83	10.87	.767	1	8	
Ryan Avery	6	30	6	12.00	.800	0	0	(0-1)
Scott Komer	1	0	0	0.00	.000	0	0	

Active players bolded



YEAR-BY-YEAR LEADERS

BANDITS HISTORY

2017 BANDITS MEDIA GUIDE



YEAR-BY-YEAR LEADERS

YEAR	GOALS	ASSISTS	POINTS	PENALTY MINUTES	LOOSE BALLS
1992	Derek Keenan (26)	Derek Keenan & Jim Veltman (23)	Derek Keenan (49)	Darris Kilgour (49)	Jim Veltman (111)
1993	John Tavares (35)	John Tavares (23)	John Tavares (58)	Darris Kilgour (31)	Jim Veltman (102)
1994	John Tavares (27)	Jim Veltman (24)	John Tavares (47)	Darris Kilgour & Tyson Leies (19)	Jim Veltman (130)
1995	John Tavares (24)	Jim Veltman (24)	John Tavares (45)	Troy Cordingley (28)	Jim Veltman (91)
1996	John Tavares (41)	John Tavares (40)	John Tavares (81)	Tom Phair (53)	Pat O'Toole (138)
1997	John Tavares (37)	John Tavares (29)	John Tavares (66)	Tom Phair (58)	John Tavares (104)
1998	Darris Kilgour (37)	Troy Cordingley (31)	Darris Kilgour (66)	Tom Phair (58)	Pat O'Toole (81)
1999	John Tavares (33)	John Tavares (34)	John Tavares (67)	Neil Doddridge (41)	John Tavares (112)
2000	John Tavares (34)	John Tavares (49)	John Tavares (83)	Andy Ogilvie (59)	John Tavares (105)
2001	John Tavares (51)	John Tavares (64)	John Tavares (115)	Andy Ogilvie (51)	John Tavares (159)
2002	Roy Colsey (47)	John Tavares (46)	John Tavares (88)	Craig Gelsvik (42)	Pat McCready (173)
2003	John Tavares (49)	John Tavares (58)	John Tavares (107)	Andy Ogilvie (56)	Steve Dietrich (165)
2004	John Tavares (49)	John Tavares (44)	John Tavares (93)	Kyle Laverty (63)	Pat McCready (166)
2005	John Tavares (43)	John Tavares (59)	John Tavares (102)	Billy Dee Smith (60)	John Tavares (126)
2006	Mark Steenhuis (34)	John Tavares (53)	John Tavares (85)	Chris White (51)	Pat McCready (154)
2007	John Tavares (42)	John Tavares (61)	John Tavares (103)	Kyle Laverty (66)	Pat McCready (126)
2008	Mark Steenhuis (34)	John Tavares (58)	John Tavares (87)	Kyle Laverty (70)	Mark Steenhuis & Pat McCready (121)
2009	Mark Steenhuis & John Tavares (51)	Mark Steenhuis (50)	Mark Steenhuis (101)	Brian Crowell (42)	Phil Sanderson (137)
2010	Mark Steenhuis (36)	Mark Steenhuis (54)	Mark Steenhuis (90)	Ian Llord & Brandon Francis (53)	Tom Montour (112)
2011	John Tavares (32)	John Tavares (46)	John Tavares (78)	Brandon Francis (70)	Chris Corbeil (121)
2012	John Tavares (41)	John Tavares (39)	John Tavares (80)	Brandon Francis (69)	Scott Self (78)
2013	Dhane Smith (24)	Shawn Williams (46)	Shawn Williams (65)	David Brock & Steve Priolo (46)	Jay Thorimbert (180)
2014	Mark Steenhuis (31)	Ryan Benesch (53)	Ryan Benesch (78)	Steve Priolo (65)	Jay Thorimbert (191)
2015	Ryan Benesch (55)	Dhane Smith (68)	Ryan Benesch (113)	Billy Dee Smith (53)	Jay Thorimbert (246)
2016	Dhane Smith (72)	Dhane Smith (65)	Dhane Smith (137)	Steve Priolo (61)	Jay Thorimbert (129)



INDIVIDUAL SINGLE-GAME RECORDS

BANDIT'S HISTORY

2017 BANDITS MEDIA GUIDE



BUFFALO BANDITS SINGLE-GAME INDIVIDUAL RECORDS

MOST GOALS:	8	Mark Steenhuis at Toronto	February 20, 2009
	7	Mark Steenhuis vs. Rochester	April 25, 2015
		Mark Steenhuis vs. Rochester	January 16, 2009
		John Tavares vs. Colorado	March 24, 2007
		Mark Steenhuis vs. Rochester	March 25, 2006
		John Tavares vs. Calgary	January 25, 2003
		John Tavares vs. Columbus	January 6, 2001
		Darris Kilgour at Ontario	February 21, 1998
MOST ASSISTS:	13*	Mark Steenhuis vs. Toronto	February 14, 2009
	10	John Tavares vs. Minnesota	January 20, 2007
		John Tavares at Washington	March 23, 2002
		Derek Keenan vs. Baltimore	March 13, 1992
MOST POINTS:	17*	Mark Steenhuis vs. Toronto	February 14, 2009
	14	Derek Malawsky vs. Philadelphia	January 20, 2001
		Derek Keenan vs. Baltimore	March 13, 1992
MOST PENALTY MINUTES:	37	Troy Bonterre at Rochester	April 14, 2007
MOST SHOTS ON GOAL:	20	Dhane Smith vs. Vancouver	March 25, 2016
	20	John Tavares vs. Baltimore	March 3, 1998
MOST LOOSE BALLS RECOVERED:	29	Jim Veltman vs. Baltimore	January 23, 1993
		Jim Veltman vs. Philadelphia	Feb. 27, 1993
MOST SAVES:	60	Daniel Sams at Chicago	February 24, 2008
FEWEST SAVES:	22	Kurtis Wagar vs. Rochester	April 20, 2013

*- Indicates NLL Record



INDIVIDUAL SINGLE-GAME RECORDS

BANDIT'S HISTORY

2017 BANDITS MEDIA GUIDE



OPPONENT SINGLE-GAME INDIVIDUAL RECORDS

MOST GOALS:	8	Roy Colsey, New York	April 7, 2001
		Paul Gait, Detroit	January 25, 1992
MOST ASSISTS:	11	Dan Dawson, Rochester	January 31, 2015
		Garrett Billings, Toronto	March 31, 2012
		Derek Malawsky, Rochester	January 5, 2002
MOST POINTS:	15	Garrett Billings, Toronto	March 31, 2012
	13	Derek Malawsky, Rochester	January 5, 2002
MOST PENALTY MINUTES:	37	Geoff Snider, Philadelphia	February 24, 2007
MOST SHOTS ON GOAL:	19	Paul Gait, Detroit	January 25, 1992
		Lewis Ratcliff, Washington	April 28, 2012
MOST LOOSE BALLS RECOVERED:	28	Derek General, New Jersey	April 5, 2003



ALL-TIME SINGLE-SEASON LEADERS BANDITS HISTORY

2017 BANDITS MEDIA GUIDE



MOST GOALS

GOALS	PLAYER	YEAR
72*	Dhane Smith	2016
55	Ryan Benesch	2015
51	Mark Steenhuis	2009
51	John Tavares	2009
51	John Tavares	2001
49	John Tavares	2004
49	John Tavares	2003
46	Shawn Williams	2001
43	John Tavares	2005
42	John Tavares	2002
42	John Tavares	2007

MOST ASSISTS

ASSISTS	PLAYER	YEAR
68	Dhane Smith	2015
65	Dhane Smith	2016
64	John Tavares	2001
61	John Tavares	2007
59	John Tavares	2005
59	Mark Steenhuis	2015
58	John Tavares	2008
58	John Tavares	2003
58	Ryan Benesch	2015
54	Mark Steenhuis	2010

MOST POINTS

GOALS	PLAYER	YEAR
137*	Dhane Smith	2016
115	John Tavares	2001
113	Ryan Benesch	2015
107	John Tavares	2003
107	Dhane Smith	2015
103	John Tavares	2007
102	John Tavares	2005
101	Mark Steenhuis	2009
95	Mark Steenhuis	2009
94	John Tavares	2009

MOST SHOTS ON GOALS

SOG	PLAYER	YEAR
337	Dhane Smith	2016
207	Roy Colsey	2002
202	John Tavares	2003
196	Ryan Benesch	2016
190	Mark Steenhuis	2016
188	Dhane Smith	2015
186	Mark Steenhuis	2009
185	Ryan Benesch	2015
184	John Tavares	2005
176	Mike Accursi	2003

MOST PENALTY MINUTES

PIM	PLAYER	YEAR
70	Brandon Francis	2011
69	Brandon Francis	2012
65	Steve Priolo	2014
63	Kyle Laverty	2004
61	Steve Priolo	2016
59	Andy Ogilvie	2000
59	Chris White	2008
58	Tom Phair	1997
58	Billy Dee Smith	2005
58	Kyle Laverty	2007

MOST HAT TRICKS

HT	PLAYER	YEAR
16	Dhane Smith	2016
12	John Tavares	2004
12	Shawn Williams	2001
11	Mark Steenhuis	2009
11	Ryan Benesch	2015
10	John Tavares	2009
9	John Tavares	2005
9	John Tavares	2003
9	John Tavares	2001
8	Luke Wiles	2012
8	John Tavares	2007
8	John Tavares	2002
8	John Tavares	1996
8	John Tavares	1993

MOST GAME-WINNING GOALS

GWG	PLAYER	YEAR
5	Dhane Smith	2016
5	John Tavares	2007
4	Ryan Benesch	2015
3	John Tavares	2012
3	John Tavares	2011
3	John Tavares	2009
3	Mark Steenhuis	2009
3	Mark Steenhuis	2008
3	Mark Steenhuis	2007
3	Mark Steenhuis	2006
3	Mark Steenhuis	2004
3	John Tavares	2003
3	John Tavares	2000
3	John Tavares	1992

MOST LOOSE BALLS RECOVERED

LB	PLAYER	YEAR
246*	Jay Thorimbert	2015
191	Jay Thorimbert	2014
180	Jay Thorimbert	2013
173	Pat McCready	2002
166	Pat McCready	2004
165	Steve Dietrich	2003
159	John Tavares	2001
156	Steve Dietrich	2002
155	John Tavares	2003
154	Pat McCready	2006

MOST GAMES BY A GOALIE

GAMES	PLAYER	YEAR
18	Anthony Cosmo	2016
18	Davide Deruscio	2016
18	Anthony Cosmo	2014
17	Anthony Cosmo	2015
16	Anthony Cosmo	2013
16	Mike Thompson	2007
15	Steve Dietrich	2006
15	Steve Dietrich	2005
15	Steve Dietrich	2003
15	Steve Dietrich	2002

Active players bolded * Indicates league record



ALL-TIME SINGLE-SEASON LEADERS BANDITS HISTORY

2017 BANDITS MEDIA GUIDE



MOST MINUTES BY A GOALIE

MIN	PLAYER	YEAR
1,064	Anthony Cosmo	2014
1,014	Anthony Cosmo	2015
845	Steve Dietrich	2002
838	Steve Dietrich	2003
813	Steve Dietrich	2006
763	Mike Thompson	2011
750	Steve Dietrich	2005
711	Anthony Cosmo	2016
652	Ken Montour	2009
628	Anthony Cosmo	2013

MOST WINS BY A GOALIE

WINS	PLAYER	YEAR
11	Steve Dietrich	2003
10	Mike Thompson	2011
10	Steve Dietrich	2006
10	Anthony Cosmo	2015
9	Steve Dietrich	2005
8	Anthony Cosmo	2016
8	Anthony Cosmo	2014
8	Ken Montour	2009
7	Steve Dietrich	2002
7	Pat O'Toole	1996

MOST LOSSES BY A GOALIE

LOSSES	PLAYER	YEAR
9	Anthony Cosmo	2014
7	Steve Dietrich	2002
6	Kurtis Wagar	2013
5	Matt Disher	1999
5	Anthony Cosmo	2015
4	Ken Montour	2008
4	Anthony Cosmo	2013
4	Mike Thompson	2012
4	Ken Montour	2010
4	Steve Dietrich	2005
4	Derek General	2004
4	Steve Dietrich	2004
4	Phil Wetherup	2001

MOST SHOTS FACED BY A GOALIE

SHOTS	PLAYER	YEAR
943	Anthony Cosmo	2014
872	Anthony Cosmo	2015
760	Steve Dietrich	2002
703	Steve Dietrich	2006
647	Steve Dietrich	2005
642	Steve Dietrich	2003
640	Anthony Cosmo	2016
573	Mike Thompson	2011
569	Derek General	2004
563	Anthony Cosmo	2013

MOST GOALS BY A ROOKIE

GOALS	PLAYER	YEAR
26	Derek Keenan	1992
24	Dhane Smith	2013
23	Darris Kilgour	1992
22	Kevin Alexander	1992
21	John Tavares	1992
20	Delby Powless	2005
17	Anthony Malcom	2016
17	Ryan Powell	2001
15	D'Arcy Sweet	2000
13	Bob Hamley	1992

MOST ASSISTS BY A ROOKIE

ASSISTS	PLAYER	YEAR
24	Delby Powless	2005
23	Derek Keenan	1992
23	Jim Veltman	1992
22	John Tavares	1992
21	Anthony Malcom	2016
20	Dhane Smith	2013
18	Ryan Powell	2001
17	Brian Hall	1992
16	Darris Kilgour	1992
15	AJ Shannon	2004
15	D'Arcy Sweet	2000
15	Bob Hamley	1992

MOST POINTS BY A ROOKIE

POINTS	PLAYER	YEAR
49	Derek Keenan	1992
44	Dhane Smith	2013
44	Delby Powless	2005
43	John Tavares	1992
39	Darris Kilgour	1992
38	Anthony Malcom	2016
35	Ryan Powell	2001
31	Jim Veltman	1992
30	D'Arcy Sweet	2000
28	Bob Hamley	1992

MOST PENALTY MINUTES BY A ROOKIE

PIM	PLAYER	YEAR
53	Tom Phair	1996
49	Darris Kilgour	1992
46	Billy Dee Smith	2003
35	Mike Mooradian	1992
27	Troy Cordingley	1993
26	John Tavares	1992
22	Steve Priolo	2010
21	D'Arcy Sweet	2000
21	Tyson Leies	1994
19	Adam Ogilvie	1999

NOTES

1992-95	8-game regular season
1996-97	10-game regular season
1998-00	12-game regular season
2000-01	14-game regular season
2001-13	16-game regular season
2014-16	18-game regular season

* Indicates league record



CAREER REGULAR-SEASON LEADERS

BANDITS HISTORY

2017 BANDITS MEDIA GUIDE



GAMES PLAYED

John Tavares	306*
Mark Steenhuis	225
Rich Kilgour	200
Billy Dee Smith	178
Chris White	116
Kyle Couling	113
Pat McCready	112
Mike Accursi	108
Steve Priolo	105
Clay Hill	99

POINTS

John Tavares	1,749*
Mark Steenhuis	903
Mike Accursi	370
Dhane Smith	347
Rich Kilgour	317
Ryan Benesch	283
Darris Kilgour	255
Troy Cordingley	233
Shawn Williams	231
Roger Vyse	219

FACEOFFS WON

Jay Thorimbert	1,305
Cory Bomberry	365
Rich Kilgour	359
Mike Accursi	298
Darris Kilgour	255
Brandon Francis	228
Rob Kirkby	225
Tom Phair	179
Brian Silcott	176
Kevin Alexander	137

GOALS

John Tavares	815*
Mark Steenhuis	420
Mike Accursi	207
Dhane Smith	155
Darris Kilgour	128
Ryan Benesch	119
Roger Vyse	102
Shawn Williams	99
Troy Cordingley	96
Rich Kilgour	94

PENALTY MINUTES

Billy Dee Smith	597
John Tavares	374
Mark Steenhuis	349
Steve Priolo	315
Kyle Laverty	296
Chris White	279
Rich Kilgour	273
Darris Kilgour	257
Pat McCready	251
Andy Ogilvie	235

SAVES

Steve Dietrich	2,748
Anthony Cosmo	2,606
Mike Thompson	1,852
Ross Cowie	1,133
Ken Montour	1,103
Pat O'Toole	682
Matt Disher	638
Jim Vilneff	562
Bill Gerrie	524
Derek General	433

ASSISTS

John Tavares	934*
Mark Steenhuis	483
Rich Kilgour	223
Dhane Smith	192
Ryan Benesch	164
Mike Accursi	163
Troy Cordingley	137
Pat McCready	135
Cory Bomberry	134
Shawn Williams	132

LOOSE BALLS

John Tavares	2,191
Mark Steenhuis	1,459
Pat McCready	990
Chris Driscoll	949
Jay Thorimbert	900
Rich Kilgour	824
Mike Accursi	573
Jim Veltman	559
Kyle Couling	515
Steve Priolo	491

WINS

Steve Dietrich	47
Anthony Cosmo	33
Mike Thompson	31
Ross Cowie	17
Ken Montour	16
Pat O'Toole	13
Bill Gerrie	11
Matt Disher	7
Davide Deruscio	6
Phil Wetherup	6

Active players bolded * Indicates league record



BANDITS PLAYOFF CAREER LEADERS

BANDITS HISTORY

2017 BANDITS MEDIA GUIDE



GAMES PLAYED

John Tavares	38*
Mark Steenhuis	29
Billy Dee Smith	25
Rich Kilgour	25
Pat McCready	16
Chris White	15
Darris Kilgour	13
Jay Thorimbert	12
Kyle Couling	12
Roger Vyse	12
Chad Culp	12

PENALTY MINUTES

Billy Dee Smith	75
Darris Kilgour	63
Ian Llord	42
Pat McCready	31
Chris White	30
John Tavares	27
Mark Steenhuis	26
Rich Kilgour	26
Brian Hall	24
David Brock	23

GAME-WINNING GOALS

Mark Steenhuis	8
John Tavares	4
Darris Kilgour	3
Kevin Dostie	2
Dhane Smith	1
Ryan Benesch	1
Jim Veltman	1
Kevin Alexander	1
Brian Hall	1
Dean Cecconi	1
Mike Accursi	1
Chad Culp	1

GOALS

John Tavares	84*
Mark Steenhuis	54
Mike Accursi	30
Dhane Smith	23
Darris Kilgour	23
Ryan Benesch	20
Kevin Dostie	15
Troy Cordingley	14
Jonas Derks	13
Bob Hamley	13
Rich Kilgour	13
Roger Vyse	13

LOOSE BALLS

John Tavares	273
Mark Steenhuis	193
Jim Veltman	123
Pat McCready	123
Jay Thorimbert	107
Rich Kilgour	89
Darris Kilgour	77
Billy Dee Smith	71
Brian Hall	69
Mike Accursi	67

SAVES

Anthony Cosmo	367
Steve Dietrich	277
Mike Thompson	269
Ross Cowie	235
Bill Gerrie	185
Ken Montour	127
Pat O'Toole	115
Corey Quinn	83

ASSISTS

John Tavares	116*
Mark Steenhuis	45
Darris Kilgour	32
Dhane Smith	26
Mike Accursi	26
Rich Kilgour	26
Delby Powless	25
Jim Veltman	25
Ryan Benesch	25
Jason Crosbie	24
Roger Vyse	24

FACEOFFS WON

Rich Kilgour	352
Darris Kilgour	255
Rob Kirkby	225
Tom Phair	179
Brian Silcott	176
Jay Thorimbert	174
Cory Bomberry	161
Kevin Alexander	137
Delby Powless	68
Shaydon Santos	51

WINS

Anthony Cosmo	4
Steve Dietrich	4
Bill Gerrie	4
Mike Thompson	4
Ross Cowie	3
Ken Montour	2
Pat O'Toole	2
Corey Quinn	1

POINTS

John Tavares	200*
Mark Steenhuis	99
Mike Accursi	56
Darris Kilgour	55
Dhane Smith	49
Ryan Benesch	45
Rich Kilgour	39
Roger Vyse	37
Jim Veltman	34
Chad Culp	33

Active players bolded * Indicates league record



TEAM GAME RECORDS - PLAYOFFS

BANDITS HISTORY

2017 BANDITS MEDIA GUIDE



GOALS

BANDITS GOALS

Most	22	(3/27/92 vs. Boston, 22-16)
Fewest	3	(5/9/09 vs. New York, 3-9)

OPPONENT GOALS

Most	26	(4/16/94 @ Philadelphia, 15-26)
Fewest	7	(5/7/12 @ Toronto, 6-7)

COMBINED GOALS

Most	41	(4/16/94 @ Philadelphia, 15-26)
Fewest	12	(5/9/09 vs. New York, 3-9)

MARGIN OF VICTORY

BANDITS MARGIN OF VICTORY

Most	9	(4/25/04 @ Toronto, 19-10)
Fewest	1	4x. Last: (4/30/11 vs. Boston, 11-10)

OPPONENT MARGIN OF VICTORY

Most	9	(4/16/94 @ Philadelphia, 15-26)
Fewest	1	4x. Last: (6/4/16 @ Saskatchewan, 10-11)



TEAM REGULAR-SEASON GAME RECORDS

BANDIT'S HISTORY

2017 BANDITS MEDIA GUIDE



TEAM REGULAR-SEASON GAME RECORDS

MOST

28 – February 24, 1996 vs. Charlotte (28-6)..... 4 – April 19, 2014 at Rochester (4-8)

BANDITS GOALS

FEWEST

23 – January 25, 1992 vs. Detroit (23-17)..... 4 – (2x) Last: March 21, 2009 vs. Portland (14-4)

OPPONENT GOALS

47 – March 13, 1992 vs. Baltimore (27-20)..... 12 – April 19, 2014 at Rochester (4-8)

COMBINED GOALS

22 – March 2, 1996 vs. Charlotte (28-6)..... 1 (36x) Last: February 26, 2016 at Saskatchewan (19-18, OT)

BANDITS MARGIN OF VICTORY

14 – April 6, 2013 at Minnesota (7-21)..... 1 – (34x) Last: January 16, 2016 at Colorado (14-15 OT)

OPPONENT MARGIN OF VICTORY

77 – February 10, 2001 vs. Washington 33 – (2x) Last: March 24, 2012 at Calgary

BANDITS SHOTS ON GOAL

144 – January 4, 1992 vs. New York..... 67 – April 20, 2013 at Rochester

COMBINED SHOTS ON GOAL

12 – March 13, 1992 vs. Baltimore 0 – (44x) Last: April 15, 2016 At Toronto (3rd)

BANDITS GOALS IN ONE QUARTER

17 – (2x) Last: Jan. 16, 2009 vs. Rochester (1st)..... 0 – (2x) Last: Last: February 8, 2014 at Rochester (1st)

BANDITS GOALS IN ONE HALF

9 – (2x) Last: April 8, 2000 vs. Philadelphia..... 0 – (50x) Last: March 25, 2016 vs. Vancouver (2nd)

GOALS ALLOWED BY BANDITS IN ONE QUARTER

13 – (6x) Last: January 5, 2002 vs. Rochester..... 0 – April 22, 2007 vs. Minnesota

GOALS ALLOWED BY BANDITS IN ONE HALF

MARGIN OF SHOTS ON GOAL FAVORING THE BANDITS

27 – January 29, 1994 at New York (60-33)

MARGIN OF SHOTS ON GOAL FAVORING THE OPPONENT

35 – March 24, 2012 at Calgary (33-68)

MOST PENALTY MINUTES BY THE BANDITS

83 – January 28, 2012 at Minnesota

MOST PENALTY MINUTES BY THE OPPONENT

90 – March 21, 2009 vs. Portland

MOST PENALTY MINUTES COMBINED

153 – March 21, 2009 vs. Portland

LONGEST GAME

69:55 – April 28, 2012 at Washington



ALL-TIME PLAYOFF RESULTS BANDITS HISTORY

2017 BANDITS MEDIA GUIDE



1992

NATIONAL DIVISION SEMIFINAL

March 27 Boston 16 at Buffalo 22
Attendance: 15,603
Game MVP: John Tavares, Buffalo
GWG: Jim Veltman
Goaltender: Bill Gerrie
Buffalo Goals: John Tavares - 6
 Kevin Alexander - 4, Brian Hall - 3
 Derek Keenan - 2, Darris Kilgour - 2
 Jim Veltman - 2, Jim Bissell - 1
 Bob Hamley - 1, Bill O'Hanlon - 1

NATIONAL DIVISION FINAL

April 4 Buffalo 19 at Detroit 16
Attendance: 4,136
Game MVP: Bill Gerrie, Buffalo
GWG: Kevin Alexander
Goaltender: Bill Gerrie
Buffalo Goals: Bob Hamley - 4, Derek Keenan - 3
 Kevin Alexander - 2, Jim Bissell - 2
 Brian Hall - 2, Darris Kilgour - 2
 Bill Meagher - 2, John Tavares - 2

MILL CHAMPIONSHIP

April 11 Buffalo 11 at Philadelphia 10 (OT)
Attendance: 13,017
Game MVP: John Tavares, Buffalo
GWG: John Tavares
Goaltenders: Bill Gerrie (w), Ross Cowie
Buffalo Goals: John Tavares - 4
 Kevin Alexander - 2, Tom Emmick - 1
 Bob Hamley - 1, Derek Keenan - 1
 Darris Kilgour - 1, Jim Veltman - 1

1993

NATIONAL DIVISION FINAL

April 3 Boston 10 at Buffalo 12
Attendance: 16,325
Game MVP: Derek Keenan, Buffalo
GWG: Brian Hall
Goaltender: Ross Cowie
Buffalo Goals: Derek Keenan - 4
 Kevin Alexander - 2, Stu Aird - 1
 Troy Cordingley - 1, Tom Emmick - 1
 Brian Hall - 1, Bob Hamley - 1
 Rich Kilgour - 1

MILL CHAMPIONSHIP

April 10 Philadelphia 12 at Buffalo 13
Attendance: 16,325
Game MVP: John Tavares, Buffalo
GWG: Darris Kilgour
Goaltender: Ross Cowie
Buffalo Goals: John Tavares - 4
 Kevin Alexander - 2, Darris Kilgour - 2
 Rich Kilgour - 2, Troy Cordingley - 1
 Bob Hamley - 1, Derek Keenan - 1

1994

NATIONAL DIVISION FINAL

April 9 Detroit 10 at Buffalo 16
Attendance: 15,836
Game MVP: Darris Kilgour, Buffalo
GWG: Darris Kilgour
Goaltender: Bill Gerrie
Buffalo Goals: Bob Hamley - 3, John Tavares - 3
 Darris Kilgour - 2, Tyson Leies - 2
 Brian Nikula - 2, Stu Aird - 1
 Troy Cordingley - 1
 Rich Kilgour - 1, Jim Veltman - 1

MILL CHAMPIONSHIP

April 16 Philadelphia 26 at Buffalo 15
Attendance: 16,284
Game MVP: Paul Gait, Philadelphia
GWG: Paul Gait
Goaltenders: Bill Gerrie, Ross Cowie
Buffalo Goals: John Tavares - 3, Jim Veltman - 3
 Bob Hamley - 2, Darris Kilgour - 2
 Tyson Leies - 2, Stu Aird - 1
 Troy Cordingley - 1, Glen Lay - 1



ALL-TIME PLAYOFF RESULTS BANDITS HISTORY

2017 BANDITS MEDIA GUIDE



1995

MILL SEMIFINAL

March 25 Philadelphia 19 at Buffalo 16
Attendance: 10,557
Game MVP: Gary Gait, Philadelphia
GWG: Steve Govett
Goaltenders: Ross Cowie, Bill Gerrie
Buffalo Goals: Troy Cordingley - 3
Derek Laub - 2, John Tavares - 2
Brian Hall - 2, Jim Veltman - 2
Dean Ceconi - 2, Jamie Batley - 1
Stu Aird - 1, Darris Kilgour - 1

1996

MILL SEMIFINAL

April 6 Rochester 10 at Buffalo 18
Attendance: 14,435
Game MVP: Travis Kilgour, Buffalo
GWG: John Tavares
Goaltender: Pat O'Toole
Buffalo Goals: Travis Kilgour - 4, John Tavares - 3,
Darris Kilgour - 3
Mark Cochrane - 1, Mike Hasen - 1
Rich Kilgour - 1, Brian Hall - 1
Ted Dowling - 1, Jason Luke - 1
Troy Cordingley - 1, Dean Ceconi - 1

MILL CHAMPIONSHIP

April 12 Philadelphia 10 at Buffalo 15
Attendance: 16,230
Game MVP: Pat O'Toole, Buffalo
GWG: Dean Ceconi
Goaltender: Pat O'Toole
Buffalo Goals: Troy Cordingley - 3
Jason Luke - 3, Ted Dowling - 2
Travis Kilgour - 2, Steve Fannell - 1
John Tavares - 1, Rich Kilgour - 1
Darris Kilgour - 1, Dean Ceconi - 1

1997

MILL SEMIFINAL

April 5 New York 10 at Buffalo 19
Attendance: 12,155
Game MVP: Ross Cowie, Buffalo
Goaltender: Ross Cowie
GWG: Darris Kilgour
Buffalo Goals: Ted Dowling - 4, Jason Like - 3
John Tavares - 3, Peter Parke - 2
Darris Kilgour - 2, Bill Callan - 2
Dean Ceconi - 1, Brian Hall - 1
Rich Kilgour - 1

MILL CHAMPIONSHIP

April 12 Rochester 15 at Buffalo 12
Attendance: 18,055
Game MVP: Steve Dietrich, Rochester
Goaltender: Ross Cowie
GWG: Paul Gait
Buffalo Goals: John Tavares - 4, Peter Parke - 2
Tom Phair - 1, Mike Hasen - 1
Rich Kilgour - 1, Darris Kilgour - 1
Dean Ceconi - 1, Bill Callan - 1
John Tavares - 1, Jonas Derks - 1
Kerry Susheski - 1

1998

NLL SEMIFINAL

April 18 Buffalo 12 at Philadelphia 17
Attendance: 9,795
Game MVP: Dallas Eliuk, Philadelphia
GWG: Michael Busza
Goaltender: Pat O'Toole
Buffalo Goals: Darris Kilgour - 4, Troy Cordingley - 3,
Travis Kilgour - 2, John Tavares - 2,
Rich Kilgour - 1

2000

NLL SEMIFINAL

April 21 Rochester 15 at Buffalo 11
Attendance: 7,873
Game MVP: John Grant, Rochester
GWG: John Grant
Goaltender: Matt Disher, Marty O'Neill
Buffalo Goals: Chris Prat - 3, Craig Stevenson - 3
John Tavares - 2, Mike Accursi - 2
Derek Malawsky - 1



ALL-TIME PLAYOFF RESULTS BANDITS HISTORY

2017 BANDITS MEDIA GUIDE



2003

NLL QUARTERFINAL

April 19 Calgary 9 at Buffalo 16
Attendance: 6,761
GWG: Mark Steenhuis, Buffalo
Goaltender: Corey Quinn
Buffalo Goals: John Tavares - 4, Jonas Derks - 3
Mike Accursi - 3, Jason Crosbie - 2
Pat McCready - 1, Duane Jacobs - 1
Mark Steenhuis - 1, Rich Kilgour - 1

NLL SEMIFINAL

April 26 Buffalo 13 at Rochester 16
Attendance: 8,834
Game MVP: Curt Malawsky, Rochester
GWG: John Grant
Goaltender: Corey Quinn
Buffalo Goals: Mike Accursi - 4, Aime Caines - 3
Duane Jacobs - 2, Jason Crosbie - 1
John Tavares - 1, Jonas Derks - 1
Kerry Susheski - 1

2004

EAST DIVISION SEMIFINAL

April 17 Buffalo 13 at Rochester 9
Attendance: 7,029
Game MVP: Mark Steenhuis, Buffalo
GWG: Mark Steenhuis
Goaltender: Steve Dietrich
Buffalo Goals: Mark Steenhuis - 5, Jonas Derks - 4
John Tavares - 2, Jason Crosbie - 1
Jason Clark - 1

EAST DIVISION FINAL

April 25 Buffalo 19 at Toronto 10
Attendance: 14,618
Game MVP: Steve Dietrich, Buffalo
GWG: Mike Accursi
Goaltender: Steve Dietrich
Buffalo Goals: Jonas Derks - 4, AJ Shannon - 4
Mike Accursi - 3, John Tavares - 2
Jason Clark - 2, Bryan Kazarian - 1
Mark Steenhuis - 1, Jason Crosbie - 1
Rich Kilgour - 1

2004

NLL CHAMPIONSHIP

May 7 Buffalo 11 at Calgary 14
Attendance: 19,289
Game MVP: Curtis Palidwor, Calgary
GWG: Jesse Phillips
Goaltender: Steve Dietrich
Buffalo Goals: John Tavares - 3, Mike Accursi - 3
Pat McCready - 2, Jonas Derks - 1
Mark Steenhuis - 1, Neal Powless - 1

2005

EAST DIVISION SEMIFINAL

April 23 Rochester 19 at Buffalo 14
Attendance: 10,014
Game MVP: Mark Steenhuis, Buffalo
GWG: John Grant
Goaltenders: Steve Dietrich, Derek General
Buffalo Goals: Mark Steenhuis - 5, AJ Shannon - 3,
John Tavares - 3, Dan Teat - 1,
Pat McCready - 1, Aime Caines - 1,
Delby Powless - 1

2006

EAST DIVISION SEMIFINAL

April 23 Minnesota 10 at Buffalo 11
Attendance: 8,110
Game MVP: John Tavares, Buffalo
GWG: Mark Steenhuis
Goaltender: Steve Dietrich
Buffalo Goals: John Tavares - 3, Mark Steenhuis - 2,
Dan Teat - 2, Pat McCready - 1,
Cory Bomberry - 1, Kim Squire - 1,
Delby Powless - 1

EAST DIVISION FINAL

April 29 Rochester 10 at Buffalo 15
Attendance: 10,897
Game MVP: Steve Dietrich, Buffalo
GWG: Mark Steenhuis
Goaltender: Steve Dietrich
Buffalo Goals: John Tavares - 3, Mark Steenhuis - 2,
Dan Teat - 2, Jason Crosbie - 2,
Cory Bomberry - 2, Roger Vyse - 2,
Billy Dee Smith - 1, Delby Powless - 1



ALL-TIME PLAYOFF RESULTS BANDITS HISTORY

2017 BANDITS MEDIA GUIDE



2006

NLL CHAMPIONSHIP

May 13 Colorado 16 at Buffalo 9
Attendance: 16,104
Game MVP: Gavin Prout, Colorado
GWG: Gavin Prout
Goaltender: Steve Dietrich, Ken Montour
Buffalo Goals: Troy Bonterre – 2, Mark Steenhuis – 1, John Tavares – 1, Dan Teat – 1, Jason Crosbie – 1, Roger Vyse – 1, Kim Squire – 1, Delby Powless – 1

2007

EAST DIVISION SEMIFINAL

April 22 Minnesota 8 at Buffalo 14
Attendance: 9,003
Game MVP: John Tavares, Buffalo
GWG: John Tavares
Goaltender: Michael Thompson
Buffalo Goals: John Tavares – 3, Kevin Dostie – 2, Dan Teat – 2, Jason Crosbie – 2, Clay Hill – 1, Pat McCready – 1, Brett Bucktooth – 1, Delby Powless – 1

EAST DIVISION FINAL

April 27 Buffalo 13 at Rochester 14 (OT)
Attendance: 8,558
Game MVP: Mike Accursi, Rochester
GWG: John Grant
Goaltender: Michael Thompson
Buffalo Goals: John Tavares – 2, Mark Steenhuis – 2, Brett Bucktooth – 2, Kevin Dostie – 2, Cory Bomberry – 2, Rich Kilgour – 1, Delby Powless – 1, Jason Crosbie – 1

2008

EAST DIVISION SEMIFINAL

May 2 Philadelphia 12 at Buffalo 14
Attendance: 9,344
Game MVP: Michael Thompson, Buffalo
GWG: Kevin Dostie
Goaltender: Michael Thompson
Buffalo Goals: Mike Accursi – 4, Kevin Dostie – 3, Billy Dee Smith – 2, Delby Powless – 2, John Tavares – 1, Brett Bucktooth – 1, Cory Bomberry – 1

EAST DIVISION FINAL

May 10 New York 12 at Buffalo 19
Attendance: 11,012
Game MVP: Mark Steenhuis, Buffalo
GWG: Kevin Dostie
Goaltender: Ken Montour
Buffalo Goals: Mark Steenhuis – 7, Brett Bucktooth – 3, Kevin Dostie – 3, John Tavares – 2, Mike Accursi – 2, Billy Dee Smith – 1, Roger Vyse – 1

NLL CHAMPIONSHIP

May 17 Portland 13 at Buffalo 14
Attendance: 18,690
Game MVP: Mark Steenhuis
GWG: Mark Steenhuis
Goaltender: Michael Thompson
Buffalo Goals: Mark Steenhuis – 5, Kevin Dostie – 3, John Tavares – 2, Billy Dee Smith – 1, Brett Bucktooth – 1, Mike Accursi – 1, Roger Vyse – 1



ALL-TIME PLAYOFF RESULTS BANDITS HISTORY

2017 BANDITS MEDIA GUIDE



2009

EAST DIVISION SEMIFINAL

May 2 Boston 8 at Buffalo 11
Attendance: 13,343
Game MVP: Mark Steenhuis, Buffalo
GWG: Mark Steenhuis
Goaltender: Ken Montour
Buffalo Goals: Mark Steenhuis – 4, John Tavares – 2, Sean Greenhalgh – 1, Kyle Schmelzle – 1, Thomas Montour – 1, Mike Accursi – 1, Cory Bomberry – 1

EAST DIVISION FINAL

May 19 Buffalo 3 at New York 9
Attendance: 5,644
Game MVP: Matt Vinc, New York
GWG: Brendan Mundorf
Goaltender: Ken Montour
Buffalo Goals: Kevin Dostie – 1, Sean Greenhalgh – 1, Mike Accursi – 1

2010

EAST DIVISION SEMIFINAL

May 6 Buffalo 11 at Toronto 13
Attendance: 9,367
Game MVP: Stephan LeBlanc, Toronto
GWG: Stephan LeBlanc
Goaltenders: Mike Thompson, Angus Goodleaf
Buffalo Goals: Mike Accursi – 6, Mark Steenhuis – 2, Brett Bucktooth – 2, Roger Vyse – 1

2011

EAST DIVISION SEMIFINAL

April 30 Boston 10 at Buffalo 11
Attendance: 11,273
Game MVP: Roger Vyse, Buffalo
GWG: John Tavares
Goaltender: Mike Thompson
Buffalo Goals: Roger Vyse – 4, John Tavares – 3, Mark Steenhuis – 2, Tracey Kelusky – 1, Chad Culp – 1

EAST DIVISION FINAL

May 7 Toronto 12 at Buffalo 11
Attendance: 12,349
Game MVP: Garrett Billings, Toronto
GWG: Garrett Billings
Goaltenders: Mike Thompson, Angus Goodleaf
Buffalo Goals: Kyle Clancy – 4, Roger Vyse – 3, Chad Culp – 2, Tracey Kelusky – 1, Clay Hill – 1

2012

EAST DIVISION SEMIFINAL

May 5 Buffalo 6 at Toronto 7
Attendance: 9,472
GWG: Brenden Thenhaus
Goaltender: Anthony Cosmo
Buffalo Goals: John Tavares – 2, Tracey Kelusky – 1, Scott Self – 1, Mark Steenhuis – 1, Luke Wiles – 1

2014

EAST DIVISION SEMIFINAL

May 3 Buffalo 15 at Toronto 13
Attendance: 7,867
GWG: Chad Culp
Goaltender: Anthony Cosmo
Buffalo Goals: Ryan Benesch – 7, John Tavares – 2, Chad Culp – 1, Mark Steenhuis – 1, Andrew Watt – 1, Shawn Williams – 1, Jamie Rooney – 1, Dhane Smith – 1

EAST DIVISION FINALS

Game 1: May 10 Rochester 8 at Buffalo 12
Attendance: 9,209
GWG: Dhane Smith
Goaltender: Anthony Cosmo
Buffalo Goals: Mark Steenhuis – 4, John Tavares – 4, Dhane Smith – 3, Chad Culp – 1

Game 2: May 17 Buffalo 8 at Rochester 13
Attendance: 8,651
GWG: Joel McCready
Goaltender: Anthony Cosmo
Buffalo Goals: Dhane Smith – 3, Jamie Rooney – 2, Mark Steenhuis – 1, John Tavares – 1, Ryan Benesch – 1

Mini-Game: May 17 Buffalo 1 at Rochester 2 (OT)
Attendance: 8,651
GWG: Cory Vitarelli
Goaltender: Anthony Cosmo
Buffalo Goals: Joe Resetarits – 1



ALL-TIME PLAYOFF RESULTS BANDITS HISTORY

2017 BANDITS MEDIA GUIDE



2015

EAST DIVISION SEMIFINAL

May 8 Buffalo 11 at Rochester 14
Attendance: 6,527
GWG: Dan Dawson
Goaltenders: Anthony Cosmo, Davide Diruscio
Buffalo Goals: Dhane Smith – 3, Ryan Benesch – 2, Alex Kedoh Hill – 2, Chad Culp – 2, Nick Weiss – 1, Mark Steenhuis – 1

2016

EAST DIVISION FINALS

Game 1: May 16 Buffalo 15 at New England 10
Attendance: 3,697
GWG: Dhane Smith
Goaltender: Anthony Cosmo
Buffalo Goals: Dhane Smith – 5, Alex Kedoh Hill – 4, Ryan Benesch – 3, Mark Steenhuis – 1, Chad Culp – 1, Mitch Jones – 1

Game 2: May 21 New England 15 at Buffalo 20
Attendance: 14,255
GWG: Ryan Benesch
Goaltender: Anthony Cosmo
Buffalo Goals: Alex Kedoh Hill – 4, Mark Steenhuis – 3, Ryan Benesch – 3, Chad Culp – 3, Dhane Smith – 3, Anthony Malcom – 2, Mitch Jones – 1, Jay Thorimbert – 1

2016

CHAMPION'S CUP FINALS

Game 1: May 28 Saskatchewan 11 at Buffalo 9
Attendance: 12,692
GWG: Ben McIntosh
Goaltender: Anthony Cosmo
Buffalo Goals: Dhane Smith – 3, Ryan Benesch – 2, Anthony Malcom – 2, Mark Steenhuis – 1, Alex Kedoh Hill – 1

Game 2: June 4 Buffalo 10 at Saskatchewan 11
Attendance: 15,182
GWG: Jeff Cornwall
Goaltender: Anthony Cosmo
Buffalo Goals: Ryan Benesch – 2, Dhane Smith – 2, Anthony Malcom – 1, Mark Steenhuis – 1, Alex Kedoh Hill – 1, Kevin Brownell – 1, Nick Weiss – 1, Andrew Watt – 1



ALL-TIME DRAFT HISTORY BANDITS HISTORY

2017 BANDITS MEDIA GUIDE



1991

PLAYER	RD.	NO.	POS.	FROM
Darris Kilgour	1		F	Nazareth College
John Zurberti	2		F	Syracuse University
Jacob Lazore	3		F	Nazareth College
Darren Mutch	4		F	Niagara University
Ross Cowie	5		G	Brock University

1992

PLAYER	RD.	NO.	POS.	FROM
Tom Marachek	1	6	F	Syracuse University
Troy Cordingley	2	12	F	Lakehead University
Miles General	3	18	F	Six Nations (OLA Jr. A)
Randy Mearns	4	24	F	Canisius College
Marty Calder	5	30	F	Brock University

1993

PLAYER	RD.	NO.	POS.	FROM
Gil Nieuwendyk	1	6	F	Barrie, Ontario
Andy Shaughnessy	2	12	F	Sir Sanford Fleming
Tyson Leies	3	18	F	Victoria (WLA)
Jeff Hardill	4	24	F	U. of Ottawa
Jamie Grimoldby	5	30	F	Georgian

1994

PLAYER	RD.	NO.	POS.	FROM
Rodd Squire	1	5	F	Six Nations (OLA Jr. A)
Grant Johnston	2	11	F	Brock University
Travis Kilgour	3	17	F	St. Catharines (OLA Jr. A)
Jamie Batley	3	18	F	UMBC
Mika Hasen	4	23	F	Brock University
Kevin Haynes	5	29	F	Loyola College

1995

PLAYER	RD.	NO.	POS.	FROM
Jason Luke	1	3	F	St. Catharines (OLA Jr. A)
Shaydon Santos	2	9	F	Brock University
John Grant, Jr.	3	15	F	Peterborough (OLA Jr. A)
Tracey Kelusky	4	21	F	Peterborough (OLA Jr. A)
Brian Beisel	5	27	F	Brampton (OLA Major)

1996

PLAYER	RD.	NO.	POS.	FROM
Mike Murray	1		F	Brampton (OLA Major)
Rusty Kruger	2		F	Orangeville (OLA Jr. A)
Gary Scott	3		F	Orangeville (OLA Jr. A)
Jim Rankin	4		G	Orangeville (OLA Jr. A)
Ryan Sanderson	5		F	Rochester Institute of Technology



ALL-TIME DRAFT HISTORY

BANDIT'S HISTORY

2017 BANDITS MEDIA GUIDE



1997

PLAYER	RD.	NO.	POS.	FROM
Casey Zaph	1	7	F	Peterborough (OLA Major)
Marty O'Brien	1	8	F	Whitby (OLA Jr. A)
Bob Henry	2	15	F	Six Nations (OLA Major)
Gary Scott	3	23	F	Orangeville
Clay Squire	4	31	F	Six Nations (OLA Major)
Sean Howe	5	39	F	St. Catharines (OLA Jr. A)
Cort Knodel	6	47	F	Canisius College
Chris Clark	7	55	F	Michigan State University
Chris Levis	8	63	G	Six Nations (OLA Jr. A)
Jeff Hanson	9	71	F	Burnaby (WLA Jr. A)

1998

PLAYER	RD.	NO.	POS.	FROM
Matt Disher	1	7	G	New Westminster (WLA Major)
John Fay	2	12	F	Duke University
Ryan McDermott	3	18	F	Nazareth College
D'Arcy Sweet	4	25	F	Butler University
Rich Schwanke	5	32	F	Hobart College
John Lipinski	5	33	F	St. Catharines (OLA Jr. A)
Andy Ogilvie	6	40	F	Coquitlam (WLA Major)
Jamie Bowen	7	47	F	North Shore (WLA Major)
Tim Bomberry	8	54	F	Six Nations (OLA Major)
Scott Komer	9	61	F	Burlington (OLA Jr. A)

1999

PLAYER	RD.	NO.	POS.	FROM
Todd Richard	2	10	F	University of Hartford
Pat Maddelena	2	14	F	Burlington (OLA Jr. A)
Trent Hill	3	19	F	Six Nations (OLA Jr. A)
Adam Pascal	3	20	F	Middlebury College
Steve Evans	3	22	F	Peterborough (OLA Jr. A)
Scott Self	4	27	F	Peterborough (OLA Jr. A)
Sean Holmes	5	35	F	Missaussaga (OLA Jr. A)
Scott Hochstadt	6	43	F	University of Maryland
Mario Lopez	6	51	F	University of Massachusetts
Josh Black	7	55	F	St. Catharines (OLA Major)
Marcus Maeus	8	59	F	Pace University
Tyler Francey	9	67	D	Whitby (OLA Jr. A)

2000

PLAYER	RD.	NO.	POS.	FROM
Ryan Powell	1	2	F	Syracuse University
Ryan Curtis	2	13	D	University of Virginia
Patrick Merril	2	15	F	Orangeville (OLA Jr. A)
Joe Ceglia	3	20	D	Syracuse University
Tim Byrnes	5	43	F	Syracuse University
Drew McKnight	6	52	F	University of Virginia
T.J. Durnan	7	61	F	Duke University
Jake Coon	8	65	G	Nazareth College
Jared Froot	8	70	D	Duke University
Kevin Kelley	9	79	F	Syracuse University



ALL-TIME DRAFT HISTORY BANDITS HISTORY

2017 BANDITS MEDIA GUIDE



2001

PLAYER	RD.	NO.	POS.	FROM
Brad Self	2	18	M	Peterborough (OLA Jr. A)
Bryan Sanchez	3	27	M	Middlebury College
Milan Gajic	5	67	D	Burnaby (WLA Jr. A)
Dan Bowman	6	74	D	St. Catherines (OLA Jr. A)
Randy McNeil	7	87	A	St. Josephs University
Al Terilli	8	100	M	Nazareth College
Jeff Hochalter	9	113	D	Burlington (OLA Jr. A)

2002

PLAYER	RD.	NO.	POS.	FROM
Billy Dee Smith	1	3	D	St. Catharines (OLA Jr. A)
Mike Longboat	4	43	F	St. Catharines (OLA Jr. A)
Tyler Harris	4	45	F	Clarington Green Gaels (OLA Jr. B)
Louis Alfred	5	55	F	Kahanawake (OLA Jr. B)
Vincent Crawford	7	79	D	Whitby (OLA Jr. A)
Francis Dostie	8	91	F	Brampton (OLA Jr. A)
Craig Sleeman	9	103	D	Nazareth College

2002 MONTREAL DISPERSAL DRAFT

RD (OVERALL)	PLAYER CHOSEN
1 (6)	Aime Caines
2 (18)	Kelly Sullivan

2003

PLAYER	RD.	NO.	POS.	FROM
A.J. Shannon	1	6	F	University of Virginia
Adam Doneger	4	36	F	Johns Hopkins University
Scott Gillingham	5	46	F	Mississauga
David Brown	6	56	D	Toronto Beaches
Nathan Russell	7	66	F	New Westminster
Jon Ianucci	8	77	F	Coquitlam

2003 OTTAWA DISPERSAL DRAFT

RD (OVERALL)	PLAYER CHOSEN
1 (9)	Jason Clark
2 (20)	Marc Landriault
3 (31)	Mike Hamilton

2004

PLAYER	RD.	NO.	POS.	FROM
Delby Powless	1	1	F	Rutgers University
Jamie Rooney	3	21	F	Elora Mohawks (OLA Jr. B)
Regy Van Velzen	4	41	F	Spartan Warriors (OLA Jr. B)
Chris Passavia	4	43	D	University of Maryland
Mike Weadick	5	54	F	Elora Mohawks (OLA Jr. B)
Brian Myers	6	65	F	Towson University

2004 VANCOUVER DISPERSAL DRAFT

RD (OVERALL)	PLAYER CHOSEN
1 (9)	Curt Malawsky



ALL-TIME DRAFT HISTORY BANDITS HISTORY

2017 BANDITS MEDIA GUIDE



2005

PLAYER	RD.	NO.	POS.	FROM
Jeff Shattler	1	10	F	Brampton (OLA Jr. A)
Roger Vyse	2	12	F	Limestone College
Mike Poulin	2	21	G	Orangeville (OLA Jr. A)
Ian Llord	4	42	D	St. Catharines (OLA Jr. A)
Gene Tundo Jr.	6	65	G	University of Massachusetts

2006

PLAYER	RD.	NO.	POS.	FROM
Brett Bucktooth	1	3	F	Syracuse University
Joe Walters	2	18	F	University of Maryland
Jay Thorimbert	2	24	D	Niagara (OLA Jr. B)
Brenden Thenhaus	3	37	F	Oakville (OLA Jr. B)
Brent Miller	4	47	D	Niagara (OLA Jr. B)
Nolan Godfrey	4	50	F	Merrimack College
Daniel Sams	5	76	G	Peterborough (OLA Jr. A)

2007

PLAYER	RD.	NO.	POS.	FROM
Brandon Swamp	2	18	F	SUNY Potsdam
Chris Lalonde	3	39	F	Wallaceburg (OLA Jr. B)
Jon Mason	5	65	F	Roanoke College
Brent Wiotowicz	5	67	F	Hamilton (OLA Jr. B)

2007 ARIZONA & BOSTON DISPERSAL DRAFT

RD (OVERALL)	PLAYER CHOSEN
1 (10)	Craig Conn
2 (15)	Brian Croswell
3 (34)	Joe Smith

2008

PLAYER	RD.	NO.	POS.	FROM
Eryn Jones	3	35	D	Six Nations (OLA)
Tory Gardner	4	49	D	Six Nations (OLA)
Shane Pollock	5	62	F	Wallaceburg (OLA Jr. B)
Dustin Dunn	6	65	D	SUNY Potsdam

2008 ARIZONA DISPERSAL DRAFT

RD (OVERALL)	PLAYER CHOSEN
1 (13)	Greg Hinman

2008 CHICAGO DISPERSAL DRAFT

RD (OVERALL)	PLAYER CHOSEN
1 (12)	Cody Jacobs
2 (21)	Cory Stringer

2009

PLAYER	RD.	NO.	POS.	FROM
Kyle Clancy	1	10	F	Peterborough (OLA Jr. A)
Chris Corbeil	2	15	D	Brampton (OLA Jr. A)
Steve Priolo	2	21	D	St. Catharines (OLA Jr. A)
Zach McIlmoyle	4	39	F	Peterborough (OLA Jr. A)
Matt Friedman	6	60	D	Canisius College



ALL-TIME DRAFT HISTORY BANDITS HISTORY

2017 BANDITS MEDIA GUIDE



2009 PORTLAND DISPERSAL DRAFT

RD (OVERALL)	PLAYER CHOSEN
1 (9)	Jamison Koesterer

2010

PLAYER	RD.	NO.	POS.	FROM
Travis Irving	1	9	F	New Westminster (BC Jr. A)
Ben McCullough	2	13	F	SUNY Potsdam
Wayne Van Every	2	21	F	Six Nations (OLA Jr. B)
Holdon Vyse	4	37	D	Six Nations (OLA Jr. A)
Jimmy Purves	5	47	F	Sarnia (OLA Jr. B)
Elija Printup	6	57	T	Six Nations (OLA Jr. A)
Jordan Costa	6	60	F	Mississauga (OLA Jr. B)

2010 ORLANDO DISPERSAL DRAFT

RD (OVERALL)	PLAYER CHOSEN
2 (16)	Jesse Guerin
3 (26)	Matt Brown

2011

PLAYER	RD.	NO.	POS.	FROM
Jeremy Thompson	2	9	T	Syracuse University
Jeff Cornwall	2	15	D	Coquitlam (BC Jr. A)
Connor Daly	3	24	D	Burlington (OLA Jr. A)
Jerome Thompson	3	25	F	Onondaga Community College
Billy Bitter	4	33	F	University of North Carolina
Dwight Bero	5	41	D	Dartmouth University
Lloyd Chrysler	6	51	D	St. Catharines (OLA Jr. A)

2011 BOSTON DISPERSAL DRAFT

RD (OVERALL)	PLAYER CHOSEN
1 (6)	Kevin Buchanan
2 (15)	Damon Edwards

2012

PLAYER	RD.	NO.	POS.	FROM
Dhane Smith	1	5	T	Kitchener-Waterloo (OLA Jr. A)
Hayden Smith	2	13	T	Orangeville (OLA Jr. A)
Jordan Critch	2	16	T	Orangeville (OLA Jr. A)
Carter Bender	2	18	F	Brampton (OLA Jr. A)
Kevin Brownell	3	22	T	Robert Morris University
Joel Matthews	4	31	F	University of Detroit Mercy
Wenster Green	5	40	D	Six Nations (OLA Jr. A)

2013

PLAYER	RD.	NO.	POS.	FROM
Nick Diachenko	2	14	T	University of Delaware
Mitch Wilde	2	15	T	Robert Morris University
Eric Penney	5	38	G	St. Catharines (OLA Jr. A)
Kevin Pym	6	47	T	Okotoks (OLA Jr. A)
Dylan Goddard	6	53	F	Clarington (OLA Jr. B)



ALL-TIME DRAFT HISTORY

BANDITS HISTORY

2017 BANDITS MEDIA GUIDE



2014

PLAYER	RD.	NO.	POS.	FROM
Brandon Goodwin	1	9	T	Adelphi University
Matthew Bennett	2	14	T	Brampton (OLA Jr. A)
Tyler Ferreira	2	18	F	Brampton (OLA Jr. A)
Jordan Dance	3	24	F	Orangeville (OLA Jr. A)
Mike Melnychenko	6	49	F	Chestnut Hill College

2015

PLAYER	RD.	NO.	POS.	FROM
Anthony Malcom	2	11	F	Mars Hill University
Mike Triolo	3	27	D	Pfeiffer University
Tim Edwards	4	36	D	Canisius College
Matthew Clearwater-Francisco	5	55	D	Mimico College

2016

PLAYER	RD.	NO.	POS.	FROM
Justin Martin	2	13	D	University of Guelph
Kevin Orleman	2	18	G	Delta (BC Jr. A)
TJ Sanders	3	31	F	Penn State University
Bryce Brochu	4	39	F	Wheeling Jesuit University
Drake Smith	5	47	T	Kitchener-Waterloo (OLA Jr. A)
Logan Holmes	6	52	F	Windsor (OLA Jr. B)



ALL-TIME HOME & AWAY RECORDS

BANDITS HISTORY

2017 BANDITS MEDIA GUIDE



ALL-TIME HOME RECORDS

YEAR	GP	W	L	GF	GA
1992	4	2	2	81	75
1993	4	4	0	72	53
1994	4	3	1	60	47
1995	4	2	2	61	54
1996	5	3	2	89	64
1997	5	3	2	75	76
1998	6	4	2	87	75
1999	6	1	5	78	94
2000	6	5	1	110	98
2001	7	4	3	131	100
2002	8	4	4	109	110
2003	8	8	0	127	82
2004	8	4	4	96	103
2005	8	5	3	106	96
2006	8	6	2	99	78
2007	8	6	2	120	97
2008	9	7	2	122	101
2009	8	5	3	126	80
2010	8	4	4	92	91
2011	8	4	4	89	95
2012	8	4	4	100	91
2013	8	2	6	78	101
2014	9	6	3	112	104
2015	9	7	2	123	97
2016	9	8	1	119	91

ALL-TIME AWAY RECORDS

GP	W	L	GF	GA
4	3	1	80	50
4	4	0	71	55
4	3	1	61	52
4	1	3	48	54
5	5	0	83	63
5	3	2	83	77
6	2	4	79	96
6	3	3	80	83
6	3	3	92	96
7	4	3	117	118
8	4	4	99	102
8	4	4	104	96
8	4	4	109	95
8	6	2	111	87
8	5	3	94	89
8	4	4	87	91
7	3	4	81	73
8	5	3	97	90
8	4	4	77	79
8	6	2	80	64
8	3	5	98	113
8	4	4	93	110
9	2	7	78	96
9	4	5	113	111
9	5	4	132	123

Totals	175	111	64	2,462	2,153	173	94	79	2,247	2,163
---------------	------------	------------	-----------	--------------	--------------	------------	-----------	-----------	--------------	--------------



ALL-TIME HOME ATTENDANCE BANDITS HISTORY

2017 BANDITS MEDIA GUIDE



REGULAR SEASON

YEAR	GP	ATTENDANCE	AVERAGE
1992	4	55,283	13,821
1993	4	65,300	16,325
1994	4	65,136	16,284
1995	4	63,306	15,827
1996	5	74,419	14,884
1997	5	87,665	17,533
1998	6	73,534	12,256
1999	6	48,638	8,106
2000	6	49,116	8,186
2001	7	56,289	8,041
2002	8	59,382	7,423
2003	8	56,015	7,002
2004	8	71,435	8,929
2005	8	82,306	10,288
2006	8	94,946	11,868
2007	8	120,325	15,041
2008	9	135,120	15,013
2009	8	143,651*	17,956
2010	8	132,836	16,605
2011	8	136,765	17,096
2012	8	127,752	15,969
2013	8	124,960	15,620
2014	9	131,506	14,612
2015	9	128,847	14,316
2016	9	142,305	15,812

PLAYOFFS

GP	ATTENDANCE	AVERAGE
1	15,603	15,603
2	32,650	16,325
2	32,120	16,060
1	10,557	10,557
2	30,665	15,333
2	30,170	15,085
1	7,873	7,873
1	6,761	6,761
1	10,014	10,014
3	35,111	11,704
1	9,003	9,003
3	39,046	13,015
1	13,343	13,343
2	23,622	11,811
1	9,209	9,209
2	26,947	13,473

Longest sellout streak including playoffs: 10 games (January 23, 1993 to March 26, 1994)

*-All-Time NLL Attendance Record



SEASON OPENERS BANDITS HISTORY

2017 BANDITS MEDIA GUIDE



OPENERS (13-12)

17-21	(L)	vs. New York – January 4, 1992
17-10	(W)	at Pittsburgh – January 9, 1993
17-16	(W)	at Detroit – January 21, 1994
17-13	(W)	vs. Philadelphia – January 7, 1995
15-12	(W)	at Philadelphia – January 12, 1996
17-19	(L)	vs. Rochester – January 4, 1997
12-14	(L)	vs. Philadelphia – January 3, 1998
18-17	(W)	at Philadelphia – January 8, 1999
14-17	(L)	vs. Toronto – January 8, 2000
20-19	(W)	at Washington – December 30, 2000
17-15	(W)	vs. Washington – November 24, 2001
11-10	(W)	vs. Albany – January 4, 2003
12-11	(W)	vs. Rochester – January 3, 2004

13-15	(L)	vs. Toronto – January 7, 2005
13-11	(W)	at Toronto – January 13, 2006
10-11	(L)	at Portland – December 30, 2006
9-12	(L)	vs. Rochester – January 11, 2008
15-11	(W)	vs. Philadelphia – January 3, 2009
5-10	(L)	at Rochester – January 9, 2010
9-10	(L)	at Calgary – January 8, 2011
14-10	(W)	vs. Toronto – January 14, 2012
8-13	(L)	at Philadelphia – January 11, 2013
13-17	(L)	vs. Philadelphia – December 28, 2013
8-12	(L)	at New England – January 2, 2015
9-10	(W)	vs. Calgary – January 9, 2016

HOME (7-7)

17-21	(L)	vs. New York – January 4, 1992
17-13	(W)	vs. Philadelphia – January 7, 1995
17-19	(L)	vs. Rochester – January 4, 1997
12-14	(L)	vs. Philadelphia – January 3, 1998
14-17	(L)	vs. Toronto – January 8, 2000
17-15	(W)	vs. Washington – November 24, 2001
11-10	(W)	vs. Albany – January 4, 2003
12-11	(W)	vs. Rochester – January 3, 2004
13-15	(L)	vs. Toronto – January 7, 2005
9-12	(L)	vs. Rochester – January 11, 2008
15-11	(W)	vs. Philadelphia – January 3, 2009
14-10	(W)	vs. Toronto – January 14, 2012
13-17	(L)	vs. Philadelphia – December 28, 2013
9-10	(W)	vs. Calgary – January 9, 2016

AWAY (6-5)

17-10	(W)	at Pittsburgh – January 9, 1993
17-16	(W)	at Detroit – January 21, 1994
15-12	(W)	at Philadelphia – January 12, 1996
18-17	(W)	at Philadelphia – January 8, 1999
20-19	(W)	at Washington – December 30, 2000
13-11	(W)	at Toronto – January 13, 2006
10-11	(L)	at Portland – December 30, 2006
5-10	(L)	at Rochester – January 9, 2010
9-10	(L)	at Calgary – January 8, 2011
8-13	(L)	at Philadelphia – January 11, 2013
8-12	(L)	at New England – January 2, 2015



ALL-TIME UNIFORM NUMBERS

BANDITS HISTORY

2017 BANDITS MEDIA GUIDE



ALL-TIME UNIFORM NUMBERS

0	Ben McCullough	19	Chad Culp, Darryl Gibson, Sean Greenhalgh, Brenden Thenhaus, Tyler Francey, Jason Clark, Kelly Sullivan, Andy Dudun, Andy Ogilvie, Kevin Cox, Tyler Francey
1	Matt Disher, Ross Cowie	20	Nick Weiss , Derek Hopcroft, Chad Culp, Rusty Kruger, Andy Ogilvie, Shaydon Santos, Gary Edmands
2	Jerome Thompson, Ian Llord, Troy Bonterre, Ray Guze, Ryan Powell, Ryan McDermott, Clint Jones	21	Tyler Ferreira , Daryl Seymour, Jeff Hardill, Jim Bissell, Ted Dowling, Neil Doddridge
3	Billy Dee Smith , Roy Colsey, Ryan Sanderson	22	Andrew Watt , Kyle Clancy, Ryan Powell, Travis Kilgour, *Bill Meagher
4	Jamie Batson, Joel Matthews, Scott Self, Andrew Lazore, Mario Lopez, Brian Silcott, Tom Phair	23	Steve Priolo , Pat McCready, Bob Fisher
5	Adam Will , Joe Resetarits, Frank Resetarits, Clay Hill, Glen Lay, Steve Fannel	24	Mitch Jones , Kyle Schmelzle, Chris Seller, Matt Steinwald, Jason Luke
6	Derek Suddons, Chris White, Neal Powless, Rob Kirkby, Miles General, Gerry Hiltz, Mike Benedict	25	Drew Candy, Jonas Derks
7	Derek Suddons, Jon Harasym, Chris Prat, Derek Laub	26	Brett Bucktooth, Greg Floris, Craig Gelsvik, Kevin Alexander
8	Kevin Brownell , Delby Powless, AJ Shannon, Sean Holmes, Craig Stevenson	27	Glen Bryan, Mat Giles, Kyle Couling
9	Mark Steenhuis , Mark Cochrane, Neil Doddridge, Bob Henry	28	Mike Hominuck, Clay Hill, Jim Vilneff, Bob Hamley, Nick Trudeau
10	Aaron Wilson, Mike McNamara, Brenden Thenhaus, Pat McCready, Darren Mutch, Andy Ogilvie, Grant Johnston, Mike Hasen	29	Ken Montour
11	John Tavares	30	Tim Edwards , Steve Dietrich, Clint Jones
12	Mitch de Snoo, Brian Crowell, Brandon Swamp, Kyle Schmelzle, Lindsay Plunkett, Brian Nikula, Mark Burnam, Casey Zaph, Jamie Batley	31	Corey Quinn, Pat O'Toole
13	David Brock , Jeff Cornwall, Jonas Derks, Marc Landriault, John Rosa, Bill Kerr, Matt Hunt	32	Chris Langdale, Jim Veltman
14	Mike McNamara, Joe Smith, Kyle Jamieson, Shane Wannamaker, Tim Bomberry, John Zultberti	33	Kevin Buchanan, Ken Montour, Chris Levis, Kevin Brunsch, Rich Kilgour, Robert Henry, Brent Rothfuss
15	Matthew Bennett, Luke Wiles, Chris Corbeil, Dan Teat, Kevin Howard, Jamie Batley, Barry Powless	34	**Thomas Gardner, Rodd Squire, Clint Jones, Chris Clark
16	Rich Kilgour, Bill O'Hanlon	35	Darris Kilgour
17	Ryan Benesch , Tracey Kelusky, Brandon Swamp, Kyle Laverty, D'Arcy Sweet, Brian Hall	36	Daryl Veltman , Randy Mearns, Stu Aird
18	Glen Bryan, AJ Shannon, Phil Sanderson, Randy Fraser, Derek Malawsky, Cam Bomberry, Randy Mearns, Neil Doddridge, Donald Henry	37	Nick Cotter, Travis Kilgour, Tom Emmick
		38	Kurtis Wagar, Scott Komer
		39	Bill Warder, Bill Gerrie
		40	Scott Komer, Troy Cordingley, Mike Mooradian



ALL-TIME UNIFORM NUMBERS BANDITS HISTORY

2017 BANDITS MEDIA GUIDE



ALL-TIME UNIFORM NUMBERS

42 Rory Smith, Pat Maddalena

43 Darris Kilgour

44 **Anthony Cosmo**, Mike Accursi, Steve Kisslinger, Dean Ceconi, Andy Shaughnessy

45 Derek Keenan

46 Carl Jutzin, Paul Day

47 Peter Tavares

48 Derek Collins, Marty O'Neill

49 Aime Caines, Chris Redwood, Tyson Leies

51 Shawn Williams, Kevin Dostie

53 Chris Panos

54 Jason Crosbie

55 Mitch Wilde, Angus Goodleaf, Jamie Hackel, Clay Squire, Scott Driscoll

56 Drew Petkoff, Scott Self

60 Ryan Avery

63 Tom Montour

65 **Davide Diruscio**, Clay Hill

66 **Alexander Kedoh Hill**, Mike Thompson, Scott Hochstadt

71 Brandon Goodwin

72 Cory Bomberry

74 Jeremy Thompson

75 Jay Thorimbert

77 Kyle Sweeney, Jeff Shattler, Brandon Piccarreto, Bill Callan

81 Roger Vyse

84 Brandon Francis, Kerry Susheski

85 Derek General

86 Daniel Sams

88 Craig England, Travis Irving, Cody Jacobs, Rich Catton, Jason Henhawk

89 Carter Bender, Derek Graham

90 Jamie Rooney, Mike Hominuck, Phil Wetherup

91 Jordan Critch, Darryl Gibson, Chris Clark, Steve Fannell

92 **Dhane Smith**, Dallas Squire

93 **Anthony Malcom**, Jordan Dance, Chris Driscoll, Kim Squire

94 Ryan Sanderson

97 Hayden Smith, Bryan Kazarian

98 Jimmy Purves, Mike Mooradian

99 Delby Powless

** Due to a last-minute roster change (injury related - D. Kilgour), Bill Meagher was pressed into action March 26, 1994 vs. Detroit and had to wear sweater number 9 (Mark Cochrane was also scratched due to injury that night).*

*** Jersey number 34 was retired in memory of Thomas Gardner, a renowned local coach who helped organize lacrosse in Orchard Park, NY and across Western New York.*

*Bold indicates active player
Italics indicates retired number*



RECORDS VS. OTHER TEAMS

BANDIT'S HISTORY

2017 BANDITS MEDIA GUIDE



RECORDS VS. OTHER TEAM		REGULAR SEASON			HOME			AWAY			OVERALL		
TEAM	SEASONS	GP	W	L	GP	W	L	GP	W	L			
Anaheim/New Jersey*	2002-2005	3	3	0	2	2	0	5	5	0			
- Anaheim Storm	2004-2005	2	2	0	1	1	0	3	3	0			
- New Jersey Storm	2002-2003	1	1	0	1	1	0	2	2	0			
Arizona/Columbus*	2001-2008	5	5	0	4	4	0	9	9	0			
- Arizona Sting	2004-2008	2	2	0	1	1	0	3	3	0			
- Columbus Landsharks	2001-2003	3	3	0	3	3	0	6	6	0			
Boston Blazers (1)* ^a	1989-1997	5	3	2	6	4	2	11	7	4			
Boston Blazers (2)* ^b	2009-2011	4	2	2	3	3	0	7	5	2			
CALGARY ROUGHNECKS	2002-Present	3	2	1	7	4	3	10	6	4			
Charlotte Cobras*	1996	1	1	0	0	0	0	1	1	0			
Chicago Shamrox*	2007-2008	2	2	0	2	2	0	4	4	0			
COLORADO MAMMOTH	1987-Present	18	12	6	13	7	6	31	19	12			
- Colorado Mammoth	2003-Present	8	5	3	5	1	4	13	6	7			
- Washington Power	2001-2002	2	1	1	2	2	0	4	3	1			
- Pittsburgh CrosseFire	2000	0	0	0	1	0	1	1	0	1			
- Baltimore Thunder	1987-1999	8	6	2	5	4	1	13	10	3			
Detroit Turbos*	1989-1995	3	2	1	3	3	0	6	5	1			
GEORGIA SWARM	2005-Present	15	12	3	13	9	4	28	21	7			
- Georgia Swarm	2016-Present	1	0	1	2	2	0	3	2	1			
- Minnesota Swarm	2005-2015	14	12	2	11	7	4	25	19	6			
Montreal Express* ^c	2002	1	0	1	1	0	1	2	0	2			
NEW ENGLAND BLACK WOLVES	1987-Present	31	18	13	27	12	15	58	30	28			
- New England Black Wolves	2015-Present	4	3	1	3	1	2	7	4	3			
- Philadelphia Wings	1987-2014	27	15	12	24	11	13	51	26	25			



RECORDS VS. OTHER TEAMS

BANDITS HISTORY

2017 BANDITS MEDIA GUIDE



RECORDS VS. OTHER TEAM		REGULAR SEASON			HOME			AWAY			OVERALL		
TEAM	SEASONS	GP	W	L	GP	W	L	GP	W	L			
New York Saints*	1989-2003	6	4	2	10	7	3	16	11	5			
Orlando/New York*	2007-2010	4	3	1	4	1	3	8	4	4			
- Orlando Titans	2010	1	1	0	1	0	1	2	1	1			
- New York Titans	2007-2009	3	2	1	3	1	2	6	3	3			
Ottawa/Syracuse*	1998-2003	5	5	0	4	3	1	9	8	1			
- Ottawa Rebel	2001-2003	2	2	0	2	2	0	4	4	0			
- Syracuse Smash	1998-2000	3	3	0	2	1	1	5	4	1			
Pittsburgh Bulls*	1990-1993	0	0	0	2	2	0	2	2	0			
Portland Lumberjax*	2006-2009	3	3	0	1	0	1	4	3	1			
ROCHESTER KNIGHTHAWKS	1995-Present	28	14	14	31	11	20	59	25	34			
SASKATCHEWAN RUSH	2006-Present	2	1	1	5	2	3	7	3	4			
- Saskatchewan Rush	2016-Present	0	0	0	1	1	0	1	1	0			
- Edmonton Rush	2006-2015	2	1	1	4	1	3	6	2	4			
TORONTO ROCK	1998-Present	26	12	14	23	10	13	49	22	27			
- Toronto Rock	1999-Present	25	11	14	22	10	12	47	21	26			
- Ontario Raiders	1998	1	1	0	1	0	1	2	1	1			
Vancouver Ravens*	2002-2004	1	1	0	1	0	1	2	1	1			
VANCOUVER STEALTH	2000-Present	9	6	3	11	8	3	20	14	6			
- Vancouver Stealth	2014-Present	2	2	0	3	2	1	5	4	1			
- Washington Stealth	2010-2013	2	0	2	3	2	1	5	2	3			
- San Jose Stealth	2004-2009	1	1	0	1	1	0	2	2	0			
- Albany Attack	2000-2003	4	3	1	4	3	1	8	6	2			
Overall		175	111	64	173	94	79	348	205	143			



RECORDS VS. OTHER TEAMS BANDITS HISTORY

2017 BANDITS MEDIA GUIDE



RECORDS VS. OTHER TEAM		PLAYOFFS			HOME			AWAY			OVERALL		
TEAM	SEASONS	GP	W	L	GP	W	L	GP	W	L			
Boston Blazers (1)*		2	2	0	0	0	0	2	2	0			
Boston Blazers (2)*		2	2	0	0	0	0	2	2	0			
CALGARY ROUGHNECKS		1	1	0	1	0	1	2	1	1			
COLORADO MAMMOTH		1	0	1	0	0	0	1	0	1			
Detroit Turbos*		1	1	0	1	1	0	2	2	0			
GEORGIA SWARM													
- Georgia Swarm		0	0	0	0	0	0	0	0	0			
- Minnesota Swarm		2	2	0	0	0	0	2	2	0			
NEW ENGLAND BLACK WOLVES													
- New England Black Wolves		1	1	0	1	1	0	2	2	0			
- Philadelphia Wings		5	3	2	2	1	1	7	4	3			
New York Saints*		1	1	0	0	0	0	1	1	0			
New York Titans*		1	1	0	1	0	1	2	1	1			
Portland Lumberjax*		1	1	0	0	0	0	1	1	0			
ROCHESTER KNIGHTHAWKS		6	3	3	6	1	5	12^d	4	8^e			
SASKATCHEWAN RUSH		1	0	1	1	0	1	2	0	2			
TORONTO ROCK		1	0	1	4	2	2	5	2	3			
Overall		26	18	8	17	6	11	43	24	19			

*Denotes defunct franchise

a: The original Blazers franchise was named the New England Blazers from 1987-91. In 1992 they renamed the team to the Boston Blazers and kept the name until the franchise left the league in 1997.

b: The second incarnation of the Blazers that played from 2009-11 is considered an expansion franchise and not a continuation of the first team to hold that name.

c: The Swarm purchased the franchise rights of the Montreal Express and brought the team to Minnesota for the 2005 season. However, the records and previous history of the club was not retained, and the Swarm are considered an expansion franchise.

d: Under the best-of-three format, because a series was tied 1-1 after two regulation games, a 10-minute mini-game was played immediately following the conclusion of the second game. Both of those games are accounted for in this tally.

e: 2014 - BUF @ ROC: Rochester won the second game of the series at home to force the mini-game, then won the mini-game to win the East Division Final. Both games are accounted for in this tally.

LEAGUE AWARD WINNERS BANDITS HISTORY

2017 BANDITS MEDIA GUIDE



LEAGUE AWARD WINNERS

YEAR	PLAYER	AWARD
2016	Dhane Smith	MVP
2016	Steve Dietrich	GM of the Year
2009	Billy Dee Smith	Defensive Player of the Year
2008	Mark Steenhuis	Transition Player of the Year
2007	Dave Zygaj	Executive of the Year
2006	Steve Dietrich	MVP
2003	Kurt Silcott	GM of the Year
2003	Darris Kilgour	Les Bartley Head Coach of the Year
2001	John Tavares	MVP
2000	John Tavares	MVP
1994	John Tavares	MVP

NOTES:

- *Rookie of the Year has been awarded annually since 1991*
- *League MVP has been awarded annually since 1994*
- *Executive of the Year has been awarded annually since 2001*
- *Head Coach of the Year Les Bartley Award has been awarded annually since 2001*
- *Defensive Player of the Year has been awarded annually since 2002*
- *Goaltender of the Year has been awarded annually since 2002*
- *General Manager of the Year has been awarded annually since 2002*
- *Sportsmanship Award has been awarded annually since 2002 ("demonstrate exemplary levels of leadership and sportsmanship to go along with outstanding play")*
- *Transition Player of the Year has been awarded annually since 2007*
- *Teammate of the Year has been awarded annually since 2015 ("demonstrate exemplary teamwork and leadership qualities")*
- *Wingman of the Year has been awarded annually since 2015 ("based on their performance on the turf with respect to passing prowess and playmaking abilities")*

LEAGUE ALL-PRO TEAM HONOREES

BANDIT'S HISTORY

2017 BANDITS MEDIA GUIDE



LEAGUE ALL-PRO TEAM HONOREES

YEAR	PLAYER	POSITION	TEAM
2016	Dhane Smith	Forward	First
2015	Ryan Benesch	Forward	First
2015	Steve Priolo	Defense	Second
2013	Dhane Smith	Forward	Rookie
2012	John Tavares	Forward	Second
2011	John Tavares	Forward	Second
2010	Chris Corbeil	Defense	Rookie
2009	Billy Dee Smith	Defense	First
2009	Ken Montour	Goaltender	First
2009	John Tavares	Forward	Second
2009	Mark Steenhuis	Transition	Second
2008	John Tavares	Forward	First
2008	Mark Steenhuis	Transition	First
2007	John Tavares	Forward	First
2006	Steve Dietrich	Goaltender	First
2006	John Tavares	Forward	Second
2005	John Tavares	Forward	First
2005	Steve Dietrich	Goaltender	First
2005	Delby Powless	Forward	Rookie
2004	John Tavares	Forward	First
2004	Al Shannon	Forward	Rookie
2003	John Tavares	Forward	First
2002	John Tavares	Forward	Second
2001	John Tavares	Forward	First
2001	Phil Wetherup	Goaltender	Rookie
2000	John Tavares	Forward	First
2000	Mike Accursi	Forward	Second
1999	John Tavares	Forward	First
1998	John Tavares	Forward	First
1997	John Tavares	Forward	First
1997	Darris Kilgour	Forward	Second
1996	John Tavares	Forward	First
1996	Jim Veltman	Forward	First
1995	John Tavares	Forward	First
1995	Jim Veltman	Forward	First
1994	John Tavares	Forward	First
1994	Jim Veltman	Forward	First
1993	John Tavares	Forward	First
1993	Jim Veltman	Forward	First
1993	Derek Keenan	Forward	Second
1992	Derek Keenan	Forward	Second
1992	Darris Kilgour	Forward	Second
1992	Jim Veltman	Forward	Second

NOTES:

- All-League Teams have been named annually since 1990
- All-Rookie Teams have been named annually since 2001



LEAGUE ALL-STAR TEAM HONOREES

BANDIT'S HISTORY

2017 BANDITS MEDIA GUIDE



LEAGUE ALL-STAR TEAM HONOREES

YEAR	PLAYER	POSITION	STATUS	ALL-STAR NOMINATION
2012	John Tavares	F	Starter**	10th
2012	Billy Dee Smith	D	Starter	First
2012	Mike Thompson	G	Starter	First
2012	Chris White	D	Reserve	Fourth
2012	Luke Wiles	F	Reserve	Second
2012	Scott Self	D	Injury Replacement	Third
2012	Darris Kilgour	Coach	Assistant Coach	Fourth
2011	John Tavares	F	Starter	Ninth
2011	Mark Steenhuis	F	Starter	Seventh
2011	Chris White	D	Starter	Third
2011	Brett Bucktooth	F	Reserve	First
2009	Mark Steenhuis*	F	Starter	Sixth
2009	Chris White	D	Starter	Second
2009	Ken Montour	G	Starter	First
2009	John Tavares	F	Reserve	Eighth
2009	Roger Vyse	F	Reserve	First
2008	Mark Steenhuis	F	Starter	Fifth
2008	John Tavares	F	Starter	Seventh
2008	Chris White	D	Reserve	First
2008	Darris Kilgour	Coach	Assistant Coach	Third
2007	John Tavares	F	Starter	Sixth
2007	Mark Steenhuis*	F	Reserve	Fourth
2007	Pat McCready	D	Reserve	First
2006	John Tavares	F	Starter	Fifth
2006	Mark Steenhuis	F	Reserve	Third
2006	Steve Dietrich	G	Reserve	Third
2005	John Tavares	F	Starter***	Fourth
2005	Kyle Couling	D	Reserve	Second
2005	Mark Steenhuis	F	Reserve	Second
2005	Dan Teat	F	Reserve	First
2004	John Tavares	F	Starter	Third
2004	Mark Steenhuis*	F	Reserve	First
2004	Mike Accursi	F	Reserve	First
2004	Kyle Couling	F	Reserve	First
2004	Steve Dietrich	G	Reserve†	Second
2004	Darris Kilgour	Coach	Head Coach	Second
2002	Roy Colsey	T	Reserve†	First
2002	John Tavares	F	Reserve	Second
2002	Steve Dietrich	G	Reserve	First
1999	John Tavares	F		First
1999	Darris Kilgour	F		First
1999	Rich Kilgour	D		First
1999	Chris Panos	F		First

NOTES:

- There have been 11 All-Star Games in league history (1991, 1999, 2002, 2004, 2005-2009, 2011-2012).
 - Tavares' 10 All-Star nominations are tied for a league record (Colin Doyle).
 - Steenhuis holds the All-Star Game records for career goals (28) and points (40).
 - Tavares holds the All-Star Game record for career loose balls (82).
 - Buffalo hosted the 2012 All-Star Game.
- * All-Star Game MVP
 ** Captain
 *** Assistant captain
 † Did not play in the All-Star Game