



**NATIONAL
LACROSSE
LEAGUE™**

2017-18 MEDIA GUIDE

NLL.COM    @NLL  THENLL

INTRODUCTION | TABLE OF CONTENTS

INTRODUCTION

Table of Contents	1
Introduction to the NLL	2
2017 Division and Play Format	2
Staff Directory	2
Lacrosse Talk	3
Playoff Tiebreakers	4

TEAM INFORMATION

Buffalo Bandits

Team Information	7-17
2017 Regular Season Statistics	7
Regular Season and Playoff Career Records	8
Single-Season Records	9
All-Time Records vs. Opponents	10
All-Time Draft History	11
Coaching History	12
All-Time Results	14

Calgary Roughnecks

Team Information	18-26
2017 Regular Season Statistics	18
Regular Season and Playoff Career Records	19
Single-Season Records	20
All-Time Records vs. Opponents	21
All-Time Draft History	22
Coaching History	23
All-Time Results	24

Colorado Mammoth

Team Information	27-38
2017 Regular Season Statistics	27
2017 Playoff Statistics	28
Regular Season and Playoff Career Records	29
Single-Season Records	30
All-Time Records vs. Opponents	31
All-Time Draft History	32
Coaching History	33
All-Time Results	35

Georgia Swarm

Team Information	39-49
2017 Regular Season Statistics	39
2017 Playoff Statistics	40
Regular Season and Playoff Career Records	41
Single-Season Records	42
All-Time Records vs. Opponents	43
All-Time Draft History	44
Coaching History	45
All-Time Results	47

New England Black Wolves

Team Information	50-61
2017 Regular Season Statistics	50
2017 Playoff Statistics	51
Regular Season and Playoff Career Records	52
Single-Season Records	53
All-Time Records vs. Opponents	54
All-Time Draft History	55
Coaching History	56
All-Time Results	58

Rochester Knighthawks

Team Information	62-72
2017 Regular Season Statistics	62
	63

Regular Season and Playoff Career Records	64
Single-Season Records	65
All-Time Records vs. Opponents	66
All-Time Draft History	67
Coaching History	69
All-Time Results	70

Saskatchewan Rush

Team Information	73-82
2017 Regular Season Statistics	73
2017 Playoff Statistics	74
Regular Season and Playoff Career Records	75
Single-Season Records	76
All-Time Records vs. Opponents	77
All-Time Draft History	78
Coaching History	79
All-Time Results	80

Toronto Rock

Team Information	83-93
2017 Regular Season Statistics	83
2017 Playoff Statistics	84
Regular Season and Playoff Career Records	85
Single-Season Records	86
All-Time Records vs. Opponents	87
All-Time Draft History	88
Coaching History	89
All-Time Results	90

Vancouver Stealth

Team Information	94-103
2017 Regular Season Statistics	94
2017 Playoff Statistics	95
Regular Season and Playoff Career Records	96
Single-Season Records	97
All-Time Records vs. Opponents	98
All-Time Draft History	99
Coaching History	100
All-Time Results	101

EXPANSION

Philadelphia Wings

San Diego Seals

HISTORY AND RECORDS

Pro Indoor Lacrosse Timeline	104-105
2016-2017 Results	104
League Award Winners and Honors	105
League All-Pros	106-1
All-Rookie Teams	106
Regular Season and Playoff Career Records	120
Single-Season Records	128-129
Single-Season Rookie Records	130-134
Single-Game Individual and Team Records	135-136
Miscellaneous Single-Game Records	121-122
All-Time Regular Season Coaching Records	123
All-Time Playoff Coaching Records	124
Yearly Leaders	141-142
Championship Game History	137-138
All-Star Game History	143-145
All-Time Game Results	145
	125-127
	139-140
	146
	147-168
2017 NLL Schedule	169

2018 NLL MEDIA GUIDE AND RECORD BOOK

The 2017 National Lacrosse League Media Guide and Record Book is a production of the National Lacrosse League. Data was provided by Rob Benson, NLL Director of Statistics. Photos provided by Graig Abel, Jack Dempsey, Garrett James, Dale MacMillan, Khoi Ton, Micheline Veluvolu, Candice Ward and Bill Wippert.

INTRODUCTION TO THE NLL

The National Lacrosse League Media Guide and Record Book profiles the league's history and sets the scene for the 2018 NLL season, marking the 32nd year of professional indoor lacrosse. The league played its inaugural game in January 1987, in what was first known as the Eagle Pro Box Lacrosse League. In 1988, the name was changed to the Major Indoor Lacrosse League (MILL). The MILL became the National Lacrosse League (NLL) following the 1997 season. All of the statistics and records in this book encompass all 31 seasons of the league's existence. Therefore, a League Record is one that covers all three names and the league's entire 31 year history. A complete timeline of the major events in league history can be found in this book.

The National Lacrosse League plays indoor lacrosse. The game is a hybrid, combining parts of box lacrosse (played inside the confines of an ice hockey rink on a turf surface or concrete surface, more prevalent in Canada) with field lacrosse (played on an outdoor field, either on grass or turf, more prevalent in the United States). Indoor lacrosse was designed to combine the most exciting elements of box and field lacrosse. The game is played inside the confines of an ice hockey rink, with glass and rink boards intact. The playing surface is artificial turf, which is placed directly over the arena's ice surface. Each team plays with five runners and a goaltender. The combination of the confined playing area and the physical play leads many fans to describe indoor lacrosse as "like hockey, on foot, with more scoring."

A combined 23 goals are scored in the average NLL game. Indoor lacrosse is similar to basketball in terms of its frequent scoring, use of a shot clock (30 seconds), and use of the over-and-back rule. When teams are on offense, they often spread the floor and pass the ball around in a manner similar to that of basketball.

The NLL game is also played in four quarters, each 15 minutes in length. Games that are tied at the end of regulation are decided in overtime, where the first team to score wins the game. There are no tie games and there are no points or credit awarded for an "overtime loss" in the NLL. The standings and team records are strictly Wins-Losses.

Each team plays an 18-game regular season schedule. The NLL schedule is structured in a similar fashion to that of the National Football League. All games are played on the weekends. The weekends of the schedule are numbered. Opening weekend of the season is Week #1.

As the League has grown, so has the schedule. Here is a look at schedule growth in recent League history:

1996: 10-game schedule
1997: 12-game schedule
2001: 14-game schedule

2002: 16-game schedule
2014: 18-game schedule

2018 DIVISIONS AND PLAYOFF STRUCTURE

A total of six NLL teams, the top three clubs in each division's standings, will qualify for the playoffs. The two regular season division champions will earn a first-round bye as top seeds. The second seed will host the third seed in their respective division for the single-game elimination Division Semifinal in the first round.

The first round of the playoffs shall remain under the same format as last year with single elimination for both first-round Division Semifinal games. New this year, the Division Finals will now also be a single elimination game. The top seed from each division plays the winner of the Division Semifinal game between the second and third seeds, with the higher-seeded team hosting the game. For the second straight year, the Champion's Cup Finals expand to a full best-of-three series with the higher seed team hosting Game 1 and Game 3 (if necessary)

The league's divisions remained intact from last season with the Buffalo Bandits, Georgia Swarm, New England Black Wolves, Rochester Knighthawks and Toronto Rock in the five-team East Division. The four-team West Division is comprised of the Calgary Roughnecks, Colorado Mammoth, Saskatchewan Rush and Vancouver Stealth.

COMMISSIONER NICK SAKIEWICZ

Nick Sakiewicz (Suh-KEV-itch) was appointed Commissioner of the National Lacrosse League in January 2016. Sakiewicz brings over two decades of experience to the NLL after helping launch Major League Soccer, managing two inaugural MLS teams, building two stadiums, launching an expansion team and raising over half a billion dollars in investment capital, stadium funding, sponsorship and ticket sales.



NATIONAL LACROSSE LEAGUE STAFF DIRECTORY

Commissioner
Chief Operating Officer
Chief Revenue Officer
Chief Marketing Officer
Vice President of Lacrosse Operations
Vice President of Business Operations
Director of Statistics
Digital Communications Manager
Lead Reporter
Lead Reporter
Digital Communications Coordinator
Team Services & Operations Coordinator

Nick Sakiewicz
Dave Rowan
Kevin Morgan
Ashley Dabb
Brian Lemon
Justin Rubino
Rob Benson
Stephanie McGinley
Ashley Docking
Tyson Geick
Michael Pettit
Max Twer

BOX LAX 101

Assist - Awarded to the player or players (maximum of two) who touched the ball prior to the goal, provided no defender plays or possesses the ball in between.

Body Check - Slowing or stopping an opponent in possession of the ball. The check must be above the waist and below the shoulders.

Breakaway - One-on-one scoring opportunity with the offensive player and the goaltender.

Cradling (the ball) - The back and forward motion of the stick with the ball in the pocket. The cradling keeps the ball inside the pocket, making it difficult for the defender to dislodge or take it away.

Crease - Nine-foot diameter area which surrounds the goals at each end of the playing surface. A goal is disallowed if a player scores while standing inside this area or steps on the line that defines the crease.

Cross Check - Using the shaft of the stick between his hands, the defensive player tries to push on the opponent's arm forcing a poor pass or shot.

Face-Off - The action when the ball is placed in the center circle and two opposing players face each other in a scrum of possession. A Face-Off takes place to start the game, each quarter of play, and begin play after a goal is scored.

Goal - Awarded to the last player on the scoring club to touch the ball prior to the ball entering the net.

Hidden Ball Play - A player without the ball starts to cradle his stick drawing the attention of the defense while another teammate candidly passes the ball or shoots on net.

Loose Ball - There is no possession and the ball is bouncing, rolling or rebound on the boards or goaltender. Loose balls are also sometimes referred to as ground balls.

Major Penalty - Five minutes in length. Penalty time expires on the scoring of three goals, but penalized player must remain in penalty box for full five minutes.

Man Down - A team is considered this, or short-handed, when they must send out a four- or three-man unit as a result of having one or two of their players in the penalty box.

Minor Penalty - Two minutes in length. Penalty expires upon the scoring of a goal; penalized player returns to floor.

Offensive Screen - Legal action by an attacking player to impede the defensive coverage of a defender on an attacking player "without" possession of the ball.

Outlet Pass - The first pass from the goaltender that begins the transition from defense to offense.

Penalty Box - Off-field area, near mid field, where players serve penalty time.

Pick - Legal interference by an offensive player from a set position on a defensive player who is playing defense on the ball carrier. If two players execute the pick, it is referred to as a double pick.

Power Play - When a team has a(n extra) man advantage because of a penalty situation against the opposing team. Power plays can take the form of two-on-four, two-on-three, or four-on-three. Following are some examples of what is and is not considered a power-play goal:

- If a club has an advantage on a minor penalty starting at 2:02 of a quarter and it scores at 4:02, the goal is not a power-play goal.
- If a club scores on a delayed penalty, the goal is not a power-play goal.
- If a club has an advantage due to five-minute major penalty, that club is always credited with having one more advantage than the number of power-play goals it scores during that advantage; because the penalty does not expire, a new advantage begins after such a power-play goal. For example, if Team A scores one goal during a major penalty, it is credited with two advantages.
- If a club is on a power play for any length of time, it is considered to have had an advantage.
- A double minor constitutes two opportunities.

Screen Shot - A shot on goal that is difficult for the goaltender to see because of the high amount of player traffic in front of the crease area.

Short-Handed Goal - Scored by a club while it is at a manpower disadvantage due to a penalty.

Shot On Goal - If a player shoots the ball with the intention of scoring and the goaltender stopped it, the shot is recorded as a shot "on goal". Shots which hit either of the goal posts or the crossbar are also credited as a shot on goal.

Technical Penalty - Result in loss of possession of the ball. Minor violation; no time penalty.

Tenths Of A Second - If a penalty or goal occurs in the last minute of a quarter, the time is rounded out to the previous second (i.e. - if a penalty is called with 14.6 seconds left in the quarter, the time is indicated as 14:45, and not 14:46).



PLAYOFF TIEBREAKERS

The National Lacrosse League has announced tiebreaker scenarios to be used to determine order of finish in the standings and seedings coinciding with the playoff format for the 2017 NLL season.

Example A-1 (Divisional Seeding – 2 Team Tie):

'Team A' and 'Team B', both within the same division, each finish with identical 9-9 records. To determine the order of finish, Tiebreaker A, head-to-head winning percentage, is first applied. Their head to head results are as follows:

'Team A' 1-2 vs 'Team B' (.333)

'Team B' 2-1 vs 'Team A' (.667)

Tiebreaker A resolves the tie. 'Team B' has the superior winning percentage, they finish ahead of 'Team A'.

The order of finish in this scenario is as follows:

1. Team B
2. Team A

Example A-2: Divisional Seeding – 2 Team Tie, Identical Head to Head Win %:

'Team A' and 'Team B', both within the same division, each finish with identical 9-9 records. To determine the order of finish, Tiebreaker A, head-to-head winning percentage, is first applied. Their head to head results are as follows:

'Team A' 2-2 vs 'Team B' (.500)

'Team B' 2-2 vs 'Team A' (.500)

As Tiebreaker A cannot resolve the tie, Tiebreaker B, Division winning percentage, is applied to determine the order of finish. The following is the divisional results of each team:

'Team A' 7-5 against divisional opponents (.583)

'Team B' 6-6 against divisional opponents (.500)

Tiebreaker B resolves the tie. As a result, 'Team A' would win the divisional tie-breaker, and would finish first between the two teams.

The order of finish in this scenario is as follows:

1. Team A
2. Team B

Example A-3 (Divisional Seeding – 2 Team Tie, Identical Head to Head Winning Percentage, Identical Division Winning Percentage):

'Team A' and 'Team B', both within the same division, each finish with identical 9-9 records. To determine the order of finish, Tiebreaker A, head-to-head winning percentage, is first applied. Their head to head results are as follows:

'Team A' 2-2 vs 'Team B' (.500)

'Team B' 2-2 vs 'Team A' (.500)

As Tiebreaker A cannot resolve the tie, Tiebreaker B, Division winning percentage, is applied to determine the order of finish. The following is the divisional results of each team:

'Team A' 6-6 against divisional opponents (.500)

'Team B' 6-6 against divisional opponents (.500)

As Tiebreaker B cannot resolve the tie, Tiebreaker C, Head to Head goal differential, is applied to determine the order of finish. The following is the Head to Head goal differential between the teams:

'Team A' +4 goal differential vs. 'Team B' (combined scores = 63-59)

'Team B' -4 goal differential vs. 'Team A' (combined scores = 59-63)

Tiebreaker C resolves the tie. As a result, 'Team A' would win the head to head goal differential tiebreaker, and would finish first between the two teams.

The order of finish in this scenario is as follows:

1. Team A
2. Team B

Example B-1 (Divisional Seeding – 3+ Team Tie):

'Team A', 'Team B', and 'Team C', who are all in the same division, each finish with identical 9-9 records. To determine the order of finish, Tiebreaker A, head-to-head winning percentage, is first applied.

'Team A' 1-2 vs 'Team B' 3-0 vs 'Team C' (.667)

'Team B' 2-1 vs 'Team A' 1-2 vs 'Team C' (.500)

'Team C' 0-3 vs 'Team A' 2-1 vs 'Team B' (.333)

Tiebreaker A resolves the three-team tie.

In this scenario, the order of finish between the three teams is as follows:

1. Team A
2. Team B
3. Team C

Example B-2 (Divisional Seeding – 3+ Team Tie, One Team with Superior Head to Head Win %):

'Team A', 'Team B', and 'Team C', who are all in the same division, each finish with identical 9-9 records. To determine the order of finish, Tiebreaker A, head-to-head winning percentage, is first applied.

'Team A' 3-0 vs 'Team B' 3-0 vs 'Team C' (1.000)

'Team B' 0-3 vs 'Team A' 2-2 vs 'Team C' (.286)

'Team C' 0-3 vs 'Team A' 2-2 vs 'Team B' (.286)

As a result of Tiebreaker A, Team A finishes first in the order of finish between the three teams. 'Team B' and 'Team C' now revert back to Tiebreaker A to determine their order of finish. Since both teams finished with a head to head winning percentage of .500, Tiebreaker B, Division winning percentage, is applied to determine their order of finish. 'Team B' 6-6 against divisional opponents (.500) 'Team C' 4-10 against divisional opponents (.286)

Team B wins tiebreaker B, and thus finishes ahead of Team C in the order of finish.

In this scenario, the order of finish between the three teams is as follows:

1. Team A
2. Team B
3. Team C

Example B-3 (Divisional Seeding – 3+ Team Tie, Two Teams with Identical Superior Head to Head Win %):

'Team A', 'Team B', and 'Team C', who are all in the same division, each finish with identical 9-9 records. To determine the order of finish, Tiebreaker A, head-to-head winning percentage, is first applied.

'Team A' 1-2 vs 'Team B' 3-0 vs 'Team C' (.667)

'Team B' 2-1 vs 'Team A' 2-1 vs 'Team C' (.667)

'Team C' 0-3 vs 'Team A' 1-2 vs 'Team B' (.167)

As a result of Tiebreaker A, Team C finishes last in the order of finish between the three teams. 'Team A' and 'Team B' now revert back to Tiebreaker A to determine their order of finish.

'Team A' 1-2 vs 'Team B' (.333)

'Team B' 2-1 vs 'Team A' (.667)

Since 'Team B' has the superior winning percentage in head-to-head games with 'Team A', 'Team B' finishes above 'Team A' in the order of finish.

In this scenario, the order of finish between the three teams is as follows:

1. Team B
2. Team A
3. Team C

PLAYOFF TIEBREAKERS

Example B-4 (Divisional Seeding – 3+ Team Tie, All Teams with Identical Head to Head Win Percentage):

'Team A', 'Team B', and 'Team C', who are all in the same division, each finish with identical 9-9 records. To determine the order of finish, Tiebreaker A, head-to-head winning percentage, is first applied. Each team has a head-to-head record of 3-3 (.500 winning percentage) against each other as follows:

'Team A' 1-2 vs 'Team B' 2-1 vs 'Team C' (.500)

'Team B' 2-1 vs 'Team A' 1-2 vs 'Team C' (.500)

'Team C' 1-2 vs 'Team A' 2-1 vs 'Team B' (.500)

As Tiebreaker A cannot resolve the tie, Tiebreaker B, Division winning percentage, is applied to determine the order of finish. The following is the divisional winning percentage of each team:

'Team A' 7-5 against divisional opponents (.583)

'Team B' 7-5 against divisional opponents (.583)

'Team C' 5-7 against divisional opponents (.417)

As a result, 'Team C' places third in the final order of finish between the teams.

'Team A' and 'Team B' would then revert back to the first step of the divisional tiebreakers, Tiebreaker A, which is head-to-head winning percentage.

'Team A' 1-2 vs 'Team B' (.333)

'Team B' 2-1 vs 'Team A' (.667)

As a result, 'Team B' wins the tiebreaker and finishes first in the order of finish.

In this scenario, the order of finish between the three teams is as follows:

1. Team B
2. Team A
3. Team C

Example C-1 (Overall Seeding – 2 Team Tie):

'Team A' and 'Team B', in different divisions, each finish with identical 9-9 records. To determine the order of finish, Tiebreaker A, head-to-head winning percentage, is first applied. Their head to head results are as follows:

'Team A' 1-2 vs 'Team B' (.333)

'Team B' 2-1 vs 'Team A' (.667)

Tiebreaker A resolves the tie. Since 'Team B' has the superior winning percentage, they finish ahead of 'Team A'.

The order of finish in this scenario is as follows:

1. Team B
2. Team A

Example C-2 (Divisional Seeding – 2 Team Tie, Identical Head to Head Win Percentage):

'Team A' and 'Team B', in different divisions, each finish with identical 9-9 records. To determine the order of finish, Tiebreaker A, head-to-head winning percentage, is first applied. Their head to head results are as follows:

'Team A' 2-2 vs 'Team B' (.500)

'Team B' 2-2 vs 'Team A' (.500)

As Tiebreaker A cannot resolve the tie, Tiebreaker B, winning percentage against common opponents played an equal number of times, is applied to determine the order of finish. The following is the teams' records against opponents played an equal number of times:

'Team A' 1-1 vs 'Team C' 0-1 vs 'Team D' (.333)

'Team B' 1-1 vs 'Team C' 1-0 vs 'Team D' (.667)

Tiebreaker B resolves the tie. As a result, 'Team B' would win the overall tie-breaker, and would finish first between the two teams.

The order of finish in this scenario is as follows:

1. Team B
2. Team A

Example C-3a (Overall Seeding, Three Teams):

'Team A', 'Team B', and 'Team C' all finish the regular season with identical 10-8 records. 'Team A' and 'Team B' are in the East Division, while 'Team C' is in the West Division. Divisional tiebreakers are first applied wherever possible. Tiebreaker A, head-to-head winning percentage, is first applied:

'Team A' 2-0 vs 'Team B' (1.000)

'Team B' 0-2 vs 'Team A' (.000)

As 'Team C' does not have the same record as any other team in their division, they are not included in this step. As a result, 'Team A' and 'Team C' are each the top seeded tied clubs in their respective divisions. Overall tiebreakers are then applied between 'Team A' and 'Team C'. Tiebreaker A, head-to-head winning percentage, is first applied:

'Team A' 0-1 vs 'Team C' (.000)

'Team C' 1-0 vs 'Team A' (1.000)

'Team C' would win the three-way tiebreaker and would finish first in the order of finish.

In this scenario, the order of finish between the three teams is as follows:

1. Team C
2. Team A
3. Team B

PLAYOFF TIEBREAKERS

Example C-3b (Overall Seeding, Three Teams):

'Team A', 'Team B', and 'Team C' all finish the regular season with identical 10-8 records. 'Team A' and 'Team B' are in the East Division, while 'Team C' is in the West Division. Divisional tiebreakers are first applied wherever possible. Tiebreaker A, head-to-head winning percentage, is first applied:

'Team A' 2-0 vs 'Team B' (1.000)

'Team B' 0-2 vs 'Team A' (.000)

As 'Team C' does not have the same record as any other team in their division, they are not included in this step. As a result, 'Team A' and 'Team C' are each the top seeded tied clubs in their respective divisions. Overall tiebreakers are then applied between 'Team A' and 'Team C'. Tiebreaker A, head-to-head winning percentage, is first applied:

'Team A' 1-0 vs 'Team C' (1.000)

'Team C' 0-1 vs 'Team A' (.000)

'Team A' would win the three-way tiebreaker and would be seeded first in the order of finish. Overall tiebreakers are then re-applied between 'Team C' and 'Team B' to determine which team will be seeded second of the three tied clubs.

'Team B' 0-1 vs 'Team C' (.000)

'Team C' 1-0 vs 'Team B' (1.000)

'Team C' would be seeded above 'Team B'.

In this scenario, the order of finish between the three teams is as follows:

1. Team A
2. Team C
3. Team B

Example C-4 (Overall seeding, 4+ Teams):

'Team A', 'Team B', 'Team C' and 'Team D' all finish the regular season with identical 10-8 records. 'Team A' and 'Team B' are in the East Division, while 'Team C' and 'Team D' are in the West Division. Divisional tiebreakers are first applied wherever possible. Tiebreaker A, head-to-head winning percentage, is first applied:

'Team A' 2-0 vs 'Team B' (1.000)

'Team B' 0-2 vs 'Team A' (.000)

'Team C' 2-0 vs 'Team D' (1.000)

'Team D' 0-2 vs 'Team C' (.000)

As a result, 'Team A' and 'Team C' are each the top seeded tied clubs in their respective divisions. Overall tiebreakers are then applied between 'Team A' and 'Team C'. Tiebreaker A, head-to-head winning percentage, is first applied:

'Team A' 0-1 vs 'Team C' (.000)

'Team C' 1-0 vs 'Team A' (1.000)

'Team C' would be seeded first in the order of finish between the four teams.

Overall tiebreakers are then re-applied between 'Team A' and 'Team D' to determine which team will be seeded second in the order of finish between the four tied clubs. Tiebreaker A, head-to-head winning percentage, is first applied:

'Team A' 0-1 vs 'Team D' (.000)

'Team D' 1-0 vs 'Team A' (1.000)

As a result, 'Team D' would be seeded second in the order of finish between the four teams.

Divisional Tiebreaker A would be applied to 'Team A' and 'Team B' to determine their place in the order of finish. Tiebreaker A, head-to-head winning percentage, is as follows:

'Team A' 2-0 vs 'Team B' (1.000)

'Team B' 0-2 vs 'Team A' (.000)

'Team A' would finish above 'Team B' in the order of finish.

In this scenario, the order of finish between the three teams is as follows:

1. Team C
2. Team D
3. Team A
4. Team B





BUFFALO BANDITS

TEAM INFORMATION



STEVE DIETRICH
General Manager



TROY CORDINGLEY
Head Coach

Owner: Terrence M. Pegula
 Governor & Legal Counsel: Dave Zygaj
 Governor: Bruce Popko
 Director of Operations & Alternate Governor: Scott Loffler
 Head Coach: Troy Cordingley
 General Manager: Steve Dietrich
 Assistant Coaches: Rich Kilgour, John Tavares
 Scouts: Rob Buchan, Rusty Kruger, Dave Pym, Shawn Williams
 Media Relations Assistant: Nicole Del Villano & James Donovan
 Phone: 716-855-4484
 E-Mail: PublicRelations@bandits.com
 Athletic Trainer: Greg DeLuke
 Equipment Manager: Ted Cordingley
 Broadcast Partners: FOX Sports GO, Watch ESPN

TEAM INFORMATION

Home Arena/Seating Capacity: Key Bank Center/19,070
 NLL Team Established: 1992
 Colors: Black, Orange, Pantone Violet and White

TEAM INFORMATION

2018 Schedule

Date	Time	Away	Home
Dec. 8	7:30 PM	Toronto	Buffalo
Dec. 23	7:30 PM	Buffalo	Rochester
Dec. 30	7:00 PM	Buffalo	Toronto
Jan. 6	7:30 PM	Calgary	Buffalo
Jan. 13	7:30 PM	Vancouver	Buffalo
Jan. 19	7:30 PM	Buffalo	Saskatchewan
Feb. 3	7:30 PM	Buffalo	Rochester
Feb. 9	7:30 PM	Buffalo	New England
Feb. 10	7:30 PM	Georgia	Buffalo
Feb. 24	7:30 PM	Rochester	Buffalo
Mar. 3	7:30 PM	Buffalo	Colorado
Mar. 16	7:30 PM	Saskatchewan	Buffalo
Mar. 18	4:05 PM	Buffalo	Georgia
Mar. 23	7:30 PM	Buffalo	New England
Mar. 31	7:30 PM	New England	Buffalo
Apr. 13	7:30 PM	Buffalo	Calgary
Apr. 21	7:30 PM	Toronto	Buffalo
Apr. 28	7:30 PM	Rochester	Buffalo

2017 Season Results

Date	Opponent	Result
Dec. 30	vs. Colorado	L 8-12
Jan. 14	vs. Georgia	L 14-18
Jan. 21	vs. Vancouver Stealth	W 21-15
Jan. 28	@ NE Black Wolves	L 12-13
Feb. 3	@ Toronto	L 10-18
Feb. 17	vs. NE Black Wolves	L 11-14
Feb. 19	@ NE Black Wolves	W 16-15
Feb. 25	vs. Toronto	W 15-12
Mar. 3	vs. Rochester	W 13-9
Mar. 4	@ Rochester	L 8-9
Mar. 17	@ Vancouver Stealth	W 15-11
Mar. 25	@ Rochester	L 11-10
Apr. 1	vs. Saskatchewan	L 14-17
Apr. 8	@ Calgary	L 8-13
Apr. 14	@ Toronto	W 13-8
Apr. 15	@ Georgia	L 16-17
Apr. 22	vs. Georgia	L 7-20
Apr. 29	vs. Toronto	L 15-19

BUFFALO BANDITS

2017 REGULAR SEASON STATISTICS

RUNNERS

#	PLAYER	POS	GP	G	A	PTS	PIM	PPG	PPA	SHG	SHA	GWG	LB	TO	FT	S	SPCT	SOG	FO
92	Smith, Dhane	F	14	30	51	81	8	9	12	1	0	0	63	44	8	199	.151	132	0-2
24	Jones, Mitch	F	18	31	38	69	2	5	8	1	1	0	93	32	6	176	.176	124	0-0
17	Benesch, Ryan	F	14	33	35	68	7	9	12	1	1	0	62	32	3	157	.210	118	0-0
9	Steenhuis, Mark	F	18	24	43	67	32	7	11	0	1	1	67	60	1	170	.141	113	0-3
14	Saunders, Pat	F	10	17	6	23	2	4	6	0	0	1	25	14	2	120	.142	88	0-0
	X Self, Brad	T	12	13	23	36	4	1	2	0	1	1	75	12	12	64	.203	47	0-0
66	Hill, Alex Kedoh	T	14	12	20	32	22	3	4	1	0	1	85	24	9	86	.140	55	0-1
93	Malcom, Anthony	F	9	12	19	31	0	1	4	5	0	0	29	8	2	72	.167	48	9-17
88	England, Craig	T	12	17	7	24	6	2	1	0	1	0	23	11	3	41	.415	38	0-0
23	Priolo, Steve	D	18	7	15	22	27	0	0	2	4	1	131	20	33	30	.233	25	0-0
10	Riorden, Blaze	F	9	6	13	19	0	1	2	0	0	0	20	10	1	42	.143	29	0-0
8	Brownell, Kevin	T	18	4	12	16	10	0	0	0	3	0	92	13	23	21	.190	18	0-1
12	de Snoo, Mitch	D	18	3	12	15	42	0	0	0	1	1	111	18	20	8	.375	4	0-1
22	Watt, Andrew	T	14	3	6	9	14	0	0	0	1	0	39	7	16	8	.375	4	0-0
20	Weiss, Nick	T	9	3	6	9	21	0	0	1	0	0	41	7	5	10	.300	8	21-50
	X Veltman, Daryl	F	4	3	4	7	0	3	2	0	0	0	14	5	1	20	.150	18	0-0
18	Edwards, Tim	T	12	2	5	7	2	0	0	0	0	0	67	14	8	3	.667	2	184-344
5	Will, Adam	D	13	1	5	6	2	0	0	0	0	0	38	5	7	4	.250	4	0-0
13	Brock, David	T	17	3	2	5	22	0	0	0	0	0	80	11	17	18	.167	13	3-17
15	Bennett, Matthew	T	14	1	3	4	21	0	0	0	0	0	54	5	13	10	.100	8	0-0
	X Wilde, Mitch	T	6	1	3	4	16	0	1	0	0	0	28	6	1	6	.167	6	50-111
44	Cosmo, Anthony	G	14	0	3	3	4	0	0	0	0	0	5	0	0	0	.000	0	0-0
65	DiRuscio, Davide	G	11	0	1	1	6	0	0	0	0	0	8	0	0	0	.000	0	0-0
	X Brochu, Bryce	F	2	0	1	1	0	0	0	0	0	0	1	0	0	4	.000	3	0-0
71	Jonathan, Brier	D	1	0	1	1	0	0	0	0	0	0	2	0	0	2	.000	1	0-0
21	Martin, Justin	D	15	0	0	0	4	0	0	0	0	0	30	4	7	2	.000	1	0-0
3	Smith, Billy Dee	D	14	0	0	0	37	0	0	0	0	0	25	2	12	1	.000	1	0-0
	X Point, Craig	F	1	0	0	0	0	0	0	0	0	0	2	1	1	8	.000	4	3-5
	X Tomkinson, Zach	F	0	0	0	0	0	0	0	0	0	0	0	0	0	0	.000	0	0-0
	X Reid, Creighton	D	0	0	0	0	0	0	0	0	0	0	0	0	0	0	.000	0	0-0
TOTALS:		-	18	226	334	560	341	45	73	12	14	6	1310	397	214	1282	.176	912	270-552

GOALTENDERS

#	GOALTENDER	GP	MIN	W	L	GA	GAA	SV	SV%
44	Cosmo, Anthony	18	583:01	5	6	132	13.58	437	.768
65	DiRuscio, Davide	18	498:23	1	6	116	13.97	341	.746
TOTALS:		18	-	6	12	251	13.94	778	.756

BUFFALO BANDITS

REGULAR SEASON CAREER RECORDS

Games Played	GP	Assists	A	Faceoff Wins	FOW	Penalty Minutes	PIM	Goalie Minutes	MIN
Name	No.	Name	No.	Name	No.	Name	No.	Name	No.
John Tavares	306	John Tavares	934	Jay Thorimbert	1305	Billy Dee Smith	634	Anthony Cosmo	4,381
Mark Steenhuis	243	Mark Steenhuis	526	Cory Bomberry	365	Mark Steenhuis	381	Steve Dietrich	4,159
Rich Kilgour	200	Dhane Smith	243	Rich Kilgour	359	John Tavares	379	Mike Thompson	2,922
Billy Dee Smith	192	Rich Kilgour	223	Brandon Francis	344	Steve Priolo	342	Ross Cowie	1,810
Steve Priolo	123	Ryan Benesch	199	Mike Accursi	333	Kyle Laverty	296	Ken Montour	1,578
Chris White	116	Mike Accursi	163	Darris Kilgour	255	Chris White	279	Pat O'Toole	1,124
Kyle Couling	113	Troy Cordingley	137	Rob Kirkby	225	Rich Kilgour	273	Davide DiRuscio	950
Pat McCready	112	Pat McCready	135	Tom Phair	209	Darris Kilgour	257	Matt Disher	889
Mike Accursi	108	Cory Bomberry	134	Tim Edwards	184	Pat McCready	251	Bill Gerrie	874
Clay Hill	99	Shawn Williams	132	Brian Silcott	176	Andy Ogilvie	235	Derek General	697

Goals	G	Points	PTS	Loose Balls	LB	Forced Turnovers	FT	Goalie Saves	Saves
Name	No.	Name	No.	Name	No.	Name	No.	Name	No.
John Tavares	815	John Tavares	1749	John Tavares	2191	Steve Priolo	130	Anthony Cosmo	3043
Mark Steenhuis	444	Mark Steenhuis	970	Mark Steenhuis	1526	Kevin Brownell	68	Steve Dietrich	2748
Mike Accursi	207	Dhane Smith	428	Pat McCready	990	Alex Kedoh Hill	59	Mike Thompson	1852
Dhane Smith	185	Mike Accursi	370	Jay Thorimbert	900	David Brock	54	Ken Montour	1189
Ryan Benesch	152	Ryan Benesch	351	Rich Kilgour	824	Dhane Smith	51	Ross Cowie	1133
Darris Kilgour	128	Rich Kilgour	317	Steve Priolo	622	Jay Thorimbert	48	Pat O'Toole	682
Roger Vyse	102	Darris Kilgour	255	Mike Accursi	573	Mitch de Snoo	46	Davide DiRuscio	652
Shawn Williams	99	Troy Cordingley	233	Kyle Couling	515	Billy Dee Smith	46	Matt Disher	638
Troy Cordingley	96	Shawn Williams	231	Billy Dee Smith	512	Matthew Bennett	38	Bill Gerrie	528
Rich Kilgour	94	Roger Vyse	219	Jim Veltman	459	Nick Weiss	37	Derek General	433

PLAYOFF CAREER RECORDS

Games Played	GP	Assists	A	Faceoff Wins	FOW	Penalty Minutes	PIM	Goalie Minutes	MIN
Name	No.	Name	No.	Name	No.	Name	No.	Name	No.
John Tavares	38	John Tavares	116	Jay Thorimbert	174	Billy Dee Smith	75	Anthony Cosmo	551
Mark Steenhuis	29	Mark Steenhuis	45	Darris Kilgour	56	Darris Kilgour	63	Mike Thompson	386
Billy Dee Smith	25	Darris Kilgour	32	Tom Phair	51	Ian Lord	42	Steve Dietrich	381
Rich Kilgour	25	Dhane Smith	26	Cory Bomberry	47	Pat McCready	31	Ross Cowie	357
Pat McCready	16	Mike Accursi	26	Rich Kilgour	47	Chris White	30	Ken Montour	181
Chris White	15	Rich Kilgour	26	Kevin Alexander	36	John Tavares	27	Pat O'Toole	177
Darris Kilgour	13	Jim Veltman	25	Jason Crosbie	29	Mark Steenhuis	26	Bill Gerrie	124
Six tied with	12	Delby Powless	25	Randy Fraser	27	Rich Kilgour	26	Corey Quinn	118
		Ryan Benesch	25	Brian Silcott	18	Brian Hall	24		
		Jason Crosbie	25	Craig Stevenson	16	David Brock	23		

Goals	G	Points	PTS	Loose Balls	LB	Forced Turnovers	FT	Goalie Saves	Saves
Name	No.	Name	No.	Name	No.	Name	No.	Name	No.
John Tavares	84	John Tavares	200	John Tavares	273	Andrew Watt	12	Anthony Cosmo	367
Mark Steenhuis	54	Mark Steenhuis	99	Mark Steenhuis	193	Steve Priolo	12	Steve Dietrich	277
Mike Accursi	30	Mike Accursi	56	Pat McCready	123	Mitch de Snoo	6	Mike Thompson	269
Dhane Smith	23	Darris Kilgour	55	Jim Veltman	123	Kevin Brownell	6	Ross Cowie	235
Darris Kilgour	23	Dhane Smith	49	Jay Thorimbert	107	David Brock	6	Ken Montour	127
Ryan Benesch	20	Ryan Benesch	45	Rich Kilgour	89	Darryl Gibson	4	Pat O'Toole	115
Kevin Dostie	15	Rich Kilgour	39	Darris Kilgour	81	Nick Weiss	4		
Troy Cordingley	14	Roger Vyse	37	Billy Dee Smith	71	Mark Steenhuis	4		
Four tied with	13	Jason Crosbie	36	Brian Hall	69				
		Jim Veltman	34	Mike Accursi	67				

BUFFALO BANDITS

SINGLE SEASON RECORDS

Goals	G	Season	Penalty Minutes	PIM	Season
Dhane Smith	72	2016	Kyle Lavery	70	2008
Ryan Benesch	55	2015	Brandon Francis	70	2011
John Tavares	51	2001	Brandon Francis	69	2012
Mark Steenhuis	51	2009	Kyle Lavery	66	2007
John Tavares	51	2009	Steve Priolo	65	2014
John Tavares	49	2003	Kyle Lavery	63	2004
John Tavares	49	2004	Steve Priolo	61	2016
Shawn Williams	46	2001	Billy Dee Smith	60	2005
John Tavares	43	2005	Andy Ogilvie	59	2000
John Tavares	42	2007	Chris White	59	2008
John Tavares	42	2002			

Assists	A	Season	Faceoffs Won	FOW	Season
Dhane Smith	68	2015	Jay Thorimbert	338	2015
Dhane Smith	65	2016	Jay Thorimbert	289	2016
John Tavares	64	2001	Jay Thorimbert	261	2013
John Tavares	61	2007	Jay Thorimbert	253	2014
John Tavares	59	2005	Tim Edwards	184	2017
Mark Steenhuis	59	2015	Cory Bomberly	142	2006
John Tavares	58	2003	Craig Stevenson	121	2000
John Tavares	58	2008	Rob Kirkby	116	2001
Ryan Benesch	58	2015	Brandon Francis	114	2011
Mark Steenhuis	54	2010	Rob Kirkby	109	2002

Points	Pts	Season	Forced Turnovers	FT	Season
Dhane Smith	137	2016	Steve Priolo	33	2017
John Tavares	115	2001	Steve Priolo	31	2014
Ryan Benesch	113	2015	Steve Priolo	28	2016
John Tavares	107	2003	Mitch de Snoo	26	2016
Dhane Smith	107	2015	Matthew Bennett	24	2016
John Tavares	103	2007	Alexander-Kedoh Hill	23	2015
John Tavares	102	2005	Kevin Brownell	23	2017
Mark Steenhuis	101	2009	Tom Montour	22	2011
Mark Steenhuis	95	2015	David Brock	20	2016
John Tavares	94	2009	Mitch de Snoo	20	2017

Loose Balls	LB	Season	Saves	Svs	Season
Jay Thorimbert	246	2015	Anthony Cosmo	752	2014
Jay Thorimbert	191	2014	Anthony Cosmo	681	2015
Jay Thorimbert	180	2013	Steve Dietrich	586	2002
Pat McCready	173	2002	Steve Dietrich	568	2006
Pat McCready	166	2004	Steve Dietrich	511	2005
Steve Dietrich	165	2003	Anthony Cosmo	501	2016
John Tavares	159	2001	Steve Dietrich	480	2003
Steve Dietrich	156	2002	Ken Montour	451	2009
John Tavares	155	2003	Mike Thompson	450	2011
Pat McCready	154	2006	Anthony Cosmo	437	2017

BUFFALO BANDITS

ALL-TIME RECORDS VS. OPPONENTS

	REGULAR SEASON									PLAYOFFS								
	ROAD			HOME			OVERALL			ROAD			HOME			OVERALL		
	GP	W	L	GP	W	L	GP	W	L	GP	W	L	GP	W	L	GP	W	L
Calgary	8	4	4	3	2	1	11	6	5	1	0	1	1	1	0	2	1	1
Colorado	13	7	6	19	12	7	32	19	13	-	-	-	1	0	1	1	0	1
(as Colorado)	5	1	4	9	5	4	14	6	8	-	-	-	1	0	1	1	0	1
(as Was. Power)	2	2	0	2	1	1	4	3	1									
(as Pit. C.Fire)	1	0	1	-	-	-	1	0	1									
(as Baltimore)	5	4	1	8	6	2	13	10	3									
Georgia	14	9	5	17	12	5	31	21	10	-	-	-	2	2	0	2	2	0
(as Georgia)	3	2	1	3	0	3	6	2	4									
(as Minnesota)	11	7	4	14	12	2	25	19	6	-	-	-	2	2	0	2	2	0
NE Black Wolves	29	13	16	32	18	14	61	31	30	3	2	1	6	4	2	9	6	3
(as NE Black Wolves)	5	2	3	5	3	2	10	5	5	1	1	0	1	1	0	2	2	0
(as Philadelphia)	24	11	13	27	15	12	51	26	25	2	1	1	5	3	2	7	4	3
Rochester	33	11	22	29	15	14	62	26	36	6	1	5	6	3	3	12	4	8
Saskatchewan	5	2	3	3	1	2	8	3	5	1	0	1	1	0	1	2	0	2
(as Saskatchewan)	1	1	0	1	0	1	2	1	1	1	0	1	1	0	1	2	0	2
(as Edmonton)	4	1	3	2	1	1	6	2	4									
Toronto	25	11	14	28	13	15	53	24	29	4	2	2	1	0	1	5	2	3
(as Toronto)	24	11	13	27	12	15	51	23	28	4	2	2	1	0	1	5	2	3
(as Ontario)	1	0	1	1	1	0	2	1	1									
Vancouver Stealth	12	9	3	10	7	3	22	16	6									
(as Van. Stealth)	4	3	1	3	3	0	7	6	1									
(as Was. Stealth)	3	2	1	2	0	2	5	2	3									
(as San Jose)	1	1	0	1	1	0	2	2	0									
(as Albany)	4	3	1	4	3	1	8	6	2									
Anaheim	2	2	0	3	3	0	5	5	0									
(as Anaheim)	1	1	0	2	2	0	3	3	0									
(as NJ Storm)	1	1	0	1	1	0	2	2	0									
Arizona	4	4	0	4	4	0	8	8	0									
(as Arizona)	1	1	0	2	2	0	3	3	0									
(as Columbus)	3	3	0	2	2	0	5	5	0									
Boston	3	3	0	4	2	2	7	5	2	-	-	-	2	2	0	2	2	0
Chicago	2	2	0	2	2	0	4	4	0									
Detroit	3	3	0	3	2	1	6	5	1	1	1	0	1	1	0	2	2	0
Montreal	1	0	1	1	0	1	2	0	2									
New England	6	4	2	5	3	2	11	7	4	-	-	-	2	2	0	2	2	0
New York Saints	10	7	3	6	4	2	16	11	5	-	-	-	1	1	0	1	1	0
Orlando	4	1	3	4	3	1	8	4	4	1	0	1	1	1	0	2	1	1
(as Orlando)	1	0	1	1	1	0	2	1	1									
(as NY Titans)	3	1	2	3	2	1	6	3	3	1	0	1	1	1	0	2	1	1
Ottawa	4	3	1	5	5	0	9	8	1									
(as Ottawa)	2	2	0	2	2	0	4	4	0									
(as Syracuse)	2	1	1	3	3	0	5	4	1									
Pittsburgh Bulls	2	2	0	-	-	-	2	2	0									
Portland	1	0	1	3	3	0	4	3	1	-	-	-	1	1	0	1	1	0
Vancouver Ravens	1	0	1	1	1	0	2	1	1									

BUFFALO BANDITS

ALL-TIME DRAFT HISTORY

2017 Entry Draft

Rd(overall)	Player Chosen	From
1(1)	Josh Byrne	Hofstra University
2(13)	Chase Fraser	Univ. of District of Columbia
3(33)	Dallas Bridle	High Point University
4(34)	Mackenzie Mitchell	Brock Univ./Orangeville
4(36)	Connor Laird	Brookline Redmen
5(43)	Dylan Molloy	Brown University
6(51)	Braedon Wallace	RIT

2016 Entry Draft

Rd(overall)	Player Chosen	From
2(13)	Justin Martin	University of Guelph
2(18)	Kevin Orleman	University of Guelph
3(31)	TJ Sanders	Penn State
4(39)	Bryce Brochu	Wheeling Jesuit
5(47)	Drake Smith	Kitchener-Waterloo
6(52)	Logan Holmes	Windsor Clippers

2015 Entry Draft

Rd(overall)	Player Chosen	From
2(11)	Anthony Malcom	Mars Hill University
3(27)	Mike Triolo	Pfeiffer University
4(36)	Tim Edwards	Canisius College
6(55)	Matthew Clearwater-Francisco	Mimico

2014 Entry Draft

Rd(overall)	Player Chosen	From
1(9)	Brandon Goodwin	Adelphia University
2(14)	Matthew Bennett	Brampton
2(18)	Tyler Ferreira	Dowling College
3(24)	Jordan Dance	Orangeville
6(49)	Mike Melnychenko	Chestnut Hill

2013 Entry Draft

Rd(overall)	Player Chosen	From
2(14)	Nick Diachenko	Delaware
2(15)	Mitch Wilde	Robert Morris
5(38)	Eric Penney	St. Catharines, ON
6(47)	Kevin Pym	Okotoks, AB
6(53)	Dylan Goddard	Clarington, ON

2012 Entry Draft

Rd(overall)	Player Chosen	From
1(5)	Dhane Smith	Kitchener, ON
2(13)	Hayden Smith	Orangeville, ON
2(16)	Jordan Critch	Orangeville, ON
2(18)	Carter Bender	University of Hartford
3(22)	Kevin Brownell	Robert Morris University
4(31)	Joel Matthews	University of Detroit Mercy
5(40)	Wenster Green	Six Nations, ON

2011 Entry Draft

Rd(overall)	Player Chosen	From
2(9)	Jeremy Thompson	Syracuse University
2(15)	Jeff Cornwall	Coquitlam, BC
3(24)	Connor Daly	Burlington, ON
3(25)	Jerome Thompson	Onondaga CC
4(33)	Billy Bitter	Univ. of North Carolina
5(41)	Dwight Bero	Dartmouth University
6(51)	Lloyd Chrysler	St. Catharines, ON

2011 Dispersal Draft (BOS)

Rd(overall)	Player Chosen
1(6)	Kevin Buchanan
2(15)	Damon Edwards
3	Pass

2010 Entry Draft

Rd(overall)	Player Chosen	From
1(9)	Travis Irving	New Westminster, BC
2(13)	Ben McCullough	SUNY Potsdam
2(21)	Wayne Van Every	Six Nations, ON
4(37)	Holden Vyse	Six Nations, ON
4(47)	Jimmy Purves	Six Nations, ON
6(57)	Elija Printup	Six Nations, ON
6(60)	Jordan Costa	Mississauga, ON

2010 Dispersal Draft

Rd(overall)	Player Chosen
2(16)	Jesse Guerin
3(26)	Matt Brown)
4(36)	

2009 Entry Draft

Rd(overall)	Player Chosen	From
1(10)	Kyle Clancy	Peterborough, ON
2(15)	Chris Corbeil	Brampton, ON
2(21)	Steve Priolo	St. Catharines, ON
4(39)	Zac McIlmoyle	Peterborough, ON
6(60)	Matt Freedman	Canidius College

2009 Dispersal Draft

Rd(overall)	Player Chosen
1(9)	Jamison Koesterer
2(20)	Passed

2008 Entry Draft

Rd(overall)	Player Chosen	From
3(35)	Eryn Jones	Six Nations, ON
4(49)	Tory Gardner	Six Nations, ON
5(62)	Shane Pollock	Wallaceburg, ON
6(65)	Dustin Dunn	Potsdam State University

2008 Dispersal Draft (CHI)

Rd(overall)	Player Chosen
1(12)	Cody Jacobs
2(21)	Cory Stringer

2008 Dispersal Draft (AZ)

Rd(overall)	Player Chosen
1(13)	Greg Hinman

2007 Entry Draft

Rd(overall)	Player Chosen	From
2(18)	Brandon Swamp	Postdam State University
3(39)	Chris Lalonde	Wallaceburg, ON
5(65)	Jon Mason	Roanoke College
5(67)	Brent Wiotowicz	Hamilton, ON

2007 Dispersal Draft

Rd(overall)	Player Chosen
1(10)	Craig Conn
2(15)	Brian Crosswell
3(34)	Joe Smith

2006 Entry Draft

Rd(overall)	Player Chosen	From
1(3)	Brett Bucktooth	Syracuse University
2(18)	Joe Walters	University of Maryland
2(24)	Jay Thorimbert	Niagara, ON
3(37)	Brendan Thenhaus	Oakeville, ON
4(47)	Brent Miller	Niagara, ON
4(50)	Nolan Godfrey	Merrimack College
6(76)	Daniel Sams	Peterborough, ON

2005 Entry Draft

Rd(overall)	Player Chosen	From
1(10)	Jeff Shattler	Brampton, ON
2(12)	Roger Vyse	Limestone College
2(21)	Mike Poulin	Orangeville, ON
4(42)	Ian Llord	St. Catharines, ON
5(53)	Kyle Schmelze	Niagara, ON
6(65)	Gene Tundo Jr.	Univ. of Massachusetts

2004 Entry Draft

Rd(overall)	Player Chosen	From
1(1)	Delby Powless	Rutgers University
3(21)	Jamie Rooney	Elora, ON
4(41)	Regy Van Velzen	Spartan, ON
4(43)	Chris Passavia	University of Maryland
5(53)	Mike Weadick	Elora, ON
6(64)	Brian Myers	Towson University

2004 Dispersal Draft

Rd(overall)	Player Chosen
1(9)	Curt Malawsky

2003 Entry Draft

Rd(overall)	Player Chosen	From
1(6)	A.J. Shannon	University of Virginia
4(36)	Adam Donegar	Johns Hopkins University
5(46)	Scott Gillingham	Mississauga, ON
6(56)	David Brown	Toronto, ON
7(66)	Nathan Russell	New Westminster, BC
8(77)	Jon Ianucci	Coquitlam, BC

2003 Dispersal Draft

Rd(overall)	Player Chosen
1(9)	Jason Clark
2(20)	Marc Landriault
3(31)	Mike Hamilton

2002 Entry Draft

Rd(overall)	Player Chosen	From
1(3)	Billy Dee Smith	Mercyhurst College
4(43)	Mike Longboat	St. Catharines, ON
4(45)	Tyler Harris	Clarington, ON
5(55)	Louis Alfred	Kahanwake, ON
7(79)	Vincent Crawford	Whitby, ON
8(91)	Francis Dostie	Brampton, ON
9(103)	Craig Sleeman	Nazareth College

2001 Entry Draft

Rd(overall)	Player Chosen	From
2(18)	Brad Self	Peterborough, ON
3(27)	Bryan Sanchez	Middlebury College
5(61)	Milan Gajic	Burnaby, BC
6(74)	Dan Bowman	St. Catharines, ON
7(87)	Randy McNeil	St. Joseph's
8(100)	Al Terilli	Nazareth College
9(113)	Jeff Hochalter	Burlington, ON

2000 Entry Draft

Rd(overall)	Player Chosen	From
1(2)	Ryan Powell	Syracuse University
2(13)	Ryan Curtis	University of Virginia
2(15)	Patrick Merril	Orangeville, ON
3(20)	Joe Ceglia	Syracuse University
5(43)	Tim Byrnes	Syracuse University
6(52)	Drew McKnight	University of Virginia
7(61)	T.J. Durnan	Duke University
8(65)	Jake Coon	Nazareth College
8(70)	Jared Frood	Duke University
9(79)	Kevin Kelley	Syracuse University

1999 Entry Draft

Rd(overall)	Player Chosen	From
2	Todd Richard	University of Hartford
2	Pat Maddalena	Burlington, ON
3	Trent Hill	Six Nations, ON
3	Adam Pascal	Middlebury College
3	Steve Evans	Peterborough, ON
4	Scott Self	Peterborough, ON
5	Sean Holmes	Mississauga, ON
6	Scott Hochstadt	University of Maryland
7	Mario Lopez	University of Massachusetts
7	Josh Black	St. Catharine's, ON
8	Marcus Mayus	Pace University
9	Tyler Francey	Whitby, ON

1998 Entry Draft

Rd(overall)	Player Chosen	From
1	Matt Disher	New Westminster, BC
2	John Fay	Duke University
3	Ryan McDermott	Nazareth College
4	D'Arcy Sweet	Butler University
5	Rich Schwanke	Hobart College
5	John Lipinski	St. Catharines, ON
6	Andy Ogilvie	Coquitlam, BC
7	Jamie Bowen	North Shore, BC
8	Tim Bomberry	Six Nations, ON
9	Scott Komer	Burlington, ON

1997 Entry Draft

Rd(overall)	Player Chosen	From
1	Casey Zaph	Peterborough, ON
1	Marty O'Brien	Whitby, ON
2	Bob Henry	Six Nations, ON
3	Gary Scott	Orangeville, ON
4	Clay Squire	Six Nations, ON
5	Sean Howe	St. Catharine's, ON
6	Curt Knodel	Canisius College
7	Chris Clark	Michigan State University
8	Chris Levis	Six Nations, ON
9	Jeff Hanson	Burnaby, BC

1996 Entry Draft

Rd(overall)	Player Chosen	From
1	Mike Murray	Brampton, ON
2	Rusty Kruger	Orangeville, ON
3	Gary Scott	Orangeville, ON
4	Jim Rankin	Orangeville, ON
5	Ryan Sanderson	RIT

1995 Entry Draft

Rd(overall)	Player Chosen	From
1	Jason Luke	St. Catharine's, ON
2	Shaydon Santos	Brock University
3	John Grant Jr.	Peterborough, ON
4	Tracey Kelusky	Peterborough, ON
5	Brian Beisel	Brampton, ON

1994 Entry Draft

Rd(overall)	Player Chosen	From
1	Rodd Squire	Six Nations, ON
2	Grant Johnston	Brock University
3	Travis Kilgour	St. Catharines, ON
3	Jamie Batley	UMBC
4	Mike Hansen	Brock University
5	Kevin Haynes	Loyola

BUFFALO BANDITS

ALL-TIME DRAFT HISTORY

1993 Entry Draft

Rd(overall)	Player Chosen	From
1	Gil Nieuwendyk	Barrie, ON
2	Andy Shaughnessy	Sir Sandford Fleming
3	Tyson Leles	Victoria, BC
4	Jeff Hardill	Peterborough, ON
5	Jamie Grimoldby	Georgian College

1992 Entry Draft

Rd(overall)	Player Chosen	From
1	Tom Maracheck	Syracuse University
2	Troy Corfingley	Lakehead University
3	Miles General	Six Nations, ON
4	Randy Mearns	Canisius College
5	Marty Calder	Brock University

1991 Entry Draft

Rd(overall)	Player Chosen	From
1	Darris Kilgour	Nazareth College
2	John Zilberti	Syracuse University
3	Jacob Lazore	Nazareth College
4	Darren Mutch	Niagara, ON
5	Ross Cowie	Brock University



BUFFALO BANDITS

ALL-TIME COACHING HISTORY

Season	Coach	Regular Season			Playoffs		
		Won	Lost	Win Pct.	Won	Lost	Win Pct.
1992	McCready, Bob	0	3	.000	-	-	-
	Total	0	3	.000	0	0	.000
1992	Bartley, Les	5	0	1.000	3	0	1.000
1993	Bartley, Les	8	0	1.000	2	0	1.000
1994	Bartley, Les	6	2	.750	1	1	.500
1995	Bartley, Les	3	5	.375	0	1	.000
1996	Bartley, Les	8	2	.800	2	0	1.000
1997	Bartley, Les	6	4	.600	1	1	.500
	Total	36	13	.735	9	3	.750
1998	Wakeling, Les	6	6	.500	0	1	.000
1999	Wakeling, Les	4	8	.333	-	-	-
	Total	10	14	.417	0	1	.000
2000	Sawicki, Ted	8	4	.667	0	1	.000
2001	Sawicki, Ted	8	6	.571	-	-	-
2002	Sawicki, Ted	5	4	.556	-	-	-
	Total	21	14	.600	0	1	.000
	Nielsen, Frank	3	4	.429	-	-	-
	Total	3	4	.429	0	0	.000
2003	Kilgour, Darris	12	4	.750	1	1	.500
2004	Kilgour, Darris	8	8	.500	2	1	.667
2005	Kilgour, Darris	11	5	.688	0	1	.000
2006	Kilgour, Darris	11	5	.688	2	1	.667
2007	Kilgour, Darris	10	6	.625	1	1	.500
2008	Kilgour, Darris	10	6	.625	3	0	1.000
2009	Kilgour, Darris	10	6	.625	1	1	.500
2010	Kilgour, Darris	8	8	.500	0	1	.000
2011	Kilgour, Darris	10	6	.625	1	1	.500
2012	Kilgour, Darris	7	9	.438	0	1	.000
2013	Kilgour, Darris	6	10	.375	-	-	-
	Total	103	73	.585	11	9	.550
2014	Cordingley, Troy	8	10	.444	2	2	.500
2015	Cordingley, Troy	11	7	.611	0	1	.000
2016	Cordingley, Troy	13	5	.722	2	2	.500
2017	Cordingley, Troy	6	12	.333	-	-	-
	Total	38	34	.528	4	5	.444
	Grand Total	211	155	.577	24	19	.558

BUFFALO BANDITS

ALL-TIME SCHEDULE & RESULTS

1992 Season

Date	Opponent	Result
1/4/1992	vs. NY Saints	L 17-21
1/18/1992	@ NY Saints	L 16-19
1/25/1992	vs. Detroit	L 17-23
2/8/1992	@ Pittsburgh Bulls	W 23-13
2/28/1992	vs. Philadelphia	W 20-11
3/7/1992	@ Detroit	W 22-9
3/13/1992	vs. Baltimore	W 27-20
3/21/1992	@ Boston	W 19-9
3/27/1992	vs. Boston	W 22-16*
4/4/1992	@ Detroit	W 19-16*
4/11/1992	@ Philadelphia	W 11-10*\$

1993 Season

Date	Opponent	Result
1/9/1993	@ Pittsburgh Bulls	W 17-10
1/16/1993	@ Detroit	W 18-14
1/23/1993	vs. Baltimore	W 23-13
1/30/1993	@ Boston	W 17-13
2/6/1993	vs. Boston	W 16-14
2/20/1993	@ Baltimore	W 19-18
2/27/1993	vs. Philadelphia	W 13-12
3/20/1993	vs. Detroit	W 20-14
4/3/1993	vs. Boston	W 12-10*
4/10/1993	vs. Philadelphia	W 13-12*\$

1994 Season

Date	Opponent	Result
1/21/1994	@ Detroit	W 17-16
1/23/1994	vs. Baltimore	W 17-12
1/29/1994	@ NY Saints	W 18-10
2/5/1994	vs. Philadelphia	W 15-11
2/19/1994	vs. Boston	L 10-14
3/12/1994	@ Boston	W 14-10
3/19/1994	@ Philadelphia	L 12-16
3/26/1994	vs. Detroit	W 18-10
4/9/1994	vs. Detroit	W 16-10*
4/16/1994	vs. Philadelphia	L 15-26*\$

1995 Season

Date	Opponent	Result
1/7/1995	vs. Philadelphia	W 17-13
1/14/1995	@ Boston	L 11-12
1/28/1995	@ Philadelphia	L 10-17
2/4/1995	vs. Boston	L 13-16
2/11/1995	@ NY Saints	W 16-13
2/25/1995	vs. Rochester	L 8-13
3/4/1995	vs. Baltimore	W 23-12
3/5/1995	@ Rochester	L 11-12
3/25/1995	vs. Philadelphia	L 16-19*

1996 Season

Date	Opponent	Result
1/12/1996	@ Philadelphia	W 15-12
1/20/1996	vs. Baltimore	W 18-16
2/3/1996	vs. Boston	W 18-11
2/10/1996	@ Rochester	W 14-9
2/24/1996	vs. Charlotte	W 28-6
3/2/1996	@ Baltimore	W 25-17
3/9/1996	@ Boston	W 13-12
3/16/1996	vs. Rochester	L 14-17
3/22/1996	@ NY Saints	W 16-13
3/23/1996	vs. Philadelphia	L 12-14
4/6/1996	vs. Rochester	W 18-10*
4/12/1996	vs. Philadelphia	W 15-10*\$

1997 Season

Date	Opponent	Result
1/4/1997	vs. Rochester	L 17-19
1/18/1997	vs. Boston	W 15-13
1/25/1997	@ Boston	L 15-16
2/7/1997	@ Baltimore	W 22-15
2/8/1997	vs. NY Saints	W 16-14
2/15/1997	@ Rochester	W 16-15
2/21/1997	@ NY Saints	L 16-18
3/15/1997	vs. Philadelphia	L 8-16
3/22/1997	@ Philadelphia	W 14-13
3/29/1997	vs. Baltimore	W 19-14
4/5/1997	vs. NY Saints	W 19-10*
4/12/1997	vs. Rochester	L 12-15*\$

1998 Season

Date	Opponent	Result
1/3/1998	vs. Philadelphia	L 12-14
1/17/1998	vs. NY Saints	W 16-12
1/31/1998	@ Rochester	L 6-15
2/7/1998	@ Philadelphia	L 9-15
2/14/1998	@ Baltimore	L 15-20
2/20/1998	vs. Rochester	W 16-15
2/21/1998	@ Ontario	L 15-17
2/28/1998	@ NY Saints	W 14-13
3/7/1998	vs. Baltimore	L 10-12
3/14/1998	vs. Ontario	W 14-12
4/4/1998	@ Syracuse	W 20-16
4/11/1998	vs. Syracuse	W 19-10
4/18/1998	@ Philadelphia	L 12-17*

1999 Season

Date	Opponent	Result
1/8/1999	@ Philadelphia	W 18-17
1/16/1999	vs. Baltimore	L 15-22
1/22/1999	@ Toronto	L 10-11
1/29/1999	vs. Syracuse	W 17-16
1/30/1999	@ NY Saints	W 12-11
2/5/1999	vs. Philadelphia	L 11-13
2/27/1999	@ Baltimore	W 16-15
3/6/1999	vs. NY Saints	L 12-13
3/20/1999	vs. Rochester	L 11-17
3/27/1999	vs. Toronto	L 12-13
4/3/1999	@ Rochester	L 13-1
4/10/1999	@ Syracuse	L 11-14

2000 Season

Date	Opponent	Result
1/8/2000	vs. Toronto	L 14-17
1/29/2000	vs. Syracuse	W 22-21
2/5/2000	vs. Albany	W 21-17
2/12/2000	@ PIT CrosseFire	L 14-17
2/18/2000	vs. Rochester	W 18-14
2/26/2000	@ Toronto	W 18-12
3/11/2000	vs. NY Saints	W 19-18
3/18/2000	@ Rochester	L 13-16
3/25/2000	@ NY Saints	W 21-16
4/1/2000	vs. Philadelphia	W 16-11
4/8/2000	@ Philadelphia	L 11-22
4/15/2000	@ Albany	W 15-13
4/21/2000	vs. Rochester	L 11-15*

2001 Season

Date	Opponent	Result
12/30/2000	@ Washington Power	W 20-19
1/6/2001	vs. Columbus	W 23-10
1/20/2001	vs. Philadelphia	W 26-18
1/27/2001	vs. Toronto	L 13-14
2/3/2001	vs. Ottawa	W 25-14
2/10/2001	vs. Washington Power	L 17-21
2/16/2001	@ Ottawa	W 21-12
2/24/2001	@ Philadelphia	L 12-17
3/10/2001	@ Columbus	W 22-19
3/17/2001	vs. Albany	W 18-13
3/25/2001	vs. Rochester	L 9-10
3/30/2001	@ Albany	W 17-14
3/31/2001	@ Rochester	L 12-19
4/7/2001	@ NY Saints	L 13-18

2002 Season

Date	Opponent	Result
11/24/2001	vs. Washington Power	W 17-15
12/1/2001	vs. Montreal	L 17-18
12/16/2001	@ NY Saints	W 16-13
1/5/2002	vs. Rochester	L 11-22
1/18/2002	@ Calgary	W 13-12
1/25/2002	@ Philadelphia	L 7-8
1/26/2002	vs. Vancouver Ravens	W 17-14
2/1/2002	@ Montreal	L 7-10
2/2/2002	vs. Columbus	W 12-8
2/9/2002	vs. Albany	L 9-11
2/15/2002	@ Columbus	W 12-10
2/22/2002	vs. Philadelphia	W 19-14
2/23/2002	@ Albany	L 14-15
3/2/2002	vs. Toronto	L 7-8
3/9/2002	@ Rochester	L 7-12
3/23/2002	@ Washington Power	W 23-22

2003 Season

Date	Opponent	Result
1/4/2003	vs. Albany	W 11-10
1/11/2003	vs. Columbus	W 15-6
1/19/2003	@ NJ Storm	W 10-4
1/24/2003	@ Toronto	L 13-17
1/25/2003	vs. Calgary	W 23-17
2/1/2003	@ Columbus	W 19-16
2/8/2003	vs. Toronto	W 14-8
2/15/2003	@ Albany	W 16-11
2/16/2003	vs. NY Saints	W 16-10
3/7/2003	vs. Rochester	W 12-10
3/15/2003	@ Philadelphia	L 12-15
3/21/2003	vs. Ottawa	W 12-9
3/22/2003	@ Ottawa	W 11-9
3/29/2003	@ Rochester	L 9-18
4/5/2003	vs. NJ Storm	W 19-12
4/11/2003	@ Calgary	L 14-16
4/19/2003	vs. Calgary	W 16-9*
4/26/2003	@ Rochester	L 13-16*

BUFFALO BANDITS

ALL-TIME SCHEDULE & RESULTS

2004 Season

Date	Opponent	Result
1/3/2004	vs. Rochester	W 12-11
1/10/2004	vs. Philadelphia	L 13-16
1/16/2004	@ Vancouver Ravens	L 15-16
1/18/2004	@ Anaheim	W 16-12
1/31/2004	@ Philadelphia	W 18-10
2/6/2004	vs. Rochester	W 10-9
2/13/2004	@ Toronto	W 13-9
2/14/2004	vs. Anaheim	W 13-11
2/21/2004	@ Philadelphia	W 12-8
2/28/2004	@ Rochester	L 12-13
3/5/2004	vs. Toronto	L 11-13
3/13/2004	vs. Arizona	W 13-11
3/20/2004	@ Rochester	L 12-13
3/26/2004	@ Toronto	L 11-14
3/27/2004	vs. Toronto	L 9-15
4/4/2004	vs. Philadelphia	L 15-17
4/17/2004	@ Rochester	W 13-9*
4/25/2004	@ Toronto	W 19-10*
5/7/2004	@ Calgary	L 11-14*\$

2005 Season

Date	Opponent	Result
1/7/2005	vs. Toronto	L 13-15
1/21/2005	@ Minnesota	W 15-10
1/22/2005	@ Colorado	L 8-11
1/28/2005	@ Philadelphia	W 15-10
1/29/2005	vs. Philadelphia	W 20-16
2/11/2005	vs. Anaheim	W 20-9
2/19/2005	@ Rochester	W 11-7
2/25/2005	vs. Philadelphia	L 8-14
3/4/2005	@ Toronto	W 14-12
3/11/2005	@ Minnesota	W 23-16
3/18/2005	vs. Minnesota	W 13-11
3/19/2005	@ Rochester	L 11-12
3/26/2005	vs. Toronto	L 8-12
4/1/2005	vs. Rochester	W 11-9
4/9/2005	@ Calgary	W 14-9
4/16/2005	vs. San Jose	W 13-10
4/23/2005	vs. Rochester	L 14-19*

2006 Season

Date	Opponent	Result
1/13/2006	@ Toronto	W 13-11
1/21/2006	vs. Toronto	W 13-10
1/28/2006	@ Rochester	L 10-11
2/10/2006	vs. Portland	W 16-6
2/11/2006	@ Philadelphia	L 9-10
2/18/2006	vs. Minnesota	W 14-9
3/4/2006	vs. Minnesota	L 8-11
3/11/2006	vs. Toronto	L 8-10
3/18/2006	@ Rochester	W 14-13
3/24/2006	@ Minnesota	W 13-11
3/25/2006	vs. Rochester	W 18-13
3/31/2006	@ San Jose	W 11-9
4/1/2006	@ Arizona	W 13-10
4/8/2006	vs. Colorado	W 14-12
4/14/2006	vs. Philadelphia	W 8-7
4/15/2006	@ Philadelphia	L 11-14
4/23/2006	vs. Minnesota	W 11-10*
4/29/2006	vs. Rochester	W 15-10*
5/13/2006	vs. Colorado	L 9-16*\$

2007 Season

Date	Opponent	Result
12/30/2006	@ Portland	L 10-11
1/12/2007	vs. NY Titans	W 16-14
1/13/2007	@ Colorado	L 10-11
1/20/2007	vs. Minnesota	W 22-13
2/2/2007	vs. Toronto	L 10-14
2/3/2007	@ Toronto	L 8-13
2/11/2007	@ Chicago	W 12-11
2/17/2007	@ Philadelphia	W 12-8
2/24/2007	vs. Philadelphia	W 13-12
3/4/2007	@ Minnesota	W 16-15
3/17/2007	@ NY Titans	W 11-8
3/24/2007	vs. Colorado	W 19-15
3/31/2007	vs. Chicago	W 15-10
4/7/2007	vs. Arizona	W 15-5
4/13/2007	vs. Rochester	L 10-14
4/14/2007	@ Rochester	L 8-14
4/22/2007	vs. Minnesota	W 14-8*
4/27/2007	@ Rochester	L 13-14*

2008 Season

Date	Opponent	Result
1/11/2008	vs. Rochester	L 9-12
1/12/2008	@ Rochester	W 14-9
1/19/2008	vs. NY Titans	W 17-13
1/26/2008	@ Philadelphia	L 14-15
2/8/2008	@ Calgary	W 17-9
2/10/2008	@ NY Titans	L 9-10
2/15/2008	@ Toronto	L 8-11
2/16/2008	vs. Minnesota	W 16-14
2/24/2008	@ Chicago	W 13-8
3/1/2008	vs. Philadelphia	W 21-12
3/8/2008	vs. Minnesota	W 11-7
3/22/2008	vs. Toronto	L 9-13
4/5/2008	vs. Colorado	W 12-11
4/12/2008	@ Rochester	L 6-11
4/19/2008	vs. Chicago	W 13-9
4/26/2008	vs. Portland	W 14-10
5/2/2008	vs. Philadelphia	W 14-12*
5/10/2008	vs. NY Titans	W 19-12*
5/17/2008	vs. Portland	W 14-13*\$

2009 Season

Date	Opponent	Result
1/3/2009	vs. Philadelphia	W 15-11
1/10/2009	@ Toronto	W 8-6
1/16/2009	vs. Rochester	W 23-6
1/24/2009	@ Minnesota	W 10-9
1/29/2009	@ Edmonton	W 13-8
2/6/2009	@ Philadelphia	L 11-13
2/14/2009	vs. Toronto	W 25-10
2/20/2009	@ Toronto	W 17-16
2/28/2009	vs. Minnesota	L 15-16
3/14/2009	@ Rochester	L 14-15
3/21/2009	vs. Portland	W 14-4
3/28/2009	vs. NY Titans	L 9-11
4/4/2009	@ Boston	W 15-11
4/10/2009	vs. Rochester	W 13-9
4/11/2009	@ NY Titans	L 9-12
4/18/2009	vs. Boston	L 12-13
5/2/2009	vs. Boston	W 11-8*
5/9/2009	@ NY Titans	L 3-9*

2010 Season

Date	Opponent	Result
1/9/2010	@ Rochester	L 5-10
1/16/2010	vs. Rochester	L 11-13
1/22/2010	@ Washington Stealth	L 11-13
1/23/2010	@ Edmonton	L 7-11
1/30/2010	vs. Minnesota	W 11-7
2/6/2010	vs. Toronto	L 10-14
2/13/2010	@ Philadelphia	W 13-11
2/27/2010	vs. Philadelphia	L 11-15
3/6/2010	vs. Orlando	W 12-10
3/12/2010	@ Toronto	W 11-10
3/13/2010	@ Boston	W 9-8
3/27/2010	@ Rochester	W 14-7
4/3/2010	vs. Colorado	L 11-12
4/10/2010	vs. Toronto	W 13-10
4/16/2010	@ Orlando	L 7-9
4/24/2010	vs. Boston	W 13-10
5/1/2010	@ Toronto	L 11-13*

2011 Season

Date	Opponent	Result
1/8/2011	@ Calgary	L 9-10
1/15/2011	@ Philadelphia	W 9-6
1/22/2011	vs. Toronto	W 15-14
1/29/2011	@ Toronto	L 5-8
2/4/2011	vs. Minnesota	W 15-12
2/12/2011	@ Philadelphia	W 16-7
2/19/2011	vs. Philadelphia	L 9-10
3/5/2011	vs. Rochester	W 11-8
3/6/2011	@ Boston	W 9-8
3/12/2011	vs. Boston	W 12-10
3/27/2011	@ Minnesota	W 12-9
4/2/2011	vs. Washington Stealth	L 9-10
4/8/2011	@ Toronto	W 11-8
4/9/2011	@ Rochester	W 9-8
4/16/2011	vs. Boston	L 9-16
4/23/2011	vs. Rochester	L 9-15
4/30/2011	vs. Boston	W 11-10*
5/7/2011	vs. Toronto	L 11-12*

2012 Season

Date	Opponent	Result
1/14/2012	vs. Toronto	W 14-10
1/21/2012	@ Rochester	W 12-9
1/27/2012	vs. Philadelphia	L 10-13
1/28/2012	@ Minnesota	L 11-19
2/4/2012	vs. Washington Stealth	L 10-11
2/12/2012	@ Philadelphia	L 13-14
3/3/2012	vs. Colorado	L 13-16
3/10/2012	@ Rochester	L 10-13
3/16/2012	@ Toronto	W 21-14
3/17/2012	vs. Minnesota	W 13-10
3/24/2012	@ Calgary	L 6-17
3/31/2012	vs. Toronto	L 9-15
4/7/2012	vs. Philadelphia	W 17-7
4/14/2012	@ Edmonton	L 8-11
4/21/2012	vs. Rochester	W 14-9
4/28/2012	@ Washington Stealth	W 17-16
5/5/2012	@ Toronto	L 6-7*

BUFFALO BANDITS

ALL-TIME SCHEDULE & RESULTS

2013 Season

Date	Opponent	Result
1/11/2013	@ Philadelphia	L 8-13
1/12/2013	vs. Minnesota	W 13-12
1/19/2013	@ Rochester	W 14-13
1/26/2013	vs. Philadelphia	W 14-13
2/2/2013	vs. Toronto	L 12-14
2/9/2013	vs. Rochester	L 7-15
2/16/2013	@ Rochester	W 10-6
2/28/2013	@ Toronto	W 15-13
3/1/2013	vs. Philadelphia	L 10-11
3/9/2013	vs. Colorado	L 6-12
3/16/2013	@ Colorado	L 13-16
3/23/2013	vs. Edmonton	L 7-14
3/29/2013	@ Toronto	L 11-18
4/6/2013	@ Minnesota	L 7-21
4/13/2013	@ Washington Stealth	W 15-10
4/20/2013	vs. Rochester	L 9-10
12/28/2013	vs. Philadelphia	L 13-17

2014 Season

Date	Opponent	Result
1/10/2014	vs. Toronto	W 12-10
1/12/2014	@ Philadelphia	W 12-11
1/18/2014	@ Colorado	W 16-9
1/25/2014	vs. Rochester	W 11-10
2/1/2014	vs. Toronto	W 12-10
2/8/2014	@ Rochester	L 6-9
2/15/2014	vs. Philadelphia	W 13-7
3/8/2014	vs. Minnesota	W 12-9
3/15/2014	vs. Colorado	W 12-9
3/21/2014	@ Edmonton	L 5-14
3/23/2014	@ Minnesota	L 9-10
3/29/2014	@ Vancouver Stealth	L 8-12
4/5/2014	vs. Calgary	L 13-16
4/12/2014	@ Minnesota	L 9-10
4/18/2014	@ Toronto	L 9-13
4/19/2014	@ Rochester	L 4-8
4/26/2014	vs. Rochester	L 14-16
5/3/2014	@ Toronto	W 15-13*
5/10/2014	vs. Rochester	W 12-8*
5/17/2014	@ Rochester	L 8-13*
5/17/2014	@ Rochester	L 1-2*m

2015 Season

Date	Opponent	Result
1/2/2015	@ NE Black Wolves	L 8-12
1/3/2015	vs. Edmonton	W 9-8
1/17/2015	@ Vancouver Stealth	W 14-13
1/23/2015	@ Toronto	L 11-13
1/30/2015	vs. Minnesota	W 15-12
1/31/2015	@ Rochester	L 11-17
2/7/2015	@ Calgary	W 15-14
2/14/2015	vs. Rochester	L 10-15
2/21/2015	@ Rochester	L 12-13
2/28/2015	vs. Colorado	W 14-11
3/13/2015	vs. Toronto	W 15-12
3/14/2015	@ Toronto	L 10-11
3/21/2015	vs. Minnesota	W 12-8
4/4/2015	vs. NE Black Wolves	L 11-12
4/11/2015	@ Minnesota	W 12-9
4/25/2015	vs. Vancouver Stealth	W 17-9
4/26/2015	@ NE Black Wolves	W 20-9
5/2/2015	vs. NE Black Wolves	W 20-10
5/8/2015	@ Rochester	L 11-14*

2016 Season

Date	Opponent	Result
1/9/2016	vs. Calgary	W 10-9
1/16/2016	@ Colorado	L 14-15
1/23/2016	vs. Toronto	W 12-6
1/30/2016	@ NE Black Wolves	L 11-15
2/6/2016	vs. NE Black Wolves	W 12-10
2/14/2016	@ Georgia	W 21-14
2/19/2016	@ Toronto	L 12-14
2/20/2016	vs. Georgia	L 15-19
2/26/2016	@ Saskatchewan	W 19-18
3/5/2016	@ Vancouver Stealth	W 13-8
3/11/2016	vs. Rochester	W 13-10
3/25/2016	vs. Vancouver Stealth	W 17-10
4/2/2016	@ Georgia	W 18-14
4/9/2016	vs. Rochester	W 14-12
4/15/2016	@ Toronto	L 9-12
4/16/2016	vs. Toronto	W 14-8
4/23/2016	@ Rochester	W 15-13
4/30/2016	vs. NE Black Wolves	W 12-7
5/16/2016	@ NE Black Wolves	W 15-10*
5/21/2016	vs. NE Black Wolves	W 20-15*
5/28/2016	vs. Saskatchewan	L 9-11*\$
6/4/2016	@ Saskatchewan	L 10-11*\$

2017 Season

Date	Opponent	Result
12/30/16	vs. Colorado	L 8-12
1/14/17	vs. Georgia	L 14-18
1/21/17	vs. Vancouver Stealth	W 21-15
1/28/17	@ NE Black Wolves	L 12-13
2/3/17	@ Toronto	L 10-18
2/17/17	vs. NE Black Wolves	L 11-14
2/19/17	@ NE Black Wolves	W 16-15
2/25/17	vs. Toronto	W 15-12
3/3/17	vs. Rochester	W 13-9
3/4/17	@ Rochester	L 8-9
3/17/17	@ Vancouver Stealth	W 15-11
3/25/17	@ Rochester	L 11-10
4/1/17	vs. Saskatchewan	L 14-17
4/8/17	@ Calgary	L 8-13
4/14/17	@ Toronto	W 13-8
4/15/17	@ Georgia	L 16-17
4/22/17	vs. Georgia	L 7-20
4/29/17	vs. Toronto	L 15-19





CALGARY ROUGHNECKS

TEAM INFORMATION



MIKE BOARD
General Manager



CURT MALAWSKY
Head Coach



JOANNA FRENCH
Communications

CEO of CSEC & President: Ken M. King
 COO of CSEC & Governor: John Bean
 Vice President & Alternate Governor Mike Moore
 General Manager, Alternate Governor: Mike Board
 Assistant Manager Business Operations: Adwoa Yamoah
 Head Coach & Assistant General Manager: Curt Malawsky
 Assistant Coach: Bob McMahon & Rob Williams
 Strength & Conditioning Coach: Jamie McCartney
 Equipment Manager: Chris Norton
 Assistant Manager Communications: Joanna French
 Phone: 403-571-2201
 E-Mail: jfrench@calgaryflames.com
 Athletic Therapist: Neil Hergott
 Equipment Manager: Brad Hughes
 Broadcast Partners: TSN, TSN Go

TEAM INFORMATION

Home Arena/Seating Capacity: Sociabank Saddledome/19,289
 NLL Team Established: 2001
 Colors: Red, White & Black

TEAM INFORMATION

2018 Schedule

Date	Time	Away	Home
Dec. 9	7:30 PM	Calgary	Rochester
Dec. 17	7:00 PM	Vancouver	Calgary
Dec. 29	7:00 PM	Colorado	Calgary
Jan. 6	7:30 PM	Calgary	Buffalo
Jan. 13	7:00 PM	Georgia	Calgary
Jan. 27	7:00 PM	Saskatchewan	Calgary
Feb. 3	7:00 PM	Calgary	Toronto
Feb. 10	7:00 PM	Colorado	Calgary
Feb. 16	7:00 PM	Vancouver	Calgary
Feb. 24	7:30 PM	Calgary	Saskatchewan
Mar. 10	7:00 PM	Calgary	Colorado
Mar. 17	7:00 PM	Rochester	Calgary
Mar. 24	7:00 PM	Toronto	Calgary
Mar. 31	7:00 PM	Calgary	Vancouver
Apr. 8	2:00 PM	Calgary	New England
Apr. 14	7:00 PM	Buffalo	Calgary
Apr. 21	7:00 PM	Calgary	Vancouver
Apr. 28	7:30 PM	Calgary	Saskatchewan

2017 Season Results

Date	Opponent	Result
Jan. 6	vs. Vancouver Stealth	L 11-12
Jan. 14	@ Vancouver Stealth	W 14-10
Jan. 20	@ Colorado	W 14-12
Jan. 28	vs. Colorado	L 8-12
Feb. 4	vs. Saskatchewan	L 11-15
Feb. 12	vs. Toronto	L 7-11
Feb. 18	vs. Vancouver Stealth	L 10-13
Feb. 25	@ Saskatchewan	L 11-12
Mar. 3	@ Colorado	L 9-18
Mar. 4	vs. Georgia	W 18-11
Mar. 11	@ Toronto	L 10-16
Mar. 17	@ Georgia	L 8-17
Mar. 24	@ Saskatchewan	L 10-13
Mar. 25	vs. NE Black Wolves	W 18-13
Apr. 1	@ Rochester	W 11-9
Apr. 8	vs. Buffalo	W 13-8
Apr. 15	@ Vancouver Stealth	L 11-15
Apr. 29	vs. Saskatchewan	W 14-7

CALGARY ROUGHNECKS

2017 REGULAR SEASON STATISTICS

RUNNERS

#	PLAYER	POS	GP	G	A	PTS	PIM	PPG	PPA	SHG	SHA	GWG	LB	TO	FT	S	SPCT	SOG	FO
17	Dickson, Curtis	F	18	54	53	107	18	11	24	3	2	3	79	81	6	300	.180	211	0-0
44	Dobbie, Dane	F	18	39	50	89	6	16	15	2	1	2	51	45	4	199	.196	138	0-0
14	Berg, Wesley	F	18	35	44	79	7	13	16	1	2	0	75	30	7	199	.176	141	0-0
77	Shattler, Jeff	F	18	20	51	71	11	4	13	1	3	0	95	56	14	162	.123	115	0-0
23	Digby, Tyler	F	18	26	32	58	6	5	3	2	0	2	61	36	3	103	.252	78	0-0
89	Loewen, Riley	F	18	15	20	35	6	0	1	0	0	1	26	18	1	87	.172	56	0-0
19	Cattoni, Holden	F	15	7	19	26	5	0	2	1	1	0	26	26	3	75	.093	52	0-0
18	Reid, Creighton	D	4	0	3	3	2	0	1	0	0	0	18	5	4	2	.000	2	0-0
94	Bell, Tyson	D	18	8	6	14	34	1	0	1	0	0	108	13	16	27	.296	24	0-0
3	MacRae, Dan	D	18	2	10	12	8	0	0	0	1	0	98	16	15	18	.111	13	0-0
92	Scigliano, Frank	G	16	0	8	8	10	0	1	0	1	0	31	0	0	1	.000	1	0-0
10	Manning, Curtis	D	18	1	6	7	12	0	0	0	2	0	79	8	17	11	.091	7	0-0
55	Wilde, Mitch	D	9	0	3	3	2	0	0	0	0	0	43	14	6	13	.000	7	11-29
25	Cummings, Chad	D	18	0	7	7	12	0	0	0	1	0	61	12	13	6	.000	5	0-0
7	Burton, Tyler	D	15	0	5	5	13	0	0	0	0	0	76	15	18	9	.000	5	150-293
6	McIntosh, Garrett	D	15	2	1	3	26	0	0	0	0	0	28	8	5	9	.222	7	2-7
16	Carnegie, Mike	D	18	0	3	3	23	0	0	0	0	0	61	14	21	6	.000	5	0-0
24	Carnegie, Scott	D	18	0	3	3	43	0	0	0	1	0	63	17	26	3	.000	3	0-0
41	Snider, Bob	D	8	2	0	2	2	0	0	0	0	0	39	17	5	8	.250	4	99-176
11	Harnett, Greg	D	8	1	1	2	50	0	0	1	0	0	25	3	10	4	.250	2	0-0
	X Harnett, Jon	D	12	0	2	2	18	0	0	0	0	0	47	7	18	2	.000	1	0-0
35	Del Bianco, Christian	G	11	0	2	2	0	0	0	0	0	0	15	0	0	0	.000	0	0-0
28	Harris, Vaughn	F	2	0	0	0	2	0	0	0	0	0	2	0	1	4	.000	1	0-2
	X Reinholdt, Tor	D	2	0	0	0	0	0	0	0	0	0	5	2	0	3	.000	0	0-0
21	Leung, Karsen	D	0	0	0	0	0	0	0	0	0	0	0	0	0	0	.000	0	0-0
	X LeClair, Kellen	D	0	0	0	0	0	0	0	0	0	0	0	0	0	0	.000	0	0-0
	X Rittinger, Keegan	D	0	0	0	0	0	0	0	0	0	0	0	0	0	0	.000	0	0-0
	TOTALS:	-	18	212	330	542	336	50	78	12	15	8	1214	479	239	1251	.169	878	262-507

GOALTENDERS

#	GOALTENDER	GP	MIN	W	L	GA	GAA	SV	SV%
	X Higgins, Zach	1	44:08	0	1	5	6.80	34	.872
92	Scigliano, Frank	17	844:46	8	6	169	12.00	575	.773
35	Del Bianco, Christian	18	192:21	0	3	45	14.04	110	.710
TOTALS:		18	-	8	10	220	12.22	719	.766

CALGARY ROUGHNECKS

REGULAR SEASON CAREER RECORDS

Games Played Name	GP No.	Assists Name	A No.	Faceoff Wins Name	FOW No.	Penalty Minutes Name	PIM No.	Goalie Minutes Name	MIN No.
Andrew McBride	198	Jeff Shattler	416	Geoff Snider	1394	Andrew McBride	387	Mike Poulin	4,898
Jeff Shattler	183	Kaleb Toth	354	Devan Wray	770	Geoff Snider	285	Curtis Palidwor	3,245
Kaleb Toth	160	Dane Dobbie	331	Nolan Heavenor	627	Jesse Phillips	210	Frankie Scigiano	2,416
Mike Carnegie	158	Shawn Evans	289	Tyler Burton	291	Scott Carnegie	204	Matt King	2,271
Dane Dobbie	143	Tracey Kelusky	283	Brad MacArthur	275	Dane Dobbie	193	Pat Campbell	1,019
Scott Carnegie	130	Lewis Ratcliff	251	Jordan Sundher	233	Greg Harnett	170	Andrew Leyshon	993
Curtis Dickson	120	Curtis Dickson	236	Rob Kirkby	216	Jon Harnett	157	Ryan Avery	382
Scott Ranger	118	Scott Ranger	235	Bob Snider	139	Kaleb Toth	156	Steve Dietrich	332
Tracey Kelusky	113	Kyle Goundrey	187	Todd Katanchik	74	Mike Carnegie	155	Christian Del Bianco	192
Mike Poulin	111	Daryl Veltman	178	Rob Williams	61	Jeff Moleski	151		

Goals Name	G No.	Points Name	PTS No.	Loose Balls Name	LB No.	Forced Turnovers Name	FT No.	Goalie Saves Name	Saves No.
Dane Dobbie	335	Jeff Shattler	684	Jeff Shattler	1106	Mike Carnegie	144	Mike Poulin	3,014
Curtis Dickson	313	Dane Dobbie	666	Geoff Snider	968	Dan MacRae	119	Curtis Palidwor	2,117
Kaleb Toth	274	Kaleb Toth	628	Andrew McBride	711	Scott Carnegie	113	Frankie Scigiano	1,573
Jeff Shattler	268	Curtis Dickson	549	Kaleb Toth	661	Curtis Manning	99	Matt King	1,351
Tracey Kelusky	256	Tracey Kelusky	539	Mike Carnegie	608	Jon Harnett	96	Andrew Leyshon	601
Lewis Ratcliff	210	Lewis Ratcliff	461	Jeff Moleski	547	Andrew McBride	69	Pat Campbell	583
Scott Ranger	173	Shawn Evans	426	Tracey Kelusky	537	Geoff Snider	61	Ryan Avery	244
Shawn Evans	137	Scott Ranger	408	Dan MacRae	518	Jeff Shattler	60	Steve Dietrich	189
Jason Wulder	108	Daryl Veltman	265	Curtis Manning	495	Greg Harnett	54	Christian Del Bianco	110
Daryl Veltman	87	Kyle Goundrey	265	Nolan Heavenor	488	Shawn Evans	51		

PLAYOFF CAREER RECORDS

Games Played Name	GP No.	Assists Name	A No.	Faceoff Wins Name	FOW No.	Penalty Minutes Name	PIM No.	Goalie Minutes Name	MIN No.
Andrew McBride	29	Jeff Shattler	58	Geoff Snider	180	Andrew McBride	40	Mike Poulin	874
Jeff Shattler	26	Dane Dobbie	47	Devan Wray	71	Dane Dobbie	34	Curtis Palidwor	285
Mike Carnegie	25	Shawn Evans	38	Nolan Heavenor	67	Scott Carnegie	25	Matt King	216
Dane Dobbie	23	Kaleb Toth	34	Brad MacArthur	43	Jeff Shattler	24	Frankie Scigiano	182
Mike Poulin	20	Curtis Dickson	32	Tyler Burton	36	Shawn Evans	24	Steve Dietrich	114
Scott Ranger	19	Daryl Veltman	29	Rob Kirkby	28	Mike Carnegie	22		
Curtis Manning	19	Tracey Kelusky	26	Garrett McIntosh	27	Dan MacRae	19		
Dan MacRae	19	Scott Ranger	26	Rob Williams	16	Curtis Dickson	15	Goalie Saves	Saves
Jon Harnett	18	Josh Sanderson	25	Curtis Manning	13	Jon Harnett	14	Name	No.
Curtis Dickson	18	Lewis Ratcliff	24	Andrew Biers	8	Six players tied with	10	Mike Poulin	533
								Curtis Palidwor	197
								Matt King	134
								Frankie Scigiano	109

Goals Name	G No.	Points Name	PTS No.	Loose Balls Name	LB No.	Forced Turnovers Name	FT No.
Dane Dobbie	45	Dane Dobbie	92	Jeff Shattler	132	Dan MacRae	19
Curtis Dickson	44	Jeff Shattler	85	Geoff Snider	124	Jon Harnett	17
Tracey Kelusky	34	Curtis Dickson	76	Andrew McBride	96	Geoff Snider	14
Scott Ranger	28	Shawn Evans	64	Mike Carnegie	92	Mike Carnegie	14
Jeff Shattler	27	Tracey Kelusky	60	Curtis Manning	75	Curtis Manning	13
Shawn Evans	26	Kaleb Toth	56	Kaleb Toth	65	Curtis Dickson	11
Kaleb Toth	22	Scott Ranger	54	Jon Harnett	63	Andrew McBride	11
Lewis Ratcliff	15	Daryl Veltman	41	Dan MacRae	62	Greg Harnett	10
Daryl Veltman	12	Lewis Ratcliff	39	Dane Dobbie	61		
Ted Dowling	8	Josh Sanderson	32	Tracey Kelusky	58		
Tyler Digby	8						

CALGARY ROUGHNECKS

SINGLE SEASON RECORDS

Goals	G	Season	Penalty Minutes	PIM	Season
Curtis Dickson	61	2016	Kyle Lavery	70	2008
Curtis Dickson	54	2017	Brandon Francis	70	2011
Dane Dobbie	51	2014	Brandon Francis	69	2012
Lewis Ratcliff	50	2007	Kyle Lavery	66	2007
Curtis Dickson	48	2015	Steve Priolo	65	2014
Shawn Evans	47	2015	Kyle Lavery	63	2004
Tracey Kelusky	45	2005	Steve Priolo	61	2016
Curtis Dickson	44	2014	Billy Dee Smith	60	2005
Curtis Dickson	42	2013	Andy Ogilvie	59	2000
Dane Dobbie	41	2009	Chris White	59	2008

Assists	A	Season	Faceoffs Won	FOW	Season
Shawn Evans	83	2015	Jay Thorimbert	338	2015
Shawn Evans	80	2013	Jay Thorimbert	289	2016
Shawn Evans	79	2014	Jay Thorimbert	261	2013
Josh Sanderson	74	2009	Jay Thorimbert	253	2014
Josh Sanderson	70	2010	Tim Edwards	184	2017
Jeff Shattler	57	2016	Cory Bomberly	142	2006
Lewis Ratcliff	54	2007	Craig Stevenson	121	2000
Lewis Ratcliff	54	2006	Rob Kirkby	116	2001
Tracey Kelusky	53	2007	Brandon Francis	114	2011
Tracey Kelusky	53	2009	Rob Kirkby	109	2002
Curtis Dickson	53	2017			

Points	Pts	Season	Forced Turnovers	FT	Season
Shawn Evans	130	2015	Steve Priolo	33	2017
Shawn Evans	112	2013	Steve Priolo	31	2014
Curtis Dickson	107	2016	Steve Priolo	28	2016
Curtis Dickson	107	2017	Mitch de Snoo	26	2016
Shawn Evans	105	2014	Matthew Bennett	24	2016
Josh Sanderson	104	2010	Alexander-Kedoh Hill	23	2015
Lewis Ratcliff	104	2007	Kevin Brownell	23	2017
Josh Sanderson	103	2009	Tom Montour	22	2011
Curtis Dickson	93	2015	David Brock	20	2016
Lewis Ratcliff	91	2006	Mitch de Snoo	20	2017

Loose Balls	LB	Season	Saves	Svs	Season
Geoff Snider	235	2013	Anthony Cosmo	752	2014
Geoff Snider	232	2012	Anthony Cosmo	681	2015
Geoff Snider	209	2014	Steve Dietrich	586	2002
Geoff Snider	171	2011	Steve Dietrich	568	2006
Jeff Shattler	141	2010	Steve Dietrich	511	2005
Kyle Goundrey	127	2003	Anthony Cosmo	501	2016
Geoff Snider	121	2015	Steve Dietrich	480	2003
Jeff Shattler	119	2009	Ken Montour	451	2009
Taylor Wray	119	2007	Mike Thompson	450	2011
Jesse Phillips	118	2002	Anthony Cosmo	437	2017

CALGARY ROUGHNECKS

ALL-TIME RECORDS VS. OPPONENTS

	REGULAR SEASON									PLAYOFFS								
	--ROAD--			--HOME--			OVERALL			--ROAD--			--HOME--			OVERALL		
	GP	W	L	GP	W	L	GP	W	L	GP	W	L	GP	W	L	GP	W	L
Buffalo	3	1	2	8	4	4	11	5	6	1	0	1	1	1	0	2	1	1
Colorado	19	7	12	22	12	10	41	19	22	5	4	1	4	4	0	9	8	1
(as Colorado)	18	7	11	22	12	10	40	19	21	5	4	1	4	4	0	9	8	1
(as Was. Power)	1	0	1	-	-	-	1	0	1									
Georgia	9	6	3	11	8	3	20	14	6									
(as Georgia)	2	1	1	2	2	0	4	3	1									
(as Minnesota)	7	5	2	9	6	3	16	11	5									
NE Black Wolves	5	4	1	4	3	1	9	7	2									
(as NE Black Wolves)	1	1	0	2	2	0	3	3	0									
(as Philadelphia)	4	3	1	2	1	1	6	4	2									
Rochester	6	2	4	6	3	3	11	4	7	2	0	2	1	1	0	3	1	2
Saskatchewan	24	16	8	20	11	9	44	27	17	4	1	3	6	2	4	10	3	7
(as Saskatchewan)	4	0	4	4	1	3	8	1	7	1	0	1	1	0	1	2	0	2
(as Edmonton)	20	16	4	16	10	6	36	26	10	3	1	2	5	2	3	8	3	5
Toronto	17	5	12	16	7	9	33	12	21									
Vancouver Stealth	24	16	8	21	9	12	45	25	20	1	1	0	3	1	2	4	2	2
(as Van. Stealth)	8	4	4	8	5	3	16	9	7									
(as Was. Stealth)	7	6	1	5	1	4	12	7	5	-	-	-	2	0	2	2	0	2
(as San Jose)	9	6	3	7	3	4	16	9	7	1	1	0	1	1	0	2	2	0
(as Albany)	-	-	-	1	0	1	1	0	1									
Anaheim	3	3	0	4	4	0	7	7	0									
(as Anaheim)	2	2	0	2	2	0	4	4	0									
(as NJ Storm)	1	1	0	2	2	0	3	3	0									
Arizona	7	3	4	7	7	0	14	10	4	-	-	-	2	0	2	2	0	2
(as Arizona)	6	3	3	5	5	0	11	8	3	-	-	-	2	0	2	2	0	2
(as Columbus)	1	0	1	2	2	0	3	2	1									
Boston	-	-	-	1	0	1	1	0	1									
Montreal	1	0	1	1	0	1	2	0	2									
New York Saints	2	0	2	1	1	0	3	1	2									
Orlando	2	2	0	-	-	-	2	2	0	-	-	-	1	1	0	1	1	0
(as Orlando)	1	1	0	-	-	-	1	1	0									
(as NY Titans)	1	1	0	-	-	-	1	1	0	-	-	-	1	1	0	1	1	0
Ottawa	2	2	0	2	1	1	4	3	1									
Portland	4	2	2	4	3	1	8	5	3	-	-	-	1	0	1	1	0	1
Vancouver Ravens	4	3	1	4	2	2	8	5	3									



CALGARY ROUGHNECKS

ALL-TIME DRAFT HISTORY

2017 Entry Draft

Rd(overall)	Player Chosen
1(3)	Zach Currier
1(9)	Tyler Pace
1(11)	Ryan Martel
2(21)	Anthony Kalinich
2(22)	Cole Pickup
2(23)	Cole Shafer
3(26)	Liam Patton
5(45)	Steph Charbonneay
6(53)	Mitch McDole

2016 Entry Draft

Rd(overall)	Player Chosen
1(5)	Holden Cattoni
2(15)	Vaughn Harris
2(21)	Matt Symes
3(26)	Brody Eastwood
3(27)	Keegan Rittinger
4(36)	Jake Archdekin
5(45)	Tony Tremblay
6(53)	Austin Rockwell

2015 Entry Draft

Rd(overall)	Player Chosen
1(4)	Wesley Berg
1(7)	Reilly O'Conner
2(13)	Mitch de Snoo
2(15)	Christian Del Bianco
3(24)	Tyson Bell
3(25)	Kellen Leclaur
4(35)	Jacob Ruest
5(44)	Jordan Kancsal
6(51)	Carson Barton

2014 Entry Draft

Rd(overall)	Player Chosen
2(16)	Tyson Roe
4(36)	Pat Henry
5(45)	Cam Gardner
6(54)	Andrew Smistad

2013 Entry Draft

Rd(overall)	Player Chosen
1(6)	Tor Reinholdt
2(10)	Karsen Leung
3(24)	Garrett McIntosh
4(34)	Peter Dubenski
5(43)	Jake Hayes
6(48)	Brendan Ranford

2012 Entry Draft

Rd(overall)	Player Chosen
1(6)	Joe Resetaitis
1(7)	Matthew Dinsdale
2(17)	Jackson Decker
4(36)	Chad Cummings
5(45)	Kyle Dexter
6(50)	Curtis Pridham
6(54)	Myles Dennett

2011 Entry Draft

Rd(overall)	Player Chosen
1(7)	Travis Cornwall
2(11)	Greg Harnett
2(18)	Frankie Scigliano
5(42)	Barclay Hickey
6(46)	Darren Kinneer

2016 Dispersal Draft (BOS)

Rd(overall)	Player Chosen
1(7)	Nick Rose
2(16)	Geoff McNulty
3(25)	Brock Armour
4(32)	Kevin Leveille
5	Pass

2010 Entry Draft

Rd(overall)	Player Chosen
1(3)	Curtis Dickson
1(6)	Dan MacRae
1(8)	Brandon Ivey
2(17)	Derek Hopcroft

2010 Dispersal Draft

Rd(overall)	Player Chosen
2(18)	Kurtis Wagner
3(28)	Keith Cormwell
4(37)	Rob Smith
5(42)	Brian Spallina

2009 Entry Draft

Rd(overall)	Player Chosen
3(27)	Carlton Schuss Delta, BC
5(51)	Garrett Werschke
6(62)	Casey MacIntyre

2009 Dispersal Draft

Rd(overall)	Player Chosen
1(11)	Luke Forget
2(22)	Dayne Michaud

2008 Entry Draft

Rd(overall)	Player Chosen
1(6)	Curtis Manning
2(15)	Cayle Ratcliff
2(20)	Joe Vetere
4(42)	Joel Henry
5(50)	Bryan Johnson
5(55)	Eric Lamothe
6(68)	Tyler Pridham

2008 Dispersal Draft (CHI)

Rd(overall)	Player Chosen
1(5)	Tom Montour

2008 Dispersal Draft (AZ)

Rd(overall)	Player Chosen
1(6)	Bruce Codd

2007 Entry Draft

Rd(overall)	Player Chosen
1(4)	Dane Dobbie
1(10)	Peter McFetridge
2(22)	Jamie Lincoln
3(38)	Scott DeFrancesco
4(52)	John McClure
5(66)	Geoff Rainsford
6(80)	Kyle Morwick

2007 Dispersal Draft

Rd(overall)	Player Chosen
1(9)	Pat Campbell
2(16)	Bruce Codd
3(33)	Greg Hinman

2006 Entry Draft

Rd(overall)	Player Chosen
1(9)	Kyle Wailes
2(14)	Luke Hinton
5(60)	Jordan Sealock

2005 Entry Draft

Rd(overall)	Player Chosen
2(18)	Callum Crawford
2(20)	Andy Secore
4(34)	Ryan Tasker
4(40)	Brett Christensen
5(51)	Andrew Krikady
6(63)	Paddy Corrigan

2005 Dispersal Draft

Rd(overall)	Player Chosen
1(7)	Matt King

2004 Entry Draft

Rd(overall)	Player Chosen
1(9)	Matt Morehouse
2(15)	Ryan Sharp
2(19)	Jeff Callard
5(54)	Josh Broderick
6(64)	Gary Roberts

2004 Dispersal Draft

Rd(overall)	Player Chosen
1(10)	Pick Forfeited
(Signed Unrestricted Free Agent Andy Ogilvie)	
2(20)	Rob Williams

2003 Entry Draft

Rd(overall)	Player Chosen
1(2)	Taylor Wray
3(23)	Brad McDonald
4(34)	Jeff Moleksi
5(44)	Sterling Mitchel
6(54)	Peter Gut St.
7(64)	Chris Milhus
9(75)	Robert McGowen
9(98)	Trent Smalley

2003 Dispersal Draft

Rd(overall)	Player Chosen
1(7)	Kyle Laverty
2(18)	Kevin Dostie
3(29)	John Tarbell

2002 Entry Draft

Rd(overall)	Player Chosen
2(14)	Andrew McBride
3(26)	John David Smithson
3(27)	Jeremy Richardson
3(33)	Jeff Frazer
4(38)	Jordan Hernandez
5(50)	Riley Kemp
6(62)	Jordan West-Prat
7(74)	Chris Wellham
8(86)	Thomas Haydon
9(98)	Trent Smalley

2001 Expansion Draft

Rd(overall)	Player Chosen
2(8)	Randy Means
3(11)	D'Arcy Berthume
4(14)	Marc Landreault
5(17)	Jamie Raffan
6(24)	Jeff Shirk
7(27)	Dan Denihan
8(30)	Kevin Howard

2001 Entry Draft

Rd(overall)	Player Chosen
1(2)	Blaine Manning
3(29)	Matt King
3(34)	Shawn Cable
4(41)	Nicci Johnston
4(49)	Lewis Ratcliff
5(53)	Jimmy Quinlan
6(69)	Nick Quinn
7(81)	Greg Rennie
8(93)	Mark Miyashita
9(105)	Andrew Biers

From
Surrey, BC
Whitby, ON
Surrey, BC
Calgary, AB

From
Duke University
Orangeville, ON
Prince George, BC
Victoria, BC
Andrews College
Calgary, AB
Port Coquitlam, BC
Delta, BC

From
New Westminster, BC
Toronto, ON
Edmonton, AB
Toronto, ON
Port Coquitlam, BC
Victoria, BC
Maple Ridge, BC
Victoria, BC
Delta, BC
Delta, BC

From
Rochester
Albany
Rochester
Montreal
Philadelphia
New York
Rochester

From
Radford University
Victoria, BC
Victoria, BC
New Westminster, BC
Coquitlam, BC
New Westminster, BC
Whittier College
Port Coquitlam, BC
Burnaby, BC
Victoria, BC



CALGARY ROUGHNECKS

ALL-TIME COACHING HISTORY

Season	Coach	Regular Season			Playoffs		
		Won	Lost	Win Pct.	Won	Lost	Win Pct.
2002	Hall, Chris	4	12	.250	-	-	-
2003	Hall, Chris	9	7	.563	0	1	.000
2004	Hall, Chris	10	6	.625	3	0	1.000
2005	Hall, Chris	10	6	.625	0	1	.000
2006	Hall, Chris	9	7	.563	0	1	.000
2007	Hall, Chris	4	4	.500	-	-	-
	Total	46	42	.523	3	3	.500
2007	Silcott, Kurt	1	0	1.000	-	-	-
	Total	1	0	1.000	0	0	.000
2007	Dowling, Jeff	4	3	.571	0	1	.000
	Total	4	3	.571	0	1	.000
2008	Cordingley, Troy	7	9	.438	1	1	.500
2009	Cordingley, Troy	12	4	.750	3	0	1.000
	Total	19	13	.594	4	1	.800
2010	Pym, Dave	10	6	.625	0	1	.000
2011	Pym, Dave	11	5	.688	1	1	.500
2012	Pym, Dave	12	4	.750	0	1	.000
	Total	33	15	.688	1	3	.250
2013	Malawsky, Curt	9	7	.563	1	1	.500
2014	Malawsky, Curt	12	6	.667	4	3	.571
2015	Malawsky, Curt	7	11	.389	2	2	.500
2016	Malawsky, Curt	8	10	.444	1	2	.333
2017	Malawsky, Curt	8	10	.444	-	-	-
	Total	44	44	.500	8	8	.500
	Grand Total	147	117	.557	16	16	.500



CALGARY ROUGHNECKS

ALL-TIME SCHEDULE & RESULTS

2002 Season

Date	Opponent	Result
11/24/2001	vs. Montreal	L 17-32
11/29/2001	@ Montreal	L 16-23
12/2/2001	@ Ottawa	W 17-11
12/8/2001	@ NY Saints	L 14-20
12/14/2001	vs. Columbus	W 20-13
12/21/2001	vs. NJ Storm	W 20-11
12/28/2001	@ NJ Storm	W 14-13
12/29/2001	@ Rochester	L 13-14
1/12/2002	vs. Toronto	L 12-15
1/18/2002	vs. Buffalo	L 12-13
1/27/2002	vs. Albany	L 7-12
2/2/2002	@ Washington Power	L 15-19
2/9/2002	vs. Ottawa	L 15-20
2/23/2002	@ Toronto	L 13-14
3/16/2002	@ Vancouver Ravens	L 10-17
3/23/2002	vs. Vancouver Ravens	L 7-17

2003 Season

Date	Opponent	Result
12/28/2002	@ Ottawa	W 14-9
1/12/2003	vs. NJ Storm	W 14-9
1/17/2003	vs. Toronto	L 10-13
1/24/2003	@ Columbus	L 9-14
1/25/2003	@ Buffalo	L 17-23
1/31/2003	vs. Vancouver Ravens	W 13-12
2/2/2003	@ Vancouver Ravens	W 14-11
2/7/2003	vs. Columbus	W 11-7
2/14/2003	@ Colorado	W 14-13
2/28/2003	@ Toronto	L 6-15
3/2/2003	vs. NY Saints	W 12-8
3/22/2003	@ Philadelphia	L 13-19
3/23/2003	@ NY Saints	L 9-10
3/30/2003	vs. Ottawa	W 26-16
4/5/2003	vs. Colorado	L 11-14
4/11/2003	vs. Buffalo	W 16-14
4/19/2003	@ Buffalo	L 9-16*

2004 Season

Date	Opponent	Result
1/9/2004	@ Vancouver Ravens	W 10-8
1/16/2004	@ Toronto	L 12-18
1/25/2004	vs. Vancouver Ravens	L 10-14
1/30/2004	@ Colorado	W 14-13
1/31/2004	vs. Arizona	W 15-6
2/9/2004	@ Anaheim	W 14-13
2/14/2004	vs. Colorado	L 12-13
2/20/2004	vs. San Jose	L 12-19
2/27/2004	vs. Vancouver Ravens	W 14-7
2/29/2004	@ Arizona	W 14-4
3/13/2004	@ San Jose	W 17-14
3/21/2004	vs. Colorado	L 8-11
3/28/2004	@ Vancouver Ravens	W 19-12
4/2/2004	vs. Toronto	W 11-10
4/3/2004	@ San Jose	L 13-14
4/9/2004	vs. Anaheim	W 19-11
4/18/2004	@ San Jose	W 15-14*
4/24/2004	@ Colorado	W 13-11*
5/7/2004	vs. Buffalo	W 14-11*\$

2005 Season

Date	Opponent	Result
1/1/2005	@ Colorado	L 7-12
1/7/2005	vs. San Jose	L 10-12
1/8/2005	@ San Jose	W 14-10
1/22/2005	vs. Arizona	W 15-14
1/29/2005	@ Anaheim	W 13-12
2/4/2005	vs. Colorado	W 18-16
2/12/2005	@ Toronto	L 10-16
2/18/2005	vs. Anaheim	W 18-15
3/13/2005	@ Colorado	W 13-10
3/18/2005	vs. San Jose	W 15-11
3/19/2005	@ San Jose	W 11-10
3/25/2005	@ Arizona	L 16-18
4/1/2005	@ Toronto	L 10-16
4/12/2005	vs. Arizona	W 17-10
4/9/2005	vs. Buffalo	L 9-14
4/17/2005	vs. Toronto	W 20-12
4/30/2005	vs. Arizona	L 15-19*

2006 Season

Date	Opponent	Result
1/13/2006	vs. Edmonton	W 11-9
1/20/2006	vs. Minnesota	L 8-12
1/21/2006	@ Edmonton	W 12-9
1/27/2006	@ Arizona	L 10-11
1/28/2006	@ Portland	W 12-8
2/5/2006	vs. Toronto	L 10-14
2/17/2006	vs. Edmonton	L 11-12
2/18/2006	@ Arizona	W 13-7
3/11/2006	vs. Colorado	W 15-14
3/17/2006	@ Edmonton	W 16-9
3/18/2006	@ San Jose	L 13-14
3/25/2006	@ Toronto	W 11-9
4/1/2006	vs. San Jose	W 12-10
4/8/2006	vs. Arizona	W 14-12
4/14/2006	@ Colorado	L 8-11
4/15/2006	vs. Colorado	L 7-17
4/22/2006	@ Colorado	L 17-18*

2007 Season

Date	Opponent	Result
1/12/2007	vs. San Jose	L 16-17
1/13/2007	@ Edmonton	W 13-12
1/20/2007	vs. Colorado	W 17-13
1/27/2007	vs. Minnesota	W 15-14
2/3/2007	@ San Jose	W 15-11
2/10/2007	vs. Philadelphia	L 7-10
2/18/2007	@ Colorado	L 12-15
2/23/2007	vs. Toronto	L 9-12
2/24/2007	@ Toronto	W 17-13
3/16/2007	@ Arizona	L 10-14
3/24/2007	vs. Arizona	W 14-12
3/30/2007	@ Portland	L 12-13
3/31/2007	vs. Portland	W 21-11
4/6/2007	vs. Edmonton	L 12-13
4/13/2007	@ Arizona	W 12-11
4/14/2007	@ Edmonton	W 17-11
4/21/2007	vs. Arizona	L 9-13*

2008 Season

Date	Opponent	Result
12/29/2007	@ Colorado	L 9-10
1/12/2008	vs. San Jose	L 12-13
1/25/2008	@ San Jose	W 16-13
1/26/2008	vs. Portland	W 13-6
2/8/2008	vs. Buffalo	L 9-17
2/16/2008	@ Rochester	L 12-15
2/22/2008	@ Portland	L 9-13
2/24/2008	vs. Colorado	W 12-9
3/1/2008	@ Toronto	L 7-9
3/8/2008	vs. Portland	W 15-12
3/14/2008	vs. Colorado	L 6-11
3/22/2008	@ San Jose	L 12-13
4/5/2008	@ Edmonton	L 9-11
4/12/2008	vs. Edmonton	W 18-7
4/19/2008	vs. Toronto	W 12-11
4/26/2008	@ Edmonton	W 12-8
5/3/2008	@ Colorado	W 15-13*
5/10/2008	vs. Portland	L 12-16*

2009 Season

Date	Opponent	Result
1/9/2009	@ San Jose	W 12-10
1/10/2009	vs. Edmonton	W 10-9
1/17/2009	@ Toronto	W 16-9
1/24/2009	vs. San Jose	W 16-13
2/6/2009	vs. Minnesota	W 13-8
2/14/2009	@ Colorado	L 12-13
2/22/2009	vs. Boston	L 10-11
2/28/2009	@ NY Titans	W 12-10
3/13/2009	@ Edmonton	W 22-10
3/21/2009	vs. Colorado	W 13-10
3/27/2009	vs. Toronto	L 10-12
3/28/2009	@ Minnesota	W 13-10
4/4/2009	vs. Rochester	W 12-9
4/10/2009	vs. Portland	L 9-11
4/11/2009	@ Edmonton	W 14-13
4/17/2009	@ Portland	W 12-9
5/3/2009	vs. Colorado	W 15-8*
5/9/2009	vs. San Jose	W 17-5*
5/15/2009	vs. NY Titans	W 12-10*\$

2010 Season

Date	Opponent	Result
1/10/2010	vs. Minnesota	W 12-7
1/15/2010	@ Minnesota	L 10-12
1/23/2010	vs. Washington Stealth	L 15-16
1/30/2010	@ Edmonton	L 11-14
2/5/2010	vs. Edmonton	W 13-8
2/14/2010	vs. Toronto	W 10-8
2/19/2010	@ Washington Stealth	W 13-9
3/6/2010	vs. Philadelphia	W 15-7
3/13/2010	vs. Washington Stealth	L 11-12
3/20/2010	@ Orlando	W 13-6
3/26/2010	vs. Minnesota	L 13-17
4/2/2010	@ Toronto	L 8-9
4/3/2010	@ Rochester	W 11-9
4/10/2010	vs. Colorado	W 12-11
4/16/2010	@ Edmonton	W 15-14
4/23/2010	@ Colorado	W 11-10
5/1/2010	vs. Edmonton	L 7-11*

CALGARY ROUGHNECKS

ALL-TIME SCHEDULE & RESULTS

2014 Season

2011 Season

Date	Opponent	Result
1/8/2011	vs. Buffalo	W 10-9
1/9/2011	@ Washington Stealth	W 13-11
1/15/2011	vs. Colorado	L 7-8
1/22/2011	vs. Washington Stealth	L 14-19
1/28/2011	@ Edmonton	W 15-11
1/29/2011	vs. Edmonton	W 12-11
2/12/2011	@ Toronto	L 8-9
2/20/2011	@ Edmonton	W 12-11
3/5/2011	@ Philadelphia	W 13-7
3/13/2011	@ Washington Stealth	W 17-13
3/19/2011	vs. Edmonton	W 19-14
3/25/2011	vs. Toronto	W 14-9
4/1/2011	vs. Minnesota	W 15-12
4/2/2011	@ Minnesota	L 8-13
4/8/2011	vs. Colorado	W 14-13
4/15/2011	@ Colorado	L 7-11
4/30/2011	vs. Colorado	W 10-6*
5/7/2011	vs. Washington Stealth	L 8-10*

2012 Season

Date	Opponent	Result
1/8/2012	@ Toronto	W 12-9
1/14/2012	@ Washington Stealth	W 13-10
1/21/2012	vs. Colorado	L 12-13
1/28/2012	vs. Toronto	L 13-14
2/10/2012	@ Washington Stealth	W 12-11
2/18/2012	vs. Edmonton	W 12-8
2/24/2012	@ Colorado	W 21-10
3/3/2012	vs. Minnesota	L 11-15
3/9/2012	@ Edmonton	W 13-10
3/10/2012	vs. Edmonton	W 16-9
3/24/2012	vs. Buffalo	W 17-6
3/30/2012	@ Minnesota	W 15-10
3/31/2012	vs. Washington Stealth	W 13-11
4/6/2012	vs. Rochester	W 15-14
4/14/2012	@ Rochester	L 12-14
4/21/2012	@ Edmonton	W 9-6
5/5/2012	vs. Edmonton	L 11-19*

2013 Season

Date	Opponent	Result
1/12/2013	vs. Toronto	L 11-13
1/19/2013	vs. Colorado	L 12-13
1/25/2013	@ Colorado	W 19-12
1/27/2013	@ Philadelphia	W 16-8
2/2/2013	@ Edmonton	W 18-15
2/9/2013	vs. Edmonton	W 9-8
2/15/2013	@ Toronto	L 12-17
2/16/2013	@ Minnesota	W 17-16
2/23/2013	@ Washington Stealth	L 14-16
3/2/2013	vs. Edmonton	L 13-18
3/8/2013	vs. Minnesota	W 19-15
3/23/2013	vs. Colorado	W 12-11
3/30/2013	@ Washington Stealth	W 13-11
4/6/2013	vs. Washington Stealth	L 11-12
4/13/2013	vs. Rochester	L 14-15
4/20/2013	@ Edmonton	W 12-11
4/27/2013	vs. Colorado	W 15-10*
5/4/2013	vs. Washington Stealth	L 13-14*

Date	Opponent	Result
1/3/2014	@ Toronto	L 11-16
1/10/2014	vs. Colorado	W 13-11
1/17/2014	@ Edmonton	L 8-15
1/18/2014	vs. Vancouver Stealth	W 15-12
1/25/2014	vs. Colorado	L 13-14
2/8/2014	@ Minnesota	W 15-13
2/15/2014	vs. Vancouver Stealth	W 20-9
2/22/2014	vs. Rochester	W 11-10
3/1/2014	vs. Toronto	W 19-13
3/8/2014	@ Colorado	L 9-10
3/14/2014	vs. Edmonton	L 7-15
3/21/2014	@ Vancouver Stealth	W 13-8
3/29/2014	vs. Minnesota	W 15-11
4/4/2014	@ Philadelphia	W 13-9
4/5/2014	@ Buffalo	W 16-13
4/12/2014	vs. Edmonton	L 11-15
4/19/2014	@ Edmonton	W 14-13
4/26/2014	@ Vancouver Stealth	W 14-8
5/3/2014	vs. Colorado	W 16-15*
5/10/2014	vs. Edmonton	W 12-11*
5/16/2014	@ Edmonton	L 13-15*
5/16/2014	@ Edmonton	W 2-1*m
5/24/2014	vs. Rochester	W 10-7*\$
5/31/2014	@ Rochester	L 10-16*\$
5/31/2014	@ Rochester	L 2-3*\$m

2015 Season

Date	Opponent	Result
1/3/2015	vs. Vancouver Stealth	L 14-18
1/10/2015	@ Colorado	L 16-17
1/24/2015	vs. Edmonton	L 8-16
1/31/2015	@ Toronto	L 11-12
2/7/2015	vs. Buffalo	L 14-15
2/14/2015	@ Vancouver Stealth	L 9-13
2/21/2015	vs. Vancouver Stealth	W 16-13
2/28/2015	@ Rochester	L 11-12
3/8/2015	@ Edmonton	W 12-11
3/14/2015	vs. Rochester	L 7-13
3/20/2015	vs. NE Black Wolves	W 20-9
3/28/2015	vs. Toronto	L 10-12
4/3/2015	@ Colorado	L 8-9
4/4/2015	vs. Colorado	W 14-9
4/10/2015	vs. Edmonton	W 9-8
4/11/2015	@ Edmonton	L 9-11
4/18/2015	@ Minnesota	W 10-6
5/2/2015	@ Vancouver Stealth	W 14-13
5/9/2015	@ Colorado	W 11-6*
5/15/2015	@ Edmonton	L 8-10*
5/23/2015	vs. Edmonton	W 12-9*
5/23/2015	vs. Edmonton	L 1-4*m

2016 Season

Date	Opponent	Result
1/2/2016	vs. Saskatchewan	L 8-10
1/9/2016	@ Buffalo	L 9-10
1/15/2016	@ NE Black Wolves	W 9-8
1/30/2016	vs. Vancouver Stealth	W 15-13
2/5/2016	@ Saskatchewan	L 12-19
2/6/2016	vs. Georgia	W 12-11
2/13/2016	vs. Colorado	L 8-13
2/20/2016	@ Vancouver Stealth	L 13-14
2/28/2016	vs. Saskatchewan	L 11-12
3/5/2016	vs. Rochester	L 8-9
3/11/2016	@ Toronto	W 15-10
3/19/2016	vs. Colorado	W 13-9
3/25/2016	@ Georgia	W 16-12
3/26/2016	@ Colorado	L 12-13
4/2/2016	@ Saskatchewan	L 9-11
4/9/2016	vs. Vancouver Stealth	W 16-12
4/16/2016	@ Vancouver Stealth	L 12-13
4/30/2016	vs. Toronto	W 18-17
5/7/2016	@ Colorado	W 11-10*
5/14/2016	vs. Saskatchewan	L 10-16*
5/21/2016	@ Saskatchewan	L 9-12*

2017 Season

Date	Opponent	Result
1/6/17	vs. Vancouver Stealth	L 11-12
1/14/17	@ Vancouver Stealth	W 14-10
1/20/17	@ Colorado	W 14-12
1/28/17	vs. Colorado	L 8-12
2/4/17	vs. Saskatchewan	L 11-15
2/12/17	vs. Toronto	L 7-11
2/18/17	vs. Vancouver Stealth	L 10-13
2/25/17	@ Saskatchewan	L 11-12
3/3/17	@ Colorado	L 9-18
3/4/17	vs. Georgia	W 18-11
3/11/17	@ Toronto	L 10-16
3/17/17	@ Georgia	L 8-17
3/24/17	@ Saskatchewan	L 10-13
3/25/17	vs. NE Black Wolves	W 18-13
4/1/17	@ Rochester	W 11-9
4/8/17	vs. Buffalo	W 13-8
4/15/17	@ Vancouver Stealth	L 11-15
4/29/17	vs. Saskatchewan	W 14-7



COLORADO MAMMOTH

TEAM INFORMATION



DAN CAREY
General Manager



PAT COYLE
Head Coach



ELISE MATSON
Communications

Owner: E. Stanley Kroenke
 General Manager & Govenor: Dan Carey
 Assistant General Manager: Don Sunblade
 Business Operations Manager: Adam Boettger
 Public Relations Coordinator: Elise Matson
 Phone: 303-405-1917
 E-Mail: elise.matson@coloradomammoth.com
 Head Coach: Pat Coyle
 Head of Sport Performance: Joel Rather
 Athletic Trainer: Mark Zacccone
 Broadcast Partner: Altitude Sports, FOX Sports GO, Watch ESPN

TEAM INFORMATION

Home Arena/Seating Capacity: Pepsi Center/18,007
 NLL Team Established: 1986 (Relocated from Washington in 2002)
 Colors: Burgundy, Black, Silver and White

TEAM INFORMATION

2018 Schedule

Date	Time	Away	Home
Dec. 8	7:30 PM	Colorado	Vancouver
Dec. 23	7:00 PM	Georgia	Colorado
Dec. 29	7:00 PM	Colorado	Calgary
Jan. 13	7:00 PM	Saskatchewan	Colorado
Jan. 26	7:30 PM	Colorado	Georgia
Feb. 2	7:30 PM	Vancouver	Colorado
Feb. 10	7:00 PM	Saskatchewan	Colorado
Feb. 18	2:00 PM	Colorado	Calgary
Mar. 2	7:35 PM	Colorado	New England
Mar. 3	7:00 PM	Buffalo	Colorado
Mar. 10	7:00 PM	Calgary	Colorado
Mar. 17	7:00 PM	Colorado	Vancouver
Mar. 24	7:00 PM	Vancouver	Colorado
Mar. 30	7:30 PM	Colorado	Toronto
Mar. 31	7:30 PM	Colorado	Rochester
Apr. 7	7:30 PM	Colorado	Saskatchewan
Apr. 14	7:00 PM	New England	Colorado
Apr. 28	7:00 PM	Toronto	Colorado

2017 Season Results

Date	Opponent	Result
Dec. 30	@ Buffalo	W 12-8
Jan. 7	vs. Vancouver	L 9-15
Jan. 14	vs. NE Black Wolves	W 11-10
Jan. 20	vs. Calgary	L 12-14
Jan. 28	@ Calgary	L 8-12
Feb. 4	vs. Georgia	W 14-10
Feb. 12	@ Vancouver Stealth	W 10-9
Feb. 18	@ Saskatchewan	L 7-8
Feb. 26	@ NE Black Wolves	W 14-9
Mar. 3	vs. Calgary	W 18-9
Mar. 11	@ Saskatchewan	L 11-12
Mar. 12	vs. Vancouver Stealth	L 6-10
Mar. 17	@ Toronto	W 14-11
Mar. 25	vs. Saskatchewan	W 14-11
Apr. 1	@ Georgia	L 13-21
Apr. 15	vs. Rochester	W 13-7
Apr. 22	@ Vancouver Stealth	L 7-13
Apr. 28	vs. Saskatchewan	L 9-10
May 6	@ Vancouver Stealth	W 13-12*
5/13/17	vs. Saskatchewan	L 9-18*
5/20/17	@ Saskatchewan	L 10-11*

COLORADO MAMMOTH

2017 REGULAR SEASON STATISTICS

RUNNERS

#	PLAYER	POS	GP	G	A	PTS	PIM	PPG	PPA	SHG	SHA	GWG	LB	TO	FT	S	SPCT	SOG	FO
98	Crawford, Callum	F	18	36	62	98	8	9	19	1	1	4	74	45	6	260	.138	191	0-0
51	McLaughlin, Eli	F	18	29	43	72	0	9	13	0	1	1	59	37	5	156	.186	104	0-0
88	Greer, Zack	F	13	22	27	49	4	9	11	0	0	0	48	31	6	150	.147	100	0-0
35	Noble, Jeremy	F	11	18	27	45	9	7	8	1	0	0	22	22	3	128	.141	91	1-1
28	Keogh, Stephen	F	10	14	18	32	24	2	3	0	1	1	22	15	4	100	.140	57	0-0
25	Self, Brad	T	4	3	4	7	0	0	0	0	0	0	20	7	0	15	.200	12	0-0
17	Wardle, Chris	F	18	19	23	42	2	3	1	2	1	0	54	38	9	91	.209	57	0-0
20	Ruest, Jacob	F	18	18	18	36	2	0	3	0	0	2	57	27	2	118	.153	86	0-0
82	Cupido, Joey	D	17	9	8	17	12	0	0	3	2	0	98	8	20	40	.225	33	0-0
80	Adams, Brent	D	8	7	7	14	0	0	1	1	0	1	18	14	1	43	.163	33	0-0
15	Gajic, Ilija	D	16	6	7	13	14	0	0	0	1	0	75	10	17	30	.200	26	27-69
	X Reid, Creighton	D	14	3	9	12	10	0	0	0	0	0	50	11	15	7	.429	7	0-0
8	Downing, Greg	D	18	3	7	10	18	0	0	0	1	0	81	13	28	11	.273	7	0-0
	X Herreweyers, Zach	F	5	3	7	10	0	0	0	0	0	0	6	9	1	29	.103	19	0-0
18	Hope, Robert	D	18	0	10	10	14	0	1	0	3	0	122	18	28	3	.000	1	0-0
19	Holding, Cameron	D	18	2	7	9	4	0	1	0	0	0	160	18	25	18	.111	14	0-0
23	Gilles, Jordan	D	17	3	5	8	4	0	0	0	0	0	58	6	23	17	.176	12	1-1
45	Ward, Dillon	G	17	0	7	7	0	0	0	0	1	0	14	1	0	0	.000	0	0-0
10	Mallory, Mike	F	2	1	5	6	0	0	1	0	0	0	3	4	2	11	.091	8	0-0
37	Coates, Dan	D	17	3	2	5	18	0	0	1	0	0	48	10	29	10	.300	8	201-372
24	Grant, John	F	2	2	3	5	2	2	0	0	0	0	3	6	0	24	.083	16	0-0
11	Stuart, Taylor	D	14	1	3	4	4	0	0	0	0	0	55	8	16	6	.167	4	8-17
4	Sullivan, Josh	D	11	0	3	3	4	0	0	0	0	0	33	6	3	4	.000	4	0-0
94	Sweeting, Bryce	D	15	0	1	1	33	0	0	0	0	0	24	8	8	1	.000	0	0-0
	X Ossello, Nick	D	4	0	1	1	10	0	0	0	0	0	9	1	3	1	.000	0	5-14
27	Buque, Alex	G	5	0	0	0	0	0	0	0	0	0	3	0	0	0	.000	0	0-0
	X Bal, Keegan	F	0	0	0	0	0	0	0	0	0	0	0	0	0	0	.000	0	0-0
	X Eastwood, Brody	F	0	0	0	0	0	0	0	0	0	0	0	0	0	0	.000	0	0-0
	TOTALS:	-	18	202	314	516	212	41	72	9	15	9	1216	412	270	1273	.159	890	243-474

GOALTENDERS

#	GOALTENDER	GP	MIN	W	L	GA	GAA	SV	SV%
27	Buque, Alex	18	174:04	0	3	30	10.34	92	.754
45	Ward, Dillon	18	909:05	9	6	165	10.89	632	.793
TOTALS:		18	-	9	9	199	11.06	724	.784

COLORADO MAMMOTH

2017 PLAYOFF STATISTICS

RUNNERS

#	PLAYER	POS	GP	G	A	PTS	PIM	PPG	PPA	SHG	SHA	GWG	LB	TO	FT	S	SPCT	SOG	FO
88	Greer, Zack	F	3	5	7	12	0	0	2	0	0	0	15	11	0	33	.152	23	0-0
98	Crawford, Callum	F	3	3	9	12	2	0	2	0	0	1	11	11	2	40	.075	24	0-0
35	Noble, Jeremy	F	3	6	4	10	0	1	1	2	0	0	4	7	0	26	.231	19	0-0
51	McLaughlin, Eli	F	3	7	2	9	0	2	0	0	1	0	8	3	0	29	.241	23	0-0
28	Keogh, Stephen	F	3	0	7	7	0	0	0	0	0	0	7	2	0	20	.000	4	0-0
17	Wardle, Chris	F	3	2	4	6	2	0	0	0	0	0	10	6	0	8	.250	4	0-0
45	Ward, Dillon	G	3	0	5	5	0	0	0	0	1	0	2	0	0	0	.000	0	0-0
20	Ruest, Jacob	F	2	2	2	4	0	0	0	0	0	0	7	1	0	9	.222	6	0-0
25	Self, Brad	T	3	1	3	4	0	0	0	0	0	0	19	6	3	3	.333	3	0-0
82	Cupido, Joey	D	3	3	0	3	0	0	0	0	0	0	13	2	0	8	.375	7	0-0
23	Gilles, Jordan	D	3	2	0	2	0	0	0	0	0	0	14	1	1	5	.400	4	0-0
8	Downing, Greg	D	3	1	0	1	2	0	0	0	0	0	9	1	3	1	1.000	1	0-0
11	Stuart, Taylor	D	3	0	1	1	0	0	0	0	0	0	11	0	1	1	.000	0	1-2
18	Hope, Robert	D	3	0	1	1	2	0	0	0	1	0	9	0	5	0	.000	0	0-0
37	Coates, Dan	D	3	0	1	1	0	0	0	0	0	0	6	1	6	4	.000	2	35-62
15	Gajic, Ilija	D	2	0	1	1	0	0	0	0	0	0	8	0	0	1	.000	1	4-6
80	Adams, Brent	D	1	0	1	1	0	0	0	0	0	0	1	2	0	8	.000	5	0-0
19	Holding, Cameron	D	3	0	0	0	2	0	0	0	0	0	19	1	3	0	.000	0	0-0
94	Sweeting, Bryce	D	3	0	0	0	13	0	0	0	0	0	6	0	1	0	.000	0	0-0
27	Buque, Alex	G	1	0	0	0	0	0	0	0	0	0	0	0	0	0	.000	0	0-0
	X Ossello, Nick	D	1	0	0	0	2	0	0	0	0	0	2	1	0	1	.000	1	4-14
4	Sullivan, Josh	D	0	0	0	0	0	0	0	0	0	0	0	0	0	0	.000	0	0-0
10	Mallory, Mike	F	0	0	0	0	0	0	0	0	0	0	0	0	0	0	.000	0	0-0
24	Grant, John	F	0	0	0	0	0	0	0	0	0	0	0	0	0	0	.000	0	0-0
	TOTALS:	-	3	32	48	80	29	3	5	2	3	1	181	56	25	197	.162	127	44-84

GOALTENDERS

#	GOALTENDER	GP	MIN	W	L	GA	GAA	SV	SV%
45	Ward, Dillon	3	173:58	1	2	38	13.11	115	.752
27	Buque, Alex	3	6:02	0	0	3	29.83	1	.250
TOTALS:		3	-	1	2	41	13.67	116	.739

COLORADO MAMMOTH

REGULAR SEASON CAREER RECORDS

Games Played Name	GP No.	Assists Name	A No.	Faceoff Wins Name	FOW No.	Penalty Minutes Name	PIM No.	Goalie Minutes Name	MIN No.
John Gallant	196	Gavin Prout	459	Jamie Hanford	1301	Brian Reese	298	Gee Nash	3842
Brian Langtry	132	Gary Gait	335	Paul Cantabene	765	John Gallant	283	Dillon Ward	3380
Gavin Prout	127	John Grant	317	Bob Snider	473	Gavin Prout	209	Chris Levis	3293
Nick Carlson	118	Brian Langtry	273	Dan Coates	415	Nick Carlson	197	Erik Miller	1486
Gary Gait	113	Adam Jones	180	Rodney Tapp	365	Rich Catton	171	Devin Dalep	1303
Josh Sims	112	Paul Cantabene	157	Ilija Gajic	268	Paul Cantabene	171	Andrew Leyshon	1124
Tom Ethington	104	Dan Carey	147	Matt Leveque	236	Hugh Donovan	168	Derek Collins	1045
Cameron Holding	103	Jamie Shewchuk	145	Fred Haas	206	Dave Stilley	149	Alex Buque	768
Dan Coates	98	Callum Crawford	145	Brad Richardson	167	Jay Jalbert	147	Chris Sanderson	663
John Grant	98	Sean Pollock	117	Jon Brothers	140	Ilija Gajic	141	Tye Belanger	619

Goals Name	G No.	Points Name	PTS No.	Loose Balls Name	LB No.	Forced Turnovers Name	FT No.	Goalie Saves Name	Saves No.
Gary Gait	387	Gavin Prout	664	John Gallant	891	Joey Cupido	123	Gee Nash	2438
John Grant	235	John Grant	552	Josh Sims	770	Cameron Holding	119	Dillon Ward	2282
Brian Langtry	230	Brian Langtry	503	Paul Cantabene	683	Dan Coates	116	Chris Levis	2069
Gavin Prout	205	Adam Jones	374	Gary Gait	655	Creighton Reid	88	Erik Miller	947
Adam Jones	194	Jamie Shewchuk	257	Gavin Prout	647	Robert Hope	80	Devin Dalep	900
Matt Shearer	115	Paul Cantabene	245	Cameron Holding	639	Ilija Gajic	79	Andrew Leyshon	677
Jamie Shewchuk	112	Dan Carey	236	Brian Langtry	604	Adam Jones	61	Derek Collins	666
Paul Gait	111	Paul Gait	216	Ilija Gajic	512	Greg Downing	55	Alex Buque	489
Del Halladay	96	Callum Crawford	213	Joey Cupido	496	John Gallant	52	J.J. Pearl	399
Dan Carey	89			Nick Carlson	453	Jordan Gilles	40	Chris Sanderson	388
Tim Hormes	89								

PLAYOFF CAREER RECORDS

Games Played Name	GP No.	Assists Name	A No.	Faceoff Wins Name	FOW No.	Penalty Minutes Name	PIM No.	Goalie Minutes Name	MIN No.
John Gallant	13	Gavin Prout	33	Jamie Hanford	133	Dave Stilley	32	Gee Nash	379
Josh Sims	12	Gary Gait	29	Paul Cantabene	65	Nick Carlson	20	Dillon Ward	332
Gary Gait	11	John Grant	16	Dan Coates	44	Brian Reese	18	Erik Miller	205
Brian Langtry	11	Brian Langtry	14	Ilija Gajic	22	Jamie Hanford	15	Chris Levis	176
Gavin Prout	10	Paul Cantabene	13	Werner Krueger	21	John Gallant	14	Devin Dalep	135
Nick Carlson	9	Jay Jalbert	13	Fred Haas	16	Tony Millon	14	Derek Collins	117
Tom Ethington	8	Callum Crawford	12	Bob Snider	14	Bryce Sweeting	13		
Jamie Hanford	8	Nick Carlson	11	Rodney Tapp	13	Paul Cantabene	12		
Dave Stilley	8	Jamie Shewchuk	9	Jim Moss	9	Eric Gervais	12		
Dan Coates	8	Dan Carey	9	Dan Britton	7	Matt Leveque	11		
Cameron Holding	8								
Goals Name	G No.	Points Name	PTS No.	Loose Balls Name	LB No.	Forced Turnovers Name	FT No.	Goalie Saves Name	Saves No.
Gary Gait	28	Gavin Prout	57	Josh Sims	94	Dan Coates	11	Gee Nash	231
Brian Langtry	27	Brian Langtry	41	Gary Gait	71	Robert Hope	9	Dillon Ward	225
Gavin Prout	18	John Grant	29	John Gallant	62	Joey Cupido	9	Erik Miller	132
Adam Jones	16	Josh Sims	22	Paul Cantabene	57	Cameron Holding	8	Devin Dalep	112
Josh Sims	14	Paul Cantabene	19	Gavin Prout	56	Creighton Reid	7	Chris Levis	108
John Grant	13	Adam Jones	17	Cameron Holding	48	Rory Smith	3		
Jeremy Noble	12	Jay Jalbert	17	Brian Langtry	47	Adam Jones	3		
Del Halladay	8	Adam Jones	17	Erik Miller	40	Ilija Gajic	3		
Eli McLaughlin	8	Jeremy Noble	17	Joey Cupido	39	Greg Downing	3		
Jamie Shewchuk	7	Jamie Shewchuk	16	Jamie Hanford	38	Brad Self	3		
Matt Shearer	7								
Ben Prepchuk	7								

COLORADO MAMMOTH

SINGLE SEASON RECORDS

Goals	G	Season	Penalty Minutes	PIM	Season
Gary Gait	61	2003	Brian Reese	98	2002
Gary Gait	57	1998	Dave Stilley	64	2006
Gary Gait	55	2004	Jay Jalbert	55	2006
Paul Gait	54	2002	Mac Allen	55	2011
Adam Jones	51	2015	Rich Catton	55	2008
Gary Gait	50	1999	Hugh Donovan	54	2002
Gary Gait	50	2002	John Gallant	54	2003
John Grant	50	2012	Chet Koneczny	54	2013
Gary Gait	43	2001	John Gallant	53	2002
John Grant	43	2013	Three tied with	52	

Assists	A	Season	Faceoffs Won	FOW	Season
Callum Crawford	83	2016	Jamie Hanford	280	2005
Gavin Prout	67	2008	Bob Snider	279	2014
John Grant	66	2012	Jamie Hanford	275	2007
Gavin Prout	64	2006	Jamie Hanford	271	2003
Gary Gait	62	2002	Jamie Hanford	267	2006
Callum Crawford	62	2017	Jamie Hanford	208	2004
Gavin Prout	61	2012	Dan Coates	201	2017
Paul Gait	60	2002	Bob Snider	194	2015
Gavin Prout	59	2007	Paul Cantabene	191	2002
Gavin Prout	57	2004	Dan Coates	175	2016
John Grant	57	2015			

Points	Pts	Season	Forced Turnovers	FT	Season
John Grant	116	2012	Joey Cupido	40	2015
Callum Crawford	115	2016	Dan Coates	29	2017
Paul Gait	114	2002	Robert Hope	28	2015
Gary Gait	112	2002	Greg Downing	28	2017
Callum Crawford	98	2017	Robert Hope	28	2017
Gary Gait	96	2003	Cameron Holding	27	2015
Gavin Prout	93	2006	Dan Coates	27	2015
Gary Gait	93	2004	Greg Downing	27	2016
Adam Jones	93	2015	Joey Cupido	26	2016
Gavin Prout	92	2008	Creighton Reid	26	2016

Loose Balls	LB	Season	Saves	Svs	Season
Devin Dalep	193	2002	Dillon Ward	632	2017
Erik Miller	186	2003	Chris Levis	603	2012
Paul Cantabene	163	2002	Gee Nash	601	2005
Bob Snider	161	2014	Dillon Ward	592	2014
Cameron Holding	160	2017	Dillon Ward	547	2015
Jay Jalbert	152	2006	Gee Nash	539	2004
Jay Jalbert	141	2005	Erik Miller	529	2003
Josh Sims	136	2007	Devin Dalep	515	2002
Robert Hope	128	2016	Dillon Ward	511	2016
Ilija Gajic	124	2012	Chris Levis	509	2011
Cameron Holding	124	2016			

COLORADO MAMMOTH

ALL-TIME RECORDS VS. OPPONENTS

	REGULAR SEASON									PLAYOFFS								
	ROAD			HOME			OVERALL			ROAD			HOME			OVERALL		
	GP	W	L	GP	W	L	GP	W	L	GP	W	L	GP	W	L	GP	W	L
Buffalo	19	7	12	13	6	7	32	13	19	1	1	0	-	-	-	1	1	0
Calgary	22	10	12	19	12	7	41	22	19	4	0	4	5	1	4	9	1	8
Georgia	13	8	5	11	7	4	24	15	9									
(as Georgia)	2	0	2	2	2	0	4	2	2									
(as Minnesota)	11	8	3	9	5	4	20	13	7	-	-	-	1	0	1	1	0	1
NE Black Wolves	27	10	17	26	11	15	53	21	32									
(as NE Black Wolves)	3	3	0	2	2	0	5	5	0									
(as Philadelphia)	24	7	17	24	9	15	48	16	32	3	1	2	1	0	1	4	1	3
Rochester	12	5	7	17	10	7	29	15	14	-	-	-	2	1	1	2	1	1
Saskatchewan	17	7	10	20	10	10	37	17	20	1	0	1	1	0	1	2	0	2
(as Saskatchewan)	4	0	4	4	2	2	8	2	6	1	0	1	1	0	1	2	0	2
(as Edmonton)	13	7	6	16	8	8	29	15	14									
Toronto	9	4	5	9	7	2	18	11	7	3	0	3	-	-	-	3	0	3
(as Toronto)	8	4	4	8	6	2	16	10	6	3	0	3	-	-	-	3	0	3
(as Ontario)	1	0	1	1	1	0	2	1	1									
Vancouver Stealth	23	6	17	24	14	10	47	20	27	1	1	0	1	0	1	2	1	1
(as Van. Stealth)	8	4	4	8	5	3	16	9	7	1	1	0				1	1	0
(as Was. Stealth)	5	0	5	6	1	5	11	1	10									
(as San Jose)	8	2	6	9	7	2	17	9	8	-	-	-	1	0	1	1	0	1
(as Albany)	2	0	2	1	1	0	3	1	2									
Anaheim	4	3	1	6	5	1	10	8	2									
(as Anaheim)	2	2	0	4	3	1	6	5	1									
(as NJ Storm)	2	1	1	2	2	0	4	3	1									
Arizona	8	5	3	6	3	3	14	8	6	1	0	1	1	1	0	2	1	1
(as Arizona)	6	4	2	5	3	2	11	7	4	1	0	1	1	1	0	2	1	1
(as Columbus)	2	1	1	1	0	1	3	1	2									
Boston	1	0	1	2	1	1	3	1	2									
Detroit	4	1	3	4	1	3	8	2	6	1	0	1	-	-	-	1	0	1
New England	5	4	1	9	5	4	14	9	5									
New York	15	6	9	17	12	5	32	18	14	2	1	1	-	-	-	2	1	1
(as NY Saints)	13	6	7	14	11	3	27	17	10	1	0	1	-	-	-	1	0	1
(as NJ Saints)	2	0	2	3	1	2	5	1	4	1	1	0	-	-	-	1	1	0
Orlando	1	0	1	2	1	1	3	1	2									
(as Orlando)	-	-	-	1	0	1	1	0	1									
(as NY Titans)	1	0	1	1	1	0	2	1	1									
Ottawa	5	3	2	4	4	0	9	7	2									
(as Ottawa)	2	2	0	1	1	0	3	3	0									
(as Syracuse)	3	1	2	3	3	0	6	4	2									
Pittsburgh Bulls	3	2	1	2	1	1	5	3	2									
Portland	6	3	3	5	3	2	11	6	5									
Vancouver Ravens	3	2	1	2	2	0	5	4	1	-	-	-	1	1	0	1	1	0
Washington Wave	3	1	2	3	1	2	6	2	4	1	1	0	-	-	-	1	1	0

COLORADO MAMMOTH

ALL-TIME DRAFT HISTORY

2017 Entry Draft

Rd(overall)	Player Chosen
3(25)	Ryan Lee
3(28)	Connor Cannizaro
4(38)	Jarrold Neumann
6(55)	Rowan Kelly

2016 Entry Draft

Rd(overall)	Player Chosen
1(9)	Zach Herreweyers
4(35)	Taylor Stuart
5(46)	Kyle Whitlow
6(55)	Jahmal Shears

2015 Entry Draft

Rd(overall)	Player Chosen
4(32)	Bryce Sweeting
5(45)	Dane Sorensen
6(52)	Jordan Gilles

2014 Entry Draft

Rd(overall)	Player Chosen
1(4)	Eli McLaughlin
1(7)	Robert Hope
2(17)	Alex Buque
4(32)	Zach Rogers
5(41)	DJ Giacobbo
5(42)	Terry Ellis
6(50)	Mike Crampton

2013 Entry Draft

Rd(overall)	Player Chosen
1(3)	Dillon Ward
4(31)	Cody McMahon
4(32)	Cameron Mann
5(40)	Dom Sebastiani
6(49)	Jake Weidner

2012 Entry Draft

Rd(overall)	Player Chosen
1(9)	Colton Clark
5(44)	Jaden Gastaldo
6(53)	Alex Demopoulos

2011 Entry Draft

Rd(overall)	Player Chosen
1(3)	Adam Jones
1(8)	Dan Coates
2(13)	Jordan McBride
2(14)	Jamie Lincoln
2(16)	Tye Belanger
4(30)	Craig England
5(38)	Joey Cupido
6(47)	Jovan Miller

2011 Dispersal Draft

Rd(overall)	Player Chosen
2(12)	Ryan Hotaling
3(21)	Greg Peyser
4(29)	Gary Bining
5(35)	Sean Morris
6	Pass

2010 Entry Draft

Rd(overall)	Player Chosen
2(11)	Ned Crotty
3(22)	Ken Clausen
5(42)	John Rae
6(52)	Mark Farthing

2010 Dispersal Draft

Rd(overall)	Player Chosen
1(1)	Matt Vinc
2(11)	Jarrett Park
3(21)	Chad Thompson
4(31)	Marc Burton
5(38)	Bryant Barrett

2009 Entry Draft

Rd(overall)	Player Chosen
1(4)	Cliff Smith
1(5)	Alex Gajic
2(17)	Brad Richardson
3(32)	Shaun Dhaliwal
4(35)	Ryan McFadyen
5(46)	Ben Davis
6(55)	Neil Tyacke
6(56)	Rocco Romero

From
RIT
University of Denver
Providence University
Toronto Beaches

From
Loyola (Md.)
Bellarmine
Marquette
Mimico Jr. A

From
Peterborough
Florida Southern
Delta Jr. A

From
Coquitlam
Pfeiffer University
American Int. College
Providence College
Canisius College
University of Denver
U.S. Air Force Army

From
Bellarmine
Orangeville, ON
Jacksonville
Delaware
Brampton, ON

From
Bellarmine
Burnaby, BC
University of Denver

From
Canisius College
Canisius College
Stony Brook University
Hofstra University
Peterborough, ON
Orangeville, ON
Six Nations, ON
Syracuse University

From
Duke University
University of Virginia
Barrie, ON
Peterborough, ON

From
Denver University
Denver University
Denver University
Burnaby, BC
Duke University
New Westminster, B
New Westminster, BC
Cornell University

2009 Dispersal Draft

Rd(overall)	Player Chosen
1(5)	Cory Conway
2(16)	David Morgan
3(27)	Dallas Eliuk

2008 Entry Draft

Rd(overall)	Player Chosen
1(7)	Matt Danowski
3(31)	Mike Ward
4(43)	Terry Kimener
6(69)	Ryan McFadyen

2008 Dispersal Draft (CHI)

Rd(overall)	Player Chosen
1(6)	Brad Self
2(17)	Steven Brooks

2008 Dispersal Draft (AZ)

Rd(overall)	Player Chosen
1(7)	Bruce Murray
2(20)	Matt Ward

2007 Entry Draft

Rd(overall)	Player Chosen
2(26)	Nathan Sanderson
3(30)	Dylan Llord
3(40)	Matt Wilson
4(54)	Andrew Spack
6(82)	Ryan Clark

2007 Dispersal Draft

Rd(overall)	Player Chosen
1(11)	Bruce Murray
2(14)	Matt Brown
3(35)	Jed Prossner

2006 Entry Draft

Rd(overall)	Player Chosen
1(13)	Gary Bining
2(25)	Jamie Shewchuk
3(34)	Matt Poskay
4(51)	Curtis Morwick
5(64)	Casey Cittadino
6(77)	Sean Morris

2005 Entry Draft

Rd(overall)	Player Chosen
1(7)	Dan Carey
2(16)	Ryan Marshall
3(28)	Shawn Williams
4(49)	Scott Davidson
5(50)	Andy Glen
6(62)	Adam Hughes

2005 Dispersal Draft

Rd(overall)	Player Chosen
1(6)	Bill Greer

2004 Entry Draft

Rd(overall)	Player Chosen
3(29)	Lee Zink
4(40)	Cory Vann
5(52)	Andrew Huelskoetter
6(63)	Mark Plonke

2004 Dispersal Draft

Rd(overall)	Player Chosen
1(8)	Randy Daly

2003 Entry Draft

Rd(overall)	Player Chosen
3(24)	Curtis Smith
3(31)	Brian Potter
4(35)	Dan Cocchi
5(45)	Graham Palmer
6(55)	Devon Spilker
7(65)	Pat Meyers
8(76)	Mike Frissora

2003 Dispersal Draft

Rd(overall)	Player Chosen
1(8)	Brad Self
2(19)	Mike Henderson

From
Duke University
Duke University
UMBC
Duke University

From
Rutgers University
St. Catharines, ON
Coquitlam, BC
Loyola College
Nanaimo, BC

From
Ohio State University
Burnaby, BC
University of Virginia
Victoria, BC
Townson University
University of Massachusetts

From
Canisius College
Duke University
Surrey, BC
University of Denver
Peterborough, ON
Cortland State University

From
University of Maryland
University of Denver
University of Denver
Colorado State University

From
Ohio State University
Victoria, BC
Townson University
Victoria, BC
Limestone College
Ohio State University
Middlebury University

2002 Entry Draft

Rd(overall)	Player Chosen
2(21)	Ryan Soliday
5(57)	Billy St. George
6(69)	Kevin Smithies
7(81)	Tom Ethington
8(93)	Chase Jaeger
9(104)	Brad Reppert
9(105)	Mike Napolilli

2001 Expansion Draft

Rd(overall)	Player Chosen
5(62)	Bobby Horsey
6(75)	Roger Vyse
7(88)	Mike Talarico
8(101)	Tom Tamberino
9(114)	Jen Adams

2001 Entry Draft

Rd(overall)	Player Chosen
4(22)	Joe High
4(31)	Chris Turner
5(40)	Steven Card
6(49)	Casey Connor
7(58)	Peter Valepec
8(67)	Brian Zeller
9(76)	Todd Paradise

1999 Entry Draft

Rd(overall)	Player Chosen
2	Scott Diggs
3	Tim O'Hara
4	Todd Vizcarondo
5	Dylan Schlott
6	Chris Lamy
7	Chris Turner
8	Kevin Sturm
8	Jason Quenzer
9	Dan Ross

1998 Entry Draft

Rd(overall)	Player Chosen
1	Chris Sanderson
2	Jesse Hubbard
3	Matt Hahn
4	Dudley Dixon
5	Andrew Whipple
6	Brian Reese
9	A.T. Bailey

1997 Entry Draft

Rd(overall)	Player Chosen
1	Matt Shearer
2	Michael Watson
3	Andy Ross
4	Billy Evans
5	Doug Knight
6	Jason Wade
7	David Curry
8	Milford Marchant
9	Brian Volpe

From
Syracuse University
Syracuse University
Bucknell University
University of Denver
Delta, BC
Townson University
Colorado State University


From
Loyola College
Six Nations, ON
Drew College
Georgetown University
University of Maryland

From
Salisbury University
Salisbury University
Duke University
University of Maryland
Georgetown University
University of Maryland
Towson University

From
Duke University
Loyola College
Loyola College
Johns Hopkins University
University of Maryland
UMBC
Townson University
UMBC
Towson University

From
University of Virginia
Princeton University
University of Maryland
Johns Hopkins University
University of Maryland
University of Maryland
John Hopkins University

From
Loyola College
University of Virginia
US Naval Academy
Johns Hopkins University
University of Virginia
University of North Carolina
University of Virginia
Mt. Washington College
Loyola College



COLORADO MAMMOTH

ALL-TIME DRAFT HISTORY

1996 Entry Draft

Rd(overall)	Player Chosen
1	Brian Dougherty
2	Tim Whiteley
3	David Evans
4	Sean Radebaugh
5	Brendan Fry

From
University of Maryland
University of Virginia
Brown University
Salisbury University
Loyola College

1995 Entry Draft

Rd(overall)	Player Chosen
2	Del Halladay
4	Dan Radebaugh
5	Tom Roszko

From
Loyola University
University of Maryland
John Hopkins University

1994 Entry Draft

Rd(overall)	Player Chosen
2	Stewart Crotty
3	Ryan Murphy
4	Dan Stroup
5	Billy Daye

From
Towson University
Salisbury University
British Columbia
University of North Carolina

1993 Entry Draft

Rd(overall)	Player Chosen
2	Paul Cantabene
3	Kevin Anderson
4	Brian Kelly
5	Tom Gravante

From
Loyola College
Loyola College
Johns Hopkins University
Hobart College

1992 Supplemental Draft

Rd(overall)	Player Chosen
1	Dave Pietramala
2	Lindsay Dixon
3	Bob Martino
4	Tim Hormes
5	Adam Wright

From
Johns Hopkins University
Towson University
Washington College
Washington College
Johns Hopkins University

1991 Entry Draft

Rd(overall)	Player Chosen
1	Tony Millon
2	Fred Haas
3	Sean Smith
4	Tom Johnson
5	Glenn Smith

From
Towson University
Loyola University
Loyola University
Loyola University
Towson University

1990 Entry Draft

Rd(overall)	Player Chosen
1	Brian Kroneberger
2	Vince Angotti
3	Chris Gunkle
4	Greg Gunning
5	Joe Bonaci

From
Loyola College
Cornell University
Loyola College
Johns Hopkins University
Syracuse University

1989 Entry Draft

Rd(overall)	Player Chosen
1	Bart Aldridge
2	Matt Lewandowski
3	Pat Gugerty
4	Mark Brannigan
5	Brad Johnson

From
University of Delaware
University of Delaware
University of Maryland
Syracuse University
Hampden Sydney College

1988 Entry Draft

Rd(overall)	Player Chosen
1	Tom McClland
2	Peter Rubin
2	Brooks Sweet
3	Jeff Jackson
4	Ron Klausner
5	Steve Egan

From
Loyola College
Duke University
University of Massachusetts
Hampden Sydney College
Towson University
Towson University



COLORADO MAMMOTH

ALL-TIME COACHING HISTORY

Season	Coach	Regular Season			Playoffs		
		Won	Lost	Win Pct.	Won	Lost	Win Pct.
1987	Griebe, Bob	2	4	.333	2	0	1.000
1988	Griebe, Bob	2	6	.250	-	-	-
	Total	4	10	.286	2	0	1.000
1989	Stewart, John	4	4	.500	-	-	-
1990	Stewart, John	4	4	.500	-	-	-
1991	Stewart, John	6	4	.600	0	1	.000
1992	Stewart, John	3	5	.375	0	1	.000
1993	Stewart, John	2	6	.250	0	1	.000
	Total	19	23	.452	0	3	.000
1994	Lichtfuss, Ernest "Skip"	1	7	.125	-	-	-
1995	Lichtfuss, Ernest "Skip"	3	5	.375	-	-	-
1996	Lichtfuss, Ernest "Skip"	4	6	.400	-	-	-
	Total	8	18	.308	0	0	.000
1997	Tucker, John	2	8	.200	-	-	-
1998	Tucker, John	8	4	.667	1	2	.333
1999	Tucker, John	8	4	.667	0	1	.000
2000	Tucker, John	6	6	.500	-	-	-
	Total	24	22	.522	1	3	.250
2001	Kilgour, Darris	9	5	.643	0	1	.000
2002	Kilgour, Darris	9	7	.563	1	1	.500
	Total	18	12	.600	1	2	.333
2003	Jensen, Rod	4	5	.444	-	-	-
	Total	4	5	.444	0	0	.000
2004	Batley, Jamie	5	2	.714	1	1	.500
2005	Batley, Jamie	13	3	.813	0	1	.000
2005	Batley, Jamie	8	8	.500	0	1	.000
	Total	26	13	.667	1	3	.250
2006	Gait, Gary	10	6	.625	3	0	1.000
2007	Gait, Gary	12	4	.750	0	1	.000
	Total	22	10	.688	3	1	.750
2008	McMahon, Bob	9	7	.563	0	1	.000
2009	McMahon, Bob	7	9	.438	0	1	.000
2010	McMahon, Bob	0	2	.000	-	-	-
	Total	16	18	.471	0	2	.000
	Govett, Steve	2	5	.286	-	-	-
	Total	2	5	.286	0	0	.000
2011	Hamley, Bob	2	5	.286	-	-	-
2012	Hamley, Bob	5	11	.313	0	1	.000
2012	Hamley, Bob	11	5	.688	0	1	.000
2013	Hamley, Bob	7	9	.438	0	1	.000
2014	Hamley, Bob	4	7	.364	-	-	-
	Total	29	37	.439	0	3	.000
2014	Coyle, Gill & Stroup	4	3	.571	0	1	.000
2015	Coyle, Gill & Stroup	9	9	.500	0	1	.000
2016	Coyle, Gill & Stroup	12	6	.667	0	1	.000
2017	Coyle, Gill & Stroup	4	3	.571	-	-	-
	Total	29	21	.580	0	3	.000
2017	Coyle, Pat	5	6	.455	1	2	.333
	Total	5	6	.455	1	2	.333
	Grand Total	206	200	.507	9	22	.290

COLORADO MAMMOTH

ALL-TIME SCHEDULE & RESULTS

1987 Season

Date	Opponent	Result
1/10/1987	@ Washington Wave	L 13-16
1/24/1987	vs. Philadelphia	W 20-19
2/7/1987	@ NJ Saints	L 11-14
2/15/1987	vs. NJ Saints	L 10-13
2/22/1987	@ Philadelphia	W 14-8
2/26/1987	vs. Washington Wave	L 11-12
3/7/1987	@ NJ Saints	W 14-9*
3/21/1987	@ Washington Wave	W 11-10*\$

1988 Season

Date	Opponent	Result
1/3/1988	@ NJ Saints	L 10-16
1/9/1988	vs. NJ Saints	L 14-18
1/24/1988	vs. Washington Wave	W 17-15
1/30/1988	@ Philadelphia	L 7-12
2/6/1988	@ Washington Wave	L 12-15
2/13/1988	vs. NJ Saints	W 16-15
2/20/1988	@ Philadelphia	L 13-14
2/27/1988	vs. Philadelphia	L 9-17

1989 Season

Date	Opponent	Result
1/15/1989	@ Washington Wave	W 14-12
1/20/1989	@ NY Saints	W 10-9
1/21/1989	vs. Philadelphia	L 13-14
1/28/1989	vs. Washington Wave	L 14-16
2/4/1989	vs. NY Saints	L 11-12
2/12/1989	@ Philadelphia	L 9-14
2/18/1989	vs. New England	W 15-9
3/11/1989	@ New England	W 13-10

1990 Season

Date	Opponent	Result
1/13/1990	vs. Detroit	W 14-13
1/21/1990	vs. NY Saints	W 11-8
2/3/1990	@ Pittsburgh Bulls	W 15-13
2/17/1990	vs. Philadelphia	L 12-13
3/3/1990	vs. New England	L 6-13
3/11/1990	@ Philadelphia	L 9-10
3/17/1990	@ NY Saints	L 11-16
3/24/1990	@ Detroit	W 18-9
12/29/1990	vs. Detroit	L 16-20

1991 Season

Date	Opponent	Result
1/5/1991	@ Pittsburgh Bulls	L 10-19
1/19/1991	vs. New England	W 19-15
1/26/1991	@ New England	W 21-10
2/9/1991	vs. NY Saints	W 15-14
2/15/1991	@ NY Saints	W 14-10
2/23/1991	@ Detroit	L 14-22
3/2/1991	vs. Pittsburgh Bulls	W 14-12
3/17/1991	@ Philadelphia	W 17-14
3/23/1991	vs. Philadelphia	L 16-21
4/6/1991	@ Detroit	L 12-14*\$
12/27/1991	vs. Boston	W 21-14

1992 Season

Date	Opponent	Result
1/4/1992	@ Detroit	L 13-20
1/25/1992	vs. NY Saints	W 12-11
2/8/1992	@ Boston	W 18-17
2/14/1992	@ Philadelphia	L 12-16
2/29/1992	vs. Detroit	L 13-22
3/13/1992	@ Buffalo	L 20-27
3/14/1992	vs. Philadelphia	L 8-20
3/29/1992	@ Philadelphia	L 12-14*

1993 Season

Date	Opponent	Result
1/9/1993	vs. Boston	W 18-17
1/15/1993	@ Philadelphia	L 14-17
1/23/1993	@ Buffalo	L 13-23
1/29/1993	@ NY Saints	L 15-18
1/30/1993	vs. Philadelphia	L 9-23
2/20/1993	vs. Buffalo	L 18-19
2/27/1993	@ Pittsburgh Bulls	W 16-14
3/12/1993	vs. Pittsburgh Bulls	L 9-16
3/28/1993	@ NY Saints	L 9-10*

1994 Season

Date	Opponent	Result
1/8/1994	vs. Detroit	L 8-15
1/23/1994	@ Buffalo	L 12-17
1/29/1994	vs. Boston	L 11-17
2/13/1994	@ Philadelphia	L 9-25
2/19/1994	vs. Philadelphia	L 10-20
3/5/1994	@ Detroit	L 13-14
3/12/1994	vs. NY Saints	W 12-10
3/26/1994	@ NY Saints	L 11-15

1995 Season

Date	Opponent	Result
1/7/1995	vs. Boston	L 11-16
1/14/1995	@ Rochester	L 13-16
1/27/1995	@ NY Saints	W 17-15
1/28/1995	vs. NY Saints	W 9-7
2/11/1995	vs. Rochester	W 14-10
2/25/1995	vs. Philadelphia	L 10-15
3/4/1995	@ Buffalo	L 12-23
3/11/1995	@ Philadelphia	L 12-15

1996 Season

Date	Opponent	Result
12/30/1995	vs. Boston	W 15-11
1/13/1996	vs. Philadelphia	L 12-17
1/20/1996	@ Buffalo	L 16-18
1/27/1996	@ Charlotte	W 16-6
2/10/1996	vs. Charlotte	W 14-10
2/17/1996	@ NY Saints	L 11-18
3/2/1996	vs. Buffalo	L 17-25
3/9/1996	@ Rochester	L 17-18
3/23/1996	@ Boston	L 13-28
3/30/1996	vs. NY Saints	W 13-12

1997 Season

Date	Opponent	Result
1/4/1997	vs. Boston	L 11-17
1/18/1997	@ Philadelphia	L 11-16
1/25/1997	vs. Rochester	L 16-18
2/7/1997	vs. Buffalo	L 15-22
2/8/1997	@ Boston	W 11-10
2/22/1997	vs. Philadelphia	W 11-10
3/1/1997	vs. NY Saints	L 12-16
3/7/1997	@ NY Saints	L 13-15
3/22/1997	@ Rochester	L 11-22
3/29/1997	@ Buffalo	L 14-19

1998 Season

Date	Opponent	Result
1/3/1998	vs. Syracuse	W 23-13
1/16/1998	@ Philadelphia	W 12-9
1/17/1998	vs. Ontario	W 11-10
1/30/1998	@ Syracuse	W 20-11
1/31/1998	vs. Philadelphia	L 9-15
2/14/1998	vs. Buffalo	W 20-15
2/28/1998	vs. Rochester	L 14-15
3/7/1998	@ Buffalo	W 12-10
3/13/1998	@ Ontario	L 14-17
3/28/1998	@ NY Saints	L 16-17
4/4/1998	vs. NY Saints	W 17-15
4/11/1998	@ Rochester	W 16-13
4/19/1998	vs. Rochester	W 15-14*
4/26/1998	@ Philadelphia	L 12-16*\$
4/28/1998	vs. Philadelphia	L 12-17*\$

1999 Season

Date	Opponent	Result
1/2/1999	vs. Rochester	W 20-13
1/9/1999	vs. Toronto	W 21-10
1/16/1999	@ Buffalo	W 22-15
1/23/1999	@ NY Saints	W 15-14
1/30/1999	vs. Philadelphia	W 18-17
2/5/1999	@ Syracuse	L 14-15
2/12/1999	vs. NY Saints	W 18-15
2/27/1999	vs. Buffalo	L 15-16
3/13/1999	@ Philadelphia	L 13-16
3/27/1999	@ Rochester	W 14-11
4/2/1999	@ Toronto	L 15-16
4/3/1999	vs. Syracuse	W 26-17
4/17/1999	vs. Rochester	L 12-14*

2000 Season

Date	Opponent	Result
1/8/2000	@ NY Saints	W 23-12
1/14/2000	@ Albany	L 19-21
1/15/2000	@ Rochester	L 14-18
1/22/2000	vs. Philadelphia	W 16-15
1/28/2000	vs. Toronto	L 9-11
2/12/2000	vs. Buffalo	W 17-14
2/25/2000	vs. NY Saints	W 20-15
2/26/2000	@ Philadelphia	W 14-8
3/10/2000	vs. Rochester	L 12-17
3/25/2000	vs. Syracuse	W 21-9
3/31/2000	@ Toronto	L 10-14
4/8/2000	@ Syracuse	L 9-10

COLORADO MAMMOTH

ALL-TIME SCHEDULE & RESULTS

2001 Season

Date	Opponent	Result
12/30/2000	vs. Buffalo	L 19-20
12/31/2000	vs. Toronto	W 13-12
1/7/2001	vs. Rochester	W 18-16
1/13/2001	@ Columbus	W 19-11
1/14/2001	vs. Ottawa	W 18-14
1/21/2001	vs. Columbus	L 7-9
1/26/2001	@ Toronto	W 16-13
2/10/2001	@ Buffalo	W 21-17
2/18/2001	@ Albany	W 18-15
3/3/2001	vs. NY Saints	L 16-18
3/17/2001	@ Rochester	L 11-13
3/18/2001	@ Ottawa	W 17-13
3/31/2001	@ Philadelphia	L 13-14
4/1/2001	vs. Philadelphia	W 20-19
4/21/2001	@ Toronto	L 9-10*

2002 Season

Date	Opponent	Result
11/24/2001	@ Buffalo	L 15-17
12/1/2001	vs. Rochester	W 13-12
12/15/2001	vs. NJ Storm	W 21-9
1/5/2002	vs. Toronto	W 12-11
1/13/2002	@ Columbus	L 15-19
1/19/2002	@ Vancouver Ravens	W 17-12
1/25/2002	@ NY Saints	W 17-12
1/26/2002	vs. NY Saints	W 23-15
2/2/2002	vs. Calgary	W 19-15
2/10/2002	@ Toronto	L 14-17
2/15/2002	@ NJ Storm	L 8-15
2/16/2002	vs. Albany	L 9-17
3/7/2002	@ Ottawa	W 18-15
3/9/2002	vs. Philadelphia	W 19-12
3/16/2002	@ Philadelphia	L 11-12
3/23/2002	vs. Buffalo	L 22-23
3/30/2002	@ Philadelphia	W 12-11*
4/5/2002	@ Toronto	L 11-12*

2003 Season

Date	Opponent	Result
1/4/2003	vs. Toronto	W 13-12
1/11/2003	@ Ottawa	L 11-13
1/18/2003	vs. Philadelphia	W 13-9
1/25/2003	@ Philadelphia	L 11-13
1/31/2003	vs. NY Saints	W 19-13
2/6/2003	@ NY Saints	L 12-20
2/8/2003	vs. NJ Storm	W 16-14
2/14/2003	vs. Calgary	L 13-14
2/21/2003	@ Albany	L 15-19
3/1/2003	vs. Vancouver Ravens	W 18-12
3/16/2003	@ Vancouver Ravens	L 9-14
3/21/2003	vs. Rochester	L 12-16
3/23/2003	@ NJ Storm	W 18-17
3/28/2003	vs. Albany	W 19-16
4/5/2003	@ Calgary	W 14-11
4/13/2003	@ Toronto	W 13-10
4/19/2003	vs. Vancouver Ravens	W 15-12*
4/26/2003	@ Toronto	L 11-15*

2004 Season

Date	Opponent	Result
1/2/2004	vs. San Jose	W 17-8
1/9/2004	@ Arizona	W 12-11
1/10/2004	@ San Jose	L 12-13
1/18/2004	@ Vancouver Ravens	W 13-12
1/25/2004	vs. Arizona	W 14-13
1/30/2004	vs. Calgary	L 13-14
2/7/2004	vs. Vancouver Ravens	W 11-10
2/14/2004	@ Calgary	W 13-12
2/27/2004	@ Anaheim	W 13-8
2/28/2004	vs. Anaheim	W 15-10
3/6/2004	vs. Philadelphia	W 13-12
3/13/2004	@ Rochester	W 18-12
3/19/2004	@ Arizona	L 13-14
3/21/2004	@ Calgary	W 11-8
3/26/2004	vs. San Jose	W 18-6
4/3/2004	vs. Anaheim	W 17-10
4/24/2004	vs. Calgary	L 11-13*

2005 Season

Date	Opponent	Result
1/1/2005	vs. Calgary	W 12-7
1/8/2005	vs. Arizona	L 15-16
1/22/2005	vs. Buffalo	W 11-8
1/29/2005	@ San Jose	L 10-12
2/4/2005	@ Calgary	L 16-18
2/13/2005	vs. Arizona	W 13-12
2/18/2005	@ San Jose	W 14-6
2/24/2005	vs. San Jose	W 14-8
3/4/2005	@ Anaheim	W 13-12
3/13/2005	vs. Calgary	L 10-13
3/18/2005	@ Philadelphia	L 12-15
3/19/2005	vs. Anaheim	W 16-8
4/1/2005	@ Minnesota	W 15-9
4/2/2005	vs. Anaheim	L 6-10
4/9/2005	@ Arizona	L 12-15
4/15/2005	@ Rochester	L 12-13
4/22/2005	@ Arizona	L 13-16*

2006 Season

Date	Opponent	Result
12/30/2005	vs. Philadelphia	L 11-13
1/7/2006	vs. Rochester	W 12-11
1/13/2006	vs. San Jose	W 9-7
1/14/2006	@ San Jose	L 7-10
1/21/2006	@ Portland	L 11-12
2/3/2006	@ Arizona	W 18-17
2/11/2006	vs. San Jose	W 8-7
3/3/2006	vs. Edmonton	W 15-10
3/11/2006	@ Calgary	L 14-15
3/12/2006	vs. Portland	L 11-12
3/18/2006	@ Arizona	W 15-11
3/25/2006	@ Edmonton	W 13-7
4/2/2006	vs. Arizona	W 16-11
4/8/2006	@ Buffalo	L 12-14
4/14/2006	vs. Calgary	W 11-8
4/15/2006	@ Calgary	W 17-7
4/22/2006	vs. Calgary	W 18-17*
4/29/2006	vs. Arizona	W 13-12*
5/13/2006	@ Buffalo	W 16-9*\$

2007 Season

Date	Opponent	Result
12/30/2006	vs. Rochester	W 20-15
1/5/2007	@ Arizona	W 10-6
1/13/2007	vs. Buffalo	W 11-10
1/19/2007	@ Edmonton	W 16-9
1/20/2007	@ Calgary	L 13-17
1/25/2007	vs. Portland	W 15-11
2/3/2007	vs. Edmonton	W 16-7
2/15/2007	@ Portland	W 10-8
2/18/2007	vs. Calgary	W 15-12
2/24/2007	vs. Portland	W 13-7
3/17/2007	@ Toronto	W 13-12
3/24/2007	@ Buffalo	L 15-19
3/30/2007	vs. Arizona	L 8-14
3/31/2007	@ Minnesota	W 11-9
4/12/2007	vs. San Jose	W 13-12
4/13/2007	@ San Jose	L 10-11
4/21/2007	vs. San Jose	L 14-15*

2008 Season

Date	Opponent	Result
12/29/2007	vs. Calgary	W 10-9
1/12/2008	vs. Edmonton	W 14-11
1/24/2008	@ Portland	W 12-11
1/26/2008	vs. San Jose	W 11-6
2/7/2008	vs. Portland	W 15-12
2/15/2008	vs. Philadelphia	L 13-15
2/24/2008	@ Calgary	L 9-12
3/8/2008	vs. San Jose	L 8-12
3/14/2008	@ Calgary	W 11-6
3/20/2008	@ Portland	L 15-16
4/3/2008	vs. Rochester	W 11-8
4/5/2008	@ Buffalo	L 11-12
4/12/2008	@ NY Titans	L 10-14
4/18/2008	vs. Edmonton	W 15-4
4/19/2008	@ Edmonton	W 13-8
4/26/2008	@ San Jose	L 6-11
5/3/2008	vs. Calgary	L 13-15*

2009 Season

Date	Opponent	Result
1/9/2009	@ Portland	W 12-10
1/10/2009	vs. Portland	L 5-14
1/24/2009	vs. Edmonton	L 9-11
1/31/2009	vs. NY Titans	W 12-8
2/7/2009	@ Minnesota	W 13-8
2/14/2009	vs. Calgary	W 13-12
2/21/2009	@ San Jose	L 9-14
2/22/2009	@ Edmonton	L 9-10
3/14/2009	@ San Jose	W 14-11
3/21/2009	@ Calgary	L 10-13
3/22/2009	vs. Minnesota	W 13-11
3/28/2009	@ Philadelphia	L 13-17
4/3/2009	vs. Rochester	L 8-12
4/4/2009	@ Portland	L 12-13
4/11/2009	vs. San Jose	L 10-11
4/17/2009	vs. Edmonton	W 10-9
5/3/2009	@ Calgary	L 8-15*

COLORADO MAMMOTH

ALL-TIME SCHEDULE & RESULTS

2010 Season

Date	Opponent	Result
1/9/2010	@ Washington Stealth	L 8-17
1/16/2010	vs. Edmonton	L 13-14
1/22/2010	@ Minnesota	W 15-14
1/23/2010	@ Philadelphia	W 12-11
1/30/2010	vs. Washington Stealth	L 11-12
2/5/2010	vs. Orlando	L 5-12
2/20/2010	@ Minnesota	L 5-15
2/27/2010	vs. Minnesota	L 12-13
3/13/2010	vs. Edmonton	L 9-13
3/26/2010	vs. Washington Stealth	L 14-15
3/27/2010	@ Washington Stealth	L 9-12
4/3/2010	@ Buffalo	W 12-11
4/9/2010	@ Edmonton	W 14-10
4/10/2010	@ Calgary	L 11-12
4/16/2010	vs. Boston	L 7-9
4/23/2010	vs. Calgary	L 10-11

2011 Season

Date	Opponent	Result
1/8/2011	vs. Washington Stealth	L 10-11
1/15/2011	@ Calgary	W 8-7
1/22/2011	vs. Philadelphia	L 10-11
1/29/2011	@ Philadelphia	L 11-12
2/5/2011	vs. Washington Stealth	L 8-10
2/12/2011	@ Boston	L 6-11
2/18/2011	@ Washington Stealth	L 7-20
2/20/2011	vs. Minnesota	L 10-12
3/4/2011	vs. Minnesota	L 10-11
3/26/2011	vs. Boston	W 9-8
4/1/2011	@ Edmonton	L 10-14
4/2/2011	vs. Edmonton	W 7-6
4/8/2011	@ Calgary	L 13-14
4/9/2011	@ Edmonton	W 13-6
4/15/2011	vs. Calgary	W 11-7
4/23/2011	@ Minnesota	L 8-12
4/30/2011	@ Calgary	L 6-10*

2012 Season

Date	Opponent	Result
1/14/2012	vs. Minnesota	W 20-14
1/20/2012	@ Edmonton	W 13-12
1/21/2012	@ Calgary	W 13-12
1/28/2012	vs. Rochester	W 14-11
2/4/2012	vs. Edmonton	W 11-7
2/18/2012	@ Minnesota	W 12-7
2/24/2012	vs. Calgary	L 10-21
3/3/2012	@ Buffalo	W 16-13
3/10/2012	vs. Washington Stealth	W 13-11
3/11/2012	@ Washington Stealth	L 8-11
3/23/2012	vs. Philadelphia	L 12-13
3/25/2012	@ Philadelphia	W 16-15
3/31/2012	@ Rochester	W 16-12
4/14/2012	vs. Toronto	W 19-12
4/20/2012	vs. Edmonton	L 11-14
4/28/2012	@ Minnesota	L 13-16
5/5/2012	vs. Minnesota	L 10-14*

2013 Season

Date	Opponent	Result
1/12/2013	vs. Washington Stealth	L 13-17
1/19/2013	@ Calgary	W 13-12
1/25/2013	vs. Calgary	L 12-19
2/2/2013	vs. Minnesota	W 15-9
2/9/2013	@ Washington Stealth	L 6-13
2/16/2013	vs. Edmonton	L 7-14
2/24/2013	@ Philadelphia	L 12-14
3/2/2013	vs. Rochester	L 11-12
3/8/2013	@ Toronto	L 10-14
3/9/2013	@ Buffalo	W 12-6
3/16/2013	vs. Buffalo	W 16-13
3/23/2013	@ Calgary	L 11-12
3/30/2013	vs. Philadelphia	W 10-9
4/6/2013	@ Edmonton	W 9-7
4/13/2013	vs. Minnesota	L 12-17
4/20/2013	@ Minnesota	W 16-14
4/27/2013	@ Calgary	L 10-15*

2014 Season

Date	Opponent	Result
12/28/2013	vs. Edmonton	L 10-13
1/4/2014	vs. Vancouver Stealth	W 13-12
1/10/2014	@ Calgary	L 11-13
1/11/2014	@ Edmonton	L 6-17
1/17/2014	@ Vancouver Stealth	L 13-14
1/18/2014	vs. Buffalo	L 9-16
1/25/2014	@ Calgary	W 14-13
2/1/2014	vs. Minnesota	W 14-12
2/8/2014	@ Vancouver Stealth	W 10-9
2/14/2014	vs. Vancouver Stealth	L 9-19
3/1/2014	vs. Rochester	L 9-11
3/8/2014	vs. Calgary	W 10-9
3/15/2014	@ Buffalo	L 9-12
3/29/2014	vs. Philadelphia	L 12-14
4/5/2014	@ Edmonton	L 11-12
4/11/2014	vs. Edmonton	W 10-8
4/19/2014	@ Minnesota	W 18-12
4/26/2014	@ Philadelphia	W 13-12
5/3/2014	@ Calgary	L 15-16*

2015 Season

Date	Opponent	Result
1/3/2015	@ Minnesota	W 20-13
1/10/2015	vs. Calgary	W 17-16
1/24/2015	vs. Vancouver Stealth	W 20-9
1/31/2015	@ Vancouver Stealth	L 13-16
2/13/2015	vs. Edmonton	L 7-11
2/15/2015	@ Edmonton	L 7-13
2/22/2015	@ NE Black Wolves	W 14-12
2/28/2015	@ Buffalo	L 11-14
3/6/2015	vs. Toronto	L 9-17
3/15/2015	vs. Minnesota	W 12-8
3/21/2015	@ Vancouver Stealth	W 14-11
3/29/2015	vs. Vancouver Stealth	W 12-6
4/3/2015	vs. Calgary	W 9-8
4/4/2015	@ Calgary	L 9-14
4/11/2015	@ Rochester	L 5-14
4/17/2015	vs. Rochester	W 11-10
4/18/2015	@ Edmonton	L 12-13
5/2/2015	vs. Edmonton	L 10-13
5/9/2015	vs. Calgary	L 6-11*

2016 Season

Date	Opponent	Result
1/1/2016	vs. Georgia	W 16-15
1/9/2016	@ Rochester	W 16-14
1/16/2016	vs. Buffalo	W 15-14
1/23/2016	@ Vancouver Stealth	W 14-5
1/29/2016	@ Saskatchewan	L 10-12
2/6/2016	@ Vancouver Stealth	L 7-15
2/11/2016	vs. Saskatchewan	W 9-7
2/13/2016	@ Calgary	W 13-8
2/27/2016	vs. Vancouver Stealth	W 11-10
3/5/2016	vs. NE Black Wolves	W 14-13
3/19/2016	@ Calgary	L 9-13
3/26/2016	vs. Calgary	W 13-12
4/2/2016	@ NE Black Wolves	W 12-10
4/10/2016	@ Georgia	L 10-17
4/15/2016	vs. Saskatchewan	L 5-11
4/16/2016	@ Saskatchewan	L 8-11
4/23/2016	vs. Toronto	W 10-5
4/29/2016	vs. Vancouver Stealth	W 11-10
5/7/2016	vs. Calgary	L 10-11*

2017 Season

Date	Opponent	Result
12/30/16	@ Buffalo	W 12-8
1/7/17	vs. Vancouver	L 9-15
1/14/17	vs. NE Black Wolves	W 11-10
1/20/17	vs. Calgary	L 12-14
1/28/17	@ Calgary	L 8-12
2/4/17	vs. Georgia	W 14-10
2/12/17	@ Vancouver Stealth	W 10-9
2/18/17	@ Saskatchewan	L 7-8
2/26/17	@ NE Black Wolves	W 14-9
3/3/17	vs. Calgary	W 18-9
3/11/17	@ Saskatchewan	L 11-12
3/12/17	vs. Vancouver Stealth	L 6-10
3/17/17	@ Toronto	W 14-11
3/25/17	vs. Saskatchewan	W 14-11
4/1/17	@ Georgia	L 13-21
4/15/17	vs. Rochester	W 13-7
4/22/17	@ Vancouver Stealth	L 7-13
4/28/17	vs. Saskatchewan	L 9-10
5/6/17	@ Vancouver Stealth	W 13-12*
5/13/17	vs. Saskatchewan	L 9-18*
5/20/17	@ Saskatchewan	L 10-11*





GEORGIA SWARM

TEAM INFORMATION



JOHN ARLOTTA
Owner & General Manager



ED COMEAU
Head Coach



ALEC SCHIMKE
Media & Lacrosse Operations

Owner & General Manager: John Arlotta
Co-Owner & President Andy Arlotta
Head Coach: Ed Comeau
Assistant Coaches: Sean Ferris, Blane Harrison
Director of Media & Lacrosse Relations: Alec Schimke
Phone: 651-785-5577
E-Mail: aschimke@georgiaswarm.com
Broadcast Partner: FOX Sports South, FOX Sports GO, Watch ESPN, 680 the FAN

TEAM INFORMATION

Home Arena/Seating Capacity: Infinite Energy Center/11,500
NLL Team Established: 2005 (as Minnesota Swarm)
Colors: Blue, Yellow & Gray

2018 Schedule

Date	Time	Away	Home
Dec. 8	7:30 PM	Georgia	New England
Dec. 23	7:00 PM	Georgia	Colorado
Dec. 30	7:05 PM	Rochester	Georgia
Jan. 6	7:05 PM	Saskatchewan	Georgia
Jan. 13	7:00 PM	Georgia	Calgary
Jan. 27	7:00 PM	Colorado	Georgia
Feb. 10	7:30 P M	Georgia	Vancouver
Feb. 11	5:05 PM	Georgia	Buffalo
Feb. 17	7:05 PM	Rochester	Georgia
Mar. 2	7:35 PM	Toronto	Georgia
Mar. 3	7:00 PM	Georgia	Toronto
Mar. 10	7:30 PM	Georgia	Rochester
Mar. 18	5:05 PM	Buffalo	Georgia
Mar. 24	7:05 PM	New England	Georgia
Apr. 8	5:05 PM	Toronto	Georgia
Apr. 14	7:30 PM	Georgia	Saskatchewan
Apr. 28	7:05 PM	Vancouver	Georgia
Apr. 29	5:00 PM	Georgia	New England

2017 Season

Date	Opponent	Result
1/7/17	vs. Saskatchewan	W 18-10
1/14/17	@ Buffalo	W 18-14
1/20/17	vs. NE Black Wolves	W 14-9
1/28/17	@ Vancouver Stealth	W 14-12
2/4/17	@ Colorado	L 10-14
2/11/17	vs. NE Black Wolves	W 17-15
2/17/17	@ Toronto	W 13-12
2/19/17	vs. Rochester	W 15-9
3/4/17	@ Calgary	L 11-18
3/12/17	@ NE Black Wolves	L 8-13
3/17/17	vs. Calgary	W 17-8
3/24/17	vs. Toronto	L 11-12
4/1/17	vs. Colorado	W 21-13
4/7/17	@ NE Black Wolves	W 21-12
4/15/17	vs. Buffalo	W 17-16
4/22/17	@ Buffalo	W 20-7
4/28/17	@ Rochester	W 13-10
4/29/17	vs. Rochester	L 8-9
5/13/17	@ Toronto	W 11-8*
5/20/17	vs. Toronto	W 13-9*
6/4/17	vs. Saskatchewan	W 18-14*\$
6/10/17	@ Saskatchewan	W 15-14*\$

GEORGIA SWARM

2017 REGULAR SEASON STATISTICS

RUNNERS

#	PLAYER	POS	GP	G	A	PTS	PIM	PPG	PPA	SHG	SHA	GWG	LB	TO	FT	S	SPCT	SOG	FO
4	Thompson, Lyle	F	18	45	71	116	8	10	27	3	1	4	126	62	15	232	.194	161	21-44
32	Jackson, Shayne	F	18	39	45	84	8	6	11	3	0	1	75	40	3	206	.189	151	0-0
20	Hall, Jordan	F	18	20	60	80	10	4	19	1	1	1	70	37	5	111	.180	81	0-0
83	Staats, Randy	F	13	31	45	76	17	8	14	1	0	0	67	30	2	182	.170	115	0-0
46	Matisz, Kiel	F	18	28	42	70	5	5	4	0	2	1	68	39	4	149	.188	114	0-0
2	Thompson, Miles	F	16	32	25	57	11	13	5	0	1	1	65	35	5	155	.206	114	0-0
93	Powless, Johnny	F	10	23	27	50	2	8	15	0	0	2	21	15	1	71	.324	57	0-0
22	Thompson, Jerome	F	13	8	29	37	4	1	4	0	1	0	42	37	3	76	.105	56	0-1
24	MacIntosh, Jordan	F	17	12	22	34	17	0	0	2	2	0	153	32	27	41	.293	34	213-423
10	Crepinsek, Alex	D	18	2	10	12	13	0	0	1	2	0	76	13	13	19	.105	13	0-0
55	Cole, Bryan	T	17	6	5	11	12	0	0	1	1	1	54	5	15	30	.200	18	0-0
44	Tutton, Chad	T	18	4	7	11	14	0	0	0	0	0	74	24	22	41	.098	28	0-0
37	OConnor, Ethan	T	18	4	6	10	15	0	0	0	0	1	93	10	12	14	.286	12	3-8
31	Ranagan, John	D	18	5	4	9	10	0	0	0	0	0	56	7	9	17	.294	15	0-0
13	Sellars, Connor	D	16	3	4	7	10	0	0	0	0	0	52	12	12	11	.273	8	25-74
11	White, Joel	T	7	1	5	6	12	0	0	1	1	0	67	10	6	12	.083	7	0-0
45	Noble, Jason	T	18	1	4	5	35	0	0	0	1	0	57	10	11	11	.091	7	0-0
85	Belisle, Mitch	D	16	2	1	3	18	0	0	0	0	1	34	6	5	5	.400	2	0-1
25	Stouros, Leo	D	10	0	1	1	6	0	0	0	0	0	20	0	5	0	.000	0	0-0
	X Young, Sean	T	7	0	1	1	8	0	0	0	0	0	16	3	4	0	.000	0	0-0
50	MacDonald, Brodie	G	5	0	1	1	0	0	0	0	0	0	0	0	0	0	.000	0	0-0
21	Byrnes, Liam	T	2	0	1	1	2	0	0	0	0	0	6	2	1	2	.000	1	0-0
	X Hill, Brayden	D	0	0	0	0	0	0	0	0	0	0	0	0	0	0	.000	0	0-0
	X Petkoff, Drew	D	0	0	0	0	0	0	0	0	0	0	0	0	0	0	.000	0	0-0
	TOTALS:	-	18	266	426	692	259	55	99	13	13	13	1318	429	180	1387	.192	994	262-551

GOALTENDERS

#	GOALTENDER	GP	MIN	W	L	GA	GAA	SV	SV%
50	MacDonald, Brodie	17	153:52	1	1	30	11.70	99	.767
30	Poulin, Mike	18	922:58	12	4	181	11.77	646	.781
	X Shute, Adam	1	4:39	0	0	1	12.90	3	.750
TOTALS:		18	-	13	5	213	11.83	748	.778

GEORGIA SWARM

2017 PLAYOFF STATISTICS

RUNNERS

#	PLAYER	POS	GP	G	A	PTS	PIM	PPG	PPA	SHG	SHA	GWG	LB	TO	FT	S	SPCT	SOG	FO
83	Staats, Randy	F	4	9	13	22	4	1	0	0	0	0	20	14	0	59	.153	50	0-0
32	Jackson, Shayne	F	4	8	14	22	0	1	2	0	0	0	14	12	0	44	.182	32	0-0
4	Thompson, Lyle	F	4	6	15	21	0	1	1	1	0	1	20	18	6	49	.122	34	0-0
20	Hall, Jordan	F	4	12	6	18	0	0	0	0	1	1	18	5	2	21	.571	17	0-0
46	Matisz, Kiel	F	4	4	9	13	0	0	0	0	0	0	6	8	0	24	.167	18	0-0
93	Powless, Johnny	F	3	5	7	12	0	0	2	0	0	0	7	8	0	20	.250	17	0-0
2	Thompson, Miles	F	4	6	4	10	0	0	0	0	0	2	19	15	3	25	.240	18	0-0
11	White, Joel	T	4	3	6	9	0	0	0	0	0	0	31	4	7	4	.750	3	0-0
13	Sellers, Connor	D	4	0	4	4	0	0	0	0	0	0	14	3	1	3	.000	2	2-12
24	MacIntosh, Jordan	T	4	1	2	3	30	0	0	0	0	0	25	5	4	6	.167	5	47-106
37	OConnor, Ethan	T	4	0	3	3	2	0	0	0	0	0	25	0	0	1	.000	1	1-1
55	Cole, Bryan	T	4	2	0	2	2	0	0	0	0	0	14	4	2	7	.286	4	0-0
	X Tutton, Chad	T	1	1	1	2	0	0	0	0	0	0	3	1	1	4	.250	3	0-0
31	Ranagan, John	D	4	0	1	1	0	0	0	0	0	0	10	2	0	2	.000	2	0-0
45	Noble, Jason	T	4	0	1	1	2	0	0	0	0	0	17	2	2	1	.000	1	0-0
10	Crepinsek, Alex	D	4	0	0	0	0	0	0	0	0	0	7	0	1	1	.000	1	0-0
85	Belisle, Mitch	D	4	0	0	0	2	0	0	0	0	0	10	0	0	1	.000	0	0-0
25	Stouros, Leo	D	3	0	0	0	0	0	0	0	0	0	4	2	4	0	.000	0	0-0
22	Thompson, Jerome	F	1	0	0	0	0	0	0	0	0	0	2	3	0	7	.000	4	0-0
50	MacDonald, Brodie	G	0	0	0	0	0	0	0	0	0	0	0	0	0	0	.000	0	0-0
	TOTALS:	-	4	57	87	144	44	3	5	1	1	4	269	106	33	279	.204	212	50-119

GOALTENDERS

#	GOALTENDER	GP	MIN	W	L	GA	GAA	SV	SV%
50	MacDonald, Brodie	4	0:00	0	0	0	.00	0	.000
30	Poulin, Mike	4	241:17	4	0	45	11.19	165	.786
TOTALS:		4	-	4	0	45	11.25	165	.786

GEORGIA SWARM

REGULAR SEASON CAREER RECORDS

Games Played Name	GP No.	Assists Name	A No.	Faceoff Wins Name	FOW No.	Penalty Minutes Name	PIM No.	Goalie Minutes Name	MIN No.
Nick Patterson	107	Callum Crawford	316	Jordan MacIntosh	1208	Andrew Sutor	222	Nick Patterson	4244
Sean Pollock	105	Shayne Jackson	208	Travis Hill	339	Sean Pollock	184	Tyler Carlson	1662
Jon Sullivan	104	Sean Pollock	200	Mark Miyashita	247	Travis Hill	176	Zach Higgins	1584
Jordan MacIntosh	102	Ryan Ward	196	Jay Thorimbert	180	Ryan Cousins	167	Matt Disher	1516
Noah Talbot	94	Ryan Benesch	193	D'Arcy Berthiaume	148	Ryan Sharp	140	Brodie MacDonald	1239
Callum Crawford	92	Jordan MacIntosh	160	Andrew Sutor	132	Eric Pacey	133	Kevin Croswell	952
Ryan Cousins	91	Kiel Matisz	157	Craig Conn	79	Jason Noble	120	Mike Poulin	922
Shayne Jackson	88	Chad Culp	137	Darren Halls	59	Mike Kilby	119	Evan Kirk	809
Alex Crepinsek	86	Randy Staats	104	Kevin Fines	50	Jon Sullivan	105		
Eric Pacey	83	Lyle Thompson	104	Lyle Thompson	39	Mitch Belisle	102		
		Aaron Wilson	104						
Goals Name	G No.	Points Name	PTS No.	Loose Balls Name	LB No.	Forced Turnovers Name	FT No.	Goalie Saves Name	Saves No.
Callum Crawford	161	Callum Crawford	477	Jordan MacIntosh	1060	Jordan MacIntosh	130	Nick Patterson	2667
Shayne Jackson	151	Shayne Jackson	359	Ryan Cousins	448	Andrew Sutor	87	Zach Higgins	994
Ryan Benesch	141	Ryan Benesch	334	Andrew Sutor	428	David Earl	81	Tyler Carlson	949
Sean Pollock	131	Sean Pollock	331	Jon Sullivan	385	Alex Crepinsek	72	Matt Disher	947
Jordan MacIntosh	118	Ryan Ward	310	Callum Crawford	382	Greg Downing	66	Brodie MacDonald	800
Ryan Ward	114	Jordan MacIntosh	278	Sean Pollock	377	Jeff Gilbert	65	Mike Poulin	646
Kiel Matisz	102	Kiel Matisz	259	Chad Culp	361	Jason Noble	61	Kevin Croswell	623
Chad Culp	86	Chad Culp	223	Alex Crepinsek	353	Mitch Belisle	52	Evan Kirk	546
Aaron Wilson	85	Aaron Wilson	189	Shayne Jackson	337	Joel White	49		
Miles Thompson	78	Kevin Ross	179	Noah Talbot	331	Tyler Hass	47		

PLAYOFF CAREER RECORDS

Games Played Name	GP No.	Assists Name	A No.	Faceoff Wins Name	FOW No.	Penalty Minutes Name	PIM No.	Goalie Minutes Name	MIN No.
Jordan MacIntosh	9	Ryan Benesch	20	Jordan MacIntosh	115	Andrew Sutor	33	Mike Poulin	241
Mitch Belisle	8	Callum Crawford	19	Travis Hill	22	Jordan MacIntosh	30	Nick Patterson	217
Alex Crepinsek	7	Shayne Jackson	19	Andrew Sutor	16	Jon Sullivan	9	Tyler Carlson	128
Shayne Jackson	7	Lyle Thompson	17	Jay Thorimbert	16	Jason Noble	9	Evan Kirk	111
Kiel Matisz	7	Randy Staats	16	Mark Miyashita	11	Jamie Taylor	7		
Ryan Benesch	6	Kiel Matisz	16			Tyler Hass	7		
Callum Crawford	6	Chad Culp	9	Loose Balls	LB	Randy Staats	6		
15 players tied with	5	Johnny Powless	9	Name	No.	Mitch Belisle	6		
		Jordan MacIntosh	9	Jordan MacIntosh	65	Jeff Gilbert	6	Goalie Saves	Saves
		Joel White	7	Joel White	38	David Earl	6	Name	No.
				Callum Crawford	33			Mike Poulin	165
Goals	G	Points	PTS	Ethan O'Connor	32	Forced Turnovers	FT	Nick Patterson	130
Name	No.	Name	No.	Andrew Sutor	32	Name	No.		
Shayne Jackson	14	Shayne Jackson	33	Mitch Belisle	29	Joel White	12		
Jordan Hall	12	Ryan Benesch	32	Ryan Benesch	29	Tyler Hass	8		
Ryan Benesch	12	Lyle Thompson	27	Lyle Thompson	28	David Earl	7		
Randy Staats	11	Randy Staats	27	David Earl	25	Jordan MacIntosh	7		
Lyle Thompson	10	Callum Crawford	26	Shayne Jackson	25	Lyle Thompson	6		
Kiel Matisz	9	Kiel Matisz	25	Jeff Gilbert	25	Jeff Gilbert	6		
Miles Thompson	8	Jordan Hall	18			Leo Stouros	4		
Callum Crawford	7	Johnny Powless	16			Andrew Watt	4		
Johnny Powless	7	Jordan MacIntosh	16			Dan Ball	4		
Jordan MacIntosh	7	Miles Thompson	12			Jason Noble	4		

GEORGIA SWARM

SINGLE SEASON RECORDS

Goals	G	Season	Penalty Minutes	PIM	Season
Ryan Benesch	46	2011	Travis Hill	86	2008
Lyle Thompson	45	2017	Andrew Suitor	74	2012
Aaron Wilson	40	2010	Andrew Suitor	73	2014
Shayne Jackson	40	2016	Ryan Sharp	72	2008
Shayne Jackson	39	2017	Mike Kilby	56	2007
Logan Schuss	36	2014	Rory Smith	47	2011
Randy Staats	36	2016	Sean Pollock	46	2010
Johnny Powless	35	2016	Ryan Cousins	45	2005
Ryan Benesch	34	2013	Mike Kilby	45	2005
Ryan Ward	33	2008	Andrew Suitor	44	2011
Ryan Benesch	33	2012			

Assists	A	Season	Faceoffs Won	FOW	Season
Lyle Thompson	71	2017	Jordan MacIntosh	241	2013
Callum Crawford	64	2010	Jordan MacIntosh	241	2016
Callum Crawford	63	2013	Jordan MacIntosh	213	2017
Jordan Hall	60	2017	Jordan MacIntosh	198	2014
Randy Staats	59	2016	Jay Thorimbert	180	2010
Callum Crawford	58	2012	Jordan MacIntosh	164	2015
Ryan Benesch	55	2010	Jordan MacIntosh	151	2012
Jesse King	55	2016	Mark Miyashita	129	2007
Callum Crawford	54	2014	Travis Hill	104	2009
Ryan Ward	52	2007	D'Arcy Berthiaume	99	2005

Points	Pts	Season	Forced Turnovers	FT	Season
Lyle Thompson	116	2017	Joel White	32	2016
Callum Crawford	96	2010	Andrew Suitor	31	2014
Ryan Benesch	95	2011	Greg Downing	28	2014
Callum Crawford	95	2013	Jordan MacIntosh	27	2017
Randy Staats	95	2016	Jeff Gilbert	26	2012
Aaron Wilson	89	2010	Jordan MacIntosh	26	2016
Ryan Benesch	84	2013	Andrew Suitor	25	2012
Ryan Benesch	83	2010	Jordan MacIntosh	25	2014
Callum Crawford	83	2012	Jason Noble	24	2014
Shayne Jackson	83	2016	Jordan MacIntosh	24	2015
			Chad Tutton	24	2016

Loose Balls	LB	Season	Saves	Svs	Season
Jordan MacIntosh	204	2014	Mike Poulin	646	2017
Jordan MacIntosh	197	2013	Nick Patterson	598	2008
Jordan MacIntosh	182	2016	Zach Higgins	526	2015
Jordan MacIntosh	171	2015	Brodie MacDonald	526	2016
Jordan MacIntosh	153	2012	Matt Disher	512	2005
Jordan MacIntosh	153	2017	Nick Patterson	497	2011
Jay Thorimbert	152	2010	Nick Patterson	459	2010
Joel White	143	2016	Nick Patterson	430	2007
Lyle Thompson	126	2017	Tyler Carlson	354	2013
Andrew Suitor	120	2012	Nick Patterson	342	2006

GEORGIA SWARM

ALL-TIME RECORDS VS. OPPONENTS

	REGULAR SEASON									PLAYOFFS								
	ROAD			HOME			OVERALL			ROAD			HOME			OVERALL		
	GP	W	L	GP	W	L	GP	W	L	GP	W	L	GP	W	L	GP	W	L
Buffalo	17	5	12	14	5	9	31	10	21	2	0	2	-	-	-	2	0	2
Calgary	11	3	8	9	3	6	20	6	14									
Colorado	11	4	7	13	5	8	24	9	15	1	1	0	-	-	-	1	1	0
NE Black Wolves	17	9	8	17	11	6	34	20	14	1	0	1	-	-	-	1	0	1
(as NE Black Wolves)	6	3	3	6	4	2	12	7	5	1	0	1	-	-	-	1	0	1
(as Philadelphia)	11	6	5	11	7	4	22	13	9									
Rochester	13	5	8	14	6	8	27	11	16	1	0	1	-	-	-	1	0	1
Saskatchewan	7	3	4	8	4	4	15	7	8	1	1	0	2	1	1	3	2	1
(as Saskatchewan)	1	0	1	1	1	0	2	1	1	1	1	0	1	1	0	2	2	0
(as Edmonton)	6	3	3	7	3	4	13	6	7	-	-	-	1	0	1	1	0	1
Toronto	10	5	5	10	4	6	20	9	11	2	2	0	1	1	0	3	3	0
Vancouver	12	5	7	8	8	0	20	13	7	1	0	1	1	0	1	2	0	2
(as Van. Stealth)	3	1	2	1	1	0	3	1	2									
(as Was.Stealth)	6	2	4	5	5	0	11	7	4	1	0	1	1	0	1	2	0	2
(as San Jose)	3	2	1	2	2	0	5	4	1									
Anaheim	1	1	0	1	0	1	2	1	1									
Arizona	1	0	1	1	1	0	2	1	1									
Boston	1	0	1	2	0	2	3	0	3									
Chicago	3	2	1	3	1	2	6	3	3									
Orlando	1	1	0	5	3	2	6	4	2	-	-	-	1	0	1	1	0	1
(as Orlando)	-	-	-	1	0	1	1	0	1									
(as NY Titans)	1	1	0	4	3	1	5	4	1	-	-	-	1	0	1	1	0	1
Portland	3	3	0	3	1	2	6	4	2									

GEORGIA SWARM

ALL-TIME DRAFT HISTORY

2017 Entry Draft

Rd(overall)	Player Chosen
1(4)	Zed Williams
1(7)	Colton Watkinson
2(15)	Drew Belgrave
2(20)	Ethan Schott
3(24)	Frank Brown
3(32)	Mason Jones
4(42)	Nick Farrus
5(47)	Bennett Drake
5(50)	Isaiah Davis-Allen
6(59)	Adam Osika

2016 Entry Draft

Rd(overall)	Player Chosen
1(4)	Bryan Cole
1(10)	Connor Sellars
2(17)	Leo Stouros
2(20)	Warren Hill
3(22)	Lachlan Elder
3(25)	Brayden Hill
3(28)	Matt Kavanagh
5(44)	Liam Byrnes

2015 Entry Draft

Rd(overall)	Player Chosen
1(1)	Lyle Thompson
1(3)	Jesse King
1(5)	Chad Tutton
1(6)	Randy Staats
2(20)	Thomas Hoggarth
3(29)	Michael Seidel
5(43)	Nick Ossello
6(50)	Rick Lewis

2014 Entry Draft

Rd(overall)	Player Chosen
1(3)	Miles Thompson
1(5)	Shane MacDonald
2(10)	Joe Maracle
4(29)	Eric Guiltinan
5(38)	Pat Miles
5(40)	Paxton Leroux

2013 Entry Draft

Rd(overall)	Player Chosen
1(1)	Logan Schuss
1(2)	Jason Noble
1(4)	Cameron Flint
1(7)	Scott Jones
3(21)	Reid Acton
3(23)	Zach Palmer
4(29)	Jordan Houtby
5(39)	Dominique Alexander
5(42)	JJ Laforet
6(52)	Nicholas Jones

2012 Entry Draft

Rd(overall)	Player Chosen	From
1(2)	Brook Sorensen	Ohio State University
1(3)	Kiel Matisz	Robert Morris University
1(4)	Shayne Jackson	Limestone College
1(10)	Alex Crepinsek	RIT
3(24)	Sam Bradman	Salisbury College
4(37)	Tyler Tanguay	Adrian College
5(42)	Bryan Campbell	Brook University
5(46)	Matt Gibson	Yale University
6(49)	Michael Teeter	Victoria, BC
6(51)	Chris Cudmore	Mars Hill College

2011 Entry Draft

Rd(overall)	Player Chosen	From
1(4)	Jordan McIntosh	Rochester Inst. Of Tech.
1(6)	Evan Kirk	Hobart College
2(12)	Corbyn Tao	Robert Morris University
3(19)	Jay Card	Hofstra University
3(27)	David Earl	Notre Dame
4(29)	Brian Karalunas	Villanova University
4(31)	Patrick Smith	Robert Morris University
5(39)	Jeremy Boltus	U.S. Military Academy
6(48)	Todd Baxter	University of Denver

2011 Dispersal Draft

Rd(overall)	Player Chosen
1(3)	Anthony Cosmo
1(4)	Josh Sanderson
1(9)	Greg Downing
2(13)	Mitch Belisle
3(22)	Jason Duboe
4(30)	Tyler Collins
5	Pass

2010 Entry Draft

Rd(overall)	Player Chosen
2(19)	Brodie MacDonald
2(20)	Max Quinzani
3(23)	Christian Scuderi
3(25)	Justin Pennington
4(33)	Ryan Nizolek
5(43)	Parker McKee
6(53)	Max Poomper

2010 Dispersal Draft

Rd(overall)	Player Chosen
1(8)	Brendan Mundorf
2(12)	Stephen Peyser
3(22)	Jeff Bigas
4(32)	San Cocozello
5(39)	Pass

2009 Entry Draft

Rd(overall)	Player Chosen
2(16)	Bobby Snider
3(26)	John Glynn
4(37)	Peet Poillon
4(40)	Mike Timms
5(45)	PT Ricci

2009 Dispersal Draft

Rd(overall)	Player Chosen
1(4)	Peter Jacobs
2(15)	Matt Flindell
3(26)	Derek Malawsky

2008 Entry Draft

Rd(overall)	Player Chosen
1(9)	Sean Thomson
2(25)	Matt Booklet
3(36)	Mike Leveille
4(45)	Matt Lalli
4(47)	Jordan Levine
5(58)	Jerry Lambe
5(60)	Tony McDevitt
6(71)	Steve Grossi

2008 Dispersal Draft (CHI)

Rd(overall)	Player Chosen
1(8)	Mat Giles

2008 Dispersal Draft (AZ)

Rd(overall)	Player Chosen
1(9)	Rob Blasdel
2(22)	Luke Pinder

2007 Entry Draft

Rd(overall)	Player Chosen
1(2)	Merrick Thomson
2(25)	David Mitchell
3(37)	Drew Westervelt
3(41)	Jim Borell
6(74)	Adam Crystal
6(77)	Brian Hubschmann

2007 Dispersal Draft

Rd(overall)	Player Chosen
1(3)	Rob Blasdel
2(22)	Jamie Rooney
3(27)	Brenden Thenhaus

2006 Entry Draft

Rd(overall)	Player Chosen
1(4)	Geoff Snider
1(5)	Ian Llord
1(8)	Athan Ianucci
4(43)	Kyle Dixon
5(56)	Pat Walsh
6(69)	Mike Culver

2005 Entry Draft

Rd(overall)	Player Chosen
1(3)	Sean Greenhalgh
1(4)	Luke Wiles
1(90)	Chad Thompson
2(22)	Kyle Harrison
3(27)	Benson Erwin
5(49)	John Christmas

From
Coquitlam, BC
Duke University
Hofstra University
Rutgers University
University of Virginia
Duke University
University of Virginia

From
Bellarmino University
Cornell University
UMBC
University of Virginia
Loyola College

From
Bellarmino University
Johns Hopkins University
Syracuse University
Colgate University
University of Albany
Georgetown University
Duke University
Drexel University

From
University of Albany
Cornell University
UMBC
University of Maryland
Drexel University
University of Notre Dame

From
University of Denver
St. Catharines, ON
Hofstra University
University of Virginia
University of Notre Dame
University of Virginia

From
Cornell University
University of Delaware
Orillia, ON
Johns Hopkins University
Johns Hopkins University
University of Virginia

2004 Entry Draft

Rd(overall)	Player Chosen
1(5)	Rob Van Beek
2(14)	Dan Fink
3(25)	Scott Paterson
4(36)	Brian Nee
4(42)	Andy Murray
5(48)	Kris Davis
6(59)	Stephen Berger

2004 Dispersal Draft

Rd(overall)	Player Chosen
1(7)	Matt Dwane
2(14)	Ian Hawksbee

2003 Entry Draft

Rd(overall)	Player Chosen
1(3)	Ryan Ward
1(9)	Tom Hajek
3(30)	Michael Howley
4(41)	Kevin Brennan
5(51)	Pat Collins
6(61)	Michael Springer
7(72)	Michael Pape
10(83)	Kyle Sweeney

2003 Dispersal Draft

Rd(overall)	Player Chosen
1(4)	Kevin Howard
2(15)	Jake Lawson
3(26)	DJ Serr

2002 Entry Draft

Rd(overall)	Player Chosen
3(35)	Ashton McLean
4(44)	Rob Coscia
5(56)	Will Driscoll
6(68)	Drew Cavadias
7(80)	Paul Chamoun
8(92)	Mike Lamonica

2001 Expansion Draft

Rd(overall)	Player Chosen
9(33)	Dan Martin

2001 Entry Draft

Rd(overall)	Player Chosen
3(36)	Mike Hominuck
4(52)	Matt Striebel
5(65)	Chris Campbell
6(78)	Andrew Combs
7(91)	Rodger Combs
8(104)	Greg Patchuk
9(117)	Matt Bailor

2000 Entry Draft

Rd(overall)	Player Chosen
1(4)	Jeff Ratcliffe
2(16)	Jay Jalbert
3(24)	Sam Bassett
4(33)	John Ciliberto
5(42)	Jeff Shirk
7(60)	Richard Brzeski
8(69)	Scott Ward
9(78)	Doug Hill

1999 Entry Draft

Rd(overall)	Player Chosen
1	Greg McCavera
1	Gewas Schindler
2	Matt Cutia
3	Jim Bruder
4	Brody Bush
5	Tucker Bradebaugh
6	Kurt Lunkenheimer

1998 Entry Draft

Rd(overall)	Player Chosen
1	Jamie Hanford
2	Nathan Roost
4	Todd Rassas
5	Andy Lopatin
6	Marc Shaffer
7	Steve Hettrich
7	Todd Evans
8	Vince Ferraro
8	Todd Snellenburg
9	Steve Phipps

From
Port Coquitlam, BC
Whittier College
Orangeville, ON
Syracuse University
Salisbury University
Roanoke College
Washington College

From
Butler University
Victoria, BC
University of Maryland
Duke University
Georgetown University
Syracuse University
Cabrini
Georgetown University

From
Toronto, ON
C.W. Post
Penn State University
C.W. Post
Lemoyne College
University of Maryland

From
Washington

From
St. Catharine, ON
Princeton University
Limestone
University of Maryland
Georgetown University
Duke University
Princeton University

From
UMBC
Virginia
Syracuse University
University of Delaware
University of Maryland
Elmira
Widner
Peterborough, ON

From
Georgetown University
Loyola University
Syracuse University
University of Delaware
Rutgers University
University of Virginia
Princeton University

From
Loyola College
Hobart College
University of Notre Dame
Washington College
St. Joseph's University
Denison University
University of Maryland
Yale University
Drexel University
Salisbury State

GEORGIA SWARM

ALL-TIME DRAFT HISTORY

1997 Entry Draft

Rd(overall)	Player Chosen	From
1	Rusty Kruger	Orangeville, ON
2	Verigin Tutty	Vanouver
3	Brad Downey	Coquitlam, BC
4	David Stilley	Duke University
5	Jake Bergey	Salisbury State
6	George Atterbury	Washington College
7	Jude Collins	North Carolina
8	Werner Krueger	Johns Hopkins University
9	Tim Lucky	Mt. Washington

1996 Entry Draft

Rd(overall)	Player Chosen	From
1	Greg Traynor	Virginia
2	Mike Busza	Penn State
3	Ryan Traynor	Randolph-Macon

1995 Entry Draft

Rd(overall)	Player Chosen	From
1	Matt Dwan	Loyola College
1	Peter Jacobs	Johns Hopkins University
2	Scott Conklin	Princeton University
3	Erik Miller	Salisbury College
3	Joe Christie	Drexel

1994 Entry Draft

Rd(overall)	Player Chosen	From
1	Ryan Wade	North Carolina
1	Scott Reinhardt	Princeton University
2	Gabby Roe	Virginia
4	Paul Gilhool	Penn State University
5	Taylor Simmers	Princeton University

1993 Entry Draft

Rd(overall)	Player Chosen	From
1	David Webster	North Carolina
2	Kevin Morrow	Princeton University
3	Kevin Beach	Loyola College

1992 Entry Draft

Rd(overall)	Player Chosen	From
		Waived participation in draft with acquisition of Paul and Gary Gait.

1991 Entry Draft

Rd(overall)	Player Chosen	From
1	Rob Shek	Towson State
2	John Dick	Pennsylvania
3	Matt Panetta	Johns Hopkins University
4	Bill Miller	Hobart
5	Brian Voelker	Johns Hopkins University

1990 Entry Draft

Rd(overall)	Player Chosen	From
2	Andy DeCico	Rutgers University
3	Ted Nichols	Loyola College
4	Tony Pavlik	Loyola College
5	Brian Willard	Maryland

1989 Entry Draft

Rd(overall)	Player Chosen	From
1	Chris Flynn	Pennsylvania
2	Brett Davy	North Carolina
3	Tom Goldstein	Cornell
4	Phill Willard	Maryland
5	John Holghaud	Loyola College

1988 Entry Draft

Rd(overall)	Player Chosen	From
1	Andy Wilson	Loyola College
3	Bill Dirrigl	Syracus University
4	Ricky Fried	UMBC
5	Chris Dent	Penn State



GEORGIA SWARM

ALL-TIME COACHING HISTORY

Season	Coach	Regular Season			Playoffs		
		Won	Lost	Win Pct.	Won	Lost	Win Pct.
1987	Griebe, Bob	2	4	.333	2	0	1.000
1988	Griebe, Bob	2	6	.250	-	-	-
	Total	4	10	.286	2	0	1.000
1989	Stewart, John	4	4	.500	-	-	-
1990	Stewart, John	4	4	.500	-	-	-
1991	Stewart, John	6	4	.600	0	1	.000
1992	Stewart, John	3	5	.375	0	1	.000
1993	Stewart, John	2	6	.250	0	1	.000
	Total	19	23	.452	0	3	.000
1994	Lichtfuss, Ernest "Skip"	1	7	.125	-	-	-
1995	Lichtfuss, Ernest "Skip"	3	5	.375	-	-	-
1996	Lichtfuss, Ernest "Skip"	4	6	.400	-	-	-
	Total	8	18	.308	0	0	.000
1997	Tucker, John	2	8	.200	-	-	-
1998	Tucker, John	8	4	.667	1	2	.333
1999	Tucker, John	8	4	.667	0	1	.000
2000	Tucker, John	6	6	.500	-	-	-
	Total	24	22	.522	1	3	.250
2001	Kilgour, Darris	9	5	.643	0	1	.000
2002	Kilgour, Darris	9	7	.563	1	1	.500
	Total	18	12	.600	1	2	.333
2003	Jensen, Rod	4	5	.444	-	-	-
	Total	4	5	.444	0	0	.000
	Batley, Jamie	5	2	.714	1	1	.500
2004	Batley, Jamie	13	3	.813	0	1	.000
2005	Batley, Jamie	8	8	.500	0	1	.000
	Total	26	13	.667	1	3	.250
2006	Gait, Gary	10	6	.625	3	0	1.000
2007	Gait, Gary	12	4	.750	0	1	.000
	Total	22	10	.688	3	1	.750
2008	McMahon, Bob	9	7	.563	0	1	.000
2009	McMahon, Bob	7	9	.438	0	1	.000
2010	McMahon, Bob	0	2	.000	-	-	-
	Total	16	18	.471	0	2	.000
	Govett, Steve	2	5	.286	-	-	-
	Total	2	5	.286	0	0	.000
	Hamley, Bob	2	5	.286	-	-	-
2011	Hamley, Bob	5	11	.313	0	1	.000
2012	Hamley, Bob	11	5	.688	0	1	.000
2013	Hamley, Bob	7	9	.438	0	1	.000
2014	Hamley, Bob	4	7	.364	-	-	-
	Total	29	37	.439	0	3	.000
2014	Coyle, Gill & Stroup	4	3	.571	0	1	.000
2015	Coyle, Gill & Stroup	9	9	.500	0	1	.000
2016	Coyle, Gill & Stroup	12	6	.667	0	1	.000
2017	Coyle, Gill & Stroup	4	3	.571	-	-	-
	Total	29	21	.580	0	3	.000
2017	Coyle, Pat	5	6	.455	1	2	.333
	Total	5	6	.455	1	2	.333
	Grand Total	206	200	.507	9	22	.290

GEORGIA SWARM

ALL-TIME SCHEDULE & RESULTS

2005 Season

Date	Opponent	Result
1/1/2005	@ Rochester	W 12-11
1/15/2005	@ Toronto	L 15-19
1/21/2005	vs. Buffalo	L 10-15
1/22/2005	@ San Jose	W 9-8
1/28/2005	vs. Anaheim	L 7-8
2/11/2005	vs. Toronto	L 9-15
2/18/2005	@ Arizona	L 16-17
2/20/2005	vs. Philadelphia	L 17-18
3/5/2005	@ Philadelphia	L 8-15
3/11/2005	vs. Buffalo	L 16-23
3/18/2005	@ Buffalo	L 11-13
3/25/2005	vs. Rochester	W 12-11
3/26/2005	@ Rochester	L 11-20
4/1/2005	vs. Colorado	L 9-15
4/9/2005	@ Anaheim	W 12-11
4/15/2005	vs. Philadelphia	W 14-12

2006 Season

Date	Opponent	Result
1/6/2006	vs. Philadelphia	L 11-15
1/14/2006	@ Philadelphia	W 13-10
1/20/2006	@ Calgary	W 12-8
1/21/2006	vs. Rochester	L 6-12
1/29/2006	vs. Rochester	L 9-10
2/3/2006	@ Edmonton	W 7-6
2/10/2006	vs. Philadelphia	W 11-10
2/18/2006	@ Buffalo	L 9-14
3/3/2006	@ Toronto	L 8-13
3/4/2006	@ Buffalo	W 11-8
3/17/2006	@ Portland	W 14-12
3/24/2006	vs. Buffalo	L 11-13
4/1/2006	vs. Toronto	W 10-9
4/8/2006	@ Rochester	L 9-10
4/9/2006	vs. San Jose	W 9-8
4/15/2006	vs. Portland	L 8-13
4/23/2006	@ Buffalo	L 10-11*

2007 Season

Date	Opponent	Result
1/13/2007	vs. Chicago	L 10-11
1/19/2007	vs. Rochester	W 11-10
1/20/2007	@ Buffalo	L 13-22
1/27/2007	@ Calgary	L 14-15
2/2/2007	@ Portland	W 11-8
2/17/2007	@ NY Titans	W 15-14
2/18/2007	vs. NY Titans	W 17-14
2/24/2007	@ Chicago	W 19-11
3/4/2007	vs. Buffalo	L 15-16
3/18/2007	vs. Philadelphia	W 11-9
3/23/2007	vs. Toronto	L 6-13
3/31/2007	vs. Colorado	L 9-11
4/6/2007	@ Toronto	W 13-11
4/7/2007	@ Rochester	L 9-19
4/13/2007	@ Philadelphia	W 11-8
4/14/2007	vs. Arizona	W 16-15
4/22/2007	@ Buffalo	L 8-14*

2008 Season

Date	Opponent	Result
1/11/2008	@ Toronto	W 17-16
1/12/2008	vs. Toronto	W 11-4
1/26/2008	@ Rochester	W 18-17
2/2/2008	@ San Jose	W 14-12
2/8/2008	vs. NY Titans	W 16-9
2/10/2008	vs. Portland	W 14-13
2/16/2008	@ Buffalo	L 14-16
2/22/2008	@ Philadelphia	L 8-17
3/8/2008	@ Buffalo	L 7-11
3/14/2008	vs. Chicago	W 13-9
3/29/2008	@ Chicago	L 10-15
4/5/2008	vs. NY Titans	W 12-9
4/12/2008	vs. Philadelphia	W 15-14
4/19/2008	vs. Rochester	L 8-11
4/25/2008	vs. Chicago	L 10-12
4/26/2008	@ Chicago	W 12-11
5/3/2008	vs. NY Titans	L 8-11*

2009 Season

Date	Opponent	Result
1/3/2009	@ Portland	W 11-7
1/10/2009	vs. San Jose	W 10-7
1/24/2009	vs. Buffalo	L 9-10
2/6/2009	@ Calgary	L 8-13
2/7/2009	vs. Colorado	L 8-13
2/20/2009	vs. Boston	L 12-16
2/21/2009	@ Philadelphia	L 12-13
2/27/2009	@ Toronto	W 13-10
2/28/2009	@ Buffalo	W 16-15
3/14/2009	@ Philadelphia	W 13-12
3/22/2009	@ Colorado	L 11-13
3/28/2009	vs. Calgary	L 10-13
4/3/2009	@ San Jose	L 8-18
4/4/2009	vs. Edmonton	W 9-7
4/11/2009	vs. Portland	L 14-19
4/18/2009	vs. NY Titans	L 10-12

2010 Season

Date	Opponent	Result
1/10/2010	@ Calgary	L 7-12
1/15/2010	vs. Calgary	W 12-10
1/22/2010	vs. Colorado	L 14-15
1/30/2010	@ Buffalo	L 7-11
2/5/2010	@ Washington Stealth	L 9-12
2/13/2010	vs. Washington Stealth	W 16-12
2/20/2010	vs. Colorado	W 15-5
2/27/2010	@ Colorado	W 13-12
3/13/2010	@ Philadelphia	L 11-20
3/26/2010	@ Calgary	W 17-13
3/27/2010	@ Edmonton	L 14-16
4/3/2010	vs. Edmonton	L 12-13
4/9/2010	vs. Rochester	L 11-12
4/10/2010	@ Boston	L 8-13
4/17/2010	vs. Philadelphia	L 12-13
4/24/2010	vs. Orlando	L 11-12
5/1/2010	@ Washington Stealth	L 10-14*

2011 Season

Date	Opponent	Result
1/8/2011	vs. Rochester	L 10-11
1/14/2011	@ Washington Stealth	W 16-8
1/22/2011	vs. Edmonton	W 9-8
1/29/2011	vs. Washington Stealth	W 11-10
2/4/2011	@ Buffalo	L 12-15
2/12/2011	@ Rochester	L 10-12
2/19/2011	vs. Boston	L 11-14
2/20/2011	@ Colorado	W 12-10
3/4/2011	@ Colorado	W 11-10
3/25/2011	@ Edmonton	L 13-14
3/27/2011	vs. Buffalo	L 9-12
4/1/2011	@ Calgary	L 12-15
4/2/2011	vs. Calgary	W 13-8
4/9/2011	@ Washington Stealth	L 15-16
4/16/2011	vs. Philadelphia	W 11-9
4/23/2011	vs. Colorado	W 12-8
4/30/2011	vs. Washington Stealth	L 8-14*

2012 Season

Date	Opponent	Result
1/14/2012	@ Colorado	L 14-20
1/28/2012	vs. Buffalo	W 19-11
2/4/2012	@ Rochester	L 14-16
2/10/2012	vs. Edmonton	W 10-9
2/12/2012	vs. Rochester	W 9-6
2/18/2012	vs. Colorado	L 7-12
2/24/2012	@ Washington Stealth	W 15-7
3/3/2012	@ Calgary	W 15-11
3/17/2012	@ Buffalo	L 10-13
3/25/2012	@ Washington Stealth	L 13-20
3/30/2012	vs. Calgary	L 10-15
3/31/2012	@ Edmonton	L 8-9
4/6/2012	@ Philadelphia	W 13-9
4/14/2012	vs. Washington Stealth	W 14-9
4/21/2012	vs. Philadelphia	W 15-10
4/28/2012	vs. Colorado	W 16-13
5/5/2012	@ Colorado	W 14-10*
5/12/2012	vs. Edmonton	L 3-15*

2013 Season

Date	Opponent	Result
1/12/2013	@ Buffalo	L 12-13
1/25/2013	@ Toronto	L 12-13
1/26/2013	vs. Washington Stealth	W 15-14
2/2/2013	@ Colorado	L 9-15
2/8/2013	vs. Toronto	W 13-12
2/16/2013	vs. Calgary	L 16-17
2/22/2013	@ Edmonton	W 13-8
2/24/2013	vs. Edmonton	L 9-14
3/3/2013	@ Washington Stealth	L 8-11
3/8/2013	@ Calgary	L 15-19
3/16/2013	vs. Washington Stealth	W 12-5
3/29/2013	vs. Philadelphia	W 20-11
4/6/2013	vs. Buffalo	W 21-7
4/7/2013	@ Philadelphia	L 13-15
4/13/2013	@ Colorado	W 17-12
4/20/2013	vs. Colorado	L 14-16
4/28/2013	@ Toronto	W 20-11*
5/4/2013	@ Rochester	L 10-12*

GEORGIA SWARM

ALL-TIME SCHEDULE & RESULTS

2014 Season

Date	Opponent	Result
12/28/2013	@ Rochester	L 6-8
1/11/2014	@ Vancouver Stealth	L 5-8
1/18/2014	@ Philadelphia	W 11-10
1/19/2014	vs. Philadelphia	L 8-15
2/1/2014	@ Colorado	L 12-14
2/8/2014	vs. Calgary	L 13-15
2/15/2014	vs. Edmonton	L 9-14
2/22/2014	@ Toronto	L 12-14
2/23/2014	@ Philadelphia	W 15-14
3/8/2014	@ Buffalo	L 9-12
3/16/2014	vs. Toronto	L 8-9
3/23/2014	vs. Buffalo	W 10-9
3/29/2014	@ Calgary	L 11-15
4/4/2014	vs. Rochester	L 14-15
4/5/2014	@ Rochester	L 9-12
4/12/2014	vs. Buffalo	W 10-9
4/19/2014	vs. Colorado	L 12-18
4/26/2014	vs. Toronto	L 6-8

2015 Season

Date	Opponent	Result
1/3/2015	vs. Colorado	L 13-20
1/10/2015	@ Edmonton	W 14-10
1/24/2015	@ NE Black Wolves	W 19-13
1/30/2015	@ Buffalo	L 12-15
2/6/2015	vs. Rochester	W 7-6
2/13/2015	vs. Toronto	L 4-16
2/14/2015	@ Toronto	L 9-14
2/28/2015	@ Vancouver Stealth	L 15-21
3/14/2015	vs. NE Black Wolves	L 9-10
3/15/2015	@ Colorado	L 8-12
3/21/2015	@ Buffalo	L 8-12
3/29/2015	@ NE Black Wolves	W 13-9
4/3/2015	vs. NE Black Wolves	W 12-8
4/4/2015	@ Rochester	L 2-10
4/11/2015	vs. Buffalo	L 9-12
4/18/2015	vs. Calgary	L 6-10
4/25/2015	vs. Edmonton	L 12-16
5/2/2015	vs. Rochester	W 13-12

2016 Season

Date	Opponent	Result
1/1/2016	@ Colorado	L 15-16
1/9/2016	vs. Toronto	W 12-7
1/17/2016	vs. NE Black Wolves	L 6-11
1/29/2016	@ Toronto	W 20-17
1/30/2016	@ Rochester	W 13-9
2/6/2016	@ Calgary	L 11-12
2/14/2016	vs. Buffalo	L 14-21
2/20/2016	@ Buffalo	W 19-15
2/28/2016	@ NE Black Wolves	L 15-16
3/12/2016	@ Saskatchewan	L 8-14
3/18/2016	vs. Rochester	L 4-11
3/25/2016	vs. Calgary	L 12-16
4/2/2016	vs. Buffalo	L 14-18
4/10/2016	vs. Colorado	W 17-10
4/15/2016	vs. NE Black Wolves	W 16-9
4/16/2016	@ Rochester	W 17-11
4/23/2016	@ NE Black Wolves	L 11-21
4/30/2016	vs. Vancouver Stealth	W 14-6
5/6/2016	@ NE Black Wolves	L 13-14*

2017 Season

Date	Opponent	Result
1/7/17	vs. Saskatchewan	W 18-10
1/14/17	@ Buffalo	W 18-14
1/20/17	vs. NE Black Wolves	W 14-9
1/28/17	@ Vancouver Stealth	W 14-12
2/4/17	@ Colorado	L 10-14
2/11/17	vs. NE Black Wolves	W 17-15
2/17/17	@ Toronto	W 13-12
2/19/17	vs. Rochester	W 15-9
3/4/17	@ Calgary	L 11-18
3/12/17	@ NE Black Wolves	L 8-13
3/17/17	vs. Calgary	W 17-8
3/24/17	vs. Toronto	L 11-12
4/1/17	vs. Colorado	W 21-13
4/7/17	@ NE Black Wolves	W 21-12
4/15/17	vs. Buffalo	W 17-16
4/22/17	@ Buffalo	W 20-7
4/28/17	@ Rochester	W 13-10
4/29/17	vs. Rochester	L 8-9
5/13/17	@ Toronto	W 11-8*
5/20/17	vs. Toronto	W 13-9*
6/4/17	vs. Saskatchewan	W 18-14*\$
6/10/17	@ Saskatchewan	W 15-14*\$





NEW ENGLAND BLACK WOLVES TEAM INFORMATION



RICH LISK
General Manager



JOHN CLARK
Head Coach



JEN HILDEBRAND
Publicist

Owner: The Mohegan Tribe
Co-Owners: Brad Brewster, Ted Goldthorpe, Michael French
CEO: Mitchell Eless
Vice President/General Manager: Richard Lisk
Head Coach: Glenn Clark
Assistant Coaches: Jim Veltmna, Tracey Kelusky
Head Athletic Trainer: Jeremy Norman
Game Operations Manager: Brad Campbell
Publicist: Jen Hildebrand
Phone: 860-862-4087
Email: jhildebrand@blackwolves.com
Broadcast Partners: FOX Sports GO, Watch ESPN

TEAM INFORMATION

Home Arena/Seating Capacity: Mohegan Sun Arena
NLL Team Established: 1986 (as Philadelphia Wings)
Colors: Orange, Black & Gray

2018 Schedule

Date	Time	Away	Home
Dec. 8	7:30 PM	Georgia	New England
Dec. 23	7:30 PM	New England	Saskatchewan
Dec. 29	7:30 PM	Vancouver	New England
Jan. 13	7:30 PM	New England	Rochester
Jan. 21	2:00 PM	Rochester	New England
Jan. 27	7:00 PM	New England	Toronto
Feb. 9	7:30 PM	Buffalo	New England
Feb. 18	2:00 PM	Colorado	New England
Feb. 24	7:00 PM	New England	Vancouver
Mar. 11	3:00 PM	New England	Toronto
Mar. 16	7:30 PM	Toronto	New England
Mar. 23	7:30 PM	Buffalo	New England
Mar. 24	7:05 PM	New England	Georgia
Mar. 31	7:30 PM	New England	Buffalo
Apr. 8	2:00 PM	Calgary	New England
Apr. 14	7:00 PM	New England	Colorado
Apr. 21	7:30 PM	New England	Rochester
Apr. 29	5:00 PM	Georgia	New England

2017 Season

Date	Opponent	Result
1/7/17	@ Rochester	L 8-15
1/14/17	@ Colorado	L 10-11
1/20/17	@ Georgia	L 9-14
1/28/17	vs. Buffalo	W 13-12
2/3/17	vs. Rochester	W 10-9
2/11/17	@ Georgia	L 15-17
2/17/17	@ Buffalo	W 14-11
2/19/17	vs. Buffalo	L 15-16
2/26/17	vs. Colorado	L 9-14
3/3/17	@ Toronto	W 10-9
3/12/17	vs. Georgia	W 13-8
3/17/17	vs. Rochester	W 12-11
3/25/17	@ Calgary	L 13-18
4/2/17	vs. Toronto	W 15-14
4/7/17	vs. Georgia	L 12-21
4/15/17	@ Saskatchewan	W 13-12
4/22/17	@ Rochester	L 13-15
4/29/17	vs. Vancouver Stealth	L 16-17
5/6/17	@ Toronto	L 10-18*

NEW ENGLAND BLACK WOLVES

2017 REGULAR SEASON STATISTICS

RUNNERS

#	PLAYER	POS	GP	G	A	PTS	PIM	PPG	PPA	SHG	SHA	GWG	LB	TO	FT	S	SPCT	SOG	FO
15	Evans, Shawn	F	17	38	65	103	50	8	12	2	3	2	90	66	10	294	.129	217	0-0
21	Crowley, Kevin	F	18	45	40	85	11	8	7	0	5	1	80	50	10	256	.176	183	0-0
27	Buchanan, Kevin	F	18	25	49	74	8	0	9	3	3	1	64	29	10	177	.141	122	0-0
91	Buchanan, Kyle	F	18	31	38	69	6	7	4	1	2	1	131	34	10	137	.226	101	0-0
9	OConnor, Reilly	F	15	18	33	51	14	2	7	2	3	0	55	14	0	115	.157	83	0-0
19	Culp, Chad	F	16	14	20	34	17	1	3	2	0	1	46	23	3	98	.143	66	0-0
	X Saunders, Pat	F	8	10	15	25	0	1	2	1	0	0	22	18	1	92	.109	57	0-0
71	Burns, Sheldon	D	18	9	10	19	17	0	0	1	1	2	90	11	14	37	.243	27	0-0
12	Oakes, Seth	F	10	8	11	19	20	0	1	0	0	0	20	9	1	62	.129	44	0-0
75	Thorimbert, Jay	T	18	7	8	15	9	0	0	2	0	0	192	31	12	23	.304	19	302-525
35	Kirk, Evan	G	18	0	10	10	17	0	0	0	1	0	16	0	0	0	.000	0	0-0
17	Reid, Zac	D	17	4	5	9	18	1	0	1	0	0	80	13	9	15	.267	10	1-4
	X Veltman, Daryl	F	7	4	5	9	0	1	0	0	0	0	17	8	0	38	.105	30	0-0
24	Coyle, Joel	D	10	2	7	9	16	0	0	0	2	0	58	8	8	12	.167	10	0-0
7	Suddons, Derek	D	18	0	6	6	0	0	1	0	0	0	49	12	13	5	.000	4	0-0
26	Bucktooth, Brett	F	17	1	4	5	12	0	0	0	0	0	67	15	9	10	.100	7	0-0
	X Searle, Derek	D	11	1	3	4	17	0	0	0	1	0	52	5	10	2	.500	2	0-0
96	OBrien, Bill	D	15	0	4	4	59	0	0	0	0	0	40	8	10	2	.000	2	0-0
	X Ball, Dan	D	12	0	4	4	6	0	0	0	0	0	14	3	6	7	.000	7	0-0
13	Manney, Brett	D	13	1	2	3	8	0	0	0	0	0	31	5	6	8	.125	5	0-0
45	Spanger, Matt	D	9	1	2	3	2	0	0	0	0	0	24	6	6	7	.143	6	0-0
2	Hotaling, Ryan	T	14	1	1	2	6	0	0	0	0	0	46	5	6	5	.200	3	4-6
51	Muir, Brooker	D	3	0	2	2	4	0	0	0	0	0	11	1	3	4	.000	0	0-0
	X McMichael, Mitch	T	3	0	1	1	0	0	0	0	1	0	17	2	6	3	.000	1	2-4
	X Self, Scott	D	1	0	0	0	0	0	0	0	0	0	2	1	0	0	.000	0	0-0
	TOTALS:	-	18	220	348	568	343	29	46	15	22	8	1320	377	163	1410	.156	1006	309-539

GOALTENDERS

#	GOALTENDER	GP	MIN	W	L	GA	GAA	SV	SV%
35	Kirk, Evan	18	940:17	8	7	201	12.83	676	.771
30	Jamieson, Doug	18	154:45	0	3	39	15.12	95	.709
TOTALS:		18	-	8	10	244	13.56	771	.760

NEW ENGLAND BLACK WOLVES

2017 PLAYOFF STATISTICS

RUNNERS

#	PLAYER	POS	GP	G	A	PTS	PIM	PPG	PPA	SHG	SHA	GWG	LB	TO	FT	S	SPCT	SOG	FO
21	Crowley, Kevin	F	1	2	1	3	0	0	0	0	0	0	5	2	0	14	.143	10	0-0
9	OConnor, Reilly	F	1	1	2	3	0	0	0	0	0	0	0	3	1	10	.100	8	0-0
19	Culp, Chad	F	1	1	2	3	0	0	0	0	0	0	1	0	0	5	.200	3	0-0
26	Bucktooth, Brett	F	1	1	2	3	0	0	0	0	0	0	3	0	0	2	.500	2	0-0
91	Buchanan, Kyle	F	1	1	2	3	0	0	0	0	0	0	7	0	0	7	.143	6	0-0
15	Evans, Shawn	F	1	2	0	2	4	0	0	0	0	0	6	4	1	15	.133	6	0-0
75	Thorimbert, Jay	T	1	1	1	2	0	0	0	0	0	0	12	1	0	2	.500	1	21-32
71	Burns, Sheldon	D	1	1	0	1	0	0	0	0	0	0	5	0	1	3	.333	1	0-0
7	Suddons, Derek	D	1	0	1	1	0	0	0	0	0	0	2	0	0	0	.000	0	0-0
13	Manney, Brett	D	1	0	1	1	0	0	0	0	0	0	3	0	0	0	.000	0	0-0
24	Coyle, Joel	D	1	0	1	1	0	0	0	0	0	0	5	0	0	0	.000	0	0-0
27	Buchanan, Kevin	F	1	0	1	1	0	0	0	0	0	0	5	2	0	12	.000	8	0-0
51	Muir, Brooker	D	1	0	1	1	0	0	0	0	0	0	2	2	0	0	.000	0	0-0
12	Oakes, Seth	F	1	0	0	0	0	0	0	0	0	0	2	1	0	1	.000	1	0-0
17	Reid, Zac	D	1	0	0	0	7	0	0	0	0	0	4	1	0	1	.000	0	0-0
35	Kirk, Evan	G	1	0	0	0	0	0	0	0	0	0	2	0	0	0	.000	0	0-0
45	Spanger, Matt	D	1	0	0	0	0	0	0	0	0	0	3	1	0	0	.000	0	0-0
96	OBrien, Bill	D	1	0	0	0	2	0	0	0	0	0	4	1	1	0	.000	0	0-0
2	Hotaling, Ryan	T	0	0	0	0	0	0	0	0	0	0	0	0	0	0	.000	0	0-0
TOTALS:			-	1	10	16	26	13	0	0	0	0	73	18	4	72	.139	46	21-32

GOALTENDERS

#	GOALTENDER	GP	MIN	W	L	GA	GAA	SV	SV%
35	Kirk, Evan	1	52:58	0	1	15	16.99	38	.717
30	Jamieson, Doug	1	7:01	0	0	2	17.10	4	.667
TOTALS:		1	-	0	1	18	18.00	42	.700



NEW ENGLAND BLACK WOLVES

REGULAR SEASON CAREER RECORDS

Games Played Name	GP No.	Assists Name	A No.	Faceoff Wins Name	FOW No.	Penalty Minutes Name	PIM No.	Goalie Minutes Name	MIN No.
Dallas Eliuk	168	Tom Marechek	374	Peter Jacobs	1774	Thomas Hajek	390	Dallas Eliuk	8124
Tom Marechek	146	Jake Bergey	301	Geoff Snider	1074	Geoff Snider	297	Brandon Miller	4476
Peter Jacobs	146	Kevin Finneran	283	Jeff Reynolds	552	Rob Van Beek	180	Evan Kirk	3546
Jake Bergey	133	Kevin Crowley	245	Ryan Hotaling	411	Tom Marechek	178	Matt Roik	1553
Kyle Sweeney	126	Dan Marohl	215	Scott Gabrielsen	337	Bill O'Brien	172	Rob Blasdel	1129
Thomas Hajek	120	Keith Cromwell	181	Chris Flynn	315	Brett Manney	140	Andrew Piazza	679
Brett Manney	112	Kevin Buchanan	160	Jay Thorimbert	302	Jeff Ratcliffe	134	Nick Schroeder	593
Kevin Finneran	110	Jeff Ratcliffe	152	Jamie Hanford	279	Jake Bergey	122	Chris Sanderson	440
Jeff Ratcliffe	107	Kyle Buchanan	150	Paul Cantabene	217	Taylor Wray	118	Tye Belanger	373
Kevin Crowley	96	Drew Westervelt	138	CJ Costabile	190	Bryan Barrett	11	Kevin Crowell	155

Goals Name	G No.	Points Name	PTS No.	Loose Balls Name	LB No.	Forced Turnovers Name	FT No.	Goalie Saves Name	Saves No.
Tom Marechek	399	Tom Marechek	773	Peter Jacobs	996	Brett Manney	84	Dallas Eliuk	5372
Jake Bergey	256	Jake Bergey	557	Dallas Eliuk	955	Brodie Merrill	50	Brandon Miller	2905
Jeff Ratcliffe	228	Kevin Finneran	475	Geoff Snider	889	Joel White	49	Evan Kirk	2385
Kevin Crowley	200	Kevin Crowley	445	Kyle Sweeney	709	Sheldon Burns	48	Matt Roik	944
Kevin Finneran	192	Jeff Ratcliffe	380	Tom Marechek	698	Kevin Crowley	46	Rob Blasdel	738
Drew Westervelt	164	Dan Marohl	306	Thomas Hajek	616	Kyle Buchanan	38	Andrew Piazza	410
Athan Iannucci	153	Drew Westervelt	302	Jake Bergey	577	Ryan Hotaling	35	Nick Schroeder	327
Gary Gait	150	Keith Cromwell	275	Kevin Finneran	515	Steve Holmes	34	Chris Sanderson	278
Pat Saunders	118	Kyle Buchanan	258	Jeff Ratcliffe	473	Kyle Sweeney	31	Tye Belanger	261
Kyle Buchanan	108	Gary Gait	252	Brodie Merrill	469	Mike Manley	30	Kevin Crowell	107
		Athan Iannucci	252						

PLAYOFF CAREER RECORDS

Games Played Name	GP No.	Assists Name	A No.	Faceoff Wins Name	FOW No.	Penalty Minutes Name	PIM No.	Goalie Minutes Name	MIN No.
Dallas Eliuk	20	Kevin Finneran	49	Chris Flynn	90	Steve Govett	29	Dallas Eliuk	1118
Kevin Finneran	17	Tom Marechek	46	Scott Gabrielsen	88	Shawn Evans	23	Evan Kirk	207
Tom Marechek	15	Gary Gait	20	Peter Jacobs	86	Paul Deniken	13	Brandon Miller	149
Billy Miller	15	John Nostrant	17	Jeff Reynolds	40	Gary Martin	13		
Scott Gabrielsen	15	Jake Bergey	17	Ryan Hotaling	35	Brian Voelker	12		
Chris Flynn	14	Scott Gabrielsen	16	Jamie Hanford	29	Billy Miller	12		
Brian Voelker	14	Jim Rogers	14	Geoff Snider	28	Fred Jenner	10		
Jim Rogers	11	Paul Deniken	14	Jay Thorimbert	21	Rob Shek	10		
Chris Bates	11	Dallas Eliuk	13			Tom Marechek	10		
John Nostrant	11	Billy Miller	13			Brett Manney	10		
		Kevin Crowley	13			Bill O'Brien	10		
Goals Name	G No.	Points Name	PTS No.	Loose Balls Name	LB No.	Forced Turnovers Name	FT No.	Goalie Saves Name	Saves No.
Gary Gait	35	Kevin Finneran	76	Dallas Eliuk	155	Kevin Crowley	5	Dallas Eliuk	705
Kevin Finneran	27	Tom Marechek	69	Kevin Finneran	88	Jordan Hall	5	Evan Kirk	156
Tom Marechek	23	Gary Gait	55	Tom Marechek	80	Sheldon Burns	4		
Paul Deniken	21	Paul Deniken	35	Chris Flynn	72	Brett Manney	4		
Paul Gait	18	Jake Bergey	30	Billy Miller	68	Shawn Evans	4		
Steve Govett	15	Paul Gait	30	Peter Jacobs	53	Ryan Hotaling	4		
Kevin Crowley	14	Kevin Crowley	27	Brian Voelker	50	Brett Bucktooth	3		
Jake Bergey	13	Billy Miller	24	Matt Ogelsby	47	John Ranagan	3		
Chris Flynn	12	John Nostrant	24	John McEvoy	46	Kyle Buchanan	3		
Billy Miller	11	Chris Flynn	23						
		Steve Govett	23						

NEW ENGLAND BLACK WOLVES

SINGLE SEASON RECORDS

Goals	G	Season	Penalty Minutes	PIM	Season
Athan Iannucci	71	2008	Geoff Snider	103	2008
Shawn Evans	50	2016	Geoff Snider	79	2010
Tom Marechek	48	2001	Thomas Hajek	77	2008
Jeff Ratcliffe	47	2002	Rob Van Beek	72	2006
Tom Marechek	45	2002	Thomas Hajek	68	2006
Kevin Crowley	45	2017	Bill O'Brien	68	2015
Pat Saunders	44	2016	Paul Dawson	67	2012
Jake Bergey	43	2001	Geoff Snider	62	2007
Gary Gait	43	1996	Bill O'Brien	59	2017
Tom Marechek	42	2003	Mike Manley	58	2015

Assists	A	Season	Faceoffs Won	FOW	Season
Dan Dawson	78	2012	Geoff Snider	318	2008
Shawn Evans	68	2016	Peter Jacobs	318	2005
Shawn Evans	65	2017	Jay Thorimbert	302	2017
Dan Marohl	57	2005	Geoff Snider	295	2010
Kevin Crowley	57	2016	Peter Jacobs	280	2006
Tom Marechek	53	2002	Geoff Snider	260	2009
Dan Marohl	52	2006	Jeff Reynolds	244	2012
Kevin Buchanan	49	2017	Ryan Hotaling	217	2015
Mat Giles	47	2009	Peter Jacobs	215	2002
Kyle Buchanan	46	2014	Geoff Snider	201	2007
Ryan Ward	46	2014			

Points	Pts	Season	Forced Turnovers	FT	Season
Shawn Evans	118	2016	Brodie Merrill	23	2014
Dan Dawson	103	2012	Mike McNamara	21	2015
Shawn Evans	103	2017	Sheldon Burns	21	2016
Athan Iannucci	100	2008	Steve Holmes	18	2012
Tom Marechek	98	2002	Brett Manney	18	2015
Kevin Crowley	90	2016	Joel White	17	2014
Tom Marechek	87	2003	Brodie Merrill	16	2012
Jake Bergey	86	2001	Max Seibald	16	2012
Kevin Crowley	85	2017	Kyle Sweeney	16	2014
Dan Marohl	80	2005	Joel White	16	2x, last 2015
Tom Marechek	80	2005			

Loose Balls	LB	Season	Saves	Svs	Season
Geoff Snider	245	2010	Evan Kirk	676	2017
Geoff Snider	244	2008	Evan Kirk	620	2016
Geoff Snider	220	2009	Dallas Eliuk	608	2003
Jay Thorimbert	192	2017	Brandon Miller	580	2010
Brodie Merrill	189	2014	Evan Kirk	571	2015
Geoff Snider	180	2007	Brandon Miller	556	2013
Peter Jacobs	180	2005	Brandon Miller	549	2011
Jeff Reynolds	166	2012	Brandon Miller	548	2012
Brodie Merrill	157	2012	Matt Roik	521	2006
Peter Jacobs	147	2006	Evan Kirk	518	2014

NEW ENGLAND BLACK WOLVES

ALL-TIME RECORDS VS OPPONENTS

	REGULAR SEASON									PLAYOFFS								
	ROAD			HOME			OVERALL			ROAD			HOME			OVERALL		
	GP	W	L	GP	W	L	GP	W	L	GP	W	L	GP	W	L	GP	W	L
Buffalo	32	14	18	29	16	13	61	30	31	6	2	4	3	1	2	9	3	6
Calgary	4	1	3	5	1	4	9	2	7									
Colorado	26	15	11	27	17	10	53	32	21	1	1	0	3	2	1	4	3	1
(as Colorado)	10	5	5	11	5	6	21	10	11									
(as Was. Power)	2	0	2	2	2	0	4	2	2	-	-	-	1	0	1	1	0	1
(as Pit. C.Fire)	1	0	1	1	0	1	2	0	2									
(as Baltimore)	13	10	3	13	10	3	26	20	6	1	1	0	2	2	0	3	3	0
Georgia	17	6	11	17	8	9	34	14	20	-	-	-	1	1	0	1	1	0
(as Georgia)	4	1	3	4	3	1	8	4	4	-	-	-	1	1	0	1	1	0
(as Minnesota)	13	5	8	13	5	8	26	10	16									
Rochester	29	7	22	29	14	15	58	21	37	2	0	2	3	2	1	5	2	3
Saskatchewan	5	2	3	3	2	1	8	4	4									
(as Saskatchewan)	1	1	0	1	1	0	2	2	0									
(as Edmonton)	4	1	3	2	1	1	6	2	4									
Toronto	23	8	15	24	11	13	47	19	28	4	1	3	-	-	-	4	1	3
(as Toronto)	22	7	15	23	11	12	45	18	27	4	1	3	-	-	-	4	1	3
(as Ontario)	1	1	0	1	0	1	2	1	1									
Vancouver Stealth	9	5	4	10	7	3	19	12	7									
(as Van. Stealth)	2	2	0	3	1	2	5	3	2									
(as Was.Stealth)	1	0	1	2	1	1	3	1	2									
(as San Jose)	2	1	1	3	3	0	5	4	1									
(as Albany)	4	2	2	2	2	0	6	4	2									
Anaheim	3	2	1	3	2	1	6	4	2									
(as Anaheim)	1	0	1	1	1	0	2	1	1									
(as NJ Storm)	2	2	0	2	1	1	4	3	1									
Arizona	2	2	0	4	2	2	6	4	2									
(as Arizona)	1	1	0	2	1	1	3	2	1									
(as Columbus)	1	1	0	2	1	1	3	2	1									
Boston	4	1	3	5	2	3	9	3	6									
Chicago	2	0	2	2	2	0	4	2	2									
Detroit	3	1	2	5	4	1	8	5	3									
New England	7	5	2	5	4	1	12	9	3	1	1	0	1	1	0	2	2	0
New York	16	9	7	16	12	4	32	21	11	2	1	1	4	4	0	6	5	1
(as NY Saints)	14	9	5	14	11	3	28	20	8	1	1	0	4	4	0	5	5	0
(as NJ Saints)	2	0	2	2	1	1	4	1	3	1	0	1	-	-	-	1	0	1
Orlando	6	2	4	5	2	3	11	4	7									
(as Orlando)	2	0	2	1	0	1	3	0	3									
(as NY Titans)	4	2	2	4	2	2	8	4	4									
Ottawa	4	2	2	4	4	0	8	6	2									
(as Ottawa)	1	0	1	2	2	0	3	2	1									
(as Syracuse)	3	2	1	2	2	0	5	4	1									
Pittsburgh Bulls	3	2	1	4	3	1	7	5	2									
Portland	2	1	1	2	0	2	4	1	3									
Vancouver Ravens	2	1	1	-	-	-	2	1	1									
Washington Wave	3	1	2	3	2	1	6	3	3	-	-	-	1	0	1	1	0	1

NEW ENGLAND BLACK WOLVES

ALL-TIME DRAFT HISTORY

2017 Entry Draft

Rd(overall)	Player Chosen
1(8)	Anthony Joaquim
1(10)	JP Kealey
2(17)	Nick Chaykowsky
3(27)	Larken Kemp
4(37)	Nick Marino
5(46)	Matt Rambo
6(54)	Cam Milligan

2016 Entry Draft

Rd(overall)	Player Chosen
1(8)	Seth Oakes
2(19)	Doug Jamieson
3(24)	Joel Coyle
3(29)	Kyle Trolley
4(33)	Brandon Robinson
4(37)	Myles Jones
4(38)	Dan Michel
6(54)	Garrett Lewis
6(56)	Andrew Mullen

2015 Entry Draft

Rd(overall)	Player Chosen
1(8)	Dan Litner
3(22)	Mike MacDonald
3(29)	Phil Caputo
4(37)	Brooker Muir
5(41)	Ryan MacSpayden
6(48)	Jordi Jones-Smith

2014 Entry Draft

Rd(overall)	Player Chosen
1(6)	Mark Cockerton
1(8)	Quinn Powless
2(11)	Rodd Squire
3(20)	Josh Johnson
3(22)	Sheldon Burns
3(26)	Ty Thompson
3(28)	Connor Campbell
4(31)	Mike Mawdsley

2013 Entry Draft

Rd(overall)	Player Chosen
2(12)	A.J. Masson
2(18)	James Delaney
3(19)	Tucker Durkin
4(33)	Don Alton
6(50)	Rob Pannell

2012 Entry Draft

Rd(overall)	Player Chosen
4(32)	Michael Manley
5(39)	CJ Costabile
5(41)	Kevin Randall

2011 Entry Draft

Rd(overall)	Player Chosen
1(1)	Kevin Crowley
4(28)	Steve Fryer
5(37)	Matt Stefurak

2011 Dispersal Draft (BOS)

Rd(overall)	Player Chosen
1(1)	Dan Dawson
2(10)	John Orson
3(19)	Nick Cotter
4(28)	Brett Queener
5	Pass

2010 Entry Draft

Rd(overall)	Player Chosen
2(19)	Brodie MacDonald
2(20)	Max Quinzani
3(23)	Christian Scuderi
3(25)	Justin Pennington
4(33)	Ryan Nizolek
5(43)	Parker McKee
6(53)	Max Poomper

2010 Dispersal Draft

Rd(overall)	Player Chosen
1(8)	Brendan Mundorf
2(12)	Stephen Peyser
3(22)	Jeff Bigas
4(32)	Dan Coccoziello
5(39)	Pass

From
St. Joseph's University
Robert Morris University
Barrie Lakeshore Jr. A
Brown University
Syracuse University
University of Maryland
University of Vermont

From
University of Albany
Onondaga C.C.
Orangeville Northmen
University of Notre Dame
Brampton Excelsiors
Duke University
Trent University
Toronto Beaches
University of Virginia

From
Cornell University
Princeton University
Brampton Jr. A
Brampton Jr. A
Toronto Beaches Jr. A
Whitby Jr. A

From
University of Virginia
Six Nations
Six Nations
Six Nations
Dowling College
University of Albany
Brampton
Sacred Heart University

From
Vermont
Seton Hill
Johns Hopkins
Six Nations, ON
Cornell

From
Duke University
Duke University
University of Notre Dame

From
Stony Brook University
Coquitlam, AB
University of Delaware

From
Duke University
Duke University
University of Notre Dame
Duke University
Duke University
University of Virginia
Duke University
University of Virginia

2009 Entry Draft

Rd(overall)	Player Chosen
2(16)	Bobby Snider
3(26)	John Glynn
4(37)	Peet Poillon
4(40)	Mike Timms
5(45)	PT Ricci

2009 Dispersal Draft

Rd(overall)	Player Chosen
1(4)	Peter Jacobs
2(15)	Matt Flindell
3(26)	Derek Malawsky

2008 Entry Draft

Rd(overall)	Player Chosen
1(9)	Sean Thomson
2(25)	Matt Bocklet
3(36)	Mike Leveille
4(45)	Matt Lalli
4(47)	Jordan Levine
5(58)	Jerry Lambe
5(60)	Tony McDevitt
6(71)	Steve Grossi

2008 Dispersal Draft (CHI)

Rd(overall)	Player Chosen
1(8)	Mat Giles

2008 Dispersal Draft (AZ)

Rd(overall)	Player Chosen
1(9)	Rob Blasdel
2(22)	Luke Pinder

2007 Entry Draft

Rd(overall)	Player Chosen
1(2)	Merrick Thomson
2(25)	David Mitchell
3(37)	Drew Westervelt
3(41)	Jim Borell
6(74)	Adam Crystal
6(77)	Brian Hubschmann

2007 Dispersal Draft

Rd(overall)	Player Chosen
1(3)	Rob Blasdel
2(22)	Jamie Rooney
3(27)	Brenden Thenhaus

2006 Entry Draft

Rd(overall)	Player Chosen
1(4)	Geoff Snider
1(5)	Ian Llord
1(8)	Athlan Ianucci
4(43)	Kyle Dixon
5(56)	Pat Walsh
6(69)	Mike Culver

2005 Entry Draft

Rd(overall)	Player Chosen
1(3)	Sean Greenhalgh
1(4)	Luke Wiles
1(90)	Chad Thompson
2(22)	Kyle Harrison
3(27)	Benson Erwin
5(49)	John Christmas

2004 Entry Draft

Rd(overall)	Player Chosen
1(5)	Rob Van Beek
2(14)	Dan Fink
3(25)	Scott Paterson
4(36)	Brian Nee
4(42)	Andy Murray
5(48)	Kris Davis
6(59)	Stephen Berger

2004 Dispersal Draft

Rd(overall)	Player Chosen
1(7)	Matt Dwane
2(14)	Ian Hawksbee

From
Bellarmine University
Cornell University
UMBC
University of Virginia
Loyola College

From
Bellarmine University
Johns Hopkins University
Syracuse University
Colgate University
University of Albany
Georgetown University
Duke University
Drexel University

From
University of Albany
Cornell University
UMBC
University of Maryland
Drexel University
University of Notre Dame

From
Cornell University
University of Delaware
Orillia, ON
Johns Hopkins University
Johns Hopkins University
University of Virginia

From
Port Coquitlam, BC
Whittier College
Orangeville, ON
Syracuse University
Salisbury University
Roanoke College
Washington College

2003 Entry Draft

Rd(overall)	Player Chosen
1(3)	Ryan Ward
1(9)	Tom Hajek
3(30)	Michael Howley
4(41)	Kevin Brennan
5(51)	Pat Collins
6(61)	Michael Springer
7(72)	Michael Pape
10(83)	Kyle Sweeney

2003 Dispersal Draft

Rd(overall)	Player Chosen
1(4)	Kevin Howard
2(15)	Jake Lawson
3(26)	DJ Serr

2002 Entry Draft

Rd(overall)	Player Chosen
3(35)	Ashton McLean
4(44)	Rob Coscia
5(56)	Will Driscoll
6(68)	Drew Cavadias
7(80)	Paul Chamoun
8(92)	Mike Lamonica

2001 Expansion Draft

Rd(overall)	Player Chosen
9(33)	Dan Martin

2001 Entry Draft

Rd(overall)	Player Chosen
3(36)	Mike Hominuck
4(52)	Matt Striebel
5(65)	Chris Campbell
6(78)	Andrew Combs
7(91)	Rodger Combs
8(104)	Greg Patchuk
9(117)	Matt Baier

2000 Entry Draft

Rd(overall)	Player Chosen
1(4)	Jeff Ratcliffe
2(16)	Jay Jalbert
3(24)	Sam Bassett
4(33)	John Ciliberto
5(42)	Jeff Shirk
7(60)	Richard Brzeski
8(69)	Scott Ward
9(78)	Doug Hill

1999 Entry Draft

Rd(overall)	Player Chosen
1	Greg McCavera
1	Gewas Schindler
2	Matt Cutia
3	Jim Bruder
4	Brody Bush
5	Tucker Radebaugh
6	Kurt Lunkenheimer

1998 Entry Draft

Rd(overall)	Player Chosen
1	Jamie Hanford
2	Nathan Roost
4	Todd Rassas
5	Andy Lopatin
6	Marc Shaffer
7	Steve Hettrich
7	Todd Evans
8	Vince Ferraro
8	Todd Snellenburg
9	Steve Phipps

1997 Entry Draft

Rd(overall)	Player Chosen
1	Rusty Kruger
2	Vergin Tutty
3	Brad Downey
4	David Stilley
5	Jake Bergey
6	George Atterbury
7	Jude Collins
8	Werner Krueger
9	Tim Lucky

From
Butler University
Victoria, BC
University of Maryland
Duke University
Georgetown University
Syracuse University
Cabrini
Georgetown University

From
Toronto, ON
C.V. Post
Penn State University
C.V. Post
Lemoyn College
University of Maryland

From
Washington

From
St. Catharine, ON
Princeton University
Limestone
University of Maryland
Georgetown University
Duke University
Princeton University

From
UMBC
Virginia
Syracuse University
University of Delaware
University of Maryland
Elmira
Widner
Peterborough, ON

From
Georgetown University
Loyola University
Syracuse University
University of Delaware
Rutgers University
University of Virginia
Princeton University

From
Loyola College
Hobart College
University of Notre Dame
Washington College
St. Joseph's University
Denison University
University of Maryland
Yale University
Drexel University
Salisbury State

From
Orangeville, ON
Vanouver
Coquitlam, BC
Duke University
Salisbury State
Washington College
North Carolina
Johns Hopkins University
Mt. Washington

NEW ENGLAND BLACK WOLVES

ALL-TIME DRAFT HISTORY

1996 Entry Draft

Rd(overall)	Player Chosen
1	Greg Traynor
2	Mike Busza
3	Ryan Traynor

From
Virginia
Penn State
Randolph-Macon

1995 Entry Draft

Rd(overall)	Player Chosen
1	Matt Dwan
1	Peter Jacobs
2	Scott Conklin
3	Erik Miller
3	Joe Christie

From
Loyola College
Johns Hopkins University
Princeton University
Salisbury College
Drexel

1994 Entry Draft

Rd(overall)	Player Chosen
1	Ryan Wade
1	Scott Reinhardt
2	Gabby Roe
4	Paul Gilhool
5	Taylor Simmers

From
North Carolina
Princeton University
Virginia
Penn State University
Princeton University

1993 Entry Draft

Rd(overall)	Player Chosen
1	David Webster
2	Kevin Morrow
3	Kevin Beach

From
North Carolina
Princeton University
Loyola College

1992 Entry Draft

Rd(overall)	Player Chosen
-------------	---------------

Waived participation in draft with acquisition of Paul and Gary Gait.

From

1991 Entry Draft

Rd(overall)	Player Chosen
1	Rob Shek
2	John Dick
3	Matt Panetta
4	Bill Miller
5	Brian Voelker

From
Towson State
Pennsylvania
Johns Hopkins University
Hobart
Johns Hopkins University

1990 Entry Draft

Rd(overall)	Player Chosen
2	Andy DeCicco
3	Ted Nichols
4	Tony Pavlik
5	Brian Willard

From
Rutgers University
Loyola College
Loyola College
Maryland

1989 Entry Draft

Rd(overall)	Player Chosen
1	Chris Flynn
2	Brett Davy
3	Tom Goldstein
4	Phill Willard
5	John Holghaud

From
Pennsylvania
North Carolina
Cornell
Maryland
Loyola College

1988 Entry Draft

Rd(overall)	Player Chosen
1	Andy Wilson
3	Bill Dirrigl
4	Ricky Fried
5	Chris Dent

From
Loyola College
Syracuse University
UMBC
Penn State



NEW ENGLAND BLACK WOLVES

ALL-TIME COACHING HISTORY

Season	Coach	Regular Season			Playoffs		
		Won	Lost	Win Pct.	Won	Lost	Win Pct.
1987	Wey, Steve	3	3	.500	0	1	.000
1988	Wey, Steve	3	5	.375	0	1	.000
	Total	6	8	.429	0	2	.000
1989	Evans, Dave	6	2	.750	1	0	1.000
1990	Evans, Dave	6	2	.750	2	0	1.000
1991	Evans, Dave	5	5	.500	-	-	-
1992	Evans, Dave	3	5	.375	2	1	.667
1993	Evans, Dave	7	1	.875	1	1	.500
	Total	27	15	.643	6	2	.750
1994	French, Mike	6	2	.750	2	0	1.000
	Total	6	2	.750	2	0	1.000
1995	Resch, Tony	7	1	.875	2	0	1.000
1996	Resch, Tony	8	2	.800	1	1	.500
1997	Resch, Tony	7	3	.700	0	1	.000
1998	Resch, Tony	9	3	.750	3	0	1.000
1999	Resch, Tony	5	7	.417	0	1	.000
2000	Resch, Tony	7	5	.583	0	1	.000
2001	Resch, Tony	10	4	.714	2	0	1.000
	Total	53	25	.679	8	4	.667
2002	Mueller, Adam	8	8	.500	0	1	.000
2003	Mueller, Adam	8	8	.500	-	-	-
2004	Mueller, Adam	7	9	.438	-	-	-
	Total	23	25	.479	0	1	.000
2005	Sanderson, Lindsay	6	10	.375	-	-	-
2006	Sanderson, Lindsay	8	8	.500	-	-	-
2007	Sanderson, Lindsay	6	10	.375	-	-	-
	Total	20	28	.417	0	0	.000
2008	Huntley, Dave	10	6	.625	0	1	.000
2009	Huntley, Dave	7	9	.438	-	-	-
2010	Huntley, Dave	5	11	.313	-	-	-
	Total	22	26	.458	0	1	.000
2011	Tucker, John	5	11	.313	-	-	-
	Total	5	11	.313	0	0	.000
2012	Mouradian, Johnny	7	9	.438	0	1	.000
2013	Mouradian, Johnny	7	9	.438	0	1	.000
	Total	14	18	.438	0	2	.000
2014	Harrison, Blane	6	12	.333	-	-	-
2015	Harrison, Blane	4	14	.222	-	-	-
	Total	10	26	.278	0	0	.000

NEW ENGLAND BLACK WOLVES

ALL-TIME SCHEDULE & RESULTS

1987 Season

Date	Opponent	Result
1/10/1987	@ NJ Saints	L 8-11
1/24/1987	@ Baltimore	L 19-20
1/31/1987	vs. NJ Saints	W 17-11
2/14/1987	vs. Washington Wave	W 15-12
2/22/1987	vs. Baltimore	L 8-14
2/25/1987	@ Washington Wave	W 19-14
3/8/1987	vs. Washington Wave	L 15-20*

1988 Season

Date	Opponent	Result
1/9/1988	@ Washington Wave	L 13-14
1/16/1988	vs. Washington Wave	L 10-11
1/30/1988	vs. Baltimore	W 12-7
2/6/1988	vs. NJ Saints	L 7-10
2/14/1988	@ Washington Wave	L 12-13
2/20/1988	vs. Baltimore	W 14-13
2/21/1988	@ NJ Saints	L 12-13
2/27/1988	@ Baltimore	W 17-9
3/6/1988	@ NJ Saints	L 10-12*

1989 Season

Date	Opponent	Result
1/14/1989	vs. New England	W 19-8
1/21/1989	@ Baltimore	W 14-13
1/28/1989	@ NY Saints	L 16-20
2/12/1989	vs. Baltimore	W 14-9
2/18/1989	vs. Detroit	W 19-10
2/24/1989	@ New England	W 16-11
3/4/1989	@ Detroit	L 11-16
3/10/1989	vs. Washington Wave	W 13-9
4/7/1989	vs. NY Saints	W 11-10*\$

1990 Season

Date	Opponent	Result
1/12/1990	@ NY Saints	W 9-4
1/13/1990	vs. Pittsburgh Bulls	W 11-8
2/11/1990	vs. Detroit	W 21-19
2/17/1990	@ Baltimore	W 13-12
3/3/1990	@ Pittsburgh Bulls	W 9-8
3/11/1990	vs. Baltimore	W 10-9
3/16/1990	@ New England	L 11-14
3/24/1990	vs. NY Saints	L 5-8
4/7/1990	vs. NY Saints	W 9-8*
4/13/1990	@ New England	W 17-7*\$

1991 Season

Date	Opponent	Result
1/5/1991	@ Detroit	L 8-18
1/11/1991	vs. New England	W 11-10
1/19/1991	@ NY Saints	L 13-19
1/26/1991	vs. NY Saints	W 13-8
2/10/1991	vs. Detroit	L 12-14
2/22/1991	@ New England	L 11-13
2/28/1991	vs. Pittsburgh Bulls	W 11-9
3/9/1991	@ Pittsburgh Bulls	W 15-7
3/17/1991	vs. Baltimore	L 14-17
3/23/1991	@ Baltimore	W 21-16

1992 Season

Date	Opponent	Result
1/11/1992	vs. Boston	L 11-12
1/24/1992	@ Pittsburgh Bulls	L 9-14
2/2/1992	vs. NY Saints	L 8-9
2/8/1992	@ Detroit	W 16-15
2/14/1992	vs. Baltimore	W 16-12
2/28/1992	@ Buffalo	L 11-20
3/7/1992	vs. Pittsburgh Bulls	L 15-19
3/14/1992	@ Baltimore	W 20-8
3/29/1992	vs. Baltimore	W 14-12*
4/4/1992	@ NY Saints	W 8-6*
4/11/1992	vs. Buffalo	L 10-11*\$

1993 Season

Date	Opponent	Result
1/15/1993	vs. Baltimore	W 17-14
1/22/1993	@ Boston	W 12-9
1/23/1993	vs. Detroit	W 22-15
1/30/1993	@ Baltimore	W 23-9
2/6/1993	vs. NY Saints	W 13-8
2/20/1993	@ NY Saints	W 13-10
2/27/1993	@ Buffalo	L 12-13
3/21/1993	vs. Pittsburgh Bulls	W 9-8
4/3/1993	vs. NY Saints	W 17-9*
4/10/1993	@ Buffalo	L 12-13*\$

1994 Season

Date	Opponent	Result
1/23/1994	vs. NY Saints	W 20-7
2/5/1994	@ Buffalo	L 11-15
2/13/1994	vs. Baltimore	W 25-9
2/19/1994	@ Baltimore	W 20-10
2/26/1994	@ NY Saints	L 4-13
3/11/1994	vs. Detroit	W 15-6
3/19/1994	vs. Buffalo	W 16-12
3/26/1994	@ Boston	W 16-10
4/10/1994	vs. NY Saints	W 17-7*
4/16/1994	@ Buffalo	W 26-15*\$

1995 Season

Date	Opponent	Result
1/7/1995	@ Buffalo	L 13-17
1/14/1995	@ NY Saints	W 11-10
1/20/1995	vs. Rochester	W 18-17
1/28/1995	vs. Buffalo	W 17-10
2/11/1995	@ Boston	W 15-10
2/17/1995	vs. NY Saints	W 11-8
2/25/1995	@ Baltimore	W 15-10
3/11/1995	vs. Baltimore	W 15-12
3/25/1995	@ Buffalo	W 19-16*
4/8/1995	vs. Rochester	W 15-14*\$

1996 Season

Date	Opponent	Result
1/12/1996	vs. Buffalo	L 12-15
1/13/1996	@ Baltimore	W 17-12
1/27/1996	vs. NY Saints	W 23-8
2/2/1996	vs. Rochester	W 17-14
2/3/1996	@ NY Saints	W 15-6
2/17/1996	@ Rochester	L 15-18
2/24/1996	vs. Boston	W 12-10
3/2/1996	@ Charlotte	W 14-8
3/9/1996	vs. Charlotte	W 26-11
3/23/1996	@ Buffalo	W 14-12
4/6/1996	vs. Boston	W 10-8*
4/12/1996	@ Buffalo	L 10-15*\$

1997 Season

Date	Opponent	Result
1/4/1997	@ NY Saints	W 17-14
1/11/1997	@ Boston	W 12-11
1/18/1997	vs. Baltimore	W 16-11
1/25/1997	vs. NY Saints	W 10-9
2/9/1997	vs. Rochester	L 12-17
2/14/1997	vs. Boston	W 18-11
2/22/1997	@ Baltimore	L 10-11
3/15/1997	@ Buffalo	W 16-8
3/22/1997	vs. Buffalo	L 13-14
3/29/1997	@ Rochester	W 13-9
4/5/1997	vs. Rochester	L 13-15*

1998 Season

Date	Opponent	Result
1/3/1998	@ Buffalo	W 14-12
1/9/1998	@ NY Saints	W 15-8
1/16/1998	vs. Baltimore	L 9-12
1/24/1998	@ Syracuse	W 17-15
1/31/1998	@ Baltimore	W 15-9
2/7/1998	vs. Buffalo	W 15-9
2/13/1998	vs. Syracuse	W 14-11
2/28/1998	@ Ontario	W 12-11
3/21/1998	vs. NY Saints	L 14-15
3/28/1998	vs. Rochester	W 13-12
4/4/1998	@ Rochester	W 20-19
4/11/1998	vs. Ontario	L 8-15
4/18/1998	vs. Buffalo	W 17-12*
4/26/1998	vs. Baltimore	W 16-12*\$
4/28/1998	@ Baltimore	W 17-12*\$

1999 Season

Date	Opponent	Result
1/8/1999	vs. Buffalo	L 17-18
1/9/1999	@ Syracuse	L 12-19
1/22/1999	vs. Rochester	L 12-15
1/30/1999	@ Baltimore	L 17-18
2/5/1999	@ Buffalo	W 13-11
2/19/1999	@ Toronto	L 7-9
2/27/1999	vs. Toronto	W 12-11
3/6/1999	vs. Syracuse	W 15-6
3/13/1999	vs. Baltimore	W 16-13
3/26/1999	@ NY Saints	L 13-14
4/3/1999	vs. NY Saints	W 10-9
4/10/1999	@ Rochester	L 9-10
4/16/1999	@ Toronto	L 2-13*

NEW ENGLAND BLACK WOLVES

ALL-TIME SCHEDULE & RESULTS

2000 Season

Date	Opponent	Result
1/7/2000	vs. Albany	W 12-11
1/22/2000	@ Pittsburgh CrosseFire	L 15-16
1/29/2000	vs. Rochester	W 15-12
2/5/2000	vs. NY Saints	W 15-13
2/11/2000	@ NY Saints	W 17-11
2/26/2000	vs. Pittsburgh CrosseFire	L 8-14
3/18/2000	@ Syracuse	W 17-14
3/25/2000	vs. Toronto	L 13-15
4/1/2000	@ Buffalo	L 11-16
4/2/2000	@ Albany	W 13-12
4/8/2000	vs. Buffalo	W 22-11
4/15/2000	@ Rochester	L 14-20
4/22/2000	@ Toronto	L 10-14*

2001 Season

Date	Opponent	Result
12/30/2000	@ Rochester	W 17-16
1/12/2001	vs. Ottawa	W 17-8
1/20/2001	@ Buffalo	L 18-26
1/27/2001	vs. Albany	W 18-9
2/3/2001	vs. Rochester	W 14-12
2/9/2001	@ Toronto	L 11-17
2/10/2001	@ NY Saints	W 13-12
2/24/2001	vs. Buffalo	W 17-12
3/10/2001	vs. Toronto	L 7-11
3/17/2001	vs. NY Saints	W 14-10
3/31/2001	vs. Washington Power	W 14-13
4/1/2001	@ Washington Power	L 19-20
4/7/2001	@ Columbus	W 17-7
4/14/2001	@ Albany	W 9-4
4/20/2001	vs. Rochester	W 12-11*
4/27/2001	@ Toronto	W 9-8*

2002 Season

Date	Opponent	Result
12/1/2001	@ Albany	L 16-20
12/9/2001	@ Vancouver Ravens	W 18-14
12/15/2001	@ Rochester	L 10-15
1/12/2002	@ NY Saints	L 18-21
1/18/2002	vs. NY Saints	W 11-10
1/20/2002	@ NJ Storm	W 17-15
1/25/2002	vs. Buffalo	W 8-7
2/1/2002	vs. Rochester	W 21-13
2/16/2002	vs. NJ Storm	L 11-13
2/22/2002	@ Buffalo	L 14-19
2/23/2002	vs. Columbus	L 14-15
3/2/2002	vs. Ottawa	W 19-17
3/9/2002	@ Washington Power	L 12-19
3/16/2002	vs. Washington Power	W 12-11
3/22/2002	@ Toronto	L 9-17
3/23/2002	vs. Toronto	W 12-11
3/30/2002	vs. Washington Power	L 11-12*

2003 Season

Date	Opponent	Result
1/3/2003	@ Vancouver Ravens	L 10-14
1/18/2003	@ Colorado	L 9-13
1/25/2003	vs. Colorado	W 13-11
2/1/2003	vs. Toronto	L 9-13
2/6/2003	@ NJ Storm	W 16-15
2/8/2003	vs. Rochester	L 9-12
2/15/2003	@ Ottawa	L 9-11
2/22/2003	vs. NJ Storm	W 16-14
3/1/2003	vs. Columbus	W 13-12
3/6/2003	@ NY Saints	W 18-17
3/8/2003	vs. NY Saints	W 15-14
3/15/2003	vs. Buffalo	W 15-12
3/21/2003	@ Toronto	L 9-12
3/22/2003	vs. Calgary	W 19-13
4/4/2003	@ Albany	L 13-14
4/12/2003	@ Rochester	L 10-12

2004 Season

Date	Opponent	Result
12/27/2003	@ Rochester	W 13-7
1/10/2004	@ Buffalo	W 16-13
1/17/2004	vs. Rochester	L 11-17
1/23/2004	@ San Jose	L 10-12
1/31/2004	vs. Buffalo	L 10-18
2/7/2004	@ Toronto	W 10-8
2/14/2004	vs. Arizona	W 16-12
2/21/2004	vs. Buffalo	L 8-12
2/27/2004	@ Toronto	L 15-18
2/28/2004	vs. Toronto	L 10-11
3/6/2004	@ Colorado	L 12-13
3/13/2004	vs. Toronto	L 10-12
3/20/2004	vs. Anaheim	W 14-9
3/27/2004	vs. Rochester	W 12-8
4/3/2004	@ Rochester	L 8-12
4/4/2004	@ Buffalo	W 17-15

2005 Season

Date	Opponent	Result
1/7/2005	@ Arizona	W 10-9
1/8/2005	@ Anaheim	L 10-13
1/28/2005	vs. Buffalo	L 10-15
1/29/2005	@ Buffalo	L 16-20
2/5/2005	vs. San Jose	W 14-13
2/12/2005	@ Rochester	L 15-16
2/18/2005	vs. Rochester	L 13-14
2/20/2005	@ Minnesota	W 18-17
2/25/2005	@ Buffalo	W 14-8
3/5/2005	vs. Minnesota	W 15-8
3/12/2005	vs. Rochester	L 12-13
3/18/2005	vs. Colorado	W 15-12
4/2/2005	vs. Toronto	L 15-17
4/9/2005	vs. Toronto	L 11-15
4/10/2005	@ Toronto	L 13-14
4/15/2005	@ Minnesota	L 12-14

2006 Season

Date	Opponent	Result
12/30/2005	@ Colorado	W 13-11
1/6/2006	@ Minnesota	W 15-11
1/14/2006	vs. Minnesota	L 10-13
1/21/2006	@ San Jose	W 10-7
2/10/2006	@ Minnesota	L 10-11
2/11/2006	vs. Buffalo	W 10-9
2/18/2006	vs. Portland	L 12-15
2/24/2006	@ Toronto	L 11-12
3/4/2006	vs. Toronto	W 14-12
3/10/2006	@ Rochester	L 8-17
3/11/2006	vs. Rochester	W 16-12
3/25/2006	vs. Arizona	L 12-13
4/1/2006	vs. Rochester	W 8-7
4/8/2006	@ Toronto	L 14-15
4/14/2006	@ Buffalo	L 7-8
4/15/2006	vs. Buffalo	W 14-11

2007 Season

Date	Opponent	Result
1/6/2007	@ Edmonton	L 12-13
1/13/2007	vs. Portland	L 12-14
1/20/2007	vs. San Jose	W 9-8
1/26/2007	@ NY Titans	W 16-11
1/27/2007	vs. Toronto	W 10-9
2/10/2007	@ Calgary	W 10-7
2/17/2007	vs. Buffalo	L 8-12
2/24/2007	@ Buffalo	L 12-13
3/3/2007	vs. Rochester	L 13-14
3/18/2007	@ Minnesota	L 9-11
3/24/2007	vs. Chicago	W 12-11
3/30/2007	@ Toronto	L 6-15
3/31/2007	@ Rochester	L 10-12
4/7/2007	vs. NY Titans	W 20-8
4/13/2007	vs. Minnesota	L 8-11
4/14/2007	@ Chicago	L 11-17

2008 Season

Date	Opponent	Result
1/12/2008	vs. Chicago	W 19-11
1/18/2008	vs. Rochester	W 15-14
1/26/2008	vs. Buffalo	W 15-14
2/15/2008	@ Colorado	W 15-13
2/22/2008	vs. Minnesota	W 17-8
2/29/2008	vs. NY Titans	W 16-12
3/1/2008	@ Buffalo	L 12-21
3/14/2008	vs. San Jose	W 16-13
3/22/2008	@ NY Titans	L 13-20
3/29/2008	@ Rochester	L 12-20
4/5/2008	@ Chicago	L 14-15
4/6/2008	vs. Toronto	W 11-9
4/11/2008	@ Portland	W 13-10
4/12/2008	@ Minnesota	L 14-15
4/19/2008	vs. NY Titans	L 8-11
4/27/2008	@ Toronto	W 15-14
5/2/2008	@ Buffalo	L 12-14*

NEW ENGLAND BLACK WOLVES

ALL-TIME SCHEDULE & RESULTS

2009 Season

Date	Opponent	Result
1/3/2009	@ Buffalo	L 11-15
1/10/2009	@ Rochester	W 16-13
1/23/2009	vs. Boston	L 11-13
1/24/2009	@ Boston	L 7-11
2/6/2009	vs. Buffalo	W 13-11
2/8/2009	@ NY Titans	L 12-15
2/13/2009	vs. Boston	L 4-8
2/21/2009	vs. Minnesota	W 13-12
2/27/2009	@ Edmonton	W 14-9
2/28/2009	@ Portland	L 10-12
3/14/2009	vs. Minnesota	L 12-13
3/28/2009	vs. Colorado	W 17-13
4/4/2009	@ NY Titans	W 11-7
4/5/2009	vs. NY Titans	L 13-16
4/11/2009	vs. Toronto	W 16-14
4/18/2009	@ Rochester	L 8-11

2010 Season

Date	Opponent	Result
1/8/2010	@ Orlando	L 8-13
1/16/2010	vs. Boston	W 12-8
1/23/2010	vs. Colorado	L 11-12
1/30/2010	@ Boston	L 9-11
2/5/2010	@ Toronto	L 11-19
2/13/2010	vs. Buffalo	L 11-13
2/20/2010	vs. Rochester	L 6-12
2/27/2010	@ Buffalo	W 15-11
3/6/2010	@ Calgary	L 7-15
3/12/2010	@ Orlando	L 9-11
3/13/2010	vs. Minnesota	W 20-11
3/27/2010	vs. Boston	W 13-7
4/3/2010	vs. Toronto	L 6-13
4/10/2010	@ Rochester	L 12-15
4/17/2010	@ Minnesota	W 13-12
4/23/2010	vs. Orlando	L 5-11

2011 Season

Date	Opponent	Result
1/8/2011	vs. Boston	L 6-10
1/15/2011	vs. Buffalo	L 6-9
1/22/2011	@ Colorado	W 11-10
1/28/2011	@ Boston	W 11-5
1/29/2011	vs. Colorado	W 12-11
2/5/2011	@ Rochester	L 6-11
2/12/2011	vs. Buffalo	L 7-16
2/19/2011	@ Buffalo	W 10-9
2/26/2011	vs. Toronto	L 13-16
3/4/2011	@ Toronto	L 10-15
3/5/2011	vs. Calgary	L 7-13
3/26/2011	@ Rochester	L 10-13
4/2/2011	vs. Toronto	W 12-11
4/9/2011	@ Boston	L 7-9
4/10/2011	vs. Rochester	L 6-10
4/16/2011	@ Minnesota	L 9-11

2012 Season

Date	Opponent	Result
1/14/2012	vs. Rochester	L 12-22
1/21/2012	vs. Washington Stealth	W 10-9
1/27/2012	@ Buffalo	W 13-10
2/4/2012	vs. Toronto	L 6-15
2/12/2012	vs. Buffalo	W 14-13
2/18/2012	@ Toronto	W 14-8
2/24/2012	@ Edmonton	L 10-12
3/3/2012	vs. Rochester	L 8-11
3/9/2012	@ Toronto	W 12-10
3/17/2012	vs. Edmonton	W 16-15
3/23/2012	@ Colorado	W 13-12
3/25/2012	vs. Colorado	L 15-16
4/6/2012	vs. Minnesota	L 9-13
4/7/2012	@ Buffalo	L 7-17
4/21/2012	@ Minnesota	L 10-15
4/28/2012	@ Rochester	L 7-9
5/4/2012	@ Rochester	L 13-14*

2013 Season

Date	Opponent	Result
1/11/2013	vs. Buffalo	W 13-8
1/19/2013	@ Toronto	W 8-7
1/26/2013	@ Buffalo	L 13-14
1/27/2013	vs. Calgary	L 8-16
2/8/2013	vs. Rochester	L 10-20
2/23/2013	@ Rochester	W 10-8
2/24/2013	vs. Colorado	W 14-12
3/1/2013	@ Buffalo	W 11-10
3/9/2013	vs. Washington Stealth	L 10-16
3/16/2013	vs. Toronto	L 8-13
3/29/2013	@ Minnesota	L 11-20
3/30/2013	@ Colorado	L 9-10
4/6/2013	@ Rochester	L 7-14
4/7/2013	vs. Minnesota	W 15-13
4/13/2013	vs. Toronto	W 10-9
4/20/2013	@ Washington Stealth	L 13-17
4/27/2013	@ Rochester	L 8-10*

2014 Season

Date	Opponent	Result
12/28/2013	@ Buffalo	W 17-13
1/11/2014	@ Rochester	L 9-13
1/12/2014	vs. Buffalo	L 11-12
1/18/2014	vs. Minnesota	L 10-11
1/19/2014	@ Minnesota	W 15-8
2/1/2014	vs. Vancouver Stealth	W 15-9
2/7/2014	@ Toronto	L 10-20
2/8/2014	vs. Edmonton	L 6-8
2/15/2014	@ Buffalo	L 7-13
2/23/2014	vs. Minnesota	L 14-15
3/8/2014	@ Rochester	L 8-13
3/16/2014	vs. Rochester	L 7-11
3/22/2014	vs. Toronto	W 14-13
3/29/2014	@ Colorado	W 14-12
4/4/2014	vs. Calgary	L 9-13
4/12/2014	@ Toronto	L 9-10
4/19/2014	@ Vancouver Stealth	W 15-11
4/26/2014	vs. Colorado	L 12-13

2015 Season

Date	Opponent	Result
1/2/2015	vs. Buffalo	W 12-8
1/10/2015	vs. Rochester	W 17-7
1/24/2015	vs. Minnesota	L 13-19
1/30/2015	@ Edmonton	L 9-18
2/15/2015	vs. Rochester	L 10-15
2/20/2015	@ Toronto	L 12-13
2/22/2015	vs. Colorado	L 12-14
3/14/2015	@ Minnesota	W 10-9
3/20/2015	@ Calgary	L 9-20
3/29/2015	vs. Minnesota	L 9-13
4/3/2015	@ Minnesota	L 8-12
4/4/2015	@ Buffalo	W 12-11
4/12/2015	vs. Vancouver Stealth	L 9-11
4/17/2015	@ Toronto	L 12-15
4/25/2015	@ Rochester	L 6-14
4/26/2015	vs. Buffalo	L 9-20
5/1/2015	vs. Toronto	L 7-10
5/2/2015	@ Buffalo	L 10-20

2016 Season

Date	Opponent	Result
1/9/2016	@ Vancouver Stealth	W 17-7
1/15/2016	vs. Calgary	L 8-9
1/17/2016	@ Georgia	W 11-6
1/30/2016	vs. Buffalo	W 15-11
2/6/2016	@ Buffalo	L 10-12
2/14/2016	vs. Toronto	W 17-16
2/28/2016	vs. Georgia	W 16-15
3/5/2016	@ Colorado	L 13-14
3/12/2016	@ Rochester	L 13-17
3/25/2016	vs. Rochester	W 16-13
3/26/2016	@ Rochester	W 10-8
4/2/2016	vs. Colorado	L 10-12
4/8/2016	vs. Saskatchewan	W 14-13
4/9/2016	@ Toronto	W 14-10
4/15/2016	@ Georgia	L 9-16
4/23/2016	vs. Georgia	W 21-11
4/30/2016	@ Buffalo	L 7-12
5/1/2016	vs. Rochester	L 8-10
5/6/2016	vs. Georgia	W 14-13*
5/16/2016	vs. Buffalo	L 10-15*
5/21/2016	@ Buffalo	L 15-20*

2017 Season

Date	Opponent	Result
1/7/17	@ Rochester	L 8-15
1/14/17	@ Colorado	L 10-11
1/20/17	@ Georgia	L 9-14
1/28/17	vs. Buffalo	W 13-12
2/3/17	vs. Rochester	W 10-9
2/11/17	@ Georgia	L 15-17
2/17/17	@ Buffalo	W 14-11
2/19/17	vs. Buffalo	L 15-16
2/26/17	vs. Colorado	L 9-14
3/3/17	@ Toronto	W 10-9
3/12/17	vs. Georgia	W 13-8
3/17/17	vs. Rochester	W 12-11
3/25/17	@ Calgary	L 13-18
4/2/17	vs. Toronto	W 15-14
4/7/17	vs. Georgia	L 12-21
4/15/17	@ Saskatchewan	W 13-12
4/22/17	@ Rochester	L 13-15
4/29/17	vs. Vancouver Stealth	L 16-17
5/6/17	@ Toronto	L 10-18*



ROCHESTER KNIGHTHAWKS

TEAM INFORMATION



CURT STYRES
Owner/General Manager



MIKE HASEN
Head Coach



CRAIG RYBCZYNSKI
Communications

Owner & General manager: Curt Styres
 Vice President of Player Personnel: Jody Gage
 Vice President of Lacrosse Operations: Paul Gait
 Head Coach: Mike Hasen
 Assistant Coaches: Jason Johnson, Andy Secore, Pat O'Toole
 Director of Communications: Craid Rybczynski
 Phone: 585-454-4295 exxt. 3008
 Email: craig.ryb@knighthawks.com
 Equipment Manager Dave Sowden
 Athletic Trainer Steve Lobsinger
 Broadcast Partners: TWC Sports, 107.3 FM The Bull, FOX Sports GO, Watch ESPN

TEAM INFORMATION

Home Arena/Seating Capacity: Blue Cross Arena/10,424
 NLL Team Established: 1995
 Colors: White, Teal, Purple

2018 Schedule

Date	Time	Away	Home
Dec. 9	7:30 PM	Calgary	Rochester
Dec. 23	7:30 PM	Buffalo	Rochester
Dec. 30	7:05 PM	Rochester	Georgia
Jan. 12	7:30 PM	Rochester	Toronto
Jan. 13	7:30 PM	New England	Rochester
Jan. 21	2:00 PM	Rochester	New England
Feb. 3	7:30 PM	Buffalo	Rochester
Feb. 10	8:00 PM	Toronto	Rochester
Feb. 11	6:05 PM	Rochester	Georgia
Feb. 17	7:30 PM	Saskatchewan	Rochester
Feb. 24	7:30 PM	Rochester	Buffalo
Mar. 10	7:30 PM	Georgia	Rochester
Mar. 17	7:00 PM	Rochester	Calgary
Mar. 24	7:30 PM	Rochester	Saskatchewan
Mar. 31	7:30 PM	Colorado	Rochester
Apr. 13	7:30 PM	Rochester	Toronto
Apr. 21	7:30 PM	New England	Rochester
Apr. 28	7:30 PM	Rochester	Buffalo

2017 Season Results

Date	Opponent	Result
1/7/17	@ Rochester	L 8-15
1/14/17	@ Colorado	L 10-11
1/20/17	@ Georgia	L 9-14
1/28/17	vs. Buffalo	W 13-12
2/3/17	vs. Rochester	W 10-9
2/11/17	@ Georgia	L 15-17
2/17/17	@ Buffalo	W 14-11
2/19/17	vs. Buffalo	L 15-16
2/26/17	vs. Colorado	L 9-14
3/3/17	@ Toronto	W 10-9
3/12/17	vs. Georgia	W 13-8
3/17/17	vs. Rochester	W 12-11
3/25/17	@ Calgary	L 13-18
4/2/17	vs. Toronto	W 15-14
4/7/17	vs. Georgia	L 12-21
4/15/17	@ Saskatchewan	W 13-12
4/22/17	@ Rochester	L 13-15
4/29/17	vs. Vancouver Stealth	L 16-17
5/6/17	@ Toronto	L 10-18*

ROCHESTER KNIGHTHAWKS

2017 REGULAR SEASON STATISTICS

RUNNERS

#	PLAYER	POS	GP	G	A	PTS	PIM	PPG	PPA	SHG	SHA	GWG	LB	TO	FT	S	SPCT	SOG	FO
15	Resetarits, Joe	F	18	27	39	66	0	4	8	0	0	0	74	44	0	206	.131	149	0-0
47	Jackson, Kyle	F	16	26	34	60	8	9	10	2	0	1	60	34	3	172	.151	118	0-0
6	Dawson, Dan	F	15	18	36	54	21	1	14	0	0	2	41	33	3	112	.161	84	0-0
61	Lomas, Dan	F	14	15	23	38	2	3	4	2	1	0	51	23	4	141	.106	95	0-0
27	Currier, Josh	F	12	18	17	35	4	5	6	0	0	0	33	26	6	121	.149	83	0-0
23	Vitarelli, Cory	F	13	14	14	28	4	4	2	0	1	0	72	44	3	147	.095	105	0-0
42	Davis, Jarrett	T	17	7	18	25	18	0	1	1	1	0	82	30	4	66	.106	48	0-0
10	Gillies, Brad	D	18	8	7	15	6	0	0	0	1	2	90	6	14	39	.205	28	0-0
37	Campbell, Scott	D	17	4	9	13	25	0	1	0	1	0	74	19	10	22	.182	14	0-1
	X Keogh, Stephen	F	4	5	7	12	0	3	5	0	1	1	18	5	0	37	.135	27	0-0
77	Powless, Quinn	F	8	6	5	11	17	1	0	0	0	0	32	14	2	31	.194	24	0-0
4	Hossack, Graeme	D	18	6	4	10	6	0	1	1	0	1	125	11	29	18	.333	14	0-0
29	Llord, Ian	D	18	4	3	7	16	0	0	0	1	0	78	5	12	10	.400	9	0-0
2	Dawson, Paul	D	18	3	3	6	30	0	0	0	0	0	62	15	16	15	.200	8	1-12
16	Evans, Dylan	D	18	3	3	6	11	0	0	0	0	0	72	8	6	24	.125	17	191-418
	X Van Every, Wayne	F	4	2	3	5	0	0	1	0	0	0	15	8	3	28	.071	18	0-0
73	Laszkiewicz, Luke	F	2	2	2	4	0	0	0	0	0	0	6	3	0	12	.167	7	0-0
51	Bomberry, Adam	D	6	2	1	3	7	1	0	0	0	0	22	5	4	3	.667	3	6-18
20	Suitor, Andrew	D	12	1	2	3	29	0	0	0	0	0	43	3	8	10	.100	9	0-2
13	Dance, Jordan	F	3	0	3	3	2	0	0	0	0	0	10	5	0	16	.000	8	0-0
18	Van Every, Torrey	F	3	2	0	2	0	0	0	0	0	0	4	5	0	10	.200	8	0-0
48	Vinc, Matt	G	16	0	2	2	0	0	0	0	0	0	16	0	0	1	.000	0	0-0
81	Hill, Marty	T	2	0	2	2	0	0	0	0	0	0	3	5	0	4	.000	3	0-0
	X Becker, Josh	F	2	0	2	2	0	0	0	0	0	0	10	3	1	8	.000	3	0-0
	X Jamieson, Cody	F	1	0	2	2	0	0	0	0	0	0	0	0	0	0	.000	0	0-0
	X Matthews, Joel	D	7	1	0	1	10	0	0	0	0	0	16	3	2	5	.200	3	0-0
	X Rae, John	D	5	1	0	1	19	0	0	0	0	0	9	2	1	4	.250	4	0-0
45	Magnan, Luc	D	13	0	1	1	4	0	0	0	0	0	47	10	7	3	.000	1	0-0
98	Young, Sean	T	6	0	0	0	0	0	0	0	0	0	15	3	2	0	.000	0	0-0
55	Goodleaf, Angus	G	5	0	1	1	0	0	0	0	0	0	2	0	0	0	.000	0	0-0
	X Ferreira, Tyler	T	4	0	1	1	5	0	0	0	0	0	19	7	2	16	.000	14	0-0
79	Smith, Sid	D	12	0	0	0	10	0	0	0	0	0	63	7	10	0	.000	0	1-1
	X Hill, Brayden	T	0	0	0	0	0	0	0	0	0	0	0	0	0	0	.000	0	0-0
	TOTALS:	-	18	175	244	419	272	31	53	6	7	7	1264	392	158	1281	.137	904	199-452

GOALTENDERS

#	GOALTENDER	GP	MIN	W	L	GA	GAA	SV	SV%
48	Vinc, Matt	18	902:06	6	9	171	11.37	592	.776
55	Goodleaf, Angus	18	180:47	1	2	36	11.95	118	.766
TOTALS:		18	-	7	11	209	11.61	710	.773

ROCHESTER KNIGHTHAWKS

REGULAR SEASON CAREER RECORDS

Games Played Name	GP No.	Assists Name	A No.	Faceoff Wins Name	FOW No.	Penalty Minutes Name	PIM No.	Goalie Minutes Name	MIN No.
Regy Thorpe	193	Shawn Williams	492	Dylan Evans	909	Regy Thorpe	385	Pat O'Toole	9119
Pat O'Toole	173	John Grant	461	Stephen Hoar	891	Casey Zaph	291	Matt Vinc 6571	
Shawn Williams	160	Cody Jamieson	329	Cory Bomberry	534	Scott Evans	279	Steve Dietrich	2530
John Grant	140	Dan Dawson	277	Regy Thorpe	344	Shawn Evans	279	Angus Goodleaf	609
Chris Schiller	138	Mike Accursi	222	Tim Soudan	316	John Grant	245	Derek General	486
Tim Soudan	125	Shawn Evans	220	Craig Point	199	Kyle Laverty	223	Pat Campbell	344
Sid Smith 120		Cory Bomberry	219	Tyler Burton	169	Mike Hasen	193	Aaron Bold	343
Matt Vinc 120		Duane Jacobs	185	Brad MacArthur	154	Paul Dawson	184	Derek Collins	189
Mike Hasen	114	Scott Evans	179	Brian Silcott	149	Chris Schiller	180	Phil Wetherup	187
Scott Campbell	113	Tim Soudan	161	Mac Allen 113		Andrew Turner	171		
						Pat McCready	171		
Goals Name	G No.	Points Name	PTS No.	Loose Balls Name	LB No.	Forced Turnovers Name	FT No.	Goalie Saves Name	Saves No.
John Grant	433	John Grant	894	Regy Thorpe	966	Sid Smith 117		Pat O'Toole	5754
Shawn Williams	309	Shawn Williams	801	John Grant	902	Brad Self 93		Matt Vinc 4264	
Cody Jamieson	199	Cody Jamieson	528	Steve Toll 826		Scott Campbell	85	Steve Dietrich	1749
Duane Jacobs	169	Dan Dawson	400	Shawn Williams	742	Ian Llord 61		Angus Goodleaf	379
Scott Evans	163	Mike Accursi	364	Chris Schiller	715	Paul Dawson	59	Derek General	339
Tim Soudan	155	Shawn Evans	363	Tim Soudan	665	Graeme Hossack	50	Aaron Bold	219
Cory Vitarelli	144	Duane Jacobs	354	Pat O'Toole	663	Scott Self 41		Pat Campbell	202
Shawn Evans	143	Scott Evans	342	Shawn Evans	594	Jon Sullivan	37	Phil Wetherup	119
Mike Accursi	142	Cory Bomberry	338	Mike Hasen	575	Mike Kirk 35		Derek Collins	116
Curt Malawsky	134	Tim Soudan	316	Brad Self 560		Dylan Evans	34		

PLAYOFF CAREER RECORDS

Games Played Name	GP No.	Assists Name	A No.	Faceoff Wins Name	FOW No.	Penalty Minutes Name	PIM No.	Goalie Minutes Name	MIN No.
Regy Thorpe	24	Cody Jamieson	41	Dylan Evans	111	Regy Thorpe	55	Pat O'Toole	1064
Pat O'Toole	18	Shawn Williams	37	Stephen Hoar	101	Pat McCready	20	Matt Vinc 866	
Scott Campbell	17	Joe Walters	37	Cory Bomberry	71	Mike Hasen	20	Steve Dietrich	354
Sid Smith 17		John Grant	35	Regy Thorpe	41	Cory Vitarelli	18		
Matt Vinc 17		Dan Dawson	27	Brian Silcott	33	Scott Ditzell	16		
Seven tied with:	16	Randy Mearns	26	Tim Soudan	32	Sid Smith 16			
		Tim Soudan	25	Tyler Burton	18	Scott Evans	15	Goalie Saves	Saves
		Pat O'Toole	22	Brad MacArthur	15	Chris Schiller	14	Name	No.
		Scott Evans	19	Matt Riter 11		John Grant	14	Pat O'Toole	687
		Cory Bomberry	18	Yul Baker 9		Andrew Turner	12	Matt Vinc 522	
						Curt Malawsky	12	Steve Dietrich	262
						Duane Jacobs	12	-	
Goals Name	G No.	Points Name	PTS No.	Loose Balls Name	LB No.	Forced Turnovers Name	FT No.		
John Grant	47	John Grant	82	Regy Thorpe	114	Brad Self 13			
Mike Accursi	28	Cody Jamieson	65	Brad Self 91		Scott Self 13			
Cody Jamieson	24	Shawn Williams	58	Pat O'Toole	83	Sid Smith 13			
Paul Gait 22		Joe Walters	49	Steve Toll 76	80	Dylan Evans	9		
Shawn Williams	21	Mike Accursi	43	Randy Mearns	76	Ian Llord 9			
Craig Point	21	Dan Dawson	42	Tim Soudan	72	Pat McCready	7		
Curt Malawsky	19	Craig Point	38	Sid Smith 67		Paul Dawson	7		
Stephen Keogh	18	Paul Gait 36		Chris Schiller	66	Scott Campbell	5		
Cory Vitarelli	17	Tim Soudan	36	Dylan Evans	66				
Duane Jacobs	16	Duane Jacobs	33						

ROCHESTER KNIGHTHAWKS

SINGLE SEASON RECORDS

Goals	G	Season	Penalty Minutes	PIM	Season
John Grant	54	2006	Kyle Lavery	83	2009
John Grant	52	2002	Scott Evans	79	2010
John Grant	51	2007	Paul Dawson	73	2015
John Grant	49	2005	Scott Ditzell	68	2007
John Grant	47	2008	Shawn Evans	63	2008
John Grant	46	2003	Shawn Evans	61	2010
Scott Evans	45	2007	Shawn Evans	59	2006
Shawn Williams	45	2004	Casey Zaph	59	2003
Scott Evans	44	2008	Scott Ditzell	58	2008
John Grant	42	2001	Casey Zaph	58	2005

Assists	A	Season	Faceoffs Won	FOW	Season
Cody Jamieson	72	2014	Stephen Hoar	240	2007
Dan Dawson	72	2014	Stephen Hoar	221	2006
Shawn Williams	67	2009	Dylan Evans	213	2015
Cody Jamieson	64	2016	Dylan Evans	205	2014
Dan Dawson	62	2015	Stephen Hoar	204	2008
Cody Jamieson	61	2013	Dylan Evans	191	2017
John Grant	60	2007	Dylan Evans	188	2016
John Grant	56	2005	Brad MacArthur	148	2001
Cody Jamieson	56	2015	Cory Bomberly	119	2003
Shawn Williams	55	2x, last 2008	Stephen Hoar	116	2005
Dan Dawson	55	2016			

Points	Pts	Season	Forced Turnovers	FT	Season
John Grant	111	2007	Sid Smith	30	2015
Cody Jamieson	108	2014	Graeme Hossack	29	2017
John Grant	105	2005	Scott Campbell	24	2014
John Grant	105	2002	Brad Self	24	2015
John Grant	99	2003	Scott Self	21	2014
Cody Jamieson	99	2016	Graeme Hossack	21	2016
John Grant	97	2006	Brad Self	20	2012
Dan Dawson	95	2016	Sid Smith	20	2016
Shawn Williams	93	2009	Brad Self	18	2014
John Grant	92	2008	Brad Self	18	2016
Cody Jamieson	92	2015			

Loose Balls	LB	Season	Saves	Svs	Season
Steve Toll	178	2009	Matt Vinc	662	2013
Steve Toll	177	2007	Matt Vinc	655	2015
Steve Toll	166	2008	Pat O'Toole	598	2006
Steve Toll	153	2010	Matt Vinc	595	2014
Pat O'Toole	151	2003	Matt Vinc	592	2016
Brad Self	133	2015	Matt Vinc	592	2017
Brad Self	131	2014	Matt Vinc	585	2011
Dylan Evans	129	2014	Matt Vinc	583	2012
Dylan Evans	126	2015	Pat O'Toole	579	2005
Derek Malawsky	125	2004	Pat O'Toole	572	2002
Graeme Hossack	125	2017			

ROCHESTER KNIGHTHAWKS

ALL-TIME RECORDS VS. OPPONENTS

	REGULAR SEASON									PLAYOFFS								
	ROAD			HOME			OVERALL			ROAD			HOME			OVERALL		
	GP	W	L	GP	W	L	GP	W	L	GP	W	L	GP	W	L	GP	W	L
Buffalo	29	14	15	33	22	11	62	36	26	6	3	3	6	5	1	12	8	4
Calgary	6	3	3	6	4	2	12	7	5	1	0	1	2	2	0	3	2	1
Colorado	17	7	10	12	7	5	29	14	15	2	1	1	-	-	-	2	1	1
(as Colorado)	10	4	6	5	2	3	15	6	9									
(as Was. Power)	2	0	2	1	1	0	3	1	2									
(as Pit. C.Fire)	1	1	0	1	1	0	2	2	0									
(as Baltimore)	4	2	2	5	3	2	9	5	4	2	1	1	-	-	-	2	1	1
Georgia	14	8	6	13	8	5	27	16	11	-	-	-	1	1	0	1	1	0
(as Georgia)	3	2	1	3	0	3	6	2	4									
(as Minnesota)	11	6	5	10	8	2	21	14	7	-	-	-	1	1	0	1	1	0
NE Black Wolves	29	15	14	29	22	7	58	37	21	3	1	2	2	2	0	5	3	2
(as NE Black Wolves)	6	2	4	5	4	1	11	6	5	-	-	-	-	-	-	-	-	-
(as Philadelphia)	23	13	10	24	18	6	47	31	16	3	1	2	2	2	0	5	3	2
Saskatchewan	5	0	5	7	1	6	12	1	11	-	-	-	1	1	0	1	1	0
(as Saskatchewan)	2	0	2	2	0	2	4	0	4									
(as Edmonton)	3	0	3	5	1	4	8	1	7	-	-	-	1	1	0	1	1	0
Toronto	26	10	16	27	20	7	53	30	23	7	1	6	4	3	1	11	4	7
(as Toronto)	25	9	16	26	19	7	51	28	23	7	1	6	4	3	1	11	4	7
(as Ontario)	1	1	0	1	1	0	2	2	0									
Vancouver Stealth	11	8	3	10	8	2	21	16	5	2	1	1	-	-	-	2	1	1
(as Van. Stealth)	2	2	0	2	2	0	4	4	0									
(as Was.Stealth)	3	1	2	2	2	0	5	3	2	1	1	0	-	-	-	1	1	0
(as San Jose)	3	2	1	2	1	1	5	3	2									
(as Albany)	3	3	0	4	3	1	7	6	1	1	0	1	-	-	-	1	0	1
Anaheim	2	1	1	1	0	1	3	1	2									
(as Anaheim)	2	1	1	-	-	-	2	1	1									
(as NJ Storm)	-	-	-	1	0	1	1	0	1									
Arizona	3	2	1	6	5	1	9	7	2	1	1	0	-	-	-	1	1	0
(as Arizona)	1	0	1	3	2	1	4	2	2	1	1	0	-	-	-	1	1	0
(as Columbus)	2	2	0	3	3	0	5	5	0									
Boston	4	2	2	3	2	1	7	4	3									
Chicago	2	2	0	2	1	1	4	3	1									
Montreal	1	1	0	1	1	0	2	2	0									
New England	3	0	3	2	1	1	5	1	4	-	-	-	1	1	0	1	1	0
New York Saints	7	5	2	7	4	3	14	9	5									
Orlando	4	1	3	5	2	3	9	3	6	1	0	1	-	-	-	1	0	1
(as Orlando)	1	0	1	1	0	1	2	0	2									
(as NY Titans)	3	1	2	4	2	2	7	3	4	1	0	1	-	-	-	1	0	1
Ottawa	5	4	1	4	4	0	9	8	1									
(as Ottawa)	2	2	0	1	1	0	3	3	0									
(as Syracuse)	3	2	1	3	3	0	6	5	1									
Portland	1	1	0	1	1	0	2	2	0									
Vancouver Ravens	1	1	0	1	0	1	2	1	1	-	-	-	1	1	0	1	1	0

ROCHESTER KNIGHTHAWKS

ALL-TIME DRAFT HISTORY

2017 Entry Draft

Rd(overall)	Player Chosen
1(2)	Jake Withers
1(5)	Austin Shanks
1(6)	Eric Fannell
2(14)	Adam Perroni
5(44)	Trevor Stacey
6(52)	Kessler Doolittle

2016 Entry Draft

Rd(overall)	Player Chosen
1(6)	Josh Currier
1(7)	Kyle Jackson
2(16)	Dan Lomas
4(34)	Tyler Albrecht
5(43)	Luke Laszkiewicz
6(51)	Brine Rice

2015 Entry Draft

Rd(overall)	Player Chosen
1(2)	Graeme Hossack
1(9)	Brad Gillies
2(14)	Derek Searle
2(16)	Adam Bomberly
3(26)	John St. John
4(38)	Greg Longboat

2014 Entry Draft

Rd(overall)	Player Chosen
1(2)	Jeremy Noble
3(27)	Brier Jonathan
4(37)	Ian Martin
5(46)	Anthony Patterson
6(55)	Zach Williams

2013 Entry Draft

Rd(overall)	Player Chosen
3(27)	Mark White
4(37)	Taylor Northway
5(46)	Zac Reid
6(55)	Brandon Styres

2012 Entry Draft

Rd(overall)	Player Chosen
3(26)	Robbie Campbell
3(29)	Cody Hawkins
4(38)	Matt Hummel
5(47)	Chris Atwood
6(56)	Cody McLeod

2011 Entry Draft

Rd(overall)	Player Chosen
1(2)	Stephen Keogh
1(5)	Johnny Powless
2(10)	Joel White
3(23)	Kyle Andrews
4(32)	Shane Carter
5(36)	Aaron Tackaberry
5(40)	Cal Kitson
6(45)	Kraig Maracle
6(49)	Grant Catalino

2011 Dispersal Draft (BOS)

Rd(overall)	Player Chosen
1(5)	Mike Kirk
2(14)	Casey Powell
3(23)	Jack Reid
4	Pass

2010 Entry Draft

Rd(overall)	Player Chosen
1(1)	Cody Jamieson
1(5)	Jarret Davis
2(12)	Josh Ruys
3(24)	Scott Johnson
5(44)	Marty Hill

2010 Dispersal Draft

Rd(overall)	Player Chosen
1(3)	Jordan Hall
2(2)	Dan Hardy
3(23)	Kenny Nims
4(33)	Mike Evans
5(40)	Bobby Horsey

2009 Entry Draft

Rd(overall)	Player Chosen
1(1)	Sid Smith
1(2)	Ilija Gajic
2(18)	Holdon Vyse
3(28)	Brendan Doran
3(34)	Ryan Hoff
5(47)	Dan Groot
6(57)	Brandon Corp

2009 Dispersal Draft

Rd(overall)	Player Chosen
2(17)	Dan Stroup
3(28)	Pass

2008 Entry Draft

Rd(overall)	Player Chosen
2(18)	Joel McCready
3(29)	Kyle Guadagnolo
3(30)	Brendan Loftus
4(41)	Jesse Guerin
5(54)	Logan Kane
6(67)	Mitch Nanticoke

2008 Dispersal Draft (CHI)

Rd(overall)	Player Chosen
1(4)	Mike Kirk
2(16)	Bobby McBride
3(24)	Craig Robinson
4(25)	Pat Saunders
5(26)	Brock Boyle

2008 Dispersal Draft (AZ)

Rd(overall)	Player Chosen
1(5)	Lindsay Plunkett
2(18)	Matt Brown

2007 Entry Draft

Rd(overall)	Player Chosen
1(8)	Mat MacLeod
1(14)	Andrew Potter
5(70)	Lucas Miller
6(83)	Chad Amidon
6(84)	Cody Richardson

2007 Dispersal Draft

Rd(overall)	Player Chosen
1(12)	Jack Reid
2(13)	Matt Lyons
3(36)	Alex Smith

2006 Entry Draft

Rd(overall)	Player Chosen
1(10)	Jack Reid
2(22)	Ashton McLean
3(38)	Matt Currie
4(48)	Greg Gurenlian
5(61)	Cory Vitarelli
6(74)	Kyle Hagel
6(75)	Dave Thering

2005 Entry Draft

Rd(overall)	Player Chosen
1(2)	Shawn Evans
2(12)	Scott Ditzell
3(26)	Jonathan Durno
4(41)	Ryan Dryburgh
5(52)	Greg McIntyre

2005 Dispersal Draft

Rd(overall)	Player Chosen
1(8)	Cam Bergman

2004 Entry Draft

Rd(overall)	Player Chosen
1(8)	Mike Morrison
3(26)	Sean Lindsay
4(32)	Danny Walters
4(37)	Matt Moulson
5(49)	T.J. Rogers
6(60)	Justin Wahl

2004 Dispersal Draft

Rd(overall)	Player Chosen
1(5)	Chris McKay
2(15)	Peter Morgan

From
Syracuse University
Denver University
Six Nations, ON
Brampton, ON
University of Notre Dame
University of Maryland
Colgate University

From
Cornell University
Syracuse University
Syracuse University
Peterborough, ON
Onondaga C.C.
Six Nations, ON

From
Orangeville, ON
St. Catharines, ON
Six Nations, ON
Nazareth College
Orangeville, ON

From
University of Massachusetts
Elmira College
Peterborough, ON
Penn State University
Peterborough, ON
Oakville, ON
RIT

From
Bellarmino University
Syracuse University
Brooklin, ON
Kitchener, ON
Peterborough, ON

From
Brooklin, ON
Syracuse University
Brampton, ON
Mississauga, ON
Nazareth College
Nazareth College

2003 Entry Draft

Rd(overall)	Player Chosen
1(5)	Scott Evans
2(16)	Buck Stobert
3(26)	Tim Booth
3(32)	Kevin Cassese
4(37)	Solomon Bliss
5(47)	Jon Sullivan
6(57)	Chris Rotelli
7(67)	Kevin Eansor
8(78)	Mike Mollot

2003 Dispersal Draft

Rd(overall)	Player Chosen
1(10)	Mat Giles
2(21)	Shawn Zettel

2002 Entry Draft

Rd(overall)	Player Chosen
1(11)	Peter Benedict
2(18)	Ryan Avery
2(22)	Steve Jennings
2(23)	Steve Hoar
3(32)	John Glatzel
4(47)	Corey Graziano
5(59)	Chad DeBolt
6(71)	Marvin Barr
7(83)	Nick Reed
8(95)	Brandon Cullen
9(107)	Asher Flaum

2001 Entry Draft

Rd(overall)	Player Chosen
1(11)	Ted Jenner
2(23)	Sean Wilkins
3(37)	Eric Wedin
4(50)	Paul Sallie
5(63)	Eric Goodberlet
7(89)	Joel Cocarell
8(102)	Justin Kohlbrenner
9(115)	Dan Stessen

2000 Entry Draft

Rd(overall)	Player Chosen
1(8)	Lindsay Plunkett
2(11)	Josh Sims
2(17)	Sean Steinwald
3(23)	Marc Landriault
3(26)	Scott Urlick
4(34)	Jeff Franey
4(35)	Kevin Howard
5(44)	Craig Whipple
6(53)	Chris Corcoran
7(62)	Patrick Sullivan
8(71)	Ron Cogan
9(80)	Rick Boza

1999 Entry Draft

Rd(overall)	Player Chosen
1	John Grant Jr
1	Ben Hunt
4	Billy Serino
6	Travis Johnson
7	Joe Tuschong
8	Chris Nadelen
9	Marc Heagney

1998 Entry Draft

Rd(overall)	Player Chosen
1	Casey Powell
1	Brad MacArthur
2	Andrew Turner
3	Anthony Cosmo
3	Brandon Piccarreto
4	Mike Ferruci
5	Peter Morgan
5	Kevin Stewardson
6	Tom Hajek
7	Ira Vanterpool
8	David Robinson
9	Gary Rosyski

1997 Entry Draft

Rd(overall)	Player Chosen
2	Josh Sanderson
3	Kevin Dance
4	Bob Fisher St.
5	Pat Cougevan
6	Dan Garrett
7	Phillip Sanderson
8	Rory Thorpe
9	Matt Kerwick

From
Peterborough, ON
Victoria, BC
Hobart College
Duke University
Syracuse University
St. Catharines, ON
University of Virginia
University of Rhode Island
University of Maryland

From
Onondaga C.C.
Burlington, ON
Orangeville, ON
Whitby, ON
Syracuse, ON
Toronto, ON
Notre Dame
Clarington, ON
Toronto, ON
St. Catharines, ON
Syracuse University

From
Mercyhurst College
RIT
Johns Hopkins University
Whitby, ON
Nazareth College
Peterborough, ON
LeMoyne College
Syracuse University

From
Burnaby, BC
Princeton University
Cornell University
Burlington, ON
Georgetown University
Elmira College
Orangeville, ON
RIT
Nazareth College
Elmira College
Six Nations, ON
Canisius College

From
University of Delaware
Rochester Int. of Tech.
Nazareth College
Rochester Int. of Tech.
Rochester Int. of Tech.
Nazareth College
Rochester Int. of Tech.

From
Syracuse University
Brooklin, ON
St. Catharines, ON
Burnaby, BC
Nazareth College
Harvard University
Port Coquitlam, BC
Maple Ridge, BC
St. Catharines, BC
Syracuse University
Orangeville, ON
Brooklin, ON

From
Orangeville, ON
Brampton, ON
Catharines, ON
Syracuse University
Nazareth College
Orangeville, ON
Syracuse University
Hobart College

ROCHESTER KNIGHTHAWKS

ALL-TIME DRAFT HISTORY

1996 Entry Draft

Rd(overall)	Player Chosen	From
1	Cory Bomberly	Six Nations, ON
2	Colin Doyle	Kitchener, ON
3	Neal Powless	Nazareth College
4	Terry Goetz	Nazareth College
5	Ben Wineburg	

1995 Entry Draft

Rd(overall)	Player Chosen	From
1	Derek Collins	Scarborough, ON
2	Roy Colsey	Syracuse University
3	John Brady	Rochester Inst. Of Tech
4	Mark Fietta	Syracuse University
5	Matt Hunt	Rochester Inst. Of Tech.

1994 Entry Draft

Rd(overall)	Player Chosen	From
1	Cam Bomberly	Nazareth College
2	Dallas Squire	McMaster
3	Matt Riter	Syracuse University
4	Jeremy Hollenbeck	Nazareth College
5	Dom Fin	Syracuse University



ROCHESTER KNIGHTHAWKS

ALL-TIME COACHING HISTORY

Season	Coach	Regular Season			Playoffs		
		Won	Lost	Win Pct.	Won	Lost	Win Pct.
1995	Powless, Barry	4	4	.500	1	1	.500
1996	Powless, Barry	6	4	.600	0	1	.000
1997	Powless, Barry	5	5	.500	2	0	1.000
	Total	15	13	.536	3	2	.600
1998	Day, Paul	6	6	.500	0	1	.000
1999	Day, Paul	8	4	.667	1	1	.500
2000	Day, Paul	8	4	.667	1	1	.500
2001	Day, Paul	10	4	.714	0	1	.000
2002	Day, Paul	13	3	.813	1	1	.500
2003	Day, Paul	12	4	.750	1	1	.500
2004	Day, Paul	8	8	.500	0	1	.000
2005	Day, Paul	10	6	.625	1	1	.500
	Total	75	39	.658	5	8	.385
2006	Comeau, Ed	9	7	.563	1	1	.500
2007	Comeau, Ed	14	2	.875	3	0	1.000
2008	Comeau, Ed	8	8	.500	-	-	-
	Total	31	17	.646	4	1	.800
2009	Gait, Paul	7	9	.438	0	1	.000
2010	Gait, Paul	7	9	.438	-	-	-
	Total	14	18	.438	0	1	.000
2011	Hasen, Mike	10	6	.625	0	1	.000
2012	Hasen, Mike	7	9	.438	3	0	1.000
2013	Hasen, Mike	8	8	.500	3	0	1.000
2014	Hasen, Mike	14	4	.778	4	2	.667
2015	Hasen, Mike	12	6	.667	2	2	.500
2016	Hasen, Mike	7	11	.389	-	-	-
2017	Hasen, Mike	7	11	.389	-	-	-
	Total	65	55	.542	12	5	.706
	Grand Total	200	142	.585	24	17	.585



ROCHESTER KNIGHTHAWKS

ALL-TIME SCHEDULE & RESULTS

1995 Season

Date	Opponent	Result
1/7/1995	vs. NY Saints	W 12-8
1/14/1995	vs. Baltimore	W 16-13
1/20/1995	@ Philadelphia	L 17-18
1/28/1995	@ Boston	L 9-11
2/11/1995	@ Baltimore	L 10-14
2/18/1995	vs. Boston	L 8-11
2/25/1995	@ Buffalo	W 13-8
3/5/1995	vs. Buffalo	W 12-11
3/26/1995	vs. Boston	W 10-8*
4/8/1995	@ Philadelphia	L 14-15*\$

1996 Season

Date	Opponent	Result
1/6/1996	vs. NY Saints	W 17-11
1/13/1996	@ NY Saints	L 14-15
1/20/1996	vs. Charlotte	W 15-10
1/27/1996	@ Boston	L 9-12
2/2/1996	@ Philadelphia	L 14-17
2/10/1996	vs. Buffalo	L 9-14
2/17/1996	vs. Philadelphia	W 18-15
3/9/1996	vs. Baltimore	W 18-17
3/16/1996	@ Buffalo	W 17-14
3/23/1996	@ Charlotte	W 17-12
4/6/1996	@ Buffalo	L 10-18*

1997 Season

Date	Opponent	Result
1/4/1997	@ Buffalo	W 19-17
1/11/1997	vs. NY Saints	L 12-14
1/18/1997	@ NY Saints	L 12-13
1/24/1997	vs. Boston	W 21-11
1/25/1997	@ Baltimore	W 18-16
2/9/1997	@ Philadelphia	W 17-12
2/15/1997	vs. Buffalo	L 15-16
3/1/1997	@ Boston	L 11-12
3/22/1997	vs. Baltimore	W 22-11
3/29/1997	vs. Philadelphia	L 9-13
4/5/1997	@ Philadelphia	W 15-13*
4/12/1997	@ Buffalo	W 15-12*\$

1998 Season

Date	Opponent	Result
1/3/1998	@ Ontario	W 15-14
1/10/1998	vs. Syracuse	W 17-12
1/16/1998	@ NY Saints	W 11-9
1/17/1998	@ Syracuse	L 12-14
1/31/1998	vs. Buffalo	W 15-6
2/7/1998	vs. Ontario	W 14-9
2/20/1998	@ Buffalo	L 15-16
2/28/1998	@ Baltimore	W 15-14
3/14/1998	vs. NY Saints	L 10-16
3/28/1998	@ Philadelphia	L 12-13
4/4/1998	vs. Philadelphia	L 19-20
4/11/1998	vs. Baltimore	L 13-16
4/19/1998	@ Baltimore	L 14-15*

1999 Season

Date	Opponent	Result
12/26/1998	vs. NY Saints	L 11-12
1/2/1999	@ Baltimore	L 13-20
1/22/1999	@ Philadelphia	W 15-12
1/23/1999	vs. Syracuse	W 20-13
1/29/1999	@ Toronto	L 9-16
2/6/1999	vs. Toronto	W 11-10
2/26/1999	@ Syracuse	W 17-15
3/13/1999	@ NY Saints	W 20-15
3/20/1999	@ Buffalo	W 17-11
3/27/1999	vs. Baltimore	L 11-14
4/3/1999	vs. Buffalo	W 15-13
4/10/1999	vs. Philadelphia	W 10-9
4/17/1999	@ Baltimore	W 14-12*
4/23/1999	@ Toronto	L 10-13*\$

2000 Season

Date	Opponent	Result
1/8/2000	@ Syracuse	W 16-6
1/15/2000	vs. PIT CrosseFire	W 18-14
1/29/2000	@ Philadelphia	L 12-15
2/5/2000	vs. Toronto	W 14-9
2/11/2000	@ Toronto	L 10-11
2/18/2000	@ Buffalo	L 14-18
2/26/2000	vs. Albany	L 15-17
3/10/2000	@ PIT CrosseFire	W 17-12
3/18/2000	vs. Buffalo	W 16-13
3/31/2000	@ NY Saints	W 12-10
4/1/2000	vs. Syracuse	W 23-10
4/15/2000	vs. Philadelphia	W 20-14
4/21/2000	@ Buffalo	W 15-11*
5/6/2000	@ Toronto	L 13-14*\$

2001 Season

Date	Opponent	Result
12/30/2000	vs. Philadelphia	L 16-17
1/7/2001	@ Washington Power	L 16-18
1/12/2001	@ NY Saints	W 14-13
1/20/2001	@ Albany	W 12-11
1/27/2001	vs. NY Saints	W 21-12
2/3/2001	@ Philadelphia	L 12-14
2/17/2001	vs. Toronto	W 12-7
2/24/2001	vs. Columbus	W 18-6
3/2/2001	@ Ottawa	W 17-11
3/17/2001	vs. Washington Power	W 13-11
3/25/2001	@ Buffalo	W 10-9
3/31/2001	vs. Buffalo	W 19-12
4/5/2001	@ Toronto	L 4-11
4/7/2001	vs. Albany	W 14-7
4/20/2001	@ Philadelphia	L 11-12*

2002 Season

Date	Opponent	Result
11/24/2001	vs. Albany	W 22-16
12/1/2001	@ Washington Power	L 12-13
12/15/2001	vs. Philadelphia	W 15-10
12/21/2001	@ Ottawa	W 14-10
12/29/2001	vs. Calgary	W 14-13
1/5/2002	@ Buffalo	W 22-11
1/12/2002	@ Albany	W 17-14
1/19/2002	vs. Columbus	W 24-9
1/26/2002	@ Toronto	L 9-14
2/1/2002	@ Philadelphia	L 13-21
2/9/2002	vs. Montreal	W 13-10
2/17/2002	@ Montreal	W 21-16
2/23/2002	vs. NY Saints	W 20-9
3/9/2002	vs. Buffalo	W 12-7
3/16/2002	vs. Toronto	W 16-14
3/22/2002	@ Columbus	W 14-13
3/30/2002	vs. Vancouver Ravens	W 11-10*
4/6/2002	@ Albany	L 10-14*

2003 Season

Date	Opponent	Result
12/28/2002	vs. NJ Storm	L 11-13
1/12/2003	@ Vancouver Ravens	W 18-11
1/18/2003	vs. Vancouver Ravens	L 14-15
1/25/2003	@ NY Saints	W 18-17
2/1/2003	vs. Albany	W 12-9
2/2/2003	@ Albany	W 14-13
2/8/2003	@ Philadelphia	W 12-9
2/15/2003	vs. Columbus	W 12-5
2/22/2003	@ Toronto	L 10-11
2/28/2003	vs. Ottawa	W 13-7
3/7/2003	@ Buffalo	L 10-12
3/14/2003	vs. Toronto	W 13-10
3/21/2003	@ Colorado	W 16-12
3/23/2003	@ Columbus	W 11-10
3/29/2003	vs. Buffalo	W 18-9
4/12/2003	vs. Philadelphia	W 12-10
4/26/2003	vs. Buffalo	W 16-13*
5/3/2003	vs. Toronto	L 6-8*\$

2004 Season

Date	Opponent	Result
12/27/2003	vs. Philadelphia	L 7-13
1/3/2004	@ Buffalo	L 11-12
1/10/2004	vs. Toronto	W 13-8
1/17/2004	@ Philadelphia	W 17-11
1/31/2004	vs. Toronto	W 11-10
2/6/2004	@ Buffalo	L 9-10
2/14/2004	vs. San Jose	W 10-9
2/28/2004	vs. Buffalo	W 13-12
3/5/2004	@ Anaheim	L 10-13
3/6/2004	@ Arizona	L 4-14
3/12/2004	@ Toronto	L 9-13
3/13/2004	vs. Colorado	L 12-18
3/20/2004	vs. Buffalo	W 13-12
3/27/2004	@ Philadelphia	L 8-12
4/3/2004	vs. Philadelphia	W 12-8
4/9/2004	@ Toronto	W 13-11
4/17/2004	vs. Buffalo	L 9-13*

ROCHESTER KNIGHTHAWKS

ALL-TIME SCHEDULE & RESULTS

2005 Season

Date	Opponent	Result
1/1/2005	vs. Minnesota	L 11-12
1/15/2005	vs. Arizona	L 8-9
1/22/2005	@ Anaheim	W 15-11
1/28/2005	@ Toronto	W 15-6
1/29/2005	vs. Toronto	W 12-11
2/12/2005	vs. Philadelphia	W 16-15
2/18/2005	@ Philadelphia	W 14-13
2/19/2005	vs. Buffalo	L 7-11
2/25/2005	@ Toronto	L 9-15
3/12/2005	@ Philadelphia	W 13-12
3/19/2005	vs. Buffalo	W 12-11
3/25/2005	@ Minnesota	L 11-12
3/26/2005	vs. Minnesota	W 20-11
4/1/2005	@ Buffalo	L 9-11
4/8/2005	@ San Jose	W 8-7
4/15/2005	vs. Colorado	W 13-12
4/23/2005	@ Buffalo	W 19-14*
4/29/2005	@ Toronto	L 10-12*

2006 Season

Date	Opponent	Result
1/7/2006	@ Colorado	L 11-12
1/14/2006	vs. Toronto	W 14-9
1/21/2006	@ Minnesota	W 12-6
1/28/2006	vs. Buffalo	W 11-10
1/29/2006	@ Minnesota	W 10-9
2/10/2006	@ Toronto	L 10-11
2/11/2006	vs. Arizona	W 16-14
2/18/2006	vs. San Jose	L 12-13
3/4/2006	@ Portland	W 18-16
3/10/2006	vs. Philadelphia	W 17-8
3/11/2006	@ Philadelphia	L 12-16
3/18/2006	vs. Buffalo	L 13-14
3/25/2006	@ Buffalo	L 13-18
4/1/2006	@ Philadelphia	L 7-8
4/8/2006	vs. Minnesota	W 10-9
4/15/2006	vs. Toronto	W 10-7
4/22/2006	vs. Toronto	W 16-8*
4/29/2006	@ Buffalo	L 10-15*

2007 Season

Date	Opponent	Result
12/30/2006	@ Colorado	L 15-20
1/5/2007	@ San Jose	W 14-11
1/13/2007	vs. Toronto	W 10-6
1/19/2007	@ Minnesota	L 10-11
1/20/2007	@ Toronto	W 19-15
1/27/2007	vs. NY Titans	W 22-18
2/3/2007	vs. Chicago	W 13-8
2/17/2007	vs. Portland	W 18-12
2/24/2007	vs. Arizona	W 19-16
3/3/2007	@ Philadelphia	W 14-13
3/17/2007	@ Chicago	W 15-12
3/24/2007	@ NY Titans	W 21-15
3/31/2007	vs. Philadelphia	W 12-10
4/7/2007	vs. Minnesota	W 19-9
4/13/2007	@ Buffalo	W 14-10
4/14/2007	vs. Buffalo	W 14-8
4/20/2007	vs. Toronto	W 10-6*
4/27/2007	vs. Buffalo	W 14-13*
5/12/2007	@ Arizona	W 13-11*\$

2008 Season

Date	Opponent	Result
1/11/2008	@ Buffalo	W 12-9
1/12/2008	vs. Buffalo	L 9-14
1/18/2008	@ Philadelphia	L 14-15
1/26/2008	vs. Minnesota	L 17-18
2/9/2008	vs. Toronto	W 11-4
2/16/2008	vs. Calgary	W 15-12
2/23/2008	vs. NY Titans	L 11-14
3/1/2008	@ Chicago	W 18-8
3/15/2008	@ Edmonton	L 9-10
3/22/2008	vs. Chicago	L 11-12
3/29/2008	vs. Philadelphia	W 20-12
4/3/2008	@ Colorado	L 8-11
4/5/2008	@ Toronto	W 9-6
4/12/2008	vs. Buffalo	W 11-6
4/19/2008	@ Minnesota	W 11-8
4/26/2008	@ NY Titans	L 11-12

2009 Season

Date	Opponent	Result
1/10/2009	vs. Philadelphia	L 13-16
1/16/2009	@ Buffalo	L 6-23
1/18/2009	@ San Jose	L 6-16
1/24/2009	vs. NY Titans	L 7-8
1/31/2009	vs. Toronto	W 13-11
2/15/2009	@ NY Titans	L 9-15
2/21/2009	vs. NY Titans	W 15-7
2/28/2009	vs. Toronto	W 18-10
3/14/2009	vs. Buffalo	W 15-14
3/21/2009	@ Toronto	L 10-16
3/28/2009	vs. Boston	W 11-10
4/3/2009	@ Colorado	W 12-8
4/4/2009	@ Calgary	L 9-12
4/10/2009	@ Buffalo	L 9-13
4/11/2009	@ Boston	L 5-10
4/18/2009	vs. Philadelphia	W 11-8
5/1/2009	@ NY Titans	L 10-11*

2010 Season

Date	Opponent	Result
1/9/2010	vs. Buffalo	W 10-5
1/16/2010	@ Buffalo	W 13-11
1/23/2010	@ Toronto	L 3-17
1/29/2010	@ Orlando	L 8-13
1/30/2010	vs. Toronto	W 16-8
2/6/2010	@ Boston	L 8-14
2/13/2010	vs. Boston	W 11-9
2/20/2010	@ Philadelphia	W 12-6
2/27/2010	vs. Edmonton	L 11-12
3/13/2010	vs. Orlando	L 4-9
3/27/2010	vs. Buffalo	L 7-14
4/3/2010	vs. Calgary	L 9-11
4/9/2010	@ Minnesota	W 12-11
4/10/2010	vs. Philadelphia	W 15-12
4/16/2010	@ Toronto	L 7-15
4/24/2010	@ Washington Stealth	L 9-14

2011 Season

Date	Opponent	Result
1/8/2011	@ Minnesota	W 11-10
1/15/2011	vs. Toronto	L 9-12
1/22/2011	@ Boston	W 11-10
1/29/2011	vs. Boston	L 7-16
2/5/2011	vs. Philadelphia	W 11-6
2/12/2011	vs. Minnesota	W 12-10
2/18/2011	@ Toronto	L 5-10
2/19/2011	vs. Toronto	L 6-13
2/26/2011	vs. Edmonton	W 13-9
3/5/2011	@ Buffalo	L 8-11
3/26/2011	vs. Philadelphia	W 13-10
4/2/2011	@ Boston	W 19-8
4/9/2011	vs. Buffalo	L 8-9
4/10/2011	@ Philadelphia	W 10-6
4/16/2011	@ Washington Stealth	W 18-10
4/23/2011	@ Buffalo	W 15-9
5/1/2011	@ Toronto	L 8-10*

2012 Season

Date	Opponent	Result
1/14/2012	@ Philadelphia	W 22-12
1/21/2012	vs. Buffalo	L 9-12
1/27/2012	@ Toronto	L 11-13
1/28/2012	@ Colorado	L 11-14
2/4/2012	vs. Minnesota	W 16-14
2/12/2012	@ Minnesota	L 6-9
2/18/2012	vs. Washington Stealth	W 15-12
2/24/2012	@ Toronto	L 12-16
3/3/2012	@ Philadelphia	W 11-8
3/10/2012	vs. Buffalo	W 13-10
3/24/2012	vs. Toronto	L 7-13
3/31/2012	vs. Colorado	L 12-16
4/6/2012	@ Calgary	L 14-15
4/14/2012	vs. Calgary	W 14-12
4/21/2012	@ Buffalo	L 9-14
4/28/2012	vs. Philadelphia	W 9-7
5/4/2012	vs. Philadelphia	W 14-13*
5/12/2012	@ Toronto	W 17-13*
5/19/2012	vs. Edmonton	W 9-6*\$

2013 Season

Date	Opponent	Result
1/5/2013	@ Washington Stealth	L 12-13
1/19/2013	vs. Buffalo	L 13-14
1/26/2013	vs. Toronto	L 7-11
2/2/2013	vs. Washington Stealth	W 7-6
2/8/2013	@ Philadelphia	W 20-10
2/9/2013	@ Buffalo	W 15-7
2/16/2013	vs. Buffalo	L 6-10
2/23/2013	vs. Philadelphia	L 8-10
3/2/2013	@ Colorado	W 12-11
3/16/2013	vs. Edmonton	L 9-11
3/30/2013	vs. Toronto	W 12-8
4/6/2013	vs. Philadelphia	W 14-7
4/7/2013	@ Toronto	L 9-10
4/13/2013	@ Calgary	W 15-14
4/14/2013	@ Edmonton	L 10-14
4/20/2013	@ Buffalo	W 10-9
4/27/2013	vs. Philadelphia	W 10-8*
5/4/2013	vs. Minnesota	W 12-10*
5/11/2013	@ Washington Stealth	W 11-10*\$

ROCHESTER KNIGHTHAWKS

ALL-TIME SCHEDULE & RESULTS

2014 Season

Date	Opponent	Result
12/28/2013	vs. Minnesota	W 8-6
1/11/2014	vs. Philadelphia	W 13-9
1/18/2014	vs. Toronto	W 12-8
1/25/2014	@ Buffalo	L 10-11
2/1/2014	@ Edmonton	L 7-8
2/8/2014	vs. Buffalo	W 9-6
2/15/2014	@ Toronto	W 17-9
2/22/2014	@ Calgary	L 10-11
3/1/2014	@ Colorado	W 11-9
3/8/2014	vs. Philadelphia	W 13-8
3/15/2014	@ Toronto	W 17-12
3/16/2014	@ Philadelphia	W 11-7
3/29/2014	vs. Edmonton	L 11-15
4/4/2014	@ Minnesota	W 15-14
4/5/2014	vs. Minnesota	W 12-9
4/12/2014	vs. Vancouver Stealth	W 10-7
4/19/2014	vs. Buffalo	W 8-4
4/26/2014	@ Buffalo	W 16-14
5/10/2014	@ Buffalo	L 8-12*
5/17/2014	vs. Buffalo	W 13-8*
5/17/2014	vs. Buffalo	W 2-1*rm
5/24/2014	@ Calgary	L 7-10*\$
5/31/2014	vs. Calgary	W 16-10*\$
5/31/2014	vs. Calgary	W 3-2*\$m

2015 Season

Date	Opponent	Result
1/3/2015	vs. Toronto	L 12-13
1/10/2015	@ NE Black Wolves	L 7-17
1/24/2015	vs. Toronto	W 8-6
1/31/2015	vs. Buffalo	W 17-11
2/6/2015	@ Minnesota	L 6-7
2/14/2015	@ Buffalo	W 15-10
2/15/2015	@ NE Black Wolves	W 15-10
2/21/2015	vs. Buffalo	W 13-12
2/28/2015	vs. Calgary	W 12-11
3/14/2015	@ Calgary	W 13-7
3/28/2015	vs. Edmonton	L 3-16
4/3/2015	@ Toronto	W 11-7
4/4/2015	vs. Minnesota	W 10-2
4/11/2015	vs. Colorado	W 14-5
4/17/2015	@ Colorado	L 10-11
4/18/2015	@ Vancouver Stealth	W 13-9
4/25/2015	vs. NE Black Wolves	W 14-6
5/2/2015	@ Minnesota	L 12-13
5/8/2015	vs. Buffalo	W 14-11*
5/16/2015	vs. Toronto	W 10-9*
5/23/2015	@ Toronto	L 8-11*
5/23/2015	@ Toronto	L 2-8*m

2016 Season

Date	Opponent	Result
1/9/2016	vs. Colorado	L 14-16
1/14/2016	@ Toronto	W 12-7
1/16/2016	vs. Toronto	W 12-5
1/30/2016	vs. Georgia	L 9-13
2/13/2016	vs. Vancouver Stealth	W 16-15
2/19/2016	@ Saskatchewan	L 8-11
2/27/2016	@ Toronto	L 6-17
3/5/2016	@ Calgary	W 9-8
3/11/2016	@ Buffalo	L 10-13
3/12/2016	vs. NE Black Wolves	W 17-13
3/18/2016	@ Georgia	W 11-4
3/25/2016	@ NE Black Wolves	L 13-16
3/26/2016	vs. NE Black Wolves	L 8-10
4/9/2016	@ Buffalo	L 12-14
4/16/2016	vs. Georgia	L 11-17
4/23/2016	vs. Buffalo	L 13-15
4/30/2016	vs. Saskatchewan	L 9-13
5/1/2016	@ NE Black Wolves	W 10-8

2017 Season

Date	Opponent	Result
12/29/16	vs. Toronto	L 5-12
1/7/17	vs. NE Black Wolves	W 15-8
1/21/17	@ Saskatchewan	L 8-16
1/28/17	@ Toronto	L 8-9
2/3/17	@ NE Black Wolves	L 9-10
2/11/17	vs. Saskatchewan	L 12-21
2/18/17	vs. Toronto	L 6-10
2/19/17	@ Georgia	L 9-15
2/25/17	@ Vancouver Stealth	W 12-8
3/3/17	@ Buffalo	L 9-13
3/4/17	vs. Buffalo	W 9-8
3/17/17	@ NE Black Wolves	L 11-12
3/25/17	vs. Buffalo	W 11-10
4/1/17	vs. Calgary	L 9-11
4/15/17	@ Colorado	L 7-13
4/22/17	vs. NE Black Wolves	W 15-13
4/28/17	vs. Georgia	L 10-13
4/29/17	@ Georgia	W 9-8





SASKATCHEWAN RUSH

TEAM INFORMATION



BRUCE URBAN
Owner/General Manager



DEREK KEENAN
Head Coach



BRANDON URBAN
Media Relations

Owner & Governor: Bruce Urban
 Alternate Governor: Al Ryz
 General Manager/Head Coach: Derek Keenan
 Assistant Coaches: Jeff McComb, Jimmy Quinlan
 Athletic Trainer: Neal Demmans
 Media Relations: Brandon Urban
 Phone: 403-966-7445
 Email: brandon@saskrush.com
 Broadcast Partners: TSN, TSN GO

TEAM INFORMATION

Home Arena/Seating Capacity: SaskTel Centre/15,195
 NLL Team Established: 2006 (as Edmonton Rush)
 Colors: Black, Green, White

2018 Schedule

Date	Time	Away	Home
Dec. 16	7:00 PM	Saskatchewan	Toronto
Dec. 23	7:30 PM	New England	Saskatchewan
Jan. 6	7:05 PM	Saskatchewan	Georgia
Jan. 13	7:00 PM	Saskatchewan	Colorado
Jan. 19	7:30 PM	Buffalo	Saskatchewan
Jan. 27	7:00 PM	Saskatchewan	Calgary
Feb. 2	7:30 PM	Saskatchewan	Colorado
Feb. 3	7:30 PM	Vancouver	Saskatchewan
Feb. 10	7:00 PM	Saskatchewan	Vancouver
Feb. 17	7:30 PM	Saskatchewan	Rochester
Feb. 24	7:30 PM	Calgary	Saskatchewan
Mar. 3	7:30 PM	Vancouver	Saskatchewan
Mar. 16	7:30 PM	Saskatchewan	Buffalo
Mar. 24	7:30 PM	Rochester	Saskatchewan
Apr. 7	7:30 PM	Colorado	Saskatchewan
Apr. 13	7:30 PM	Saskatchewan	Vancouver
Apr. 24	7:30 PM	Georgia	Saskatchewan
Apr. 28	7:30 PM	Calgary	Saskatchewan

2017 Season Results

Date	Opponent	Result
1/7/17	@ Georgia	L 10-18
1/14/17	@ Toronto	L 11-13
1/21/17	vs. Rochester	W 16-8
1/27/17	vs. Vancouver Stealth	W 16-12
2/4/17	@ Calgary	W 15-11
2/11/17	@ Rochester	W 21-12
2/18/17	vs. Colorado	W 8-7
2/25/17	vs. Calgary	W 12-11
3/4/17	@ Vancouver Stealth	L 9-13
3/11/17	vs. Colorado	W 12-11
3/24/17	vs. Calgary	W 13-10
3/25/17	@ Colorado	L 11-14
4/1/17	@ Buffalo	W 17-14
4/8/17	vs. Vancouver Stealth	W 16-12
4/15/17	vs. NE Black Wolves	L 12-13
4/22/17	vs. Toronto	W 15-10
4/28/17	@ Colorado	W 10-9
4/29/17	@ Calgary	L 7-14
5/13/17	@ Colorado	W 18-9*
5/20/17	vs. Colorado	W 11-10*
6/4/17	@ Georgia	L 14-18*\$
6/10/17	vs. Georgia	L 14-15*\$

SASKATCHEWAN RUSH

2017 REGULAR SEASON STATISTICS

RUNNERS

#	PLAYER	POS	GP	G	A	PTS	PIM	PPG	PPA	SHG	SHA	GWG	LB	TO	FT	S	SPCT	SOG	FO
42	Matthews, Mark	F	18	40	73	113	25	11	29	0	0	2	61	77	4	218	.183	162	0-0
17	Church, Robert	F	18	35	42	77	2	21	11	2	0	2	57	34	3	193	.181	157	0-0
19	Jones, Adam	F	16	26	31	57	8	5	10	0	0	3	75	31	7	173	.150	138	0-0
9	Knight, Curtis	F	18	18	37	55	6	1	5	0	1	0	56	23	1	146	.123	104	0-0
90	McIntosh, Ben	F	17	32	22	54	6	8	7	0	2	2	60	17	6	168	.190	128	0-0
25	Keenan, Ryan	F	16	13	29	42	2	2	9	0	0	0	45	27	4	93	.140	61	0-0
32	Dinsdale, Matthew	F	16	14	14	28	2	0	0	0	0	1	25	22	1	67	.209	46	0-0
13	Cornwall, Jeff	T	18	10	16	26	4	0	0	1	0	2	78	7	16	38	.263	30	0-0
16	Corbeil, Chris	T	18	6	13	19	4	0	0	2	1	0	100	11	25	28	.214	20	0-0
74	Thompson, Jeremy	T	18	5	12	17	18	0	1	0	0	0	179	21	16	38	.132	27	225-418
8	Messenger, Mike	D	18	7	8	15	40	0	0	0	0	0	86	18	21	32	.219	23	42-90
72	Sorichetti, Adrian	T	18	10	4	14	19	1	0	0	0	0	65	11	22	45	.222	34	0-0
41	Taylor, Dan	F	7	4	7	11	2	0	2	0	0	0	14	4	2	47	.085	29	0-0
24	Dilks, Ryan	D	17	3	7	10	30	0	1	0	0	0	65	12	22	15	.200	10	0-0
	X Bilic, Nik	D	13	1	8	9	16	0	0	0	0	0	54	5	20	6	.167	5	0-0
4	Rubisch, Kyle	D	16	0	7	7	34	0	0	0	2	0	103	10	36	5	.000	5	1-2
94	Hossack, Matt	D	6	5	1	6	0	0	0	0	0	0	19	2	9	5	1.000	5	3-4
2	Mydske, Brett	D	18	1	4	5	27	0	0	0	0	0	55	12	15	8	.125	8	0-0
33	LaFontaine, John	T	15	1	4	5	0	0	0	0	0	0	39	3	10	5	.200	4	0-0
15	MacGrotty, Matt	D	4	0	2	2	2	0	0	0	0	0	18	2	5	5	.000	4	0-0
7	Reinholdt, Tor	D	1	0	0	0	2	0	0	0	0	0	7	0	2	2	.000	1	0-0
30	Carlson, Tyler	G	3	0	0	0	0	0	0	0	0	0	1	0	0	0	.000	0	0-0
	TOTALS:	-	18	231	343	574	276	49	75	5	6	12	1271	351	249	1337	.173	1001	271-514

GOALTENDERS

#	GOALTENDER	GP	MIN	W	L	GA	GAA	SV	SV%
	X Dubenski, Peter	2	0:00	0	0	0	.00	0	.000
77	Bold, Aaron	17	935:57	11	4	175	11.22	565	.764
30	Carlson, Tyler	16	150:00	1	2	37	14.80	90	.709
TOTALS:		18	-	12	6	212	11.78	655	.755

SASKATCHEWAN RUSH

2017 PLAYOFF STATISTICS

RUNNERS

#	PLAYER	POS	GP	G	A	PTS	PIM	PPG	PPA	SHG	SHA	GWG	LB	TO	FT	S	SPCT	SOG	FO
42	Matthews, Mark	F	4	7	20	27	0	3	6	0	0	1	17	11	0	53	.132	39	0-0
17	Church, Robert	F	4	10	15	25	0	1	9	0	0	0	14	5	1	52	.192	40	0-0
19	Jones, Adam	F	4	13	6	19	0	4	2	1	0	0	21	10	1	55	.236	40	0-0
90	McIntosh, Ben	F	4	9	6	15	0	3	1	0	1	0	21	4	0	36	.250	28	0-0
25	Keenan, Ryan	F	4	5	8	13	2	0	0	0	0	0	11	7	0	22	.227	12	0-0
9	Knight, Curtis	F	4	3	9	12	0	0	0	0	0	0	13	6	0	29	.103	19	0-0
74	Thompson, Jeremy	T	4	4	1	5	4	0	0	0	0	0	44	2	4	13	.308	10	56-96
32	Dinsdale, Matthew	F	4	1	4	5	2	0	0	0	0	0	6	3	0	11	.091	9	0-0
8	Messenger, Mike	D	4	2	2	4	0	0	0	0	0	1	29	3	3	7	.286	4	17-29
13	Cornwall, Jeff	T	4	1	2	3	0	0	0	0	0	0	16	3	6	5	.200	5	0-0
	X Reinholdt, Tor	D	2	1	2	3	0	0	0	0	0	0	10	2	0	3	.333	1	0-0
94	Hossack, Matt	D	4	1	1	2	0	0	0	0	0	0	11	1	3	5	.200	4	0-0
16	Corbeil, Chris	T	2	0	2	2	0	0	0	0	1	0	6	3	4	1	.000	1	0-0
2	Mydske, Brett	D	4	0	1	1	2	0	0	0	0	0	5	1	5	0	.000	0	0-0
4	Rubisch, Kyle	D	4	0	1	1	0	0	0	0	0	0	22	1	6	0	.000	0	0-0
24	Dilks, Ryan	D	4	0	1	1	2	0	0	0	0	0	14	0	8	3	.000	3	0-0
33	LaFontaine, John	T	4	0	1	1	0	0	0	0	0	0	16	1	1	2	.000	2	0-0
72	Sorichetti, Adrian	T	4	0	1	1	7	0	0	0	0	0	13	2	3	2	.000	0	0-0
30	Carlson, Tyler	G	2	0	0	0	0	0	0	0	0	0	0	0	0	0	.000	0	0-0
41	Taylor, Dan	F	0	0	0	0	0	0	0	0	0	0	0	0	0	0	.000	0	0-0
	X MacGrotty, Matt	D	0	0	0	0	0	0	0	0	0	0	0	0	0	0	.000	0	0-0
TOTALS:		-	4	57	87	144	21	11	18	1	2	2	289	65	45	299	.191	217	73-125

GOALTENDERS

#	GOALTENDER	GP	MIN	W	L	GA	GAA	SV	SV%
30	Carlson, Tyler	4	1:57	0	0	0	.00	1	1.000
77	Bold, Aaron	4	239:18	2	2	50	12.54	136	.731
TOTALS:		4	-	2	2	52	13.00	137	.725

SASKATCHEWAN RUSH

REGULAR SEASON CAREER RECORDS

Games Played Name	GP No.	Assists Name	A No.	Faceoff Wins Name	FOW No.	Penalty Minutes Name	PIM No.	Goalie Minutes Name	MIN No.
Brett Mydske	135	Mark Matthews	282	Jeremy Thompson	1149	Brett Mydske	171	Aaron Bold	5815
Jim Quinlan	127	Robert Church	179	Pat Jones 216		Kyle Rubisch	160	Matt Disher	1902
Aaron Bold	103	Ryan Ward	168	Mac Allen 168		Jim Quinlan	143	Curtis Palidwor	1401
Kyle Rubisch	102	Zack Greer	133	Rob Williams 153		Nik Bilic 143		Pat Campbell	928
Ryan Dilks 102		Corey Small	129	Jarrett Toll 148		Chris McElroy	129	Chris Levis	596
Jeff Cornwall	98	Curtis Knight	121	Brad Dairon 113		Jeremy Thompson	120	Steve Dietrich	295
Chris Corbeil	98	Jim Quinlan	119	Shayne Bennett 71		Scott Evans	106	Tyler Carlson	269
John LaFontaine	98	Jarrett Davis	115	Scott Stewart 70		John Lintz 91		Brandon Atherton	264
Mark Matthews	88	Cory Conway	103	Scott Self 68		Mark Matthews	84	Dwight Maetche	239
Jeremy Thompson	88	Ben McIntosh	97	Mike Accursi 48		Ian Hawksbee	79	Brodie Macdonald	209
Zack Greer	88								
Goals Name	G No.	Points Name	PTS No.	Loose Balls Name	LB No.	Forced Turnovers Name	FT No.	Goalie Saves Name	Saves No.
Mark Matthews	202	Mark Matthews	484	Jeremy Thompson	830	Kyle Rubisch	256	Aaron Bold	3268
Zack Greer	184	Zack Greer	317	Kyle Rubisch	789	Ryan Dilks 155		Matt Disher	1194
Robert Church	128	Robert Church	307	Chris Corbeil	612	Chris Corbeil	144	Curtis Palidwor	834
Ben McIntosh	105	Ryan Ward	264	Jim Quinlan	544	Brett Mydske	143	Pat Campbell	610
Jim Quinlan	100	Jim Quinlan	219	Brett Mydske	458	Jeff Cornwall	105	Chris Levis	386
Ryan Ward	96	Corey Small	217	Ian Hawksbee	447	Jeremy Thompson	91	Steve Dietrich	198
Curtis Knight	94	Curtis Knight	215	Jeff Cornwall	390	John Lintz 82		Brandon Atherton	160
Corey Small	88	Ben McIntosh	202	Ryan Dilks 387		Nic Bilic 81		Tyler Carlson	151
Andy Secore	57	Jarrett Davis	168	Brodie Merrill	377	John LaFontaine	63	Dwight Maetche	138
Jarrett Davis	53	Andy Secore	144	Zack Greer	322	Adrian Sorichetti	54	Brodie Macdonald	113

PLAYOFF CAREER RECORDS

Games Played Name	GP No.	Assists Name	A No.	Faceoff Wins Name	FOW No.	Penalty Minutes Name	PIM No.	Goalie Minutes Name	MIN No.
Brett Mydske	22	Mark Matthews	55	Jeremy Thompson	208	Jermy Thompson	17	Aaron Bold	1098
Kyle Rubisch	20	Robert Church	36	Jarrett Toll 40		Adrian Sorichetti	16	Matt Disher	120
John LaFontaine	20	Ryan Ward	26	Pat Jones 22		Jeff Cornwall	12		
Jeff Cornwall	20	Curtis Knight	21	Mike Messenger 17		Zack Greer	10		
Ryan Dilks 20		Zack Greer	20			Brett Mydske	10	Goalie Saves	Saves
Aaron Bold	20	Ben McIntosh	16	Loose Balls	LB	Mark Matthews	10	Name	No.
Chris Corbeil	18	Jarrett Davis	16	Name	No.	Ian Crashley	8	Aaron Bold	646
Mark Matthews	17	Matthew Dinsdale	15	Jeremy Thompson	146	Jarrett Davis	8	Matt Disher	104
Jeremy Thompson	17	Shawn Williams	11	Kyle Rubisch	119	Kyle Rubisch	8		
Zack Greer	16	Chris Corbeil	11	Chris Corbeil	90	Derek Suddons	8		
				Ryan Dilks 74					
Goals	G	Points	PTS	Jeff Cornwall	68	Forced Turnovers	FT		
Name	No.	Name	No.	John LaFontaine	54	Name	No.		
Mark Matthews	36	Mark Matthews	91	Mark Matthews	52	Ryan Dilks 35			
Robert Church	28	Robert Church	64	Brett Mydske	48	Kyle Rubisch	35		
Zack Greer	27	Zack Greer	47	Zack Greer	47	Brett Mydske	21		
Ben McIntosh	24	Ben McIntosh	40	Ben McIntosh	46	Chris Corbeil	20		
Corey Small	14	Ryan Ward	39			Jeff Cornwall	19		
Adam Jones	13	Curtis Knight	30			Jeremy Thompson	14		
Ryan Ward	13	Corey Small	24			John LaFontaine	11		
Curtis Knight	9	Jarrett Davis	22			John Lintz 9			
Jeremy Thompson	8	Adam Jones	19			Nik Bilic 9			
Jeff Cornwall	7	Matthew Dinsdale	18			Adrian Sorichetti	8		

SASKATCHEWAN RUSH

SINGLE SEASON RECORDS

Goals	G	Season	Penalty Minutes	PIM	Season
Mark Matthews	53	2015	Jamie Floris	67	2009
Zack Greer	44	2015	Trent Smalley	64	2006
Zack Greer	42	2016	Scott Evans	54	2011
Mark Matthews	40	2016	Scott Evans	52	2012
Mark Matthews	40	2017	Nik Bilic	52	2016
Mark Matthews	38	2013	Ian Crashley	50	2010
Chris Gill	37	2007	Ian Hawksbee	47	2008
Robert Church	37	2015	Nik Bilic	46	2014
Ben McIntosh	37	2015	Buck Stobart	44	2008
Ben McIntosh	36	2015	Ryan McNish	44	2009
Curtis Knight	35	2014			
Robert Church	35	2x, last 2017			

Assists	A	Season	Faceoffs Won	FOW	Season
Mark Matthews	73	2017	Jeremy Thompson	279	2016
Mark Matthews	69	2016	Jeremy Thompson	246	2015
Mark Matthews	62	2015	Jeremy Thompson	235	2014
Robert Church	55	2015	Jeremy Thompson	225	2017
Ryan Ward	54	2013	Jeremy Thompson	164	2013
Shawn Williams	52	2012	Pat Jones	132	2010
Cory Conway	51	2014	Jarrett Toll	129	2012
Robert Church	51	2016	Mac Allen	115	2007
Ben McIntosh	49	2015	Brad Dairon	113	2006
Mark Matthews	47	2014	Pat Jones	84	2011

Points	Pts	Season	Forced Turnovers	FT	Season
Mark Matthews	115	2015	Kyle Rubisch	61	2014
Mark Matthews	113	2017	Ryan Dilks	51	2016
Mark Matthews	109	2016	Kyle Rubisch	44	2013
Robert Church	92	2015	Kyle Rubisch	43	2012
Ben McIntosh	86	2015	Kyle Rubisch	36	2015
Robert Church	86	2016	Kyle Rubisch	36	2016
Zack Greer	80	2015	Kyle Rubisch	36	2017
Mark Matthews	78	2014	Ryan Dilks	33	2015
Robert Church	77	2017	Chris Corbeil	32	2015
Ryan Ward	75	2013	Brett Mydske	32	2016

Loose Balls	LB	Season	Saves	Svs	Season
Brodie Merrill	190	2010	Aaron Bold	571	2012
Brodie Merrill	187	2011	Aaron Bold	570	2016
Jeremy Thompson	181	2015	Aaron Bold	565	2015
Jeremy Thompson	179	2017	Aaron Bold	565	2017
Jeremy Thompson	174	2016	Aaron Bold	558	2014
Jeremy Thompson	165	2014	Matt Disher	541	2011
Kyle Rubisch	156	2014	Matt Disher	527	2010
Kyle Rubisch	151	2012	Curtis Palidwor	465	2007
Ian Hawksbee	150	2009	Pat Campbell	456	2006
Chris McKay	142	2009	Aaron Bold	439	2013

SASKATCHEWAN RUSH

ALL-TIME RECORDS VS. OPPONENTS

	REGULAR SEASON									PLAYOFFS								
	ROAD			HOME			OVERALL			ROAD			HOME			OVERALL		
	GP	W	L	GP	W	L	GP	W	L	GP	W	L	GP	W	L	GP	W	L
Buffalo	3	2	1	5	3	2	8	5	3	1	1	0	1	1	0	2	2	0
Calgary	20	9	11	24	8	16	44	17	27	6	4	2	4	3	1	10	7	3
Colorado	20	10	10	17	10	7	37	20	17	1	1	0	1	1	0	2	2	0
Georgia	8	4	4	7	4	3	15	8	7	2	1	1	1	0	1	3	1	2
(as Georgia)	1	0	1	1	1	0	2	1	1	1	0	1	1	0	1	2	0	2
(as Minnesota)	7	4	3	6	3	3	13	7	6	1	1	0	-	-	-	1	1	0
NE Black Wolves	3	1	2	5	3	2	8	4	4									
(as NE Black Wolves)	1	0	1	2	1	1	3	1	2									
(as Philadelphia)	2	1	1	3	2	1	5	3	2									
Rochester	7	6	1	5	5	0	12	11	1	1	0	1	-	-	-	1	0	1
Toronto	11	4	7	12	7	5	23	11	12	1	1	0	1	1	0	2	2	0
Vancouver	16	7	9	17	11	6	33	18	15	2	0	2	-	-	-	2	0	2
(as Van. Stealth)	5	3	2	7	6	1	12	9	3									
(as Was. Stealth)	5	4	1	6	4	2	11	8	3	2	0	2	-	-	-	2	0	2
(as San Jose)	6	0	6	4	1	3	10	1	9									
Arizona	2	0	2	2	1	1	4	1	3									
Boston	1	0	1	1	0	1	2	0	2									
Chicago	2	1	1	-	-	-	2	1	1									
Orlando	1	0	1	-	-	-	1	0	1									
(as NY Titans)	1	0	1	-	-	-	1	0	1									
Portland	6	1	5	5	3	2	11	4	7									



SASKATCHEWAN RUSH

ALL-TIME DRAFT HISTORY

2017 Entry Draft

Rd(overall)	Player Chosen
2(16)	Nick Finlay
2(19)	Johnny Pearson
3(31)	Chris Boushy
4(41)	Austin Murphy
6(58)	Anthony Hallborg

2016 Entry Draft

Rd(overall)	Player Chosen
1(1)	Ryan Keenan
1(3)	Mike Messanger
2(14)	Matthew Hossack
3(30)	Mason Pynn
4(40)	Mike Kaminski
5(48)	Spencer Bromley
6(57)	Rylee McKinnon

2015 Entry Draft

Rd(overall)	Player Chosen
2(12)	Dan Taylor
2(18)	Doug Buchan
3(30)	Justin Goodwin
3(31)	Luke Gillespie
4(40)	Jimmy McBride
5(47)	Reagan Harding

2014 Entry Draft

Rd(overall)	Player Chosen
1(1)	Ben McIntosh
2(13)	Adam Shute
2(19)	Tyler Melnyk
4(35)	Matt MacGrotty
5(44)	Chad Mitchell
6(47)	Mitch McAvoy
6(53)	Mike De Girolamo

2013 Entry Draft

Rd(overall)	Player Chosen
1(5)	Robert Church
2(11)	Riley Loewen
2(13)	Adrian Sorichetti
4(30)	Reid Mydske
6(51)	Ben Snider

2012 Entry Draft

Rd(overall)	Player Chosen
1(1)	Mark Matthews
1(8)	Curtis Knight
2(15)	Michael Cudmore
3(28)	Michael Burke
4(33)	Simon Giourmetakis
4(35)	Mitchell Bannister
6(55)	Kyle Goodchild

2011 Entry Draft

Rd(overall)	Player Chosen
3(20)	Jesse Fehr

2011 Dispersal Draft

Rd(overall)	Player Chosen
1(2)	Kyle Rubisch
2(11)	Ryan Dilks
3	Pass

2010 Entry Draft

Rd(overall)	Player Chosen
3(28)	John LaFontaine
3(29)	Alexander Kedoh Hill
4(38)	Cameron Holding
5(48)	Jarrett Toll
6(58)	Eric Lewthwaite

2010 Dispersal Draft

Rd(overall)	Player Chosen
1(7)	Bill Greer
2(17)	Matt Alrich
3(27)	Pass

2009 Entry Draft

Rd(overall)	Player Chosen
1(9)	Corey Small
1(12)	Scott Tinning
2(14)	Dane Stevens
3(25)	Brett Mydske
5(42)	Geoff McNulty
5(48)	Shane Lopatynski
6(52)	Craig Zeeh

From
Peterborough, ON
Ohio State University
Burlington Jr. A
Wingate University
Saskatchewan Swat Jr. A

From
Quinnipiac University
Limestone College
RIT
Drexel University
Saskatchewan SWAT
McGill University
Whitby Jr. A

From
Lehigh University
Burlington Chiefs
Lake Erie College
New Westminster Jr. A
Mars Hills University
Lake Erie College

From
Drexel University
New England College
Marquette University
Bryan University
Bellarmine University
Mercyhurst University
Edmonton Outlaws

From
Drexel
Limestone
Hofstra
New Westminster, BC
Delta, BC

From
Denver University
Whitby, ON
University of Hartford
Brampton, ON
Canisius College
Okotoks, AB
University of Hartford

From
Duke University

From
Whitby, ON
Six Nations, ON
Florida Southern
New Westminster, BC
New Westminster, BC

From
University of Albany
Brampton, ON
Brampton, ON
New Westminster, BC
St. Catharines, BC
Edmonton, AB
Kitchener, ON

2009 Dispersal Draft

Rd(overall)	Player Chosen
1(1)	Brodie Merrill
2(12)	Matt Disher
3(23)	Pat Jones

2008 Entry Draft

Rd(overall)	Player Chosen	From
1(4)	Jamie Floris	Bellarmine University
1(10)	Ryan Campbell	Dowling College
3(27)	Kelly Kilpatrick	Coquitlam, BC
5(51)	Myles Kenny	Victoria, BC
6(64)	Adam Foss	New Westminster, BC

2008 Dispersal Draft (CHI)

Rd(overall)	Player Chosen
1(2)	Scott Self
2(14)	Callum Crawford
3(23)	Darryl Gibson

2008 Dispersal Draft (AZ)

Rd(overall)	Player Chosen
1(2)	Andy Secore
2(15)	Chris Seller

2007 Entry Draft

Rd(overall)	Player Chosen	From
2(15)	Steve Hutchins	Whitby, ON
3(34)	John Lintz	Coquitlam, BC
4(45)	Steve Conrad	Clarington, ON
4(48)	Dan Hartzell	St. Andrews College
5(62)	Calvin Craig	Coquitlam, BC
6(76)	Joran Coffey	Brampton, ON

2007 Dispersal Draft

Rd(overall)	Player Chosen
2(20)	Chris Seller
3(29)	Chris McKay

2006 Entry Draft

Rd(overall)	Player Chosen
3(28)	Kurtis Wagner
4(46)	Cory Melville
5(54)	Kris Hartzell

From
St. Catharines, ON
Burnaby, BC
St. Andrew's College

2005 Entry Draft

Rd(overall)	Player Chosen	From
2(14)	Mike McLellan	Mercyhurst College
3(24)	Greg Whitenect	Edmonton, AB
3(30)	Shane Pederson	Victoria, BC
4(35)	Brad Rennie	Elmira College
5(46)	Jon Maresse	Edmonton, AB
6(57)	Kyle Dupont	Peterborough, ON
6(60)	Aaron Davis	Coquitlam, BC

2005 Expansion Draft

Rd(overall)	Player Chosen	From
2	Rob Blasdel	San Jose
4	Kevin Howard	Calgary
6	Sandy Chapman	Toronto
8	Pat Campbell	Rochester
10	Brad Dairon	San Jose
12	Randy Daly	Colorado
14	Scott Campbell	Minnesota
16	Cory Bomberry	Arizona
18	Jeff Spano	Philadelphia

2005 Entry Draft

Rd(overall)	Player Chosen
1(1)	Rory Graves
2(12)	Damien Davis



SASKATCHEWAN RUSH

ALL-TIME COACHING HISTORY

Season	Coach	Regular Season			Playoffs		
		Won	Lost	Win Pct.	Won	Lost	Win Pct.
2006	Day, Paul	1	15	.063	-	-	-
2007	Day, Paul	6	10	.375	-	-	-
2008	Day, Paul	0	5	.000	-	-	-
	Total	7	30	.189	0	0	.000
2009	Hamley, Bob	4	7	.364	-	-	-
	Hamley, Bob	5	11	.313	-	-	-
	Total	9	18	.333	0	0	.000
2010	Keenan, Derek	10	6	.625	1	1	.500
2011	Keenan, Derek	5	11	.313	-	-	-
2012	Keenan, Derek	6	10	.375	2	1	.667
2013	Keenan, Derek	9	7	.563	0	1	.000
2014	Keenan, Derek	16	2	.889	1	2	.333
2015	Keenan, Derek	13	3	.813	4	1	.800
2016	Keenan, Derek	13	5	.722	4	0	1.000
2017	Keenan, Derek	12	6	.667	2	2	.500
	Total	84	50	.627	14	8	.636
2015	McComb & Quinlan	0	2	.000	-	-	-
	Total	0	2	.000	0	0	.000
	Grand Total	100	100	.500	14	8	.636

SASKATCHEWAN RUSH

ALL-TIME SCHEDULE & RESULTS

2006 Season

Date	Opponent	Result
1/6/2006	vs. San Jose	L 9-10
1/13/2006	@ Calgary	L 9-11
1/21/2006	vs. Calgary	L 9-12
1/27/2006	@ Toronto	L 8-14
2/3/2006	vs. Minnesota	L 6-7
2/11/2006	vs. Toronto	L 11-13
2/17/2006	@ Calgary	W 12-11
3/3/2006	@ Colorado	L 10-15
3/4/2006	vs. Arizona	L 11-15
3/10/2006	@ Arizona	L 9-13
3/11/2006	@ San Jose	L 11-12
3/17/2006	vs. Calgary	L 9-16
3/25/2006	vs. Colorado	L 7-13
3/31/2006	vs. Portland	L 11-15
4/2/2006	@ Portland	L 10-14
4/14/2006	@ Portland	L 7-11

2007 Season

Date	Opponent	Result
1/6/2007	vs. Philadelphia	W 13-12
1/13/2007	vs. Calgary	L 12-13
1/19/2007	vs. Colorado	L 9-16
2/3/2007	@ Colorado	L 7-16
2/10/2007	vs. Arizona	W 11-9
2/18/2007	@ Arizona	L 11-12
2/23/2007	vs. Portland	W 9-8
3/2/2007	vs. San Jose	L 9-11
3/16/2007	vs. Toronto	W 12-9
3/25/2007	@ San Jose	L 7-14
3/31/2007	@ NY Titans	L 10-11
4/1/2007	@ Chicago	W 8-6
4/6/2007	@ Calgary	W 13-12
4/7/2007	@ San Jose	L 8-9
4/13/2007	@ Portland	L 10-14
4/14/2007	vs. Calgary	L 11-17

2008 Season

Date	Opponent	Result
1/12/2008	@ Colorado	L 11-14
1/19/2008	vs. Toronto	L 9-14
1/26/2008	@ Chicago	L 11-17
2/2/2008	vs. Portland	L 10-11
2/17/2008	@ Portland	L 8-14
2/23/2008	vs. San Jose	L 8-11
3/1/2008	@ Portland	W 9-7
3/15/2008	vs. Rochester	W 10-9
3/21/2008	@ Toronto	L 9-14
3/29/2008	vs. San Jose	W 12-5
4/5/2008	vs. Calgary	W 11-9
4/12/2008	@ Calgary	L 7-18
4/13/2008	@ San Jose	L 6-14
4/18/2008	@ Colorado	L 4-15
4/19/2008	vs. Colorado	L 8-13
4/26/2008	vs. Calgary	L 8-12

2009 Season

Date	Opponent	Result
1/10/2009	@ Calgary	L 9-10
1/16/2009	vs. Portland	W 11-10
1/23/2009	@ Portland	L 10-15
1/24/2009	@ Colorado	W 11-9
1/29/2009	vs. Buffalo	L 8-13
1/31/2009	@ San Jose	L 6-16
2/7/2009	@ Toronto	L 9-16
2/22/2009	vs. Colorado	W 10-9
2/27/2009	vs. Philadelphia	L 9-14
3/13/2009	vs. Calgary	L 10-22
3/21/2009	@ San Jose	L 10-11
3/28/2009	vs. Toronto	W 16-12
4/3/2009	vs. Portland	W 11-10
4/4/2009	@ Minnesota	L 7-9
4/11/2009	vs. Calgary	L 13-14
4/17/2009	@ Colorado	L 9-10

2010 Season

Date	Opponent	Result
1/15/2010	@ Washington Stealth	L 7-15
1/16/2010	@ Colorado	W 14-13
1/23/2010	vs. Buffalo	W 11-7
1/30/2010	vs. Calgary	W 14-11
2/5/2010	@ Calgary	L 8-13
2/12/2010	@ Toronto	L 7-16
2/21/2010	vs. Toronto	W 14-13
2/27/2010	@ Rochester	W 12-11
3/13/2010	@ Colorado	W 13-9
3/20/2010	vs. Boston	L 5-12
3/27/2010	vs. Minnesota	W 16-14
4/2/2010	vs. Washington Stealth	W 14-13
4/3/2010	@ Minnesota	W 13-12
4/9/2010	vs. Colorado	L 10-14
4/16/2010	vs. Calgary	L 14-15
4/17/2010	@ Washington Stealth	W 14-13
5/1/2010	@ Calgary	W 11-7*
5/8/2010	@ Washington Stealth	L 11-12*

2011 Season

Date	Opponent	Result
1/8/2011	@ Toronto	L 7-13
1/15/2011	@ Boston	L 7-10
1/22/2011	@ Minnesota	L 8-9
1/28/2011	vs. Calgary	L 11-15
1/29/2011	@ Calgary	L 11-12
2/11/2011	vs. Washington Stealth	W 14-12
2/12/2011	@ Washington Stealth	W 15-14
2/20/2011	vs. Calgary	L 11-12
2/26/2011	@ Rochester	L 9-13
3/5/2011	vs. Washington Stealth	L 10-18
3/19/2011	@ Calgary	L 14-19
3/25/2011	vs. Minnesota	W 14-13
4/1/2011	vs. Colorado	W 14-10
4/2/2011	@ Colorado	L 6-7
4/9/2011	vs. Colorado	L 6-13
4/16/2011	vs. Toronto	W 18-14

2012 Season

Date	Opponent	Result
1/20/2012	vs. Colorado	L 12-13
1/28/2012	@ Washington Stealth	W 16-5
2/4/2012	@ Colorado	L 7-11
2/10/2012	@ Minnesota	L 9-10
2/18/2012	@ Calgary	L 8-12
2/24/2012	vs. Philadelphia	W 12-10
3/9/2012	vs. Calgary	L 10-13
3/10/2012	@ Calgary	L 9-16
3/17/2012	@ Philadelphia	L 15-16
3/24/2012	vs. Washington Stealth	W 10-9
3/31/2012	vs. Minnesota	W 9-8
4/7/2012	@ Toronto	L 8-12
4/14/2012	vs. Buffalo	W 11-8
4/20/2012	@ Colorado	W 14-11
4/21/2012	vs. Calgary	L 6-9
4/28/2012	vs. Toronto	L 11-12
5/5/2012	@ Calgary	W 19-11*
5/12/2012	@ Minnesota	W 15-3*
5/19/2012	@ Rochester	L 6-9*\$

2013 Season

Date	Opponent	Result
1/13/2013	vs. Toronto	L 9-10
1/20/2013	@ Washington Stealth	W 18-10
1/25/2013	vs. Washington Stealth	L 10-12
2/2/2013	vs. Calgary	L 15-18
2/9/2013	@ Calgary	L 8-9
2/15/2013	vs. Washington Stealth	W 15-10
2/16/2013	@ Colorado	W 14-7
2/22/2013	vs. Minnesota	L 8-13
2/24/2013	@ Minnesota	W 14-9
3/2/2013	@ Calgary	W 18-13
3/16/2013	@ Rochester	W 11-9
3/23/2013	@ Buffalo	W 14-7
3/24/2013	@ Toronto	W 17-12
4/6/2013	vs. Colorado	L 7-9
4/14/2013	vs. Rochester	W 14-10
4/20/2013	vs. Calgary	L 11-12
4/27/2013	@ Washington Stealth	L 11-12*

2014 Season

Date	Opponent	Result
12/28/2013	@ Colorado	W 13-10
1/11/2014	vs. Colorado	W 17-6
1/17/2014	vs. Calgary	W 15-8
1/25/2014	@ Vancouver Stealth	W 9-8
2/1/2014	vs. Rochester	W 8-7
2/8/2014	@ Philadelphia	W 8-6
2/15/2014	@ Minnesota	W 14-9
2/28/2014	vs. Toronto	W 11-10
3/8/2014	vs. Vancouver Stealth	W 10-9
3/14/2014	@ Calgary	W 15-7
3/21/2014	vs. Buffalo	W 14-5
3/29/2014	@ Rochester	W 15-11
3/30/2014	@ Toronto	W 13-10
4/5/2014	vs. Colorado	W 12-11
4/11/2014	@ Colorado	L 8-10
4/12/2014	@ Calgary	W 15-11
4/19/2014	vs. Calgary	L 13-14
4/25/2014	vs. Vancouver Stealth	W 10-5
5/10/2014	@ Calgary	L 11-12*
5/16/2014	vs. Calgary	W 15-13*
5/16/2014	vs. Calgary	L 1-2*m

SASKATCHEWAN RUSH

ALL-TIME SCHEDULE & RESULTS

2015 Season

Date	Opponent	Result
1/3/2015	@ Buffalo	L 8-9
1/10/2015	vs. Minnesota	L 10-14
1/24/2015	@ Calgary	W 16-8
1/30/2015	vs. NE Black Wolves	W 18-9
2/13/2015	@ Colorado	W 11-7
2/15/2015	vs. Colorado	W 13-7
2/27/2015	vs. Toronto	L 15-16
3/8/2015	vs. Calgary	L 11-12
3/14/2015	vs. Vancouver Stealth	W 19-7
3/21/2015	@ Toronto	W 11-9
3/28/2015	@ Rochester	W 16-3
4/3/2015	vs. Vancouver Stealth	W 15-14
4/4/2015	@ Vancouver Stealth	W 17-10
4/10/2015	@ Calgary	L 8-9
4/11/2015	vs. Calgary	W 11-9
4/18/2015	vs. Colorado	W 13-12
4/25/2015	@ Minnesota	W 16-12
5/2/2015	@ Colorado	W 13-10
5/15/2015	vs. Calgary	W 10-8*
5/23/2015	@ Calgary	L 9-12*
5/23/2015	@ Calgary	W 4-1*m
5/30/2015	@ Toronto	W 15-9*\$
6/5/2015	vs. Toronto	W 11-10*\$

2016 Season

Date	Opponent	Result
1/2/2016	@ Calgary	W 10-8
1/15/2016	vs. Vancouver Stealth	L 11-13
1/29/2016	vs. Colorado	W 12-10
2/5/2016	vs. Calgary	W 19-12
2/11/2016	@ Colorado	L 7-9
2/19/2016	vs. Rochester	W 11-8
2/26/2016	vs. Buffalo	L 18-19
2/28/2016	@ Calgary	W 12-11
3/12/2016	vs. Georgia	W 14-8
3/19/2016	@ Vancouver Stealth	W 24-16
3/25/2016	@ Toronto	W 11-9
3/26/2016	vs. Toronto	W 13-8
4/2/2016	vs. Calgary	W 11-9
4/8/2016	@ NE Black Wolves	L 13-14
4/15/2016	@ Colorado	W 11-5
4/16/2016	vs. Colorado	W 11-8
4/23/2016	@ Vancouver Stealth	L 12-14
4/30/2016	@ Rochester	W 13-9
5/14/2016	@ Calgary	W 16-10*
5/21/2016	vs. Calgary	W 12-9*
5/28/2016	@ Buffalo	W 11-9*\$
6/4/2016	vs. Buffalo	W 11-10*\$

2017 Season

Date	Opponent	Result
1/7/17	@ Georgia	L 10-18
1/14/17	@ Toronto	L 11-13
1/21/17	vs. Rochester	W 16-8
1/27/17	vs. Vancouver Stealth	W 16-12
2/4/17	@ Calgary	W 15-11
2/11/17	@ Rochester	W 21-12
2/18/17	vs. Colorado	W 8-7
2/25/17	vs. Calgary	W 12-11
3/4/17	@ Vancouver Stealth	L 9-13
3/11/17	vs. Colorado	W 12-11
3/24/17	vs. Calgary	W 13-10
3/25/17	@ Colorado	L 11-14
4/1/17	@ Buffalo	W 17-14
4/8/17	vs. Vancouver Stealth	W 16-12
4/15/17	vs. NE Black Wolves	L 12-13
4/22/17	vs. Toronto	W 15-10
4/28/17	@ Colorado	W 10-9
4/29/17	@ Calgary	L 7-14
5/13/17	@ Colorado	W 18-9*
5/20/17	vs. Colorado	W 11-10*
6/4/17	@ Georgia	L 14-18*\$
6/10/17	vs. Georgia	L 14-15*\$






TORONTO ROCK

TEAM INFORMATION



JAMIE DAWICK
Owner/President/GM



MATT SAWYER
Head Coach



MIKE HANCOCK
Communications

President, Owner & General Manager: Jamie Dawick
Head Coach: Matt Sawyer
Assistant General Manager/Coach: Josh Sanderson
Assistant Coaches: Bruce Codd, Blaine Manning, Pat Campbell
Director of Business Operations: Terri Giberson
Director of Communications and Lacrosse Operations: Mike Hancock
Phone: 905-875-6353
Email: mhancock@torontorock.com
Athletic Therapist: Dave Murray
Broadcast Partners: TSN, TSN GO

TEAM INFORMATION

Home Arena/Seating Capacity: Air Canada Centre/18,800
NLL Team Established: 1998 (as Ontario Raiders)
Colors: Navy, Red, White

2018 Schedule

Date	Time	Away	Home
Dec. 8	7:30PM	Toronto	Buffalo
Dec. 16	7:00PM	Saskatchewan	Toronto
Dec. 30	7:00PM	Buffalo	Toronto
Jan. 6	7:00PM	Toronto	Vancouver
Jan. 12	7:30PM	Rochester	Toronto
Jan. 27	7:00PM	New England	Toronto
Feb. 3	7:00PM	Calgary	Toronto
Feb. 10	8:00PM	Toronto	Rochester
Feb. 17	7:05PM	Toronto	Georgia
Mar. 3	7:00PM	Georgia	Toronto
Mar. 11	3:00PM	New England	Toronto
Mar. 16	7:30PM	Toronto	New England
Mar. 24	7:00PM	Toronto	Calgary
Mar. 30	7:30PM	Colorado	Toronto
Apr. 8	4:05PM	Toronto	Georgia
Apr. 13	7:30PM	Rochester	Toronto
Apr. 21	7:30PM	Toronto	Buffalo
Apr. 28	7:00PM	Toronto	Colorado

2017 Season Results

Date	Opponent	Result
12/29/16	@ Rochester	W 12-5
1/14/17	vs. Saskatchewan	W 13-11
1/28/17	vs. Rochester	L 8-9
2/3/17	vs. Buffalo	W 18-10
2/12/17	@ Calgary	W 11-7
2/17/17	vs. Georgia	L 12-13
2/18/17	@ Rochester	W 10-6
2/25/17	@ Buffalo	L 12-15
3/3/17	vs. NE Black Wolves	L 9-10
3/11/17	vs. Calgary	W 16-10
3/17/17	vs. Colorado	L 11-14
3/24/17	@ Georgia	W 12-11
3/25/17	vs. Vancouver Stealth	W 13-7
3/31/17	@ Vancouver Stealth	L 11-14
4/2/17	@ NE Black Wolves	L 14-15
4/14/17	vs. Buffalo	L 8-13
4/22/17	@ Saskatchewan	L 10-15
4/29/17	@ Buffalo	W 19-15
5/6/17	vs. NE Black Wolves	W 18-10*
5/13/17	vs. Georgia	L 8-11*
5/20/17	@ Georgia	L 9-13*

TORONTO ROCK

2017 REGULAR SEASON STATISTICS

RUNNERS

#	PLAYER	POS	GP	G	A	PTS	PIM	PPG	PPA	SHG	SHA	GWG	LB	TO	FT	S	SPCT	SOG	FO
26	Schreiber, Tom	F	18	33	61	94	0	8	22	0	1	1	83	37	2	222	.149	157	0-0
11	Hickey, Brett	F	17	45	32	77	16	16	9	1	0	2	82	35	5	239	.188	182	0-0
17	Leblanc, Stephan	F	15	20	53	73	6	4	19	1	1	0	76	47	0	209	.096	158	0-0
15	Evans, Turner	F	14	8	37	45	6	3	7	0	0	1	74	21	4	73	.110	44	0-0
97	Reinholdt, Reid	F	12	20	16	36	6	3	4	0	0	1	42	22	4	109	.183	79	0-0
6	McArdle, Kieran	F	14	17	19	36	15	1	2	0	0	1	50	23	3	126	.135	79	0-0
33	Beirnes, Kasey	F	13	14	12	26	4	3	1	0	0	1	35	14	1	75	.187	56	0-0
41	Lintner, Dan	F	12	14	8	22	8	2	1	0	0	1	37	14	2	66	.212	51	0-0
37	Merrill, Brodie	T	18	7	12	19	41	0	0	0	1	1	171	16	29	35	.200	29	0-0
45	Edwards, Damon	D	18	8	7	15	26	0	0	1	1	0	64	7	11	25	.320	24	0-0
4	Gamble, Jesse	T	18	4	10	14	8	0	0	1	0	0	106	16	15	28	.143	20	0-0
93	Harris, Latrell	D	18	7	6	13	10	0	0	1	1	0	109	11	29	33	.212	23	0-0
	X MacDonald, Mike	F	6	5	6	11	0	0	0	0	0	0	17	7	0	56	.089	40	0-0
66	Rose, Nick	G	18	2	8	10	0	0	0	0	2	0	14	0	0	2	1.000	1	0-0
5	Chapman, Sandy	D	18	1	8	9	10	0	0	1	1	0	79	7	15	8	.125	6	2-7
	X Caputo, Phil	F	6	6	2	8	5	1	0	0	0	0	12	13	0	26	.231	20	0-0
23	Rogers, Challen	D	17	3	4	7	7	0	0	0	1	0	66	13	8	21	.143	12	0-0
82	Magnuson, Jordan	D	17	2	5	7	8	0	0	0	0	0	85	10	11	7	.286	5	119-269
91	Hostrawser, Billy	D	18	2	4	6	14	0	0	0	0	0	73	6	14	9	.222	7	0-0
20	Kri, Bradley	D	12	1	5	6	10	0	0	0	0	0	81	9	12	11	.091	9	119-201
44	Gilbert, Jeff	D	17	0	2	2	10	0	0	0	0	0	56	6	12	6	.000	5	0-0
3	Sorensen, Brock	D	4	0	2	2	7	0	0	0	0	0	6	3	3	3	.000	3	0-0
	X Buczek, Connor	D	1	0	1	1	2	0	0	0	0	0	5	0	0	3	.000	1	0-0
9	Merrill, Patrick	D	2	0	0	0	6	0	0	0	0	0	1	0	0	0	.000	0	11-18
14	Marshall, Rob	D	1	0	0	0	0	0	0	0	0	0	0	0	0	0	.000	0	0-0
	TOTALS:	-	18	219	321	540	235	41	65	6	9	9	1425	337	180	1393	.157	1012	251-495

GOALTENDERS

#	GOALTENDER	GP	MIN	W	L	GA	GAA	SV	SV%
35	Miller, Brandon	5	64:02	1	1	11	10.31	36	.766
66	Rose, Nick	18	1019:56	8	8	184	10.82	631	.774
TOTALS:		18	-	9	9	200	11.11	667	.769

TORONTO ROCK

2017 PLAYOFF STATISTICS

RUNNERS

#	PLAYER	POS	GP	G	A	PTS	PIM	PPG	PPA	SHG	SHA	GWG	LB	TO	FT	S	SPCT	SOG	FO
17	Leblanc, Stephan	F	3	4	9	13	0	0	1	0	0	0	8	13	1	40	.100	26	0-0
26	Schreiber, Tom	F	3	5	7	12	0	0	2	0	0	0	17	8	1	32	.156	24	0-0
97	Reinholdt, Reid	F	3	5	7	12	0	0	1	0	0	0	14	8	0	25	.200	14	0-0
11	Hickey, Brett	F	3	3	8	11	10	2	1	0	0	0	14	8	0	27	.111	19	0-0
33	Beirnes, Kasey	F	3	5	2	7	0	2	0	0	0	0	15	5	0	22	.227	16	0-0
37	Merrill, Brodie	T	3	3	3	6	2	0	0	0	0	0	36	5	2	8	.375	8	0-0
6	McArdle, Kieran	F	3	1	5	6	5	0	0	0	0	0	5	10	0	27	.037	15	0-0
41	Lintner, Dan	F	3	3	2	5	5	0	0	0	0	1	6	5	0	22	.136	19	0-0
45	Edwards, Damon	D	3	3	1	4	0	0	0	0	0	0	9	3	1	9	.333	5	0-0
4	Gamble, Jesse	T	3	1	3	4	0	0	0	0	0	0	21	1	1	8	.125	5	0-0
20	Kri, Bradley	D	3	0	3	3	0	0	1	0	0	0	19	0	4	1	.000	1	33-69
23	Rogers, Challen	D	3	1	1	2	0	0	0	0	0	0	16	2	0	3	.333	3	0-0
44	Gilbert, Jeff	D	3	1	0	1	2	0	0	0	0	0	7	1	1	1	1.000	1	0-0
5	Chapman, Sandy	D	3	0	1	1	0	0	0	0	0	0	11	1	1	4	.000	0	0-0
82	Magnuson, Jordan	D	3	0	1	1	0	0	0	0	0	0	10	4	2	1	.000	1	4-13
93	Harris, Latrell	D	3	0	1	1	4	0	0	0	0	0	19	3	7	2	.000	1	0-0
66	Rose, Nick	G	2	0	1	1	0	0	0	0	0	0	0	0	0	0	.000	0	0-0
	X Hostrawser, Billy	D	2	0	0	0	0	0	0	0	0	0	5	0	1	0	.000	0	0-0
9	Merrill, Patrick	D	1	0	0	0	0	0	0	0	0	0	3	1	0	0	.000	0	0-0
3	Sorensen, Brock	D	0	0	0	0	0	0	0	0	0	0	0	0	0	0	.000	0	0-0
14	Marshall, Rob	D	0	0	0	0	0	0	0	0	0	0	0	0	0	0	.000	0	0-0
15	Evans, Turner	F	0	0	0	0	0	0	0	0	0	0	0	0	0	0	.000	0	0-0
TOTALS:		-	3	35	55	90	28	4	6	0	0	1	235	78	22	232	.151	158	37-82

GOALTENDERS

#	GOALTENDER	GP	MIN	W	L	GA	GAA	SV	SV%
35	Miller, Brandon	3	117:27	1	1	19	9.71	79	.806
66	Rose, Nick	3	62:30	0	1	12	11.52	38	.760
TOTALS:		3	-	1	2	34	11.33	117	.775

TORONTO ROCK

REGULAR SEASON CAREER RECORDS

Games Played Name	GP No.	Assists Name	A No.	Faceoff Wins Name	FOW No.	Penalty Minutes Name	PIM No.	Goalie Minutes Name	MIN No.
Colin Doyle	218	Colin Doyle	664	Patrick Merrill	813	Patrick Merrill	436	Bob Watson	10174
Bob Watson	208	Blaine Manning	526	Stephen Hoar	675	Dan Ladouceur	428	Nick Rose 4225	
Blaine Manning	181	Josh Sanderson	458	Steve Toll 317		Pat Coyle 305		Brandon Miller	1317
Sandy Chapman	179	Jim Veltman	380	Bradley Kri	315	Colin Doyle	267	Anthony Cosmo	1139
Rob Marshall	159	Stephan Leblanc	351	Ken Millin 306		Billy Hostrawser	244	Matt Roik 546	
Kasey Beirnes	156	Garrett Billings	315	Rory Graham	302	Jim Veltman	170	Steve Dietrich	345
Jim Veltman	154	Rob Hellyer	192	Peter Lough	190	Glenn Clark	162	Rob Blasdel	310
Patrick Merrill	150	Kasey Beirnes	179	Sandy Chapman	137	Blaine Manning	156	Pat Campbell	268
Dan Ladouceur	136	Aaron Wilson	144	Pat Jones 136		Damon Edwards	155	Mike Poulin	249
Josh Sanderson	135	Steve Toll 133		Jordan Magnuson	119	Rob Marshall	149	Phil Wetherup	118

Goals Name	G No.	Points Name	PTS No.	Loose Balls Name	LB No.	Forced Turnovers Name	FT No.	Goalie Saves Name	Saves No.
Colin Doyle	440	Colin Doyle	1104	Jim Veltman	1958	Brodie Merrill	92	Bob Watson	6316
Blaine Manning	307	Blaine Manning	833	Colin Doyle	857	Sandy Chapman	90	Nick Rose 2726	
Stephan Leblanc	247	Josh Sanderson	675	Blaine Manning	847	Jesse Gamble	69	Brandon Miller	861
Kasey Beirnes	245	Stephan Leblanc	598	Rob Marshall	759	Rob Marshall	63	Anthony Cosmo	687
Josh Sanderson	217	Jim Veltman	482	Sandy Chapman	746	Damon Edwards	55	Matt Roik 300	
Aaron Wilson	190	Garrett Billings	473	Josh Sanderson	666	Stephen Hoar	54	Steve Dietrich	206
Garrett Billings	158	Kasey Beirnes	424	Stephan Leblanc	639	Jeff Gilbert53		Rob Blasdel	177
Dan Stroup	119	Aaron Wilson	334	Jesse Gamble	636	Bill Greer 50		Pat Campbell	153
Rob Hellyer	114	Rob Hellyer	306	Pat Coyle 597		Cam Woods	46	Mike Poulin	147
Brett Hickey	113	Steve Toll 229		Kasey Beirnes	596	Patrick Merrill	44		
				Patrick Merrill	596				

PLAYOFF CAREER RECORDS

Games Played Name	GP No.	Assists Name	A No.	Faceoff Wins Name	FOW No.	Penalty Minutes Name	PIM No.	Goalie Minutes Name	MIN No.
Colin Doyle	29	Colin Doyle	58	Patrick Merrill	135	Pat Coyle 59		Bob Watson 1213	
Sandy Chapman	25	Stephan Leblanc	43	Stephen Hoar	94	Patrick Merrill	29	Brandon Miller	405
Bob Watson	21	Blaine Manning	41	Rory Graham	47	Damon Edwards	25	Nick Rose 250	
Patrick Merrill	20	Jim Veltman	38	Ken Millin 45		Dan Ladouceur	19		
Blaine Manning	18	Garrett Billings	32	Bradley Kri	33	Glenn Clark	19		
Kasey Beirnes	18	Josh Sanderson	26	Steve Toll 32		Scott Evans	19		
Stephan Leblanc	18	Steve Toll 25				Colin Doyle	16		
Rob Marshall	17	Rob Hellyer	23			Stephen Hoar	15		
Jim Veltman	15	Brett Hickey	17			Ian Rubel 14			
Dan Ladouceur	14	Kim Squire	15			Jim Veltman	14		
Jeff Gilbert 14						Brett Hickey	14		
						Sandy Chapman	14		
Goals Name	G No.	Points Name	PTS No.	Loose Balls Name	LB No.	Forced Turnovers Name	FT No.	Goalie Saves Name	Saves No.
Colin Doyle	55	Colin Doyle	113	Jim Veltman	207			Bob Watson	749
Kasey Beirnes	31	Stephan Leblanc	67	Colin Doyle	126			Brandon Miller	280
Stephan Leblanc	24	Blaine Manning	64	Sandy Chapman	106			Nick Rose 145	
Blaine Manning	23	Jim Veltman	49	Blaine Manning	97				
Dan Stroup	22	Garrett Billings	47	Glenn Clark	87				
Josh Sanderson	19	Josh Sanderson	45	Kasey Beirnes	78				
Garrett Billings	15	Kasey Beirnes	43	Pat Coyle 78					
Kim Squire	14	Steve Toll 33		Patrick Merrill	77				
Jim Veltman	11	Rob Hellyer	33	Rob Marshall	77				
Rob Hellyer	10	Kim Squire	29	Steve Toll 76					
Brett Hickey	10								

TORONTO ROCK

SINGLE SEASON RECORDS

Goals G Season

Brett Hickey	50	2015
Colin Doyle	47	2002
Stephan Leblanc	45	2014
Rob Hellyer	45	2016
Brett Hickey	45	2017
Colin Doyle	43	2006
Colin Doyle	42	2005
Aaron Wilson	41	2005
Blaine Manning	40	2003
Colin Doyle	39	2003
Blaine Manning	39	2005
Aaron Wilson	39	2006

Assists A Season

Josh Sanderson	83	2015
Garrett Billings	82	2012
Josh Sanderson	71	2005
Garrett Billings	70	2013
Colin Doyle	69	2005
Josh Sanderson	69	2006
Garrett Billings	69	2014
Rob Hellyer	68	2016
Blaine Manning	66	2005
Colin Doyle	62	2010

Points Pts Season

Garrett Billings	114	2012
Rob Hellyer	113	2016
Colin Doyle	111	2005
Blaine Manning	105	2005
Josh Sanderson	102	2005
Josh Sanderson	102	2015
Garrett Billings	101	2014
Garrett Billings	100	2013
Josh Sanderson	98	2006
Colin Doyle	96	2006

Loose Balls LB Season

Jim Veltman	226	2006
Jim Veltman	207	2003
Jim Veltman	203	2002
Jim Veltman	194	1998
Jim Veltman	193	2005
Brodie Merrill	180	2016
Jim Veltman	179	2004
Brodie Merrill	171	2017
Jim Veltman	166	1999
Jim Veltman	164	2000

Penalty Minutes PIM Season

Billy Hostrawser	90	2015
Billy Hostrawser	85	2016
Cam Woods	78	2008
Patrick Merrill	73	2015
Pat Coyle	65	2001
Pat Coyle	60	2002
Dan Ladouceur	60	2001
Dan Ladouceur	55	2002
Billy Hostrawser	55	2014
Kim Squire	54	2002
Dan Ladouceur	54	2003
Brodie Merrill	54	2016

Faceoffs Won FOW Season

Bradley Kri	196	2016
Stephen Hoar	185	2009
Patrick Merrill	179	2006
Peter Lough	160	2008
Rory Graham	158	2000
Stephen Hoar	146	2012
Patrick Merrill	145	2005
Rory Graham	144	1999
Stephen Hoar	135	2011
Pat Jones	131	2003

Forced Turnovers FT Season

Brodie Merrill	32	2015
Brodie Merrill	31	2016
Brodie Merrill	29	2017
Latrell Harris	29	2017
Stephen Hoar	25	2011
Phil Sanderson	23	2011
Sandy Chapman	21	2015
Cam Woods	19	2011
Damon Edwards	17	2014
Jesse Gamble	17	2014
Bill Greer	17	2014

Saves Svs Season

Nick Rose	631	2017
Nick Rose	607	2013
Bob Watson	586	2007
Bob Watson	575	2006
Bob Watson	543	2005
Nick Rose	542	2014
Bob Watson	530	2011
Bob Watson	525	2009
Bob Watson	513	2008
Nick Rose	480	2016

TORONTO ROCK

ALL-TIME RECORDS VS. OPPONENTS

	REGULAR SEASON									PLAYOFFS								
	ROAD			HOME			OVERALL			ROAD			HOME			OVERALL		
	GP	W	L	GP	W	L	GP	W	L	GP	W	L	GP	W	L	GP	W	L
Buffalo	28	15	13	25	14	11	53	29	24	1	1	0	4	2	2	5	3	2
Calgary	16	9	7	17	12	5	33	21	12									
Colorado	9	2	7	9	5	4	18	7	11	-	-	-	3	3	0	3	3	0
(as Colorado)	4	1	3	4	1	3	8	2	6	-	-	-	1	1	0	1	1	0
(as Was. Power)	2	0	2	2	1	1	4	1	3	-	-	-	2	2	0	2	2	0
(as Pit. C.Fire)	1	1	0	1	1	0	2	2	0									
(as Baltimore)	2	0	2	2	2	0	4	2	2									
Georgia	10	6	4	10	5	5	20	11	9	1	0	1	2	0	2	3	0	3
(as Georgia)	2	1	1	2	0	2	4	1	3	1	0	1	1	0	1	2	0	2
(as Minnesota)	8	5	3	8	5	3	16	10	6	-	-	-	1	0	1	1	0	1
NE Black Wolves	24	13	11	23	15	8	47	28	19	-	-	-	4	3	1	4	3	1
(as NE Black Wolves)	3	1	2	4	2	2	7	3	4	-	-	-	1	1	0	1	1	0
(as Philadelphia)	21	12	9	19	13	6	40	25	15	-	-	-	3	2	1	3	2	1
Rochester	27	7	20	26	16	10	53	23	30	4	1	3	7	6	1	11	7	4
Saskatchewan	12	5	7	11	7	4	23	12	11									
(as Saskatchewan)	2	0	2	2	1	1	4	1	3									
(as Edmonton)	10	5	5	9	6	3	19	11	8	1	0	1	1	0	1	2	0	2
Vancouver Stealth	7	5	2	10	8	2	17	13	4	2	1	1	1	1	0	3	1	1
(as Van. Stealth)	4	3	1	4	4	0	8	7	1									
(as Was. Stealth)	1	1	0	2	1	1	3	2	1	1	0	1	1	1	0	2	1	1
(as San Jose)	-	-	-	1	1	0	1	1	0									
(as Albany)	2	1	1	3	2	1	5	3	2	1	1	0	-	-	-	1	1	0
Anaheim	1	1	0	-	-	-	1	1	0									
Arizona	1	1	0	3	2	1	4	3	1	-	-	-	1	1	0	1	1	0
(as Arizona)	-	-	-	2	1	1	2	1	1	-	-	-	1	1	0	1	1	0
(as Columbus)	1	1	0	1	1	0	2	2	0									
Boston	3	2	1	3	2	1	6	4	2									
Chicago	2	1	1	2	1	1	4	2	2									
Montreal	1	0	1	1	1	0	2	1	1									
NY Saints	3	2	1	5	5	0	8	7	1									
Orlando	3	1	2	4	1	3	7	2	5	1	1	0	-	-	-	1	1	0
(as Orlando)	1	0	1	1	0	1	2	0	2	1	1	0	-	-	-	1	1	0
(as NY Titans)	2	1	1	3	1	2	5	2	3									
Ottawa	6	6	0	6	6	0	12	12	0									
(as Ottawa)	3	3	0	3	3	0	6	6	0									
(as Syracuse)	3	3	0	3	3	0	6	6	0									
Vancouver Ravens	3	2	1	3	3	0	6	5	1									

TORONTO ROCK

ALL-TIME DRAFT HISTORY

2017 Entry Draft

Rd(overall)	Player Chosen	From
2(18)	Zac Masson	Orangeville Northmen
3(30)	Riley Hutchcraft	Mimico
4(35)	Alex Tulett	Brown University
4(40)	Josh Jubenville	Six Nations Arrows
5(49)	Christian Burgdorf	University of Denver
6(57)	Dan Craig	Penn State University

2016 Entry Draft

Rd(overall)	Player Chosen	From
1(2)	Challen Rogers	Stony Brook University
2(12)	Latrell Harris	St. Catharines
3(23)	Jordan Magnuson	Coquitlam Adanacs
5(42)	Jackson Hullbert	Burlington Chiefs
6(50)	Jamie McMahon	University of Waterloo

2015 Entry Draft

Rd(overall)	Player Chosen	From
2(10)	Turner Evans	Ohio State University
2(17)	Luc Magnan	Robert Morris University
4(34)	Kyle Aquin	RIT
6(53)	Jamie Batten	Halton Hills Jr. A
6(54)	Tyler Roche	Peterborough Jr. A

2014 Entry Draft

Rd(overall)	Player Chosen	From
4(33)	Brandon Benn	Johns Hopkins University
5(43)	Jordan Robertson	Whitby
6(51)	Brady Heseltine	Mercyhurst University
6(52)	Darryl Robertson	Whitby

2013 Entry Draft

Rd(overall)	Player Chosen	From
1(9)	Ethan O'Connor	Hobart
2(16)	Mike Woods	Albany
3(25)	Keegan Bal	New Westminster, BC
3(28)	Eric Law	Denver
4(35)	Emerson Clark	Whitby, ON
5(44)	Alex Lubczuk	Kitchner, ON

2012 Entry Draft

Rd(overall)	Player Chosen	From
2(14)	Bradley Kri	Orangeville, ON
2(20)	Mike Lum-Walker	Whitby, ON
3(25)	Kyle Pereira	Brampton, ON
3(27)	Kyle Belton	Stony Brook University
4(34)	Dustin Caravello	Orangeville, ON
5(43)	Robert Koger	Georgetown University
6(52)	Tyler Glebe	London, ON

2011 Entry Draft

Rd(overall)	Player Chosen	From
2(17)	Jesse Gamble	Cornell University
3(26)	Pete Rennie	Peterborough, ON
4(35)	Eric Bissell	Peterborough, ON
5(44)	Kyle Davis	Brampton, ON
6(50)	Phil Rawn	Kitchener, ON
6(53)	Mark Burnett	Mars Hills College

2011 Dispersal Draft

Rd(overall)	Player Chosen
2(18)	Jon Durno
3	Pass

2010 Entry Draft

Rd(overall)	Player Chosen	From
2(14)	Glen Bryan	Orangeville, ON
2(16)	Sean Robinson	Hobart College
3(30)	Rob Hellyer	Orangeville, ON
4(34)	Kyle O'Brien	Dowling College
4(40)	Michael McNamara	Six Nations, ON
5(50)	Ryan Dilks	Coquitlam, BC
6(59)	Sean Gillies	RIT

2010 Dispersal Draft

Rd(overall)	Player Chosen
1(9)	Mike McLellan
2(19)	Mat MacLeod
3(29)	Pass

2009 Entry Draft

Rd(overall)	Player Chosen	From
1(6)	Garrett Billings	University of Virginia
1(7)	Joel Dalgarno	Ohio State University
1(11)	Stephen Leblanc	Queens University
3(31)	Damon Edwards	Orangeville, ON
5(43)	Anthony Lackey	Orangeville, ON
6(53)	John Quarrie	Orangeville, ON

2009 Dispersal Draft

Rd(overall)	Player Chosen
1(2)	Tyler Codron
2(13)	Joel Weber
3(24)	Pass

2008 Dispersal Draft (CHI)

Rd(overall)	Player Chosen
1(3)	Bill McGlone
2(15)	Josh Wasson

2008 Entry Draft

Rd(overall)	Player Chosen	From
2(17)	Mike Fleming	Robert Morris University
3(28)	Nick Rose	Orangeville, ON
5(53)	Derrick Gordon	Orillia, ON
6(66)	Tommy Hurley	Burlington, ON

2007 Entry Draft

Rd(overall)	Player Chosen	From
2(21)	Mark Scherman	Notre Dame de Namur
3(35)	Matt Baker	Orangeville, ON
4(49)	Tyler Worden	Whitby, ON
4(54)	Wes McDonald	Hobart College
5(63)	Wes McFarlane	Roanoke College

2007 Dispersal Draft

Rd(overall)	Player Chosen
2(19)	Curtis Ptolemy
3(30)	Jon Harasym

2006 Entry Draft

Rd(overall)	Player Chosen	From
2(15)	Mike MacLeod	Orangeville, ON
2(19)	Jeff Gilbert	Robert Morris University
3(35)	Matt Carroll	Whitby, ON
4(45)	Bryan Riddell	Barrie, ON
5(58)	Joe Hall	Ottawa, ON
6(71)	Brady Campbell	Orangeville, ON
6(73)	Tim Chisolm	University of Hartford

2005 Entry Draft

Rd(overall)	Player Chosen	From
2(15)	Tyler Gibbons	Owen Sound, ON
3(23)	Nathan Gilchrist	Six Nations, ON
3(32)	Cam Monroe	Kitchener, ON
3(33)	Chet Koneczny	Orangeville, ON
4(44)	Sean Felstead	Brampton, ON
5(55)	Nick Inch	Kitchener, ON
6(61)	Travis Gault	Orangeville, ON
6(67)	Ben Powless	Six Nations, ON

2004 Entry Draft

Rd(overall)	Player Chosen	From
2(16)	Jeff Summerfield	Brampton, ON
3(22)	Andrew Burkholder	Spartan, ON
3(27)	Donevan Ruesen	Spartan, ON
4(38)	David Campbell	Whitby, ON
5(50)	Kris Bryan	Orangeville, ON
6(61)	Jordan Bosomworth	Elora, ON

2003 Entry Draft

Rd(overall)	Player Chosen	From
1(8)	Josh Bergey	Salisbury University
2(13)	Stew Monture	Six Nations, ON
2(17)	Ryan McClay	Cornell University
4(38)	Matt Marchildon	Brock, ON
5(48)	Chad Francis	Barrie, ON
6(58)	Chris McElory	Orangeville, ON
7(68)	Cal Smith	Adelphia University
8(79)	Joshua Arnold	Milton, ON
8(80)	Justin Kennedy	Barrie, ON

2003 Dispersal Draft

Rd(overall)	Player Chosen
1(11)	Ryan Painter
2(22)	Kevin Lunnie
3(33)	Ryan McNish

2002 Entry Draft

Rd(overall)	Player Chosen	From
1(1)	Patrick Merrill	Mercyhurst College
1(10)	Brian Croswell	Peterborough, ON
1(13)	John McLellan	Toronto, ON
2(25)	Bobby McBride	Toronto, ON
3(37)	Garret Kikot	Toronto, ON
4(49)	Scott Stapleford	Whitby, ON
5(61)	Craig Seibel	Kitchener, ON
6(73)	Mark Craig	Whitby, ON
7(85)	Tom Montour	Six Nations, ON
8(97)	Matt Marchildon	Orangeville, ON
9(109)	Brian LaMastro	University of Hartford

2001 Entry Draft

Rd(overall)	Player Chosen	From
1(12)	Sandy Chapman	Brampton, ON
2(21)	Barrett Church	Whitby, ON
2(25)	Kevin Fines	Burnaby, ON
3(38)	John Preece	Victoria, BC
4(51)	Charles Duxtater	Burlington, ON
5(64)	Chris Durno	Toronto, ON
6(77)	Matt Skinnie	St. Catharines, ON
7(90)	Bill Taylor	Wallaceburg, ON
8(103)	Rich Dommer	Adelphi University
9(116)	Russ Davis	Six Nations, ON

2000 Entry Draft

Rd(overall)	Player Chosen	From
1(9)	Jamie Taylor	Burlington, ON
2(18)	Drew Candy	Mississauga, ON
3(27)	Matt Dwane	Burnaby, ON
4(36)	Carter Livingston	Toronto, ON
5(45)	Chris MacKay	Victoria, BC
6(54)	Nick Schroeder	Soth Fraser, BC
7(63)	Wes Suddons	Whitby, ON
8(72)	Mike McLellan	Toronto, ON
9(81)	J.J. Dickie	Orangeville, ON

1999 Entry Draft

Rd(overall)	Player Chosen	From
1	John Olson	Burnaby, BC
1	Kevin Langdale	Rochester Inst. Of Tech.
2	Adam Bysouth	Burnaby, BC
3	Ryan Okada	South Fraser, BC
5	Brad Reed	Whitby, BC
6	Niall Maynard	Whitby, BC
7	Jayne Bryde	South Fraser, BC
8	Mike Kennedy	New Westminster, BC
9	Matt Roik	St. Catharines, BC

1998 Entry Draft

Rd(overall)	Player Chosen	From
1	Kaleb Toth	Burnaby, BC
1	Rory Graham	Burnaby, BC
2	Cam Sedgewick	Burnaby, BC
3	Brad Dairon	Burnaby, BC
4	Jason Crosbie	Brooklin, ON
5	Ryan Gray	Toronto, ON
6	Craig Fotopoulos	Kitchener, ON
7	Jamie Yale	Peterborough, ON
8	Scott Forbes	Whitby, ON
9	Peter Lough	Brooklin, ON

1997 Entry Draft

Rd(overall)	Player Chosen	From
1	Ken Millin	Six Nations, ON
2	Derek Malawsky	New Westminster, BC
3	Chris Langdale	Cornell University
4	Glenn Clark	Brooklin, ON
5	Ryan Phillips	Peterborough, BC
6	Steve Toll	Niagara Falls, ON
7	Pat Jones	Whitby, ON
8	Kris Bryde	Coquitlam, BC
9	Chad Squire	Six Nations, ON

1997 Western Canadian Draft

Rd(overall)	Player Chosen	From
1	Chris Gill	Maple Ridge, BC
2	Dan Stroup	Burnaby, BC
3	Pat Coyle	Coquitlam, BC

1997 Expansion and Supplemental Draft

Rd(overall)	Player Chosen	From
1	Bill Callan	Buffalo, NY
2	Dallas Squire	Six Nations, ON
3	Jonas Derks	Brooklin, ON

TORONTO ROCK

ALL-TIME COACHING HISTORY

Season	Coach	Regular Season			Playoffs		
		Won	Lost	Win Pct.	Won	Lost	Win Pct.
1998	Bartley, Les	6	6	.500	-	-	-
1999	Bartley, Les	9	3	.750	2	0	1.000
2000	Bartley, Les	9	3	.750	2	0	1.000
2001	Bartley, Les	11	3	.786	1	1	.500
2002	Bartley, Les	11	5	.688	2	0	1.000
2003	Bartley, Les	11	5	.688	2	0	1.000
	Total	57	25	.695	9	1	.900
2004	Comeau, Ed	2	4	.333	-	-	-
	Total	2	4	.333	0	0	.000
	Sanderson, Terry	8	2	.800	0	1	.000
2005	Sanderson, Terry	12	4	.750	2	0	1.000
2006	Sanderson, Terry	8	8	.500	0	1	.000
	Total	28	14	.667	2	2	.500
2007	Clark, Glenn	6	10	.375	0	1	.000
2008	Clark, Glenn	5	7	.417	-	-	-
2009	Clark, Glenn	1	2	.333	-	-	-
	Total	12	19	.387	0	1	.000
2008	Bullen, Terry	2	2	.500	-	-	-
	Total	2	2	.500	0	0	.000
2009	Batley, Jamie	5	8	.385	-	-	-
	Total	5	8	.385	0	0	.000
2010	Cordingley, Troy	9	7	.563	2	1	.667
2011	Cordingley, Troy	10	6	.625	3	0	1.000
2012	Cordingley, Troy	9	7	.563	1	1	.500
2013	Cordingley, Troy	10	6	.625	0	1	.000
	Total	38	26	.594	6	3	.667
2014	Lovell, John	9	9	.500	0	1	.000
2015	Lovell, John	14	4	.778	2	3	.400
2016	Lovell, John	5	13	.278	-	-	-
	Total	28	26	.519	2	4	.333
2017	Sawyer, Matt	9	9	.500	1	2	.333
	Total	9	9	.500	1	2	.333
	Grand Total	181	133	.576	20	13	.606



TORONTO ROCK

ALL-TIME SCHEDULE & RESULTS

1998 Season

Date	Opponent	Result
1/3/1998	vs. Rochester	L 14-15
1/17/1998	@ Baltimore	L 10-11
1/24/1998	vs. NY Saints	W 13-11
2/7/1998	@ Rochester	L 9-14
2/13/1998	@ NY Saints	L 10-11
2/21/1998	vs. Buffalo	W 17-15
2/28/1998	vs. Philadelphia	L 11-12
3/7/1998	vs. Syracuse	W 15-11
3/13/1998	vs. Baltimore	W 17-14
3/14/1998	@ Buffalo	L 12-14
3/27/1998	@ Syracuse	W 22-21
4/11/1998	@ Philadelphia	W 15-8

1999 Season

Date	Opponent	Result
1/9/1999	@ Baltimore	L 10-21
1/22/1999	vs. Buffalo	W 11-10
1/29/1999	vs. Rochester	W 16-9
2/6/1999	@ Rochester	L 10-11
2/19/1999	vs. Philadelphia	W 9-7
2/26/1999	vs. NY Saints	W 13-9
2/27/1999	@ Philadelphia	L 11-12
3/13/1999	@ Syracuse	W 19-12
3/26/1999	vs. Syracuse	W 19-12
3/27/1999	@ Buffalo	W 13-12
4/2/1999	vs. Baltimore	W 16-15
4/9/1999	@ NY Saints	W 10-9
4/16/1999	vs. Philadelphia	W 13-2*
4/23/1999	vs. Rochester	W 13-10*\$

2000 Season

Date	Opponent	Result
1/8/2000	@ Buffalo	W 17-14
1/21/2000	vs. NY Saints	W 9-5
1/28/2000	@ PIT CrosseFireW	11-9
2/5/2000	@ Rochester	L 9-14
2/11/2000	vs. Rochester	W 11-10
2/26/2000	vs. Buffalo	L 12-18
3/3/2000	vs. Syracuse	W 15-10
3/11/2000	@ Albany	L 7-8
3/25/2000	@ Philadelphia	W 15-13
3/31/2000	vs. PIT CrosseFire	W 14-10
4/8/2000	vs. Albany	W 17-8
4/15/2000	@ Syracuse	W 25-11
4/22/2000	vs. Philadelphia	W 14-10*
5/6/2000	vs. Rochester	W 14-13*\$

2001 Season

Date	Opponent	Result
12/21/2000	vs. Ottawa	W 17-7
12/31/2000	@ Washington Power	L 12-13
1/5/2001	@ Ottawa	W 16-7
1/11/2001	vs. Albany	W 7-4
1/26/2001	vs. Washington Power	L 13-16
1/27/2001	@ Buffalo	W 14-13
2/3/2001	@ NY Saints	W 14-9
2/9/2001	vs. Philadelphia	W 17-11
2/17/2001	@ Rochester	L 7-12
2/25/2001	vs. NY Saints	W 10-9
3/10/2001	@ Philadelphia	W 11-7
3/16/2001	@ Columbus	W 8-5
3/31/2001	vs. Columbus	W 11-8
4/5/2001	vs. Rochester	W 11-4
4/21/2001	vs. Washington Power	W 10-9*
4/27/2001	vs. Philadelphia	L 8-9*\$

2002 Season

Date	Opponent	Result
11/17/2001	vs. Vancouver Ravens	W 16-11
12/1/2001	@ Vancouver Ravens	L 12-13
12/14/2001	vs. Ottawa	W 12-6
1/5/2002	@ Washington Power	L 11-12
1/12/2002	@ Calgary	W 15-12
1/26/2002	vs. Rochester	W 14-9
2/3/2002	vs. Montreal	W 17-12
2/10/2002	vs. Washington Power	W 17-14
2/16/2002	@ Ottawa	W 15-8
2/23/2002	vs. Calgary	W 14-13
3/2/2002	@ Buffalo	W 8-7
3/8/2002	@ Montreal	L 9-15
3/15/2002	vs. NY Saints	W 21-7
3/16/2002	@ Rochester	L 14-16
3/22/2002	vs. Philadelphia	W 17-9
3/23/2002	@ Philadelphia	L 11-12
4/5/2002	vs. Washington Power	W 12-11*
4/13/2002	@ Albany	W 13-12*\$

2003 Season

Date	Opponent	Result
12/27/2002	@ Albany	W 13-9
1/4/2003	@ Colorado	L 12-13
1/11/2003	vs. Albany	L 9-12
1/17/2003	@ Calgary	W 13-10
1/23/2003	@ Ottawa	W 15-6
1/24/2003	vs. Buffalo	W 17-13
2/1/2003	@ Philadelphia	W 13-9
2/7/2003	vs. Ottawa	W 13-10
2/8/2003	@ Buffalo	L 8-14
2/14/2003	@ Vancouver Ravens	W 12-10
2/22/2003	vs. Rochester	W 11-10
2/28/2003	vs. Calgary	W 15-6
3/7/2003	vs. Vancouver Ravens	W 11-7
3/14/2003	@ Rochester	L 10-13
3/21/2003	vs. Philadelphia	W 12-9
4/13/2003	vs. Colorado	L 10-13
4/26/2003	vs. Colorado	W 15-11*
5/3/2003	@ Rochester	W 8-6*\$

2004 Season

Date	Opponent	Result
1/10/2004	@ Rochester	L 8-13
1/16/2004	vs. Calgary	W 18-12
1/23/2004	vs. Vancouver Ravens	W 17-12
1/31/2004	@ Rochester	L 10-11
2/7/2004	vs. Philadelphia	L 8-10
2/13/2004	vs. Buffalo	L 9-13
2/20/2004	@ Vancouver Ravens	W 15-6
2/27/2004	vs. Philadelphia	W 18-15
2/28/2004	@ Philadelphia	W 11-10
3/5/2004	@ Buffalo	W 13-11
3/12/2004	vs. Rochester	W 13-9
3/13/2004	@ Philadelphia	W 12-10
3/26/2004	vs. Buffalo	W 14-11
3/27/2004	@ Buffalo	W 15-9
4/2/2004	@ Calgary	L 10-11
4/9/2004	vs. Rochester	L 11-13
4/25/2004	vs. Buffalo	L 10-19*

2005 Season

Date	Opponent	Result
1/7/2005	@ Buffalo	W 15-13
1/15/2005	vs. Minnesota	W 19-15
1/28/2005	vs. Rochester	L 6-15
1/29/2005	@ Rochester	L 11-12
2/11/2005	@ Minnesota	W 15-9
2/12/2005	vs. Calgary	W 16-10
2/25/2005	vs. Rochester	W 15-9
3/4/2005	vs. Buffalo	L 12-14
3/13/2005	@ Anaheim	W 14-6
3/18/2005	vs. Arizona	W 18-10
3/26/2005	@ Buffalo	W 12-8
4/1/2005	vs. Calgary	W 16-10
4/2/2005	@ Philadelphia	W 17-15
4/9/2005	@ Philadelphia	W 15-11
4/10/2005	vs. Philadelphia	W 14-13
4/17/2005	@ Calgary	L 12-20
4/29/2005	vs. Rochester	W 12-10*
5/14/2005	vs. Arizona	W 19-13*\$

2006 Season

Date	Opponent	Result
1/7/2006	vs. Arizona	L 13-14
1/13/2006	vs. Buffalo	L 11-13
1/14/2006	@ Rochester	L 9-14
1/21/2006	@ Buffalo	L 10-13
1/27/2006	vs. Edmonton	W 14-8
2/5/2006	@ Calgary	W 14-10
2/10/2006	vs. Rochester	W 11-10
2/11/2006	@ Edmonton	W 13-11
2/24/2006	vs. Philadelphia	W 12-11
3/3/2006	vs. Minnesota	W 13-8
3/4/2006	@ Philadelphia	L 12-14
3/11/2006	@ Buffalo	W 10-8
3/25/2006	vs. Calgary	L 9-11
4/1/2006	@ Minnesota	L 9-10
4/8/2006	vs. Philadelphia	W 15-14
4/15/2006	@ Rochester	L 7-10
4/22/2006	@ Rochester	L 8-16*



TORONTO ROCK

ALL-TIME SCHEDULE & RESULTS

2007 Season

Date	Opponent	Result
1/13/2007	@ Rochester	L 6-10
1/20/2007	vs. Rochester	L 15-19
1/27/2007	@ Philadelphia	L 9-10
2/2/2007	@ Buffalo	W 14-10
2/3/2007	vs. Buffalo	W 13-8
2/18/2007	vs. Chicago	W 11-10
2/23/2007	@ Calgary	W 12-9
2/24/2007	vs. Calgary	L 13-17
3/3/2007	@ NY Titans	L 10-13
3/16/2007	@ Edmonton	L 9-12
3/17/2007	vs. Colorado	L 12-13
3/23/2007	@ Minnesota	W 13-6
3/30/2007	vs. Philadelphia	W 15-6
4/6/2007	vs. Minnesota	L 11-13
4/7/2007	@ Chicago	L 13-15
4/14/2007	vs. NY Titans	L 11-12
4/20/2007	@ Rochester	L 6-10*

2008 Season

Date	Opponent	Result
1/5/2008	@ Chicago	W 11-9
1/11/2008	vs. Minnesota	L 16-17
1/12/2008	@ Minnesota	L 4-11
1/19/2008	@ Edmonton	W 14-9
1/26/2008	vs. NY Titans	W 14-10
2/9/2008	@ Rochester	L 4-11
2/15/2008	vs. Buffalo	W 11-8
3/1/2008	vs. Calgary	W 9-7
3/14/2008	vs. NY Titans	L 10-14
3/21/2008	vs. Edmonton	W 14-9
3/22/2008	@ Buffalo	W 13-9
4/5/2008	vs. Rochester	L 6-9
4/6/2008	@ Philadelphia	L 9-11
4/12/2008	vs. Chicago	L 12-13
4/19/2008	@ Calgary	L 11-12
4/27/2008	vs. Philadelphia	L 14-15

2009 Season

Date	Opponent	Result
1/3/2009	@ NY Titans	W 15-14
1/10/2009	vs. Buffalo	L 6-8
1/17/2009	vs. Calgary	L 9-16
1/31/2009	@ Rochester	L 11-13
2/7/2009	vs. Edmonton	W 16-9
2/14/2009	@ Buffalo	L 10-25
2/20/2009	vs. Buffalo	L 16-17
2/27/2009	vs. Minnesota	L 10-13
2/28/2009	@ Rochester	L 10-18
3/14/2009	@ Boston	W 9-8
3/21/2009	vs. Rochester	W 16-10
3/27/2009	@ Calgary	W 12-10
3/28/2009	@ Edmonton	L 12-16
4/3/2009	vs. Boston	L 13-14
4/11/2009	@ Philadelphia	L 14-16
4/18/2009	vs. San Jose	W 15-11

2010 Season

Date	Opponent	Result
1/9/2010	@ Boston	W 17-7
1/15/2010	vs. Boston	W 8-7
1/23/2010	vs. Rochester	W 17-3
1/30/2010	@ Rochester	L 8-16
2/5/2010	vs. Philadelphia	W 19-11
2/6/2010	@ Buffalo	W 14-10
2/12/2010	vs. Edmonton	W 16-7
2/14/2010	@ Calgary	L 8-10
2/21/2010	@ Edmonton	L 13-14
2/27/2010	vs. Orlando	L 12-16
3/12/2010	vs. Buffalo	L 10-11
3/27/2010	@ Orlando	L 8-10
4/2/2010	vs. Calgary	W 9-8
4/3/2010	@ Philadelphia	W 13-6
4/10/2010	@ Buffalo	L 10-13
4/16/2010	vs. Rochester	W 15-7
5/1/2010	vs. Buffalo	W 13-11*
5/8/2010	@ Orlando	W 15-10*
5/15/2010	@ Washington Stealth	L 11-15*\$

2011 Season

Date	Opponent	Result
1/8/2011	vs. Edmonton	W 13-7
1/15/2011	@ Rochester	W 12-9
1/21/2011	vs. Boston	W 15-14
1/22/2011	@ Buffalo	L 14-15
1/29/2011	vs. Buffalo	W 8-5
2/5/2011	@ Boston	L 7-9
2/12/2011	vs. Calgary	W 9-8
2/18/2011	vs. Rochester	W 10-5
2/19/2011	@ Rochester	W 13-6
2/26/2011	@ Philadelphia	W 16-13
3/4/2011	vs. Philadelphia	W 15-10
3/25/2011	@ Calgary	L 9-14
4/1/2011	vs. Washington Stealth	W 13-12
4/2/2011	@ Philadelphia	L 11-12
4/8/2011	vs. Buffalo	L 8-11
4/16/2011	@ Edmonton	L 14-18
5/1/2011	vs. Rochester	W 10-8*
5/7/2011	@ Buffalo	W 12-11*
5/15/2011	vs. Washington Stealth	W 8-7*\$

2012 Season

Date	Opponent	Result
1/8/2012	vs. Calgary	L 9-12
1/14/2012	@ Buffalo	L 10-14
1/27/2012	vs. Rochester	W 13-11
1/28/2012	@ Calgary	W 14-13
2/4/2012	@ Philadelphia	W 15-6
2/18/2012	vs. Philadelphia	L 8-14
2/24/2012	vs. Rochester	W 16-12
3/3/2012	vs. Washington Stealth	L 9-14
3/9/2012	vs. Philadelphia	L 10-12
3/16/2012	vs. Buffalo	L 14-21
3/24/2012	@ Rochester	W 13-7
3/31/2012	@ Buffalo	W 15-9
4/7/2012	vs. Edmonton	W 12-8
4/14/2012	@ Colorado	L 12-19
4/20/2012	@ Washington Stealth	W 16-13
4/28/2012	@ Edmonton	W 12-11
5/5/2012	vs. Buffalo	W 7-6*
5/12/2012	vs. Rochester	L 13-17*

2013 Season

Date	Opponent	Result
1/12/2013	@ Calgary	W 13-11
1/13/2013	@ Edmonton	W 10-9
1/19/2013	vs. Philadelphia	L 7-8
1/25/2013	vs. Minnesota	W 13-12
1/26/2013	@ Rochester	W 11-7
2/2/2013	@ Buffalo	W 14-12
2/8/2013	@ Minnesota	L 12-13
2/15/2013	vs. Calgary	W 17-12
2/28/2013	vs. Buffalo	L 13-15
3/8/2013	vs. Colorado	W 14-10
3/16/2013	@ Philadelphia	W 13-8
3/24/2013	vs. Edmonton	L 12-17
3/29/2013	vs. Buffalo	W 18-11
3/30/2013	@ Rochester	L 8-12
4/7/2013	vs. Rochester	W 10-9
4/13/2013	@ Philadelphia	L 9-10
4/28/2013	vs. Minnesota	L 11-20*

2014 Season

Date	Opponent	Result
1/3/2014	vs. Calgary	W 16-11
1/10/2014	@ Buffalo	L 10-12
1/18/2014	@ Rochester	L 8-12
1/31/2014	vs. Vancouver Stealth	W 17-12
2/1/2014	@ Buffalo	L 10-12
2/7/2014	vs. Philadelphia	W 20-10
2/15/2014	vs. Rochester	L 9-17
2/22/2014	vs. Minnesota	W 14-12
2/28/2014	@ Edmonton	L 10-11
3/1/2014	@ Calgary	L 13-19
3/15/2014	vs. Rochester	L 12-17
3/16/2014	@ Minnesota	W 9-8
3/22/2014	@ Philadelphia	L 13-14
3/30/2014	vs. Edmonton	L 10-13
4/5/2014	@ Vancouver Stealth	W 17-9
4/12/2014	vs. Philadelphia	W 10-9
4/18/2014	vs. Buffalo	W 13-9
4/26/2014	@ Minnesota	W 8-6
5/3/2014	vs. Buffalo	L 13-15*

2015 Season

Date	Opponent	Result
1/3/2015	@ Rochester	W 13-12
1/10/2015	@ Vancouver Stealth	W 20-11
1/23/2015	vs. Buffalo	W 13-11
1/24/2015	@ Rochester	L 6-8
1/31/2015	vs. Calgary	W 12-11
2/13/2015	@ Minnesota	W 16-4
2/14/2015	vs. Minnesota	W 14-9
2/20/2015	vs. NE Black Wolves	W 13-12
2/27/2015	@ Edmonton	W 16-15
3/6/2015	@ Colorado	W 17-9
3/13/2015	@ Buffalo	L 12-15
3/14/2015	vs. Buffalo	W 11-10
3/21/2015	vs. Edmonton	L 9-11
3/28/2015	@ Calgary	W 12-10
4/3/2015	vs. Rochester	L 7-11
4/10/2015	vs. Vancouver Stealth	W 14-7
4/17/2015	vs. NE Black Wolves	W 15-12
5/1/2015	@ NE Black Wolves	W 10-7
5/16/2015	@ Rochester	L 9-10*
5/23/2015	vs. Rochester	W 11-8*
5/23/2015	vs. Rochester	W 8-2*m
5/30/2015	vs. Edmonton	L 9-15*\$
6/5/2015	@ Edmonton	L 10-11*\$

TORONTO ROCK

ALL-TIME SCHEDULE & RESULTS

2016 Season

Date	Opponent	Result
1/9/2016	@ Georgia	L 7-12
1/14/2016	vs. Rochester	L 7-12
1/16/2016	@ Rochester	L 5-12
1/23/2016	@ Buffalo	L 6-12
1/29/2016	vs. Georgia	L 17-20
2/14/2016	@ NE Black Wolves	L 16-17
2/19/2016	vs. Buffalo	W 14-12
2/27/2016	vs. Rochester	W 17-6
3/11/2016	vs. Calgary	L 10-15
3/13/2016	vs. Vancouver Stealth	W 9-6
3/25/2016	vs. Saskatchewan	L 9-11
3/26/2016	@ Saskatchewan	L 8-13
4/2/2016	@ Vancouver Stealth	W 13-11
4/9/2016	vs. NE Black Wolves	L 10-14
4/15/2016	vs. Buffalo	W 12-9
4/16/2016	@ Buffalo	L 8-14
4/23/2016	@ Colorado	L 5-10
4/30/2016	@ Calgary	L 17-18

2017 Season

Date	Opponent	Result
12/29/16	@ Rochester	W 12-5
1/14/17	vs. Saskatchewan	W 13-11
1/28/17	vs. Rochester	L 8-9
2/3/17	vs. Buffalo	W 18-10
2/12/17	@ Calgary	W 11-7
2/17/17	vs. Georgia	L 12-13
2/18/17	@ Rochester	W 10-6
2/25/17	@ Buffalo	L 12-15
3/3/17	vs. NE Black Wolves	L 9-10
3/11/17	vs. Calgary	W 16-10
3/17/17	vs. Colorado	L 11-14
3/24/17	@ Georgia	W 12-11
3/25/17	vs. Vancouver Stealth	W 13-7
3/31/17	@ Vancouver Stealth	L 11-14
4/2/17	@ NE Black Wolves	L 14-15
4/14/17	vs. Buffalo	L 8-13
4/22/17	@ Saskatchewan	L 10-15
4/29/17	@ Buffalo	W 19-15
5/6/17	vs. NE Black Wolves	W 18-10*
5/13/17	vs. Georgia	L 8-11*
5/20/17	@ Georgia	L 9-13*





VANCOUVER STEALTH

TEAM INFORMATION



DOUG LOCKER
President/General Manager



JAMIE BATLEY
Head Coach



TREVOR MCMANUS
Media Relations

Team Owners: Bill. & Denise Watkins
 President & General Manager: Doug Locker
 Chief Financial Officer: David Takata
 Vice President, Lacrosse Operations Brad Hock
 Head Coach/Assistant General Manager: Jamie Batley
 Assistant Coaches: Dave Evans, Clay Richardson, Jim Milligan
 Scouts: Jake Henhawk, Joe Romano, Kyle Sorensen
 Director of Lacrosse Operations: Brad Hock
 Media Relations: Trevor McManus
 Phone: 604-455-8830
 Email: media@stealthlax.com
 Broadcast Partners: TSN, TSN GO

TEAM INFORMATION

Home Arena/Seating Capacity: Langley Event Centre
 NLL Team Established: 1999 (as Albany Attack)
 Colors: Black, Red & White

2018 Schedule

Date	Time	Away	Home
Dec. 8	7:30 PM	Colorado	Vancouver
Dec. 15	7:00 PM	Vancouver	Calgary
Dec. 29	7:30 PM	Vancouver	New England
Jan. 6	7:00 PM	Toronto	Vancouver
Jan. 13	7:30 PM	Vancouver	Buffalo
Jan. 26	7:30 PM	Vancouver	Colorado
Jan. 27	7:00 PM	Georgia	Vancouver
Feb. 3	7:30 PM	Vancouver	Saskatchewan
Feb. 10	7:00 PM	Saskatchewan	Vancouver
Feb. 16	7:00 PM	Vancouver	Calgary
Feb. 24	7:00 PM	New England	Vancouver
Mar. 3	7:30 PM	Vancouver	Saskatchewan
Mar. 17	7:00 PM	Colorado	Vancouver
Mar. 24	7:00 PM	Vancouver	Colorado
Mar. 31	7:00 PM	Calgary	Vancouver
Apr. 13	7:30 PM	Saskatchewan	Vancouver
Apr. 21	7:00 PM	Calgary	Vancouver
Apr. 28	7:05 PM	Vancouver	Georgia

2017 Season Results

Date	Opponent	Result
1/6/17	@ Calgary	W 12-11
1/7/17	@ Colorado	W 15-9
1/14/17	vs. Calgary	L 10-14
1/21/17	@ Buffalo	L 15-21
1/27/17	@ Saskatchewan	L 12-16
1/28/17	vs. Georgia	L 12-14
2/12/17	vs. Colorado	L 9-10
2/18/17	@ Calgary	W 13-10
2/25/17	vs. Rochester	L 8-12
3/4/17	vs. Saskatchewan	W 13-9
3/12/17	@ Colorado	W 10-6
3/17/17	vs. Buffalo	L 11-15
3/25/17	@ Toronto	L 7-13
3/31/17	vs. Toronto	W 14-11
4/8/17	@ Saskatchewan	L 12-16
4/15/17	vs. Calgary	W 15-11
4/22/17	vs. Colorado	W 13-7
4/29/17	@ NE Black Wolves	W 17-16
5/6/17	vs. Colorado	L 12-13*

VANCOUVER STEALTH

2017 REGULAR SEASON STATISTICS

RUNNERS

#	PLAYER	POS	GP	G	A	PTS	PIM	PPG	PPA	SHG	SHA	GWG	LB	TO	FT	S	SPCT	SOG	FO
15	Small, Corey	F	18	46	65	111	2	11	22	0	0	4	34	45	0	244	.189	167	0-0
10	Duch, Rhys	F	17	38	56	94	7	9	23	0	0	1	70	45	3	217	.175	167	0-1
18	Schuss, Logan	F	17	35	41	76	20	16	6	0	0	1	85	51	4	266	.132	192	0-0
78	Durston, Jordan	F	18	25	18	43	6	3	2	0	0	0	58	43	5	94	.266	69	0-0
55	McCready, Joel	F	18	19	21	40	23	1	3	0	0	0	59	56	7	117	.162	83	15-38
91	Conway, Cory	F	9	4	26	30	2	1	3	0	0	0	26	15	1	27	.148	19	0-0
19	Salt, Justin	T	18	11	17	28	6	0	0	2	0	1	114	22	35	46	.239	41	0-0
32	Rahe, James	F	11	7	18	25	0	1	2	0	0	0	31	15	1	62	.113	38	0-0
	X Beers, Matt	D	16	4	11	15	71	0	0	2	0	0	95	16	36	15	.267	10	0-0
	X Billings, Garrett	F	4	4	10	14	0	1	4	0	0	0	6	15	0	37	.108	24	0-0
	X Bal, Keegan	F	3	4	8	12	2	0	5	0	0	1	5	7	0	20	.200	16	0-0
80	McFetridge, Peter	T	18	7	4	11	35	0	0	0	0	0	55	10	12	23	.304	22	0-0
4	ODougherty, Chris	D	17	1	9	10	32	0	0	0	0	0	50	14	14	7	.143	5	0-1
22	Messenger, Evan	F	4	2	3	5	0	0	0	0	0	0	3	6	0	12	.167	10	0-0
6	Hodgson, Curtis	D	14	1	4	5	0	0	0	0	0	0	24	8	8	5	.200	5	0-1
16	Wagner, Ryan	T	11	1	4	5	13	0	0	0	0	1	44	9	7	2	.500	2	0-0
88	Hawksbee, Ian	D	17	0	5	5	8	0	0	0	1	0	115	8	22	1	.000	0	0-1
23	Hoggarth, Thomas	T	12	3	1	4	0	0	0	0	0	0	24	6	8	14	.214	10	0-0
20	Cornwall, Travis	T	11	2	1	3	4	0	0	0	0	0	22	10	10	10	.200	7	0-0
	X McKee, Thomas	F	1	1	2	3	2	0	0	0	0	0	2	3	0	4	.250	3	0-0
	X Smith, Cliff	T	11	2	0	2	31	0	0	0	0	0	27	8	6	14	.143	14	0-0
63	Clelland, Brandon	F	2	1	1	2	0	0	0	0	0	0	5	2	2	1	1.000	1	19-50
33	Harnett, Jon	D	3	0	0	0	4	0	0	0	0	0	4	1	2	0	.000	0	0-0
86	Lintz, John	D	12	0	2	2	0	0	0	0	0	0	44	7	14	0	.000	0	0-0
	X Toll, Jarrett	D	14	0	1	1	2	0	0	0	0	0	43	6	8	2	.000	2	104-241
	X Fowler, Brendan	T	6	0	1	1	0	0	0	0	0	0	36	12	1	7	.000	6	93-181
	X Goodwin, Justin	D	4	0	1	1	2	0	0	0	0	0	20	4	3	3	.000	1	0-0
	TOTALS:	-	18	218	345	563	294	43	70	4	1	9	1121	452	229	1250	.174	914	231-514

GOALTENDERS

#	GOALTENDER	GP	MIN	W	L	GA	GAA	SV	SV%
31	Belanger, Tye	16	818:52	7	7	154	11.28	601	.796
00	Richards, Tyler	18	268:17	2	2	60	13.42	169	.738
TOTALS:		18	-	9	9	221	12.28	770	.777

VANCOUVER STEALTH

2017 PLAYOFF STATISTICS

RUNNERS

#	PLAYER	POS	GP	G	A	PTS	PIM	PPG	PPA	SHG	SHA	GWG	LB	TO	FT	S	SPCT	SOG	FO
18	Schuss, Logan	F	1	3	6	9	0	1	1	0	0	0	2	4	0	17	.176	11	0-0
15	Small, Corey	F	1	6	0	6	0	0	0	0	0	0	0	3	0	14	.429	13	0-0
78	Durstun, Jordan	F	1	1	2	3	0	1	0	0	0	0	3	0	0	5	.200	3	0-0
19	Salt, Justin	T	1	1	1	2	0	0	0	0	0	0	9	0	2	4	.250	4	0-0
55	McCready, Joel	F	1	1	1	2	0	0	0	0	0	0	5	2	0	11	.091	8	0-0
2	Beers, Matt	D	1	0	2	2	0	0	0	0	0	0	7	1	2	1	.000	1	0-0
10	Duch, Rhys	F	1	0	2	2	0	0	1	0	0	0	0	5	0	7	.000	5	0-0
91	Conway, Cory	F	1	0	2	2	0	0	1	0	0	0	5	2	0	3	.000	1	0-0
5	Smith, Cliff	T	1	0	1	1	0	0	0	0	0	0	2	2	0	3	.000	3	0-0
22	Messenger, Evan	F	1	0	1	1	0	0	0	0	0	0	0	2	1	3	.000	3	0-0
33	Harnett, Jon	D	1	0	1	1	0	0	0	0	0	0	2	0	2	0	.000	0	0-0
3	Toll, Jarrett	D	1	0	0	0	0	0	0	0	0	0	6	0	2	0	.000	0	10-28
4	ODougherty, Chris	D	1	0	0	0	0	0	0	0	0	0	4	0	1	0	.000	0	0-0
6	Hodgson, Curtis	D	1	0	0	0	0	0	0	0	0	0	1	0	2	0	.000	0	0-0
23	Hoggarth, Thomas	T	1	0	0	0	0	0	0	0	0	0	2	0	0	0	.000	0	0-0
80	McFetridge, Peter	T	1	0	0	0	0	0	0	0	0	0	3	0	0	0	.000	0	0-0
88	Hawksbee, Ian	D	1	0	0	0	0	0	0	0	0	0	4	0	1	0	.000	0	0-0
20	Cornwall, Travis	T	0	0	0	0	0	0	0	0	0	0	0	0	0	0	.000	0	0-0
32	Rahe, James	F	0	0	0	0	0	0	0	0	0	0	0	0	0	0	.000	0	0-0
86	Lintz, John	D	0	0	0	0	0	0	0	0	0	0	0	0	0	0	.000	0	0-0
	X Wagner, Ryan	T	0	0	0	0	0	0	0	0	0	0	0	0	0	0	.000	0	0-0
	X Clelland, Brandon	F	0	0	0	0	0	0	0	0	0	0	0	0	0	0	.000	0	0-0
	TOTALS:	-	1	12	20	32	0	2	3	0	0	0	56	21	13	68	.176	52	10-28

GOALTENDERS

#	GOALTENDER	GP	MIN	W	L	GA	GAA	SV	SV%
00	Richards, Tyler	1	0:00	0	0	0	.00	0	.000
31	Belanger, Tye	1	60:00	0	1	13	13.00	32	.711
TOTALS:		1	-	0	1	13	13.00	32	.711

VANCOUVER STEALTH

REGULAR SEASON CAREER RECORDS

Games Played	GP	Assists	A	Faceoff Wins	FOW	Penalty Minutes	PIM	Goalie Minutes	MIN
Name	No.	Name	No.	Name	No.	Name	No.	Name	No.
Curtis Hodgson	211	Rhys Duch	477	Bob Snider	807	Eric Martin	401	Tyler Richards	5388
Rhys Duch	148	Gary Rosyski	280	Steve Fannell	528	Matt Beers	400	Rob Blasdel	3966
Gary Rosyski	132	Josh Sanderson	246	Mitch McMichael	396	Shaydon Santos	254	Anthony Cosmo	3021
Tyler Richards	131	Cam Sedgwick	236	Tim Booth	358	Gary Rosyski	249	Matt Roik	1655
Cam Sedgwick	120	Lewis Ratcliff	219	Jamison Koesterer	351	Kyle Sorensen	243	Brandon Miller	921
Eric Martin	114	Jeff Zywicki	203	Chris Cercy	212	Cam Woods	229	Tye Belanger	818
Shaydon Santos	111	Colin Doyle	193	Jarrett Toll	187	Jim Moss	212	Eric Penney	790
Matt Beers	110	Luke Wiles	155	Tyler Garrison	187	Phil Sanderson	159	Aaron Bold	399
Cam Woods	106	Corey Small	152	Shaydon Santos	164	Chris O'Dougherty	157	Kevin Crosswell	149
Chris O'Dougherty	98	Logan Schuss	124	Darren Reisig	140	Mike Grimes	111	Nick Patterson	114
Kyle Sorensen	98								
Goals	G	Points	PTS	Loose Balls	LB	Forced Turnovers	FT	Goalie Saves	Saves
Name	No.	Name	No.	Name	No.	Name	No.	Name	No.
Rhys Duch	351	Rhys Duch	828	Eric Martin	848	Matt Beers	122	Tyler Richards	3649
Gary Rosyski	250	Gary Rosyski	530	Cam Woods	799	Justin Salt	90	Rob Blasdel	2493
Jeff Zywicki	191	Lewis Ratcliff	402	Curtis Hodgson	708	Mike Grimes	80	Anthony Cosmo	1942
Lewis Ratcliff	183	Jeff Zywicki	394	Rhys Duch	686	Tyler Garrison	75	Matt Roik	988
Josh Sanderson	136	Josh Sanderson	382	Gary Rosyski	636	Curtis Hodgson	69	Tye Belanger	601
Cam Sedgwick	128	Cam Sedgwick	358	Phil Sanderson	524	Jeff Moleski	68	Eric Penney	530
Mike Regan	128	Colin Doyle	280	Matt Beers	520	Chris O'Dougherty	63	Brandon Miller	514
Dan Teat	125	Luke Wiles	271	Mike Grimes	512	Kyle Sorensen	51	Aaron Bold	260
Cam Sedgwick	122	Corey Small	266	Rob Blasdel	508	Ilija Gajic	47		
Luke Wiles	116	Dan Teat	218	Jim Moss	488	Ian Hawksbee	43		
Corey Small	114								

PLAYOFF CAREER RECORDS

Games Played	GP	Assists	A	Faceoff Wins	FOW	Penalty Minutes	PIM	Goalie Minutes	MIN
Name	No.	Name	No.	Name	No.	Name	No.	Name	No.
Curtis Hodgson	15	Rhys Duch	37	Bob Snider	82	Eric Martin	33	Tyler Richards	620
Kyle Sorensen	14	Gary Rosyski	25	Tim Booth	47	Kyle Sorensen	20	Anthony Cosmo	166
Rhys Duch	12	Colin Doyle	25	Jamison Koesterer	45	Paul Rabil	18	Rob Blasdel	161
Tyler Richards	12	Lewis Ratcliff	25	Steve Fannell	32	Matt Beers	16		
Jeff Zywicki	11	Cam Sedgwick	23	Andrew Biers	13	Shaydon Santos	10		
Cam Sedgwick	11	Jeff Zywicki	20	Chris Cercys	11	Rhys Duch	8	Goalie Saves	Saves
Mike Grimes	11	Luke Wiles	15	Jarrett Toll	10	Mike Grimes	8	Name	No.
Matt Roik	11	Josh Sanderson	12			Jim Moss	7	Tyler Richards	439
Eric Martin	11	Brett Bucktooth	10	Loose Balls	LB	Luke Wiles	7	Anthony Cosmo	103
Matt Beers	10	Mike Grimes	10	Name	No.			Rob Blasdel	100
		Tyler Richards	10	Eric Martin	83	Forced Turnovers	FT		
Goals	G			Kyle Sorensen	75	Name	No.		
Name	No.	Points	PTS	Mike Grimes	67	Mike Grimes	10		
Jeff Zywicki	32	Name	No.	Rhys Duch	58	Curtis Hodgson	7		
Rhys Duch	30	Rhys Duch	67	Jeff Zywicki	50	Matt Beers	6		
Lewis Ratcliff	17	Jeff Zywicki	52	Paul Rabil	50	Paul Rabil	5		
Gary Rosyski	13	Lewis Ratcliff	42	Curtis Hodgson	48	Chris O'Dougherty	3		
Cam Sedgwick	10	Gary Rosyski	38	Bob Snider	45	Craig Conn	3		
Josh Sanderson	9	Cam Sedgwick	33	Matt Beers	41	Justin Salt	3		
Luke Wiles	9	Colin Doyle	31	Cam Sedgwick	33				
Paul Rabil	8	Luke Wiles	24						
Dan Teat	7	Josh Sanderson	21						
Six players tied with	6	Paul Rabil	17						
		Cliff Smith	15						

VANCOUVER STEALTH

SINGLE SEASON RECORDS

Goals	G	Season	Penalty Minutes	PIM	Season
Jeff Zywicki	48	2008	Eric Martin	89	2009
Rhys Duch	48	2016	Eric Martin	71	2008
Lewis Ratcliff	46	2010	Matt Beers	71	2017
Corey Small	46	2017	Matt Beers	70	2014
Rhys Duch	45	2013	Matt Beers	67	2010
Mike Regan	44	2004	Matt Beers	60	2013
Gary Rosyski	44	2002	Gary Rosyski	58	2000
Rhys Duch	42	2011	Matt Beers	56	2016
Ted Dowling	41	2000	Kyle Sorensen	55	2008
Lewis Ratcliff	41	2011	Jim Moss	53	2002
Rhys Duch	41	2015	Eric Martin	53	2010
			Shaydon Santos	53	2002

Assists	A	Season	Faceoffs Won	FOW	Season
Colin Doyle	73	2009	Bob Snider	319	2012
Josh Sanderson	68	2002	Jamison Koesterer	265	2010
Corey Small	65	2017	Bob Snider	262	2013
Rhys Duch	63	2016	Mitch McMichael	241	2015
Rhys Duch	62	2015	Bob Snider	226	2011
Josh Sanderson	61	2004	Steve Fannell	215	2001
Colin Doyle	61	2008	Chris Cercy	212	2004
Colin Doyle	59	2007	Tim Booth	191	2008
Logan Schuss	57	2016	Tyler Garrison	176	2014
Rhys Duch	56	2017	Tim Booth	167	2007

Points	Pts	Season	Forced Turnovers	FT	Season
Colin Doyle	111	2009	Tyler Garrison	36	2014
Rhys Duch	111	2016	Matt Beers	36	2017
Corey Small	111	2017	Justin Salt	35	2017
Josh Sanderson	103	2002	Mike Grimes	27	2011
Rhys Duch	103	2015	Ilija Gajic	26	2014
Lewis Ratcliff	97	2010	Tyler Hass	26	2015
Rhys Duch	96	2013	Mike Grimes	25	2014
Rhys Duch	94	2017	Kyle Sorensen	23	2013
Lewis Ratcliff	92	2011	Matt Beers	23	2014
Rhys Duch	90	2011	Jeff Moleski	23	2014
Jeff Zywicki	90	2008			

Loose Balls	LB	Season	Saves	Svs	Season
Bob Snider	202	2012	Rob Blasdel	644	2002
Bob Snider	169	2013	Tye Belanger	601	2017
Rob Blasdel	158	2002	Tyler Richards	579	2013
Cam Woods	154	2001	Anthony Cosmo	571	2008
Phil Sanderson	154	2001	Anthony Cosmo	524	2007
Paul Rabil	153	2011	Tyler Richards	514	2012
Eric Martin	151	2008	Rob Blasdel	513	2003
Mitch McMichael	135	2015	Tyler Richards	496	2015
Eric Martin	132	2007	Tyler Richards	487	2014
John Rosa	127	2000	Rob Blasdel	474	2001
Jim Moss	127	2002			

VANCOUVER STEALTH

ALL-TIME RECORDS VS. OPPONENTS

	REGULAR SEASON									PLAYOFFS								
	ROAD			-HOME			OVERALL			ROAD			HOME			OVERALL		
	GP	W	L	GP	W	L	GP	W	L	GP	W	L	GP	W	L	GP	W	L
Buffalo	10	3	7	12	3	9	22	6	16									
Calgary	21	12	9	24	8	16	45	20	25	3	2	1	1	0	1	4	2	2
Colorado	25	11	14	24	17	7	49	28	21	1	1	0	1	0	1	2	1	1
(as Colorado)	24	10	14	22	16	6	46	26	20	1	1	0	1	0	1	2	1	1
(as Was. Power)	1	1	0	1	0	1	2	1	1									
(as Pit. C.Fire)	-	-	-	1	1	0	1	1	0									
Georgia	8	0	8	12	7	5	20	7	13									
(as Georgia)	1	0	1	1	0	1	2	0	2									
(as Minnesota)	7	0	7	11	7	4	18	7	11	1	1	0	1	1	0	2	2	0
NE Black Wolves	10	3	7	9	4	5	19	7	12									
(as NE Black Wolves)	2	2	0	1	0	1	3	2	1									
(as Philadelphia)	8	1	7	8	4	4	16	5	11									
Rochester	10	2	8	11	3	8	21	5	16	-	-	-	2	1	1	2	1	1
Saskatchewan	17	6	11	16	9	7	33	15	18									
(as Saskatchewan)	3	1	2	3	2	1	6	3	3									
(as Edmonton)	14	5	9	13	7	6	27	12	15	-	-	-	2	2	0	2	2	0
Toronto	10	2	8	7	2	5	17	4	13	1	0	1	2	1	1	3	1	2
Anaheim	5	4	1	3	3	0	8	7	1									
(as Anaheim)	3	2	1	2	2	0	5	4	1									
(as NJ Storm)	2	2	0	1	1	0	3	3	0									
Arizona	8	4	4	8	4	4	16	8	8	1	0	1	-	-	-	1	0	1
(as Arizona)	5	1	4	5	2	3	10	3	7	1	0	1	-	-	-	1	0	1
(as Columbus)	3	3	0	3	2	1	6	5	1									
Boston	2	0	2	1	1	0	3	1	2									
Chicago	-	-	-	2	1	1	2	1	1									
Montreal	1	1	0	1	1	0	2	2	0									
NY Saints	4	2	2	4	4	0	8	6	2									
Orlando	4	3	1	-	-	-	4	3	1									
(as Orlando)	1	1	0	-	-	-	1	1	0									
(as NY Titans)	3	2	1	-	-	-	3	2	1									
Ottawa	2	2	0	3	3	0	5	5	0									
(as Ottawa)	1	1	0	2	2	0	3	3	0									
(as Syracuse)	1	1	0	1	1	0	2	2	0									
Portland	6	4	2	6	1	5	12	5	7	1	1	0	1	0	1	2	1	1
Vancouver Ravens	2	1	1	2	2	0	4	3	1									



VANCOUVER STEALTH

ALL-TIME DRAFT HISTORY

2017 Entry Draft

Rd(overall)	Player Chosen
2(12)	Ryan Fournier
3(29)	Sam Degroot
4(39)	Jeff Wittio
5(48)	Erik Kratz
6(56)	Andrew Garant

2016 Entry Draft

Rd(overall)	Player Chosen
2(11)	James Rahe
4(32)	Adam Jay
5(41)	Cody Teichroeb
6(49)	Danton Miller

2015 Entry Draft

Rd(overall)	Player Chosen
2(19)	Jordan Durston Six Nations
2(21)	Shayne Adams
3(23)	Connor Brown
4(33)	Riley Campbell
4(39)	Evan Messanger
5(42)	Ryan Wagner
5(46)	Keegan Letourneau
6(49)	Marvin Curry

2014 Entry Draft

Rd(overall)	Player Chosen
2(12)	Conrad Chapman
3(21)	Brandon Clelland
3(23)	Dan Keane
3(25)	Jakob Doucet
4(30)	Matt Delmonico
5(39)	DJ Saari
6(48)	Steve Ferdinandi

2013 Entry Draft

Rd(overall)	Player Chosen
1(8)	Cody Bremner
2(17)	Nick Weiss
3(20)	Tyler Digby
3(22)	Kevin Neufeld
3(36)	Brett Dobray
4(36)	Blair Goss
5(41)	Josh Hawkins
5(45)	Brendan Rouse
6(54)	Chris Wardle

2012 Entry Draft

Rd(overall)	Player Chosen
2(11)	Tyler Garrison
2(12)	Billy Hostrawser
2(19)	Justin Pychel
3(21)	Mitch Jones
3(23)	Tim Henderson
4(30)	TJ Crowx
6(48)	Kyle Buchanan

2011 Entry Draft

Rd(overall)	Player Chosen
3(21)	Mike Mallory
3(22)	Adam McGourty
4(34)	Trevor Moore
5(43)	Brett Hickey
6(52)	Justin Salt

2011 Dispersal Draft

Rd(overall)	Player Chosen
1(8)	Jamie Rooney
2(17)	Josh Wasson
3(26)	Dan Teat
4	Pass

2009 Entry Draft

Rd(overall)	Player Chosen
2(13)	Matt Beers
2(23)	Erik Sage
3(24)	Ben Hunt
3(29)	Rhys Jones
3(30)	Ray Hodgkinson
5(49)	Chris Taylor
6(58)	Chris O'Dougherty

From
Loyola University
Port Coquitlam
St. Catharines
New Westminster
Windsor

From
Robert Morris University
Delta Sr. A
Langley Thunder
Six Nations

From
University of Detroit Mercy
Halton Hills Jr. B
Peterborough Jr. A
Delta Jr. A
Niagara Jr. B
Six Nations
Potomac State College

From
Nanaimo
Orangeville
University of Delaware
New Westminster
Seton Hill
Coquitlam
New Westminster

From
Cornell
Peterborough, ON
Robert Morris
Robert Morris
Langley, BC
Orangeville, BC
Loyola
New Westminster, BC
Victoria, BC

From
Coquitlam, BC
Orangeville, ON
Six Nations, ON
Orangeville, ON
Army
Mars Hill
Robert Morris

From
Delta, BC
Brampton, ON
Robert Morris
Windsor, ON
New Westminster, ON

From
Coquitlam, BC
Victoria, BC
University of North Carolina
Victoria, BC
Burnaby, BC
Georgetown University
Rutgers University

2009 Dispersal Draft

Rd(overall)	Player Chosen
1(7)	Peter Morgan
2(18)	Brad MacDonald
3(29)	Derek Lowe

2008 Entry Draft

Rd(overall)	Player Chosen
1(2)	Paul Rabil
1(3)	Rhys Duch
1(5)	Kevin Huntley
3(32)	Alex Turner
5(57)	Trevor Wagar
6(70)	Nick O'hara

2008 Dispersal Draft (CHI)

Rd(overall)	Player Chosen
1(7)	Steve McKinley
2(18)	Jake Byrne

2008 Dispersal Draft

Rd(overall)	Player Chosen
1(8)	Mike Grimes

2007 Entry Draft

Rd(overall)	Player Chosen
1(5)	Frank Resetarits
1(7)	Tom Johnson
3(31)	Steve Panarelli
4(46)	Tyler Richards
5(64)	Trevor Scott
6(73)	Ray Megill
6(78)	Andrew Recchione

2007 Dispersal Draft

Rd(overall)	Player Chosen
1(7)	Peter Veltman
2(18)	Sean Morris
3(31)	Keegan Davidson

2006 Entry Draft

Rd(overall)	Player Chosen
1(1)	Ryan Benesch
1(2)	Kyle Sorensen
1(7)	Paul Dawson
2(16)	Wes Green
4(42)	Brad Trottier
5(55)	Joe Vasold
6(68)	Steve Holmes

2005 Entry Draft

Rd(overall)	Player Chosen
1(6)	Matt Vinc
1(8)	Jeff Zywicki
1(11)	Ed Brown
2(19)	Jarett Park
3(25)	Tony Frick
4(36)	Daryl Seymour
5(47)	Grant Halford
6(58)	Will Patton

2005 Dispersal Draft

Rd(overall)	Player Chosen
1(3)	Matt Roik
2(14)	Mike Law

2004 Entry Draft

Rd(overall)	Player Chosen
1(3)	Ryan Boyle
2(12)	Eric Martin
2(17)	Mike Powell
3(24)	Matt Alrich
3(28)	Andrew Roth
4(39)	Nenad Gajic
5(51)	Drew Virk
6(62)	Walid Hajj
6(66)	Cory O'Neill

2004 Dispersal Draft

Rd(overall)	Player Chosen
1(4)	Kevin Olson
2(17)	Rich Catton

From
Johns Hopkins University
University of Stony Brook
Johns Hopkins University
Simon Fraser University
University of Vermont
Duke University

From
University of Albany
Bellarmine University
Syracuse University
Coquitlam, BC
Victoria, BC
University of Maryland
Univ. of Massachusetts

From
Kitchener, ON
Bellarmine University
Brampton, ON
Adelphi University
Barrie, ON
New York Tech
University of Virginia

From
Canisius College
Univ. of Massachusetts
Middlebury College
Syracuse University
Brown University
Bucknell University
Loyola College
Univ. of Cal. Santa Barbara

From
Princeton University
Salisbury University
Syracuse University
University of Delaware
Cortland State
Burnaby, BC
University of Maryland
Georgetown University
Salisbury University

2003 Entry Draft

Rd(overall)	Player Chosen
1(7)	Scott Ranger
1(10)	Kelly Hall
2(15)	Derek Lowe
2(18)	Andrew Biers
2(21)	Kyle McEwen
4(42)	Kilan Gbadebo
5(52)	Luke Gilbert
6(62)	Matt Bontaides
7(73)	Kevin Reid

2003 Dispersal Draft

Rd(overall)	Player Chosen
1(5)	Brennan Day
2(16)	Chris Konopliff
3(27)	Rick Matthews

2002 Entry Draft

Rd(overall)	Player Chosen
1(8)	Josh Coffman
2(11)	Brock Boyle
3(11)	Mark Morley
4(48)	Josh McNaughton
5(60)	Jamie Dowdell
6(72)	Michael McKay
7(84)	Tyler Harris
8(96)	Pat Magee
9(108)	Mike Mastriani

2001 Entry Draft

Rd(overall)	Player Chosen
1(7)	Brian Kazarian
2(20)	Chris White
3(32)	Jeff Sonke
3(33)	Doug Shanahan
4(46)	Stuart Schwartz
5(59)	Brock Robertson
6(72)	John Madigan
7(85)	Kyle Szymaczky
8(98)	Bobby Gormsen
9(111)	Steve Field

2000 Entry Draft

Rd(overall)	Player Chosen
2(10)	Mike Regan
2(14)	Aaron Wilson
3(25)	Mark Steenhuis
6(50)	Charlie Parsons
6(51)	Willie Buckland
7(59)	Greg Tregunno
8(68)	Darryl McDonald
9(77)	Jake Henhawk

1999 Entry Draft

Rd(overall)	Player Chosen
1(6)	Scott Stewart
3(18)	Rob Kirby
4(26)	Ken Montour
5(34)	Hamilton Pollard
6(42)	Kevin Howard
7(50)	Dennis DeBusschere
8(58)	Bruce Murray
9(66)	Bruce Codd

From
Victoria, BC
Whittier College
Port Coquitlam, BC
Whittier College
New Westminster, BC
Coquitlam, BC
Whittier College
Syracuse University
Coquitlam, BC

From
Syracuse University
Mississauga, ON
University of Massachusetts
Halton Hills, ON
Orangeville, ON
Whitby, ON
Clarington, ON
Toronto, ON
Siena College

From
Orangeville, ON
Peterborough, ON
University of North Carolina
Hofstra University
Duke University
Orillia, ON
Univ. of Massachusetts
Johns Hopkins University
University of North Carolina
Marymount College

From
Butler University
Kitchener, ON
St. Catharines, ON
Kitcheners, ON
Burlington, ON
Burlington, ON
St. Catharines, ON
Six Nations, ON


From
Burlington, ON
Whitby, ON
Six Nations, ON
Penn State University
Edmonton, AB
University of Delaware
New Westminster, BC
Orangeville, ON



VANCOUVER STEALTH

ALL-TIME COACHING HISTORY

Season	Coach	Regular Season			Playoffs		
		Won	Lost	Win Pct.	Won	Lost	Win Pct.
2000	Sanderson, Terry	6	6	.500	-	-	-
2001	Sanderson, Terry	5	9	.357	-	-	-
	Total	11	15	.423	0	0	.000
2002	McMahon, Bob	14	2	.875	1	1	.500
2003	McMahon, Bob	8	8	.500	-	-	-
	Total	22	10	.688	1	1	.500
2004	Mouradian, Johnny	11	5	.688	0	1	.000
2005	Mouradian, Johnny	4	12	.250	-	-	-
	Total	15	17	.469	0	1	.000
2006	Christianson, Walt	5	11	.313	-	-	-
2007	Christianson, Walt	9	7	.563	1	1	.500
2008	Christianson, Walt	9	7	.563	0	1	.000
	Total	23	25	.479	1	2	.333
2009	Dowling, Jeff	3	7	.300	-	-	-
	Total	3	7	.300	0	0	.000
	Hall, Chris	4	2	.667	1	1	.500
2010	Hall, Chris	11	5	.688	3	0	1.000
2011	Hall, Chris	8	8	.500	2	1	.667
2012	Hall, Chris	3	7	.300	-	-	-
2013	Hall, Chris	9	7	.563	2	1	.667
2014	Hall, Chris	4	14	.222	-	-	-
	Total	39	43	.476	8	3	.727
2012	Webster, Art	1	5	.167	-	-	-
	Total	1	5	.167	0	0	.000
2015	Perreault, Dan	5	13	.278	-	-	-
2016	Perreault, Dan	3	7	.300	-	-	-
	Total	8	20	.286	0	0	.000
2016	Batley, Jamie	2	6	.250	-	-	-
2017	Batley, Jamie	9	9	.500	0	1	.000
	Total	11	15	.423	0	1	.000
	Grand Total	133	157	.459	10	8	.556



VANCOUVER STEALTH

ALL-TIME SCHEDULE & RESULTS

2000 Season

Date	Opponent	Result
1/7/2000	@ Philadelphia	L 11-12
1/14/2000	vs. PIT CrosseFire	W 21-19
1/29/2000	@ NY Saints	L 16-17
2/5/2000	@ Buffalo	L 17-21
2/11/2000	vs. Syracuse	W 13-12
2/26/2000	@ Rochester	W 17-15
3/11/2000	vs. Toronto	W 8-7
3/17/2000	vs. NY Saints	W 16-6
3/31/2000	@ Syracuse	W 17-6
4/2/2000	vs. Philadelphia	L 12-13
4/8/2000	@ Toronto	L 8-17
4/15/2000	vs. Buffalo	L 13-15

2001 Season

Date	Opponent	Result
12/29/2000	vs. Ottawa	W 14-7
1/5/2001	vs. NY Saints	W 11-10
1/11/2001	@ Toronto	L 4-7
1/20/2001	vs. Rochester	L 11-12
1/27/2001	@ Philadelphia	L 9-18
2/9/2001	@ Ottawa	W 13-10
2/16/2001	@ Columbus	W 15-8
2/18/2001	vs. Washington Power	L 15-18
2/24/2001	@ NY Saints	L 11-13
3/9/2001	vs. Columbus	W 11-8
3/17/2001	@ Buffalo	L 13-18
3/30/2001	vs. Buffalo	L 14-17
4/7/2001	@ Rochester	L 7-14
4/14/2001	vs. Philadelphia	L 4-9

2002 Season

Date	Opponent	Result
11/16/2001	vs. NJ Storm	W 20-16
11/24/2001	@ Rochester	L 16-22
12/1/2001	vs. Philadelphia	W 20-16
12/8/2001	@ NJ Storm	W 13-5
12/21/2001	vs. NY Saints	W 20-8
1/12/2002	vs. Rochester	L 14-17
1/19/2002	vs. Ottawa	W 18-17
1/27/2002	@ Calgary	W 12-7
2/2/2002	@ NY Saints	W 13-8
2/8/2002	vs. Columbus	W 13-12
2/9/2002	@ Buffalo	W 11-9
2/16/2002	@ Washington Power	W 17-9
2/23/2002	vs. Buffalo	W 15-14
3/9/2002	@ Columbus	W 20-15
3/15/2002	@ Montreal	W 14-13
3/24/2002	vs. Montreal	W 14-6
4/6/2002	vs. Rochester	W 14-10*
4/13/2002	vs. Toronto	L 12-13*\$

2003 Season

Date	Opponent	Result
12/27/2002	vs. Toronto	L 9-13
1/2/2003	@ NY Saints	W 10-8
1/4/2003	@ Buffalo	L 10-11
1/11/2003	@ Toronto	W 12-9
1/17/2003	vs. Columbus	L 13-14
2/1/2003	@ Rochester	L 9-12
2/2/2003	vs. Rochester	L 13-14
2/15/2003	vs. Buffalo	L 11-16
2/21/2003	vs. Colorado	W 19-15
2/28/2003	@ NJ Storm	W 11-8
3/7/2003	@ Columbus	W 11-7
3/15/2003	vs. NY Saints	W 13-8
3/21/2003	@ Vancouver Ravens	L 15-16
3/28/2003	@ Colorad o	L 16-19
4/4/2003	vs. Philadelphia	W 14-13
4/12/2003	vs. Vancouver Ravens	W 12-8

2004 Season

Date	Opponent	Result
1/2/2004	@ Colorado	L 8-17
1/10/2004	vs. Colorado	W 13-12
1/23/2004	vs. Philadelphia	W 12-10
1/25/2004	@ Anaheim	W 8-7
1/30/2004	@ Arizona	L 13-16
2/8/2004	@ Vancouver Ravens	W 13-11
2/14/2004	@ Rochester	L 9-10
2/20/2004	@ Calgary	W 19-12
2/28/2004	vs. Arizona	W 13-12
3/13/2004	vs. Calgary	L 14-17
3/20/2004	vs. Vancouver Ravens	W 15-11
3/26/2004	@ Colorado	L 6-18
3/27/2004	vs. Anaheim	W 16-13
4/2/2004	@ Anaheim	W 12-9
4/3/2004	vs. Calgary	W 14-13
4/10/2004	vs. Arizona	W 19-13
4/18/2004	vs. Calgary	L 14-15*

2005 Season

Date	Opponent	Result
1/7/2005	@ Calgary	W 12-10
1/8/2005	vs. Calgary	L 10-14
1/21/2005	@ Arizona	W 14-13
1/22/2005	vs. Minnesota	L 8-9
1/29/2005	vs. Colorado	W 12-10
2/5/2005	@ Philadelphia	L 13-14
2/18/2005	vs. Colorado	L 6-14
2/24/2005	@ Colorado	L 8-14
3/11/2005	@ Arizona	L 12-13
3/12/2005	vs. Arizona	L 10-12
3/18/2005	@ Calgary	L 11-15
3/19/2005	vs. Calgary	L 10-11
3/25/2005	vs. Anaheim	W 15-14
3/26/2005	@ Anaheim	L 12-13
4/8/2005	vs. Rochester	L 7-8
4/16/2005	@ Buffalo	L 10-13

2006 Season

Date	Opponent	Result
1/6/2006	@ Edmonton	W 10-9
1/13/2006	@ Colorado	L 7-9
1/14/2006	vs. Colorado	W 10-7
1/21/2006	vs. Philadelphia	L 7-10
1/27/2006	vs. Portland	L 8-15
2/11/2006	@ Colorado	L 7-8
2/18/2006	@ Rochester	W 13-12
3/11/2006	vs. Edmonton	W 12-11
3/18/2006	vs. Calgary	W 14-13
3/25/2006	@ Portland	L 10-11
3/31/2006	vs. Buffalo	L 9-11
4/1/2006	@ Calgary	L 10-12
4/7/2006	vs. Portland	L 6-9
4/9/2006	@ Minnesota	L 8-9
4/14/2006	@ Arizona	L 13-16
4/15/2006	vs. Arizona	L 7-12

2007 Season

Date	Opponent	Result
1/5/2007	vs. Rochester	L 11-14
1/12/2007	@ Calgary	W 17-16
1/13/2007	vs. Arizona	L 11-14
1/20/2007	@ Philadelphia	L 8-9
1/26/2007	vs. Chicago	L 10-11
2/3/2007	vs. Calgary	L 11-15
2/24/2007	@ NY Titans	W 12-11
3/2/2007	@ Edmonton	W 11-9
3/17/2007	vs. Portland	W 17-8
3/24/2007	@ Portland	W 9-7
3/25/2007	vs. Edmonton	W 14-7
3/31/2007	@ Arizona	L 9-10
4/6/2007	@ Portland	W 9-8
4/7/2007	vs. Edmonton	W 9-8
4/12/2007	@ Colorado	L 12-13
4/13/2007	vs. Colorado	W 11-10
4/21/2007	@ Colorado	W 15-14*
4/28/2007	@ Arizona	L 7-9*

2008 Season

Date	Opponent	Result
1/12/2008	@ Calgary	W 13-12
1/25/2008	vs. Calgary	L 13-16
1/26/2008	@ Colorado	L 6-11
1/31/2008	@ NY Titans	W 12-7
2/2/2008	vs. Minnesota	L 12-14
2/9/2008	vs. Chicago	W 17-11
2/23/2008	@ Edmonton	W 11-8
3/8/2008	@ Colorado	W 12-8
3/14/2008	@ Philadelphia	L 13-16
3/22/2008	vs. Calgary	W 13-12
3/29/2008	@ Edmonton	L 5-12
4/5/2008	@ Portland	W 12-9
4/6/2008	vs. Portland	L 10-12
4/13/2008	vs. Edmonton	W 14-6
4/18/2008	vs. Portland	L 11-12
4/26/2008	vs. Colorado	W 11-6
5/4/2008	vs. Portland	L 16-18*

VANCOUVER STEALTH

ALL-TIME SCHEDULE & RESULTS

2009 Season

Date	Opponent	Result
1/9/2009	vs. Calgary	L 10-12
1/10/2009	@ Minnesota	L 7-10
1/18/2009	vs. Rochester	W 16-6
1/24/2009	@ Calgary	L 13-16
1/31/2009	vs. Edmonton	W 16-6
2/7/2009	@ Portland	L 13-16
2/21/2009	vs. Colorado	W 14-9
2/28/2009	@ Boston	L 10-16
3/1/2009	@ NY Titans	L 14-15
3/14/2009	vs. Colorado	L 11-14
3/21/2009	vs. Edmonton	W 11-10
3/28/2009	vs. Portland	L 12-14
3/29/2009	@ Portland	W 13-8
4/3/2009	vs. Minnesota	W 18-8
4/11/2009	@ Colorado	W 11-10
4/18/2009	@ Toronto	L 11-15
5/1/2009	@ Portland	W 20-16*
5/9/2009	@ Calgary	L 5-17*

2010 Season

Date	Opponent	Result
1/9/2010	vs. Colorado	W 17-8
1/15/2010	vs. Edmonton	W 15-7
1/22/2010	vs. Buffalo	W 13-11
1/23/2010	@ Calgary	W 16-15
1/30/2010	@ Colorado	W 12-11
2/5/2010	vs. Minnesota	W 12-9
2/13/2010	@ Minnesota	L 12-16
2/19/2010	vs. Calgary	L 9-13
2/27/2010	@ Boston	L 9-11
3/13/2010	@ Calgary	W 12-11
3/26/2010	@ Colorado	W 15-14
3/27/2010	vs. Colorado	W 12-9
4/2/2010	@ Edmonton	L 13-14
4/10/2010	@ Orlando	W 17-7
4/17/2010	vs. Edmonton	L 13-14
4/24/2010	vs. Rochester	W 14-9
5/1/2010	vs. Minnesota	W 14-10*
5/8/2010	vs. Edmonton	W 12-11*
5/15/2010	vs. Toronto	W 15-11*\$

2011 Season

Date	Opponent	Result
1/8/2011	@ Colorado	W 11-10
1/9/2011	vs. Calgary	L 11-13
1/14/2011	vs. Minnesota	L 8-16
1/22/2011	@ Calgary	W 19-14
1/29/2011	@ Minnesota	L 10-11
2/5/2011	@ Colorado	W 10-8
2/11/2011	@ Edmonton	L 12-14
2/12/2011	vs. Edmonton	L 14-15
2/18/2011	vs. Colorado	W 20-7
3/5/2011	@ Edmonton	W 18-10
3/13/2011	vs. Calgary	L 13-17
3/25/2011	vs. Boston	W 9-8
4/1/2011	@ Toronto	L 12-13
4/2/2011	@ Buffalo	W 10-9
4/9/2011	vs. Minnesota	W 16-15
4/16/2011	vs. Rochester	L 10-18
4/30/2011	@ Minnesota	W 14-8*
5/7/2011	@ Calgary	W 10-8*
5/15/2011	@ Toronto	L 7-8*\$

2012 Season

Date	Opponent	Result
1/14/2012	vs. Calgary	L 10-13
1/21/2012	@ Philadelphia	L 9-10
1/28/2012	vs. Edmonton	L 5-16
2/4/2012	@ Buffalo	W 11-10
2/10/2012	vs. Calgary	L 11-12
2/18/2012	@ Rochester	L 12-15
2/24/2012	vs. Minnesota	L 7-15
3/3/2012	@ Toronto	W 14-9
3/10/2012	@ Colorado	L 11-13
3/11/2012	vs. Colorado	W 11-8
3/24/2012	@ Edmonton	L 9-10
3/25/2012	vs. Minnesota	W 20-13
3/31/2012	@ Calgary	L 11-13
4/14/2012	@ Minnesota	L 9-14
4/20/2012	vs. Toronto	L 13-16
4/28/2012	vs. Buffalo	L 16-17

2013 Season

Date	Opponent	Result
1/5/2013	vs. Rochester	W 13-12
1/12/2013	@ Colorado	W 17-13
1/20/2013	vs. Edmonton	L 10-18
1/25/2013	@ Edmonton	W 12-10
1/26/2013	@ Minnesota	L 14-15
2/2/2013	@ Rochester	L 6-7
2/9/2013	vs. Colorado	W 13-6
2/15/2013	@ Edmonton	L 10-15
2/23/2013	vs. Calgary	W 16-14
3/3/2013	vs. Minnesota	W 11-8
3/9/2013	@ Philadelphia	W 16-10
3/16/2013	@ Minnesota	L 5-12
3/30/2013	vs. Calgary	L 11-13
4/6/2013	@ Calgary	W 12-11
4/13/2013	vs. Buffalo	L 10-15
4/20/2013	vs. Philadelphia	W 17-13
4/27/2013	vs. Edmonton	W 12-11*
5/4/2013	@ Calgary	W 14-13*
5/11/2013	vs. Rochester	L 10-11*\$

2014 Season

Date	Opponent	Result
1/4/2014	@ Colorado	L 12-13
1/11/2014	vs. Minnesota	W 8-5
1/17/2014	vs. Colorado	W 14-13
1/18/2014	@ Calgary	L 12-15
1/25/2014	vs. Edmonton	L 8-9
1/31/2014	@ Toronto	L 12-17
2/1/2014	@ Philadelphia	L 9-15
2/8/2014	vs. Colorado	L 9-10
2/14/2014	@ Colorado	W 19-9
2/15/2014	@ Calgary	L 9-20
3/8/2014	@ Edmonton	L 9-10
3/21/2014	vs. Calgary	L 8-13
3/29/2014	vs. Buffalo	W 12-8
4/5/2014	vs. Toronto	L 9-17
4/12/2014	@ Rochester	L 7-10
4/19/2014	vs. Philadelphia	L 11-15
4/25/2014	@ Edmonton	L 5-10
4/26/2014	vs. Calgary	L 8-14

2015 Season

Date	Opponent	Result
1/3/2015	@ Calgary	W 18-14
1/10/2015	vs. Toronto	L 11-20
1/17/2015	vs. Buffalo	L 13-14
1/24/2015	@ Colorado	L 9-20
1/31/2015	vs. Colorado	W 16-13
2/14/2015	vs. Calgary	W 13-9
2/21/2015	@ Calgary	L 13-16
2/28/2015	vs. Minnesota	W 21-15
3/14/2015	@ Edmonton	L 7-19
3/21/2015	vs. Colorado	L 11-14
3/29/2015	@ Colorado	L 6-12
4/3/2015	@ Edmonton	L 14-15
4/4/2015	vs. Edmonton	L 10-17
4/10/2015	@ Toronto	L 7-14
4/12/2015	@ NE Black Wolves	W 11-9
4/18/2015	vs. Rochester	L 9-13
4/25/2015	@ Buffalo	L 9-17
5/2/2015	vs. Calgary	L 13-14

2016 Season

Date	Opponent	Result
1/9/2016	vs. NE Black Wolves	L 7-17
1/15/2016	@ Saskatchewan	W 13-11
1/23/2016	vs. Colorado	L 5-14
1/30/2016	@ Calgary	L 13-15
2/6/2016	vs. Colorado	W 15-7
2/13/2016	@ Rochester	L 15-16
2/20/2016	vs. Calgary	W 14-13
2/27/2016	@ Colorado	L 10-11
3/5/2016	vs. Buffalo	L 8-13
3/13/2016	@ Toronto	L 6-9
3/19/2016	vs. Saskatchewan	L 16-24
3/25/2016	@ Buffalo	L 10-17
4/2/2016	vs. Toronto	L 11-13
4/9/2016	@ Calgary	L 12-16
4/16/2016	vs. Calgary	W 13-12
4/23/2016	vs. Saskatchewan	W 14-12
4/29/2016	@ Colorado	L 10-11
4/30/2016	@ Georgia	L 6-14

2017 Season

Date	Opponent	Result
1/6/17	@ Calgary	W 12-11
1/7/17	@ Colorado	W 15-9
1/14/17	vs. Calgary	L 10-14
1/21/17	@ Buffalo	L 15-21
1/27/17	@ Saskatchewan	L 12-16
1/28/17	vs. Georgia	L 12-14
2/12/17	vs. Colorado	L 9-10
2/18/17	@ Calgary	W 13-10
2/25/17	vs. Rochester	L 8-12
3/4/17	vs. Saskatchewan	W 13-9
3/12/17	@ Colorado	W 10-6
3/17/17	vs. Buffalo	L 11-15
3/25/17	@ Toronto	L 7-13
3/31/17	vs. Toronto	W 14-11
4/8/17	@ Saskatchewan	L 12-16
4/15/17	vs. Calgary	W 15-11
4/22/17	vs. Colorado	W 13-7
4/29/17	@ NE Black Wolves	W 17-16
5/6/17	vs. Colorado	L 12-13*

NATIONAL LACROSSE LEAGUE EXPANSION

PHILADELPHIA WINGS



PHILADELPHIA
WINGS
LACROSSE

Owner: Comcast-Spectacor
 Chief Operating Officer: Shawn Tilger
 Executive Director, Business Operations: Lindsey Masciangelo
 Executive Director of Lacrosse Operations: Sean Delaney
 Lacrosse Operations Manager: Alex Turner
 Digital Communications Manager: Dana Feigenbaum
 Marketing Coordinator: Kevin Konopelski

TEAM INFORMATION

Home Arena: Wells Fargo Center
 NLL Team Established: 2017
 Colors: Black, Gold, Red

NATIONAL LACROSSE LEAGUE EXPANSION

SAN DIEGO SEALS



Owner: Joe Tsai
 President: Steve Govett
 Vice President Business Operations: Josh Gross

TEAM INFORMATION

Home Arena: Valley View Casino Center
 NLL Team Established: 2017
 Colors: Black, Gold, Purple

HISTORY AND RECORDS

PRO LACROSSE TIMELINES

1986

3-13-86: Chris Fritz and Russ Cline incorporate the Eagle Pro Box Lacrosse League. Fritz is named President and Cline Executive Vice President. The League was to play in 1987 with four teams: Washington Wave at the Capital Centre; Baltimore Thunder at the Baltimore Arena; Philadelphia Wings at the Spectrum; and the New Jersey Saints at the Meadowlands Arena.

1987

1-9-87: The League makes final preparations to begin its first season with each of the four teams playing a six-game schedule, with three games at home and three on the road.

1-10-87: The first game in the League features Philadelphia at New Jersey in which the Saints defeat the Wings by the score of 11-8 before a crowd of 5,976 fans.

1-31-87: The Philadelphia Wings defeat the New Jersey Saints 17-11 at the Spectrum before a crowd of 14,903, the largest of 1987.

2-26-87: The Baltimore Thunder defeat the New Jersey Saints 14-9 in first round playoff action before a crowd of 8,586 at the Meadowlands. The Thunder advances to the championship game.

3-8-87: The Washington Wave advances to the championship game by defeating the Philadelphia Wings, 20-15.

3-21-87: The Baltimore Thunder, coached by Bob Griebbe, defeat the Washington Wave by a score of 11-10 to capture the first League Championship. A crowd of 7,019 was on hand at the Capital Centre.

3-22-87: The League announces a total of 124,536 fans attend Eagle Pro Box Lacrosse League games in its first year.

5-13-87: The League announces that Darrell Russell has been named Commissioner of the League.

1988

1-2-88: The League begins its second year with each of the four teams playing an eight-game schedule.

1-3-88: The New Jersey Saints and the defending champion Baltimore Thunder open the season in New Jersey. The Saints downed the defending champs 16-10 in front of 7,130 fans at the Meadowlands.

3-6-88: The New Jersey Saints eliminate the Philadelphia Wings from the playoffs with a 12-10 victory in front of a crowd of 4,118.

3-20-88: The New Jersey Saints become the second League champions by defeating the Washington Wave, 17-16 before 8,125 fans at the Capital Centre. For the Wave, it was the second time in as many years they reached the championship game, only to come away on the short end of a one-goal game.

5-15-88: The league becomes known as the Major Indoor Lacrosse League. (MILL)

10-18-88: The League announces that it will award expansion teams to Detroit and Boston. The teams will begin play in the 1989 season. The Detroit team will be named the Turbos and play in the Joe Louis Arena. Their team colors will be purple, silver and black. The Boston entry will be called the New England Blazers and play their home games at the Worcester Centrum. The Blazers team colors will be green, orange, and white.

10-27-88: The League announces that the Saints will relocate to the Nassau Coliseum on Long Island beginning in the 1989 season. The team name will be changed to the New York Saints to reflect their new home.

1989

1-6-89: The League prepares to open its third season with six teams – Baltimore Thunder, Detroit Turbos, New England Blazers, New York Saints, Philadelphia Wings and Washington Wave. Each of the six teams will play an eight-game schedule, with four home games and four road games.

1-7-89: In its first ever regular season game, 12,171 Detroit fans watch the expansion Turbos defeat the Washington Wave, 11-9, in the 1989 League opener.

2-4-89: The New York Saints defeat the Baltimore Thunder, 12-11, in the lone overtime game of the 1989 season.

3-19-89: Regular season attendance figures for the League total 230,724 for 24 regular season games, an average of 9,614 per game.

4-1-89: The New York Saints knock the Detroit Turbos out of the playoffs with a 9-8 win.

4-7-89: The Philadelphia Wings became the third different team to capture the League Championship. In front of a record post-season crowd of 16,042 Philadelphia fans at the Spectrum, the Wings defeat the New York Saints, 11-10, to win the title.

4-8-89: The League announces its attendance figures for the 1989 regular and post-season games. Attendance reached 255,088 in 1989, an average of 9,811 per game.

6-14-89: The League announces a new expansion team, the Pittsburgh Bulls. The Bulls will call the Civic Arena home and sport the traditional Pittsburgh colors of black and gold.

1990

1-4-90: The League prepares to open its fourth season with six teams – Baltimore Thunder, Detroit Turbos, New England Blazers, New York Saints, Philadelphia Wings and Pittsburgh Bulls. Each of the six teams will once again play an eight-game schedule featuring four home and away games.

1-5-90: In its first ever-regular season game, 9,213 Pittsburgh fans watch the expansion Bulls defeat the New England Blazers, 14-11, in the League's regular season opener.

2-17-90: A crowd of 10,904 witnessed the first regular season double overtime game in League history, as the Philadelphia Wings edge the Baltimore Thunder 13-12.

3-24-90: The New York Saints defeat the Philadelphia Wings, 8-5, before the first sellout and largest crowd in League history - 17,177 at the Spectrum in Philadelphia. The Saints victory forces a rematch the next week in the playoffs.

3-25-90: The League announces that the 1990 regular season attendance figures reached 262,554.

3-26-90: The League announces its first All-Pro teams. First team honors go to Rick Sowell of the Baltimore Thunder, Brad Kotz and John Tucker of the Philadelphia Wings, Brian Nikula of the Pittsburgh Bulls, Jay Fay of the New England Blazers and Ted Sawicki of the Detroit Turbos. Second team honors go to Toby Boucher and Dan O'Neill of the New England Blazers, Tim Welsh of the Baltimore Thunder, Don Borges of the New York Saints, Dave Pietramala of the Pittsburgh Bulls and Ron Martinello of the Detroit Turbos.

4-7-90: The Philadelphia Wings become the first team to win two League Championship Games, as they defeat the New England Blazers 17-7, in front of 11,479 fans at the Spectrum.

4-14-90: The League announces that attendance for the 26 games were 287,585, an average of 11,060 per game.

5-27-90: The League announces that identical twins Paul and Gary Gait, who earned three-time All-American status at Syracuse University, were drafted and signed to play with the Detroit Turbos. The Gaits were the leaders on the Syracuse NCAA Championship teams of 1988, 1989, and 1990.

12-4-90: The season schedule is increased from eight games to ten, with each team playing five games at home and on the road.

12-29-90: The professional debuts of Detroit rookie twin brothers Paul and Gary Gait was successful, as they paced the Turbos to a 20-16 victory over the Baltimore Thunder.

HISTORY AND RECORDS

PRO LACROSSE TIMELINES

1991

2-8-91: Rick Nichols is appointed as Vice President and General Manager of the League.

2-10-91: The Detroit Turbos outpace the Philadelphia Wings, 14-12, at the Spectrum before 16,642 fans, the largest crowd of the season.

3-27-91: 1991 was a record-breaking year, especially in Detroit. Rookies Paul and Gary Gait set new standards in most offensive categories. Paul scored a record 47 goals, while Gary was second in the league with 32. Gary established new records with 36 assists and 68 points. Both Gait brothers are named First Team All-Pro. As a team, the Turbos set records for goals scored with 184, assists with 227 and total points with 411.

4-6-91: The Detroit Turbos defeat the Baltimore Thunder, 14-12, to claim the League's fifth title and the Turbos first. The World Championship Game was attended by 10,814 at the Baltimore Arena.

4-20-91: The National Division All-Stars defeat the American Division All-Stars, 25-20, in the inaugural League All-Star Game. A crowd of 7,658 witnesses the All-Star gala at the Spectrum in Philadelphia.

10-1-91: The League announces the Buffalo Bandits as an expansion team to join the league for the 1992 season. The Bandits name Bob "Buff" McCready as head coach, Johnny Mouradian as General Manager, and Peter Crawford as assistant coach.

10-15-91: The League announces the New England Blazers will move their home games to the historic Boston Garden, and will be known as the Boston Blazers.

1992

1-4-92: The expansion Buffalo Bandits lose to the New York Saints, 21-17, in their debut with 9,052 in attendance at the Memorial Auditorium in Buffalo.

2-28-92: The Buffalo Bandits defeat the Philadelphia Wings, 20-11, in their first ever sellout of 16,325 in Memorial Auditorium. It marks the second sellout in League history.

4-11-92: For the first time since the League's inaugural season, an expansion team wins the League's World Championship, as the Buffalo Bandits defeat the Philadelphia Wings, 11-10, in an exciting overtime game. The game was broadcast live in Buffalo on Empire Sports Network.

1993

1-9-93: The League begins its seventh season of indoor lacrosse when the Baltimore Thunder defeats the Boston Blazers, 18-17, before 8,134 fans at the Baltimore Arena.

2-6-93: Paul Gait becomes the first League player to score 100 career goals during a six-goal, two-assist night in helping his new team, the Philadelphia Wings, defeat the arch-rival New York Saints, 13-8, before 16,731 at the Spectrum.

3-13-93: The "Blizzard of the Century" slams the Northeastern United States, forcing the first cancellations in League history, when three venues (Buffalo, Boston and Philadelphia) are closed because of severe weather conditions.

3-20-93: The defending champion Buffalo Bandits become the first team to sell out every regular season home game, defeating the Detroit Turbos, 20-14, before 16,325 fans.

4-10-93: Buffalo wins their second consecutive League Championship with a 13-12 comeback victory over the Philadelphia Wings before 16,325 in sold out Memorial Auditorium. The Bandits keep their 18-game winning streak alive, the longest in league history. Buffalo joins the Wings as the only team to win back-to-back championships.

6-7-93: Bruce Lucker joins the League as its third owner, heading a minority investment consortium.

11-30-93: ESPN signs a six-year agreement, making them the network of the League. Regular season games will be shown on ESPN2, as well as the playoff broadcasts on both ESPN and ESPN2.

12-8-93: The League and the Players Association announce a three-year contract agreement.

1994

1-8-94: The League begins its eighth season when the Detroit Turbos defeat the Baltimore Thunder, 15-8, at the Baltimore Arena.

1-17-94: ESPN2's first Monday night broadcast features the Detroit Turbos against the Baltimore Thunder.

2-26-94: The record for fewest goals in a game was broken by the Philadelphia Wings when they scored only four goals against the New York Saints, in a 13-4 loss at Nassau Coliseum.

3-26-94: Paul Gait of the Philadelphia Wings breaks his own League record of eight goals in a game by scoring ten against the Boston Blazers at BostonGarden.

4-16-94: The Philadelphia Wings deny the Buffalo Bandits a third consecutive World Championship by defeating the Bandits, 26-15, in front of a sellout crowd of 16,284 at Memorial Auditorium. The win gives the Wings their third League Championship, the most of any team in the league. ESPN broadcasts the game live from Buffalo, marking the first live telecast by ESPN of a League game.

8-1-94: The League announces the Detroit Turbos will discontinue operations for future seasons.

10-4-94: The League announces the an expansion team in Rochester, New York will be named the Knighthawks, wear the colors white, teal, purple, and black and will play at the Rochester War Memorial.

1995

1-7-95: The expansion Rochester Knighthawks won their inaugural game, 12-8, against the New York Saints in the War Memorial.

1-20-95: For the first time in League history, Paul Gait (Rochester) played against his twin brother Gary Gait (Philadelphia).

3-11-95: Philadelphia breaks the League's attendance record as 17,380 fans witness the Wings defeat of the Baltimore Thunder in the regular season finale.

4-8-95: The Philadelphia Wings win back-to-back championships by defeating the Rochester Knighthawks, 15-14, in a thrilling overtime game. The Wings have won four League titles in their nine-year history.

10-3-95: The League announced the addition of the Charlotte Cobras for the 1996 season. The team will play at the Independence Arena and will wear the colors red, bronze and black.

10-10-95: The League announced its 1996 schedule with an expanded 10-game regular season. In addition, the Boston Blazers announced they will play at the new Fleet Center in 1996.

12-1-95: The 1996 television schedule was announced with the ESPN2 Game of the Week to be broadcast Monday nights from 7:30 p.m.-9:30 p.m. ET during the season.

12-30-95: The League kicks off its 10th Anniversary celebration season as the Baltimore Thunder defeat the Boston Blazers 15-11, before 5,122 fans at the Baltimore Arena



HISTORY AND RECORDS

PRO LACROSSE TIMELINES

1996

- 1-12-96:** The expansion Charlotte Cobras open their inaugural season at the Independence Arena with a 17-4 loss to the Boston Blazers.
- 2-24-96:** The fourth largest crowd in League history (16,818) watched the Philadelphia Wings defeat the Charlotte Cobras 26-11, at the CoreStates Spectrum in Philadelphia.
- 4-6-96:** The Philadelphia Wings advance to their fifth consecutive World Championship Game by defeating the Boston Blazers 10-8, in the CoreStates Spectrum. This game marks the final game to be played in the Spectrum building, as the Wings move to the brand new CoreStates Center in 1997.
- 4-12-96:** The Buffalo Bandits deny the Philadelphia Wings a third consecutive League World Championship by defeating the Wings 15-10, in front of a sold-out Memorial Auditorium in Buffalo. The win gives the Bandits their third League Championship in their history. The game also marks the final League game to be played in the historical Auditorium.
- 8-19-96:** The League announces the Charlotte Cobras will discontinue operations for future seasons.
- 9-11-96:** The League conducts its annual Entry Draft for the 1997 season via conference call with each team's head coach selecting players over five rounds. The New York Saints selected forward Tim Langton of Towson State as the number one pick in the draft.

1997

- 1-4-97:** The eleventh season opens with three games, including Rochester playing Buffalo at the Bandits' new home, Marine Midland Arena, in front of a new League record (sellout) crowd of 18,595.
- 1-18-97:** The League plays at another new facility as the Philadelphia Wings defeat the visiting Baltimore Thunder 16-11 at the CoreStates Center.
- 3-15-97:** The Bandits match their opening night league attendance record, taking on the rival Wings before another capacity crowd of 18,595.
- 4-5-97:** Rochester and Buffalo post semi-final playoff victories, marking the first time since 1991 that the League's World Championship Game will not include the Philadelphia Wings.
- 4-12-97:** The Rochester Knighthawks claim their first World Championship in the league's final title game during the time it was known as the MILL. The visitors won before the third largest crowd in league history, with 18,055 in attendance at Marine Midland Arena.
- 7-21-97:** A new entity, combining the tradition of the Major Indoor Lacrosse League with two expansion teams and individual team ownership is announced – the National Lacrosse League. Syracuse, New York (nicknamed Smash and playing at the Onondaga County War Memorial) and Hamilton, Ontario (nicknamed Raiders and playing at Copps Coliseum) are the new professional indoor lacrosse entries.
- 9-11-97:** John Livsey, Jr. is named as the first Commissioner of the National Lacrosse League.
- 9-18-97:** A blockbuster trade sees seven-time All-Pro Paul Gait go to the expansion Syracuse Smash in exchange for draft picks and player compensation.
- 11-8-97:** A three-year collective bargaining agreement between the NLL and the Professional Lacrosse Players Association (PLPA) is announced.
- 11-24-97:** The 1998 regular season schedule is announced, with teams now playing 12 games (six at home and six on the road) and facing their six opponents twice each (once at home and once on the road). In addition, the playoff format will see a best-of-three Championship Series with Semifinal playoff action to still take place in a single-game elimination format.

1998

- 1-3-98:** The league plays its first ever game in Canada, as the expansion Ontario Raiders make their debut at Copps Coliseum in Hamilton. In the game, Rochester defeated Ontario in overtime, 15-14.
- 1-9-98:** A television schedule providing game coverage over regional sports networks Comcast SportsNet, Empire Sports Network, and Home Team Sports is announced.
- 1-17-98:** The Smash make their debut in Syracuse, defeating Thruway rival Rochester 14-12 at the Onondaga County War Memorial after starting off the season with two road losses.
- 3-21-98:** The largest crowd of the season, 17,077, watch the host Philadelphia Wings drop a 15-14 decision to the New York Saints.
- 4-19-98:** Baltimore plays their first post-season contest since 1993 and defeat Rochester to advance to the Championship Series against Philadelphia, who had defeated Buffalo one night earlier.
- 4-28-98:** The Philadelphia Wings sweep the best-of-three Championship Series with a 17-12 win over the Thunder after having won 16-12 two days earlier. Game Two marks the first title game appearance by Baltimore since 1991 and the win is Philadelphia's fifth in franchise history. Wings goaltender Dallas Eliuk is named Championship Series MVP.
- 7-7-98:** Over 40 players, coaches, and staff members from NLL teams represent their countries at the World Lacrosse Championships in Baltimore.
- 9-14-98:** The League announces that for the first time the annual entry draft will be taken out of the office and held on-site, with Empire Sports Network providing coverage from the proceedings at the ESL Sports Centre in Rochester, New York.
- 9-22-98:** Syracuse University all-time points leader Casey Powell is the first player chosen overall in the draft, selected by Rochester.
- 9-30-98:** The League announces that the Board of Governors have approved the sale of the Ontario Raiders, who will be moved to Toronto where they will play their home games at Maple Leaf Gardens. The 1999 schedule is released; featuring seven teams playing 12 games each (six home, six away).
- 11-12-98:** Ron Wicks, a former National Hockey League referee, is hired as the League's Director of Officials.
- 12-3-98:** Toronto announces that their nickname will be "Rock" and unveils their logo and uniforms.

1999

- 1-9-99:** Gary Gait of Baltimore scores ten times to tie the record for most goals in one game set by his twin brother Paul almost five years earlier.
- 1-22-99:** Casey Powell makes his pro debut with one goal and three assists as Rochester wins in Philadelphia.
- 2-20-99:** The All-Star Game is played, with the Canadians defeating the Americans 25-24 in overtime after a dramatic comeback by the Canadians. A crowd of 9,070 at the Blue Cross Arena in Rochester watches the game.
- 4-3-99:** The largest crowd of the season, and fifth largest in the almost 13 years of pro indoor lacrosse, 17,573, watch the Philadelphia Wings edge the visiting New York Saints 10-9 at the First Union Center.
- 4-9-99:** Three games close out the regular season, with a total of 384,761 fans attending the 42 League games in 1998-99, an average of 9,161 per game, a figure which is 1,400 more than the previous year.
- 4-14-99:** Gary Gait is named Most Valuable Player for the fifth straight season.
- 4-16-99:** A new record is set for fewest goals in a game by one team as the Philadelphia Wings beat Toronto goaltender Bob Watson just twice in a 13-2 Rock win at Maple Leaf Gardens in a Semifinal Playoff Game. The victory, coupled with Rochester's win in Baltimore the next day, sets the stage for a Championship Game in Toronto.
- 4-23-99:** The Toronto Rock finish the season with a perfect home record, going a combined 8-0 (regular season and playoffs) after a 13-10 win over the Rochester Knighthawks in the Championship Game before a sellout crowd of 15,691 at Maple Leaf Gardens. The game is televised throughout Canada by CTV SportsNet, and in the United States on ESPN2.

HISTORY AND RECORDS

PRO LACROSSE TIMELINES

7-1-99: A press conference is held at the Pepsi Arena to announce Albany, New York as an expansion team, the Albany Attack, to be owned by Herb Chorbajian.

8-2-99: A press conference is held at the Civic Arena in Pittsburgh, Pennsylvania to announce that the Baltimore Thunder have moved there and will be re-named.

9-21-99: The Entry Draft is held at Marine Midland Arena in Buffalo, with the Rochester Knighthawks making a trade which enables them to make the first selection overall – 1999 NCAA Division I Outstanding Player and Outstanding Attackman of the Year, John Grant, Jr. from the University of Delaware.

2000

2-12-00: The Pittsburgh CrosseFire acquire Paul Gait in a mid-season trade with the Syracuse Smash that reunites Paul with his brother Gary Gait for the first time in their pro careers since 1994.

2-26-00: 18,911 fans pack the First Union Center in Philadelphia to watch their Philadelphia Wings defeat the Pittsburgh CrosseFire 14-8. This is the largest single-game crowd to ever see a professional indoor lacrosse game.

4-19-00: Buffalo Bandits Captain and team leading scorer John Tavares, is named the 2000 Most Valuable Player. This marks the first time since 1994 that Gary Gait does not receive MVP honor. John Grant Jr. caps off his breakout rookie season by capturing the 2000 Rookie of the Year Award.

4-21-00: The Rochester Knighthawks defeat the Buffalo Bandits 15-11 in their Semifinal Game to earn their second straight berth in the Championship Game.

4-22-00: The Toronto Rock hold off the Philadelphia Wings 14-10 in their Semifinal Game for the right to defend their 1999 title, and set up a rematch of last year's final against Rochester.

5-6-00: Kaleb Toth beats Knighthawks goaltender Pat O'Toole with 1.1 seconds remaining in regulation time to give the Toronto Rock a 14-13 victory, and their second straight Championship. Dubbed the "Greatest Professional Indoor Lacrosse Game of All-Time", the 2000 Final is the last sporting event to be held in the historic Maple Leaf Gardens.

9-16-00: The city of Columbus, Ohio is granted an Expansion team.

9-17-00: At a press conference at the ESPNZone in New York City, Jim Jennings is named the new Commissioner of the National Lacrosse League. Jennings announces that League's Headquarters will be relocated from Buffalo, New York to Lyndhurst, New Jersey.

9-20-00: Commissioner Jim Jennings appoints George Daniel to the position of Deputy Commissioner and General Counsel for the NLL.

1-21-00: The League holds its 2000 Entry Draft at the Air Canada Centre. The Columbus Landsharks drafted Tracey Kelusky from the University of Hartford as the first overall selection.

10-16-00: The sale of the Syracuse Smash is complete and the franchise will be relocated to Ottawa, Ontario. The Ottawa Rebel will begin play in the Core Center in the 2000-2001 season.

10-25-00: The Pittsburgh CrosseFire are sold and relocated to Washington D.C., and the franchise is later re-named the Washington Power.

12-21-00: The season opens up with the Back-to-Back World Champion Toronto Rock hosting the Ottawa Rebel at the Air Canada Centre. The Rock won by a score of 17-7 in front of a crowd of 13,333.

12-30-00: The Washington Power mark the League's return to Washington DC. The Power loses to the Buffalo Bandits by a score of 20-19 at the MCI Center in Washington.

12-30-00: The expansion Columbus Landsharks play their first ever game on their home floor at the Nationwide Arena. Columbus loses to New York, 17-12, in front of 8,123.

2001

1-5-01: The League expands its growth in Canada as the Ottawa Rebel play their first-ever home game at the Corel Centre in Kanata, Ontario. The Rebel loses to the Toronto Rock, 16-7 in front of 12,193 fans.

3-17-01: Buffalo Bandits forward John Tavares collected his 86th point to break the League's single season scoring record at the HSBC Arena against the Albany Attack.

3-28-01: A press conference is held in Calgary, Alberta to announce the Calgary Roughnecks as the tenth League franchise. The Roughnecks are owned by Calgary businessman Brad Banister. The Roughnecks will play their home games at the Pengrowth Saddledome, starting in the 2001-2002 season.

3-31-01: The Toronto Rock sells out the Air Canada Centre. 19,059 fans pack the ACC as the Rock defeat the Columbus Landsharks 11-8. The crowd sets a new League single-game attendance record.

4-9-01: A press conference is held in Vancouver, British Columbia to announce the Vancouver Ravens as the eleventh League franchise. The Ravens will play their home games at General Motors Place, starting in the 2001-2002 season.

4-27-01: In front of the League's largest crowd in history, the Philadelphia Wings won their sixth League Championship Title with a 9-8 win over the Toronto Rock at the Air Canada Centre in front of 19,409 fans. Wings goaltender Dallas Eliuk is named Most Valuable Player.

5-2-01: A press conference is held in East Rutherford, New Jersey to announce the New Jersey Storm as the twelfth League franchise. The Storm is owned by former New Jersey Nets All-Star Jayson Williams. The Storm will play their home games at the Continental Airlines Arena in East Rutherford, New Jersey, starting in the 2001-2002 season.

5-4-01: A press conference is held in Montreal to announce the Montreal Express as the thirteenth League franchise. Randy Gilles and Michael Holliday are the principal owners. The Express will play their home games at the Molson Centre, starting in the 2001-2002 season.

8-13-01: The League relocates its office from Lyndhurst, NJ to New York City. The offices are located in the heart of midtown Manhattan.

8-20-01: The League announces a two-year agreement with CNN/Sports Illustrated to be the League's national broadcast partner in the United States for the 2001-02 and 2002-03 seasons. CNN/SI will broadcast 23 games throughout each season, including 17 "Game of the Week" broadcasts and all five playoff games, including the Championship Game in April of 2002.

8-25-01: The 2001 Entry Draft is held at the HSBC Arena in Buffalo. The New York Saints use the number one pick to draft Gavin Prout, a high-scoring forward from Whitby, Ontario.

9-5-01: The League announces a second national television partner in the United States. HDNet, the world's first all high-definition sports and entertainment network, announces it will carry 34 games during the upcoming season.

9-11-01: The terrorist attacks on the World Trade Center claim thousands of lives, including a former member of the New York Saints. John Salerno of Port Washington, New York played for the Saints in 1993. Salerno was an employee of Cantor Fitzgerald Securities, one of the hardest hit firms on September 11th.

9-20-01: The League announces Rogers Sportsnet to be the league's national broadcast partner in Canada. Sportsnet will broadcast 26 games during the 2001-2002 regular season. Sportsnet will also carry the 2001-2002 Playoffs, including the Championship Game in April of 2002.

11-16-01: The 2001-2002 regular season opens with the New Jersey Storm playing their inaugural game. The Storm fall to the Albany Attack by a score of 20-16 at the Pepsi Arena in Albany, New York.

11-24-01: The Calgary Roughnecks host the Montreal Express in the inaugural game for both clubs. History is made at the Pengrowth Saddledome in Calgary as the Express defeat the Roughnecks by a score of 32-17. The game sets new League records for most combined goals scored in one game (49), and most goals scored by one team in a single game (32). A crowd of 9,517 saw the historic game.

HISTORY AND RECORDS

PRO LACROSSE TIMELINES

11-26-01: Paul Gait announces that his twelfth season in the League will be his last, set to retire following the 2001-2002 season. The Washington Power forward comes into the season as the League's second-leading goal scorer of all time, trailing only his brother Gary. The eight teams hosting home games against the Washington Power this season begin planning events as part of Paul Gait's Farewell Tour.

11-29-01: The Montreal Express hosted their first ever home-game. The Express beat Calgary 23-16 in front of 7,634 at the Molson Centre in Montreal.

11-30-01: The New Jersey Storm play their inaugural home game. The Storm fall to the New York Saints, 14-9 in front of 7,634 at the Continental Airlines Arena in East Rutherford, New Jersey.

12-1-01: The Vancouver Ravens play their inaugural home game at General Motors Place in Vancouver. The Ravens give the crowd of 13,772 much to cheer about, beating the Toronto Rock 13-12. The crowd makes history as the largest ever to attend the first home game of a new League franchise.

2002

1-12-02: The league holds its first-ever "Scoop n' Shoot" event. Scoop n' Shoot is a skills competition for children ages 6-14. The first Scoop n' Shoot participants test their skills during halftime of the New York Saints home game against the Philadelphia Wings. The program is an instant success – hundreds of youngsters would take part at Scoop n' Shoot events throughout the season.

1-26-02: The Toronto Rock fans make history again. A crowd of 18,543 fill the Air Canada Centre as the Rock defeat the Rochester Knighthawks, 14-9. The crowd is the sixth-largest in League history, and gives Toronto three of the top six single-game attendance records of all-time.

2-3-02: In Toronto, fans rally for a young lacrosse player recovering from a tragic accident. 15-year old Dustin Sanderson of Orangeville, Ontario was paralyzed from the waist down after being injured while playing lacrosse. The crowd of 14,515 join the team's corporate sponsors in raising thousands of dollars to assist in paying the medical bills for Dustin's recovery. Dustin conducted the ceremonial opening face-off, and the Toronto Rock defeated the Montreal Express, 17-12.

3-7-02: The Ottawa Rebel play for the first time at their new home, the Ottawa Civic Centre. The Rebel had played their first season and half of their second season at the Corel Centre in Kanata, Ontario. In the game, Ottawa loses to the Washington Power by a score of 18-15.

3-24-02: A new individual player record is set for assists in a single-season. Albany Attack forward Josh Sanderson tallies four assists, giving him a final total of 68 for the season. Sanderson breaks the previous record of 64, set by Buffalo Bandits forward John Tavares during the 2000-2001 season. The Tavares mark is still the highest for all seasons with fourteen regular season games or less.

3-24-02: Washington Power forward Paul Gait wins the League scoring title in his final regular season before retirement. Gait tallied 54 goals and 60 assists for 114 points.

3-24-02: The 2001-2002 regular season is complete. For the first time in League history, the Champions Cup Playoffs will feature six teams. Albany is the top seed, followed by Toronto, Washington, Rochester, Vancouver and Philadelphia.

3-28-02: The League's Board of Governors vote unanimously to raise the price of expansion franchises to three million dollars, U.S. funds. The previous price was one million.

4-5-02: In the first semi-final, the Toronto Rock defeat the Washington Power, 12-11 in double overtime. The loss eliminates Washington, and marks the end of Paul Gait's twelve-year career in the League. Gait retires with 404 regular-season goals (second highest of all time), 299 assists (fourth) for a total of 703 points (third). Gait was awarded with the League MVP Award for the 2001-2002 season.

4-13-02: The Albany Attack host the Toronto Rock in the 2002 Champion's Cup Final. The Rock defeat the Attack by a score of 13-12 to capture their third title, all won in the past four seasons. 9,289 fans watch the game at the Pepsi Arena in Albany. Toronto forward Colin Doyle was voted Championship Game MVP, scoring three goals and one assist.

4-21-02: The 2002 All-Star Game is played at the Mohegan Sun Arena in Uncasville, Connecticut. The All-Stars of the North Team, composed of players from Calgary, Montreal, Ottawa, Rochester, Toronto and Vancouver defeat the All-Stars of the South Team, composed of players from Albany, Buffalo, Columbus, New Jersey, New York, Philadelphia and Washington by a score of 14-10. Toronto Rock forward Steve Toll wins the All-Star Game MVP Award, scoring three goals and adding one assist.

7-9-02: The League announces the sale and relocation of the Washington Power franchise to the city of Denver, Colorado. The franchise will play its home games at the Pepsi Center. The team is now owned by Kroenke Sports Enterprises, whose holdings include the Colorado Avalanche, Denver Nuggets, Pepsi Center, and the yet-to-be-named Colorado NLL team. The new team marks the League's first United States team west of the Mississippi River.

8-16-02: The League grants a one-year suspension of operations to the Montreal Express franchise. The Express players will be dispersed to the other twelve NLL clubs via Dispersal Draft, to be held on the day of the 2002 Entry Draft.

9-17-02: The 2002 Entry Draft is held at the Air Canada Centre in Toronto. The Toronto Rock use the first selection to draft defenseman Patrick Merrill of Orangeville, Ontario and Mercyhurst College.

9-17-02: A Dispersal Draft of Montreal Express players is held prior to the Entry Draft. The Calgary Roughnecks use the first selection to draft forward Tracey Kelusky, a former number one Entry Draft selection and Rookie of the Year Winner in 2001.

10-16-02: The League introduces Labatt Blue as the official beer sponsor of the NLL.

10-24-02: Kroenke Sports Enterprises introduces the name and logo of the Colorado Mammoth.

12-6-02: New Jersey Storm goaltender Ginny Capicchoni becomes the first woman to play in the NLL. Capicchoni stops ten out of fifteen shots faced in helping the Storm defeat the Buffalo Bandits 14-12 in a preseason contest at HSBC Arena in Buffalo.

2003

1-3-03: The Colorado Mammoth play their inaugural home game at the Pepsi Center in Denver. The Mammoth treated the home crowd of 16,121 fans to a thrilling 13-12 win in double overtime against the Toronto Rock. The crowd broke the previous record for an inaugural home game attendance, previously held by the Vancouver Ravens (13,772 in 2001).

1-31-03: In front of a sellout crowd of 18,207 at the Pepsi Center, the Colorado Mammoth defeat the New York Saints by a score of 19-13. The crowd was the first of two sellout crowds the Mammoth would host during their first season.

4-11-03: In front of a season high crowd of 13,869 at the Saddledome, the Calgary Roughnecks defeat the Buffalo Bandits 16-14 in their final regular season game. The win propels the Roughnecks to their first franchise playoff appearance.

5-2-03: Colorado Forward Gary Gait is named the Most Valuable Player for the 2002-03 season while scoring 61 goals and picking up 35 assists for 96 points. Gait's teammate, Mammoth forward Brian Langtry, also earned Rookie of the Year honors.

5-3-03: The Rochester Knighthawks host the Toronto Rock in the 2003 Champion's Cup Final. The Rock defeated the Knighthawks by a score of 8-6 to capture their fourth title, all won in the past five seasons. 11,051 fans attend the game at the Blue Cross Arena in Rochester. Toronto goalie Bob Watson earns Championship Game MVP honors with his 40 saves.

HISTORY AND RECORDS

PRO LACROSSE TIMELINES

6-9-03: The League announces the sale and relocation of the Albany Attack franchise to the city of San Jose, California. The franchise will play its home games at the HP Pavilion. The team will be owned and operated by a partnership consisting of two entities: Silicon Valley Sports and Entertainment, themarketing and business arm of the San Jose Sharks of the National Hockey League; the second partnership is a group of investors, lead by John Bergsma and Peter Wendell. The new team marks the League's first United States team on the west coast of the United States.

7-24-03: The League announces the sale and relocation of the New Jersey Storm to Anaheim, California. Home games will be played at the Arrowhead Pond of Anaheim. The team will be operated by the management and staff of the Arrowhead Pond. The new Anaheim team gives the league a presence in the second largest population and television market in the United States.

7-30-03: The League grants a one-year suspension of operations to the Ottawa Rebel franchise. The Ottawa players are dispersed to the other eleven teams via Dispersal Draft. The Anaheim, California franchise selects veteran goaltender Matt Disher with the first selection in the Dispersal Draft.

8-11-03: The League awards the 2004 All-Star Game to the city of Denver. The Colorado Mammoth and Pepsi Center are designated as the host team and arena for the All-Star Game, to be played on February 22nd, 2004.

8-22-03: The League grants a one-year suspension of operations to the New York Saints franchise. The Saints players are declared free agents. The team played its games at the Nassau Coliseum on Long Island.

8-28-03: The League announces the sale and relocation of the Columbus Landsharks to the city of Phoenix, Arizona. The Arizona team will be partially owned and operated by the Phoenix Coyotes of the National Hockey League. The team will join the Coyotes in playing at the brand new Glendale Arena, located in suburban Phoenix.

9-8-03: A new divisional format is announced for the regular season. The first ever Western Division will consist of Anaheim, Arizona, Calgary, Colorado, San Jose and Vancouver. The East will consist of Buffalo, Philadelphia, Rochester and Toronto. The top three teams in each division shall earn playoff berths, with the division champions receiving byes. The second and third place finishers shall face each other in the opening round with the winners facing their respective division champions in the semi-final round. The semi-final winners shall meet in the 2004 Champion's Cup Final with the higher seed hosting.

9-10-03: The Score network becomes the league's new national broadcast partner in Canada. The Score will consist of fifteen live regular season game broadcasts, spread across a "Game of the Week" format. The Score will also carry the 2002-2003 All-Star Game and Playoffs, including the Championship's Cup Game in April of 2003.

9-16-03: Bay Area Lacrosse introduces the name and logo of the San Jose Stealth.

9-17-03: Anaheim Lacrosse announces that the team will retain the same Storm logo and colors as used in their previous two seasons in New Jersey.

10-25-03: The 2003 Entry Draft is held at the Westin Harbour Castle in Toronto. The Vancouver Ravens use the first selection to draft Mark Miyashita from Canisius College.

11-15-03: Arizona Lacrosse introduces the name and logo of the Arizona Sting.

12-17-03: League announces a new partnership with Fox Sports Net to broadcast NLL games to over 50 million homes during the 2003-04 season.

12-18-03: Toronto Rock forward Kevin Finneran announced his retirement from the National Lacrosse League after 13 seasons. Coined as the "Iron Man", Finneran holds the record for most consecutive indoor lacrosse games played in league history (138). In his career he accumulated 644 points on 262 goals and 382 assists.

12-22-03: The National Lacrosse League announces a return to the YES Network (Yankees Entertainment and Sports Network) for the 2003-04 season. The YES Network will carry eight regular season games with an emphasis on the league's two New York teams, the Buffalo Bandits and the Rochester Knighthawks.

12-26-03: The Arizona Sting play their inaugural game at the Glendale Arena against the Vancouver Ravens. The Sting defeated the Ravens 16-12. The Vancouver-Arizona game was part of the Grand Opening Weekend of the Arena, which also serves as home of the Phoenix Coyotes of the National Hockey League.

2004

1-10-04: The Arizona Sting defeated the Anaheim Storm in triple-overtime, 19-18, in front of 6,476 fans at the Arrowhead Pond in the NLL's first ever regular season game in Southern California. The game marked the first time an NLL game was decided in triple overtime.

1-10-04: The San Jose Stealth played their inaugural home opener. The Stealth defeated Colorado by score of 13-12 in front of 8,137 fans at HP Pavilion in San Jose. The Stealth went on to post a regular season home record of 7-1 in their inaugural season.

1-30-04: The Colorado Mammoth host a sellout crowd of 18,305 at Pepsi Center in a 14-13 loss to the Calgary Roughnecks. The Mammoth went on to record five sellout crowds on the season.

2-22-04: The 2004 All-Star Game was played in front of 16,742 fans at Pepsi Center in Denver, home of the Colorado Mammoth. The crowd was the largest All-Star Game crowd in league history. The East Division All-Stars defeated the West Division All-Stars by a score of 19-15.

2-29-04: Calgary Roughnecks goaltender Curtis Palidwor ties the goals against record for a single regular season game by holding the Arizona Sting to four goals in a 14-4 win. It was the eighth time in league history that a team was held to four goals.

3-6-04: Arizona Sting goaltender Mike Miron ties the goals against record for a single regular season game by holding the Rochester Knighthawks to four goals in a 14-4 win. Miron tied the record only one week after Curtis Palidwor of the Roughnecks tied the same record against the Sting. It is the ninth time in league history that a team was held to four goals.

3-25-04: Gary Gait became the first player in league history to reach 1,000 career points. Gait scored six goals and added two assists for eight points to reach the milestone in an 18-6 victory over the San Jose Stealth in front of a sellout crowd of 18,305 at Pepsi Center in Denver.

5-6-04: Jim Veltman of the Toronto Rock was named the league MVP for the 2003-04 season. The award was Veltman's first league MVP award. Veltman totaled 12 goals and 53 assists for 65 points and led that league in loose balls for the twelfth time with 179. He has led the league in loose balls for each of his twelve seasons played.

5-7-04: The Calgary Roughnecks won their first ever Champion's Cup by defeating the Buffalo Bandits 14-11 at Pengrowth Saddledome in Calgary. The game was played in front of 19,289 fans. The sellout crowd is the largest in Roughnecks history and the second high single game attendance total in NLL history.

5-15-05: Legendary coach Les Bartley passes away after an 18 month battle with colon cancer. Bartley served as Head Coach and General Manager of the Toronto Rock between 1999 and 2003. He posted a 51-19 regular season record and 9-1 post-season record in five seasons. He also led the team to a 37-5 regular season home record in the same time. Bartley began his coaching career in 1991 and would go on to lead his teams to eleven Championship games, winning seven League Championships. Four of those seven were with the Rock; back-to-back titles in 1999/2000 and 2002/2003. Prior to coming to Toronto, Bartley coached the Bandits to titles in 1992, 1993 and 1996.

HISTORY AND RECORDS

PRO LACROSSE TIMELINES

8-10-04: The league announces the placement of a franchise in Minnesota. The new team will be owned and operated by Minnesota Sports and Entertainment, owners of the Minnesota Wild of the National Hockey League. The Minnesota team will enter the league for the 2005 season and play its home games at the Xcel Energy Center in St. Paul.

10-01-04: The National Lacrosse League reached a new three-year Collective Bargaining Agreement with the Professional Lacrosse Player's Association (PLPA). The agreement covers the league's 2005, 2006 and 2007 seasons.

10-25-04: Minnesota Lacrosse introduces the name and logo of the Minnesota Swarm.

12-11-04: A new pre-season attendance record is set as 14,084 fans come to the Xcel Energy Center in St. Paul for the first home exhibition game of the expansion Minnesota Swarm. The game marks the first professional lacrosse game ever played in the state of Minnesota. The Swarm lose to Colorado by a score of 16-6.

2005

1-1-05: The Minnesota Swarm defeated the Rochester Knighthawks, 12-11, in front of 8,532 fans at the Blue Cross Arena in Rochester, to open the 2005 season. The expansion Swarm became only the third expansion team to win their inaugural game.

1-30-05: The league announced a historic television agreement with NBC Sports that would bring the game of lacrosse to network television for the first time in history of the sport. The announcement was made by Ken Schanzer, President, NBC Sports and NLL Commissioner Jim Jennings. NBC would provide live broadcasts of the NLL All-Star Game and Champion's Cup Final.

2-1-05: The league announced a weekly television broadcast schedule in the United States for the remainder of the 2005 season. The league would broadcast the "NLL Game of the Week" into millions of homes each week through its new broadcast partnerships with the America One Television Network and a host of regional sports networks across the country, including Cox Sports Television and Comcast stations across the country.

2-2-05: The league announced that the 2005 All-Star Game and Champion's Cup Final would each air on the CNBC Europe and CNBC Asia networks. The two networks, members of the NBC Universal family of stations, reach a combined 50 million homes throughout Europe and Asia.

2-11-05: Buffalo Bandits forward John Tavares tallied his 500th career assist in a 20-9 win over the Anaheim Storm as part of an eleven point performance (2G, 9A) that evening. The veteran forward was the first player to ever tally 500 career assists in league history.

2-19-05: Buffalo Bandits forward John Tavares reached another career milestone tallying his 1,000th career point in an 11-7 win over the Rochester Knighthawks. Tavares scored seven points on the evening (3 goals, 4 assists) and became just the second ever player to reach the 1,000 career point milestone. He reached the milestone in his 154th career regular season game, three games quicker than the only other player to reach the milestone, Colorado Mammoth forward Gary Gait. Gait tallied his 1,000th point on March 26, 2004 in his 157th career regular season game.

2-23-05: The league announced the television broadcast team for the 2005 All-Star Game, on NBC. Veteran National Hockey League announcer Mike "Doc" Emrick would handle the play-by-play, while Brian Shanahan from the Score would serve as the color analyst. NBC's Mark Morgan would be the sideline reporter.

2-26-05: The National Lacrosse League All-Star Game aired live on NBC at 2pm Eastern. The game became the first live broadcast of lacrosse on national U.S. network television. The game was also televised in Canada on The Score, and internationally via CNBC International, CNBC Asia and on Armed Forces Network. The East Division (Buffalo, Minnesota, Philadelphia, Rochester, Toronto) defeated the West Division (Anaheim, Arizona, Calgary, Colorado, San Jose) 11-10 in overtime in front of 11,511 fans at Pengrowth Saddledome in Calgary.

3-11-05: Buffalo Bandits veteran forward John Tavares scored his 500th career goal and was just the second ever player to reach the milestone. Tavares netted five goals on the evening and added five assists for ten points in a 23-16 victory over the Minnesota Swarm. After reaching the 500 goals mark, Tavares became the first ever player to reach all three major career milestones - 500 goals, 500 assists, and 1,000 points.

3-14-05: The NLL announced an agreement with Bell Express Vu, Canada's leading direct-to-home satellite television company to broadcast games to out-of-market fans on its pay-per-view channels to regions of Canada that are outside of the regional broadcast territories.

3-24-05: Legendary lacrosse superstars and twin brothers Paul and Gary Gait were reunited when Paul ended his retirement signing with the Colorado Mammoth. Paul Gait would join his brother, Mammoth captain Gary, for the remaining four games of the regular season and the team's playoff run. He would make his Mammoth debut on April 1 at Minnesota and then returned to Denver for the team's final regular-season home game on April 2 against the Anaheim Storm at Pepsi Center.

3-31-05: Veteran Philadelphia Wings forward and all-time franchise scoring leader Tom "Hollywood" Marechek announced he would retire at the end of the 2005 season after 12 seasons in the league, all with the Wings.

4-11-05: The league awarded its 2006 All-Star Game to the Toronto Rock, at the Air Canada Centre on Saturday, February 25th, 2006 and the 2006 All-Star Game logo was unveiled.

4-15-05: NLL greats and twin brothers Gary and Paul Gait played their final regular season game in a 13-12 road loss to the Rochester Knighthawks. Gary scored six points (5g, 1a) and Paul scored two points (1g, 1a) in the game.

4-15-05: Veteran Philadelphia Wings forward and all-time franchise scoring leader Tom Marechek played his final NLL game in a 14-12 loss to the Minnesota Swarm and had five points (3g, 2a) in the contest. He retired from the NLL after twelve seasons all with the Wings and as the league's third all-time leading scorer with 773 career points, as the league's fourth all-time goal scorer with 399, and as the league's fourth all-time assists leader with 373.

4-25-05: The Arizona Sting defeat the Colorado Mammoth 16-13 in the franchise's first ever playoff game. The Sting would go on to advance to their first ever appearance in the Champion's Cup Final against the Toronto Rock. Colorado Mammoth veteran forwards Gary and Paul Gait played their final NLL game in the loss to the Sting. Gary scored five points (1g, 4a) and Paul scored a goal in the loss.

5-6-05: The league awards a franchise to the city of Edmonton, Alberta to begin play in the 2006 season. The Edmonton franchise plays its home games at Rexall Place, also the home arena of the Edmonton Oilers of the National Hockey League.

5-11-05: The league awards a franchise to the City of Portland, Oregon to begin play in the 2006 season. Portland will play their home games at the Global Spectrum-managed Rose Garden home of the NBA's Trail Blazers.

5-12-05: Colin Doyle of the Toronto Rock was named the league's Most Valuable Player for the 2005 season. The award was Doyle's first league MVP award. Doyle led the league in scoring during the regular season with 111 points on 42 goals and 69 assists.

5-14-05: The 2005 Edge NLL Championship Game is played in front of an NLL record 19,432 fans at the Air Canada Centre in Toronto and in front of a national network television audience in the US on NBC and in Canada on the Score. The Toronto Rock defeated the Arizona Sting 19-13 capturing their fifth title in seven seasons. Colin Doyle was named MVP of the game after leading the Rock with five goals and three assists.

5-23-05: The league announces that the 2005 attendance average was 10,400, a 3% increase over 2004's average of 10,088.

HISTORY AND RECORDS

PRO LACROSSE TIMELINES

6-3-05: The NLL announces that the league will consist of eleven teams for the 2006 season. The eleven-team league will include expansion teams in Edmonton, Alberta and Portland, Oregon. The league announces that Anaheim Storm lacrosse club has suspended operations.

6-9-05: The expansion Edmonton team announces the team name to be the Edmonton Rush.

6-15-05: The league announces the divisional alignments and an expanded Champion's Cup Playoffs format for the 2006 season. The league continues playing with two divisions, the East (Buffalo, Minnesota, Philadelphia, Rochester, Toronto) and West (Arizona, Calgary, Colorado, Edmonton, Portland, San Jose). The divisional alignments were expanded so the top four teams in each division will advance to the playoffs.

6-16-05: The league announces the establishment of the National Lacrosse League Hall of Fame. The Hall of Fame opens with five charter members who have made immeasurable contributions to the league and the sport of lacrosse. The five charter members are league founders Russ Cline and Chris Fritz; legendary lacrosse stars Gary Gait and Paul Gait, and the late Les Bartley, the winningest coach in league history.

6-21-05: The Colorado Mammoth announce Hall of Fame forward Gary Gait as Head Coach.

7-12-05: The expansion Portland team announces the team name to be the Portland LumberJax and unveils the team logo and colors.

8-29-05: The 2005 NLL Entry Draft is held at Rexall Place in Edmonton, home of the Edmonton Rush. The Portland LumberJax selected Georgetown University graduate Brodie Merrill with the first overall selection.

11-14-05: The NLL unveils a special logo commemorating the league's 20th season.

11-15-05: The NLL and Reebok announce a multi-year exclusive partnership in which all NLL players will use Reebok equipment and will be exclusively outfitted in the brand's footwear and apparel. The partnership makes the brand the official equipment, uniform and footwear provider of the league. The agreement makes Reebok the exclusive licensee of official NLL apparel including authentic and replica jerseys, caps, shirts and additional clothing.

12-30-05: The league's 20th season begins as the Colorado Mammoth host the Philadelphia Wings at Pepsi Center in Denver, Colorado. The Wings went on to defeat the Mammoth 13-11 in the contest. The game also marked Hall of Fame player Gary Gait's first game as a coach in the league, serving as Colorado Mammoth Head Coach. Prior to the game, the Mammoth retired Gait's #22 jersey.

2006

1-6-06: The Edmonton Rush play their inaugural game and home opener in front of 11,385 fans at Rexall Place in Edmonton, Alberta. The Rush lost 10-9 in overtime to the San Jose Stealth. The game was only the second time in league history that an expansion team forced overtime in their inaugural game.

1-13-06: The Portland LumberJax play their inaugural game on the road against the Arizona Sting. The LumberJax fell 12-7 to the Sting.

1-21-06: The Portland LumberJax win their inaugural home game 12-11 over the Colorado Mammoth at Rose Garden in Portland, Oregon in front of 9,916 fans.

2-5-06: Toronto Rock veteran and team captain Jim "Scoop" Veltman collected his 2,000th loose ball in a 14-10 win over the Calgary Roughnecks. Veltman is the first player in league history to reach the milestone.

2-16-06: The NLL announces it has awarded a franchise to the city of Chicago for the 2007 season. The Chicago team becomes the league's twelfth franchise, and it will play its home games at the Sears Centre, a brand new, state-of-the-art, indoor arena in Hoffman Estates, a northwest suburb of Chicago.

2-18-06: Buffalo Bandits veteran forward John Tavares tied the NLL All-Time Career Points record held by Gary Gait at 1,091 points. Tavares scored the historic point at 8:02 into the third period on an assist to Cory Bomberry in a 14-9 win over the Minnesota Swarm.

2-23-06: The Inaugural Class of the National Lacrosse League Hall of Fame was officially inducted into the Hall of Fame. The ceremony was held in Toronto, Ontario as part of the 2006 Hall of Fame and All-Star Game weekend. League founders Russ Cline and Chris Fritz, legendary players Paul and Gary Gait, and the late Les Bartley, the winningest coach in league history, were all enshrined as the first members of the National Lacrosse League Hall of Fame.

2-24-06: The Toronto Rock host the Philadelphia Wings in the inaugural Hall of Fame Game, a regular season game played in honor of the first class of the NLL Hall of Fame. The Rock defeated the Wings 12-11 in overtime in front of 16,164 fans at Air Canada Centre.

2-25-06: The 2006 National Lacrosse League All-Star Game was held at the Air Canada Centre in Toronto, Ontario, home of the Toronto Rock. The West Division (Arizona Sting, Calgary Roughnecks, Colorado Mammoth, Edmonton Rush, Portland LumberJax, San Jose Stealth) defeated the East Division (Buffalo Bandits, Minnesota Swarm, Philadelphia Wings, Rochester Knighthawks, Toronto Rock) by a score of 14-13 in front of 15,924 fans. Calgary Roughnecks forward Lewis Ratcliff scored the game winning goal with 4.4 seconds remaining. Ratcliff was named the Game MVP.

3-4-06: Buffalo Bandits veteran forward John Tavares broke the all-time career points record passing Gary Gait (1,091 points). Tavares scored the record breaking 1,092nd point of his career on an assist to Mark Steenhuis at 11:57 into the second quarter against the Minnesota Swarm. Tavares dished a pass to Steenhuis on the power play, and Steenhuis scored a goal past Minnesota Swarm goaltender Matt Disher.

4-15-06: The Portland LumberJax defeated the Minnesota Swarm 13-8 to complete an 11-5 regular season record and winning the West Division regular season title. The LumberJax became the first expansion team in league history to win a regular season title.

4-28-06: The National Lacrosse League sets a new attendance record as more than 1 million fans attend NLL games during the 2006 season. The NLL reached the milestone for the first time in the league's 20-year existence hitting the one million mark at the West Division final playoff game between the Colorado Mammoth and Arizona Sting at Pepsi Center.

5-8-06: Portland LumberJax Managing Partner Angela Batinovich is named the NLL's Executive of the Year for the 2006 season for successfully introducing the sport of professional lacrosse to Portland and the Pacific Northwest. Batinovich, 25, becomes the league's first female recipient of the award, and the youngest ever recipient of the award.

5-11-06: Buffalo Bandits goaltender Steve Dietrich wins the NLL's 2006 Jet Blue Most Valuable Player award. Dietrich becomes the first goaltender in league history to win season MVP honors. Dietrich led the Bandits to an 11-5 record and to the top overall seed in the 2006 playoffs.

5-13-06: The Colorado Mammoth defeat the Buffalo Bandits 16-9 in front of 16,104 fans at HSBC Arena in Buffalo to secure the first championship Colorado Mammoth history. Mammoth forward Gavin Prout is named game MVP scoring four goals and adding three assist for seven points in the win.

5-13-06: The National Lacrosse League finishes its 20th season by setting an all-time single season attendance mark, reaching a total of 1,037,147 fans for the 2006 season, including 88 regular season games, six playoff games, the 2006 All-Star Game in Toronto, and the 2006 RBK NLL Championship Game presented by Edge Active Care. The league season average attendance was 10,804.

6-12-06: The National Lacrosse League and OLN announce a historic partnership bringing the NLL to live national television every week throughout the 2007 season. The telecasts will air primarily in primetime on Saturday nights, starting in January and running through mid-April on OLN, which, as of September of 2006 will be known as VERSUS.

HISTORY AND RECORDS

PRO LACROSSE TIMELINES

7-11-06: The National Lacrosse League announces the awarding of a franchise to New York City for the 2007 season. The official announcement was made during a press conference at East River Park in Manhattan by the honorable Michael Bloomberg, Mayor of New York City and National Lacrosse League Commissioner Jim Jennings. The New York team becomes the league's thirteenth franchise and will play its games at Madison Square Garden.

7-18-06: The NLL awards the 2007 All-Star Game to the Portland LumberJax, who will host the contest at Rose Garden on Saturday, March 10th at 10PM Eastern/7 PM Pacific. The announcement was made at Portland City Hall, by NLL Commissioner Jim Jennings, LumberJax Managing Partner Angela Batinovich and Portland Mayor Tom Potter. The league also announced a live national telecast of the 2007 All-Star Game on OLN, which will be changing its name to Versus in September 2006. Versus will telecast NLL games weekly throughout the league's 2007 regular season.

9-13-06: The expansion New York franchise announces the team name to be the "New York Titans". The team also unveiled its logo, website and inaugural season schedule. The team will play four home games at Madison Square Garden and four home games at Nassau Coliseum.

9-13-06: The 2006 NLL Entry Draft is held at the Theater Lobby at Madison Square Garden in New York City. Ryan Benesch is taken with the first overall selection by the San Jose Stealth.

2007

1-6-07: The expansion Chicago Shamrox and expansion New York Titans each play their inaugural game as the Shamrox hosted the Titans at Sears Centre in Illinois. Chicago defeated New York 15-12.

1-20-07: The expansion New York Titans play their home opener at Madison Square Garden in the first ever professional lacrosse game at the World's Most Famous Arena. The Titans defeated the expansion Chicago Shamrox 11-9 in front of 13,127 fans.

1-27-07: Rochester Knighthawks veteran forward John Grant sets an NLL single game points record. Grant broke out with 15 points on nine goals and six assists in Rochester's 22-18 win over the New York Titans.

2-1-07: The NLL & SIRIUS Satellite Radio sign a multi-year broadcasting agreement that makes SIRIUS the exclusive Official Satellite Radio Partner of the NLL. SIRIUS also debuted a weekly one-hour show later in the 2007 season featuring highlights, news and analysis.

2-16-07: The NLL inducts the second class into the National Lacrosse League Hall of Fame at a ceremony at the Racquet Club in Philadelphia. Darris Kilgour (Buffalo Bandits), Tom Marechek (Philadelphia Wings) and Mike French (Philadelphia Wings) are officially inducted into the hall. Tom Borrelli (Buffalo News) was officially recognized by the Hall of Fame, becoming the first member of the National Lacrosse League media to be recognized with the honor.

2-17-07: The Buffalo Bandits defeat the Philadelphia Wings 12-8 at Wachovia Center in Philadelphia in the second ever National Lacrosse League Hall of Fame Game.

3-10-07: The Eastern Division defeats the Western Division 20-16 in front of 12,856 fans at Rose Garden in Portland, Oregon, home of the Portland LumberJax, in the 2007 National Lacrosse League All-Star Game. Buffalo Bandits forward Mark Steenhuis was named the game's Most Valuable Player, becoming the first player in NLL history to win two All-Star Game MVP honors. Steenhuis also won the award in 2004.

3-12-07: The National Lacrosse League awards its 2008 All-Star Game to the Edmonton Rush, who will host the contest at Rexall Place on Sunday, March 16, 2008.

3-31-07: The NLL reaches a milestone as the league plays its 1,000th regular season game. The Minnesota Swarm hosted the Colorado Mammoth at Xcel Energy Center in Minneapolis/St Paul in the historic game. The Mammoth beat the Swarm 11-9.

5-9-07: The league announced it has awarded a franchise to the city of Boston. The Boston team becomes the league's fourteenth franchise, and will play its home games at TD Banknorth Garden, the home arena of the NHL's Boston Bruins and the NBA's Boston Celtics. The team also announced that former Philadelphia Wings player Tom Ryan will be Head Coach. The expansion Boston team will begin play in January of 2009.

5-12-07: The Rochester Knighthawks defeated the Arizona Sting, 13-11, in the 2007 NLL Championship presented by Edge Active Care at Jobing.com Arena. John Grant was named Championship Game MVP with a three goal, five assist performance. The victory marks the first time Rochester has won the title since 1997.

5-12-07: The Rochester Knighthawks defeated the Arizona Sting, 13-11, in the 2007 NLL Championship presented by Edge Active Care at Jobing.com Arena. John Grant was named Championship Game MVP with a three goal, five assist performance. The victory marks the first time Rochester has won the title since 1997.

9-1-07: The 2007 NLL Entry Draft is held at Pepsi Center in Denver. Jordan Hall is selected first overall by the New York Titans.

10-5-07: The league's new Boston team which will begin play in 2009 unveils their name -- the Blazers -- and logo at a press conference at TD Banknorth Garden.

10-25-07: The NLL reaches a new seven-year agreement with the players' union.

2008

1-19-08: John Tavares breaks Gary Gait's all-time goal scoring record. Tavares, who had already captured the all-time points and assists records, notched his record-breaking 597th career goal in the third quarter of Buffalo's 17-13 victory over New York.

2-28-08: The league honors its newest members of the NLL Hall of Fame. The 2008 class consisted of three inductees: Johnny Mouradian, Tony Resch and Sal LoCascio. The league also recognized Neil Stevens, the second member of the media to be recognized by the Hall of Fame.

4-12-08: Despite seeing his team lose 15-14 to Minnesota, Philadelphia Forward Athan Iannucci breaks Gary Gait's single season scoring record of 61 goals. His three goals on the night increased his total to 63, and he went on to finish the season with 71 goals.

5-17-08: The Buffalo Bandits defeated the Portland LumberJax by the score of 14-13 in the 2008 Edge NLL Championship game at HSBC Arena. The event, which aired nationally on ESPN2, drew a sellout crowd of 18,690 fans. Mark Steenhuis captured the game's MVP honors with five goals and one assist.

9-7-08: The expansion Boston Blazers choose Darryl Veltman with the first overall pick in the 2008 entry draft, held in Boston, MA.

10-14-08: All-time great Gary Gait comes out of retirement to play for the Rochester Knighthawks. Gait's rights were acquired in a trade with the Colorado Mammoth.

11-20-08: Tom Borrelli, the first media member recognized by the NLL Hall of Fame, passes away at the age of 51. A reporter for the Buffalo News, Borrelli died from complications suffered in an accident while covering a high school football game in Buffalo on November 8th.

11-25-08: The league announces the addition of instant replay for officials to review disputed goals and crease violations during games.

HISTORY AND RECORDS

PRO LACROSSE TIMELINES

2009

1-10-09: George Daniel is appointed Commissioner of the National Lacrosse League.

1-17-09: The expansion Boston Blazers play their first home game at TD Banknorth Garden. The Blazers fall to the Titans, 13-9, in front of 9,313 fans.

2-14-09: Buffalo Bandits transition player Mark Steenhuis sets two single-game records in Buffalo's 25-10 victory over the Toronto Rock at HSBC Arena. Steenhuis recorded 13 assists to break the previous mark of 11 held by Derek Malawsky and added four goals to finish the contest with 17 points, breaking the previous single-game points record of 15 held by John Grant.

3-5-09: Dallas Eliuk and Jim Veltman are inducted into the NLL Hall of Fame at a ceremony in Denver. Eliuk was a legendary goaltender, while Veltman was a team captain and picked up more loose balls than any player in league history.

5-15-09: Calgary wins its second championship, defeating New York 12-10 in front of 13,042 at Pengrowth Saddledome. Josh Sanderson was named Championship Game MVP, finishing with two goals and three assists.

8-11-09: The Titans relocate from New York to Orlando. The Orlando Titans will play home games at Amway Arena.

2010

2-20-10: The Boston Blazers defeated the Orlando Titans 12-11 at Amway Arena in the longest game in league history. Blazers forward Sean Morris scored the game winner 16:06 into overtime.

3-12-10: The Buffalo Bandits defeated the Toronto Rock, 11-10, in overtime. With the win, Buffalo Bandits Head Coach Darris Kilgour passes Les Bartley for most regular season wins all-time with 94. Kilgour finished the season with 98.

4-27-10: The first NLL video game in nearly a decade was released as "NLL Lacrosse 2010 presented by Reebok Lacrosse" became available for the Xbox 360 platform. The game would go on to be named "Best Indie Sports Game of the Year" by a leading video gaming website.

5-15-10: The Washington Stealth defeated the Toronto Rock 15-11 in the NLL Championship game at Comcast Arena in front of a sellout crowd of 8,609. Lewis Ratcliff was awarded the Reebok Championship game MVP with five goals. Stealth forward Rhys Duch tied the records for most assists (8) and most points (11) in Championship Game history.

9-8-10: The 2010 NLL Entry Draft is held at the Westin Harbour Castle in Toronto. Cody Jamieson is selected first overall by the Rochester Knighthawks.

9-9-10: The NLL inducts Rich Kilgour, Dan Stroup, and John Tucker into the National Lacrosse League Hall of Fame. The ceremony also took place at the Westin Harbour Castle in Toronto.

2011

1-8-11: The league begins its 25th Anniversary season with all teams in action.

2-19-11: John Tavares becomes the first player in league history to reach 1,500 career regular season points. The league's all-time goals and assists leader reached the milestone with an assist on a goal scored by Brendan Thenhaus in the first quarter of a Buffalo Bandits home game against the Philadelphia Wings.

5-12-11: Calgary Roughnecks transition player Jeff Shattler wins the Most Valuable Player Award for the 2011 season. Shattler becomes the first transition player and the first player in Roughnecks franchise history to win the MVP award.

5-15-11: The league's 25th Anniversary Season concludes in thrilling fashion, as the Toronto Rock & Washington Stealth meet in the Championship Game for the second consecutive year. Playing his final game before retirement, Rock goaltender Bob Watson makes 46 saves and is named Championship Game MVP as Toronto holds off Washington 8-7 before a crowd of 14,488 fans at Air Canada Centre. The game airs live across North America on VERSUS & TSN.

9-20-11: Bob Watson is inducted into the NLL Hall of Fame, the lone member of the Class of 2011. The Toronto goaltender and six-time champion wins induction in his first year of eligibility.

9-21-11: At the 2011 Entry Draft, the Philadelphia Wings select Kevin Crowley of Stony Brook University with the first overall selection.

11-14-11: The league and CBS Sports Network announce a two-year broadcast partnership for regular season and playoff games to air live and in primetime on Saturday nights.

2012

1-21-12: Colorado Mammoth forward John Grant, Jr. becomes the fifth player in NLL history to record 1,000 career points with an assist on the game-winning goal in a 13-12 overtime win over the Calgary Roughnecks.

1-27-12: Toronto Rock captain Colin Doyle ties Steve Toll for the NLL iron-man record by playing his 188th consecutive game. Doyle's streak was snapped the following week and surpassed by Shawn Williams later in the season.

2-25-12: The 2012 NLL All-Star Game is held in Buffalo, NY for the first time at First Niagara Center, home of the Buffalo Bandits. The West All-Stars defeated the East by a score of 20-18 in front of 13,466 fans while Calgary's Geoff Snider was named ASG MVP.

3-2-12: Colorado Mammoth forward John Grant, Jr. becomes just the third player in NLL history to score 500 career goals, joining Gary Gait and John Tavares.

3-10-12: Edmonton Rush forward Shawn Williams becomes just the sixth player in league history to record 1,000 career points, joining Gary Gait, John Tavares, Colin Doyle, Josh Sanderson and John Grant, Jr.

3-17-12: Edmonton Rush forward Shawn Williams passes Colin Doyle and Steve Toll to set the new NLL record for consecutive games played with his 189th consecutive game. Williams finished the season with an active iron-man streak of 196 games.

3-31-12: Toronto Rock forward Garrett Billings becomes the first player in NLL history to record a point on each of his team's goals (minimum 10 goals) after recording 15 points (4+11) in Toronto's 15-9 win over the Buffalo Bandits.

4-7-12: The NLL makes its debut on CBS Sports Network with a live telecast of the Buffalo Bandits 17-7 win over the Philadelphia Wings in Buffalo.

4-28-12: Two significant NLL records were broken on the same night.

Colorado Mammoth forward John Grant, Jr. set the single-season scoring record with his 116th point of the season on his league-high 50th goal to surpass the 115 points recorded by John Tavares in 2001. Toronto's Garrett Billings set the new single-season assist record with his 82nd assist of year, surpassing Philadelphia's Dan Dawson, who finished 2012 with 78 assists. Both players broke Dawson's previous record of 74 assists shared with Josh Sanderson, both set in 2009.

5-19-12: The Rochester Knighthawks defeated the Edmonton Rush at home by a score of 9-6 in the 2012 NLL Championship Game at Blue Cross Arena. Knighthawks forward Cody Jamieson was named game MVP after recording four goals and four assists. The game marked the fifth different NLL team to win the championship over the last five years and the fifth consecutive year in which the home team won the title.

HISTORY AND RECORDS

PRO LACROSSE TIMELINES

10-1-12: At the 2012 NLL Entry Draft, the Edmonton Rush selected Mark Matthews from the University of Denver with the first overall pick. With the second, third and fourth overall selections in the first round, the Minnesota Swarm became the first team in NLL history to hold three of the first four draft picks.

10-2-12: Steve Dietrich is inducted into the NLL Hall of Fame as the lone member of the Class of 2012. The 18-year veteran goaltender won a championship with Rochester in 1997 and became the first goalie in NLL history to be named league MVP in 2006.

11-12-12: The NLL, in partnership with The Lacrosse Network, announces that the league's online game broadcasts will air live on YouTube during the 2013 season.

2013

1-5-13: The 2013 season, the 27th year of professional indoor lacrosse, begins with the Washington Stealth hosting the defending champion Rochester Knighthawks.

1-26-13: Buffalo Bandits forward Shawn Williams plays in his 200th consecutive game. The NLL's ironman finished the 2013 season with an active streak of 212 straight games played.

3-30-13: Colorado Mammoth forward John Grant, Jr. surpasses Gary Gait (1,165) to move into third on the league's all-time scoring list behind John Tavares and Colin Doyle.

4-20-13: The playoff race concludes in thrilling fashion with a record crowd of 19,070 at sold-out First Niagara Center for the regular season finale between the Buffalo Bandits and Rochester Knighthawks. Rochester goaltender Matt Vinc passes Rob Blasdel (644) to set the new NLL single-season saves record (662). The 12-11 overtime win by the Calgary Roughnecks over the Edmonton Rush in the finale marked the fifth-longest game in NLL history (70:05). One of the most competitive regular seasons in league history, 22 of the 72 games were decided by just one goal (30%).

5-9-13: Calgary Roughnecks forward Shawn Evans wins the Most Valuable Player award for the 2013 season. Evans lead the league with 112 points, tied for fifth-most in league history, while his 80 assists were the second-most in NLL single-season history.

5-11-13: The Rochester Knighthawks defeat the Washington Stealth in the 2013 NLL Championship Game by a score of 11-10 before a sold-out crowd at Langley Events Centre in British Columbia. The contest, which aired live on CBS Sports Network, marked 12th title game in league's 27-year history decided by just one goal. Knighthawks become just the sixth team to win back-to-back championships and the first team in a decade to do so. Rochester's Cody Jamieson wins second Championship Game MVP award, becomes sixth player to accomplish the feat and only the second to do it consecutively.

8-2-13: NLL returns to British Columbia as the Stealth franchise relocates from its previous home in Everett, Washington to the Langley, B.C. The Vancouver Stealth will begin play at Langley Events Centre during the 2014 NLL season.

8-23-13: First-ever Jr. NLL Tournament takes place at Toronto Rock Athletic Centre in Oakville, Ont. with six of the league's nine teams represented by youth teams during the weekend-long event.

9-16-13: The 2013 NLL Entry Draft at Toronto Rock Athletic Centre is broadcast live on The Lacrosse Network. The Minnesota Swarm selected Logan Schuss from Ohio State University with the first overall pick, in addition to three more first-round picks, while a total of 55 players were drafted.

10-22-13: League reaches accord with PLPA for new seven-year collective bargaining agreement through the 2020 season. Highlights of the CBA included increase to 18-game regular season schedule, expanded playoff format, division realignment and modifications to the free agency system.

10-24-13: New Era, the international lifestyle brand rooted in sports, announces the addition of the NLL to its sports headwear collections. The two-year agreement league makes New Era the league's exclusive cap supplier through the 2015 season.

11-25-13: NLL announces Under Armour as the league's new exclusive supplier of performance apparel, footwear and equipment starting with the 2014 season through 2016.

12-5-13: The NLL announces that the league's online game broadcasts will air live on YouTube via The Lacrosse Network during the 2014 season.

12-7-13: Pat O'Toole is inducted into the NLL Hall of Fame as the lone member of the Class of 2013. The goaltender won two championships during his 16-year career and retired in 2010 as the league's all-time saves leader. The 2003 NLL Goaltender of the Year, who spent 12 years with the Rochester Knighthawks, was a two-time All-Pro and won the 1996 Championship Game MVP award with the Buffalo Bandits.

12-28-13: The 2014 NLL season commences with three Face Off 2014 openers to begin the league's 28th year featuring an 18-game schedule per team for the first time along with an expanded playoff format.

2014

1-11-14: League officially returns to British Columbia with the Vancouver Stealth hosting the Minnesota Swarm for its home opener at Langley Events Centre. Vancouver earned an 8-5 win for the team's first-ever victory at the LEC.

2-1-14: Toronto Rock forward Josh Sanderson surpasses Gary Gait (1,165 points) for fourth on the NLL all-time scoring list. By the end of the season, Sanderson moved into seventh in league history in career goals (419) by passing Paul Gait (410) and Tom Marechek (399).

2-22-14: Toronto Rock forward Colin Doyle joined John Tavares, Gary Gait and John Grant, Jr. as just the fourth player in league history to register 500 career goals by scoring against the Minnesota Swarm.

3-1-14: Doyle joined Tavares as just the second player in NLL history to record 1,300 career points. Doyle also recorded his 800th career assist in the same game against the Calgary Roughnecks, joining Tavares as the only other player to reach that plateau as well.

3-8-14: Edmonton Rush become the first team in NLL history to start the regular season with nine consecutive wins after a 10-9 victory over the Vancouver Stealth.

3-20-14: League announces partnership with Universal Sports Network to broadcast seven NLL games over the remainder of the 2014 regular season. The NLL "Game of the Week" will be showcased live on UniversalSports.com in addition to airing later on Universal Sports Network.

3-21-14: Buffalo Bandits forward John Tavares, the league's all-time leader in goals, assists, points and games played, becomes first player in league history to record 1,700 career points with assist at the 9:29 mark of the first quarter against the Edmonton Rush.

3-23-14: League-record 185-game point streak dating back to January 2002 ends for Buffalo Bandits forward John Tavares who was held without a point in a game against the Minnesota Swarm. The Buffalo vs. Minnesota game also marked the first game with a scoreless first quarter in the history of the league.

3-30-14: Edmonton Rush set new NLL single-season record for consecutive wins by winning their 13th-straight game, a 13-10 victory over the Toronto Rock, surpassing the 12 straight wins posted by the 2007 Rochester Knighthawks. The Rush won its next game with a 12-11 win over the Colorado Mammoth on April 5 to extend the record to 14 consecutive wins.

4-5-14: Buffalo Bandits forward John Tavares scores league-record 800th career goal at the 13:49 mark of the third quarter against the Calgary Roughnecks, continuing historic all-time-scoring run in his 23rd season.

HISTORY AND RECORDS

PRO LACROSSE TIMELINES

4-11-14: Historic 14-0 undefeated start by the Edmonton Rush comes to an end with the team's first loss of the season, an 11-9 defeat to the Colorado Mammoth on the road.

4-12-14: Edmonton Rush make NLL history with their league-record 15th regular season win after a 15-11 victory over the Calgary Roughnecks. Despite the new 18-game schedule, Edmonton needed only 16 games to set the record.

4-18-14: Buffalo Bandits goaltender Anthony Cosmo breaks NLL single-season saves record, surpassing previous record of 662 saves set by Rochester Knighthawks goaltender Matt Vinc in 2013. Cosmo extended the mark by finishing the year with 752 saves.

4-19-14: Colorado Mammoth forward John Grant, Jr. joined John Tavares and Gary Gait as just the third player in league history to score 600 goals by scoring in a game against the Minnesota Swarm.

4-26-14: The 2014 NLL regular season and playoff race wraps up with five games in Week 18. Edmonton Rush defeat Vancouver Stealth 10-5 on April 25 to finish the season with a record of 16-2, extending the NLL single-season win record to 16 games, en route to the team's first-ever home playoff game.

5-3-14: First round of 2014 NLL Playoffs takes place with single-elimination Division Semifinal games. Buffalo Bandits defeat the Toronto Rock to advance to East Division Finals while the Calgary Roughnecks beat the Colorado Mammoth in overtime to move on to West Finals.

5-17-14: East and West Division Finals end in thrilling fashion as the Rochester Knighthawks edged the Buffalo Bandits at home in overtime of the Game 3 mini-game while the Calgary Roughnecks upset the Edmonton Rush on the road in the 10-minute Game 3 tiebreaker.

5-31-14: Rochester Knighthawks make league history as the first team to win three-straight championships after Champion's Cup Finals series Game 3 win at home at Blue Cross Arena over the Calgary Roughnecks. Down 1-0 in the series after a 10-7 road loss in Game 1, Rochester won Game 2 decisively 16-10 and used a last-minute comeback in the tiebreaker for a 3-2 mini-game win to capture its third-consecutive title. Knighthawks forward Dan Dawson named Cup Finals Most Valuable Player.

8-29-14: Second-annual Jr. NLL Tournament, hosted by the Toronto Rock featuring 21 youth teams representing NLL franchises, returned to Toronto Rock Athletic Centre for the second-straight year. The Jr. Knighthawks (Bantam & Midget) and Jr. Rock (PeeWee) teams won championships in their respective age groups during the Labor Day weekend event.

9-3-14: Pat Coyle & Chris Hall inducted into NLL Hall of Fame Class of 2014 as the league's 22nd and 23rd members. The former defenseman Coyle played 12 seasons in the league, seven years with the Toronto Rock from 1998-2004 and four years with the Colorado Mammoth from 2005-2008, where he won a combined five championships. Hall served as a head coach in the league for 12 seasons, first with the Calgary Roughnecks from 2002-2007 before finishing his coaching career with the Stealth franchise from 2009-2014. After winning a championship with Calgary in 2004, Hall became just the second coach in NLL history to win the Champion's Cup with two different teams when he led the Stealth to its first-ever title in 2010.

9-19-14: New England Black Wolves franchise officially introduced at Mohegan Sun Arena in Uncasville, Connecticut. Mohegan Sun and the Mohegan Tribal Gaming Authority (MTGA) entered into a partnership with the owners of the former Philadelphia Wings franchise on August 6 with approval from the league's Board of Governors for the team to relocate for the 2015 season and beyond.

9-21-14: First-ever NLL Season Awards Ceremony takes place in Toronto during NLL Draft weekend. Along with NLL All-Pro and All-Rookie Teams, the league honored three finalists for the 10 awards and announced winners including Most Valuable Player. Rochester Knighthawks forward Cody Jamieson won the 2014 NLL MVP award after leading the league with 108 points. Minnesota Swarm forward Logan Schuss, the first overall pick from the 2013 NLL Draft, was voted as the 2014 NLL Rookie of the Year. Earlier in the offseason, the league announced IL Indoor co-editor Bob Chavez as the Tom Borrelli Award winner (NLL Media Person of the Year) for 2014.

9-22-14: The 2014 NLL Draft returns to Toronto Rock Athletic Centre with 55 players drafted during the six-round event in Oakville, Ont. which was highlighted by trades and high-profile selections. Ben McIntosh from Drexel University was taken with the first overall pick by the Edmonton Rush while Denver University's Jeremy Noble (Rochester Knighthawks) and University at Albany's Miles Thompson (Minnesota Swarm) rounded out the top three. The league also announced the expansion of the Champion's Cup Finals to a full best-of-three format for the championship series, effective for the 2015 post season.

11-5-14: League announces New Era as presenting sponsor for NLL Face Off Weekend 2015 set for January 2-3 as the league opens its 29th season with every team in action. Opening weekend features five games starting with the New England Black Wolves hosting the Buffalo Bandits on Friday, Jan. 2 at Mohegan Sun Arena.

2015

1-2-15: League's 29th season opens with NLL Face Off Weekend 2015 presented by New Era Cap as New England Black Wolves defeat Buffalo Bandits 12-8 at home in first-ever regular season game at Mohegan Sun Arena. Week 1 culminates with four more home openers for the Bandits, Roughnecks, Swarm and Knighthawks the following night.

2-28-15: Rochester Knighthawks forward Dan Dawson becomes just ninth player to score 400 career goals, passing Tom Marechek (399) on the all-time goal scoring list. Dawson finished the 2016 NLL season ranked eighth all-time with 411 career goals, one ahead of Paul Gait (410).

3-21-15: Colorado Mammoth forward John Grant, Jr. passes Colin Doyle to move into second all-time in league history with 1,335 career points. Grant finished the 2016 NLL season with 1,366 points, trailing only John Tavares (1,749).

4-11-15: Calgary Roughnecks forward Shawn Evans passes John Grant, Jr. (116) to set new NLL single-season points record with 117th point of the year. Evans finished regular season and extended his league record to 130 points, and tied the league's assists record (83) with Josh Sanderson, all en route to the NLL MVP award in 2015, his second in three seasons. Evans became just fourth player in NLL history to win MVP award more than once.

4-17-15: Colorado Mammoth's John Grant, Jr. passes Gary Gait for second on the NLL all-time goal scoring list with 636th career goal, trailing only John Tavares (815).

5-2-15: 2015 NLL regular season concludes in thrilling fashion with five Week 18 games including winner-take-all finale for the final playoff spot in West Division between Calgary Roughnecks and Vancouver Stealth, which Calgary won on the road to clinch postseason berth, 14-13. Toronto Rock finish as top overall seed and first in East with 14-4 record with Edmonton Rush on top in West at 13-5.

5-8-15: Rochester Knighthawks defeat Buffalo Bandits at home 14-11 in the East Division Semifinal to advance to fourth-straight East Division Final, this time to take on Toronto Rock.

5-9-15: Calgary Roughnecks upend Colorado Mammoth on the road 11-6 in West Division Semifinal and move on to take on Edmonton Rush in West Division Final for second-straight year.

HISTORY AND RECORDS

PRO LACROSSE TIMELINES

5-23-15: After Rochester Knighthawks took Game 1 from Toronto Rock by a score of 10-9, Rock bounces back to even series with 11-8 win over Knighthawks in Game 2 and again with decisive 8-2 win in tiebreaker Game 3 at home. Toronto returns to Champion's Cup Finals for first time since title win in 2011, Rochester's historic league-record streak of three-straight championships comes to an end. After Edmonton Rush edged Calgary Roughnecks at home in Game 1 by a score of 10-8, Roughnecks rebound with 12-9 at home in Game 2 to force tiebreaker Game 3 which the Rush won, 4-1 to make the team's first championship appearance since 2012.

6-5-15: Edmonton Rush wins team's first-ever Champion's Cup by defeating the Toronto Rock, 11-10, on a goal by Matthew Dinsdale with 1:02 remaining in Game 2 of best-of-three series to cap off franchise's 10th anniversary year. The Rush won Game 1 of the series on the road, 15-9.

5-29-15: Swarm announces franchise's relocation from Minnesota to Metro-Atlanta area ahead of team's inaugural season at Infinite Energy Center in Duluth, GA. Georgia Swarm unveils team to media with introductory press conference in Gwinnett County on July 16.

6-20-15: Rush franchise announces relocation from Edmonton to Saskatoon with Saskatchewan Rush's inaugural season at new home of 15,000+ seat SaskTel Centre set for 2016 as team begins title defense after first-ever championship.

8-30-15: 3rd Annual Jr. NLL Tournament featuring 21 youth teams representing NLL franchises returns to TRAC with event hosted by Toronto Rock for the third-straight year. Rochester Jr. Knighthawks complete title sweep with championships in Bantam, Midget and Pee Wee levels. League hands out first-ever 'Tucker Williams Award' and 'Braver Than Brave Award' honors in memory of NLL veteran Shawn Williams' late son who passed away in December 2014.

9-2-15: Lacrosse legend John Tavares announces retirement after league-record 24-year career, all with Buffalo Bandits. Four-time NLL champion retired as league's all-time leader in games played (306), goals (815), assists (934) and points (1,749) and second in loose balls (2,169). Tavares played in record 10 NLL All-Star games and was named to All-Pro Teams an NLL-record 19 times and won league's Most Valuable Player award in 1994, 2000 and 2001.

9-28-15: League welcomes 55 prospects selected at 2015 NLL Draft at TRAC in Oakville, Ont. Georgia Swarm drafts Lyle Thompson (Albany) with first overall selection, adds Jesse King (Ohio State), Chad Tutton (UNC) and Randy Staats (Syracuse) with third, fifth and six picks, respectively. Rochester Knighthawks draft Graeme Hossack (Lindenwood) with second overall selection and get Brad Gillies (RIT) at ninth overall, Calgary Roughnecks take Wes Berg (Denver) at fourth overall and Reilly O'Connor (Georgetown) with seventh pick. New England Black Wolves take Dan Lintner (Cornell) with eighth pick in star-studded first round.

9-29-15: NLL Season Awards & Hall of Fame Ceremony returns to Toronto as the league honors finalists and announced winners for 13 awards including Most Valuable Player to Calgary Roughnecks forward Shawn Evans, who led the league with an NLL single-season record 130 points. Edmonton Rush forward Ben McIntosh, the first overall selection from the 2014 NLL Draft, earned 2015 NLL Rookie of the Year honors. Rochester Knighthawks goalie Matt Vinc earns third-straight Goaltender of the Year award as only goalie ever to win the award five times while Edmonton Rush defenseman Kyle Rubisch wins fourth-straight Defensive Player of the Year award as first player ever to win the award four times. Vancouver Stealth's Joel McCready wins league's first-ever Teammate of the Year Award. The Province's Steve Ewen was announced as the 2015 Tom Borrelli Award winner (NLL Media Person of the Year) earlier in the offseason. Terry Sanderson inducted posthumously as 24th member of NLL Hall of Fame and lone inductee of Class of 2015. Sanderson became just fifth coach/general manager in history to receive the league's highest honor. Sanderson was an NLL head coach for seven seasons with Albany from 2000-2006, which included a Champion's Cup win with Toronto Rock in 2005. Sanderson served as Rock's GM for five seasons (2010-2014), highlighted by a title in 2011. Sanderson passed away

suddenly in November 2014 at the age of 62, leaving behind an iconic lacrosse legacy.

12-28-15: League announces more than 50 games during 2016 NLL season will be live streamed in partnership with FOX Sports including NLL's own branded channel within FOX Sports GO, the app that provides streaming video of FOX Sports at home or on-the-go.

2016

1-1-16: League opens 30th anniversary year with NLL Face Off Weekend 2016 presented by New Era Cap as Colorado Mammoth defeat Georgia Swarm in 16-15 thriller at Pepsi Center in Denver. NLL 30th Anniversary Team unveiled with John Tavares, Gary Gait, John Grant, Jr., Colin Doyle and Paul Gait rounding out the top five all-time players as voted by the media.

1-7-16: Nick Sakiewicz appointed Commissioner of the National Lacrosse League. Sakiewicz brings over two decades of experience to the NLL after helping launch Major League Soccer, managing two inaugural MLS teams, building two stadiums, launching an expansion team and raising over half a billion dollars in investment capital, stadium funding, sponsorship and ticket sales. Sakiewicz succeeds George Daniel, who had served as Commissioner since 2009, and now shifts into legal counsel role with the league.

1-9-16: A crowd of 9,087 witness the first ever box lacrosse game in the State of Georgia as the Georgia Swarm beat the Toronto Rock, 12-7.

2-5-16: The Saskatchewan Rush get a franchise-record seven goals by Zack Greer as they defeat the Calgary Roughnecks, 19-12.

2-27-16: Colorado Mammoth's Adam Jones sets the League record for goals in a quarter by scoring six in a come-from-behind 11-10 win over the Vancouver Stealth.

3-5-16: Colorado Mammoth's Adam Jones enters the record books again by scoring in his 56th consecutive game in a 14-13 win over the New England Black Wolves. He broke the previous mark of 55 consecutive games set by John Grant during the 2006-2011 seasons.

3-25-16: The Saskatchewan Rush and Vancouver Stealth combine for a season-high 40 goals as the Rush prevail, 24-16. The 24 goals by Saskatchewan are the host by a winning road team since the Montreal scored 32 in defeating the Calgary Roughnecks on Nov. 24, 2001.

4-23-16: Buffalo Bandits' Dhane Smith establishes a new League record for scoring with his 131st point in a 15-13 win at Rochester; breaking the old mark set by New England Black Wolves' Shawn Evans. Smith would finish the year with 137 points.

4-30-16: Buffalo's Dhane Smith found the record books for the second consecutive week as he scored his 72nd goal of the season in front of a sellout crowd of 19,070. The Bandits defeat the New England Black Wolves, 12-7, for the top overall seed.

6-4-16: The Saskatchewan Rush win their second consecutive Champions Cup when Jeff Cornwall scores with 12 seconds left to sweep the Buffalo Bandits, 11-10.

11-28-16: The league launched its first OTT platform announcing all games would be streamed live via NLLTV.com.

12-17-16: The league unveiled its new logo and branding at Mohegan Sun Arena live on NLLTV.com

2017

1-1-16: League opens 31st anniversary year with NLL Face Off Weekend 2016-17 presented by New Era Cap with the Toronto Rock defeating the Rochester Knighthawks 12-5 and the Colorado Mammoth defeating the Buffalo Bandits 12-8.

3-15-17: League announces partnership with Twitter for a Game of the Week to stream live on the platform with the first game featuring the Toronto Rock hosting the Colorado Mammoth.

3-3-17: Buffalo Bandit's Anthony Cosmo becomes the first NLL goalie to reach 7,000 Career Saves.

HISTORY AND RECORDS

PRO LACROSSE TIMELINES

4-1-17: Vancouver Stealth's Rhys Duch hits the 800 Career Points mark.

4-23-17: Shawn Evans of the New England Black Wolves reaches his 1,000 Career Point in the NLL.

4-23-17: Saskatchewan Rush Head Coach Derek Keenan becomes the League's All-Time Leader in Coaching Victories with 122.

4-29-17: Buffalo Bandit's Mark Steenhuis notches his 1,000 Career Point against the Toronto Rock.

6-10-17: The Georgia Swarm defeated the Saskatchewan Rush a two game Champion's Cup Final to win the franchises first Championship with the Swarm's Lyle Thompson being named the MVP.

7-17-17: Colorado Mammoth's John Grant Jr. announces his retirement from the NLL. The two-time MVP and nine-time All-Pro finishes his career second in League history in goals (668) and points (1,446), and fifth in assists (778). In just six-plus seasons with Colorado, he rewrote the record books and now steps away as the team's all-time leader in goals (235), and finishes second in both assists (317) and points (552).

7-27-17: The NLL's CMO Ashley Dabb is recognized in the Leaders 40 Under 40 Class of 2017.

8-30-17: The League announced its expansion to have San Diego join play in the 2018-19 under the ownership of Joe Tsai. Steve Govett is appointed the team's President and Josh Gross is named VP of Business Operations.

9-15-17: The League announces its 12th expansion market, awarding Comcast-Spectacor a team in Philadelphia.

9-18-17: The 2017-18 Draft is held in Oakville, ON with the Buffalo Bandits selecting Josh Byrne as the first overall draft pick.

10-24-17: The NLL's 10th franchise San Diego reveals their team name and brand as the San Diego Seals.

11-10-17: The League announces NLL Productions expansion, with Mia Gordon heading to be the League's West Coast Reporter and the addition of Ashley Docking to join Tyson Geick as the League's Lead Reporters.

11-14-17: The League announces its Twitter Game of The Week Schedule consisting of 21 regular season games plus playoffs.

10-29-17: The NLL's 11th franchise Philadelphia reveals their team name and brand as the Philadelphia Wings.

12-5-17: The League announces a partnership with CBS Sports Digital to stream NLL Regular Season and Playoff Games.

12-8-17: The League begins play for its 32nd Season with #FaceOffWknd.



HISTORY AND RECORDS

2016-17 RESULTS

Gm #	Date (Time ET)	Score	Gm #	Date (Time ET)	Score
1	12/29/16 7:30 PM	Toronto 12 @ Rochester 5	47	3/12/17 9:00 PM	Vancouver 10 @ Colorado 6
2	12/30/16 7:30 PM	Colorado 12 @ Buffalo 8	48	3/12/17 1:00 PM	Georgia 8 @ New England 13
3	1/6/17 9:00 PM	Vancouver 12 @ Calgary 11	49	3/17/17 7:35 PM	Calgary 8 @ Georgia 17
4	1/7/17 7:05 PM	Saskatchewan 10 @ Georgia 18	50	3/17/17 7:30 PM	Colorado 14 @ Toronto 11
5	1/7/17 9:00 PM	Vancouver 15 @ Colorado 9	51	3/17/17 7:30 PM	Rochester 11 @ New England 12
6	1/7/17 7:30 PM	New England 8 @ Rochester 15	52	3/17/17 10:30 PM	Buffalo 15 @ Vancouver 11
7	1/14/17 10:00 PM	Calgary 14 @ Vancouver 10	53	3/24/17 7:35 PM	Toronto 12 @ Georgia 11
8	1/14/17 7:30 PM	Georgia 18 @ Buffalo 14	54	3/24/17 9:30 PM	Calgary 10 @ Saskatchewan 13
9	1/14/17 9:00 PM	New England 10 @ Colorado 11	55	3/25/17 7:30 PM	Buffalo 10 @ Rochester 11
10	1/14/17 7:00 PM	Saskatchewan 11 @ Toronto 13	56	3/25/17 9:00 PM	Saskatchewan 11 @ Colorado 14
11	1/20/17 9:30 PM	Calgary 14 @ Colorado 12	57	3/25/17 7:00 PM	Vancouver 7 @ Toronto 13
12	1/20/17 7:35 PM	New England 9 @ Georgia 14	58	3/25/17 9:00 PM	New England 13 @ Calgary 18
13	1/21/17 8:30 PM	Rochester 8 @ Saskatchewan 16	59	3/31/17 10:30 PM	Toronto 11 @ Vancouver 14
14	1/21/17 7:30 PM	Vancouver 15 @ Buffalo 21	60	4/1/17 7:05 PM	Colorado 13 @ Georgia 21
15	1/27/17 8:30 PM	Vancouver 12 @ Saskatchewan 16	61	4/1/17 7:30 PM	Saskatchewan 17 @ Buffalo 14
16	1/28/17 9:00 PM	Colorado 8 @ Calgary 12	62	4/1/17 7:30 PM	Calgary 11 @ Rochester 9
17	1/28/17 10:00 PM	Georgia 14 @ Vancouver 12	63	4/2/17 1:00 PM	Toronto 14 @ New England 15
18	1/28/17 7:00 PM	Rochester 9 @ Toronto 8	64	4/7/17 7:30 PM	Georgia 21 @ New England 12
19	1/28/17 7:00 PM	Buffalo 12 @ New England 13	65	4/8/17 9:00 PM	Buffalo 8 @ Calgary 13
20	2/3/17 7:30 PM	Buffalo 10 @ Toronto 18	66	4/8/17 9:30 PM	Vancouver 12 @ Saskatchewan 16
21	2/3/17 7:30 PM	Rochester 9 @ New England 10	67	4/14/17 7:30 PM	Buffalo 13 @ Toronto 8
22	2/4/17 9:00 PM	Saskatchewan 15 @ Calgary 11	68	4/15/17 10:00 PM	Calgary 11 @ Vancouver 15
23	2/4/17 9:00 PM	Georgia 10 @ Colorado 14	69	4/15/17 7:05 PM	Buffalo 16 @ Georgia 17
24	2/11/17 7:05 PM	New England 15 @ Georgia 17	70	4/15/17 9:30 PM	New England 13 @ Saskatchewan 12
25	2/11/17 7:30 PM	Saskatchewan 21 @ Rochester 12	71	4/15/17 9:00 PM	Rochester 7 @ Colorado 13
26	2/12/17 4:00 PM	Toronto 11 @ Calgary 7	72	4/22/17 9:30 PM	Toronto 10 @ Saskatchewan 15
27	2/12/17 10:00 PM	Colorado 10 @ Vancouver 9	73	4/22/17 10:00 PM	Colorado 7 @ Vancouver 13
28	2/17/17 7:30 PM	Georgia 13 @ Toronto 12	74	4/22/17 7:30 PM	New England 13 @ Rochester 15
29	2/17/17 7:30 PM	New England 14 @ Buffalo 11	75	4/22/17 7:30 PM	Georgia 20 @ Buffalo 7
30	2/18/17 7:30 PM	Toronto 10 @ Rochester 6	76	4/28/17 7:30 PM	Georgia 13 @ Rochester 10
31	2/18/17 9:00 PM	Vancouver 13 @ Calgary 10	77	4/28/17 9:30 PM	Saskatchewan 10 @ Colorado 9
32	2/18/17 8:30 PM	Colorado 7 @ Saskatchewan 8	78	4/29/17 7:05 PM	Rochester 9 @ Georgia 8
33	2/19/17 6:05 PM	Rochester 9 @ Georgia 15	79	4/29/17 9:00 PM	Saskatchewan 7 @ Calgary 14
34	2/19/17 1:00 PM	Buffalo 16 @ New England 15	80	4/29/17 7:30 PM	Toronto 19 @ Buffalo 15
35	2/25/17 7:30 PM	Toronto 12 @ Buffalo 15	81	4/29/17 7:00 PM	Vancouver 17 @ New England 16
36	2/25/17 10:00 PM	Rochester 12 @ Vancouver 8			
37	2/25/17 8:30 PM	Calgary 11 @ Saskatchewan 12			
38	2/26/17 1:00 PM	Colorado 14 @ New England 9			
39	3/3/17 7:30 PM	New England 10 @ Toronto 9			
40	3/3/17 7:00 PM	Rochester 9 @ Buffalo 13			
41	3/3/17 9:30 PM	Calgary 9 @ Colorado 18			
42	3/4/17 1:00 PM	Buffalo 8 @ Rochester 9			
43	3/4/17 9:30 PM	Georgia 11 @ Calgary 18			
44	3/4/17 11:00 PM	Saskatchewan 9 @ Vancouver 13			
45	3/11/17 7:00 PM	Calgary 10 @ Toronto 16			
46	3/11/17 8:30 PM	Colorado 11 @ Saskatchewan 12			

PLAYOFFS

Gm #	Date (Time ET)	Score
E1	5/6/17 7:00 PM	New England 10 @ Toronto 18
W1	5/6/17 10:00 PM	Colorado 13 @ Vancouver 12
E2	5/13/17 7:00 PM	Georgia 11 @ Toronto 8
E3	5/20/17 7:00 PM	Toronto 9 @ Georgia 13
W2	5/20/17 9:30 PM	Colorado 10 @ Saskatchewan 11
W3	5/13/17 9:00 PM	Saskatchewan 18 @ Colorado 9
C1	6/4/17 5:05 PM	Saskatchewan 14 @ Georgia 18
C2	6/10/17 9:30 PM	Georgia 15 @ Saskatchewan 14

HISTORY AND RECORDS

REGULAR SEASON CAREER RECORDS

Games Played	GP
John Tavares	306
Josh Sanderson	268
Colin Doyle	266
Shawn Williams	257
Derek Suddons	256
Dan Dawson	256
Anthony Cosmo	256
Mark Steenhuis	255
John Grant	238
Sandy Chapman	237
Mike Accursi	237
Scott Self	237

Goals	G
John Tavares	815
John Grant	668
Gary Gait	635
Colin Doyle	527
Dan Dawson	469
Mark Steenhuis	455
Josh Sanderson	449
Shawn Williams	444
Lewis Ratcliff	440
Paul Gait	410

Assists	A
John Tavares	934
Josh Sanderson	908
Colin Doyle	857
Dan Dawson	802
John Grant	778
Shawn Williams	708
Shawn Evans	642
Gavin Prout	621
Mark Steenhuis	545
Gary Gait	530

Points	PTS
John Tavares	1749
John Grant	1446
Colin Doyle	1384
Josh Sanderson	1357
Dan Dawson	1271
Gary Gait	1165
Shawn Williams	1152
Shawn Evans	1010
Mark Steenhuis	1000
Lewis Ratcliff	959

Faceoff Wins	FOW
Geoff Snider	2468
Jamie Hanford	2091
Jay Thorimbert	2004
Peter Jacobs	1774
Stephen Hoar	1650
Bob Snider	1434
Pat Jones	1247
Jeremy Thompson	1214
Jordan MacIntosh	1208
Rodney Tapp	1118

Loose Balls	LB
Jim Veltman	2417
John Tavares	2191
Brodie Merrill	2185
Geoff Snider	1857
Mark Steenhuis	1611
Pat McCready	1593
Steve Toll	1562
Cam Woods	1371
Jay Thorimbert	1328
Phil Sanderson	1266

Penalty Minutes	PIM
Bille Dee Smith	634
Kyle Lavery	627
Geoff Snider	582
Patrick Merrill	570
Shawn Evans	505
Pat McCready	470
Dan Ladouceur	428
Brodie Merrill	428
Eric Martin	418
Rory Smith	415

Forced Turnovers	FT
(Official Since 2011)	
Kyle Rubisch	276
Brodie Merrill	172
Chris Corbeil	160
Ryan Dilks	159
Mike Carnegie	144
Brett Mydske	143
Greg Downing	132
Steve Priolo	130
Jordan MacIntosh	130
Ilija Gajic	126

Goalie Minutes	MIN
Anthony Cosmo	11,185
Bob Watson	10,442
Pat O'Toole	10,282
Matt Vinc	10,003
Dallas Eliuk	9,714
Steve Dietrich	8,340
Brandon Miller	7,808
Matt Disher	7,475
Rob Blasdel	6,936
Aaron Bold	6,603

Goalie Saves	Saves
Anthony Cosmo	7222
Bob Watson	6471
Matt Vinc	6467
Pat O'Toole	6464
Dallas Eliuk	6356
Steve Dietrich	5514
Brandon Miller	5038
Matt Disher	4904
Gee Nash	4328
Rob Blasdel	4287



HISTORY AND RECORDS

PLAYOFF CAREER RECORDS

Games Played GP

John Tavares	38
Colin Doyle	34
Sandy Chapman	31
Pat McCready	31
Mark Steenhuis	29
Andrew McBride	29
Dan Dawson	27
Patrick Merrill	27
Mike Accursi	26
Jeff Shattler	26

Goals G

John Tavares	84
Gary Gait	67
Colin Doyle	61
John Grant	60
Mike Accursi	58
Mark Steenhuis	54
Dan Dawson	54
Paul Gait	52
Dane Dobbie	45
Shawn Evans	45

Assists A

John Tavares	116
Dan Dawson	92
Colin Doyle	83
Josh Sanderson	65
Jim Veltman	63
Shawn Evans	58
Jeff Shattler	58
Gary Gait	57
Mark Matthews	55
Shawn Williams	53
Kevin Finneran	53

Points PTS

John Tavares	200
Dan Dawson	146
Colin Doyle	144
Gary Gait	124
John Grant	111
Shawn Evans	103
Josh Sanderson	100
Mike Accursi	99
Mark Steenhuis	99
Dane Dobbie	92

Faceoff Wins FOW

Jay Thorimbert	229
Geoff Snider	208
Jeremy Thompson	208
Stephen Hoar	199
Jamie Hanford	189
Patrick Merrill	135
Cory Bomberly	118
Jordan MacIntosh	115
Dylan Evans	111
Bob Snider	96
Pat Jones	96

Loose Balls LB

Jim Veltman	330
John Tavares	273
Pat McCready	198
Mark Steenhuis	193
Brodie Merrill	175
Steve Toll	160
Dallas Eliuk	157
Jeremy Thompson	146
Colin Doyle	145
Shawn Evans	135
Jay Thorimbert	135

Penalty Minutes PIM

Pat Coyle	82
Billy Dee Smith	75
Darris Kilgour	67
Patrick Merrill	64
Regy Thorpe	55
Pat McCready	51
Ian Lord	50
Shawn Evans	49
Ted Dowling	47
Andrew McBride	40

Forced Turnovers FT

(Official Since 2011)	
Kyle Rubisch	38
Ryan Dilks	36
Chris Corbeil	21
Brett Mydske	21
Jon Harnett	19
Jeff Cornwall	19
Dan MacRae	19
Andrew Watt	16
Brad Self	16
Jeremy Thompson	14
Mike Carnegie	14
Geoff Snider	14

Goalie Minutes MIN

Matt Vinc	1,266
Pat O'Toole	1,241
Dallas Eliuk	1,224
Bob Watson	1,213
Mike Poulin	1,116
Aaron Bold	1,114
Anthony Cosmo	934
Steve Dietrich	912
Tyler Richards	620
Brandon Miller	571

Goalie Saves Saves

Pat O'Toole	802
Dallas Eliuk	774
Matt Vinc	752
Bob Watson	749
Mike Poulin	718
Aaron Bold	658
Steve Dietrich	643
Anthony Cosmo	589
Tyler Richards	439
Brandon Miller	366



HISTORY AND RECORDS

SINGLE SEASON RECORDS

Goals

Dhane Smith	Buffalo	2016	72
Athan Iannucci	Philadelphia	2008	71
Gary Gait	Colorado	2003	61
Curtis Dickson	Calgary	2016	61
Gary Gait	Baltimore	1998	57
Gary Gait	Colorado	2004	55
Ryan Benesch	Buffalo	2015	55
Paul Gait	Washington	2002	54
John Grant	Rochester	2006	54
Curtis Dickson	Calgary	2017	54

Assists

Shawn Evans	Calgary	2015	83
Josh Sanderson	Toronto	2015	83
Callum Crawford	Colorado	2016	83
Garrett Billings	Toronto	2012	82
Shawn Evans	Calgary	2013	80
Shawn Evans	Calgary	2014	79
Dan Dawson	Philadelphia	2012	78
Dan Dawson	Boston	2009	74
Josh Sanderson	Calgary	2009	74
Colin Doyle	San Jose	2009	73
Mark Matthews	Saskatchewan	2017	73

Points

Dhane Smith	Buffalo	2016	137
Shawn Evans	Calgary	2015	130
Shawn Evans	New England	2016	118
John Grant	Colorado	2012	116
Lyle Thompson	Georgia	2017	116
John Tavares	Buffalo	2001	115
Mark Matthews	Edmonton	2015	115
Callum Crawford	Colorado	2016	115
Paul Gait	Washington	2002	114
Garrett Billings	Toronto	2012	114

Loose Balls

Jay Thorimbert	Buffalo	2015	246
Geoff Snider	Philadelphia	2010	245
Geoff Snider	Philadelphia	2008	244
Geoff Snider	Calgary	2013	235
Geoff Snider	Calgary	2012	232
Jim Veltman	Toronto	2006	226
Geoff Snider	Philadelphia	2009	220
Brodie Merrill	Portland	2009	216
Brodie Merrill	Portland	2006	214
Brodie Merrill	Portland	2008	211

Penalty Minutes

Rory Smith	Orlando	2010	104
Geoff Snider	Philadelphia	2008	103
Brian Reese	Washington	2002	98
Billy Hostrawser	Toronto	2015	90
Eric Martin	San Jose	2009	89
Travis Hill	Minnesota	2008	86
Billy Hostrawser	Toronto	2016	85
Tony Millon	Syracuse	2000	84
Kyle Laverty	Rochester	2009	83
Scott Evans	Rochester	2010	79
Geoff Snider	Philadelphia	2010	79

Faceoffs Won

Jay Thorimbert	Buffalo	2015	338
Bob Snider	Washington	2012	319
Peter Jacobs	Philadelphia	2005	318
Geoff Snider	Philadelphia	2008	318
Geoff Snider	Calgary	2014	317
Geoff Snider	Calgary	2013	310
Jay Thorimbert	New England	2017	302
Geoff Snider	Philadelphia	2010	295
Jay Thorimbert	Buffalo	2016	289
Jamie Hanford	Colorado	2005	280
Peter Jacobs	Philadelphia	2006	280

Forced Turnovers (Official since 2011)

Kyle Rubisch	Edmonton	2014	61
Ryan Dilks	Saskatchewan	2016	51
Kyle Rubisch	Edmonton	2013	44
Kyle Rubisch	Edmonton	2012	43
Joey Cupido	Colorado	2015	40
Tyler Garrison	Vancouver	2014	36
Kyle Rubisch	Edmonton	2015	36
Kyle Rubisch	Saskatchewan	2016	36
Matt Beers	Vancouver	2017	36
Kyle Rubisch	Saskatchewan	2017	36

Saves

Anthony Cosmo	Buffalo	2014	752
Anthony Cosmo	Buffalo	2015	681
Evan Kirk	New England	2017	676
Matt Vinc	Rochester	2013	662
Matt Vinc	Rochester	2015	655
Mike Poulin	Georgia	2017	646
Rob Blasdel	Albany	2002	644
Curtis Palidwor	Montreal	2002	639
Dillon Ward	Colorado	2017	632
Nick Rose	Toronto	2017	631

HISTORY AND RECORDS

SINGLE SEASON RECORD ROOKIES

Goals

Paul Gait	Detroit	1991	47
Ryan Painter	Ottawa	2002	45
Mark Matthews	Edmonton	2013	38
John Grant Jr.	Rochester	2001	37
Ben McIntosh	Edmonton	2015	37
Stephan Leblanc	Toronto	2010	36
Kevin Crowley	Philadelphia	2012	36
Logan Schuss	Minnesota	2014	36
Randy Staats	Georgia	2016	36
Rhys Duch	San Jose	2009	35

Assists

Tom Schrieber	Toronto	2017	61
Randy Staats	Georgia	2016	59
Jesse King	Georgia	2016	55
Rhys Duch	San Jose	2009	54
Gavin Prout	New York Saints	2002	52
Garrett Billings	Toronto	2010	50
Blaine Manning	Toronto	2002	50
Ben McIntosh	Edmonton	2015	49
Adam Jones	Colorado	2012	47
Stephan Leblanc	Toronto	2010	46

Points

Randy Staats	Georgia	2016	95
Tom Schrieber	Toronto	2017	94
Rhys Duch	San Jose	2009	89
Ben McIntosh	Edmonton	2015	86
Garrett Billings	Toronto	2010	83
Gavin Prout	New York Saints	2002	82
Stephan Leblanc	Toronto	2010	82
John Grant Jr.	Rochester	2000	77
Daryl Veltman	Boston	2009	77
Jesse King	Georgia	2016	77

Loose Balls

Brodie Merrill	Portland	2006	214
Geoff Snider	Philadelphia	2007	180
Jordan MacIntosh	Minnesota	2012	153
Bill Greer	Columbus	2002	152
Kyle Rubisch	Boston	2011	143
Derek Suddons	Columbus	2002	138
Stephen Peyser	New York Titans	2009	137
Ethan O'Connor	Toronto	2014	133
Travis Gillespie	Columbus	2003	131
Athan Iannucci	Philadelphia	2007	123

Penalty Minutes

Bill O'Brien	NE Black Wolves	2015	68
Jamie Floris	Edmonton	2009	67
Matt Beers	Washington Stealth	2010	67
Ryan Painter	Ottawa	2002	64
Geoff Snider	Philadelphia	2007	62
Shawn Evans	Rochester	2006	59
Gary Rosyski	Albany	2000	58
Kerry Susheski	New Jersey Storm	2002	56
Thomas Hajek	Philadelphia	2004	55
Tom Phair	Buffalo	1996	53
John Gallant	Washington Power	2002	53
Jesse Phillips	Calgary	2002	53

Faceoffs Won

Stephen Peyser	New York Titans	2009	239
Jay Thorimbert	Boston	2009	217
Chris Cercy	San Jose	2004	212
Geoff Snider	Philadelphia	2007	201
Jordan Sundher	Calgary	2002	172
Mark Miyashita	Vancouver Ravens	2004	168
Tim Booth	San Jose	2007	167
Brad Richardson	Colorado	2010	167
Ryan Hotaling	Boston	2010	162
Jordan MacIntosh	Minnesota	2012	151

Forced Turnovers (Official since 2011)

Latrell Harris	Toronto	2017	29
Robert Hope	Colorado	2015	28
Mitch de Snoo	Buffalo	2016	26
Chad Tutton	Georgia	2016	24
Tyler Garrison	Washington Stealth	2013	21
Graeme Hossack	Rochester	2016	21
Mike Messenger	Saskatchewan	2017	21
Kyle Rubisch	Boston	2011	20
Alex Crepinsek	Minnesota	2013	18
Jordan Gilles	Colorado	2016	17

Saves

Matt King	Calgary	2002	603
Dillon Ward	Colorado	2014	592
Matt Roik	New Jersey Storm	2002	430
Chris Sanderson	Baltimore	1999	388
Zach Higgins	Minnesota	2014	331
Mike Miron	Columbus	2002	319
Phil Wetherup	Buffalo	2001	318
Andrew Leyshon	Ottawa	2002	299
Tyler Carlson	Minnesota	2012	297
Evan Kirk	Minnesota	2012	284

HISTORY AND RECORDS

YEAR-BY-YEAR LEADERS

GOALS

1987	M. French	Phi	14
1988	M. Gold	Wsh	22
1989	B. Kotz	Phi	28
1990	B. Nikula	Pit	20
1991	P. Gait	Det	47
1992	P. Gait	Det	33
1993	J. Tavares	Buf	35
1994	P. Gait	Phi	31
1995	G. Gait	Phi	30
1996	G. Gait	Phi	43
1997	G. Gait	Phi	40
1998	G. Gait	Bal	57
1999	G. Gait	Bal	50
2000	T. Dowling	Alb	41
	T. Marechek	Phi	41
2001	J. Tavares	Buf	51
2002	P. Gait	Was	54
2003	G. Gait	Col	61
2004	G. Gait	Col	55
2005	J. Grant Jr.	Roc	49
2006	J. Grant Jr.	Roc	54
2007	J. Grant Jr.	Roc	51
2008	A. Iannucci	Phi	71
2009	M. Steenhuis	Buf	51
	J. Tavares	Buf	51
2010	L. Ratcliff	Was	46
2011	R. Benesch	Min	46
2012	J. Grant Jr.	Col	50
2013	R. Duch	Was	45
2014	D. Dobbie	Cal	51
2015	R. Benesch	Buf	55
2016	D. Smith	Buf	72
2017	C. Dickson	Cgy	54

ASSISTS

1987	J. Tucker	Phi	14
	J. Lamon	Wsh	14
1988	J. Gold	Wsh	14
1989	J. Tucker	Phi	24
1990	T. Martinello	Det	20
1991	G. Gait	Det	36
1992	D. Keenan	Buf	23
	J. Veltman	Buf	23
1993	J. Tavares	Buf	23
1994	J. Veltman	Buf	24
1995	T. Carmean	Bos	27
1996	J. Tavares	Buf	40
1997	G. Gait	Phi	32
1998	J. Veltman	Ont	40
1999	J. Hiltz	Bal	46
2000	J. Tavares	Buf	49
2001	J. Tavares	Buf	64
2002	J. Sanderson	Alb	68
2003	J. Tavares	Buf	58
2004	J. Sanderson	SJ	61
2005	J. Sanderson	Tor	71
2006	J. Sanderson	Tor	69
2007	J. Tavares	Buf	61
2008	G. Prout	Col	67
2009	D. Dawson	Bos	74
	J. Sanderson	Cal	74
2010	J. Sanderson	Cal	70
2011	D. Dawson	Bos	59
2012	G. Billings	Tor	82
2013	Sh. Evans	Cal	80
2014	Sh. Evans	Cal	79
2015	Sh. Evans	Cal	83
	J. Sanderson	Tor	83
2016	C. Crawford	Col	83
2017	M. Matthews	Sas	73

POINTS

1987	J. Tucker	Phi	26
1988	J. Gold	Wsh	34
1989	B. Kotz	Phi	44
1990	T. Martinello	Det	34
1991	G. Gait	Det	68
1992	P. Gait	Det	53
1993	J. Tavares	Buf	58
1994	J. Tavares	Buf	47
1995	G. Gait	Phi	48
1996	J. Tavares	Buf	81
1997	G. Gait	Phi	72
1998	G. Gait	Bal	85
1999	G. Gait	Bal	82
2000	G. Gait	Pit	83
	J. Tavares	Buf	83
2001	J. Tavares	Buf	115
2002	P. Gait	Was	114
2003	J. Tavares	Buf	107
2004	G. Gait	Col	93
	J. Tavares	Buf	93
2005	C. Doyle	Tor	111
2006	J. Sanderson	Tor	98
2007	J. Grant Jr.	Roc	111
2008	A. Iannucci	Phi	100
2009	C. Doyle	SJ	111
2010	J. Sanderson	Cal	104
2011	R. Benesch	Min	95
2012	J. Grant	Col	116
2013	Sh. Evans	Cal	115
2014	C. Jamieson	Roc	108
2015	Sh. Evans	Cal	130
2016	D. Smith	Buf	137
2017	L. Thompson	GA	116



HISTORY AND RECORDS

YEAR-BY-YEAR LEADERS

LOOSE BALLS

1992	J. Veltman	Buf	111
1993	J. Veltman	Buf	102
1994	J. Veltman	Buf	130
1995	J. Veltman	Buf	91
1996	J. Veltman	Buf	125
1997	J. Tavares	Buf	104
1998	J. Veltman	Ont	194
1999	J. Veltman	Tor	166
2000	J. Veltman	Tor	164
2001	J. Veltman	Tor	161
2002	J. Veltman	Tor	203
2003	J. Veltman	Tor	207
2004	J. Veltman	Tor	179
2005	J. Veltman	Tor	193
2006	J. Veltman	Tor	226
2007	B. Merrill	Por	196
2008	G. Snider	Phi	244
2009	G. Snider	Phi	220
2010	G. Snider	Phi	245
2011	B. Merrill	Edm	187
2012	G. Snider	Cal	232
2013	G. Snider	Cal	235
2014	G. Snider	Cal	209
2015	J. Thorimbert	Buf	246
2016	J. MacIntosh	GA	182
2017	J. Thorimbert	NE	192

FACE-OFFS WON

1992	P. Talmo	Bos	108
1993	P. Talmo	Bos	97
1994	B. Silcott	Buf	78
1995	P. Talmo	Bos	75
1996	R. Tapp	Bos	121
1997	R. Tapp	Bos	141
1998	R. Tapp	Syr	209
1999	R. Graham	Tor	144
2000	R. Klausner	Syr	174
2001	S. Fannell	Alb	215
2002	J. Hanford	NJ	232
2003	J. Hanford	Col	271
2004	C. Cercy	SJ	212
2005	P. Jacobs	Phi	318
2006	P. Jacobs	Phi	280
2007	J. Hanford	Col	275
2008	G. Snider	Phi	318
2009	G. Snider	Phi	260
2010	G. Snider	Phi	295
2011	G. Snider	Cal	235
2012	B. Snider	Was	319
2013	G. Snider	Cal	310
2014	G. Snider	Cal	317
2015	J. Thorimbert	Buf	338
2016	J. Thorimbert	Buf	289
2017	J. Thorimbert	NE	302

POWER PLAY GOALS

1998	D. Kilgour	Buf	16
1999	J. Hiltz	Bal	15
2000	R. Colsey	NY	13
	T. Marechek	Phi	13
2001	J. Tavares	Buf	22
	S. Williams	Buf	22
2002	R. Painter	Ott	19
2003	B. Manning	Tor	17
2004	B. Manning	Tor	19
2005	K. Hall	Min	19
2006	C. Gill	Col	17
2007	G. Rosyski	SJ	18
2008	M. McLellan	NY	19
2009	J. Zwyicki	SJ	17
2010	L. Ratcliff	Was	13
2011	C. Powell	Bos	14
2012	J. Tavares	Buf	21
2013	G. Billings	Tor	15
	D. Dobbie	Cal	15
	J. Grant Jr.	Col	15
2014	J. Grant Jr.	Col	15
2015	T. Digby	Van	15
	D. Dobbie	Cgy	15
2016	R. Church	Sas	17
2017	R. Church	Sas	21

PENALTY MINUTES

1987	Three tied with		18
1988	F. Tashman	NJ	12
1989	J. Goldberg	NY	28
1990	K. Forrester	Pit	28
1991	N. Doddridge	Det	39
1992	D. Kilgour	Buf	49
1993	P. Welsh	Bal	38
1994	B. Kroneberger	Bal	25
1995	S. Govett	Phi	39
1996	T. Phair	Buf	53
1997	T. Phair	Buf	58
1998	P. Coyle	Ont	48
1999	T. Millon	Syr	59
2000	T. Millon	Syr	84
2001	B. Reese	Was	98
2003	C. Zaph	Roc	59
2004	T. Bonterre	Arz	73
2005	J. Phillips	Cal	69
2006	R. Van Beek	Phi	72
2007	S. Ditzell	Tor	68
2008	G. Snider	Phi	103
2009	K. Laverty	Roc	78
2010	R. Smith	Orl	104
2011	G. Snider	Cal	74
2012	A. Suitor	Min	74
2013	G. Snider	Cal	69
2014	A. Suitor	Min	73
2015	B. Hostrawser	Tor	90
2016	B. Hostrawser	Tor	85
2017	M. Beers	Van	71

SAVES

1992	D. Eliuk	Phi	312
1993	S. LoCascio	NY	319
1994	S. LoCascio	NY	300
1995	S. Dietrich	Roc	322
1996	S. Dietrich	Roc	377
1997	S. Dietrich	Roc	396
1998	D. Eliuk	Phi	435
1999	D. Eliuk	Phi	474
2000	R. Blasdel	Alb	434
2001	G. Nash	NY	571
2002	R. Blasdel	Alb	644
2003	D. Eliuk	Phi	608
2004	M. Miron	Ari	572
2005	G. Nash	Col	601
2006	P. O'Toole	Roc	598
2007	B. Miller	Chi	602
2008	N. Patterson	Min	598
2009	M. Vinc	NYT	609
2010	M. Vinc	NYT	609
2011	M. Vinc	Roc	585
2012	C. Levis	Col	603
2013	M. Vinc	Roc	662
2014	A. Cosmo	Buf	752
2015	A. Cosmo	Buf	681
2016	E. Kirk	NE	620
2017	E. Kirk	NE	676

HISTORY AND RECORDS

YEAR-BY-YEAR LEADERS

SHORT HANDED GOALS

1998	G. Gait	Bal	6
1999	E. Fay	Syr	7
2000	C. Gill	Tor	6
	T. Dowling	Alb	6
2001	P. Maddalena	Buf	5
2002	S. Toll	Tor	7
2003	M. Steenhuis	Buf	6
	B. Prepchuk	Col	6
2004	M. Steenhuis	Buf	5
2005	A. Wilson	Tor	4
	P. Maddalena	Arz	4
2006	C. Conn	Arz	5
	C. Seller	Arz	5
2007	J. Grant Jr.	Roc	5
	B. McGlone	Chi	5
	J. Moleski	Cal	5
2008	J. Zywicki	SJ	7
2009	T. Kelusky	CGY	4
	A. Watt	Min	4
2010	Six tied with		3
2011	Four tied with		4
2012	C. Jamieson	Roc	4
	R. Duch	Was	4
	A. Watt	Min	4
2013	C. Dickson	Cal	6
2014	C. Corbeil	Edm	5
	C. Crawford	Min	5
2015	Sh. Evans	Cgy	5
2016	C. Dickson	Cgy	6
2017	A. Malcom	Buf	5

FORCED TURNOVERS

2011	B. Merrill	Edm	30
2012	K. Rubisch	Edm	43
2013	K. Rubisch	Edm	44
2014	K. Rubisch	Edm	61
2015	J. Cupido	Col	40
2016	R. Dilks	Sas	51
2017	M. Beers	Van	36
	K. Rubisch	Sas	36



HISTORY AND RECORDS

ALL-TIME HONORS & AWARDS

LEAGUE MVP

2017	Lyle Thompson, Georgia Swarm
2016	Dhane Smith, Buffalo Bandits
2015	Shawn Evans, Calgary Roughnecks
2014	Cody Jamieson, Rochester Knighthawks
2013	Shawn Evans, Calgary Roughnecks
2012	John Grant, Jr., Colorado Mammoth
2011	Jeff Shattler, Calgary Roughnecks
2010	Casey Powell, Orlando Titans
2009	Dan Dawson, Boston Blazers
2008	Athan Iannucci, Philadelphia Wings
2007	John Grant Jr., Rochester Knighthawks
2006	Steve Dietrich, Buffalo Bandits
2005	Colin Doyle, Toronto Rock
2004	Jim Veltman, Toronto Rock
2003	Gary Gait, Colorado Mammoth
2002	Paul Gait, Washington Power
2001	John Tavares, Buffalo Bandits
2000	John Tavares, Buffalo Bandits
1999	Gary Gait, Baltimore Thunder
1998	Gary Gait, Baltimore Thunder
1997	Gary Gait, Philadelphia Wings
1996	Gary Gait, Philadelphia Wings
1995	Gary Gait, Philadelphia Wings
1994	John Tavares, Buffalo Bandits

DEFENSIVE PLAYER OF THE YEAR

2017	Jason Noble, Georgia Swarm
2016	Ryan Dilks, Saskatchewan Rush
2015	Kyle Rubisch, Edmonton Rush
2014	Kyle Rubisch, Edmonton Rush
2013	Kyle Rubisch, Edmonton Rush
2012	Kyle Rubisch, Edmonton Rush
2011	Pat McCready, Rochester Knighthawks
2010	Sandy Chapman, Toronto Rock
2009	Billy Dee Smith, Buffalo Bandits
2008	Ryan Cousins, Minnesota Swarm
2007	Ryan Cousins, Minnesota Swarm
2006	Brodie Merrill, Portland LumberJax
2005	Andrew Turner, Rochester Knighthawks
2004	Cam Woods, San Jose Stealth
	Taylor Wray, Calgary Roughnecks
2003	Jim Moss, Albany Attack
2002	Pat Coyle, Toronto Rock

GOALTENDER OF THE YEAR

2017	Dillon Ward, Colorado Mammoth
2016	Evan Kirk, New England Black Wolves
2015	Matt Vinc, Rochester Knighthawks
2014	Matt Vinc, Rochester Knighthawks
2013	Matt Vinc, Rochester Knighthawks
2012	Mike Poulin, Calgary Roughnecks
2011	Matt Vinc, Rochester Knighthawks
2010	Matt Vinc, Orlando Titans
2009	Ken Montour, Buffalo Bandits
2008	Bob Watson, Toronto Rock
2007	Anthony Cosmo, San Jose Stealth
2006	Steve Dietrich, Buffalo Bandits
2005	Steve Dietrich, Buffalo Bandits
2004	Gee Nash, Colorado Mammoth
2003	Pat O'Toole, Rochester Knighthawks
2002	Rob Blasdel, Albany Attack

ROOKIE OF THE YEAR

2017	Tom Schreiber, Toronto Rock
2016	Randy Staats, Georgia Swarm
2015	Ben McIntosh, Edmonton Rush
2014	Logan Schuss, Minnesota Swarm
2013	Mark Matthews, Edmonton Rush
2012	Adam Jones, Colorado Mammoth
2011	Curtis Dickson, Calgary Roughnecks
2010	Stephan LeBlanc, Toronto Rock
2009	Rhys Duch, San Jose Stealth
2008	Craig Point, Minnesota Swarm
2007	Ryan Benesch, Toronto Rock
2006	Brodie Merrill, Portland LumberJax
2005	Ryan Boyle, San Jose Stealth
2004	Taylor Wray, Calgary Roughnecks
2003	Brian Langtry, Colorado Mammoth
2002	Blaine Manning, Toronto Rock
2001	Tracey Kelusky, Columbus Landsharks
2000	John Grant Jr., Rochester Knighthawks
1999	Jesse Hubbard, Baltimore Thunder
1998	Colin Doyle, Ontario Raiders
1997	Jeff Wilfong, Boston Blazers
1996	Darren Fridge, Boston Blazers
1995	Charlie Lockwood, New York Saints
1994	Tom Marechek, Philadelphia Wings
1992	Derek Keenan, Buffalo Bandits
1991	Gary Gait, Detroit Turbos

TRANSITION PLAYER OF THE YEAR

2017	Brodie Merrill, Toronto Rock
2016	Brad Self, Rochester Knighthawks
2015	Joey Cupido, Colorado Mammoth
2014	Jordan MacIntosh, Minnesota Swarm
2013	Jordan MacIntosh, Minnesota Swarm
2012	Andrew Sutor, Minnesota Swarm
2011	Jeff Shattler, Calgary Roughnecks
2010	Brodie Merrill, Edmonton Rush
2009	Brodie Merrill, Portland Lumberjax
2008	Mark Steenhuis, Buffalo Bandits
2007	Steve Toll, Rochester Knighthawks

HISTORY AND RECORDS

ALL-TIME HONORS & AWARDS

EXECUTIVE OF THE YEAR

2017	Amber Cox, New England Black Wolves
2016	Lee Genier, Saskatchewan Rush
2015	Bruce Urban, Edmonton Rush
2014	John Bean, Calgary Roughnecks
2013	Jamie Dawick, Toronto Rock
2012	Andy Arlotta, Minnesota Swarm
2011	Curt Styres, Rochester Knighthawks
2010	David Takata, Washington Stealth
2009	John J. Arlotta, Minnesota Swarm
2008	Tom Garrity, Minnesota Swarm
2007	Dave Zygaj, Buffalo Bandits
2006	Angela Batovich, Portland LumberJax
2005	Les Bartley, Toronto Rock
2004	Steve Govett, Colorado Mammoth
2003	Brad Banister, Calgary Roughnecks
2002	Tom Mayenknecht, Vancouver Ravens
2001	Russ Cline, Philadelphia Wings

"LES BARTLEY AWARD" HEAD COACH OF THE YEAR

2017	Ed Comeau, Georgia Swarm
2016	Glenn Clark, New England Black Wolves
2015	John Lovell, Toronto Rock
2014	Derek Keenan, Edmonton Rush
2013	Troy Cordingley, Toronto Rock
2012	Joe Sullivan, Minnesota Swarm
2011	Mike Hasen, Rochester Knighthawks
2010	Derek Keenan, Edmonton Rush Chris Hall, Washington Stealth
2009	Troy Cordingley, Calgary Roughnecks
2008	Adam Mueller, New York Titans
2007	Ed Comeau, Rochester Knighthawks
2006	Derek Keenan, Portland LumberJax
2005	Bob Hamley, Arizona Sting
2004	Paul Day, Rochester Knighthawks
2003	Darris Kilgour, Buffalo Bandits
2002	Bob McMahon, Albany Attack
2001	Tony Resch, Philadelphia Wings

"TOM BORRELLI AWARD" MEDIA PERSON OF THE YEAR

2017	Jake Elliot, TSN 1410, NLL TV; co-host of Stealth Classified
2016	Teddy Jenner, Inside Lacrosse Indoor (IL Indoor)
2015	Steve Ewen, The Province
2014	Bob Chavez, Inside Lacrosse
2013	Stephen Stamp, Inside Lacrosse
2012	Jake Elliott, Minnesota Swarm
2011	Budd Bailey, The Buffalo News
2010	Paul Tutka, NLLInsider.com/Inside Lacrosse
2009	Paul Tutka, NLLInsider.com/Inside Lacrosse
2008	Paul Tutka, NLLInsider.com/Inside Lacrosse
2007	Ty Pilson, Calgary Sun
2006	Sal Maiorana, Rochester D&C
2005	Mike Koreen, Toronto Sun

SPORTSMANSHIP AWARD

2017	Jordan Hall, Georgia Swarm
2016	Ben McIntosh, Saskatchewan Rush
2015	Kyle Buchanan, New England Black Wolves
2014	Garrett Billings, Toronto Rock
2013	Garrett Billings, Toronto Rock
2012	Johnny Powless, Rochester Knighthawks
2011	Jordan Hall, Rochester Knighthawks
2010	Shawn Williams, Rochester Knighthawks
2009	Dan Dawson, Boston Blazers
2008	Dan Carey, Colorado Mammoth
2007	Tracey Kelusky, Calgary Roughnecks
2006	Sean Greenhalgh, Philadelphia Wings
2005	Gary Gait, Colorado Mammoth
2004	Gary Gait, Colorado Mammoth Peter Lough, Arizona Sting
2003	Chris Driscoll, NY Saints/Toronto Rock
2002	Jim Veltman, Toronto Rock

TEAMMATE OF THE YEAR

2017	Mike Poulin, Georgia Swarm
2016	Mike Poulin, Calgary Roughnecks
2015	Joel McCready, Vancouver Stealth

WINGMAN OF THE YEAR

2016	Callum Crawford, Colorado Mammoth
2015	Josh Sanderson, Toronto Rock

GENERAL MANAGER OF THE YEAR

2017	John Arlotta, Georgia Swarm
2016	Steve Dietrich, Buffalo Bandits
2015	Terry Sanderson, Toronto Rock
2014	Derek Keenan, Edmonton Rush
2013	Doug Locker, Washington Stealth
2012	John Arlotta, Minnesota Swarm
2011	Curt Styres, Rochester Knighthawks
2010	Derek Keenan, Edmonton Rush
2009	Ed Comeau, New York Titans
2008	Marty O'Neill, Minnesota Swarm
2007	Marty O'Neill, Minnesota Swarm
2006	Derek Keenan, Portland LumberJax
2005	Bob Hamley, Arizona Sting
2004	Johnny Mouradian, San Jose Stealth
2003	Kurt Silcott, Buffalo Bandits
2002	Dave Evans, Vancouver Ravens

HISTORY AND RECORDS

ALL-PRO TEAMS

2017

First Team

Player	Position	Team
Lyle Thompson	Forward	Georgia
Mark Matthews	Forward	Saskatchewan
Corey Small	Forward	Vancouver
Jason Noble	Defense	Georgia
Brodie Merrill	Transition	Toronto
Dillon Ward	Goaltender	Colorado

Second Team

Player	Position	Team
Curtis Dickson	Forward	Calgary
Kevin Crowley	Forward	New England
Shayne Jackson	Forward	Georgia
Graeme Hossack	Defense	Rochester
Jay Thorimbert	Transition	New England
Mike Poulin	Goaltender	Georgia

2016

First Team

Player	Position	Team
Dhane Smith	Forward	Buffalo
Shawn Evans	Forward	New England
Mark Matthews	Forward	Saskatchewan
Brad Self	Transition	Rochester
Ryan Dilks	Defense	Saskatchewan
Evan Kirk	Goaltender	New England

Second Team

Player	Position	Team
Curtis Dickson	Forward	Calgary
Callum Crawford	Forward	Colorado
Rob Hellyer	Forward	Toronto
Jeremy Thompson	Transition	Saskatchewan
Chris Corbeil	Defense	Saskatchewan
Dillon Ward	Goaltender	Colorado

2015

First Team

Player	Position	Team
Shawn Evans	Forward	Calgary
Ryan Benesch	Forward	Buffalo
Mark Matthews	Forward	Edmonton
Joey Cupido	Transition	Colorado
Kyle Rubisch	Defense	Edmonton
Matt Vinc	Goaltender	Rochester

Second Team

Player	Position	Team
Josh Sanderson	Forward	Toronto
Cody Jamieson	Forward	Rochester
Adam Jones	Forward	Colorado
Brodie Merrill	Transition	Toronto
Steve Priolo	Defense	Buffalo
Aaron Bold	Goaltender	Edmonton

2014

First Team

Player	Position	Team
Cody Jamieson	Forward	Rochester
Garrett Billings	Forward	Toronto
Shawn Evans	Forward	Calgary
Jordan MacIntosh	Transition	Minnesota
Kyle Rubisch	Defense	Edmonton
Matt Vinc	Goaltender	Rochester

Second Team

Player	Position	Team
Dane Dobbie	Forward	Calgary
Adam Jones	Forward	Colorado
Curtis Dickson	Forward	Calgary
Brodie Merrill	Transition	Philadelphia
Chris Corbeil	Defense	Edmonton
Aaron Bold	Goaltender	Edmonton

2013

First Team

Player	Position	Team
Shawn Evans	Forward	Calgary
Garrett Billings	Forward	Toronto
Rhys Duch	Forward	Washington
Jordan MacIntosh	Transition	Minnesota
Kyle Rubisch	Defense	Edmonton
Matt Vinc	Goaltender	Rochester

Second Team

Player	Position	Team
Callum Crawford	Forward	Minnesota
Curtis Dickson	Forward	Calgary
John Grant, Jr.	Forward	Colorado
Jesse Gamble	Transition	Toronto
Mike Grimes	Defense	Washington
Brandon Miller	Goaltender	Philadelphia

2012

First Team

Player	Position	Team
John Grant, Jr.	Forward	Colorado
Garrett Billings	Forward	Toronto
Dan Dawson	Forward	Philadelphia
Andrew Suitor	Transition	Minnesota
Kyle Rubisch	Defense	Edmonton
Mike Poulin	Goaltender	Calgary

Second Team

Player	Position	Team
John Tavares	Forward	Buffalo
Cody Jamieson	Forward	Rochester
Shawn Evans	Forward	Calgary
Brodie Merrill	Transition	Philadelphia
Jeff Gilbert	Defense	Minnesota
Scott Carnegie	Defense	Calgary
Aaron Bold	Goaltender	Edmonton

HISTORY AND RECORDS

ALL-PRO TEAMS

2011

First Team

Player	Position	Team
Ryan Benesch	Forward	Minnesota
Rhys Duch	Forward	Washington
Dan Dawson	Forward	Boston
Jeff Shattler	Transition	Calgary
Pat McCready	Defense	Rochester
Matt Vinc	Goaltender	Rochester

Second Team

Player	Position	Team
Lewis Ratcliff	Forward	Washington
John Tavares	Forward	Buffalo
Stephen Leblanc	Forward	Toronto
Brodie Merrill	Transition	Edmonton
Mike Carnegie	Defense	Calgary
Anthony Cosmo	Goaltender	Boston

2010

First Team

Player	Position	Team
Casey Powell	Forward	Orlando
Josh Sanderson	Forward	Calgary
Dan Dawson	Forward	Boston
Brodie Merrill	Transition	Edmonton
Sandy Chapman	Defense	Toronto
Matt Vinc	Goaltender	Orlando

Second Team

Player	Position	Team
Colin Doyle	Forward	Toronto
Lewis Ratcliff	Forward	Washington
Rhys Duch	Forward	Washington
Jordan Hall	Transition	Orlando
John Orsen	Defense	Orlando
Anthony Cosmo	Goaltender	Boston

2009

First Team

Player	Position	Team
Dan Dawson	Forward	Boston
Casey Powell	Forward	New York
Colin Doyle	Forward	San Jose
Brodie Merrill	Transition	Portland
Billy Dee Smith	Defense	Buffalo
Ken Montour	Goaltender	Buffalo

Second Team

Player	Position	Team
Josh Sanderson	Forward	Calgary
John Tavares	Forward	Buffalo
Jordan Hall	Forward	New York
Mark Steenhuis	Transition	Buffalo
Mac Allen	Defense	Rochester
Anthony Cosmo	Goaltender	Boston

2008

First Team

Player	Position	Team
Athan Iannucci	Forward	Philadelphia
Casey Powell	Forward	New York
John Tavares	Forward	Buffalo
Mark Steenhuis	Transition	Buffalo
Ryan Cousins	Defense	Minnesota
Bob Watson	Goaltender	Toronto

Second Team

Player	Position	Team
Colin Doyle	Forward	San Jose
Gavin Prout	Forward	Colorado
Jeff Zywicki	Forward	San Jose
Geoff Snider	Transition	Philadelphia
Scott Self	Defense	Chicago
Matt Vinc	Goaltender	New York

2007

First Team

Player	Position	Team
John Grant Jr.	Forward	Rochester
John Tavares	Forward	Buffalo
Dan Dawson	Forward	Arizona
Steve Toll	Transition	Rochester
Ryan Cousins	Defense	Minnesota
Anthony Cosmo	Goaltender	San Jose

Second Team

Player	Position	Team
Gavin Prout	Forward	Colorado
Colin Doyle	Forward	San Jose
Casey Powell	Forward	New York
Lewis Ratcliff	Forward	Calgary
Shawn Williams	Forward	Rochester
Nick Patterson	Goaltender	Minnesota

2006

First Team

Player	Position	Team
Colin Doyle	Forward	Toronto
John Grant Jr.	Forward	Rochester
Gavin Prout	Forward	Colorado
Josh Sanderson	Forward	Toronto
Brodie Merrill	Defense	Portland
Steve Dietrich	Goaltender	Buffalo

Second Team

Player	Position	Team
Craig Conn	Forward	Arizona
Dan Dawson	Forward	Arizona
Lewis Ratcliff	Forward	Calgary
John Tavares	Forward	Buffalo
Jay Jalbert	Defense	Colorado
Nick Patterson	Goaltender	Minnesota

HISTORY AND RECORDS

ALL-PRO TEAMS

2005

First Team

Player	Position	Team
Colin Doyle	Forward	Toronto
John Tavares	Forward	Buffalo
Dan Dawson	Forward	Arizona
John Grant Jr.	Forward	Rochester
Andrew Turner	Defense	Rochester
Steve Dietrich	Goaltender	Buffalo

Second Team

Player	Position	Team
Tracey Kelusky	Forward	Calgary
Josh Sanderson	Forward	Toronto
Blaine Manning	Forward	Toronto
Jim Veltman	Forward	Toronto
Gary Gait	Forward	Colorado
Bob Watson	Goaltender	Toronto

2004

First Team

Player	Position	Team
Jim Veltman	Forward	Toronto
Gary Gait	Forward	Colorado
John Tavares	Forward	Buffalo
Shawn Williams	Forward	Rochester
Taylor Wray	Defense	Calgary
Cam Woods	Defense	San Jose
Gee Nash	Goaltender	Colorado

Second Team

Player	Position	Team
Gavin Prout	Forward	Colorado
Josh Sanderson	Forward	San Jose
Blaine Manning	Forward	Toronto
Colin Doyle	Forward	Toronto
Tracey Kelusky	Forward	Calgary
Pat O'Toole	Goaltender	Rochester

2003

First Team

Player	Position	Team
Colin Doyle	Forward	Toronto
Tracey Kelusky	Forward	Calgary
John Tavares	Forward	Buffalo
Gary Gait	Forward	Colorado
Jim Moss	Defense	Albany
Pat O'Toole	Goaltender	Rochester

Second Team

Player	Position	Team
Blaine Manning	Forward	Toronto
John Grant Jr.	Forward	Rochester
Tom Marechek	Forward	Philadelphia
Josh Sanderson	Forward	Albany
Jim Veltman	Defense	Toronto
Matt Disher	Goaltender	Ottawa

2002

First Team

Player	Position	Team
Paul Gait	Forward	Washington
Pat Coyle	Defense	Toronto
Josh Sanderson	Forward	Albany
Gary Gait	Forward	Washington
Tracey Kelusky	Forward	Montreal
Rob Blasdel	Goaltender	Albany

Second Team

Player	Position	Team
Colin Doyle	Forward	Toronto
Chris Gill	Forward	Vancouver
John Grant Jr.	Forward	Rochester
Gavin Prout	Forward	New York
John Tavares	Forward	Buffalo
Dwight Maetche	Goaltender	Vancouver

2001

First Team

Player	Position	Team
John Tavares	Forward	Buffalo
Gary Gait	Forward	Washington
Roy Colsey	Forward	New York
John Grant Jr.	Forward	Rochester
Tom Marechek	Forward	Philadelphia
Bob Watson	Goaltender	Toronto

Second Team

Player	Position	Team
Jake Bergey	Forward	Philadelphia
Jim Veltman	Defense	Toronto
Kim Squire	Forward	Toronto
Colin Doyle	Forward	Toronto
Tracey Kelusky	Forward	Columbus
Gee Nash	Goaltender	New York

2000

First Team

Player	Position	Team
John Tavares	Forward	Buffalo
Gary Gait	Forward	Pittsburgh
Jim Veltman	Forward	Toronto
John Grant Jr.	Forward	Rochester
Tom Marechek	Forward	Philadelphia
Bob Watson	Goaltender	Toronto

Second Team

Player	Position	Team
Josh Sanderson	Forward	Albany
Roy Colsey	Defense	New York
Ted Dowling	Forward	Albany
Paul Gait	Forward	Pittsburgh
Mike Accursi	Forward	Buffalo
Dallas Eliuk	Goaltender	Philadelphia

HISTORY AND RECORDS

ALL-PRO TEAMS

1999

First Team

Player	Position	Team
Gary Gait	Forward	Baltimore
Jim Veltman	Forward	Toronto
Jake Bergey	Forward	Philadelphia
John Tavares	Forward	Buffalo
Tom Marechek	Forward	Philadelphia
Dallas Eliuk	Goaltender	Philadelphia

Second Team

Player	Position	Team
Paul Gait	Forward	Syracuse
Duane Jacobs	Forward	Rochester
Joe Hiltz	Forward	Baltimore
Matt Panetta	Forward	New York
Mark Millon	Forward	New York
Bob Watson	Goaltender	Toronto

1998

First Team

Player	Position	Team
Gary Gait	Forward	Baltimore
Kevin Finneran	Forward	Philadelphia
Mark Millon	Forward	New York
Darris Kilgour	Forward	Buffalo
John Tavares	Forward	Buffalo
Dallas Eliuk	Goaltender	Philadelphia

Second Team

Player	Position	Team
Tom Marechek	Forward	Philadelphia
Jim Veltman	Forward	Ontario
Colin Doyle	Forward	Ontario
Paul Gait	Forward	Syracuse
Duane Jacobs	Forward	Rochester
Bob Watson	Goaltender	Ontario

1997

First Team

Player	Position	Team
John Tavares	Forward	Buffalo
Paul Gait	Forward	Rochester
Gary Gait	Forward	Philadelphia
Tom Marechek	Forward	Philadelphia
Mark Millon	Forward	New York
Dallas Eliuk	Goaltender	Philadelphia

Second Team

Player	Position	Team
Duane Jacobs	Forward	Rochester
Tom Carmean	Forward	Boston
Bob Martino	Forward	Baltimore
Darris Kilgour	Forward	Buffalo
Jeff Klodzen	Forward	Baltimore
Sal LoCascio	Goaltender	New York

1996

First Team

Player	Position	Team
Gary Gait	Forward	Philadelphia
John Tavares	Forward	Buffalo
Jim Veltman	Forward	Buffalo
Paul Gait	Forward	Rochester
Tom Marechek	Forward	Philadelphia
Dallas Eliuk	Goaltender	Philadelphia

Second Team

Player	Position	Team
Tom Carmean	Forward	Boston
Duane Jacobs	Forward	Rochester
Kevin Finneran	Forward	Philadelphia
Chris Bates	Forward	Charlotte
Chris Driscoll	Forward	Rochester
Steve Dietrich	Goaltender	Rochester

1995

First Team

Player	Position	Team
Gary Gait	Forward	Philadelphia
John Tavares	Forward	Buffalo
Paul Gait	Forward	Rochester
Ted Dowling	Forward	Boston
Jim Veltman	Forward	Buffalo
Dallas Eliuk	Goaltender	Philadelphia

Second Team

Player	Position	Team
Tom Carmean	Forward	Boston
Tim Hormes	Forward	Baltimore
Tom Marechek	Forward	Philadelphia
Mark Millon	Forward	Baltimore
Bob Martino	Forward	Baltimore
Steve Dietrich	Goaltender	Rochester

1994

First Team

Player	Position	Team
John Tavares	Forward	Buffalo
Paul Gait	Forward	Philadelphia
Gary Gait	Forward	Philadelphia
Jim Veltman	Forward	Buffalo
Tim Soudan	Forward	Boston
Dallas Eliuk	Goaltender	Philadelphia

Second Team

Player	Position	Team
Ted Dowling	Forward	Detroit
Tom Carmean	Forward	Boston
Stu Aird	Forward	Buffalo
Kevin Finneran	Forward	Philadelphia
Lindsay Dixon	Forward	Baltimore
Sal LoCascio	Goaltender	New York

HISTORY AND RECORDS

ALL-PRO TEAMS

1993

First Team

Player	Position	Team
Paul Gait	Forward	Philadelphia
Gary Gait	Forward	Philadelphia
John Tavares	Forward	Buffalo
Jim Veltman	Forward	Buffalo
Dave Pietramala	Forward	Pittsburgh
Dallas Eliuk	Goaltender	Philadelphia

Second Team

Player	Position	Team
John Tucker	Forward	Baltimore
Tom Carmean	Forward	Boston
Rob Shek	Forward	Philadelphia
Jeff Jackson	Forward	Baltimore
Derek Keenan	Forward	Buffalo
Sal LoCascio	Goaltender	New York

1992

First Team

Player	Position	Team
Rick Sowell	Forward	Baltimore
Paul Gait	Forward	Detroit
Gary Gait	Forward	Detroit
John Tucker	Forward	Philadelphia
Dave Pietramala	Forward	Pittsburgh
Sal LoCascio	Goaltender	New York

Second Team

Player	Position	Team
Jeff Jackson	Forward	Baltimore
Derek Keenan	Forward	Buffalo
Darris Kilgour	Forward	Buffalo
Jim Veltman	Forward	Buffalo
John Nostrant	Forward	Philadelphia
Dallas Eliuk	Goaltender	Philadelphia

1991

First Team

Player	Position	Team
Rick Sowell	Forward	Baltimore
Paul Gait	Forward	Detroit
Gary Gait	Forward	Detroit
John Tucker	Forward	Philadelphia
John Conley	Forward	Philadelphia
Ted Sawicki	Goaltender	Detroit

Second Team

Player	Position	Team
Butch Marino	Forward	Pittsburgh
Jeff Jackson	Forward	Baltimore
Mike Cummings	Forward	New York
John Nostrant	Forward	Philadelphia
Brian Nikula	Forward	Pittsburgh
Sal LoCascio	Goaltender	New York

1990

First Team

Player	Position	Team
Rick Sowell	Forward	Baltimore
John Tucker	Forward	Philadelphia
Brad Kotz	Forward	Philadelphia
Brian Nikula	Forward	Pittsburgh
John Fay	Forward	New England
Ryan Painter	Forward	Ottawa
Ted Sawicki	Goaltender	Detroit

Second Team

Player	Position	Team
Toby Boucher	Forward	New England
Tim Welsh	Forward	Baltimore
Don Borges	Forward	New York
Dave Pietramala	Forward	Pittsburgh
Ron Martinello	Forward	Detroit
Dan O'Neill	Goaltender	New England



HISTORY AND RECORDS

ALL-ROOKIE TEAMS

2017

Player	Position	Team
Tom Schreiber	Forward	Toronto
Kyle Jackson	Forward	Rochester
Latrell Harris	Defense	Toronto
Josh Currier	Forward	Rochester
Mike Messenger	Defense	Saskatchewan
Joel Coyle	Defense	New England

2016

Player	Position	Team
Randy Staats	Forward	Georgia
Wesley Berg	Forward	Calgary
Jesse King	Forward	Georgia
Lyle Thompson	Forward	Georgia
Chad Tutton	Forward	Georgia
Graeme Hossack	Defense	Rochester

2015

Player	Position	Team
Ben McIntosh	Forward	Edmonton
Miles Thompson	Forward	Georgia
Jeremy Noble	Forward	Colorado
Eli McLaughlin	Forward	Colorado
Robert Hope	Defense	Colorado
Alex Buque	Goaltender	Colorado

2014

Player	Position	Team
Logan Schuss	Forward	Minnesota
Dillon Ward	Goaltender	Colorado
Robert Church	Forward	Edmonton
Karsen Leung	Transition	Calgary
Tyler Digby	Forward	Vancouver
Garrett Thul	Forward	Philadelphia

2013

Player	Position	Team
Mark Matthews	Forward	Edmonton
Shayne Jackson	Forward	Minnesota
Curtis Knight	Forward	Edmonton
Joe Resetarits	Forward	Calgary
Joey Cupido	Transition	Colorado
Kiel Matisz	Transition	Minnesota
Dhane Smith	Transition	Buffalo

2012

Player	Position	Team
Adam Jones	Forward	Colorado
Kevin Crowley	Forward	Philadelphia
Johnny Powless	Forward	Rochester
Stephen Keogh	Forward	Rochester
Jordan Macintosh	Transition	Minnesota
Evan Kirk	Goaltender	Minnesota

2011

Player	Position	Team
Curtis Dickson	Forward	Calgary
Cody Jamieson	Forward	Rochester
Aaron Pascas	Forward	Toronto
Andrew Sutor	Transition	Minnesota
Tyler Hass	Transition	Minnesota
Kyle Rubisch	Defense	Boston

2010

Player	Position	Team
Stephan Leblanc	Forward	Toronto
Garrett Billings	Forward	Toronto
Alex Gajic	Forward	Colorado
Curtis Manning	Defense	Calgary
Matt Beers	Defense	Washington
Chris Corbeil	Defense	Buffalo

2009

Player	Position	Team
Rhys Duch	Forward	San Jose
Kevin Buchanan	Forward	Minnesota
Daryl Veltman	Forward	Boston
Paul Rabil	Transition	San Jose
Stephen Peyser	Defense	New York
Tyler Richards	Goaltender	San Jose

2008

Player	Position	Team
Craig Point	Forward	Minnesota
Tyler Codron	Transition	Portland
Jordan Hall	Transition	New York
Bobby McBride	Transition	Chicago
Jamie Rooney	Forward	Philadelphia
Merrick Thomson	Forward	Philadelphia

2007

Player	Position	Team
Ryan Benesch	Forward	Toronto
Geoff Snider	Transition	Philadelphia
Athan Iannucci	Forward	Philadelphia
Jamie Shewchuk	Forward	Colorado
Bill McGlone	Forward	Chicago
Nenad Gajic	Transition	Colorado

2006

Player	Position	Team
Brodie Merrill	Defense	Portland
Sean Greenhalgh	Forward	Philadelphia
Dan Carey	Forward	Colorado
Jeff Zywicki	Forward	San Jose
Shawn Evans	Forward	Rochester
Luke Wiles	Forward	San Jose

HISTORY AND RECORDS

ALL-ROOKIE TEAMS

2005

Player	Position	Team
Ryan Boyle	Forward	San Jose
Delby Powless	Forward	Buffalo
Andrew Burkholder	Forward	Philadelphia
Rory Graves	Defense	Anaheim
Ryder Bateman	Forward	Minnesota
Dan Finck	Forward	Philadelphia

2004

Player	Position	Team
Taylor Wray	Defense	Calgary
Scott Evans	Forward	Rochester
Craig Conn	Forward	Vancouver
Ryan Ward	Forward	Philadelphia
AJ Shannon	Forward	Buffalo
Thomas Hajek	Defense	Philadelphia

2003

Player	Position	Team
Brian Langtry	Forward	Colorado
Marc Morley	Forward	New Jersey
Lewis Ratcliff	Forward	Calgary
Chris Schiller	Defender	Rochester
Cam Sedgwick	Forward	Vancouver
Aaron Wilson	Forward	Toronto

2002

Player	Position	Team
Mike Miron	Goaltender	Columbus
Peter Morgan	Forward	Vancouver
Gavin Prout	Forward	New York
Kasey Beirnes	Forward	Columbus
Blaine Manning	Forward	Toronto
Ryan Painter	Forward	Ottawa

2001

Player	Position	Team
Tracey Kelusky	Forward	Columbus
Kris Bryde	Forward	Ottawa
Jeff Ratcliffe	Forward	Philadelphia
Marshall Abrams	Defense	Columbus
Mike Regan	Forward	Albany
Phil Wetherup	Goaltender	Buffalo



HISTORY AND RECORDS

MISCELLANEOUS SINGLE-GAME RECORDS

Longest overtime games in league history

Time	Date	Final Score	GW Goal
76:06	Feb. 20, 2010	Boston Blazers 12 @ Orlando Titans 11 (2OT)	Sean Morris
72:23	Feb. 10, 2012	Minnesota Swarm 10 @ Edmonton Rush 9	Ryan Benesch
71:42	Jan. 13, 2007	San Jose Stealth 17 @ Calgary Roughnecks 16	Luke Wiles
71:34	Feb. 18, 2005	Arizona Sting 17 vs. Minnesota Swarm 16	Jonas Derks
70:45	Jan. 10, 2004	Arizona Sting 19 @ Anaheim Storm 18 (3OT*)	Peter Lough
70:19	May 2, 2015	Rochester Knighthawks 12 @ Minnesota Swarm 13	Jason Noble
70:17	May 7, 2016 (P)	Calgary Roughnecks 11 @ Colorado Mammoth 10	Dane Dobbie
70:05	Apr. 20, 2013	Calgary Roughnecks 12 @ Edmonton Rush 11	Shawn Evans

(P) = Playoff game

*Note: Following the 2004 season, the league changed the length of overtime periods from five to fifteen minutes.

Highest attended games in league history

Attendance	Date	Game and Score
19,432	May 14, 2005**	Toronto 19 vs. Arizona 13
19,409	Apr. 27, 2001**	Philadelphia 9 @ Toronto 8
19,289	May 7, 2004**	Calgary 14 vs. Buffalo 11
19,070	Apr. 20, 2013	Rochester 10 @ Buffalo 9
19,070	Apr. 26, 2014	Rochester 16 @ Buffalo 14
19,070	Apr. 30, 2016	Buffalo 12 vs. New England 7
19,059	Mar. 31, 2001	Toronto 11 vs. Columbus 8

**Championship Game

Quickest goals to start...

A game:

Time	Date	Scored by:
0:05	Jan. 26, 2008	Geoff Snider, Philadelphia vs. Buffalo

A quarter:

Time	Date	Scored by:
0:03	Jan. 1, 2005	Brad MacDonald, Calgary @ Colorado (2nd quarter)

Overtime:

Time	Date	Scored by:
0:07	Apr. 5, 2008	Bobby McBride, Chicago vs. Philadelphia

HISTORY AND RECORDS

MISCELLANEOUS SINGLE-GAME RECORDS

Goals scored by goaltenders IN CHRONOLOGICAL ORDER

Date	Goalie, Team	Opponent
March 10, 2000	Devin Dalep, Pittsburgh	vs. Rochester
2001 season	Pat O'Toole, Rochester	
December 1, 2001	Rob Blasdel, Albany	vs. Philadelphia
January 12, 2002	Pat O'Toole, Rochester	at Albany
March 7, 2003	Rob Blasdel, Albany	at Columbus
April 26, 2003	Pat O'Toole, Rochester	vs. Buffalo*
April 2, 2004	Brandon Miller, San Jose	at Anaheim
January 8, 2005	Matt Roik, Anaheim	vs. Philadelphia
December 30, 2005	Gee Nash, Colorado	vs. Philadelphia
January 27, 2006	Dallas Eliuk, Portland	at San Jose
March 16, 2007	Rob Blasdel, Arizona	vs. Calgary
January 12, 2008	Matt Vinc, New York Titans	at Portland
March 14, 2008	Rob Blasdel, Philadelphia	vs. San Jose
March 28, 2009	Brandon Miller, Philadelphia	vs. Colorado
May 9, 2009	Matt King, Calgary	vs. San Jose*
February 28, 2015	Tyler Richards, Vancouver	vs. Minnesota
February 19, 2016	Nick Rose, Toronto	vs. Buffalo
February 18, 2017	Nick Rose, Toronto	at Rochester
March 25, 2017	Nick Rose, Toronto	vs. Vancouver

CAREER LEADERS (WITH SEASONS SCORING A GOAL)

- 4 – Rob Blasdel (2001, 2003, 2007, 2008)
- 3 – Pat O'Toole (2001, 2002, 2003*)
- 3 – Nick Rose (2016, 2017-2x)
- 2 – Brandon Miller (2004, 2009)
- 1 – Devin Dalep (2000)
- 1 – Matt Roik (2005)
- 1 – Dallas Eliuk (2006)
- 1 – Gee Nash (2006)
- 1 – Matt Vinc (2008)
- 1 – Matt King (2009*)
- 1 – Tyler Richards (2015)

*Playoff game



HISTORY AND RECORDS

CHAMPIONSHIP GAME HISTORY

Year	Game and score	Attendance	MVP
2017	Georgia Swarm def. Saskatchewan Rush Two games to none (best-of-three series).		*Lyle Thompson series MVP
•	Game 1: Georgia (18) vs. Saskatchewan (14)	7,642	Jordan Hall (5 G + 3 A)
•	Game 2: Georgia (15) @ Saskatchewan (14) – OT	14,264	Randy Staats (4 G + 3 A)
2016	Saskatchewan Rush def. Buffalo Bandits Two games to none (best-of-three series).		*Aaron Bold series MVP
•	Game 1: Saskatchewan (11) @ Buffalo (9)	12,692	Robert Church (2 G + 3 A)
•	Game 2: Saskatchewan (11) vs. Buffalo (10)	15,182	Robert Church (2 G + 4 A)
2015	Edmonton Rush def. Toronto Rock, Two games to none (best-of-three series).		*Mark Matthews series MVP
•	Game 1: Edmonton (15) @ Toronto (9)	9,257	Mark Matthews (3 G + 3 A)
•	Game 2: Edmonton (11) vs. Toronto (10)	12,275	Mark Matthews (5 G + 3 A)
2014	Rochester Knighthawks def. Calgary Roughnecks, Two games to one (best-of-three series).		*Dan Dawson series MVP
•	Game 1: Calgary (10) vs. Rochester (7)	16,541	Dane Dobbie, Calgary (3 G + 1 A)
•	Game 2: Rochester (16) vs. Calgary (10)	9,188	Dan Dawson, Rochester (3 G + 4 A)
•	Game 3: Rochester (3) vs. Calgary (2) [^]		Craig Point, Rochester (2 G)
2013	Rochester Knighthawks (11) @ Washington Stealth (10)*	5,200	Cody Jamieson, Rochester (3 G + 3 A)
2012	Rochester Knighthawks (9) vs. Edmonton Rush (6)	9,277	Cody Jamieson, Rochester (4 G + 4 A)
2011	Toronto Rock (8) vs. Washington Stealth (7)	14,488	Bob Watson, Toronto (46 Svs)
2010	Washington Stealth (15) vs. Toronto Rock (11)	8,609	Lewis Ratcliff, Washington (5 G + 1 A)
2009	Calgary Roughnecks (12) vs. New York Titans (10)	13,042	Josh Sanderson, Calgary (2 G + 3 A)
2008	Buffalo Bandits (14) vs. Portland LumberJax (13)	18,690	Mark Steenhuis (5 G + 1 A)
2007	Rochester Knighthawks (13) @ Arizona Sting (11)	9,796	John Grant, Rochester (3 G + 5 A)
2006	Colorado Mammoth (16) @ Buffalo Bandits (9)	16,104	Gavin Prout, Colorado (4 G + 3 A)
2005	Toronto Rock (19) vs. Arizona Sting (13)	19,432	Colin Doyle, Toronto (5 G + 3 A)
2004	Calgary Roughnecks (14) vs. Buffalo Bandits (11)	19,289	Curtis Palidwor, Calgary (41 Svs)
2003	Toronto Rock (8) @ Rochester Knighthawks (6)	11,051	Bob Watson, Toronto (40 Svs)
2002	Toronto Rock (13) @ Albany Attack (12)	9,289	Colin Doyle, Toronto (3 G + 1 A)
2001	Philadelphia Wings (9) @ Toronto Rock (8)	19,409	Dallas Eliuk, Philadelphia (40 Svs)
2000	Toronto Rock (14) vs. Rochester Knighthawks (13)	14,211	Dan Stroup, Toronto (5 G)
1999	Toronto Rock (13) vs. Rochester Knighthawks (10)	15,691	Colin Doyle, Toronto (4 G + 2 A)
1998	Philadelphia Wings def. Baltimore Thunder, Two games to none (best-of-three series).		*Dallas Eliuk series MVP
•	Game 1: Philadelphia (16) vs. Baltimore (12)	9,860	Dallas Eliuk, Philadelphia (35 Svs)
•	Game 2: Philadelphia (17) @ Baltimore (12)	3,137	Bill Miller, Philadelphia (3 G + 2 A)
1997	Rochester Knighthawks (15) @ Buffalo Bandits (12)	18,055	Steve Dietrich, Rochester (54 Svs)
1996	Buffalo Bandits (15) vs. Philadelphia Wings (10)	16,230	Pat O'Toole, Buffalo (40 Svs)
1995	Philadelphia Wings (15) vs. Rochester Knighthawks (14) – OT	14,284	Gary Gait, Philadelphia (6 G + 1 A)
1994	Philadelphia Wings (26) @ Buffalo Bandits (15)	16,284	Paul Gait, Philadelphia (8 G + 3 A)
1993	Buffalo Bandits (13) vs. Philadelphia Wings (12)	16,325	John Tavares, Buffalo (4 G + 3 A)
1992	Buffalo Bandits (11) @ Philadelphia Wings (10) – OT	13,572	John Tavares, Buffalo (4 G + 1 A)
1991	Detroit Turbos (14) @ Baltimore Thunder (12)	10,814	Gary Gait, Detroit (3 G + 3 A)
1990	Philadelphia Wings (17) @ New England Blazers (7)	11,479	Brad Kotz, Philadelphia (3 G + 4 A)
1989	Philadelphia Wings (11) vs. New York Saints (10)	16,042	John Tucker, Philadelphia (1 G + 4 A)
1988	New Jersey Saints (17) @ Washington Wave (16)	8,215	Larry Quinn, New Jersey (32 Svs)
1987	Baltimore Thunder (11) @ Washington Wave (10)	7,019	s& Jeff Goldberg, New Jersey (4 G) Buzz Sheain, Baltimore (46 Svs)

*Game played in Langley, BC.

[^] - Mini-game.

HISTORY AND RECORDS

CHAMPIONSHIP GAME RECORDS

Single Championship Game Individual Records

Category	Stat	Player, Date and Opponent
Goals	8	Paul Gait, Philadelphia vs. Buffalo (Apr. 16, 1994)
Assists	8	Kevin Finneran, Philadelphia vs. Buffalo (Apr. 16, 1994) Rhys Duch, Washington vs. Toronto (May 15, 2010)
Points	11	Paul Gait, Philadelphia vs. Buffalo (Apr. 16, 1994) Rhys Duch, Washington vs. Toronto (May 15, 2010)
Penalty Minutes	30	Jordan MacIntosh, Georgia vs. Saskatchewan (June 4, 2017)
PP Goals	4	Paul Gait, Philadelphia vs. Buffalo (Apr. 16, 1994)
SH Goals	2	Steve Toll, Toronto vs. Rochester (May 3, 2003)
Total Shots	27	Curtis Dickson, Calgary @ Rochester (May 31, 2014 Game 2)
Shots on goal	19	Dhane Smith, Buffalo @ Saskatchewan (June 4, 2016)
Loose Balls (Position player only)	19	Paul Gait, Philadelphia vs. Buffalo (Apr. 16, 1994) Brodie Merrill, Portland @ Buffalo (May 17, 2008)
Forced Turnovers (Official since 2011)	5	Mike Grimes, Washington @ Toronto (May 15, 2011) Ryan Dilks, Saskatchewan @ Buffalo (May 28, 2016)
FO Taken	35	Patrick Merrill, Toronto vs. Arizona (May 14, 2005)
FO Won	23	Patrick Merrill, Toronto vs. Arizona (May 14, 2005)
Shots Faced	66	Steve Dietrich, Rochester @ Buffalo (Apr. 12, 1997)
Saves	54	Steve Dietrich, Rochester @ Buffalo (Apr. 12, 1997)

Championship Game Individual Career Records

Category	Stat	Player
Games Played	10	Jim Veltman
Goals	23 22 21 19 15	Paul Gait John Tavares Gary Gait Colin Doyle Mark Matthews
Assists	26 24 23 22 19	Kevin Finneran Dan Dawson Jim Veltman John Tavares Robert Church

Overtime Championship Games

Year	Game and Score	OT Winner (time)
1992	Buffalo Bandits (11) @ Philadelphia Wings (10)	John Tavares (1:45)
1995	Philadelphia Wings (15) vs. Rochester Knighthawks (14)	Gary Gait (0:51)
2017	Georgia Swarm (15) @ Saskatchewan Rush (14)	Miles Thompson (1:17)

HISTORY AND RECORDS

SINGLE-GAME & INDIVIDUAL RECORDS

Consecutive Games Played Streaks

Regular Season Only

Name	Total Games
Dan Dawson	234
Shawn Williams	230
Colin Doyle	188
Steve Toll	188
Lewis Ratcliff	184
Blaine Manning	162
Sandy Chapman	148
Aaron Wilson	146
Josh Sanderson	141
Gavin Prout	136

Player streaks active at end of 2017 season in bold.

Active streaks of at least five full seasons (not including goaltenders)

Name	2017 Team	Total Games	Date Streak Started (current streaks only)
Brett Mydske	SAS	135	Jan. 16, 2010 with Edmonton at Colorado
Curtis Dickson	CGY	120	Jan. 8, 2011 with Calgary vs. Buffalo
Jeff Shattler	CGY	104	Jan. 8, 2012 with Calgary at Toronto
Jeremy Thompson	SAS	98	Mar. 3, 2012 with Buffalo vs. Colorado
Steve Priolo	BUF	88	Jan. 11, 2013 with Buffalo at Philadelphia
Shayne Jackson	GA	88	Jan. 12, 2013 with Minnesota at Buffalo
Mark Matthews	SAS	88	Jan. 13, 2013 with Edmonton vs. Toronto

Single Game Individual Records

Category	Stat	Player, Team and Opponent (Date)
Goals	10	Paul Gait, Philadelphia @ Boston (Mar. 26, 1994)
	10	Gary Gait, Baltimore vs. Toronto (Jan. 9, 1999)
Assists	13	Mark Steenhuis, Buffalo vs. Boston (Feb. 14, 2009)
Points	17	Mark Steenhuis, Buffalo vs. Boston (Feb. 14, 2009)
Penalty Minutes	49	Rory Smith, Orlando vs. Philadelphia (Jan. 8, 2010)
PP Goals	5	Joe Hiltz, Baltimore @ Buffalo (Jan. 16, 1999)
SH Goals	3	Done 6x, last by Shawn Evans, Calgary vs. New England (Mar. 20, 2015)
Total Shots	34	Paul Gait, Baltimore vs. Syracuse (Apr. 3, 1999)
Shots on goal	30	Paul Gait, Baltimore vs. Syracuse (Apr. 3, 1999)
Loose Balls (Position player only)	32	Geoff Snider, Philadelphia @ Minnesota (Apr. 12, 2008)
Forced Turnovers (Official since 2011)	9	Geoff Snider, Calgary vs. Colorado (Jan. 19, 2013)
FO Taken	51	Todd Katanchik, Calgary vs. Montreal (Nov. 24, 2001)
FO Won	30	Done 2x, last by Bob Snider, Washington vs. Buffalo (Apr. 28, 2012)
Shots Faced	87	Matt King, Calgary @ Toronto (Feb. 23, 2002)
Saves	73	Matt King, Calgary @ Toronto (Feb. 23, 2002)

HISTORY AND RECORDS

SINGLE-GAME & INDIVIDUAL RECORDS

Overtime Games

Most overtime games in a season

6 – New England (2017)
 5 – Arizona (2005)
 5 – Washington (2011)
 5 – Calgary (2016)

Most consecutive overtime games:

3 - Arizona (2005: 2/13, 2/18 & 3/11)
 3 - Minnesota (2010: 4/17, 4/24/10 & 1/8/11)*
 3 - Washington (2011: 4/1, 4/2 & 4/9)
 3 - Calgary (2016: 2/20, 2/28 & 3/5)

*--Over two seasons.

Single Game Team Scoring Records

Most goals - Visiting Team

32 - Montreal @ Calgary, November 24, 2001

Most goals - Home Team

28 - Buffalo vs. Charlotte, February 24, 1996
 28 - Boston vs. Baltimore, March 23, 1996

Most goals - Combined

49 - Montreal (32) @ Calgary (17), November 24, 2001

Most goals - Road team losing

21 – Syracuse (21) @ Buffalo (22), January 29, 2000

Most goals - Home team losing

22 - Washington (22) vs. Buffalo (23), March 23, 2002

Fewest goals - Visiting Team (DOES NOT INCLUDE MINI-GAMES)

2 - Philadelphia @ Toronto, April 16, 1999*
 2 - Minnesota @ Rochester, April 4, 2015

Fewest goals - Home Team (DOES NOT INCLUDE MINI-GAMES)

3 - Pittsburgh vs. Detroit, March 21, 1992
 3 - Minnesota vs. Edmonton, May 12, 2012*
 3 - Rochester vs. Edmonton, March 28, 2015

Fewest goals – Combined (DOES NOT INCLUDE MINI-GAMES)

11 - Albany (4) @ Toronto (7), January 11, 2001

Fewest goals - Road team winning (DOES NOT INCLUDE MINI-GAMES)

7 - Minnesota @ Edmonton, February 3, 2006

Fewest goals - Home team winning (DOES NOT INCLUDE MINI-GAMES)

7 - Toronto vs. Albany, January 11, 2001
 7 - Colorado vs. Edmonton, April 2, 2011
 7 - Toronto vs. Buffalo, May 5, 2012*
 7 - Rochester vs. Washington Stealth, February 2, 2013
 7 - Minnesota vs. Rochester, February 6, 2015

* - Playoff Game

** - Championship Game



HISTORY AND RECORDS

ALL-TIME COACHING RECORDS

Sorted alphabetically; coaches active at the end of the 2017 season in bold.

Coach	Gms	Won	Lost	Win %	Coach	Gms	Won	Lost	Win %
Alexander, Kevin	12	2	10	.167	Lines, Mike	38	16	22	.421
Bartley, Les	131	93	38	.710	Little, Glenn	16	7	9	.438
Batley, Jamie	111	54	57	.486	LoCascio, Sal	30	11	19	.367
Beardmore, Clayton "Bud"	6	2	4	.333	Lovell, John	54	28	26	.519
Brady, Jim	9	2	7	.222	Malawsky, Curt	88	44	44	.500
Bucktooth, Freeman	12	3	9	.250	Martinello, Medo	34	21	13	.618
Bullen, Terry	4	2	2	.500	McCabe, Pat	29	4	25	.138
Christianson, Walt	48	23	25	.479	McComb, Jeff	2	0	2	.000
Clark, Glenn	68	30	38	.441	McCready, Bob	3	0	3	.000
Colley, Wayne	7	1	6	.143	McMahon, Bob	66	38	28	.576
Comeau, Ed	126	79	47	.627	Mouradian, Johnny	64	29	35	.453
Cooper, Marty	19	4	15	.211	Mueller, Adam	96	45	51	.469
Cordingley, Troy	168	95	73	.565	Nielsen, Frank	7	3	4	.429
Coyle, Pat	64	35	29	.547	Perreault, Dan	28	8	20	.286
Dal Monte, Paul	48	24	24	.500	Pfeifer, Vinnie	25	10	15	.400
Day, Paul	151	82	69	.543	Phillips, John	7	4	3	.571
Donahue, Patrick	24	4	20	.167	Powless, Barry	28	15	13	.536
Dougherty, William	24	9	15	.375	Pym, Dave	48	33	15	.688
Dowling, Jeff	17	7	10	.412	Quinlan, Jim	2	0	2	.000
Engelke, Bob	48	30	18	.625	Resch, Tony	78	53	25	.679
Engelke, Norm	7	4	3	.571	Roy, Ron	9	4	5	.444
Evans, Dave	42	27	15	.643	Ryan, Tom	32	18	14	.563
Fraser, Ron	78	34	44	.436	Sanderson, Lindsay	59	23	36	.390
French, Mike	8	6	2	.750	Sanderson, Shane	16	8	8	.500
Gait, Gary	32	22	10	.688	Sanderson, Terry	100	51	49	.510
Gait, Paul	32	14	18	.438	Sawicki, Ted	35	21	14	.600
Gallagher, Chris	7	1	6	.143	Sawyer, Matt	37	18	19	.486
Gill, Chris	50	29	21	.580	Scaramuzzino, Steve	12	3	9	.250
Govett, Steve	7	2	5	.286	Seivold, Joseph	10	0	10	.000
Griebe, Bob	14	4	10	.286	Silcott, Kurt	1	1	0	1.000
Hall, Chris	170	85	85	.500	Simpson, Mike	16	5	11	.313
Hamley, Bob	173	79	94	.457	Stewart, John	42	19	23	.452
Harrison, Blane	36	10	26	.278	Stroup, Dan	50	29	21	.580
Hasen, Mike	120	65	55	.542	Sullivan, Joe	62	23	39	.371
Hinkson, Jim	16	5	11	.313	Tucker, John	62	29	33	.468
Huff, Scott	24	8	16	.333	Vipond, Peter	10	1	9	.100
Huntley, Dave	48	22	26	.458	Vitarelli, Mark	14	1	13	.071
Jacobs, Duane	48	25	23	.521	Wakeling, Les	24	10	14	.417
Jensen, Rod	9	4	5	.444	Webster, Art	6	1	5	.167
Keenan, Derek	218	121	97	.555	Wey, Dennis	34	10	24	.294
Kilgour, Darris	206	121	85	.587	Wey, Steve	14	6	8	.429
Lichtfuss, Ernest "Skip"	26	8	18	.308					

HISTORY AND RECORDS

ALL-TIME COACHING RECORDS

Sorted alphabetically; coaches active at the end of the 2017 season in bold.

Coach	Gms	Won	Lost	Win %	Coach	Gms	Won	Lost	Win %
Kilgour, Darris	206	121	85	.587	Harrison, Blane	36	10	26	.278
Keenan, Derek	218	121	97	.555	Wey, Dennis	34	10	24	.294
Cordingley, Troy	168	95	73	.565	Wakeling, Les	24	10	14	.417
Bartley, Les	131	93	38	.710	Pfeifer, Vinnie	25	10	15	.400
Hall, Chris	170	85	85	.500	Dougherty, William	24	9	15	.375
Day, Paul	151	82	69	.543	Huff, Scott	24	8	16	.333
Hamley, Bob	173	79	94	.457	Sanderson, Shane	16	8	8	.500
Comeau, Ed	126	79	47	.627	Perreault, Dan	28	8	20	.286
Hasen, Mike	120	65	55	.542	Lichtfuss, Ernest "Skip"	26	8	18	.308
Batley, Jamie	111	54	57	.486	Little, Glenn	16	7	9	.438
Resch, Tony	78	53	25	.679	Dowling, Jeff	17	7	10	.412
Sanderson, Terry	100	51	49	.510	Wey, Steve	14	6	8	.429
Mueller, Adam	96	45	51	.469	French, Mike	8	6	2	.750
Malawsky, Curt	88	44	44	.500	Simpson, Mike	16	5	11	.313
McMahon, Bob	66	38	28	.576	Hinkson, Jim	16	5	11	.313
Coyle, Pat	64	35	29	.547	Engelke, Norm	7	4	3	.571
Fraser, Ron	78	34	44	.436	Cooper, Marty	19	4	15	.211
Pym, Dave	48	33	15	.688	Donahue, Patrick	24	4	20	.167
Clark, Glenn	68	30	38	.441	Griebe, Bob	14	4	10	.286
Engelke, Bob	48	30	18	.625	Phillips, John	7	4	3	.571
Tucker, John	62	29	33	.468	McCabe, Pat	29	4	25	.138
Gill, Chris	50	29	21	.580	Jensen, Rod	9	4	5	.444
Stroup, Dan	50	29	21	.580	Roy, Ron	9	4	5	.444
Mouradian, Johnny	64	29	35	.453	Bucktooth, Freeman	12	3	9	.250
Lovell, John	54	28	26	.519	Nielsen, Frank	7	3	4	.429
Evans, Dave	42	27	15	.643	Scaramuzzino, Steve	12	3	9	.250
Jacobs, Duane	48	25	23	.521	Beardmore, Clayton "Bud"	6	2	4	.333
Dal Monte, Paul	48	24	24	.500	Brady, Jim	9	2	7	.222
Sullivan, Joe	62	23	39	.371	Govett, Steve	7	2	5	.286
Sanderson, Lindsay	59	23	36	.390	Bullen, Terry	4	2	2	.500
Christianson, Walt	48	23	25	.479	Alexander, Kevin	12	2	10	.167
Huntley, Dave	48	22	26	.458	Vitarelli, Mark	14	1	13	.071
Gait, Gary	32	22	10	.688	Silcott, Kurt	1	1	0	1.000
Sawicki, Ted	35	21	14	.600	Webster, Art	6	1	5	.167
Martinello, Medo	34	21	13	.618	Colley, Wayne	7	1	6	.143
Stewart, John	42	19	23	.452	Vipond, Peter	10	1	9	.100
Sawyer, Matt	37	18	19	.486	Gallagher, Chris	7	1	6	.143
Ryan, Tom	32	18	14	.563	Seivold, Joseph	10	0	10	.000
Lines, Mike	38	16	22	.421	McCready, Bob	3	0	3	.000
Powless, Barry	28	15	13	.536	McComb, Jeff	2	0	2	.000
Gait, Paul	32	14	18	.438	Quinlan, Jim	2	0	2	.000
LoCascio, Sal	30	11	19	.367					

HISTORY AND RECORDS

ALL-TIME PLAYOFF COACHING RECORDS

Sorted alphabetically; coaches active at the end of the 2017 season in bold.

Coach	Gms	Won	Lost	Win %	Coach	Gms	Won	Lost	Win %
Bartley, Les	22	18	4	.818	Keenan, Derek	23	14	9	.609
Batley, Jamie	4	1	3	.250	Kilgour, Darris	23	12	11	.522
Beardmore, Clayton "Bud"	2	1	1	.500	Lines, Mike	2	0	2	.000
Christianson, Walt	3	1	2	.333	Little, Glenn	1	0	1	.000
Clark, Glenn	4	1	3	.250	Lovell, John	6	2	4	.333
Comeau, Ed	11	7	4	.636	Malawsky, Curt	16	8	8	.500
Cordingley, Troy	23	14	9	.609	Martinello, Medo	3	1	2	.333
Coyle, Pat	3	0	3	.000	McMahon, Bob	4	1	3	.250
Dal Monte, Paul	2	0	2	.000	Mouradian, Johnny	3	0	3	.000
Day, Paul	13	5	8	.385	Mueller, Adam	4	1	3	.250
Dougherty, William	3	1	2	.333	Pfeifer, Vinnie	1	0	1	.000
Dowling, Jeff	1	0	1	.000	Powless, Barry	5	3	2	.600
Engelke, Bob	7	3	4	.429	Pym, Dave	4	1	3	.250
Evans, Dave	8	6	2	.750	Resch, Tony	12	8	4	.667
Fraser, Ron	6	1	5	.167	Ryan, Tom	2	0	2	.000
French, Mike	2	2	0	1.000	Sanderson, Shane	2	0	2	.000
Gait, Gary	4	3	1	.750	Sanderson, Terry	4	2	2	.500
Gait, Paul	1	0	1	.000	Sawicki, Ted	1	0	1	.000
Gill, Chris	3	0	3	.000	Sawyer, Matt	1	0	1	.000
Griebe, Bob	2	2	0	1.000	Stewart, John	3	0	3	.000
Hall, Chris	17	11	6	.647	Stroup, Dan	3	0	3	.000
Hamley, Bob	11	5	6	.455	Sullivan, Joe	4	2	2	.500
Hasen, Mike	17	12	5	.706	Tucker, John	4	1	3	.250
Huntley, Dave	1	0	1	.000	Wakeling, Les	1	0	1	.000
Jacobs, Duane	2	0	2	.000	Wey, Steve	2	0	2	.000

Sorted by number of coaching wins; coaches active at the end of the 2016 season in bold.

Coach	Gms	Won	Lost	Win %	Coach	Gms	Won	Lost	Win %
Bartley, Les	22	18	4	.818	Martinello, Medo	3	1	2	.333
Keenan, Derek	23	14	9	.609	McMahon, Bob	4	1	3	.250
Cordingley, Troy	23	14	9	.609	Dougherty, William	3	1	2	.333
Kilgour, Darris	23	12	11	.522	Beardmore, Clayton "Bud"	2	1	1	.500
Hasen, Mike	17	12	5	.706	Christianson, Walt	3	1	2	.333
Hall, Chris	17	11	6	.647	Batley, Jamie	4	1	3	.250
Malawsky, Curt	16	8	8	.500	Coyle, Pat	3	0	3	.000
Resch, Tony	12	8	4	.667	Sawicki, Ted	1	0	1	.000
Comeau, Ed	11	7	4	.636	Sanderson, Shane	2	0	2	.000
Evans, Dave	8	6	2	.750	Huntley, Dave	1	0	1	.000
Day, Paul	13	5	8	.385	Stewart, John	3	0	3	.000
Hamley, Bob	11	5	6	.455	Mouradian, Johnny	3	0	3	.000
Gait, Gary	4	3	1	.750	Gait, Paul	1	0	1	.000
Powless, Barry	5	3	2	.600	Wakeling, Les	1	0	1	.000
Engelke, Bob	7	3	4	.429	Little, Glenn	1	0	1	.000
French, Mike	2	2	0	1.000	Pfeifer, Vinnie	1	0	1	.000
Sullivan, Joe	4	2	2	.500	Sawyer, Matt	1	0	1	.000
Griebe, Bob	2	2	0	1.000	Gill, Chris	3	0	3	.000
Sanderson, Terry	4	2	2	.500	Stroup, Dan	3	0	3	.000
Lovell, John	6	2	4	.333	Dowling, Jeff	1	0	1	.000
Fraser, Ron	6	1	5	.167	Dal Monte, Paul	2	0	2	.000
Clark, Glenn	4	1	3	.250	Lines, Mike	2	0	2	.000
Mueller, Adam	4	1	3	.250	Ryan, Tom	2	0	2	.000
Tucker, John	4	1	3	.250	Wey, Steve	2	0	2	.000
Pym, Dave	4	1	3	.250	Jacobs, Duane	2	0	2	.000

HISTORY AND RECORDS

ALL-STAR GAME HISTORY

February 25, 2012

The 2012 NLL All-Star Game is held in Buffalo, NY for the first time at First Niagara Center, home of the Buffalo Bandits. The West All-Stars defeated the East by a score of 20-18 in front of 13,466 fans while Calgary's Geoff Snider was named ASG MVP.

February 28, 2011

The East defeated the West 30-26 in the 2011 NLL All-Star Game at the Event Center at the Turning Stone Resort Casino in Verona, NY, presented by the Oneida Indian Nation. Shawn Evans of the Rochester Knighthawks was the game's MVP, with 12 points on 4 goals and 8 assists.

March 7, 2009

The Colorado Mammoth became the first team in league history to host an All-Star Game for a second time, having also hosted the event in 2004. The East Division defeated the West Division 27-21 in the second highest goal scoring All-Star Game in league history.

March 16, 2008

The East Division defeated the West Division 17-16 in overtime. It was the league's eighth All-Star Game and the third time the game went into overtime. Shawn Williams of the Rochester Knighthawks scored the game winner, as the game was held at Rexall Place in Edmonton and hosted by the Edmonton Rush.

March 10, 2007

The East Division defeated the West Division 20-16 in front of 12,856 fans at Rose Garden in Portland, Oregon, home of the Portland LumberJax. Buffalo transition player Mark Steenhuis scored five goals and added an assist en route to winning his second career All-Star Game MVP Award (won first in 2004). Gavin Prout led the West with eight points (3 goals, 5 assists) and home team representative Ryan Powell scored four goals in the game. The game marked the first professional sports All-Star Game ever hosted in the city of Portland.

February 25, 2006

The West Division defeated the East Division 14-13 in front of 15,924 fans at the Air Canada Centre, home of the Toronto Rock. The game aired on regional sports networks across the US and Canada. The East held a 13-9 lead in the fourth quarter, but Portland LumberJax goaltender Dallas Eliuk and the West defense held their opposition scoreless for the final 12 minutes of the game, as the rest of the West stars rallied for five consecutive goals to win the game. Calgary Roughnecks forward Lewis Ratcliff was named Game MVP, as he scored four goals, including the game-winner with 4.4 seconds remaining in regulation.

February 26, 2005

The East Division defeated the West Division 11-10 in overtime at Pengrowth Saddledome, home of the Calgary Roughnecks. In front of 11,511 fans at the Saddledome, and a live national television audience on NBC, the East trailed 9-7 heading into the fourth quarter, but scored three straight goals to take a 10-9 lead. Arizona's Dan Dawson fired back for the West scoring with less than three minutes remaining to tie the game and force overtime. In overtime, Buffalo Bandits veteran forward John Tavares scored the game-winning overtime goal at 1:15 into the extra period.

February 22, 2004

The East Division defeated the West Division by a score of 19-15 in front of 16,742 fans at Pepsi Center in Denver, home of the Colorado Mammoth. The Eastern Division All-Stars used a seven-goal run in the fourth quarter to pull away for a 19-15 victory over the Western Division All-Stars in front of a live television audience on Fox Sports Net. Buffalo Bandits forward Mark Steenhuis was named MVP, leading all scorers with six goals.

April 21, 2002

The North Division defeated the South Division by a score of 14-10 at the Mohegan Sun Arena in Uncasville, CT. The North reeled off seven straight goals late in the contest to overcome the South. The Toronto Rock's Steve Toll was named the game MVP. Toll scored three goals and added an assist.

February 20, 1999

Team Canada defeated Team USA, by a score of 25-24 in overtime in front of 9,070 fans at the Blue Cross Arena, in Rochester, NY. The All-Stars were placed into their respective teams by their Nationality.

April 20, 1991

The National Division defeated the American Division, by a score of 25-20, in front of 7,658 fans at the Spectrum in Philadelphia.



HISTORY AND RECORDS

ALL-TIME RESULTS

1987 SEASON

1/10/1987 - NJ Saints 11 vs Philadelphia 8 [5,976]
 1/10/1987 - Washington Wave 16 vs Baltimore 13 [9,216]
 1/18/1987 - NJ Saints 20 vs Washington Wave 17 [3,200]
 1/24/1987 - Baltimore 20 vs Philadelphia 19 [6,593]
 1/31/1987 - Philadelphia 17 vs NJ Saints 11 [14,189]
 2/01/1987 - NJ Saints 19 at Washington Wave 12 [7,600]
 2/07/1987 - NJ Saints 14 vs Baltimore 11 [9,000]
 2/14/1987 - Philadelphia 15 vs Washington Wave 12 [10,088]
 2/15/1987 - NJ Saints 13 at Baltimore 10 [7,512]
 2/22/1987 - Baltimore 14 at Philadelphia 8 [11,583]
 2/25/1987 - Philadelphia 19 at Washington Wave 14 [8,100]
 2/26/1987 - Washington Wave 12 at Baltimore 11 [6,107]
 3/07/1987* - Baltimore 14 at NJ Saints 9 [9,015]
 3/08/1987* - Washington Wave 20 at Philadelphia 15 [8,027]
 3/21/1987*\$ - Baltimore 11 at Washington Wave 10 [7,019]

1988 SEASON

1/03/1988 - NJ Saints 16 vs Baltimore 10 [7,130]
 1/09/1988 - NJ Saints 18 at Baltimore 14 [7,683]
 1/09/1988 - Washington Wave 14 vs Philadelphia 13 [6,624]
 1/16/1988 - Washington Wave 11 at Philadelphia 10 [13,814]
 1/24/1988 - Baltimore 17 vs Washington Wave 15 [6,741]
 1/26/1988 - NJ Saints 25 vs Washington Wave 15 [5,872]
 1/30/1988 - Philadelphia 12 vs Baltimore 7 [16,028]
 1/30/1988 - Washington Wave 17 vs NJ Saints 16 [9,227]
 2/06/1988 - NJ Saints 10 at Philadelphia 7 [9,064]
 2/06/1988 - Washington Wave 15 vs Baltimore 12 [6,720]
 2/13/1988 - Baltimore 16 vs NJ Saints 15 [4,692]
 2/14/1988 - Washington Wave 13 vs Philadelphia 12 [6,683]
 2/20/1988 - Philadelphia 14 vs Baltimore 13 [10,004]
 2/21/1988 - NJ Saints 13 vs Philadelphia 12 [6,427]
 2/27/1988 - Philadelphia 17 at Baltimore 9 [5,006]
 2/28/1988 - Washington Wave 21 at NJ Saints 14 [4,937]
 3/06/1988* - NJ Saints 12 vs Philadelphia 10 [4,118]
 3/20/1988*\$ - NJ Saints 17 at Washington Wave 16 [8,215]

1989 SEASON

1/07/1989 - Detroit 11 vs Washington Wave 9 [12,171]
 1/14/1989 - Philadelphia 19 vs New England 8 [16,269]
 1/15/1989 - Baltimore 14 at Washington Wave 12 [10,210]
 1/20/1989 - Baltimore 10 at NY Saints 9 [8,662]
 1/21/1989 - Philadelphia 14 at Baltimore 13 [6,479]
 1/21/1989 - Detroit 15 at New England 9 [10,101]
 1/28/1989 - Washington Wave 16 at Baltimore 14 [6,668]
 1/28/1989 - NY Saints 20 vs Philadelphia 16 [9,324]
 1/29/1989 - Detroit 14 vs New England 7 [12,320]
 2/04/1989 - NY Saints 12 at Baltimore 11 [5,949]
 2/12/1989 - Philadelphia 14 vs Baltimore 9 [12,220]
 2/12/1989 - NY Saints 15 at Washington Wave 9 [8,897]
 2/17/1989 - NY Saints 13 vs Washington Wave 10 [8,322]
 2/18/1989 - Baltimore 15 vs New England 9 [5,704]
 2/18/1989 - Philadelphia 19 vs Detroit 10 [13,982]
 2/24/1989 - Philadelphia 16 at New England 11 [8,107]
 2/25/1989 - NY Saints 13 at Detroit 9 [14,031]
 3/04/1989 - Detroit 16 vs Philadelphia 11 [10,637]
 3/04/1989 - New England 10 at Washington Wave 7 [5,863]
 3/10/1989 - Philadelphia 13 vs Washington Wave 9 [16,413]
 3/11/1989 - Baltimore 13 at New England 10 [7,243]
 3/12/1989 - Detroit 16 at NY Saints 11 [8,125]
 3/19/1989 - NY Saints 11 at New England 6 [6,702]
 3/19/1989 - Detroit 12 at Washington Wave 8 [6,347]
 4/01/1989* - NY Saints 9 at Detroit 8 [8,319]
 4/07/1989*\$ - Philadelphia 11 vs NY Saints 10 [16,042]

1990 SEASON

1/05/1990 - Pittsburgh Bulls 14 vs New England 11 [9,213]
 1/12/1990 - Philadelphia 9 at NY Saints 4 [10,126]
 1/13/1990 - Baltimore 14 vs Detroit 13 [9,812]
 1/13/1990 - NY Saints 10 at New England 9 [8,122]
 1/13/1990 - Philadelphia 11 vs Pittsburgh Bulls 8 [16,101]
 1/20/1990 - Detroit 12 vs Pittsburgh Bulls 11 [12,327]
 1/21/1990 - Baltimore 11 vs NY Saints 8 [9,323]
 2/03/1990 - New England 11 at NY Saints 9 [8,472]
 2/03/1990 - Baltimore 15 at Pittsburgh Bulls 13 [11,998]
 2/10/1990 - New England 12 vs Pittsburgh Bulls 10 [9,242]
 2/11/1990 - Philadelphia 21 vs Detroit 19 [15,204]
 2/17/1990 - Philadelphia 13 at Baltimore 12 [10,504]
 2/17/1990 - New England 12 at Detroit 11 [12,458]
 2/17/1990 - Pittsburgh Bulls 13 at NY Saints 9 [7,122]
 2/23/1990 - New England 13 vs Detroit 9 [7,813]
 3/03/1990 - New England 13 at Baltimore 6 [10,184]
 3/03/1990 - NY Saints 13 at Detroit 9 [10,096]
 3/03/1990 - Philadelphia 9 at Pittsburgh Bulls 8 [12,121]
 3/11/1990 - Philadelphia 10 vs Baltimore 9 [16,711]
 3/16/1990 - New England 14 vs Philadelphia 11 [10,551]
 3/17/1990 - NY Saints 16 vs Baltimore 11 [7,102]
 3/17/1990 - Pittsburgh Bulls 9 vs Detroit 7 [10,027]
 3/24/1990 - Baltimore 18 at Detroit 9 [12,848]
 3/24/1990 - NY Saints 8 at Philadelphia 5 [17,177]
 4/07/1990* - Philadelphia 9 vs NY Saints 8 [13,552]
 4/13/1990*\$ - Philadelphia 17 at New England 7 [11,479]

HISTORY AND RECORDS

ALL-TIME RESULTS

1991 SEASON

12/29/1990 - Detroit 20 at Baltimore 16 [9,927]
 1/05/1991 - Detroit 18 vs Philadelphia 8 [6,847]
 1/05/1991 - New England 11 vs NY Saints 10 [6,314]
 1/05/1991 - Pittsburgh Bulls 19 vs Baltimore 10 [8,910]
 1/11/1991 - Philadelphia 11 vs New England 10 [14,789]
 1/19/1991 - Baltimore 19 vs New England 15 [7,605]
 1/19/1991 - Detroit 26 vs Pittsburgh Bulls 12 [7,122]
 1/19/1991 - NY Saints 19 vs Philadelphia 13 [9,081]
 1/26/1991 - Baltimore 21 at New England 10 [7,055]
 1/26/1991 - Philadelphia 13 vs NY Saints 8 [16,282]
 1/26/1991 - Detroit 23 at Pittsburgh Bulls 18 [8,391]
 2/01/1991 - Pittsburgh Bulls 16 at NY Saints 14 [8,263]
 2/02/1991 - NY Saints 19 at Detroit 13 [8,639]
 2/09/1991 - Baltimore 15 vs NY Saints 14 [8,109]
 2/10/1991 - Detroit 14 at Philadelphia 12 [16,642]
 2/15/1991 - Baltimore 14 at NY Saints 10 [7,182]
 2/16/1991 - New England 11 at Pittsburgh Bulls 7 [8,530]
 2/22/1991 - New England 13 vs Philadelphia 11 [7,095]
 2/23/1991 - Detroit 22 vs Baltimore 14 [8,367]
 2/24/1991 - NY Saints 12 vs New England 8 [6,937]
 2/28/1991 - Philadelphia 11 vs Pittsburgh Bulls 9 [13,712]
 3/02/1991 - Baltimore 14 vs Pittsburgh Bulls 12 [8,727]
 3/02/1991 - Detroit 15 at New England 8 [8,071]
 3/08/1991 - NY Saints 17 vs Detroit 15 [12,134]
 3/09/1991 - Philadelphia 15 at Pittsburgh Bulls 7 [8,589]
 3/17/1991 - Pittsburgh Bulls 12 at New England 11 [5,597]
 3/17/1991 - Baltimore 17 at Philadelphia 14 [16,289]
 3/23/1991 - Philadelphia 21 at Baltimore 16 [10,265]
 3/23/1991 - Detroit 18 vs New England 12 [8,294]
 3/23/1991 - NY Saints 23 at Pittsburgh Bulls 13 [6,967]
 4/06/1991*\$ - Detroit 14 vs Baltimore 12 [10,814]

1992 SEASON

12/27/1991 - Baltimore 21 vs Boston 14 [7,671]
 1/04/1992 - NY Saints 21 at Buffalo 17 [9,052]
 1/04/1992 - Detroit 20 vs Baltimore 13 [8,258]
 1/11/1992 - Boston 12 at Philadelphia 11 [15,176]
 1/17/1992 - Detroit 25 vs Pittsburgh Bulls 12 [7,248]
 1/18/1992 - NY Saints 19 vs Buffalo 16 [11,297]
 1/24/1992 - Pittsburgh Bulls 14 vs Philadelphia 9 [6,803]
 1/25/1992 - Baltimore 12 vs NY Saints 11 [8,742]
 1/25/1992 - Detroit 23 at Buffalo 17 [13,581]
 1/25/1992 - Boston 15 vs Pittsburgh Bulls 13 [6,634]
 1/31/1992 - Detroit 13 at NY Saints 8 [13,466]
 2/02/1992 - NY Saints 9 at Philadelphia 8 [13,697]
 2/08/1992 - Philadelphia 16 at Detroit 15 [8,246]
 2/08/1992 - Baltimore 18 at Boston 17 [5,598]
 2/08/1992 - Buffalo 23 at Pittsburgh Bulls 13 [6,844]
 2/14/1992 - Philadelphia 16 vs Baltimore 12 [13,814]
 2/21/1992 - NY Saints 12 vs Pittsburgh Bulls 10 [10,176]
 2/28/1992 - Buffalo 20 vs Philadelphia 11 [16,325]
 2/28/1992 - Boston 15 vs NY Saints 12 [6,970]
 2/29/1992 - Detroit 22 at Baltimore 13 [11,063]
 2/29/1992 - Pittsburgh Bulls 10 vs Boston 9 [8,497]
 3/07/1992 - Buffalo 22 at Detroit 9 [9,673]
 3/07/1992 - Pittsburgh Bulls 19 at Philadelphia 15 [16,753]
 3/13/1992 - Buffalo 27 vs Baltimore 20 [16,325]
 3/14/1992 - Philadelphia 20 at Baltimore 8 [9,776]
 3/14/1992 - NY Saints 12 vs Boston 10 [11,306]
 3/21/1992 - Buffalo 19 at Boston 9 [8,233]
 3/21/1992 - Detroit 13 at Pittsburgh Bulls 3 [9,557]
 3/27/1992* - Buffalo 22 vs Boston 16 [15,603]
 3/29/1992* - Philadelphia 14 vs Baltimore 12 [10,185]
 4/04/1992* - Buffalo 19 at Detroit 16 [4,136]
 4/04/1992* - Philadelphia 8 at NY Saints 6 [9,678]
 4/11/1992*\$ - Buffalo 11 at Philadelphia 10 [13,017]



HISTORY AND RECORDS

ALL-TIME RESULTS

1993 SEASON

1/09/1993 - Baltimore 18 vs Boston 17 [8,134]
 1/09/1993 - Buffalo 17 at Pittsburgh Bulls 10 [5,354]
 1/15/1993 - Philadelphia 17 vs Baltimore 14 [16,274]
 1/16/1993 - Buffalo 18 at Detroit 14 [6,532]
 1/16/1993 - NY Saints 11 vs Pittsburgh Bulls 10 [12,301]
 1/22/1993 - Philadelphia 12 at Boston 9 [8,186]
 1/23/1993 - Buffalo 23 vs Baltimore 13 [16,325]
 1/23/1993 - Philadelphia 22 vs Detroit 15 [16,068]
 1/29/1993 - NY Saints 18 vs Baltimore 15 [10,326]
 1/30/1993 - Philadelphia 23 at Baltimore 9 [11,408]
 1/30/1993 - Buffalo 17 at Boston 13 [6,882]
 1/30/1993 - Detroit 17 at Pittsburgh Bulls 16 [6,247]
 2/06/1993 - Buffalo 16 vs Boston 14 [16,325]
 2/06/1993 - Detroit 16 vs Pittsburgh Bulls 13 [6,572]
 2/06/1993 - Philadelphia 13 vs NY Saints 8 [16,731]
 2/13/1993 - NY Saints 12 at Pittsburgh Bulls 10 [5,176]
 2/20/1993 - Buffalo 19 at Baltimore 18 [7,916]
 2/20/1993 - Detroit 10 vs Boston 9 [6,132]
 2/20/1993 - Philadelphia 13 at NY Saints 10 [13,796]
 2/27/1993 - Buffalo 13 vs Philadelphia 12 [16,325]
 2/27/1993 - Boston 13 vs Detroit 12 [9,026]
 2/27/1993 - Baltimore 16 at Pittsburgh Bulls 14 [6,275]
 3/06/1993 - NY Saints 11 at Detroit 10 [9,211]
 3/12/1993 - Pittsburgh Bulls 16 at Baltimore 9 [8,114]
 3/12/1993 - NY Saints 11 vs Boston 10 [12,120]
 3/20/1993 - Buffalo 20 vs Detroit 14 [16,325]
 3/21/1993 - Boston 8 vs NY Saints 7 [5,502]
 3/21/1993 - Philadelphia 9 vs Pittsburgh Bulls 8 [16,182]
 3/28/1993* - Boston 18 vs Detroit 5 [3,182]
 3/28/1993* - NY Saints 10 vs Baltimore 9 [5,877]
 4/03/1993* - Buffalo 12 vs Boston 10 [16,325]
 4/03/1993* - Philadelphia 17 vs NY Saints 9 [13,380]
 4/10/1993*\$ - Buffalo 13 vs Philadelphia 12 [16,325]

1994 SEASON

1/08/1994 - Detroit 15 at Baltimore 8 [7,879]
 1/21/1994 - Buffalo 17 at Detroit 16 [5,147]
 1/22/1994 - Detroit 10 at Boston 9 [7,811]
 1/23/1994 - Buffalo 17 vs Baltimore 12 [16,284]
 1/23/1994 - Philadelphia 20 vs NY Saints 7 [13,196]
 1/29/1994 - Boston 17 at Baltimore 11 [8,395]
 1/29/1994 - Buffalo 18 at NY Saints 10 [10,375]
 2/05/1994 - Buffalo 15 vs Philadelphia 11 [16,284]
 2/05/1994 - Detroit 11 vs NY Saints 8 [6,216]
 2/12/1994 - Boston 12 vs NY Saints 11 [7,649]
 2/13/1994 - Philadelphia 25 vs Baltimore 9 [13,483]
 2/19/1994 - Philadelphia 20 at Baltimore 10 [9,707]
 2/19/1994 - Boston 14 at Buffalo 10 [16,284]
 2/26/1994 - NY Saints 13 vs Philadelphia 4 [9,039]
 2/27/1994 - Detroit 12 vs Boston 7 [4,457]
 3/04/1994 - Boston 14 at NY Saints 7 [7,530]
 3/05/1994 - Detroit 14 vs Baltimore 13 [4,112]
 3/11/1994 - Philadelphia 15 vs Detroit 6 [16,349]
 3/12/1994 - Baltimore 12 vs NY Saints 10 [7,085]
 3/12/1994 - Buffalo 14 at Boston 10 [9,125]
 3/19/1994 - Philadelphia 16 vs Buffalo 12 [17,380]
 3/26/1994 - Buffalo 18 vs Detroit 10 [16,284]
 3/26/1994 - Philadelphia 16 at Boston 10 [8,105]
 3/26/1994 - NY Saints 15 vs Baltimore 11 [7,529]
 4/09/1994* - Buffalo 16 vs Detroit 10 [15,836]
 4/10/1994* - Philadelphia 17 vs NY Saints 7 [10,794]
 4/16/1994*\$ - Philadelphia 26 at Buffalo 15 [16,284]

1995 SEASON

1/07/1995 - Boston 16 at Baltimore 11 [5,634]
 1/07/1995 - Buffalo 17 vs Philadelphia 13 [16,230]
 1/07/1995 - Rochester 12 vs NY Saints 8 [7,379]
 1/14/1995 - Boston 12 vs Buffalo 11 [5,966]
 1/14/1995 - Philadelphia 11 at NY Saints 10 [10,051]
 1/14/1995 - Rochester 16 vs Baltimore 13 [7,385]
 1/20/1995 - Philadelphia 18 vs Rochester 17 [16,305]
 1/27/1995 - Baltimore 17 at NY Saints 15 [8,287]
 1/28/1995 - Baltimore 9 vs NY Saints 7 [5,434]
 1/28/1995 - Boston 11 vs Rochester 9 [7,127]
 1/28/1995 - Philadelphia 17 vs Buffalo 10 [16,515]
 2/04/1995 - Boston 16 at Buffalo 13 [15,079]
 2/11/1995 - Baltimore 14 vs Rochester 10 [5,684]
 2/11/1995 - Philadelphia 15 at Boston 10 [7,800]
 2/11/1995 - Buffalo 16 at NY Saints 13 [8,131]
 2/17/1995 - Philadelphia 11 vs NY Saints 8 [16,623]
 2/18/1995 - Boston 11 at Rochester 8 [7,388]
 2/25/1995 - Philadelphia 15 at Baltimore 10 [7,260]
 2/25/1995 - Rochester 13 at Buffalo 8 [16,230]
 3/03/1995 - NY Saints 12 vs Boston 8 [9,296]
 3/04/1995 - Buffalo 23 vs Baltimore 12 [15,767]
 3/04/1995 - NY Saints 12 at Boston 9 [9,428]
 3/05/1995 - Rochester 12 vs Buffalo 11 [7,383]
 3/11/1995 - Philadelphia 15 vs Baltimore 12 [17,380]
 3/25/1995* - Philadelphia 19 at Buffalo 16 [10,557]
 3/26/1995* - Rochester 10 vs Boston 8 [7,024]
 4/08/1995*\$ - Philadelphia 15 vs Rochester 14 [14,284]

HISTORY AND RECORDS

ALL-TIME RESULTS

1996 SEASON

12/30/1995 - Baltimore 15 vs Boston 11 [5,122]
 1/06/1996 - Rochester 17 vs NY Saints 11 [7,328]
 1/12/1996 - Boston 17 at Charlotte 4 [3,695]
 1/12/1996 - Buffalo 15 at Philadelphia 12 [13,024]
 1/13/1996 - Philadelphia 17 at Baltimore 12 [5,989]
 1/13/1996 - Boston 19 vs Charlotte 9 [8,081]
 1/13/1996 - NY Saints 15 vs Rochester 14 [7,437]
 1/20/1996 - Buffalo 18 vs Baltimore 16 [14,122]
 1/20/1996 - Rochester 15 vs Charlotte 10 [7,373]
 1/27/1996 - Baltimore 16 at Charlotte 6 [3,012]
 1/27/1996 - Boston 12 vs Rochester 9 [9,041]
 1/27/1996 - Philadelphia 23 vs NY Saints 8 [14,122]
 2/02/1996 - Philadelphia 17 vs Rochester 14 [13,014]
 2/03/1996 - Buffalo 18 vs Boston 11 [14,047]
 2/03/1996 - Philadelphia 15 at NY Saints 6 [9,381]
 2/10/1996 - Baltimore 14 vs Charlotte 10 [5,602]
 2/10/1996 - Boston 14 vs NY Saints 10 [8,016]
 2/10/1996 - Buffalo 14 at Rochester 9 [7,393]
 2/16/1996 - NY Saints 20 at Charlotte 9 [2,108]
 2/17/1996 - NY Saints 18 vs Baltimore 11 [7,059]
 2/17/1996 - Rochester 18 vs Philadelphia 15 [7,394]
 2/24/1996 - Buffalo 28 vs Charlotte 6 [15,741]
 2/24/1996 - Philadelphia 12 vs Boston 10 [16,818]
 3/02/1996 - Buffalo 25 at Baltimore 17 [4,549]
 3/02/1996 - Philadelphia 14 at Charlotte 8 [2,813]
 3/02/1996 - Boston 12 at NY Saints 11 [7,518]
 3/09/1996 - Buffalo 13 at Boston 12 [8,567]
 3/09/1996 - Philadelphia 26 vs Charlotte 11 [16,244]
 3/09/1996 - Rochester 18 vs Baltimore 17 [7,393]
 3/16/1996 - Rochester 17 at Buffalo 14 [15,267]
 3/22/1996 - Buffalo 16 at NY Saints 13 [8,184]
 3/23/1996 - Philadelphia 14 at Buffalo 12 [15,243]
 3/23/1996 - Rochester 17 at Charlotte 12 [2,174]
 3/23/1996 - Boston 28 vs Baltimore 13 [8,087]
 3/30/1996 - Baltimore 13 vs NY Saints 12 [3,672]
 4/06/1996* - Buffalo 18 vs Rochester 10 [14,435]
 4/06/1996* - Philadelphia 10 vs Boston 8 [12,092]
 4/12/1996*\$ - Buffalo 15 vs Philadelphia 10 [16,230]

1997 SEASON

1/04/1997 - Boston 17 at Baltimore 11 [5,054]
 1/04/1997 - Rochester 19 at Buffalo 17 [18,595]
 1/04/1997 - Philadelphia 17 at NY Saints 14 [6,585]
 1/11/1997 - Philadelphia 12 at Boston 11 [6,110]
 1/11/1997 - NY Saints 14 at Rochester 12 [6,714]
 1/18/1997 - Buffalo 15 vs Boston 13 [16,380]
 1/18/1997 - NY Saints 13 vs Rochester 12 [7,422]
 1/18/1997 - Philadelphia 16 vs Baltimore 11 [12,889]
 1/24/1997 - Rochester 21 vs Boston 11 [6,052]
 1/25/1997 - Rochester 18 at Baltimore 16 [4,803]
 1/25/1997 - Boston 16 vs Buffalo 15 [5,463]
 1/25/1997 - Philadelphia 10 vs NY Saints 9 [12,464]
 2/07/1997 - Buffalo 22 at Baltimore 15 [5,009]
 2/08/1997 - Buffalo 16 vs NY Saints 14 [17,348]
 2/08/1997 - Baltimore 11 at Boston 10 [6,545]
 2/09/1997 - Rochester 17 at Philadelphia 12 [13,583]
 2/14/1997 - Philadelphia 18 vs Boston 11 [12,400]
 2/15/1997 - Buffalo 16 at Rochester 15 [6,751]
 2/21/1997 - NY Saints 18 vs Buffalo 16 [7,113]
 2/22/1997 - Baltimore 11 vs Philadelphia 10 [5,407]
 3/01/1997 - NY Saints 16 at Baltimore 12 [4,818]
 3/01/1997 - Boston 12 vs Rochester 11 [6,125]
 3/07/1997 - NY Saints 15 vs Baltimore 13 [7,276]
 3/15/1997 - Philadelphia 16 at Buffalo 8 [18,595]
 3/22/1997 - Boston 11 vs NY Saints 8 [6,500]
 3/22/1997 - Buffalo 14 at Philadelphia 13 [17,575]
 3/22/1997 - Rochester 22 vs Baltimore 11 [6,516]
 3/29/1997 - Buffalo 19 vs Baltimore 14 [16,747]
 3/29/1997 - NY Saints 13 vs Boston 8 [7,942]
 3/29/1997 - Philadelphia 13 at Rochester 9 [6,819]
 4/05/1997* - Buffalo 19 vs NY Saints 10 [12,155]
 4/05/1997* - Rochester 15 at Philadelphia 13 [9,372]
 4/12/1997*\$ - Rochester 15 at Buffalo 12 [18,055]



HISTORY AND RECORDS

ALL-TIME RESULTS

1998 SEASON

1/03/1998 - Baltimore 23 vs Syracuse 13 [2,953]
 1/03/1998 - Philadelphia 14 at Buffalo 12 [11,402]
 1/03/1998 - Rochester 15 at Ontario 14 [7,536]
 1/09/1998 - Philadelphia 15 at NY Saints 8 [6,032]
 1/10/1998 - Rochester 17 vs Syracuse 12 [6,836]
 1/16/1998 - Rochester 11 at NY Saints 9 [5,096]
 1/16/1998 - Baltimore 12 at Philadelphia 9 [12,289]
 1/17/1998 - Baltimore 11 vs Ontario 10 [3,815]
 1/17/1998 - Buffalo 16 vs NY Saints 12 [11,255]
 1/17/1998 - Syracuse 14 vs Rochester 12 [4,671]
 1/24/1998 - Ontario 13 vs NY Saints 11 [4,078]
 1/24/1998 - Philadelphia 17 at Syracuse 15 [3,755]
 1/30/1998 - Baltimore 20 at Syracuse 11 [4,743]
 1/31/1998 - Philadelphia 15 at Baltimore 9 [5,818]
 1/31/1998 - NY Saints 23 vs Syracuse 10 [7,857]
 1/31/1998 - Rochester 15 vs Buffalo 6 [7,353]
 2/07/1998 - Philadelphia 15 vs Buffalo 9 [15,065]
 2/07/1998 - Rochester 14 vs Ontario 9 [6,265]
 2/13/1998 - NY Saints 11 vs Ontario 10 [5,082]
 2/13/1998 - Philadelphia 14 vs Syracuse 11 [13,213]
 2/14/1998 - Baltimore 20 vs Buffalo 15 [7,268]
 2/20/1998 - Buffalo 16 vs Rochester 15 [14,230]
 2/21/1998 - Ontario 17 vs Buffalo 15 [5,841]
 2/21/1998 - Syracuse 19 vs NY Saints 17 [3,914]
 2/28/1998 - Rochester 15 at Baltimore 14 [6,719]
 2/28/1998 - Buffalo 14 at NY Saints 13 [7,029]
 2/28/1998 - Philadelphia 12 at Ontario 11 [3,446]
 3/07/1998 - Baltimore 12 at Buffalo 10 [11,989]
 3/07/1998 - Ontario 15 vs Syracuse 11 [3,416]
 3/13/1998 - Ontario 17 vs Baltimore 14 [4,545]
 3/14/1998 - Buffalo 14 vs Ontario 12 [11,913]
 3/14/1998 - NY Saints 16 at Rochester 10 [6,927]
 3/21/1998 - NY Saints 15 at Philadelphia 14 [17,077]
 3/27/1998 - Ontario 22 at Syracuse 21 [4,211]
 3/28/1998 - NY Saints 17 vs Baltimore 16 [9,253]
 3/28/1998 - Philadelphia 13 vs Rochester 12 [14,043]
 4/04/1998 - Baltimore 17 vs NY Saints 15 [5,695]
 4/04/1998 - Philadelphia 20 at Rochester 19 [6,480]
 4/04/1998 - Buffalo 20 at Syracuse 16 [4,084]
 4/11/1998 - Buffalo 19 vs Syracuse 10 [12,745]
 4/11/1998 - Ontario 15 at Philadelphia 8 [13,495]
 4/11/1998 - Baltimore 16 at Rochester 13 [6,373]
 4/18/1998* - Philadelphia 17 vs Buffalo 12 [9,795]
 4/19/1998* - Baltimore 15 vs Rochester 14 [3,427]
 4/26/1998*\$ - Philadelphia 16 vs Baltimore 12 [9,860]
 4/28/1998*\$ - Philadelphia 17 at Baltimore 12 [3,137]

1999 SEASON

12/26/1998 - NY Saints 12 at Rochester 11 [9,415]
 1/02/1999 - Baltimore 20 vs Rochester 13 [4,129]
 1/08/1999 - Buffalo 18 at Philadelphia 17 [14,348]
 1/09/1999 - Baltimore 21 vs Toronto 10 [5,738]
 1/09/1999 - Syracuse 19 vs Philadelphia 12 [5,213]
 1/16/1999 - Baltimore 22 at Buffalo 15 [10,216]
 1/22/1999 - Rochester 15 at Philadelphia 12 [15,183]
 1/22/1999 - Toronto 11 vs Buffalo 10 [11,052]
 1/23/1999 - Baltimore 15 at NY Saints 14 [7,437]
 1/23/1999 - Rochester 20 vs Syracuse 13 [9,151]
 1/29/1999 - Buffalo 17 vs Syracuse 16 [8,129]
 1/29/1999 - Toronto 16 vs Rochester 9 [9,691]
 1/30/1999 - Baltimore 18 vs Philadelphia 17 [10,125]
 1/30/1999 - Buffalo 12 at NY Saints 11 [7,826]
 2/05/1999 - Philadelphia 13 at Buffalo 11 [9,205]
 2/05/1999 - Syracuse 15 vs Baltimore 14 [4,984]
 2/06/1999 - Rochester 11 vs Toronto 10 [9,043]
 2/12/1999 - Baltimore 18 vs NY Saints 15 [7,023]
 2/19/1999 - Toronto 9 vs Philadelphia 7 [10,166]
 2/26/1999 - Rochester 17 at Syracuse 15 [5,347]
 2/26/1999 - Toronto 13 vs NY Saints 9 [9,012]
 2/27/1999 - Buffalo 16 at Baltimore 15 [8,203]
 2/27/1999 - Philadelphia 12 vs Toronto 11 [17,057]
 2/28/1999 - NY Saints 13 vs Syracuse 8 [6,337]
 3/06/1999 - NY Saints 13 at Buffalo 12 [8,536]
 3/06/1999 - Philadelphia 15 vs Syracuse 6 [15,678]
 3/13/1999 - Rochester 20 at NY Saints 15 [6,491]
 3/13/1999 - Philadelphia 16 vs Baltimore 13 [16,398]
 3/13/1999 - Toronto 19 at Syracuse 12 [4,237]
 3/20/1999 - Rochester 17 at Buffalo 11 [11,020]
 3/26/1999 - NY Saints 14 vs Philadelphia 13 [6,513]
 3/26/1999 - Toronto 19 vs Syracuse 12 [13,300]
 3/27/1999 - Toronto 13 at Buffalo 12 [10,723]
 3/27/1999 - Baltimore 14 at Rochester 11 [9,419]
 3/27/1999 - NY Saints 15 at Syracuse 14 [4,044]
 4/02/1999 - Toronto 16 vs Baltimore 15 [13,230]
 4/03/1999 - Baltimore 26 vs Syracuse 17 [7,132]
 4/03/1999 - Philadelphia 10 vs NY Saints 9 [17,573]
 4/03/1999 - Rochester 15 vs Buffalo 13 [8,136]
 4/09/1999 - Toronto 10 at NY Saints 9 [5,619]
 4/10/1999 - Rochester 10 vs Philadelphia 9 [9,236]
 4/10/1999 - Syracuse 14 vs Buffalo 11 [3,452]
 4/16/1999* - Toronto 13 vs Philadelphia 2 [12,026]
 4/17/1999* - Rochester 14 at Baltimore 12 [6,325]
 4/23/1999*\$ - Toronto 13 vs Rochester 10 [15,691]

HISTORY AND RECORDS

ALL-TIME RESULTS

2000 SEASON

1/07/2000 - Philadelphia 12 vs Albany 11 [11,201]
 1/08/2000 - Toronto 17 at Buffalo 14 [7,457]
 1/08/2000 - Pittsburgh CrosseFire 23 at NY Saints 12 [6,101]
 1/08/2000 - Rochester 16 at Syracuse 6 [5,213]
 1/14/2000 - Albany 21 vs Pittsburgh CrosseFire 19 [8,044]
 1/15/2000 - NY Saints 14 vs Syracuse 13 [4,210]
 1/15/2000 - Rochester 18 vs Pittsburgh CrosseFire 14 [9,436]
 1/21/2000 - Toronto 9 vs NY Saints 5 [13,426]
 1/22/2000 - Pittsburgh CrosseFire 16 vs Philadelphia 15 [4,521]
 1/28/2000 - Toronto 11 at Pittsburgh CrosseFire 9 [3,217]
 1/29/2000 - Buffalo 22 vs Syracuse 21 [7,311]
 1/29/2000 - NY Saints 17 vs Albany 16 [5,803]
 1/29/2000 - Philadelphia 15 vs Rochester 12 [15,550]
 2/05/2000 - Buffalo 21 vs Albany 17 [6,742]
 2/05/2000 - Philadelphia 15 vs NY Saints 13 [16,750]
 2/05/2000 - Rochester 14 vs Toronto 9 [10,181]
 2/11/2000 - Albany 13 vs Syracuse 12 [6,402]
 2/11/2000 - Philadelphia 17 at NY Saints 11 [5,618]
 2/11/2000 - Toronto 11 vs Rochester 10 [13,646]
 2/12/2000 - Pittsburgh CrosseFire 17 vs Buffalo 14 [5,218]
 2/13/2000 - NY Saints 15 at Syracuse 13 [1,846]
 2/18/2000 - Buffalo 18 vs Rochester 14 [7,393]
 2/25/2000 - Pittsburgh CrosseFire 20 vs NY Saints 15 [5,074]
 2/26/2000 - Pittsburgh CrosseFire 14 at Philadelphia 8 [18,911]
 2/26/2000 - Albany 17 at Rochester 15 [6,843]
 2/26/2000 - Buffalo 18 at Toronto 12 [14,075]
 3/03/2000 - Toronto 15 vs Syracuse 10 [12,012]
 3/10/2000 - Rochester 17 at Pittsburgh CrosseFire 12 [5,325]
 3/11/2000 - Albany 8 vs Toronto 7 [4,355]
 3/11/2000 - Buffalo 19 vs NY Saints 18 [9,817]
 3/17/2000 - Albany 16 vs NY Saints 6 [4,330]
 3/18/2000 - Rochester 16 vs Buffalo 13 [9,269]
 3/18/2000 - Philadelphia 17 at Syracuse 14 [2,421]
 3/25/2000 - Buffalo 21 at NY Saints 16 [7,628]
 3/25/2000 - Toronto 15 at Philadelphia 13 [16,544]
 3/25/2000 - Pittsburgh CrosseFire 21 vs Syracuse 9 [6,140]
 3/31/2000 - Rochester 12 at NY Saints 10 [4,659]
 3/31/2000 - Albany 17 at Syracuse 6 [1,873]
 3/31/2000 - Toronto 14 vs Pittsburgh CrosseFire 10 [15,050]
 4/01/2000 - Buffalo 16 vs Philadelphia 11 [10,396]
 4/01/2000 - Rochester 23 vs Syracuse 10 [8,102]
 4/02/2000 - Philadelphia 13 at Albany 12 [5,933]
 4/08/2000 - Philadelphia 22 vs Buffalo 11 [16,187]
 4/08/2000 - Syracuse 10 vs Pittsburgh CrosseFire 9 [2,617]
 4/08/2000 - Toronto 17 vs Albany 8 [15,078]
 4/15/2000 - Buffalo 15 at Albany 13 [5,428]
 4/15/2000 - Rochester 20 vs Philadelphia 14 [10,627]
 4/15/2000 - Toronto 25 at Syracuse 11 [1,987]
 4/21/2000* - Rochester 15 at Buffalo 11 [7,873]
 4/22/2000* - Toronto 14 vs Philadelphia 10 [10,561]
 5/06/2000*\$ - Toronto 14 vs Rochester 13 [14,211]

2001 SEASON

12/21/2000 - Toronto 17 vs Ottawa 7 [13,333]
 12/29/2000 - Albany 14 vs Ottawa 7 [N/R]
 12/30/2000 - NY Saints 17 at Columbus 12 [8,123]
 12/30/2000 - Philadelphia 17 at Rochester 16 [9,870]
 12/30/2000 - Buffalo 20 at Washington Power 19 [2,778]
 12/31/2000 - Washington Power 13 vs Toronto 12 [1,778]
 1/05/2001 - Albany 11 vs NY Saints 10 [3,864]
 1/05/2001 - Toronto 16 at Ottawa 7 [12,193]
 1/06/2001 - Buffalo 23 vs Columbus 10 [7,328]
 1/07/2001 - Washington Power 18 vs Rochester 16 [2,144]
 1/11/2001 - Toronto 7 vs Albany 4 [12,222]
 1/12/2001 - Rochester 14 at NY Saints 13 [7,642]
 1/12/2001 - Philadelphia 17 vs Ottawa 8 [14,386]
 1/13/2001 - Washington Power 19 at Columbus 11 [6,600]
 1/14/2001 - Washington Power 18 vs Ottawa 14 [N/A]
 1/19/2001 - NY Saints 9 at Ottawa 8 [7,893]
 1/20/2001 - Rochester 12 at Albany 11 [N/A]
 1/20/2001 - Buffalo 26 vs Philadelphia 18 [8,261]
 1/21/2001 - Columbus 9 at Washington Power 7 [N/A]
 1/26/2001 - Columbus 11 vs Ottawa 10 [6,138]
 1/26/2001 - Washington Power 16 at Toronto 13 [16,373]
 1/27/2001 - Toronto 14 at Buffalo 13 [8,452]
 1/27/2001 - Philadelphia 18 vs Albany 9 [N/A]
 1/27/2001 - Rochester 21 vs NY Saints 12 [N/A]
 2/03/2001 - Buffalo 25 vs Ottawa 14 [8,111]
 2/03/2001 - Toronto 14 at NY Saints 9 [7,638]
 2/03/2001 - Philadelphia 14 vs Rochester 12 [N/A]
 2/09/2001 - Albany 13 at Ottawa 10 [N/A]
 2/09/2001 - Toronto 17 vs Philadelphia 11 [15,497]
 2/10/2001 - Washington Power 21 at Buffalo 17 [8,184]
 2/10/2001 - Philadelphia 13 at NY Saints 12 [N/A]
 2/16/2001 - Albany 15 at Columbus 8 [N/A]
 2/16/2001 - Buffalo 21 at Ottawa 12 [7,083]
 2/17/2001 - Rochester 12 vs Toronto 7 [9,361]
 2/18/2001 - Washington Power 18 at Albany 15 [N/A]
 2/24/2001 - NY Saints 13 vs Albany 11 [N/A]
 2/24/2001 - Philadelphia 17 vs Buffalo 12 [16,566]
 2/24/2001 - Rochester 18 vs Columbus 6 [N/A]
 2/25/2001 - Toronto 10 vs NY Saints 9 [17,059]
 3/02/2001 - Rochester 17 at Ottawa 11 [N/A]
 3/03/2001 - NY Saints 18 at Washington Power 16 [N/A]
 3/09/2001 - Albany 11 vs Columbus 8 [N/A]
 3/10/2001 - Buffalo 22 at Columbus 19 [6,923]
 3/10/2001 - NY Saints 15 vs Columbus 9 [N/A]
 3/10/2001 - Toronto 11 at Philadelphia 7 [13,485]
 3/16/2001 - Toronto 8 at Columbus 5 [5,120]
 3/17/2001 - Buffalo 18 vs Albany 13 [7,620]
 3/17/2001 - Philadelphia 14 vs NY Saints 10 [N/A]
 3/17/2001 - Rochester 13 vs Washington Power 11 [N/A]
 3/18/2001 - Washington Power 17 at Ottawa 13 [N/A]
 3/25/2001 - Rochester 10 at Buffalo 9 [8,333]
 3/30/2001 - Buffalo 17 at Albany 14 [4,108]
 3/30/2001 - Ottawa 15 at NY Saints 14 [N/A]
 3/31/2001 - Philadelphia 14 vs Washington Power 13 [N/A]
 3/31/2001 - Rochester 19 vs Buffalo 12 [11,016]
 3/31/2001 - Toronto 11 vs Columbus 8 [19,059]

HISTORY AND RECORDS

ALL-TIME RESULTS

2001 SEASON CONTINUED

4/01/2001 - Washington Power 20 vs Philadelphia 19 [N/A]
 4/05/2001 - Toronto 11 vs Rochester 4 [16,700]
 4/06/2001 - Columbus 11 at Ottawa 8 [N/A]
 4/07/2001 - Philadelphia 17 at Columbus 7 [N/A]
 4/07/2001 - NY Saints 18 vs Buffalo 13 [4,625]
 4/07/2001 - Rochester 14 vs Albany 7 [N/A]
 4/14/2001 - Philadelphia 9 at Albany 4 [N/A]
 4/20/2001* - Philadelphia 12 vs Rochester 11 [N/A]
 4/21/2001* - Toronto 10 vs Washington Power 9 [15,831]
 4/27/2001*\$ - Philadelphia 9 at Toronto 8 [19,409]

2002 SEASON

11/16/2001 - Albany 20 vs NJ Storm 16 [4,608]
 11/17/2001 - Toronto 16 vs Vancouver Ravens 11 [13,049]
 11/18/2001 - Ottawa 13 vs Vancouver Ravens 10 [6,230]
 11/24/2001 - Buffalo 17 vs Washington Power 15 [6,718]
 11/24/2001 - Montreal 32 at Calgary 17 [9,517]
 11/24/2001 - Rochester 22 vs Albany 16 [8,343]
 11/29/2001 - Montreal 23 vs Calgary 16 [7,634]
 11/30/2001 - NY Saints 14 at NJ Storm 9 [7,634]
 12/01/2001 - Albany 20 vs Philadelphia 16 [3,114]
 12/01/2001 - Montreal 18 at Buffalo 17 [6,118]
 12/01/2001 - NJ Storm 13 at Columbus 12 [6,138]
 12/01/2001 - Vancouver Ravens 13 vs Toronto 12 [13,772]
 12/01/2001 - Washington Power 13 vs Rochester 12 [3,512]
 12/02/2001 - Calgary 17 at Ottawa 11 [5,140]
 12/08/2001 - Albany 13 at NJ Storm 5 [4,137]
 12/08/2001 - NY Saints 20 vs Calgary 14 [5,347]
 12/09/2001 - Philadelphia 18 at Vancouver Ravens 14 [8,324]
 12/14/2001 - Calgary 20 vs Columbus 13 [4,328]
 12/14/2001 - Vancouver Ravens 17 at Montreal 13 [6,590]
 12/14/2001 - Toronto 12 vs Ottawa 6 [14,169]
 12/15/2001 - Rochester 15 vs Philadelphia 10 [7,864]
 12/15/2001 - Washington Power 21 vs NJ Storm 9 [4,834]
 12/16/2001 - Buffalo 16 at NY Saints 13 [4,363]
 12/21/2001 - Albany 20 vs NY Saints 8 [3,012]
 12/21/2001 - Calgary 20 vs NJ Storm 11 [6,548]
 12/21/2001 - Rochester 14 at Ottawa 10 [4,654]
 12/23/2001 - Vancouver Ravens 22 vs NJ Storm 10 [9,363]
 12/28/2001 - NY Saints 17 at Columbus 13 [4,235]
 12/28/2001 - Calgary 14 at NJ Storm 13 [5,550]
 12/29/2001 - Rochester 14 vs Calgary 13 [8,487]
 1/04/2002 - Columbus 15 at Ottawa 11 [5,500]
 1/05/2002 - Rochester 22 at Buffalo 11 [8,934]
 1/05/2002 - Washington Power 12 vs Toronto 11 [3,512]
 1/11/2002 - Columbus 13 at Montreal 12 [9,296]
 1/12/2002 - Rochester 17 at Albany 14 [3,758]
 1/12/2002 - Toronto 15 at Calgary 12 [9,428]
 1/12/2002 - NY Saints 21 vs Philadelphia 18 [6,248]
 1/13/2002 - Columbus 19 vs Washington Power 15 [3,029]
 1/18/2002 - Buffalo 13 at Calgary 12 [8,271]
 1/18/2002 - Philadelphia 11 vs NY Saints 10 [14,013]
 1/19/2002 - Albany 18 vs Ottawa 17 [3,027]
 1/19/2002 - Rochester 24 vs Columbus 9 [9,840]
 1/19/2002 - Washington Power 17 at Vancouver Ravens 12 [12,167]
 1/20/2002 - Philadelphia 17 at NJ Storm 15 [4,922]
 1/25/2002 - Columbus 12 vs Vancouver Ravens 11 [4,206]
 1/25/2002 - Montreal 20 vs Ottawa 15 [7,132]
 1/25/2002 - Washington Power 17 at NY Saints 12 [4,786]
 1/25/2002 - Philadelphia 8 vs Buffalo 7 [11,785]

1/26/2002 - Buffalo 17 vs Vancouver Ravens 14 [6,176]
 1/26/2002 - Toronto 14 vs Rochester 9 [18,543]
 1/26/2002 - Washington Power 23 vs NY Saints 15 [2,747]
 1/27/2002 - Albany 12 at Calgary 7 [9,217]
 1/27/2002 - Montreal 13 at Ottawa 9 [6,304]
 2/01/2002 - Montreal 10 vs Buffalo 7 [8,317]
 2/01/2002 - Philadelphia 21 vs Rochester 13 [10,236]
 2/02/2002 - Buffalo 12 vs Columbus 8 [8,826]
 2/02/2002 - Albany 13 at NY Saints 8 [4,533]
 2/02/2002 - Vancouver Ravens 21 vs Ottawa 10 [9,613]
 2/02/2002 - Washington Power 19 vs Calgary 15 [3,011]
 2/03/2002 - Toronto 17 vs Montreal 12 [14,515]
 2/08/2002 - Albany 13 vs Columbus 12 [3,027]
 2/08/2002 - Vancouver Ravens 13 at NJ Storm 8 [4,135]
 2/09/2002 - Albany 11 at Buffalo 9 [7,136]
 2/09/2002 - Ottawa 20 at Calgary 15 [8,854]
 2/09/2002 - Vancouver Ravens 13 at NY Saints 7 [4,473]
 2/09/2002 - Rochester 13 vs Montreal 10 [8,349]
 2/10/2002 - Toronto 17 vs Washington Power 14 [13,802]
 2/15/2002 - NJ Storm 15 vs Washington Power 8 [5,152]
 2/15/2002 - Buffalo 12 at Columbus 10 [3,874]
 2/16/2002 - Toronto 15 at Ottawa 8 [7,826]
 2/16/2002 - NJ Storm 13 at Philadelphia 11 [17,488]
 2/16/2002 - Vancouver Ravens 15 vs NY Saints 8 [7,142]
 2/16/2002 - Albany 17 at Washington Power 9 [2,107]
 2/17/2002 - Rochester 21 at Montreal 16 [8,101]
 2/22/2002 - Buffalo 19 vs Philadelphia 14 [7,526]
 2/23/2002 - Albany 15 vs Buffalo 14 [3,958]
 2/23/2002 - Columbus 15 at Philadelphia 14 [13,726]
 2/23/2002 - Rochester 20 vs NY Saints 9 [8,471]
 2/23/2002 - Toronto 14 vs Calgary 13 [17,138]
 2/23/2002 - Vancouver Ravens 16 vs Montreal 11 [9,084]
 3/02/2002 - Toronto 8 at Buffalo 7 [7,948]
 3/02/2002 - Montreal 12 at Columbus 10 [3,122]
 3/02/2002 - Philadelphia 19 vs Ottawa 17 [14,016]
 3/07/2002 - Washington Power 18 at Ottawa 15 [5,308]
 3/08/2002 - Montreal 15 vs Toronto 9 [9,339]
 3/09/2002 - Albany 20 at Columbus 15 [3,214]
 3/09/2002 - NY Saints 15 vs NJ Storm 9 [6,872]
 3/09/2002 - Rochester 12 vs Buffalo 7 [9,724]
 3/09/2002 - Washington Power 19 vs Philadelphia 12 [3,586]
 3/15/2002 - Albany 14 at Montreal 13 [7,346]
 3/15/2002 - Toronto 21 vs NY Saints 7 [16,796]
 3/16/2002 - Ottawa 12 at NJ Storm 10 [6,535]
 3/16/2002 - Philadelphia 12 vs Washington Power 11 [13,717]
 3/16/2002 - Rochester 16 vs Toronto 14 [10,481]
 3/16/2002 - Vancouver Ravens 17 vs Calgary 10 [12,224]
 3/22/2002 - Rochester 14 at Columbus 13 [5,211]
 3/22/2002 - Toronto 17 vs Philadelphia 9 [17,501]
 3/23/2002 - Vancouver Ravens 17 at Calgary 7 [14,086]
 3/23/2002 - NJ Storm 10 vs Columbus 9 [7,349]
 3/23/2002 - Ottawa 17 at NY Saints 16 [5,452]
 3/23/2002 - Philadelphia 12 vs Toronto 11 [14,361]
 3/23/2002 - Buffalo 23 at Washington Power 22 [3,210]
 3/24/2002 - Albany 14 vs Montreal 6 [3,562]
 3/24/2002 - NJ Storm 12 at Ottawa 11 [6,536]
 3/30/2002* - Washington Power 12 at Philadelphia 11 [10,041]
 3/30/2002* - Rochester 11 vs Vancouver Ravens 10 [8,266]
 4/05/2002* - Toronto 12 vs Washington Power 11 [14,442]
 4/06/2002* - Albany 14 vs Rochester 10 [5,074]
 4/13/2002*\$ - Toronto 13 at Albany 12 [9,289]

HISTORY AND RECORDS

ALL-TIME RESULTS

2003 SEASON

12/27/2002 - Toronto 13 at Albany 9 [5,179]
 12/27/2002 - Columbus 15 vs NY Saints 10 [3,022]
 12/28/2002 - Calgary 14 at Ottawa 9 [3,642]
 12/28/2002 - NJ Storm 13 at Rochester 11 [9,283]
 1/02/2003 - Albany 10 at NY Saints 8 [4,683]
 1/04/2003 - Colorado 13 vs Toronto 12 [16,125]
 1/03/2003 - Columbus 14 vs Ottawa 13 [2,103]
 1/03/2003 - Vancouver Ravens 14 vs Philadelphia 10 [10,277]
 1/04/2003 - Buffalo 11 vs Albany 10 [5,713]
 1/04/2003 - Ottawa 16 at NY Saints 12 [4,274]
 1/05/2003 - Columbus 10 at NJ Storm 9 [4,232]
 1/10/2003 - NJ Storm 19 vs NY Saints 9 [3,129]
 1/11/2003 - Buffalo 15 vs Columbus 6 [5,633]
 1/11/2003 - Ottawa 13 vs Colorado 11 [3,586]
 1/11/2003 - Albany 12 at Toronto 9 [17,059]
 1/12/2003 - Calgary 14 vs NJ Storm 9 [10,149]
 1/12/2003 - Rochester 18 at Vancouver Ravens 11 [8,156]
 1/17/2003 - Columbus 14 at Albany 13 [4,460]
 1/17/2003 - Toronto 13 at Calgary 10 [11,333]
 1/18/2003 - Colorado 13 vs Philadelphia 9 [16,606]
 1/18/2003 - Vancouver Ravens 15 at Rochester 14 [8,421]
 1/19/2003 - Buffalo 10 at NJ Storm 4 [3,011]
 1/23/2003 - Toronto 15 at Ottawa 6 [2,794]
 1/24/2003 - Columbus 14 vs Calgary 9 [3,124]
 1/24/2003 - Toronto 17 vs Buffalo 13 [15,221]
 1/25/2003 - Buffalo 23 vs Calgary 17 [5,590]
 1/25/2003 - Rochester 18 at NY Saints 17 [4,872]
 1/25/2003 - Philadelphia 13 vs Colorado 11 [13,848]
 1/31/2003 - Calgary 13 vs Vancouver Ravens 12 [11,659]
 1/31/2003 - Colorado 19 vs NY Saints 13 [18,207]
 2/01/2003 - Buffalo 19 at Columbus 16 [3,615]
 2/01/2003 - Ottawa 12 vs NJ Storm 8 [2,713]
 2/01/2003 - Toronto 13 at Philadelphia 9 [13,585]
 2/01/2003 - Rochester 12 vs Albany 9 [8,469]
 2/02/2003 - Rochester 14 at Albany 13 [3,101]
 2/02/2003 - Calgary 14 at Vancouver Ravens 11 [8,322]
 2/06/2003 - Philadelphia 16 at NJ Storm 15 [7,037]
 2/06/2003 - NY Saints 20 vs Colorado 12 [3,472]
 2/07/2003 - Calgary 11 vs Columbus 7 [10,149]
 2/07/2003 - Toronto 13 vs Ottawa 10 [16,059]
 2/08/2003 - Buffalo 14 vs Toronto 8 [8,414]
 2/08/2003 - Colorado 16 vs NJ Storm 14 [14,735]
 2/08/2003 - Rochester 12 at Philadelphia 9 [13,707]
 2/14/2003 - Calgary 14 at Colorado 13 [15,175]
 2/14/2003 - Columbus 12 vs NJ Storm 9 [2,954]
 2/14/2003 - Toronto 12 at Vancouver Ravens 10 [7,594]
 2/15/2003 - Buffalo 16 at Albany 11 [3,074]
 2/15/2003 - Ottawa 11 vs Philadelphia 9 [4,816]
 2/15/2003 - Rochester 12 vs Columbus 5 [9,128]
 2/16/2003 - Buffalo 16 vs NY Saints 10 [6,631]
 2/21/2003 - Albany 19 vs Colorado 15 [3,210]
 2/22/2003 - Philadelphia 16 vs NJ Storm 14 [13,344]
 2/22/2003 - Toronto 11 vs Rochester 10 [18,209]
 2/28/2003 - Albany 11 at NJ Storm 8 [7,115]
 2/28/2003 - Rochester 13 vs Ottawa 7 [8,531]
 2/28/2003 - Toronto 15 vs Calgary 6 [16,169]
 2/28/2003 - Vancouver Ravens 18 vs NY Saints 16 [7,174]

3/01/2003 - Colorado 18 vs Vancouver Ravens 12 [16,032]
 3/01/2003 - Philadelphia 13 vs Columbus 12 [14,035]
 3/02/2003 - Calgary 12 vs NY Saints 8 [11,596]
 3/06/2003 - Philadelphia 18 at NY Saints 17 [2,419]
 3/07/2003 - Buffalo 12 vs Rochester 10 [8,124]
 3/07/2003 - Albany 11 at Columbus 7 [3,298]
 3/07/2003 - Toronto 11 vs Vancouver Ravens 7 [15,723]
 3/08/2003 - Vancouver Ravens 13 at Ottawa 10 [6,267]
 3/08/2003 - Philadelphia 15 vs NY Saints 14 [12,863]
 3/14/2003 - Rochester 13 vs Toronto 10 [9,112]
 3/15/2003 - Albany 13 vs NY Saints 8 [3,286]
 3/15/2003 - NJ Storm 16 vs Ottawa 15 [6,302]
 3/15/2003 - Philadelphia 15 vs Buffalo 12 [15,097]
 3/16/2003 - Vancouver Ravens 14 vs Colorado 9 [7,520]
 3/21/2003 - Buffalo 12 vs Ottawa 9 [7,943]
 3/21/2003 - Rochester 16 at Colorado 12 [16,820]
 3/21/2003 - Toronto 12 vs Philadelphia 9 [17,539]
 3/21/2003 - Vancouver Ravens 16 vs Albany 15 [8,423]
 3/22/2003 - Buffalo 11 at Ottawa 9 [4,512]
 3/22/2003 - Philadelphia 19 vs Calgary 13 [15,689]
 3/23/2003 - Rochester 11 at Columbus 10 [2,659]
 3/23/2003 - Colorado 18 at NJ Storm 17 [6,287]
 3/23/2003 - NY Saints 10 vs Calgary 9 [5,388]
 3/28/2003 - Colorado 19 vs Albany 16 [18,207]
 3/28/2003 - Vancouver Ravens 10 vs Ottawa 7 [9,233]
 3/29/2003 - Rochester 18 vs Buffalo 9 [10,379]
 3/30/2003 - Calgary 26 vs Ottawa 16 [10,603]
 4/04/2003 - Albany 14 vs Philadelphia 13 [2,827]
 4/04/2003 - Columbus 18 at NY Saints 13 [3,124]
 4/05/2003 - Buffalo 19 vs NJ Storm 12 [7,967]
 4/05/2003 - Colorado 14 at Calgary 11 [13,139]
 4/06/2003 - Vancouver Ravens 19 at Columbus 7 [4,328]
 4/11/2003 - Calgary 16 vs Buffalo 14 [13,869]
 4/12/2003 - Albany 12 vs Vancouver Ravens 8 [4,376]
 4/12/2003 - NY Saints 13 vs NJ Storm 11 [5,847]
 4/12/2003 - Columbus 17 at Ottawa 11 [5,289]
 4/12/2003 - Rochester 12 vs Philadelphia 10 [8,551]
 4/13/2003 - Vancouver Ravens 18 at NJ Storm 9 [6,761]
 4/13/2003 - Colorado 13 at Toronto 10 [17,888]
 4/19/2003* - Buffalo 16 vs Calgary 9 [6,761]
 4/19/2003* - Colorado 15 vs Vancouver Ravens 12 [17,129]
 4/26/2003* - Rochester 16 vs Buffalo 13 [8,834]
 4/26/2003* - Toronto 15 vs Colorado 11 [16,733]
 5/03/2003*\$ - Toronto 8 at Rochester 6 [11,051]

HISTORY AND RECORDS

ALL-TIME RESULTS

2004 SEASON

12/26/2003 - Arizona 16 vs Vancouver Ravens 12 [12,789]
 12/27/2003 - Philadelphia 13 at Rochester 7 [7,984]
 1/02/2004 - Colorado 17 vs San Jose 8 [17,778]
 1/03/2004 - Buffalo 12 vs Rochester 11 [8,595]
 1/09/2004 - Colorado 12 at Arizona 11 [5,277]
 1/09/2004 - Calgary 10 at Vancouver Ravens 8 [8,154]
 1/10/2004 - Arizona 19 at Anaheim 18 [6,476]
 1/10/2004 - Philadelphia 16 at Buffalo 13 [7,403]
 1/10/2004 - Rochester 13 vs Toronto 8 [8,214]
 1/10/2004 - San Jose 13 vs Colorado 12 [8,137]
 1/16/2004 - Toronto 18 vs Calgary 12 [16,124]
 1/16/2004 - Vancouver Ravens 16 vs Buffalo 15 [6,324]
 1/17/2004 - Rochester 17 at Philadelphia 11 [14,217]
 1/18/2004 - Buffalo 16 at Anaheim 12 [4,102]
 1/18/2004 - Colorado 13 at Vancouver Ravens 12 [6,554]
 1/23/2004 - San Jose 12 vs Philadelphia 10 [6,052]
 1/23/2004 - Toronto 17 vs Vancouver Ravens 12 [15,400]
 1/25/2004 - San Jose 8 at Anaheim 7 [4,378]
 1/25/2004 - Vancouver Ravens 14 at Calgary 10 [9,265]
 1/25/2004 - Colorado 14 vs Arizona 13 [14,857]
 1/30/2004 - Arizona 16 vs San Jose 13 [6,043]
 1/30/2004 - Calgary 14 at Colorado 13 [18,305]
 1/31/2004 - Calgary 15 vs Arizona 6 [8,101]
 1/31/2004 - Buffalo 18 at Philadelphia 10 [13,641]
 1/31/2004 - Rochester 11 vs Toronto 10 [8,786]
 2/06/2004 - Buffalo 10 vs Rochester 9 [9,005]
 2/07/2004 - Colorado 11 vs Vancouver Ravens 10 [18,290]
 2/07/2004 - Philadelphia 10 at Toronto 8 [17,550]
 2/08/2004 - San Jose 13 at Vancouver Ravens 11 [7,454]
 2/09/2004 - Calgary 14 at Anaheim 13 [4,426]
 2/13/2004 - Buffalo 13 at Toronto 9 [15,107]
 2/14/2004 - Buffalo 13 vs Anaheim 11 [8,767]
 2/14/2004 - Colorado 13 at Calgary 12 [10,129]
 2/14/2004 - Philadelphia 16 vs Arizona 12 [12,557]
 2/14/2004 - Rochester 10 vs San Jose 9 [7,469]
 2/20/2004 - San Jose 19 at Calgary 12 [9,488]
 2/20/2004 - Toronto 15 at Vancouver Ravens 6 [8,824]
 2/21/2004 - Arizona 12 vs Anaheim 9 [3,500]
 2/21/2004 - Buffalo 12 at Philadelphia 8 [13,686]
 2/27/2004 - Colorado 13 at Anaheim 8 [4,249]
 2/27/2004 - Calgary 14 vs Vancouver Ravens 7 [10,038]
 2/27/2004 - Toronto 18 vs Philadelphia 15 [15,820]
 2/28/2004 - Colorado 15 vs Anaheim 10 [18,029]
 2/28/2004 - Toronto 11 at Philadelphia 10 [13,606]
 2/28/2004 - Rochester 13 vs Buffalo 12 [9,815]
 2/28/2004 - San Jose 13 vs Arizona 12 [4,567]
 2/29/2004 - Calgary 14 at Arizona 4 [3,200]
 3/05/2004 - Anaheim 13 vs Rochester 10 [3,821]
 3/05/2004 - Toronto 13 at Buffalo 11 [9,299]
 3/06/2004 - Arizona 14 vs Rochester 4 [3,916]
 3/06/2004 - Colorado 13 vs Philadelphia 12 [17,385]
 3/12/2004 - Toronto 13 vs Rochester 9 [17,625]
 3/12/2004 - Vancouver Ravens 16 vs Anaheim 6 [6,772]
 3/13/2004 - Vancouver Ravens 13 at Anaheim 12 [4,910]
 3/13/2004 - Buffalo 13 vs Arizona 11 [9,230]
 3/13/2004 - Toronto 12 at Philadelphia 10 [14,184]
 3/13/2004 - Colorado 18 at Rochester 12 [8,527]
 3/13/2004 - Calgary 17 at San Jose 14 [5,245]
 3/19/2004 - Arizona 14 vs Colorado 13 [5,521]

3/20/2004 - Philadelphia 14 vs Anaheim 9 [13,153]
 3/20/2004 - Rochester 13 vs Buffalo 12 [9,783]
 3/20/2004 - San Jose 15 vs Vancouver Ravens 11 [4,078]
 3/21/2004 - Colorado 11 at Calgary 8 [11,536]
 3/26/2004 - Colorado 18 vs San Jose 6 [18,274]
 3/26/2004 - Toronto 14 vs Buffalo 11 [18,809]
 3/27/2004 - Toronto 15 at Buffalo 9 [10,599]
 3/27/2004 - Philadelphia 12 vs Rochester 8 [14,079]
 3/27/2004 - San Jose 16 vs Anaheim 13 [4,782]
 3/28/2004 - Calgary 19 at Vancouver Ravens 12 [6,472]
 4/02/2004 - San Jose 12 at Anaheim 9 [5,635]
 4/02/2004 - Calgary 11 vs Toronto 10 [12,454]
 4/03/2004 - Arizona 17 vs Vancouver Ravens 10 [5,901]
 4/03/2004 - Colorado 17 vs Anaheim 10 [18,024]
 4/03/2004 - Rochester 12 vs Philadelphia 8 [9,715]
 4/03/2004 - San Jose 14 vs Calgary 13 [4,864]
 4/04/2004 - Philadelphia 17 at Buffalo 15 [8,537]
 4/04/2004 - Vancouver Ravens 13 vs Arizona 10 [6,438]
 4/09/2004 - Calgary 19 vs Anaheim 11 [8,939]
 4/09/2004 - Rochester 13 at Toronto 11 [18,821]
 4/10/2004 - San Jose 19 vs Arizona 13 [4,931]
 4/17/2004* - Buffalo 13 at Rochester 9 [7,029]
 4/18/2004* - Calgary 15 at San Jose 14 [4,874]
 4/24/2004* - Calgary 13 at Colorado 11 [N/R]
 4/25/2004* - Buffalo 19 at Toronto 10 [14,618]
 5/07/2004*\$ - Calgary 14 vs Buffalo 11 [19,289]



HISTORY AND RECORDS

ALL-TIME RESULTS

2005 SEASON

1/01/2005 - Colorado 12 vs Calgary 7 [16,397]
 1/01/2005 - Minnesota 12 at Rochester 11 [8,532]
 1/07/2005 - Philadelphia 10 at Arizona 9 (OT) [5,903]
 1/07/2005 - Toronto 15 at Buffalo 13 [11,067]
 1/07/2005 - San Jose 12 at Calgary 10 [10,042]
 1/08/2005 - Anaheim 13 vs Philadelphia 10 [5,732]
 1/08/2005 - Arizona 16 at Colorado 15 [17,289]
 1/08/2005 - Calgary 14 at San Jose 10 [7,028]
 1/15/2005 - Arizona 9 at Rochester 8 (OT) [7,508]
 1/15/2005 - Toronto 19 vs Minnesota 15 [17,229]
 1/21/2005 - San Jose 14 at Arizona 13 [6,216]
 1/21/2005 - Buffalo 15 at Minnesota 10 [13,198]
 1/22/2005 - Rochester 15 at Anaheim 11 [4,053]
 1/22/2005 - Calgary 15 vs Arizona 14 [9,886]
 1/22/2005 - Colorado 11 vs Buffalo 8 [18,137]
 1/22/2005 - Minnesota 9 at San Jose 8 [5,059]
 1/28/2005 - Anaheim 8 at Minnesota 7 [12,514]
 1/28/2005 - Buffalo 15 at Philadelphia 10 [8,849]
 1/28/2005 - Rochester 15 at Toronto 6 [16,087]
 1/29/2005 - Calgary 13 at Anaheim 12 [4,159]
 1/29/2005 - Buffalo 20 vs Philadelphia 16 [10,945]
 1/29/2005 - Rochester 12 vs Toronto 11 (OT) [8,867]
 1/29/2005 - San Jose 12 vs Colorado 10 [5,107]
 2/04/2005 - Arizona 17 vs Anaheim 10 [6,313]
 2/04/2005 - Calgary 18 vs Colorado 16 [10,031]
 2/05/2005 - Philadelphia 14 vs San Jose 13 [10,025]
 2/11/2005 - Buffalo 20 vs Anaheim 9 [8,805]
 2/11/2005 - Toronto 15 at Minnesota 9 [9,109]
 2/12/2005 - Rochester 16 vs Philadelphia 15 [8,061]
 2/12/2005 - Toronto 16 vs Calgary 10 [17,240]
 2/13/2005 - Colorado 13 vs Arizona 12 (OT) [16,238]
 2/18/2005 - Arizona 17 vs Minnesota 16 (OT) [6,448]
 2/18/2005 - Calgary 18 vs Anaheim 15 [9,550]
 2/18/2005 - Rochester 14 at Philadelphia 13 (OT) [12,311]
 2/18/2005 - Colorado 14 at San Jose 6 [5,512]
 2/19/2005 - Buffalo 11 at Rochester 7 [9,961]
 2/20/2005 - Philadelphia 18 at Minnesota 17 [8,106]
 2/24/2005 - Colorado 14 vs San Jose 8 [16,249]
 2/25/2005 - Philadelphia 14 at Buffalo 8 [8,912]
 2/25/2005 - Toronto 15 vs Rochester 9 [16,372]
 3/04/2005 - Colorado 13 at Anaheim 12 [4,500]
 3/04/2005 - Buffalo 14 at Toronto 12 [17,756]
 3/05/2005 - Philadelphia 15 vs Minnesota 8 [10,846]
 3/11/2005 - Arizona 13 vs San Jose 12 (OT) [6,614]
 3/11/2005 - Buffalo 23 at Minnesota 16 [8,254]
 3/12/2005 - Rochester 13 at Philadelphia 12 [12,731]
 3/12/2005 - Arizona 12 at San Jose 10 [5,069]
 3/13/2005 - Toronto 14 at Anaheim 6 [4,499]
 3/13/2005 - Calgary 13 at Colorado 10 [17,380]
 3/18/2005 - Buffalo 13 vs Minnesota 11 [9,116]
 3/18/2005 - Calgary 15 vs San Jose 11 [10,517]
 3/18/2005 - Philadelphia 15 vs Colorado 12 [11,742]
 3/18/2005 - Toronto 18 vs Arizona 10 [18,173]
 3/19/2005 - Colorado 16 vs Anaheim 8 [16,270]
 3/19/2005 - Rochester 12 vs Buffalo 11 (OT) [10,102]
 3/19/2005 - Calgary 11 at San Jose 10 [5,564]

3/25/2005 - Arizona 18 vs Calgary 16 [6,584]
 3/25/2005 - Minnesota 12 vs Rochester 11 [7,764]
 3/25/2005 - San Jose 15 vs Anaheim 14 [5,022]
 3/26/2005 - Anaheim 13 vs San Jose 12 (OT) [4,834]
 3/26/2005 - Toronto 12 at Buffalo 8 [11,309]
 3/26/2005 - Rochester 20 vs Minnesota 11 [8,557]
 4/01/2005 - Buffalo 11 vs Rochester 9 [10,014]
 4/01/2005 - Colorado 15 at Minnesota 9 [10,054]
 4/01/2005 - Toronto 16 vs Calgary 10 [17,141]
 4/02/2005 - Anaheim 10 at Colorado 6 [18,326]
 4/02/2005 - Toronto 17 at Philadelphia 15 [12,584]
 4/03/2005 - Calgary 17 vs Arizona 10 [10,140]
 4/08/2005 - Rochester 8 at San Jose 7 [5,120]
 4/09/2005 - Minnesota 12 at Anaheim 11 (OT) [4,967]
 4/09/2005 - Arizona 15 vs Colorado 12 [6,735]
 4/09/2005 - Buffalo 14 at Calgary 9 [10,183]
 4/09/2005 - Toronto 15 at Philadelphia 11 [14,480]
 4/10/2005 - Toronto 14 vs Philadelphia 13 [16,989]
 4/15/2005 - Arizona 14 at Anaheim 12 [5,891]
 4/15/2005 - Minnesota 14 vs Philadelphia 12 [13,524]
 4/15/2005 - Rochester 13 vs Colorado 12 [9,342]
 4/16/2005 - Anaheim 11 at Arizona 10 [7,731]
 4/16/2005 - Buffalo 13 vs San Jose 10 [12,138]
 4/17/2005 - Calgary 20 vs Toronto 12 [11,311]
 4/22/2005* - Arizona 16 vs Colorado 13 [5,549]
 4/23/2005* - Rochester 19 at Buffalo 14 [10,014]
 4/29/2005* - Toronto 12 vs Rochester 10 [17,289]
 4/30/2005* - Arizona 19 at Calgary 15 [11,468]
 5/14/2005*\$ - Toronto 19 vs Arizona 13 [19,432]

HISTORY AND RECORDS

ALL-TIME RESULTS

2006 SEASON

12/30/2005 - Philadelphia 13 at Colorado 11 [15,726]
 1/06/2006 - San Jose 10 at Edmonton 9 (OT) [11,385]
 1/06/2006 - Philadelphia 15 at Minnesota 11 [8,024]
 1/07/2006 - Colorado 12 vs Rochester 11 [16,850]
 1/07/2006 - Arizona 14 at Toronto 13 (OT) [17,527]
 1/13/2006 - Arizona 12 vs Portland 7 [6,127]
 1/13/2006 - Calgary 11 vs Edmonton 9 [13,335]
 1/13/2006 - Colorado 9 vs San Jose 7 [15,632]
 1/13/2006 - Buffalo 13 at Toronto 11 [15,104]
 1/14/2006 - Minnesota 13 at Philadelphia 10 [11,874]
 1/14/2006 - Rochester 14 vs Toronto 9 [10,156]
 1/14/2006 - San Jose 10 vs Colorado 7 [6,277]
 1/20/2006 - Minnesota 12 at Calgary 8 [10,637]
 1/21/2006 - Buffalo 13 vs Toronto 10 [13,072]
 1/21/2006 - Calgary 12 at Edmonton 9 [11,676]
 1/21/2006 - Rochester 12 at Minnesota 6 [7,124]
 1/21/2006 - Portland 12 vs Colorado 11 [9,916]
 1/21/2006 - Philadelphia 10 at San Jose 7 [5,217]
 1/27/2006 - Arizona 11 vs Calgary 10 (OT) [6,326]
 1/27/2006 - Portland 15 at San Jose 8 [5,457]
 1/27/2006 - Toronto 14 vs Edmonton 8 [15,104]
 1/28/2006 - Calgary 12 at Portland 8 [9,633]
 1/28/2006 - Rochester 11 vs Buffalo 10 (OT) [11,121]
 1/29/2006 - Rochester 10 at Minnesota 9 [7,544]
 2/03/2006 - Colorado 18 at Arizona 17 (OT) [6,373]
 2/03/2006 - Minnesota 7 at Edmonton 6 [8,745]
 2/05/2006 - Toronto 14 at Calgary 10 [9,911]
 2/10/2006 - Buffalo 16 vs Portland 6 [10,395]
 2/10/2006 - Minnesota 11 vs Philadelphia 10 [7,524]
 2/10/2006 - Toronto 11 vs Rochester 10 (OT) [16,235]
 2/11/2006 - Colorado 8 vs San Jose 7 [18,027]
 2/11/2006 - Toronto 13 at Edmonton 11 [11,019]
 2/11/2006 - Philadelphia 10 vs Buffalo 9 [11,207]
 2/11/2006 - Rochester 16 vs Arizona 14 [9,386]
 2/17/2006 - Edmonton 12 at Calgary 11 [12,025]
 2/18/2006 - Calgary 13 at Arizona 7 [6,535]
 2/18/2006 - Buffalo 14 vs Minnesota 9 [12,458]
 2/18/2006 - Portland 15 at Philadelphia 12 [12,796]
 2/18/2006 - San Jose 13 at Rochester 12 [9,731]
 2/24/2006 - Toronto 12 vs Philadelphia 11 (OT) [16,164]
 3/03/2006 - Colorado 15 vs Edmonton 10 [16,732]
 3/03/2006 - Toronto 13 vs Minnesota 8 [15,830]
 3/04/2006 - Minnesota 11 at Buffalo 8 [10,961]
 3/04/2006 - Arizona 15 at Edmonton 11 [9,684]
 3/04/2006 - Philadelphia 14 vs Toronto 12 [12,165]
 3/04/2006 - Rochester 18 at Portland 16 [6,183]
 3/10/2006 - Arizona 13 vs Edmonton 9 [6,705]
 3/10/2006 - Rochester 17 vs Philadelphia 8 [9,052]
 3/11/2006 - Toronto 10 at Buffalo 8 [14,064]
 3/11/2006 - Calgary 15 vs Colorado 14 (OT) [12,028]
 3/11/2006 - Philadelphia 16 vs Rochester 12 [10,959]
 3/11/2006 - Portland 12 vs Arizona 10 [7,803]
 3/11/2006 - San Jose 12 vs Edmonton 11 [6,141]
 3/12/2006 - Portland 12 at Colorado 11 [15,247]
 3/17/2006 - Calgary 16 at Edmonton 9 [11,289]
 3/17/2006 - Minnesota 14 at Portland 12 [5,487]
 3/18/2006 - Colorado 15 at Arizona 11 [6,420]
 3/18/2006 - Buffalo 14 at Rochester 13 (OT) [10,209]
 3/18/2006 - San Jose 14 vs Calgary 13 (OT) [5,338]

3/24/2006 - Buffalo 13 at Minnesota 11 [9,533]
 3/25/2006 - Buffalo 18 vs Rochester 13 [13,722]
 3/25/2006 - Colorado 13 at Edmonton 7 [9,527]
 3/25/2006 - Arizona 13 at Philadelphia 12 [11,693]
 3/25/2006 - Portland 11 vs San Jose 10 [7,938]
 3/25/2006 - Calgary 11 at Toronto 9 [17,942]
 3/31/2006 - Portland 15 at Edmonton 11 [9,613]
 3/31/2006 - Buffalo 11 at San Jose 9 [5,143]
 4/01/2006 - Buffalo 13 at Arizona 10 [6,759]
 4/01/2006 - Calgary 12 vs San Jose 10 [12,224]
 4/01/2006 - Minnesota 10 vs Toronto 9 [10,084]
 4/01/2006 - Philadelphia 8 vs Rochester 7 [12,001]
 4/02/2006 - Colorado 16 vs Arizona 11 [16,435]
 4/02/2006 - Portland 14 vs Edmonton 10 [5,687]
 4/07/2006 - Portland 9 at San Jose 6 [5,107]
 4/08/2006 - Buffalo 14 vs Colorado 12 [11,895]
 4/08/2006 - Calgary 14 vs Arizona 12 [12,173]
 4/08/2006 - Rochester 10 vs Minnesota 9 [10,352]
 4/08/2006 - Toronto 15 vs Philadelphia 14 (OT) [18,400]
 4/09/2006 - Minnesota 9 vs San Jose 8 (OT) [7,044]
 4/14/2006 - Arizona 16 vs San Jose 13 [6,575]
 4/14/2006 - Buffalo 8 vs Philadelphia 7 [10,379]
 4/14/2006 - Colorado 11 vs Calgary 8 [17,698]
 4/14/2006 - Portland 11 vs Edmonton 7 [11,408]
 4/15/2006 - Colorado 17 at Calgary 7 [11,884]
 4/15/2006 - Portland 13 at Minnesota 8 [10,104]
 4/15/2006 - Philadelphia 14 vs Buffalo 11 [12,796]
 4/15/2006 - Rochester 10 vs Toronto 7 [9,899]
 4/15/2006 - Arizona 12 at San Jose 7 [6,188]
 4/22/2006* - Colorado 18 vs Calgary 17 (OT) [13,426]
 4/22/2006* - Arizona 14 at Portland 11 [10,843]
 4/22/2006* - Rochester 16 vs Toronto 8 [7,295]
 4/23/2006* - Buffalo 11 vs Minnesota 10 [8,110]
 4/29/2006* - Buffalo 15 vs Rochester 10 [10,897]
 4/29/2006* - Colorado 13 vs Arizona 12 [12,537]
 5/13/2006*\$ - Colorado 16 at Buffalo 9 [16,104]



HISTORY AND RECORDS

ALL-TIME RESULTS

2007 SEASON

12/30/2006 - Colorado 20 vs Rochester 15 [15,670]
 12/30/2006 - Portland 11 vs Buffalo 10 (OT) [8,437]
 1/05/2007 - Colorado 10 at Arizona 6 [7,179]
 1/05/2007 - Rochester 14 at San Jose 11 [4,417]
 1/06/2007 - Chicago 15 vs NY Titans 12 [8,456]
 1/06/2007 - Edmonton 13 vs Philadelphia 12 [9,417]
 1/12/2007 - Buffalo 16 vs NY Titans 14 [18,690]
 1/12/2007 - San Jose 17 at Calgary 16 (OT) [12,370]
 1/13/2007 - Colorado 11 vs Buffalo 10 (OT) [16,523]
 1/13/2007 - Calgary 13 at Edmonton 12 [10,702]
 1/13/2007 - Chicago 11 at Minnesota 10 [10,544]
 1/13/2007 - Portland 14 at Philadelphia 12 [8,268]
 1/13/2007 - Rochester 10 vs Toronto 6 [10,321]
 1/13/2007 - Arizona 14 at San Jose 11 [3,678]
 1/19/2007 - Arizona 11 vs Portland 4 [5,729]
 1/19/2007 - Colorado 16 at Edmonton 9 [11,065]
 1/19/2007 - Minnesota 11 vs Rochester 10 [8,174]
 1/20/2007 - Buffalo 22 vs Minnesota 13 [12,883]
 1/20/2007 - Calgary 17 vs Colorado 13 [11,582]
 1/20/2007 - NY Titans 11 vs Chicago 9 [13,127]
 1/20/2007 - Philadelphia 9 vs San Jose 8 [9,737]
 1/20/2007 - Arizona 12 at Portland 9 [9,238]
 1/20/2007 - Rochester 19 at Toronto 15 [16,882]
 1/25/2007 - Colorado 15 vs Portland 11 [14,388]
 1/26/2007 - Philadelphia 16 at NY Titans 11 [5,338]
 1/26/2007 - Chicago 11 at San Jose 10 [7,941]
 1/27/2007 - Calgary 15 vs Minnesota 14 [11,462]
 1/27/2007 - Philadelphia 10 vs Toronto 9 [11,292]
 1/27/2007 - Rochester 22 vs NY Titans 18 [9,611]
 2/02/2007 - Arizona 16 vs NY Titans 15 [5,559]
 2/02/2007 - Toronto 14 at Buffalo 10 [13,659]
 2/02/2007 - Minnesota 11 at Portland 8 [6,281]
 2/03/2007 - Colorado 16 vs Edmonton 7 [17,804]
 2/03/2007 - Rochester 13 vs Chicago 8 [8,618]
 2/03/2007 - Calgary 15 at San Jose 11 [6,258]
 2/03/2007 - Toronto 13 vs Buffalo 8 [15,471]
 2/10/2007 - Philadelphia 10 at Calgary 7 [14,175]
 2/10/2007 - Edmonton 11 vs Arizona 9 [10,435]
 2/11/2007 - Buffalo 12 at Chicago 11 [5,010]
 2/15/2007 - Colorado 10 at Portland 8 [7,192]
 2/17/2007 - Minnesota 15 at NY Titans 14 [7,026]
 2/17/2007 - Buffalo 12 at Philadelphia 8 [12,688]
 2/17/2007 - Rochester 18 vs Portland 12 [9,774]
 2/18/2007 - Arizona 12 vs Edmonton 11 (OT) [7,063]
 2/18/2007 - Colorado 15 vs Calgary 12 [17,911]
 2/18/2007 - Minnesota 17 vs NY Titans 14 [9,056]
 2/18/2007 - Toronto 11 vs Chicago 10 [15,200]
 2/23/2007 - Toronto 12 at Calgary 9 [13,672]
 2/23/2007 - Edmonton 9 vs Portland 8 (OT) [9,177]
 2/24/2007 - Buffalo 13 vs Philadelphia 12 [14,882]
 2/24/2007 - Minnesota 19 at Chicago 11 [6,101]
 2/24/2007 - Colorado 13 vs Portland 7 [18,024]
 2/24/2007 - San Jose 12 at NY Titans 11 [7,147]
 2/24/2007 - Rochester 19 vs Arizona 16 [9,352]
 2/24/2007 - Calgary 17 at Toronto 13 [15,312]
 3/02/2007 - Arizona 11 vs Chicago 7 [6,244]
 3/02/2007 - San Jose 11 at Edmonton 9 [9,388]

3/03/2007 - NY Titans 13 vs Toronto 10 [7,434]
 3/03/2007 - Rochester 14 at Philadelphia 13 [11,491]
 3/04/2007 - Buffalo 16 at Minnesota 15 [7,504]
 3/16/2007 - Arizona 14 vs Calgary 10 [5,503]
 3/16/2007 - Edmonton 12 vs Toronto 9 [11,547]
 3/17/2007 - Rochester 15 at Chicago 12 [8,017]
 3/17/2007 - Buffalo 11 at NY Titans 8 [7,012]
 3/17/2007 - San Jose 17 vs Portland 8 [4,435]
 3/17/2007 - Colorado 13 at Toronto 12 (OT) [15,614]
 3/18/2007 - Minnesota 11 vs Philadelphia 9 [7,524]
 3/23/2007 - Toronto 13 at Minnesota 6 [8,184]
 3/24/2007 - Buffalo 19 vs Colorado 15 [15,156]
 3/24/2007 - Calgary 14 vs Arizona 12 [12,768]
 3/24/2007 - Rochester 21 at NY Titans 15 [7,746]
 3/24/2007 - Philadelphia 12 vs Chicago 11 [12,132]
 3/24/2007 - San Jose 9 at Portland 7 [6,322]
 3/25/2007 - Chicago 12 vs NY Titans 8 [3,854]
 3/25/2007 - San Jose 14 vs Edmonton 7 [3,552]
 3/30/2007 - Arizona 14 at Colorado 8 [18,027]
 3/30/2007 - Portland 13 vs Calgary 12 [5,963]
 3/30/2007 - Toronto 15 vs Philadelphia 6 [16,813]
 3/31/2007 - Arizona 10 vs San Jose 9 [4,565]
 3/31/2007 - Buffalo 15 vs Chicago 10 [16,228]
 3/31/2007 - Calgary 21 vs Portland 11 [11,915]
 3/31/2007 - Colorado 11 at Minnesota 9 [10,114]
 3/31/2007 - NY Titans 11 vs Edmonton 10 [6,432]
 3/31/2007 - Rochester 12 vs Philadelphia 10 [11,200]
 4/01/2007 - Edmonton 8 at Chicago 6 [4,665]
 4/06/2007 - Edmonton 13 at Calgary 12 [13,715]
 4/06/2007 - San Jose 9 at Portland 8 [6,748]
 4/06/2007 - Minnesota 13 at Toronto 11 [15,469]
 4/07/2007 - Buffalo 15 vs Arizona 5 [13,492]
 4/07/2007 - Chicago 15 vs Toronto 13 [5,007]
 4/07/2007 - Philadelphia 20 vs NY Titans 8 [13,201]
 4/07/2007 - Rochester 19 vs Minnesota 9 [9,536]
 4/07/2007 - San Jose 9 vs Edmonton 8 [3,845]
 4/12/2007 - Colorado 13 vs San Jose 12 [16,012]
 4/13/2007 - Calgary 12 at Arizona 11 [6,556]
 4/13/2007 - Rochester 14 at Buffalo 10 [15,334]
 4/13/2007 - Minnesota 11 at Philadelphia 8 [11,738]
 4/13/2007 - Portland 14 vs Edmonton 10 [10,037]
 4/13/2007 - San Jose 11 vs Colorado 10 [3,288]
 4/14/2007 - Chicago 17 vs Philadelphia 11 [7,092]
 4/14/2007 - Calgary 17 at Edmonton 11 [14,790]
 4/14/2007 - Minnesota 16 vs Arizona 15 [14,144]
 4/14/2007 - Rochester 14 vs Buffalo 8 [11,200]
 4/14/2007 - NY Titans 12 at Toronto 11 [16,054]
 4/20/2007* - Rochester 10 vs Toronto 6 [7,003]
 4/21/2007* - Arizona 13 at Calgary 9 [10,057]
 4/21/2007* - San Jose 15 at Colorado 14 (OT) [16,309]
 4/22/2007* - Buffalo 14 vs Minnesota 8 [9,003]
 4/27/2007* - Rochester 14 vs Buffalo 13 (OT) [8,558]
 4/28/2007* - Arizona 9 vs San Jose 7 [6,924]
 5/12/2007*\$ - Rochester 13 at Arizona 11 [9,796]

HISTORY AND RECORDS

ALL-TIME RESULTS

2008 SEASON

12/29/2007 - Colorado 10 vs Calgary 9 [17,811]
 1/05/2008 - Toronto 11 at Chicago 9 [6,116]
 1/11/2008 - Rochester 12 at Buffalo 9 [18,670]
 1/11/2008 - Minnesota 17 at Toronto 16 (OT) [13,317]
 1/12/2008 - San Jose 13 at Calgary 12 (OT) [12,022]
 1/12/2008 - Colorado 14 vs Edmonton 11 [17,520]
 1/12/2008 - Minnesota 11 vs Toronto 4 [10,104]
 1/12/2008 - Philadelphia 19 vs Chicago 11 [11,974]
 1/12/2008 - NY Titans 14 at Portland 11 [10,893]
 1/12/2008 - Buffalo 14 at Rochester 9 [10,939]
 1/18/2008 - Philadelphia 15 vs Rochester 14 [9,248]
 1/19/2008 - Buffalo 17 vs NY Titans 13 [11,878]
 1/19/2008 - Toronto 14 at Edmonton 9 [12,107]
 1/24/2008 - Colorado 12 at Portland 11 (OT) [6,322]
 1/25/2008 - Calgary 16 at San Jose 13 [3,653]
 1/26/2008 - Calgary 13 vs Portland 6 [10,413]
 1/26/2008 - Chicago 17 vs Edmonton 11 [5,107]
 1/26/2008 - Colorado 11 vs San Jose 6 [18,007]
 1/26/2008 - Philadelphia 15 vs Buffalo 14 (OT) [10,542]
 1/26/2008 - Minnesota 18 at Rochester 17 (OT) [9,686]
 1/26/2008 - Toronto 14 vs NY Titans 10 [14,142]
 1/31/2008 - San Jose 12 at NY Titans 7 [7,332]
 2/02/2008 - Portland 11 at Edmonton 10 [7,072]
 2/02/2008 - Minnesota 14 at San Jose 12 [3,895]
 2/07/2008 - Colorado 15 vs Portland 12 [15,910]
 2/08/2008 - Buffalo 17 at Calgary 9 [10,922]
 2/08/2008 - Minnesota 16 vs NY Titans 9 [10,204]
 2/09/2008 - Rochester 11 vs Toronto 4 [9,925]
 2/09/2008 - San Jose 17 vs Chicago 11 [2,514]
 2/10/2008 - Minnesota 14 vs Portland 13 (OT) [11,244]
 2/10/2008 - NY Titans 10 vs Buffalo 9 (OT) [6,742]
 2/15/2008 - Philadelphia 15 at Colorado 13 [17,109]
 2/15/2008 - Toronto 11 vs Buffalo 8 [14,611]
 2/16/2008 - Buffalo 16 vs Minnesota 14 [14,446]
 2/16/2008 - NY Titans 14 at Chicago 9 [4,427]
 2/16/2008 - Rochester 15 vs Calgary 12 [8,871]
 2/17/2008 - Portland 14 vs Edmonton 8 [6,793]
 2/22/2008 - Philadelphia 17 vs Minnesota 8 [10,342]
 2/22/2008 - Portland 13 vs Calgary 9 [7,349]
 2/23/2008 - San Jose 11 at Edmonton 8 [9,032]
 2/23/2008 - NY Titans 14 at Rochester 11 [10,118]
 2/24/2008 - Calgary 12 vs Colorado 9 [10,203]
 2/24/2008 - Buffalo 13 at Chicago 8 [3,250]
 2/29/2008 - Philadelphia 16 vs NY Titans 12 [11,419]
 3/01/2008 - Buffalo 21 vs Philadelphia 12 [13,720]
 3/01/2008 - Rochester 18 at Chicago 8 [5,335]
 3/01/2008 - Edmonton 9 at Portland 7 [7,744]
 3/01/2008 - Toronto 9 vs Calgary 7 [14,542]
 3/08/2008 - Buffalo 11 vs Minnesota 7 [12,313]
 3/08/2008 - Calgary 15 vs Portland 12 [18,737]
 3/08/2008 - San Jose 12 at Colorado 8 [18,201]
 3/14/2008 - Colorado 11 at Calgary 6 [11,134]
 3/14/2008 - Minnesota 13 vs Chicago 9 [13,004]
 3/14/2008 - Philadelphia 16 vs San Jose 13 [11,737]
 3/14/2008 - NY Titans 14 at Toronto 10 [14,233]
 3/15/2008 - Edmonton 10 vs Rochester 9 (OT) [6,711]
 3/20/2008 - Portland 16 vs Colorado 15 [6,182]
 3/21/2008 - Toronto 14 vs Edmonton 9 [14,312]
 3/22/2008 - Toronto 13 at Buffalo 9 [15,230]
 3/22/2008 - NY Titans 20 vs Philadelphia 13 [5,239]
 3/22/2008 - Chicago 12 at Rochester 11 [10,221]
 3/22/2008 - San Jose 13 vs Calgary 12 [3,303]
 3/29/2008 - Chicago 15 vs Minnesota 10 [4,036]
 3/29/2008 - Edmonton 12 vs San Jose 5 [7,250]
 3/29/2008 - Rochester 20 vs Philadelphia 12 [8,940]
 4/03/2008 - Colorado 11 vs Rochester 8 [16,860]
 4/05/2008 - Buffalo 12 vs Colorado 11 [16,905]
 4/05/2008 - Chicago 15 vs Philadelphia 14 (OT) [5,427]
 4/05/2008 - Edmonton 11 vs Calgary 9 [9,433]
 4/05/2008 - Minnesota 12 vs NY Titans 9 [10,854]
 4/05/2008 - San Jose 12 at Portland 9 [10,359]
 4/05/2008 - Rochester 9 at Toronto 6 [15,422]
 4/06/2008 - Philadelphia 11 vs Toronto 9 [10,244]
 4/06/2008 - Portland 12 at San Jose 10 [3,418]
 4/11/2008 - Philadelphia 13 at Portland 10 [9,195]
 4/12/2008 - Calgary 18 vs Edmonton 7 [12,451]
 4/12/2008 - Minnesota 15 vs Philadelphia 14 (OT) [12,830]
 4/12/2008 - NY Titans 14 vs Colorado 10 [6,337]
 4/12/2008 - Rochester 11 vs Buffalo 6 [10,517]
 4/12/2008 - Chicago 13 at Toronto 12 (OT) [15,238]
 4/13/2008 - San Jose 14 vs Edmonton 6 [1,437]
 4/18/2008 - Colorado 15 vs Edmonton 4 [18,301]
 4/18/2008 - NY Titans 14 vs Chicago 7 [5,379]
 4/18/2008 - Portland 12 at San Jose 11 (OT) [3,341]
 4/19/2008 - Buffalo 13 vs Chicago 9 [13,633]
 4/19/2008 - Calgary 12 vs Toronto 11 (OT) [11,808]
 4/19/2008 - Colorado 13 at Edmonton 8 [8,142]
 4/19/2008 - Rochester 11 at Minnesota 8 [11,568]
 4/19/2008 - NY Titans 11 at Philadelphia 8 [17,340]
 4/25/2008 - Chicago 12 at Minnesota 10 [11,439]
 4/26/2008 - Buffalo 14 vs Portland 10 [18,325]
 4/26/2008 - Minnesota 12 at Chicago 11 [6,014]
 4/26/2008 - Calgary 12 at Edmonton 8 [10,817]
 4/26/2008 - NY Titans 12 vs Rochester 11 [8,026]
 4/26/2008 - San Jose 11 vs Colorado 6 [2,916]
 4/27/2008 - Philadelphia 15 at Toronto 14 [15,332]
 5/02/2008* - Buffalo 14 vs Philadelphia 12 [9,344]
 5/03/2008* - Calgary 15 at Colorado 13 [15,554]
 5/03/2008* - NY Titans 11 at Minnesota 8 [11,088]
 5/04/2008* - Portland 18 at San Jose 16 [2,697]
 5/10/2008* - Buffalo 19 vs NY Titans 12 [11,012]
 5/10/2008* - Portland 16 at Calgary 12 [9,327]
 5/17/2008*\$ - Buffalo 14 vs Portland 13 [18,690]

HISTORY AND RECORDS

ALL-TIME RESULTS

2009 SEASON

1/03/2009 - Buffalo 15 vs Philadelphia 11 [18,690]
 1/03/2009 - Toronto 15 at NY Titans 14 [5,733]
 1/03/2009 - Minnesota 11 at Portland 7 [7,121]
 1/09/2009 - Colorado 12 at Portland 10 [6,859]
 1/09/2009 - Calgary 12 at San Jose 10 [4,538]
 1/10/2009 - Calgary 10 vs Edmonton 9 (OT) [11,197]
 1/10/2009 - Portland 14 at Colorado 5 [16,987]
 1/10/2009 - Minnesota 10 vs San Jose 7 [13,094]
 1/10/2009 - NY Titans 19 vs Boston 14 [3,208]
 1/10/2009 - Philadelphia 16 at Rochester 13 [7,422]
 1/10/2009 - Buffalo 8 at Toronto 6 [15,923]
 1/16/2009 - Buffalo 23 vs Rochester 6 [15,494]
 1/16/2009 - Edmonton 11 vs Portland 10 [8,017]
 1/17/2009 - NY Titans 13 at Boston 9 [9,313]
 1/17/2009 - Calgary 16 at Toronto 9 [12,865]
 1/18/2009 - San Jose 16 vs Rochester 6 [3,463]
 1/23/2009 - Boston 13 at Philadelphia 11 [9,462]
 1/23/2009 - Portland 15 vs Edmonton 10 [6,894]
 1/24/2009 - Boston 11 vs Philadelphia 7 [4,423]
 1/24/2009 - Calgary 16 vs San Jose 13 [9,828]
 1/24/2009 - Edmonton 11 at Colorado 9 [16,734]
 1/24/2009 - Buffalo 10 at Minnesota 9 [11,458]
 1/24/2009 - NY Titans 8 at Rochester 7 [6,739]
 1/29/2009 - Buffalo 13 at Edmonton 8 [6,298]
 1/31/2009 - Portland 9 at Boston 8 (OT) [5,029]
 1/31/2009 - Colorado 12 vs NY Titans 8 [15,023]
 1/31/2009 - Rochester 13 vs Toronto 11 [7,088]
 1/31/2009 - San Jose 16 vs Edmonton 6 [3,256]
 2/06/2009 - Calgary 13 vs Minnesota 8 [10,090]
 2/06/2009 - Philadelphia 13 vs Buffalo 11 [10,506]
 2/07/2009 - Boston 9 vs NY Titans 8 [5,713]
 2/07/2009 - Colorado 13 at Minnesota 8 [11,174]
 2/07/2009 - Portland 16 vs San Jose 13 [6,943]
 2/07/2009 - Toronto 16 vs Edmonton 9 [13,468]
 2/08/2009 - NY Titans 15 vs Philadelphia 12 [4,231]
 2/13/2009 - Boston 8 at Philadelphia 4 [9,006]
 2/14/2009 - Buffalo 25 vs Toronto 10 [18,690]
 2/14/2009 - Colorado 13 vs Calgary 12 [17,712]
 2/15/2009 - NY Titans 15 vs Rochester 9 [5,187]
 2/20/2009 - Boston 16 at Minnesota 12 [12,106]
 2/20/2009 - Buffalo 17 at Toronto 16 (OT) [12,844]
 2/21/2009 - Philadelphia 13 vs Minnesota 12 [10,559]
 2/21/2009 - Rochester 15 vs NY Titans 7 [7,142]
 2/21/2009 - San Jose 14 vs Colorado 9 [5,576]
 2/22/2009 - Boston 11 at Calgary 10 [10,045]
 2/22/2009 - Edmonton 10 vs Colorado 9 [7,249]
 2/27/2009 - Philadelphia 14 at Edmonton 9 [14,710]
 2/27/2009 - Minnesota 13 at Toronto 10 [13,324]
 2/28/2009 - Boston 16 vs San Jose 10 [6,833]
 2/28/2009 - Minnesota 16 at Buffalo 15 [18,690]
 2/28/2009 - Calgary 12 at NY Titans 10 [5,487]
 2/28/2009 - Portland 12 vs Philadelphia 10 [8,560]
 2/28/2009 - Rochester 18 vs Toronto 10 [6,739]
 3/01/2009 - NY Titans 15 vs San Jose 14 [3,287]
 3/13/2009 - Calgary 22 at Edmonton 10 [8,136]
 3/14/2009 - Toronto 9 at Boston 8 (OT) [6,485]
 3/14/2009 - Minnesota 13 at Philadelphia 12 [10,160]
 3/14/2009 - Rochester 15 vs Buffalo 14 (OT) [9,134]
 3/14/2009 - Colorado 14 at San Jose 11 [3,535]

3/21/2009 - Buffalo 14 vs Portland 4 [17,822]
 3/21/2009 - Calgary 13 vs Colorado 10 [10,958]
 3/21/2009 - San Jose 11 vs Edmonton 10 [4,034]
 3/21/2009 - Toronto 16 vs Rochester 10 [14,812]
 3/22/2009 - Colorado 13 vs Minnesota 11 [15,594]
 3/27/2009 - Toronto 12 at Calgary 10 [10,586]
 3/28/2009 - NY Titans 11 at Buffalo 9 [18,550]
 3/28/2009 - Edmonton 16 vs Toronto 12 [7,356]
 3/28/2009 - Calgary 13 at Minnesota 10 [12,364]
 3/28/2009 - Philadelphia 17 vs Colorado 13 [11,876]
 3/28/2009 - Rochester 11 vs Boston 10 [7,329]
 3/28/2009 - Portland 14 at San Jose 12 [3,018]
 3/29/2009 - San Jose 13 at Portland 8 [6,473]
 4/03/2009 - Rochester 12 at Colorado 8 [16,834]
 4/03/2009 - Edmonton 11 vs Portland 10 [6,517]
 4/03/2009 - San Jose 18 vs Minnesota 8 [5,618]
 4/03/2009 - Boston 14 at Toronto 13 [12,884]
 4/04/2009 - Buffalo 15 at Boston 11 [7,073]
 4/04/2009 - Calgary 12 vs Rochester 9 [10,098]
 4/04/2009 - Minnesota 9 vs Edmonton 7 [12,476]
 4/04/2009 - Philadelphia 11 at NY Titans 7 [4,187]
 4/04/2009 - Portland 13 vs Colorado 12 (OT) [7,859]
 4/05/2009 - NY Titans 16 at Philadelphia 13 [10,806]
 4/10/2009 - Buffalo 13 vs Rochester 9 [17,118]
 4/10/2009 - Portland 11 at Calgary 9 [10,387]
 4/11/2009 - Boston 10 vs Rochester 5 [8,097]
 4/11/2009 - San Jose 11 at Colorado 10 (OT) [16,189]
 4/11/2009 - Calgary 14 at Edmonton 13 [8,500]
 4/11/2009 - Portland 19 at Minnesota 14 [12,574]
 4/11/2009 - NY Titans 12 vs Buffalo 9 [6,222]
 4/11/2009 - Philadelphia 16 vs Toronto 14 [11,924]
 4/17/2009 - Colorado 10 vs Edmonton 9 [16,727]
 4/17/2009 - Calgary 12 at Portland 9 [7,855]
 4/18/2009 - Boston 13 at Buffalo 12 (OT) [18,527]
 4/18/2009 - NY Titans 12 at Minnesota 10 [13,219]
 4/18/2009 - Rochester 11 vs Philadelphia 8 [8,539]
 4/18/2009 - Toronto 15 vs San Jose 11 [15,252]
 5/01/2009* - NY Titans 11 vs Rochester 10 (OT) [4,878]
 5/01/2009* - San Jose 20 at Portland 16 [6,053]
 5/02/2009* - Buffalo 11 vs Boston 8 [13,343]
 5/03/2009* - Calgary 15 vs Colorado 8 [9,760]
 5/09/2009* - Calgary 17 vs San Jose 5 [9,639]
 5/09/2009* - NY Titans 9 vs Buffalo 3 [5,644]
 5/15/2009*\$ - Calgary 12 vs NY Titans 10 [13,042]

HISTORY AND RECORDS

ALL-TIME RESULTS

2010 SEASON

1/08/2010 - Orlando 13 vs Philadelphia 8 [8,145]
 1/09/2010 - Toronto 17 at Boston 7 [8,215]
 1/09/2010 - Rochester 10 vs Buffalo 5 [8,192]
 1/09/2010 - Washington Stealth 17 vs Colorado 8 [4,737]
 1/10/2010 - Calgary 12 vs Minnesota 7 [8,112]
 1/15/2010 - Minnesota 12 vs Calgary 10 [11,758]
 1/15/2010 - Toronto 8 vs Boston 7 (OT) [11,502]
 1/15/2010 - Washington Stealth 15 vs Edmonton 7 [2,818]
 1/16/2010 - Rochester 13 at Buffalo 11 [17,207]
 1/16/2010 - Edmonton 14 at Colorado 13 [15,178]
 1/16/2010 - Philadelphia 12 vs Boston 8 [9,330]
 1/22/2010 - Colorado 15 at Minnesota 14 (OT) [8,648]
 1/22/2010 - Washington Stealth 13 vs Buffalo 11 [2,879]
 1/23/2010 - Boston 13 vs Orlando 9 [7,812]
 1/23/2010 - Washington Stealth 16 at Calgary 15 [10,104]
 1/23/2010 - Edmonton 11 vs Buffalo 7 [7,102]
 1/23/2010 - Colorado 12 at Philadelphia 11 (OT) [8,201]
 1/23/2010 - Toronto 17 vs Rochester 3 [10,104]
 1/29/2010 - Orlando 13 vs Rochester 8 [7,367]
 1/30/2010 - Boston 11 vs Philadelphia 9 [7,289]
 1/30/2010 - Buffalo 11 vs Minnesota 7 [15,636]
 1/30/2010 - Washington Stealth 12 at Colorado 11 [15,242]
 1/30/2010 - Edmonton 14 vs Calgary 11 [7,815]
 1/30/2010 - Rochester 16 vs Toronto 8 [6,676]
 2/05/2010 - Calgary 13 vs Edmonton 8 [10,724]
 2/05/2010 - Orlando 12 at Colorado 5 [13,953]
 2/05/2010 - Toronto 19 vs Philadelphia 11 [10,256]
 2/05/2010 - Washington Stealth 12 vs Minnesota 9 [3,526]
 2/06/2010 - Boston 14 vs Rochester 8 [7,546]
 2/06/2010 - Toronto 14 at Buffalo 10 [14,467]
 2/12/2010 - Toronto 16 vs Edmonton 7 [10,052]
 2/13/2010 - Minnesota 16 vs Washington Stealth 12 [8,952]
 2/13/2010 - Buffalo 13 at Philadelphia 11 [7,723]
 2/13/2010 - Rochester 11 vs Boston 9 [6,066]
 2/14/2010 - Calgary 10 vs Toronto 8 [10,193]
 2/19/2010 - Calgary 13 at Washington Stealth 9 [3,450]
 2/20/2010 - Minnesota 15 vs Colorado 5 [9,223]
 2/20/2010 - Boston 12 at Orlando 11 (2OT) [8,442]
 2/20/2010 - Rochester 12 at Philadelphia 6 [10,019]
 2/21/2010 - Edmonton 14 vs Toronto 13 [7,387]
 2/27/2010 - Boston 11 vs Washington Stealth 9 [8,354]
 2/27/2010 - Philadelphia 15 at Buffalo 11 [15,336]
 2/27/2010 - Minnesota 13 at Colorado 12 [15,427]
 2/27/2010 - Edmonton 12 at Rochester 11 (OT) [5,229]
 2/27/2010 - Orlando 16 at Toronto 12 [10,984]
 3/06/2010 - Buffalo 12 vs Orlando 10 [16,184]
 3/06/2010 - Calgary 15 vs Philadelphia 7 [11,007]
 3/12/2010 - Orlando 11 vs Philadelphia 9 [5,236]
 3/12/2010 - Buffalo 11 at Toronto 10 (OT) [8,567]
 3/13/2010 - Buffalo 9 at Boston 8 (OT) [9,062]
 3/13/2010 - Washington Stealth 12 at Calgary 11 [10,402]
 3/13/2010 - Edmonton 13 at Colorado 9 [14,566]
 3/13/2010 - Philadelphia 20 vs Minnesota 11 [10,248]
 3/13/2010 - Orlando 9 at Rochester 4 [5,930]
 3/20/2010 - Boston 12 at Edmonton 5 [8,034]
 3/20/2010 - Calgary 13 at Orlando 6 [6,902]
 3/26/2010 - Minnesota 17 at Calgary 13 [10,486]
 3/26/2010 - Washington Stealth 15 at Colorado 14 [15,102]

3/27/2010 - Edmonton 16 vs Minnesota 14 [6,200]
 3/27/2010 - Orlando 10 vs Toronto 8 [5,691]
 3/27/2010 - Philadelphia 13 vs Boston 7 [11,241]
 3/27/2010 - Buffalo 14 at Rochester 7 [10,652]
 3/27/2010 - Washington Stealth 12 vs Colorado 9 [5,808]
 4/02/2010 - Edmonton 14 vs Washington Stealth 13 (OT) [7,011]
 4/02/2010 - Toronto 9 vs Calgary 8 [9,108]
 4/03/2010 - Orlando 13 at Boston 10 [8,168]
 4/03/2010 - Colorado 12 at Buffalo 11 (OT) [16,951]
 4/03/2010 - Edmonton 13 at Minnesota 12 (OT) [8,935]
 4/03/2010 - Toronto 13 at Philadelphia 6 [10,246]
 4/03/2010 - Calgary 11 at Rochester 9 [7,206]
 4/09/2010 - Colorado 14 at Edmonton 10 [7,493]
 4/09/2010 - Rochester 12 at Minnesota 11 [9,193]
 4/10/2010 - Boston 13 vs Minnesota 8 [10,032]
 4/10/2010 - Buffalo 13 vs Toronto 10 [18,575]
 4/10/2010 - Calgary 12 vs Colorado 11 [12,321]
 4/10/2010 - Washington Stealth 17 at Orlando 7 [7,101]
 4/10/2010 - Rochester 15 vs Philadelphia 12 [7,086]
 4/16/2010 - Boston 9 at Colorado 7 [15,104]
 4/16/2010 - Calgary 15 at Edmonton 14 (OT) [9,423]
 4/16/2010 - Orlando 9 vs Buffalo 7 [7,399]
 4/16/2010 - Toronto 15 vs Rochester 7 [9,959]
 4/17/2010 - Philadelphia 13 at Minnesota 12 (OT) [9,229]
 4/17/2010 - Edmonton 14 at Washington Stealth 13 [4,141]
 4/23/2010 - Calgary 11 at Colorado 10 [15,727]
 4/23/2010 - Orlando 11 at Philadelphia 5 [8,656]
 4/24/2010 - Buffalo 13 vs Boston 10 [18,480]
 4/24/2010 - Orlando 12 at Minnesota 11 (OT) [10,768]
 4/24/2010 - Washington Stealth 14 vs Rochester 9 [4,200]
 5/01/2010* - Edmonton 11 at Calgary 7 [10,388]
 5/01/2010* - Orlando 12 vs Boston 11 [4,205]
 5/01/2010* - Toronto 13 vs Buffalo 11 [9,367]
 5/01/2010* - Washington Stealth 14 vs Minnesota 10 [3,268]
 5/08/2010* - Toronto 15 at Orlando 10 [4,651]
 5/08/2010* - Washington Stealth 12 vs Edmonton 11 (OT) [4,242]
 5/15/2010*\$ - Washington Stealth 15 vs Toronto 11 [8,609]

HISTORY AND RECORDS

ALL-TIME RESULTS

2011 SEASON

1/08/2011 - Calgary 10 vs Buffalo 9 [9,590]
 1/08/2011 - Washington Stealth 11 at Colorado 10 (OT) [17,029]
 1/08/2011 - Rochester 11 at Minnesota 10 (OT) [8,242]
 1/08/2011 - Boston 10 at Philadelphia 6 [7,940]
 1/08/2011 - Toronto 13 vs Edmonton 7 [11,564]
 1/09/2011 - Calgary 13 at Washington Stealth 11 [5,364]
 1/14/2011 - Minnesota 16 at Washington Stealth 8 [3,362]
 1/15/2011 - Boston 10 vs Edmonton 7 [8,536]
 1/15/2011 - Colorado 8 at Calgary 7 [9,346]
 1/15/2011 - Buffalo 9 at Philadelphia 6 [7,764]
 1/15/2011 - Toronto 12 at Rochester 9 [6,025]
 1/21/2011 - Toronto 15 vs Boston 14 (OT) [9,104]
 1/22/2011 - Rochester 11 at Boston 10 (OT) [10,422]
 1/22/2011 - Buffalo 15 vs Toronto 14 (OT) [16,685]
 1/22/2011 - Washington Stealth 19 at Calgary 14 [9,362]
 1/22/2011 - Philadelphia 11 at Colorado 10 [16,034]
 1/22/2011 - Minnesota 9 vs Edmonton 8 [7,042]
 1/28/2011 - Philadelphia 11 at Boston 5 [7,492]
 1/28/2011 - Calgary 15 at Edmonton 11 [8,115]
 1/29/2011 - Calgary 12 vs Edmonton 11 (OT) [10,353]
 1/29/2011 - Minnesota 11 vs Washington Stealth 10 (OT) [8,911]
 1/29/2011 - Philadelphia 12 vs Colorado 11 [8,616]
 1/29/2011 - Boston 16 at Rochester 7 [4,945]
 1/29/2011 - Toronto 8 vs Buffalo 5 [10,812]
 2/04/2011 - Buffalo 15 vs Minnesota 12 [15,001]
 2/05/2011 - Boston 9 vs Toronto 7 [7,598]
 2/05/2011 - Washington Stealth 10 at Colorado 8 [14,091]
 2/05/2011 - Rochester 11 vs Philadelphia 6 [4,560]
 2/11/2011 - Edmonton 14 vs Washington Stealth 12 [6,100]
 2/12/2011 - Boston 11 vs Colorado 6 [8,462]
 2/12/2011 - Buffalo 16 at Philadelphia 7 [9,649]
 2/12/2011 - Rochester 12 vs Minnesota 10 [4,940]
 2/12/2011 - Toronto 9 vs Calgary 8 (OT) [10,364]
 2/12/2011 - Edmonton 15 at Washington Stealth 14 [4,088]
 2/18/2011 - Toronto 10 vs Rochester 5 [9,408]
 2/18/2011 - Washington Stealth 20 vs Colorado 7 [3,160]
 2/19/2011 - Philadelphia 10 at Buffalo 9 [15,344]
 2/19/2011 - Boston 14 at Minnesota 11 [7,051]
 2/19/2011 - Toronto 13 at Rochester 6 [5,656]
 2/20/2011 - Minnesota 12 at Colorado 10 [15,825]
 2/20/2011 - Calgary 12 at Edmonton 11 [6,998]
 2/26/2011 - Toronto 16 at Philadelphia 13 [7,082]
 2/26/2011 - Rochester 13 vs Edmonton 9 [5,371]
 3/04/2011 - Minnesota 11 at Colorado 10 (OT) [13,957]
 3/04/2011 - Toronto 15 vs Philadelphia 10 [10,120]
 3/05/2011 - Buffalo 11 vs Rochester 8 [18,690]
 3/05/2011 - Washington Stealth 18 at Edmonton 10 [7,370]
 3/05/2011 - Calgary 13 at Philadelphia 7 [9,604]
 3/06/2011 - Buffalo 9 at Boston 8 [8,524]
 3/12/2011 - Buffalo 12 vs Boston 10 [16,347]
 3/13/2011 - Calgary 17 at Washington Stealth 13 [3,441]
 3/19/2011 - Calgary 19 vs Edmonton 14 [11,019]
 3/25/2011 - Calgary 14 vs Toronto 9 [10,705]
 3/25/2011 - Edmonton 14 vs Minnesota 13 [7,035]
 3/25/2011 - Washington Stealth 9 vs Boston 8 [3,616]
 3/26/2011 - Colorado 9 vs Boston 8 (OT) [17,123]
 3/26/2011 - Rochester 13 vs Philadelphia 10 [6,875]

3/27/2011 - Buffalo 12 at Minnesota 9 [9,294]
 4/01/2011 - Calgary 15 vs Minnesota 12 [10,486]
 4/01/2011 - Edmonton 14 vs Colorado 10 [7,092]
 4/01/2011 - Toronto 13 vs Washington Stealth 12 (OT) [11,424]
 4/02/2011 - Rochester 19 at Boston 8 [9,008]
 4/02/2011 - Washington Stealth 10 at Buffalo 9 (OT) [18,690]
 4/02/2011 - Colorado 7 vs Edmonton 6 [15,027]
 4/02/2011 - Minnesota 13 vs Calgary 8 [6,504]
 4/02/2011 - Philadelphia 12 vs Toronto 11 [9,044]
 4/08/2011 - Calgary 14 vs Colorado 13 [12,213]
 4/08/2011 - Buffalo 11 at Toronto 8 [15,084]
 4/09/2011 - Boston 9 vs Philadelphia 7 [9,654]
 4/09/2011 - Colorado 13 at Edmonton 6 [7,164]
 4/09/2011 - Buffalo 9 at Rochester 8 [9,216]
 4/09/2011 - Washington Stealth 16 vs Minnesota 15 (OT) [4,864]
 4/10/2011 - Rochester 10 at Philadelphia 6 [9,595]
 4/15/2011 - Colorado 11 vs Calgary 7 [17,841]
 4/16/2011 - Boston 16 at Buffalo 9 [17,318]
 4/16/2011 - Edmonton 18 vs Toronto 14 [7,340]
 4/16/2011 - Minnesota 11 vs Philadelphia 9 [9,635]
 4/16/2011 - Rochester 18 at Washington Stealth 10 [5,161]
 4/23/2011 - Rochester 15 at Buffalo 9 [18,690]
 4/23/2011 - Minnesota 12 vs Colorado 8 [9,623]
 4/30/2011* - Buffalo 11 vs Boston 10 [11,273]
 4/30/2011* - Calgary 10 vs Colorado 6 [10,092]
 4/30/2011* - Washington Stealth 14 at Minnesota 8 [5,878]
 5/01/2011* - Toronto 10 vs Rochester 8 [10,228]
 5/07/2011* - Toronto 12 at Buffalo 11 [12,349]
 5/07/2011* - Washington Stealth 10 at Calgary 8 [10,125]
 5/15/2011*\$ - Toronto 8 vs Washington Stealth 7 [14,488]



HISTORY AND RECORDS

ALL-TIME RESULTS

2012 SEASON

1/08/2012 - Calgary 12 at Toronto 9 [10,341]
 1/14/2012 - Buffalo 14 vs Toronto 10 [16,356]
 1/14/2012 - Colorado 20 vs Minnesota 14 [14,106]
 1/14/2012 - Rochester 22 at Philadelphia 12 [8,813]
 1/14/2012 - Calgary 13 at Washington Stealth 10 [4,687]
 1/20/2012 - Colorado 13 at Edmonton 12 [8,192]
 1/21/2012 - Colorado 13 at Calgary 12 (OT) [9,341]
 1/21/2012 - Philadelphia 10 vs Washington Stealth 9 (OT) [8,024]
 1/21/2012 - Buffalo 12 at Rochester 9 [9,776]
 1/27/2012 - Philadelphia 13 at Buffalo 10 [14,492]
 1/27/2012 - Toronto 13 vs Rochester 11 [11,862]
 1/28/2012 - Toronto 14 at Calgary 13 (OT) [7,460]
 1/28/2012 - Colorado 14 vs Rochester 11 [15,210]
 1/28/2012 - Minnesota 19 vs Buffalo 11 [8,232]
 1/28/2012 - Edmonton 16 at Washington Stealth 5 [4,168]
 2/04/2012 - Washington Stealth 11 at Buffalo 10 (OT) [14,577]
 2/04/2012 - Colorado 11 vs Edmonton 7 [14,055]
 2/04/2012 - Toronto 15 at Philadelphia 6 [7,807]
 2/04/2012 - Rochester 16 vs Minnesota 14 [5,267]
 2/10/2012 - Minnesota 10 vs Edmonton 9 (OT) [7,012]
 2/10/2012 - Calgary 12 at Washington Stealth 11 [3,509]
 2/12/2012 - Minnesota 9 vs Rochester 6 [7,087]
 2/12/2012 - Philadelphia 14 vs Buffalo 13 [8,119]
 2/18/2012 - Calgary 12 vs Edmonton 8 [8,049]
 2/18/2012 - Colorado 12 at Minnesota 7 [9,030]
 2/18/2012 - Rochester 15 vs Washington Stealth 12 [6,163]
 2/18/2012 - Philadelphia 14 at Toronto 8 [10,360]
 2/24/2012 - Calgary 21 at Colorado 10 [15,134]
 2/24/2012 - Edmonton 12 vs Philadelphia 10 [6,708]
 2/24/2012 - Toronto 16 vs Rochester 12 [10,274]
 2/24/2012 - Minnesota 15 at Washington Stealth 7 [3,703]
 3/03/2012 - Colorado 16 at Buffalo 13 [15,845]
 3/03/2012 - Minnesota 15 at Calgary 11 [7,638]
 3/03/2012 - Rochester 11 at Philadelphia 8 [8,906]
 3/03/2012 - Washington Stealth 14 at Toronto 9 [10,530]
 3/09/2012 - Calgary 13 at Edmonton 10 [7,438]
 3/09/2012 - Philadelphia 12 at Toronto 10 [9,804]
 3/10/2012 - Calgary 16 vs Edmonton 9 [8,316]
 3/10/2012 - Colorado 13 vs Washington Stealth 11 [17,116]
 3/10/2012 - Rochester 13 vs Buffalo 10 [7,254]
 3/11/2012 - Washington Stealth 11 vs Colorado 8 [3,919]
 3/16/2012 - Buffalo 21 at Toronto 14 [12,153]
 3/17/2012 - Buffalo 13 vs Minnesota 10 [15,003]
 3/17/2012 - Philadelphia 16 vs Edmonton 15 [7,524]
 3/23/2012 - Philadelphia 13 at Colorado 12 [14,876]
 3/24/2012 - Calgary 17 vs Buffalo 6 [7,687]
 3/24/2012 - Edmonton 10 vs Washington Stealth 9 [6,853]
 3/24/2012 - Toronto 13 at Rochester 7 [5,714]
 3/25/2012 - Colorado 16 at Philadelphia 15 (OT) [8,435]
 3/25/2012 - Washington Stealth 20 vs Minnesota 13 [3,618]
 3/30/2012 - Calgary 15 at Minnesota 10 [8,510]
 3/31/2012 - Toronto 15 at Buffalo 9 [17,322]
 3/31/2012 - Calgary 13 vs Washington Stealth 11 [8,203]
 3/31/2012 - Edmonton 9 vs Minnesota 8 (OT) [6,011]
 3/31/2012 - Colorado 16 at Rochester 12 [5,611]
 4/06/2012 - Calgary 15 vs Rochester 14 [9,806]
 4/06/2012 - Minnesota 13 at Philadelphia 9 [8,070]
 4/07/2012 - Buffalo 17 vs Philadelphia 7 [15,060]
 4/07/2012 - Toronto 12 vs Edmonton 8 [14,060]

4/14/2012 - Colorado 19 vs Toronto 12 [15,215]
 4/14/2012 - Edmonton 11 vs Buffalo 8 [6,897]
 4/14/2012 - Minnesota 14 vs Washington Stealth 9 [8,239]
 4/14/2012 - Rochester 14 vs Calgary 12 [5,964]
 4/20/2012 - Edmonton 14 at Colorado 11 [16,201]
 4/20/2012 - Toronto 16 at Washington Stealth 13 [3,846]
 4/21/2012 - Buffalo 14 vs Rochester 9 [18,690]
 4/21/2012 - Calgary 9 at Edmonton 6 [7,737]
 4/21/2012 - Minnesota 15 vs Philadelphia 10 [9,357]
 4/28/2012 - Toronto 12 at Edmonton 11 [6,478]
 4/28/2012 - Minnesota 16 vs Colorado 13 [11,297]
 4/28/2012 - Rochester 9 vs Philadelphia 7 [8,912]
 4/28/2012 - Buffalo 17 at Washington Stealth 16 (OT) [3,770]
 5/04/2012* - Rochester 14 vs Philadelphia 13 [5,176]
 5/05/2012* - Edmonton 19 at Calgary 11 [11,161]
 5/05/2012* - Minnesota 14 at Colorado 10 [14,152]
 5/05/2012* - Toronto 7 vs Buffalo 6 [9,472]
 5/12/2012* - Edmonton 15 at Minnesota 3 [6,491]
 5/12/2012* - Rochester 17 at Toronto 13 [9,384]
 5/19/2012*\$ - Rochester 9 vs Edmonton 6 [9,277]



HISTORY AND RECORDS

ALL-TIME RESULTS

2013 SEASON

1/05/2013 - Washington Stealth 13 vs Rochester 12 [7,023]
 1/11/2013 - Philadelphia 13 vs Buffalo 8 [9,096]
 1/12/2013 - Buffalo 13 vs Minnesota 12 [15,238]
 1/12/2013 - Toronto 13 at Calgary 11 [11,653]
 1/12/2013 - Washington Stealth 17 at Colorado 13 [13,148]
 1/13/2013 - Toronto 10 at Edmonton 9 [6,523]
 1/19/2013 - Philadelphia 8 at Toronto 7 [11,703]
 1/19/2013 - Buffalo 14 at Rochester 13 [7,834]
 1/19/2013 - Colorado 13 at Calgary 12 (OT) [8,221]
 1/20/2013 - Edmonton 18 at Washington Stealth 10 [3,766]
 1/25/2013 - Toronto 13 vs Minnesota 12 [10,504]
 1/25/2013 - Calgary 19 at Colorado 12 [15,103]
 1/25/2013 - Washington Stealth 12 at Edmonton 10 [5,416]
 1/26/2013 - Buffalo 14 vs Philadelphia 13 [13,808]
 1/26/2013 - Toronto 11 at Rochester 7 [5,762]
 1/26/2013 - Minnesota 15 vs Washington Stealth 14 [8,782]
 1/27/2013 - Calgary 16 at Philadelphia 8 [8,785]
 2/02/2013 - Toronto 14 at Buffalo 12 [14,918]
 2/02/2013 - Rochester 7 vs Washington Stealth 6 [7,914]
 2/02/2013 - Colorado 15 vs Minnesota 9 [16,231]
 2/02/2013 - Calgary 18 at Edmonton 15 [7,349]
 2/08/2013 - Rochester 20 at Philadelphia 10 [5,139]
 2/08/2013 - Minnesota 13 vs Toronto 12 (OT) [7,722]
 2/09/2013 - Rochester 15 at Buffalo 7 [14,833]
 2/09/2013 - Calgary 9 vs Edmonton 8 [10,002]
 2/09/2013 - Washington Stealth 13 vs Colorado 6 [3,683]
 2/15/2013 - Toronto 17 vs Calgary 12 [10,026]
 2/15/2013 - Edmonton 15 vs Washington Stealth 10 [5,627]
 2/16/2013 - Calgary 17 at Minnesota 16 [8,254]
 2/16/2013 - Buffalo 10 at Rochester 6 [9,156]
 2/16/2013 - Edmonton 14 at Colorado 7 [17,059]
 2/22/2013 - Minnesota 13 at Edmonton 8 [6,292]
 2/23/2013 - Philadelphia 10 at Rochester 8 [6,674]
 2/23/2013 - Washington Stealth 16 vs Calgary 14 [3,819]
 2/24/2013 - Edmonton 14 at Minnesota 9 [6,882]
 2/24/2013 - Philadelphia 14 vs Colorado 12 [8,606]
 2/28/2013 - Buffalo 15 at Toronto 13 [8,213]
 3/01/2013 - Philadelphia 11 at Buffalo 10 (OT) [14,036]
 3/02/2013 - Edmonton 18 at Calgary 13 [11,385]
 3/02/2013 - Rochester 12 at Colorado 11 [16,118]
 3/03/2013 - Washington Stealth 11 vs Minnesota 8 [2,663]
 3/08/2013 - Toronto 14 vs Colorado 10 [10,823]
 3/08/2013 - Calgary 19 vs Minnesota 15 [8,622]
 3/09/2013 - Colorado 12 at Buffalo 6 [16,428]
 3/09/2013 - Washington Stealth 16 at Philadelphia 10 [7,661]
 3/16/2013 - Toronto 13 at Philadelphia 8 [7,593]
 3/16/2013 - Edmonton 11 at Rochester 9 [7,009]
 3/16/2013 - Minnesota 12 vs Washington Stealth 5 [7,830]
 3/16/2013 - Colorado 16 vs Buffalo 13 [15,511]
 3/23/2013 - Edmonton 14 at Buffalo 7 [16,629]
 3/23/2013 - Calgary 12 vs Colorado 11 (OT) [9,493]
 3/24/2013 - Edmonton 17 at Toronto 12 [9,947]
 3/29/2013 - Toronto 18 vs Buffalo 11 [11,546]
 3/29/2013 - Minnesota 20 vs Philadelphia 11 [8,079]
 3/30/2013 - Rochester 12 vs Toronto 8 [7,013]
 3/30/2013 - Colorado 10 vs Philadelphia 9 [15,292]
 3/30/2013 - Calgary 13 at Washington Stealth 11 [4,727]

4/06/2013 - Rochester 14 vs Philadelphia 7 [7,467]
 4/06/2013 - Minnesota 21 vs Buffalo 7 [10,167]
 4/06/2013 - Washington Stealth 12 at Calgary 11 [10,008]
 4/06/2013 - Colorado 9 at Edmonton 7 [7,172]
 4/07/2013 - Toronto 10 vs Rochester 9 [13,073]
 4/07/2013 - Philadelphia 15 vs Minnesota 13 [6,861]
 4/13/2013 - Philadelphia 10 vs Toronto 9 (OT) [7,437]
 4/13/2013 - Rochester 15 at Calgary 14 [12,340]
 4/13/2013 - Minnesota 17 at Colorado 12 [17,622]
 4/13/2013 - Buffalo 15 at Washington Stealth 10 [3,442]
 4/14/2013 - Edmonton 14 vs Rochester 10 [6,116]
 4/20/2013 - Rochester 10 at Buffalo 9 [19,070]
 4/20/2013 - Colorado 16 at Minnesota 14 [12,214]
 4/20/2013 - Calgary 12 at Edmonton 11 (OT) [9,213]
 4/20/2013 - Washington Stealth 17 vs Philadelphia 13 [4,352]
 4/27/2013* - Calgary 15 vs Colorado 10 [8,726]
 4/27/2013* - Rochester 10 vs Philadelphia 8 [5,963]
 4/27/2013* - Washington Stealth 12 vs Edmonton 11 [3,022]
 4/28/2013* - Minnesota 20 at Toronto 11 [9,066]
 5/04/2013* - Washington Stealth 14 at Calgary 13 [9,583]
 5/04/2013* - Rochester 12 vs Minnesota 10 [5,093]
 5/11/2013*\$^ - Rochester 11 at Washington Stealth 10 [5,200]
 ^ - Game played in Langley, BC.



HISTORY AND RECORDS

ALL-TIME RESULTS

2014 SEASON

12/28/2013 - Philadelphia 17 at Buffalo 13 [13,564]
 12/28/2013 - Rochester 8 vs Minnesota 6 [6,238]
 12/28/2013 - Edmonton 13 at Colorado 10 [15,596]
 1/03/2014 - Toronto 16 vs Calgary 11 [11,120]
 1/04/2014 - Colorado 13 vs Vancouver Stealth 12 [15,101]
 1/10/2014 - Buffalo 12 vs Toronto 10 [11,404]
 1/10/2014 - Calgary 13 vs Colorado 11 [11,232]
 1/11/2014 - Rochester 13 vs Philadelphia 9 [6,488]
 1/11/2014 - Edmonton 17 vs Colorado 6 [7,950]
 1/11/2014 - Vancouver Stealth 8 vs Minnesota 5 [5,031]
 1/12/2014 - Buffalo 12 at Philadelphia 11 (OT) [7,365]
 1/17/2014 - Edmonton 15 vs Calgary 8 [7,184]
 1/17/2014 - Vancouver Stealth 14 vs Colorado 13 (OT) [2,981]
 1/18/2014 - Minnesota 11 at Philadelphia 10 [5,164]
 1/18/2014 - Rochester 12 vs Toronto 8 [8,136]
 1/18/2014 - Calgary 15 vs Vancouver Stealth 12 [8,957]
 1/18/2014 - Buffalo 16 at Colorado 9 [14,822]
 1/19/2014 - Philadelphia 15 at Minnesota 8 [8,213]
 1/25/2014 - Buffalo 11 vs Rochester 10 [13,339]
 1/25/2014 - Colorado 14 at Calgary 13 (OT) [9,121]
 1/25/2014 - Edmonton 9 at Vancouver Stealth 8 [3,840]
 1/31/2014 - Toronto 17 vs Vancouver Stealth 12 [11,234]
 2/01/2014 - Buffalo 12 vs Toronto 10 [12,768]
 2/01/2014 - Philadelphia 15 vs Vancouver Stealth 9 [6,104]
 2/01/2014 - Colorado 14 vs Minnesota 12 [15,127]
 2/01/2014 - Edmonton 8 vs Rochester 7 (OT) [7,951]
 2/07/2014 - Toronto 20 vs Philadelphia 10 [9,087]
 2/08/2014 - Edmonton 8 at Philadelphia 6 [7,194]
 2/08/2014 - Rochester 9 vs Buffalo 6 [9,280]
 2/08/2014 - Calgary 15 at Minnesota 13 [8,468]
 2/08/2014 - Colorado 10 at Vancouver Stealth 9 [3,614]
 2/14/2014 - Vancouver Stealth 19 at Colorado 9 [15,023]
 2/15/2014 - Rochester 17 at Toronto 9 [10,279]
 2/15/2014 - Buffalo 13 vs Philadelphia 7 [13,980]
 2/15/2014 - Edmonton 14 at Minnesota 9 [7,195]
 2/15/2014 - Calgary 20 vs Vancouver Stealth 9 [11,162]
 2/22/2014 - Toronto 14 vs Minnesota 12 [9,207]
 2/22/2014 - Calgary 11 vs Rochester 10 [9,207]
 2/23/2014 - Minnesota 15 at Philadelphia 14 [6,458]
 2/28/2014 - Edmonton 11 vs Toronto 10 [8,015]
 3/01/2014 - Calgary 19 vs Toronto 13 [8,990]
 3/01/2014 - Rochester 11 at Colorado 9 [15,212]
 3/08/2014 - Buffalo 12 vs Minnesota 9 [15,330]
 3/08/2014 - Rochester 13 vs Philadelphia 8 [8,560]
 3/08/2014 - Colorado 10 vs Calgary 9 (OT) [17,044]
 3/08/2014 - Edmonton 10 vs Vancouver Stealth 9 [7,898]
 3/14/2014 - Edmonton 15 at Calgary 7 [10,691]

3/15/2014 - Rochester 17 at Toronto 12 [10,832]
 3/15/2014 - Buffalo 12 vs Colorado 9 [15,445]
 3/16/2014 - Rochester 11 at Philadelphia 7 [7,894]
 3/16/2014 - Toronto 9 at Minnesota 8 (OT) [6,628]
 3/21/2014 - Edmonton 14 vs Buffalo 5 [7,071]
 3/21/2014 - Calgary 13 at Vancouver Stealth 8 [3,629]
 3/22/2014 - Philadelphia 14 vs Toronto 13 [7,157]
 3/23/2014 - Minnesota 10 vs Buffalo 9 (OT) [6,081]
 3/29/2014 - Edmonton 15 at Rochester 11 [8,632]
 3/29/2014 - Calgary 15 vs Minnesota 11 [11,008]
 3/29/2014 - Philadelphia 14 at Colorado 12 [16,322]
 3/29/2014 - Vancouver Stealth 12 vs Buffalo 8 [3,197]
 3/30/2014 - Edmonton 13 at Toronto 10 [10,655]
 4/04/2014 - Calgary 13 at Philadelphia 9 [6,659]
 4/04/2014 - Rochester 15 at Minnesota 14 (OT) [6,430]
 4/05/2014 - Calgary 16 at Buffalo 13 [16,606]
 4/05/2014 - Rochester 12 vs Minnesota 9 [6,410]
 4/05/2014 - Edmonton 12 vs Colorado 11 [8,275]
 4/05/2014 - Toronto 17 at Vancouver Stealth 9 [3,721]
 4/11/2014 - Colorado 10 vs Edmonton 8 [17,109]
 4/12/2014 - Toronto 10 vs Philadelphia 9 [10,662]
 4/12/2014 - Rochester 10 vs Vancouver Stealth 7 [6,248]
 4/12/2014 - Minnesota 10 vs Buffalo 9 [7,088]
 4/12/2014 - Edmonton 15 at Calgary 11 [15,167]
 4/18/2014 - Toronto 13 vs Buffalo 9 [11,276]
 4/19/2014 - Rochester 8 vs Buffalo 4 [8,900]
 4/19/2014 - Colorado 18 at Minnesota 12 [7,961]
 4/19/2014 - Calgary 14 at Edmonton 13 (OT) [8,756]
 4/19/2014 - Philadelphia 15 at Vancouver Stealth 11 [2,856]
 4/25/2014 - Edmonton 10 vs Vancouver Stealth 5 [7,500]
 4/26/2014 - Rochester 16 at Buffalo 14 [19,070]
 4/26/2014 - Colorado 13 at Philadelphia 12 [7,783]
 4/26/2014 - Toronto 8 at Minnesota 6 [9,056]
 4/26/2014 - Calgary 14 at Vancouver Stealth 8 [3,443]
 5/03/2014* - Buffalo 15 at Toronto 13 [7,867]
 5/03/2014* - Calgary 16 vs Colorado 15 (OT) [12,375]
 5/10/2014* - Buffalo 12 vs Rochester 8 [9,209]
 5/10/2014* - Calgary 12 vs Edmonton 11 (OT) [13,618]
 5/16/2014* - Edmonton 15 vs Calgary 13 [9,120]
 5/16/2014*m - Calgary 2 at Edmonton 1 [9,120]
 5/17/2014* - Rochester 13 vs Buffalo 8 [8,651]
 5/17/2014*m - Rochester 2 vs Buffalo 1 [8,651]
 5/24/2014*\$ - Calgary 10 vs Rochester 7 [16,541]
 5/31/2014*\$ - Rochester 16 vs Calgary 10 [9,188]
 5/31/2014*\$m - Rochester 3 vs Calgary 2 [9,188]

HISTORY AND RECORDS

ALL-TIME RESULTS

2015 SEASON

1/02/2015 - New England Black Wolves 12 vs Buffalo 8 [5,768]
 1/03/2015 - Buffalo 9 vs Edmonton 8 [14,236]
 1/03/2015 - Toronto 13 at Rochester 12 [6,421]
 1/03/2015 - Colorado 20 at Minnesota 13 [8,974]
 1/03/2015 - Vancouver Stealth 18 at Calgary 14 [11,563]
 1/10/2015 - New England Black Wolves 17 vs Rochester 7 [4,004]
 1/10/2015 - Colorado 17 vs Calgary 16 (OT) [15,107]
 1/10/2015 - Minnesota 14 at Edmonton 10 [7,415]
 1/10/2015 - Toronto 20 at Vancouver Stealth 11 [4,724]
 1/17/2015 - Buffalo 14 at Vancouver Stealth 13 [3,478]
 1/23/2015 - Toronto 13 vs Buffalo 11 [11,413]
 1/24/2015 - Minnesota 19 at New England Black Wolves 13 [3,563]
 1/24/2015 - Rochester 8 vs Toronto 6 [6,745]
 1/24/2015 - Edmonton 16 at Calgary 8 [12,266]
 1/24/2015 - Colorado 20 vs Vancouver Stealth 9 [14,345]
 1/30/2015 - Buffalo 15 vs Minnesota 12 [12,756]
 1/30/2015 - Edmonton 18 vs New England Black Wolves 9 [5,257]
 1/31/2015 - Toronto 12 vs Calgary 11 [11,716]
 1/31/2015 - Rochester 17 vs Buffalo 11 [6,994]
 1/31/2015 - Vancouver Stealth 16 vs Colorado 13 [3,516]
 2/06/2015 - Minnesota 7 vs Rochester 6 (OT) [9,645]
 2/07/2015 - Buffalo 15 at Calgary 14 (OT) [10,312]
 2/13/2015 - Toronto 16 at Minnesota 4 [8,945]
 2/13/2015 - Edmonton 11 at Colorado 7 [16,082]
 2/14/2015 - Toronto 14 vs Minnesota 9 [8,668]
 2/14/2015 - Rochester 15 at Buffalo 10 [14,737]
 2/14/2015 - Vancouver Stealth 13 vs Calgary 9 [3,715]
 2/15/2015 - Edmonton 13 vs Colorado 7 [6,904]
 2/15/2015 - Rochester 15 at New England Black Wolves 10 [3,558]
 2/20/2015 - Toronto 13 vs New England Black Wolves 12 (OT) [7,743]
 2/21/2015 - Rochester 13 vs Buffalo 12 (OT) [6,669]
 2/21/2015 - Calgary 16 vs Vancouver Stealth 13 [11,645]
 2/22/2015 - Colorado 14 at New England Black Wolves 12 [3,711]
 2/27/2015 - Toronto 16 at Edmonton 15 (OT) [6,239]
 2/28/2015 - Buffalo 14 vs Colorado 11 [14,669]
 2/28/2015 - Rochester 12 vs Calgary 11 [7,018]
 2/28/2015 - Vancouver Stealth 21 vs Minnesota 15 [3,259]
 3/06/2015 - Toronto 17 at Colorado 9 [14,116]
 3/08/2015 - Calgary 12 at Edmonton 11 (OT) [6,202]
 3/13/2015 - Buffalo 15 vs Toronto 12 [12,903]
 3/14/2015 - Toronto 11 vs Buffalo 10 (OT) [11,460]
 3/14/2015 - New England Black Wolves 10 at Minnesota 9 [8,912]
 3/14/2015 - Rochester 13 at Calgary 7 [13,212]
 3/14/2015 - Edmonton 19 vs Vancouver Stealth 7 [5,808]
 3/15/2015 - Colorado 12 vs Minnesota 8 [13,045]
 3/20/2015 - Calgary 20 vs New England Black Wolves 9 [9,478]

3/21/2015 - Edmonton 11 at Toronto 9 [10,296]
 3/21/2015 - Buffalo 12 vs Minnesota 8 [14,601]
 3/21/2015 - Colorado 14 at Vancouver Stealth 11 [3,678]
 3/29/2015 - Minnesota 13 at New England Black Wolves 9 [5,014]
 3/28/2015 - Edmonton 16 at Rochester 3 [6,801]
 3/28/2015 - Toronto 12 at Calgary 10 [12,330]
 3/29/2015 - Colorado 12 vs Vancouver Stealth 6 [13,509]
 4/03/2015 - Rochester 11 at Toronto 7 [10,218]
 4/03/2015 - Minnesota 12 vs New England Black Wolves 8 [7,599]
 4/03/2015 - Colorado 9 vs Calgary 8 (OT) [15,027]
 4/03/2015 - Edmonton 15 vs Vancouver Stealth 14 (OT) [6,448]
 4/04/2015 - New England Black Wolves 12 at Buffalo 11 [13,674]
 4/04/2015 - Rochester 10 vs Minnesota 2 [6,294]
 4/04/2015 - Calgary 14 vs Colorado 9 [9,871]
 4/04/2015 - Edmonton 17 at Vancouver Stealth 10 [3,365]
 4/10/2015 - Toronto 14 vs Vancouver Stealth 7 [9,317]
 4/10/2015 - Calgary 9 vs Edmonton 8 [14,108]
 4/11/2015 - Rochester 14 vs Colorado 5 [7,988]
 4/11/2015 - Buffalo 12 at Minnesota 9 [8,986]
 4/11/2015 - Edmonton 11 vs Calgary 9 [7,289]
 4/12/2015 - Vancouver Stealth 11 at New England Black Wolves 9 [3,066]
 4/17/2015 - Toronto 15 vs New England Black Wolves 12 [9,271]
 4/17/2015 - Colorado 11 vs Rochester 10 [15,621]
 4/18/2015 - Calgary 10 at Minnesota 6 [8,131]
 4/18/2015 - Edmonton 13 vs Colorado 12 [7,645]
 4/18/2015 - Rochester 13 at Vancouver Stealth 9 [3,042]
 4/25/2015 - Buffalo 17 vs Vancouver Stealth 9 [15,897]
 4/25/2015 - Rochester 14 vs New England Black Wolves 6 [8,535]
 4/25/2015 - Edmonton 16 at Minnesota 12 [8,013]
 4/26/2015 - Buffalo 20 at New England Black Wolves 9 [3,036]
 5/01/2015 - Toronto 10 at New England Black Wolves 7 [3,514]
 5/02/2015 - Buffalo 20 vs New England Black Wolves 10 [15,374]
 5/02/2015 - Minnesota 13 vs Rochester 12 (OT) [9,086]
 5/02/2015 - Edmonton 13 at Colorado 10 [16,239]
 5/02/2015 - Calgary 14 at Vancouver Stealth 13 [4,833]
 5/08/2015* - Rochester 14 vs Buffalo 11 [6,527]
 5/09/2015* - Calgary 11 at Colorado 6 [16,027]
 5/15/2015* - Edmonton 10 vs Calgary 8 [7,690]
 5/16/2015* - Rochester 10 vs Toronto 9 [5,808]
 5/23/2015* - Toronto 11 vs Rochester 8 [10,210]
 5/23/2015* - Calgary 12 vs Edmonton 9 [12,785]
 5/23/2015*m - Toronto 8 vs Rochester 2 [10,210]
 5/23/2015*m - Edmonton 4 at Calgary 1 [12,785]
 5/30/2015*\$ - Edmonton 15 at Toronto 9 [9,257]
 6/05/2015*\$ - Edmonton 11 vs Toronto 10 [12,275]

HISTORY AND RECORDS

ALL-TIME RESULTS

2016 SEASON

1/01/2016 - Colorado 16 vs Georgia 15 [15,090]
 1/02/2016 - Saskatchewan 10 at Calgary 8 [11,977]
 1/09/2016 - Georgia 12 vs Toronto 7 [9,087]
 1/09/2016 - Buffalo 10 vs Calgary 9 [14,286]
 1/09/2016 - Colorado 16 at Rochester 14 [7,982]
 1/09/2016 - New England Black Wolves 17 at Vancouver Stealth 7 [4,230]
 1/14/2016 - Rochester 12 at Toronto 7 [9,387]
 1/15/2016 - Calgary 9 at New England Black Wolves 8 [5,589]
 1/15/2016 - Vancouver Stealth 13 at Saskatchewan 11 [9,147]
 1/16/2016 - Rochester 12 vs Toronto 5 [8,365]
 1/16/2016 - Colorado 15 vs Buffalo 14 (OT) [14,125]
 1/17/2016 - New England Black Wolves 11 at Georgia 6 [4,845]
 1/23/2016 - Buffalo 12 vs Toronto 6 [13,359]
 1/23/2016 - Colorado 14 at Vancouver Stealth 5 [3,626]
 1/29/2016 - Georgia 20 at Toronto 17 [10,345]
 1/29/2016 - Saskatchewan 12 vs Colorado 10 [8,624]
 1/30/2016 - New England Black Wolves 15 vs Buffalo 11 [3,874]
 1/30/2016 - Georgia 13 at Rochester 9 [8,770]
 1/30/2016 - Calgary 15 vs Vancouver Stealth 13 [13,769]
 2/05/2016 - Saskatchewan 19 vs Calgary 12 [9,580]
 2/06/2016 - Buffalo 12 vs New England Black Wolves 10 [13,556]
 2/06/2016 - Calgary 12 vs Georgia 11 [9,531]
 2/06/2016 - Vancouver Stealth 15 vs Colorado 7 [4,066]
 2/11/2016 - Colorado 9 vs Saskatchewan 7 [10,841]
 2/13/2016 - Rochester 16 vs Vancouver Stealth 15 (OT) [7,362]
 2/13/2016 - Colorado 13 at Calgary 8 [9,888]
 2/14/2016 - Buffalo 21 at Georgia 14 [4,971]
 2/14/2016 - New England Black Wolves 17 vs Toronto 16 (OT) [3,512]
 2/19/2016 - Toronto 14 vs Buffalo 12 [7,837]
 2/19/2016 - Saskatchewan 11 vs Rochester 8 [11,042]
 2/20/2016 - Georgia 19 at Buffalo 15 [14,515]
 2/20/2016 - Vancouver Stealth 14 vs Calgary 13 (OT) [3,974]
 2/26/2016 - Buffalo 19 at Saskatchewan 18 (OT) [10,433]
 2/27/2016 - Colorado 11 vs Vancouver Stealth 10 [14,009]
 2/27/2016 - Toronto 17 vs Rochester 6 [10,299]
 2/28/2016 - New England Black Wolves 16 vs Georgia 15 [3,744]
 2/28/2016 - Saskatchewan 12 at Calgary 11 (OT) [10,005]
 3/05/2016 - Rochester 9 at Calgary 8 (OT) [9,101]
 3/05/2016 - Colorado 14 vs New England Black Wolves 13 [15,009]
 3/05/2016 - Buffalo 13 at Vancouver Stealth 8 [3,382]
 3/11/2016 - Buffalo 13 vs Rochester 10 [18,751]
 3/11/2016 - Calgary 15 at Toronto 10 [8,178]
 3/12/2016 - Rochester 17 vs New England Black Wolves 13 [7,589]
 3/12/2016 - Saskatchewan 14 vs Georgia 8 [13,720]
 3/13/2016 - Toronto 9 vs Vancouver Stealth 6 [8,185]

3/18/2016 - Rochester 11 at Georgia 4 [4,523]
 3/19/2016 - Calgary 13 vs Colorado 9 [10,139]
 3/19/2016 - Saskatchewan 24 at Vancouver Stealth 16 [3,425]
 3/25/2016 - New England Black Wolves 16 vs Rochester 13 [3,604]
 3/25/2016 - Saskatchewan 11 at Toronto 9 [8,836]
 3/25/2016 - Buffalo 17 vs Vancouver Stealth 10 [14,301]
 3/25/2016 - Calgary 16 at Georgia 12 [3,348]
 3/26/2016 - New England Black Wolves 10 at Rochester 8 [7,582]
 3/26/2016 - Colorado 13 vs Calgary 12 (OT) [14,127]
 3/26/2016 - Saskatchewan 13 vs Toronto 8 [13,123]
 4/02/2016 - Colorado 12 at New England Black Wolves 10 [3,554]
 4/02/2016 - Buffalo 18 at Georgia 14 [3,355]
 4/02/2016 - Saskatchewan 11 vs Calgary 9 [14,941]
 4/02/2016 - Toronto 13 at Vancouver Stealth 11 [3,560]
 4/08/2016 - New England Black Wolves 14 vs Saskatchewan 13 [2,892]
 4/09/2016 - New England Black Wolves 14 at Toronto 10 [10,128]
 4/09/2016 - Buffalo 14 vs Rochester 12 [17,397]
 4/09/2016 - Calgary 16 vs Vancouver Stealth 12 [12,856]
 4/10/2016 - Georgia 17 vs Colorado 10 [3,577]
 4/15/2016 - Georgia 16 vs New England Black Wolves 9 [2,957]
 4/15/2016 - Toronto 12 vs Buffalo 9 [9,237]
 4/15/2016 - Saskatchewan 11 at Colorado 5 [11,544]
 4/16/2016 - Buffalo 14 vs Toronto 8 [17,270]
 4/16/2016 - Georgia 17 at Rochester 11 [8,570]
 4/16/2016 - Saskatchewan 11 vs Colorado 8 [15,027]
 4/16/2016 - Vancouver Stealth 13 vs Calgary 12 [3,156]
 4/23/2016 - New England Black Wolves 21 vs Georgia 11 [4,097]
 4/23/2016 - Buffalo 15 at Rochester 13 [10,716]
 4/23/2016 - Colorado 10 vs Toronto 5 [14,122]
 4/23/2016 - Vancouver Stealth 14 vs Saskatchewan 12 [4,409]
 4/29/2016 - Colorado 11 vs Vancouver Stealth 10 [15,622]
 4/30/2016 - Georgia 14 vs Vancouver Stealth 6 [5,347]
 4/30/2016 - Buffalo 12 vs New England Black Wolves 7 [19,070]
 4/30/2016 - Saskatchewan 13 at Rochester 9 [6,547]
 4/30/2016 - Calgary 18 vs Toronto 17 (OT) [15,980]
 5/01/2016 - Rochester 10 at New England Black Wolves 8 [2,895]
 5/06/2016* - New England Black Wolves 14 vs Georgia 13 (OT) [3,266]
 5/07/2016* - Calgary 11 at Colorado 10 (OT) [13,116]
 5/14/2016* - Saskatchewan 16 at Calgary 10 [12,211]
 5/16/2016* - Buffalo 15 at New England Black Wolves 10 [3,697]
 5/21/2016* - Buffalo 20 vs New England Black Wolves 15 [14,255]
 5/21/2016* - Saskatchewan 12 vs Calgary 9 [15,192]
 5/28/2016*\$ - Saskatchewan 11 at Buffalo 9 [12,692]
 6/04/2016*\$ - Saskatchewan 11 at Buffalo 10 [15,182]

HISTORY AND RECORDS

ALL-TIME RESULTS

2017 SEASON

12/29/2016 - Toronto 12 at Rochester 5 [8,137]
 12/30/2016 - Colorado 12 at Buffalo 8 [14,268]
 1/06/2017 - Vancouver 12 at Calgary 11 [11,510]
 1/07/2017 - Georgia 18 vs Saskatchewan 10 [4,809]
 1/07/2017 - Vancouver 15 at Colorado 9 [14,631]
 1/07/2017 - Rochester 15 vs New England 8 [6,256]
 1/14/2017 - Calgary 14 at Vancouver 10 [3,513]
 1/14/2017 - Georgia 18 at Buffalo 14 [13,915]
 1/14/2017 - Colorado 11 vs New England 10 [11,246]
 1/14/2017 - Toronto 13 vs Saskatchewan 11 [10,275]
 1/20/2017 - Calgary 14 at Colorado 12 [12,735]
 1/20/2017 - Georgia 14 vs New England 9 [2,386]
 1/21/2017 - Saskatchewan 16 vs Rochester 8 [15,007]
 1/21/2017 - Buffalo 21 vs Vancouver 15 [12,903]
 1/27/2017 - Saskatchewan 16 vs Vancouver 12 [14,502]
 1/28/2017 - Calgary 12 vs Colorado 8 [11,280]
 1/28/2017 - Georgia 14 at Vancouver 12 [3,456]
 1/28/2017 - Rochester 9 at Toronto 8 [10,817]
 1/28/2017 - New England 13 vs Buffalo 12 [7,074]
 2/03/2017 - Toronto 18 vs Buffalo 10 [8,314]
 2/03/2017 - New England 10 vs Rochester 9 [4,543]
 2/04/2017 - Saskatchewan 15 at Calgary 11 [13,558]
 2/04/2017 - Colorado 14 vs Georgia 10 [15,254]
 2/11/2017 - Georgia 17 vs New England 15 [4,189]
 2/11/2017 - Saskatchewan 21 at Rochester 12 [7,194]
 2/12/2017 - Toronto 11 at Calgary 7 [8,635]
 2/12/2017 - Colorado 10 at Vancouver 9 [3,015]
 2/17/2017 - Georgia 13 at Toronto 12 [8,385]
 2/17/2017 - New England 14 at Buffalo 11 [13,813]
 2/18/2017 - Toronto 10 at Rochester 6 [5,483]
 2/18/2017 - Vancouver 13 at Calgary 10 [9,361]
 2/18/2017 - Saskatchewan 8 vs Colorado 7 [15,037]
 2/19/2017 - Georgia 15 vs Rochester 9 [4,170]
 2/19/2017 - Buffalo 16 at New England 15 [5,381]
 2/25/2017 - Buffalo 15 vs Toronto 12 [15,297]
 2/25/2017 - Rochester 12 at Vancouver 8 [2,651]
 2/25/2017 - Saskatchewan 12 vs Calgary 11 [15,045]
 2/26/2017 - Colorado 14 at New England 9 [5,069]
 3/03/2017 - New England 10 at Toronto 9 [8,477]
 3/03/2017 - Buffalo 13 vs Rochester 9 [14,475]
 3/03/2017 - Colorado 18 vs Calgary 9 [15,898]
 3/04/2017 - Rochester 9 vs Buffalo 8 [6,102]
 3/04/2017 - Calgary 18 vs Georgia 11 [9,780]
 3/04/2017 - Vancouver 13 vs Saskatchewan 9 [2,876]
 3/11/2017 - Toronto 16 vs Calgary 10 [10,370]
 3/11/2017 - Saskatchewan 12 vs Colorado 11 [15,037]

3/12/2017 - Vancouver 10 at Colorado 6 [12,008]
 3/12/2017 - New England 13 vs Georgia 8 [5,324]
 3/17/2017 - Georgia 17 vs Calgary 8 [3,793]
 3/17/2017 - Colorado 14 at Toronto 11 [8,596]
 3/17/2017 - New England 12 vs Rochester 11 [4,449]
 3/17/2017 - Buffalo 15 at Vancouver 11 [2,853]
 3/24/2017 - Toronto 12 at Georgia 11 [3,654]
 3/24/2017 - Saskatchewan 13 vs Calgary 10 [15,039]
 3/25/2017 - Rochester 11 vs Buffalo 10 [8,765]
 3/25/2017 - Colorado 14 vs Saskatchewan 11 [15,144]
 3/25/2017 - Toronto 13 vs Vancouver 7 [9,266]
 3/25/2017 - Calgary 18 vs New England 13 [10,775]
 3/31/2017 - Vancouver 14 vs Toronto 11 [3,013]
 4/01/2017 - Georgia 21 vs Colorado 13 [3,903]
 4/01/2017 - Saskatchewan 17 at Buffalo 14 [16,419]
 4/01/2017 - Calgary 11 at Rochester 9 [6,824]
 4/02/2017 - New England 15 vs Toronto 14 [5,255]
 4/07/2017 - Georgia 21 at New England 12 [5,205]
 4/08/2017 - Calgary 13 vs Buffalo 8 [10,855]
 4/08/2017 - Saskatchewan 16 vs Vancouver 12 [15,045]
 4/14/2017 - Buffalo 13 at Toronto 8 [12,113]
 4/15/2017 - Vancouver 15 vs Calgary 11 [3,725]
 4/15/2017 - Georgia 17 vs Buffalo 16 [3,528]
 4/15/2017 - New England 13 at Saskatchewan 12 [14,532]
 4/15/2017 - Colorado 13 vs Rochester 7 [16,003]
 4/22/2017 - Saskatchewan 15 vs Toronto 10 [15,045]
 4/22/2017 - Vancouver 13 vs Colorado 7 [3,758]
 4/22/2017 - Rochester 15 vs New England 13 [5,816]
 4/22/2017 - Georgia 20 at Buffalo 7 [16,833]
 4/28/2017 - Georgia 13 at Rochester 10 [6,221]
 4/28/2017 - Saskatchewan 10 at Colorado 9 [17,209]
 4/29/2017 - Rochester 9 at Georgia 8 [5,126]
 4/29/2017 - Calgary 14 vs Saskatchewan 7 [18,845]
 4/29/2017 - Toronto 19 at Buffalo 15 [18,417]
 4/29/2017 - Vancouver 17 at New England 16 [6,326]
 5/06/2017* - Toronto 18 vs New England 10 [6,260]
 5/06/2017* - Colorado 13 at Vancouver 12 [4,011]
 5/13/2017* - Georgia 11 at Toronto 8 [7,329]
 5/20/2017* - Georgia 13 vs Toronto 9 [6,382]
 5/20/2017* - Saskatchewan 11 vs Colorado 10 [14,052]
 5/13/2017* - Saskatchewan 18 at Colorado 9 [11,012]
 6/04/2017*\$ - Georgia 18 vs Saskatchewan 14 [7,642]
 6/10/2017*\$ - Georgia 15 at Saskatchewan 14 [14,264]

NATIONAL LACROSSE LEAGUE

2017-18 REGULAR SEASON SCHEDULE

WEEK	GAME #	DAY	DATE	AWAY	HOME	LOCAL	WEEK	GAME #	DAY	DATE	AWAY	HOME	LOCAL
1	1	Friday	8-Dec-17	GRG	NE	7:30PM	12	42	Saturday	24-Feb-18	RCH	BUF	7:30PM
1	2	Friday	8-Dec-17	TOR	BUF	7:30PM	12	43	Saturday	24-Feb-18	CGY	SSK	7:30PM
1	3	Friday	8-Dec-17	COL	VAN	7:30PM	12	44	Saturday	24-Feb-18	NE	VAN	7:00PM
1	4	Saturday	9-Dec-17	CGY	RCH	7:30PM	13	45	Friday	2-Mar-18	RCH	NE	2:00PM
2	5	Friday	15-Dec-17	VAN	CGY	7:00PM	13	46	Saturday	3-Mar-18	GRG	TOR	7:00PM
2	6	Saturday	16-Dec-17	SSK	TOR	7:00PM	13	47	Saturday	3-Mar-18	VAN	SSK	7:30PM
3	7	Saturday	23-Dec-17	BUF	RCH	7:30PM	13	48	Saturday	3-Mar-18	BUF	COL	7:00PM
3	8	Saturday	23-Dec-17	NE	SSK	7:30PM	14	49	Saturday	10-Mar-18	GRG	RCH	7:30PM
3	9	Saturday	23-Dec-17	GRG	COL	7:00PM	14	50	Saturday	10-Mar-18	CGY	COL	7:00PM
4	10	Friday	29-Dec-17	VAN	NE	7:30PM	14	51	Sunday	11-Mar-18	NE	TOR	3:00PM
4	11	Friday	29-Dec-17	COL	CGY	7:00PM	15	52	Friday	16-Mar-18	SSK	BUF	7:30PM
4	12	Saturday	30-Dec-17	BUF	TOR	7:00PM	15	53	Friday	16-Mar-18	TOR	NE	7:30PM
4	13	Saturday	30-Dec-17	RCH	GRG	7:05PM	15	54	Saturday	17-Mar-18	RCH	CGY	7:00PM
5	14	Saturday	6-Jan-18	SSK	GRG	7:05PM	15	55	Saturday	17-Mar-18	COL	VAN	7:00PM
5	15	Saturday	6-Jan-18	CGY	BUF	7:30PM	15	56	Sunday	18-Mar-18	BUF	GRG	4:05PM
5	16	Saturday	6-Jan-18	TOR	VAN	7:00PM	16	57	Friday	23-Mar-18	BUF	NE	7:30PM
6	17	Friday	12-Jan-18	RCH	TOR	7:30PM	16	58	Saturday	24-Mar-18	NE	GRG	7:05PM
6	18	Saturday	13-Jan-18	NE	RCH	7:30PM	16	59	Saturday	24-Mar-18	TOR	CGY	7:00PM
6	19	Saturday	13-Jan-18	VAN	BUF	7:30PM	16	60	Saturday	24-Mar-18	VAN	COL	7:00PM
6	20	Saturday	13-Jan-18	SSK	COL	7:00PM	16	61	Saturday	24-Mar-18	RCH	SSK	7:30PM
6	21	Saturday	13-Jan-18	GRG	CGY	7:00PM	17	62	Friday	30-Mar-18	COL	TOR	7:30PM
7	22	Friday	19-Jan-18	BUF	SSK	7:30PM	17	63	Saturday	31-Mar-18	COL	RCH	7:30PM
7	23	Sunday	21-Jan-18	RCH	NE	2:00PM	17	64	Saturday	31-Mar-18	NE	BUF	7:30PM
8	24	Friday	26-Jan-18	VAN	COL	7:30PM	17	65	Saturday	31-Mar-18	CGY	VAN	7:00PM
8	25	Saturday	27-Jan-18	NE	TOR	7:00PM	18	66	Saturday	7-Apr-18	COL	SSK	7:30PM
8	26	Saturday	27-Jan-18	SSK	CGY	7:00PM	18	67	Sunday	8-Apr-18	CGY	NE	2:00PM
8	27	Saturday	27-Jan-18	GRG	VAN	7:00PM	18	68	Sunday	8-Apr-18	TOR	GRG	4:05PM
9	28	Friday	2-Feb-18	SSK	COL	7:30PM	19	69	Friday	13-Apr-18	RCH	TOR	7:30PM
9	29	Saturday	3-Feb-18	CGY	TOR	7:00PM	19	70	Friday	13-Apr-18	SSK	VAN	7:30PM
9	30	Saturday	3-Feb-18	BUF	RCH	7:30PM	19	71	Saturday	14-Apr-18	NE	COL	7:00PM
9	31	Saturday	3-Feb-18	VAN	SSK	7:30PM	19	72	Saturday	14-Apr-18	BUF	CGY	7:00PM
10	32	Friday	9-Feb-18	BUF	NE	7:30PM	19	73	Saturday	14-Apr-18	GRG	SSK	7:30PM
10	33	Saturday	10-Feb-18	GRG	BUF	7:30PM	20	74	Saturday	21-Apr-18	NE	RCH	7:30PM
10	34	Saturday	10-Feb-18	TOR	RCH	8:00PM	20	75	Saturday	21-Apr-18	TOR	BUF	7:30PM
10	35	Saturday	10-Feb-18	COL	CGY	7:00PM	20	76	Saturday	21-Apr-18	CGY	VAN	7:00PM
10	36	Saturday	10-Feb-18	SSK	VAN	7:00PM	21	77	Saturday	28-Apr-18	VAN	GRG	7:05PM
10	37	Sunday	11-Feb-18	RCH	GRG	6:05PM	21	78	Saturday	28-Apr-18	RCH	BUF	7:30PM
11	38	Friday	16-Feb-18	VAN	CGY	7:00PM	21	79	Saturday	28-Apr-18	TOR	COL	7:00PM
11	39	Saturday	17-Feb-18	TOR	GRG	7:05PM	21	80	Saturday	28-Apr-18	CGY	SSK	7:30PM
11	40	Saturday	17-Feb-18	SSK	RCH	7:30PM	21	81	Sunday	29-Apr-18	GRG	NE	5:00PM
11	41	Sunday	18-Feb-18	COL	NE	2:00PM	11	41	Sunday	18-Feb-18	COL	NE	2:00PM



**NATIONAL
LACROSSE
LEAGUE™**

NLLTV.COM

**GET ALL THE ACTION,
ALL THE TIME!**

