



**N.L.L.**  
NATIONAL LACROSSE LEAGUE

**2015**

# MEDIA GUIDE



## TABLE OF CONTENTS



### NLL INTRODUCTION

Table of Contents/Staff Directory .....	1
Introduction to the NLL .....	2
2015 Division and Playoff Formats .....	2
Lacrosse Talk .....	3
Playoff Tiebreakers .....	4-5

### TEAM INFORMATION

Buffalo Bandits .....	6-12
Calgary Roughnecks .....	13-19
Colorado Mammoth .....	20-26
Edmonton Rush .....	27-32
Minnesota Swarm .....	33-37

New England Black Wolves .....	38-43
Rochester Knighthawks .....	44-50
Toronto Rock .....	51-57
Vancouver Stealth .....	58-63

### HISTORY AND RECORDS

Pro Indoor Lacrosse Timeline .....	64-72
League Award Winners and Honors .....	73
League All-Pros .....	74-76
All-Rookie Teams .....	77
Regular Season and Playoff Career Records .....	78
Single-Season Records .....	79
Single-Season Rookie Records .....	80

Single-Game Individual and Team Records .....	81
Miscellaneous Single-Game Records .....	82
All-Time Regular Season Coaching Records .....	83
All-Time Playoff Coaching Records .....	84
Yearly Leaders .....	85
Championship Game History .....	86
Championship Game Records .....	86
All-Star Game History .....	87
Year-by-Year Standings .....	88-93
All-Time Game Results .....	94-103
First Round Draft History .....	104-105

### NATIONAL LACROSSE LEAGUE STAFF DIRECTORY

53 West 36th Street, Suite 406 • New York, NY 10018

Commissioner .....	George Daniel
VP of Lacrosse Operations .....	Brian Lemon
VP of Broadcast Services and Communications .....	Doug Fritts
Director of Business and Administrative Operations .....	Justin Rubino
Director of Business Development .....	Dan Gacetta
Media Relations and Social Media Coordinator .....	Jeff Baker
Head Statistician .....	Rob Benson

## 2015 NLL MEDIA GUIDE AND RECORD BOOK

The 2015 National Lacrosse League Media Guide and Record Book is a production of the National Lacrosse League. The guide was designed by Eric Rhew. Data was provided by Rob Benson, NLL Head Statistician. Editorial assistance provided by Doug Fritts and Jeff Baker. Photos provided by Craig Abel, Dan Brodie, Jack Dempsey, Dale MacMillan, Larry Palumbo, Scott Pierson, Brad Watson and Bill Wippert.



## INTRODUCTION TO THE NLL

The National Lacrosse League Guide and Record Book profiles the league's history and sets the scene for the 2015 season, the 29th season of professional indoor lacrosse. The league played its inaugural game in January 1987, in what was first-known as the Eagle Pro Box Lacrosse League. In 1988, the name was changed to the Major Indoor Lacrosse League (MILL). The MILL became the National Lacrosse League (NLL) following the 1997 season. All of the statistics and records in this book encompass all 28 seasons of the league's existence. Therefore, a League Record is one that covers all three names and the league's entire 28-year history. A complete timeline of the major events in league history can be found in this book.

The National Lacrosse League plays indoor lacrosse. The game is a hybrid, combining parts of box lacrosse (played inside the confines of an ice hockey rink on a turf surface or concrete surface, more prevalent in Canada) with field lacrosse (played on an outdoor field, either on grass or turf, more prevalent in the United States). Indoor lacrosse was designed to combine the most exciting elements of box and field lacrosse. The game is played inside the confines of an ice hockey rink, with glass and rink boards intact. The playing surface is artificial turf, which is placed directly over the arena's ice surface. Each team plays with five runners and a goaltender. The combination of the confined playing area and the physical play leads many fans to describe indoor lacrosse as "like hockey, on foot, with more scoring."

A combined 23 goals are scored in the average NLL game. Indoor lacrosse is similar to basketball in terms of its frequent scoring, use of a shot clock (30 seconds), and use of the over-and-back rule. When teams are on offense, they often spread the floor and pass the ball around in a manner similar to that of basketball.

The NLL game is also played in four quarters, each 15 minutes in length. Games that are tied at the end of regulation are decided in overtime, where the first team to score wins the game. There are no tie games and there are no points or credit awarded for an "overtime loss" in the NLL. The standings and team records are strictly Wins-Losses.

Each team plays an 18-game regular season schedule. The NLL schedule is structured in a similar fashion to that of the National Football League. All games are played on the weekends. The weekends of the schedule are numbered. Opening weekend of the season is Week #1.

As the League has grown, so has the schedule. Here is a look at schedule growth in recent League history:

1996: 10-game schedule	2002: 16-game schedule
1997: 12-game schedule	2014: 18-game schedule
2001: 14-game schedule	

## COMMISSIONER GEORGE DANIEL

George Daniel is entering his 15th year with the National Lacrosse League and his seventh season as NLL Commissioner. Prior to being Commissioner, Daniel served as Deputy Commissioner & General Counsel for the league for seven seasons and served as a team president for one year. Daniel, a native of Easton, Pennsylvania, is a graduate of Temple University School of Law and a member of the Pennsylvania Bar.



## 2015 DIVISIONS & PLAYOFF SCENARIOS

A total of six NLL teams, the top three clubs in each division's standings, will qualify for the playoffs. The two regular season division champions will earn a first-round bye as top seeds. The second seed will host the third seed in their respective division for the single-game elimination Division Semifinal in the first round.

The first two rounds of the playoffs shall remain under the same format as last year with single elimination for both first-round Division Semifinal games along with a two-game series for the Division Finals. The top seed from each division plays the winner of the Division Semifinal game between the second and third seeds, with the lower-seeded team hosting the first game and the higher seed hosting the second game of the series. As adopted for 2014, a 10-minute tiebreaker game will be played immediately following Game 2 of the Division Finals should the series be tied 1-1.

New for 2015, the Champion's Cup Finals will expand to a full best-of-three series with the higher-seeded team hosting Game 1 and Game 3 (if necessary).

The league's divisions remained intact from last season with the Buffalo Bandits, Minnesota Swarm, New England Black Wolves, Rochester Knighthawks and Toronto Rock in the five-team East Division. The four-team West Division is comprised of the Calgary Roughnecks, Colorado Mammoth, Edmonton Rush and Vancouver Stealth.



**NLL**  
NATIONAL LACROSSE LEAGUE



## LACROSSE TALK

**Assist** - Awarded to the player or players (maximum of two) who touched the ball prior to the goal, provided no defender plays or possesses the ball in between.

**Body Check** - Slowing or stopping an opponent in possession of the ball. The check must be above the waist and below the shoulders.

**Breakaway** - One-on-one scoring opportunity with the offensive player and the goaltender.

**Cradling (the ball)** - The back and forward motion of the stick with the ball in the pocket. The cradling keeps the ball inside the pocket, making it difficult for the defender to dislodge or take it away.

**Crease** - Nine-foot radius area which surrounds the goals at each end of the playing surface. A goal is disallowed if a player scores while standing inside this area or steps on the line that defines the crease.

**Cross Check** - Using the shaft of the stick between his hands, the defensive player tries to push on the opponent's arm forcing a poor pass or shot.

**Face-Off** - At the start of the game, any quarter of play, and after a goal is scored, the ball is placed in the center circle and two opposing players face each other in a scrum of possession.

**Goal** - Awarded to the last player on the scoring club to touch the ball prior to the ball entering the net.

**Hidden Ball Play** - A player without the ball starts to cradle his stick drawing the attention of the defense while another teammate candidly passes the ball or shoots on net.

**Loose Ball** - There is no possession and the ball is bouncing, rolling or rebound off the boards or goaltender. Loose balls are also sometimes referred to as ground balls.

**Major Penalty** - Five minutes in length. Penalty time expires on the scoring of three goals, but penalized player must remain in penalty box for full five minutes.

**Man Down** - A team is considered this, or short-handed, when they must send out a four- or three-man unit as a result of having one or two of their players in the penalty box.

**Minor Penalty** - Two minutes in length. Penalty expires upon the scoring of a goal; penalized player returns to floor.

**Offensive Screen** - Legal action by an attacking player to impede the defensive coverage of a defender on an attacking player "without" possession of the ball.

**Outlet Pass** - The first pass from the goaltender that begins the transition from defense to offense.

**Penalty Box** - Off-field area, near midfield, where players serve penalty time.

**Pick** - Legal interference by an offensive player from a set position on a defensive player who is playing defense on the ball carrier. If two players execute the pick, it is referred to as a double pick.

**Power Play** - When a team has a(n extra) man advantage because of a penalty situation against the opposing team. Power plays can take the form of five-on-four, five-on-three, or four-on-three. Following are some examples of what is and is not considered a power-play goal:

- If a club has an advantage on a minor penalty starting at 2:02 of the quarter and it scores at 4:02, the goal is not a power-play goal.
- If a club scores on a delayed penalty, the goal is not a power-play goal.
- If a club has an advantage due to a five-minute major penalty, that club is always credited with having one more advantage than the number of power-play goals it scores during that advantage; because the penalty does not expire, a new advantage begins after such a power-play goal. For example, if Team A scores one goal during a major penalty, it is credited with two advantages.
- If a club is on a power play for any length of time, it is considered to have had an advantage.
- A double minor constitutes two opportunities.

**Screen Shot** - A shot on goal that is difficult for the goaltender to see because of the high amount of player traffic in front of the crease area.

**Short-Handed Goal** - scored by a club while it is at a manpower disadvantage due to a penalty.

**Shot On Goal** - if a player shoots the ball with the intention of scoring and if that shot would have gone in the net had the goaltender not stopped it, the shot is recorded as a shot "on goal". Shots which hit either of the goalposts or the crossbar are also credited as a shot on goal.

**Technical Penalty** - Result in loss of possession of the ball. Minor violation; no time penalty.

**Tenths Of A Second** - if a penalty or goal occurs in the last minute of a quarter, the time is rounded off to the previous second (i.e. - if a penalty is called with 14.6 seconds left in the quarter, the time is indicated as 14:45, and not 14:46.





## PLAYOFF TIEBREAKERS

The National Lacrosse League has announced tiebreaker scenarios to be used to determine order of finish in the standings and seedings coinciding with the playoff format for the 2015 NLL season.

### Example A-1 (Divisional Seeding – 2 Team Tie):

'Team A' and 'Team B', both within the same division, each finish with identical 9-9 records. To determine the order of finish, Tiebreaker A, head-to-head winning percentage, is first applied. Their head to head results are as follows:

'Team A' 1-2 vs 'Team B' (.333)  
'Team B' 2-1 vs 'Team A' (.667)

Tiebreaker A resolves the tie. 'Team B' has the superior winning percentage, they finish ahead of 'Team A'.

The order of finish in this scenario is as follows:

1. Team B
2. Team A

### Example A-2 (Divisional Seeding – 2 Team Tie, Identical Head to Head Win %):

'Team A' and 'Team B', both within the same division, each finish with identical 9-9 records. To determine the order of finish, Tiebreaker A, head-to-head winning percentage, is first applied. Their head to head results are as follows:

'Team A' 2-2 vs 'Team B' (.500)  
'Team B' 2-2 vs 'Team A' (.500)

As Tiebreaker A cannot resolve the tie, Tiebreaker B, Division winning percentage, is applied to determine the order of finish. The following is the divisional results of each team:

'Team A' 7-5 against divisional opponents (.583)  
'Team B' 6-6 against divisional opponents (.500)

Tiebreaker B resolves the tie. As a result, 'Team A' would win the divisional tiebreaker, and would finish first between the two teams.

The order of finish in this scenario is as follows:

1. Team A
2. Team B

### Example A-3 (Divisional Seeding – 2 Team Tie, Identical Head to Head Winning Percentage, Identical Division Winning Percentage):

'Team A' and 'Team B', both within the same division, each finish with identical 9-9 records. To determine the order of finish, Tiebreaker A, head-to-head winning percentage, is first applied. Their head to head results are as follows:

'Team A' 2-2 vs 'Team B' (.500)  
'Team B' 2-2 vs 'Team A' (.500)

As Tiebreaker A cannot resolve the tie, Tiebreaker B, Division winning percentage, is applied to determine the order of finish. The following is the divisional results of each team:

'Team A' 6-6 against divisional opponents (.500)  
'Team B' 6-6 against divisional opponents (.500)

As Tiebreaker B cannot resolve the tie, Tiebreaker C, Head to Head goal differential, is applied to determine the order of finish. The following is the Head to Head goal differential between the teams:

'Team A' +4 goal differential vs. 'Team B' (combined scores = 63-59)  
'Team B' -4 goal differential vs. 'Team A' (combined scores = 59-63)

Tiebreaker C resolves the tie. As a result, 'Team A' would win the head to head goal differential tiebreaker, and would finish first between the two teams.

The order of finish in this scenario is as follows:

1. Team A
2. Team B

### Example B-1 (Divisional Seeding – 3+ Team Tie):

'Team A', 'Team B', and 'Team C', who are all in the same division, each finish with identical 9-9 records. To determine the order of finish, Tiebreaker A, head-to-head winning percentage, is first applied.

'Team A' 1-2 vs 'Team B' 3-0 vs 'Team C' (.667)  
'Team B' 2-1 vs 'Team A' 1-2 vs 'Team C' (.500)  
'Team C' 0-3 vs 'Team A' 2-1 vs 'Team B' (.333)

Tiebreaker A resolves the three-team tie.

In this scenario, the order of finish between the three teams is as follows:

1. Team A
2. Team B
3. Team C

### Example B-2 (Divisional Seeding – 3+ Team Tie, One Team with Superior Head to Head Win %):

'Team A', 'Team B', and 'Team C', who are all in the same division, each finish with identical 9-9 records. To determine the order of finish, Tiebreaker A, head-to-head winning percentage, is first applied.

'Team A' 3-0 vs 'Team B' 3-0 vs 'Team C' (1.000)  
'Team B' 0-3 vs 'Team A' 2-2 vs 'Team C' (.286)  
'Team C' 0-3 vs 'Team A' 2-2 vs 'Team B' (.286)

As a result of Tiebreaker A, Team A finishes first in the order of finish between the three teams. 'Team B' and 'Team C' now revert back to Tiebreaker A to determine their order of finish. Since both teams finished with a head to head winning percentage of .500, Tiebreaker B, Division winning percentage, is applied to determine their order of finish.

'Team B' 6-6 against divisional opponents (.500)  
'Team C' 4-10 against divisional opponents (.286)

Team B wins tiebreaker B, and thus finishes ahead of Team C in the order of finish.

In this scenario, the order of finish between the three teams is as follows:

1. Team A
2. Team B
3. Team C

### Example B-3 (Divisional Seeding – 3+ Team Tie, Two Teams with Identical Superior Head to Head Win %):

'Team A', 'Team B', and 'Team C', who are all in the same division, each finish with identical 9-9 records. To determine the order of finish, Tiebreaker A, head-to-head winning percentage, is first applied.

'Team A' 1-2 vs 'Team B' 3-0 vs 'Team C' (.667)  
'Team B' 2-1 vs 'Team A' 2-1 vs 'Team C' (.667)  
'Team C' 0-3 vs 'Team A' 1-2 vs 'Team B' (.167)

As a result of Tiebreaker A, Team C finishes last in the order of finish between the three teams. 'Team A' and 'Team B' now revert back to Tiebreaker A to determine their order of finish.

'Team A' 1-2 vs 'Team B' (.333)  
'Team B' 2-1 vs 'Team A' (.667)

Since 'Team B' has the superior winning percentage in head-to-head games with 'Team A', 'Team B' finishes above 'Team A' in the order of finish.

In this scenario, the order of finish between the three teams is as follows:

1. Team B
2. Team A
3. Team C

### Example B-4 (Divisional Seeding – 3+ Team Tie, All Teams with Identical Head to Head Win %):

'Team A', 'Team B', and 'Team C', who are all in the same division, each finish with identical 9-9 records. To determine the order of finish, Tiebreaker A, head-to-head winning percentage, is first applied. Each team has a head-to-head record of 3-3 (.500 winning percentage) against each other as follows:

'Team A' 1-2 vs 'Team B' 2-1 vs 'Team C' (.500)  
'Team B' 2-1 vs 'Team A' 1-2 vs 'Team C' (.500)  
'Team C' 1-2 vs 'Team A' 2-1 vs 'Team B' (.500)

As Tiebreaker A cannot resolve the tie, Tiebreaker B, Division winning percentage, is applied to determine the order of finish. The following is the divisional winning percentage of each team:

'Team A' 7-5 against divisional opponents (.583)  
'Team B' 7-5 against divisional opponents (.583)  
'Team C' 5-7 against divisional opponents (.417)

As a result, 'Team C' places third in the final order of finish between the teams.



## PLAYOFF TIEBREAKERS

'Team A' and 'Team B' would then revert back to the first step of the divisional tiebreakers, Tiebreaker A, which is head-to-head winning percentage.

'Team A' 1-2 vs 'Team B' (.333)

'Team B' 2-1 vs 'Team A' (.667)

As a result, 'Team B' wins the tiebreaker and finishes first in the order of finish.

In this scenario, the order of finish between the three teams is as follows:

1. Team B
2. Team A
3. Team C

### Example C-1 (Overall Seeding – 2 Team Tie):

'Team A' and 'Team B', in different divisions, each finish with identical 9-9 records. To determine the order of finish, Tiebreaker A, head-to-head winning percentage, is first applied. Their head to head results are as follows:

'Team A' 1-2 vs 'Team B' (.333)

'Team B' 2-1 vs 'Team A' (.667)

Tiebreaker A resolves the tie. Since 'Team B' has the superior winning percentage, they finish ahead of 'Team A'.

The order of finish in this scenario is as follows:

1. Team B
2. Team A

### Example C-2 (Divisional Seeding – 2 Team Tie, Identical Head to Head Win %):

'Team A' and 'Team B', in different divisions, each finish with identical 9-9 records. To determine the order of finish, Tiebreaker A, head-to-head winning percentage, is first applied. Their head to head results are as follows:

'Team A' 2-2 vs 'Team B' (.500)

'Team B' 2-2 vs 'Team A' (.500)

As Tiebreaker A cannot resolve the tie, Tiebreaker B, winning percentage against common opponents played an equal number of times, is applied to determine the order of finish. The following is the teams' records against opponents played an equal number of times:

'Team A' 1-1 vs 'Team C' 0-1 vs 'Team D' (.333)

'Team B' 1-1 vs 'Team C' 1-0 vs 'Team D' (.667)

Tiebreaker B resolves the tie. As a result, 'Team B' would win the overall tiebreaker, and would finish first between the two teams.

The order of finish in this scenario is as follows:

1. Team B
2. Team A

### Example C-3a (Overall Seeding, Three Teams):

'Team A', 'Team B', and 'Team C' all finish the regular season with identical 10-8 records. 'Team A' and 'Team B' are in the East Division, while 'Team C' is in the West Division. Divisional tiebreakers are first applied wherever possible. Tiebreaker A, head-to-head winning percentage, is first applied:

'Team A' 2-0 vs 'Team B' (1.000)

'Team B' 0-2 vs 'Team A' (.000)

As 'Team C' does not have the same record as any other team in their division, they are not included in this step. As a result, 'Team A' and 'Team B' are each the top seeded tied clubs in their respective divisions. Overall tiebreakers are then applied between 'Team A' and 'Team C'. Tiebreaker A, head-to-head winning percentage, is first applied:

'Team A' 0-1 vs 'Team C' (.000)

'Team C' 1-0 vs 'Team A' (1.000)

'Team C' would win the three-way tiebreaker and would finish first in the order of finish.

In this scenario, the order of finish between the three teams is as follows:

1. Team C
2. Team A
3. Team B

### Example C-3b (Overall Seeding, Three Teams):

'Team A', 'Team B', and 'Team C' all finish the regular season with identical 10-8 records. 'Team A' and 'Team B' are in the East Division, while 'Team C' is in the West Division. Divisional tiebreakers are first applied wherever possible. Tiebreaker A, head-to-head winning percentage, is first applied:

'Team A' 2-0 vs 'Team B' (1.000)

'Team B' 0-2 vs 'Team A' (.000)

As 'Team C' does not have the same record as any other team in their division, they are not included in this step. As a result, 'Team A' and 'Team B' are each the top seeded tied clubs in their respective divisions. Overall tiebreakers are then applied between 'Team A' and 'Team C'. Tiebreaker A, head-to-head winning percentage, is first applied:

'Team A' 1-0 vs 'Team C' (1.000)

'Team C' 0-1 vs 'Team A' (.000)

'Team A' would win the three-way tiebreaker and would be seeded first in the order of finish. Overall tiebreakers are then re-applied between 'Team C' and 'Team B' to determine which team will be seeded second of the three tied clubs.

'Team B' 0-1 vs 'Team C' (.000)

'Team C' 1-0 vs 'Team B' (1.000)

'Team C' would be seeded above 'Team B'.

In this scenario, the order of finish between the three teams is as follows:

1. Team A
2. Team C
3. Team B

### Example C-4 (Overall seeding, 4+ Teams):

'Team A', 'Team B', 'Team C' and 'Team D' all finish the regular season with identical 10-8 records. 'Team A' and 'Team B' are in the East Division, while 'Team C' and 'Team D' are in the West Division. Divisional tiebreakers are first applied wherever possible. Tiebreaker A, head-to-head winning percentage, is first applied:

'Team A' 2-0 vs 'Team B' (1.000)

'Team B' 0-2 vs 'Team A' (.000)

'Team C' 2-0 vs 'Team D' (1.000)

'Team D' 0-2 vs 'Team C' (.000)

As a result, 'Team A' and 'Team C' are each the top seeded tied clubs in their respective divisions. Overall tiebreakers are then applied between 'Team A' and 'Team C'. Tiebreaker A, head-to-head winning percentage, is first applied:

'Team A' 0-1 vs 'Team C' (.000)

'Team C' 1-0 vs 'Team A' (1.000)

'Team C' would be seeded first in the order of finish between the four teams.

Overall tiebreakers are then re-applied between 'Team A' and 'Team D' to determine which team will be seeded second in the order of finish between the four tied clubs. Tiebreaker A, head-to-head winning percentage, is first applied:

'Team A' 0-1 vs 'Team D' (.000)

'Team D' 1-0 vs 'Team A' (1.000)

As a result, 'Team D' would be seeded second in the order of finish between the four teams.

Divisional Tiebreaker A would be applied to 'Team A' and 'Team B' to determine their place in the order of finish. Tiebreaker A, head-to-head winning percentage, is as follows:

'Team A' 2-0 vs 'Team B' (1.000)

'Team B' 0-2 vs 'Team A' (.000)

'Team A' would finish above 'Team B' in the order of finish.

In this scenario, the order of finish between the three teams is as follows:

1. Team C
2. Team D
3. Team A
4. Team B



# BUFFALO BANDITS

First Niagara Center • One Seymour H. Knox III Plaza • Buffalo, NY 14203 • Phone: 716-855-4184 • [www.bandits.com](http://www.bandits.com)




Owner: ..... Terrence M. Pegula  
 Governor & Legal Counsel: ..... Dave Zygaj  
 Director of Operations & Alternate Governor: ..... Scott Loffler  
 Head Coach: ..... Troy Cordingley  
 General Manager: ..... Steve Dietrich  
 Assistant Coaches: ..... Rich Kilgour, Dan Teat  
 Scouts: ..... Rob Buchan, Rusty Kruger, Dave Pym, Steve Toll  
 Public and Media Relations Manager: ..... Chris Dierken  
 Phone: ..... 716-855-4417  
 E-Mail: ..... [chris.dierken@sabres.com](mailto:chris.dierken@sabres.com)  
 Athletic Trainer: ..... Greg DeLuke  
 Equipment Manager: ..... Ted Cordingley  
 Broadcast Partners: ..... WWKB-AM 1520 (Radio), TSN, Universal Sports Network, WatchESPN & NLL LIVE



**Steve Dietrich**  
General Manager

## TEAM INFORMATION

Home Arena/Seating Capacity ..... First Niagara Center/19,070  
 NLL Team Established ..... 1992  
 Colors ..... Black, Orange, Pantone Violet and White



**Troy Cordingley**  
Head Coach



**Chris Dierken**  
Public Relations

### 2015 Schedule

Date	Time	Away	Home
Fri, Jan 02	7:00 PM	Buffalo	New England
Sat, Jan 03	7:30 PM	Edmonton	Buffalo
Sat, Jan 17	10:00 PM	Buffalo	Vancouver
Fri, Jan 23	7:30 PM	Buffalo	Toronto
Fri, Jan 30	7:30 PM	Minnesota	Buffalo
Sat, Jan 31	7:30 PM	Buffalo	Rochester
Sat, Feb 07	9:00 PM	Buffalo	Calgary
Sat, Feb 14	7:30 PM	Rochester	Buffalo
Sat, Feb 21	7:30 PM	Buffalo	Rochester
Sat, Feb 28	7:30 PM	Colorado	Buffalo
Fri, Mar 13	7:30 PM	Toronto	Buffalo
Sat, Mar 14	7:00 PM	Buffalo	Toronto
Sat, Mar 21	7:30 PM	Minnesota	Buffalo
Sat, Apr 04	7:30 PM	New England	Buffalo
Sat, Apr 11	8:00 PM	Buffalo	Minnesota
Sat, Apr 25	7:30 PM	Vancouver	Buffalo
Sun, Apr 26	6:00 PM	Buffalo	New England
Sat, May 02	7:30 PM	New England	Buffalo

### 2014 Results

Regular Season Record: 8-10 • Playoffs: 2-2

Date	Away	Home
Sat, Dec 28	Philadelphia 17	Buffalo 13
Fri, Jan 10	Toronto 10	Buffalo 12
Sun, Jan 12	Buffalo 12	Philadelphia 11
Sat, Jan 18	Buffalo 16	Colorado 9
Sat, Jan 25	Rochester 10	Buffalo 11
Sat, Feb 01	Toronto 10	Buffalo 12
Sat, Feb 08	Buffalo 6	Rochester 9
Sat, Feb 15	Philadelphia 7	Buffalo 13
Sat, Mar 08	Minnesota 9	Buffalo 12
Sat, Mar 15	Colorado 9	Buffalo 12
Fri, Mar 21	Buffalo 5	Edmonton 14
Sun, Mar 23	Buffalo 9	Minnesota 10
Sat, Mar 29	Buffalo 8	Vancouver 12
Sat, Apr 05	Calgary 16	Buffalo 13
Sat, Apr 12	Buffalo 9	Minnesota 10
Fri, Apr 18	Buffalo 9	Toronto 13
Sat, Apr 19	Buffalo 4	Rochester 8
Sat, Apr 26	Rochester 16	Buffalo 14
Sat, May 03*	Buffalo 15	Toronto 13
Sat, May 10*	Rochester 8	Buffalo 12
Sat, May 17*	Buffalo 8	Rochester 13
Sat, May 17*^	Buffalo 1	Rochester 2

\* - Playoff Game; ^ - Mini Game





## BANDITS 2014 REGULAR SEASON STATISTICS

#	Name	GP	G	A	PTS	PIM	PPG	SHG	S	SOG	SOFF	LB	TO	FT	FO	FOW	FOL	FO%
17	Ryan Benesch	18	25	53	78	10	7	3	182	124	58	88	66	9	0	0	0	0.0
9	Mark Steenhuis	18	31	32	63	21	4	0	193	133	60	108	57	1	0	0	0	0.0
92	Dhane Smith	18	20	39	59	9	3	0	151	111	40	79	29	17	8	2	6	25.0
11	John Tavares	16	24	27	51	31	8	0	151	98	53	78	39	2	0	0	0	0.0
51	Shawn Williams	18	13	36	49	8	4	1	96	75	21	44	26	3	0	0	0	0.0
5	Joe Resetarits	17	25	17	42	2	3	0	159	109	50	65	27	5	0	0	0	0.0
23	Steve Priolo	18	8	18	26	65	0	3	39	26	13	99	20	31	0	0	0	0.0
90	Jamie Rooney	12	8	13	21	4	2	0	49	38	11	32	26	0	0	0	0	0.0
10	Aaron Wilson	8	8	5	13	9	2	1	60	48	12	30	15	2	0	0	0	0.0
19	Chad Culp	17	7	4	11	28	0	0	38	28	10	59	16	12	0	0	0	0.0
75	Jay Thorimbert	18	5	6	11	6	0	1	17	15	2	191	12	11	454	253	201	55.7
55	Mitch Wilde	10	4	7	11	4	0	0	17	14	3	32	1	6	0	0	0	0.0
44	Anthony Cosmo	13	0	10	10	2	0	0	0	0	0	16	5	2	0	0	0	0.0
8	Kevin Brownell	12	3	4	7	12	0	0	20	18	2	44	7	10	0	0	0	0.0
27	Glen Bryan	14	1	6	7	4	0	0	6	5	1	72	7	4	0	0	0	0.0
42	Rory Smith	18	0	6	6	36	0	0	1	1	0	56	4	13	0	0	0	0.0
22	Andrew Watt	9	3	2	5	23	0	0	8	8	0	26	3	9	0	0	0	0.0
24	Mitch Jones	4	2	3	5	4	1	0	21	13	8	22	8	0	0	0	0	0.0
7	Derek Suddons	17	0	5	5	4	0	0	6	3	3	51	8	11	0	0	0	0.0
13	David Brock	12	1	1	2	16	0	0	4	2	2	53	3	10	3	0	3	0.0
4	Joel Mathews	2	2	0	2	2	0	0	11	9	2	4	3	0	0	0	0	0.0
3	Billy Dee Smith	13	0	2	2	29	0	0	1	0	1	24	1	9	0	0	0	0.0
38	Kurtis Wagar	1	0	0	0	0	0	0	0	0	0	1	0	0	0	0	0	0.0

## GOALTENDER

#	Name	GP	MIN	W	L	SOG	GA	GAA	SV	SV%
44	Anthony Cosmo	18	1063:36	8	9	943	191	10.77	752	.797
38	Kurtis Wagar	18	25:05	0	1	20	4	9.57	16	.800



**BANDITS 2014 PLAYOFF STATISTICS**

#	Name	GP	G	A	PTS	PIM	PPG	SHG	S	SOG	SOFF	LB	TO	FT	FO	FOW	FOL	FO%
17	Ryan Benesch	4	8	9	17	0	2	0	44	27	17	13	3	0	0	0	0	0.0
9	Mark Steenhuis	4	6	10	16	2	2	0	40	24	16	23	7	1	0	0	0	0.0
92	Dhane Smith	4	7	7	14	0	0	0	35	22	13	12	2	0	0	0	0	0.0
11	John Tavares	4	7	5	12	0	2	0	27	20	7	17	5	0	0	0	0	0.0
5	Joe Resetarits	4	1	4	5	2	0	0	32	20	12	12	5	0	0	0	0	0.0
51	Shawn Williams	4	1	4	5	2	0	0	5	5	0	7	5	0	0	0	0	0.0
19	Chad Culp	4	2	3	5	6	0	0	8	6	2	10	4	2	0	0	0	0.0
90	Jamie Rooney	4	3	1	4	2	0	0	11	8	3	3	2	0	0	0	0	0.0
13	David Brock	4	0	4	4	2	0	0	2	2	0	15	0	5	0	0	0	0.0
7	Derek Suddons	4	0	2	2	4	0	0	3	3	0	11	0	0	0	0	0	0.0
23	Steve Priolo	4	0	2	2	4	0	0	1	0	1	24	1	2	0	0	0	0.0
44	Anthony Cosmo	4	0	2	2	0	0	0	0	0	0	2	2	0	0	0	0	0.0
22	Andrew Watt	4	1	0	1	0	0	0	3	3	0	8	0	5	0	0	0	0.0
75	Jay Thorimbert	4	0	1	1	0	0	0	0	0	0	44	3	1	85	57	28	67.1
42	Rory Smith	4	0	1	1	2	0	0	0	0	0	7	0	1	0	0	0	0.0
55	Mitch Wilde	4	0	1	1	2	0	0	3	1	2	8	3	1	0	0	0	0.0
3	Billy Dee Smith	4	0	0	0	6	0	0	0	0	0	7	0	0	0	0	0	0.0

**GOALTENDER**

#	Name	GP	MIN	W	L	SOG	GA	GAA	SV	SV%
44	Anthony Cosmo	4	191:56	2	2	150	36	11.25	114	.760
38	Kurtis Wagar	4	0:00	0	0	0	0	0.00	0	.000



## BANDITS REGULAR SEASON CAREER RECORDS

### GAMES PLAYED

Name	No.
John Tavares	296
Rich Kilgour	200
Mark Steenhuis	190
Billy Dee Smith	146
Chris White	116
Kyle Couling	113
Pat McCready	112
Mike Accursi	108
Clay Hill	99
Mike Thompson	89

### ASSISTS

Name	No.
John Tavares	914
Mark Steenhuis	386
Rich Kilgour	223
Mike Accursi	163
Troy Cordingley	137
Pat McCready	135
Cory Bomberry	134
Shawn Williams	132
Darris Kilgour	127
Delby Powless	127

### LOOSE BALLS

Name	No.
John Tavares	2169
Mark Steenhuis	1322
Pat McCready	990
Rich Kilgour	824
Mike Accursi	573
Jay Thorimbert	525
Kyle Couling	515
Jim Veltman	459
Billy Dee Smith	440
Chris White	439

### FORCED TURNOVERS

Name	No.
Steve Priolo	51
Tom Montour	33
Jay Thorimbert	28
Scott Self	25
Chris White	24
Chad Culp	24
Dhane Smith	24
Billy Dee Smith	22
Derek Suddons	18
Mark Steenhuis	18

### GOALTENDER SAVES

Name	No.
Steve Dietrich	2748
Mike Thompson	1852
Anthony Cosmo	1424
Ross Cowie	1133
Ken Montour	1103
Pat O'Toole	682
Matt Disher	638
Bill Gerrie	528
Derek General	433
Marty O'Neill	348

### GOALS

Name	No.
John Tavares	803
Mark Steenhuis	350
Mike Accursi	207
Darris Kilgour	128
Roger Vyse	102
Shawn Williams	99
Troy Cordingley	96
Rich Kilgour	94
Dan Teat	84
Jason Crosbie	81

### POINTS

Name	No.
John Tavares	1717
Mark Steenhuis	736
Mike Accursi	370
Rich Kilgour	317
Darris Kilgour	255
Troy Cordingley	233
Shawn Williams	231
Roger Vyse	219
Pat McCready	206
Dan Teat	205

### FACEOFF WINS

Name	No.
Jay Thorimbert	678
Cory Bomberry	365
Rich Kilgour	359
Brandon Francis	344
Mike Accursi	333
Darris Kilgour	255
Rob Kirkby	225
Tom Phair	209
Brian Silcott	176
Craig Stevenson	161

### PENALTY MINUTES

Name	No.
Billy Dee Smith	495
John Tavares	373
Kyle Laverty	296
Mark Steenhuis	288
Chris White	279
Rich Kilgour	273
Darris Kilgour	257
Pat McCready	251
Andy Ogilvie	235
Brandon Francis	232

### GOALTENDER MINUTES

Name	No.
Steve Dietrich	4159
Mike Thompson	2922
Anthony Cosmo	2073
Ross Cowie	1810
Ken Montour	1578
Pat O'Toole	1124
Matt Disher	889
Bill Gerrie	874
Derek General	697
Marty O'Neill	545

## BANDITS PLAYOFF CAREER RECORDS

### GAMES PLAYED

Name	No.
John Tavares	37
Rich Kilgour	25
Mark Steenhuis	24
Billy Dee Smith	20
Pat McCready	16
Chris White	15
Darris Kilgour	13
Kyle Laverty	12
Roger Vyse	12
Mike Accursi	12
Kyle Couling	12

### ASSISTS

Name	No.
John Tavares	111
Mark Steenhuis	36
Darris Kilgour	32
Rich Kilgour	26
Mike Accursi	26
Delby Powless	25
Jim Veltman	25
Jason Crosbie	25
Roger Vyse	24
Pat McCready	21

### LOOSE BALLS

Name	No.
John Tavares	268
Mark Steenhuis	170
Jim Veltman	123
Pat McCready	123
Rich Kilgour	89
Darris Kilgour	81
Brian Hall	69
Mike Accursi	67
Billy Dee Smith	66
Chris White	59

### FORCED TURNOVERS

Name	No.
Andrew Watt	5
David Brock	5
Darryl Gibson	4
Tom Montour	3
Mark Steenhuis	3

### PENALTY MINUTES

Name	No.
Billy Dee Smith	69
Darris Kilgour	63
Ian Llord	42
Pat McCready	31
Chris White	30
John Tavares	27
Rich Kilgour	26
Brian Hall	24
Jim Veltman	19
Mark Steenhuis	18

### GOALTENDER MINUTES

Name	No.
Mike Thompson	386
Steve Dietrich	381
Ross Cowie	357
Anthony Cosmo	251
Ken Montour	181
Pat O'Toole	177
Bill Gerrie	124
Corey Quinn	118

### GOALTENDER SAVES

Name	No.
Steve Dietrich	277
Mike Thompson	269
Ross Cowie	235
Anthony Cosmo	162
Ken Montour	127
Pat O'Toole	115

### GOALS

Name	No.
John Tavares	84
Mark Steenhuis	47
Mike Accursi	30
Darris Kilgour	23
Kevin Dostie	15
Troy Cordingley	14
Jonas Derks	13
Roger Vyse	13
Rich Kilgour	13
Bob Hamley	13

### POINTS

Name	No.
John Tavares	195
Mark Steenhuis	83
Mike Accursi	56
Darris Kilgour	55
Rich Kilgour	39
Roger Vyse	37
Jason Crosbie	36
Jim Veltman	34
Delby Powless	33
Troy Cordingley	31

### FACEOFF WINS

Name	No.
Jay Thorimbert	81
Darris Kilgour	56
Tom Phair	51
Cory Bomberry	47
Rich Kilgour	47
Kevin Alexander	36
Jason Crosbie	29
Randy Fraser	27
Brian Silcott	18
Craig Stevenson	16



## BANDITS SINGLE-SEASON RECORDS

## GOALS

John Tavares	51	2001
Mark Steenhuis	51	2009
John Tavares	51	2009
John Tavares	49	2003
John Tavares	49	2004
Shawn Williams	46	2001
John Tavares	43	2005
John Tavares	42	2007
John Tavares	42	2002
John Tavares	41	1996
John Tavares	41	2012

## ASSISTS

John Tavares	64	2001
John Tavares	61	2007
John Tavares	59	2005
John Tavares	58	2003
John Tavares	58	2008
Mark Steenhuis	54	2010
John Tavares	53	2006
Ryan Benesch	53	2014
Mark Steenhuis	50	2009
John Tavares	49	2000

## POINTS

John Tavares	115	2001
John Tavares	107	2003
John Tavares	103	2007
John Tavares	102	2005
Mark Steenhuis	101	2009
John Tavares	94	2009
John Tavares	93	2004
Mark Steenhuis	90	2010
John Tavares	88	2002
John Tavares	87	2008

## LOOSE BALLS

Jay Thorimbert	191	2014
Jay Thorimbert	180	2013
Pat McCready	173	2002
Pat McCready	166	2004
Steve Dietrich	165	2003
John Tavares	159	2001
Steve Dietrich	156	2002
John Tavares	155	2003
Pat McCready	154	2006
John Tavares	145	2002

## PENALTY MINUTES

Kyle Lavery	70	2008
Brandon Francis	70	2011
Brandon Francis	69	2012
Kyle Lavery	66	2007
Steve Priolo	65	2014
Kyle Lavery	63	2004
Billy Dee Smith	60	2005
Andy Ogilvie	59	2000
Chris White	59	2008
Billy Dee Smith	58	2008
Tom Phair	58	1997

## FACE-OFFS WON

Jay Thorimbert	261	2013
Jay Thorimbert	253	2014
Cory Bomberry	142	2006
Craig Stevenson	121	2000
Rob Kirkby	116	2001
Brandon Francis	114	2011
Rob Kirkby	109	2002
Mike Accursi	102	2003
Brian Silcott	98	1999
Cory Bomberry	94	2008
Cory Bomberry	94	2007

## FORCED TURNOVERS (OFFICIAL SINCE 2011)

Steve Priolo	31	2014
Tom Montour	22	2011
Chris White	18	2011
Dhane Smith	17	2014
Chris Corbeil	16	2011
Scott Self	15	2011
Rory Smith	13	2014
Chad Culp	12	2014

## SAVES

Anthony Cosmo	752	2014
Steve Dietrich	586	2002
Steve Dietrich	568	2006
Steve Dietrich	511	2005
Steve Dietrich	480	2003
Ken Montour	451	2009
Mike Thompson	450	2011
Anthony Cosmo	423	2013
Matt Disher	381	2000
Pat O'Toole	375	1996

## BANDITS ALL-TIME RECORDS VS. OPPONENTS

	REGULAR SEASON									PLAYOFFS								
	ROAD			HOME			OVERALL			ROAD			HOME			OVERALL		
	GP	W	L	GP	W	L	GP	W	L	GP	W	L	GP	W	L	GP	W	L
Calgary	6	3	3	2	1	1	8	4	4	1	0	1	1	1	0	2	1	1
Colorado	11	7	4	17	11	6	28	18	10	-	-	-	1	0	1	1	0	1
(as Colorado)	4	1	3	7	4	3	11	5	6	-	-	-	1	0	1	1	0	1
(as Was. Power)	2	2	0	2	1	1	4	3	1									
(as Pit. C.Fire)	1	0	1	-	-	-	1	0	1									
(as Baltimore)	5	4	1	8	6	2	13	10	3									
Edmonton	4	1	3	1	0	1	4	1	3									
Minnesota	10	6	4	12	10	2	22	16	6	-	-	-	2	2	0	2	2	0
Philadelphia	24	11	13	27	15	12	51	26	25	2	1	1	5	3	2	7	4	3
Rochester	28	10	18	25	12	13	53	22	31	5	1	4	6	3	3	11	4	7
Toronto	19	10	9	23	9	14	42	19	23	4	2	2	1	0	1	5	2	3
(as Toronto)	18	10	8	22	8	14	40	18	22	4	2	2	1	0	1	5	2	3
(as Ontario)	1	0	1	1	1	0	2	1	1									
Vancouver Stealth	9	6	3	7	4	3	16	10	6									
(as Van. Stealth)	1	0	1	-	-	-	1	0	1									
(as Was.Stealth)	3	2	1	2	0	2	5	2	3									
(as San Jose)	1	1	0	1	1	0	2	2	0									
(as Albany)	4	3	1	4	3	1	8	6	2									
Anaheim	2	2	0	3	3	0	5	5	0									
(as Anaheim)	1	1	0	2	2	0	3	3	0									
(as NJ Storm)	1	1	0	1	1	0	2	2	0									
Arizona	4	4	0	4	4	0	8	8	0									
(as Arizona)	1	1	0	2	2	0	3	3	0									
(as Columbus)	3	3	0	2	2	0	5	5	0									
Boston	3	3	0	4	2	2	7	5	2	-	-	-	2	2	0	2	2	0
Chicago	2	2	0	2	2	0	4	4	0									
Detroit	3	3	0	3	2	1	6	5	1	1	1	0	1	1	0	2	2	0
Montreal	1	0	1	1	0	1	2	0	2									
New England	6	4	2	5	3	2	11	7	4	-	-	-	2	2	0	2	2	0
New York Saints	10	7	3	6	4	2	16	11	5	-	-	-	1	1	0	1	1	0
Orlando	4	1	3	4	3	1	8	4	4	1	0	1	1	1	0	2	1	1
(as Orlando)	1	0	1	1	1	0	2	1	1									
(as NY Titans)	3	1	2	3	2	1	6	3	3	1	0	1	1	1	0	2	1	1
Ottawa	4	3	1	5	5	0	9	8	1									
(as Ottawa)	2	2	0	2	2	0	4	4	0									
(as Syracuse)	2	1	1	3	3	0	5	4	1									
Pittsburgh Bulls	2	2	0	-	-	-	2	2	0									
Portland	1	0	1	3	3	0	4	3	1	-	-	-	1	1	0	1	1	0
Vancouver Ravens	1	0	1	1	1	0	2	1	1									





# BANDITS ALL-TIME DRAFT HISTORY

## 2014 ENTRY DRAFT

Rd (overall)	Player Chosen	From
1 (9)	Brandon Goodwin	Adelphi University
2 (14)	Matthew Bennett	Brampton
2 (18)	Tyler Ferreira	Dowling College
3 (24)	Jordan Dance	Orangeville
6 (49)	Mike Melnychenko	Chestnut Hill

## 2013 ENTRY DRAFT

Rd (overall)	Player Chosen	From
2 (14)	Nick Diachenko	Delaware
2 (15)	Mitch Wilde	Robert Morris
5 (38)	Eric Penney	St. Catharines, ON
6 (47)	Kevin Pym	Okotoks, AB
6 (53)	Dylan Goddard	Clarington, ON

## 2012 ENTRY DRAFT

Rd (overall)	Player Chosen	From
1 (5)	Dhane Smith	Kitchener, ON
2 (13)	Hayden Smith	Orangeville, ON
2 (16)	Jordan Critch	Orangeville, ON
2 (18)	Carter Bender	University of Hartford
3 (22)	Kevin Brownell	Robert Morris University
4 (31)	Joel Matthews	University of Detroit Mercy
5 (40)	Wenster Green	Six Nations, ON

## 2011 ENTRY DRAFT

Rd (overall)	Player Chosen	From
2 (9)	Jeremy Thompson	Syracuse University
2 (15)	Jeff Cornwall	Coquitlam, BC
3 (24)	Connor Daly	Burlington, ON
3 (25)	Jerome Thompson	Onondaga CC
4 (33)	Billy Bitter	Univ. of North Carolina
5 (41)	Dwight Bero	Dartmouth University
6 (51)	Lloyd Chrysler	St. Catharines, ON

## 2011 DISPERSAL DRAFT (BOS)

Rd (overall)	Player Chosen
1 (6)	Kevin Buchanan
2 (15)	Damon Edwards
3	Pass

## 2010 ENTRY DRAFT

Rd (overall)	Player Chosen	From
1 (9)	Travis Irving	New Westminster, BC
2 (13)	Ben McCullough	SUNY Potsdam
2 (21)	Wayne Van Every	Six Nations, ON
4 (37)	Holden Vyse	Six Nations, ON
4 (47)	Jimmy Purves	Six Nations, ON
6 (57)	Elija Printup	Six Nations, ON
6 (60)	Jordan Costa	Mississauga, ON

## 2010 DISPERSAL DRAFT

Rd (overall)	Player Chosen
2 (16)	Jesse Guerin
3 (26)	Matt Brown
4 (36)	Pass

## 2009 ENTRY DRAFT

Rd (overall)	Player Chosen	From
1 (10)	Kyle Clancy	Peterborough, ON
2 (15)	Chris Corbeil	Brampton, ON
2 (21)	Steve Priolo	St. Catharines, ON
4 (39)	Zac McIlmoyle	Peterborough, ON
6 (60)	Matt Freedman	Canisius College

## 2009 DISPERSAL DRAFT

Rd (overall)	Player Chosen
1 (9)	Jamison Koesterer
2 (20)	Passed

## 2008 ENTRY DRAFT

Rd (overall)	Player Chosen	From
3 (35)	Eryn Jones	Six Nations, ON
4 (49)	Tory Gardner	Six Nations, ON
5 (62)	Shane Pollock	Wallaceburg, ON
6 (65)	Dustin Dunn	Potsdam State University

## 2008 DISPERSAL DRAFT (CHI)

Rd (overall)	Player Chosen
1 (12)	Cody Jacobs
2 (21)	Cory Stringer

## 2008 DISPERSAL DRAFT (AZ)

Rd (overall)	Player Chosen
1 (13)	Greg Hinman

## 2007 ENTRY DRAFT

Rd (overall)	Player Chosen	From
2 (18)	Brandon Swamp	Potsdam State University
3 (39)	Chris Lalonde	Wallaceburg, ON
5 (65)	Jon Mason	Roanoke College
5 (67)	Brent Wiotowicz	Hamilton, ON

## 2007 DISPERSAL DRAFT

Rd (overall)	Player Chosen
1 (10)	Craig Conn
2 (15)	Brian Crosswell
3 (34)	Joe Smith

## 2006 ENTRY DRAFT

Rd (overall)	Player Chosen	From
1 (3)	Brett Bucktooth	Syracuse University
2 (18)	Joe Walters	University of Maryland
2 (24)	Jay Thorimbert	Niagara, ON
3 (37)	Brendan Thenhaus	Oakville, ON
4 (47)	Brent Miller	Niagara, ON
4 (50)	Nolan Godfrey	Merrimack College
6 (76)	Daniel Sams	Peterborough, ON

## 2005 ENTRY DRAFT

Rd (overall)	Player Chosen	From
1 (10)	Jeff Shattler	Brampton, ON
2 (12)	Roger Vyse	Limestone College
2 (21)	Mike Poulin	Orangeville, ON
4 (42)	Ian Llord	St. Catharines, ON
5 (53)	Kyle Schmelze	Niagara, ON
6 (65)	Gene Tundo Jr.	Univ. of Massachusetts

## 2004 ENTRY DRAFT

Rd (overall)	Player Chosen	From
1 (1)	Delby Powless	Rutgers University
3 (21)	Jamie Rooney	Elora, ON
4 (41)	Regy Van Velzen	Spartan, ON
4 (43)	Chris Passavia	University of Maryland
5 (53)	Mike Weadick	Elora, ON
6 (64)	Brian Myers	Towson University

## 2004 DISPERSAL DRAFT

Rd (overall)	Player Chosen
1 (9)	Curt Malawsky

## 2003 ENTRY DRAFT

Rd (overall)	Player Chosen	From
1 (6)	A.J. Shannon	University of Virginia
4 (36)	Adam Doneger	Johns Hopkins University
5 (46)	Scott Gillingham	Mississauga, ON
6 (56)	David Brown	Toronto, ON
7 (66)	Nathan Russell	New Westminster, BC
8 (77)	Jon Ianucci	Coquitlam, BC

## 2003 DISPERSAL DRAFT

Rd (overall)	Player Chosen
1 (9)	Jason Clark
2 (20)	Marc Landriault
3 (31)	Mike Hamilton

## BANDITS' COACHING HISTORY

Regular Season			
Coach	W	L	Season
McCready, Bob	0	3	1992
Bartley, Les	5	0	1992
Bartley, Les	8	0	1993
Bartley, Les	6	2	1994
Bartley, Les	3	5	1995
Bartley, Les	8	2	1996
Bartley, Les	6	4	1997
<b>Total</b>	<b>36</b>	<b>13</b>	
Wakeling, Les	6	6	1998
Wakeling, Les	4	8	1999
<b>Total</b>	<b>10</b>	<b>14</b>	
Sawicki, Ted	8	4	2000
Sawicki, Ted	8	6	2001
Sawicki, Ted	5	4	2002
<b>Total</b>	<b>21</b>	<b>14</b>	
Nielsen, Frank	3	4	2002
Kilgour, Darris	12	4	2003
Kilgour, Darris	8	8	2004
Kilgour, Darris	11	5	2005
Kilgour, Darris	11	5	2006
Kilgour, Darris	10	6	2007
Kilgour, Darris	10	6	2008
Kilgour, Darris	10	6	2009
Kilgour, Darris	8	8	2010
Kilgour, Darris	10	6	2011
Kilgour, Darris	7	9	2012
Kilgour, Darris	6	10	2013
<b>Total</b>	<b>103</b>	<b>73</b>	
Cordingley, Troy	8	10	2014
<b>Grand Total</b>	<b>181</b>	<b>131</b>	
Playoffs			
Coach	W	L	Season
Bartley, Les	3	0	1992
Bartley, Les	2	0	1993
Bartley, Les	1	1	1994
Bartley, Les	0	1	1995
Bartley, Les	2	0	1996
Bartley, Les	1	1	1997
<b>Total</b>	<b>9</b>	<b>3</b>	
Wakeling, Les	0	1	1998
Sawicki, Ted	0	1	2000
Kilgour, Darris	1	1	2003
Kilgour, Darris	2	1	2004
Kilgour, Darris	0	1	2005
Kilgour, Darris	2	1	2006
Kilgour, Darris	1	1	2007
Kilgour, Darris	3	0	2008
Kilgour, Darris	1	1	2009
Kilgour, Darris	0	1	2010
Kilgour, Darris	1	1	2011
Kilgour, Darris	0	1	2012
<b>Total</b>	<b>11</b>	<b>9</b>	
Cordingley, Troy	2	2	2014
<b>Grand Total</b>	<b>22</b>	<b>16</b>	

# BANDITS ALL-TIME DRAFT HISTORY

## 2002 ENTRY DRAFT

Rd	Player Chosen	From
1 (3)	Billy Dee Smith	Mercyhurst College
4 (43)	Mike Longboat	St. Catharines, ON
4 (45)	Tyler Harris	Clarington, ON
5 (55)	Louis Alfred	Kahanawake, ON
7 (79)	Vincent Crawford	Whitby, ON
8 (91)	Francis Dostie	Brampton, ON
9 (103)	Craig Sleeman	Nazareth College

## 2001 ENTRY DRAFT

Rd	Player Chosen	From
2 (18)	Brad Self	Peterborough, ON
3 (27)	Bryan Sanchez	Middlebury College
5 (61)	Milan Gajic	Burnaby, BC
6 (74)	Dan Bowman	St. Catharines, ON
7 (87)	Randy McNeil	St. Joseph's
8 (100)	Al Terilli	Nazareth College
9 (113)	Jeff Hochalter	Burlington, ON

## 2000 ENTRY DRAFT

Rd	Player Chosen	From
1 (2)	Ryan Powell	Syracuse University
2 (13)	Ryan Curtis	University of Virginia
2 (15)	Patrick Merrill	Orangeville, ON
3 (20)	Joe Ceglia	Syracuse University
5 (43)	Tim Byrnes	Syracuse University
6 (52)	Drew McKnight	University of Virginia
7 (61)	T.J. Durnan	Duke University
8 (65)	Jake Coon	Nazareth College
8 (70)	Jared Froid	Duke University
9 (79)	Kevin Kelley	Syracuse University

## 1999 ENTRY DRAFT

Rd	Player Chosen	From
2	Todd Richard	University of Hartford
2	Pat Maddalena	Burlington, ON
3	Trent Hill	Six Nations, ON
3	Adam Pascal	Middlebury College
3	Steve Evans	Peterborough, ON
4	Scott Self	Peterborough, ON
5	Sean Holmes	Mississauga, ON
6	Scott Hochstadt	University of Maryland
7	Mario Lopez	University of Massachusetts
7	Josh Black	St. Catharines, ON
8	Marcus Mayus	Pace University
9	Tyler Francey	Whitby, ON

## 1998 ENTRY DRAFT

Rd	Player Chosen	From
1	Matt Disher	New Westminster, BC
2	John Fay	Duke University
3	Ryan McDermott	Nazareth College
4	D'Arcy Sweet	Butler University
5	Rich Schwanke	Hobart College
5	John Lipinski	St. Catharines, O
6	Andy Ogilvie	Coquitlam, BC
7	Jamie Bowen	North Shore, BC
8	Tim Bomberly	Six Nations, ON
9	Scott Komer	Burlington, ON

## 1997 ENTRY DRAFT

Rd	Player Chosen	From
1	Casey Zaph	Peterborough, ON
1	Marty O'Brien	Whitby, ON
2	Bob Henry	Six Nations, ON
3	Gary Scott	Orangeville, ON
4	Clay Squire	Six Nations, ON
5	Sean Howe	St. Catharines, ON
6	Cort Knodel	Canisius College
7	Chris Clark	Michigan State University
8	Chris Levis	Six Nations, ON
9	Jeff Hanson	Burnaby, BC

## 1996 ENTRY DRAFT

Rd	Player Chosen	From
1	Mike Murray	Brampton, ON
2	Rusty Kruger	Orangeville, ON
3	Gary Scott	Orangeville, ON
4	Jim Rankin	Orangeville, ON
5	Ryan Sanderson	RIT

## 1995 ENTRY DRAFT

Rd	Player Chosen	From
1	Jason Luke	St. Catharines, ON
2	Shaydon Santos	Brock University
3	John Grant, Jr.	Peterborough, ON
4	Tracey Kelusky	Peterborough, ON
5	Brian Beisel	Brampton, ON

## 1994 ENTRY DRAFT

Rd	Player Chosen	From
1	Rodd Squire	Six Nations, ON
2	Grant Johnston	Brock University
3	Travis Kilgour	St. Catharines, ON
3	Jamie Batley	UMBC
4	Mike Hasen	Brock University
5	Kevin Haynes	Loyola

## 1993 ENTRY DRAFT

Rd	Player Chosen	From
1	Gil Nieuwendyk	Barrie, ON
2	Andy Shaughnessy	Sir Sanford Fleming
3	Tyson Leles	Victoria, BC
4	Jeff Hardill	Peterborough, ON
5	Jamie Grimoldby	Georgian College

## 1992 ENTRY DRAFT

Rd	Player Chosen	From
1	Tom Marechek	Syracuse University
2	Troy Cordingley	Lakehead University
3	Miles General	Six Nations, ON
4	Randy Mearns	Canisius College
5	Marty Calder	Brock University

## 1991 ENTRY DRAFT

Rd	Player Chosen	From
1	Darris Kilgour	Nazareth College
2	John Zuberli	Syracuse University
3	Jacob Lazore	Nazareth College
4	Darren Mutch	Niagara, ON
5	Ross Cowie	Brock University



# CALGARY ROUGHNECKS

Scotiabank Saddledome • 555 Saddledome Rise SE • Calgary, Alberta T2G 2W1 • Phone: 403-777-4646 • www.calgaryroughnecks.com



## TEAM DIRECTORY


President:.....Ken King  
 Governor: ..... John Bean  
 General Manager, Alternate Governor and Director, Business Operations:.....Mike Board  
 Assistant Manager, Business Operations: ..... Allana Minchau  
 Head Coach and Assistant General Manager: ..... Curt Malawsky  
 Assistant Coaches:..... Bob McMahon, Bruce Codd  
 Strength and Conditioning Coach:.....Chris Osmond  
 Equipment Manager: ..... Chris Norton  
 Assistant Manager, Communications: ..... Joanna French  
 Phone: ..... 403-571-2201  
 Email:.....jfrench@calgaryflames.com  
 Physical Therapists: ..... Neil Hergott  
 Athletic Therapist: .....Kylie Gadsby  
 Broadcast Partners:..... TSN, Universal Sports Network, WatchESPN & NLL LIVE

## TEAM INFORMATION

Home Arena/Seating Capacity ..... Scotiabank Saddledome/19,289  
 NLL Team Established.....2001  
 Colors..... Red, White and Black



**Mike Board**  
General Manager



**Curt Malawsky**  
Head Coach and Assistant General Manager



**Joanna French**  
Assistant Manager, Communications

### 2015 Schedule

Date	Time	Away	Home
Sat, Jan 03	9:00 PM	Vancouver	Calgary
Sat, Jan 10	9:00 PM	Calgary	Colorado
Sat, Jan 24	9:00 PM	Edmonton	Calgary
Sat, Jan 31	7:00 PM	Calgary	Toronto
Sat, Feb 07	9:00 PM	Buffalo	Calgary
Sat, Feb 14	10:00 PM	Calgary	Vancouver
Sat, Feb 21	9:00 PM	Vancouver	Calgary
Sat, Feb 28	7:30 PM	Calgary	Rochester
Sun, Mar 08	4:00 PM	Calgary	Edmonton
Sat, Mar 14	9:00 PM	Rochester	Calgary
Fri, Mar 20	9:00 PM	New England	Calgary
Sat, Mar 28	9:00 PM	Toronto	Calgary
Fri, Apr 03	9:00 PM	Calgary	Colorado
Sat, Apr 04	9:00 PM	Colorado	Calgary
Fri, Apr 10	9:00 PM	Edmonton	Calgary
Sat, Apr 11	9:00 PM	Calgary	Edmonton
Sat, Apr 18	8:00 PM	Calgary	Minnesota
Sat, May 02	10:00 PM	Calgary	Vancouver

### 2014 Results

Regular Season Record: 12-6 • Playoffs: 4-3

Date	Away	Home
Fri, Jan 03	Calgary 11	Toronto 16
Fri, Jan 10	Colorado 11	Calgary 13
Fri, Jan 17	Calgary 8	Edmonton 15
Sat, Jan 18	Vancouver 12	Calgary 15
Sat, Jan 25	Colorado 14	Calgary 13
Sat, Feb 08	Calgary 15	Minnesota 13
Sat, Feb 15	Vancouver 9	Calgary 20
Sat, Feb 22	Rochester 10	Calgary 11
Sat, Mar 01	Toronto 13	Calgary 19
Sat, Mar 08	Calgary 9	Colorado 10
Fri, Mar 14	Edmonton 15	Calgary 7
Fri, Mar 21	Calgary 13	Vancouver 8
Sat, Mar 29	Minnesota 11	Calgary 15
Fri, Apr 04	Calgary 13	Philadelphia 9
Sat, Apr 05	Calgary 16	Buffalo 13
Sat, Apr 12	Edmonton 15	Calgary 11
Sat, Apr 19	Calgary 14	Edmonton 13
Sat, Apr 26	Calgary 14	Vancouver 8
Sat, May 03*	Colorado 15	Calgary 16
Sat, May 10*	Edmonton 11	Calgary 12
Fri, May 16*	Calgary 13	Edmonton 15
Sat, May 17*^	Calgary 2	Edmonton 1
Sat, May 24*	Rochester 7	Calgary 10
Sat, May 31*	Calgary 10	Rochester 16
Sat, May 31*^	Calgary 2	Rochester 3

\* - Playoff Game; ^ - Mini Game





## ROUGHNECKS 2014 REGULAR SEASON STATISTICS

#	Name	GP	G	A	PTS	PIM	PPG	SHG	S	SOG	SOFF	LB	TO	FT	FO	FOW	FOL	FO%
15	Shawn Evans	18	26	79	105	8	3	2	198	131	67	89	71	13	0	0	0	0.0
44	Dane Dobbie	18	51	39	90	22	11	3	227	169	58	32	52	1	0	0	0	0.0
77	Jeff Shattler	18	35	49	84	10	12	2	191	143	48	71	41	2	0	0	0	0.0
17	Curtis Dickson	18	44	28	72	8	6	3	204	153	51	46	52	4	0	0	0	0.0
36	Daryl Veltman	18	20	41	61	0	7	0	113	77	36	35	20	2	0	0	0	0.0
4	Geoff Snider	18	17	16	33	45	0	1	65	49	16	209	60	18	493	317	176	64.3
21	Karsen Leung	18	11	18	29	14	0	2	37	30	7	93	12	13	0	0	0	0.0
71	Scott Ranger	9	6	15	21	0	1	0	33	28	5	21	12	0	0	0	0	0.0
61	Matthew Dinsdale	14	6	11	17	6	0	0	46	28	18	19	10	3	23	8	15	34.8
33	Jon Harnett	18	2	14	16	26	0	0	10	8	2	84	8	15	0	0	0	0.0
3	Dan MacRae	16	7	8	15	8	1	0	17	15	2	73	7	21	0	0	0	0.0
30	Mike Poulin	16	0	13	13	0	0	0	0	0	0	13	10	2	0	0	0	0.0
10	Curtis Manning	13	4	7	11	10	0	0	18	16	2	69	11	15	0	0	0	0.0
6	Garrett McIntosh	18	3	6	9	20	0	0	8	8	0	33	1	8	6	3	3	50.0
11	Greg Harnett	18	1	4	5	17	0	0	3	2	1	35	8	8	0	0	0	0.0
80	Peter McFetridge	8	0	5	5	2	0	0	1	1	0	27	5	5	0	0	0	0.0
7	Tor Reinholdt	9	3	2	5	14	0	0	9	7	2	22	12	6	0	0	0	0.0
20	Travis Cornwall	10	0	4	4	9	0	0	5	3	2	29	4	3	0	0	0	0.0
16	Mike Carnegie	13	1	2	3	18	0	0	4	2	2	32	8	13	0	0	0	0.0
37	Andrew McBride	15	0	2	2	18	0	0	3	2	1	52	7	16	0	0	0	0.0
57	Cody Hawkins	1	0	1	1	2	0	0	0	0	0	0	1	0	0	0	0	0.0
92	Frankie Scigliano	2	0	1	1	0	0	0	0	0	0	0	0	1	0	0	0	0.0

## GOALTENDER

#	Name	GP	MIN	W	L	SOG	GA	GAA	SV	SV%
30	Mike Poulin	18	942:57	12	5	782	180	11.45	602	.770
92	Frankie Scigliano	18	146:28	0	1	123	33	13.52	90	.732



## ROUGHNECKS 2014 PLAYOFF STATISTICS

#	Name	GP	G	A	PTS	PIM	PPG	SHG	S	SOG	SOFF	LB	TO	FT	FO	FOW	FOL	FO%
15	Shawn Evans	7	13	18	31	6	1	0	71	45	26	20	26	1	0	0	0	0.0
17	Curtis Dickson	7	14	14	28	2	0	1	81	55	26	17	10	3	0	0	0	0.0
77	Jeff Shattler	7	9	12	21	12	1	0	48	37	11	30	9	2	0	0	0	0.0
44	Dane Dobbie	7	12	8	20	4	3	1	73	54	19	15	10	1	0	0	0	0.0
36	Daryl Veltman	7	5	14	19	0	1	0	25	15	10	10	9	0	0	0	0	0.0
71	Scott Ranger	7	6	4	10	4	0	1	23	18	5	6	5	0	0	0	0	0.0
21	Karsen Leung	7	1	5	6	2	0	0	7	4	3	31	2	0	0	0	0	0.0
37	Andrew McBride	7	0	3	3	17	0	0	1	0	1	21	1	5	0	0	0	0.0
33	Jon Harnett	7	1	2	3	2	0	0	2	2	0	16	0	3	0	0	0	0.0
4	Geoff Snider	1	2	0	2	2	0	0	4	4	0	10	6	1	28	20	8	71.4
16	Mike Carnegie	7	1	1	2	0	1	0	1	1	0	14	1	3	0	0	0	0.0
30	Mike Poulin	6	0	1	1	0	0	0	0	0	0	3	2	1	0	0	0	0.0
11	Greg Harnett	7	1	0	1	0	1	0	1	1	0	6	4	3	0	0	0	0.0
10	Curtis Manning	7	0	1	1	4	0	0	2	2	0	24	2	3	38	12	26	31.6
3	Dan MacRae	7	0	1	1	9	0	0	5	5	0	22	5	4	0	0	0	0.0
20	Travis Cornwall	6	0	0	0	2	0	0	2	2	0	9	1	0	0	0	0	0.0
92	Frankie Scigliano	3	0	0	0	0	0	0	0	0	0	1	1	0	0	0	0	0.0
6	Garrett McIntosh	7	0	0	0	2	0	0	3	3	0	12	3	4	89	27	62	30.3
80	Peter McFetridge	7	0	0	0	2	0	0	0	0	0	14	2	2	0	0	0	0.0

## GOALTENDER

#	Name	GP	MIN	W	L	SOG	GA	GAA	SV	SV%
30	Mike Poulin	7	306:25	4	3	254	63	12.34	191	.752
92	Frankie Scigliano	7	15:43	0	0	11	4	15.27	7	.636



## ROUGHNECKS REGULAR SEASON CAREER RECORDS

### GAMES PLAYED

Name	No.
Andrew McBride	182
Kaleb Toth	160
Jeff Shattler	129
Scott Ranger	118
Tracey Kelusky	113
Mike Carnegie	107
Nolan Heavenor	99
Dane Dobbie	96
Kyle Goundrey	92
Lewis Ratcliff	90

### ASSISTS

Name	No.
Kaleb Toth	354
Tracey Kelusky	283
Jeff Shattler	274
Lewis Ratcliff	251
Scott Ranger	234
Dane Dobbie	216
Shawn Evans	206
Kyle Goundrey	187
Jason Wulder	154
Josh Sanderson	152

### LOOSE BALLS

Name	No.
Geoff Snider	847
Jeff Shattler	845
Andrew McBride	674
Kaleb Toth	661
Tracey Kelusky	537
Nolan Heavenor	488
Jeff Moleski	486
Jesse Phillips	464
Devan Wray	434
Lewis Ratcliff	432

### FORCED TURNOVERS

Name	No.
Mike Carnegie	76
Dan MacRae	59
Andrew McBride	59
Geoff Snider	57
Scott Carnegie	54
Jon Harnett	43
Shawn Evans	41
Curtis Manning	38
Curtis Dickson	34
Peter McFetridge	32

### GOALTENDER MINUTES

Name	No.
Mike Poulin	3947
Curtis Palidwor	3246
Matt King	2271
Pat Campbell	1019
Andrew Leyshon	993
Ryan Avery	382
Frankie Scigliano	336
Steve Dietrich	332

### GOALS

Name	No.
Kaleb Toth	274
Tracey Kelusky	256
Dane Dobbie	234
Lewis Ratcliff	210
Jeff Shattler	190
Scott Ranger	173
Curtis Dickson	150
Jason Wulder	108
Shawn Evans	90
Kyle Goundrey	78

### POINTS

Name	No.
Kaleb Toth	628
Tracey Kelusky	539
Jeff Shattler	464
Lewis Ratcliff	461
Dane Dobbie	450
Scott Ranger	407
Shawn Evans	296
Kyle Goundrey	265
Jason Wulder	262
Curtis Dickson	242

### FACEOFF WINS

Name	No.
Geoff Snider	1138
Devan Wray	770
Nolan Heavenor	627
Brad MacArthur	275
Jordan Sundher	233
Rob Kirkby	216
Todd Katanchik	74
Rob Williams	61
Andrew Biers	38
Craig Stevenson	23

### PENALTY MINUTES

Name	No.
Andrew McBride	362
Geoff Snider	243
Jesse Phillips	210
Kaleb Toth	156
Dane Dobbie	153
Taylor Wray	148
Ryan McNish	146
Jeff Moleski	145
Scott Carnegie	125
Rob Kirkby	120

### GOALTENDER SAVES

Name	No.
Mike Poulin	2434
Curtis Palidwor	2117
Matt King	1351
Andrew Leyshon	601
Pat Campbell	583
Ryan Avery	244
Frankie Scigliano	216
Steve Dietrich	189

## ROUGHNECKS PLAYOFF CAREER RECORDS

### GAMES PLAYED

Name	No.
Andrew McBride	25
Scott Ranger	19
Jeff Shattler	19
Mike Carnegie	18
Kaleb Toth	16
Dane Dobbie	16
Tracey Kelusky	13
Mike Poulin	13
Five players with	12

### ASSISTS

Name	No.
Jeff Shattler	42
Kaleb Toth	34
Dane Dobbie	32
Shawn Evans	27
Tracey Kelusky	26
Scott Ranger	26
Josh Sanderson	25
Lewis Ratcliff	24
Daryl Veltman	24
Kyle Goundrey	18
Curtis Dickson	18

### LOOSE BALLS

Name	No.
Jeff Shattler	110
Geoff Snider	96
Andrew McBride	88
Mike Carnegie	72
Kaleb Toth	65
Tracey Kelusky	58
Devan Wray	54
Taylor Wray	53
Nolan Heavenor	53
Bruce Codd	51

### FORCED TURNOVERS

Name	No.
Geoff Snider	14
Jon Harnett	13
Mike Carnegie	9
Andrew McBride	9
Dan MacRae	9
Curtis Dickson	6
Jeff Shattler	6
Peter McFetridge	6

### GOALTENDER MINUTES

Name	No.
Mike Poulin	637
Curtis Palidwor	285
Matt King	216
Steve Dietrich	114

### GOALTENDER SAVES

Name	No.
Mike Poulin	394
Curtis Palidwor	197
Matt King	134

### GOALS

Name	No.
Tracey Kelusky	34
Dane Dobbie	33
Scott Ranger	28
Curtis Dickson	25
Jeff Shattler	24
Kaleb Toth	22
Shawn Evans	19
Lewis Ratcliff	15
Ted Dowling	8
Daryl Veltman	8

### POINTS

Name	No.
Jeff Shattler	66
Dane Dobbie	65
Tracey Kelusky	60
Kaleb Toth	56
Scott Ranger	54
Shawn Evans	46
Curtis Dickson	43
Lewis Ratcliff	39
Josh Sanderson	32
Daryl Veltman	32

### FACEOFF WINS

Name	No.
Geoff Snider	125
Devan Wray	71
Nolan Heavenor	67
Brad MacArthur	43
Rob Kirkby	28
Garrett McIntosh	27
Rob Williams	16
Curtis Manning	12
Andrew Biers	8

### PENALTY MINUTES

Name	No.
Andrew McBride	34
Dane Dobbie	28
Jeff Shattler	24
Scott Carnegie	23
Shawn Evans	20
Mike Carnegie	14
Jesse Phillips	10
Ted Dowling	10
Grant Hamilton	10





## ROUGHNECKS SINGLE-SEASON RECORDS

### GOALS

Dane Dobbie	51	2014
Lewis Ratcliff	50	2007
Tracey Kelusky	45	2005
Curtis Dickson	44	2014
Curtis Dickson	42	2013
Dane Dobbie	41	2009
Ben Prepchuk	40	2002
Dane Dobbie	40	2013
Kaleb Toth	38	2005
Kaleb Toth	38	2002
Dane Dobbie	38	2010
Ted Dowling	38	2004

### ASSISTS

Shawn Evans	80	2013
Shawn Evans	79	2014
Josh Sanderson	74	2009
Josh Sanderson	70	2010
Lewis Ratcliff	54	2007
Lewis Ratcliff	54	2006
Tracey Kelusky	53	2007
Tracey Kelusky	53	2009
Lewis Ratcliff	50	2005
Jeff Shattler	49	2014

### POINTS

Shawn Evans	112	2013
Shawn Evans	105	2014
Josh Sanderson	104	2010
Lewis Ratcliff	104	2007
Josh Sanderson	103	2009
Lewis Ratcliff	91	2006
Dane Dobbie	90	2014
Tracey Kelusky	88	2007
Lewis Ratcliff	86	2005
Tracey Kelusky	84	2009
Jeff Shattler	84	2014

### LOOSE BALLS

Geoff Snider	235	2013
Geoff Snider	232	2012
Geoff Snider	209	2014
Geoff Snider	171	2011
Jeff Shattler	141	2010
Kyle Goundrey	127	2003
Jeff Shattler	119	2009
Taylor Wray	119	2007
Jesse Phillips	118	2002
Jeff Shattler	114	2007
Bruce Codd	114	2008

### PENALTY MINUTES

Geoff Snider	74	2011
Jesse Phillips	69	2005
Geoff Snider	69	2013
Shawn Evans	65	2012
Geoff Snider	55	2012
Jesse Phillips	53	2002
Andrew McBride	49	2012
Kerry Susheski	48	2007
Peter McFetridge	48	2012
Rob Desormeaux	47	2002

### FACE-OFFS WON

Geoff Snider	317	2014
Geoff Snider	310	2013
Geoff Snider	276	2012
Devan Wray	239	2006
Geoff Snider	235	2011
Devan Wray	215	2007
Jordan Sundher	172	2002
Nolan Heavenor	164	2010
Nolan Heavenor	156	2008
Brad MacArthur	151	2004

### FORCED TURNOVERS (OFFICIAL SINCE 2011)

Geoff Snider	27	2013
Mike Carnegie	26	2011
Scott Carnegie	26	2013
Mike Carnegie	22	2013
Dan MacRae	21	2014
Andrew McBride	18	2013
Geoff Snider	18	2014
Andrew McBride	17	2011
Dan MacRae	16	2011
Peter McFetridge	16	2011
Mike Carnegie	16	2012
Andrew McBride	16	2014

### SAVES

Matt King	603	2002
Mike Poulin	602	2014
Mike Poulin	582	2013
Mike Poulin	573	2011
Curtis Palidwor	561	2005
Curtis Palidwor	554	2006
Curtis Palidwor	502	2003
Curtis Palidwor	496	2004
Mike Poulin	486	2012
Andrew Leyshon	451	2007
Matt King	316	2010

## ROUGHNECKS ALL-TIME RECORDS VS. OPPONENTS

	REGULAR SEASON									PLAYOFFS								
	ROAD			HOME			OVERALL			ROAD			HOME			OVERALL		
	GP	W	L	GP	W	L	GP	W	L	GP	W	L	GP	W	L	GP	W	L
Buffalo	2	1	1	6	3	3	8	4	4	1	0	1	1	1	0	2	1	1
Colorado	14	6	8	18	9	9	32	15	17	3	2	1	4	4	0	7	6	1
(as Colorado)	13	6	7	18	9	9	31	15	16	3	2	1	4	4	0	7	6	1
(as Was. Power)	1	0	1	-	-	-	1	0	1	-	-	-	-	-	-	-	-	-
Edmonton	18	15	3	14	9	5	32	24	8	2	1	1	3	1	2	5	2	3
Minnesota	6	4	2	9	6	3	15	10	5	-	-	-	-	-	-	-	-	-
Philadelphia	4	3	1	2	1	1	6	4	2	-	-	-	-	-	-	-	-	-
Rochester	4	1	3	4	3	1	8	4	4	2	0	2	1	1	0	3	1	2
Toronto	14	4	10	13	6	7	27	10	17	-	-	-	-	-	-	-	-	-
Vancouver Stealth	18	14	4	15	6	9	33	20	13	1	1	0	3	1	2	4	2	2
(as Van. Stealth)	2	2	0	2	2	0	4	4	0	-	-	-	2	0	2	2	0	2
(as Was. Stealth)	7	6	1	5	1	4	12	7	5	-	-	-	2	0	2	2	0	2
(as San Jose)	9	6	3	7	3	4	16	9	7	1	1	0	1	1	0	2	2	0
(as Albany)	-	-	-	1	0	1	1	0	1	-	-	-	-	-	-	-	-	-
Anaheim	3	3	0	4	4	0	7	7	0	-	-	-	2	0	2	2	0	2
(as Anaheim)	2	2	0	2	2	0	4	4	0	-	-	-	2	0	2	2	0	2
(as NJ Storm)	1	1	0	2	2	0	3	3	0	-	-	-	-	-	-	-	-	-
Arizona	7	3	4	7	7	0	14	10	4	-	-	-	2	0	2	2	0	2
(as Arizona)	6	3	3	5	5	0	11	8	3	-	-	-	2	0	2	2	0	2
(as Columbus)	1	0	1	2	2	0	3	2	1	-	-	-	-	-	-	-	-	-
Boston	-	-	-	1	0	1	1	0	1	-	-	-	-	-	-	-	-	-
Montreal	1	0	1	1	0	1	2	0	2	-	-	-	1	1	0	1	1	0
New York Saints	2	0	2	1	1	0	3	1	2	-	-	-	-	-	-	-	-	-
Orlando	2	2	0	-	-	-	2	2	0	-	-	-	1	1	0	1	1	0
(as Orlando)	1	1	0	-	-	-	1	1	0	-	-	-	1	1	0	1	1	0
(as NY Titans)	1	1	0	-	-	-	1	1	0	-	-	-	1	1	0	1	1	0
Ottawa	2	2	0	2	1	1	4	3	1	-	-	-	-	-	-	-	-	-
Portland	4	2	2	4	3	1	8	5	3	-	-	-	1	0	1	1	0	1
Vancouver Ravens	4	3	1	4	2	2	8	5	3	-	-	-	-	-	-	-	-	-



# ROUGHNECKS ALL-TIME DRAFT HISTORY

## 2014 ENTRY DRAFT

Rd (overall)	Player Chosen	From
2 (16)	Tyson Roe	Concordia University Wisconsin
4 (36)	Pat Henry	Calgary Mountaineers
5 (45)	Cam Gardner	Bellarmino University
6 (54)	Andrew Smistad	Marquette University

## 2013 ENTRY DRAFT

Rd (overall)	Player Chosen	From
1 (6)	Tor Reinholdt	Limestone College
2 (10)	Karsen Leung	Bellarmino
3 (24)	Garrett McIntosh	Drexel
4 (34)	Peter Dubenski	Coquitlam, BC
5 (43)	Jake Hayes	Robert Morris
6 (48)	Brendan Ranford	New Westminster, BC

## 2012 ENTRY DRAFT

Rd (overall)	Player Chosen	From
1 (6)	Joe Resetarits	University of Albany
1 (7)	Matthew Dinsdale	Coquitlam, BC
2 (17)	Jackson Decker	Burnaby, BC
4 (36)	Chad Cummings	Kitchener, ON
5 (45)	Kyle Dexter	Calgary, AB
6 (50)	Curtis Pridham	Calgary, AB
6 (54)	Myles Dennett	Calgary, AB

## 2011 ENTRY DRAFT

Rd (overall)	Player Chosen	From
1 (7)	Travis Cornwall	Coquitlam, BC
2 (11)	Greg Harnett	Orangeville, ON
2 (18)	Frankie Scigliano	New Westminster, BC
5 (42)	Barclay Hickey	Okatoks, AB
6 (46)	Darren Kinnear	Edmonton, AB

## 2011 DISPERSAL DRAFT (BOS)

Rd (overall)	Player Chosen
1 (7)	Nick Rose
2 (16)	Geoff McNulty
3 (25)	Brock Armour
4 (32)	Kevin Leveille
5	Pass

## 2010 ENTRY DRAFT

Rd (overall)	Player Chosen	From
1 (3)	Curtis Dickson	Univ. of Delaware
1 (6)	Dan MacRae	R.I.T.
1 (8)	Brandon Ivey	Orangeville, ON
2 (17)	Derek Hopcroft	Bellarmino Univ.

## 2010 DISPERSAL DRAFT

Rd (overall)	Player Chosen
2 (18)	Kurtis Wagar
3 (28)	Keith Cromwell
4 (37)	Rob Smith
5 (42)	Brian Spallina

## 2009 ENTRY DRAFT

Rd (overall)	Player Chosen	From
3 (27)	Carlton Schuss	Delta, B.C.
5 (51)	Garrett Werschke	Calgary, AB
6 (62)	Casey MacIntyre	Calgary, AB

## 2009 DISPERSAL DRAFT

Rd (overall)	Player Chosen
1 (11)	Luke Forget
2 (22)	Dayne Michaud

## 2008 ENTRY DRAFT

Rd (overall)	Player Chosen	From
1 (6)	Curtis Manning	Simon Fraser University
2 (15)	Cayle Ratcliff	UMBC
2 (20)	Joe Vetere	Burnaby, BC
4 (42)	Joel Henry	Victoria, BC
5 (50)	Bryan Johnson	Bellarmino University
5 (55)	Eric Lamothe	Canisius College
6 (68)	Tyler Pridham	Calgary, AB

## 2008 DISPERSAL DRAFT (CHI)

Rd (overall)	Player Chosen
1 (5)	Tom Montour

## 2008 DISPERSAL DRAFT (AZ)

Rd (overall)	Player Chosen
1 (6)	Bruce Codd

## ROUGHNECKS' COACHING HISTORY

### Regular Season (\* - interim coach)

Coach	W	L	Season
Hall, Chris	4	12	2002
Hall, Chris	9	7	2003
Hall, Chris	10	6	2004
Hall, Chris	10	6	2005
Hall, Chris	9	7	2006
Hall, Chris	4	4	2007
<b>Total</b>	<b>46</b>	<b>42</b>	

Silcott, Kurt*	1	0	2007
Dowling, Jeff	4	3	2007
Cordingley, Troy	7	9	2008
Cordingley, Troy	12	4	2009
<b>Total</b>	<b>19</b>	<b>13</b>	
Pym, Dave	10	6	2010
Pym, Dave	11	5	2011
Pym, Dave	12	4	2012
<b>Total</b>	<b>33</b>	<b>15</b>	

Malawsky, Curt	9	7	2013
Malawsky, Cury	12	6	2014
<b>Total</b>	<b>21</b>	<b>13</b>	

**Grand Total** **124** **86**

### Playoffs

Coach	W	L	Season
Hall, Chris	0	1	2003
Hall, Chris	3	0	2004
Hall, Chris	0	1	2005
Hall, Chris	0	1	2006
<b>Total</b>	<b>3</b>	<b>3</b>	

Dowling, Jeff	0	1	2007
Cordingley, Troy	1	1	2008
Cordingley, Troy	3	0	2009
<b>Total</b>	<b>4</b>	<b>1</b>	

Pym, Dave	0	1	2010
Pym, Dave	1	1	2011
Pym, Dave	0	1	2012
<b>Total</b>	<b>1</b>	<b>3</b>	

Malawsky, Curt	1	1	2013
Malawsky, Curt	4	3	
<b>Total</b>	<b>5</b>	<b>4</b>	

**Grand Total** **13** **12**

# ROUGHNECKS ALL-TIME DRAFT HISTORY

## 2007 ENTRY DRAFT

Rd (overall)	Player Chosen	From
1 (4)	Dane Dobbie	Burnaby, BC
1 (10)	Peter McFetridge	Burnaby, BC
2 (22)	Jamie Lincoln	Burnaby, BC
3 (38)	Scott DeFrancesco	Mississauga, ON
4 (52)	John McClure	Brampton, ON
5 (66)	Geoff Rainsford	Calgary, AB
6 (80)	Kyle Morwick	Victoria, BC

## 2007 DISPERSAL DRAFT

Rd (overall)	Player Chosen
1 (9)	Pat Campbell
2 (16)	Bruce Codd
3 (33)	Greg Hinman

## 2006 ENTRY DRAFT

Rd (overall)	Player Chosen	From
1 (9)	Kyle Wailes	Brown University
2 (14)	Luke Hinton	Victoria, BC
5 (60)	Jordan Sealock	Calgary, AB

## 2005 ENTRY DRAFT

Rd (overall)	Player Chosen	From
2 (18)	Callum Crawford	Dowling College
2 (20)	Andy Secore	Six Nations, ON
4 (34)	Ryan Tasker	Surrey, BC
4 (40)	Brett Christensen	Calgary, AB
5 (51)	Andrew Kirkadly	Calgary, AB
6 (63)	Paddy Corrigan	Burnaby, BC

## 2005 DISPERSAL DRAFT

Rd (overall)	Player Chosen
1 (7)	Matt King

## 2004 ENTRY DRAFT

Rd (overall)	Player Chosen	From
1 (9)	Matt Morehouse	Surrey, BC
2 (15)	Ryan Sharp	Whitby, ON
2 (19)	Jeff Callard	Surrey, BC
5 (54)	Josh Broderick	Calgary, AB
6 (64)	Gary Roberts	

## 2004 DISPERSAL DRAFT

Rd (overall)	Player Chosen
1 (10)	Pick Forfeited (Signed Unrestricted Free Agent Andy Ogilvie)
2 (20)	Rob Williams

## 2003 ENTRY DRAFT

Rd (overall)	Player Chosen	From
1 (2)	Taylor Wray	Duke University
3 (23)	Brad McDonald	Orangeville, ON
4 (34)	Jeff Moleski	Prince George, BC
5 (44)	Sterling Mitchel	Victoria, BC
6 (54)	Peter Gut St.	Andrews College
7 (64)	Chris Milhus	Calgary, AB
9 (75)	Robert McGowen	Port Coquitlam, BC

## 2003 DISPERSAL DRAFT

Rd (overall)	Player Chosen
1 (7)	Kyle Laverty
2 (18)	Kevin Dostie
3 (29)	John Tarbell

## 2002 ENTRY DRAFT

Rd (overall)	Player Chosen	From
2 (14)	Andrew McBride	New Westminster, BC
3 (26)	John David Smithson	Toronto, ON
3 (27)	Jeremy Richardson	Edmonton, AB
3 (33)	Jeff Frazer	Toronto, ON
4 (38)	Jordan Hernandez	Port Coquitlam, BC
5 (50)	Riley Kemp	Victoria, BC
6 (62)	Jordan West-Prat	Maple Ridge, BC
7 (74)	Chris Wellham	Victoria, BC
8 (86)	Thomas Haydon	Delta, BC
9 (98)	Trent Smalley	Delta, BC

## 2001 EXPANSION DRAFT

Rd (overall)	Player Chosen	From
2 (8)	Randy Mearns	Rochester
3 (11)	D'Arcy Berthume	Albany
4 (14)	Marc Landreault	Rochester
5 (17)	Jamie Raffan	Montreal
6 (24)	Jeff Shirk	Philadelphia
7 (27)	Dan Denihan	New York
8 (30)	Kevin Howard	Rochester

## 2001 ENTRY DRAFT

Rd (overall)	Player Chosen	From
1 (2)	Blaine Manning	Radford University
3 (29)	Matt King	Victoria, BC
3 (34)	Shawn Cable	Victoria, BC
4 (41)	Nicci Johnston	New Westminster, BC
4 (49)	Lewis Ratcliff	Coquitlam, BC
5 (53)	Jimmy Quinlan	New Westminster, BC
6 (69)	Nick Quinn	Whittier College
7 (81)	Greg Rennie	Port Coquitlam, BC
8 (93)	Mark Miyashita	Burnaby, BC
9 (105)	Andrew Biers	Victoria, BC





# COLORADO MAMMOTH

Pepsi Center • 1000 Chopper Circle • Denver, CO 80204 • Phone: 303-405-1101 • www.coloradomammoth.com



## TEAM DIRECTORY

Owner: .....E. Stanley Kroenke  
 President, General Manager & Governor: .....Steve Govett  
 Assistant General Manager: .....Don Sunblade  
 Vice President, Business Operations & Alternate Governor: .....Josh Gross  
 Phone: .....303-575-1906  
 E-Mail: .....jgross@pepsicenter.com  
 Coaches: .....Pat Coyle, Chris Gill, Dan Stroup  
 Assistant Coach: .....Dallas Eliuk  
 Head of Sports Performance: .....Joel Raether  
 Athletic Trainer: .....Mark Zaccone  
 Broadcast Partners: .....Altitude, TSN, Universal Sports Network, WatchESPN & NLL LIVE



**Steve Govett**  
President and General Manager

## TEAM INFORMATION

Home Arena/Seating Capacity .....Pepsi Center/18,007  
 NLL Team Established .....1986 (Relocated from Washington in 2002)  
 Colors .....Burgundy, Black, Silver and White



**Don Sunblade**  
Assistant General Manager



**Josh Gross**  
Vice President, Business Operations

### 2015 Schedule

Date	Time	Away	Home
Sat, Jan 03	8:00 PM	Colorado	Minnesota
Sat, Jan 10	9:00 PM	Calgary	Colorado
Sat, Jan 24	9:00 PM	Vancouver	Colorado
Sat, Jan 31	10:00 PM	Colorado	Vancouver
Fri, Feb 13	9:00 PM	Edmonton	Colorado
Sun, Feb 15	4:00 PM	Colorado	Edmonton
Sun, Feb 22	1:00 PM	Colorado	New England
Sat, Feb 28	7:30 PM	Colorado	Buffalo
Fri, Mar 06	9:00 PM	Toronto	Colorado
Sun, Mar 15	8:00 PM	Minnesota	Colorado
Sat, Mar 21	10:00 PM	Colorado	Vancouver
Sun, Mar 29	8:00 PM	Vancouver	Colorado
Fri, Apr 03	9:00 PM	Calgary	Colorado
Sat, Apr 04	9:00 PM	Colorado	Calgary
Sat, Apr 11	7:30 PM	Colorado	Rochester
Fri, Apr 17	9:00 PM	Rochester	Colorado
Sat, Apr 18	9:00 PM	Colorado	Edmonton
Sat, May 02	9:00 PM	Edmonton	Colorado

### 2014 Results

Regular Season Record: 8-10 • Playoffs: 0-1

Date	Away	Home
Sat, Dec 28	Edmonton 13	Colorado 10
Sat, Jan 04	Vancouver 12	Colorado 13
Fri, Jan 10	Colorado 11	Calgary 13
Sat, Jan 11	Colorado 6	Edmonton 17
Fri, Jan 17	Colorado 13	Vancouver 14
Sat, Jan 18	Buffalo 16	Colorado 9
Sat, Jan 25	Colorado 14	Calgary 13
Sat, Feb 01	Minnesota 12	Colorado 14
Sat, Feb 08	Colorado 10	Vancouver 9
Fri, Feb 14	Vancouver 19	Colorado 9
Sat, Mar 01	Rochester 11	Colorado 9
Sat, Mar 08	Calgary 9	Colorado 10
Sat, Mar 15	Colorado 9	Buffalo 12
Sat, Mar 29	Philadelphia 14	Colorado 12
Sat, Apr 05	Colorado 11	Edmonton 12
Fri, Apr 11	Edmonton 8	Colorado 10
Sat, Apr 19	Colorado 18	Minnesota 12
Sat, Apr 26	Colorado 13	Philadelphia 12
Sat, May 03*	Colorado 15	Calgary 16

\* - Playoff Game



## MAMMOTH 2014 REGULAR SEASON STATISTICS

#	Name	GP	G	A	PTS	PIM	PPG	SHG	S	SOG	SOFF	LB	TO	FT	FO	FOW	FOL	FO%
24	John Grant Jr.	17	40	51	91	20	15	2	265	188	77	64	60	4	0	0	0	0.0
16	Adam Jones	13	39	26	65	6	8	2	158	124	34	65	31	18	0	0	0	0.0
26	Drew Westervelt	16	30	33	63	12	6	0	154	112	42	34	36	1	0	0	0	0.0
17	Sean Pollock	17	23	28	51	15	5	1	121	82	39	46	36	2	0	0	0	0.0
96	Joel Dalgarno	16	11	31	42	8	3	1	80	53	27	35	17	4	0	0	0	0.0
23	Athan Iannucci	10	14	19	33	6	1	0	78	60	18	21	30	2	0	0	0	0.0
22	Casey Powell	5	8	17	25	6	3	1	59	42	17	14	13	0	0	0	0	0.0
19	Cameron Holding	18	7	16	23	4	0	0	34	22	12	108	16	19	0	0	0	0.0
37	Dan Coates	18	2	14	16	14	0	0	12	9	3	71	8	20	4	2	2	50.0
82	Joey Cupido	17	6	7	13	2	0	1	24	18	6	74	16	16	0	0	0	0.0
15	Mat MacLeod	13	6	6	12	10	0	0	33	23	10	34	19	12	3	0	3	0.0
45	Dillon Ward	14	0	10	10	2	0	0	1	0	1	18	10	5	0	0	0	0.0
41	Bob Snider	18	3	6	9	10	0	0	19	16	3	161	27	14	494	279	215	56.5
62	Creighton Reid	15	1	8	9	8	0	0	9	7	2	37	4	11	0	0	0	0.0
39	Dan Ball	17	4	4	8	44	0	0	11	9	2	29	3	8	0	0	0	0.0
10	Colton Clark	14	2	6	8	8	0	0	16	13	3	59	11	12	0	0	0	0.0
14	Jordan McBride	3	1	6	7	0	0	0	16	11	5	10	6	0	0	0	0	0.0
21	Chet Konecny	11	0	5	5	12	0	0	2	2	0	47	2	10	0	0	0	0.0
11	John Gallant	14	0	5	5	14	0	0	0	0	0	41	6	16	0	0	0	0.0
88	Jackson Decker	6	1	2	3	2	1	0	22	14	8	8	10	2	0	0	0	0.0
85	Jamie Shewchuk	3	1	2	3	23	1	0	26	17	9	8	8	2	0	0	0	0.0
44	Jamie Lincoln	2	1	2	3	0	0	0	10	6	4	2	1	0	0	0	0	0.0
73	Dean Hill	2	1	2	3	7	0	0	8	6	2	2	0	0	0	0	0	0.0
56	John Orsen	6	0	1	1	4	0	0	0	0	0	12	0	5	0	0	0	0.0
7	Mike McNamara	9	0	1	1	11	0	0	3	2	1	19	0	17	0	0	0	0.0
8	Nick Carlson	4	0	1	1	2	0	0	0	0	0	11	1	1	0	0	0	0.0
31	Tye Belanger	4	0	0	0	0	0	0	0	0	0	7	0	0	0	0	0	0.0
4	Cameron Mann	4	0	0	0	0	0	0	1	1	0	13	2	0	0	0	0	0.0

### GOALTENDER

#	Name	GP	MIN	W	L	SOG	GA	GAA	SV	SV%
45	Dillon Ward	18	901:14	7	7	766	174	11.58	592	.773
31	Tye Belanger	18	186:15	1	3	141	51	16.43	90	.638

**MAMMOTH 2014 PLAYOFF STATISTICS**

#	Name	GP	G	A	PTS	PIM	PPG	SHG	S	SOG	SOFF	LB	TO	FT	FO	FOW	FOL	FO%
24	John Grant Jr.	1	2	5	7	0	0	0	19	12	7	2	2	0	0	0	0	0.0
16	Adam Jones	1	5	0	5	2	1	0	20	10	10	0	4	0	0	0	0	0.0
23	Athan Iannucci	1	2	2	4	0	0	0	7	5	2	2	3	0	0	0	0	0.0
19	Cameron Holding	1	1	3	4	0	0	0	3	3	0	8	1	2	0	0	0	0.0
62	Creighton Reid	1	0	4	4	2	0	0	2	2	0	2	0	2	0	0	0	0.0
17	Sean Pollock	1	1	2	3	0	0	0	8	4	4	2	1	0	0	0	0	0.0
37	Dan Coates	1	1	1	2	0	0	0	5	5	0	3	0	0	0	0	0	0.0
45	Dillon Ward	1	0	2	2	0	0	0	0	0	0	1	1	1	0	0	0	0.0
41	Bob Snider	1	1	1	2	0	0	1	1	1	0	8	7	1	35	14	21	40.0
82	Joey Cupido	1	1	1	2	0	0	1	4	4	0	4	0	0	0	0	0	0.0
96	Joel Dalgarno	1	1	0	1	0	0	0	3	3	0	0	3	0	0	0	0	0.0
15	Mat MacLeod	1	0	1	1	0	0	0	0	0	0	1	1	0	0	0	0	0.0
88	Jackson Decker	1	0	1	1	0	0	0	1	1	0	0	1	0	0	0	0	0.0
21	Chet Koneczny	1	0	1	1	2	0	0	0	0	0	1	0	1	0	0	0	0.0
11	John Gallant	1	0	0	0	0	0	0	0	0	0	7	0	0	0	0	0	0.0
39	Dan Ball	1	0	0	0	0	0	0	0	0	0	3	0	0	0	0	0	0.0
8	Nick Carlson	1	0	0	0	2	0	0	0	0	0	0	1	0	0	0	0	0.0

**GOALTENDER**

#	Name	GP	MIN	W	L	SOG	GA	GAA	SV	SV%
31	Tye Belanger	1	0:54	0	0	2	0	0.00	2	1.000
45	Dillon Ward	1	60:29	0	1	58	16	15.87	42	.724



## MAMMOTH REGULAR SEASON CAREER RECORDS

### GAMES PLAYED

Name	No.
John Gallant	190
Brian Langtry	132
Gavin Prout	127
Nick Carlson	118
Gary Gait	113
Josh Sims	112
Tom Ethington	104
Paul Cantabene	96
Chris Levis	88
Gee Nash	81
Brian Reese	81

### ASSISTS

Name	No.
Gavin Prout	459
Gary Gait	335
Brian Langtry	273
John Grant	212
Paul Cantabene	157
Dan Carey	147
Jamie Shewchuk	145
Adam Jones	112
Josh Sims	108
Del Halladay	107

### LOOSE BALLS

Name	No.
John Gallant	873
Josh Sims	770
Paul Cantabene	683
Gary Gait	655
Gavin Prout	647
Brian Langtry	604
Nick Carlson	453
Jay Jalbert	380
Jamie Hanford	375
Ilija Gajic	356

### FORCED TURNOVERS

Name	No.
Cameron Holding	48
John Gallant	45
Ilija Gajic	44
Adam Jones	40
Jarett Park	39
Rory Smith	39
Joey Cupido	37
Dan Coates	36
Creighton Reid	27
Mat MacLeod	25

### GOALTENDER MINUTES

Name	No.
Gee Nash	3842
Chris Levis	3296
Erik Miller	1486
Devin Dalep	1303
Andrew Leyshon	1124
Derek Collins	1045
Dillon Ward	901
Chris Sanderson	663
Tye Belanger	619
J.J. Pearl	614

### GOALS

Name	No.
Gary Gait	387
Brian Langtry	230
Gavin Prout	205
John Grant	169
Matt Shearer	115
Jamie Shewchuk	112
Paul Gait	111
Adam Jones	101
Del Halladay	96
Tim Hormes	89
Dan Carey	89

### POINTS

Name	No.
Gary Gait	722
Gavin Prout	664
Brian Langtry	503
John Grant	381
Jamie Shewchuk	257
Paul Cantabene	245
Dan Carey	236
Paul Gait	216
Adam Jones	213
Matt Shearer	208

### FACEOFF WINS

Name	No.
Jamie Hanford	1301
Paul Cantabene	765
Rodney Tapp	365
Bob Snider	279
Matt Leveque	236
Ilija Gajic	220
Fred Haas	206
Brad Richardson	167
Jon Brothers	140
Jim Moss	131

### PENALTY MINUTES

Name	No.
Brian Reese	298
John Gallant	279
Gavin Prout	209
Nick Carlson	197
Rich Catton	171
Paul Cantabene	171
Hugh Donovan	168
Dave Stilley	149
Jay Jalbert	147
Kip Fulks	136

### GOALTENDER SAVES

Name	No.
Gee Nash	2438
Chris Levis	2070
Erik Miller	947
Devin Dalep	900
Andrew Leyshon	677
Derek Collins	666
Dillon Ward	592
J.J. Pearl	399
Chris Sanderson	388
Tye Belanger	362

## MAMMOTH PLAYOFF CAREER RECORDS

### GAMES PLAYED

Name	No.
John Gallant	13
Josh Sims	12
Gary Gait	11
Brian Langtry	11
Gavin Prout	10
Nick Carlson	9
Tom Ethington	8
Jamie Hanford	8
Dave Stilley	8

### ASSISTS

Name	No.
Gavin Prout	33
Gary Gait	29
Brian Langtry	14
Paul Cantabene	13
Jay Jalbert	13
Nick Carlson	11
John Grant	11
Jamie Shewchuk	9
Dan Carey	9
Paul Gait	8
Josh Sims	8
Ben Prepchuk	8

### LOOSE BALLS

Name	No.
Josh Sims	94
Gary Gait	71
John Gallant	62
Paul Cantabene	57
Gavin Prout	56
Brian Langtry	47
Erik Miller	40
Jamie Hanford	38
Pat Coyle	34
Jay Jalbert	32

### FORCED TURNOVERS

Name	No.
Rory Smith	3
12 players with:	2

### PENALTY MINUTES

Name	No.
Dave Stilley	32
Nick Carlson	20
Brian Reese	18
Jamie Hanford	15
John Gallant	14
Tony Millon	14
Paul Cantabene	12
Eric Gervais	12
Matt Leveque	11
Gavin Prout	8
Tom Phair	8

### GOALKEEPER MINUTES

Name	No.
Gee Nash	379
Erik Miller	205
Chris Levis	177
Devin Dalep	135
Derek Collins	117

### GOALKEEPER SAVES

Name	No.
Gee Nash	231
Erik Miller	132
Devin Dalep	112
Chris Levis	108

### GOALS

Name	No.
Gary Gait	28
Brian Langtry	27
Gavin Prout	18
Josh Sims	14
John Grant	12
Adam Jones	12
Del Halladay	8
Jamie Shewchuk	7
Matt Shearer	7
Ben Prepchuk	7

### POINTS

Name	No.
Gary Gait	57
Gavin Prout	51
Brian Langtry	41
John Grant	23
Josh Sims	22
Paul Cantabene	19
Jay Jalbert	17
Jamie Shewchuk	16
Dan Carey	15
Nick Carlson	15
Ben Prepchuk	15

### FACEOFF WINS

Name	No.
Jamie Hanford	133
Paul Cantabene	65
Werner Krueger	21
Fred Haas	16
Bob Snider	14
Rodney Tapp	13
Ilija Gajic	12
Jim Moss	9
Dan Britton	7
Ryan Hotaling	6

\* - Stats prior to 2003 season recorded before franchise relocated to Denver.





## MAMMOTH SINGLE-SEASON RECORDS

GOALS			POINTS			PENALTY MINUTES			FORCED TURNOVERS (OFFICIAL SINCE 2011)		
Gary Gait	61	2003	John Grant	116	2012	Brian Reese	98	2002	Jarett Park	23	2011
Gary Gait	57	1998	Paul Gait	114	2002	Dave Stilley	64	2006	Rory Smith	22	2012
Gary Gait	55	2004	Gary Gait	112	2002	Jay Jalbert	55	2006	Steve Toll	21	2011
Paul Gait	54	2002	Gary Gait	96	2003	Mac Allen	55	2011	Joey Cupido	20	2013
Gary Gait	50	1999	Gavin Prout	93	2006	Rich Catton	55	2008	Dan Coates	20	2014
Gary Gait	50	2002	Gary Gait	93	2004	Hugh Donovan	54	2002	Ilija Gajic	19	2011
John Grant	50	2012	Gavin Prout	92	2008	John Gallant	54	2003	Cameron Holding	19	2014
Gary Gait	43	2001	Gavin Prout	91	2004	Chet Koneczny	54	2013	Cameron Holding	18	2013
John Grant	43	2013	John Grant	91	2013	John Gallant	53	2002	Adam Jones	18	2014
John Grant	40	2014	John Grant	91	2014	Three tied with	52		Rory Smith	17	2013
ASSISTS			LOOSE BALLS			FACE-OFFS WON			SAVES		
Gavin Prout	67	2008	Devin Dalep	193	2002	Jamie Hanford	280	2005	Chris Levis	603	2012
John Grant	66	2012	Erik Miller	186	2003	Bob Snider	279	2014	Gee Nash	601	2005
Gavin Prout	64	2006	Paul Cantabene	163	2002	Jamie Hanford	275	2007	Dillon Ward	592	2014
Gary Gait	62	2002	Bob Snider	161	2014	Jamie Hanford	271	2003	Gee Nash	539	2004
Gavin Prout	61	2012	Jay Jalbert	152	2006	Jamie Hanford	267	2006	Erik Miller	529	2003
Paul Gait	60	2002	Jay Jalbert	141	2005	Jamie Hanford	208	2004	Devin Dalep	515	2002
Gavin Prout	59	2007	Josh Sims	136	2007	Paul Cantabene	191	2002	Chris Levis	509	2011
Gavin Prout	57	2004	Ilija Gajic	124	2012	Brad Richardson	167	2010	Andrew Leyshon	468	2009
John Grant	51	2014	Nenad Gajic	121	2008	Matt Leveque	148	2011	Gee Nash	452	2007
Gavin Prout	50	2005	Gary Gait	120	2002	Jim Moss	131	2008	Gee Nash	425	2006

## MAMMOTH ALL-TIME RECORDS VS. OPPONENTS

	REGULAR SEASON									PLAYOFFS								
	ROAD			HOME			OVERALL			ROAD			HOME			OVERALL		
	GP	W	L	GP	W	L	GP	W	L	GP	W	L	GP	W	L	GP	W	L
Buffalo	17	6	11	12	5	7	29	11	18	1	1	0	-	-	-	1	1	0
Calgary	18	9	9	14	8	6	32	17	15	4	0	4	3	1	2	7	1	6
Edmonton	11	7	4	14	8	6	25	15	10	-	-	-	1	0	1	1	0	1
Minnesota	10	7	3	8	4	4	18	11	7	-	-	-	1	0	1	4	1	3
Philadelphia	24	7	17	24	9	15	48	16	32	3	1	2	1	0	1	2	1	1
Rochester	10	4	6	15	8	7	25	12	13	-	-	-	2	1	1	2	1	1
Toronto	8	3	5	7	6	1	15	9	6	1	0	1	-	-	-	3	0	3
(as Toronto)	7	3	4	6	5	1	13	8	5	1	0	1	-	-	-	3	0	3
(as Ontario)	1	0	1	1	1	0	2	1	1	-	-	-	1	0	1	1	0	1
Vancouver Stealth	17	3	14	18	10	8	35	13	22	-	-	-	1	0	1	1	0	1
(as Van. Stealth)	2	1	1	2	1	1	4	2	2	-	-	-	-	-	-	-	-	-
(as Was. Stealth)	5	0	5	6	1	5	9	1	10	-	-	-	1	0	1	1	0	1
(as San Jose)	8	2	6	9	7	2	17	9	8	-	-	-	1	0	1	1	0	1
(as Albany)	2	0	2	1	1	0	3	1	2	-	-	-	-	-	-	-	-	-
Anaheim	4	3	1	6	5	1	10	8	2	-	-	-	-	-	-	-	-	-
(as Anaheim)	2	2	0	4	3	1	6	5	1	-	-	-	-	-	-	-	-	-
(as NJ Storm)	2	1	1	2	2	0	4	3	1	-	-	-	-	-	-	-	-	-
Arizona	8	5	3	6	3	3	14	8	6	1	0	1	1	1	0	2	1	1
(as Arizona)	6	4	2	5	3	2	11	7	4	1	0	1	1	1	0	2	1	1
(as Columbus)	2	1	1	1	0	1	3	1	2	-	-	-	-	-	-	-	-	-
Boston	1	0	1	2	1	1	3	1	2	-	-	-	-	-	-	-	-	-
Detroit	4	1	3	4	1	3	8	2	6	1	0	1	-	-	-	1	0	1
New England	5	4	1	9	5	4	14	9	5	-	-	-	-	-	-	-	-	-
New York	15	6	9	17	12	5	32	18	14	2	1	1	-	-	-	2	1	1
(as NY Saints)	13	6	7	14	11	3	27	17	10	1	0	1	-	-	-	1	0	1
(as NJ Saints)	2	0	2	3	1	2	5	1	4	1	1	0	-	-	-	1	1	0
Orlando	1	0	1	2	1	1	3	1	2	-	-	-	-	-	-	-	-	-
(as Orlando)	-	-	-	1	0	1	1	0	1	-	-	-	-	-	-	-	-	-
(as NY Titans)	1	0	1	1	1	0	2	1	1	-	-	-	-	-	-	-	-	-
Ottawa	5	3	2	4	4	0	9	7	2	-	-	-	-	-	-	-	-	-
(as Ottawa)	2	2	0	1	1	0	3	3	0	-	-	-	-	-	-	-	-	-
(as Syracuse)	3	1	2	3	3	0	6	4	2	-	-	-	-	-	-	-	-	-
Pittsburgh Bulls	3	2	1	2	1	1	5	3	2	-	-	-	-	-	-	-	-	-
Portland	6	3	3	5	3	2	11	6	5	-	-	-	-	-	-	-	-	-
Vancouver Ravens	3	2	1	2	2	0	5	4	1	-	-	-	1	1	0	1	1	0
Washington Wave	3	1	2	3	1	2	6	2	4	1	1	0	-	-	-	1	1	0

\* - Stats prior to 2003 season recorded before franchise relocated to Denver.



# MAMMOTH ALL-TIME DRAFT HISTORY

## 2014 ENTRY DRAFT

Rd (overall)	Player Chosen	From
1 (4)	Eli McLaughlin	Coquitlam
1 (7)	Robert Hope	Pfeiffer University
2 (17)	Alex Buque	American International College
4 (32)	Zach Rogers	Providence College
5 (41)	DJ Giacobbo	Canisius College
5 (42)	Terry Ellis	University at Denver
6 (50)	Mike Crampton	U.S. Air Force Academy

## 2013 ENTRY DRAFT

Rd (overall)	Player Chosen	From
1 (3)	Dillon Ward	Bellarmine
4 (31)	Cody McMahon	Orangeville, ON
4 (32)	Cameron Mann	Jacksonville
5 (40)	Dom Sebastiani	Delaware
6 (49)	Jake Weidner	Brampton, ON

## 2012 ENTRY DRAFT

Rd (overall)	Player Chosen	From
1 (9)	Colton Clark	Bellarmine University
5 (44)	Jaden Gastaldo	Burnaby, BC
6 (53)	Alex Demopoulos	University of Denver

## 2011 ENTRY DRAFT

Rd (overall)	Player Chosen	From
1 (3)	Adam Jones	Canisius College
1 (8)	Dan Coates	Canisius College
2 (13)	Jordan McBride	Stony Brook University
2 (14)	Jamie Lincoln	Hofstra University
2 (16)	Tye Belanger	Peterborough, ON
4 (30)	Craig England	Orangeville, ON
5 (38)	Joey Cupido	Six Nations, ON
6 (47)	Jovan Miller	Syracuse University

## 2011 DISPERSAL DRAFT (BOS)

Rd (overall)	Player Chosen
2 (12)	Ryan Hotaling
3 (21)	Greg Peyser
4 (29)	Gary Bining
5 (35)	Sean Morris
6	Pass

## 2010 ENTRY DRAFT

Rd (overall)	Player Chosen	From
2 (11)	Ned Crotty	Duke University
3 (22)	Ken Clausen	University of Virginia
5 (42)	John Rae	Barrie, ON
6 (52)	Mark Farthing	Peterborough, ON

## 2010 DISPERSAL DRAFT

Rd (overall)	Player Chosen
1 (1)	Matt Vinc
2 (11)	Jarrett Park
3 (21)	Chad Thompson
4 (31)	Marc Burton
5 (38)	Bryant Barrett

## 2009 ENTRY DRAFT

Rd (overall)	Player Chosen	From
1 (4)	Cliff Smith	Denver University
1 (5)	Alex Gajic	Denver University
2 (17)	Brad Richardson	Denver University
3 (32)	Shaun Dhalwal	Burnaby, B.C.
4 (35)	Ryan McFadyen	Duke University
5 (46)	Ben Davies	New Westminster, B.C.
6 (55)	Neil Tyacke	New Westminster, B.C.
6 (56)	Rocco Romero	Cornell University

## 2009 DISPERSAL DRAFT

Rd (overall)	Player Chosen
1 (5)	Cory Conway
2 (16)	David Morgan
3 (27)	Dallas Eliuk

## 2008 ENTRY DRAFT

Rd (overall)	Player Chosen	From
1 (7)	Matt Danowski	Duke University
3 (31)	Mike Ward	Duke University
4 (43)	Terry Kimener	UMBC
6 (69)	Ryan McFadyen	Duke University

## 2008 DISPERSAL DRAFT (CHI)

Rd (overall)	Player Chosen
1 (6)	Brad Self
2 (17)	Steven Brooks

## 2008 DISPERSAL DRAFT (AZ)

Rd (overall)	Player Chosen
1 (7)	Bruce Murray
2 (20)	Matt Ward

## 2007 ENTRY DRAFT

Rd (overall)	Player Chosen	From
2 (26)	Nathan Sanderson	Rutgers University
3 (30)	Dylan Llord	St. Catharines, ON
3 (40)	Matt Wilson	Coquitlam, BC
4 (54)	Andrew Spack	Loyola College
6 (82)	Ryan Clark	Nanaimo, BC

## 2007 DISPERSAL DRAFT

Rd (overall)	Player Chosen
1 (11)	Bruce Murray
2 (14)	Matt Brown
3 (35)	Jed Prossner

## 2006 ENTRY DRAFT

Rd (overall)	Player Chosen	From
1 (13)	Gary Bining	Ohio State University
2 (25)	Jamie Shewchuk	Burnaby, BC
3 (34)	Matt Poskay	University of Virginia
4 (51)	Curtis Morwick	Victoria, BC
5 (64)	Casey Cittadino	Towson University
6 (77)	Sean Morris	University of Massachusetts

## 2005 ENTRY DRAFT

Rd (overall)	Player Chosen	From
1 (7)	Dan Carey	Canisius College
2 (16)	Ryan Marshall	Duke University
3 (28)	Shawn Williams	Surrey, BC
4 (49)	Scott Davidson	University of Denver
5 (50)	Andy Glen	Peterborough, ON
6 (62)	Adam Hughes	Cortland State University

## 2005 DISPERSAL DRAFT

Rd (overall)	Player Chosen
1 (6)	Bill Greer

## 2004 ENTRY DRAFT

Rd (overall)	Player Chosen	From
3 (29)	Lee Zink	University of Maryland
4 (40)	Cory Vann	University of Denver
5 (52)	Andrew Huelskoetter	University of Denver
6 (63)	Mark Plonke	Colorado State University

## 2004 DISPERSAL DRAFT

Rd (overall)	Player Chosen
1 (8)	Randy Daly

## 2003 ENTRY DRAFT

Rd (overall)	Player Chosen	From
3 (24)	Curtis Smith	Ohio State University
3 (31)	Brian Potter	Victoria, BC
4 (35)	Dan Cocchi	Towson University
5 (45)	Graham Palmer	Victoria, BC
6 (55)	Devon Spilker	Limestone College
7 (65)	Pat Meyers	Ohio State University
8 (76)	Mike Frisora	Middlebury University

## MAMMOTH'S COACHING HISTORY

### Regular Season

Coach	W	L	Season
Griebe, Bob	2	4	1987
Griebe, Bob	2	6	1988
<b>Total</b>	<b>4</b>	<b>10</b>	
Stewart, John	4	4	1989
Stewart, John	4	4	1990
Stewart, John	6	4	1991
Stewart, John	3	5	1992
Stewart, John	2	6	1993
<b>Total</b>	<b>19</b>	<b>23</b>	
Lichtfuss, Ernest "Skip"	1	7	1994
Lichtfuss, Ernest "Skip"	3	5	1995
Lichtfuss, Ernest "Skip"	4	6	1996
<b>Total</b>	<b>8</b>	<b>18</b>	
Tucker, John	2	8	1997
Tucker, John	8	4	1998
Tucker, John	8	4	1999
Tucker, John	6	6	2000
<b>Total</b>	<b>24</b>	<b>22</b>	
Kilgour, Darris	9	5	2001
Kilgour, Darris	9	7	2002
<b>Total</b>	<b>18</b>	<b>12</b>	
Jensen, Rod	4	5	2003
Batley, Jamie	5	2	2003
Batley, Jamie	13	3	2004
Batley, Jamie	8	8	2005
<b>Total</b>	<b>26</b>	<b>13</b>	
Gait, Gary	10	6	2006
Gait, Gary	12	4	2007
<b>Total</b>	<b>22</b>	<b>10</b>	
McMahon, Bob	9	7	2008
McMahon, Bob	7	9	2009
McMahon, Bob	0	2	2010
<b>Total</b>	<b>16</b>	<b>18</b>	
Govett, Steve*	2	5	2010
Hamley, Bob	2	5	2010
Hamley, Bob	5	11	2011
Hamley, Bob	11	5	2012
Hamley, Bob	7	9	2013
Hamley, Bob	4	7	2014
<b>Total</b>	<b>29</b>	<b>37</b>	
P. Coyle, C. Gill & D. Stroup	4	3	2014
<b>Grand Total</b>	<b>176</b>	<b>176</b>	



## MAMMOTH ALL-TIME DRAFT HISTORY

## MAMMOTH'S COACHING HISTORY

## Playoffs

Coach	W	L	Season
Griebe, Bob	2	0	1987
Stewart, John	0	1	1991
Stewart, John	0	1	1992
Stewart, John	0	1	1993
<b>Total</b>	<b>0</b>	<b>3</b>	
Tucker, John	1	2	1998
Tucker, John	0	1	1999
<b>Total</b>	<b>1</b>	<b>3</b>	
Kilgour, Darris	0	1	2001
Kilgour, Darris	1	1	2002
<b>Total</b>	<b>1</b>	<b>2</b>	
Batley, Jamie	1	1	2003
Batley, Jamie	0	1	2004
Batley, Jamie	0	1	2005
<b>Total</b>	<b>1</b>	<b>3</b>	
Gait, Gary	3	0	2006
Gait, Gary	0	1	2007
<b>Total</b>	<b>3</b>	<b>1</b>	
McMahon, Bob	0	1	2008
McMahon, Bob	0	1	2009
<b>Total</b>	<b>0</b>	<b>2</b>	
Hamley, Bob	0	1	2011
Hamley, Bob	0	1	2012
Hamley, Bob	0	1	2013
<b>Total</b>	<b>0</b>	<b>3</b>	
P. Coyle, C. Gill & D. Stroup	0	1	2014
<b>Grand Total</b>	<b>8</b>	<b>18</b>	

## 2003 DISPERSAL DRAFT

Rd	Player Chosen
1 (8)	Brad Self
2 (19)	Mike Henderson

## 2002 ENTRY DRAFT

Rd	Player Chosen	From
2 (21)	Ryan Soliday	Syracuse University
5 (57)	Billy St. George	Syracuse University
6 (69)	Kevin Smithies	Bucknell University
7 (81)	Tom Ethington	University of Denver
8 (93)	Chase Jaeger	Delta, BC
9 (104)	Brad Reppert	Towson University
9 (105)	Mike Nappoli	Colorado State University

## 2001 EXPANSION DRAFT

Rd	Player Chosen	From
5 (62)	Bobby Horsey	Loyola College
6 (75)	Roger Vyse	Six Nations, ON
7 (88)	Mike Talarico	Drew College
8 (101)	Tom Tamberrino	Georgetown University
9 (114)	Jen Adams	University of Maryland

## 2001 ENTRY DRAFT

Rd	Player Chosen	From
4 (22)	Joe High	Salisbury University
4 (31)	Chris Turner	Salisbury University
5 (40)	Steven Card	Duke University
6 (49)	Casey Connor	University of Maryland
7 (58)	Peter Valepec	Georgetown University
8 (67)	Brian Zeller	University of Maryland
9 (76)	Todd Paradise	Towson University

## 1999 ENTRY DRAFT

Rd	Player Chosen	From
2	Scott Diggs	Duke University
3	Tim O'Hara	Loyola College
4	Todd Vizcarondo	Loyola College
5	Dylan Schlott	Johns Hopkins University
6	Chris Lamy	University of Maryland
7	Chris Turner	UMBC
8	Kevin Sturm	Towson University
8	Jason Quenzer	UMBC
9	Dan Ross	Towson University

## 1998 ENTRY DRAFT

Rd	Player Chosen	From
1	Chris Sanderson	University of Virginia
2	Jesse Hubbard	Princeton University
3	Matt Hahn	University of Maryland
4	Dudley Dixon	Johns Hopkins University
5	Andrew Whipple	University of Maryland
6	Brian Reese	University of Maryland
9	A.T. Bailey	Johns Hopkins University

## 1997 ENTRY DRAFT

Rd	Player Chosen	From
1	Matt Shearer	Loyola College
2	Michael Watson	University of Virginia
3	Andy Ross	US Naval Academy
4	Billy Evans	Johns Hopkins University
5	Doug Knight	University of Virginia
6	Jason Wade	University of North Carolina
7	David Curry	University of Virginia
8	Milford Marchant	Mt. Washington College
9	Brian Volpe	Loyola College

## 1996 ENTRY DRAFT

Rd	Player Chosen	From
1	Brian Dougherty	University of Maryland
2	Tim Whiteley	University of Virginia
3	David Evans	Brown University
4	Sean Radebaugh	Salisbury University
5	Brendan Fry	Loyola College

## 1995 ENTRY DRAFT

Rd	Player Chosen	From
2	Del Halladay	Loyola College
4	Dan Radebaugh	University of Maryland
5	Tom Roszko	Johns Hopkins University

## 1994 ENTRY DRAFT

Rd	Player Chosen	From
2	Stewart Crotty	Towson University
3	Ryan Murphy	Salisbury University
4	Dan Stroup	British Columbia
5	Billy Daye	University of North Carolina

## 1993 ENTRY DRAFT

Rd	Player Chosen	From
2	Paul Cantabene	Loyola College
3	Kevin Anderson	Loyola College
4	Brian Kelly	Johns Hopkins University
5	Tom Gravante	Hobart College

## 1993 SUPPLEMENTAL DRAFT

Rd	Player Chosen	From
1	Dave Pietramala	Johns Hopkins University
2	Lindsay Dixon	Towson University
3	Bob Martino	Washington College
4	Tim Holmes	Washington College
5	Adam Wright	Johns Hopkins University

## 1992 ENTRY DRAFT

Rd	Player Chosen	From
1	Jim Blanding	Loyola College
2	Tom Stanziale	Roanoke College
3	Adam Wright	Johns Hopkins University
4	Garth Appelt	University of Virginia
5	Brian Burlece	University of Maryland

## 1991 ENTRY DRAFT

Rd	Player Chosen	From
1	Tony Millon	Towson University
2	Fred Haas	Loyola College
3	Sean Smith	Loyola College
4	Tom Johnson	Loyola College
5	Glenn Smith	Towson University

## 1990 ENTRY DRAFT

Rd	Player Chosen	From
1	Brian Kroneberger	Loyola College
2	Vince Angotti	Cornell University
3	Chris Gunkle	Loyola College
4	Greg Gunning	Johns Hopkins University
5	Joe Bonaci	Syracuse University

## 1989 ENTRY DRAFT

Rd	Player Chosen	From
1	Bart Aldridge	University of Delaware
2	Matt Lewandowski	University of Delaware
3	Pat Gugerty	University of Maryland
4	Mark Brannigan	Syracuse University
5	Brad Johnson	Hampden Sydney College

## 1988 ENTRY DRAFT

Rd	Player Chosen	From
1	Tom McClland	Loyola College
2	Peter Rubin	Duke University
2	Brooks Sweet	University of Massachusetts
3	Jeff Jackson	Hampden Sydney College
4	Ron Klausner	Towson University
5	Steve Egan	Towson University

# EDMONTON RUSH

137 Turbo Drive • Sherwood Park, AB • Phone: 780-732-7874 • [www.edmontonrush.com](http://www.edmontonrush.com)



## TEAM DIRECTORY

Owner & Governor: ..... Bruce Urban  
 Alternate Governor: ..... Al Ryz  
 General Manager/Head Coach: ..... Derek Keenan  
 Assistant Coaches: ..... Jeff McComb, Jimmy Quinlan  
 Athletic Trainer: ..... Tahisha Naidu  
 Director of Communications: ..... Pauline Hughes  
 Phone: ..... 780-720-3359  
 E-Mail: ..... [phughes@northlands.com](mailto:phughes@northlands.com)  
 Broadcast Partners: ..... TSN, Universal Sports Network, WatchESPN & NLL LIVE

## TEAM INFORMATION

Home Arena/Seating Capacity ..... Rexall Place/16,000  
 NLL Team Established ..... 2006  
 Colors ..... Black, Silver, White



**Bruce Urban**  
Owner and Governor



**Derek Keenan**  
General Manager and Head Coach



**Pauline Hughes**  
Director of Communications

### 2015 Schedule

Date	Time	Away	Home
Sat, Jan 03	7:30 PM	Edmonton	Buffalo
Sat, Jan 10	9:00 PM	Minnesota	Edmonton
Sat, Jan 24	9:00 PM	Edmonton	Calgary
Fri, Jan 30	9:30 PM	New England	Edmonton
Fri, Feb 13	9:00 PM	Edmonton	Colorado
Sun, Feb 15	4:00 PM	Colorado	Edmonton
Fri, Feb 27	9:30 PM	Toronto	Edmonton
Sun, Mar 08	4:00 PM	Calgary	Edmonton
Sat, Mar 14	9:00 PM	Vancouver	Edmonton
Sat, Mar 21	7:00 PM	Edmonton	Toronto
Sat, Mar 28	7:30 PM	Edmonton	Rochester
Fri, Apr 03	9:30 PM	Vancouver	Edmonton
Sat, Apr 04	10:00 PM	Edmonton	Vancouver
Fri, Apr 10	9:00 PM	Edmonton	Calgary
Sat, Apr 11	9:00 PM	Calgary	Edmonton
Sat, Apr 18	9:00 PM	Colorado	Edmonton
Sat, Apr 25	8:00 PM	Edmonton	Minnesota
Sat, May 02	9:00 PM	Edmonton	Colorado

### 2014 Results

Regular Season Record: 16-2 • Playoffs: 1-2

Date	Away	Home
Sat, Dec 28	Edmonton 13	Colorado 10
Sat, Jan 11	Colorado 6	Edmonton 17
Fri, Jan 17	Calgary 8	Edmonton 15
Sat, Jan 25	Edmonton 9	Vancouver 8
Sat, Feb 01	Rochester 7	Edmonton 8
Sat, Feb 08	Edmonton 8	Philadelphia 6
Sat, Feb 15	Edmonton 14	Minnesota 9
Fri, Feb 28	Toronto 10	Edmonton 11
Sat, Mar 08	Vancouver 9	Edmonton 10
Fri, Mar 14	Edmonton 15	Calgary 7
Fri, Mar 21	Buffalo 5	Edmonton 14
Sat, Mar 29	Edmonton 15	Rochester 11
Sun, Mar 30	Edmonton 13	Toronto 10
Sat, Apr 05	Colorado 11	Edmonton 12
Fri, Apr 11	Edmonton 8	Colorado 10
Sat, Apr 12	Edmonton 15	Calgary 11
Sat, Apr 19	Calgary 14	Edmonton 13
Fri, Apr 25	Vancouver 5	Edmonton 10
Sat, May 10*	Edmonton 11	Calgary 12
Fri, May 16*	Calgary 13	Edmonton 15
Sat, May 17*^	Calgary 2	Edmonton 1

\\* - Playoff Game; ^ - Mini Game



**RUSH 2014 REGULAR SEASON STATISTICS**

#	Name	GP	G	A	PTS	PIM	PPG	SHG	S	SOG	SOFF	LB	TO	FT	FO	FOW	FOL	FO%
42	Mark Matthews	18	31	47	78	18	7	0	240	167	73	54	66	5	0	0	0	0.0
9	Curtis Knight	18	35	37	72	4	9	2	155	123	32	74	33	4	0	0	0	0.0
91	Cory Conway	18	18	51	69	5	8	0	90	66	24	40	32	2	0	0	0	0.0
23	Jarrett Davis	18	16	37	53	19	0	0	99	68	31	54	21	8	0	0	0	0.0
88	Zack Greer	17	30	23	53	6	5	1	204	144	60	57	32	2	0	0	0	0.0
17	Robert Church	17	21	31	52	2	5	0	131	109	22	51	33	5	0	0	0	0.0
10	Riley Loewen	15	17	19	36	2	3	0	96	66	30	25	17	3	0	0	0	0.0
16	Chris Corbeil	18	17	10	27	18	0	5	42	35	7	137	14	26	0	0	0	0.0
74	Jeremy Thompson	18	9	8	17	23	0	0	22	19	3	165	34	23	435	235	200	54.0
79	Nik Bilic	17	3	13	16	46	0	0	14	11	3	67	12	18	0	0	0	0.0
13	Jeff Cornwall	18	7	6	13	10	0	0	24	23	1	86	8	29	0	0	0	0.0
24	Ryan Dilks	17	2	10	12	6	0	1	18	17	1	53	6	24	0	0	0	0.0
77	Aaron Bold	15	0	10	10	2	0	0	1	1	0	20	6	2	0	0	0	0.0
2	Brett Mydske	18	4	5	9	22	0	0	18	14	4	58	16	26	0	0	0	0.0
4	Kyle Rubisch	18	2	7	9	25	0	0	6	6	0	156	12	61	3	1	2	33.3
33	John LaFontaine	18	2	5	7	6	0	0	13	8	5	35	6	12	0	0	0	0.0
72	Adrian Sorichetti	4	3	2	5	2	0	0	16	12	4	4	4	1	0	0	0	0.0
6	John Lintz	16	0	3	3	25	0	0	0	0	0	54	4	21	10	1	9	10.0
87	Alex Turner	3	2	1	3	0	0	0	14	12	2	7	8	0	0	0	0	0.0
20	Mitch Banister	1	0	1	1	0	0	0	0	0	0	1	0	1	0	0	0	0.0
3	Jarrett Toll	1	1	0	1	0	0	0	4	3	1	2	0	2	0	0	0	0.0
50	Brodie Macdonald	2	0	0	0	0	0	0	0	0	0	1	0	0	0	0	0	0.0

**GOALTENDER**

#	Name	GP	MIN	W	L	SOG	GA	GAA	SV	SV%
77	Aaron Bold	18	1010:45	15	2	705	147	8.73	558	.791
50	Brodie Macdonald	18	74:44	1	0	57	10	8.03	47	.825



## RUSH 2014 PLAYOFF STATISTICS

#	Name	GP	G	A	PTS	PIM	PPG	SHG	S	SOG	SOFF	LB	TO	FT	FO	FOW	FOL	F0%
42	Mark Matthews	3	6	5	11	4	2	0	43	35	8	6	8	0	0	0	0	0.0
91	Cory Conway	3	1	7	8	2	1	0	13	5	8	2	1	1	0	0	0	0.0
9	Curtis Knight	3	3	5	8	0	1	1	22	18	4	7	4	1	0	0	0	0.0
88	Zack Greer	3	5	2	7	0	0	0	26	16	10	11	5	0	0	0	0	0.0
10	Riley Loewen	3	2	3	5	0	0	0	12	10	2	1	3	1	0	0	0	0.0
23	Jarrett Davis	3	1	3	4	0	0	0	5	4	1	3	2	1	0	0	0	0.0
17	Robert Church	3	2	2	4	2	1	0	14	12	2	5	1	0	0	0	0	0.0
79	Nik Bilic	3	3	1	4	0	0	0	5	5	0	12	1	3	0	0	0	0.0
13	Jeff Cornwall	3	0	3	3	2	0	0	3	2	1	6	0	1	0	0	0	0.0
4	Kyle Rubisch	3	0	2	2	4	0	0	2	2	0	21	1	3	0	0	0	0.0
24	Ryan Dilks	3	1	1	2	2	0	0	5	3	2	10	1	5	0	0	0	0.0
77	Aaron Bold	2	0	2	2	0	0	0	0	0	0	4	1	0	0	0	0	0.0
16	Chris Corbeil	3	1	1	2	0	1	0	2	2	0	13	2	1	0	0	0	0.0
33	John LaFontaine	3	1	1	2	0	0	0	1	1	0	7	1	3	0	0	0	0.0
6	John Lintz	3	1	0	1	6	0	0	1	1	0	7	3	3	0	0	0	0.0
74	Jeremy Thompson	3	0	0	0	2	0	0	2	0	2	25	5	1	63	48	15	76.2
2	Brett Mydske	3	0	0	0	0	0	0	0	0	0	2	0	3	0	0	0	0.0

## GOALTENDER

#	Name	GP	MIN	W	L	SOG	GA	GAA	SV	SV%
77	Aaron Bold	3	130:46	1	2	90	27	12.39	63	.700
50	Brodie Macdonald	3	0:00	0	0	0	0	0.00	0	.000



## RUSH REGULAR SEASON CAREER RECORDS

### GAMES PLAYED

Name	No.
Jim Quinlan	127
Brett Mydske	81
Rory Graves	76
Chris McElroy	65
Ryan Ward	64
Derek Suddons	62
Corey Small	62
John LaFontaine	61
John Lintz	56
Ian Hawksbee	54
Zack Greer	54

### GOALS

Name	No.
Jim Quinlan	100
Zack Greer	98
Ryan Ward	96
Corey Small	87
Mark Matthews	69
Andy Secore	57
Curtis Knight	54
Dan Stroup	50
Scott Evans	50
Chris Gill	49

### ASSISTS

Name	No.
Ryan Ward	168
Corey Small	127
Jim Quinlan	119
Andy Secore	87
Cory Conway	82
Mark Matthews	78
Brodie Merrill	74
Zack Greer	70
Gavin Prout	66
Curtis Knight	64

### POINTS

Name	No.
Ryan Ward	264
Jim Quinlan	219
Corey Small	214
Zack Greer	168
Mark Matthews	147
Andy Secore	144
Curtis Knight	118
Cory Conway	106
Gavin Prout	104
Brodie Merrill	100

### LOOSE BALLS

Name	No.
Jim Quinlan	544
Ian Hawksbee	447
Kyle Rubisch	435
Brodie Merrill	377
Chris Corbeil	297
Jeremy Thompson	296
Brett Mydske	295
Chris McElroy	294
Rory Graves	213
Chris McKay	198

### FACEOFF WINS

Name	No.
Jeremy Thompson	399
Pat Jones	216
Mac Allen	168
Rob Williams	153
Jarrett Toll	148
Brad Dairon	113
Shayne Bennett	71
Scott Stewart	70
Scott Self	68
Mike Accursi	48

### FORCED TURNOVERS

Name	No.
Kyle Rubisch	148
Brett Mydske	82
Chris Corbeil	60
Jeff Cornwall	56
Ryan Dilks	49
John Lintz	49
Jeremy Thompson	43
Jarrett Toll	41
John LaFontaine	37
Brodie Merrill	30

### PENALTY MINUTES

Name	No.
Jim Quinlan	143
Chris McElroy	129
Brett Mydske	120
Scott Evans	106
Kyle Rubisch	81
Ian Hawksbee	79
Buck Stobart	70
Jamie Floris	67
Andrew Turner	66
Brodie Merrill	65

### GOALTENDER MINUTES

Name	No.
Aaron Bold	2820
Matt Disher	1901
Curtis Palidwor	1401
Pat Campbell	928
Chris Levis	596
Steve Dietrich	295
Brandon Atherton	265
Dwight Maetche	239
Brodie Macdonald	209
Matt King	141

### GOALTENDER SAVES

Name	No.
Aaron Bold	1568
Matt Disher	1194
Curtis Palidwor	834
Pat Campbell	603
Chris Levis	386
Steve Dietrich	198
Brandon Atherton	160
Dwight Maetche	138
Brodie Macdonald	113

## RUSH PLAYOFF CAREER RECORDS

### GAMES PLAYED

Name	No.
Brett Mydske	9
Nine tied with	7

### GOALS

Name	No.
Corey Small	14
Ryan Ward	13
Zack Greer	11
Mark Matthews	8
Aaron Wilson	5
Dean Hill	5
Gavin Prout	4
Curtis Knight	4
Five tied with	3

### ASSISTS

Name	No.
Ryan Ward	26
Shawn Williams	11
Corey Small	10
Cory Conway	9
Aaron Wilson	9
Zack Greer	9
Mark Matthews	7
Ryan Powell	7
Four tied with	6

### POINTS

Name	No.
Ryan Ward	39
Corey Small	24
Zack Greer	20
Mark Matthews	15
Aaron Wilson	14
Shawn Williams	13
Gavin Prout	10
Cory Conway	10
Curtis Knight	10
Andy Secore	9

### LOOSE BALLS

Name	No.
Kyle Rubisch	43
Jarrett Toll	36
Jeremy Thompson	31
Chris Corbeil	31
Brodie Merrill	24
Zack Greer	21
Brett Mydske	20
Jeff Cornwall	20
Ryan Dilks	19
Corey Small	18

### FACEOFF WINS

Name	No.
Jeremy Thompson	54
Jarrett Toll	40
Pat Jones	22

### FORCED TURNOVERS

Name	No.
Kyle Rubisch	14
Ryan Dilks	11
Jeff Cornwall	8
Brett Mydske	7
John Lintz	7
Chris Corbeil	6
John LaFontaine	4

### PENALTY MINUTES

Name	No.
Jeff Cornwall	10
Derek Suddons	8
Ian Crashley	8
Kyle Rubisch	8
Tom N. Johnson	7
Jim Quinlan	6
John Lintz	6
Six tied with	4

### GOALTENDER MINUTES

Name	No.
Aaron Bold	370
Matt Disher	120

### GOALTENDER SAVES

Name	No.
Aaron Bold	203
Matt Disher	104



## RUSH SINGLE-SEASON RECORDS

### GOALS

Mark Matthews	38	2013
Chris Gill	37	2007
Curtis Knight	35	2014
Ryan Ward	31	2010
Zack Greer	31	2012
Mark Matthews	31	2014
Zack Greer	30	2014
Dan Stroup	29	2007
Dan Teat	28	2009
Zack Greer	28	2013
Corey Small	28	2013

### ASSISTS

Ryan Ward	54	2013
Shawn Williams	52	2012
Cory Conway	51	2014
Mark Matthews	47	2014
Ryan Ward	43	2010
Dan Teat	41	2009
Gavin Prout	40	2010
Andy Secore	40	2009
Corey Small	40	2011
Brodie Merrill	38	2011
Ryan Ward	38	2012

### POINTS

Mark Matthews	78	2014
Ryan Ward	75	2013
Ryan Ward	74	2010
Curtis Knight	72	2014
Dan Teat	69	2009
Mark Matthews	69	2013
Cory Conway	69	2014
Shawn Williams	68	2012
Gavin Prout	67	2010
Corey Small	64	2013
Andy Secore	63	2009
Corey Small	63	2011

### LOOSE BALLS

Brodie Merrill	190	2010
Brodie Merrill	187	2011
Jeremy Thompson	165	2014
Kyle Rubisch	156	2014
Kyle Rubisch	151	2012
Ian Hawksbee	150	2009
Chris McKay	142	2009
Chris Corbeil	137	2014
Ian Hawksbee	136	2010
Jeremy Thompson	131	2013

### PENALTY MINUTES

Jamie Floris	67	2009
Trent Smalley	64	2006
Scott Evans	54	2011
Scott Evans	52	2012
Ian Crashley	50	2010
Ian Hawksbee	47	2008
Nik Bilic	46	2014
Buck Stobart	44	2008
Ryan McNish	44	2009
Kyle Rubisch	38	2013

### FORCED TURNOVERS (OFFICIAL SINCE 2011)

Kyle Rubisch	61	2014
Kyle Rubisch	44	2013
Kyle Rubisch	43	2012
Brodie Merrill	30	2011
Jeff Cornwall	29	2014
Brett Mydske	28	2013
Brett Mydske	26	2014
Chris Corbeil	26	2014
Ryan Dilks	24	2014
Jeremy Thompson	23	2014

### FACE-OFFS WON

Jeremy Thompson	235	2014
Jeremy Thompson	164	2013
Pat Jones	132	2010
Jarrett Toll	129	2012
Mac Allen	115	2007
Brad Dairon	113	2006
Pat Jones	84	2011
Shayne Bennett	71	2009
Scott Stewart	70	2011
Scott Self	68	2009

### SAVES

Aaron Bold	571	2012
Aaron Bold	558	2014
Matt Disher	541	2011
Matt Disher	527	2010
Curtis Palidwor	465	2007
Pat Campbell	456	2006
Aaron Bold	439	2013
Chris Levis	386	2009
Curtis Palidwor	369	2008
Steve Dietrich	198	2009

## RUSH ALL-TIME RECORDS VS. OPPONENTS

	REGULAR SEASON									PLAYOFFS								
	ROAD			HOME			OVERALL			ROAD			HOME			OVERALL		
	GP	W	L	GP	W	L	GP	W	L	GP	W	L	GP	W	L	GP	W	L
Buffalo	1	1	0	4	3	1	5	4	1									
Calgary	14	5	9	18	3	15	32	8	24	3	2	1	2	1	1	5	3	2
Colorado	14	6	8	11	4	7	25	10	15									
Minnesota	6	3	3	5	3	2	11	6	5	1	1	0	-	-	-	1	1	0
Philadelphia	2	1	1	3	2	1	5	3	2									
Rochester	4	3	1	3	3	0	7	6	1	1	0	1	-	-	-	1	0	1
Toronto	8	2	6	9	5	4	17	7	10									
Vancouver	12	5	7	12	7	5	24	12	12									
(as Van. Stealth)	1	1	0	2	2	0	3	3	0									
(as Was.Stealth)	5	4	1	6	4	2	11	8	3	2	0	2	-	-	-	2	0	2
(as San Jose)	6	0	6	4	1	3	10	1	9									
Arizona	2	0	2	2	1	1	4	1	3									
Boston	1	0	1	1	0	1	2	0	2									
Chicago	2	1	1	-	-	-	2	1	1									
Orlando	1	0	1	-	-	-	1	0	1									
(as NY Titans)	1	0	1	-	-	-	1	0	1									
Portland	6	1	5	5	3	2	11	4	7									





# RUSH ALL-TIME DRAFT HISTORY

## 2014 ENTRY DRAFT

Rd (overall)	Player Chosen	From
1 (1)	Ben McIntosh	Drexel University
2 (13)	Adam Shute	New England College
2 (19)	Tyler Melnyk	Marquette University
4 (35)	Matt MacGrotty	Bryant University
5 (44)	Chad Mitchell	Bellarmine University
6 (47)	Mitch McAvoy	Mercyhurst University
6 (53)	Mike De Girolamo	Edmonton Outlaws

## 2013 ENTRY DRAFT

Rd (overall)	Player Chosen	From
1 (5)	Robert Church	Drexel
2 (11)	Riley Loewen	Limestone
2 (13)	Adrian Sorichetti	Hofstra
4 (30)	Reid Mydske	New Westminster, BC
6 (51)	Ben Snider	Delta, BC

## 2012 ENTRY DRAFT

Rd (overall)	Player Chosen	From
1 (1)	Mark Matthews	Denver University
1 (8)	Curtis Knight	Whitby, ON
2 (15)	Michael Cudmore	University of Hartford
3 (28)	Michael Burke	Brampton, ON
4 (33)	Simon Giourmetakis	Canisius College
4 (35)	Mitchell Bannister	Okotoks, AB
6 (55)	Kyle Goodchild	University of Hartford

## 2011 ENTRY DRAFT

Rd (overall)	Player Chosen	From
3 (20)	Jesse Fehr	Duke University

## 2011 DISPERSAL DRAFT (BOS)

Rd (overall)	Player Chosen
1 (2)	Kyle Rubisch
2 (11)	Ryan Dilks
3	Pass

## 2010 ENTRY DRAFT

Rd (overall)	Player Chosen	From
3 (28)	John LaFontaine	Whitby, ON
3 (29)	Alexander Kedoh Hill	Six Nations, ON
4 (38)	Cameron Holding	Florida Southern
5 (48)	Jarrett Toll	New Westminster, BC
6 (58)	Eric Lewthwaite	New Westminster, BC

## 2010 DISPERSAL DRAFT

Rd (overall)	Player Chosen
1 (7)	Bill Greer
2 (17)	Matt Alrich
3 (27)	Pass

## 2009 ENTRY DRAFT

Rd (overall)	Player Chosen	From
1 (9)	Corey Small	University of Albany
1 (12)	Scott Tinning	Brampton, ONT
2 (14)	Dane Stevens	Brampton, ONT
3 (25)	Brett Mydske	New Westminster, B.C.
5 (42)	Geoff McNulty	St. Catharines, ONT
5 (48)	Shane Lopatynski	Edmonton, AB
6 (52)	Craig Zeeh	Kitchener, ONT

## 2009 DISPERSAL DRAFT

Rd (overall)	Player Chosen
1 (1)	Brodie Merrill
2 (12)	Matt Disher
3 (23)	Pat Jones

## 2008 ENTRY DRAFT

Rd (overall)	Player Chosen	From
1 (4)	Jamie Floris	Bellarmine University
1 (10)	Ryan Campbell	Dowling College
3 (27)	Kelly Kilpatrick	Coquitlam, BC
5 (51)	Myles Kenny	Victoria, BC
6 (64)	Adam Foss	New Westminster, BC

## 2008 DISPERSAL DRAFT (CHI)

Rd (overall)	Player Chosen
1 (2)	Scott Self
2 (14)	Callum Crawford
3 (23)	Darryl Gibson

## 2008 DISPERSAL DRAFT (AZ)

Rd (overall)	Player Chosen
1 (2)	Andy Secore
2 (15)	Chris Seller

## 2007 ENTRY DRAFT

Rd (overall)	Player Chosen	From
2 (15)	Steve Hutchins	Whitby, ON
3 (34)	John Lintz	Coquitlam, BC
4 (45)	Steve Conrad	Clarington, ON
4 (48)	Dan Hartzell	St. Andrews College
5 (62)	Calvin Craig	Coquitlam, BC
6 (76)	Jordan Coffey	Brampton, ON

## 2007 DISPERSAL DRAFT

Rd (overall)	Player Chosen
2 (20)	Chris Seller
3 (29)	Chris McKay

## 2006 ENTRY DRAFT

Rd (overall)	Player Chosen	From
3 (28)	Kurtis Wagar	St. Catharines, ON
4 (46)	Cory Melville	Burnaby, BC
5 (54)	Kris Hartzell	St. Andrew's College

## 2005 ENTRY DRAFT

Rd (overall)	Player Chosen	From
2 (14)	Mike McLellan	Mercyhurst College
3 (24)	Greg Whitenect	Edmonton, AB
3 (30)	Shane Pederson	Victoria, BC
4 (35)	Brad Rennie	Elmira College
5 (46)	Jon Maresse	Edmonton, AB
6 (57)	Kyle Dupont	Peterborough, ON
6 (60)	Aaron Davis	Coquitlam, BC

## 2005 EXPANSION DRAFT

Selection	Player Chosen	From
2	Rob Blasdel	San Jose
4	Kevin Howard	Calgary
6	Sandy Chapman	Toronto
8	Pat Campbell	Rochester
10	Brad Dairon	San Jose
12	Randy Daly	Colorado
14	Scott Campbell	Minnesota
16	Cory Bomberry	Arizona
18	Jeff Spano	Philadelphia

## 2005 DISPERSAL DRAFT

Rd (overall)	Player Chosen
1 (1)	Rory Graves
2 (12)	Damien Davis

## RUSH'S COACHING HISTORY

### Regular Season

Coach	W	L	Season
Day, Paul	1	15	2006
Day, Paul	6	10	2007
Day, Paul	0	5	2008
<b>Total</b>	<b>7</b>	<b>30</b>	
Hamley, Bob	4	7	2008
Hamley, Bob	5	11	2009
<b>Total</b>	<b>9</b>	<b>18</b>	
Keenan, Derek	10	6	2010
Keenan, Derek	5	11	2011
Keenan, Derek	6	10	2012
Keenan, Derek	9	7	2013
Keenan, Derek	16	2	2014
<b>Total</b>	<b>46</b>	<b>36</b>	
<b>Grand Total</b>	<b>62</b>	<b>84</b>	

### Playoffs

Coach	W	L	Season
Keenan, Derek	1	1	2010
Keenan, Derek	2	1	2012
Keenan, Derek	0	1	2013
Keenan, Derek	1	2	2014
<b>Total</b>	<b>4</b>	<b>5</b>	

# MINNESOTA SWARM

Xcel Energy Center • 317 Washington Street • St. Paul, MN 55102 • Phone: 888-667-9276 • [www.mnswarm.com](http://www.mnswarm.com)



## TEAM DIRECTORY

Owner and Governor: ..... John Arlotta  
 Co-Owner and President: ..... Andy Arlotta  
 Associate General Manager and Head Coach: ..... Joe Sullivan  
 Assistant Coaches: ..... Aime Caines, Bobby Keast, Rory McDade  
 Director of Media and Lacrosse Relations: ..... Alec Schimke  
 Phone: ..... 651-726-1759  
 E-Mail: ..... [aschimke@mnswarm.com](mailto:aschimke@mnswarm.com)  
 Broadcast Partners: ..... KSTC-TV 45 (TV), KFGI 101.5 SAM FM (Radio), TSN, Universal Sports Network,  
 ..... WatchESPN & NLL LIVE

## TEAM INFORMATION

Home Arena/Seating Capacity ..... Xcel Energy Center/18,064  
 NLL Team Established ..... 2005  
 Colors ..... Blue, Yellow and Gray



**Joe Sullivan**

Associate General Manager and Head Coach



**Alec Schimke**

Director of Media and Lacrosse Relations

### 2015 Schedule

Date	Time	Away	Home
Sat, Jan 03	8:00 PM	Colorado	Minnesota
Sat, Jan 10	9:00 PM	Minnesota	Edmonton
Sat, Jan 24	7:00 PM	Minnesota	New England
Fri, Jan 30	7:30 PM	Minnesota	Buffalo
Fri, Feb 06	8:30 PM	Rochester	Minnesota
Fri, Feb 13	8:30 PM	Toronto	Minnesota
Sat, Feb 14	7:00 PM	Minnesota	Toronto
Sat, Feb 28	10:00 PM	Minnesota	Vancouver
Sat, Mar 14	8:00 PM	New England	Minnesota
Sun, Mar 15	8:00 PM	Minnesota	Colorado
Sat, Mar 21	7:30 PM	Minnesota	Buffalo
Sat, Mar 28	7:00 PM	Minnesota	New England
Fri, Apr 03	8:30 PM	New England	Minnesota
Sat, Apr 04	7:30 PM	Minnesota	Rochester
Sat, Apr 11	8:00 PM	Buffalo	Minnesota
Sat, Apr 18	8:00 PM	Calgary	Minnesota
Sat, Apr 25	8:00 PM	Edmonton	Minnesota
Sat, May 02	8:00 PM	Rochester	Minnesota

### 2014 Results

Regular Season Record: 4-14 • Playoffs: DNQ

Date	Away	Home
Sat, Dec 28	Minnesota 6	Rochester 8
Sat, Jan 11	Minnesota 5	Vancouver 8
Sat, Jan 18	Minnesota 11	Philadelphia 10
Sun, Jan 19	Philadelphia 15	Minnesota 8
Sat, Feb 01	Minnesota 12	Colorado 14
Sat, Feb 08	Calgary 15	Minnesota 13
Sat, Feb 15	Edmonton 14	Minnesota 9
Sat, Feb 22	Minnesota 12	Toronto 14
Sun, Feb 23	Minnesota 15	Philadelphia 14
Sat, Mar 08	Minnesota 9	Buffalo 12
Sun, Mar 16	Toronto 9	Minnesota 8
Sun, Mar 23	Buffalo 9	Minnesota 10
Sat, Mar 29	Minnesota 11	Calgary 15
Fri, Apr 04	Rochester 15	Minnesota 14
Sat, Apr 05	Minnesota 9	Rochester 12
Sat, Apr 12	Buffalo 9	Minnesota 10
Sat, Apr 19	Colorado 18	Minnesota 12
Sat, Apr 26	Toronto 8	Minnesota 6

**SWARM 2014 REGULAR SEASON STATISTICS**

#	Name	GP	G	A	PTS	PIM	PPG	SHG	S	SOG	SOFF	LB	TO	FT	FO	FOW	FOL	FO%
98	Callum Crawford	18	26	54	80	8	6	5	224	159	65	92	54	11	0	0	0	0.0
18	Logan Schuss	18	36	37	73	9	9	0	203	158	45	77	40	4	0	0	0	0.0
24	Jordan MacIntosh	18	23	38	61	14	5	1	152	103	49	204	52	25	430	198	232	46.0
32	Shayne Jackson	18	18	33	51	9	5	0	167	128	39	56	19	1	0	0	0	0.0
46	Kiel Matisz	18	22	14	36	13	5	1	139	102	37	46	26	7	0	0	0	0.0
81	Josh Gillam	16	13	15	28	2	3	0	109	79	30	57	24	1	0	0	0	0.0
89	Scott Jones	16	6	15	21	2	0	0	80	64	16	23	14	1	0	0	0	0.0
20	Andrew Suitor	18	9	10	19	73	0	0	54	39	15	106	28	31	39	8	31	20.5
33	David Earl	15	3	11	14	2	0	0	8	7	1	89	6	23	0	0	0	0.0
9	Tyler Hass	14	8	3	11	35	0	0	32	25	7	63	6	13	0	0	0	0.0
4	Jeff Gilbert	18	2	8	10	18	0	0	15	12	3	105	16	23	0	0	0	0.0
3	Brock Sorensen	18	6	3	9	18	0	1	26	16	10	73	12	17	0	0	0	0.0
8	Greg Downing	18	3	5	8	18	0	0	14	9	5	69	8	28	0	0	0	0.0
10	Alex Crepinsek	18	2	4	6	6	0	0	12	7	5	70	10	18	1	1	0	100.0
30	Tyler Carlson	10	0	5	5	0	0	0	1	0	1	2	5	1	0	0	0	0.0
11	Mike Hobbins	8	1	4	5	0	0	0	7	7	0	25	1	7	0	0	0	0.0
27	Dane Stevens	4	1	4	5	0	0	0	16	13	3	8	6	2	0	0	0	0.0
12	Cam Flint	11	1	1	2	13	0	0	15	10	5	33	2	9	0	0	0	0.0
15	Jordan Houtby	6	0	2	2	0	0	0	0	0	0	15	0	5	0	0	0	0.0
31	Zach Higgins	6	0	2	2	0	0	0	0	0	0	4	1	1	0	0	0	0.0
45	Jason Noble	17	0	1	1	10	0	0	7	5	2	71	11	24	0	0	0	0.0
84	Corbyn Tao	1	0	1	1	0	0	0	2	1	1	1	0	0	1	0	1	0.0

**GOALTENDER**

#	Name	GP	MIN	W	L	SOG	GA	GAA	SV	SV%
30	Tyler Carlson	18	593:45	2	7	410	112	11.32	298	.727
31	Zach Higgins	18	497:37	2	7	436	105	12.66	331	.759



## SWARM REGULAR SEASON CAREER RECORDS

### GAMES PLAYED

Name	No.
Nick Patterson	107
Sean Pollock	105
Jon Sullivan	104
Noah Talbot	94
Ryan Cousins	91
Eric Pacey	83
Callum Crawford	80
Ryan Ward	73
Chad Culp	71
Andrew Watt	68

### ASSISTS

Name	No.
Callum Crawford	282
Sean Pollock	200
Ryan Ward	196
Ryan Benesch	193
Chad Culp	137
Aaron Wilson	104
Kevin Ross	102
Jordan MacIntosh	94
Shayne Jackson	72
Jamie Taylor	51

### LOOSE BALLS

Name	No.
Jordan MacIntosh	554
Ryan Cousins	448
Jon Sullivan	385
Sean Pollock	377
Andrew Suitor	368
Chad Culp	361
Noah Talbot	331
Callum Crawford	328
Travis Hill	325
Andrew Watt	312

### FACEOFF WINS

Name	No.
Jordan MacIntosh	590
Travis Hill	339
Mark Miyashita	247
Jay Thorimbert	180
D'Arcy Berthiaume	148
Andrew Suitor	127
Craig Conn	79
Darren Halls	59
Kevin Fines	50
Andrew Biers	31

### GOALTENDER MINUTES

Name	No.
Nick Patterson	4244
Tyler Carlson	1662
Matt Disher	1516
Kevin Croswell	953
Evan Kirk	809
Zach Higgins	497

### GOALTENDER SAVES

Name	No.
Nick Patterson	2667
Tyler Carlson	948
Matt Disher	947
Kevin Croswell	623
Evan Kirk	548
Zach Higgins	331

### GOALS

Name	No.
Callum Crawford	142
Ryan Benesch	141
Sean Pollock	131
Ryan Ward	114
Chad Culp	86
Aaron Wilson	85
Kevin Ross	77
Jordan MacIntosh	73
Kelly Hall	51
Kiel Matisz	51

### POINTS

Name	No.
Callum Crawford	424
Ryan Benesch	334
Sean Pollock	331
Ryan Ward	310
Chad Culp	223
Aaron Wilson	189
Kevin Ross	179
Jordan MacIntosh	167
Shayne Jackson	114
Kiel Matisz	98

### FORCED TURNOVERS

Name	No.
Andrew Suitor	72
Jeff Gilbert	65
Jordan MacIntosh	53
David Earl	50
Tyler Hass	47
Greg Downing	45
Andrew Watt	42
Alex Crepinsek	36
Callum Crawford	36
Brock Sorensen	27

### PENALTY MINUTES

Name	No.
Andrew Suitor	202
Sean Pollock	184
Travis Hill	176
Ryan Cousins	167
Ryan Sharp	140
Eric Pacey	133
Mike Kilby	119
Jon Sullivan	105
Tyler Hass	98
Chad Culp	75

## SWARM PLAYOFF CAREER RECORDS

### GAMES PLAYED

Name	No.
Ryan Benesch	6
Callum Crawford	6
Nick Patterson	5
Eric Pacey	5
Sean Pollock	5
Jon Sullivan	5
Noah Talbot	5
Andrew Watt	5
Tyler Hass	5

### ASSISTS

Name	No.
Ryan Benesch	20
Callum Crawford	19
Chad Culp	9
Ryan Ward	6
Kevin Ross	6
Kiel Matisz	5
Jordan MacIntosh	5
Sean Pollock	4
Nick Patterson	4
Jay Card	4

### LOOSE BALLS

Name	No.
Callum Crawford	33
Andrew Suitor	32
Ryan Benesch	29
Jordan MacIntosh	26
Jeff Gilbert	25
Jon Sullivan	24
Tyler Hass	23
Travis Hill	23
Ryan Sharp	22
Eric Pacey	21

### FORCED TURNOVERS

Name	No.
Tyler Hass	8
Jeff Gilbert	6
Andrew Watt	4
Dan Ball	4
Kevin Ross	3
David Earl	3
Ryan Benesch	3
Andrew Suitor	2
Evan Kirk	2
Mitch Belisle	2

### GOALTENDER MINUTES

Name	No.
Nick Patterson	217
Tyler Carlson	128
Evan Kirk	111

### GOALTENDER SAVES

Name	No.
Nick Patterson	130

### GOALS

Name	No.
Ryan Benesch	12
Callum Crawford	7
Jordan MacIntosh	6
Kiel Matisz	5
Shayne Jackson	5
Sean Pollock	5
Aaron Wilson	4
Corbyn Tao	4
Jay Card	4
Kevin Ross	4

### POINTS

Name	No.
Ryan Benesch	32
Callum Crawford	26
Jordan MacIntosh	11
Chad Culp	11
Kevin Ross	10
Kiel Matisz	10
Sean Pollock	9
Ryan Ward	9
Jay Card	8
Shayne Jackson	8

### FACEOFF WINS

Name	No.
Jordan MacIntosh	55
Travis Hill	22
Andrew Suitor	16
Jay Thorimbert	16
Mark Miyashita	11

### PENALTY MINUTES

Name	No.
Andrew Suitor	33
Jon Sullivan	9
Jamie Taylor	7
Tyler Hass	7
Jeff Gilbert	6
David Earl	6
Corbyn Tao	5
Joe Cinosky	5





## SWARM SINGLE-SEASON RECORDS

### GOALS

Ryan Benesch	46	2011
Aaron Wilson	40	2010
Logan Schuss	36	2014
Ryan Benesch	34	2013
Ryan Ward	33	2008
Ryan Benesch	33	2012
Callum Crawford	32	2010
Dean Hill	32	2007
Callum Crawford	32	2013
Kiel Matisz	29	2013

### POINTS

Callum Crawford	96	2010
Ryan Benesch	95	2011
Callum Crawford	95	2013
Aaron Wilson	89	2010
Ryan Benesch	84	2013
Ryan Benesch	83	2010
Callum Crawford	83	2012
Callum Crawford	80	2014
Andy Secore	76	2008
Ryan Ward	75	2007

### PENALTY MINUTES

Travis Hill	86	2008
Andrew Sutor	74	2012
Andrew Sutor	73	2014
Ryan Sharp	72	2008
Mike Kilby	56	2007
Rory Smith	47	2011
Sean Pollock	46	2010
Ryan Cousins	45	2005
Mike Kilby	45	2005
Andrew Sutor	44	2011

### FACE-OFFS WON

Jordan MacIntosh	241	2013
Jordan MacIntosh	198	2014
Jay Thorimbert	180	2010
Jordan MacIntosh	151	2012
Mark Miyashita	129	2007
Travis Hill	104	2009
D'Arcy Berthiaume	99	2005
Travis Hill	93	2007
Travis Hill	81	2008
Mark Miyashita	80	2006

### ASSISTS

Callum Crawford	64	2010
Callum Crawford	63	2013
Callum Crawford	58	2012
Ryan Benesch	55	2010
Callum Crawford	54	2014
Ryan Ward	52	2007
Ryan Benesch	50	2013
Ryan Benesch	49	2011
Aaron Wilson	49	2010
Andy Secore	48	2008

### LOOSE BALLS

Jordan MacIntosh	204	2014
Jordan MacIntosh	197	2013
Jordan MacIntosh	153	2012
Jay Thorimbert	152	2010
Andrew Sutor	120	2012
Ryan Cousins	108	2007
Travis Hill	108	2008
Andrew Sutor	108	2011
Andrew Sutor	106	2014
Jeff Gilbert	105	2014

### FORCED TURNOVERS (OFFICIAL SINCE 2011)

Andrew Sutor	31	2014
Greg Downing	28	2014
Jeff Gilbert	26	2012
Andrew Sutor	25	2012
Jordan MacIntosh	25	2014
Jason Noble	24	2014
Tyler Hass	23	2013
Jeff Gilbert	23	2014
David Earl	23	2014
Andrew Watt	21	2012

### SAVES

Nick Patterson	598	2008
Matt Disher	512	2005
Nick Patterson	497	2011
Nick Patterson	459	2010
Nick Patterson	430	2007
Tyler Carlson	353	2013
Nick Patterson	342	2006
Kevin Croswell	331	2009
Zach Higgins	331	2014
Tyler Carlson	298	2014

## SWARM ALL-TIME RECORDS VS. OPPONENTS

	REGULAR SEASON									PLAYOFFS								
	ROAD			HOME			OVERALL			ROAD			HOME			OVERALL		
	GP	W	L	GP	W	L	GP	W	L	GP	W	L	GP	W	L	GP	W	L
Buffalo	12	2	10	10	4	6	22	6	16	2	0	2	-	-	-	2	0	2
Calgary	9	3	6	6	2	4	15	5	10									
Colorado	8	4	4	10	3	7	18	7	11	1	1	0	-	-	-	1	1	0
Edmonton	5	2	3	6	3	3	11	5	6	-	-	-	1	0	1	1	0	1
Philadelphia	11	6	5	11	7	4	22	13	9									
Rochester	9	2	7	9	3	6	18	5	13	1	0	1	-	-	-	1	0	1
Toronto	7	3	4	7	3	4	14	6	8	1	1	0	-	-	-	1	1	0
Vancouver	10	4	6	7	7	0	17	11	6	1	0	1	1	0	1	2	0	2
(as Van. Stealth)	1	0	1	-	-	-	1	0	1									
(as Was. Stealth)	6	2	4	5	5	0	11	7	4	1	0	1	1	0	1	2	0	2
(as San Jose)	3	2	1	2	2	0	5	4	1									
Anaheim	1	1	0	1	0	1	2	1	1									
Arizona	1	0	1	1	1	0	2	1	1									
Boston	1	0	1	2	0	2	3	0	3									
Chicago	3	2	1	3	1	2	6	3	3									
Orlando	1	1	0	5	3	2	6	4	2	-	-	-	1	0	1	1	0	1
(as Orlando)	-	-	-	1	0	1	1	0	1									
(as NY Titans)	1	1	0	4	3	1	5	4	1	-	-	-	1	0	1	1	0	1
Portland	3	3	0	3	1	2	6	4	2									



# SWARM ALL-TIME DRAFT HISTORY

## 2014 ENTRY DRAFT

Rd (overall)	Player Chosen	From
1 (3)	Miles Thompson	University at Albany
1 (5)	Shane MacDonald	Brampton
2 (10)	Joe Maracle	Six Nations
4 (29)	Eric Guiltinan	Brampton
5 (38)	Pat Miles	New England College
5 (40)	Paxton Leroux	Peterborough

## 2013 ENTRY DRAFT

Rd (overall)	Player Chosen	From
1 (1)	Logan Schuss	Ohio State
1 (2)	Jason Noble	Cornell
1 (4)	Cameron Flint	Denver
1 (7)	Scott Jones	UMBC
3 (21)	Reid Acton	Loyola
3 (23)	Zach Palmer	Johns Hopkins
4 (29)	Jordan Houtby	Detroit
5 (39)	Dominique Alexander	Ohio State
5 (42)	JJ Laforet	Stony Brook
6 (52)	Nicholas Jonas	Minnesota

## 2012 ENTRY DRAFT

Rd (overall)	Player Chosen	From
1 (2)	Brock Sorensen	Ohio State University
1 (3)	Kiel Matisz	Robert Morris University
1 (4)	Shayne Jackson	Limestone College
1 (10)	Alex Crepinsek	Rochester Institute of Technology
3 (24)	Sam Bradman	Salisbury College
4 (37)	Tyler Tanguay	Adrian College
5 (42)	Bryan Campbell	Brock University
5 (46)	Matt Gibson	Yale University
6 (49)	Michael Teeter	Victoria, BC
6 (51)	Chris Cudmore	Mars Hill College

## 2011 ENTRY DRAFT

Rd (overall)	Player Chosen	From
1 (4)	Jordan McIntosh	Rochester Inst. of Tech.
1 (6)	Evan Kirk	Hobart College
2 (12)	Corbyn Tao	Robert Morris University
3 (19)	Jay Card	Hofstra University
3 (27)	David Earl	Notre Dame
4 (29)	Brian Karalunas	Villanova University
4 (31)	Patrick Smith	Robert Morris University
5 (39)	Jeremy Boltus	U.S. Military Academy
6 (48)	Todd Baxter	University of Denver

## 2011 DISPERSAL DRAFT (BOS)

Rd (overall)	Player Chosen
1 (3)	Anthony Cosmo
1 (4)	Josh Sanderson
1 (9)	Greg Downing
2 (13)	Mitch Belisle
3 (22)	Jason Duboe
4 (30)	Tyler Collins
5	Pass

## 2010 ENTRY DRAFT

Rd (overall)	Player Chosen	From
1 (4)	Andrew Sutor	Rochester Inst. of Tech.
2 (15)	Scott Rodgers	Univ. of Notre Dame
2 (18)	Josh Gillam	Dartmouth College
3 (27)	Ryan Hurley	Cornell University
5 (45)	John McClure	Dowling College
6 (55)	Steve Waldeck	Stony Brook Univ.

## 2010 DISPERSAL DRAFT

Rd (overall)	Player Chosen
1 (4)	Rory Smith
2 (14)	Tim O'Brien
3 (24)	Matt Bocklet
4 (36)	Pass

## 2009 ENTRY DRAFT

Rd (overall)	Player Chosen	From
1 (3)	Zach Greer	Bryant University
4 (36)	Kevin Colleluori	Colgate University
5 (44)	Cody Johnson	Onondaga C.C.
6 (54)	Matt Kelly	University of Virginia

## 2009 DISPERSAL DRAFT

Rd (overall)	Player Chosen
1 (3)	Scott Stewart
1 (6)	Richard Morgan
2 (14)	Tim Campeau
3 (25)	Bruce Alexander

## 2008 ENTRY DRAFT

Rd (overall)	Player Chosen	From
1 (8)	Andrew Watt	Robert Morris College
1 (11)	Kevin Buchanan	Ohio State University
1 (13)	Joe Cinosky	University of Maryland
2 (24)	Tom Michaelson	St. John's University
4 (38)	Ricky Pages	Ohio State University
4 (40)	Justin Haworth	Limestone College
6 (73)	Bruce Bickford	Drexel University

## 2008 DISPERSAL DRAFT (CHI)

Rd (overall)	Player Chosen
1 (10)	Kevin Fines
2 (20)	Drew Candy

## 2008 DISPERSAL DRAFT (AZ)

Rd (overall)	Player Chosen
1 (11)	Chris McKay
2 (24)	Brad Dairon

## 2007 ENTRY DRAFT

Rd (overall)	Player Chosen	From
1 (9)	Justin Norbraten	Bellarmine University
2 (18)	Brandon Swamp	SUNY Potsdam
2 (23)	Marc Jackson	Whitby, ON
2 (27)	Chris Courtney	Six Nations, ON
4 (51)	Angus Goodleaf	Burnaby, BC
5 (60)	Brad Favero	Canisius College
6 (79)	Mike Paul	New Westminster, BC

## 2007 DISPERSAL DRAFT

Rd (overall)	Player Chosen
1 (5)	Andy Secore
1 (8)	Ryan Avery
2 (17)	Mike Grimes
3 (32)	Mark Tinning

## 2006 ENTRY DRAFT

Rd (overall)	Player Chosen	From
3 (30)	Tyler Haas	Victoria, BC
3 (31)	Kevin Crosswell	Port Coquitlam, BC
4 (44)	Kevin Milkowski	Victoria, BC
5 (57)	Andrew Witt	New Westminster, BC
5 (63)	Dave Ellis	Six Nations, ON
6 (70)	Huey Johnson	Six Nations, ON

## 2005 ENTRY DRAFT

Rd (overall)	Player Chosen	From
2 (17)	Nolan Heavenor	Limestone College
4 (37)	Nate Andres	Whitby, ON
4 (38)	Tyler Perry	Whitby, ON
5 (48)	Dean Hill	Spartan, ON
6 (59)	Mike Leong	Surrey, BC

## 2005 DISPERSAL DRAFT

Rd (overall)	Player Chosen
1 (4)	Bruce Murray
2 (15)	Ryan Powell

## SWARM'S COACHING HISTORY

### Regular Season

Coach	W	L	Season
Simpson, Mike	5	11	2005
Mueller, Adam	8	8	2006
Jacobs, Duane	9	7	2007
Jacobs, Duane	10	6	2008
Jacobs, Duane	6	10	2009
<b>Total</b>	<b>25</b>	<b>23</b>	
Lines, Mike	5	11	2010
Lines, Mike	8	8	2011
Lines, Mike	3	3	2012
<b>Total</b>	<b>16</b>	<b>22</b>	
Sullivan, Joe	6	4	2012
Sullivan, Joe	7	9	2013
Sullivan, Joe	4	14	2014
<b>Total</b>	<b>17</b>	<b>27</b>	
<b>Grand Total</b>	<b>71</b>	<b>91</b>	

### Playoffs

Coach	W	L	Season
Mueller, Adam	0	1	2006
Jacobs, Duane	0	1	2007
Jacobs, Duane	0	1	2008
<b>Total</b>	<b>0</b>	<b>2</b>	
Lines, Mike	0	1	2010
Lines, Mike	0	1	2011
<b>Total</b>	<b>0</b>	<b>2</b>	
Sullivan, Joe	1	1	2012
Sullivan, Joe	1	1	2013
<b>Total</b>	<b>2</b>	<b>2</b>	
<b>Grand Total</b>	<b>2</b>	<b>7</b>	

## 2004 EXPANSION DRAFT

Selection	Player Chosen	From
1	Cam Bergman	Anaheim Storm
2	Sean Pollock	Arizona Sting
3	Jason Clark	Buffalo Bandits
4	Matt King	Calgary Roughnecks
5	Curtis Smith	Colorado Mammoth
6	Shawn Nadelon	Philadelphia Wings
7	John Harasym	Rochester Knighthawks
8	Dan Teat	San Jose Stealth
9	Rusty Kruger	Toronto Rock
10	Bruce Alexander	Vancouver Ravens

## 2004 ENTRY DRAFT

Rd (overall)	Player Chosen	From
1 (6)	Ryder Bateman	Victoria, BC
2 (10)	Scott Campbell	Brooklin, ON
5 (44)	Kyle Ross Port	Coquitlam, BC
6 (55)	Mike Attwood	St. Catharines, ON

## 2004 DISPERSAL DRAFT

Rd (overall)	Player Chosen
1 (1)	Craig Conn
1 (6)	Nick Patterson
2 (11)	D'Arcy Berthume



# NEW ENGLAND BLACK WOLVES

Mohegan Sun Arena • 1 Mohegan Sun Blvd. • Uncasville, CT 06382 • Phone: 860-862-4087 • [www.blackwolves.com](http://www.blackwolves.com)



## TEAM DIRECTORY

Owner: ..... The Mohegan Tribe  
 Co-Owners: ..... Brad Brewster, Ted Goldthorpe, Michael French  
 CEO: ..... Mitchell Etesse  
 Vice President/General Manager: ..... Chris Sienko  
 Assistant General Manager: ..... Rich Lisk  
 Head Coach: ..... Blane Harrison  
 Assistant Coaches: ..... Jim Milligan, Tracey Kelusky, Chris Collins  
 Head Athletic Trainer: ..... Jeremy Norman  
 Game Operations Manager: ..... Nikki Samartino  
 Publicist: ..... Jen Hildebrand  
 Phone: ..... 860-862-4087  
 E-Mail: ..... [jhildebrand@blackwolves.com](mailto:jhildebrand@blackwolves.com)  
 Broadcast Partners: ..... TSN, Universal Sports Network, WatchESPN & NLL LIVE



**Chris Sienko**  
General Manager

## TEAM INFORMATION

Home Arena ..... Mohegan Sun Arena  
 NLL Team Established ..... 1986 (as Philadelphia Wings)  
 Colors ..... Orange, Black and Gray



**Blane Harrison**  
Head Coach

### 2015 Schedule

Date	Time	Away	Home
Fri, Jan 02	7:00 PM	Buffalo	New England
Sat, Jan 10	7:00 PM	Rochester	New England
Sat, Jan 24	7:00 PM	Minnesota	New England
Fri, Jan 30	9:30 PM	New England	Edmonton
Sun, Feb 15	6:00 PM	Rochester	New England
Fri, Feb 20	7:30 PM	New England	Toronto
Sun, Feb 22	1:00 PM	Colorado	New England
Sat, Mar 14	8:00 PM	New England	Minnesota
Fri, Mar 20	9:00 PM	New England	Calgary
Sat, Mar 28	7:00 PM	Minnesota	New England
Fri, Apr 03	8:30 PM	New England	Minnesota
Sat, Apr 04	7:30 PM	New England	Buffalo
Sun, Apr 12	1:00 PM	Vancouver	New England
Fri, Apr 17	7:30 PM	New England	Toronto
Sat, Apr 25	7:30 PM	New England	Rochester
Sun, Apr 26	6:00 PM	Buffalo	New England
Fri, May 01	7:00 PM	Toronto	New England
Sat, May 02	7:30 PM	New England	Buffalo

### 2014 Results

Regular Season Record: 6-12 • Playoffs: DNQ

Date	Away	Home
Sat, Dec 28	Philadelphia 17	Buffalo 13
Sat, Jan 11	Philadelphia 9	Rochester 13
Sun, Jan 12	Buffalo 12	Philadelphia 11
Sat, Jan 18	Minnesota 11	Philadelphia 10
Sun, Jan 19	Philadelphia 15	Minnesota 8
Sat, Feb 01	Vancouver 9	Philadelphia 15
Fri, Feb 07	Philadelphia 10	Toronto 20
Sat, Feb 08	Edmonton 8	Philadelphia 6
Sat, Feb 15	Philadelphia 7	Buffalo 13
Sun, Feb 23	Minnesota 15	Philadelphia 14
Sat, Mar 08	Philadelphia 8	Rochester 13
Sun, Mar 16	Rochester 11	Philadelphia 7
Sat, Mar 22	Toronto 13	Philadelphia 14
Sat, Mar 29	Philadelphia 14	Colorado 12
Fri, Apr 04	Calgary 13	Philadelphia 9
Sat, Apr 12	Philadelphia 9	Toronto 10
Sat, Apr 19	Philadelphia 15	Vancouver 11
Sat, Apr 26	Colorado 13	Philadelphia 12



# NEW ENGLAND BLACK WOLVES 2014 REGULAR SEASON STATISTICS (as Philadelphia Wings)

#	Name	GP	G	A	PTS	PIM	PPG	SHG	S	SOG	SOFF	LB	TO	FT	FO	FOW	FOL	FO%
44	Jordan Hall	16	34	42	76	12	10	2	153	101	52	95	38	6	0	0	0	0.0
21	Kevin Crowley	18	33	42	75	6	6	0	241	166	75	73	45	11	0	0	0	0.0
91	Kyle Buchanan	18	23	46	69	0	3	0	142	107	35	97	24	6	0	0	0	0.0
4	Ryan Ward	17	14	46	60	0	3	0	122	95	27	48	32	4	0	0	0	0.0
63	Tracey Kelusky	17	22	25	47	17	7	0	117	89	28	40	23	5	0	0	0	0.0
14	Pat Saunders	15	25	14	39	0	4	1	151	108	43	38	25	1	0	0	0	0.0
17	Brodie Merrill	18	8	26	34	29	1	0	57	49	8	189	25	23	1	0	1	0.0
99	Garrett Thul	16	21	12	33	22	0	1	132	95	37	41	31	5	0	0	0	0.0
7	Kyle Sweeney	18	2	12	14	18	1	0	14	12	2	53	15	16	3	2	1	66.7
71	Kevin Ross	6	6	6	12	4	0	0	51	37	14	30	18	1	0	0	0	0.0
31	John Ranagan	17	4	6	10	15	0	0	23	14	9	55	8	9	6	1	5	16.7
9	CJ Costabile	17	1	6	7	14	0	0	10	8	2	103	14	6	283	148	135	52.3
16	Stephen Hoar	8	2	5	7	6	0	1	8	6	2	21	4	5	149	73	76	49.0
18	Roger Vyse	3	1	5	6	0	0	0	15	11	4	6	1	1	0	0	0	0.0
55	Chad Wiedmaier	11	1	5	6	10	0	0	2	2	0	36	1	6	0	0	0	0.0
13	Brett Manney	18	2	3	5	18	1	0	6	6	0	53	6	11	1	0	1	0.0
33	Bill McGlone	1	1	3	4	0	0	1	1	1	0	2	3	0	0	0	0	0.0
5	Mike Manley	16	1	3	4	6	0	0	9	8	1	60	9	10	19	7	12	36.8
11	Joel White	17	1	3	4	16	0	0	11	6	5	128	12	17	0	0	0	0.0
51	Evan Kirk	10	0	3	3	0	0	0	0	0	0	9	5	1	0	0	0	0.0
12	Kyle Belton	6	0	2	2	0	0	0	7	5	2	21	2	3	0	0	0	0.0
36	Brandon Miller	2	0	2	2	0	0	0	0	0	0	4	0	0	0	0	0	0.0
84	Brian Megill	6	0	2	2	0	0	0	2	1	1	14	0	5	1	0	1	0.0
29	Michael Poppleton	1	0	1	1	2	0	0	0	0	0	8	2	0	27	13	14	48.1
6	Michael Diehl	5	0	1	1	4	0	0	2	1	1	6	2	3	0	0	0	0.0
30	Kevin Crowell	3	0	1	1	0	0	0	0	0	0	2	3	0	0	0	0	0.0
33	Chris Collins	1	0	0	0	0	0	0	0	0	0	0	0	0	0	0	0	0.0
95	Don Alton	1	0	0	0	0	0	0	0	0	0	0	0	0	0	0	0	0.0
37	Eric Hoffman	3	0	0	0	0	0	0	1	1	0	3	0	3	0	0	0	0.0

## GOALTENDER

#	Name	GP	MIN	W	L	SOG	GA	GAA	SV	SV%
51	Evan Kirk	16	817:35	5	8	675	158	11.60	517	.766
30	Kevin Crowell	6	122:43	1	1	108	25	12.22	83	.769
33	Chris Collins	1	0:00	0	0	0	0	0.00	0	.000
36	Brandon Miller	6	139:10	0	3	103	32	13.80	71	.689
33	Bill McGlone	2	0:00	0	0	0	0	0.00	0	.000
95	Don Alton	6	1:25	0	0	1	1	42.35	0	.000



## BLACK WOLVES REGULAR SEASON CAREER RECORDS

### GAMES PLAYED

Name	No.
Dallas Eliuk	168
Tom Marechek	146
Peter Jacobs	146
Jake Bergey	133
Kyle Sweeney	126
Thomas Hajek	120
Kevin Finneran	110
Jeff Ratcliffe	107
Brandon Miller	93
Keith Cromwell	89

### ASSISTS

Name	No.
Tom Marechek	374
Jake Bergey	301
Kevin Finneran	283
Dan Marohl	215
Keith Cromwell	181
Jeff Ratcliffe	152
Drew Westervelt	138
Kevin Crowley	115
Gary Gait	102
Geoff Snider	99
Athan Iannucci	99

### LOOSE BALLS

Name	No.
Peter Jacobs	996
Dallas Eliuk	955
Geoff Snider	889
Kyle Sweeney	709
Tom Marechek	698
Thomas Hajek	616
Jake Bergey	577
Kevin Finneran	515
Jeff Ratcliffe	473
Brodie Merrill	469

### PENALTY MINUTES

Name	No.
Thomas Hajek	390
Geoff Snider	297
Rob Van Beek	180
Tom Marechek	178
Jeff Ratcliffe	134
Jake Bergey	122
Taylor Wray	118
Bryan Barrett	118
Tom Phair	116
Andrew Guindon	115
Steve Govett	115

### GOALTENDER MINUTES

Name	No.
Dallas Eliuk	8124
Brandon Miller	4477
Matt Roik	1553
Rob Blasdell	1129
Evan Kirk	817
Andrew Piazza	679
Nick Schroeder	593
Chris Sanderson	440
Kevin Crowwell	155
Erik Miller	148

### GOALS

Name	No.
Tom Marechek	399
Jake Bergey	256
Jeff Ratcliffe	228
Kevin Finneran	192
Drew Westervelt	164
Athan Iannucci	153
Gary Gait	150
Kevin Crowley	103
Keith Cromwell	94
Dan Marohl	91

### POINTS

Name	No.
Tom Marechek	773
Jake Bergey	557
Kevin Finneran	475
Jeff Ratcliffe	380
Dan Marohl	306
Drew Westervelt	302
Keith Cromwell	275
Gary Gait	252
Athan Iannucci	252
Kevin Crowley	218

### FACEOFF WINS

Name	No.
Peter Jacobs	1774
Geoff Snider	1074
Jeff Reynolds	552
Scott Gabrielsen	337
Chris Flynn	315
Jamie Hanford	279
Paul Cantabene	217
CJ Costabile	190
Patrick Heim	103
Stephen Hoar	73

### FORCED TURNOVERS

Name	No.
Brodie Merrill	50
Brett Manney	48
Steve Holmes	34
Joel White	33
Kyle Sweeney	31
Kevin Crowley	27
Max Seibald	21
Taylor Wray	17
Mike Manley	16
Patrick Heim	16

### GOALTENDER SAVES

Name	No.
Dallas Eliuk	5372
Brandon Miller	2903
Matt Roik	944
Rob Blasdell	738
Evan Kirk	517
Andrew Piazza	410
Nick Schroeder	327
Chris Sanderson	278
Kevin Crowwell	107
Erik Miller	75

## BLACK WOLVES PLAYOFF CAREER RECORDS

### GAMES PLAYED

Name	No.
Dallas Eliuk	20
Kevin Finneran	17
Tom Marechek	15
Billy Miller	15
Scott Gabrielsen	15
Chris Flynn	14
Brian Voelker	14
Jim Rogers	11
Chris Bates	11
John Nostrant	11

### ASSISTS

Name	No.
Kevin Finneran	49
Tom Marechek	46
Gary Gait	20
John Nostrant	17
Jake Bergey	17
Scott Gabrielsen	16
Jim Rogers	14
Paul Deniken	14
Dallas Eliuk	13
Billy Miller	13

### LOOSE BALLS

Name	No.
Dallas Eliuk	155
Kevin Finneran	88
Tom Marechek	80
Chris Flynn	72
Scott Gabrielsen	70
Billy Miller	68
Peter Jacobs	53
Brian Voelker	50
Matt Ogelsby	47
John McEvoy	46

### FORCED TURNOVERS

Name	No.
Jeff Reynolds	2

### PENALTY MINUTES

Name	No.
Steve Govett	29
Paul Deniken	13
Gary Martin	13
Brian Voelker	12
Billy Miller	12
Fred Jenner	10
Rob Shek	10
Tom Marechek	10
Tom Ryan	9
John Nostrant	9

### GOALTENDER MINUTES

Name	No.
Dallas Eliuk	1118
Brandon Miller	149

### GOALTENDER SAVES

Name	No.
Dallas Eliuk	705

### GOALS

Name	No.
Gary Gait	35
Kevin Finneran	27
Tom Marechek	23
Paul Deniken	21
Paul Gait	18
Steve Govett	15
Jake Bergey	13
Chris Flynn	12
Billy Miller	11

### POINTS

Name	No.
Kevin Finneran	76
Tom Marechek	69
Gary Gait	55
Paul Deniken	35
Jake Bergey	30
Paul Gait	30
Billy Miller	24
John Nostrant	24
Chris Flynn	23
Steve Govett	23

### FACEOFF WINS

Name	No.
Chris Flynn	90
Scott Gabrielsen	88
Peter Jacobs	86
Jeff Reynolds	40
Jamie Hanford	29
Geoff Snider	28





## BLACK WOLVES SINGLE-SEASON RECORDS

<b>GOALS</b>			<b>POINTS</b>			<b>PENALTY MINUTES</b>			<b>FACE-OFFS WON</b>		
Athan Iannucci	71	2008	Dan Dawson	103	2012	Geoff Snider	103	2008	Geoff Snider	318	2008
Tom Marechek	48	2001	Athan Iannucci	100	2008	Geoff Snider	79	2010	Peter Jacobs	318	2005
Jeff Ratcliffe	47	2002	Tom Marechek	98	2002	Thomas Hajek	77	2008	Geoff Snider	295	2010
Tom Marechek	45	2002	Tom Marechek	87	2003	Rob Van Beek	72	2006	Peter Jacobs	280	2006
Jake Bergey	43	2001	Jake Bergey	86	2001	Thomas Hajek	68	2006	Geoff Snider	260	2009
Gary Gait	43	1996	Dan Marohl	80	2005	Paul Dawson	67	2012	Jeff Reynolds	244	2012
Tom Marechek	42	2003	Tom Marechek	80	2005	Geoff Snider	62	2007	Peter Jacobs	215	2002
Tom Marechek	41	2000	Kevin Finneran	79	2002	Thomas Hajek	55	2004	Geoff Snider	201	2007
Jeff Ratcliffe	41	2004	Tom Marechek	79	2001	Geoff Snider	53	2009	Jeff Reynolds	182	2011
Gary Gait	40	1997	Jordan Hall	76	2014	Thomas Hajek	53	2007	Peter Jacobs	166	2004
Tom Marechek	40	2005									
<b>ASSISTS</b>			<b>LOOSE BALLS</b>			<b>FORCED TURNOVERS (OFFICIAL SINCE 2011)</b>			<b>SAVES</b>		
Dan Dawson	78	2012	Geoff Snider	245	2010	Brodie Merrill	23	2014	Dallas Eliuk	608	2003
Dan Marohl	57	2005	Geoff Snider	244	2008	Steve Holmes	18	2012	Brandon Miller	581	2010
Tom Marechek	53	2002	Geoff Snider	220	2009	Joel White	17	2014	Brandon Miller	556	2013
Dan Marohl	52	2006	Brodie Merrill	189	2014	Brodie Merrill	16	2012	Brandon Miller	548	2011
Mat Giles	47	2009	Geoff Snider	180	2007	Max Seibald	16	2012	Brandon Miller	547	2012
Kyle Buchanan	46	2014	Peter Jacobs	180	2005	Joel White	16	2013	Matt Roik	521	2006
Ryan Ward	46	2014	Jeff Reynolds	166	2012	Kyle Sweeney	16	2014	Evan Kirk	517	2014
Tom Marechek	45	2003	Brodie Merrill	157	2012	Brett Manney	15	2011	Dallas Eliuk	504	2001
Dan Marohl	44	2007	Peter Jacobs	147	2006	Brett Manney	15	2012	Dallas Eliuk	474	1999
Jake Bergey	43	2001	Athan Iannucci	138	2008	Kyle Hartzell	14	2013	Dallas Eliuk	449	2005
									Dallas Eliuk	439	2004

## BLACK WOLVES ALL-TIME RECORDS VS. OPPONENTS

	REGULAR SEASON						PLAYOFFS					
	ROAD			HOME			ROAD			HOME		
	GP	W	L	GP	W	L	GP	W	L	GP	W	L
Buffalo	27	12	15	24	13	11	51	25	26	5	2	3
Calgary	2	1	1	4	1	3	6	2	4			
Colorado	24	15	9	24	17	7	48	32	16	1	1	0
(as Colorado)	8	5	3	8	5	3	16	10	6			
(as Was. Power)	2	0	2	2	2	0	4	2	2	-	-	-
(as Pit. C.Fire)	1	0	1	1	0	1	2	0	2			
(as Baltimore)	13	10	3	13	10	3	26	20	6	1	1	0
Edmonton	3	1	2	2	1	1	5	2	3			
Minnesota	11	4	7	11	5	6	22	9	13			
Rochester	24	6	18	23	10	13	47	16	31	2	0	2
Toronto	19	6	13	21	9	12	40	15	25	3	1	2
(as Toronto)	18	5	13	20	9	11	38	14	24	3	1	2
(as Ontario)	1	1	0	1	0	1	2	1	1			
Vancouver Stealth	8	4	4	8	7	1	14	9	5			
(as Van. Stealth)	1	1	0	1	1	0						
(as Was. Stealth)	1	0	1	2	1	1	3	1	2			
(as San Jose)	2	1	1	3	3	0	5	4	1			
(as Albany)	4	2	2	2	2	0	6	4	2			
Anaheim	3	2	1	3	2	1	6	4	2			
(as Anaheim)	1	0	1	1	1	0	2	1	1			
(as NJ Storm)	2	2	0	2	1	1	4	3	1			
Arizona	2	2	0	4	2	2	6	4	2			
(as Arizona)	1	1	0	2	1	1	3	2	1			
(as Columbus)	1	1	0	2	1	1	3	2	1			
Boston	4	1	3	5	2	3	9	3	6			
Chicago	2	0	2	2	2	0	4	2	2			
Detroit	3	1	2	5	4	1	8	5	3			
New England	7	5	2	5	4	1	12	9	3	1	1	0
New York	16	9	7	16	12	4	32	21	11	2	1	1
(as NY Saints)	14	9	5	14	11	3	28	20	8	1	1	0
(as NJ Saints)	2	0	2	2	1	1	4	1	3	1	0	1
Orlando	6	2	4	5	2	3	11	4	7			
(as Orlando)	2	0	2	1	0	1	3	0	3			
(as NY Titans)	4	2	2	4	2	2	8	4	4			
Ottawa	4	2	2	4	4	0	8	6	2			
(as Ottawa)	1	0	1	2	2	0	3	2	1			
(as Syracuse)	3	2	1	2	2	0	5	4	1			
Pittsburgh Bulls	3	2	1	4	3	1	7	5	2			
Portland	2	1	1	2	0	2	4	1	3			
Vancouver Ravens	2	1	1	-	-	-	2	1	1			
Washington Wave	3	1	2	3	2	1	6	3	3	-	-	-
										1	0	1
										1	0	1



# BLACK WOLVES ALL-TIME DRAFT HISTORY

## 2014 ENTRY DRAFT

Rd (overall)	Player Chosen	From
1 (6)	Mark Cockerton	University of Virginia
1 (8)	Quinn Powless	Six Nations
2 (11)	Rodd Squire	Six Nations
3 (20)	Josh Johnson	Six Nations
3 (22)	Sheldon Burns	Dowling College
3 (26)	Ty Thompson	University at Albany
3 (28)	Connor Campbell	Brampton
4 (31)	Mike Mawdsley	Sacred Heart University

## 2013 ENTRY DRAFT

Rd (overall)	Player Chosen	From
2 (12)	A.J. Masson	Vermont
2 (18)	James Delaney	Seton Hill
3 (19)	Tucker Durkin	Johns Hopkins
4 (33)	Don Alton	Six Nations, ON
6 (50)	Rob Pannell	Cornell

## 2012 ENTRY DRAFT

Rd (overall)	Player Chosen	From
4 (32)	Michael Manley	Duke University
5 (39)	CJ Costabile	Duke University
5 (41)	Kevin Randall	University of Notre Dame

## 2011 ENTRY DRAFT

Rd (overall)	Player Chosen	From
1 (1)	Kevin Crowley	Stony Brook University
4 (28)	Steve Fryer	Coquitlam, AB
5 (37)	Matt Stefurak	University of Delaware

## 2011 DISPERSAL DRAFT (BOS)

Rd (overall)	Player Chosen
1 (1)	Dan Dawson
2 (10)	John Orsen
3 (19)	Nick Cotter
4 (28)	Brett Queener
5	Pass

## 2010 ENTRY DRAFT

Rd (overall)	Player Chosen	From
2 (19)	Brodie MacDonald	Coquitlam, BC
2 (20)	Max Quinzani	Duke University
3 (23)	Christian Scuderi	Hofstra University
3 (25)	Justin Pennington	Rutgers University
4 (33)	Ryan Nizolek	University of Virginia
5 (43)	Parker McKee	Duke University
6 (53)	Max Pomper	University of Virginia

## 2010 DISPERSAL DRAFT

Rd (overall)	Player Chosen
1 (8)	Brendan Mundorf
2 (12)	Stephen Peyser
3 (22)	Jeff Bigas
4 (32)	Dan Cocozello
5 (39)	Pass

## 2009 ENTRY DRAFT

Rd (overall)	Player Chosen	From
2 (16)	Bobby Snider	Bellarmine University
3 (26)	John Glynn	Cornell University
4 (37)	Peet Poillon	UMBC
4 (40)	Mike Timms	University of Virginia
5 (45)	PT Ricci	Loyola College

## 2009 DISPERSAL DRAFT

Rd (overall)	Player Chosen
1 (4)	Peter Jacobs
2 (15)	Matt Flindell
3 (26)	Derek Malawsky

## 2008 ENTRY DRAFT

Rd (overall)	Player Chosen	From
1 (9)	Sean Thomson	Bellarmine University
2 (25)	Matt Bocklet	Johns Hopkins University
3 (36)	Mike Leveille	Syracuse University
4 (45)	Matt Lalli	Colgate University
4 (47)	Jordan Levine	University at Albany
5 (58)	Jerry Lambe	Georgetown University
5 (60)	Tony McDevitt	Duke University
6 (71)	Steve Grossi	Drexel University

## 2008 DISPERSAL DRAFT (CHI)

Rd (overall)	Player Chosen
1 (8)	Mat Giles

## 2008 DISPERSAL DRAFT (AZ)

Rd (overall)	Player Chosen
1 (9)	Rob Blasdel
2 (22)	Luke Pinder

## 2007 ENTRY DRAFT

Rd (overall)	Player Chosen	From
1 (2)	Merrick Thomson	University of Albany
2 (25)	David Mitchell	Cornell University
3 (37)	Drew Westervelt	UMBC
3 (41)	Jim Borell	University of Maryland
6 (74)	Adam Crystal	Drexel University
6 (77)	Brian Hubschmann	University of Notre Dame

## 2007 DISPERSAL DRAFT

Rd (overall)	Player Chosen
1 (3)	Rob Blasdel
2 (22)	Jamie Rooney
3 (27)	Brenden Thenhaus

## 2006 ENTRY DRAFT

Rd (overall)	Player Chosen	From
1 (4)	Geoff Snider	University of Denver
1 (5)	Ian Llord	St. Catharines, ON
1 (8)	Athan Ianucci	Hofstra University
4 (43)	Kyle Dixon	University of Virginia
5 (56)	Pat Walsh	University of Notre Dame
6 (69)	Mike Culver	University of Virginia

## 2005 ENTRY DRAFT

Rd (overall)	Player Chosen	From
1 (3)	Sean Greenhalgh	Cornell University
1 (4)	Luke Wiles	University of Delaware
1 (9)	Chad Thompson	Orillia, ON
2 (22)	Kyle Harrison	Johns Hopkins University
3 (27)	Benson Erwin	Johns Hopkins University
5 (49)	John Christmas	University of Virginia

## 2004 ENTRY DRAFT

Rd (overall)	Player Chosen	From
1 (5)	Rob Van Beek	Port Coquitlam, BC
2 (14)	Dan Fink	Whittier College
3 (25)	Scott Paterson	Orangeville, ON
4 (36)	Brian Nee	Syracuse University
4 (42)	Andy Murray	Salisbury University
5 (48)	Kris Davis	Roanoke College
6 (59)	Stephen Berger	Washington College

## 2004 DISPERSAL DRAFT

Rd (overall)	Player Chosen
1 (7)	Matt Dwane
2 (14)	Ian Hawksbee

## 2003 ENTRY DRAFT

Rd (overall)	Player Chosen	From
1 (3)	Ryan Ward	Butler University
1 (9)	Tom Hajek	Victoria, BC
3 (30)	Michael Howley	University of Maryland
4 (41)	Kevin Brennan	Duke University
5 (51)	Pat Collins	Georgetown University
6 (61)	Michael Springer	Syracuse University
7 (72)	Michael Pape	Cabrini
10 (83)	Kyle Sweeney	Georgetown University

## BLACK WOLVES COACHING HISTORY

### Regular Season

Coach	W	L	Season
Wey, Steve	3	3	1987
Wey, Steve	3	5	1988
<b>Total</b>	<b>6</b>	<b>8</b>	
Evans, Dave	6	2	1989
Evans, Dave	6	2	1990
Evans, Dave	5	5	1991
Evans, Dave	3	5	1992
Evans, Dave	7	1	1993
<b>Total</b>	<b>27</b>	<b>15</b>	
French, Mike	6	2	1994
Resch, Tony	7	1	1995
Resch, Tony	8	2	1996
Resch, Tony	7	3	1997
Resch, Tony	9	3	1998
Resch, Tony	5	7	1999
Resch, Tony	7	5	2000
Resch, Tony	10	4	2001
<b>Total</b>	<b>53</b>	<b>25</b>	
Mueller, Adam	8	8	2002
Mueller, Adam	8	8	2003
Mueller, Adam	7	9	2004
<b>Total</b>	<b>23</b>	<b>25</b>	
Sanderson, Lindsay	6	10	2005
Sanderson, Lindsay	8	8	2006
Sanderson, Lindsay	6	10	2007
<b>Total</b>	<b>20</b>	<b>28</b>	
Huntley, Dave	10	6	2008
Huntley, Dave	7	9	2009
Huntley, Dave	5	11	2010
<b>Total</b>	<b>22</b>	<b>26</b>	
Tucker, John	5	11	2011
Mouradian, Johnny	7	9	2012
Mouradian, Johnny	7	9	2013
<b>Total</b>	<b>14</b>	<b>18</b>	
Harrison, Blaine	6	12	2014
<b>Grand Total</b>	<b>182</b>	<b>170</b>	



# BLACK WOLVES ALL-TIME DRAFT HISTORY

## 2003 DISPERSAL DRAFT

Rd (overall)	Player Chosen
1 (4)	Kevin Howard
2 (15)	Jake Lawson
3 (26)	DJ Serr

## 2002 ENTRY DRAFT

Rd (overall)	Player Chosen	From
3 (35)	Ashton McLean	Toronto, ON
4 (44)	Rob Coscia	C.W. Post
5 (56)	Will Driscoll	Penn State University
6 (68)	Drew Cavadias	C.W. Post
7 (80)	Paul Chamoun	Lemoyne College
8 (92)	Mike Lamonica	University of Maryland

## 2001 EXPANSION DRAFT

Rd (overall)	Player Chosen	From
9 (33)	Dan Martin	Washington

## 2001 ENTRY DRAFT

Rd (overall)	Player Chosen	From
3 (36)	Mike Hominuck	St. Catharines, ON
4 (52)	Matt Striebel	Princeton University
5 (65)	Chris Campbell	Limestone
6 (78)	Andrew Combs	University of Maryland
7 (91)	Rodger Combs	Georgetown University
8 (104)	Greg Patchuk	Duke University
9 (117)	Matt Bailer	Princeton University

## 2000 ENTRY DRAFT

Rd (overall)	Player Chosen	From
1 (4)	Jeff Ratcliffe	UMBC
2 (16)	Jay Jalbert	Virginia
3 (24)	Sam Bassett	Syracuse University
4 (33)	John Ciliberto	University of Delaware
5 (42)	Jeff Shirk	University of Maryland
7 (60)	Richard Brzeski	Elmira
8 (69)	Scott Ward	Widner
9 (78)	Doug Hill	Peterborough, ON

## 1999 ENTRY DRAFT

Rd	Player Chosen	From
1	Greg McCavera	Georgetown University
1	Gewas Schindler	Loyola College
2	Matt Cutia	Syracuse University
3	Jim Bruder	University of Delaware
4	Brody Bush	Rutgers University
5	Tucker Radebaugh	University of Virginia
6	Kurt Lunkenheimer	Princeton University

## 1998 ENTRY DRAFT

Rd	Player Chosen	From
1	Jamie Hanford	Loyola College
2	Nathan Roost	Hobart College
4	Todd Rassas	University of Notre Dame
5	Andy Lopatin	Washington College
6	Marc Schaffer	St. Joseph's University
7	Steve Hettrich	Denison University
7	Todd Evans	University of Maryland
8	Vince Ferraro	Yale University
8	Todd Snellenburg	Drexel University
9	Steve Phipps	Salisbury State

## 1997 ENTRY DRAFT

Rd	Player Chosen	From
1	Rusty Kruger	Orangeville, ON
2	Verigin Tutty	Vancouver
3	Brad Downey	Coquitlam, BC
4	David Stille	Duke University
5	Jake Bergey	Salisbury State
6	George Atterbury	Washington College
7	Jude Collins	North Carolina
8	Werner Krueger	Johns Hopkins University
9	Tim Lucky	Mt. Washington

## 1996 ENTRY DRAFT

Rd	Player Chosen	From
1	Greg Traynor	Virginia
2	Mike Busza	Penn State
3	Ryan Traynor	Randolph-Macon

## 1995 ENTRY DRAFT

Rd	Player Chosen	From
1	Matt Dwan	Loyola College
1	Peter Jacobs	Johns Hopkins University
2	Scott Conklin	Princeton University
3	Erik Miller	Salisbury State
3	Joe Christie	Drexel

## 1994 ENTRY DRAFT

Rd	Player Chosen	From
1	Ryan Wade	North Carolina
1	Scott Reinhardt	Princeton University
2	Gabby Roe	Virginia
4	Paul Gillhool	Penn State University
5	Taylor Simmers	Princeton University

## 1993 ENTRY DRAFT

Rd	Player Chosen	From
1	David Webster	North Carolina
2	Kevin Morrow	Princeton University
3	Kevin Beach	Loyola College

## 1992 ENTRY DRAFT

Rd	Player Chosen	From
Waived participation in draft with acquisition of Paul and Gary Gait.		

## 1991 ENTRY DRAFT

Rd	Player Chosen	From
1	Rob Shek	Towson State
2	John Dick	Pennsylvania
3	Matt Panetta	Johns Hopkins University
4	Bill Miller	Hobart
5	Brian Voelker	Johns Hopkins University

## 1990 ENTRY DRAFT

Rd	Player Chosen	From
2	Andy DeCicco	Rutgers University
3	Ted Nichols	Loyola College
4	Tony Pavlik	Loyola College
5	Brian Willard	Maryland

## 1989 ENTRY DRAFT

Rd	Player Chosen	From
1	Chris Flynn	Pennsylvania
2	Brett Davy	North Carolina
3	Tim Goldstein	Cornell
4	Phill Willard	Maryland
5	John Holghaus	Loyola College

## 1988 ENTRY DRAFT

Rd	Player Chosen	From
1	Andy Wilson	Loyola College
3	Bill Dirrigl	Syracuse University
4	Ricky Fried	UMBC
5	Chris Dent	Penn State

## BLACK WOLVES COACHING HISTORY

Playoffs			
Coach	W	L	Season
Wey, Steve	0	1	1987
Wey, Steve	0	1	1988
<b>Total</b>	<b>0</b>	<b>2</b>	
Evans, Dave	1	0	1989
Evans, Dave	2	0	1990
Evans, Dave	2	1	1992
Evans, Dave	1	1	1993
<b>Total</b>	<b>6</b>	<b>2</b>	
French, Mike	2	0	1994
Resch, Tony	2	0	1995
Resch, Tony	1	1	1996
Resch, Tony	0	1	1997
Resch, Tony	3	0	1998
Resch, Tony	0	1	1999
Resch, Tony	0	1	2000
Resch, Tony	2	0	2001
<b>Total</b>	<b>8</b>	<b>4</b>	
Mueller, Adam	0	1	2002
Huntley, Dave	0	1	2008
Mouradian, Johnny	0	1	2012
Mouradian, Johnny	0	1	2013
<b>Total</b>	<b>0</b>	<b>2</b>	
<b>Grand Total</b>	<b>16</b>	<b>12</b>	



# ROCHESTER KNIGHTHAWKS

144 Exchange Boulevard, Suite 102 • Rochester, NY 14614 • Phone: 585-454-4295 • [www.knighthawks.net](http://www.knighthawks.net)



## TEAM DIRECTORY

Owner and General Manager: ..... Curt Styres  
 President: ..... Lewis Staats  
 Assistant General Manager: ..... Landon Miller  
 Vice President of Player Personnel: ..... Jody Gage  
 Vice President of Lacrosse: ..... Paul Gait  
 Head Coach: ..... Mike Hasen  
 Assistant Coaches: ..... Jason Johnson, Paul Day, Andy Secore, Pat O'Toole  
 Director of Communications: ..... Craig Rybczynski  
 Phone: ..... 585-454-4295 ext. 3008  
 E-Mail: ..... [craig.ryb@knighthawks.net](mailto:craig.ryb@knighthawks.net)  
 Equipment Manager: ..... Christian Shognosh  
 Athletic Trainer: ..... Steve Lobsinger  
 Broadcast Partners: ..... Time Warner Cable Sports (TV), 105.5 The Team (Radio),  
 ..... TSN, Universal Sports Network, WatchESPN & NLL LIVE



**Curt Styres**

Owner and General Manager



**Mike Hasen**

Head Coach



**Craig Rybczynski**

Director of Communications

## TEAM INFORMATION

Home Arena/Seating Capacity ..... Blue Cross Arena/10,424  
 NLL Team Established ..... 1995  
 Colors ..... White, Teal, Purple

### 2015 Schedule

Date	Time	Away	Home
Sat, Jan 03	7:30 PM	Toronto	Rochester
Sat, Jan 10	7:00 PM	Rochester	New England
Sat, Jan 24	7:30 PM	Toronto	Rochester
Sat, Jan 31	7:30 PM	Buffalo	Rochester
Fri, Feb 06	8:30 PM	Rochester	Minnesota
Sat, Feb 14	7:30 PM	Rochester	Buffalo
Sun, Feb 15	6:00 PM	Rochester	New England
Sat, Feb 21	7:30 PM	Buffalo	Rochester
Sat, Feb 28	7:30 PM	Calgary	Rochester
Sat, Mar 14	9:00 PM	Rochester	Calgary
Sat, Mar 28	7:30 PM	Edmonton	Rochester
Fri, Apr 03	7:00 PM	Rochester	Toronto
Sat, Apr 04	7:30 PM	Minnesota	Rochester
Sat, Apr 11	7:30 PM	Colorado	Rochester
Fri, Apr 17	9:00 PM	Rochester	Colorado
Sat, Apr 18	10:00 PM	Rochester	Vancouver
Sat, Apr 25	7:30 PM	New England	Rochester
Sat, May 02	8:00 PM	Rochester	Minnesota

### 2014 Results

Regular Season Record: 14-4 • Playoffs: 4-2

Date	Away	Home
Sat, Dec 28	Minnesota 6	Rochester 8
Sat, Jan 11	Philadelphia 9	Rochester 13
Sat, Jan 18	Toronto 8	Rochester 12
Sat, Jan 25	Rochester 10	Buffalo 11
Sat, Feb 01	Rochester 7	Edmonton 8
Sat, Feb 08	Buffalo 6	Rochester 9
Sat, Feb 15	Rochester 17	Toronto 9
Sat, Feb 22	Rochester 10	Calgary 11
Sat, Mar 01	Rochester 11	Colorado 9
Sat, Mar 08	Philadelphia 8	Rochester 13
Sat, Mar 15	Rochester 17	Toronto 12
Sun, Mar 16	Rochester 11	Philadelphia 7
Sat, Mar 29	Edmonton 15	Rochester 11
Fri, Apr 04	Rochester 15	Minnesota 14
Sat, Apr 05	Minnesota 9	Rochester 12
Sat, Apr 12	Vancouver 7	Rochester 10
Sat, Apr 19	Buffalo 4	Rochester 8
Sat, Apr 26	Rochester 16	Buffalo 14
Sat, May 10*	Rochester 8	Buffalo 12
Sat, May 17*	Buffalo 8	Rochester 13
Sat, May 17*^	Buffalo 1	Rochester 2
Sat, May 24*	Rochester 7	Calgary 10
Sat, May 31*	Calgary 10	Rochester 16
Sat, May 31*^	Calgary 2	Rochester 3

\* - Playoff Game; ^ - Mini Game



## KNIGHTHAWKS 2014 REGULAR SEASON STATISTICS

#	Name	GP	G	A	PTS	PIM	PPG	SHG	S	SOG	SOFF	LB	TO	FT	FO	FOW	FOL	F0%
88	Cody Jamieson	18	36	72	108	26	8	1	200	140	60	70	58	3	0	0	0	0.0
6	Dan Dawson	18	19	72	91	8	2	3	146	117	29	60	40	1	0	0	0	0.0
28	Stephen Keogh	16	33	38	71	28	5	0	156	109	47	63	21	6	0	0	0	0.0
93	Johnny Powless	18	30	23	53	17	4	1	143	100	43	50	16	4	0	0	0	0.0
1	Joe Walters	16	15	26	41	15	0	2	108	80	28	29	19	1	0	0	0	0.0
23	Cory Vitarelli	14	23	17	40	10	5	0	107	78	29	68	25	3	0	0	0	0.0
9	Craig Point	7	18	13	31	19	2	0	74	53	21	18	18	0	1	0	1	0.0
10	Joel McCready	10	14	15	29	35	0	0	58	46	12	36	13	0	0	0	0	0.0
25	Brad Self	18	7	18	25	4	0	0	31	21	10	131	15	18	0	0	0	0.0
16	Dylan Evans	18	0	9	9	10	0	0	16	7	9	129	30	12	417	205	212	49.2
5	Scott Self	18	1	8	9	13	0	0	4	4	0	106	7	21	11	2	9	18.2
37	Scott Campbell	17	2	5	7	8	0	0	17	12	5	54	10	24	0	0	0	0.0
26	Mike Kirk	18	2	4	6	18	0	1	3	2	1	75	5	10	0	0	0	0.0
44	Mike Accursi	4	5	1	6	0	0	0	25	19	6	11	11	0	0	0	0	0.0
2	Paul Dawson	18	2	3	5	29	0	0	7	5	2	61	13	16	0	0	0	0.0
79	Sid Smith	17	1	3	4	10	0	0	1	1	0	87	8	14	0	0	0	0.0
75	Mac Allen	13	1	2	3	39	0	0	5	4	1	28	2	10	17	6	11	35.3
32	Jon Sullivan	12	0	2	2	16	0	0	1	1	0	34	4	13	0	0	0	0.0
20	Derek Hopcroft	1	1	1	2	2	0	0	7	5	2	1	1	0	0	0	0	0.0
29	Ian Llord	16	0	1	1	19	0	0	3	2	1	33	4	13	0	0	0	0.0
55	Angus Goodleaf	4	0	1	1	0	0	0	0	0	0	2	0	1	0	0	0	0.0
48	Matt Vinc	12	0	1	1	0	0	0	0	0	0	14	5	0	0	0	0	0.0
7	Tyler Burton	1	0	0	0	0	0	0	0	0	0	5	0	2	0	0	0	0.0

### GOALTENDER

#	Name	GP	MIN	W	L	SOG	GA	GAA	SV	SV%
48	Matt Vinc	18	947:44	12	3	746	151	9.56	595	.798
55	Angus Goodleaf	16	135:30	2	1	100	16	7.08	84	.840
66	Mike Thompson	2	0:00	0	0	0	0	0.00	0	.000



**KNIGHTHAWKS 2014 PLAYOFF STATISTICS**

#	Name	GP	G	A	PTS	PIM	PPG	SHG	S	SOG	SOFF	LB	TO	FT	FO	FOW	FOL	FO%
88	Cody Jamieson	6	9	13	22	4	2	0	63	40	23	13	16	2	0	0	0	0.0
1	Joe Walters	6	4	14	18	0	0	0	29	21	8	8	3	0	0	0	0	0.0
6	Dan Dawson	5	7	8	15	0	1	0	18	16	2	2	1	0	0	0	0	0.0
28	Stephen Keogh	6	6	4	10	5	1	0	40	29	11	17	4	1	0	0	0	0.0
23	Cory Vitarelli	6	7	3	10	6	1	0	34	24	10	18	1	0	0	0	0	0.0
9	Craig Point	4	5	4	9	0	1	0	37	23	14	6	0	0	1	0	1	0.0
10	Joel McCready	3	3	6	9	0	0	0	8	6	2	0	2	0	0	0	0	0.0
93	Johnny Powless	6	4	4	8	0	2	0	28	21	7	6	3	0	0	0	0	0.0
25	Brad Self	6	0	4	4	0	0	0	8	5	3	21	2	5	0	0	0	0.0
37	Scott Campbell	6	1	3	4	4	0	0	3	2	1	17	5	4	0	0	0	0.0
32	Jon Sullivan	6	1	2	3	0	0	0	2	2	0	16	0	1	0	0	0	0.0
5	Scott Self	6	1	1	2	2	0	1	3	2	1	21	5	6	6	4	2	66.7
29	Ian Llord	6	0	2	2	4	0	0	0	0	0	7	1	3	0	0	0	0.0
2	Paul Dawson	6	1	1	2	8	0	0	2	2	0	14	2	3	0	0	0	0.0
16	Dylan Evans	6	0	1	1	2	0	0	3	1	2	29	7	3	103	53	50	51.5
48	Matt Vinc	4	0	1	1	2	0	0	0	0	0	7	0	0	0	0	0	0.0
79	Sid Smith	6	0	0	0	4	0	0	4	2	2	20	2	1	0	0	0	0.0
26	Mike Kirk	6	0	0	0	2	0	0	0	0	0	16	0	1	0	0	0	0.0

**GOALTENDER**

#	Name	GP	MIN	W	L	SOG	GA	GAA	SV	SV%
48	Matt Vinc	6	261:56	4	2	182	43	9.85	139	.764
55	Angus Goodleaf	6	0:00	0	0	0	0	0.00	0	.000



## KNIGHTHAWKS REGULAR SEASON CAREER RECORDS

### GAMES PLAYED

Name	No.
Regy Thorpe	193
Pat O'Toole	173
Shawn Williams	160
John Grant	140
Chris Schiller	138
Tim Soudan	125
Mike Hasen	114
Jeremy Hollenbeck	111
Pat Cougevan	102
Mike Accursi	97

### ASSISTS

Name	No.
Shawn Williams	491
John Grant	461
Mike Accursi	222
Shawn Evans	220
Cory Bomberry	219
Cody Jamieson	207
Duane Jacobs	185
Scott Evans	179
Tim Soudan	161
Curt Malawsky	149

### LOOSE BALLS

Name	No.
Regy Thorpe	966
John Grant	902
Steve Toll	826
Shawn Williams	742
Chris Schiller	715
Tim Soudan	665
Pat O'Toole	663
Shawn Evans	594
Mike Hasen	575
Jeremy Hollenbeck	483

### PENALTY MINUTES

Name	No.
Regy Thorpe	385
Casey Zaph	291
Scott Evans	279
Shawn Evans	279
John Grant	245
Kyle Laverty	221
Mike Hasen	193
Chris Schiller	180
Andrew Turner	171
Pat McCready	169

### GOALTENDER MINUTES

Name	No.
Pat O'Toole	9122
Matt Vinc	3774
Steve Dietrich	2530
Derek General	486
Aaron Bold	344
Pat Campbell	344
Derek Collins	189
Phil Wetherup	187
Angus Goodleaf	139

### GOALS

Name	No.
John Grant	433
Shawn Williams	309
Duane Jacobs	169
Scott Evans	163
Tim Soudan	155
Shawn Evans	143
Mike Accursi	142
Curt Malawsky	134
Cody Jamieson	128
Cory Bomberry	119

### POINTS

Name	No.
John Grant	894
Shawn Williams	800
Mike Accursi	364
Shawn Evans	363
Duane Jacobs	354
Scott Evans	342
Cory Bomberry	338
Cody Jamieson	335
Tim Soudan	316
Curt Malawsky	283

### FACEOFF WINS

Name	No.
Stephen Hoar	891
Cory Bomberry	534
Regy Thorpe	344
Dylan Evans	317
Tim Soudan	316
Craig Point	195
Tyler Burton	169
Brad MacArthur	154
Brian Silcott	149
Mac Allen	113

### FORCED TURNOVERS

Name	No.
Sid Smith	57
Brad Self	51
Scott Campbell	44
Tyler Burton	30
Scott Self	25
Mike Kirk	23
Paul Dawson	21
Ian Llord	21
Dylan Evans	19
Chris Schiller	17
Pat McCready	17

### GOALTENDER SAVES

Name	No.
Pat O'Toole	5754
Matt Vinc	2425
Steve Dietrich	1749
Derek General	339
Aaron Bold	219
Pat Campbell	202
Phil Wetherup	119
Derek Collins	116

## KNIGHTHAWKS PLAYOFF CAREER RECORDS

### GAMES PLAYED

Name	No.
Regy Thorpe	24
Pat O'Toole	18
Tim Soudan	16
Jeremy Hollenbeck	16
Shawn Williams	14
John Grant	14
Mike Hasen	14
Mike Accursi	14
Five players with	13

### ASSISTS

Name	No.
Shawn Williams	37
John Grant	35
Cody Jamieson	34
Joe Walters	32
Randy Mearns	26
Tim Soudan	25
Pat O'Toole	22
Scott Evans	19
Cory Bomberry	18
Duane Jacobs	17

### LOOSE BALLS

Name	No.
Regy Thorpe	114
Pat O'Toole	83
John Grant	80
Steve Toll	76
Randy Mearns	76
Tim Soudan	72
Chris Schiller	66
Jeremy Hollenbeck	63
Shawn Evans	61
Four players with	58

### FORCED TURNOVERS

Name	No.
Pat McCready	7
Sid Smith	7
Brad Self	7
Scott Self	7
Dylan Evans	5
Ian Llord	4
Scott Campbell	4
Stephen Keogh	4

### GOALTENDER MINUTES

Name	No.
Pat O'Toole	1064
Matt Vinc	681
Steve Dietrich	354

### GOALTENDER SAVES

Name	No.
Pat O'Toole	687
Matt Vinc	410
Steve Dietrich	262

### GOALS

Name	No.
John Grant	47
Mike Accursi	28
Paul Gait	22
Cody Jamieson	22
Shawn Williams	21
Curt Malawsky	19
Craig Point	17
Duane Jacobs	16
Dan Dawson	13
Johnny Powless	13
Cory Vitarelli	13

### POINTS

Name	No.
John Grant	82
Shawn Williams	58
Cody Jamieson	56
Mike Accursi	43
Joe Walters	43
Paul Gait	36
Tim Soudan	36
Duane Jacobs	33
Craig Point	32
Randy Mearns	30

### FACEOFF WINS

Name	No.
Stephen Hoar	101
Dylan Evans	72
Cory Bomberry	71
Regy Thorpe	41
Brian Silcott	33
Tim Soudan	32
Tyler Burton	18
Brad MacArthur	15
Matt Riter	11
Yul Baker	9

### PENALTY MINUTES

Name	No.
Regy Thorpe	55
Pat McCready	20
Mike Hasen	20
Scott Ditzell	16
Cory Vitarelli	16
Scott Evans	15
Chris Schiller	14
John Grant	14
Andrew Turner	12
Curt Malawsky	12
Duane Jacobs	12



## KNIGHTHAWKS SINGLE-SEASON RECORDS

### GOALS

John Grant	54	2006
John Grant	52	2002
John Grant	51	2007
John Grant	49	2005
John Grant	47	2008
John Grant	46	2003
Scott Evans	45	2007
Shawn Williams	45	2004
Scott Evans	44	2008
John Grant	42	2001

### POINTS

John Grant	111	2007
Cody Jamieson	108	2014
John Grant	105	2005
John Grant	105	2002
John Grant	99	2003
John Grant	97	2006
Shawn Williams	93	2009
John Grant	92	2008
Shawn Williams	91	2007
Dan Dawson	91	2014

### PENALTY MINUTES

Kyle Laverty	83	2009
Scott Evans	79	2010
Scott Ditzell	68	2007
Shawn Evans	63	2008
Shawn Evans	61	2010
Shawn Evans	59	2006
Casey Zaph	59	2003
Scott Ditzell	58	2008
Casey Zaph	58	2005
Scott Evans	55	2006

### FACE-OFFS WON

Stephen Hoar	240	2007
Stephen Hoar	221	2006
Dylan Evans	205	2014
Stephen Hoar	204	2008
Brad MacArthur	148	2001
Cory Bomberly	119	2003
Stephen Hoar	116	2005
Stephen Hoar	110	2004
Craig Point	107	2010
Cory Bomberly	103	1999

### ASSISTS

Cody Jamieson	72	2014
Dan Dawson	72	2014
Shawn Williams	67	2009
Cody Jamieson	61	2013
John Grant	60	2007
John Grant	56	2005
Shawn Williams	55	2007
Shawn Williams	55	2008
Derek Malawsky	54	2004
John Grant	53	2002
John Grant	53	2003
Shawn Williams	53	2011

### LOOSE BALLS

Steve Toll	178	2009
Steve Toll	177	2007
Steve Toll	166	2008
Steve Toll	153	2010
Pat O'Toole	151	2003
Brad Self	131	2014
Dylan Evans	129	2014
Derek Malawsky	125	2004
John Grant	124	2001
D'Arcy Sweet	122	2002

### FORCED TURNOVERS (OFFICIAL SINCE 2011)

Scott Campbell	24	2014
Scott Self	21	2014
Brad Self	20	2012
Brad Self	18	2014
Sid Smith	16	2013
Paul Dawson	16	2014
Sid Smith	15	2011
Chris Schiller	14	2011
Sid Smith	14	2014

### SAVES

Matt Vinc	662	2013
Pat O'Toole	598	2006
Matt Vinc	595	2014
Matt Vinc	585	2011
Matt Vinc	583	2012
Pat O'Toole	579	2005
Pat O'Toole	572	2002
Pat O'Toole	566	2007
Pat O'Toole	540	2008
Pat O'Toole	515	2003
Pat O'Toole	515	2004

## KNIGHTHAWKS ALL-TIME RECORDS VS. OPPONENTS

	REGULAR SEASON									PLAYOFFS								
	ROAD			HOME			OVERALL			ROAD			HOME			OVERALL		
	GP	W	L	GP	W	L	GP	W	L	GP	W	L	GP	W	L	GP	W	L
Buffalo	25	13	12	28	18	10	53	31	22	6	3	3	5	4	1	11	7	4
Calgary	4	1	3	4	3	1	8	4	4	1	0	1	2	2	0	3	2	1
Colorado	15	7	8	10	6	4	25	13	12	2	1	1	-	-	-	2	1	1
(as Colorado)	8	4	4	3	1	2	11	5	6									
(as Was. Power)	2	0	2	1	1	0	3	1	2									
(as Pit. C.Fire)	1	1	0	1	1	0	2	2	0									
(as Baltimore)	4	2	2	5	3	2	9	5	4	2	1	1	-	-	-	2	1	1
Edmonton	3	0	3	4	1	3	7	1	6	-	-	-	1	1	0	1	1	0
Minnesota	9	6	3	9	7	2	18	13	5	-	-	-	1	1	0	1	1	0
Philadelphia	23	13	10	24	18	6	47	31	16	3	1	2	2	2	0	5	3	2
Toronto	22	7	15	22	18	4	44	25	19	5	1	4	3	2	1	8	3	5
(as Toronto)	21	6	15	21	17	4	42	23	19	5	1	4	3	2	1	8	3	5
(as Ontario)	1	1	0	1	1	0	2	2	0									
Vancouver Stealth	9	6	3	9	7	2	18	13	5	2	1	1	-	-	-	2	1	1
(as Van. Stealth)	-	-	-	1	1	0	1	1	0									
(as Was. Stealth)	3	1	2	2	2	0	5	3	2	1	1	0	-	-	-	1	1	0
(as San Jose)	3	2	1	2	1	1	5	3	2									
(as Albany)	3	3	0	4	3	1	7	6	1	1	0	1	-	-	-	1	0	1
Anaheim	2	1	1	1	0	1	3	1	2									
(as Anaheim)	2	1	1	-	-	-	2	1	1									
(as NJ Storm)	-	-	-	1	0	1	1	0	1									
Arizona	3	2	1	6	5	1	9	7	2	1	1	0	-	-	-	1	1	0
(as Arizona)	1	0	1	3	2	1	4	2	2	1	1	0	-	-	-	1	1	0
(as Columbus)	2	2	0	3	3	0	5	5	0									
Boston	4	2	2	3	2	1	7	4	3									
Chicago	2	2	0	2	1	1	4	3	1									
Montreal	1	1	0	1	1	0	2	2	0									
New England	3	0	3	2	1	1	5	1	4	-	-	-	1	1	0	1	1	0
New York Saints	7	5	2	7	4	3	14	9	5									
Orlando	4	1	3	5	2	3	9	3	6	1	0	1	-	-	-	1	0	1
(as Orlando)	1	0	1	1	0	1	2	0	2									
(as NY Titans)	3	1	2	4	2	2	7	3	4	1	0	1	-	-	-	1	0	1
Ottawa	5	4	1	4	4	0	9	8	1									
(as Ottawa)	2	2	0	1	1	0	3	3	0									
(as Syracuse)	3	2	1	3	3	0	6	5	1									
Portland	1	1	0	1	1	0	2	2	0									
Vancouver Ravens	1	1	0	1	0	1	2	1	1	-	-	-	1	1	0	1	1	0



# KNIGHTHAWKS ALL-TIME DRAFT HISTORY

## 2014 ENTRY DRAFT

Rd (overall)	Player Chosen	From
1 (2)	Jeremy Noble	University of Denver
3 (27)	Brier Jonathan	Six Nations
4 (37)	Ian Martin	Six Nations
5 (46)	Anthony Patterson	Six Nations
6 (55)	Zach Williams	Six Nations Rebels

## 2013 ENTRY DRAFT

Rd (overall)	Player Chosen	From
3 (27)	Mark White	Southern Maine
4 (37)	Taylor Northway	Delta, BC
5 (46)	Zac Reid	Mercyhurst
6 (55)	Brandon Styres	Six Nations, ON

## 2012 ENTRY DRAFT

Rd (overall)	Player Chosen	From
3 (26)	Robbie Campbell	Stony Brook University
3 (29)	Cody Hawkins	Delta, BC
4 (38)	Matt Hummel	Mercyhurst University
5 (47)	Chris Attwood	St. Catharines, ON
6 (56)	Cody McLeod	Orangeville, ON

## 2011 ENTRY DRAFT

Rd (overall)	Player Chosen	From
1 (2)	Stephen Keogh	Syracuse University
1 (5)	Johnny Powless	Six Nations, ON
2 (10)	Joel White	Syracuse University
3 (23)	Kyle Andrews	Brampton, ON
4 (32)	Shane Cater	Six Nations, ON
5 (36)	Aaron Tackaberry	Calgary, AB
5 (40)	Cal Kitson	Brampton, ON
6 (45)	Kraig Maracle	Six Nations, ON
6 (49)	Grant Catalino	University of Maryland

## 2011 DISPERSAL DRAFT (BOS)

Rd (overall)	Player Chosen
1 (5)	Mike Kirk
2 (14)	Casey Powell
3 (23)	Jack Reid
4	Pass

## 2010 ENTRY DRAFT

Rd (overall)	Player Chosen	From
1 (1)	Cody Jamieson	Syracuse University
1 (5)	Jarret Davis	Bellarmino University
2 (12)	Josh Ruys	Burlington, ON
3 (24)	Scott Johnson	Burlington, ON
5 (44)	Marty Hill	Six Nations, ON

## 2010 DISPERSAL DRAFT

Rd (overall)	Player Chosen
1 (3)	Jordan Hall
2 (2)	Dan Hardy
3 (23)	Kenny Nims
4 (33)	Mike Evans
5 (40)	Bobby Horsey

## 2009 ENTRY DRAFT

Rd (overall)	Player Chosen	From
1 (1)	Sid Smith	Syracuse University
1 (2)	Ilija Gajic	Denver University
2 (18)	Holdon Vyse	Six Nations, ONT
3 (28)	Brendan Doran	Brampton, ONT
3 (34)	Ryan Hoff	University of Notre Dame
5 (47)	Dan Groot	University of Maryland
6 (57)	Brandon Corp	Colgate University

## 2009 DISPERSAL DRAFT

Rd (overall)	Player Chosen
2 (17)	Dan Stroup
3 (28)	PASS

## 2008 ENTRY DRAFT

Rd (overall)	Player Chosen	From
2 (18)	Joel McCready	Cornell University
3 (29)	Kyle Guadagnolo	Syracuse University
3 (30)	Brendan Loftus	Syracuse University
4 (41)	Jesse Guerin	Peterborough, ON
5 (54)	Logan Kane	Onondaga Community College
6 (67)	Mitch Nanticoke	Six Nations, ON

## 2008 DISPERSAL DRAFT (CHI)

Rd (overall)	Player Chosen
1 (4)	Mike Kirk
2 (16)	Bobby McBride
3 (24)	Craig Robertson
4 (25)	Pat Saunders
5 (26)	Brock Boyle

## 2008 DISPERSAL DRAFT (AZ)

Rd (overall)	Player Chosen
1 (5)	Lindsay Plunkett
2 (18)	Matt Brown

## 2007 ENTRY DRAFT

Rd (overall)	Player Chosen	From
1 (8)	Mat MacLeod	Orangeville, ON
1 (14)	Andrew Potter	St. Catharines, ON
5 (70)	Lucas Miller	Six Nations, ON
6 (83)	Chad Amidon	Nazareth College
6 (84)	Cody Richardson	Orangeville, ON

## 2007 DISPERSAL DRAFT

Rd (overall)	Player Chosen
1 (12)	Jack Reid
2 (13)	Matt Lyons
3 (36)	Alex Smith

## 2006 ENTRY DRAFT

Rd (overall)	Player Chosen	From
1 (10)	Jack Reid	University of Massachusetts
2 (22)	Ashton McLean	Elmira College
3 (38)	Matt Currie	Peterborough, ON
4 (48)	Greg Gurenlian	Penn State University
5 (61)	Cory Vitarelli	Peterborough, ON
6 (74)	Kyle Hagel	Oakville, ON
6 (75)	Dave Thering	Rochester Inst. of Tech.

## 2005 ENTRY DRAFT

Rd (overall)	Player Chosen	From
1 (2)	Shawn Evans	Bellarmino University
2 (12)	Scott Ditzell	Syracuse University
3 (26)	Jonathan Durno	Brooklin, ON
4 (41)	Ryan Dryburgh	Kitchener, ON
5 (52)	Greg McIntyre	Peterborough, ON

## 2005 DISPERSAL DRAFT

Rd (overall)	Player Chosen
1 (8)	Cam Bergman

## 2004 ENTRY DRAFT

Rd (overall)	Player Chosen	From
1 (8)	Mike Morrison	Brooklin, ON
3 (26)	Sean Lindsay	Syracuse University
4 (32)	Danny Walters	Brampton, ON
4 (37)	Matt Moulson	Mississauga, ON
5 (49)	T.J. Rogers	Nazareth College
6 (60)	Justin Wahl	Nazareth College

## 2004 DISPERSAL DRAFT

Rd (overall)	Player Chosen
1 (5)	Chris McKay
2 (15)	Peter Morgan

## KNIGHTHAWKS' COACHING HISTORY

### Regular Season

Coach	W	L	Season
Powless, Barry	4	4	1995
Powless, Barry	6	4	1996
Powless, Barry	5	5	1997
<b>Total</b>	<b>15</b>	<b>13</b>	
Day, Paul	6	6	1998
Day, Paul	8	4	1999
Day, Paul	8	4	2000
Day, Paul	10	4	2001
Day, Paul	13	3	2002
Day, Paul	12	4	2003
Day, Paul	8	8	2004
Day, Paul	10	6	2005
<b>Total</b>	<b>75</b>	<b>39</b>	
Comeau, Ed	9	7	2006
Comeau, Ed	14	2	2007
Comeau, Ed	8	8	2008
<b>Total</b>	<b>31</b>	<b>17</b>	
Gait, Paul	7	9	2009
Gait, Paul	7	9	2010
<b>Total</b>	<b>14</b>	<b>18</b>	
Hasen, Mike	10	6	2011
Hasen, Mike	7	9	2012
Hasen, Mike	8	8	2013
Hasen, Mike	14	4	2014
<b>Total</b>	<b>39</b>	<b>27</b>	
<b>Grand Total</b>	<b>174</b>	<b>114</b>	

### Playoffs

Coach	W	L	Season
Powless, Barry	1	1	1995
Powless, Barry	0	1	1996
Powless, Barry	2	0	1997
<b>Total</b>	<b>3</b>	<b>2</b>	
Day, Paul	0	1	1998
Day, Paul	1	1	1999
Day, Paul	1	1	2000
Day, Paul	0	1	2001
Day, Paul	1	1	2002
Day, Paul	1	1	2003
Day, Paul	0	1	2004
Day, Paul	1	1	2005
<b>Total</b>	<b>5</b>	<b>8</b>	
Comeau, Ed	1	1	2006
Comeau, Ed	3	0	2007
<b>Total</b>	<b>4</b>	<b>1</b>	
Gait, Paul	0	1	2009
Hasen, Mike	0	1	2011
Hasen, Mike	3	0	2012
Hasen, Mike	3	0	2013
Hasen, Mike	4	2	2014
<b>Total</b>	<b>10</b>	<b>3</b>	
<b>Grand Total</b>	<b>22</b>	<b>15</b>	

# KNIGHTHAWKS ALL-TIME DRAFT HISTORY

## 2003 ENTRY DRAFT

Rd (overall)	Player Chosen	From
1 (5)	Scott Evans	Peterborough, ON
2 (16)	Buck Stobart	Victoria, BC
3 (26)	Tim Booth	Hobart College
3 (32)	Kevin Cassese	Duke University
4 (37)	Solomon Bliss	Syracuse University
5 (47)	Jon Sullivan	St. Catharines, ON
6 (57)	Chris Rotelli	University of Virginia
7 (67)	Kevin Eansor	University of Rhode Island
8 (78)	Mike Mollot	University of Maryland

## 2003 DISPERSAL DRAFT

Rd (overall)	Player Chosen
1 (10)	Mat Giles
2 (21)	Shawn Zettel

## 2002 ENTRY DRAFT

Rd (overall)	Player Chosen	From
1 (11)	Peter Benedict	Onondaga
2 (18)	Ryan Avery	Burlington, ON
2 (22)	Steve Jennings	Orangeville, ON
2 (23)	Steve Hoar	Whitby, ON
3 (32)	John Glatzel	Syracuse University
4 (47)	Corey Graziano	Toronto, ON
5 (59)	Chad DeBolt	University of Notre Dame
6 (71)	Marvin Barr	Clarington, ON
7 (83)	Nick Reed	Toronto, ON
8 (95)	Brandon Cullen	St. Catharines, ON
9 (107)	Asher Flaum	Syracuse University

## 2001 ENTRY DRAFT

Rd (overall)	Player Chosen	From
1 (11)	Ted Jenner	Mercyhurst College
2 (23)	Sean Wilkins	Rochester Inst. of Tech.
3 (37)	Eric Wedin	Johns Hopkins University
4 (50)	Paul Sallie	Whitby, ON
5 (63)	Eric Goodberlet	Nazareth College
7 (89)	Joel Cocarell	Peterborough, ON
8 (102)	Justin Kohlbrenner	LeMoyne College
9 (115)	Dan Stessen	Syracuse University

## 2000 ENTRY DRAFT

Rd (overall)	Player Chosen	From
1 (8)	Lindsay Plunkett	Burnaby, BC
2 (11)	Josh Sims	Princeton University
2 (17)	Sean Steinwald	Cornell University
3 (23)	Marc Landriault	Burlington, ON
3 (26)	Scott Urlick	Georgetown University
4 (34)	Jeff Franey	Elmira College
4 (35)	Kevin Howard	Orangeville, ON
5 (44)	Craig Whipple	Rochester Inst. of Tech.
6 (53)	Chris Corcoran	Nazareth College
7 (62)	Patrick Sullivan	Elmira College
8 (71)	Ron Cogan	Six Nations, ON
9 (80)	Rick Boza	Canisius College

## 1999 ENTRY DRAFT

Rd	Player Chosen	From
1	John Grant, Jr.	University of Delaware
1	Ben Hunt	Rochester Inst. of Tech.
4	Billy Serino	Nazareth College
6	Travis Johnson	Rochester Inst. of Tech.
7	Joe Tuschong	Rochester Inst. of Tech.
8	Chris Nadelan	Nazareth College
9	Marc Heagney	Rochester Inst. of Tech.

## 1998 ENTRY DRAFT

Rd	Player Chosen	From
1	Casey Powell	Syracuse University
1	Brad MacArthur	Brooklin, ON
2	Andrew Turner	St. Catharines, ON
3	Anthony Cosmo	Burnaby, BC
3	Brandon Piccarreto	Nazareth College
4	Mike Ferruci	Harvard University
5	Peter Morgan	Port Coquitlam, BC
5	Kevin Stewardson	Maple Ridge, BC
6	Tom Hajek	St. Catharines, ON
7	Ira Vanterpool	Syracuse University
8	David Robinson	Orangeville, ON
9	Gary Rosyski	Brooklin, ON

## 1997 ENTRY DRAFT

Rd	Player Chosen	From
2	Josh Sanderson	Orangeville, ON
3	Kevin Dance	Brampton, ON
4	Bob Fisher St.	Catharines, ON
5	Pat Cougevan	Syracuse University
6	Dan Garrett	Nazareth College
7	Phillip Sanderson	Orangeville, ON
8	Rory Thorpe	Syracuse University
9	Matt Kerwick	Hobart College

## 1996 ENTRY DRAFT

Rd	Player Chosen	From
1	Cory Bomberry	Six Nations, ON
2	Colin Doyle	Kitchener, ON
3	Neal Powless	Nazareth College
4	Terry Goetz	Nazareth College
5	Ben Wineburg	Nazareth College

## 1995 ENTRY DRAFT

Rd	Player Chosen	From
1	Derek Collins	Scarborough, ON
2	Roy Colsey	Syracuse University
3	John Brady	Rochester Inst. of Tech.
4	Mark Fietta	Syracuse University
5	Matt Hunt	Rochester Inst. of Tech.

## 1994 ENTRY DRAFT

Rd	Player Chosen	From
1	Cam Bomberry	Nazareth College
2	Dallas Squire	McMaster
3	Matt Riter	Syracuse University
4	Jeremy Hollenbeck	Nazareth College
5	Dom Fin	Syracuse University





# TORONTO ROCK

1132 Invicta Drive • Oakville, Ontario • L6H 6G1 • Phone (416) 596-3075 • www.torontorock.com



## TEAM DIRECTORY

President, Owner and General Manager: ..... Jamie Dawick  
 Head Coach: ..... John Lovell  
 Assistant Coaches: ..... Pat Campbell, Dan Ladouceur, Blaine Manning, Matt Sawyer  
 Director of Business Operations: ..... Terri Giberson  
 Director of Communications and Lacrosse Operations: ..... Mike Hancock  
 Phone: ..... 905-875-6353  
 E-Mail: ..... mhancock@torontorock.com  
 Athletic Therapist: ..... Dave Murray  
 Broadcast Partners: ..... TSN Radio 1050 AM (Radio), TSN, Universal Sports Network,  
 ..... WatchESPN & NLL LIVE


## TEAM INFORMATION

Home Arena/Seating Capacity ..... Air Canada Centre/18,800  
 NLL Team Established ..... 1998 (Ontario), 1999 (Toronto)  
 Colors ..... Navy, Red, White



**Jamie Dawick**

President, Owner and General Manager



**John Lovell**

Head Coach



**Mike Hancock**

Communications Manager

### 2015 Schedule

Date	Time	Away	Home
Sat, Jan 03	7:30 PM	Toronto	Rochester
Sat, Jan 10	10:00 PM	Toronto	Vancouver
Fri, Jan 23	7:30 PM	Buffalo	Toronto
Sat, Jan 24	7:30 PM	Toronto	Rochester
Sat, Jan 31	7:00 PM	Calgary	Toronto
Fri, Feb 13	8:30 PM	Toronto	Minnesota
Sat, Feb 14	7:00 PM	Minnesota	Toronto
Fri, Feb 20	7:30 PM	New England	Toronto
Fri, Feb 27	9:30 PM	Toronto	Edmonton
Fri, Mar 06	9:00 PM	Toronto	Colorado
Fri, Mar 13	7:30 PM	Toronto	Buffalo
Sat, Mar 14	7:00 PM	Buffalo	Toronto
Sat, Mar 21	7:00 PM	Edmonton	Toronto
Sat, Mar 28	9:00 PM	Toronto	Calgary
Fri, Apr 03	7:00 PM	Rochester	Toronto
Fri, Apr 10	7:30 PM	Vancouver	Toronto
Fri, Apr 17	7:30 PM	New England	Toronto
Fri, May 01	7:00 PM	Toronto	New England

### 2014 Results

Regular Season Record: 9-9 • Playoffs: 0-1

Date	Away	Home
Fri, Jan 03	Calgary 11	Toronto 16
Fri, Jan 10	Toronto 10	Buffalo 12
Sat, Jan 18	Toronto 8	Rochester 12
Fri, Jan 31	Vancouver 12	Toronto 17
Sat, Feb 01	Toronto 10	Buffalo 12
Fri, Feb 07	Philadelphia 10	Toronto 20
Sat, Feb 15	Rochester 17	Toronto 9
Sat, Feb 22	Minnesota 12	Toronto 14
Fri, Feb 28	Toronto 10	Edmonton 11
Sat, Mar 01	Toronto 13	Calgary 19
Sat, Mar 15	Rochester 17	Toronto 12
Sun, Mar 16	Toronto 9	Minnesota 8
Sat, Mar 22	Toronto 13	Philadelphia 14
Sun, Mar 30	Edmonton 13	Toronto 10
Sat, Apr 05	Toronto 17	Vancouver 9
Sat, Apr 12	Philadelphia 9	Toronto 10
Fri, Apr 18	Buffalo 9	Toronto 13
Sat, Apr 26	Toronto 8	Minnesota 6
Sat, May 03*	Buffalo 15	Toronto 13

\* - Playoff Game; ^ - Mini Game



## ROCK 2014 REGULAR SEASON STATISTICS

#	Name	GP	G	A	PTS	PIM	PPG	SHG	S	SOG	SOFF	LB	TO	FT	FO	FOW	FOL	F0%
13	Garrett Billings	15	32	69	101	2	7	0	211	146	65	86	43	3	0	0	0	0.0
17	Stephan Leblanc	18	45	43	88	27	11	0	243	185	58	93	56	8	0	0	0	0.0
10	Rob Hellyer	18	29	50	79	2	1	0	174	125	49	93	22	4	0	0	0	0.0
7	Colin Doyle	18	31	41	72	21	10	0	206	140	66	48	41	1	0	0	0	0.0
19	Josh Sanderson	17	22	48	70	6	5	0	130	104	26	77	28	3	0	0	0	0.0
33	Kasey Beirnes	18	27	25	52	2	8	0	137	105	32	55	19	3	0	0	0	0.0
45	Damon Edwards	18	7	15	22	38	0	3	25	18	7	66	8	17	0	0	0	0.0
4	Jesse Gamble	18	5	11	16	30	0	1	26	21	5	126	8	17	0	0	0	0.0
5	Sandy Chapman	18	4	6	10	16	0	0	15	13	2	67	9	9	7	2	5	28.6
37	Ethan O'Connor	17	5	4	9	26	0	0	19	15	4	133	12	15	113	48	65	42.5
71	Kevin Ross	2	3	5	8	0	0	0	11	7	4	4	4	0	0	0	0	0.0
21	Bill Greer	13	1	5	6	6	0	0	9	7	2	51	5	17	0	0	0	0.0
14	Rob Marshall	17	1	5	6	30	0	0	10	10	0	56	6	9	0	0	0	0.0
66	Nick Rose	11	0	6	6	0	0	0	1	0	1	5	10	3	0	0	0	0.0
88	Scott Johnston	17	4	1	5	50	0	0	20	19	1	86	16	6	92	31	61	33.7
8	Nick Diachenko	3	2	2	4	2	0	0	17	11	6	13	6	2	0	0	0	0.0
15	Eric Law	2	0	3	3	0	0	0	16	8	8	4	3	0	0	0	0	0.0
35	Brandon Miller	2	0	2	2	0	0	0	0	0	0	3	1	0	0	0	0	0.0
11	Kyle Belton	8	0	2	2	9	0	0	3	1	2	30	4	3	0	0	0	0.0
91	Billy Hostrawser	13	0	2	2	55	0	0	3	3	0	36	4	5	0	0	0	0.0
9	Patrick Merrill	10	1	1	2	33	0	0	6	2	4	31	5	3	157	62	95	39.5
22	Cam Woods	4	0	1	1	4	0	0	0	0	0	19	1	4	0	0	0	0.0
77	Craig England	4	0	1	1	21	0	0	0	0	0	13	4	1	3	1	2	33.3
12	Chris White	5	0	1	1	16	0	0	1	1	0	7	1	0	0	0	0	0.0
98	Jimmy Purves	2	0	1	1	0	0	0	1	1	0	11	0	2	0	0	0	0.0
28	AJ Masson	2	0	0	0	0	0	0	0	0	0	8	0	1	5	2	3	40.0
27	Dustin Dunn	2	0	0	0	0	0	0	3	0	3	5	1	1	0	0	0	0.0
39	Steve Fryer	1	0	0	0	0	0	0	0	0	0	1	0	0	0	0	0	0.0
41	Michael Lum-Walker4	0	0	0	0	13	0	0	1	1	0	5	2	1	0	0	0	0.0
35	Zak Boychuk	2	0	0	0	0	0	0	0	0	0	2	0	0	0	0	0	0.0
44	Stephen Hoar	5	0	0	0	15	0	0	4	4	0	18	3	9	129	46	83	35.7

## GOALTENDER

#	Name	GP	MIN	W	L	SOG	GA	GAA	SV	SV%
66	Nick Rose	18	806:21	6	8	707	165	12.28	542	.767
35	Brandon Miller	6	234:43	3	1	206	35	8.95	171	.830
39	Steve Fryer	2	12:56	0	0	8	2	9.28	6	.750
35	Zak Boychuk	10	27:31	0	0	21	8	17.44	13	.619



## ROCK 2014 PLAYOFF STATISTICS

#	Name	GP	G	A	PTS	PIM	PPG	SHG	S	SOG	SOFF	LB	TO	FT	FO	FOW	FOL	F0%
7	Colin Doyle	1	3	5	8	0	1	0	18	11	7	0	2	0	0	0	0	0.0
10	Rob Hellyer	1	1	6	7	0	0	0	12	11	1	7	0	0	0	0	0	0.0
19	Josh Sanderson	1	2	4	6	0	1	0	5	4	1	7	2	1	0	0	0	0.0
33	Kasey Beirnes	1	4	2	6	0	1	0	7	6	1	6	2	1	0	0	0	0.0
8	Nick Diachenko	1	3	1	4	0	0	0	8	7	1	4	0	0	0	0	0	0.0
17	Stephan Leblanc	1	0	3	3	0	0	0	14	6	8	2	5	0	0	0	0	0.0
45	Damon Edwards	1	0	1	1	2	0	0	1	1	0	6	1	0	0	0	0	0.0
88	Scott Johnston	1	0	1	1	2	0	0	2	2	0	4	1	0	0	0	0	0.0
21	Bill Greer	1	0	0	0	0	0	0	0	0	0	0	0	1	0	0	0	0.0
22	Cam Woods	1	0	0	0	4	0	0	0	0	0	6	0	1	0	0	0	0.0
14	Rob Marshall	1	0	0	0	0	0	0	0	0	0	2	0	0	0	0	0	0.0
9	Patrick Merrill	1	0	0	0	0	0	0	0	0	0	2	0	2	9	3	6	33.3
4	Jesse Gamble	1	0	0	0	0	0	0	3	3	0	8	0	2	0	0	0	0.0
37	Ethan O'Connor	1	0	0	0	2	0	0	3	3	0	4	0	0	23	2	21	8.7
5	Sandy Chapman	1	0	0	0	2	0	0	0	0	0	2	0	0	0	0	0	0.0
91	Billy Hostrawser	1	0	0	0	0	0	0	0	0	0	3	0	1	0	0	0	0.0
35	Brandon Miller	1	0	0	0	0	0	0	0	0	0	3	0	0	0	0	0	0.0

## GOALTENDER

#	Name	GP	MIN	W	L	SOG	GA	GAA	SV	SV%
66	Nick Rose	1	0:00	0	0	0	0	0.00	0	.000
35	Brandon Miller	1	60:00	0	1	57	15	15.00	42	.737



## ROCK REGULAR SEASON CAREER RECORDS

### GAMES PLAYED

Name	No.
Bob Watson	208
Colin Doyle	207
Blaine Manning	181
Jim Veltman	154
Dan Ladouceur	136
Patrick Merrill	127
Sandy Chapman	126
Rob Marshall	125
Kasey Biernes	108
Josh Sanderson	106

### ASSISTS

Name	No.
Colin Doyle	626
Blaine Manning	526
Jim Veltman	380
Josh Sanderson	344
Garrett Billings	315
Stephan Leblanc	205
Aaron Wilson	144
Steve Toll	133
Kasey Beirnes	129
Dan Stroup	94

### LOOSE BALLS

Name	No.
Jim Veltman	1958
Blaine Manning	847
Colin Doyle	823
Rob Marshall	655
Pat Coyle	597
Steve Toll	569
Bob Watson	555
Josh Sanderson	538
Patrick Merrill	516
Sandy Chapman	516

### PENALTY MINUTES

Name	No.
Dan Ladouceur	428
Patrick Merrill	351
Pat Coyle	305
Colin Doyle	256
Jim Veltman	170
Glenn Clark	162
Blaine Manning	156
Cam Woods	135
Stephen Hoar	125
Scott Campbell	121

### GOALTENDER MINUTES

Name	No.
Bob Watson	10174
Nick Rose	2053
Anthony Cosmo	1139
Matt Roik	546
Steve Dietrich	344
Rob Blasdell	310
Pat Campbell	268
Mike Poulin	249
Brandon Miller	234
Phil Wetherup	118

### GOALS

Name	No.
Colin Doyle	428
Blaine Manning	307
Aaron Wilson	190
Josh Sanderson	187
Kasey Beirnes	167
Stephan Leblanc	164
Garrett Billings	158
Dan Stroup	119
Chris Gill	105
Jim Veltman	102

### POINTS

Name	No.
Colin Doyle	1054
Blaine Manning	833
Josh Sanderson	531
Jim Veltman	482
Garrett Billings	473
Stephan Leblanc	369
Aaron Wilson	334
Kasey Beirnes	296
Steve Toll	229
Dan Stroup	213

### FACEOFF WINS

Name	No.
Stephen Hoar	675
Patrick Merrill	649
Steve Toll	317
Ken Millin	306
Rory Graham	302
Peter Lough	190
Pat Jones	136
Mike Accursi	111
Sandy Chapman	108
Phil Sanderson	78

### FORCED TURNOVERS

Name	No.
Stephen Hoar	54
Cam Woods	46
Sandy Chapman	42
Bill Greer	37
Rob Marshall	36
Phil Sanderson	31
Damon Edwards	29
Jesse Gamble	28
Patrick Merrill	27
Mike Hobbins	25

### GOALTENDER SAVES

Name	No.
Bob Watson	6316
Nick Rose	1333
Anthony Cosmo	687
Matt Roik	300
Steve Dietrich	206
Rob Blasdell	177
Brandon Miller	171
Pat Campbell	153
Mike Poulin	147

## ROCK PLAYOFF CAREER RECORDS

### GAMES PLAYED

Name	No.
Colin Doyle	24
Bob Watson	21
Blaine Manning	18
Sandy Chapman	17
Jim Veltman	15
Dan Ladouceur	14
Patrick Merrill	14
Rob Marshall	12
Steve Toll	11
Pat Coyle	11

### ASSISTS

Name	No.
Colin Doyle	47
Blaine Manning	41
Jim Veltman	38
Garrett Billings	32
Steve Toll	25
Stephan Leblanc	18
Kim Squire	15
Aaron Wilson	12
Josh Sanderson	11
Bob Watson	9
Rodd Squire	9

### LOOSE BALLS

Name	No.
Jim Veltman	207
Colin Doyle	115
Blaine Manning	97
Pat Coyle	78
Steve Toll	76
Sandy Chapman	76
Glenn Clark	71
Bob Watson	67
Rob Marshall	64
Patrick Merrill	61

### FORCED TURNOVERS

Name	No.
Stephen Hoar	6
Sandy Chapman	5
Creighton Reid	4
Cam Woods	4
Patrick Merrill	4
Jesse Gamble	4

### GOALTENDER MINUTES

Name	No.
Bob Watson	1213
Nick Rose	166

### GOALTENDER SAVES

Name	No.
Bob Watson	749

### GOALS

Name	No.
Colin Doyle	49
Blaine Manning	23
Dan Stroup	22
Kasey Beirnes	20
Garrett Billings	15
Kim Squire	14
Stephan Leblanc	14
Josh Sanderson	14
Jim Veltman	11
Kaleb Toth	9

### POINTS

Name	No.
Colin Doyle	93
Blaine Manning	64
Jim Veltman	49
Garrett Billings	47
Steve Toll	33
Stephan Leblanc	32
Kim Squire	29
Dan Stroup	28
Josh Sanderson	23
Kasey Beirnes	21

### FACEOFF WINS

Name	No.
Stephen Hoar	94
Patrick Merrill	87
Rory Graham	47
Ken Millin	45
Steve Toll	32

### PENALTY MINUTES

Name	No.
Pat Coyle	59
Dan Ladouceur	19
Scot Evans	19
Patrick Merrill	18
Glenn Clark	17
Stephen Hoar	15
Jim Veltman	14
Ian Rubel	14
Colin Doyle	14
Damon Edwards	14



## ROCK SINGLE-SEASON RECORDS

### GOALS

Colin Doyle	47	2002
Stephan Leblanc	45	2014
Colin Doyle	43	2006
Colin Doyle	42	2005
Aaron Wilson	41	2005
Blaine Manning	40	2003
Colin Doyle	39	2003
Blaine Manning	39	2005
Aaron Wilson	39	2006
Dan Stroup	37	2002
Aaron Wilson	37	2007

### POINTS

Garrett Billings	114	2012
Colin Doyle	111	2005
Blaine Manning	105	2005
Josh Sanderson	102	2005
Garrett Billings	101	2014
Garrett Billings	100	2013
Josh Sanderson	98	2006
Colin Doyle	96	2006
Colin Doyle	94	2003
Blaine Manning	90	2004

### PENALTY MINUTES

Cam Woods	78	2008
Pat Coyle	65	2001
Pat Coyle	60	2002
Dan Ladouceur	60	2001
Dan Ladouceur	55	2002
Billy Hostrawser	55	2014
Kim Squire	54	2002
Dan Ladouceur	54	2003
Patrick Merrill	53	2007
Craig Conn	52	2009

### FACE-OFFS WON

Stephen Hoar	185	2009
Patrick Merrill	179	2006
Peter Lough	160	2008
Rory Graham	158	2000
Stephen Hoar	146	2012
Patrick Merrill	145	2005
Rory Graham	144	1999
Stephen Hoar	135	2011
Pat Jones	131	2003
Ken Millin	117	2004

### ASSISTS

Garrett Billings	82	2012
Josh Sanderson	71	2005
Garrett Billings	70	2013
Colin Doyle	69	2005
Josh Sanderson	69	2006
Garrett Billings	69	2014
Blaine Manning	66	2005
Colin Doyle	62	2010
Colin Doyle	58	2013
Blaine Manning	56	2007

### LOOSE BALLS

Jim Veltman	226	2006
Jim Veltman	207	2003
Jim Veltman	203	2002
Jim Veltman	194	1998
Jim Veltman	193	2005
Jim Veltman	179	2004
Jim Veltman	166	1999
Jim Veltman	164	2000
Jim Veltman	161	2001
Jim Veltman	143	2007

### FORCED TURNOVERS (OFFICIAL SINCE 2011)

Stephen Hoar	25	2011
Phil Sanderson	23	2011
Cam Woods	19	2011
Damon Edwards	17	2014
Jesse Gamble	17	2014
Bill Greer	17	2014
Cam Woods	16	2012
Ethan O'Connor	15	2014
Rob Marshall	13	2011
Mike Hobbins	13	2012

### SAVES

Nick Rose	607	2013
Bob Watson	586	2007
Bob Watson	575	2006
Bob Watson	543	2005
Nick Rose	542	2014
Bob Watson	530	2011
Bob Watson	525	2009
Bob Watson	513	2008
Bob Watson	425	2002
Bob Watson	422	2000

## ROCK ALL-TIME RECORDS VS. OPPONENTS

	REGULAR SEASON									PLAYOFFS								
	ROAD			HOME			OVERALL			ROAD			HOME			OVERALL		
	GP	W	L	GP	W	L	GP	W	L	GP	W	L	GP	W	L	GP	W	L
Buffalo	23	14	9	19	9	10	39	22	17	1	1	0	4	2	2	5	3	2
Calgary	13	7	6	14	10	4	25	16	9									
Colorado	7	1	6	8	5	3	14	5	9	-	-	-	3	3	0	3	3	0
(as Colorado)	2	0	2	3	1	2	4	0	4	-	-	-	1	1	0	1	1	0
(as Was. Power)	2	0	2	2	1	1	4	1	3	-	-	-	2	2	0	2	2	0
(as Pit. C.Fire)	1	1	0	1	1	0	2	2	0									
(as Baltimore)	2	0	2	2	2	0	4	2	2									
Edmonton	9	4	5	8	6	2	15	10	5									
Minnesota	7	4	3	7	4	3	11	5	6	-	-	-	1	0	1	1	0	1
Philadelphia	21	12	9	19	13	6	37	23	14	-	-	-	3	2	1	3	2	1
Rochester	22	4	18	22	15	7	41	19	22	3	1	2	5	4	1	8	5	3
Vancouver Stealth	4	3	1	7	5	2	11	8	3	2	1	1	1	1	0	3	1	1
(as Van. Stealth)	1	1	0	1	1	0	2	2	0									
(as Was.Stealth)	1	1	0	2	1	1	3	2	1	1	0	1	1	1	0	2	1	1
(as San Jose)	-	-	-	1	1	0	1	1	0									
(as Albany)	2	1	1	3	2	1	5	3	2	1	1	0	-	-	-	1	1	0
Anaheim	1	1	0	-	-	-	1	1	0									
Arizona	1	1	0	3	2	1	4	3	1	-	-	-	1	1	0	1	1	0
(as Arizona)	-	-	-	2	1	1	2	1	1	-	-	-	1	1	0	1	1	0
(as Columbus)	1	1	0	1	1	0	2	2	0									
Boston	3	2	1	3	2	1	6	4	2									
Chicago	2	1	1	2	1	1	4	2	2									
Montreal	1	0	1	1	1	0	2	1	1									
NY Saints	3	2	1	5	5	0	8	7	1									
Orlando	3	1	2	4	1	3	7	2	5	1	1	0	-	-	-	1	1	0
(as Orlando)	1	0	1	1	0	1	2	0	2	1	1	0	-	-	-	1	1	0
(as NY Titans)	2	1	1	3	1	2	5	2	3									
Ottawa	6	6	0	6	6	0	12	12	0									
(as Ottawa)	3	3	0	3	3	0	6	6	0									
(as Syracuse)	3	3	0	3	3	0	6	6	0									
Vancouver	3	2	1	3	3	0	6	5	1									





# ROCK ALL-TIME DRAFT HISTORY

## 2014 ENTRY DRAFT

Rd (overall)	Player Chosen	From
4 (33)	Brandon Benn	Johns Hopkins University
5 (43)	Jordan Robertson	Whitby
6 (51)	Brady Heseltine	Mercyhurst University
6 (52)	Darryl Robertson	Whitby

## 2013 ENTRY DRAFT

Rd (overall)	Player Chosen	From
1 (9)	Ethan O'Connor	Hobart
2 (16)	Mike Woods	Albany
3 (25)	Keegan Bal	New Westminster, BC
3 (28)	Eric Law	Denver
4 (35)	Emerson Clark	Whitby, ON
5 (44)	Alex Lubczuk	Kitchener, ON

## 2012 ENTRY DRAFT

Rd (overall)	Player Chosen	From
2 (14)	Bradley Kri	Orangeville, ON
2 (20)	Mike Lum-Walker	Whitby, ON
3 (25)	Kyle Pereira	Brampton, ON
3 (27)	Kyle Belton	Stony Brook University
4 (34)	Dustin Caravello	Orangeville, ON
5 (43)	Robert Koger	Georgetown University
6 (52)	Tyler Glebe	London, ON

## 2011 ENTRY DRAFT

Rd (overall)	Player Chosen	From
2 (17)	Jesse Gamble	Cornell University
3 (26)	Pete Rennie	Peterborough, ON
4 (35)	Eric Bissell	Peterborough, ON
5 (44)	Kyle Davis	Brampton, ON
6 (50)	Phil Rawn	Kitchener, ON
6 (53)	Mark Burnett	Mars Hill College

## 2011 DISPERSAL DRAFT (BOS)

Rd (overall)	Player Chosen
2 (18)	Jon Durno
3	Pass

## 2010 ENTRY DRAFT

Rd (overall)	Player Chosen	From
2 (14)	Glen Bryan	Orangeville, ON
2 (16)	Sean Robinson	Hobart College
3 (30)	Rob Hellyer	Orangeville, ON
4 (34)	Kyle O'Brien	Dowling College
4 (40)	Michael McNamara	Six Nations, ON
5 (50)	Ryan Dilks	Coquitlam, BC
6 (59)	Sean Gillies	R.I.T

## 2010 DISPERSAL DRAFT

Rd (overall)	Player Chosen
1 (9)	Mike McLellan
2 (19)	Mat MacLeod
3 (29)	Pass

## 2009 ENTRY DRAFT

Rd (overall)	Player Chosen	From
1 (6)	Garrett Billings	University of Virginia
1 (7)	Joel Dalgarno	Ohio State University
1 (11)	Stephen Leblanc	Queens University
3 (31)	Damon Edwards	Orangeville, ONT
5 (43)	Anthony Lackey	Orangeville, ONT
6 (53)	John Quarrie	Orangeville, ONT

## 2009 DISPERSAL DRAFT

Rd (overall)	Player Chosen
1 (2)	Tyler Codron
2 (13)	Joel Weber
3 (24)	PASS

## 2008 DISPERSAL DRAFT (CHI)

Rd (overall)	Player Chosen
1 (3)	Bill McGlone
2 (15)	Josh Wasson

## 2008 ENTRY DRAFT

Rd (overall)	Player Chosen	From
2 (17)	Mike Fleming	Robert Morris University
3 (28)	Nick Rose	Orangeville, ON
5 (53)	Derrick Gordon	Orillia, ON
6 (66)	Tommy Hurley	Burlington, ON

## 2007 ENTRY DRAFT

Rd (overall)	Player Chosen	From
2 (21)	Mark Scherman	Notre Dame de Namur
3 (35)	Matt Baker	Orangeville, ON
4 (49)	Tyler Worden	Whitby, ON
4 (54)	Wes McDonald	Hobart College
5 (63)	Wes McFarlane	Roanoke College

## 2007 DISPERSAL DRAFT

Rd (overall)	Player Chosen
2 (19)	Curtis Ptolemy
3 (30)	Jon Harasym

## 2006 ENTRY DRAFT

Rd (overall)	Player Chosen	From
2 (15)	Mike MacLeod	Orangeville, ON
2 (19)	Jeff Gilbert	Robert Morris University
3 (35)	Matt Carroll	Whitby, ON
4 (45)	Bryan Riddell	Barrie, ON
5 (58)	Joe Hall	Ottawa, ON
6 (71)	Brady Campbell	Orangeville, ON
6 (73)	Tim Chisolm	University of Hartford

## 2005 ENTRY DRAFT

Rd (overall)	Player Chosen	From
2 (15)	Tyler Gibbons	Owen Sound, ON
3 (23)	Nathan Gilchrist	Six Nations, ON
3 (32)	Cam Monroe	Kitchener, ON
3 (33)	Chet Konecny	Orangeville, ON
4 (44)	Sean Felstead	Brampton, ON
5 (55)	Nick Inch	Kitchener, ON
6 (61)	Travis Gault	Orangeville, ON
6 (67)	Ben Powless	Six Nations, ON

## 2004 ENTRY DRAFT

Rd (overall)	Player Chosen	From
2 (16)	Jeff Summerfield	Brampton, ON
3 (22)	Andrew Burkholder	Spartan, ON
3 (27)	Donevan Ruesen	Spartan, ON
4 (38)	David Campbell	Whitby, ON
5 (50)	Kris Bryan	Orangeville, ON
6 (61)	Jordan Bosomworth	Elora, ON

## 2003 ENTRY DRAFT

Rd (overall)	Player Chosen	From
1 (8)	Josh Bergey	Salisbury University
2 (13)	Stew Monture	Six Nations, ON
2 (17)	Ryan McClay	Cornell University
4 (38)	Matt Marchildon	Brock, ON
5 (48)	Chad Francis	Barrie, ON
6 (58)	Chris McElory	Orangeville, ON
7 (68)	Cal Smith	Adelphi University
8 (79)	Joshua Arnold	Milton, ON
8 (80)	Justin Kennedy	Barrie, ON

## 2003 DISPERSAL DRAFT

Rd (overall)	Player Chosen
1 (11)	Ryan Painter
2 (22)	Kevin Lunn
3 (33)	Ryan McNish

## ROCK'S COACHING HISTORY

### Regular Season

Coach	W	L	Season
Bartley, Les	6	6	1998
Bartley, Les	9	3	1999
Bartley, Les	9	3	2000
Bartley, Les	11	3	2001
Bartley, Les	11	5	2002
Bartley, Les	11	5	2003
<b>Total</b>	<b>57</b>	<b>25</b>	
Comeau, Ed*	2	4	2004
Sanderson, Terry	8	2	2004
Sanderson, Terry	12	4	2005
Sanderson, Terry	8	8	2006
<b>Total</b>	<b>28</b>	<b>14</b>	
Clark, Glenn	6	10	2007
Clark, Glenn	5	7	2008
Clark, Glenn	1	2	2009
<b>Total</b>	<b>12</b>	<b>19</b>	
Bullen, Terry*	2	2	2008
Batley, Jamie	5	8	2009
Cordingley, Troy	9	7	2010
Cordingley, Troy	10	6	2011
Cordingley, Troy	9	7	2012
Cordingley, Troy	10	6	2013
<b>Total</b>	<b>38</b>	<b>26</b>	
John Lovell	9	9	2014
<b>Grand Total</b>	<b>153</b>	<b>107</b>	

### Playoffs

Coach	W	L	Season
Bartley, Les	2	0	1999
Bartley, Les	2	0	2000
Bartley, Les	1	1	2001
Bartley, Les	2	0	2002
Bartley, Les	2	0	2003
<b>Total</b>	<b>9</b>	<b>1</b>	
Sanderson, Terry	0	1	2004
Sanderson, Terry	2	0	2005
Sanderson, Terry	0	1	2006
<b>Total</b>	<b>2</b>	<b>2</b>	
Clark, Glenn	0	1	2007
Cordingley, Troy	2	1	2010
Cordingley, Troy	3	0	2011
Cordingley, Troy	1	1	2012
Cordingley, Troy	0	1	2013
<b>Total</b>	<b>6</b>	<b>3</b>	
John Lovell	0	1	2014
<b>Grand Total</b>	<b>17</b>	<b>8</b>	

# ROCK ALL-TIME DRAFT HISTORY

## 2002 ENTRY DRAFT

Rd (overall)	Player Chosen	From
1 (1)	Patrick Merrill	Mercyhurst College
1 (10)	Brian Crosswell	Peterborough, ON
1 (13)	John McLellan	Toronto, ON
2 (25)	Bobby McBride	Toronto, ON
3 (37)	Garret Kikot	Toronto, ON
4 (49)	Scott Stapleford	Whitby, ON
5 (61)	Craig Seibel	Kitchener, ON
6 (73)	Mark Craig	Whitby, ON
7 (85)	Tom Montour	Six Nations, ON
8 (97)	Matt Marchildon	Orangeville, ON
9 (109)	Brian LaMastro	University of Hartford

## 2001 ENTRY DRAFT

Rd (overall)	Player Chosen	From
1 (12)	Sandy Chapman	Brampton, ON
2 (21)	Barrett Church	Whitby, ON
2 (25)	Kevin Fines	Burnaby, BC
3 (38)	John Preece	Victoria, BC
4 (51)	Charles Dooxtater	Burlington, ON
5 (64)	Chris Durno	Toronto, ON
6 (77)	Matt Skinne	St. Catharines, ON
7 (90)	Bill Taylor	Wallaceburg, ON
8 (103)	Rich Dommer	Adelphi University
9 (116)	Russ Davis	Six Nations, ON

## 2000 ENTRY DRAFT

Rd (overall)	Player Chosen	From
1 (9)	Jamie Taylor	Burlington, ON
2 (18)	Drew Candy	Mississauga, ON
3 (27)	Matt Dwane	Burnaby, BC
4 (36)	Carter Livingston	Toronto, ON
5 (45)	Chris MacKay	Victoria, BC
6 (54)	Nick Schroeder	Soth Fraiser, BC
7 (63)	Wes Suddons	Whitby, ON
8 (72)	Mike McLellan	Toronto, ON
9 (81)	J.J. Dickie	Orangeville, ON

## 1999 ENTRY DRAFT

Rd	Player Chosen	From
1	John Olson	Burnaby, BC
1	Kevin Langdale	Rochester Inst. of Tech.
2	Adam Bysouth	Burnaby, BC
3	Ryan Okada	South Fraser, BC
5	Brad Reed	Whitby, ON
6	Niall Maynard	Whitby, ON
7	Jayme Bryde	South Fraser, BC
8	Mike Kennedy	New Westminster, BC
9	Matt Roik	St. Catharines, ON

## 1998 ENTRY DRAFT

Rd	Player Chosen	From
1	Kaleb Toth	Burnaby, BC
1	Rory Graham	Burnaby, BC
2	Cam Sedgewick	Burnaby, BC
3	Brad Dairon	Burnaby, BC
4	Jason Crosbie	Brooklin, ON
5	Ryan Gray	Toronto, ON
6	Craig Fotopoulos	Kitchener, ON
7	Jamie Yale	Peterborough, ON
8	Scott Forbes	Whitby, ON
9	Peter Lough	Brooklin, ON

## 1997 ENTRY DRAFT

Rd	Player Chosen	From
1	Ken Millin	Six Nations, ON
2	Derek Malawsky	New Westminster, BC
3	Chris Langdale	Cornell University
4	Glenn Clark	Brooklin, ON
5	Ryan Phillips	Peterborough, ON
6	Steve Toll	Niagara Falls, ON
7	Pat Jones	Whitby, ON
8	Kris Bryde	Coquitlam, BC
9	Chad Squire	Six Nations, ON

## 1997 WESTERN CANADIAN DRAFT

Rd	Player Chosen	From
1	Chris Gill	Maple Ridge, BC
2	Dan Stroup	Burnaby, BC
3	Pat Coyle	Coquitlam, BC

## 1997 EXPANSION AND SUPPLEMENTAL DRAFT

Rd	Player Chosen	From
1	Bill Callan	Buffalo, NY
2	Dallas Squire	Six Nations, ON
3	Jonas Derks	Brooklin, ON





# VANCOUVER STEALTH

Langley Events Centre • #273- 7888 200 St. • Township of Langley, BC V2Y 3J4 • Phone: 604-882-8800 • [www.stealthlax.com](http://www.stealthlax.com)



## TEAM DIRECTORY

Team Owners: ..... Bill & Denise Watkins  
 President: ..... David Takata  
 General Manager: ..... Doug Locker  
 Assistant General Manager: ..... Brad Hock  
 Head Coach: ..... Dan Perreault  
 Assistant Coaches: ..... Art Webster, Dave Evans, Kaleb Toth  
 Director - Player Development: ..... Kevin Alexander  
 Scout: ..... Joe Romano  
 Eastern Scout: ..... Mark Baldini  
 Advance Scout: ..... Clay Richardson  
 Media Relations Coordinator: ..... Kevin Berar  
 Phone: ..... 604-455-8831  
 E-Mail: ..... [kberar@langleyeventscentre.com](mailto:kberar@langleyeventscentre.com)  
 Broadcast Partners: ..... TSN, Universal Sports Network, WatchESPN & NLL LIVE



**Doug Locker**  
Vice President and General Manager



**Dan Perreault**  
Head Coach



**Kevin Berar**  
Media Relations Coordinator

## TEAM INFORMATION

Home Arena/Seating Capacity ..... Langley Events Centre/5,500  
 NLL Team Established ..... 1999 (Albany), 2003 (San Jose), 2009 (Washington), 2014 (Vancouver)  
 Colors ..... Black, Red, White

### 2015 Schedule

Date	Time	Away	Home
Sat, Jan 03	9:00 PM	Vancouver	Calgary
Sat, Jan 10	10:00 PM	Toronto	Vancouver
Sat, Jan 17	10:00 PM	Buffalo	Vancouver
Sat, Jan 24	9:00 PM	Vancouver	Colorado
Sat, Jan 31	10:00 PM	Colorado	Vancouver
Sat, Feb 14	10:00 PM	Calgary	Vancouver
Sat, Feb 21	9:00 PM	Vancouver	Calgary
Sat, Feb 28	10:00 PM	Minnesota	Vancouver
Sat, Mar 14	9:00 PM	Vancouver	Edmonton
Sat, Mar 21	10:00 PM	Colorado	Vancouver
Sun, Mar 29	8:00 PM	Vancouver	Colorado
Fri, Apr 03	9:30 PM	Vancouver	Edmonton
Sat, Apr 04	10:00 PM	Edmonton	Vancouver
Fri, Apr 10	7:30 PM	Vancouver	Toronto
Sun, Apr 12	1:00 PM	Vancouver	New England
Sat, Apr 18	10:00 PM	Rochester	Vancouver
Sat, Apr 25	7:30 PM	Vancouver	Buffalo
Sat, May 02	10:00 PM	Calgary	Vancouver

### 2014 Results

Regular Season Record: 12-6 • Playoffs: DNQ

Date	Away	Home
Sat, Jan 04	Vancouver 12	Colorado 13
Sat, Jan 11	Minnesota 5	Vancouver 8
Fri, Jan 17	Colorado 13	Vancouver 14
Sat, Jan 18	Vancouver 12	Calgary 15
Sat, Jan 25	Edmonton 9	Vancouver 8
Fri, Jan 31	Vancouver 12	Toronto 17
Sat, Feb 01	Vancouver 9	Philadelphia 15
Sat, Feb 08	Colorado 10	Vancouver 9
Fri, Feb 14	Vancouver 19	Colorado 9
Sat, Feb 15	Vancouver 9	Calgary 20
Sat, Mar 08	Vancouver 9	Edmonton 10
Fri, Mar 21	Calgary 13	Vancouver 8
Sat, Mar 29	Buffalo 8	Vancouver 12
Sat, Apr 05	Toronto 17	Vancouver 9
Sat, Apr 12	Vancouver 7	Rochester 10
Sat, Apr 19	Philadelphia 15	Vancouver 11
Fri, Apr 25	Vancouver 5	Edmonton 10
Sat, Apr 26	Calgary 14	Vancouver 8



## STEALTH 2014 REGULAR SEASON STATISTICS

#	Name	GP	G	A	PTS	PIM	PPG	SHG	S	SOG	SOFF	LB	TO	FT	FO	FOW	FOL	F0%
10	Rhys Duch	17	36	44	80	28	10	2	230	174	56	83	64	5	0	0	0	0.0
7	Tyler Digby	18	22	36	58	12	4	0	151	112	39	49	48	6	0	0	0	0.0
42	Lewis Ratcliff	17	23	32	55	2	5	0	194	131	63	42	36	3	0	0	0	0.0
5	Cliff Smith	18	19	26	45	16	2	0	93	64	29	32	29	2	0	0	0	0.0
26	Brett Bucktooth	11	18	25	43	8	5	0	86	60	26	35	17	2	0	0	0	0.0
12	Cody Bremner	12	9	14	23	2	1	0	73	57	16	41	25	4	0	0	0	0.0
23	Mike Grimes	18	5	17	22	10	0	0	44	27	17	96	15	25	0	0	0	0.0
91	Tyler Garrison	18	9	11	20	16	0	0	40	31	9	106	18	36	392	176	216	44.9
15	Ilija Gajic	17	6	10	16	39	1	0	43	31	12	86	23	26	13	2	11	15.4
9	Alex Gajic	5	3	13	16	4	1	0	29	18	11	15	12	1	0	0	0	0.0
44	Nick Weiss	15	7	6	13	18	0	0	28	22	6	86	12	15	26	12	14	46.2
8	Jamie Lincoln	7	8	3	11	2	2	0	46	36	10	13	12	2	0	0	0	0.0
19	Justin Salt	16	3	7	10	12	0	0	14	10	4	63	6	9	0	0	0	0.0
2	Matt Beers	18	2	8	10	70	0	1	18	10	8	73	7	23	0	0	0	0.0
00	Tyler Richards	12	0	9	9	6	0	0	2	0	2	13	10	1	0	0	0	0.0
6	Curtis Hodgson	18	1	8	9	0	0	1	13	11	2	57	9	18	0	0	0	0.0
3	Jeff Moleski	17	2	6	8	16	0	1	25	16	9	93	19	23	0	0	0	0.0
22	Brett Hickey	3	4	2	6	4	0	0	22	18	4	4	5	1	0	0	0	0.0
24	Chris O'Dougherty	8	0	5	5	8	0	0	5	4	1	33	1	8	0	0	0	0.0
28	Billy Hostrawser	6	1	3	4	7	0	0	4	2	2	20	3	6	0	0	0	0.0
17	Chris Wardle	4	1	3	4	0	0	0	9	8	1	13	7	0	0	0	0	0.0
11	Kyle Sorensen	7	2	2	4	24	0	0	3	2	1	17	3	10	0	0	0	0.0
20	Justin Pychel	9	0	1	1	9	0	0	1	1	0	9	0	8	0	0	0	0.0
33	Matt Roik	7	0	1	1	4	0	0	1	0	1	5	4	0	0	0	0	0.0
9	Bradley Kri	3	0	1	1	0	0	0	4	3	1	13	1	2	1	0	1	0.0
39	Sean Lundstrom	1	0	0	0	0	0	0	9	3	6	1	0	0	0	0	0	0.0
27	Josh Hawkins	1	0	0	0	5	0	0	0	0	0	3	0	1	0	0	0	0.0
28	Brad Richardson	4	0	0	0	2	0	0	0	0	0	9	2	3	41	15	26	36.6
34	Neil Tyacke	1	0	0	0	0	0	0	0	0	0	0	0	0	0	0	0	0.0

## GOALTENDER

#	Name	GP	MIN	W	L	SOG	GA	GAA	SV	SV%
00	Tyler Richards	16	769:15	4	8	641	154	12.01	487	.760
34	Neil Tyacke	2	0:00	0	0	0	0	0.00	0	.000
33	Matt Roik	18	313:00	0	6	247	66	12.65	181	.733



## STEALTH REGULAR SEASON CAREER RECORDS

### GAMES PLAYED

Name	No.
Curtis Hodgson	161
Gary Rosyski	132
Cam Sedgwick	120
Eric Martin	114
Shaydon Santos	111
Cam Woods	106
Kyle Sorensen	98
Rhys Duch	95
Jeff Zywicki	88
Mike Grimes	88

### ASSISTS

Name	No.
Rhys Duch	296
Gary Rosyski	280
Josh Sanderson	246
Cam Sedgwick	236
Lewis Ratcliff	210
Jeff Zywicki	203
Colin Doyle	193
Luke Wiles	155
Dan Teat	93
Brett Bucktooth	81

### LOOSE BALLS

Name	No.
Eric Martin	848
Cam Woods	799
Gary Rosyski	636
Curtis Hodgson	600
Phil Sanderson	524
Mike Grimes	512
Rob Blasdel	508
Jim Moss	488
Bob Snider	473
Rhys Duch	470

### PENALTY MINUTES

Name	No.
Eric Martin	401
Matt Beers	271
Shaydon Santos	254
Gary Rosyski	249
Kyle Sorensen	243
Cam Woods	229
Jim Moss	212
Phil Sanderson	159
Mike Grimes	111
Curtis Hodgson	90

### GOALTENDER MINUTES

Name	No.
Rob Blasdel	3966
Tyler Richards	3794
Anthony Cosmo	3021
Matt Roik	1655
Brandon Miller	921
Aaron Bold	399
Kevin Crosswell	149
Nick Patterson	114

### GOALS

Name	No.
Gary Rosyski	250
Rhys Duch	224
Jeff Zywicki	191
Lewis Ratcliff	177
Josh Sanderson	136
Mike Regan	128
Dan Teat	125
Cam Sedgwick	122
Luke Wiles	116
Colin Doyle	87

### POINTS

Name	No.
Gary Rosyski	530
Rhys Duch	520
Jeff Zywicki	394
Lewis Ratcliff	387
Josh Sanderson	382
Cam Sedgwick	358
Colin Doyle	280
Luke Wiles	271
Dan Teat	218
Mike Regan	201

### FACEOFF WINS

Name	No.
Bob Snider	807
Steve Fannell	528
Tim Booth	358
Jamison Koesterer	351
Chris Cery	212
Tyler Garrison	177
Shaydon Santos	164
Darren Reisig	140
Drew Virk	125
Jim Moss	122

### FORCED TURNOVERS

Name	No.
Mike Grimes	80
Matt Beers	64
Tyler Garrison	57
Jeff Moleski	51
Kyle Sorensen	51
Curtis Hodgson	40
Eric Martin	28
Ilija Gajic	26
Jason Bloom	25
Chris O'Dougherty	25

### GOALTENDER SAVES

Name	No.
Tyler Richards	2576
Rob Blasdel	2493
Anthony Cosmo	1942
Matt Roik	988
Brandon Miller	514
Aaron Bold	260

## STEALTH PLAYOFF CAREER RECORDS

### GAMES PLAYED

Name	No.
Kyle Sorensen	14
Curtis Hodgson	14
Tyler Richards	11
Mike Grimes	11
Cam Sedgwick	11
Rhys Duch	11
Jeff Zywicki	11
Eric Martin	11
Matt Roik	9
Matt Beers	9
Lewis Ratcliff	9

### ASSISTS

Name	No.
Rhys Duch	35
Gary Rosyski	25
Colin Doyle	25
Lewis Ratcliff	25
Cam Sedgwick	23
Jeff Zywicki	20
Luke Wiles	15
Josh Sanderson	12
Brett Bucktooth	10
Mike Grimes	10
Tyler Richards	10

### LOOSE BALLS

Name	No.
Eric Martin	83
Kyle Sorensen	75
Mike Grimes	67
Rhys Duch	58
Jeff Zywicki	50
Paul Rabil	50
Curtis Hodgson	47
Bob Snider	45
Matt Beers	34
Cam Sedgwick	33

### FORCED TURNOVERS

Name	No.
Mike Grimes	10
Paul Rabil	5
Curtis Hodgson	5
Matt Beers	4
Craig Conn	3

### GOALKEEPER SAVES

Name	No.
Tyler Richards	439
Anthony Cosmo	103
Rob Blasdel	100

### GOALS

Name	No.
Jeff Zywicki	32
Rhys Duch	30
Lewis Ratcliff	17
Gary Rosyski	13
Cam Sedgwick	10
Josh Sanderson	9
Luke Wiles	9
Paul Rabil	8
Dan Teat	7

### POINTS

Name	No.
Rhys Duch	65
Jeff Zywicki	52
Lewis Ratcliff	42
Gary Rosyski	38
Cam Sedgwick	33
Colin Doyle	31
Luke Wiles	24
Josh Sanderson	21
Paul Rabil	17
Brett Bucktooth	14
Cliff Smith	14

### FACEOFF WINS

Name	No.
Bob Snider	82
Tim Booth	47
Jamison Koesterer	45
Steve Fannell	32
Andrew Biers	13
Chris Cerys	11

### PENALTY MINUTES

Name	No.
Eric Martin	33
Kyle Sorensen	20
Paul Rabil	18
Matt Beers	16
Shaydon Santos	10
Rhys Duch	8
Mike Grimes	8
Jim Moss	7
Luke Wiles	7

### GOALKEEPER MINUTES

Name	No.
Tyler Richards	619
Anthony Cosmo	166
Rob Blasdel	161





## STEALTH SINGLE-SEASON RECORDS

<b>GOALS</b>			<b>POINTS</b>			<b>PENALTY MINUTES</b>			<b>FACE-OFFS WON</b>		
Jeff Zywicki	48	2008	Colin Doyle	111	2009	Eric Martin	89	2009	Bob Snider	319	2012
Lewis Ratcliff	46	2010	Josh Sanderson	103	2002	Eric Martin	71	2008	Jamison Koesterer	265	2010
Rhys Duch	45	2013	Lewis Ratcliff	97	2010	Matt Beers	70	2014	Bob Snider	262	2013
Mike Regan	44	2004	Rhys Duch	96	2013	Matt Beers	67	2010	Bob Snider	226	2011
Gary Rosyski	44	2002	Lewis Ratcliff	92	2011	Matt Beers	60	2013	Steve Fannell	215	2001
Rhys Duch	42	2011	Rhys Duch	90	2011	Gary Rosyski	58	2000	Chris Cercy	212	2004
Ted Dowling	41	2000	Jeff Zywicki	90	2008	Kyle Sorensen	55	2008	Tim Booth	191	2008
Lewis Ratcliff	41	2011	Josh Sanderson	89	2004	Jim Moss	53	2002	Tyler Garrison	176	2014
Jeff Zywicki	40	2007	Rhys Duch	89	2009	Eric Martin	53	2010	Tim Booth	167	2007
Colin Doyle	38	2009	Colin Doyle	88	2008	Shaydon Santos	53	2002	Steve Fannell	157	2000
Nick Trudeau	38	2002									
<b>ASSISTS</b>			<b>LOOSE BALLS</b>			<b>FORCED TURNOVERS (OFFICIAL SINCE 2011)</b>			<b>SAVES</b>		
Colin Doyle	73	2009	Bob Snider	202	2012	Tyler Garrison	36	2014	Rob Blasdel	644	2002
Josh Sanderson	68	2002	Bob Snider	169	2013	Mike Grimes	27	2011	Tyler Richards	579	2013
Josh Sanderson	61	2004	Rob Blasdel	158	2002	Ilija Gajic	26	2014	Anthony Cosmo	571	2008
Colin Doyle	61	2008	Cam Woods	154	2001	Mike Grimes	25	2014	Anthony Cosmo	524	2007
Colin Doyle	59	2007	Phil Sanderson	154	2001	Kyle Sorensen	23	2013	Tyler Richards	514	2012
Rhys Duch	54	2009	Paul Rabil	153	2011	Matt Beers	23	2014	Rob Blasdel	513	2003
Rhys Duch	53	2010	Eric Martin	151	2008	Jeff Moleski	23	2014	Tyler Richards	487	2014
Luke Wiles	52	2007	Eric Martin	132	2007	Tyler Garrison	21	2013	Rob Blasdel	474	2001
Lewis Ratcliff	51	2010	John Rosa	127	2000	Matt Beers	19	2013	Tyler Richards	463	2011
Lewis Ratcliff	51	2011	Jim Moss	127	2002	Eric Martin	18	2011	Rob Blasdel	434	2000
Rhys Duch	51	2013				Curtis Hodgson	18	2014			

## STEALTH ALL-TIME RECORDS VS. OPPONENTS

	REGULAR SEASON									PLAYOFFS								
	ROAD			HOME			OVERALL			ROAD			HOME			OVERALL		
	GP	W	L	GP	W	L	GP	W	L	GP	W	L	GP	W	L	GP	W	L
Buffalo	7	3	4	9	3	6	16	6	10									
Calgary	15	9	6	18	4	14	33	13	20	3	2	1	1	0	1	4	2	2
Colorado	19	9	10	18	14	4	37	23	14	1	1	0	-	-	-	1	1	0
(as Colorado)	18	8	10	16	13	3	34	21	13	1	1	0	-	-	-	1	1	0
(as Was. Power)	1	1	0	1	0	1	2	1	1									
(as Pit. C.Fire)	-	-	-	1	1	0	1	1	0									
Edmonton	12	5	7	12	7	5	24	12	12	-	-	-	2	2	0	2	2	0
Minnesota	7	0	7	10	6	4	17	6	11	1	1	0	1	1	0	2	2	0
Philadelphia	8	1	7	8	4	4	16	5	11									
Rochester	9	2	7	9	3	6	18	5	13	-	-	-	2	1	1	2	1	1
Toronto	7	2	5	4	1	3	11	3	8	1	0	1	2	1	1	3	1	2
Anaheim	5	4	1	3	3	0	8	7	1									
(as Anaheim)	3	2	1	2	2	0	5	4	1									
(as NJ Storm)	2	2	0	1	1	0	3	3	0									
Arizona	8	4	4	8	4	4	16	8	8	1	0	1	-	-	-	1	0	1
(as Arizona)	5	1	4	5	2	3	10	3	7	1	0	1	-	-	-	1	0	1
(as Columbus)	3	3	0	3	2	1	6	5	1									
Boston	2	0	2	1	1	0	3	1	2									
Chicago	-	-	-	2	1	1	2	1	1									
Montreal	1	1	0	1	1	0	2	2	0									
NY Saints	4	2	2	4	4	0	8	6	2									
Orlando	4	3	1	-	-	-	4	3	1									
(as Orlando)	1	1	0	-	-	-	1	1	0									
(as NY Titans)	3	2	1	-	-	-	3	2	1									
Ottawa	2	2	0	3	3	0	5	5	0									
(as Ottawa)	1	1	0	2	2	0	3	3	0									
(as Syracuse)	1	1	0	1	1	0	2	2	0									
Portland	6	4	2	6	1	5	12	5	7	1	1	0	1	0	1	2	1	1
Vancouver Ravens	2	1	1	2	2	0	4	3	1									



## STEALTH ALL-TIME DRAFT HISTORY

## 2014 ENTRY DRAFT

Rd (overall)	Player Chosen	From
2 (12)	Conrad Chapman	Nanaimo
3 (21)	Brandon Clelland	Orangeville
3 (23)	Dan Keane	University of Delaware
3 (25)	Jakob Doucet	New Westminster
4 (30)	Matt Delmonico	Seton Hill
5 (39)	DJ Saari	Coquitlam
6 (48)	Steve Ferdinandi	New Westminster

## 2013 ENTRY DRAFT

Rd (overall)	Player Chosen	From
1 (8)	Cody Bremner	Cornell
2 (17)	Nick Weiss	Peterborough, ON
3 (20)	Tyler Digby	Robert Morris
3 (22)	Kevin Neufeld	Robert Morris
3 (26)	Brett Dobray	Langley, BC
4 (36)	Blair Goss	Orangeville, ON
5 (41)	Josh Hawkins	Loyola
5 (45)	Brendan Rouse	New Westminster, BC
6 (54)	Chris Wardle	Victoria, BC

## 2012 ENTRY DRAFT

Rd (overall)	Player Chosen	From
2 (11)	Tyler Garrison	Coquitlam, BC
2 (12)	Billy Hostrawser	(Orangeville, ON
2 (19)	Justin Pychel	Six Nations, ON
3 (21)	Mitch Jones	Orangeville, ON
3 (23)	Tim Henderon	Army
4 (30)	TJ Cowx	Mars Hill
6 (48)	Kyle Buchanan	Robert Morris University

## 2011 ENTRY DRAFT

Rd (overall)	Player Chosen	From
3 (21)	Mike Mallory	Delta, BC
3 (22)	Adam McGourty	Brampton, ON
4 (34)	Trevor Moore	Robert Morris University
5 (43)	Brett Hickey	Windsor, ON
6 (52)	Justin Salt	New Westminster, BC

## 2011 DISPERSAL DRAFT (BOS)

Rd (overall)	Player Chosen
1 (8)	Jamie Rooney
2 (17)	Josh Wasson
3 (26)	Dan Teat
4	Pass

## 2009 ENTRY DRAFT

Rd (overall)	Player Chosen	From
2 (13)	Matt Beers	Coquitlam, B.C.
2 (23)	Erik Sage	Victoria, B.C.
3 (24)	Ben Hunt	University of North Carolina
3 (29)	Rhys Jones	Victoria, B.C.
3 (30)	Ray Hodgkinson	Burnaby, B.C.
5 (49)	Chris Taylor	Georgetown University
6 (58)	Chris O'Dougherty	Rutgers University

## 2009 DISPERSAL DRAFT

Rd (overall)	Player Chosen
1 (7)	Peter Morgan
2 (18)	Brad MacDonald
3 (29)	Derek Lowe

## 2008 ENTRY DRAFT

Rd (overall)	Player Chosen	From
1 (2)	Paul Rabil	Johns Hopkins University
1 (3)	Rhys Duch	University of Stony Brook
1 (5)	Kevin Huntley	Johns Hopkins University
3 (32)	Alex Turner	Simon Fraser University
5 (57)	Trevor Waggar	University of Vermont
6 (70)	Nick O'Hara	Duke University

## 2008 DISPERSAL DRAFT (CHI)

Rd (overall)	Player Chosen
1 (7)	Steve McKinlay
2 (18)	Jake Byrne

## 2008 DISPERSAL DRAFT (AZ)

Rd (overall)	Player Chosen
1 (8)	Mike Grimes

## 2007 ENTRY DRAFT

Rd (overall)	Player Chosen	From
1 (5)	Frank Resetarits	University of Albany
1 (7)	Tom Johnson	Bellarmine University
3 (31)	Steve Panarelli	Syracuse University
4 (46)	Tyler Richards	Coquitlam, BC
5 (64)	Trevor Scott	Victoria, BC
6 (73)	Ray Megill	University of Maryland
6 (78)	Andrew Recchione	Univ. of Massachusetts

## 2007 DISPERSAL DRAFT

Rd (overall)	Player Chosen
1 (7)	Peter Veltman
2 (18)	Sean Morris
3 (31)	Keegan Davidson

## 2006 ENTRY DRAFT

Rd (overall)	Player Chosen	From
1 (1)	Ryan Benesch	Kitchener, ON
1 (2)	Kyle Sorensen	Bellarmine University
1 (7)	Paul Dawson	Brampton, ON
2 (16)	Wes Green	Adelphi University
4 (42)	Brad Trotter	Barrie, ON
5 (55)	Joe Vasold	New York Tech
6 (68)	Steve Holmes	University of Virginia

## 2005 ENTRY DRAFT

Rd (overall)	Player Chosen	From
1 (6)	Matt Vinc	Canisius College
1 (8)	Jeff Zywicki	University of Massachusetts
1 (11)	Ed Brown	Middlebury College
2 (19)	Jarett Park	Syracuse University
3 (25)	Tony Frick	Brown University
4 (36)	Daryl Seymour	Bucknell University
5 (47)	Grant Halford	Loyola College
6 (58)	Will Patton	Univ. of California Santa Barbara

## 2005 DISPERSAL DRAFT

Rd (overall)	Player Chosen
1 (3)	Matt Roik
2 (14)	Mike Law

## 2004 ENTRY DRAFT

Rd (overall)	Player Chosen	From
1 (3)	Ryan Boyle	Princeton University
2 (12)	Eric Martin	Salisbury University
2 (17)	Mike Powell	Syracuse University
3 (24)	Matt Alrich	University of Delaware
3 (28)	Andrew Roth	Cortland State
4 (39)	Nenad Gajic	Burnaby, BC
5 (51)	Drew Virk	University of Maryland
6 (62)	Walid Hajji	Georgetown University
6 (66)	Cory O'Neill	Salisbury University

## 2004 DISPERSAL DRAFT

Rd (overall)	Player Chosen
1 (4)	Kevin Olson
2 (17)	Rich Catton

## 2003 ENTRY DRAFT

Rd (overall)	Player Chosen	From
1 (7)	Scott Ranger	Victoria, BC
1 (10)	Kelly Hall	Whittier College
2 (15)	Derek Lowe	Port Coquitlam, BC
2 (18)	Andrew Biers	Whittier College
2 (21)	Kyle McEwen	New Westminster, BC
4 (42)	Kitan Gbadebo	Coquitlam, BC
5 (52)	Luke Gilbert	Whittier College
6 (62)	Matt Bontaides	Syracuse University
7 (73)	Kevin Reid	Coquitlam, B

## STEALTH'S COACHING HISTORY

## Regular Season

\* Interim Coach

Coach	W	L	Season
Sanderson, Terry	6	6	2000
Sanderson, Terry	5	9	2001
<b>Total</b>	<b>11</b>	<b>15</b>	
McMahon, Bob	14	2	2002
McMahon, Bob	8	8	2003
<b>Total</b>	<b>22</b>	<b>10</b>	
Mouradian, Johnny	11	5	2004
Mouradian, Johnny	4	12	2005
<b>Total</b>	<b>15</b>	<b>17</b>	
Christianson, Walt	5	11	2006
Christianson, Walt	9	7	2007
Christianson, Walt	9	7	2008
<b>Total</b>	<b>23</b>	<b>25</b>	
Dowling, Jeff	3	7	2009
Hall, Chris	4	2	2009
Hall, Chris	11	5	2010
Hall, Chris	8	8	2011
Hall, Chris	3	7	2012
Hall, Chris	9	7	2013
Hall, Chris	4	14	2014
<b>Total</b>	<b>39</b>	<b>43</b>	
Webster, Art*	1	5	2012
<b>Grand Total</b>	<b>114</b>	<b>122</b>	

## Playoffs

Coach	W	L	Season
McMahon, Bob	1	1	2002
Mouradian, Johnny	0	1	2004
Christianson, Walt	1	1	2007
Christianson, Walt	0	1	2008
<b>Total</b>	<b>1</b>	<b>2</b>	
Hall, Chris	1	1	2009
Hall, Chris	3	0	2010
Hall, Chris	2	1	2011
Hall, Chris	2	1	2013
<b>Total</b>	<b>8</b>	<b>3</b>	
<b>Grand Total</b>	<b>10</b>	<b>7</b>	

## STEALTH ALL-TIME DRAFT HISTORY

### 2003 DISPERSAL DRAFT

Rd (overall)	Player Chosen
1 (5)	Brennan Day
2 (16)	Chris Konopliff
3 (27)	Rick Matthews

### 2002 ENTRY DRAFT

Rd (overall)	Player Chosen	From
1 (8)	Josh Coffman	Syracuse University
2 (11)	Brock Boyle	Mississauga, ON
3 (11)	Mark Morley	University of Massachusetts
4 (48)	Josh McNaughton	Halton Hills, ON
5 (60)	Jamie Dowdell	Orangeville, ON
6 (72)	Michael McKay	Whitby, ON
7 (84)	Tyler Harris	Clarington, ON
8 (96)	Pat Magee	Toronto, ON
9 (108)	Mike Mastriani	Siena College

### 2001 ENTRY DRAFT

Rd (overall)	Player Chosen	From
1 (7)	Brian Kazarian	Orangeville, ON
2 (20)	Chris White	Peterborough, ON
3 (32)	Jeff Sonke	University of North Carolina
3 (33)	Doug Shanahan	Hofstra University
4 (46)	Stuart Schwartz	Duke University
5 (59)	Brock Robertson	Orillia, ON
6 (72)	John Madigan	University of Massachusetts
7 (85)	Kyle Szymczyk	Johns Hopkins University
8 (98)	Bobby Gormsen	University of North Carolina
9 (111)	Steve Field	Marymount College

### 2000 ENTRY DRAFT

Rd (overall)	Player Chosen	From
2 (10)	Mike Regan	Butler University
2 (14)	Aaron Wilson	Kitchener, ON
3 (25)	Mark Steenhuis	St. Catharines, ON
6 (50)	Charlie Parsons	Kitchener, ON
6 (51)	Willy Buckland	Burlington, ON
7 (59)	Greg Tregunno	Burlington, ON
8 (68)	Darryl McDonald	St. Catharines, ON
9 (77)	Jake Henhawk	Six Nations, ON

### 1999 ENTRY DRAFT

Rd	Player Chosen	From
1 (6)	Scott Stewart	Burlington, ON
3 (18)	Rob Kirkby	Whitby, ON
4 (26)	Ken Montour	Six Nations, ON
5 (34)	Hamilton Pollard	Penn State University
6 (42)	Kevin Howard	Edmonton, AB
7 (50)	Dennis DeBusschere	University of Delaware
8 (58)	Bruce Murray	New Westminster, BC
9 (66)	Bruce Codd	Orangeville, ON





## PRO LACROSSE TIMELINE

### –1986–

**3-13-86:** Chris Fritz and Russ Cline incorporate the Eagle Pro Box Lacrosse League. Fritz is named President and Cline Executive Vice President. The League was to play in 1987 with four teams: Washington Wave at the Capital Centre; Baltimore Thunder at the Baltimore Arena; Philadelphia Wings at the Spectrum; and the New Jersey Saints at the Meadowlands Arena.

### –1987–

**1-9-87:** The League makes final preparations to begin its first season with each of the four teams playing a six-game schedule, with three games at home and three on the road.

**1-10-87:** The first game in the League features Philadelphia at New Jersey in which the Saints defeat the Wings by the score of 11-8 before a crowd of 5,976 fans.

**1-31-87:** The Philadelphia Wings defeat the New Jersey Saints 17-11 at the Spectrum before a crowd of 14,903, the largest of 1987.

**2-26-87:** The Baltimore Thunder defeat the New Jersey Saints 14-9 in first round playoff action before a crowd of 8,586 at the Meadowlands. The Thunder advances to the championship game.

**3-8-87:** The Washington Wave advances to the championship game by defeating the Philadelphia Wings, 20-15.

**3-21-87:** The Baltimore Thunder, coached by Bob Griebie, defeat the Washington Wave by a score of 11-10 to capture the first League Championship. A crowd of 7,019 was on hand at the Capital Centre.

**3-22-87:** The League announces a total of 124,536 fans attend Eagle Pro Box Lacrosse League games in its first year.

**5-13-87:** The League announces that Darrell Russell has been named Commissioner of the League.

### –1988–

**1-2-88:** The League begins its second year with each of the four teams playing an eight-game schedule.

**1-3-88:** The New Jersey Saints and the defending champion Baltimore Thunder open the season in New Jersey. The Saints downed the defending champs 16-10 in front of 7,130 fans at the Meadowlands.

**3-6-88:** The New Jersey Saints eliminate the Philadelphia Wings from the playoffs with a 12-10 victory in front of a crowd of 4,118.

**3-20-88:** The New Jersey Saints become the second League champions by defeating the Washington Wave, 17-16 before 8,125 fans at the Capital Centre. For the Wave, it was the second time in as many years they reached the championship game, only to come away on the short end of a one-goal game.

**5-15-88:** The league becomes known as the Major Indoor Lacrosse League (MILL)

**10-18-88:** The League announces that it will award expansion teams to Detroit and Boston. The teams will begin play in the 1989 season. The Detroit team will be named the Turbos and play in the Joe Louis Arena. Their team colors will be purple, silver and black. The Boston entry will be called the New England Blazers and play their home games at the Worcester Centrum. The Blazers will have green, orange, and white as their team colors.

**10-27-88:** The League announces that the Saints will relocate to the Nassau Coliseum on Long Island beginning in the 1989 season. The team name will be changed to the New York Saints to reflect their new home.

### –1989–

**1-6-89:** The League prepares to open its third season with six teams – Baltimore Thunder, Detroit Turbos, New England Blazers, New York Saints, Philadelphia Wings and Washington Wave. Each of the six teams will play an eight-game schedule, with four home games and four road games.

**1-7-89:** In its first ever regular season game, 12,171 Detroit fans watch the expansion Turbos defeat the Washington Wave, 11-9, in the 1989 League opener.

**2-4-89:** The New York Saints defeat the Baltimore Thunder, 12-11, in the lone overtime game of the 1989 season.

**3-19-89:** Regular season attendance figures for the League total 230,724 for 24 regular season games, an average of 9,614 per game.

**4-1-89:** The New York Saints knock the Detroit Turbos out of the playoffs with a 9-8 win.

**4-7-89:** The Philadelphia Wings became the third different team to capture the League Championship. In front of a record post-season crowd of 16,042 Philadelphia fans at the Spectrum, the Wings defeat the New York Saints, 11-10, to win the title.

**4-8-89:** The League announces its attendance figures for the 1989 regular and post-season games. Attendance reached 255,088 in 1989, an average of 9,811 per game.

**6-14-89:** The League announces a new expansion Pittsburgh Bulls. The Bulls will call the Civic Arena home and sport the traditional Pittsburgh colors of black and gold.

### –1990–

**1-4-90:** The League prepares to open its fourth season with six teams – Baltimore Thunder, Detroit Turbos, New England Blazers, New York Saints, Philadelphia Wings and Pittsburgh Bulls. Each of the six teams will once again play an eight-game schedule featuring four home and away games.

**1-5-90:** In its first ever-regular season game, 9,213 Pittsburgh fans watch the expansion Bulls defeat the New England Blazers, 14-11, in the League's regular season opener.

**2-17-90:** A crowd of 10,904 witnessed the first regular season double overtime game in League history, as the Philadelphia Wings edge the Baltimore Thunder 13-12.

**3-24-90:** The New York Saints defeat the Philadelphia Wings, 8-5, before the first sellout and largest crowd in League history - 17,177 at the Spectrum in Philadelphia. The Saints victory forces a rematch the next week in the playoffs.

**3-25-90:** The League announces that the 1990 regular season attendance figures reached 262,554.

**3-26-90:** The League announces its first All-Pro teams. First team honors go to Rick Sowell of the Baltimore Thunder, Brad Kotz and John Tucker of the Philadelphia Wings, Brian Nikula of the Pittsburgh Bulls, Jay Fay of the New England Blazers and Ted Sawicki of the Detroit Turbos. Second team honors go to Toby Boucher and Dan O'Neill of the New England Blazers, Tim Welsh of the Baltimore Thunder, Don Borges of the New York Saints, Dave Pietramala of the Pittsburgh Bulls and Ron Martinello of the Detroit Turbos.

**4-7-90:** The Philadelphia Wings become the first team to win two League Championship Games, as the defeat the New England Blazers 17-7, in front of 11,479 fans at the Spectrum.

**4-14-90:** The League announces that attendance for the 26 games were 287,585, an average of 11,060 per game.

**5-27-90:** The League announces that identical twins Paul and Gary Gait, who earned three-time All-American status at Syracuse University, were drafted and signed to play with the Detroit Turbos. The Gaits were the leaders on the Syracuse NCAA Championship teams of 1988, 1989, and 1990.

**12-4-90:** The season schedule is increased from eight games to ten, with each team playing five games at home and on the road.

**12-29-90:** The professional debuts of Detroit rookie twin brothers Paul and Gary Gait was successful, as they paced the Turbos to a 20-16 victory over the Baltimore Thunder.

### –1991–

**2-8-91:** Rick Nichols is appointed as Vice President and General Manager of the League.

**2-10-91:** The Detroit Turbos outpace the Philadelphia Wings, 14-12, at the Spectrum before 16,642 fans, the largest crowd of the season.

**3-27-91:** 1991 was a record-breaking year, especially in Detroit. Rookies Paul and Gary Gait set new standards in most offensive categories. Paul scored a record 47 goals, while Gary was second in the league with 32. Gary established new records with 36 assists and 68 points. Both Gait brothers are named First Team All-Pro. As a team, the Turbos set records for goals scored with 184, assists with 227 and total points with 411.

**4-6-91:** The Detroit Turbos defeat the Baltimore Thunder, 14-12, to claim the League's fifth title and the Turbos first. The World Championship Game was attended by 10,814 at the Baltimore Arena.

**4-20-91:** The National Division All-Stars defeat the American Division All-Stars, 25-20, in the inaugural League All-Star Game. A crowd of 7,658 witnesses the All-Star gala at the Spectrum in Philadelphia.

**10-1-91:** The League announces the Buffalo Bandits as an expansion team to join the league for the 1992 season. The Bandits name Bob "Buff" McCready as head coach, Johnny Mouradian as General Manager, and Peter Crawford as assistant coach.

**10-15-91:** The League announces the New England Blazers will move their home games to the historic Boston Garden, and will be known as the Boston Blazers.

### –1992–

**1-4-92:** The expansion Buffalo Bandits lose to the New York Saints, 21-17, in their debut with 9,052 in attendance at the Memorial Auditorium in Buffalo.

**2-28-92:** The Buffalo Bandits defeat the Philadelphia Wings, 20-11, in their first ever sellout of 16,325 in Memorial Auditorium. It marks the second sellout in League history.

**4-11-92:** For the first time since the League's inaugural season, an expansion team wins the League's World Championship, as the Buffalo Bandits defeat the Philadelphia Wings, 11-10, in an exciting overtime game. The game was broadcast live in Buffalo on Empire Sports Network.





## PRO LACROSSE TIMELINE

### —1993—

- 1-9-93:** The League begins its seventh season of indoor lacrosse when the Baltimore Thunder defeats the Boston Blazers, 18-17, before 8,134 fans at the Baltimore Arena.
- 2-6-93:** Paul Gait becomes the first League player to score 100 career goals during a six-goal, two-assist night in helping his new team, the Philadelphia Wings, defeat the arch-rival New York Saints, 13-8, before 16,731 at the Spectrum.
- 3-13-93:** The "Blizzard of the Century" slams the Northeastern United States, forcing the first cancellations in League history, when three venues (Buffalo, Boston and Philadelphia) are closed because of severe weather conditions.
- 3-20-93:** The defending champion Buffalo Bandits become the first team to sell out every regular season home game, defeating the Detroit Turbos, 20-14, before 16,325 fans.
- 4-10-93:** Buffalo wins their second consecutive League Championship with a 13-12 comeback victory over the Philadelphia Wings before 16,325 in sold out Memorial Auditorium. The Bandits keep their 18-game winning streak alive, the longest in league history. Buffalo joins the Wings as the only team to win back-to-back championships.
- 6-7-93:** Bruce Lucker joins the League as its third owner, heading a minority investment consortium.
- 11-30-93:** ESPN signs a six-year agreement, making them the network of the League. Regular season games will be shown on ESPN2, as well as the playoff broadcasts on both ESPN and ESPN2.
- 12-8-93:** The League and the Players Association announce a three-year contract agreement.

### —1994—

- 1-8-94:** The League begins its eighth season when the Detroit Turbos defeat the Baltimore Thunder, 15-8, at the Baltimore Arena.
- 1-17-94:** ESPN2's first Monday night broadcast features the Detroit Turbos against the Baltimore Thunder.
- 2-26-94:** The record for fewest goals in a game was broken by the Philadelphia Wings when they scored only four goals against the New York Saints, in a 13-4 loss at Nassau Coliseum.
- 3-26-94:** Paul Gait of the Philadelphia Wings breaks his own League record of eight goals in a game by scoring ten against the Boston Blazers at Boston Garden.
- 4-16-94:** The Philadelphia Wings deny the Buffalo Bandits a third consecutive World Championship by defeating the Bandits, 26-15, in front of a sellout crowd of 16,284 at Memorial Auditorium. The win gives the Wings their third League Championship, the most of any team in the league. ESPN broadcasts the game live from Buffalo, marking the first live telecast by ESPN of a League game.
- 8-1-94:** The League announces the Detroit Turbos will discontinue operations for future seasons.
- 10-4-94:** The League announces the an expansion team in Rochester, New York will be named the Knight-hawks, wear the colors white, teal, purple, and black and will play at the Rochester War Memorial.

### —1995—

- 1-7-95:** The expansion Rochester Knighthawks won their inaugural game, 12-8, against the New York Saints in the War Memorial.
- 1-20-95:** For the first time in League history, Paul Gait (Rochester) played against his twin brother Gary Gait (Philadelphia).
- 3-11-95:** Philadelphia breaks the League's attendance record as 17,380 fans witness the Wings defeat of the Baltimore Thunder in the regular season finale.
- 4-8-95:** The Philadelphia Wings win back-to-back championships by defeating the Rochester Knighthawks, 15-14, in a thrilling overtime game. The Wings have won four League titles in their nine-year history.
- 10-3-95:** The League announced the addition of the Charlotte Cobras for the 1996 season. The team will play at the Independence Arena and will wear the colors red, bronze and black.
- 10-10-95:** The League announced its 1996 schedule with an expanded 10-game regular season. In addition, the Boston Blazers announced they will play at the new Fleet Center in 1996.
- 12-1-95:** The 1996 television schedule was announced with the ESPN2 Game of the Week to be broadcast Monday nights from 7:30 p.m.-9:30 p.m. ET during the season.
- 12-30-95:** The League kicks off its 10th Anniversary celebration season as the Baltimore Thunder defeat the Boston Blazers 15-11, before 5,122 fans at the Baltimore Arena.

### —1996—

- 1-12-96:** The expansion Charlotte Cobras open their inaugural season at the Independence Arena with a 17-4 loss to the Boston Blazers.

**2-24-96:** The fourth largest crowd in League history (16,818) watched the Philadelphia Wings defeat the Charlotte Cobras 26-11, at the CoreStates Spectrum in Philadelphia.

**4-6-96:** The Philadelphia Wings advance to their fifth consecutive World Championship Game by defeating the Boston Blazers 10-8, in the CoreStates Spectrum. This game marks the final game to be played in the Spectrum building, as the Wings move to the brand new CoreStates Center in 1997.

**4-12-96:** The Buffalo Bandits deny the Philadelphia Wings a third consecutive League World Championship by defeating the Wings 15-10, in front of a sold-out Memorial Auditorium in Buffalo. The win gives the Bandits their third League Championship in their history. The game also marks the final League game to be played in the historical Aud.

**8-19-96:** The League announces the Charlotte Cobras will discontinue operations for future seasons.

**9-11-96:** The League conducts its annual Entry Draft for the 1997 season via conference call with each team's head coach selecting players over five rounds. The New York Saints selected forward Tim Langton of Towson State as the number one pick in the draft.

### —1997—

- 1-4-97:** The eleventh season opens with three games, including Rochester playing Buffalo at the Bandits' new home, Marine Midland Arena, in front of a new League record (sellout) crowd of 18,595.
- 1-18-97:** The League plays at another new facility as the Philadelphia Wings defeat the visiting Baltimore Thunder 16-11 at the CoreStates Center.
- 3-15-97:** The Bandits match their opening night league attendance record, taking on the rival Wings before another capacity crowd of 18,595.
- 4-5-97:** Rochester and Buffalo post semi-final playoff victories, marking the first time since 1991 that the League's World Championship Game will not include the Philadelphia Wings.
- 4-12-97:** The Rochester Knighthawks claim their first World Championship in the league's final title game during the time it was known as the MILL. The visitors won before the third largest crowd in league history, with 18,055 in attendance at Marine Midland Arena.
- 7-21-97:** A new entity, combining the tradition of the Major Indoor Lacrosse League with two expansion teams and individual team ownership is announced — the National Lacrosse League. Syracuse, New York (nicknamed Smash and playing at the Onondaga County War Memorial) and Hamilton, Ontario (nicknamed Raiders and playing at Copps Coliseum) are the new professional indoor lacrosse entries.
- 9-11-97:** John Livsey, Jr. is named as the first Commissioner of the National Lacrosse League.
- 9-18-97:** A blockbuster trade sees seven-time All-Pro Paul Gait go to the expansion Syracuse Smash in exchange for draft picks and player compensation.
- 11-8-97:** A three-year collective bargaining agreement between the NLL and the Professional Lacrosse Players Association (PLPA) is announced.
- 11-24-97:** The 1998 regular season schedule is announced, with teams now playing 12 games (six at home and six on the road) and facing their six opponents twice each (once at home and once on the road). In addition, the playoff format will see a best-of-three Championship Series with Semifinal playoff action to still take place in a single-game elimination format.

### —1998—

- 1-3-98:** The league plays its first ever game in Canada, as the expansion Ontario Raiders make their debut at Copps Coliseum in Hamilton. In the game, Rochester defeated Ontario in overtime, 15-14.
- 1-9-98:** A television schedule providing game coverage over regional sports networks Comcast SportsNet, Empire Sports Network, and Home Team Sports is announced.
- 1-17-98:** The Smash make their debut in Syracuse, defeating Thruway rival Rochester 14-12 at the Onondaga County War Memorial after starting off the season with two road losses.
- 3-21-98:** The largest crowd of the season, 17,077, watch the host Philadelphia Wings drop a 15-14 decision to the New York Saints.
- 4-19-98:** Baltimore plays their first post-season contest since 1993 and defeat Rochester to advance to the Championship Series against Philadelphia, who had defeated Buffalo one night earlier.
- 4-28-98:** The Philadelphia Wings sweep the best-of-three Championship Series with a 17-12 win over the Thunder after having won 16-12 two days earlier. Game Two marks the first title game appearance by Baltimore since 1991 and the win is Philadelphia's fifth in franchise history. Wings goal tender Dallas Eliuk is named Championship Series MVP.
- 7-7-98:** Over 40 players, coaches, and staff members from NLL teams represent their countries at the World Lacrosse Championships in Baltimore.





## PRO LACROSSE TIMELINE

**9-14-98:** The League announces that for the first time the annual entry draft will be taken out of the office and held on-site, with Empire Sports Network providing coverage from the proceedings at the ESL Sports Centre in Rochester, New York.

**9-22-98:** Syracuse University all-time points leader Casey Powell is the first player chosen overall in the draft, selected by Rochester.

**9-30-98:** The League announces that the Board of Governors have approved the sale of the Ontario Raiders, who will be moved to Toronto where they will play their home games at Maple Leaf Gardens. The 1999 schedule is released; featuring seven teams playing 12 games each (six home, six away).

**11-12-98:** Ron Wicks, a former National Hockey League referee, is hired as the League's Director of Officials.

**12-3-98:** Toronto announces that their nickname will be "Rock" and unveils their logo and uniforms.

### —1999—

**1-9-99:** Gary Gait of Baltimore scores ten times to tie the record for most goals in one game set by his twin brother Paul almost five years earlier.

**1-22-99:** Casey Powell makes his pro debut with one goal and three assists as Rochester wins in Philadelphia.

**2-20-99:** The All-Star Game is played, with the Canadians defeating the Americans 25-24 in overtime after a dramatic comeback by the Canadians. A crowd of 9,070 at the Blue Cross Arena in Rochester watches the game.

**4-3-99:** The largest crowd of the season, and fifth largest in the almost 13 years of pro indoor lacrosse, 17,573, watch the Philadelphia Wings edge the visiting New York Saints 10-9 at the First Union Center.

**4-9-99:** Three games close out the regular season, with a total of 384,761 fans attending the 42 League games in 1998-99, an average of 9,161 per game, a figure which is 1,400 more than the previous year.

**4-14-99:** Gary Gait is named Most Valuable Player for the fifth straight season.

**4-16-99:** A new record is set for fewest goals in a game by one team as the Philadelphia Wings beat Toronto goaltender Bob Watson just twice in a 13-2 Rock win at Maple Leaf Gardens in a Semifinal Playoff Game. The victory, coupled with Rochester's win in Baltimore the next day, sets the stage for a Championship Game in Toronto.

**4-23-99:** The Toronto Rock finish the season with a perfect home record, going a combined 8-0 (regular season and playoffs) after a 13-10 win over the Rochester Knighthawks in the Championship Game before a sellout crowd of 15,691 in Maple Leaf Gardens. The game is televised throughout Canada by CTV SportsNet, and in the United States on ESPN2

**7-1-99:** A press conference is held at the Pepsi Arena to announce Albany, New York as an expansion team, the Albany Attack, to be owned by Herb Chorbajian.

**8-2-99:** A press conference is held at the Civic Arena in Pittsburgh, Pennsylvania to announce that the Baltimore Thunder have moved there and will be re-named.

**9-21-99:** The Entry Draft is held at Marine Midland Arena in Buffalo, with the Rochester Knighthawks making a trade which enables them to make the first selection overall — 1999 NCAA Division I Outstanding Player and Outstanding Attackman of the Year, John Grant, Jr. from the University of Delaware.

### —2000—

**2-12-00:** The Pittsburgh CrosseFire acquire Paul Gait in a mid-season trade with the Syracuse Smash that reunites Paul with his brother Gary Gait for the first time in their pro careers since 1994.

**2-26-00:** 18,911 fans pack the First Union Center in Philadelphia to watch their Philadelphia Wings defeat the Pittsburgh CrosseFire 14-8. This is the largest single-game crowd to ever see a professional indoor lacrosse game.

**4-19-00:** Buffalo Bandits Captain and team leading scorer John Tavares, is named the 2000 Most Valuable Player. This marks the first time since 1994 that Gary Gait does not receive MVP honor. John Grant Jr. caps off his breakout rookie season by capturing the 2000 Rookie of the Year Award.

**4-21-00:** The Rochester Knighthawks defeat the Buffalo Bandits 15-11 in their Semifinal Game to earn their second straight berth in the Championship Game.

**4-22-00:** The Toronto Rock hold off the Philadelphia Wings 14-10 in their Semifinal Game for the right to defend their 1999 title, and set up a rematch of last year's final against Rochester.

**5-6-00:** Kaleb Toth beats Knighthawks goaltender Pat O'Toole with 1.1 seconds remaining in regulation time to give the Toronto Rock a 14-13 victory, and their second straight Championship. Dubbed the "Greatest Professional Indoor Lacrosse Game of All-Time", the 2000 Final is the last sporting event to be held in the historic Maple Leaf Gardens.

**9-16-00:** The city of Columbus, Ohio is granted an Expansion team.

**9-17-00:** At a press conference at the ESPNZone in New York City, Jim Jennings is named the new Commissioner of the National Lacrosse League. Jennings announces that League's Headquarters will be relocated from Buffalo, New York to Lyndhurst, New Jersey.

**9-20-00:** Commissioner Jim Jennings appoints George Daniel to the position of Deputy Commissioner and General Counsel for the NLL

**1-21-00:** The League holds its 2000 Entry Draft at the Air Canada Centre. The Columbus Landsharks drafted Tracey Kelusky from the University of Hartford as the first overall selection.

**10-16-00:** The sale of the Syracuse Smash is complete and the franchise will be relocated to Ottawa, Ontario. The Ottawa Rebel will begin play in the Corel Center in the 2000-2001 season.

**10-25-00:** The Pittsburgh CrosseFire are sold and relocated to Washington D.C., and the franchise is later re-named the Washington Power.

**12-21-00:** The season opens up with the Back-to-Back World Champion Toronto Rock hosting the Ottawa Rebel at the Air Canada Centre. The Rock won by a score of 17-7 in front of a crowd of 13,333.

**12-30-00:** The Washington Power mark the League's return to Washington DC. The Power loses to the Buffalo Bandits by a score of 20-19 at the MCI Center in Washington.

**12-30-00:** The expansion Columbus Landsharks play their first ever game on their home floor at the Nationwide Arena. Columbus loses to New York, 17-12, in front of 8,123.

### —2001—

**1-5-01:** The League expands its growth in Canada as the Ottawa Rebel play their first-ever home game at the Corel Centre in Kanata, Ontario. The Rebel loses to the Toronto Rock, 16-7 in front of 12,193 fans.

**3-17-01:** Buffalo Bandits forward John Tavares collected his 86th point to break the League's single season scoring record at the HSBC Arena against the Albany Attack.

**3-28-01:** A press conference is held in Calgary, Alberta to announce the Calgary Roughnecks as the tenth League franchise. The Roughnecks are owned by Calgary businessman Brad Banister. The Roughnecks will play their home games at the Pengrowth Saddledome, starting in the 2001-2002 season.

**3-31-01:** The Toronto Rock sells out the Air Canada Centre. 19,059 fans pack the ACC as the Rock defeat the Columbus Landsharks 11-8. The crowd sets a new League single-game attendance record.

**4-9-01:** A press conference is held in Vancouver, British Columbia to announce the Vancouver Ravens as the eleventh League franchise. The Ravens will play their home games at General Motors Place, starting in the 2001-2002 season.

**4-27-01:** In front of the League's largest crowd in history, the Philadelphia Wings won their sixth League Championship Title with a 9-8 win over the Toronto Rock at the Air Canada Centre in front of 19,409 fans. Wings goaltender Dallas Eliuk is named Most Valuable Player.

**5-2-01:** A press conference is held in East Rutherford, New Jersey to announce the New Jersey Storm as the twelfth League franchise. The Storm is owned by former New Jersey Nets All-Star Jayson Williams. The Storm will play their home games at the Continental Airlines Arena in East Rutherford, New Jersey, starting in the 2001-2002 season.

**5-4-01:** A press conference is held in Montreal to announce the Montreal Express as the thirteenth League franchise. Randy Gilles and Michael Holliday are the principal owners. The Express will play their home games at the Molson Centre, starting in the 2001-2002 season.

**8-13-01:** The League relocates its office from Lyndhurst, NJ to New York City. The offices are located in the heart of midtown Manhattan.

**8-20-01:** The League announces a two-year agreement with CNN/Sports Illustrated to be the League's national broadcast partner in the United States for the 2001-02 and 2002-03 seasons. CNN/SI will broadcast 23 games throughout each season, including 17 "Game of the Week" broadcasts and all five playoff games, including the Championship Game in April of 2002.

**8-25-01:** The 2001 Entry Draft is held at the HSBC Arena in Buffalo. The New York Saints use the number one pick to draft Gavin Prout, a high-scoring forward from Whitby, Ontario.

**9-5-01:** The League announces a second national television partner in the United States. HDNet, the world's first all high-definition sports and entertainment network, announces it will carry 34 games during the upcoming season.

**9-11-01:** The terrorist attacks on the World Trade Center claim thousands of lives, including a former member of the New York Saints. John Salerno of Port Washington, New York played for the Saints in 1993. Salerno was an employee of Cantor Fitzgerald Securities, one of the hardest hit firms on September 11th.

**9-20-01:** The League announces Rogers Sportsnet to be the league's national broadcast partner in Canada. Sportsnet will broadcast 26 games during the 2001-2002 regular season. Sportsnet will also carry the 2001-2002 Playoffs, including the Championship Game in April of 2002.



## PRO LACROSSE TIMELINE

**11-16-01:** The 2001-2002 regular season opens with the New Jersey Storm playing their inaugural game. The Storm fall to the Albany Attack by a score of 20-16 at the Pepsi Arena in Albany, New York.

**11-24-01:** The Calgary Roughnecks host the Montreal Express in the inaugural game for both clubs. History is made at the Pengrowth Saddledome in Calgary as the Express defeat the Roughnecks by a score of 32-17. The game sets new League records for most combined goals scored in one game (49), and most goals scored by one team in a single game (32). A crowd of 9,517 saw the historic game.

**11-26-01:** Paul Gait announces that his twelfth season in the League will be his last, set to retire following the 2001-2002 season. The Washington Power forward comes into the season as the League's second-leading goal scorer of all time, trailing only his brother Gary. The eight teams hosting home games against the Washington Power this season begin planning events as part of Paul Gait's Farewell Tour.

**11-29-01:** The Montreal Express hosted their first ever home-game. The Express beat Calgary 23-16 in front of 7,634 at the Molson Centre in Montreal.

**11-30-01:** The New Jersey Storm play their inaugural home game. The Storm fall to the New York Saints, 14-9 in front of 7,634 at the Continental Airlines Arena in East Rutherford, New Jersey.

**12-1-01:** The Vancouver Ravens play their inaugural home game at General Motors Place in Vancouver. The Ravens give the crowd of 13,772 much to cheer about, beating the Toronto Rock 13-12. The crowd makes history as the largest ever to attend the first home game of a new League franchise.

### -2002-

**1-12-02:** The league holds its first-ever "Scoop n' Shoot" event. Scoop n' Shoot is a skills competition for children ages 6-14. The first Scoop n' Shoot participants test their skills during halftime of the New York Saints home game against the Philadelphia Wings. The program is an instant success — hundreds of youngsters would take part at Scoop n' Shoot events throughout the season.

**1-26-02:** The Toronto Rock fans make history again. A crowd of 18,543 fill the Air Canada Centre as the Rock defeat the Rochester Knighthawks, 14-9. The crowd is the sixth-largest in League history, and gives Toronto three of the top six single-game attendance records of all-time.

**2-3-02:** In Toronto, fans rally for a young lacrosse player recovering from a tragic accident. 15-year old Dustin Sanderson of Orangeville, Ontario was paralyzed from the waist down after being injured while playing lacrosse. The crowd of 14,515 join the team's corporate sponsors in raising thousands of dollars to assist in paying the medical bills for Dustin's recovery. Dustin conducted the ceremonial opening face-off, and the Toronto Rock defeated the Montreal Express, 17-12.

**3-7-02:** The Ottawa Rebel play for the first time at their new home, the Ottawa Civic Centre. The Rebel had played their first season and half of their second season at the Corel Centre in Kanata, Ontario. In the game, Ottawa loses to the Washington Power by a score of 18-15.

**3-24-02:** A new individual player record is set for assists in a single-season. Albany Attack forward Josh Sanderson tallies four assists, giving him a final total of 68 for the season. Sanderson breaks the previous record of 64, set by Buffalo Bandits forward John Tavares during the 2000-2001 season. The Tavares mark is still the highest for all seasons with fourteen regular season games or less.

**3-24-02:** Washington Power forward Paul Gait wins the League scoring title in his final regular season before retirement. Gait tallied 54 goals and 60 assists for 114 points.

**3-24-02:** The 2001-2002 regular season is complete. For the first time in League history, the Champions Cup Playoffs will feature six teams. Albany is the top seed, followed by Toronto, Washington, Rochester, Vancouver and Philadelphia.

**3-28-02:** The League's Board of Governors vote unanimously to raise the price of expansion franchises to three million dollars, U.S. funds. The previous price was one million.

**4-5-02:** In the first semi-final, the Toronto Rock defeat the Washington Power, 12-11 in double overtime. The loss eliminates Washington, and marks the end of Paul Gait's twelve-year career in the League. Gait retires with 404 regular-season goals (second highest of all time), 299 assists (fourth) for a total of 703 points (third). Gait was awarded with the League MVP Award for the 2001-2002 season.

**4-13-02:** The Albany Attack host the Toronto Rock in the 2002 Champion's Cup Final. The Rock defeat the Attack by a score of 13-12 to capture their third title, all won in the past four seasons. 9,289 fans watch the game at the Pepsi Arena in Albany. Toronto forward Colin Doyle was voted Championship Game MVP, scoring three goals and one assist.

**4-21-02:** The 2002 All-Star Game is played at the Mohegan Sun Arena in Uncasville, Connecticut. The All-Stars of the North Team, composed of players from Calgary, Montreal, Ottawa, Rochester, Toronto and Vancouver defeat the All-Stars of the South Team, composed of players from Albany, Buffalo, Columbus, New Jersey, New York, Philadelphia and Washington by a score of 14-10. Toronto Rock forward Steve Toll wins the All-Star Game MVP Award, scoring three goals and adding one assist.

**7-9-02:** The League announces the sale and relocation of the Washington Power franchise to the city of Denver, Colorado. The franchise will play its home games at the Pepsi Center. The team is now owned by Kroenke Sports Enterprises, whose holdings include the Colorado Avalanche, Denver Nuggets, Pepsi Center, and the yet-to-be-named Colorado NLL team. The new team marks the League's first United States team west of the Mississippi River.

**8-16-02:** The League grants a one-year suspension of operations to the Montreal Express franchise. The Express players will be dispersed to the other twelve NLL clubs via Dispersal Draft, to be held on the day of the 2002 Entry Draft.

**9-17-02:** The 2002 Entry Draft is held at the Air Canada Centre in Toronto. The Toronto Rock use the first selection to draft defenseman Patrick Merrill of Orangeville, Ontario and Mercyhurst College.

**9-17-02:** A Dispersal Draft of Montreal Express players is held prior to the Entry Draft. The Calgary Roughnecks use the first selection to draft forward Tracey Kelusky, a former number one Entry Draft selection and Rookie of the Year Winner in 2001.

**10-16-02:** The League introduces Labatt Blue as the official beer sponsor of the NLL.

**10-24-02:** Kroenke Sports Enterprises introduces the name and logo of the Colorado Mammoth.

**12-6-02:** New Jersey Storm goaltender Ginny Capicchoni becomes the first woman to play in the NLL. Capicchoni stops ten out of fifteen shots faced in helping the Storm defeat the Buffalo Bandits 14-12 in a preseason contest at HSBC Arena in Buffalo.

### -2003-

**1-3-03:** The Colorado Mammoth play their inaugural home game at the Pepsi Center in Denver. The Mammoth treated the home crowd of 16,121 fans to a thrilling 13-12 win in double overtime against the Toronto Rock. The crowd broke the previous record for an inaugural home game attendance, previously held by the Vancouver Ravens (13,772 in 2001).

**1-31-03:** In front of a sellout crowd of 18,207 at the Pepsi Center, the Colorado Mammoth defeat the New York Saints by a score of 19-13. The crowd was the first of two sellout crowds the Mammoth would host during their first season.

**4-11-03:** In front of a season high crowd of 13,869 at the Saddledome, the Calgary Roughnecks defeat the Buffalo Bandits 16-14 in their final regular season game. The win propels the Roughnecks to their first franchise playoff appearance.

**5-2-03:** Colorado Forward Gary Gait is named the Most Valuable Player for the 2002-03 season while scoring 61 goals and picking up 35 assists for 96 points. Gait's teammate, Mammoth forward Brian Langtry, also earned Rookie of the Year honors.

**5-3-03:** The Rochester Knighthawks host the Toronto Rock in the 2003 Champion's Cup Final. The Rock defeated the Knighthawks by a score of 8-6 to capture their fourth title, all won in the past five seasons. 11,051 fans attend the game at the Blue Cross Arena in Rochester. Toronto goalie Bob Watson earns Championship Game MVP honors with his 40 saves.

**6-9-03:** The League announces the sale and relocation of the Albany Attack franchise to the city of San Jose, California. The franchise will play its home games at the HP Pavilion. The team will be owned and operated by a partnership consisting of two entities: Silicon Valley Sports and Entertainment, the marketing and business arm of the San Jose Sharks of the National Hockey League; the second partnership is a group of investors, lead by John Bergsma and Peter Wendell. The new team marks the League's first United States team on the west coast of the United States.

**7-24-03:** The League announces the sale and relocation of the New Jersey Storm to Anaheim, California. Home games will be played at the Arrowhead Pond of Anaheim. The team will be operated by the management and staff of the Arrowhead Pond. The new Anaheim team gives the league a presence in the second largest population and television market in the United States.

**7-30-03:** The League grants a one-year suspension of operations to the Ottawa Rebel franchise. The Ottawa players are dispersed to the other eleven teams via Dispersal Draft. The Anaheim, California franchise selects veteran goaltender Matt Disher with the first selection in the Dispersal Draft.

**8-11-03:** The League awards the 2004 All-Star Game to the city of Denver. The Colorado Mammoth and Pepsi Center are designated as the host team and arena for the All-Star Game, to be played on February 22nd, 2004.

**8-22-03:** The League grants a one-year suspension of operations to the New York Saints franchise. The Saints players are declared free agents. The team played its games at the Nassau Coliseum on Long Island.

**8-28-03:** The League announces the sale and relocation of the Columbus Landsharks to the city of Phoenix, Arizona. The Arizona team will be partially owned and operated by the Phoenix Coyotes of the National Hockey League. The team will join the Coyotes in playing at the brand new Glendale Arena, located in suburban Phoenix.

## PRO LACROSSE TIMELINE

**9-8-03:** A new divisional format is announced for the regular season. The first ever Western Division will consist of Anaheim, Arizona, Calgary, Colorado, San Jose and Vancouver. The East will consist of Buffalo, Philadelphia, Rochester and Toronto. The top three teams in each division shall earn playoff berths, with the division champions receiving byes. The second and third place finishers shall face each other in the opening round with the winners facing their respective division champions in the semi-final round. The semi-final winners shall meet in the 2004 Champion's Cup Final with the higher seed hosting.

**9-10-03:** The Score network becomes the league's new national broadcast partner in Canada. The Score will consist of fifteen live regular season game broadcasts, spread across a "Game of the Week" format. The Score will also carry the 2002-2003 All-Star Game and Playoffs, including the Championship's Cup Game in April of 2003.

**9-16-03:** Bay Area Lacrosse introduces the name and logo of the San Jose Stealth.

**9-17-03:** Anaheim Lacrosse announces that the team will retain the same Storm logo and colors as used in their previous two seasons in New Jersey.

**10-25-03:** The 2003 Entry Draft is held at the Westin Harbour Castle in Toronto. The Vancouver Ravens use the first selection to draft Mark Miyashita from Canisius College.

**11-15-03:** Arizona Lacrosse introduces the name and logo of the Arizona Sting

**12-17-03:** League announces a new partnership with Fox Sports Net to broadcast NLL games to over 50 million homes during the 2003-04 season.

**12-18-03:** Toronto Rock forward Kevin Finneran announced his retirement from the National Lacrosse League after 13 seasons. Coined as the "Iron Man", Finneran holds the record for most consecutive indoor lacrosse games played in league history (138). In his career he accumulated 644 points on 262 goals and 382 assists.

**12-22-03:** The National Lacrosse League announces a return to the YES Network (Yankees Entertainment and Sports Network) for the 2003-04 season. The YES Network will carry eight regular season games with an emphasis on the league's two New York teams, the Buffalo Bandits and the Rochester Knighthawks.

**12-26-2003:** The Arizona Sting play their inaugural game at the Glendale Arena against the Vancouver Ravens. The Sting defeated the Ravens 16-12. The Vancouver-Arizona game was part of the Grand Opening Weekend of the Arena, which also serves as home of the Phoenix Coyotes of the National Hockey League.

### -2004-

**1-10-2004:** The Arizona Sting defeated the Anaheim Storm in triple-overtime, 19-18, in front of 6,476 fans at the Arrowhead Pond in the NLL's first ever regular season game in Southern California. The game marked the first time an NLL game was decided in triple overtime.

**1-10-04:** The San Jose Stealth played their inaugural home opener. The Stealth defeated Colorado by score of 13-12 in front of 8,137 fans at HP Pavilion in San Jose. The Stealth went on to post a regular season home record of 7-1 in their inaugural season.

**1-30-04:** The Colorado Mammoth host a sellout crowd of 18,305 at Pepsi Center in a 14-13 loss to the Calgary Roughnecks. The Mammoth went on to record five sellout crowds on the season.

**2-22-04:** The 2004 All-Star Game was played in front of 16,742 fans at Pepsi Center in Denver, home of the Colorado Mammoth. The crowd was the largest All-Star Game crowd in league history. The East Division All-Stars defeated the West Division All-Stars by a score of 19-15.

**2-29-04:** Calgary Roughnecks goaltender Curtis Palidwor ties the goals against record for a single regular season game by holding the Arizona Sting to four goals in a 14-4 win. It was the eighth time in league history that a team was held to four goals.

**3-6-04:** Arizona Sting goaltender Mike Miron ties the goals against record for a single regular season game by holding the Rochester Knighthawks to four goals in a 14-4 win. Miron tied the record only one week after Curtis Palidwor of the Roughnecks tied the same record against the Sting. It is the ninth time in league history that a team was held to four goals.

**3-25-04:** Gary Gait became the first player in league history to reach 1,000 career points. Gait scored six goals and added two assists for eight points to reach the milestone in an 18-6 victory over the San Jose Stealth in front of a sellout crowd of 18,305 at Pepsi Center in Denver.

**5-6-04:** Jim Veltman of the Toronto Rock was named the league MVP for the 2003-04 season. The award was Veltman's first league MVP award. Veltman totaled 12 goals and 53 assists for 65 points and led that league in loose balls for the twelfth time with 179. He has led the league in loose balls for each of his twelve seasons played.

**5-7-04:** The Calgary Roughnecks won their first ever Champion's Cup by defeating the Buffalo Bandits 14-11 at Pengrowth Saddledome in Calgary. The game was played in front of 19,289 fans. The sellout crowd is the largest in Roughnecks history and the second high single game attendance total in NLL history.

**8-10-04:** The league announces the placement of a franchise in Minnesota. The new team will be owned and operated by Minnesota Sports and Entertainment, owners of the Minnesota Wild of the National Hockey League. The Minnesota team will enter the league for the 2005 season and play its home games at the Xcel Energy Center in St. Paul.

**10-01-04:** The National Lacrosse League reached a new three-year Collective Bargaining Agreement with the Professional Lacrosse Player's Association (PLPA). The agreement covers the league's 2005, 2006 and 2007 seasons.

**10-25-04:** Minnesota Lacrosse introduces the name and logo of the Minnesota Swarm.

**12-11-04:** A new pre-season attendance record is set as 14,084 fans come to the Xcel Energy Center in St. Paul for the first home exhibition game of the expansion Minnesota Swarm. The game marks the first professional lacrosse game ever played in the state of Minnesota. The Swarm lose to Colorado by a score of 16-6.

### -2005-

**1-1-05:** The Minnesota Swarm defeated the Rochester Knighthawks, 12-11, in front of 8,532 fans at the Blue Cross Arena in Rochester, to open the 2005 season. The expansion Swarm became only the third expansion team to win their inaugural game.

**1-30-05:** The league announced a historic television agreement with NBC Sports that would bring the game of lacrosse to network television for the first time in history of the sport. The announcement was made by Ken Schanzer, President, NBC Sports and NLL Commissioner Jim Jennings. NBC would provide live broadcasts of the NLL All-Star Game and Champion's Cup Final.

**2-1-05:** The league announced a weekly television broadcast schedule in the United States for the remainder of the 2005 season. The league would broadcast the "NLL Game of the Week" into millions of homes each week through its new broadcast partnerships with the America One Television Network and a host of regional sports networks across the country, including Cox Sports Television and Comcast stations across the country.

**2-2-05:** The league announced that the 2005 All-Star Game and Champion's Cup Final would each air on the CNBC Europe and CNBC Asia networks. The two networks, members of the NBC Universal family of stations, reach a combined 50 million homes throughout Europe and Asia.

**2-11-05:** Buffalo Bandits forward John Tavares tallied his 500th career assist in a 20-9 win over the Anaheim Storm as part of an eleven point performance (2G, 9A) that evening. The veteran forward was the first player to ever tally 500 career assists in league history.

**2-19-05:** Buffalo Bandits forward John Tavares reached another career milestone tallying his 1,000th career point in an 11-7 win over the Rochester Knighthawks. Tavares scored seven points on the evening (3 goals, 4 assists) and became just the second ever player to reach the 1,000 career point milestone. He reached the milestone in his 154th career regular season game, three games quicker than the only other player to reach the milestone, Colorado Mammoth forward Gary Gait. Gait tallied his 1,000th point on March 26, 2004 in his 157th career regular season game.

**2-23-05:** The league announced the television broadcast team for the 2005 All-Star Game, on NBC. Veteran National Hockey League announcer Mike "Doc" Emrick would handle the play-by-play, while Brian Shannah from the Score would serve as the color analyst. NBC's Mark Morgan would be the sideline reporter.

**2-26-05:** The National Lacrosse League All-Star Game aired live on NBC at 2pm Eastern. The game became the first live broadcast of lacrosse on national U.S. network television. The game was also televised in Canada on The Score, and internationally via CNBC International, CNBC Asia and on Armed Forces Network. The East Division (Buffalo, Minnesota, Philadelphia, Rochester, Toronto) defeated the West Division (Anaheim, Arizona, Calgary, Colorado, San Jose) 11-10 in overtime in front of 11,511 fans at Pengrowth Saddledome in Calgary.

**3-11-05:** Buffalo Bandits veteran forward John Tavares scored his 500th career goal and was just the second ever player to reach the milestone. Tavares netted five goals on the evening and added five assists for ten points in a 23-16 victory over the Minnesota Swarm. After reaching the 500 goals mark, Tavares became the first ever player to reach all three major career milestones - 500 goals, 500 assists, and 1,000 points.

**3-14-05:** The NLL announced an agreement with Bell Express Vu, Canada's leading direct-to-home satellite television company to broadcast games to out-of-market fans on its pay-per-view channels to regions of Canada that are outside of the regional broadcast territories.

**3-24-05:** Legendary lacrosse superstars and twin brothers Paul and Gary Gait were reunited when Paul ended his retirement signing with the Colorado Mammoth. Paul Gait would join his brother, Mammoth captain Gary, for the remaining four games of the regular season and the team's playoff run. He would make his Mammoth debut on April 1 at Minnesota and then returned to Denver for the team's final regular-season home game on April 2 against the Anaheim Storm at Pepsi Center.





## PRO LACROSSE TIMELINE

**3-31-05:** Veteran Philadelphia Wings forward and all-time franchise scoring leader Tom "Hollywood" Marechek announced he would retire at the end of the 2005 season after 12 seasons in the league, all with the Wings.

**4-11-05:** The league awarded its 2006 All-Star Game to the Toronto Rock, at the Air Canada Centre on Saturday, February 25th, 2006 and the 2006 All-Star Game logo was unveiled.

**4-15-05:** NLL greets and twin brothers Gary and Paul Gait played their final regular season game in a 13-12 road loss to the Rochester Knighthawks. Gary scored six points (5g, 1a) and Paul scored two points (1g, 1a) in the game.

**4-15-05:** Veteran Philadelphia Wings forward and all-time franchise scoring leader Tom Marechek played his final NLL game in a 14-12 loss to the Minnesota Swarm and had five points (3g, 2a) in the contest. He retired from the NLL after twelve seasons all with the Wings and as the league's third all-time leading scorer with 773 career points, as the league's fourth all-time goal scorer with 399, and as the league's fourth all-time assists leader with 373.

**4-25-05:** The Arizona Sting defeat the Colorado Mammoth 16-13 in the franchise's first ever playoff game. The Sting would go on to advance to their first ever appearance in the Champion's Cup Final against the Toronto Rock. Colorado Mammoth veteran forwards Gary and Paul Gait played their final NLL game in the loss to the Sting. Gary scored five points (1g, 4a) and Paul scored a goal in the loss.

**5-6-05:** The league awards a franchise to the city of Edmonton, Alberta to begin play in the 2006 season. The Edmonton franchise plays its home games at Rexall Place, also the home arena of the Edmonton Oilers of the National Hockey League.

**5-11-05:** The league awards a franchise to the City of Portland, Oregon to begin play in the 2006 season. Portland will play their home games at the Global Spectrum-managed Rose Garden home of the NBA's Trail Blazers.

**5-12-05:** Colin Doyle of the Toronto Rock was named the league's Most Valuable Player for the 2005 season. The award was Doyle's first league MVP award. Doyle led the league in scoring during the regular season with 111 points on 42 goals and 69 assists.

**5-14-05:** The 2005 Edge NLL Championship Game is played in front of an NLL record 19,432 fans at the Air Canada Centre in Toronto and in front of a national network television audience in the US on NBC and in Canada on the Score. The Toronto Rock defeated the Arizona Sting 19-13 capturing their fifth title in seven seasons. Colin Doyle was named MVP of the game after leading the Rock with five goals and three assists.

**5-15-05:** Legendary coach Les Bartley passes away after an 18 month battle with colon cancer. Bartley served as Head Coach and General Manager of the Toronto Rock between 1999 and 2003. He posted a 51-19 regular season record and 9-1 post-season record in five seasons. He also led the team to a 37-5 regular season home record in the same time. Bartley began his coaching career in 1991 and would go on to lead his teams to eleven Championship games, winning seven League Championships. Four of those seven were with the Rock; back-to-back titles in 1999/2000 and 2002/2003. Prior to coming to Toronto, Bartley coached the Bandits to titles in 1992, 1993 and 1996.

**5-23-05:** The league announces that the 2005 attendance average was 10,400, a 3% increase over 2004's average of 10,088.

**6-3-05:** The NLL announces that the league will consist of eleven teams for the 2006 season. The eleven-team league will include expansion teams in Edmonton, Alberta and Portland, Oregon. The league announces that Anaheim Storm lacrosse club has suspended operations.

**6-9-05:** The expansion Edmonton team announces the team name to be the Edmonton Rush.

**6-15-05:** The league announces the divisional alignments and an expanded Champion's Cup Playoffs format for the 2006 season. The league continues playing with two divisions, the East (Buffalo, Minnesota, Philadelphia, Rochester, Toronto) and West (Arizona, Calgary, Colorado, Edmonton, Portland, San Jose). The divisional alignments were expanded so the top four teams in each division will advance to the playoffs.

**6-16-05:** The league announces the establishment of the National Lacrosse League Hall of Fame. The Hall of Fame opens with five charter members who have made immeasurable contributions to the league and the sport of lacrosse. The five charter members are league founders Russ Cline and Chris Fritz; legendary lacrosse stars Gary Gait and Paul Gait, and the late Les Bartley, the winningest coach in league history.

**6-21-05:** The Colorado Mammoth announce Hall of Fame forward Gary Gait as Head Coach.

**7-12-05:** The expansion Portland team announces the team name to be the Portland LumberJax and unveils the team logo and colors.

**8-29-05:** The 2005 NLL Entry Draft is held at Rexall Place in Edmonton, home of the Edmonton Rush. The Portland LumberJax selected Georgetown University graduate Brodie Merrill with the first overall selection.

**11-14-05:** The NLL unveils a special logo commemorating the league's 20th season.

**11-15-05:** The NLL and Reebok announce a multi-year exclusive partnership in which all NLL players will use Reebok equipment and will be exclusively outfitted in the brand's footwear and apparel. The partnership makes the brand the official equipment, uniform and footwear provider of the league. The agreement makes Reebok the exclusive licensee of official NLL apparel including authentic and replica jerseys, caps, shirts and additional clothing.

**12-30-05:** The league's 20th season begins as the Colorado Mammoth host the Philadelphia Wings at Pepsi Center in Denver, Colorado. The Wings went on to defeat the Mammoth 13-11 in the contest. The game also marked Hall of Fame player Gary Gait's first game as a coach in the league, serving as Colorado Mammoth Head Coach. Prior to the game, the Mammoth retired Gait's #22 jersey.

### —2006—

**1-6-06:** The Edmonton Rush play their inaugural game and home opener in front of 11,385 fans at Rexall Place in Edmonton, Alberta. The Rush lost 10-9 in overtime to the San Jose Stealth. The game was only the second time in league history that an expansion team forced overtime in their inaugural game.

**1-13-06:** The Portland LumberJax play their inaugural game on the road against the Arizona Sting. The LumberJax fell 12-7 to the Sting.

**1-21-06:** The Portland LumberJax win their inaugural home game 12-11 over the Colorado Mammoth at Rose Garden in Portland, Oregon in front of 9,916 fans.

**2-5-06:** Toronto Rock veteran and team captain Jim "Scoop" Veltman collected his 2,000th loose ball in a 14-10 win over the Calgary Roughnecks. Veltman is the first player in league history to reach the milestone.

**2-16-06:** The NLL announces it has awarded a franchise to the city of Chicago for the 2007 season. The Chicago team becomes the league's twelfth franchise, and it will play its home games at the Sears Centre, a brand new, state-of-the-art, indoor arena in Hoffman Estates, a northwest suburb of Chicago.

**2-18-06:** Buffalo Bandits veteran forward John Tavares tied the NLL All-Time Career Points record held by Gary Gait at 1,091 points. Tavares scored the historic point at 8:02 into the third period on an assist to Cory Bomberry in a 14-9 win over the Minnesota Swarm.

**2-23-06:** The Inaugural Class of the National Lacrosse League Hall of Fame was officially inducted into the Hall of Fame. The ceremony was held in Toronto, Ontario as part of the 2006 Hall of Fame and All-Star Game weekend. League founders Russ Cline and Chris Fritz, legendary players Paul and Gary Gait, and the late Les Bartley, the winningest coach in league history, were all enshrined as the first members of the National Lacrosse League Hall of Fame.

**2-24-06:** The Toronto Rock host the Philadelphia Wings in the inaugural Hall of Fame Game, a regular season game played in honor of the first class of the NLL Hall of Fame. The Rock defeated the Wings 12-11 in overtime in front of 16,164 fans at Air Canada Centre.

**2-25-06:** The 2006 National Lacrosse League All-Star Game was held at the Air Canada Centre in Toronto, Ontario, home of the Toronto Rock. The West Division (Arizona Sting, Calgary Roughnecks, Colorado Mammoth, Edmonton Rush, Portland LumberJax, San Jose Stealth) defeated the East Division (Buffalo Bandits, Minnesota Swarm, Philadelphia Wings, Rochester Knighthawks, Toronto Rock) by a score of 14-13 in front of 15,924 fans. Calgary Roughnecks forward Lewis Ratcliff scored the game winning goal with 4.4 seconds remaining. Ratcliff was named the Game MVP.

**3-4-06:** Buffalo Bandits veteran forward John Tavares broke the all-time career points record passing Gary Gait (1,091 points). Tavares scored the record breaking 1,092nd point of his career on an assist to Mark Steenhuis at 11:57 into the second quarter against the Minnesota Swarm. Tavares dished a pass to Steenhuis on the power play, and Steenhuis scored a goal past Minnesota Swarm goaltender Matt Disher.

**4-15-06:** The Portland LumberJax defeated the Minnesota Swarm 13-8 to complete an 11-5 regular season record and winning the West Division regular season title. The LumberJax became the first expansion team in league history to win a regular season title.

**4-28-06:** The National Lacrosse League sets a new attendance record as more than 1 million fans attend NLL games during the 2006 season. The NLL reached the milestone for the first time in the league's 20-year existence hitting the one million mark at the West Division final playoff game between the Colorado Mammoth and Arizona Sting at Pepsi Center.

**5-8-06:** Portland LumberJax Managing Partner Angela Batinovich is named the NLL's Executive of the Year for the 2006 season for successfully introducing the sport of professional lacrosse to Portland and the Pacific Northwest. Batinovich, 25, becomes the league's first female recipient of the award, and the youngest ever recipient of the award.

**5-11-06:** Buffalo Bandits goaltender Steve Dietrich wins the NLL's 2006 Jet Blue Most Valuable Player award. Dietrich becomes the first goaltender in league history to win season MVP honors. Dietrich led the Bandits to an 11-5 record and to the top overall seed in the 2006 playoffs.

**5-13-06:** The Colorado Mammoth defeat the Buffalo Bandits 16-9 in front of 16,104 fans at HSBC Arena in Buffalo to secure the first championship Colorado Mammoth history. Mammoth forward Gavin Prout is named game MVP scoring four goals and adding three assists for seven points in the win.



## PRO LACROSSE TIMELINE

**5-13-06:** The National Lacrosse League finishes its 20th season by setting an all-time single season attendance mark, reaching a total of 1,037,147 fans for the 2006 season, including 88 regular season games, six playoff games, the 2006 All-Star Game in Toronto, and the 2006 RBK NLL Championship Game presented by Edge Active Care. The league season average attendance was 10,804.

**6-12-06:** The National Lacrosse League and OLN announce a historic partnership bringing the NLL to live national television every week throughout the 2007 season. The telecasts will air primarily in primetime on Saturday nights, starting in January and running through mid-April on OLN, which, as of September of 2006 will be known as VERSUS.

**7-11-06:** The National Lacrosse League announces the awarding of a franchise to New York City for the 2007 season. The official announcement was made during a press conference at East River Park in Manhattan by the honorable Michael Bloomberg, Mayor of New York City and National Lacrosse League Commissioner Jim Jennings. The New York team becomes the league's thirteenth franchise and will play its games at Madison Square Garden.

**7-18-06:** The NLL awards the 2007 All-Star Game to the Portland LumberJax, who will host the contest at Rose Garden on Saturday, March 10th at 10PM Eastern/7 PM Pacific. The announcement was made at Portland City Hall, by NLL Commissioner Jim Jennings, LumberJax Managing Partner Angela Batinovich and Portland Mayor Tom Potter. The league also announced a live national telecast of the 2007 All-Star Game on OLN, which will be changing its name to Versus in September 2006. Versus will telecast NLL games weekly throughout the league's 2007 regular season.

**9-13-06:** The expansion New York franchise announces the team name to be the "New York Titans". The team also unveiled its logo, website and inaugural season schedule. The team will play four home games at Madison Square Garden and four home games at Nassau Coliseum.

**9-13-06:** The 2006 NLL Entry Draft is held at the Theater Lobby at Madison Square Garden in New York City. Ryan Benesch is taken with the first overall selection by the San Jose Stealth.

### -2007-

**1-6-07:** The expansion Chicago Shamrox and expansion New York Titans each play their inaugural game as the Shamrox hosted the Titans at Sears Centre in Illinois. Chicago defeated New York 15-12.

**1-20-07:** The expansion New York Titans play their home opener at Madison Square Garden in the first ever professional lacrosse game at the World's Most Famous Arena. The Titans defeated the expansion Chicago Shamrox 11-9 in front of 13,127 fans.

**1-27-07:** Rochester Knighthawks veteran forward John Grant sets an NLL single game points record. Grant broke out with 15 points on nine goals and six assists in Rochester's 22-18 win over the New York Titans.

**2-1-07:** The NLL & SIRIUS Satellite Radio sign a multi-year broadcasting agreement that makes SIRIUS the exclusive Official Satellite Radio Partner of the NLL. SIRIUS also debuted a weekly one-hour show later in the 2007 season featuring highlights, news and analysis.

**2-16-07:** The NLL inducts the second class into the National Lacrosse League Hall of Fame at a ceremony at the Racquet Club in Philadelphia. Darris Kilgour (Buffalo Bandits), Tom Marechek (Philadelphia Wings) and Mike French (Philadelphia Wings) are officially inducted into the hall. Tom Borrelli (Buffalo News) was officially recognized by the Hall of Fame, becoming the first member of the National Lacrosse League media to be recognized with the honor.

**2-17-07:** The Buffalo Bandits defeat the Philadelphia Wings 12-8 at Wachovia Center in Philadelphia in the second ever National Lacrosse League Hall of Fame Game.

**3-10-07:** The Eastern Division defeats the Western Division 20-16 in front of 12,856 fans at Rose Garden in Portland, Oregon, home of the Portland LumberJax, in the 2007 National Lacrosse League All-Star Game. Buffalo Bandits forward Mark Steenhuis was named the game's Most Valuable Player, becoming the first player in NLL history to win two All-Star Game MVP honors. Steenhuis also won the award in 2004.

**3-12-07:** The National Lacrosse League awards its 2008 All-Star Game to the Edmonton Rush, who will host the contest at Rexall Place on Sunday, March 16, 2008.

**3-31-07:** The NLL reaches a milestone as the league plays its 1,000th regular season game. The Minnesota Swarm hosted the Colorado Mammoth at Xcel Energy Center in Minneapolis/St Paul in the historic game. The Mammoth beat the Swarm 11-9.

**5-9-07:** The league announced it has awarded a franchise to the city of Boston. The Boston team becomes the league's fourteenth franchise, and will play its home games at TD Banknorth Garden, the home arena of the NHL's Boston Bruins and the NBA's Boston Celtics. The team also announced that former Philadelphia Wings player Tom Ryan will be Head Coach. The expansion Boston team will begin play in January of 2009.

**5-12-07:** The Rochester Knighthawks defeated the Arizona Sting, 13-11, in the 2007 NLL Championship presented by Edge Active Care at Jobing.com Arena. John Grant was named Championship Game MVP with a three goal, five assist performance. The victory marks the first time Rochester has won the title since 1997.

**5-12-07:** The Rochester Knighthawks defeated the Arizona Sting, 13-11, in the 2007 NLL Championship presented by Edge Active Care at Jobing.com Arena. John Grant was named Championship Game MVP with a three goal, five assist performance. The victory marks the first time Rochester has won the title since 1997.

**9-01-07:** The 2007 NLL Entry Draft is held at Pepsi Center in Denver. Jordan Hall is selected first overall by the New York Titans.

**10-05-07:** The league's new Boston team which will begin play in 2009 unveils their name -- the Blazers -- and logo at a press conference at TD Banknorth Garden.

**10-25-07:** The NLL reaches a new seven-year agreement with the players' union.

### -2008-

**1-19-08:** John Tavares breaks Gary Gait's all-time goal scoring record. Tavares, who had already captured the all-time points and assists records, notched his record-breaking 597th career goal in the third quarter of Buffalo's 17-13 victory over New York.

**2-28-08:** The league honors its newest members of the NLL Hall of Fame. The 2008 class consisted of three inductees: Johnny Mouradian, Tony Resch and Sal LoCascio. The league also recognized Neil Stevens, the second member of the media to be recognized by the Hall of Fame.

**4-12-08:** Despite seeing his team lose 15-14 to Minnesota, Philadelphia Forward Athan Iannucci breaks Gary Gait's single season scoring record of 61 goals. His three goals on the night increased his total to 63, and he went on to finish the season with 71 goals.

**5-17-08:** The Buffalo Bandits defeated the Portland Lumberjax by the score of 14-13 in the 2008 Edge NLL Championship game at HSBC Arena. The event, which aired nationally on ESPN2, drew a sellout crowd of 18,690 fans. Mark Steenhuis captured the game's MVP honors with five goals and one assist.

**9-7-08:** The expansion Boston Blazers choose Darryl Veltman with the first overall pick in the 2008 entry draft, held in Boston, MA.

**10-14-08:** All-time great Gary Gait comes out of retirement to play for the Rochester Knighthawks. Gait's rights were acquired in a trade with the Colorado Mammoth.

**11-20-08:** Tom Borrelli, the first media member recognized by the NLL Hall of Fame, passes away at the age of 51. A reporter for the Buffalo News, Borrelli died from complications suffered in an accident while covering a high school football game in Buffalo on November 8th.

**11-25-08:** The league announces the addition of instant replay for officials to review disputed goals and crease violations during games.

### -2009-

**1-10-09:** George Daniel is appointed Commissioner of the National Lacrosse League.

**1-17-09:** The expansion Boston Blazers play their first home game at TD Banknorth Garden. The Blazers fall to the Titans, 13-9, in front of 9,313 fans.

**2-14-09:** Buffalo Bandits transition player Mark Steenhuis sets two single-game records in Buffalo's 25-10 victory over the Toronto Rock at HSBC Arena. Steenhuis recorded 13 assists to break the previous mark of 11 held by Derek Malawsky and added four goals to finish the contest with 17 points, breaking the previous single-game points record of 15 held by John Grant.

**3-5-09:** Dallas Eliuk and Jim Veltman are inducted into the NLL Hall of Fame at a ceremony in Denver. Eliuk was a legendary goaltender, while Veltman was a team captain and picked up more loose balls than any player in league history.

**5-15-09:** Calgary wins its second championship, defeating New York 12-10 in front of 13,042 at Pengrowth Saddledome. Josh Sanderson was named Championship Game MVP, finishing with two goals and three assists.

**8-11-09:** The Titans relocate from New York to Orlando. The Orlando Titans will play home games at Amway Arena.

### -2010-

**2-20-10:** The Boston Blazers defeated the Orlando Titans 12-11 at Amway Arena in the longest game in league history. Blazers forward Sean Morris scored the game winner 16:06 into overtime.

**3-12-10:** The Buffalo Bandits defeated the Toronto Rock, 11-10 in overtime. With the win, Buffalo Bandits Head Coach Darris Kilgour passes Les Bartley for most regular season wins all-time with 94. Kilgour finished the season with 98.

**4-27-10:** The first NLL video game in nearly a decade was released as "NLL Lacrosse 2010 presented by Reebok Lacrosse" became available for the Xbox 360 platform. The game would go on to be named "Best Indie Sports Game of the Year" by a leading video gaming website.





## PRO LACROSSE TIMELINE

**5-15-10:** The Washington Stealth defeated the Toronto Rock 15-11 in the NLL Championship game at Comcast Arena in front of a sellout crowd of 8,609. Lewis Ratcliff was awarded the Reebok Championship game MVP with five goals. Stealth forward Rhys Duch tied the records for most assists (8) and most points (11) in Championship Game history.

**9-8-10:** The 2010 NLL Entry Draft is held at the Westin Harbour Castle in Toronto. Cody Jamieson is selected first overall by the Rochester Knighthawks.

**9-9-10:** The NLL inducts Rich Kilgour, Dan Stroup, and John Tucker into the National Lacrosse League Hall of Fame. The ceremony also took place at the Westin Harbour Castle in Toronto.

### -2011-

**1-8-11:** The league begins its 25th Anniversary season with all teams in action.

**2-19-11:** John Tavares becomes the first player in league history to reach 1,500 career regular season points. The league's all-time goals and assists leader reached the milestone with an assist on a goal scored by Brendan Thenhaus in the first quarter of a Buffalo Bandits home game against the Philadelphia Wings.

**5-12-11:** Calgary Roughnecks transition player Jeff Shattler wins the Most Valuable Player Award for the 2011 season. Shattler becomes the first transition player and the first player in Roughnecks franchise history to win the MVP award.

**5-15-11:** The league's 25th Anniversary Season concludes in thrilling fashion, as the Toronto Rock & Washington Stealth meet in the Championship Game for the second consecutive year. Playing his final game before retirement, Rock goaltender Bob Watson makes 46 saves and is named Championship Game MVP as Toronto holds off Washington 8-7 before a crowd of 14,488 fans at Air Canada Centre. The game airs live across North America on VERSUS & TSN.

**9-20-11:** Bob Watson is inducted into the NLL Hall of Fame, the lone member of the Class of 2011. The Toronto goaltender and six-time champion wins induction in his first year of eligibility.

**9-21-11:** At the 2011 Entry Draft, the Philadelphia Wings select Kevin Crowley of Stony Brook University with the first overall selection.

**11-14-11:** The league and CBS Sports Network announce a two-year broadcast partnership for regular season and playoff games to air live and in primetime on Saturday nights.

### -2012-

**1-21-12:** Colorado Mammoth forward John Grant, Jr. becomes the fifth player in NLL history to record 1,000 career points with an assist on the game-winning goal in a 13-12 overtime win over the Calgary Roughnecks.

**1-27-12:** Toronto Rock captain Colin Doyle ties Steve Toll for the NLL ironman record by playing his 188th consecutive game. Doyle's streak was snapped the following week and surpassed by Shawn Williams later in the season.

**2-25-12:** The 2012 NLL All-Star Game is held in Buffalo, NY for the first time at First Niagara Center, home of the Buffalo Bandits. The West All-Stars defeated the East by a score of 20-18 in front of 13,466 fans while Calgary's Geoff Snider was named ASG MVP.

**3-2-12:** Colorado Mammoth forward John Grant, Jr. becomes just the third player in NLL history to score 500 career goals, joining Gary Gait and John Tavares.

**3-10-12:** Edmonton Rush forward Shawn Williams becomes just the sixth player in league history to record 1,000 career points, joining Gary Gait, John Tavares, Colin Doyle, Josh Sanderson and John Grant, Jr.

**3-17-12:** Edmonton Rush forward Shawn Williams passes Colin Doyle and Steve Toll to set the new NLL record for consecutive games played with his 189th consecutive game. Williams finished the season with an active ironman streak of 196 games.

**3-31-12:** Toronto Rock forward Garrett Billings becomes the first player in NLL history to record a point on each of his team's goals (minimum 10 goals) after recording 15 points (4+11) in Toronto's 15-9 win over the Buffalo Bandits.

**4-7-12:** The NLL makes its debut on CBS Sports Network with a live telecast of the Buffalo Bandits 17-7 win over the Philadelphia Wings in Buffalo.

**4-28-12:** Two significant NLL records were broken on the same night. Colorado Mammoth forward John Grant, Jr. set the single-season scoring record with his 116th point of the season on his league-high 50th goal to surpass the 115 points recorded by John Tavares in 2001. Toronto's Garrett Billings set the new single-season assist record with his 82nd assist of year, surpassing Philadelphia's Dan Dawson, who finished 2012 with 78 assists. Both players broke Dawson's previous record of 74 assists shared with Josh Sanderson, both set in 2009.

**5-19-12:** The Rochester Knighthawks defeated the Edmonton Rush at home by a score of 9-6 in the 2012 NLL Championship Game at Blue Cross Arena. Knighthawks forward Cody Jamieson was named game MVP after recording four goals and four assists. The game marked the fifth different NLL team to win the championship over the last five years and the fifth consecutive year in which the home team won the title.

**10-1-12:** At the 2012 NLL Entry Draft, the Edmonton Rush selected Mark Matthews from the University of Denver with the first overall pick. With the second, third and fourth overall selections in the first round, the Minnesota Swarm became the first team in NLL history to hold three of the first four draft picks.

**10-2-12:** Steve Dietrich is inducted into the NLL Hall of Fame as the lone member of the Class of 2012. The 18-year veteran goaltender won a championship with Rochester in 1997 and became the first goalie in NLL history to be named league MVP in 2006.

**11-12-12:** The NLL, in partnership with The Lacrosse Network, announces that the league's online game broadcasts will air live on YouTube during the 2013 season.

### -2013-

**1-5-13:** The 2013 season, the 27th year of professional indoor lacrosse, begins with the Washington Stealth hosting the defending champion Rochester Knighthawks.

**1-26-13:** Buffalo Bandits forward Shawn Williams plays in his 200th consecutive game. The NLL's ironman finished the 2013 season with an active streak of 212 straight games played.

**3-30-13:** Colorado Mammoth forward John Grant, Jr. surpasses Gary Gait (1,165) to move into third on the league's all-time scoring list behind John Tavares and Colin Doyle.

**4-20-13:** The playoff race concludes in thrilling fashion with a record crowd of 19,070 at sold-out First Niagara Center for the regular season finale between the Buffalo Bandits and Rochester Knighthawks. Rochester goaltender Matt Vinc passes Rob Blasdel (644) to set the new NLL single-season saves record (662). The 12-11 overtime win by the Calgary Roughnecks over the Edmonton Rush in the finale marked the fifth-longest game in NLL history (70:05). One of the most competitive regular seasons in league history, 22 of the 72 games were decided by just one goal (30%).

**5-9-13:** Calgary Roughnecks forward Shawn Evans wins the Most Valuable Player award for the 2013 season. Evans lead the league with 112 points, tied for fifth-most in league history, while his 80 assists were the second-most in NLL single-season history.

**5-11-13:** The Rochester Knighthawks defeat the Washington Stealth in the 2013 NLL Championship Game by a score of 11-10 before a sold-out crowd at Langley Events Centre in British Columbia. The contest, which aired live on CBS Sports Network, marked 12th title game in league's 27-year history decided by just one goal. Knighthawks become just the sixth team to win back-to-back championships and the first team in a decade to do so. Rochester's Cody Jamieson wins second Championship Game MVP award, becomes sixth player to accomplish the feat and only the second to do it consecutively.

**8-2-13:** NLL returns to British Columbia as the Stealth franchise relocates from its previous home in Everett, Washington to the Langley, B.C. The Vancouver Stealth will begin play at Langley Events Centre during the 2014 NLL season.

**8-23-13:** First-ever Jr. NLL Tournament takes place at Toronto Rock Athletic Centre in Oakville, Ont. with six of the league's nine teams represented by youth teams during the weekend-long event.

**9-16-13:** 2013 NLL Entry Draft at Toronto Rock Athletic Centre is broadcast live on The Lacrosse Network. The Minnesota Swarm selected Logan Schuss from Ohio State University with the first overall pick, in addition to three more first-round picks, while a total of 55 players were drafted.

**10-22-13:** League reaches accord with PLPA for new seven-year collective bargaining agreement through the 2020 season. Highlights of the CBA included increase to 18-game regular season schedule, expanded playoff format, division realignment and modifications to the free agency system.

**10-24-13:** New Era, the international lifestyle brand rooted in sports, announces the addition of the NLL to its sports headwear collections. The two-year agreement league makes New Era the league's exclusive cap supplier through the 2015 season.

**11-25-13:** NLL announces Under Armour as the league's new exclusive supplier of performance apparel, footwear and equipment starting with the 2014 season through 2016.

**12-5-13:** The NLL announces that the league's online game broadcasts will air live on YouTube via The Lacrosse Network during the 2014 season.

**12-7-13:** Pat O'Toole is inducted into the NLL Hall of Fame as the lone member of the Class of 2013. The goaltender won two championships during his 16-year career and retired in 2010 as the league's all-time saves leader. The 2003 NLL Goaltender of the Year, who spent 12 years with the Rochester Knighthawks, was a two-time All-Pro and won the 1996 Championship Game MVP award with the Buffalo Bandits.

**12-28-13:** 2014 NLL season commences with three Face Off 2014 openers to begin the league's 28th year featuring an 18-game schedule per team for the first time along with an expanded playoff format.



# PRO LACROSSE TIMELINE

## -2014-

**1-11-14:** League officially returns to British Columbia with the Vancouver Stealth hosting the Minnesota Swarm for its home opener at Langley Events Centre. Vancouver earned an 8-5 win for the team's first-ever victory at the LEC.

**2-1-14:** Toronto Rock forward Josh Sanderson surpasses Gary Gait (1,165 points) for fourth on the NLL all-time scoring list. By the end of the season, Sanderson moved into seventh in league history in career goals (419) by passing Paul Gait (410) and Tom Marechek (399).

**2-22-14:** Toronto Rock forward Colin Doyle joined John Tavares, Gary Gait and John Grant, Jr. as just the fourth player in league history to register 500 career goals by scoring against the Minnesota Swarm.

**3-1-14:** Doyle joined Tavares as just the second player in NLL history to record 1,300 career points. Doyle also recorded his 800th career assist in the same game against the Calgary Roughnecks, joining Tavares as the only other player to reach that plateau as well.

**3-8-14:** Edmonton Rush become the first team in NLL history to start the regular season with nine consecutive wins after a 10-9 victory over the Vancouver Stealth.

**3-20-14:** League announces partnership with Universal Sports Network to broadcast seven NLL games over the remainder of the 2014 regular season. The NLL "Game of the Week" will be showcased live on UniversalSports.com in addition to airing later on Universal Sports Network.

**3-21-14:** Buffalo Bandits forward John Tavares, the league's all-time leader in goals, assists, points and games played, becomes first player in league history to record 1,700 career points with assist at the 9:29 mark of the first quarter against the Edmonton Rush.

**3-23-14:** League-record 185-game point streak dating back to January 2002 ends for Buffalo Bandits forward John Tavares who was held without a point in a game against the Minnesota Swarm. The Buffalo vs. Minnesota game also marked the first game with a scoreless first quarter in the history of the league.

**3-30-14:** Edmonton Rush set new NLL single-season record for consecutive wins by winning their 13th-straight game, a 13-10 victory over the Toronto Rock, surpassing the 12 straight wins posted by the 2007 Rochester Knighthawks. The Rush won its next game with a 12-11 win over the Colorado Mammoth on April 5 to extend the record to 14 consecutive wins.

**4-5-14:** Buffalo Bandits forward John Tavares scores league-record 800th career goal at the 13:49 mark of the third quarter against the Calgary Roughnecks, continuing historic all-time scoring run in his 23rd season.

**4-11-14:** Historic 14-0 undefeated start by the Edmonton Rush comes to an end with the team's first loss of the season, an 11-9 defeat to the Colorado Mammoth on the road.

**4-12-14:** Edmonton Rush make NLL history with their league-record 15th regular season win after a 15-11 victory over the Calgary Roughnecks. Despite the new 18-game schedule, Edmonton needed only 16 games to set the record.

**4-18-14:** Buffalo Bandits goaltender Anthony Cosmo breaks NLL single-season saves record, surpassing previous record of 662 saves set by Rochester Knighthawks goaltender Matt Vinc in 2013. Cosmo extended the mark by finishing the year with 752 saves.

**4-19-14:** Colorado Mammoth forward John Grant, Jr. joined John Tavares and Gary Gait as just the third player in league history to score 600 goals by scoring in a game against the Minnesota Swarm.

**4-26-14:** The 2014 NLL regular season and playoff race wraps up with five games in Week 18. Edmonton Rush defeat Vancouver Stealth 10-5 on April 25 to finish the season with a record of 16-2, extending the NLL single-season win record to 16 games, en route to the team's first-ever home playoff game.

**5-3-14:** First round of 2014 NLL Playoffs takes place with single-elimination Division Semifinal games. Buffalo Bandits defeat the Toronto Rock to advance to East Division Finals while the Calgary Roughnecks beat the Colorado Mammoth in overtime to move on to West Finals.

**5-17-14:** East and West Division Finals end in thrilling fashion as the Rochester Knighthawks edged the Buffalo Bandits at home in overtime of the Game 3 mini-game while the Calgary Roughnecks upset the Edmonton Rush on the road in the 10-minute Game 3 tiebreaker.

**5-31-14:** Rochester Knighthawks make league history as the first team to win three-straight championships after Champion's Cup Finals series Game 3 win at home at Blue Cross Arena over the Calgary Roughnecks. Down 1-0 in the series after a 10-7 road loss in Game 1, Rochester won Game 2 decisively 16-10 and used a last-minute comeback in the tiebreaker for a 3-2 mini-game win to capture its third-consecutive title. Knighthawks forward Dan Dawson named Cup Finals Most Valuable Player.

**8-29-14:** Second-annual Jr. NLL Tournament, hosted by the Toronto Rock featuring 21 youth teams representing NLL franchises, returned to Toronto Rock Athletic Centre for the second-straight year. The Jr. Knighthawks (Bantam & Midget) and Jr. Rock (PeeWee) teams won championships in their respective age groups during the Labor Day weekend event.

**9-3-14:** Pat Coyle & Chris Hall inducted into NLL Hall of Fame Class of 2014 as the league's 22nd and 23rd members. The former defenseman Coyle played 12 seasons in the league, seven years with the Toronto Rock from 1998-2004 and four years with the Colorado Mammoth from 2005-2008, where he won a combined five championships. Hall served as a head coach in the league for 12 seasons, first with the Calgary Roughnecks from 2002-2007 before finishing his coaching career with the Stealth franchise from 2009-2014. After winning a championship with Calgary in 2004, Hall became just the second coach in NLL history to win the Champion's Cup with two different teams when he led the Stealth to its first-ever title in 2010.

**9-19-14:** New England Black Wolves franchise officially introduced at Mohegan Sun Arena in Uncasville, Connecticut. Mohegan Sun and the Mohegan Tribal Gaming Authority (MTGA) entered into a partnership with the owners of the former Philadelphia Wings franchise on August 6 with approval from the league's Board of Governors for the team to relocate for the 2015 season and beyond.

**9-21-14:** First-ever NLL Season Awards Ceremony takes place in Toronto during NLL Draft weekend. Along with NLL All-Pro and All-Rookie Teams, the league honored three finalists for the 10 awards and announced winners including Most Valuable Player. Rochester Knighthawks forward Cody Jamieson won the 2014 NLL MVP award after leading the league with 108 points. Minnesota Swarm forward Logan Schuss, the first overall pick from the 2013 NLL Draft, was voted as the 2014 NLL Rookie of the Year. Earlier in the offseason, the league announced IL Indoor co-editor Bob Chavez as the Tom Borrelli Award winner (NLL Media Person of the Year) for 2014.

**9-22-14:** The 2014 NLL Draft returns to Toronto Rock Athletic Centre with 55 players drafted during the six-round event in Oakville, Ont. which was highlighted by trades and high-profile selections. Ben McIntosh from Drexel University was taken with the first overall pick by the Edmonton Rush while Denver University's Jeremy Noble (Rochester Knighthawks) and University at Albany's Miles Thompson (Minnesota Swarm) rounded out the top three. The league also announced the expansion of the Champion's Cup Finals to a full best-of-three format for the championship series, effective for the 2015 postseason.

**11-5-14:** League announces New Era as presenting sponsor for NLL Face Off Weekend 2015 set for January 2-3 as the league opens its 29th season with every team in action. Opening weekend features five games starting with the New England Black Wolves hosting the Buffalo Bandits on Friday, Jan. 2 at Mohegan Sun Arena.





## ALL-TIME HONORS AND AWARDS

### LEAGUE MVP

2014	Cody Jamieson, Rochester Knighthawks
2013	Shawn Evans, Calgary Roughnecks
2012	John Grant, Jr., Colorado Mammoth
2011	Jeff Shattler, Calgary Roughnecks
2010	Casey Powell, Orlando Titans
2009	Dan Dawson, Boston Blazers
2008	Athan Iannucci, Philadelphia Wings
2007	John Grant Jr., Rochester Knighthawks
2006	Steve Dietrich, Buffalo Bandits
2005	Colin Doyle, Toronto Rock
2004	Jim Veltman, Toronto Rock
2003	Gary Gait, Colorado Mammoth
2002	Paul Gait, Washington Power
2001	John Tavares, Buffalo Bandits
2000	John Tavares, Buffalo Bandits
1999	Gary Gait, Baltimore Thunder
1998	Gary Gait, Baltimore Thunder
1997	Gary Gait, Philadelphia Wings
1996	Gary Gait, Philadelphia Wings
1995	Gary Gait, Philadelphia Wings
1994	John Tavares, Buffalo Bandits

### DEFENSIVE PLAYER OF THE YEAR

2014	Kyle Rubisch, Edmonton Rush
2013	Kyle Rubisch, Edmonton Rush
2012	Kyle Rubisch, Edmonton Rush
2011	Pat McCready, Rochester Knighthawks
2010	Sandy Chapman, Toronto Rock
2009	Billy Dee Smith, Buffalo Bandits
2008	Ryan Cousins, Minnesota Swarm
2007	Ryan Cousins, Minnesota Swarm
2006	Brodie Merrill, Portland LumberJax
2005	Andrew Turner, Rochester Knighthawks
2004	Cam Woods, San Jose Stealth
	Taylor Wray, Calgary Roughnecks
2003	Jim Moss, Albany Attack
2002	Pat Coyle, Toronto Rock

### GOALTENDER OF THE YEAR

2014	Matt Vinc, Rochester Knighthawks
2013	Matt Vinc, Rochester Knighthawks
2012	Mike Poulin, Calgary Roughnecks
2011	Matt Vinc, Rochester Knighthawks
2010	Matt Vinc, Orlando Titans
2009	Ken Montour, Buffalo Bandits
2008	Bob Watson, Toronto Rock
2007	Anthony Cosmo, Minnesota Swarm
2006	Steve Dietrich, Buffalo Bandits
2005	Steve Dietrich, Buffalo Bandits
2004	Gee Nash, Colorado Mammoth
2003	Pat O'Toole, Rochester Knighthawks
2002	Bob Watson, Toronto Rock

### ROOKIE OF THE YEAR

2014	Logan Schuss, Minnesota Swarm
2013	Mark Matthews, Edmonton Rush
2012	Adam Jones, Colorado Mammoth
2011	Curtis Dickson, Calgary Roughnecks
2010	Stephan LeBlanc, Toronto Rock
2009	Rhys Duch, San Jose Stealth
2008	Craig Point, Minnesota Swarm
2007	Ryan Benesch, Toronto Rock
2006	Brodie Merrill, Portland LumberJax
2005	Ryan Boyle, San Jose Stealth
2004	Taylor Wray, Calgary Roughnecks
2003	Brian Langtry, Colorado Mammoth
2002	Blaine Manning, Toronto Rock
2001	Tracey Kelusky, Columbus Landsharks
2000	John Grant Jr., Rochester Knighthawks
1999	Jesse Hubbard, Baltimore Thunder
1998	Colin Doyle, Ontario Raiders
1997	Jeff Wilfong, Boston Blazers
1996	Darren Fridge, Boston Blazers
1995	Charlie Lockwood, New York Saints
1994	Tom Marechek, Philadelphia Wings
1992	Derek Keenan, Buffalo Bandits
1991	Gary Gait, Detroit Turbos

### SPORTSMANSHIP AWARD

2014	Garrett Billings, Toronto Rock
2013	Garrett Billings, Toronto Rock
2012	Johnny Powless, Rochester Knighthawks
2011	Jordan Hall, Rochester Knighthawks
2010	Shawn Williams, Rochester Knighthawks
2009	Dan Dawson, Boston Blazers
2008	Dan Carey, Colorado Mammoth
2007	Tracey Kelusky, Calgary Roughnecks
2006	Sean Greenhalgh, Philadelphia Wings
2005	Gary Gait, Colorado Mammoth
2004	Gary Gait, Colorado Mammoth
	Peter Lough, Arizona Sting
2003	Chris Driscoll, NY Saints/Toronto Rock
2002	Jim Veltman, Toronto Rock

### TRANSITION PLAYER OF THE YEAR

2014	Jordan MacIntosh, Minnesota Swarm
2013	Jordan MacIntosh, Minnesota Swarm
2012	Andrew Sutor, Minnesota Swarm
2011	Jeff Shattler, Calgary Roughnecks
2010	Brodie Merrill, Edmonton Rush
2009	Brodie Merrill, Portland LumberJax
2008	Mark Steenhuis, Buffalo Bandits
2007	Steve Toll, Rochester Knighthawks

### GENERAL MANAGER OF THE YEAR

2014	Derek Keenan, Edmonton Rush
2013	Doug Locker, Washington Stealth
2012	John Arlotta, Minnesota Swarm
2011	Curt Styres, Rochester Knighthawks
2010	Derek Keenan, Edmonton Rush
2009	Ed Comeau, New York Titans
2008	Marty O'Neill, Minnesota Swarm
2007	Marty O'Neill, Minnesota Swarm
2006	Derek Keenan, Portland LumberJax
2005	Bob Hamley, Arizona Sting
2004	Johnny Mouradian, San Jose Stealth
2003	Kurt Silcott, Buffalo Bandits
2002	Dave Evans, Vancouver Ravens

### EXECUTIVE OF THE YEAR

2014	John Bean, Calgary Roughnecks
2013	Jamie Dawick, Toronto Rock
2012	Andy Arlotta, Minnesota Swarm
2011	Curt Styres, Rochester Knighthawks
2010	David Takata, Washington Stealth
2009	John J. Arlotta, Minnesota Swarm
2008	Tom Garrity, Minnesota Swarm
2007	Dave Zygaj, Buffalo Bandits
2006	Angela Batinovich, Portland LumberJax
2005	Les Bartley, Toronto Rock
2004	Steve Govett, Colorado Mammoth
2003	Brad Banister, Calgary Roughnecks
2002	Tom Mayenknecht, Vancouver Ravens
2001	Russ Cline, Philadelphia Wings

### "LES BARTLEY AWARD" HEAD COACH OF THE YEAR

2014	Derek Keenan, Edmonton Rush
2013	Troy Cordingley, Toronto Rock
2012	Joe Sullivan, Minnesota Swarm
2011	Mike Hasen, Rochester Knighthawks
2010	Derek Keenan, Edmonton Rush
	Chris Hall, Washington Stealth
2009	Troy Cordingley, Calgary Roughnecks
2008	Adam Mueller, New York Titans
2007	Ed Comeau, Rochester Knighthawks
2006	Derek Keenan, Portland LumberJax
2005	Bob Hamley, Arizona Sting
2004	Paul Day, Rochester Knighthawks
2003	Darris Kilgour, Buffalo Bandits
2002	Bob McMahon, Albany Attack
2001	Tony Resch, Philadelphia Wings

### "THE TOM BORRELLI AWARD" MEDIA PERSON OF THE YEAR

2014	Bob Chavez, Inside Lacrosse
2013	Stephen Stamp, Inside Lacrosse
2012	Jake Elliott, Minnesota Swarm
2011	Budd Bailey, The Buffalo News
2010	Paul Tutka, NLLInsider.com/Inside Lacrosse
2009	Paul Tutka, NLLInsider.com/Inside Lacrosse
2008	Paul Tutka, NLLInsider.com/Inside Lacrosse
2007	Ty Pilson, Calgary Sun
2006	Sal Maiorana, Rochester D&C
2005	Mike Koreen, Toronto Sun



## LEAGUE ALL-PRO TEAMS

## -2014-

## First Team

Player	Position	Team
Cody Jamieson	Forward	Rochester
Garrett Billings	Forward	Toronto
Shawn Evans	Forward	Calgary
Jordan MacIntosh	Transition	Minnesota
Kyle Rubisch	Defense	Edmonton
Matt Vinc	Goaltender	Rochester

## Second Team

Player	Position	Team
Dane Dobbie	Forward	Calgary
Adam Jones	Forward	Colorado
Curtis Dickson	Forward	Calgary
Brodie Merrill	Transition	Philadelphia
Chris Corbeil	Defense	Edmonton
Aaron Bold	Goaltender	Edmonton

## -2013-

## First Team

Player	Position	Team
Shawn Evans	Forward	Calgary
Garrett Billings	Forward	Toronto
Rhys Duch	Forward	Washington
Jordan MacIntosh	Transition	Minnesota
Kyle Rubisch	Defense	Edmonton
Matt Vinc	Goaltender	Rochester

## Second Team

Player	Position	Team
Callum Crawford	Forward	Minnesota
Curtis Dickson	Forward	Calgary
John Grant, Jr.	Forward	Colorado
Jesse Gamble	Transition	Toronto
Mike Grimes	Defense	Washington
Brandon Miller	Goaltender	Philadelphia

## -2012-

## First Team

Player	Position	Team
John Grant, Jr.	Forward	Colorado
Garrett Billings	Forward	Toronto
Dan Dawson	Forward	Philadelphia
Andrew Suitor	Transition	Minnesota
Kyle Rubisch	Defense	Edmonton
Mike Poulin	Goalie	Calgary

## Second Team

Player	Position	Team
John Tavares	Forward	Buffalo
Cody Jamieson	Forward	Rochester
Shawn Evans	Forward	Calgary
Brodie Merrill	Transition	Philadelphia
Jeff Gilbert	Defense	Minnesota
Scott Carnegie	Defense	Calgary
Aaron Bold	Goalie	Edmonton

## -2011-

## First Team

Player	Position	Team
Ryan Benesch	Forward	Minnesota
Rhys Duch	Forward	Washington
Dan Dawson	Forward	Boston
Jeff Shattler	Transition	Calgary
Pat McCready	Defense	Rochester
Matt Vinc	Goalie	Rochester

## Second Team

Player	Position	Team
Lewis Ratcliff	Forward	Washington
John Tavares	Forward	Buffalo
Stephen Leblanc	Forward	Toronto
Brodie Merrill	Transition	Edmonton
Mike Carnegie	Defense	Calgary
Anthony Cosmo	Goalie	Boston

## -2010-

## First Team

Player	Position	Team
Casey Powell	Forward	Orlando
Josh Sanderson	Forward	Calgary
Dan Dawson	Forward	Boston
Brodie Merrill	Transition	Edmonton
Sandy Chapman	Defense	Toronto
Matt Vinc	Goalie	Orlando

## Second Team

Player	Position	Team
Colin Doyle	Forward	Toronto
Lewis Ratcliff	Forward	Washington
Rhys Duch	Forward	Washington
Jordan Hall	Transition	Orlando
John Orsen	Defense	Orlando
Anthony Cosmo	Goalie	Boston

## -2009-

## First Team

Player	Position	Team
Dan Dawson	Forward	Boston
Casey Powell	Forward	New York
Colin Doyle	Forward	San Jose
Brodie Merrill	Transition	Portland
Billy Dee Smith	Defense	Buffalo
Ken Montour	Goalie	Buffalo

## Second Team

Player	Position	Team
Josh Sanderson	Forward	Calgary
John Tavares	Forward	Buffalo
Jordan Hall	Forward	New York
Mark Steenhuis	Transition	Buffalo
Mac Allen	Defense	Rochester
Anthony Cosmo	Goalie	Boston

## -2008-

## First Team

Player	Position	Team
Athan Iannucci	Forward	Philadelphia
Casey Powell	Forward	New York
John Tavares	Forward	Buffalo
Mark Steenhuis	Transition	Buffalo
Ryan Cousins	Defense	Minnesota
Bob Watson	Goal	Toronto

## Second Team

Player	Position	Team
Colin Doyle	Forward	San Jose
Gavin Prout	Forward	Colorado
Jeff Zywicki	Forward	San Jose
Geoff Snider	Transition	Philadelphia
Scott Self	Defense	Chicago
Matt Vinc	Goal	New York

## -2007-

## First Team

Player	Position	Team
John Grant Jr.	Forward	Rochester
John Tavares	Forward	Buffalo
Dan Dawson	Forward	Arizona
Steve Toll	Transition	Rochester
Ryan Cousins	Defense	Minnesota
Anthony Cosmo	Goal	San Jose

## Second Team

Player	Position	Team
Gavin Prout	Forward	Colorado
Colin Doyle	Forward	San Jose
Casey Powell	Forward	New York
Lewis Ratcliff	Forward	Calgary
Shawn Williams	Forward	Rochester
Nick Patterson	Goal	Minnesota

## -2006-

## First Team

Player	Position	Team
Colin Doyle	Forward	Toronto
John Grant Jr.	Forward	Rochester
Gavin Prout	Forward	Colorado
Josh Sanderson	Forward	Toronto
Brodie Merrill	Defense	Portland
Steve Dietrich	Goal	Buffalo

## Second Team

Player	Position	Team
Craig Conn	Forward	Arizona
Dan Dawson	Forward	Arizona
Lewis Ratcliff	Forward	Calgary
John Tavares	Forward	Buffalo
Jay Jalbert	Defense	Colorado
Nick Patterson	Goal	Minnesota





## LEAGUE ALL-PRO TEAMS

### -2005-

#### First Team

Player	Position	Team
Colin Doyle	Forward	Toronto
John Tavares	Forward	Buffalo
Dan Dawson	Forward	Arizona
John Grant Jr.	Forward	Rochester
Andrew Turner	Defense	Rochester
Steve Dietrich	Goal	Buffalo

#### Second Team

Player	Position	Team
Tracey Kelusky	Forward	Calgary
Josh Sanderson	Forward	Toronto
Blaine Manning	Forward	Toronto
Jim Veltman	Forward	Toronto
Gary Gait	Forward	Colorado
Bob Watson	Goal	Toronto

### -2004-

#### First Team

Player	Position	Team
Jim Veltman	Forward	Toronto
Gary Gait	Forward	Colorado
John Tavares	Forward	Buffalo
Shawn Williams	Forward	Rochester
Taylor Wray	Defense	Calgary
Cam Woods	Defense	San Jose
Gee Nash	Goal	Colorado

#### Second Team

Player	Position	Team
Gavin Prout	Forward	Colorado
Josh Sanderson	Forward	San Jose
Blaine Manning	Forward	Toronto
Colin Doyle	Forward	Toronto
Tracey Kelusky	Forward	Calgary
Pat O'Toole	Goal	Rochester

### -2003-

#### First Team

Player	Position	Team
Colin Doyle	Forward	Toronto
Tracey Kelusky	Forward	Calgary
John Tavares	Forward	Buffalo
Gary Gait	Forward	Colorado
Jim Moss	Defense	Albany
Pat O'Toole	Goal	Rochester

#### Second Team

Player	Position	Team
Blaine Manning	Forward	Toronto
John Grant Jr.	Forward	Rochester
Tom Marechek	Forward	Philadelphia
Josh Sanderson	Forward	Albany
Jim Veltman	Defense	Toronto
Matt Disher	Goal	Ottawa

### -2002-

#### First Team

Player	Position	Team
Paul Gait	Forward	Washington
Pay Coyle	Defense	Toronto
Josh Sanderson	Forward	Albany
Gary Gait	Forward	Washington
Tracey Kelusky	Forward	Montreal
Rob Blasdell	Goal	Albany

#### Second Team

Player	Position	Team
Colin Doyle	Forward	Toronto
Chris Gill	Forward	Vancouver
John Grant Jr.	Forward	Rochester
Gavin Prout	Forward	New York
John Tavares	Forward	Buffalo
Dwight Maetche	Goal	Vancouver

### -2001-

#### First Team

Player	Position	Team
John Tavares	Forward	Buffalo
Gary Gait	Forward	Washington
Roy Colsey	Forward	New York
John Grant Jr.	Forward	Rochester
Tom Marechek	Forward	Philadelphia
Bob Watson	Goal	Toronto

#### Second Team

Player	Position	Team
Jake Bergey	Forward	Philadelphia
Jim Veltman	Defense	Toronto
Kim Squire	Forward	Toronto
Colin Doyle	Forward	Toronto
Tracey Kelusky	Forward	Columbus
Gee Nash	Goal	New York

### -2000-

#### First Team

Player	Position	Team
John Tavares	Forward	Buffalo
Gary Gait	Forward	Pittsburgh
Jim Veltman	Forward	Toronto
John Grant Jr.	Forward	Rochester
Tom Marechek	Forward	Philadelphia
Bob Watson	Goal	Toronto

#### Second Team

Player	Position	Team
Josh Sanderson	Forward	Albany
Roy Colsey	Defense	New York
Ted Dowling	Forward	Albany
Paul Gait	Forward	Pittsburgh
Mike Accursi	Forward	Buffalo
Dallas Eliuk	Goal	Philadelphia

### -1999-

#### First Team

Player	Position	Team
Gary Gait	Forward	Baltimore
Jim Veltman	Forward	Toronto
Jake Bergey	Forward	Philadelphia
John Tavares	Forward	Buffalo
Tom Marechek	Forward	Philadelphia
Dallas Eliuk	Goal	Philadelphia

#### Second Team

Player	Position	Team
Paul Gait	Forward	Syracuse
Duane Jacobs	Forward	Rochester
Joe Hiltz	Forward	Baltimore
Matt Panetta	Forward	New York
Mark Millon	Forward	New York
Bob Watson	Goal	Toronto

### -1998-

#### First Team

Player	Position	Team
Gary Gait	Forward	Baltimore
Kevin Finneran	Forward	Philadelphia
Mark Millon	Forward	New York
Darris Kilgour	Forward	Buffalo
John Tavares	Forward	Buffalo
Dallas Eliuk	Goal	Philadelphia

#### Second Team

Player	Position	Team
Tom Marechek	Forward	Philadelphia
Jim Veltman	Forward	Ontario
Colin Doyle	Forward	Ontario
Paul Gait	Forward	Syracuse
Duane Jacobs	Forward	Rochester
Bob Watson	Goal	Ontario

### -1997-

#### First Team

Player	Position	Team
John Tavares	Forward	Buffalo
Paul Gait	Forward	Rochester
Gary Gait	Forward	Philadelphia
Tom Marechek	Forward	Philadelphia
Mark Millon	Forward	New York
Dallas Eliuk	Goal	Philadelphia

#### Second Team

Player	Position	Team
Duane Jacobs	Forward	Rochester
Tom Carmean	Forward	Boston
Bob Martino	Forward	Baltimore
Darris Kilgour	Forward	Buffalo
Jeff Klodzen	Forward	Baltimore
Sal LoCascio	Goal	New York





## LEAGUE ALL-PRO TEAMS

## -1996-

First Team		
Player	Position	Team
Gary Gait	Forward	Philadelphia
John Tavares	Forward	Buffalo
Jim Veltman	Forward	Buffalo
Paul Gait	Forward	Rochester
Tom Marechek	Forward	Philadelphia
Dallas Eliuk	Goal	Philadelphia

Second Team		
Player	Position	Team
Tom Carmean	Forward	Boston
Duane Jacobs	Forward	Rochester
Kevin Finneran	Forward	Philadelphia
Chris Bates	Forward	Charlotte
Chris Driscoll	Forward	Rochester
Steve Dietrich	Goal	Rochester

## -1995-

First Team		
Player	Position	Team
Gary Gait	Forward	Philadelphia
John Tavares	Forward	Buffalo
Paul Gait	Forward	Rochester
Ted Dowling	Forward	Boston
Jim Veltman	Forward	Buffalo
Dallas Eliuk	Goal	Philadelphia

Second Team		
Player	Position	Team
Tom Carmean	Forward	Boston
Tim Hormes	Forward	Baltimore
Tom Marechek	Forward	Philadelphia
Mark Millon	Forward	Baltimore
Bob Martino	Forward	Baltimore
Steve Dietrich	Goal	Rochester

## -1994-

First Team		
Player	Position	Team
John Tavares	Forward	Buffalo
Paul Gait	Forward	Philadelphia
Gary Gait	Forward	Philadelphia
Jim Veltman	Forward	Buffalo
Tim Soudan	Forward	Boston
Dallas Eliuk	Goal	Philadelphia

Second Team		
Player	Position	Team
Ted Dowling	Forward	Detroit
Tom Carmean	Forward	Boston
Stu Aird	Forward	Buffalo
Kevin Finneran	Forward	Philadelphia
Lindsay Dixon	Forward	Baltimore
Sal LoCascio	Goal	New York

## -1993-

First Team		
Player	Position	Team
Paul Gait	Forward	Philadelphia
Gary Gait	Forward	Philadelphia
John Tavares	Forward	Buffalo
Jim Veltman	Forward	Buffalo
Dave Pietramala	Forward	Pittsburgh
Dallas Eliuk	Goal	Philadelphia

Second Team		
Player	Position	Team
John Tucker	Forward	Baltimore
Tom Carmean	Forward	Boston
Rob Shek	Forward	Philadelphia
Jeff Jackson	Forward	Baltimore
Derek Keenan	Forward	Buffalo
Sal LoCascio	Goal	New York

## -1992-

First Team		
Player	Position	Team
Rick Sowell	Forward	Baltimore
Paul Gait	Forward	Detroit
Gary Gait	Forward	Detroit
John Tucker	Forward	Philadelphia
Dave Pietramala	Forward	Pittsburgh
Sal LoCascio	Goal	New York

Second Team		
Player	Position	Team
Jeff Jackson	Forward	Baltimore
Derek Keenan	Forward	Buffalo
Darris Kilgour	Forward	Buffalo
Jim Veltman	Forward	Buffalo
John Nostrant	Forward	Philadelphia
Dallas Eliuk	Goal	Philadelphia

## -1991-

First Team		
Player	Position	Team
Rick Sowell	Forward	Baltimore
Paul Gait	Forward	Detroit
Gary Gait	Forward	Detroit
John Tucker	Forward	Philadelphia
John Conley	Forward	Philadelphia
Ted Sawicki	Goal	Detroit

Second Team		
Player	Position	Team
Butch Marino	Forward	Pittsburgh
Jeff Jackson	Forward	Baltimore
Mike Cummings	Forward	New York
John Nostrant	Forward	Philadelphia
Brian Nikula	Forward	Pittsburgh
Sal LoCascio	Goal	New York

## -1990-

First Team		
Player	Position	Team
Rick Sowell	Forward	Baltimore
John Tucker	Forward	Philadelphia
Brad Kotz	Forward	Philadelphia
Brian Nikula	Forward	Pittsburgh
John Fay	Forward	New England
Ryan Painter	Forward	Ottawa
Ted Sawicki	Goal	Detroit

Second Team		
Player	Position	Team
Toby Boucher	Forward	New England
Tim Welsh	Forward	Baltimore
Don Borges	Forward	New York
Dave Pietramala	Forward	Pittsburgh
Ron Martinello	Forward	Detroit
Dan O'Neill	Goal	New England



## LEAGUE ALL-ROOKIE TEAMS

-2014-		
Player	Position	Team
Logan Schuss	Forward	Minnesota
Dillon Ward	Goaltender	Colorado
Robert Church	Forward	Edmonton
Karsen Leung	Transition	Calgary
Tyler Digby	Forward	Vancouver
Garrett Thul	Forward	Philadelphia

-2013-		
Player	Position	Team
Mark Matthews	Forward	Edmonton
Shayne Jackson	Forward	Minnesota
Curtis Knight	Forward	Edmonton
Joe Resetarits	Forward	Calgary
Joey Cupido	Transition	Colorado
Kiel Matisz	Transition	Minnesota
Dhane Smith	Transition	Buffalo

-2012-		
Player	Position	Team
Adam Jones	Forward	Colorado
Kevin Crowley	Forward	Philadelphia
Johnny Powless	Forward	Rochester
Stephen Keogh	Forward	Rochester
Jordan Macintosh	Transition	Minnesota
Evan Kirk	Goalie	Minnesota

-2011-		
Player	Position	Team
Curtis Dickson	Forward	Calgary
Cody Jamieson	Forward	Rochester
Aaron Pascas	Forward	Toronto
Andrew Sutor	Transition	Minnesota
Tyler Hass	Transition	Minnesota
Kyle Rubisch	Defense	Boston

-2010-		
Player	Position	Team
Stephan Leblanc	Forward	Toronto
Garrett Billings	Forward	Toronto
Alex Gajic	Forward	Colorado
Curtis Manning	Defense	Calgary
Matt Beers	Defense	Washington
Chris Corbeil	Defense	Buffalo

-2009-		
Player	Position	Team
Rhys Duch	Forward	San Jose
Kevin Buchanan	Forward	Minnesota
Daryl Veltman	Forward	Boston
Paul Rabil	Transition	San Jose
Stephen Peyser	Defense	New York
Tyler Richards	Goalie	San Jose

-2008-		
Player	Position	Team
Craig Point	Forward	Minnesota
Tyler Codron	Transition	Portland
Jordan Hall	Transition	New York
Bobby McBride	Transition	Chicago
Jamie Rooney	Forward	Philadelphia
Merrick Thomson	Forward	Philadelphia

-2007-		
Player	Position	Team
Ryan Benesch	Forward	Toronto
Geoff Snider	Transition	Philadelphia
Athan Iannucci	Forward	Philadelphia
Jamie Shewchuk	Forward	Colorado
Bill McGlone	Forward	Chicago
Nenad Gajic	Transition	Colorado

-2006-		
Player	Position	Team
Brodie Merrill	Defense	Portland
Sean Greenhalgh	Forward	Philadelphia
Dan Carey	Forward	Colorado
Jeff Zywicki	Forward	San Jose
Shawn Evans	Forward	Rochester
Luke Wiles	Forward	San Jose

-2005-		
Player	Position	Team
Ryan Boyle	Forward	San Jose
Delby Powless	Forward	Buffalo
Andrew Burkholder	Forward	Philadelphia
Rory Glaves	Defense	Anaheim
Ryder Bateman	Forward	Minnesota
Dan Finck	Forward	Philadelphia

-2004-		
Player	Position	Team
Taylor Wray	Defense	Calgary
Scott Evans	Forward	Rochester
Craig Conn	Forward	Vancouver
Ryan Ward	Forward	Philadelphia
AJ Shannon	Forward	Buffalo
Thomas Hajek	Defense	Philadelphia

-2003-		
Player	Position	Team
Brian Langtry	Forward	Colorado
Marc Morley	Forward	New Jersey
Lewis Ratcliff	Forward	Calgary
Chris Schiller	Defender	Rochester
Cam Sedgwick	Forward	Vancouver
Aaron Wilson	Forward	Toronto

-2002-		
Player	Position	Team
Mike Miron	Goal	Columbus
Peter Morgan	Forward	Vancouver
Gavin Prout	Forward	New York
Kasey Beirnes	Forward	Columbus
Blaine Manning	Forward	Toronto
Ryan Painter	Forward	Ottawa

-2001-		
Player	Position	Team
Tracey Kelusky	Forward	Columbus
Kris Bryde	Forward	Ottawa
Jeff Ratcliffe	Forward	Philadelphia
Marshall Abrams	Defense	Columbus
Mike Regan	Forward	Albany
Phil Wetherup	Goal	Buffalo





## REGULAR SEASON CAREER RECORDS

## GAMES PLAYED

Name	No.
John Tavares	296
Shawn Williams	257
Colin Doyle	255
Josh Sanderson	239
Mike Accursi	237
Chris Driscoll	234
Pat McCready	219
Bob Watson	217
Dallas Eliuk	213
Scott Self	207
Cam Woods	207

## GOALS

Name	No.
John Tavares	803
Gary Gait	635
John Grant	602
Colin Doyle	515
Shawn Williams	444
Lewis Ratcliff	434
Josh Sanderson	419
Paul Gait	410
Tom Marechek	399
Mike Accursi	391

## ASSISTS

Name	No.
John Tavares	914
Colin Doyle	819
Josh Sanderson	794
Shawn Williams	707
John Grant	673
Dan Dawson	649
Gavin Prout	621
Gary Gait	530
Blaine Manning	526
Lewis Ratcliff	510

## POINTS

Name	No.
John Tavares	1717
Colin Doyle	1334
John Grant	1275
Josh Sanderson	1213
Gary Gait	1165
Shawn Williams	1151
Dan Dawson	1037
Lewis Ratcliff	944
Gavin Prout	922
Blaine Manning	833

## LOOSE BALLS

Name	No.
Jim Veltman	2417
John Tavares	2169
Geoff Snider	1736
Brodie Merrill	1683
Pat McCready	1593
Steve Toll	1562
Mark Steenhuis	1407
Cam Woods	1371
Phil Sanderson	1266
Gary Gait	1171

## FACEOFF WINS

Name	No.
Geoff Snider	2212
Jamie Hanford	2091
Peter Jacobs	1774
Stephen Hoar	1639
Pat Jones	1247
Rodney Tapp	1118
Bob Snider	1101
Jay Thorimbert	1075
Paul Cantabene	982
Cory Bomberry	917

## FORCED TURNOVERS

Name	No.
Kyle Rubisch	168
Brett Mydske	82
Brodie Merrill	80
Mike Grimes	80
Mike Carnegie	76
Chris Corbeil	76
Jeff Gilbert	76
Andrew Sutor	72
Ilija Gajic	70
Rory Smith	65

## PENALTY MINUTES

Name	No.
Kyle Laverty	625
Geoff Snider	540
Billy Dee Smith	495
Patrick Merrill	485
Pat McCready	468
Dan Ladouceur	428
Eric Martin	418
Cam Woods	414
Scott Evans	397
Thomas Hajek	392

## GOALTENDER SAVES

Name	No.
Bob Watson	6471
Pat O'Toole	6464
Dallas Eliuk	6356
Anthony Cosmo	5603
Steve Dietrich	5514
Matt Disher	4904
Matt Vinc	4659
Brandon Miller	4347
Gee Nash	4328
Rob Blasdell	4287

## GOALTENDER MINUTES

Name	No.
Bob Watson	10,442
Pat O'Toole	10,285
Dallas Eliuk	9,714
Anthony Cosmo	8,877
Steve Dietrich	8,339
Matt Disher	7,475
Matt Vinc	7,207
Rob Blasdell	6,937
Brandon Miller	6,726
Gee Nash	6,578

## PLAYOFF CAREER RECORDS

## GAMES PLAYED

Name	No.
John Tavares	37
Pat McCready	31
Colin Doyle	29
Mike Accursi	26
Jim Veltman	25
Rich Kilgour	25
Andrew McBride	25
Regy Thorpe	24
Dallas Eliuk	24
Mark Steenhuis	24
Shawn Williams	24

## GOALS

Name	No.
John Tavares	84
Gary Gait	67
John Grant	59
Mike Accursi	58
Colin Doyle	55
Paul Gait	52
Dan Dawson	52
Mark Steenhuis	47
Tracey Kelusky	37
Casey Powell	33
Dane Dobbie	33

## ASSISTS

Name	No.
John Tavares	111
Dan Dawson	81
Colin Doyle	77
Jim Veltman	63
Gary Gait	57
Josh Sanderson	54
Kevin Finneran	53
Shawn Williams	53
Derek Malawsky	50
Lewis Ratcliff	49

## POINTS

Name	No.
John Tavares	195
Dan Dawson	133
Colin Doyle	132
Gary Gait	124
John Grant	105
Mike Accursi	99
Paul Gait	90
Josh Sanderson	84
Jim Veltman	83
Mark Steenhuis	83

## LOOSE BALLS

Name	No.
Jim Veltman	330
John Tavares	268
Pat McCready	198
Mark Steenhuis	170
Steve Toll	160
Dallas Eliuk	157
Colin Doyle	134
Pat O'Toole	132
Gary Gait	125
Pat Coyle	119

## FACEOFF WINS

Name	No.
Stephen Hoar	195
Jamie Hanford	189
Geoff Snider	153
Cory Bomberry	118
Jay Thorimbert	115
Pat Jones	96
Bob Snider	96
Chris Flynn	90
Scott Gabrielsen	88
Patrick Merrill	87

## FORCED TURNOVERS (Since 2011)

Name	No.
Kyle Rubisch	17
Geoff Snider	14
Jon Harnett	13
Ryan Dilks	12
Mike Grimes	10
Mike Carnegie	9
Dan MacRae	9
Andrew McBride	9
Andrew Watt	9
Tyler Hass	8
Jeff Cornwall	8

## PENALTY MINUTES

Name	No.
Pat Coyle	82
Billy Dee Smith	69
Darris Kilgour	67
Regy Thorpe	55
Patrick Merrill	53
Pat McCready	51
Ted Dowling	47
Ian Llord	46
Dave Stilley	38
Rory Smith	37

## GOALTENDER SAVES

Name	No.
Pat O'Toole	802
Dallas Eliuk	774
Bob Watson	749
Steve Dietrich	643
Matt Vinc	640
Tyler Richards	439
Mike Poulin	394
Anthony Cosmo	384
Rob Blasdell	332
Mike Thompson	269

## GOALTENDER MINUTES

Name	No.
Pat O'Toole	1,241
Dallas Eliuk	1,224
Bob Watson	1,213
Matt Vinc	1,082
Steve Dietrich	912
Mike Poulin	637
Anthony Cosmo	635
Tyler Richards	619
Rob Blasdell	488
Mike Thompson	386



## SINGLE-SEASON RECORDS

### GOALS

Name	Team	Year	Goals
Athan Iannucci	Philadelphia	2008	71
Gary Gait	Colorado	2003	61
Gary Gait	Baltimore	1998	57
Gary Gait	Colorado	2004	55
Paul Gait	Washington	2002	54
John Grant	Rochester	2006	54
Chris Gill	Vancouver	2002	53
John Grant	Rochester	2002	52
Roy Colsey	New York	2001	51
John Tavares	Buffalo	2001	51
John Grant	Rochester	2007	51
Mark Steenhuis	Buffalo	2009	51
John Tavares	Buffalo	2009	51
Dane Dobbie	Calgary	2014	51

### ASSISTS

Name	Team	Year	Assists
Garrett Billings	Toronto	2012	82
Shawn Evans	Calgary	2013	80
Shawn Evans	Calgary	2014	79
Dan Dawson	Philadelphia	2012	78
Dan Dawson	Boston	2009	74
Josh Sanderson	Calgary	2009	74
Colin Doyle	San Jose	2009	73
Dan Dawson	Rochester	2014	72
Cody Jamieson	Rochester	2014	72
Josh Sanderson	Toronto	2005	71

### POINTS

Name	Team	Year	Points
John Grant	Colorado	2012	116
John Tavares	Buffalo	2001	115
Paul Gait	Washington	2002	114
Garrett Billings	Toronto	2012	114
Gary Gait	Washington	2002	112
Shawn Evans	Calgary	2013	112
Colin Doyle	Toronto	2005	111
John Grant	Rochester	2007	111
Colin Doyle	San Jose	2009	111
Cody Jamieson	Rochester	2014	108

### LOOSE BALLS

Name	Team	Year	LBs
Geoff Snider	Philadelphia	2010	245
Geoff Snider	Philadelphia	2008	244
Geoff Snider	Calgary	2013	235
Geoff Snider	Calgary	2012	232
Jim Veltman	Toronto	2006	226
Geoff Snider	Philadelphia	2009	220
Brodie Merrill	Portland	2009	216
Brodie Merrill	Portland	2006	214
Brodie Merrill	Portland	2008	211
Geoff Snider	Calgary	2014	209

### PENALTY MINUTES

Name	Team	Year	Minutes
Rory Smith	Orlando	2010	104
Geoff Snider	Philadelphia	2008	103
Brian Reese	Washington	2002	98
Eric Martin	San Jose	2009	89
Travis Hill	Minnesota	2008	86
Tony Millon	Syracuse	2000	84
Kyle Laverty	Rochester	2009	83
Scott Evans	Rochester	2010	79
Geoff Snider	Philadelphia	2010	79
Cam Woods	Toronto	2008	78

### FACE-OFFS WON

Name	Team	Year	FOW
Bob Snider	Washington	2012	319
Peter Jacobs	Philadelphia	2005	318
Geoff Snider	Philadelphia	2008	318
Geoff Snider	Calgary	2014	317
Geoff Snider	Calgary	2013	310
Geoff Snider	Philadelphia	2010	295
Jamie Hanford	Colorado	2005	280
Peter Jacobs	Philadelphia	2006	280
Bob Snider	Colorado	2014	279
Geoff Snider	Calgary	2012	276

### FORCED TURNOVERS (Since 2011)

Name	Team	Year	FTO
Kyle Rubisch	Edmonton	2014	61
Kyle Rubisch	Edmonton	2013	44
Kyle Rubisch	Edmonton	2012	43
Tyler Garrison	Vancouver	2014	36
Steve Priolo	Buffalo	2014	31
Andrew Suitor	Minnesota	2014	31
Brodie Merrill	Edmonton	2011	30
Jeff Cornwall	Edmonton	2014	29
Brett Mydske	Edmonton	2013	28
Greg Downing	Minnesota	2014	28

### SAVES

Name	Team	Year	Saves
Anthony Cosmo	Buffalo	2014	752
Matt Vinc	Rochester	2013	662
Rob Blasdel	Albany	2002	644
Curtis Palidwor	Montreal	2002	639
Matt Vinc	New York	2009	609
Matt Vinc	Orlando	2010	609
Dallas Eliuk	Philadelphia	2003	608
Nick Rose	Toronto	2013	607
Matt King	Calgary	2002	603
Chris Lewis	Colorado	2012	603

## CONSECUTIVE GAMES PLAYED STREAKS

*Regular Season Only – Players with at least 100 consecutive games.*

Name	2014 Team	Total Games	Date Streak Started (current streaks only)
<b>Shawn Williams</b>	<b>BUF</b>	<b>230</b>	<b>Mar. 11, 2000 with Buffalo vs. NY Saints</b>
<b>Dan Dawson</b>	<b>ROC</b>	<b>197</b>	<b>Mar. 9, 2002 with Columbus vs. Albany</b>
Colin Doyle		188	
Steve Toll		188	
Lewis Ratcliff		184	
Blaine Manning		162	
Aaron Wilson		146	
Josh Sanderson		141	
Gavin Prout		136	
<b>Sandy Chapman</b>	<b>TOR</b>	<b>118</b>	<b>Mar. 31, 2007 with Rochester vs. Philadelphia</b>
Ryan Boyle		112	
Bruce Codd		112	
<b>Paul Dawson</b>	<b>ROC</b>	<b>111</b>	<b>Jan. 31, 2008 with San Jose @ NY Titans</b>
Mike Kirk		105	

*Player streaks active at end of 2014 season in bold.*



# SINGLE-SEASON ROOKIE RECORDS

## GOALS

Name	Team	Year	Goals
Paul Gait	Detroit	1991	47
Ryan Painter	Ottawa	2002	45
Mark Matthews	Edmonton	2013	38
John Grant Jr.	Rochester	2001	37
Stephan Leblanc	Toronto	2010	36
Kevin Crowley	Philadelphia	2012	36
Logan Schuss	Minnesota	2014	36
Rhys Duch	San Jose	2009	35
Colin Doyle	Ontario	1998	34
Daryl Veltman	Boston	2009	34

## ASSISTS

Name	Team	Year	Assists
Rhys Duch	San Jose	2009	54
Gavin Prout	New York Saints	2002	52
Garrett Billings	Toronto	2010	50
Blaine Manning	Toronto	2002	50
Adam Jones	Colorado	2012	47
Stephan Leblanc	Toronto	2010	46
Dan Carey	Colorado	2006	45
Jordan Hall	New York Titans	2008	45
Daryl Veltman	Boston	2009	43
Jamey Bowen	Vancouver Ravens	2002	42
Ryan Boyle	San Jose	2005	42
Sean Greenhalgh	Philadelphia	2006	42

## POINTS

Name	Team	Year	Points
Rhys Duch	San Jose	2009	89
Garrett Billings	Toronto	2010	83
Gavin Prout	New York Saints	2002	82
Stephan Leblanc	Toronto	2010	82
John Grant Jr.	Rochester	2000	77
Daryl Veltman	Boston	2009	77
Adam Jones	Colorado	2012	76
Sean Greenhalgh	Philadelphia	2006	73
Logan Schuss	Minnesota	2014	73
Blaine Manning	Toronto	2002	71
Kevin Crowley	Philadelphia	2012	71

## LOOSE BALLS

Name	Team	Year	LBs
Brodie Merrill	Portland	2006	214
Geoff Snider	Philadelphia	2007	180
Jordan MacIntosh	Minnesota	2012	153
Bill Greer	Columbus	2002	152
Kyle Rubisch	Boston	2011	143
Derek Suddons	Columbus	2002	138
Stephen Peyser	New York Titans	2009	137
Ethan O'Connor	Toronto	2014	133
Travis Gillespie	Columbus	2003	131
Athan Iannucci	Philadelphia	2007	123

## PENALTY MINUTES

Name	Team	Year	Minutes
Jamie Floris	Edmonton	2009	67
Matt Beers	Washington Stealth	2010	67
Ryan Painter	Ottawa	2002	64
Geoff Snider	Philadelphia	2007	62
Shawn Evans	Rochester	2006	59
Gary Rosyski	Albany	2000	58
Kerry Susheski	New Jersey Storm	2002	56
Thomas Hajek	Philadelphia	2004	55
Tom Phair	Buffalo	1996	53
John Gallant	Washington Power	2002	53
Jesse Phillips	Calgary	2002	53

## FACE-OFFS WON

Name	Team	Year	FOW
Stephen Peyser	New York Titans	2009	239
Jay Thorimbert	Boston	2009	217
Chris Cercy	San Jose	2004	212
Geoff Snider	Philadelphia	2007	201
Jordan Sundher	Calgary	2002	172
Mark Miyashita	Vancouver Ravens	2004	168
Tim Booth	San Jose	2007	167
Brad Richardson	Colorado	2010	167
Ryan Hotaling	Boston	2010	162
Jordan MacIntosh	Minnesota	2012	151

## FORCED TURNOVERS (Since 2011)

Name	Team	Year	FTO
Tyler Garrison	Washington Stealth	2013	21
Kyle Rubisch	Boston	2011	20
Alex Crepinsek	Minnesota	2013	18
Dan MacRae	Calgary	2011	16
Ethan O'Connor	Toronto	2014	15
Nick Weiss	Vancouver Stealth	2014	15
Jordan MacIntosh	Minnesota	2012	14
Karsen Leung	Calgary	2014	13

## SAVES

Name	Team	Year	Saves
Matt King	Calgary	2002	603
Dillon Ward	Colorado	2014	592
Matt Roik	New Jersey Storm	2002	430
Chris Sanderson	Baltimore	1999	388
Zach Higgins	Minnesota	2014	331
Mike Miron	Columbus	2002	319
Phil Wetherup	Buffalo	2001	318
Andrew Leyshon	Ottawa	2002	299
Tyler Carlson	Minnesota	2012	297
Evan Kirk	Minnesota	2012	284





# SINGLE-GAME INDIVIDUAL AND TEAM RECORDS

## INDIVIDUAL PLAYER

Category	Stat	Player, Team and Opponent (Date)
Goals	10	Paul Gait, Philadelphia @ Boston (Mar. 26, 1994)
	10	Gary Gait, Baltimore vs. Toronto (Jan. 9, 1999)
Assists	13	Mark Steenhuis, Buffalo vs. Boston (Feb. 14, 2009)
Points	17	Mark Steenhuis, Buffalo vs. Boston (Feb. 14, 2009)
Penalty Minutes	49	Rory Smith, Orlando vs. Philadelphia (Jan. 8, 2010)
PP Goals	5	Joe Hiltz, Baltimore @ Buffalo (Jan. 16, 1999)
SH Goals	3	Five Times

Total Shots	34	MR: Rhys Duch, Washington @ Philadelphia (Mar. 9, 2013)
Shots on goal	30	Paul Gait, Baltimore vs. Syracuse (Apr. 3, 1999)
Loose Balls ^	32	Geoff Snider, Philadelphia @ Minnesota (Apr. 12, 2008)
Forced Turnovers *	9	Geoff Snider, Calgary vs. Colorado (Jan. 19, 2013)
FO Taken	51	Todd Katanchik, Calgary vs. Montreal (Nov. 24, 2001)
FO Won	30	Two Times

MR: Bob Snider, Washington vs. Buffalo (Apr. 28, 2012)

Shots Faced	87	Matt King, Calgary @ Toronto (Feb. 23, 2002)
Saves	73	Matt King, Calgary @ Toronto (Feb. 23, 2002)

^ - Position Player only; \* - Official Since 2011

## TEAM

### Most goals - Visiting Team

32 - Montreal @ Calgary, November 24, 2001

### Most goals - Home Team

28 - Buffalo vs. Charlotte, February 24, 1996

28 - Boston vs. Baltimore, March 23, 1996

### Most goals - Combined

49 - Montreal (32) @ Calgary (17), November 24, 2001

### Most goals - Road team losing

21 - Syracuse (21) @ Buffalo (22), January 29, 2000

### Most goals - Home team losing

22 - Washington (22) vs. Buffalo (23), March 23, 2002

### Fewest goals - Visiting Team

2 - Philadelphia @ Toronto, April 16, 1999\*

### Fewest goals - Home Team

3 - Pittsburgh vs. Detroit, March 21, 1992

3 - Minnesota vs. Edmonton, May 12, 2012\*

### Fewest goals - Combined

11 - Albany (4) @ Toronto (7), January 11, 2001

### Fewest goals - Road team winning

7 - Minnesota @ Edmonton, February 3, 2006

### Fewest goals - Home team winning

7 - Toronto vs. Albany, January 11, 2001


7 - Colorado vs. Edmonton, April 2, 2011

7 - Toronto vs. Buffalo, May 5, 2012\*

7 - Rochester vs. Washington Stealth, February 2, 2013

\* - Playoff Game

\*\* - Championship Game





## MISCELLANEOUS LEAGUE SINGLE-GAME RECORDS

### LONGEST OVERTIME GAMES IN LEAGUE HISTORY

Time	Date	Final Score	GW Goal
76:06	Feb. 20, 2010	Boston Blazers 12 @ Orlando Titans 11 (2OT)	Sean Morris
72:23	Feb. 10, 2012	Minnesota Swarm 10 @ Edmonton Rush 9	Ryan Benesch
71:42	Jan. 13, 2007	San Jose Stealth 17 @ Calgary Roughnecks 16	Luke Wiles
71:34	Feb. 18, 2005	Arizona Sting 17 vs. Minnesota Swarm 16	Jonas Derks
70:45	Jan. 10, 2004	Arizona Sting 19 @ Anaheim Storm 18 (3OT*)	Peter Lough
70:05	Apr. 20, 2013	Calgary Roughnecks 12 @ Edmonton Rush 11	Shawn Evans

\*Note: Following the 2004 season, the league changed the length of overtime periods from five to fifteen minutes.

### HIGHEST ATTENDED GAMES IN LEAGUE HISTORY

Attendance	Date	Game and Score
19,432	May 14, 2005**	Toronto 19 vs. Arizona 13
19,409	Apr. 27, 2001**	Philadelphia 9 @ Toronto 8
19,289	May 7, 2004**	Calgary 14 vs. Buffalo 11
19,070	Apr. 20, 2013	Rochester 10 @ Buffalo 9
19,070	Apr. 26, 2014	Rochester 16 @ Buffalo 14
19,059	Mar. 31, 2001	Toronto 11 vs. Columbus 8

\*\* - Championship Game

### QUICKEST GOALS TO START...

#### A game:

Time	Date	Scored by:
0:05	Jan. 26, 2008	Geoff Snider, Philadelphia vs. Buffalo

#### A quarter:

Time	Date	Scored by:
0:03	Jan. 1, 2005	Brad MacDonald, Calgary @ Colorado (2nd quarter)

#### Overtime:

Time	Date	Scored by:
0:07	Apr. 5, 2008	Bobby McBride, Chicago vs. Philadelphia

### GOALS SCORED BY GOALTENDERS (IN CHRONOLOGICAL ORDER)

Date	Goalie, Team	Opponent
2001 season	Pat O'Toole, Rochester	
December 1, 2001	Rob Blasdell, Albany	vs. Philadelphia
January 12, 2002	Pat O'Toole, Rochester	at Albany
March 7, 2003	Rob Blasdell, Albany	at Columbus
April 26, 2003	Pat O'Toole, Rochester	vs. Buffalo*
April 2, 2004	Brandon Miller, San Jose	at Anaheim
January 8, 2005	Matt Roik, Anaheim	vs. Philadelphia
December 30, 2005	Gee Nash, Colorado	vs. Philadelphia
January 27, 2006	Dallas Eliuk, Portland	at San Jose
March 16, 2007	Rob Blasdell, Arizona	vs. Calgary
January 12, 2008	Matt Vinc, New York Titans	at Portland
March 14, 2008	Rob Blasdell, Philadelphia	vs. San Jose
March 28, 2009	Brandon Miller, Philadelphia	vs. Colorado
May 9, 2009	Matt King, Calgary	vs. San Jose*

### CAREER LEADERS (WITH SEASONS SCORING A GOAL)

- 4 – Rob Blasdell (2001, 2003, 2007, 2008)
- 3 – Pat O'Toole (2001, 2002, 2003\*)
- 2 – Brandon Miller (2004, 2009)
- 1 – Matt Roik (2005), Dallas Eliuk (2006), Gee Nash (2006), Matt Vinc (2008), Matt King (2009\*)

\*Playoff game



## ALL-TIME REGULAR SEASON COACHING RECORDS

*Sorted alphabetically; coaches active at the end of the 2014 season in bold.*

Coach	Games	Won	Lost	Win %	Coach	Games	Won	Lost	Win %	Coach	Games	Won	Lost	Win %
Alexander, Kevin	12	2	10	.167	Govett, Steve	7	2	5	.286	Powless, Barry	28	15	13	.536
Bartley, Les	131	93	38	.710	Griebe, Bob	14	4	10	.286	Pym, Dave	48	33	15	.688
Batley, Jamie	84	43	41	.512	<b>Hall, Chris</b>	<b>170</b>	<b>85</b>	<b>85</b>	<b>.500</b>	Resch, Tony	78	53	25	.679
Beardmore, Clayton "Bud"	6	2	4	.333	Hamley, Bob	173	79	94	.457	Roy, Ron	9	4	5	.444
Brady, Jim	9	2	7	.222	<b>Harrison, Blane</b>	<b>18</b>	<b>6</b>	<b>12</b>	<b>.333</b>	Ryan, Tom	32	18	14	.563
Bucktooth, Freeman	12	3	9	.250	<b>Hasen, Mike</b>	<b>66</b>	<b>39</b>	<b>27</b>	<b>.591</b>	Sanderson, Lindsay	59	23	36	.390
Bullen, Terry	4	2	2	.500	Hinkson, Jim	16	5	11	.313	Sanderson, Shane	16	8	8	.500
Christianson, Walt	48	23	25	.479	Huff, Scott	24	8	16	.333	Sanderson, Terry	100	51	49	.510
Clark, Glenn	31	12	19	.387	Huntley, Dave	48	22	26	.458	Sawicki, Ted	35	21	14	.600
Colley, Wayne	7	1	6	.143	Jacobs, Duane	48	25	23	.521	Sawyer, Matt	16	8	8	.500
Comeau, Ed	86	54	32	.628	Jensen, Rod	9	4	5	.444	Scaramuzzino, Steve	12	3	9	.250
Cooper, Marty	19	4	15	.211	<b>Keenan, Derek</b>	<b>162</b>	<b>81</b>	<b>81</b>	<b>.500</b>	Seivold, Joseph	10	0	10	.000
<b>Cordingley, Troy</b>	<b>114</b>	<b>65</b>	<b>49</b>	<b>.570</b>	Kilgour, Darris	206	121	85	.587	Silcott, Kurt	1	1	0	1.000
<b>Coyle, Pat</b>	<b>7</b>	<b>4</b>	<b>3</b>	<b>.571</b>	Lichtfuss, Ernest "Skip"	26	8	18	.308	Simpson, Mike	16	5	11	.313
Dal Monte, Paul	48	24	24	.500	Lines, Mike	38	16	22	.421	Stewart, John	42	19	23	.452
Day, Paul	151	82	69	.543	Little, Glenn	16	7	9	.438	<b>Stroup, Dan</b>	<b>7</b>	<b>4</b>	<b>3</b>	<b>.571</b>
Donahue, Patrick	24	4	20	.167	LoCascio, Sal	30	11	19	.367	<b>Sullivan, Joe</b>	<b>44</b>	<b>17</b>	<b>27</b>	<b>.386</b>
Dougherty, William	24	9	15	.375	<b>Lovell, John</b>	<b>18</b>	<b>9</b>	<b>9</b>	<b>.500</b>	Tucker, John	62	29	33	.468
Dowling, Jeff	17	7	10	.412	<b>Malawsky, Curt</b>	<b>34</b>	<b>21</b>	<b>13</b>	<b>.618</b>	Vipond, Peter	10	1	9	.100
Engelke, Bob	48	30	18	.625	Martinello, Medo	34	21	13	.618	Vitarelli, Mark	14	1	13	.071
Engelke, Norm	7	4	3	.571	McCabe, Pat	29	4	25	.138	Wakeling, Les	24	10	14	.417
Evans, Dave	42	27	15	.643	McCready, Bob	3	0	3	.000	Webster, Art	6	1	5	.167
Fraser, Ron	78	34	44	.436	McMahon, Bob	66	38	28	.576	Wey, Dennis	34	10	24	.294
French, Mike	8	6	2	.750	Mouradian, Johnny	64	29	35	.453	Wey, Steve	14	6	8	.429
Gait, Gary	32	22	10	.688	Mueller, Adam	96	45	51	.469					
Gait, Paul	32	14	18	.438	Nielsen, Frank	7	3	4	.429					
Gallagher, Chris	7	1	6	.143	Pfeifer, Vinnie	25	10	15	.400					
<b>Gill, Chris</b>	<b>7</b>	<b>4</b>	<b>3</b>	<b>.571</b>	Phillips, John	7	4	3	.571					

*Sorted by number of coaching wins; coaches active at the end of the 2014 season in bold.*


Coach	Games	Won	Lost	Win %	Coach	Games	Won	Lost	Win %	Coach	Games	Won	Lost	Win %
Kilgour, Darris	206	121	85	.587	<b>Sullivan, Joe</b>	<b>44</b>	<b>17</b>	<b>27</b>	<b>.386</b>	Engelke, Norm	7	4	3	.571
Bartley, Les	131	93	38	.710	Lines, Mike	38	16	22	.421	Roy, Ron	9	4	5	.444
<b>Hall, Chris</b>	<b>170</b>	<b>85</b>	<b>85</b>	<b>.500</b>	Powless, Barry	28	15	13	.536	Bucktooth, Freeman	12	3	9	.250
Day, Paul	151	82	69	.543	Gait, Paul	32	14	18	.438	Scaramuzzino, Steve	12	3	9	.250
<b>Keenan, Derek</b>	<b>162</b>	<b>81</b>	<b>81</b>	<b>.500</b>	Clark, Glenn	31	12	19	.387	Nielsen, Frank	7	3	4	.429
Hamley, Bob	173	79	94	.457	LoCascio, Sal	30	11	19	.367	Bullen, Terry	4	2	2	.500
<b>Cordingley, Troy</b>	<b>114</b>	<b>65</b>	<b>49</b>	<b>.570</b>	Pfeifer, Vinnie	25	10	15	.400	Brady, Jim	9	2	7	.222
Comeau, Ed	86	54	32	.628	Wakeling, Les	24	10	14	.417	Beardmore, Clayton "Bud"	6	2	4	.333
Resch, Tony	78	53	25	.679	Wey, Dennis	34	10	24	.294	Govett, Steve	7	2	5	.286
Sanderson, Terry	100	51	49	.510	<b>Lovell, John</b>	<b>18</b>	<b>9</b>	<b>9</b>	<b>.500</b>	Alexander, Kevin	12	2	10	.167
Mueller, Adam	96	45	51	.469	Dougherty, William	24	9	15	.375	Silcott, Kurt	1	1	0	1.000
Batley, Jamie	84	43	41	.512	Sanderson, Shane	16	8	8	.500	Colley, Wayne	7	1	6	.143
<b>Hasen, Mike</b>	<b>66</b>	<b>39</b>	<b>27</b>	<b>.591</b>	Lichtfuss, Ernest "Skip"	26	8	18	.308	Webster, Art	6	1	5	.167
McMahon, Bob	66	38	28	.576	Sawyer, Matt	16	8	8	.500	Gallagher, Chris	7	1	6	.143
Fraser, Ron	78	34	44	.436	Huff, Scott	24	8	16	.333	Vipond, Peter	10	1	9	.100
Pym, Dave	48	33	15	.688	Little, Glenn	16	7	9	.438	Vitarelli, Mark	14	1	13	.071
Engelke, Bob	48	30	18	.625	Dowling, Jeff	17	7	10	.412	Seivold, Joseph	10	0	10	.000
Tucker, John	62	29	33	.468	Wey, Steve	14	6	8	.429	McCready, Bob	3	0	3	.000
Mouradian, Johnny	64	29	35	.453	<b>Harrison, Blane</b>	<b>18</b>	<b>6</b>	<b>12</b>	<b>.333</b>					
Evans, Dave	42	27	15	.643	French, Mike	8	6	2	.750					
Jacobs, Duane	48	25	23	.521	Hinkson, Jim	16	5	11	.313					
Dal Monte, Paul	48	24	24	.500	Simpson, Mike	16	5	11	.313					
Sanderson, Lindsay	59	23	36	.390	Donahue, Patrick	24	4	20	.167					
Christianson, Walt	48	23	25	.479	<b>Gill, Chris</b>	<b>7</b>	<b>4</b>	<b>3</b>	<b>.571</b>					
Huntley, Dave	48	22	26	.458	Griebe, Bob	14	4	10	.286					
Gait, Gary	32	22	10	.688	McCabe, Pat	29	4	25	.138					
Sawicki, Ted	35	21	14	.600	Phillips, John	7	4	3	.571					
<b>Malawsky, Curt</b>	<b>34</b>	<b>21</b>	<b>13</b>	<b>.618</b>	<b>Coyle, Pat</b>	<b>7</b>	<b>4</b>	<b>3</b>	<b>.571</b>					
Martinello, Medo	34	21	13	.618	<b>Stroup, Dan</b>	<b>7</b>	<b>4</b>	<b>3</b>	<b>.571</b>					
Stewart, John	42	19	23	.452	Cooper, Marty	19	4	15	.211					
Ryan, Tom	32	18	14	.563	Jensen, Rod	9	4	5	.444					



## ALL-TIME PLAYOFF COACHING RECORDS

Sorted alphabetically; coaches active at the end of the 2014 season in bold.

Coach	Games	Won	Lost	Win %	Coach	Games	Won	Lost	Win %
Bartley, Les	22	18	4	.818	<b>Keenan, Derek</b>	<b>14</b>	<b>6</b>	<b>8</b>	<b>.429</b>
Batley, Jamie	4	1	3	.250	Kilgour, Darris	23	12	11	.522
Beardmore, Clayton "Bud"	2	1	1	.500	Lines, Mike	2	0	2	.000
Christianson, Walt	3	1	2	.333	Little, Glenn	1	0	1	.000
Clark, Glenn	1	0	1	.000	<b>Lovell, John</b>	<b>1</b>	<b>0</b>	<b>1</b>	<b>.000</b>
Comeau, Ed	10	7	3	.700	<b>Malawsky, Curt</b>	<b>9</b>	<b>5</b>	<b>4</b>	<b>.556</b>
<b>Cordingley, Troy</b>	<b>18</b>	<b>12</b>	<b>6</b>	<b>.667</b>	Martinello, Medo	3	1	2	.333
<b>Coyle, Pat</b>	<b>1</b>	<b>0</b>	<b>1</b>	<b>.000</b>	McMahon, Bob	4	1	3	.250
Dal Monte, Paul	2	0	2	.000	Mouradian, Johnny	3	0	3	.000
Day, Paul	13	5	8	.385	Mueller, Adam	4	1	3	.250
Dougherty, William	3	1	2	.333	Pfeifer, Vinnie	1	0	1	.000
Dowling, Jeff	1	0	1	.000	Powless, Barry	5	3	2	.600
Engelke, Bob	7	3	4	.429	Pym, Dave	4	1	3	.250
Evans, Dave	8	6	2	.750	Resch, Tony	12	8	4	.667
Fraser, Ron	6	1	5	.167	Ryan, Tom	2	0	2	.000
French, Mike	2	2	0	1.000	Sanderson, Shane	2	0	2	.000
Gait, Gary	4	3	1	.750	Sanderson, Terry	4	2	2	.500
Gait, Paul	1	0	1	.000	Sawicki, Ted	1	0	1	.000
<b>Gill, Chris</b>	<b>1</b>	<b>0</b>	<b>1</b>	<b>.000</b>	Sawyer, Matt	1	0	1	.000
Griebe, Bob	2	2	0	1.000	Stewart, John	3	0	3	.000
<b>Hall, Chris</b>	<b>17</b>	<b>11</b>	<b>6</b>	<b>.647</b>	<b>Stroup, Dan</b>	<b>1</b>	<b>0</b>	<b>1</b>	<b>.000</b>
Hamley, Bob	11	5	6	.455	<b>Sullivan, Joe</b>	<b>4</b>	<b>2</b>	<b>2</b>	<b>.500</b>
<b>Hasen, Mike</b>	<b>13</b>	<b>10</b>	<b>3</b>	<b>.769</b>	Tucker, John	4	1	3	.250
Huntley, Dave	1	0	1	.000	Wakeling, Les	1	0	1	.000
Jacobs, Duane	2	0	2	.000	Wey, Steve	2	0	2	.000



Sorted by number of coaching wins; coaches active at the end of the 2014 season in bold.

Coach	Games	Won	Lost	Win %	Coach	Games	Won	Lost	Win %
Bartley, Les	22	18	4	.818	Dougherty, William	3	1	2	.333
<b>Cordingley, Troy</b>	<b>18</b>	<b>12</b>	<b>6</b>	<b>.667</b>	Martinello, Medo	3	1	2	.333
Kilgour, Darris	23	12	11	.522	Fraser, Ron	6	1	5	.167
<b>Hall, Chris</b>	<b>17</b>	<b>11</b>	<b>6</b>	<b>.647</b>	Batley, Jamie	4	1	3	.250
<b>Hasen, Mike</b>	<b>13</b>	<b>10</b>	<b>3</b>	<b>.769</b>	Stewart, John	3	0	3	.000
Resch, Tony	12	8	4	.667	Sanderson, Shane	2	0	2	.000
Comeau, Ed	10	7	3	.700	<b>Lovell, John</b>	<b>1</b>	<b>0</b>	<b>1</b>	<b>.000</b>
<b>Keenan, Derek</b>	<b>14</b>	<b>6</b>	<b>8</b>	<b>.429</b>	Clark, Glenn	1	0	1	.000
Evans, Dave	8	6	2	.750	Sawicki, Ted	1	0	1	.000
<b>Malawsky, Curt</b>	<b>9</b>	<b>5</b>	<b>4</b>	<b>.556</b>	<b>Coyle, Pat</b>	<b>1</b>	<b>0</b>	<b>1</b>	<b>.000</b>
Day, Paul	13	5	8	.385	Lines, Mike	2	0	2	.000
Hamley, Bob	11	5	6	.455	Dowling, Jeff	1	0	1	.000
Engelke, Bob	7	3	4	.429	Ryan, Tom	2	0	2	.000
Powless, Barry	5	3	2	.600	Mouradian, Johnny	3	0	3	.000
Gait, Gary	4	3	1	.750	<b>Gill, Chris</b>	<b>1</b>	<b>0</b>	<b>1</b>	<b>.000</b>
Sanderson, Terry	4	2	2	.500	Dal Monte, Paul	2	0	2	.000
French, Mike	2	2	0	1.000	Sawyer, Matt	1	0	1	.000
Griebe, Bob	2	2	0	1.000	Pfeifer, Vinnie	1	0	1	.000
<b>Sullivan, Joe</b>	<b>4</b>	<b>2</b>	<b>2</b>	<b>.500</b>	<b>Stroup, Dan</b>	<b>1</b>	<b>0</b>	<b>1</b>	<b>.000</b>
Mueller, Adam	4	1	3	.250	Huntley, Dave	1	0	1	.000
Pym, Dave	4	1	3	.250	Little, Glenn	1	0	1	.000
Tucker, John	4	1	3	.250	Wakeling, Les	1	0	1	.000
Christianson, Walt	3	1	2	.333	Gait, Paul	1	0	1	.000
Beardmore, Clayton "Bud"	2	1	1	.500	Wey, Steve	2	0	2	.000
McMahon, Bob	4	1	3	.250	Jacobs, Duane	2	0	2	.000





## YEAR-BY-YEAR LEADERS

### GOALS

1987	M. French	Phi	14	1993	J. Tavares	Buf	58	2009	K. Laverty	Roc	78	2010	L. Ratcliff	Was	13	<b>FORCED TURNOVERS</b>			
1988	M. Gold	Wsh	22	1994	J. Tavares	Buf	47	2010	R. Smith	Orl	104	2011	C. Powell	Bos	14	2011	B. Merrill	Edm	30
1989	B. Kotz	Phi	28	1995	G. Gait	Phi	48	2011	G. Snider	Cal	74	2012	J. Tavares	Buf	21	2012	K. Rubisch	Edm	43
1990	B. Nikula	Pit	20	1996	J. Tavares	Buf	81	2012	A. Suitor	Min	74	2013	G. Billings	Tor	15	2013	K. Rubisch	Edm	44
1991	P. Gait	Det	47	1997	G. Gait	Phi	72	2013	G. Snider	Cal	69		D. Dobbie	Cal	15	2014	K. Rubisch	Edm	61
1992	P. Gait	Det	33	1998	G. Gait	Bal	85	2014	A. Suitor	Min	73		J. Grant, Jr.	Col	15				
1993	J. Tavares	Buf	35	1999	G. Gait	Bal	82					2014	J. Grant, Jr.	Col	15				
1994	P. Gait	Phi	31	2000	G. Gait	Pit	83	<b>FACE-OFFS WON</b>											
1995	G. Gait	Phi	30	2001	J. Tavares	Buf	83	1992	P. Talmo	Bos	108								
1996	G. Gait	Phi	43	2002	J. Tavares	Buf	115	1993	P. Talmo	Bos	97	<b>SHORT HANDED GOALS</b>							
1997	G. Gait	Phi	40	2003	J. Tavares	Buf	107	1994	B. Silcott	Buf	78	1998	G. Gait	Bal	6				
1998	G. Gait	Bal	57	2004	G. Gait	Col	93	1995	P. Talmo	Bos	75	1999	E. Fay	Syr	7				
1999	G. Gait	Bal	50	2005	J. Tavares	Buf	93	1996	R. Tapp	Bos	121	2000	C. Gill	Tor	6				
2000	T. Dowling	Alb	41	2006	C. Doyle	Tor	111	1997	R. Tapp	Bos	141		T. Dowling	Alb	6				
	T. Marechek	Phi	41	2007	J. Sanderson	Tor	98	1998	R. Tapp	Syr	209	2001	P. Maddalena	Buf	5				
2001	J. Tavares	Buf	51	2008	J. Grant Jr.	Roc	111	1999	R. Graham	Tor	144	2002	S. Toll	Tor	7				
2002	P. Gait	Was	54	2009	A. Iannucci	Phi	100	2000	R. Klausner	Syr	174	2003	M. Steenhuis	Buf	6				
2003	G. Gait	Col	61	2010	C. Doyle	SJ	111	2001	S. Fannell	Alb	215		B. Prepchuk	Col	6				
2004	G. Gait	Col	55	2011	J. Sanderson	Cal	104	2002	J. Hanford	NJ	232	2004	M. Steenhuis	Buf	5				
2005	J. Grant Jr.	Roc	49	2012	R. Benesch	Min	95	2003	J. Hanford	Col	271	2005	A. Wilson	Tor	4				
2006	J. Grant Jr.	Roc	54	2013	J. Grant	Col	116	2004	C. Cercy	SJ	212		P. Maddalena	Arz	4				
2007	J. Grant Jr.	Roc	51	2014	Sh. Evans	Cal	115	2005	P. Jacobs	Phi	318	2006	C. Conn	Arz	5				
2008	A. Iannucci	Phi	71		C. Jamieson	Roc	108	2006	P. Jacobs	Phi	280		C. Seller	Arz	5				
2009	M. Steenhuis	Buf	51					2007	J. Hanford	Col	275	2007	J. Grant Jr.	Roc	5				
	J. Tavares	Buf	51	<b>LOOSE BALLS</b>				2008	G. Snider	Phi	318		B. McGlone	Chi	5				
2010	L. Ratcliff	Was	46	1992	J. Veltman	Buf	111	2009	G. Snider	Phi	260		J. Moleski	Cal	5				
2011	R. Benesch	Min	46	1993	J. Veltman	Buf	102	2010	G. Snider	Phi	295	2008	J. Zywicki	SJ	7				
2012	J. Grant	Col	50	1994	J. Veltman	Buf	130	2011	G. Snider	Cal	235	2009	T. Kelusky	Cal	4				
2013	R. Duch	Was	45	1995	J. Veltman	Buf	91	2012	B. Snider	Was	319		A. Watt	Min	4				
2014	D. Dobbie	Cal	51	1996	J. Veltman	Buf	125	2013	G. Snider	Cal	310	2010	Six tied with		3				
				1997	J. Tavares	Buf	104	2014	G. Snider	Cal	317	2011	A. Watt	Min	4				
				1998	J. Veltman	Ont	194	<b>SAVES</b>					J. Shattler	Cal	4				
<b>ASSISTS</b>				1999	J. Veltman	Tor	166	1992	D. Eliuk	Phi	312		C. Dickson	Cal	4				
1987	J. Tucker	Phi	14	2000	J. Veltman	Tor	164	1993	S. LoCascio	NY	319	2012	S. Evans	Roc	4				
1988	J. Lamon	Wsh	14	2001	J. Veltman	Tor	161	1994	S. LoCascio	NY	300		C. Jamieson	Roc	4				
1989	J. Tucker	Phi	24	2002	J. Veltman	Tor	203	1995	S. Dietrich	Roc	322		R. Duch	Was	4				
1990	T. Martinello	Det	20	2003	J. Veltman	Tor	207	1996	S. Dietrich	Roc	377		A. Watt	Min	4				
1991	G. Gait	Det	36	2004	J. Veltman	Tor	179	1997	S. Dietrich	Roc	396	2013	C. Dickson	Cal	6				
1992	D. Keenan	Buf	23	2005	J. Veltman	Tor	193	1998	D. Eliuk	Phi	435	2014	C. Corbeil	Edm	5				
	J. Veltman	Buf	23	2006	J. Veltman	Tor	226	1999	D. Eliuk	Phi	474		C. Crawford	Min	5				
1993	J. Tavares	Buf	23	2007	B. Merrill	Por	196	2000	R. Blasdel	Alb	434								
1994	J. Veltman	Buf	24	2008	G. Snider	Phi	244	2001	G. Nash	NY	571								
1995	T. Carmean	Bos	27	2009	G. Snider	Phi	220	2002	R. Blasdel	Alb	644								
1996	J. Tavares	Buf	40	2010	G. Snider	Phi	245	2003	D. Eliuk	Phi	608								
1997	G. Gait	Phi	32	2011	B. Merrill	Edm	187	2004	M. Miron	Ari	572								
1998	J. Veltman	Ont	40	2012	G. Snider	Cal	232	2005	G. Nash	Col	601								
1999	J. Hiltz	Bal	46	2013	G. Snider	Cal	235	2006	P. O'Toole	Roc	598								
2000	J. Tavares	Buf	49	2014	G. Snider	Cal	209	2007	B. Miller	Chi	602								
2001	J. Tavares	Buf	64					2008	N. Patterson	Min	598								
2002	J. Sanderson	Alb	68	<b>PENALTY MINUTES</b>				2009	M. Vinc	NYT	609								
2003	J. Tavares	Buf	58	1987	Three tied with 18			2010	M. Vinc	NYT	609								
2004	J. Sanderson	SJ	61	1988	F. Tashman	NJ	12	2011	M. Vinc	Roc	585								
2005	J. Sanderson	Tor	71	1989	J. Goldberg	NY	28	2012	C. Levis	Col	603								
2006	J. Sanderson	Tor	69	1990	K. Forrester	Pit	28	2013	M. Vinc	Roc	662								
2007	J. Tavares	Buf	61	1991	N. Doddridge	Det	39	2014	A. Cosmo	Buf	752								
2008	G. Prout	Col	67	1992	D. Kilgour	Buf	49												
2009	D. Dawson	Bos	74	1993	P. Welsh	Bal	38	<b>POWER PLAY GOALS</b>											
	J. Sanderson	Cal	74	1994	B. Kroneberger	Bal	25	1998	D. Kilgour	Buf	16								
2010	J. Sanderson	Cal	70	1995	S. Govett	Phi	39	1999	J. Hiltz	Bal	15								
2011	D. Dawson	Bos	59	1996	T. Phair	Buf	53	2000	R. Colsey	NY	13								
2012	G. Billings	Tor	82	1997	T. Phair	Buf	58		T. Marechek	Phi	13								
2013	Sh. Evans	Cal	80	1998	P. Coyle	Ont	48	2001	J. Tavares	Buf	22								
2014	Sh. Evans	Cal	79	1999	T. Millon	Syr	59		S. Williams	Buf	22								
				2000	T. Millon	Syr	84	2002	R. Painter	Ott	19								
				2001	B. Reese	Was	98	2003	B. Manning	Tor	17								
<b>POINTS</b>				2003	C. Zaph	Roc	59	2004	B. Manning	Tor	19								
1987	J. Tucker	Phi	26	2004	T. Bonterre	Arz	73	2005	K. Hall	Min	19								
1988	J. Gold	Wsh	34	2005	J. Phillips	Cal	69	2006	C. Gill	Col	17								
1989	B. Kotz	Phi	44	2006	R. Van Beek	Phi	72	2007	G. Rosyski	SJ	18								
1990	T. Martinello	Det	34	2007	S. Ditzell	Rock	68	2008	M. McLellan	NY	19								
1991	G. Gait	Det	68	2008	G. Snider	Phi	103	2009	J. Zywicki	SJ	17								
1992	P. Gait	Det	53																







# NLL CHAMPIONSHIP GAME HISTORY

Year	Game and score	Attendance	MVP
2014	Rochester Knighthawks def. Calgary Roughnecks, Two games to one (best-of-three series)		Dan Dawson - Series MVP
	• Game 1: Calgary (10) vs. Rochester (7)	16,541	Dane Dobbie, Calgary (3 G + 1 A)
	• Game 2: Rochester (16) vs. Calgary (10)	9,188	Dan Dawson, Rochester (3 G + 4 A)
	• Game 3: Rochester (3) vs. Calgary (2) <sup>^</sup>		Craig Point, Rochester (2 G)
2013	Rochester Knighthawks (11) @ Washington Stealth (10)*	5,200	Cody Jamieson, Rochester (3 G + 3 A)
2012	Rochester Knighthawks (9) vs. Edmonton Rush (6)	9,277	Cody Jamieson, Rochester (4 G + 4 A)
2011	Toronto Rock (8) vs. Washington Stealth (7)	14,488	Bob Watson, Toronto (46 Svs)
2010	Washington Stealth (15) vs. Toronto Rock (11)	8,609	Lewis Ratcliff, Washington (5 G + 1 A)
2009	Calgary Roughnecks (12) vs. New York Titans (10)	13,042	Josh Sanderson, Calgary (2 G + 3 A)
2008	Buffalo Bandits (14) vs. Portland LumberJax (13)	18,690	Mark Steenhuis (5 G + 1 A)
2007	Rochester Knighthawks (13) @ Arizona Sting (11)	9,796	John Grant, Rochester (3 G + 5 A)
2006	Colorado Mammoth (16) @ Buffalo Bandits (9)	16,104	Gavin Prout, Colorado (4 G + 3 A)
2005	Toronto Rock (19) vs. Arizona Sting (13)	19,432	Colin Doyle, Toronto (5 G + 3 A)
2004	Calgary Roughnecks (14) vs. Buffalo Bandits (11)	19,289	Curtis Palidwor, Calgary (41 Svs)
2003	Toronto Rock (8) @ Rochester Knighthawks (6)	11,051	Bob Watson, Toronto (40 Svs)
2002	Toronto Rock (13) @ Albany Attack (12)	9,289	Colin Doyle, Toronto (3 G + 1 A)
2001	Philadelphia Wings (9) @ Toronto Rock (8)	19,409	Dallas Eliuk, Philadelphia (40 Svs)
2000	Toronto Rock (14) vs. Rochester Knighthawks (13)	14,211	Dan Stroup, Toronto (5 G)
1999	Toronto Rock (13) vs. Rochester Knighthawks (10)	15,691	Colin Doyle, Toronto (4 G + 2 A)
1998	Philadelphia Wings def. Baltimore Thunder, Two games to none (best-of-three series)		Dallas Eliuk (Series MVP)
	• Game 1: Philadelphia (16) vs. Baltimore (12)	9,860	Dallas Eliuk, Philadelphia (35 Svs)
	• Game 2: Philadelphia (17) @ Baltimore (12)	3,137	Bill Miller, Philadelphia (3 G + 2 A)
1997	Rochester Knighthawks (15) @ Buffalo Bandits (12)	18,055	Steve Dietrich, Rochester (54 Svs)
1996	Buffalo Bandits (15) vs. Philadelphia Wings (10)	16,230	Pat O'Toole, Buffalo (40 Svs)
1995	Philadelphia Wings (15) vs. Rochester Knighthawks (14) – OT	14,284	Gary Gait, Philadelphia (6 G + 1 A)
1994	Philadelphia Wings (26) @ Buffalo Bandits (15)	16,284	Paul Gait, Philadelphia (8 G + 3 A)
1993	Buffalo Bandits (13) vs. Philadelphia Wings (12)	16,325	John Tavares, Buffalo (4 G + 3 A)
1992	Buffalo Bandits (11) @ Philadelphia Wings (10) – OT	13,572	John Tavares, Buffalo (4 G + 1 A)
1991	Detroit Turbos (14) @ Baltimore Thunder (12)	10,814	Gary Gait, Detroit (3 G + 3 A)
1990	Philadelphia Wings (17) @ New England Blazers (7)	11,479	Brad Kotz, Philadelphia (3 G + 4 A)
1989	Philadelphia Wings (11) vs. New York Saints (10)	16,042	John Tucker, Philadelphia (1 G + 4 A)
1988	New Jersey Saints (17) @ Washington Wave (16)	8,215	Larry Quinn, New Jersey (32 Svs) & Jeff Goldberg, New Jersey (4 G)
1987	Baltimore Thunder (11) @ Washington Wave (10)	7,019	Buzz Sheain, Baltimore (46 Svs)

\*Game played in Langley, British Columbia, Canada; ^ - Mini-game.

# NLL CHAMPIONSHIP GAME RECORDS

## CHAMPIONSHIP GAME PLAYER RECORDS

Category	Stat	Player, Date and Opponent
Goals	8	Paul Gait, Philadelphia vs. Buffalo (Apr. 16, 1994)
Assists	8	Kevin Finneran, Philadelphia vs. Buffalo (Apr. 16, 1994)
Points	11	Rhys Duch, Washington vs. Toronto (May 15, 2010)
		Paul Gait, Philadelphia vs. Buffalo (Apr. 16, 1994)
		Rhys Duch, Washington vs. Toronto (May 15, 2010)
Penalty Minutes	19	Billy Dee Smith, Buffalo vs. Colorado (May 13, 2006)
PP Goals	4	Paul Gait, Philadelphia vs. Buffalo (Apr. 16, 1994)
SH Goals	2	Steve Toll, Toronto vs. Rochester (May 3, 2003)
Total Shots	27	Curtis Dickson, Calgary @ Rochester (May 31, 2014 - Game 2)
Shots on goal	17	Paul Gait, Philadelphia vs. Buffalo (Apr. 16, 1994)
		John Grant Jr., Rochester @ Toronto (May 3, 2003)
Loose Balls <sup>^</sup>	19	Paul Gait, Philadelphia vs. Buffalo (Apr. 16, 1994)
Forced Turnovers *	5	Mike Grimes, Washington @ Toronto (May 15, 2011)
FO Taken	35	Patrick Merrill, Toronto vs. Arizona (May 14, 2005)
FO Won	23	Patrick Merrill, Toronto vs. Arizona (May 14, 2005)
Shots Faced	66	Steve Dietrich, Rochester @ Buffalo (Apr. 12, 1997)
Saves	54	Steve Dietrich, Rochester @ Buffalo (Apr. 12, 1997)

<sup>^</sup> - Position Players only; \* - Official since 2011

## CHAMPIONSHIP GAME TEAM RECORDS

Category	Team(s) - record	Year
Most Goals (single team)	Philadelphia – 26	1994
Fewest Goals (single team)	Rochester – 6	2003
Most Goals (combined)	Philadelphia/Buffalo – 41	1994
Fewest Goals (combined)	Toronto/Rochester – 14	2003
Greatest Margin of Victory	Philadelphia def. Buffalo – 11	1994

Appearances	Philadelphia – 9	1989, 90, 92-96, 98, 2001
Wins	Philadelphia – 6	1989, 90, 94, 95, 98, 2001
	Toronto – 6	1999-2000, 02-03, 05, 11

## OVERTIME GAMES

Teams (score)	Year	OT Winner (Time)
Buffalo (11) @ Philadelphia (10)	1992	John Tavares (1:45)
Philadelphia (15) v. Rochester (14)	1995	Gary Gait (0:51)

## CHAMPIONSHIP GAME CAREER RECORDS

Category	Stat	Player
Games Played	10	Jim Veltman
Goals	23	Paul Gait
	22	John Tavares
	21	Gary Gait
	16	Colin Doyle
	12	Jim Veltman
	12	Lewis Ratcliff
Assists	26	Kevin Finneran
	24	Dan Dawson
	23	Jim Veltman
	22	John Tavares
	15	Gary Gait
	15	Blaine Manning

## ALL-STAR GAME HISTORY

### February 25, 2012

The 2012 NLL All-Star Game is held in Buffalo, NY for the first time at First Niagara Center, home of the Buffalo Bandits. The West All-Stars defeated the East by a score of 20-18 in front of 13,466 fans while Calgary's Geoff Snider was named ASG MVP.

### February 28, 2011

The East defeated the West 30-26 in the 2011 NLL All-Star Game at the Event Center at the Turning Stone Resort Casino in Verona, NY, presented by the Oneida Indian Nation. Shawn Evans of the Rochester Knights was the game's MVP, with 12 points on 4 goals and 8 assists.

### March 7, 2009

The Colorado Mammoth became the first team in league history to host an All-Star Game for a second time, having also hosted the event in 2004. The East Division defeated the West Division 27-21 in the second highest goal scoring All-Star Game in league history.

### March 16, 2008

The East Division defeated the West Division 17-16 in overtime. It was the league's eighth All-Star Game and the third time the game went into overtime. Shawn Williams of the Rochester Knighthawks scored the game winner, as the game was held at Rexall Place in Edmonton and hosted by the Edmonton Rush.

### March 10, 2007

The East Division defeated the West Division 20-16 in front of 12,856 fans at Rose Garden in Portland, Oregon, home of the Portland LumberJax. Buffalo transition player Mark Steenhuis scored five goals and added an assist en route to winning his second career All-Star Game MVP Award (won first in 2004). Gavin Prout led the West with eight points (3 goals, 5 assists) and home team representative Ryan Powell scored four goals in the game. The game marked the first professional sports All-Star Game ever hosted in the city of Portland.

### February 25, 2006

The West Division defeated the East Division 14-13 in front of 15,924 fans at the Air Canada Centre, home of the Toronto Rock. The game aired on regional sports networks across the US and Canada. The East held a 13-9 lead in the fourth quarter, but Portland LumberJax goaltender Dallas Eliuk and the West defense held their opposition scoreless for the final 12 minutes of the game, as the rest of the West stars rallied for five consecutive goals to win the game. Calgary Roughnecks forward Lewis Ratcliff was named Game MVP, as he scored four goals, including the game-winner with 4.4 seconds remaining in regulation.

### February 26, 2005

The East Division defeated the West Division 11-10 in overtime at Pengrowth Saddledome, home of the Calgary Roughnecks. In front of 11,511 fans at the Saddledome, and a live national television audience on NBC, the East trailed 9-7 heading into the fourth quarter, but scored three straight goals to take a 10-9 lead. Arizona's Dan Dawson fired back for the West scoring with less than three minutes remaining to tie the game and force overtime. In overtime, Buffalo Bandits veteran forward John Tavares scored the game-winning overtime goal at 1:15 into the extra period.

### February 22, 2004

The East Division defeated the West Division by a score of 19-15 in front of 16,742 fans at Pepsi Center in Denver, home of the Colorado Mammoth. The Eastern Division All-Stars used a seven-goal run in the fourth quarter to pull away for a 19-15 victory over the Western Division All-Stars in front of a live television audience on Fox Sports Net. Buffalo Bandits forward Mark Steenhuis was named MVP, leading all scorers with six goals.

### April 21, 2002

The North Division defeated the South Division by a score of 14-10 at the Mohegan Sun Arena in Uncasville, CT. The North reeled off seven straight goals late in the contest to overcome the South. The Toronto Rock's Steve Toll was named the game MVP. Toll scored three goals and added an assist.

### February 20, 1999

Team Canada defeated Team USA, by a score of 25-24 in overtime in front of 9,070 fans at the Blue Cross Arena, in Rochester, NY. The All-Stars were placed into their respective teams by their Nationality.

### April 20, 1991

The National Division defeated the American Division, by a score of 25-20, in front of 7,658 fans at the Spectrum in Philadelphia.





# YEAR-BY-YEAR STANDINGS

## 2014 REGULAR SEASON

### East

Team	W	L	PCT	GB	GF	GA	Division
Rochester	14	4	-	.778	210	167	12-1
Toronto	9	9	5.0	.500	219	213	6-6
Buffalo	8	10	6.0	.444	190	200	6-7
Philadelphia	6	12	8.0	.333	202	218	3-9
Minnesota	4	14	10.0	.222	180	219	4-8

### West

Team	W	L	PCT	GB	GF	GA	Division
Edmonton	16	2	-	.889	220	157	9-2
Calgary	12	6	4.0	.667	237	215	6-5
Colorado	8	10	8.0	.444	201	228	5-6
Vancouver	4	14	12.0	.222	181	223	2-9

## PLAYOFFS

### Divisional Round

Opponents	Score	Arena	Attendance
Buffalo d. Toronto	15-13	Air Canada Centre	7,867
Calgary d. Colorado	16-15 (OT)	Scotiabank Saddledome	12,375

### Divisional Finals

Opponents	Score	Arena	Attendance
Buffalo d. Rochester	12-8	First Niagara Center	9,209
Rochester d. Buffalo	13-8	Blue Cross Arena	8,651
Rochester d. Buffalo	2-1 (OT)	Blue Cross Arena	8,651
Calgary d. Edmonton	12-11 (OT)	Scotiabank Saddledome	13,618
Edmonton d. Calgary	15-13	Rexall Place	9,120
Calgary d. Edmonton	2-1	Rexall Place	9,120

## 2014 CHAMPION'S CUP FINALS

Opponents	Score	Arena	Attendance
Calgary d. Rochester	10-7	Scotiabank Saddledome	16,541
Rochester d. Calgary	16-10	Blue Cross Arena	9,188
Rochester d. Calgary	3-2	Blue Cross Arena	9,188

## 2013 REGULAR SEASON

### East

Team	W	L	PCT	GB	GF	GA	Division
Toronto	10	6	0.625	-	194	176	5-4
Rochester	8	8	0.5	2	179	165	5-5
Philadelphia	7	9	0.438	3	170	207	5-4
Buffalo	6	10	0.375	4	171	211	4-6

### West

Team	W	L	PCT	GB	GF	GA	Division
Calgary	9	7	0.563	-	222	211	8-4
Washington	9	7	0.563	-	193	192	6-5
Edmonton	9	7	0.563	-	203	170	5-6
Colorado	7	9	0.438	2	185	202	4-6
Minnesota	7	9	0.438	2	219	202	4-6

## PLAYOFFS

### Divisional Round

Opponents	Score	Arena	Attendance
Rochester d. Philadelphia	10-8	Blue Cross Arena	5,963
Washington d. Edmonton	12-11	Comcast Arena	3,022
Calgary d. Colorado	15-10	Scotiabank Saddledome	8,726
Minnesota d. Toronto	20-11	Air Canada Centre	9,066

### Divisional Finals

Opponents	Score	Arena	Attendance
Rochester d. Minnesota	12-10	Blue Cross Arena	5,093
Washington d. Calgary	14-13	Scotiabank Saddledome	9,583

## 2013 CHAMPIONSHIP GAME

Opponents	Score	Arena	Attendance
Rochester d. Washington	11-10	Langley Events Center	5,200

## 2012 REGULAR SEASON

### East

Team	W	L	PCT	GB	GF	GA	Division
Toronto	9	7	0.563	-	198	196	5-4
Rochester	7	9	0.438	2	191	197	4-5
Philadelphia	7	9	0.438	2	176	207	4-5
Buffalo	7	9	0.438	2	198	204	5-4

### West

Team	W	L	PCT	GB	GF	GA	Division
Calgary	12	4	0.75	-	216	170	9-2
Colorado	11	5	0.688	1	217	201	6-4
Minnesota	9	7	0.563	3	202	190	5-5
Edmonton	6	10	0.375	6	167	175	4-7
Washington	4	12	0.25	8	179	204	2-8

## PLAYOFFS

### Divisional Round

Opponents	Score	Arena	Attendance
Rochester d. Philadelphia	14-13	Blue Cross Arena	5,176
Toronto d. Buffalo	7-6	Air Canada Centre	9,472
Minnesota d. Colorado	14-10	Pepsi Center	14,152
Edmonton d. Calgary	19-11	Scotiabank Saddledome	11,161

### Divisional Finals

Opponents	Score	Arena	Attendance
Rochester d. Toronto	17-13	Air Canada Centre	9,384
Edmonton d. Minnesota	15-3	Xcel Energy Center	6,491

## 2012 CHAMPIONSHIP GAME

Opponents	Score	Arena	Attendance
Rochester d. Edmonton	9-6	Blue Cross Arena	9,277

## 2011 REGULAR SEASON

### East

Team	W	L	PCT	GB	GF	GA	Division
Buffalo	10	6	0.625	-	169	159	8-4
Toronto	10	6	0.625	-	187	168	7-4
Rochester	10	6	0.625	-	176	159	6-6
Boston	8	8	0.5	2	166	155	5-6
Philadelphia	5	11	0.313	5	143	179	3-9

### West

Team	W	L	PCT	GB	GF	GA	Division
Calgary	11	5	0.688	-	198	181	8-4
Minnesota	8	8	0.5	3	187	180	7-3
Washington	8	8	0.5	3	203	198	6-6
Colorado	5	11	0.313	6	151	172	4-8
Edmonton	5	11	0.313	6	175	204	4-8

## PLAYOFFS

### Divisional Semifinals

Opponents	Score	Arena	Attendance
Buffalo d. Boston	11-10	HSBC Arena	11,273
Toronto d. Rochester	10-8	Air Canada Centre	10,228
Calgary d. Colorado	10-6	Scotiabank Saddledome	10,092
Washington d. Minnesota	14-8	Xcel Energy Center	5,878

### Divisional Finals

Opponents	Score	Arena	Attendance
Toronto d. Buffalo	12-11	HSBC Arena	12,349
Washington d. Calgary	10-8	Scotiabank Saddledome	10,125

## 2011 CHAMPIONSHIP GAME

Opponents	Score	Arena	Attendance
Toronto d. Washington	8-7	Air Canada Centre	14,488





# YEAR-BY-YEAR STANDINGS

## 2010 REGULAR SEASON

East								
Team	W	L	GB	PCT	GF	GA	Home	Away
Orlando	11	5	--	.688	172	154	5-3	6-2
Toronto	9	7	2	.562	197	156	6-2	3-5
Buffalo	8	8	3	.500	169	170	4-4	4-4
Boston	8	8	3	.500	161	162	5-3	3-5
Rochester	7	9	4	.438	155	181	4-4	3-5
Philadelphia	5	11	6	.312	168	194	3-5	2-6

West								
Team	W	L	GB	PCT	GF	GA	Home	Away
Washington	11	5	--	.688	211	179	6-2	5-3
Calgary	10	6	1	.625	193	169	5-3	5-3
Edmonton	10	6	1	.625	186	201	5-3	5-3
Minnesota	5	11	6	.312	189	201	3-5	2-6
Colorado	4	12	7	.250	167	201	0-8	4-4

## PLAYOFFS

### Divisional Semifinals

Opponents	Score	Arena	Attendance
Orlando d. Boston	12-11	Amway Arena	4,205
Toronto d. Buffalo	13-11	Air Canada Centre	9,367

Washington d. Minnesota	14-10	Comcast Arena	3,268
Edmonton d. Calgary	11-7	Pengrowth Saddledome	10,388

### Divisional Finals

Opponents	Score	Arena	Attendance
Toronto d. Orlando	15-10	Amway Arena	4,651
Washington d. Edmonton	12-11 OT	Key Arena	4,242

## 2010 CHAMPIONSHIP GAME

Opponents	Score	Arena	Attendance
Washington d. Toronto	15-11	Comcast Arena	8,609

## 2009 REGULAR SEASON

East								
Team	W	L	GB	PCT	GF	GA	Home	Away
Buffalo	10	6	--	.625	223	170	5-3	5-3
Boston	10	6	--	.625	181	168	4-4	6-2
New York	10	6	--	.625	190	180	5-3	5-3
Rochester	7	9	3	.438	169	197	6-2	1-7
Philadelphia	7	9	3	.438	188	193	4-4	3-5
Toronto	6	10	4	.375	194	218	3-5	3-5

West								
Team	W	L	GB	PCT	GF	GA	Home	Away
Calgary	12	4	--	.750	206	167	5-3	7-1
Portland	9	7	3	.563	181	177	4-4	5-3
San Jose	7	9	5	.438	200	185	5-3	2-6
Colorado	7	9	5	.438	174	198	4-4	3-5
Minnesota	6	10	6	.375	141	197	2-6	4-4
Edmonton	5	11	7	.313	159	200	4-4	1-7

## PLAYOFFS

### Divisional Semifinals

Opponents	Score	Arena	Attendance
New York d. Rochester	11-10	Madison Square Garden	4,878
San Jose d. Portland	20-16	Rose Garden	6,053
Buffalo d. Boston	11-8	HSBC Arena	13,343
Calgary d. Colorado	15-8	Pengrowth Saddledome	9,760

### Divisional Finals

Opponents	Score	Arena	Attendance
New York d. Buffalo	9-3	Prudential Center	5,644
Calgary d. San Jose	17-5	Pengrowth Saddledome	9,639

## 2009 CHAMPIONSHIP GAME

Opponents	Score	Arena	Attendance
Calgary d. New York	12-10	Pengrowth Saddledome	13,0

## 2008 REGULAR SEASON

East								
Team	W	L	GB	PCT	GF	GA	Home	Away
Buffalo	10	6	--	.625	203	174	7-2	3-4
Minnesota	10	6	--	.625	199	196	6-2	4-4
New York	10	6	--	.625	197	186	5-1	5-5
Philadelphia	10	6	--	.625	225	220	7-1	3-5
Rochester	8	8	2	.500	197	171	4-4	4-4
Toronto	7	9	3	.438	172	174	4-5	3-4
Chicago	6	10	4	.375	176	212	3-5	3-5

West								
Team	W	L	GB	PCT	GF	GA	Home	Away
San Jose	9	7	--	.563	185	172	4-4	5-3
Colorado	9	7	--	.563	184	167	6-2	3-5
Calgary	7	9	2	.438	183	178	5-3	2-6
Portland	6	10	3	.375	179	194	3-5	3-5
Edmonton	4	12	5	.250	141	197	3-5	1-7

## PLAYOFFS

### Divisional Semifinals

Opponents	Score	Arena	Attendance
Buffalo d. Philadelphia	14-12	HSBC Arena	9,344
New York d. Minnesota	11-8	Xcel Energy Center	11,088

Calgary d. Colorado	15-13	Pepsi Center	15,554
Portland d. San Jose	18-16	San Jose HP Pavilion	2,697

### Divisional Finals

Opponents	Score	Arena	Attendance
Buffalo d. New York	19-12	HSBC Arena	11,012
Portland d. Calgary	16-12	Pengrowth Saddledome	9,327

## 2008 CHAMPIONSHIP GAME

Opponents	Score	Arena	Attendance
Buffalo d. Portland	14-13	HSBC Arena	18,690

## 2007 REGULAR SEASON

East								
Team	W	L	GB	PCT	GF	GA	Home	Away
Rochester	14	2	--	.875	249	194	8-0	6-2
Buffalo	10	6	4	.625	207	188	6-2	4-4
Minnesota	9	7	5	.563	200	207	4-4	5-3
Toronto	6	10	8	.375	187	183	3-5	3-5
Chicago	6	10	8	.375	176	191	4-4	2-6
Philadelphia	6	10	8	.375	178	186	4-4	2-6
New York	4	12	10	.250	195	233	3-5	1-7

West								
Team	W	L	GB	PCT	GF	GA	Home	Away
Colorado	12	4	--	.750	209	179	7-1	5-3
Calgary	9	7	3	.563	219	202	4-4	5-3
Arizona	9	7	3	.563	188	181	6-2	3-5
San Jose	9	7	3	.563	181	170	4-4	5-3
Edmonton	6	10	6	.375	160	189	4-4	2-6
Portland	4	12	8	.250	153	199	3-5	1-7

## PLAYOFFS

### Divisional Semifinals

Opponents	Score	Arena	Attendance
Rochester d. Toronto	10-6	Blue Cross Arena	7,003
Buffalo d. Minnesota	14-8	HSBC Arena	9,003

Arizona d. Calgary	13-9	Pengrowth Saddledome	10,057
San Jose d. Colorado	15-14	Pepsi Center	16,309

### Divisional Finals

Opponents	Score	Arena	Attendance
Rochester d. Buffalo	14-13	Blue Cross Arena	8,558
Arizona d. San Jose	9-7	Jobing.com Arena	6,924

## 2007 CHAMPIONSHIP GAME

Opponents	Score	Arena	Attendance
Rochester d. Arizona	13-11	Jobing.com Arena	9,796



# YEAR-BY-YEAR STANDINGS

## 2006 REGULAR SEASON

### East

Team	W	L	GB	PCT	GF	GA	Home	Away
Buffalo	11	5	---	.688	193	167	6-2	5-3
Rochester	9	7	2	.563	196	180	6-2	3-5
Toronto	8	8	3	.500	182	179	5-3	3-5
Minnesota	8	8	3	.500	158	171	3-5	5-3
Philadelphia	8	8	3	.500	184	184	5-3	3-5

### West

Team	W	L	GB	PCT	GF	GA	Home	Away
Portland	11	5	---	.688	188	177	5-3	6-2
Colorado	10	6	1	.625	200	172	6-2	4-4
Calgary	9	7	2	.563	183	178	4-4	5-3
Arizona	8	8	3	.500	198	199	4-4	4-4
San Jose	5	11	6	.313	151	174	3-5	2-6
Edmonton	1	15	10	.063	150	202	0-8	1-7

## PLAYOFFS

### Divisional Semifinals

Opponents	Score	Arena	Attendance
Buffalo d. Minnesota	11-10	HSBC Arena	8,110
Rochester d. Toronto	16-8	Blue Cross Arena	7,295
Arizona d. Portland	14-11	Rose Garden	10,843
Colorado d. Calgary	18-17 (OT)	Pepsi Center	13,426

### Divisional Finals

Opponents	Score	Arena	Attendance
Buffalo d. Rochester	15-10	HSBC Arena	10,897
Colorado d. Arizona	13-12	Pepsi Center	12,537

## 2006 CHAMPIONSHIP GAME

Opponents	Score	Arena	Attendance
Colorado d. Buffalo	16-9	HSBC Arena	16,109

## 2005 REGULAR SEASON

### East

Team	W	L	PCT	GB	GF	GA	Home	Away
Toronto	12	4	.750	---	227	190	6-2	6-2
Buffalo	11	5	.688	1	217	183	5-3	6-2
Rochester	10	6	.625	2	193	179	5-3	5-3
Philadelphia	6	10	.375	6	213	218	3-5	3-5
Minnesota	5	11	.313	7	188	231	2-6	3-5

### West

Team	W	L	PCT	GB	GF	GA	Home	Away
Calgary	10	6	.625	---	216	208	6-2	4-4
Arizona	9	7	.563	1	209	209	5-3	4-4
Colorado	8	8	.500	2	201	182	5-3	3-5
Anaheim	5	11	.313	5	175	212	2-6	3-5
San Jose	4	12	.250	6	170	197	2-6	2-6

## PLAYOFFS

### Divisional Semifinals

Opponents	Score	Arena	Attendance
Arizona d. Colorado	16-13	Glendale Arena	5,549
Rochester d. Buffalo	19-14	HSBC Arena	10,014

### Divisional Finals

Opponents	Score	Arena	Attendance
Toronto d. Rochester	12-10	Air Canada Centre	17,289
Arizona d. Calgary	19-15	Pengrowth Saddledome	11,468

## 2005 CHAMPIONSHIP GAME

Opponents	Score	Arena	Attendance
Toronto d. Arizona	19-13	Air Canada Centre	19,432

## 2004 REGULAR SEASON

### East

Team	W	L	PCT	GB	GF	GA	Home	Away
Toronto	10	6	.625	---	202	176	5-3	5-3
Rochester	8	8	.500	2	173	186	6-2	2-6
Buffalo	8	8	.500	2	205	198	4-4	4-4
Philadelphia	7	9	.438	3	192	198	3-5	4-4

### West

Team	W	L	PCT	GB	GF	GA	Home	Away
Colorado	13	3	.813	---	223	173	7-1	6-2
San Jose	11	5	.688	2	204	201	7-1	4-4
Calgary	10	6	.667	3	214	187	4-4	6-2
Arizona	7	9	.438	6	200	208	6-2	1-7
Vancouver	5	11	.313	8	183	213	3-5	2-6
Anaheim	1	15	.063	12	171	227	1-7	0-8

## PLAYOFFS

### Divisional Semifinals

Opponents	Score	Arena	Attendance
Buffalo d. Rochester	13-9	Blue Cross Arena	7,029
Calgary d. San Jose	15-14	HP Pavilion	4,874

### Divisional Finals

Opponents	Score	Arena	Attendance
Calgary d. Colorado	13-11	Pepsi Center	14,283
Buffalo d. Toronto	19-10	Air Canada Centre	14,618

## 2004 CHAMPIONSHIP GAME

Opponents	Score	Arena	Attendance
Calgary d. Buffalo	14-11	Pengrowth Saddledome	19,289

## 2003 REGULAR SEASON

### North

Team	W	L	PCT	GB	GF	GA	Home	Away
Toronto	11	5	.688	---	195	164	6-2	5-3
Calgary	9	7	.562	2	209	207	6-2	3-5
Vancouver	9	7	.562	2	208	196	5-3	4-4
Ottawa	4	12	.250	7	174	214	3-5	1-7

### Central

Team	W	L	PCT	GB	GF	GA	Home	Away
Rochester	12	4	.750	---	214	173	6-2	6-2
Buffalo	12	4	.750	---	231	188	8-0	4-4
Albany	8	8	.500	4	198	191	4-4	4-4
Columbus	8	8	.500	4	184	203	4-4	4-4

### East

Team	W	L	PCT	GB	GF	GA	Home	Away
Colorado	9	7	.562	---	226	223	6-2	3-5
Philadelphia	8	8	.500	1	203	209	6-2	2-6
New Jersey	3	13	.188	6	187	220	2-6	1-7
New York	3	13	.188	6	198	239	3-5	0-8

## PLAYOFFS

### Divisional Semifinals

Opponents	Score	Arena	Attendance
Buffalo d. Calgary	16-9	HSBC Arena	6,761
Colorado d. Vancouver	15-12	Pepsi Center	17,129

### Divisional Finals

Opponents	Score	Arena	Attendance
Toronto d. Colorado	15-11	Air Canada Centre	16,733
Rochester d. Buffalo	16-13	Blue Cross Arena	8,834

## 2003 CHAMPIONSHIP GAME

Opponents	Score	Arena	Attendance
Toronto d. Rochester	8-6	Blue Cross Arena	11,051





## YEAR-BY-YEAR STANDINGS

### 2002 REGULAR SEASON

#### North

Team	W	L	PCT	GB	GF	GA	Home	Away
Toronto	11	5	.688	---	223	176	8-0	3-5
Vancouver	10	6	.625	1	236	191	6-2	4-4
Calgary	4	12	.250	7	224	264	2-6	2-6
Ottawa	4	12	.250	7	202	245	1-7	3-5

#### Central

Team	W	L	PCT	GB	GF	GA	Home	Away
Albany	14	2	.875	---	250	194	7-1	7-1
Rochester	13	3	.813	1	258	200	8-0	5-3
Buffalo	8	8	.500	6	208	212	4-4	4-4
Montreal	8	8	.500	6	236	225	4-4	4-4
Columbus	5	11	.313	9	198	230	2-6	3-5

#### East

Team	W	L	PCT	GB	GF	GA	Home	Away
Washington	9	7	.563	---	253	233	6-2	3-5
Philadelphia	8	8	.500	1	222	237	6-2	2-6
New Jersey	5	11	.313	4	178	232	2-6	3-5
New York	5	11	.313	4	200	249	3-5	2-6

### PLAYOFFS

#### Divisional Semifinals

Opponents	Score	Arena	Attendance
Washington d. Philadelphia	12-11	First Union Center	10,041
Rochester d. Vancouver	11-10 (OT)	Blue Cross Arena	8,266

#### Divisional Finals

Opponents	Score	Arena	Attendance
Toronto d. Washington	12-11 (OT)	Air Canada Centre	14,442
Albany d. Rochester	14-10	Pepsi Arena	5,074

### 2002 CHAMPIONSHIP GAME

Opponents	Score	Arena	Attendance
Toronto d. Albany	13-12	Pepsi Arena	9,289

### 2001 REGULAR SEASON

Team	W	L	PCT	GB	GF	GA	Home	Away
Toronto	11	3	.786	---	168	125	6-1	5-2
Philadelphia	10	4	.714	1	205	177	6-1	4-3
Rochester	10	4	.714	1	198	159	6-1	4-3
Washington	9	5	.643	2	226	204	4-3	5-2
Buffalo	8	6	.571	3	248	218	4-3	4-3
New York	6	8	.429	5	179	181	3-4	3-4
Albany	5	9	.357	6	152	169	3-4	2-5
Columbus	3	11	.214	8	134	201	1-6	2-5
Ottawa	1	13	.071	10	144	220	0-7	1-6

### PLAYOFFS

Opponents	Score	Arena	Attendance
Philadelphia d. Rochester	12-11	First Union Center	10,259
Toronto d. Washington	10-9	Air Canada Centre	14,442

### 2001 CHAMPIONSHIP GAME

Opponents	Score	Arena	Attendance
Philadelphia d. Toronto	9-8	Air Canada Centre	19,409

### 2000 REGULAR SEASON

Team	W	L	PCT	GB	GF	GA	Home	Away
Toronto	9	3	.750	---	162	130	5-1	4-2
Buffalo	8	4	.667	1	202	194	5-1	3-3
Rochester	8	4	.667	1	187	149	5-1	3-3
Philadelphia	7	5	.583	2	172	165	4-2	3-3
Albany	6	6	.500	3	169	160	4-2	2-4
Pittsburgh	6	6	.500	3	184	164	4-2	2-4
New York	3	9	.250	6	152	194	2-4	1-5
Syracuse	1	11	.083	8	135	207	1-5	0-6

### PLAYOFFS

Opponents	Score	Arena	Attendance
Toronto d. Philadelphia	14-10	Maple Leaf Gardens	10,561
Rochester d. Buffalo	15-11	HSBC Arena	7,873

### 2000 CHAMPIONSHIP GAME

Opponents	Score	Arena	Attendance
Toronto d. Rochester	14-13	Maple Leaf Gardens	14,211

### 1999 REGULAR SEASON

Team	W	L	PCT	GB	GF	GA	Home	Away
Toronto	9	3	.750	---	157	139	6-0	3-3
Baltimore	8	4	.667	1	211	175	5-1	3-3
Rochester	8	4	.667	1	169	160	4-2	4-2
Philadelphia	5	7	.417	4	153	153	4-2	1-5
New York	5	7	.417	4	149	156	2-4	3-3
Buffalo	4	8	.333	5	158	177	1-5	3-3
Syracuse	3	9	.250	6	161	198	3-3	0-6

### PLAYOFFS

Opponents	Score	Arena	Attendance
Toronto d. Philadelphia	13-2	Maple Leaf Gardens	12,026
Rochester d. Baltimore	14-12	Baltimore Arena	6,325

### 1999 CHAMPIONSHIP GAME

Opponents	Score	Arena	Attendance
Toronto d. Rochester	13-10	Maple Leaf Gardens	15,691

### 1998 REGULAR SEASON

Team	W	L	PCT	GB	GF	GA	Home	Away
Philadelphia	9	3	.750	---	166	148	3-3	6-0
Baltimore	8	4	.667	1	184	160	4-2	4-2
Rochester	6	6	.500	3	168	159	3-3	3-3
Buffalo	6	6	.500	3	166	171	4-2	2-4
Ontario	6	6	.500	3	165	157	4-2	2-4
New York	5	7	.417	4	167	165	3-3	2-4
Syracuse	2	10	.167	7	163	219	2-4	0-6

### PLAYOFFS

Opponents	Score	Arena	Attendance
Philadelphia d. Buffalo	17-12	CoreStates Center	9,795
Baltimore d. Rochester	15-14	Baltimore Arena	3,427

### 1998 CHAMPIONSHIP SERIES (BEST OF 3)

Opponents	Score	Arena	Attendance
Philadelphia d. Baltimore	16-12	CoreStates Center	9,860
Philadelphia d. Baltimore	17-12	Baltimore Arena	3,137



# YEAR-BY-YEAR STANDINGS

## 1997 REGULAR SEASON

Team	W	L	PCT	GB	GF	GA	Home	Away
Philadelphia	7	3	.700	--	137	115	3-2	4-1
New York	6	4	.600	1	134	127	4-1	2-3
Buffalo	6	4	.600	1	158	153	3-2	3-2
Rochester	5	5	.500	2	156	136	2-3	3-2
Boston	4	6	.400	3	120	135	3-2	1-4
Baltimore	2	8	.200	5	125	165	1-4	1-4

## PLAYOFFS

Opponents	Score	Arena	Attendance
Rochester d. Philadelphia	15-13	CoreStates Center	9,372
Buffalo d. New York	19-10	Marine Midland Arena	12,115

## 1997 CHAMPIONSHIP GAME

Opponents	Score	Arena	Attendance
Rochester d. Buffalo	15-12	Marine Midland Arena	18,055

## 1996 REGULAR SEASON

Team	W	L	PCT	GB	GF	GA	Home	Away
Buffalo	8	2	.800	--	172	127	3-2	5-0
Philadelphia	8	2	.800	--	165	114	4-1	4-1
Boston	6	4	.600	2	146	113	4-1	2-3
Rochester	6	4	.600	2	148	137	4-1	2-3
Baltimore	4	6	.400	4	144	163	3-2	1-4
New York	3	7	.300	5	125	144	2-3	1-4
Charlotte	0	10	.000	8	85	186	0-5	0-5

## PLAYOFFS

Opponents	Score	Arena	Attendance
Buffalo d. Rochester	18-10	Memorial Auditorium	14,435
Philadelphia d. Boston	10-8	Spectrum	12,092

## 1996 CHAMPIONSHIP GAME

Opponents	Score	Arena	Attendance
Buffalo d. Philadelphia	15-10	Memorial Auditorium	16,230

## 1995 REGULAR SEASON

Team	W	L	PCT	GB	GF	GA	Home	Away
Philadelphia	7	1	.875	--	115	94	4-0	3-1
Boston	5	3	.625	2	93	91	2-2	3-1
Rochester	4	4	.500	3	97	94	3-1	1-3
Buffalo	3	5	.375	4	109	108	2-2	1-3
Baltimore	3	5	.375	4	98	117	2-2	1-3
New York	2	6	.250	5	83	93	1-3	1-3

## PLAYOFFS

Opponents	Score	Arena	Attendance
Philadelphia d. Buffalo	19-16	Memorial Auditorium	10,557
Rochester d. Boston	10-8	War Memorial	7,024

## 1995 CHAMPIONSHIP GAME

Opponents	Score	Arena	Attendance
Philadelphia d. Rochester	15-14 (OT)	Spectrum	14,824

## 1994 REGULAR SEASON

### National Division

Team	W	L	PCT	GB	GF	GA	Home	Away
Buffalo	6	2	.714	--	121	99	3-1	3-1
Detroit	5	3	.625	1	94	95	3-1	2-2
Boston	4	4	.500	2	93	91	1-3	3-1

### American Division

Team	W	L	PCT	GB	GF	GA	Home	Away
Philadelphia	6	2	.714	--	127	89	4-0	2-2
New York	2	6	.250	4	81	102	2-2	0-4
Baltimore	1	7	.125	5	93	133	1-3	0-4

## PLAYOFFS

Opponents	Score	Arena	Attendance
Buffalo d. Detroit	16-10	Memorial Auditorium	15,836
Philadelphia d. New York	17-7	Spectrum	10,794

## 1994 CHAMPIONSHIP GAME

Opponents	Score	Arena	Attendance
Philadelphia d. Buffalo	26-15	Memorial Auditorium	16,284

## 1993 REGULAR SEASON

### National Division

Team	W	L	PCT	GB	GF	GA	Home	Away
Buffalo	8	0	1.000	--	143	108	4-0	4-0
Detroit	3	5	.375	5	109	122	2-2	1-3
Boston	2	6	.250	6	93	108	2-2	0-4
Pittsburgh	1	7	.125	7	97	108	1-3	0-4

### American Division

Team	W	L	PCT	GB	GF	GA	Home	Away
Philadelphia	7	1	.875	--	121	86	4-0	3-1
New York	5	3	.625	2	88	89	3-1	2-2
Baltimore	2	6	.250	5	122	147	1-3	1-3

## PLAYOFFS

### Divisional Semifinals

Opponents	Score	Arena	Attendance
Boston d. Detroit	18-5	Boston Garden	3,182
New York d. Baltimore	10-9	Nassau Coliseum	5,877

### Divisional Finals

Opponents	Score	Arena	Attendance
Buffalo d. Boston	12-10	Memorial Auditorium	16,325
Philadelphia d. New York	17-9	Spectrum	13,380

## 1993 CHAMPIONSHIP GAME

Opponents	Score	Arena	Attendance
Buffalo d. Philadelphia	13-12	Memorial Auditorium	16,325



## YEAR-BY-YEAR STANDINGS

### 1992 REGULAR SEASON

#### National Division

Team	W	L	PCT	GB	GF	GA	Home	Away
Detroit	6	2	.750	--	140	107	2-2	4-0
Buffalo	5	3	.625	1	161	125	2-2	3-1
Boston	3	5	.375	3	101	116	2-2	1-3
Pittsburgh	3	5	.375	3	97	121	2-2	1-3

#### American Division

Team	W	L	PCT	GB	GF	GA	Home	Away
New York	5	3	.625	--	104	101	3-1	2-2
Philadelphia	3	5	.375	2	106	109	1-3	2-2
Baltimore	3	5	.375	2	117	147	2-2	1-3

### PLAYOFFS

#### Divisional Semifinals

Opponents	Score	Arena	Attendance
Buffalo d. Boston	22-16	Memorial Auditorium	15,603
Philadelphia d. Baltimore	14-12	Spectrum	10,185

#### Divisional Finals

Opponents	Score	Arena	Attendance
Buffalo d. Detroit	19-16	Joe Louis Arena	4,136
Philadelphia d. New York	8-6	Nassau Coliseum	9,678

### 1992 CHAMPIONSHIP GAME

Opponents	Score	Arena	Attendance
Buffalo d. Philadelphia	11-10 (OT)	Spectrum	13,572

### 1991 REGULAR SEASON

#### National Division

Team	W	L	PCT	GB	GF	GA	Home	Away
Detroit	8	2	.800	--	184	136	4-1	4-1
Pittsburgh	3	7	.300	5	125	158	1-4	2-3
New England	3	7	.300	5	109	136	2-3	1-4

#### American Division

Team	W	L	PCT	GB	GF	GA	Home	Away
Baltimore	6	4	.600	--	156	157	3-2	3-2
New York	5	5	.500	1	146	131	3-2	2-3
Philadelphia	5	5	.500	1	129	131	3-2	2-3

### 1991 CHAMPIONSHIP GAME

Opponents	Score	Arena	Attendance
Detroit d. Baltimore	14-12	Baltimore Arena	10,814

### 1990 REGULAR SEASON

Team	W	L	PCT	GB	GF	GA	Home	Away
New England	6	2	.750	--	98	80	3-1	3-1
Philadelphia	6	2	.750	--	89	82	3-1	3-1
New York	4	4	.500	2	77	78	1-3	3-1
Baltimore	4	4	.500	2	96	95	2-2	2-2
Pittsburgh	3	5	.375	3	86	86	2-2	1-3
Detroit	1	7	.125	5	89	111	1-3	0-4

### PLAYOFFS

Opponents	Score	Arena	Attendance
Philadelphia d. New York	9-8	Spectrum	13,552

### 1990 NLL CHAMPIONSHIP GAME

Opponents	Score	Arena	Attendance
Phil. d. New England	17-7	Worcester Centrum	11,479

### 1989 REGULAR SEASON

Team	W	L	PCT	GB	GF	GA	Home	Away
Philadelphia	6	2	.750	--	122	96	4-0	2-2
Detroit	6	2	.750	--	104	87	3-1	3-1
New York	6	2	.750	--	103	87	2-2	4-0
Baltimore	4	4	.500	2	99	96	1-3	3-1
New England	1	7	.125	5	70	110	0-4	1-3
Washington	1	7	.125	5	80	102	0-4	1-3

### PLAYOFFS

Opponents	Score	Arena	Attendance
New York d. Detroit	9-8 (2OT)	Joe Louis Arena	8,319

\*Philadelphia Receives Bye\*

### 1990 NLL CHAMPIONSHIP GAME

Opponents	Score	Arena	Attendance
Philadelphia d. New York	11-10	Spectrum	16,042

### 1988 REGULAR SEASON

Team	W	L	PCT	GB	GF	GA	Home	Away
Washington	6	2	.750	--	121	119	4-0	2-2
New Jersey	5	3	.625	1	127	112	3-1	2-2
Philadelphia	3	5	.375	3	97	90	2-2	1-3
Baltimore	2	6	.250	4	98	122	2-2	0-4

### PLAYOFFS

Opponents	Score	Arena	Attendance
New Jersey d. Philadelphia	12-10	Meadowlands Arena	4,118

\*Washington Receives Bye\*

### 1988 NLL CHAMPIONSHIP GAME

Opponents	Score	Arena	Attendance
New Jersey d. Washington	17-16	Capital Centre	8,215

### 1987 REGULAR SEASON

Team	W	L	PCT	GB	GF	GA	Home	Away
New Jersey	5	1	.833	--	88	75	3-0	2-1
Philadelphia	3	3	.500	2	86	82	2-1	1-2
Washington	2	4	.333	3	83	97	1-2	1-2
Baltimore	2	4	.333	3	79	82	1-2	1-2

### PLAYOFFS

Opponents	Score	Arena	Attendance
Baltimore d. New Jersey	14-9	Meadowlands Arena	9,015
Washington d. Philadelphia	20-15	Spectrum	8,027

### 1987 NLL CHAMPIONSHIP GAME

Opponents	Score	Arena	Attendance
Baltimore d. Washington	11-10	Capital Center	7,019



## ALL-TIME RESULTS

## 1987 SEASON

Date	Game & Score
1/10/1987	Philadelphia 8 @ NJ Saints 11
1/10/1987	Baltimore 13 @ Washington Wave 16
1/18/1987	Washington Wave 17 @ NJ Saints 20
1/24/1987	Philadelphia 19 @ Baltimore 20
1/31/1987	NJ Saints 11 @ Philadelphia 17
2/1/1987	NJ Saints 19 @ Washington Wave 12
2/7/1987	Baltimore 11 @ NJ Saints 14
2/14/1987	Washington Wave 12 @ Philadelphia 15
2/15/1987	NJ Saints 13 @ Baltimore 10
2/22/1987	Baltimore 14 @ Philadelphia 8
2/25/1987	Philadelphia 19 @ Washington Wave 14
2/26/1987	Washington Wave 12 @ Baltimore 11

## PLAYOFFS

3/7/1987	Baltimore 14 @ NJ Saints 9
3/8/1987	Washington Wave 20 @ Philadelphia 15
3/21/1987	Baltimore 11 @ Washington Wave 10

## 1988 SEASON

Date	Game & Score
1/3/1988	Baltimore 10 @ NJ Saints 16
1/9/1988	NJ Saints 18 @ Baltimore 14
1/9/1988	Philadelphia 13 @ Washington Wave 14
1/16/1988	Washington Wave 11 @ Philadelphia 10
1/24/1988	Washington Wave 15 @ Baltimore 17
1/26/1988	Washington Wave 15 @ NJ Saints 25
1/30/1988	Baltimore 7 @ Philadelphia 12
1/30/1988	NJ Saints 16 @ Washington Wave 17
2/6/1988	NJ Saints 10 @ Philadelphia 7
2/6/1988	Baltimore 12 @ Washington Wave 15
2/13/1988	NJ Saints 15 @ Baltimore 16
2/14/1988	Philadelphia 12 @ Washington Wave 13
2/20/1988	Baltimore 13 @ Philadelphia 14
2/21/1988	Philadelphia 12 @ NJ Saints 13
2/27/1988	Philadelphia 17 @ Baltimore 9
2/28/1988	Washington Wave 21 @ NJ Saints 12

## PLAYOFFS

3/6/1988	Philadelphia 10 @ NJ Saints 12
3/20/1988	NJ Saints 17 @ Washington Wave 16

## 1989 SEASON

Date	Game & Score
1/7/1989	Washington Wave 9 @ Detroit 11
1/14/1989	New England 8 @ Philadelphia 19
1/15/1989	Baltimore 14 @ Washington Wave 12
1/20/1989	Baltimore 10 @ NY Saints 9
1/21/1989	Philadelphia 14 @ Baltimore 13
1/21/1989	Detroit 15 @ New England 9
1/28/1989	Washington Wave 16 @ Baltimore 14
1/28/1989	Philadelphia 16 @ NY Saints 20
1/29/1989	New England 7 @ Detroit 14
2/4/1989	NY Saints 12 @ Baltimore 11
2/12/1989	Baltimore 9 @ Philadelphia 14
2/12/1989	NY Saints 15 @ Washington Wave 9
2/17/1989	Washington Wave 10 @ NY Saints 13
2/18/1989	New England 9 @ Baltimore 15
2/18/1989	Detroit 10 @ Philadelphia 19
2/24/1989	Philadelphia 16 @ New England 11
2/25/1989	NY Saints 13 @ Detroit 9
3/4/1989	Philadelphia 11 @ Detroit 16
3/4/1989	New England 10 @ Washington Wave 7
3/10/1989	Washington Wave 9 @ Philadelphia 13
3/11/1989	Baltimore 13 @ New England 10
3/12/1989	Detroit 16 @ NY Saints 11

3/19/1989	NY Saints 11 @ New England 6
3/19/1989	Detroit 12 @ Washington Wave 8

## PLAYOFFS

4/1/1989	NY Saints 9 @ Detroit 8
4/7/1989	NY Saints 10 @ Philadelphia 11

## 1990 SEASON

Date	Game & Score
1/5/1990	New England 11 @ Pittsburgh Bulls 14
1/12/1990	Philadelphia 9 @ NY Saints 4
1/13/1990	Detroit 13 @ Baltimore 14
1/13/1990	NY Saints 10 @ New England 9
1/13/1990	Pittsburgh Bulls 8 @ Philadelphia 11
1/20/1990	Pittsburgh Bulls 11 @ Detroit 12
1/21/1990	NY Saints 8 @ Baltimore 11
2/3/1990	New England 11 @ NY Saints 9
2/3/1990	Baltimore 15 @ Pittsburgh Bulls 13
2/10/1990	Pittsburgh Bulls 10 @ New England 12
2/11/1990	Detroit 19 @ Philadelphia 21
2/17/1990	Philadelphia 13 @ Baltimore 12
2/17/1990	New England 12 @ Detroit 11
2/17/1990	Pittsburgh Bulls 13 @ NY Saints 9
2/23/1990	Detroit 9 @ New England 13
3/3/1990	New England 13 @ Baltimore 6
3/3/1990	NY Saints 13 @ Detroit 9
3/3/1990	Philadelphia 9 @ Pittsburgh Bulls 8
3/11/1990	Baltimore 9 @ Philadelphia 10
3/16/1990	Philadelphia 11 @ New England 14
3/17/1990	Baltimore 11 @ NY Saints 16
3/17/1990	Detroit 7 @ Pittsburgh Bulls 9
3/24/1990	Baltimore 18 @ Detroit 9
3/24/1990	NY Saints 8 @ Philadelphia 5

## PLAYOFFS

4/7/1990	NY Saints 8 @ Philadelphia 9
4/13/1990	Philadelphia 17 @ New England 7

## 1991 SEASON

Date	Game & Score
12/29/1990	Detroit 20 @ Baltimore 16
1/5/1991	Philadelphia 8 @ Detroit 18
1/5/1991	NY Saints 10 @ New England 11
1/5/1991	Baltimore 10 @ Pittsburgh Bulls 19
1/11/1991	New England 10 @ Philadelphia 11
1/19/1991	New England 15 @ Baltimore 19
1/19/1991	Pittsburgh Bulls 12 @ Detroit 26
1/19/1991	Philadelphia 13 @ NY Saints 19
1/26/1991	Baltimore 21 @ New England 10
1/26/1991	NY Saints 8 @ Philadelphia 13
1/26/1991	Detroit 23 @ Pittsburgh Bulls 18
2/1/1991	Pittsburgh Bulls 16 @ NY Saints 14
2/2/1991	NY Saints 19 @ Detroit 13
2/9/1991	NY Saints 14 @ Baltimore 15
2/10/1991	Detroit 14 @ Philadelphia 12
2/15/1991	Baltimore 14 @ NY Saints 10
2/16/1991	New England 11 @ Pittsburgh Bulls 7
2/22/1991	Philadelphia 11 @ New England 13
2/23/1991	Baltimore 14 @ Detroit 22
2/24/1991	New England 8 @ NY Saints 12
2/28/1991	Pittsburgh Bulls 9 @ Philadelphia 11
3/2/1991	Pittsburgh Bulls 12 @ Baltimore 14
3/2/1991	Detroit 15 @ New England 8
3/8/1991	Detroit 15 @ NY Saints 17
3/9/1991	Philadelphia 15 @ Pittsburgh Bulls 7
3/17/1991	Pittsburgh Bulls 12 @ New England 11
3/17/1991	Baltimore 17 @ Philadelphia 14

3/23/1991	Philadelphia 21 @ Baltimore 16
3/23/1991	New England 12 @ Detroit 18
3/23/1991	NY Saints 23 @ Pittsburgh Bulls 13

## CHAMPIONSHIP

4/6/1991	Baltimore 12 @ Detroit 14
----------	---------------------------

## 1992 SEASON

Date	Game & Score
12/27/1991	NE/Boston 14 @ Baltimore 21
1/4/1992	NY Saints 21 @ Buffalo 17
1/4/1992	Baltimore 13 @ Detroit 20
1/11/1992	NE/Boston 12 @ Philadelphia 11
1/17/1992	Pittsburgh Bulls 12 @ Detroit 25
1/18/1992	Buffalo 16 @ NY Saints 19
1/24/1992	Philadelphia 9 @ Pittsburgh Bulls 14
1/25/1992	NY Saints 11 @ Baltimore 12
1/25/1992	Detroit 23 @ Buffalo 17
1/25/1992	Pittsburgh Bulls 13 @ NE/Boston 15
1/31/1992	Detroit 13 @ NY Saints 8
2/2/1992	NY Saints 9 @ Philadelphia 8
2/28/1992	Philadelphia 11 @ Buffalo 20
2/8/1992	Philadelphia 16 @ Detroit 15
2/8/1992	Baltimore 18 @ NE/Boston 17
2/8/1992	Buffalo 23 @ Pittsburgh Bulls 13
2/14/1992	Baltimore 12 @ Philadelphia 16
2/21/1992	Pittsburgh Bulls 10 @ NY Saints 12
2/28/1992	NY Saints 12 @ NE/Boston 15
2/29/1992	Detroit 22 @ Baltimore 13
2/29/1992	NE/Boston 9 @ Pittsburgh Bulls 10
3/7/1992	Buffalo 22 @ Detroit 9
3/7/1992	Pittsburgh Bulls 19 @ Philadelphia 15
3/13/1992	Baltimore 20 @ Buffalo 27
3/14/1992	Philadelphia 20 @ Baltimore 8
3/14/1992	NE/Boston 10 @ NY Saints 12
3/21/1992	Buffalo 19 @ NE/Boston 9
3/21/1992	Detroit 13 @ Pittsburgh Bulls 3

## PLAYOFFS

3/27/1992	NE/Boston 16 @ Buffalo 22
3/29/1992	Baltimore 12 @ Philadelphia 14
4/4/1992	Buffalo 19 @ Detroit 16
4/4/1992	Philadelphia 8 @ NY Saints 6
4/11/1992	Buffalo 11 @ Philadelphia 10

## 1993 SEASON

Date	Game & Score
1/9/1993	NE/Boston 17 @ Baltimore 18
1/9/1993	Buffalo 17 @ Pittsburgh Bulls 10
1/15/1993	Baltimore 14 @ Philadelphia 17
1/16/1993	Buffalo 18 @ Detroit 14
1/16/1993	Pittsburgh Bulls 10 @ NY Saints 11
1/22/1993	Philadelphia 12 @ NE/Boston 9
1/23/1993	Baltimore 13 @ Buffalo 23
1/23/1993	Detroit 15 @ Philadelphia 22
1/29/1993	Baltimore 15 @ NY Saints 18
1/30/1993	Philadelphia 23 @ Baltimore 19
1/30/1993	Buffalo 17 @ NE/Boston 13
1/30/1993	Detroit 17 @ Pittsburgh Bulls 16
2/6/1993	NE/Boston 14 @ Buffalo 16
2/6/1993	Pittsburgh Bulls 13 @ Detroit 16
2/6/1993	NY Saints 8 @ Philadelphia 13
2/13/1993	NY Saints 12 @ Pittsburgh Bulls 10
2/20/1993	Buffalo 19 @ Baltimore 18
2/20/1993	NE/Boston 9 @ Detroit 10
2/20/1993	Philadelphia 13 @ NY Saints 10
2/27/1993	Philadelphia 12 @ Buffalo 13



## ALL-TIME RESULTS

2/27/1993	Detroit 12 @ NE/Boston 13
2/27/1993	Baltimore 16 @ Pittsburgh Bulls 14
3/6/1993	NY Saints 11 @ Detroit 10
3/12/1993	Pittsburgh Bulls 16 @ Baltimore 9
3/12/1993	NE/Boston 10 @ NY Saints 11
3/20/1993	Detroit 14 @ Buffalo 20
3/21/1993	NY Saints 7 @ NE/Boston 8
3/21/1993	Pittsburgh Bulls 8 @ Philadelphia 9

### PLAYOFFS

3/28/1993	Detroit 5 @ NE/Boston 18
3/28/1993	Baltimore 9 @ NY Saints 10
4/3/1993	NE/Boston 10 @ Buffalo 12
4/3/1993	NY Saints 9 @ Philadelphia 17
4/10/1993	Philadelphia 12 @ Buffalo 13

### 1994 SEASON

Date	Game & Score
1/8/1994	Detroit 15 @ Baltimore 8
1/21/1994	Buffalo 17 @ Detroit 16
1/22/1994	Detroit 10 @ NE/Boston 9
1/23/1994	Baltimore 12 @ Buffalo 17
1/23/1994	NY Saints 7 @ Philadelphia 20
1/29/1994	NE/Boston 17 @ Baltimore 11
1/29/1994	Buffalo 18 @ NY Saints 10
2/5/1994	Philadelphia 11 @ Buffalo 15
2/5/1994	NY Saints 8 @ Detroit 11
2/12/1994	NY Saints 11 @ NE/Boston 12
2/13/1994	Baltimore 9 @ Philadelphia 25
2/19/1994	Philadelphia 20 @ Baltimore 10
2/19/1994	NE/Boston 14 @ Buffalo 10
2/26/1994	Philadelphia 4 @ NY Saints 13
2/27/1994	NE/Boston 7 @ Detroit 12
3/4/1994	NE/Boston 14 @ NY Saints 7
3/5/1994	Baltimore 13 @ Detroit 14
3/11/1994	Detroit 6 @ Philadelphia 15
3/12/1994	NY Saints 10 @ Baltimore 12
3/12/1994	Buffalo 14 @ NE/Boston 10
3/19/1994	Buffalo 12 @ Philadelphia 16
3/26/1994	Detroit 10 @ Buffalo 18
3/26/1994	Philadelphia 16 @ NE/Boston 10
3/26/1994	Baltimore 11 @ NY Saints 15

### PLAYOFFS

4/9/1994	Detroit 10 @ Buffalo 16
4/10/1994	NY Saints 7 @ Philadelphia 17
4/16/1994	Philadelphia 26 @ Buffalo 15

### 1995 SEASON

Date	Game & Score
1/7/1995	NE/Boston 16 @ Baltimore 11
1/7/1995	Philadelphia 13 @ Buffalo 17
1/7/1995	NY Saints 8 @ Rochester 12
1/14/1995	Buffalo 11 @ NE/Boston 12
1/14/1995	Philadelphia 11 @ NY Saints 10
1/14/1995	Baltimore 13 @ Rochester 16
1/20/1995	Rochester 17 @ Philadelphia 18
1/27/1995	Baltimore 17 @ NY Saints 15
1/28/1995	NY Saints 7 @ Baltimore 9
1/28/1995	Rochester 9 @ NE/Boston 11
1/28/1995	Buffalo 10 @ Philadelphia 17
2/4/1995	NE/Boston 16 @ Buffalo 13
2/11/1995	Rochester 10 @ Baltimore 14
2/11/1995	Philadelphia 15 @ NE/Boston 10
2/11/1995	Buffalo 16 @ NY Saints 13
2/17/1995	NY Saints 8 @ Philadelphia 11
2/18/1995	NE/Boston 11 @ Rochester 8

2/25/1995	Philadelphia 15 @ Baltimore 10
2/25/1995	Rochester 13 @ Buffalo 8
3/3/1995	NE/Boston 8 @ NY Saints 12
3/4/1995	Baltimore 12 @ Buffalo 23
3/4/1995	NY Saints 12 @ NE/Boston 9
3/5/1995	Buffalo 11 @ Rochester 12
3/11/1995	Baltimore 12 @ Philadelphia 15

### PLAYOFFS

3/25/1995	Philadelphia 19 @ Buffalo 16
3/26/1995	NE/Boston 8 @ Rochester 10
4/8/1995	Rochester 14 @ Philadelphia 15

### 1996 SEASON

Date	Game & Score
12/30/1995	NE/Boston 11 @ Baltimore 15
1/6/1996	NY Saints 11 @ Rochester 17
1/12/1996	NE/Boston 17 @ Charlotte 4
1/12/1996	Buffalo 15 @ Philadelphia 12
1/13/1996	Philadelphia 17 @ Baltimore 12
1/13/1996	Charlotte 9 @ NE/Boston 19
1/13/1996	Rochester 14 @ NY Saints 15
1/20/1996	Baltimore 16 @ Buffalo 18
1/20/1996	Charlotte 10 @ Rochester 15
1/27/1996	Baltimore 16 @ Charlotte 6
1/27/1996	Rochester 9 @ NE/Boston 12
1/27/1996	NY Saints 8 @ Philadelphia 23
2/2/1996	Rochester 14 @ Philadelphia 17
2/3/1996	NE/Boston 11 @ Buffalo 18
2/3/1996	Philadelphia 15 @ NY Saints 6
2/10/1996	Charlotte 10 @ Baltimore 14
2/10/1996	NY Saints 10 @ NE/Boston 14
2/10/1996	Buffalo 14 @ Rochester 9
2/16/1996	NY Saints 20 @ Charlotte 9
2/17/1996	Baltimore 11 @ NY Saints 18
2/17/1996	Philadelphia 15 @ Rochester 18
2/24/1996	Charlotte 6 @ Buffalo 28
2/24/1996	NE/Boston 10 @ Philadelphia 12
3/2/1996	Buffalo 25 @ Baltimore 17
3/2/1996	Philadelphia 14 @ Charlotte 8
3/2/1996	NE/Boston 12 @ NY Saints 11
3/9/1996	Buffalo 13 @ NE/Boston 12
3/9/1996	Charlotte 11 @ Philadelphia 26
3/9/1996	Baltimore 17 @ Rochester 18
3/16/1996	Rochester 17 @ Buffalo 14
3/22/1996	Buffalo 16 @ NY Saints 13
3/23/1996	Philadelphia 14 @ Buffalo 12
3/23/1996	Rochester 17 @ Charlotte 12
3/23/1996	Baltimore 13 @ NE/Boston 28
3/30/1996	NY Saints 12 @ Baltimore 13

### PLAYOFFS

4/6/1996	Rochester 10 @ Buffalo 18
4/6/1996	NE/Boston 8 @ Philadelphia 10
4/12/1996	Philadelphia 10 @ Buffalo 15

### 1997 SEASON

Date	Game & Score
1/4/1997	NE/Boston 17 @ Baltimore 11
1/4/1997	Rochester 19 @ Buffalo 17
1/4/1997	Philadelphia 17 @ NY Saints 14
1/11/1997	Philadelphia 12 @ NE/Boston 11
1/11/1997	NY Saints 14 @ Rochester 12
1/18/1997	NE/Boston 13 @ Buffalo 15
1/18/1997	Rochester 12 @ NY Saints 13
1/18/1997	Baltimore 11 @ Philadelphia 16
1/24/1997	NE/Boston 11 @ Rochester 21

1/25/1997	Rochester 18 @ Baltimore 16
1/25/1997	Buffalo 15 @ NE/Boston 16
1/25/1997	NY Saints 9 @ Philadelphia 10
2/7/1997	Buffalo 22 @ Baltimore 15
2/8/1997	NY Saints 14 @ Buffalo 16
2/8/1997	Baltimore 11 @ NE/Boston 10
2/9/1997	Rochester 17 @ Philadelphia 12
2/14/1997	NE/Boston 11 @ Philadelphia 18
2/15/1997	Buffalo 16 @ Rochester 15
2/21/1997	Buffalo 16 @ NY Saints 18
2/22/1997	Philadelphia 10 @ Baltimore 11
3/1/1997	NY Saints 16 @ Baltimore 12
3/1/1997	Rochester 11 @ NE/Boston 12
3/7/1997	Baltimore 13 @ NY Saints 15
3/15/1997	Philadelphia 16 @ Buffalo 8
3/22/1997	NY Saints 8 @ NE/Boston 11
3/22/1997	Buffalo 14 @ Philadelphia 13
3/22/1997	Baltimore 11 @ Rochester 22
3/29/1997	Baltimore 14 @ Buffalo 19
3/29/1997	NE/Boston 8 @ NY Saints 13
3/29/1997	Philadelphia 13 @ Rochester 9

### PLAYOFFS

4/5/1997	NY Saints 10 @ Buffalo 19
4/5/1997	Rochester 15 @ Philadelphia 13
4/12/1997	Rochester 15 @ Buffalo 12

### 1998 SEASON

Date	Game & Score
1/3/1998	Syracuse 13 @ Baltimore 23
1/3/1998	Philadelphia 14 @ Buffalo 12
1/3/1998	Rochester 15 @ Ontario 14
1/9/1998	Philadelphia 15 @ NY Saints 8
1/10/1998	Syracuse 12 @ Rochester 17
1/16/1998	Rochester 11 @ NY Saints 9
1/16/1998	Baltimore 12 @ Philadelphia 9
1/17/1998	Ontario 10 @ Baltimore 11
1/17/1998	NY Saints 12 @ Buffalo 16
1/17/1998	Rochester 12 @ Syracuse 14
1/24/1998	NY Saints 11 @ Ontario 13
1/24/1998	Philadelphia 17 @ Syracuse 15
1/30/1998	Baltimore 20 @ Syracuse 11
1/31/1998	Philadelphia 15 @ Baltimore 9
1/31/1998	Syracuse 10 @ NY Saints 23
1/31/1998	Buffalo 6 @ Rochester 15
2/7/1998	Buffalo 9 @ Philadelphia 15
2/7/1998	Ontario 9 @ Rochester 14
2/13/1998	Ontario 10 @ NY Saints 11
2/13/1998	Syracuse 11 @ Philadelphia 14
2/14/1998	Buffalo 15 @ Baltimore 20
2/20/1998	Rochester 15 @ Buffalo 16
2/21/1998	Buffalo 15 @ Ontario 17
2/21/1998	NY Saints 17 @ Syracuse 19
2/28/1998	Rochester 15 @ Baltimore 14
2/28/1998	Buffalo 14 @ NY Saints 13
2/28/1998	Philadelphia 12 @ Ontario 11
3/7/1998	Baltimore 12 @ Buffalo 10
3/7/1998	Syracuse 11 @ Ontario 15
3/13/1998	Baltimore 14 @ Ontario 17
3/14/1998	Ontario 12 @ Buffalo 14
3/14/1998	NY Saints 16 @ Rochester 10
3/21/1998	NY Saints 15 @ Philadelphia 14
3/27/1998	Ontario 22 @ Syracuse 21
3/28/1998	Baltimore 16 @ NY Saints 17
3/28/1998	Rochester 12 @ Philadelphia 13
4/4/1998	NY Saints 15 @ Baltimore 17





## ALL-TIME RESULTS

4/4/1998 Philadelphia 20 @ Rochester 19  
 4/4/1998 Buffalo 20 @ Syracuse 16  
 4/11/1998 Syracuse 10 @ Buffalo 19  
 4/11/1998 Ontario 15 @ Philadelphia 8  
 4/11/1998 Baltimore 16 @ Rochester 13

### PLAYOFFS

4/18/1998 Buffalo 12 @ Philadelphia 17  
 4/19/1998 Rochester 14 @ Baltimore 15  
 4/26/1998 Baltimore 12 @ Philadelphia 16  
 (Championship Gm 1)  
 4/28/1998 Philadelphia 17 @ Baltimore 12  
 (Championship Gm 2)

### 1999 SEASON

Date	Game & Score
12/26/1998	NY Saints 12 @ Rochester 11
1/2/1999	Rochester 13 @ Baltimore 20
1/8/1999	Buffalo 18 @ Philadelphia 17
1/9/1999	Toronto 10 @ Baltimore 21
1/9/1999	Philadelphia 12 @ Syracuse 19
1/16/1999	Baltimore 22 @ Buffalo 15
1/22/1999	Rochester 15 @ Philadelphia 12
1/22/1999	Buffalo 10 @ Toronto 11
1/23/1999	Baltimore 15 @ NY Saints 14
1/23/1999	Syracuse 13 @ Rochester 20
1/29/1999	Syracuse 16 @ Buffalo 17
1/29/1999	Rochester 9 @ Toronto 16
1/30/1999	Philadelphia 17 @ Baltimore 18
1/30/1999	Buffalo 12 @ NY Saints 11
2/5/1999	Philadelphia 13 @ Buffalo 11
2/5/1999	Baltimore 14 @ Syracuse 15
2/6/1999	Toronto 10 @ Rochester 11
2/12/1999	NY Saints 15 @ Baltimore 18
2/19/1999	Philadelphia 7 @ Toronto 9
2/26/1999	Rochester 17 @ Syracuse 15
2/26/1999	NY Saints 9 @ Toronto 13
2/27/1999	Buffalo 16 @ Baltimore 15
2/27/1999	Toronto 11 @ Philadelphia 12
2/28/1999	Syracuse 8 @ NY Saints 13
3/6/1999	NY Saints 13 @ Buffalo 12
3/6/1999	Syracuse 6 @ Philadelphia 15
3/13/1999	Rochester 20 @ NY Saints 15
3/13/1999	Baltimore 13 @ Philadelphia 16
3/13/1999	Toronto 19 @ Syracuse 12
3/20/1999	Rochester 17 @ Buffalo 11
3/26/1999	Philadelphia 13 @ NY Saints 14
3/26/1999	Syracuse 12 @ Toronto 19
3/27/1999	Toronto 13 @ Buffalo 12
3/27/1999	Baltimore 14 @ Rochester 11
3/27/1999	NY Saints 15 @ Syracuse 14
4/2/1999	Baltimore 15 @ Toronto 16
4/3/1999	Syracuse 17 @ Baltimore 26
4/3/1999	NY Saints 9 @ Philadelphia 10
4/3/1999	Buffalo 13 @ Rochester 15
4/9/1999	Toronto 10 @ NY Saints 9
4/10/1999	Philadelphia 9 @ Rochester 10
4/10/1999	Buffalo 11 @ Syracuse 14

### PLAYOFFS

4/16/1999 Philadelphia 2 @ Toronto 13  
 4/17/1999 Rochester 14 @ Baltimore 12  
 4/23/1999 Rochester 10 @ Toronto 13

### 2000 SEASON

Date	Game & Score
1/7/2000	Albany 11 @ Philadelphia 12

1/8/2000 Toronto 17 @ Buffalo 14  
 1/8/2000 Pittsburgh CrossFire 23 @ NY Saints 12  
 1/8/2000 Rochester 16 @ Syracuse 6  
 1/14/2000 Pittsburgh CrossFire 19 @ Albany 21  
 1/15/2000 Syracuse 13 @ NY Saints 14  
 1/15/2000 Pittsburgh CrossFire 14 @ Rochester 18  
 1/21/2000 NY Saints 5 @ Toronto 9  
 1/22/2000 Philadelphia 15 @ Pittsburgh CrossFire 16  
 Toronto 11 @ Pittsburgh CrossFire 9  
 1/28/2000 Syracuse 21 @ Buffalo 22  
 1/29/2000 Albany 16 @ NY Saints 17  
 1/29/2000 Rochester 12 @ Philadelphia 15  
 2/5/2000 Albany 17 @ Buffalo 21  
 2/5/2000 NY Saints 13 @ Philadelphia 15  
 2/5/2000 Toronto 9 @ Rochester 14  
 2/11/2000 Syracuse 12 @ Albany 13  
 2/11/2000 Philadelphia 17 @ NY Saints 11  
 2/11/2000 Rochester 10 @ Toronto 11  
 2/12/2000 Buffalo 14 @ Pittsburgh CrossFire 17  
 2/13/2000 NY Saints 15 @ Syracuse 13  
 2/18/2000 Rochester 14 @ Buffalo 18  
 2/25/2000 NY Saints 15 @ Pittsburgh CrossFire 20  
 2/26/2000 Pittsburgh CrossFire 14 @ Philadelphia 8  
 2/26/2000 Albany 17 @ Rochester 15  
 2/26/2000 Buffalo 18 @ Toronto 12  
 3/3/2000 Syracuse 10 @ Toronto 15  
 3/10/2000 Rochester 17 @ Pittsburgh CrossFire 12  
 3/11/2000 Toronto 7 @ Albany 8  
 3/11/2000 NY Saints 18 @ Buffalo 19  
 3/17/2000 NY Saints 6 @ Albany 16  
 3/18/2000 Buffalo 13 @ Rochester 16  
 3/18/2000 Philadelphia 17 @ Syracuse 14  
 3/25/2000 Buffalo 21 @ NY Saints 16  
 3/25/2000 Toronto 15 @ Philadelphia 13  
 3/25/2000 Syracuse 9 @ Pittsburgh CrossFire 21  
 3/31/2000 Rochester 12 @ NY Saints 10  
 3/31/2000 Albany 17 @ Syracuse 6  
 3/31/2000 Pittsburgh CrossFire 10 @ Toronto 14  
 4/1/2000 Philadelphia 11 @ Buffalo 16  
 4/1/2000 Syracuse 10 @ Rochester 23  
 4/2/2000 Philadelphia 13 @ Albany 12  
 4/8/2000 Buffalo 11 @ Philadelphia 22  
 4/8/2000 Pittsburgh CrossFire 9 @ Syracuse 10  
 4/8/2000 Albany 8 @ Toronto 17  
 4/15/2000 Buffalo 15 @ Albany 13  
 4/15/2000 Philadelphia 14 @ Rochester 20  
 4/15/2000 Toronto 25 @ Syracuse 11

### PLAYOFFS

4/21/2000 Rochester 15 @ Buffalo 11  
 4/22/2000 Philadelphia 10 @ Toronto 14  
 5/6/2000 Rochester 13 @ Toronto 14

### 2001 SEASON

Date	Game & Score
12/21/2000	Ottawa 7 @ Toronto 17
12/29/2000	Ottawa 7 @ Albany 14
12/30/2000	NY Saints 17 @ Columbus 12
12/30/2000	Philadelphia 17 @ Rochester 16
12/30/2000	Buffalo 20 @ Washington Power 19
12/31/2000	Toronto 12 @ Washington Power 13
1/5/2001	NY Saints 10 @ Albany 11
1/5/2001	Toronto 16 @ Ottawa 7
1/6/2001	Columbus 10 @ Buffalo 23
1/7/2001	Rochester 16 @ Washington Power 18
1/11/2001	Albany 4 @ Toronto 7

1/12/2001 Rochester 14 @ NY Saints 13  
 1/12/2001 Ottawa 8 @ Philadelphia 17  
 1/13/2001 Washington Power 19 @ Columbus 11  
 1/14/2001 Ottawa 14 @ Washington Power 18  
 1/19/2001 NY Saints 9 @ Ottawa 8  
 1/20/2001 Rochester 12 @ Albany 11  
 1/20/2001 Philadelphia 18 @ Buffalo 26  
 1/21/2001 Columbus 9 @ Washington Power 7  
 1/26/2001 Ottawa 10 @ Columbus 11  
 1/26/2001 Washington Power 16 @ Toronto 13  
 1/27/2001 Toronto 14 @ Buffalo 13  
 1/27/2001 Albany 9 @ Philadelphia 18  
 1/27/2001 NY Saints 12 @ Rochester 21  
 2/3/2001 Ottawa 14 @ Buffalo 25  
 2/3/2001 Toronto 14 @ NY Saints 9  
 2/3/2001 Rochester 12 @ Philadelphia 14  
 2/9/2001 Albany 13 @ Ottawa 10  
 2/9/2001 Philadelphia 11 @ Toronto 17  
 2/10/2001 Washington Power 21 @ Buffalo 17  
 2/10/2001 Philadelphia 13 @ NY Saints 12  
 2/16/2001 Albany 15 @ Columbus 8  
 2/16/2001 Buffalo 21 @ Ottawa 12  
 2/17/2001 Toronto 7 @ Rochester 12  
 2/18/2001 Washington Power 18 @ Albany 15  
 2/24/2001 Albany 11 @ NY Saints 13  
 2/24/2001 Buffalo 12 @ Philadelphia 17  
 2/24/2001 Columbus 6 @ Rochester 18  
 2/25/2001 NY Saints 9 @ Toronto 10  
 3/10/2001 Buffalo 22 @ Columbus 19  
 3/2/2001 Rochester 17 @ Ottawa 11  
 3/3/2001 NY Saints 18 @ Washington Power 16  
 3/9/2001 Philadelphia 8 @ Albany 11  
 3/10/2001 Columbus 9 @ NY Saints 15  
 3/10/2001 Toronto 11 @ Philadelphia 7  
 3/16/2001 Toronto 8 @ Columbus 5  
 3/17/2001 Albany 13 @ Buffalo 18  
 3/17/2001 NY Saints 10 @ Philadelphia 14  
 3/17/2001 Washington Power 11 @ Rochester 13  
 3/18/2001 Washington Power 17 @ Ottawa 13  
 3/25/2001 Rochester 10 @ Buffalo 9  
 3/30/2001 Buffalo 17 @ Albany 14  
 3/30/2001 Ottawa 15 @ NY Saints 14  
 3/31/2001 Washington Power 13 @ Philadelphia 14  
 3/31/2001 Buffalo 12 @ Rochester 19  
 3/31/2001 Columbus 8 @ Toronto 11  
 4/1/2001 Philadelphia 19 @ Washington Power 20  
 4/5/2001 Rochester 4 @ Toronto 11  
 4/6/2001 Columbus 11 @ Ottawa 8  
 4/7/2001 Philadelphia 17 @ Columbus 7  
 4/7/2001 Buffalo 13 @ NY Saints 18  
 4/7/2001 Albany 7 @ Rochester 14  
 4/14/2001 Philadelphia 9 @ Albany 4

### PLAYOFFS

4/20/2001 Rochester 11 @ Philadelphia 12  
 4/21/2001 Washington Power 9 @ Toronto 10  
 4/27/2001 Philadelphia 9 @ Toronto 8

### 2002 SEASON

Date	Game & Score
11/16/2001	New Jersey Storm 16 @ Albany 20
11/17/2001	Vancouver 11 @ Toronto 16
11/18/2001	Vancouver 10 @ Ottawa 13
11/24/2001	Washington Power 15 @ Buffalo 17
11/24/2001	Montreal 32 @ Calgary 17
11/24/2001	Albany 16 @ Rochester 22



## ALL-TIME RESULTS

11/29/2001 Calgary 16 @ Montreal 23  
 11/30/2001 NY Saints 14 @ New Jersey Storm 9  
 12/1/2001 Philadelphia 16 @ Albany 20  
 12/1/2001 Montreal 18 @ Buffalo 17  
 12/1/2001 New Jersey Storm 13 @ Columbus 12  
 12/1/2001 Toronto 12 @ Vancouver 13  
 12/1/2001 Rochester 12 @ Washington Power 13  
 12/2/2001 Calgary 17 @ Ottawa 11  
 12/8/2001 Albany 13 @ New Jersey Storm 5  
 12/8/2001 Calgary 14 @ NY Saints 20  
 12/9/2001 Philadelphia 18 @ Vancouver 14  
 12/14/2001 Columbus 13 @ Calgary 20  
 12/14/2001 Vancouver 17 @ Montreal 13  
 12/14/2001 Ottawa 6 @ Toronto 12  
 12/15/2001 Philadelphia 10 @ Rochester 15  
 12/15/2001 New Jersey Storm 9 @ Washington Power 21  
 12/16/2001 Buffalo 16 @ NY Saints 13  
 12/21/2001 NY Saints 8 @ Albany 20  
 12/21/2001 New Jersey Storm 11 @ Calgary 20  
 12/21/2001 Rochester 14 @ Ottawa 10  
 12/23/2001 New Jersey Storm 10 @ Vancouver 22  
 12/28/2001 NY Saints 17 @ Columbus 13  
 12/28/2001 Calgary 14 @ New Jersey Storm 13  
 12/29/2001 Calgary 13 @ Rochester 14  
 1/4/2002 Columbus 15 @ Ottawa 11  
 1/5/2002 Rochester 22 @ Buffalo 11  
 1/5/2002 Toronto 11 @ Washington Power 12  
 1/11/2002 Columbus 13 @ Montreal 12  
 1/12/2002 Rochester 17 @ Albany 14  
 1/12/2002 Toronto 15 @ Calgary 12  
 1/12/2002 Philadelphia 18 @ NY Saints 21  
 1/13/2002 Washington Power 15 @ Columbus 19  
 1/18/2002 Buffalo 13 @ Calgary 12  
 1/18/2002 NY Saints 10 @ Philadelphia 11  
 1/19/2002 Ottawa 17 @ Albany 18  
 1/19/2002 Columbus 9 @ Rochester 24  
 1/19/2002 Washington Power 17 @ Vancouver 12  
 1/20/2002 Philadelphia 17 @ New Jersey Storm 15  
 1/25/2002 Vancouver 11 @ Columbus 12  
 1/25/2002 Ottawa 15 @ Montreal 20  
 1/25/2002 Washington Power 17 @ NY Saints 12  
 1/25/2002 Buffalo 7 @ Philadelphia 8  
 1/26/2002 Vancouver 14 @ Buffalo 17  
 1/26/2002 Rochester 9 @ Toronto 14  
 1/26/2002 NY Saints 15 @ Washington Power 23  
 1/27/2002 Albany 12 @ Calgary 7  
 1/27/2002 Montreal 13 @ Ottawa 9  
 2/1/2002 Buffalo 7 @ Montreal 10  
 2/1/2002 Rochester 13 @ Philadelphia 21  
 2/2/2002 Columbus 8 @ Buffalo 12  
 2/2/2002 Albany 13 @ NY Saints 8  
 2/2/2002 Ottawa 10 @ Vancouver 21  
 2/2/2002 Calgary 15 @ Washington Power 19  
 2/3/2002 Montreal 12 @ Toronto 17  
 2/8/2002 Columbus 12 @ Albany 13  
 2/8/2002 Vancouver 13 @ New Jersey Storm 8  
 2/9/2002 Albany 11 @ Buffalo 9  
 2/9/2002 Ottawa 20 @ Calgary 15  
 2/9/2002 Vancouver 13 @ NY Saints 7  
 2/9/2002 Montreal 10 @ Rochester 13  
 2/10/2002 Washington Power 14 @ Toronto 17  
 2/15/2002 Washington Power 8 @ New Jersey Storm 15  
 2/16/2002 Buffalo 12 @ Columbus 10  
 2/16/2002 Toronto 15 @ Ottawa 8  
 2/16/2002 New Jersey Storm 13 @ Philadelphia 11  
 2/16/2002 NY Saints 8 @ Vancouver 15

2/16/2002 Albany 17 @ Washington Power 9  
 2/17/2002 Rochester 21 @ Montreal 16  
 2/22/2002 Philadelphia 14 @ Buffalo 19  
 2/23/2002 Buffalo 14 @ Albany 15  
 2/23/2002 Columbus 15 @ Philadelphia 14  
 2/23/2002 NY Saints 9 @ Rochester 20  
 2/23/2002 Calgary 13 @ Toronto 14  
 2/23/2002 Montreal 11 @ Vancouver 16  
 2/2/2002 Toronto 8 @ Buffalo 7  
 3/2/2002 Montreal 12 @ Columbus 10  
 3/2/2002 Ottawa 17 @ Philadelphia 19  
 3/7/2002 Washington Power 18 @ Ottawa 15  
 3/8/2002 Toronto 9 @ Montreal 15  
 3/9/2002 Albany 20 @ Columbus 15  
 3/9/2002 New Jersey Storm 9 @ NY Saints 15  
 3/9/2002 Buffalo 7 @ Rochester 12  
 3/9/2002 Philadelphia 12 @ Washington Power 19  
 3/15/2002 Albany 14 @ Montreal 13  
 3/15/2002 NY Saints 7 @ Toronto 21  
 3/16/2002 Ottawa 12 @ New Jersey Storm 10  
 3/16/2002 Washington Power 11 @ Philadelphia 12  
 3/16/2002 Toronto 14 @ Rochester 16  
 3/16/2002 Calgary 10 @ Vancouver 17  
 3/22/2002 Rochester 14 @ Columbus 13  
 3/22/2002 Philadelphia 9 @ Toronto 17  
 3/23/2002 Vancouver 17 @ Calgary 7  
 3/23/2002 Columbus 9 @ New Jersey Storm 10  
 3/23/2002 Ottawa 17 @ NY Saints 16  
 3/23/2002 Toronto 11 @ Philadelphia 12  
 3/23/2002 Buffalo 23 @ Washington Power 22  
 3/24/2002 Montreal 6 @ Albany 14  
 3/24/2002 New Jersey Storm 12 @ Ottawa 11

### PLAYOFFS

3/30/2002 Washington Power 12 @ Philadelphia 11  
 3/30/2002 Vancouver 10 @ Rochester 11  
 4/5/2002 Washington Power 11 @ Toronto 12  
 4/6/2002 Rochester 10 @ Albany 14  
 4/13/2002 Toronto 13 @ Albany 12

### 2003 SEASON

Date	Game & Score
12/27/2002	Toronto 13 @ Albany 9
12/27/2002	NY Saints 10 @ Columbus 15
12/28/2002	Calgary 14 @ Ottawa 9
12/28/2002	New Jersey Storm 13 @ Rochester 11
1/2/2003	Albany 10 @ NY Saints 8
1/3/2003	Toronto 12 @ Colorado 13
1/3/2003	Ottawa 13 @ Columbus 14
1/3/2003	Philadelphia 10 @ Vancouver 14
1/4/2003	Albany 10 @ Buffalo 11
1/4/2003	Ottawa 16 @ NY Saints 12
1/5/2003	Columbus 10 @ New Jersey Storm 9
1/10/2003	NY Saints 9 @ New Jersey Storm 19
1/11/2003	Columbus 6 @ Buffalo 15
1/11/2003	Colorado 11 @ Ottawa 13
1/11/2003	Albany 12 @ Toronto 9
1/12/2003	New Jersey Storm 9 @ Calgary 14
1/12/2003	Rochester 18 @ Vancouver 11
1/17/2003	Columbus 14 @ Albany 13
1/17/2003	Toronto 13 @ Calgary 10
1/18/2003	Philadelphia 9 @ Colorado 13
1/18/2003	Vancouver 15 @ Rochester 14
1/19/2003	Buffalo 10 @ New Jersey Storm 4
1/23/2003	Toronto 15 @ Ottawa 6
1/24/2003	Calgary 9 @ Columbus 14

1/24/2003 Buffalo 13 @ Toronto 17  
 1/25/2003 Calgary 17 @ Buffalo 23  
 1/25/2003 Rochester 18 @ NY Saints 17  
 1/25/2003 Colorado 11 @ Philadelphia 13  
 1/31/2003 Vancouver 12 @ Calgary 13  
 1/31/2003 NY Saints 13 @ Colorado 19  
 2/1/2003 Buffalo 19 @ Columbus 16  
 2/1/2003 New Jersey Storm 8 @ Ottawa 12  
 2/1/2003 Toronto 13 @ Philadelphia 9  
 2/1/2003 Albany 9 @ Rochester 12  
 2/2/2003 Rochester 14 @ Albany 13  
 2/2/2003 Calgary 14 @ Vancouver 11  
 2/2/2003 Philadelphia 16 @ New Jersey Storm 15  
 2/6/2003 Colorado 12 @ NY Saints 20  
 2/6/2003 Columbus 7 @ Calgary 11  
 2/7/2003 Ottawa 10 @ Toronto 13  
 2/8/2003 Toronto 8 @ Buffalo 14  
 2/8/2003 New Jersey Storm 14 @ Colorado 16  
 2/8/2003 Rochester 12 @ Philadelphia 9  
 2/8/2003 Calgary 14 @ Colorado 13  
 2/14/2003 New Jersey Storm 9 @ Columbus 12  
 2/14/2003 Toronto 12 @ Vancouver 10  
 2/15/2003 Buffalo 16 @ Albany 11  
 2/15/2003 Philadelphia 9 @ Ottawa 11  
 2/15/2003 Columbus 5 @ Rochester 12  
 2/16/2003 NY Saints 10 @ Buffalo 16  
 2/21/2003 Colorado 15 @ Albany 19  
 2/22/2003 New Jersey Storm 14 @ Philadelphia 16  
 2/22/2003 Rochester 10 @ Toronto 11  
 2/28/2003 Albany 11 @ New Jersey Storm 8  
 2/28/2003 Ottawa 7 @ Rochester 13  
 2/28/2003 Calgary 6 @ Toronto 15  
 2/28/2003 NY Saints 16 @ Vancouver 18  
 3/1/2003 Vancouver 12 @ Colorado 18  
 3/1/2003 Columbus 12 @ Philadelphia 13  
 3/2/2003 NY Saints 8 @ Calgary 12  
 3/6/2003 Philadelphia 18 @ NY Saints 17  
 3/7/2003 Rochester 10 @ Buffalo 12  
 3/7/2003 Albany 11 @ Columbus 7  
 3/7/2003 Vancouver 7 @ Toronto 11  
 3/8/2003 Vancouver 13 @ Ottawa 10  
 3/8/2003 NY Saints 14 @ Philadelphia 15  
 3/14/2003 Toronto 10 @ Rochester 13  
 3/15/2003 NY Saints 8 @ Albany 13  
 3/15/2003 Ottawa 15 @ New Jersey Storm 16  
 3/15/2003 Buffalo 12 @ Philadelphia 15  
 3/16/2003 Colorado 9 @ Vancouver 14  
 3/21/2003 Ottawa 9 @ Buffalo 12  
 3/21/2003 Rochester 16 @ Colorado 12  
 3/21/2003 Philadelphia 9 @ Toronto 12  
 3/21/2003 Albany 15 @ Vancouver 16  
 3/22/2003 Buffalo 11 @ Ottawa 9  
 3/22/2003 Calgary 13 @ Philadelphia 19  
 3/23/2003 Rochester 11 @ Columbus 10  
 3/23/2003 Colorado 18 @ New Jersey Storm 17  
 3/23/2003 Calgary 9 @ NY Saints 10  
 3/28/2003 Albany 16 @ Colorado 19  
 3/28/2003 Ottawa 7 @ Vancouver 10  
 3/29/2003 Buffalo 9 @ Rochester 18  
 3/30/2003 Ottawa 16 @ Calgary 26  
 4/4/2003 Philadelphia 13 @ Albany 14  
 4/4/2003 Columbus 18 @ NY Saints 13  
 4/5/2003 New Jersey Storm 12 @ Buffalo 19  
 4/5/2003 Colorado 14 @ Calgary 11  
 4/5/2003 Vancouver 19 @ Columbus 7  
 4/11/2003 Buffalo 14 @ Calgary 16



# ALL-TIME RESULTS

4/12/2003 Vancouver 8 @ Albany 12  
 4/12/2003 New Jersey Storm 11 @ NY Saints 13  
 4/12/2003 Columbus 17 @ Ottawa 11  
 4/12/2003 Philadelphia 10 @ Rochester 12  
 4/13/2003 Vancouver 18 @ New Jersey Storm 9  
 4/13/2003 Colorado 13 @ Toronto 10

## PLAYOFFS

4/19/2003 Calgary 9 @ Buffalo 16  
 4/19/2003 Vancouver 12 @ Colorado 15  
 4/26/2003 Buffalo 13 @ Rochester 16  
 4/26/2003 Colorado 11 @ Toronto 15  
 5/3/2003 Toronto 8 @ Rochester 6

## 2004 SEASON

Date	Game & Score
12/26/2003	Vancouver 12 @ Arizona 16
12/27/2003	Philadelphia 13 @ Rochester 7
1/2/2004	San Jose 8 @ Colorado 17
1/3/2004	Rochester 11 @ Buffalo 12
1/9/2004	Colorado 12 @ Arizona 11
1/9/2004	Calgary 10 @ Vancouver 8
1/10/2004	Arizona 19 @ Anaheim 18
1/10/2004	Philadelphia 16 @ Buffalo 13
1/10/2004	Toronto 8 @ Rochester 13
1/10/2004	Colorado 12 @ San Jose 13
1/16/2004	Calgary 12 @ Toronto 18
1/16/2004	Buffalo 15 @ Vancouver 16
1/17/2004	Rochester 17 @ Philadelphia 11
1/18/2004	Buffalo 16 @ Anaheim 12
1/18/2004	Colorado 13 @ Vancouver 12
1/23/2004	Philadelphia 10 @ San Jose 12
1/23/2004	Vancouver 12 @ Toronto 17
1/25/2004	San Jose 8 @ Anaheim 7
1/25/2004	Vancouver 14 @ Calgary 10
1/25/2004	Arizona 13 @ Colorado 14
1/30/2004	San Jose 13 @ Arizona 16
1/30/2004	Calgary 14 @ Colorado 13
1/31/2004	Arizona 6 @ Calgary 15
1/31/2004	Buffalo 18 @ Philadelphia 10
1/31/2004	Toronto 10 @ Rochester 11
2/6/2004	Rochester 9 @ Buffalo 10
2/7/2004	Vancouver 10 @ Colorado 11
2/7/2004	Philadelphia 10 @ Toronto 8
2/9/2004	Calgary 14 @ Anaheim 13
2/8/2004	San Jose 13 @ Vancouver 11
2/13/2004	Buffalo 13 @ Toronto 9
2/14/2004	Anaheim 11 @ Buffalo 13
2/14/2004	Colorado 13 @ Calgary 12
2/14/2004	Arizona 12 @ Philadelphia 16
2/14/2004	San Jose 9 @ Rochester 10
2/20/2004	San Jose 19 @ Calgary 12
2/20/2004	Toronto 15 @ Vancouver 6
2/21/2004	Anaheim 9 @ Arizona 12
2/21/2004	Buffalo 12 @ Philadelphia 8
2/27/2004	Colorado 13 @ Anaheim 8
2/27/2004	Vancouver 7 @ Calgary 14
2/27/2004	Philadelphia 15 @ Toronto 18
2/28/2004	Anaheim 10 @ Colorado 15
2/28/2004	Toronto 11 @ Philadelphia 10
2/28/2004	Buffalo 12 @ Rochester 13
2/28/2004	Arizona 12 @ San Jose 13
2/29/2004	Calgary 14 @ Arizona 4
3/5/2004	Rochester 10 @ Anaheim 13
3/5/2004	Toronto 13 @ Buffalo 11
3/6/2004	Rochester 4 @ Arizona 14

3/6/2004 Philadelphia 12 @ Colorado 13  
 3/12/2004 Rochester 9 @ Toronto 13  
 3/12/2004 Anaheim 6 @ Vancouver 16  
 3/13/2004 Vancouver 13 @ Anaheim 12  
 3/13/2004 Arizona 11 @ Buffalo 13  
 3/13/2004 Toronto 12 @ Philadelphia 10  
 3/13/2004 Colorado 18 @ Rochester 12  
 3/13/2004 Calgary 17 @ San Jose 14  
 3/19/2004 Colorado 13 @ Arizona 14  
 3/20/2004 Anaheim 9 @ Philadelphia 14  
 3/20/2004 Buffalo 12 @ Rochester 13  
 3/20/2004 Vancouver 11 @ San Jose 15  
 3/21/2004 Colorado 11 @ Calgary 8  
 3/26/2004 San Jose 6 @ Colorado 18  
 3/26/2004 Buffalo 11 @ Toronto 14  
 3/27/2004 Toronto 15 @ Buffalo 9  
 3/27/2004 Rochester 8 @ Philadelphia 12  
 3/27/2004 Anaheim 13 @ San Jose 16  
 3/28/2004 Calgary 19 @ Vancouver 12  
 4/2/2004 San Jose 12 @ Anaheim 9  
 4/2/2004 Toronto 10 @ Calgary 11  
 4/3/2004 Vancouver 10 @ Arizona 17  
 4/3/2004 Anaheim 10 @ Colorado 17  
 4/3/2004 Philadelphia 8 @ Rochester 12  
 4/3/2004 Calgary 13 @ San Jose 14  
 4/4/2004 Philadelphia 17 @ Buffalo 15  
 4/4/2004 Arizona 10 @ Vancouver 13  
 4/9/2004 Anaheim 11 @ Calgary 19  
 4/9/2004 Rochester 13 @ Toronto 11  
 4/10/2004 Arizona 13 @ San Jose 19

## PLAYOFFS

4/17/2004 Buffalo 13 @ Rochester 9  
 4/18/2004 Calgary 15 @ San Jose 14  
 4/24/2004 Calgary 13 @ Colorado 11  
 4/25/2004 Buffalo 19 @ Toronto 10  
 5/7/2004 Buffalo 11 @ Calgary 14

## 2005 SEASON

Date	Game & Score
1/1/2005	Calgary 7 @ Colorado 12
1/1/2005	Minnesota 12 @ Rochester 11
1/7/2005	Philadelphia 10 @ Arizona 9
1/7/2005	Toronto 15 @ Buffalo 13
1/7/2005	San Jose 12 @ Calgary 10
1/8/2005	Philadelphia 10 @ Anaheim 13
1/8/2005	Arizona 16 @ Colorado 15
1/8/2005	Calgary 14 @ San Jose 10
1/15/2005	Arizona 9 @ Rochester 8
1/15/2005	Minnesota 15 @ Toronto 19
1/21/2005	San Jose 14 @ Arizona 13
1/21/2005	Buffalo 15 @ Minnesota 10
1/22/2005	Rochester 15 @ Anaheim 11
1/22/2005	Arizona 14 @ Calgary 15
1/22/2005	Buffalo 8 @ Colorado 11
1/22/2005	Minnesota 9 @ San Jose 8
1/28/2005	Anaheim 8 @ Minnesota 7
1/28/2005	Buffalo 15 @ Philadelphia 10
1/28/2005	Rochester 15 @ Toronto 6
1/29/2005	Calgary 13 @ Anaheim 12
1/29/2005	Philadelphia 16 @ Buffalo 20
1/29/2005	Toronto 11 @ Rochester 12
1/29/2005	Colorado 10 @ San Jose 12
2/4/2005	Anaheim 10 @ Arizona 17
2/4/2005	Colorado 16 @ Calgary 18
2/5/2005	San Jose 13 @ Philadelphia 14

2/11/2005 Anaheim 9 @ Buffalo 20  
 2/11/2005 Toronto 15 @ Minnesota 9  
 2/12/2005 Philadelphia 15 @ Rochester 16  
 2/12/2005 Calgary 10 @ Toronto 16  
 2/13/2005 Arizona 12 @ Colorado 13  
 2/18/2005 Minnesota 16 @ Arizona 17  
 2/18/2005 Anaheim 15 @ Calgary 18  
 2/18/2005 Rochester 14 @ Philadelphia 13  
 2/18/2005 Colorado 14 @ San Jose 6  
 2/19/2005 Buffalo 11 @ Rochester 7  
 2/20/2005 Philadelphia 18 @ Minnesota 17  
 2/24/2005 San Jose 8 @ Colorado 14  
 2/25/2005 Philadelphia 14 @ Buffalo 8  
 2/25/2005 Rochester 9 @ Toronto 15  
 3/4/2005 Colorado 13 @ Anaheim 12  
 3/4/2005 Buffalo 14 @ Toronto 12  
 3/5/2005 Minnesota 8 @ Philadelphia 15  
 3/11/2005 San Jose 12 @ Arizona 13  
 3/11/2005 Buffalo 23 @ Minnesota 16  
 3/12/2005 Rochester 13 @ Philadelphia 12  
 3/12/2005 Arizona 12 @ San Jose 10  
 3/13/2005 Toronto 14 @ Anaheim 6  
 3/13/2005 Calgary 13 @ Colorado 10  
 3/18/2005 Minnesota 11 @ Buffalo 13  
 3/18/2005 San Jose 11 @ Calgary 15  
 3/18/2005 Colorado 12 @ Philadelphia 15  
 3/18/2005 Arizona 10 @ Toronto 18  
 3/19/2005 Anaheim 8 @ Colorado 16  
 3/19/2005 Buffalo 11 @ Rochester 12  
 3/19/2005 Calgary 11 @ San Jose 10  
 3/25/2005 Calgary 16 @ Arizona 18  
 3/25/2005 Rochester 11 @ Minnesota 12  
 3/25/2005 Anaheim 14 @ San Jose 15  
 3/26/2005 San Jose 12 @ Anaheim 13  
 3/26/2005 Toronto 12 @ Buffalo 8  
 3/26/2005 Minnesota 11 @ Rochester 20  
 4/1/2005 Rochester 9 @ Buffalo 11  
 4/1/2005 Colorado 15 @ Minnesota 9  
 4/1/2005 Calgary 10 @ Toronto 16  
 4/2/2005 Anaheim 10 @ Colorado 6  
 4/2/2005 Toronto 17 @ Philadelphia 15  
 4/3/2005 Arizona 10 @ Calgary 17  
 4/8/2005 Rochester 8 @ San Jose 7  
 4/9/2005 Minnesota 12 @ Anaheim 11  
 4/9/2005 Colorado 12 @ Arizona 15  
 4/9/2005 Buffalo 14 @ Calgary 9  
 4/9/2005 Toronto 15 @ Philadelphia 11  
 4/10/2005 Philadelphia 13 @ Toronto 14  
 4/15/2005 Arizona 14 @ Anaheim 12  
 4/15/2005 Philadelphia 12 @ Minnesota 14  
 4/15/2005 Colorado 12 @ Rochester 13  
 4/16/2005 Anaheim 11 @ Arizona 10  
 4/16/2005 San Jose 10 @ Buffalo 13  
 4/17/2005 Toronto 12 @ Calgary 20

## PLAYOFFS

4/22/2005 Colorado 13 @ Arizona 16  
 4/23/2005 Rochester 19 @ Buffalo 14  
 4/29/2005 Rochester 10 @ Toronto 12  
 4/30/2005 Arizona 19 @ Calgary 15  
 5/14/2005 Arizona 13 @ Toronto 19





## ALL-TIME RESULTS

### 2006 SEASON

Date	Game & Score
12/30/2005	Philadelphia 13 @ Colorado 11
1/6/2006	San Jose 10 @ Edmonton 9
1/6/2006	Philadelphia 15 @ Minnesota 11
1/7/2006	Rochester 11 @ Colorado 12
1/7/2006	Arizona 14 @ Toronto 13
1/13/2006	Portland 7 @ Arizona 12
1/13/2006	Edmonton 9 @ Calgary 11
1/13/2006	San Jose 7 @ Colorado 9
1/13/2006	Buffalo 13 @ Toronto 11
1/14/2006	Minnesota 13 @ Philadelphia 10
1/14/2006	Toronto 9 @ Rochester 14
1/14/2006	Colorado 7 @ San Jose 10
1/20/2006	Minnesota 12 @ Calgary 8
1/21/2006	Toronto 10 @ Buffalo 13
1/21/2006	Calgary 12 @ Edmonton 9
1/21/2006	Rochester 12 @ Minnesota 6
1/21/2006	Colorado 11 @ Portland 12
1/21/2006	Philadelphia 10 @ San Jose 7
1/27/2006	Calgary 10 @ Arizona 11
1/27/2006	Portland 15 @ San Jose 8
1/27/2006	Edmonton 8 @ Toronto 14
1/28/2006	Calgary 12 @ Portland 8
1/28/2006	Buffalo 10 @ Rochester 11
1/29/2006	Rochester 10 @ Minnesota 9
2/3/2006	Colorado 18 @ Arizona 17
2/3/2006	Minnesota 7 @ Edmonton 6
2/5/2006	Toronto 14 @ Calgary 10
2/10/2006	Portland 6 @ Buffalo 16
2/10/2006	Philadelphia 10 @ Minnesota 11
2/10/2006	Rochester 10 @ Toronto 11
2/11/2006	San Jose 7 @ Colorado 8
2/11/2006	Toronto 13 @ Edmonton 11
2/11/2006	Buffalo 9 @ Philadelphia 10
2/11/2006	Arizona 14 @ Rochester 16
2/17/2006	Edmonton 12 @ Calgary 11
2/18/2006	Calgary 13 @ Arizona 7
2/18/2006	Minnesota 9 @ Buffalo 14
2/18/2006	Portland 15 @ Philadelphia 12
2/18/2006	San Jose 13 @ Rochester 12
2/24/2006	Philadelphia 11 @ Toronto 12
3/3/2006	Edmonton 10 @ Colorado 15
3/3/2006	Minnesota 8 @ Toronto 13
3/4/2006	Minnesota 11 @ Buffalo 8
3/4/2006	Arizona 15 @ Edmonton 11
3/4/2006	Toronto 12 @ Philadelphia 14
3/4/2006	Rochester 18 @ Portland 16
3/10/2006	Edmonton 9 @ Arizona 13
3/10/2006	Philadelphia 8 @ Rochester 17
3/11/2006	Toronto 10 @ Buffalo 8
3/11/2006	Colorado 14 @ Calgary 15
3/11/2006	Rochester 12 @ Philadelphia 16
3/11/2006	Arizona 10 @ Portland 12
3/11/2006	Edmonton 11 @ San Jose 12
3/12/2006	Portland 12 @ Colorado 11
3/17/2006	Calgary 16 @ Edmonton 9
3/17/2006	Minnesota 14 @ Portland 12
3/18/2006	Colorado 15 @ Arizona 11
3/18/2006	Buffalo 14 @ Rochester 13
3/18/2006	Calgary 13 @ San Jose 14
3/24/2006	Buffalo 13 @ Minnesota 11
3/25/2006	Rochester 13 @ Buffalo 18
3/25/2006	Colorado 13 @ Edmonton 7
3/25/2006	Arizona 13 @ Philadelphia 12
3/25/2006	San Jose 10 @ Portland 11

3/25/2006	Calgary 11 @ Toronto 9
3/31/2006	Portland 15 @ Edmonton 11
3/31/2006	Buffalo 11 @ San Jose 9
4/1/2006	Buffalo 13 @ Arizona 10
4/1/2006	San Jose 10 @ Calgary 12
4/1/2006	Toronto 9 @ Minnesota 10
4/1/2006	Rochester 7 @ Philadelphia 8
4/2/2006	Arizona 11 @ Colorado 16
4/2/2006	Edmonton 10 @ Portland 14
4/7/2006	Portland 9 @ San Jose 6
4/8/2006	Colorado 12 @ Buffalo 14
4/8/2006	Arizona 12 @ Calgary 14
4/8/2006	Minnesota 9 @ Rochester 10
4/8/2006	Philadelphia 14 @ Toronto 15
4/9/2006	San Jose 8 @ Minnesota 9
4/14/2006	San Jose 13 @ Arizona 16
4/14/2006	Philadelphia 7 @ Buffalo 8
4/14/2006	Calgary 8 @ Colorado 11
4/14/2006	Edmonton 7 @ Portland 11
4/15/2006	Colorado 17 @ Calgary 7
4/15/2006	Portland 13 @ Minnesota 8
4/15/2006	Buffalo 11 @ Philadelphia 14
4/15/2006	Toronto 7 @ Rochester 10
4/15/2006	Arizona 12 @ San Jose 7

### PLAYOFFS

4/22/2006	Calgary 17 @ Colorado 18
4/22/2006	Arizona 14 @ Portland 11
4/22/2006	Toronto 8 @ Rochester 16
4/23/2006	Minnesota 10 @ Buffalo 11
4/29/2006	Rochester 10 @ Buffalo 15
4/29/2006	Arizona 12 @ Colorado 13
5/13/2006	Colorado 16 @ Buffalo 9

### 2007 SEASON

Date	Game & Score
12/30/2006	Rochester 15 @ Colorado 20
12/30/2006	Buffalo 10 @ Portland 11
1/5/2007	Colorado 10 @ Arizona 6
1/5/2007	Rochester 14 @ San Jose 11
1/6/2007	New York Titans 12 @ Chicago 15
1/6/2007	Philadelphia 12 @ Edmonton 13
1/12/2007	New York Titans 14 @ Buffalo 16
1/12/2007	San Jose 17 @ Calgary 16
1/13/2007	Buffalo 10 @ Colorado 11
1/13/2007	Calgary 13 @ Edmonton 12
1/13/2007	Chicago 11 @ Minnesota 10
1/13/2007	Portland 14 @ Philadelphia 12
1/13/2007	Toronto 6 @ Rochester 10
1/13/2007	Arizona 14 @ San Jose 11
1/19/2007	Portland 4 @ Arizona 11
1/19/2007	Colorado 16 @ Edmonton 9
1/19/2007	Rochester 10 @ Minnesota 11
1/20/2007	Minnesota 13 @ Buffalo 22
1/20/2007	Colorado 13 @ Calgary 17
1/20/2007	Chicago 9 @ New York Titans 11
1/20/2007	San Jose 8 @ Philadelphia 9
1/20/2007	Arizona 12 @ Portland 9
1/20/2007	Rochester 19 @ Toronto 15
1/25/2007	Portland 11 @ Colorado 15
1/26/2007	Philadelphia 16 @ New York Titans 11
1/26/2007	Chicago 11 @ San Jose 10
1/27/2007	Minnesota 14 @ Calgary 15
1/27/2007	Toronto 9 @ Philadelphia 10
1/27/2007	New York Titans 18 @ Rochester 22
2/2/2007	New York Titans 15 @ Arizona 16

2/2/2007	Toronto 14 @ Buffalo 10
2/2/2007	Minnesota 11 @ Portland 8
2/3/2007	Edmonton 7 @ Colorado 16
2/3/2007	Chicago 8 @ Rochester 13
2/3/2007	Calgary 15 @ San Jose 11
2/3/2007	Buffalo 8 @ Toronto 13
2/10/2007	Philadelphia 10 @ Calgary 7
2/10/2007	Arizona 9 @ Edmonton 11
2/11/2007	Buffalo 12 @ Chicago 11
2/15/2007	Colorado 10 @ Portland 8
2/17/2007	Minnesota 15 @ New York Titans 14
2/17/2007	Buffalo 12 @ Philadelphia 8
2/17/2007	Portland 12 @ Rochester 18
2/18/2007	Edmonton 11 @ Arizona 12
2/18/2007	Calgary 12 @ Colorado 15
2/18/2007	New York Titans 14 @ Minnesota 17
2/18/2007	Chicago 10 @ Toronto 11
2/23/2007	Toronto 12 @ Calgary 9
2/23/2007	Portland 8 @ Edmonton 9
2/24/2007	Philadelphia 12 @ Buffalo 13
2/24/2007	Minnesota 19 @ Chicago 11
2/24/2007	Portland 7 @ Colorado 13
2/24/2007	San Jose 12 @ New York Titans 11
2/24/2007	Arizona 16 @ Rochester 19
2/24/2007	Calgary 17 @ Toronto 13
3/2/2007	Chicago 7 @ Arizona 11
3/2/2007	San Jose 11 @ Edmonton 9
3/3/2007	Toronto 10 @ New York Titans 13
3/3/2007	Rochester 14 @ Philadelphia 13
3/4/2007	Buffalo 16 @ Minnesota 15
3/16/2007	Calgary 10 @ Arizona 14
3/16/2007	Toronto 9 @ Edmonton 12
3/17/2007	Rochester 15 @ Chicago 12
3/17/2007	Buffalo 11 @ New York Titans 8
3/17/2007	Portland 8 @ San Jose 17
3/17/2007	Colorado 13 @ Toronto 12
3/18/2007	Philadelphia 9 @ Minnesota 11
3/23/2007	Toronto 13 @ Minnesota 6
3/24/2007	Colorado 15 @ Buffalo 19
3/24/2007	Arizona 12 @ Calgary 14
3/24/2007	Rochester 21 @ New York Titans 15
3/24/2007	Chicago 11 @ Philadelphia 12
3/24/2007	San Jose 9 @ Portland 7
3/25/2007	New York Titans 8 @ Chicago 12
3/25/2007	Edmonton 7 @ San Jose 14
3/30/2007	Arizona 14 @ Colorado 8
3/30/2007	Calgary 12 @ Portland 13
3/30/2007	Philadelphia 6 @ Toronto 15
3/31/2007	San Jose 9 @ Arizona 10
3/31/2007	Chicago 10 @ Buffalo 15
3/31/2007	Portland 11 @ Calgary 21
3/31/2007	Colorado 11 @ Minnesota 9
3/31/2007	Edmonton 10 @ New York Titans 11
3/31/2007	Philadelphia 10 @ Rochester 12
4/1/2007	Edmonton 8 @ Chicago 6
4/6/2007	Edmonton 13 @ Calgary 12
4/6/2007	San Jose 9 @ Portland 8
4/6/2007	Minnesota 13 @ Toronto 11
4/7/2007	Arizona 5 @ Buffalo 15
4/7/2007	Toronto 13 @ Chicago 15
4/7/2007	New York Titans 8 @ Philadelphia 20
4/7/2007	Minnesota 9 @ Rochester 19
4/7/2007	Edmonton 8 @ San Jose 9
4/12/2007	San Jose 12 @ Colorado 13
4/13/2007	Calgary 12 @ Arizona 11
4/13/2007	Rochester 14 @ Buffalo 10



## ALL-TIME RESULTS

4/13/2007 Minnesota 11 @ Philadelphia 8  
 4/13/2007 Edmonton 10 @ Portland 14  
 4/13/2007 Colorado 10 @ San Jose 11  
 4/14/2007 Philadelphia 11 @ Chicago 17  
 4/14/2007 Calgary 17 @ Edmonton 11  
 4/14/2007 Arizona 15 @ Minnesota 16  
 4/14/2007 Buffalo 8 @ Rochester 14  
 4/14/2007 New York Titans 12 @ Toronto 11

### PLAYOFFS

4/20/2007 Toronto 6 @ Rochester 10  
 4/21/2007 Arizona 13 @ Calgary 9  
 4/21/2007 San Jose 15 @ Colorado 14  
 4/22/2007 Minnesota 8 @ Buffalo 14  
 4/27/2007 Buffalo 13 @ Rochester 14  
 4/28/2007 San Jose 7 @ Arizona 9  
 5/12/2007 Rochester 13 @ Arizona 11

### 2008 SEASON

Date	Game & Score
12/29/2007	Calgary 9 @ Colorado 10
1/5/2008	Toronto 11 @ Chicago 9
1/11/2008	Rochester 12 @ Buffalo 9
1/11/2008	Minnesota 17 @ Toronto 16
1/12/2008	San Jose 13 @ Calgary 12
1/12/2008	Edmonton 11 @ Colorado 14
1/12/2008	Toronto 4 @ Minnesota 11
1/12/2008	Chicago 11 @ Philadelphia 19
1/12/2008	New York Titans 14 @ Portland 11
1/12/2008	Buffalo 14 @ Rochester 9
1/18/2008	Rochester 14 @ Philadelphia 15
1/19/2008	New York Titans 13 @ Buffalo 17
1/19/2008	Toronto 14 @ Edmonton 9
1/24/2008	Colorado 12 @ Portland 11
1/25/2008	Calgary 16 @ San Jose 13
1/26/2008	Portland 6 @ Calgary 13
1/26/2008	Edmonton 11 @ Chicago 17
1/26/2008	San Jose 6 @ Colorado 11
1/26/2008	Buffalo 14 @ Philadelphia 15
1/26/2008	Minnesota 18 @ Rochester 17
1/26/2008	New York Titans 10 @ Toronto 14
1/31/2008	San Jose 12 @ New York Titans 7
2/2/2008	Portland 11 @ Edmonton 10
2/2/2008	Minnesota 14 @ San Jose 12
2/7/2008	Portland 12 @ Colorado 15
2/8/2008	Buffalo 17 @ Calgary 9
2/8/2008	New York Titans 9 @ Minnesota 16
2/9/2008	Toronto 4 @ Rochester 11
2/9/2008	Chicago 11 @ San Jose 17
2/10/2008	Portland 13 @ Minnesota 14
2/10/2008	Buffalo 9 @ New York Titans 10
2/15/2008	Philadelphia 15 @ Colorado 13
2/15/2008	Buffalo 8 @ Toronto 11
2/16/2008	Minnesota 14 @ Buffalo 16
2/16/2008	New York Titans 14 @ Chicago 9
2/16/2008	Calgary 12 @ Rochester 15
2/17/2008	Edmonton 8 @ Portland 14
2/22/2008	Minnesota 8 @ Philadelphia 17
2/22/2008	Calgary 9 @ Portland 13
2/23/2008	San Jose 11 @ Edmonton 8
2/23/2008	New York Titans 14 @ Rochester 11
2/24/2008	Colorado 9 @ Calgary 12
2/24/2008	Buffalo 13 @ Chicago 8
2/29/2008	New York Titans 12 @ Philadelphia 16
3/1/2008	Philadelphia 12 @ Buffalo 21
3/1/2008	Rochester 18 @ Chicago 8

3/1/2008 Edmonton 9 @ Portland 7  
 3/1/2008 Calgary 7 @ Toronto 9  
 3/8/2008 Minnesota 7 @ Buffalo 11  
 3/8/2008 Portland 12 @ Calgary 15  
 3/8/2008 San Jose 12 @ Colorado 8  
 3/14/2008 Colorado 11 @ Calgary 6  
 3/14/2008 Chicago 9 @ Minnesota 13  
 3/14/2008 San Jose 13 @ Philadelphia 16  
 3/14/2008 New York Titans 14 @ Toronto 10  
 3/15/2008 Rochester 9 @ Edmonton 10  
 3/20/2008 Colorado 15 @ Portland 16  
 3/21/2008 Edmonton 9 @ Toronto 14  
 3/22/2008 Toronto 13 @ Buffalo 9  
 3/22/2008 Philadelphia 13 @ New York Titans 20  
 3/22/2008 Chicago 12 @ Rochester 11  
 3/22/2008 Calgary 12 @ San Jose 13  
 3/29/2008 Minnesota 10 @ Chicago 15  
 3/29/2008 San Jose 5 @ Edmonton 12  
 3/29/2008 Philadelphia 12 @ Rochester 20  
 4/3/2008 Rochester 8 @ Colorado 11  
 4/5/2008 Colorado 11 @ Buffalo 12  
 4/5/2008 Philadelphia 14 @ Chicago 15  
 4/5/2008 Calgary 9 @ Edmonton 11  
 4/5/2008 New York Titans 9 @ Minnesota 12  
 4/5/2008 San Jose 12 @ Portland 9  
 4/5/2008 Rochester 9 @ Toronto 6  
 4/6/2008 Toronto 9 @ Philadelphia 11  
 4/6/2008 Portland 12 @ San Jose 10  
 4/11/2008 Philadelphia 13 @ Portland 10  
 4/12/2008 Edmonton 7 @ Calgary 18  
 4/12/2008 Philadelphia 14 @ Minnesota 15  
 4/12/2008 Colorado 10 @ New York Titans 14  
 4/12/2008 Buffalo 6 @ Rochester 11  
 4/12/2008 Chicago 13 @ Toronto 12  
 4/13/2008 Edmonton 6 @ San Jose 14  
 4/18/2008 Edmonton 4 @ Colorado 15  
 4/18/2008 Chicago 7 @ New York Titans 14  
 4/18/2008 Portland 12 @ San Jose 11  
 4/19/2008 Chicago 9 @ Buffalo 13  
 4/19/2008 Toronto 11 @ Calgary 12  
 4/19/2008 Colorado 13 @ Edmonton 8  
 4/19/2008 Rochester 11 @ Minnesota 8  
 4/19/2008 New York Titans 11 @ Philadelphia 8  
 4/25/2008 Chicago 12 @ Minnesota 10  
 4/26/2008 Portland 10 @ Buffalo 14  
 4/26/2008 Minnesota 12 @ Chicago 11  
 4/26/2008 Calgary 12 @ Edmonton 8  
 4/26/2008 Rochester 11 @ New York Titans 12  
 4/26/2008 Colorado 6 @ San Jose 11  
 4/27/2008 Philadelphia 15 @ Toronto 14

### PLAYOFFS

5/2/2008 Philadelphia 12 @ Buffalo 14  
 5/3/2008 Calgary 15 @ Colorado 13  
 5/3/2008 New York Titans 11 @ Minnesota 8  
 5/4/2008 Portland 18 @ San Jose 16  
 5/10/2008 New York Titans 12 @ Buffalo 19  
 5/10/2008 Portland 16 @ Calgary 12  
 5/17/2008 Portland 13 @ Buffalo 14

### 2009 SEASON

Date	Game & Score
1/3/2009	Philadelphia 11 @ Buffalo 15
1/3/2009	Toronto 15 @ New York Titans 14
1/3/2009	Minnesota 11 @ Portland 7
1/9/2009	Colorado 12 @ Portland 10

1/9/2009 Calgary 12 @ San Jose 10  
 1/10/2009 Edmonton 9 @ Calgary 10  
 1/10/2009 Portland 14 @ Colorado 5  
 1/10/2009 San Jose 7 @ Minnesota 10  
 1/10/2009 Boston 14 @ New York Titans 19  
 1/10/2009 Philadelphia 16 @ Rochester 13  
 1/10/2009 Buffalo 8 @ Toronto 6  
 1/16/2009 Rochester 6 @ Buffalo 23  
 1/16/2009 Portland 10 @ Edmonton 11  
 1/17/2009 New York Titans 13 @ Boston 9  
 1/17/2009 Calgary 16 @ Toronto 9  
 1/18/2009 Rochester 6 @ San Jose 16  
 1/23/2009 Boston 13 @ Philadelphia 11  
 1/23/2009 Edmonton 10 @ Portland 15  
 1/24/2009 Philadelphia 7 @ Boston 11  
 1/24/2009 San Jose 13 @ Calgary 16  
 1/24/2009 Edmonton 11 @ Colorado 9  
 1/24/2009 Buffalo 10 @ Minnesota 9  
 1/24/2009 New York Titans 8 @ Rochester 7  
 1/29/2009 Buffalo 13 @ Edmonton 8  
 1/31/2009 Portland 9 @ Boston 8  
 1/31/2009 New York Titans 8 @ Colorado 12  
 1/31/2009 Toronto 11 @ Rochester 13  
 1/31/2009 Edmonton 6 @ San Jose 16  
 2/6/2009 Minnesota 8 @ Calgary 13  
 2/6/2009 Buffalo 11 @ Philadelphia 13  
 2/7/2009 New York Titans 8 @ Boston 9  
 2/7/2009 Colorado 13 @ Minnesota 8  
 2/7/2009 San Jose 13 @ Portland 16  
 2/7/2009 Edmonton 9 @ Toronto 16  
 2/8/2009 Philadelphia 12 @ New York Titans 15  
 2/13/2009 Boston 8 @ Philadelphia 4  
 2/14/2009 Toronto 10 @ Buffalo 25  
 2/14/2009 Calgary 12 @ Colorado 13  
 2/15/2009 Rochester 9 @ New York Titans 15  
 2/20/2009 Boston 16 @ Minnesota 12  
 2/20/2009 Buffalo 17 @ Toronto 16  
 2/21/2009 Minnesota 12 @ Philadelphia 13  
 2/21/2009 New York Titans 7 @ Rochester 15  
 2/21/2009 Colorado 9 @ San Jose 14  
 2/22/2009 Boston 11 @ Calgary 10  
 2/22/2009 Colorado 9 @ Edmonton 10  
 2/27/2009 Philadelphia 14 @ Edmonton 9  
 2/27/2009 Minnesota 13 @ Toronto 10  
 2/28/2009 San Jose 10 @ Boston 16  
 2/28/2009 Minnesota 16 @ Buffalo 15  
 2/28/2009 Calgary 12 @ New York Titans 10  
 2/28/2009 Philadelphia 10 @ Portland 12  
 2/28/2009 Toronto 10 @ Rochester 18  
 3/1/2009 San Jose 14 @ New York Titans 15  
 3/13/2009 Calgary 22 @ Edmonton 10  
 3/14/2009 Toronto 9 @ Boston 8  
 3/14/2009 Minnesota 13 @ Philadelphia 12  
 3/14/2009 Buffalo 14 @ Rochester 15  
 3/14/2009 Colorado 14 @ San Jose 11  
 3/21/2009 Portland 4 @ Buffalo 14  
 3/21/2009 Colorado 10 @ Calgary 13  
 3/21/2009 Edmonton 10 @ San Jose 11  
 3/21/2009 Rochester 10 @ Toronto 16  
 3/22/2009 Minnesota 11 @ Colorado 13  
 3/27/2009 Toronto 12 @ Calgary 10  
 3/28/2009 New York Titans 11 @ Buffalo 9  
 3/28/2009 Toronto 12 @ Edmonton 16  
 3/28/2009 Calgary 13 @ Minnesota 10  
 3/28/2009 Colorado 13 @ Philadelphia 17  
 3/28/2009 Boston 10 @ Rochester 11





## ALL-TIME RESULTS

3/28/2009	Portland 14 @ San Jose 12
3/29/2009	San Jose 13 @ Portland 8
4/3/2009	Rochester 12 @ Colorado 8
4/3/2009	Portland 10 @ Edmonton 11
4/3/2009	Minnesota 8 @ San Jose 18
4/3/2009	Boston 14 @ Toronto 13
4/4/2009	Buffalo 15 @ Boston 11
4/4/2009	Rochester 9 @ Calgary 12
4/4/2009	Edmonton 7 @ Minnesota 9
4/4/2009	Philadelphia 11 @ New York Titans 7
4/4/2009	Colorado 12 @ Portland 13
4/5/2009	New York Titans 16 @ Philadelphia 13
4/10/2009	Rochester 9 @ Buffalo 13
4/10/2009	Portland 11 @ Calgary 9
4/11/2009	Rochester 5 @ Boston 10
4/11/2009	San Jose 11 @ Colorado 10
4/11/2009	Calgary 14 @ Edmonton 13
4/11/2009	Portland 19 @ Minnesota 14
4/11/2009	Buffalo 9 @ New York Titans 12
4/11/2009	Toronto 14 @ Philadelphia 16
4/17/2009	Edmonton 9 @ Colorado 10
4/17/2009	Calgary 12 @ Portland 9
4/18/2009	Boston 13 @ Buffalo 12
4/18/2009	New York Titans 12 @ Minnesota 10
4/18/2009	Philadelphia 8 @ Rochester 11
4/18/2009	San Jose 11 @ Toronto 15

### PLAYOFFS

5/1/2009	Rochester 10 @ New York Titans 11
5/1/2009	San Jose 20 @ Portland 16
5/2/2009	Boston 8 @ Buffalo 11
5/3/2009	Colorado 8 @ Calgary 15
5/9/2009	San Jose 5 @ Calgary 17
5/9/2009	Buffalo 3 @ New York Titans 9
5/15/2009	New York Titans 10 @ Calgary 12

### 2010 SEASON

Date	Game & Score
1/8/2010	Philadelphia 8 @ Orlando 13
1/9/2010	Toronto 17 @ Boston 7
1/9/2010	Buffalo 5 @ Rochester 10
1/9/2010	Colorado 8 @ Washington Stealth 17
1/10/2010	Minnesota 7 @ Calgary 12
1/15/2010	Calgary 10 @ Minnesota 12
1/15/2010	Boston 7 @ Toronto 8
1/15/2010	Edmonton 7 @ Washington Stealth 15
1/16/2010	Rochester 13 @ Buffalo 11
1/16/2010	Edmonton 14 @ Colorado 13
1/16/2010	Boston 8 @ Philadelphia 12
1/22/2010	Colorado 15 @ Minnesota 14
1/22/2010	Buffalo 11 @ Washington Stealth 13
1/23/2010	Orlando 9 @ Boston 13
1/23/2010	Washington Stealth 16 @ Calgary 15
1/23/2010	Buffalo 7 @ Edmonton 11
1/23/2010	Colorado 12 @ Philadelphia 11
1/23/2010	Rochester 3 @ Toronto 17
1/29/2010	Rochester 8 @ Orlando 13
1/30/2010	Philadelphia 9 @ Boston 11
1/30/2010	Minnesota 7 @ Buffalo 11
1/30/2010	Washington Stealth 12 @ Colorado 11
1/30/2010	Calgary 11 @ Edmonton 14
1/30/2010	Toronto 8 @ Rochester 16
2/5/2010	Edmonton 8 @ Calgary 13
2/5/2010	Orlando 12 @ Colorado 5
2/5/2010	Philadelphia 11 @ Toronto 19
2/5/2010	Minnesota 9 @ Washington Stealth 12

2/6/2010	Rochester 8 @ Boston 14
2/6/2010	Toronto 14 @ Buffalo 10
2/12/2010	Edmonton 7 @ Toronto 16
2/13/2010	Washington Stealth 12 @ Minnesota 16
2/13/2010	Buffalo 13 @ Philadelphia 11
2/13/2010	Boston 9 @ Rochester 11
2/14/2010	Toronto 8 @ Calgary 10
2/19/2010	Calgary 13 @ Washington Stealth 9
2/20/2010	Colorado 5 @ Minnesota 15
2/20/2010	Boston 12 @ Orlando 11
2/20/2010	Rochester 12 @ Philadelphia 6
2/21/2010	Toronto 13 @ Edmonton 14
2/27/2010	Washington Stealth 9 @ Boston 11
2/27/2010	Philadelphia 15 @ Buffalo 11
2/27/2010	Minnesota 13 @ Colorado 12
2/27/2010	Edmonton 12 @ Rochester 11
2/27/2010	Orlando 16 @ Toronto 12
3/6/2010	Orlando 10 @ Buffalo 12
3/6/2010	Philadelphia 7 @ Calgary 15
3/12/2010	Philadelphia 9 @ Orlando 11
3/12/2010	Buffalo 11 @ Toronto 10
3/13/2010	Buffalo 9 @ Boston 8
3/13/2010	Washington Stealth 12 @ Calgary 11
3/13/2010	Edmonton 13 @ Colorado 9
3/13/2010	Minnesota 11 @ Philadelphia 20
3/13/2010	Orlando 9 @ Rochester 4
3/20/2010	Boston 12 @ Edmonton 5
3/20/2010	Calgary 13 @ Orlando 6
3/26/2010	Minnesota 17 @ Calgary 13
3/26/2010	Washington Stealth 15 @ Colorado 14
3/27/2010	Minnesota 14 @ Edmonton 16
3/27/2010	Toronto 8 @ Orlando 10
3/27/2010	Boston 7 @ Philadelphia 13
3/27/2010	Buffalo 14 @ Rochester 7
3/27/2010	Colorado 9 @ Washington Stealth 12
4/2/2010	Washington Stealth 13 @ Edmonton 14
4/2/2010	Calgary 8 @ Toronto 9
4/3/2010	Orlando 13 @ Boston 10
4/3/2010	Colorado 12 @ Buffalo 11
4/3/2010	Edmonton 13 @ Minnesota 12
4/3/2010	Toronto 13 @ Philadelphia 6
4/3/2010	Calgary 11 @ Rochester 9
4/9/2010	Colorado 14 @ Edmonton 10
4/9/2010	Rochester 12 @ Minnesota 11
4/10/2010	Minnesota 8 @ Boston 13
4/10/2010	Toronto 10 @ Buffalo 13
4/10/2010	Colorado 11 @ Calgary 12
4/10/2010	Washington Stealth 17 @ Orlando 7
4/10/2010	Philadelphia 12 @ Rochester 15
4/16/2010	Boston 9 @ Colorado 7
4/16/2010	Calgary 15 @ Edmonton 14
4/16/2010	Buffalo 7 @ Orlando 9
4/16/2010	Rochester 7 @ Toronto 15
4/17/2010	Philadelphia 13 @ Minnesota 12
4/17/2010	Edmonton 14 @ Washington Stealth 13
4/23/2010	Calgary 11 @ Colorado 10
4/23/2010	Orlando 11 @ Philadelphia 5
4/24/2010	Boston 10 @ Buffalo 13
4/24/2010	Orlando 12 @ Minnesota 11
4/24/2010	Rochester 9 @ Washington Stealth 14

### PLAYOFFS

5/1/2010	Edmonton 11 @ Calgary 7
5/1/2010	Boston 11 @ Orlando 12
5/1/2010	Buffalo 11 @ Toronto 13
5/1/2010	Minnesota 10 @ Washington Stealth 14

5/8/2010	Toronto 15 @ Orlando 10
5/8/2010	Edmonton 11 @ Washington Stealth 12
5/15/2010	Toronto 11 @ Washington Stealth 15

### 2011 SEASON

Date	Game & Score
1/8/2011	Buffalo 9 @ Calgary 10
1/8/2011	Washington Stealth 11 @ Colorado 10
1/8/2011	Rochester 11 @ Minnesota 10
1/8/2011	Boston 10 @ Philadelphia 6
1/8/2011	Edmonton 7 @ Toronto 13
1/9/2011	Calgary 13 @ Washington Stealth 11
1/14/2011	Minnesota 16 @ Washington Stealth 8
1/15/2011	Edmonton 7 @ Boston 10
1/15/2011	Colorado 8 @ Calgary 7
1/15/2011	Buffalo 9 @ Philadelphia 6
1/15/2011	Toronto 12 @ Rochester 9
1/21/2011	Boston 14 @ Toronto 15
1/22/2011	Rochester 11 @ Boston 10
1/22/2011	Toronto 14 @ Buffalo 15
1/22/2011	Washington Stealth 19 @ Calgary 14
1/22/2011	Philadelphia 11 @ Colorado 10
1/22/2011	Edmonton 8 @ Minnesota 9
1/28/2011	Philadelphia 11 @ Boston 5
1/28/2011	Calgary 15 @ Edmonton 11
1/29/2011	Edmonton 11 @ Calgary 12
1/29/2011	Washington Stealth 10 @ Minnesota 11
1/29/2011	Colorado 11 @ Philadelphia 12
1/29/2011	Boston 16 @ Rochester 7
1/29/2011	Buffalo 5 @ Toronto 8
2/4/2011	Minnesota 12 @ Buffalo 15
2/5/2011	Toronto 7 @ Boston 9
2/5/2011	Washington Stealth 10 @ Colorado 8
2/5/2011	Philadelphia 6 @ Rochester 11
2/11/2011	Washington Stealth 12 @ Edmonton 14
2/12/2011	Colorado 6 @ Boston 11
2/12/2011	Buffalo 16 @ Philadelphia 7
2/12/2011	Minnesota 10 @ Rochester 12
2/12/2011	Calgary 8 @ Toronto 9
2/12/2011	Edmonton 15 @ Washington Stealth 14
2/18/2011	Rochester 5 @ Toronto 10
2/18/2011	Colorado 7 @ Washington Stealth 20
2/19/2011	Philadelphia 10 @ Buffalo 9
2/19/2011	Boston 14 @ Minnesota 11
2/19/2011	Toronto 13 @ Rochester 6
2/20/2011	Minnesota 12 @ Colorado 10
2/20/2011	Calgary 12 @ Edmonton 11
2/26/2011	Toronto 16 @ Philadelphia 13
2/26/2011	Edmonton 9 @ Rochester 13
3/4/2011	Minnesota 11 @ Colorado 10
3/4/2011	Philadelphia 10 @ Toronto 15
3/5/2011	Rochester 8 @ Buffalo 11
3/5/2011	Washington Stealth 18 @ Edmonton 10
3/5/2011	Calgary 13 @ Philadelphia 7
3/6/2011	Buffalo 9 @ Boston 8
3/12/2011	Boston 10 @ Buffalo 12
3/13/2011	Calgary 17 @ Washington Stealth 13
3/19/2011	Edmonton 14 @ Calgary 19
3/25/2011	Toronto 9 @ Calgary 14
3/25/2011	Minnesota 13 @ Edmonton 14
3/25/2011	Boston 8 @ Washington Stealth 9
3/26/2011	Boston 8 @ Colorado 9
3/26/2011	Philadelphia 10 @ Rochester 13
3/27/2011	Buffalo 12 @ Minnesota 9
4/1/2011	Minnesota 12 @ Calgary 15
4/1/2011	Colorado 10 @ Edmonton 14



## ALL-TIME RESULTS

4/1/2011 Washington Stealth 12 @ Toronto 13  
 4/2/2011 Rochester 19 @ Boston 8  
 4/2/2011 Washington Stealth 10 @ Buffalo 9  
 4/2/2011 Edmonton 6 @ Colorado 7  
 4/2/2011 Calgary 8 @ Minnesota 13  
 4/2/2011 Toronto 11 @ Philadelphia 12  
 4/8/2011 Colorado 13 @ Calgary 14  
 4/8/2011 Buffalo 11 @ Toronto 8  
 4/9/2011 Philadelphia 7 @ Boston 9  
 4/9/2011 Edmonton 13 @ Edmonton 6  
 4/9/2011 Buffalo 9 @ Rochester 8  
 4/9/2011 Minnesota 15 @ Washington Stealth 16  
 4/10/2011 Rochester 10 @ Philadelphia 6  
 4/15/2011 Calgary 7 @ Colorado 11  
 4/16/2011 Boston 16 @ Buffalo 9  
 4/16/2011 Toronto 14 @ Edmonton 18  
 4/16/2011 Philadelphia 9 @ Minnesota 11  
 4/16/2011 Rochester 18 @ Washington Stealth 10  
 4/23/2011 Rochester 15 @ Buffalo 9  
 4/23/2011 Colorado 8 @ Minnesota 12

### PLAYOFFS

4/30/2011 Boston 10 @ Buffalo 11  
 4/30/2011 Colorado 6 @ Calgary 10  
 4/30/2011 Washington Stealth 14 @ Minnesota 8  
 5/1/2011 Rochester 8 @ Toronto 10  
 5/7/2011 Toronto 12 @ Buffalo 11  
 5/7/2011 Washington Stealth 10 @ Calgary 8  
 5/15/2011 Washington Stealth 7 @ Toronto 8

### 2012 SEASON

Date	Game & Score
1/8/2012	Calgary 12 @ Toronto 9
1/14/2012	Toronto 10 @ Buffalo 14
1/14/2012	Minnesota 14 @ Colorado 20
1/14/2012	Rochester 22 @ Philadelphia 12
1/14/2012	Calgary 13 @ Washington Stealth 10
1/20/2012	Colorado 13 @ Edmonton 12
1/21/2012	Colorado 13 @ Calgary 12
1/21/2012	Washington Stealth 9 @ Philadelphia 10
1/21/2012	Buffalo 12 @ Rochester 9
1/27/2012	Philadelphia 13 @ Buffalo 10
1/27/2012	Rochester 11 @ Toronto 13
1/28/2012	Toronto 14 @ Calgary 13
1/28/2012	Rochester 11 @ Colorado 14
1/28/2012	Buffalo 11 @ Minnesota 19
1/28/2012	Edmonton 16 @ Washington Stealth 5
2/4/2012	Washington Stealth 11 @ Buffalo 10
2/4/2012	Edmonton 7 @ Colorado 11
2/4/2012	Toronto 15 @ Philadelphia 6
2/4/2012	Minnesota 14 @ Rochester 16
2/10/2012	Edmonton 9 @ Minnesota 10
2/10/2012	Calgary 12 @ Washington Stealth 11
2/12/2012	Rochester 6 @ Minnesota 9
2/12/2012	Buffalo 13 @ Philadelphia 14
2/18/2012	Edmonton 8 @ Calgary 12
2/18/2012	Colorado 12 @ Minnesota 7
2/18/2012	Washington Stealth 12 @ Rochester 15
2/18/2012	Philadelphia 14 @ Toronto 8
2/24/2012	Calgary 21 @ Colorado 10
2/24/2012	Philadelphia 10 @ Edmonton 12
2/24/2012	Rochester 12 @ Toronto 16
2/24/2012	Minnesota 15 @ Washington Stealth 7
3/3/2012	Colorado 16 @ Buffalo 13
3/3/2012	Minnesota 15 @ Calgary 11
3/3/2012	Rochester 11 @ Philadelphia 8

3/3/2012 Washington Stealth 14 @ Toronto 9  
 3/9/2012 Calgary 13 @ Edmonton 10  
 3/9/2012 Philadelphia 12 @ Toronto 10  
 3/10/2012 Edmonton 9 @ Calgary 16  
 3/10/2012 Washington Stealth 11 @ Colorado 13  
 3/10/2012 Buffalo 10 @ Rochester 13  
 3/11/2012 Colorado 8 @ Washington Stealth 11  
 3/16/2012 Buffalo 21 @ Toronto 14  
 3/17/2012 Minnesota 10 @ Buffalo 13  
 3/17/2012 Edmonton 16 @ Philadelphia 16  
 3/23/2012 Philadelphia 13 @ Colorado 12  
 3/24/2012 Buffalo 6 @ Calgary 17  
 3/24/2012 Washington Stealth 9 @ Edmonton 10  
 3/24/2012 Toronto 13 @ Rochester 7  
 3/25/2012 Colorado 16 @ Philadelphia 15  
 3/25/2012 Minnesota 13 @ Washington Stealth 20  
 3/30/2012 Calgary 15 @ Minnesota 10  
 3/31/2012 Toronto 15 @ Buffalo 9  
 3/31/2012 Washington Stealth 11 @ Calgary 13  
 3/31/2012 Minnesota 8 @ Edmonton 9  
 3/31/2012 Colorado 16 @ Rochester 12  
 4/6/2012 Rochester 14 @ Calgary 15  
 4/6/2012 Minnesota 13 @ Philadelphia 9  
 4/7/2012 Philadelphia 7 @ Buffalo 17  
 4/7/2012 Edmonton 8 @ Toronto 12  
 4/14/2012 Toronto 12 @ Colorado 19  
 4/14/2012 Buffalo 8 @ Edmonton 11  
 4/14/2012 Washington Stealth 9 @ Minnesota 14  
 4/14/2012 Calgary 12 @ Rochester 14  
 4/20/2012 Edmonton 14 @ Colorado 11  
 4/20/2012 Toronto 16 @ Washington Stealth 13  
 4/21/2012 Rochester 9 @ Buffalo 14  
 4/21/2012 Calgary 9 @ Edmonton 6  
 4/21/2012 Philadelphia 10 @ Minnesota 15  
 4/28/2012 Toronto 12 @ Edmonton 11  
 4/28/2012 Colorado 13 @ Minnesota 16  
 4/28/2012 Philadelphia 7 @ Rochester 9  
 4/28/2012 Buffalo 17 @ Washington Stealth 16

### PLAYOFFS

5/4/2012 Philadelphia 13 @ Rochester 14  
 5/5/2012 Edmonton 19 @ Calgary 11  
 5/5/2012 Minnesota 14 @ Colorado 10  
 5/5/2012 Buffalo 6 @ Toronto 7  
 5/12/2012 Edmonton 15 @ Minnesota 3  
 5/12/2012 Rochester 17 @ Toronto 13  
 5/19/2012 Edmonton 6 @ Rochester 9

### 2013 SEASON

Date	Game & Score
1/5/2013	Rochester 12 @ Washington Stealth 13
1/11/2013	Buffalo 8 @ Philadelphia 13
1/12/2013	Minnesota 12 @ Buffalo 13
1/12/2013	Toronto 13 @ Calgary 11
1/12/2013	Washington Stealth 17 @ Colorado 13
1/13/2013	Toronto 10 @ Edmonton 9
1/19/2013	Philadelphia 8 @ Toronto 7
1/19/2013	Buffalo 14 @ Rochester 13
1/19/2013	Colorado 13 @ Calgary 12
1/20/2013	Edmonton 18 @ Washington Stealth 10
1/25/2013	Minnesota 12 @ Toronto 13
1/25/2013	Calgary 19 @ Colorado 12
1/25/2013	Washington Stealth 12 @ Edmonton 10
1/26/2013	Philadelphia 13 @ Buffalo 14
1/26/2013	Toronto 11 @ Rochester 7
1/26/2013	Washington Stealth 14 @ Minnesota 15

1/27/2013 Calgary 16 @ Philadelphia 8  
 2/2/2013 Toronto 14 @ Buffalo 12  
 2/2/2013 Washington Stealth 6 @ Rochester 7  
 2/2/2013 Minnesota 9 @ Colorado 15  
 2/2/2013 Calgary 18 @ Edmonton 15  
 2/8/2013 Rochester 20 @ Philadelphia 10  
 2/8/2013 Toronto 12 @ Minnesota 13  
 2/9/2013 Rochester 15 @ Buffalo 7  
 2/9/2013 Edmonton 8 @ Calgary 9  
 2/9/2013 Colorado 6 @ Washington Stealth 13  
 2/15/2013 Calgary 12 @ Toronto 17  
 2/15/2013 Washington Stealth 10 @ Edmonton 15  
 2/16/2013 Calgary 17 @ Minnesota 16  
 2/16/2013 Buffalo 10 @ Rochester 6  
 2/16/2013 Edmonton 14 @ Colorado 7  
 2/22/2013 Minnesota 13 @ Edmonton 8  
 2/23/2013 Philadelphia 10 @ Rochester 8  
 2/23/2013 Calgary 14 @ Washington Stealth 16  
 2/24/2013 Edmonton 14 @ Minnesota 9  
 2/24/2013 Colorado 12 @ Philadelphia 14  
 2/28/2013 Buffalo 15 @ Toronto 13  
 3/1/2013 Philadelphia 11 @ Buffalo 10  
 3/2/2013 Edmonton 18 @ Calgary 13  
 3/2/2013 Rochester 12 @ Colorado 11  
 3/3/2013 Minnesota 8 @ Washington Stealth 11  
 3/8/2013 Colorado 10 @ Toronto 14  
 3/8/2013 Minnesota 15 @ Calgary 19  
 3/9/2013 Colorado 12 @ Buffalo 6  
 3/9/2013 Washington Stealth 16 @ Philadelphia 10  
 3/16/2013 Toronto 13 @ Philadelphia 8  
 3/16/2013 Edmonton 11 @ Rochester 9  
 3/16/2013 Washington Stealth 5 @ Minnesota 12  
 3/16/2013 Buffalo 13 @ Colorado 16  
 3/23/2013 Edmonton 14 @ Buffalo 7  
 3/23/2013 Colorado 11 @ Calgary 12  
 3/24/2013 Edmonton 17 @ Toronto 12  
 3/29/2013 Buffalo 11 @ Toronto 18  
 3/29/2013 Philadelphia 11 @ Minnesota 20  
 3/30/2013 Toronto 8 @ Rochester 12  
 3/30/2013 Philadelphia 9 @ Colorado 10  
 3/30/2013 Calgary 13 @ Washington Stealth 11  
 4/6/2013 Philadelphia 7 @ Rochester 14  
 4/6/2013 Buffalo 7 @ Minnesota 21  
 4/6/2013 Washington Stealth 12 @ Calgary 11  
 4/6/2013 Colorado 9 @ Edmonton 7  
 4/7/2013 Rochester 9 @ Toronto 10  
 4/7/2013 Minnesota 13 @ Philadelphia 15  
 4/13/2013 Toronto 9 @ Philadelphia 10  
 4/13/2013 Rochester 15 @ Calgary 14  
 4/13/2013 Minnesota 17 @ Colorado 12  
 4/13/2013 Buffalo 15 @ Washington Stealth 10  
 4/14/2013 Rochester 10 @ Edmonton 14  
 4/20/2013 Rochester 10 @ Buffalo 9  
 4/20/2013 Colorado 16 @ Minnesota 14  
 4/20/2013 Calgary 12 @ Edmonton 11  
 4/20/2013 Philadelphia 13 @ Washington Stealth 17

### PLAYOFFS

4/27/2013 Colorado 10 @ Calgary 15  
 4/27/2013 Philadelphia 8 @ Rochester 10  
 4/27/2013 Edmonton 11 @ Washington Stealth 12  
 4/28/2013 Minnesota 20 @ Toronto 11  
 5/4/2013 Washington Stealth 14 @ Calgary 13  
 5/4/2013 Minnesota 10 @ Rochester 12  
 5/11/2013 Rochester 11 @ Washington Stealth 10

# ALL-TIME RESULTS

## 2014 SEASON

Date	Game & Score
12/28/2013	Philadelphia 17 @ Buffalo 13
12/28/2013	Minnesota 6 @ Rochester 8
12/28/2013	Edmonton 13 @ Colorado 10
1/3/2014	Calgary 11 @ Toronto 16
1/4/2014	Vancouver Stealth 12 @ Colorado 13
1/10/2014	Toronto 10 @ Buffalo 12
1/10/2014	Colorado 11 @ Calgary 13
1/11/2014	Philadelphia 9 @ Rochester 13
1/11/2014	Colorado 6 @ Edmonton 17
1/11/2014	Minnesota 5 @ Vancouver Stealth 8
1/12/2014	Buffalo 12 @ Philadelphia 11
1/17/2014	Calgary 8 @ Edmonton 15
1/17/2014	Colorado 13 @ Vancouver Stealth 14
1/18/2014	Minnesota 11 @ Philadelphia 10
1/18/2014	Toronto 8 @ Rochester 12
1/18/2014	Vancouver Stealth 12 @ Calgary 15
1/18/2014	Buffalo 16 @ Colorado 9
1/19/2014	Philadelphia 15 @ Minnesota 8
1/25/2014	Rochester 10 @ Buffalo 11
1/25/2014	Colorado 14 @ Calgary 13
1/25/2014	Edmonton 9 @ Vancouver Stealth 8
1/31/2014	Vancouver Stealth 12 @ Toronto 17
2/1/2014	Toronto 10 @ Buffalo 12
2/1/2014	Vancouver Stealth 9 @ Philadelphia 15
2/1/2014	Minnesota 12 @ Colorado 14
2/1/2014	Rochester 7 @ Edmonton 8
2/7/2014	Philadelphia 10 @ Toronto 20
2/8/2014	Edmonton 8 @ Philadelphia 6
2/8/2014	Buffalo 6 @ Rochester 9
2/8/2014	Calgary 15 @ Minnesota 13
2/8/2014	Colorado 10 @ Vancouver Stealth 9
2/14/2014	Vancouver Stealth 19 @ Colorado 9
2/15/2014	Rochester 17 @ Toronto 9
2/15/2014	Philadelphia 7 @ Buffalo 13
2/15/2014	Edmonton 14 @ Minnesota 9
2/15/2014	Vancouver Stealth 9 @ Calgary 20
2/22/2014	Minnesota 12 @ Toronto 14
2/22/2014	Rochester 10 @ Calgary 11
2/23/2014	Minnesota 15 @ Philadelphia 14
2/28/2014	Toronto 10 @ Edmonton 11
3/1/2014	Toronto 13 @ Calgary 19
3/1/2014	Rochester 11 @ Colorado 9
3/8/2014	Minnesota 9 @ Buffalo 12
3/8/2014	Philadelphia 8 @ Rochester 13
3/8/2014	Calgary 9 @ Colorado 10
3/8/2014	Vancouver Stealth 9 @ Edmonton 10
3/14/2014	Edmonton 15 @ Calgary 7
3/15/2014	Rochester 17 @ Toronto 12
3/15/2014	Colorado 9 @ Buffalo 12
3/16/2014	Rochester 11 @ Philadelphia 7
3/16/2014	Toronto 9 @ Minnesota 8
3/21/2014	Buffalo 5 @ Edmonton 14
3/21/2014	Calgary 13 @ Vancouver Stealth 8
3/22/2014	Toronto 13 @ Philadelphia 14
3/23/2014	Buffalo 9 @ Minnesota 10
3/29/2014	Edmonton 15 @ Rochester 11
3/29/2014	Minnesota 11 @ Calgary 15
3/29/2014	Philadelphia 14 @ Colorado 12
3/29/2014	Buffalo 8 @ Vancouver Stealth 12
3/30/2014	Edmonton 13 @ Toronto 10
4/4/2014	Calgary 13 @ Philadelphia 9
4/4/2014	Rochester 15 @ Minnesota 14
4/5/2014	Calgary 16 @ Buffalo 13
4/5/2014	Minnesota 9 @ Rochester 12

4/5/2014	Colorado 11 @ Edmonton 12
4/5/2014	Toronto 17 @ Vancouver Stealth 9
4/11/2014	Edmonton 8 @ Colorado 10
4/12/2014	Philadelphia 9 @ Toronto 10
4/12/2014	Vancouver Stealth 7 @ Rochester 10
4/12/2014	Buffalo 9 @ Minnesota 10
4/12/2014	Edmonton 15 @ Calgary 11
4/18/2014	Buffalo 9 @ Toronto 13
4/19/2014	Buffalo 4 @ Rochester 8
4/19/2014	Colorado 18 @ Minnesota 12
4/19/2014	Calgary 14 @ Edmonton 13
4/19/2014	Philadelphia 15 @ Vancouver Stealth 11
4/25/2014	Vancouver Stealth 5 @ Edmonton 10
4/26/2014	Rochester 16 @ Buffalo 14
4/26/2014	Colorado 13 @ Philadelphia 12
4/26/2014	Toronto 8 @ Minnesota 6
4/26/2014	Calgary 14 @ Vancouver Stealth 8

## PLAYOFFS

### WILD CARD ROUND

5/3/2014	Buffalo 15 @ Toronto 13
5/3/2014	Colorado 15 @ Calgary 16

### EASTERN DIVISION FINALS

5/10/2014	Rochester 8 @ Buffalo 12
5/17/2014	Buffalo 8 @ Rochester 13
MINI-GAME	Buffalo 1 @ Rochester 2

### WESTERN DIVISION FINALS

5/10/2014	Edmonton 11 @ Calgary 12
5/16/2014	Calgary 13 @ Edmonton 15
MINI-GAME	Calgary 2 @ Edmonton 1

## CHAMPIONS CUP FINALS

5/24/2014	Rochester 7 @ Calgary 10
5/31/2014	Calgary 10 @ Rochester 16
MINI-GAME	Calgary 2 @ Rochester 3







# FIRST ROUND DRAFT HISTORY

## 2014 NLL FIRST ROUND

No.	Team	Player	From
1.	Edmonton Rush	Ben McIntosh	Drexel University
2.	Rochester Knighthawks	Jeremy Noble	University of Denver
3.	Minnesota Swarm	Miles Thompson	University at Albany
4.	Colorado Mammoth	Eli McLaughlin	Coquitlam
5.	Minnesota Swarm	Shane MacDonald	Brampton
6.	New England	Mark Cockerton	University of Virginia
7.	Colorado Mammoth	Robert Hope	Pfeiffer University
8.	New England	Quinn Powless	Six Nations
9.	Buffalo	Brandon Goodwin	Adelphi University

## 2013 NLL FIRST ROUND

No.	Team	Player	From
1.	Minnesota Swarm	Logan Schuss	Ohio State University
2.	Minnesota Swarm	Jason Noble	Cornell University
3.	Colorado Mammoth	Dillon Ward	Bellarmino University
4.	Minnesota Swarm	Cameron Flint	University of Denver
5.	Edmonton Rush	Robert Church	Drexel University
6.	Calgary Roughnecks	Tor Reinholdt	Limestone College
7.	Minnesota Swarm	Scott Jones	UMBC
8.	Vancouver Stealth	Cody Bremner	Cornell University
9.	Toronto Rock	Ethan O'Connor	Hobart College

## 2012 NLL FIRST ROUND

No.	Team	Player	From
1.	Edmonton Rush	Mark Matthews	University of Denver
2.	Minnesota Swarm	Brook Sorensen	Ohio State University
3.	Minnesota Swarm	Kiel Matiz	Robert Morris University
4.	Minnesota Swarm	Shayne Jackson	Limestone College
5.	Buffalo Bandits	Dhane Smith	Kitchener, ON
6.	Calgary Roughnecks	Joe Resetarits	University of Albany
7.	Calgary Roughnecks	Matthew Dinsdale	Coquitlam, BC
8.	Edmonton Rush	Curtis Knight	Whitby, ON
9.	Colorado Mammoth	Colton Clark	Bellarmino University
10.	Minnesota Swarm	Alex Crepinsek	RIT

## 2011 NLL FIRST ROUND

No.	Team	Player	From
1.	Philadelphia Wings	Kevin Crowley	Stony Brook
2.	Rochester Knighthawks	Stephen Keogh	Syracuse
3.	Colorado Mammoth	Adam Jones	Canisius
4.	Minnesota Swarm	Jordan MacIntosh	R.I.T.
5.	Rochester Knighthawks	Johnny Powless	Six Nations, ON
6.	Minnesota Swarm	Evan Kirk	Hobart
7.	Calgary Roughnecks	Travis Cornwall	Coquitlam, BC
8.	Colorado Mammoth	Dan Coates	Canisius

## 2010 NLL FIRST ROUND

No.	Team	Player	From
1.	Rochester Knighthawks	Cody Jamieson	Syracuse
2.	Boston Blazers	Kyle Rubisch	Dowling
3.	Calgary Roughnecks	Curtis Dickson	Delaware
4.	Minnesota Swarm	Andrew Sutor	R.I.T.
5.	Rochester Knighthawks	Jarrett Davis	Bellarmino
6.	Calgary Roughnecks	Dan MacRae	R.I.T.
7.	Boston Blazers	David Brock	Albany
8.	Calgary Roughnecks	Brandon Ivey	Orangeville, ON
9.	Buffalo Bandits	Travis Irving	New Westminster, BC
10.	Rochester Knighthawks	Ryan McClelland	Colgate

## 2009 NLL FIRST ROUND

No.	Team	Player	From
1.	Rochester Knighthawks	Sid Smith	Syracuse
2.	Rochester Knighthawks	Ilija Gajic	Denver
3.	Minnesota Swarm	Zach Greer	Bryant
4.	Colorado Mammoth	Cliff Smith	Denver
5.	Colorado Mammoth	Alex Gajic	Denver
6.	Toronto Rock	Garrett Billings	Univ. of Virginia
7.	Toronto Rock	Joel Dalgarno	Ohio State
8.	Boston Blazers	Max Seibald	Cornell
9.	Edmonton Rush	Corey Small	Univ. of Albany
10.	Buffalo Bandits	Kyle Clancy	Peterborough, ON
11.	Toronto Rock	Stephen LeBlanc	Queens Univ.
12.	Edmonton Rush	Scott Tinning	Brampton, ON

## 2008 NLL FIRST ROUND

No.	Team	Player	From
1.	Boston Blazers	Daryl Veltman	Hobart College
2.	San Jose Stealth	Paul Rabil	Johns Hopkins
3.	San Jose Stealth	Rhys Duch	Stony Brook
4.	Edmonton Rush	Jamie Floris	Bellarmino
5.	San Jose Stealth	Kevin Huntley	Johns Hopkins
6.	Calgary Roughnecks	Curtis Manning	Simon Fraser
7.	Colorado Mammoth	Matt Danowski	Duke
8.	Minnesota Swarm	Andrew Watt	Robert Morris
9.	Philadelphia Wings	Sean Thomson	Bellarmino
10.	Edmonton Rush	Ryan Campbell	Dowling
11.	Minnesota Swarm	Kevin Buchanan	Ohio State
12.	Portland Lumberjax	Tim Campeau	N.D. de Namur
13.	Minnesota Swarm	Joe Gnosky	Maryland

## 2007 NLL FIRST ROUND

No.	Team	Player	From
1.	New York Titans	Jordan Hall	Delaware
2.	Philadelphia Wings	Merrick Thomson	Albany
3.	Boston Blazers	Craig Point	Onondaga C.C.
4.	Calgary Roughnecks	Dane Dobbie	Burnaby, BC
5.	San Jose Stealth	Frank Resetarits	Albany
6.	Portland Lumberjax	Tyler Codron	Port Coquitlam, BC
7.	San Jose Stealth	Tom Johnson	Bellarmino
8.	Rochester Knighthawks	Matt MacLeod	Orangeville, ON
9.	Minnesota Swarm	Justin Norbraten	Bellarmino
10.	Calgary Roughnecks	Peter McFetridge	Burnaby, BC
11.	Boston Blazers	Matt Lyons	Orangeville, ON
12.	Chicago Shamrox	Kevin Ross	Canisius
13.	New York Titans	Mitch Belisle	Cornell
14.	Rochester Knighthawks	Andrew Potter	St. Catharines, ON

## 2006 NLL FIRST ROUND

No.	Team	Player	From
1.	San Jose Stealth	Ryan Benesch	Kitchener, ON
2.	San Jose Stealth	Kyle Sorensen	Bellarmino
3.	Buffalo Bandits	Brett Bucktooth	Syracuse
4.	Philadelphia Wings	Geoff Snider	Denver
5.	Philadelphia Wings	Ian Llord	St. Catharines, ON
6.	Arizona Sting	Mike Grimes	Peterborough, ON
7.	San Jose Stealth	Paul Dawson	Brampton, ON
8.	Philadelphia Wings	Athan Iannucci	Hofstra
9.	Calgary Roughnecks	Kyle Wailes	Brown University
10.	Rochester Knighthawks	Jack Reid	UMass
11.	New York Titans	Brendan Mundorf	UMBC
12.	Chicago Shamrox	Josh Wasson	Hartford
13.	Colorado Mammoth	Gary Bining	Ohio State

## 2005 NLL FIRST ROUND

No.	Team	Player	From
1.	Portland Lumberjax	Brodie Merrill	Georgetown
2.	Rochester Knighthawks	Shawn Evans	Bellarmino
3.	Philadelphia Wings	Sean Greenhalgh	Cornell
4.	Philadelphia Wings	Luke Wiles	Delaware
5.	Arizona Sting	Matt Brown	Denver
6.	San Jose Stealth	Matt Vinc	Canisius College
7.	Colorado Mammoth	Dan Carey	Canisius College
8.	San Jose Stealth	Jeff Zywicki	UMass
9.	Philadelphia Wings	Chad Thompson	Orillia, ON
10.	Buffalo Bandits	Jeff Shattler	Brampton, ON
11.	San Jose Stealth	Ed Brown	Middlebury

## 2004 NLL FIRST ROUND

No.	Team	Player	From
1.	Buffalo Bandits	Delby Powless	Rutgers
2.	Vancouver Ravens	Rory Graves	Hartford
3.	San Jose Stealth	Ryan Boyle	Princeton
4.	Arizona Sting	Darren Halls	Orangeville, ON
5.	Philadelphia Wings	Rob Van Beek	Port Coquitlam, BC
6.	Minnesota Swarm	Ryder Bateman	Victoria, BC
7.	Vancouver Ravens	Chris McKay	Victoria, BC
8.	Rochester Knighthawks	Mike Morrison	Brooklin, ON
9.	Calgary Roughnecks	Matt Morehouse	Surrey, BC

## 2003 NLL FIRST ROUND

No.	Team	Player	From
1.	Vancouver Ravens	Mark Miyashita	Canisius College
2.	Calgary Roughnecks	Taylor Wray	Duke University
3.	Philadelphia Wings	Ryan Ward	Butler University
4.	Vancouver Ravens	Craig Conn	St. Catharines, ON
5.	Rochester Knighthawks	Scott Evans	Peterborough, ON
6.	Buffalo Bandits	A.J. Shannon	Virginia
7.	San Jose Stealth	Scott Ranger	Victoria, BC
8.	Toronto Rock	Josh Bergey	Salisbury
9.	Philadelphia Wings	Tom Hajek	Victoria, BC
10.	San Jose Stealth	Kelly Hall	Whittier College
11.	Arizona Sting	Kyle Nuefield	St. Catharines, ON
12.	Vancouver Ravens	Kevin Olson	Burnaby, BC

## 2002 NLL FIRST ROUND

No.	Team	Player	From
1.	Toronto Rock	Patrick Merrill	Merychurst
2.	Columbus Landsharks	Jon Harasym	UMBC
3.	Buffalo Bandits	Billy Dee Smith	St. Catharines, ON
4.	Columbus Landsharks	Travis Gillespie	Limestone
5.	New York Saints	Nick Carlson	Limestone
6.	Ottawa Rebel	Peter Veltman	Orangeville, ON
7.	Columbus Landsharks	Rory Graves	St. Catharines, ON
8.	Albany Attack	Josh Coffman	Syracuse
9.	New York Saints	Chad Culp	Orangeville, ON
10.	Toronto Rock	Brian Crosswell	Peterborough, ON
11.	Rochester Knighthawks	Peter Benedict	Onondaga
12.	Columbus Landsharks	Steve Dusseau	Georgetown
13.	Toronto Rock	John McLellan	Toronto, ON

## 2001 NLL FIRST ROUND

No.	Team	Player	From
1.	New York Saints	Gavin Prout	Loyola College
2.	Calgary Roughnecks	Blaine Manning	Radford
3.	New Jersey Storm	Scott Stewart	Drexel University
4.	Columbus Landsharks	Derek Suddons	Hartford
5.	Columbus Landsharks	Ryan Cousins	Toronto, ON
6.	Columbus Landsharks	Spencer Martin	Coquitlam, BC
7.	Albany Attack	Brian Kazarian	Orangeville, ON
8.	Vancouver Ravens	Geoff Snider	Burnaby, BC
9.	Columbus Landsharks	Bill Greer	Whitby, ON
10.	Vancouver Ravens	Kevin Hanson	Burnaby, BC
11.	Rochester Knighthawks	Ted Jenner	Merychurst
12.	Toronto Rock	Sandy Chapman	Brampton, ON
13.	Ottawa Rebel	Andrew Guindon	Burnaby, BC





# FIRST ROUND DRAFT HISTORY

## 2000 NLL FIRST ROUND

No.	Team	Player	From
1	Columbus Landsharks	Tracey Kelusky	Hartford
2	Buffalo Bandits	Ryan Powell	Syracuse
3	New York Saints	Ben Prepchuk	Burnaby, BC
4	Philadelphia Wings	Jeff Ratcliff	UMBC
5	Columbus Landsharks	Marshall Abrams	Syracuse
6	Ottawa Rebel	Jake Lawson	Maple Ridge, BC
7	New York Saints	A. J. Haugen	Johns Hopkins
8	Rochester Knighthawks	Lindsay Plunkett	Burnaby, ON
9	Toronto Rock	Jamie Taylor	Burlington, ON

## 1999 NLL FIRST ROUND

No.	Team	Player	From
1	Rochester Knighthawks	John Grant, Jr.	Delaware
2	New York Saints	Gee Nash	Whitby, ON
3	New York Saints	Mark Frye	Loyola College
4	Toronto Rock	John Olson	Burnaby, BC
5	Philadelphia Wings	Greg McCavera	Georgetown
6	Albany Attack	Scott Stewart	Burlington, ON
7	Philadelphia Wings	Gewas Schindler	Loyola College
8	Toronto Rock	Kevin Langdale	RIT
9	Rochester Knighthawks	Ben Hunt	RIT

## 1998 NLL FIRST ROUND

No.	Team	Player	From
1	Rochester Knighthawks	Casey Powell	Syracuse
2	Toronto Rock	Kaleb Toth	Burnaby, BC
3	Toronto Rock	Rory Graham	Burnaby, BC
4	Baltimore Thunder	Chris Sanderson	Virginia
5	Rochester Knighthawks	Brad MacArthur	Brooklin, ON
6	Philadelphia Wings	Jamie Hanford	Loyola College
7	Buffalo Bandits	Matt Disher	New Westminster, BC

## 1997 NLL FIRST ROUND

No.	Team	Player	From
1	Baltimore Thunder	Matt Shearer	Loyola College
2	Boston Blazers	Brendan Glass	UMass
3	Ontario Raiders	Ken Millin	Six Nations, ON
4	Syracuse Smash	Jim Rankin	Orangeville, ON
5	New York Saints	Tom Wreggitt	Peterborough, ON
6	Philadelphia Wings	Rusty Kruger	Orangeville, ON
7	Buffalo Bandits	Casey Zaph	Peterborough, ON
8	Buffalo Bandits	Marty O'Brien	Whitby, ON

## 1996 NLL FIRST ROUND

No.	Team	Player	From
1	New York Saints	Tim Langton	Towson State
2	Baltimore Thunder	Brian Dougherty	Maryland
3	Rochester Knighthawks	Cory Bomberry	Six Nations
4	Boston Blazers	Chris Panos	Hofstra
5	Philadelphia Wings	Greg Traynor	Virginia
6	Buffalo Bandits	Mike Murray	Orangeville, ON

## 1995 NLL FIRST ROUND

No.	Team	Player	From
1	New York Saints	Brian Piccola	Johns Hopkins
2	Philadelphia Wings	Matt Dwan	Loyola College
3	Buffalo Bandits	Jason Luke	St. Catharines, ON
4	Boston Blazers	Keith Flanigan	Springfield
5	Rochester Knighthawks	Derek Collins	Scarborough, ON
6	Philadelphia Wings	Peter Jacobs	Johns Hopkins

## 1994 NLL FIRST ROUND

No.	Team	Player	From
1	Rochester Knighthawks	Cam Bomberry	Nazareth College
2	Philadelphia Wings	Ryan Wade	North Carolina
3	Boston Blazers	Robert Felt	Springfield
4	New York Saints	Kevin Lowe	Princeton
5	Buffalo Bandits	Rodd Squire	Six Nations
6	Philadelphia Wings	Scott Reinhardt	Princeton

## 1993 NLL FIRST ROUND

No.	Team	Player	From
1	Philadelphia Wings	John Webster	North Carolina
2	Boston Blazers	Andy Towers	Brown University
3	Detroit Turbos	Greg Van Sickle	N/A
4	New York Saints	Mark Millon	UMass
5	Philadelphia Wings	David Morrow	Princeton
6	Buffalo Bandits	Gil Nieuwendyk	N/A

## 1992 NLL FIRST ROUND

No.	Team	Player	From
1	Pittsburgh Bulls	Jim Buczek	North Carolina
2	Boston Blazers	Dave Donovan	Duke University
3	Baltimore Thunder	Jim Blanding	Loyola College
4	New York Saints	Steve Huff	North Carolina
5	Detroit Turbos	Bill Callan	N/A
6	Buffalo Bandits	Tom Marechek	Syracuse

