

BUFFALO 2015 BANDITS LACROSSE



THE BUFFALO BANDITS LACROSSE CLUB WILL TAKE PLAY AT THE NATIONAL LACROSSE CLASSIC IN BUFFALO, NY FOR THE FIRST TIME IN 2015. THE BANDITS WILL PLAY IN THE NATIONAL LACROSSE CLASSIC FROM 2015 TO 2018. THE BANDITS ARE OWNED BY JEFFREY WILSON. IN 2015, THE CLUB WAS LED BY FRANKIE PROJAY FOR HIS FIRST SEASON.

THE BANDITS PLAYED THEIR FIRST SEASON IN 2014. THEY PLAYED HOME GAMES AT BUFFALO MALL. ADDITIONAL GAMES WERE PLAYED AT THE BUFFALO MALL. THE CLUB WAS LED BY FRANKIE PROJAY FOR HIS FIRST SEASON. THE BANDITS PLAYED IN THE NATIONAL LACROSSE CLASSIC IN 2015. THE BANDITS PLAYED IN THE NATIONAL LACROSSE CLASSIC IN 2015. THE BANDITS PLAYED IN THE NATIONAL LACROSSE CLASSIC IN 2015. THE BANDITS PLAYED IN THE NATIONAL LACROSSE CLASSIC IN 2015.



MEDIA GUIDE

BEST ENJOYED ON ICE

REAL
Coca-Cola
TASTE
AND ZERO
CALORIES



enjoy everything

Proud Sponsor of the Buffalo Bandits

©2013 The Coca-Cola Company.



BUFFALO BANDITS 2015 SCHEDULE

BANDITS.COM

HOME GAMES IN WHITE
AWAY GAMES IN GRAY



FRI, JAN. 2 AT 7:00 PM
AT NEW ENGLAND

SAT, JAN. 3 AT 7:30 PM
VS. EDMONTON

SAT, JAN. 17 AT 10:00 PM
AT VANCOUVER

FRI, JAN. 23 AT 7:30 PM
AT TORONTO

FRI, JAN. 30 AT 7:30 PM
VS. MINNESOTA

SAT, JAN. 31 AT 7:30 PM
AT ROCHESTER

SAT, FEB. 7 AT 10:00 PM
AT CALGARY

SAT, FEB. 14 AT 7:30 PM
VS. ROCHESTER

SAT, FEB. 21 AT 7:30 PM
AT ROCHESTER

SAT, FEB. 28 AT 7:30 PM
VS. COLORADO

FRI, MAR. 13 AT 7:30 PM
VS. TORONTO

SAT, MAR. 14 AT 7:00 PM
AT TORONTO

SAT, MAR. 21 AT 7:30 PM
VS. MINNESOTA

SAT, APR. 4 AT 7:30 PM
VS. NEW ENGLAND

SAT, APR. 11 AT 8:00 PM
AT MINNESOTA

SAT, APR. 25 AT 7:30 PM
VS. VANCOUVER

SUN, APR. 26 AT 6:00 PM
AT NEW ENGLAND

SAT, MAY 2 AT 7:30 PM
VS. NEW ENGLAND

**Intense
milks**

Evolve
Technology Services



SUPERCUTS



**Labatt
BLUELIGHT**

TABLE OF CONTENTS

TEAM INFORMATION

Team Contacts.....	5
Media Information.....	6
Directions to First Niagara Center.....	7
First Niagara Center.....	8
Terry Pegula.....	9
Ted Black.....	11
Dave Zyga.....	12
Scott Loffler.....	13
Steve Dietrich.....	14
Troy Cordingley.....	15
Lacrosse Staff.....	16-18

BUFFALO BANDITS 2015

Active Roster.....	19
Player Bios.....	20-49

2014 NLL STATISTICS	50-51
----------------------------------	-------

BUFFALO BANDITS HISTORY	52
--------------------------------------	----

Career Leaders.....	53
Year-by-Year Stats.....	54-77
Single-game Team Records.....	77
2014 Bandits by Period.....	78-79
Bandits Team-Playoff Records.....	80
Bandits Single-Season Leaders.....	81-82
Bandits Individual Game Records.....	83
Bandits Year-by-Year Leaders.....	84
All-Time Goaltender Stats.....	85
Bandits Year-by-Year Results.....	86-95
Bandits Career Leaders (Playoffs).....	96
Bandits Playoff History.....	97-101
Bandits All-Time Draft History.....	102-106
All-Time Home & Away Record.....	107
All-Time Uniform Numbers.....	108-109
Bandits All-Time Individual Scoring.....	110-114
Records vs. Other Teams.....	115



TEAM CONTACTS

Telephone/Executive Offices	716.855.4100
Ticket Sales	716.855.4444
Home Field/Executive Offices	First Niagara Center
Seating Capacity	19,070
Training Camp/Practice Site	Iroquois Lacrosse Arena - Hagersville, Ont., Canada
Team Colors	Black, Orange PMS 165, Pantone Violet, and White
Team Founded	Fall 1991
Owner	Terrence M. Pegula
President	Theodore Black
Governor/Vice President Legal Affairs	David Zygaj
Director of Lacrosse Operations	Scott Loffler
General Manager	Steve Dietrich
Head Coach	Troy Cordingley
Director of Corporate Sales	Joseph Foy
Vice President of Public/Community Relations	Michael Gilbert
Director of Marketing	John Durbin
Vice President of Creative Services	Frank Cravotta
Vice President of Arena Operations	Stan Makowski
Director of Game Presentation	Leilon Duff
Public Relations Graduate Assistant	Chris Dierken
Digital Content Coordinator	Chris Ryndak
Social Media Coordinator	Craig Kannally
Media Guide Design	Lindsey Caber
Team Photographer	Bill Wippert

MEDIA INFORMATION

Requests for information should be directed to: Buffalo Bandits, Attn: Chris Dierken, First Niagara Center, One Seymour H. Knox III Plaza, Buffalo, N.Y., 14203. Fax transmissions can be sent to (716) 855-4162 Attn: Buffalo Bandits PR.

Because of the size of the home game schedule, "season media passes" do not exist. Press box seats will be filled on a space-available basis. Those who need media credentials should contact Chris Dierken via email (chris.dierken@sabres.com) or phone (716-855-4417) by noon on the day before a home game.

Furthermore, freelance photographers will be admitted on an assignment-only basis, which must come from the photo editor. All requests for pre-game (such as live shots for newscasts at the dinner hour) and half-time interviews should be given to the media relations department by noon on the day before a home game.

The media entrance to First Niagara Center during Bandits games is located on the Illinois Street side of the building at street level. There is no media parking area. Credentials can be picked up at the credential table (located past security base) 2.5 hours before the game. For those who need credentials prior to the opening of the credential table, press credentials can be picked up at the arena's security base starting first thing in the morning on the day of the game. After the start of the game, credentials will be held at the security office for late-arriving media members.

To reach the press box you must use the freight elevator, located behind the security office/media entrance. Take the freight elevator to the level marked "P." Credentials should be displayed at all times for admission to the press box and dressing room areas. There are electrical outlets at all seats in the press box.

Smoking and consumption of alcohol is prohibited for all credentialed media in the press box or any other area of First Niagara Center.

Media members are prohibited from wearing team attire or colors. Any media member who has been issued a credential must sit in the press box for the duration of the game. Violators of any of these rules will be subject to expulsion from First Niagara Center.

DIRECTIONS TO FIRST NIAGARA CENTER

DIRECTIONS TO FIRST NIAGARA CENTER

From the North (including Canada):

Take I-190 South.

Exit 5 (Louisiana Street): At the bottom of the exit turn left. Turn right onto Perry Street (1st light) or onto South Park Avenue (2nd light). First Niagara Center is straight ahead. Parking is available just past Michigan Street.

From the South, East, and West (via Thruway):

Take Interstate 90 (Thruway) to Exit 53, which is I-190 North.

Exit 6 (Elm Street): As you exit 190, bear right to the ramp, and turn right onto Seneca Street. Take Seneca Street to the first light and turn right onto Michigan Street. Take Michigan Street over the bridge. You will see First Niagara Center to your right. Parking is available in the lot and ramp off both Perry Street and South Park Avenue.

From the East:

From Interstate 90 (Thruway) take Route 33 to Downtown Buffalo.

Continue on Oak Street all the way to 190 South and exit immediately at Exit 5 (Louisiana Street). At the bottom of the exit, turn left. Turn right onto Perry Street (1st light) or onto South Park Avenue (2nd light). First Niagara Center is straight ahead on the right. Parking is available just past Michigan Street.

From the South (Lakeshore):

Take Route 5 over the Skyway. Exit onto Route 190 South.

Exit 5 (Louisiana Street): At the bottom of the exit turn left. Turn right onto Perry Street (1st light) or onto South Park Avenue (2nd light). First Niagara Center is straight ahead. Parking is available just past Michigan Street.

DIRECTIONS TO PRACTICE FACILITY

Practices are usually held at Iroquois Lacrosse Arena (ILA) in Hagersville, ON. Practices are open to the media. Reporters should contact the media relations department to verify location and times.

Iroquois Lacrosse Arena:

3201 Second Line

Hagersville, ON N0A 1H0

(905) 768-3999

FIRST NIAGARA CENTER

Address: One Seymour H. Knox III Plaza, Buffalo, NY 14203

Location: At the foot of Main St. and South Park Ave. on the Buffalo waterfront

Ceremonial Groundbreaking: November 4, 1994

Gala Grand Opening Event: Sept. 27, 1996, an evening of entertainment featuring appearances by: Doc Severinsen and the Buffalo Philharmonic Orchestra, figure skater Brian Boitano, aerialists, singer Ani DiFranco, and members of the Sabres and Bandits.

First Hockey Game: Sept. 21, 1996, preseason game vs. Toronto Maple Leafs (3-1 Buffalo win; first goal by the Sabres' Brian Holzinger at 5:24 of the first period on Toronto goalie Don Beaupre).

First Regular-Season Hockey Game: Oct. 12, 1996, vs. Detroit Red Wings (6-1 win by Detroit; first regular-season goal in First Niagara Center was by the Wings' Vyacheslav Kozlov at 15:41 of the first period on Buffalo's Dominik Hasek; first Buffalo regular-season goal in First Niagara Center by Michael Peca at 5:24 of third period on Detroit goaltender Mike Vernon).

First Lacrosse Game: Jan. 4, 1997 vs. Rochester Knighthawks (19-17 win by Rochester; before a crowd of 18,595).

Seating Capacity: 19,070 for hockey, lacrosse and football; 19,100 for basketball; 21,500 for concerts (building size - 700,000 square feet)

Cost: \$127.5 million (\$72 million from private sources and \$55 million from the combined resources of New York State, Erie County, and the City of Buffalo)

Project Architects: Ellerbe Becket, Bergmann, Espacio/Hamilton Houston Lownie, Flynn Battaglia Architects, Buffalo Office Interiors/Hovey-Nardini Architects, Gordon Architects/Planners

Features:

- 1,100 space attached parking garage.
- Four seating levels, including club level seats located one level below the suites. These seats have direct access to the weather-protected parking garage as well as concierge and in-seat food & beverage service.
- 80 mid-level suites, featuring all of the club-seat amenities plus private restrooms. Suites seat 12 but can hold up to 18.
- The Party Suite - located on First Niagara Center's 200 Club Level, is primarily used for Buffalo Sabres games. It comes complete with seating in Club Seat section 202, a great view of the Center event area, and access to the 200 Level Harbour Club.
- The Harbour Club possesses extensive banquet facilities while offering views of both the arena floor and the Buffalo waterfront. It is located on both the 100 and 200 levels, with formal and casual dining at the two locations, respectively.
- The Pour Man's Aud Club - a nostalgic "time-warp" for long-time Buffalo Sabres fans featuring refurbished artifacts taken from the Memorial Auditorium.
- Food courts
- Sabres team store - at 5,000 square feet, it is one of the largest in-arena merchandise stores in the NHL.
- Labatt Blue Zone Headlines sports bar - includes displays and other features telling the history of amateur and professional sports in Buffalo.
- Pavilion - The 330' long by 65' high glass-enclosed structure serves as the main entrance/exit in the arena.
- The Greater Buffalo Sports Hall of Fame Display - located in the Pavilion, just outside the Sabres Store.

In addition to the Sabres, the Buffalo Bandits (National Lacrosse League) play their home games at First Niagara Center. The arena also hosts college basketball games featuring the four WNY NCAA Division I teams: Canisius College, Niagara University, University at Buffalo and St. Bonaventure University.

First Niagara Center has also played host to the 2000, 2004, 2007 and 2010 NCAA Division I Men's Basketball Championship first and second rounds, the 2003 NCAA Division I Men's Ice Hockey Frozen Four, the 2011 IIHF U20 World Junior Championship and the 2012 NLL All-Star Game. First Niagara Center will host USA Hockey's inaugural All-American Prospects Game on Sept. 29, 2012.

TERRENCE M. PEGULA OWNER



Back in 1983, Terry Pegula told his business partner Robert H. Long, Jr., "If I ever have more than two nickels to my name, I'm going to buy the Buffalo Sabres one day." Almost 30 years later, Terry's dream has come to fruition.

A New Era of Sabres Hockey

On Feb. 22, 2011, Pegula became the fourth owner in Buffalo Sabres franchise history. The day he was introduced as owner, the Sabres were 27-25-6 and sat in ninth place in the Eastern Conference - five points out of a playoff spot. Pegula's purchase not only reenergized the fan base, but the players as well. With Pegula now at the helm, the Sabres went on a 16-4-4 run over the final 24 games of the season to finish seventh in the East. This included a 9-1-2 record at home, with every remaining home game selling out.

The momentum of the new era would stretch well into the offseason as the home of the Sabres - renamed First Niagara Center in August 2011 - began a multimillion dollar facelift. The renovations, which were completed in time for the 2011-12 season, included a new, state-of-the-art locker room with updated training and rehabilitation areas, player lounge and coaches offices. Along with the locker room transformation, First Niagara Center underwent several other upgrades with a focus on providing the best possible game-day experience for Sabres fans. This commitment to providing a first-rate environment for players and fans quickly earned Buffalo the label of 'Hockey Heaven.'

Buffalo fans responded to this new era of Sabres hockey in an overwhelming fashion. Since Pegula's acquisition of the team, the Sabres have ranked in the top 10 of NHL teams for game attendance at First Niagara Center and the team generated the second-highest local TV ratings for the third straight season in 2013-14. The excitement incited by Pegula doesn't appear to be subsiding any time soon; the season ticket renewal rate remains consistently high each season and the waiting list has grown to include more than 3,000 names.

HARBORCENTER

In 2012, Terry and his wife, Kim, looked to make an even bigger impact on the City of Buffalo, using hockey as a catalyst. On Aug. 29, 2012, it was announced that the city had selected the Pegulas and their development team to develop and construct HARBORCENTER, a \$172 million multipurpose facility that sits directly across from First Niagara Center in the city's Canalside District. HARBORCENTER is anchored by two new NHL-size ice rinks that will be used year-round by a variety of Buffalo-area hockey teams and leagues.

Also in the facility is a 200-room, full-service Marriott hotel, (716), an upscale, hockey-themed sports bar and restaurant, a one-of-a-kind Tim Hortons location that pays homage to the former Sabres player, as well as additional retail space and a parking structure.

HARBORCENTER is expected to draw more than 500,000 people to downtown Buffalo annually and, coupled with First Niagara Center, will provide a premier destination for hockey fans, right in the heart of 'Hockey Heaven.'

Expanding the Pegula-Hockey Footprint

On September 17, 2010, Terry and Kim donated \$88 million to Penn State University -- the largest private gift in the history of the school -- to fund a state-of-the-art, multi-purpose arena and a world-class practice facility, and to help establish an NCAA Division I men's hockey program. In 2012, the Pegulas announced they would increase their donation to the Nittany Lion hockey program to \$102 million that allowed for the endowment of student athlete scholarships.

Thanks to their generosity, Penn State has been able to add both men's and women's varsity hockey teams, with both teams beginning play in 2012-13. Pegula Ice Arena, which opened in 2013 and enjoyed a sold-out 2013-14 season, includes two ice sheets and serves as the only major ice facility within an 80-mile radius of State College. In addition to providing hockey and

TERRENCE M. PEGULA OWNER

figure skating opportunities for the entire Central Pennsylvania region, it is also used for a broad range of campus and community activities.

Rochester Reunion

Soon after purchasing the Sabres, the Pegulas explored the idea of acquiring the Rochester Americans, the AHL team that had previously spent 29 years as the Sabres' affiliate before a three-year hiatus. On June 24, 2011, the Sabres announced the reunification of the Western New York teams as Pegula became the owner of the Amerks and resumed one of the longest and most successful partnerships between an NHL and AHL club.

The 'Hockey Heaven' mindset was quickly adopted in Rochester as well and, like the Sabres, the Amerks experienced a momentum change. The Americans had the highest jump in attendance in the AHL in 2011-12, a 44.5% increase from the previous season, and vaulted from 25th in league attendance to 13th in just one season. As the Amerks progressed into the Calder Cup playoffs, fans were attending the games in numbers not seen since 1990.

A Hockey Fan and a Business Man

Pegula's interest in the NHL began when the Sabres faced the Philadelphia Flyers in the 1975 Stanley Cup Final. His affection for the "French Connection" line began with that series, and led to his affinity for the Sabres franchise. Terry first bought season tickets at the Memorial Auditorium in 1980. He remained a loyal Sabres season ticket holder for the next 18 seasons.

Born in 1951 and raised in Carbondale, Pa., he attended high school at Scranton Preparatory School. Pegula entered Penn State University as a Math major, but in order to stay in school he entered the Petroleum and Natural Gas Engineering program through a scholarship. He went on to graduate with a Bachelor of Science degree in 1973, and landed his first job with Getty Oil Co. in Victoria, Texas. He later joined Felmont Oil Co., a decision that first brought him to Olean, N.Y., in 1975.

In 1983, he borrowed \$7,500 from family and friends to found East Resources Inc., an independent oil and gas exploration and production company operating in the Appalachian Basin. Over the next 27 years, he built it into one of the largest privately held companies in the United States. In July of 2010, Royal Dutch Shell purchased the assets of East Resources Inc. for \$4.7 billion (US). That sale allowed the Pegulas to make their first foray into the hockey world.

Beyond Hockey

Together, the Pegulas have expanded their business interests by forming Pegula Sports & Entertainment, a multifaceted parent company of 12 separate companies located in Buffalo, Nashville, Tenn., Atlanta and Boca Raton, Fla. In addition to the Sabres, Amerks and HARBORCENTER, the diverse portfolio of sports and entertainment properties includes: Black River Entertainment and Publishing, a country music label and songwriting studio based in Nashville and Impact Sports Performance, a high-performance training facility for professional and amateur athletes with a location in Boca Raton, Fla. and a future location at HARBORCENTER in Buffalo.

Terry and Kim currently reside in Boca Raton, Fla., and have five children: Michael (36), Laura (32), Jessica (20), Kelly (18) and Matthew (15). Pegula's younger daughters, Jessica and Kelly, were both born in Buffalo.

THEODORE BLACK PRESIDENT



As president of the Buffalo Sabres, Ted Black oversees all aspects of the day-to-day operations of the franchise, with specific focus on making the Buffalo Sabres the premier destination for NHL players and the Sabres' current and future employees. In addition, Black provides strategic and creative leadership in areas including corporate partnerships, advertising, NHL relations, team marketing, Sabres television broadcasts, fan relations and ticket sales.

In late 2010, Terry Pegula enlisted Black to undertake the task of assembling and leading the group of professionals to advise Pegula on the acquisition of the Buffalo Sabres. Black's responsibilities included guiding the transaction negotiations, due diligence and the NHL approval process.

Since Black took charge of the Sabres' business operations in February 2011, the club has continued to be one of the strongest small-market clubs in the NHL.

During the past four seasons, the Sabres' season-ticket holder base has grown to its highest levels in decades, with a consistently high renewal rate and a waiting list of nearly 3,000 fans. Additionally, the team has set game attendance records and increased the capacity of First Niagara Center, pushing it into the top 10 largest arenas (by capacity) in the league.

Under Black's guidance, the Sabres continue to be one of the NHL's most popular draws on television as well. The team's games on MSG have posted the league's second-best local TV ratings for the past three seasons (2011-12, 2012-13 and 2013-14) and Buffalo remains as one of the strongest hockey-viewing markets for nationally televised contests on NBC and NBC Sports Network.

Black is also guiding the Sabres' role in HARBORCENTER, a \$172 million multipurpose hockey and entertainment facility that sits directly across from First Niagara Center in Buffalo's Canalside District. This one-of-a-kind project has led to partnerships with Marriott International, to develop a 200-room full-service hotel at the complex, and also with Canisius College, which uses HARBORCENTER's two NHL-size ice rinks as its home arena.

Black and his executive team led the effort to convince the NHL to relocate its annual NHL Combine from Toronto to Buffalo. In 2015 and in 2016, First Niagara Center and HARBORCENTER will jointly host the NHL Combine. Similarly, other events such as the USA Hockey All-American Prospects game (2012, 2014, 2015) and the first-ever OHL regular season game at First Niagara Center (2014) continue to raise the profile and image of Buffalo.

Before his move to the Sabres, Black served as the Senior Vice President and General Manager of FSN Pittsburgh, a regional sports television network that produced and telecasted more than 220 live pro events and 1,500 hours of programming per year. Under Black's executive leadership, FSN Pittsburgh grew advertising revenues every year and telecast a record number of live pro events. The station also generated record revenues, record earnings, record ratings and was widely recognized as the No. 1-rated U.S.-based regional sports network in the NHL.

Prior to his tenure at FSN, Black was a member of Mario Lemieux's senior management team and served as Vice President of the Pittsburgh Penguins from 1999 to 2008. Black was a member of the core group of executives that helped Lemieux execute one of the most successful franchise transformations in the history of professional sports.

In addition to his responsibilities with the Buffalo Sabres, Black serves as the President and Governor of the club's AHL franchise, the Rochester Americans.

Black is a 1987 graduate of Allegheny College and he received his J.D. from the University of Pittsburgh School of Law in 1990. Ted and his wife, Amy, live in the Elmwood Village neighborhood of Buffalo. They have two sons, Andrew and Nathan.

BUFFALO 2015 BANDITS MEDIA GUIDE

DAVID ZYGAJ GOVERNOR & VP OF LEGAL AFFAIRS



Entering his tenth season with the organization, David Zygaj begins his fourth year as the Sabres' vice president of legal affairs. Dave, who served as the Sabres' director of legal affairs from 2008-2011, is responsible for overseeing and managing all legal issues on behalf of the Buffalo Sabres, First Niagara Center, Buffalo Bandits (NLL) and Rochester Americans (AHL). In addition to preparing and reviewing legal agreements relating to company operations, Dave works with hockey operations on matters pertaining to the NHL, CBA, player contracts and retention and also serves as a league governor for the Bandits.

Dave joined the organization with over 15 years of legal experience in both the private and sports sectors. From 1990-1999, he practiced with Brown & Kelly, LLP, before taking a general counsel position with the National Lacrosse League (NLL) from 1999-2000. In 2000-01, Dave was named vice president of business and legal affairs for the Columbus Landsharks before serving as the director of operations and youth development for the Rochester Sports Group/Rhinos from 2001-03. Dave then joined the Greenan Law Firm in 2004-05, before making his return to sports in 2005 as director of lacrosse operations for the Buffalo Bandits. In 2007, Dave was named the NLL's Executive of the Year.

In addition to his legal duties with the organization, Dave has also served as secretary of the Buffalo Sabres Foundation since 2009 and also serves as a board member of the First Tee Western New York organization.

A 1985 graduate of Cornell University, Zygaj earned his J.D. degree from the University at Buffalo in 1989 and a master's degree in sports administration from Canisius College in 2000. An avid, life-long ice hockey player, Dave lives in North Buffalo with his wife, Jeannette.

BUFFALO 2015 BANDITS MEDIA GUIDE

SCOTT LOFFLER DIRECTOR OF LACROSSE OPERATIONS
& ALTERNATE GOVERNOR



Scott Loffler is entering his eighth season as the Bandits director of lacrosse operations. Loffler handles all of the team's day-to-day business aspects.

Since 2004, Loffler has worked for the Buffalo Sabres in various capacities within the sales department and ticket office. Most notably, he was instrumental in carrying on the Sabres' youth hockey programs. In addition, Loffler served as an account executive, handling group, mini-pack and season ticket sales for both the Sabres and Bandits. Prior to working for the Sabres, he also worked for the Buffalo Bills' ticket office.

Born and raised in Ogdensburg, NY, Loffler is a 2003 graduate of Ithaca College, where he earned a Bachelor of Science degree in sports management. He went on to obtain his master's in sports administration from Canisius College in 2004.

STEVE DIETRICH GENERAL MANAGER



Steve Dietrich is embarking on his third season as general manager of the Buffalo Bandits after establishing a Hall-of-Fame resume over an 18-year playing career.

The former NLL goaltender was named to his current post with the team on July 19, 2012, taking over for Darris Kilgour.

Dietrich joined the Bandits after spending two seasons as an assistant coach for the Toronto Rock. He also spent five seasons as general manager for the Kitchener-Waterloo Kodiaks of Major Series Lacrosse prior to coming to Buffalo.


As a player, Dietrich played 18 seasons in the NLL, with stops in Baltimore (1992), Detroit (1994), Rochester (1995-2001), Buffalo (2002-2007), Calgary (2008), Edmonton (2009) and Toronto (2009-2010). He won a league championship in 1997 with Rochester, and was named Championship Game Most Valuable Player in the 15-12 win over Buffalo.

In 2006 he won the League's Most Valuable Player Award, becoming the first and still only goaltender to ever win the award. He had one of the best statistical seasons for a goaltender in league history that year, posting a save percentage of .808 and a goals-against average of 9.97, leading Buffalo to the championship game. Dietrich won the Goaltender of the Year Award in 2005 & 2006, the first goaltender to win the award in back-to-back seasons. He notched a career won-loss record of 60-47, while making 5,531 career saves and playing more than 8,300 minutes over his 18 seasons.

Dietrich was inducted into the NLL Hall of Fame in 2012.



TROY CORDINGLEY HEAD COACH



Troy Cordingley enters his second season as head coach of the Buffalo Bandits after being named the team's seventh head coach in franchise history on July 3, 2013.

In his first season behind the bench, Cordingley guided Buffalo to an 8-10 regular season record, good for third place in the East Division. The club also won its first round playoff matchup against the Toronto Rock before falling in the East Division Final to the eventual NLL-champion Rochester Knighthawks.

Cordingley joined the Bandits after serving as head coach of the Toronto Rock for four NLL seasons. Under his tutelage, the Rock led the East Division twice (2012

and 2013) and reached the NLL championship game twice (2010 and 2011), including a Champion's Cup win in 2011. In 2013, Cordingley guided the Rock to a league-best 10-6 record, earning his second Les Bartley Award, given annually to the NLL Head Coach of the Year.

The Oakville, Ontario native began his head coaching career in Calgary in 2008 after first serving as an assistant coach for the Bandits. He led the Roughnecks to a Champion's Cup in 2009, winning the Les Bartley Award for the first time in his career.

Prior to his coaching career, Cordingley played nine seasons of professional lacrosse from 1993 to 2001, including his first seven as a member of the Bandits. He currently ranks among the top 10 in Bandits history in goals (7th, 96) assists (5th, 137) and points (6th, 233), and won two championships with the club.

BANDITS COACHING HISTORY

YEAR	COACH	REGULAR SEASON	PLAYOFFS
1992	Bob "Buff" McCready	0-3	0-0
1992*	Les Bartley	5-0	3-0
1993*	Les Bartley	8-0	2-0
1994	Les Bartley	6-2	1-1
1995	Les Bartley	3-5	0-1
1996*	Les Bartley	8-2	2-0
1997	Les Bartley	6-4	1-1
1998	Les Wakeling	6-6	1-1
1999	Les Wakeling	4-8	0-0
2000	Ted Sawicki	8-4	0-1
2001	Ted Sawicki	8-6	0-0
2002	Ted Sawicki	5-4	0-0
2002	Frank Nielsen	3-4	0-0
2003**	Darris Kilgour	12-4	1-1
2004***	Darris Kilgour	8-8	2-1
2005	Darris Kilgour	11-5	0-1
2006	Darris Kilgour	11-5	2-1
2007	Darris Kilgour	10-6	1-1
2008*	Darris Kilgour	10-6	3-0
2009	Darris Kilgour	10-6	1-1
2010	Darris Kilgour	8-8	0-1
2011	Darris Kilgour	10-6	1-1
2012	Darris Kilgour	7-9	0-1
2013	Darris Kilgour	6-10	0-0
2014	Troy Cordingley	8-10	2-2

* won championship

** voted NLL Coach of the Year

*** Eastern Division All-Star Coaching selection

ASSISTANT COACHES AND SCOUTS



RICH KILGOUR *Assistant Coach*

Rich Kilgour enters his fifth season as an assistant coach with the Bandits. He joined Buffalo's coaching staff prior to the 2011 season after a year away from professional lacrosse following his retirement from the NLL in 2009. He spent the entirety of his 18-year playing career (1992-2009) with the Bandits, serving as captain for 12 seasons from 1998 to 2009. His teams made the playoffs 13 times and won four championships (1992, 1993, 1996 and 2008).

Kilgour played in 200 career regular season games as a defensive specialist for the Bandits, scoring 317 career points (94+223). He was a part of the 1993 champion Bandits, the only team to go undefeated through the regular season and playoffs (10-0) in league history. Kilgour's jersey number 16 was retired by the Bandits and lifted to the rafters of First Niagara Center on April 16, 2011.



DAN TEAT *Assistant Coach*

Dan Teat is entering his fourth season as assistant coach of the Buffalo Bandits. The Brampton, ON native and 14-year NLL veteran forward played five seasons with Buffalo from 2004-2008. The 40-year-old offensive coach scored 630 points (298+332) in 195 NLL games before retiring in 2010.



DAVE PYM *Assistant Coach*


Dave Pym is entering his second season as assistant coach, western scout and video coach of the Buffalo Bandits. Pym most recently spent the 2013 NLL season as a western scout for the Toronto Rock. Prior to that, he served as head coach of Calgary for three seasons, guiding the Roughnecks to a pair of regular season Western Division titles.

ASSISTANT COACHES AND SCOUTS



RUSTY KRUGER *Assistant Coach and Eastern Scout*

Rusty Kruger is entering his second season as assistant coach and eastern scout of the Buffalo Bandits. The Orangeville, ON native and 11-year NLL veteran forward spent the 2008 season as a member of the Bandits. The 39-year-old coach scored 242 points (125+117) in 115 NLL games before retiring in 2008. Kruger has won three Canadian junior men's lacrosse Minto Cup Championships (1993, 1995 and 1996) with the Orangeville Northmen, and was also named MVP of the 1995 championship series.



STEVE TOLL *Assistant Coach and Eastern Scout*

Steve Toll is entering his second season as assistant coach and eastern scout for the Buffalo Bandits. The St. Catharines, ON native and 14-year NLL transition player scored 400 points (154+246) in 196 NLL games and has served as an executive in the Canadian Lacrosse League. Over his career, the 10-year-old coach won four NLL Championships and was awarded the first ever NLL Transition Player of the Year Award in 2007. In addition to lacrosse, Toll played collegiate ice hockey for Rochester Institute of Technology and in 1997 was named NCAA Division III Men's Ice Hockey Player of the Year. His ice hockey résumé also includes four years of professional competition between the East Coast Hockey League and the Central Hockey League.




ROB BUCHAN *Western Scout*


Rob Buchan is entering his second season as a western scout for the Buffalo Bandits. Buchan is also currently the Vice President and General Manager of the Western Lacrosse Association's Langley Thunder.

BUFFALO 2015 BANDITS MEDIA GUIDE


LACROSSE STAFF




Greg DeLuke
Athletic Trainer




Dr. Michael Raugh
Team Doctor



Dr. Michael Jordan
Team Doctor



Dr. Kevin Nowicki
Team Dentist



Dr. Ryan Maine
Team Dentist




Matt Meyer
Massage Therapist




Ted Cordingley
Equipment Manager



Roy Jacobs
Assistant Equipment
Manager



Dan Ristine
Assistant Equipment
Manager



Nick May
Assistant Equipment
Manager




John Gurtler
Radio Play-by-play




Randy Mearns
Radio Color




Chris Suita
Mental Performance
Coach/Team Counselor




John Sinclair
VP Ticket Services &
Operations



John Durbin
Director of Marketing



Craig Kannally
Social Media Manager



Leilon Duff
Director of Game
Presentation



Mike Kaminska
Merchandise Director



Chris Dierken
Public Relations Assistant



Chris Ryndak
Digital Content
Coordinator



2015 BANDITS ROSTER

ACTIVE ROSTER

No.	Player	Pos.	Shoots	Ht.	Wt.	Birthdate	Hometown
2	Jerome Thompson	F	L	5-11	185	6/4/88	Nedrow, NY
3	Billy Dee Smith	D	L	6-3	230	6/30/82	St. Catharines, ON
5	Joe Resetarits	F	R	6-0	180	8/22/89	Hamburg, NY
7	Derek Suddons	D	L	6-2	232	10/6/78	Whitby, ON
8	Kevin Brownell	T	R	6-1	180	8/16/88	Millgrove, ON
9	Mark Steenhuis	F	R	5-9	192	12/3/80	St. Catharines, ON
11	John Tavares	F	L	5-11	185	9/4/68	Mississauga, ON
13	David Brock	T	R	6-4	228	8/13/86	Burlington, ON
17	Ryan Benesch	F	L	5-9	195	1/30/85	Kitchener, ON
19	Chad Culp	F	L	5-9	179	2/5/82	Arthur, ON
20	Nick Weiss	T	R	6-2	207	8/16/92	Port Hope, ON
22	Andrew Watt	T	L	6-1	206	1/9/84	Kitchener, ON
23	Steve Priolo	D	R	6-5	220	1/15/89	St. Catharines, ON
55	Mitch Wilde	T	R	6-3	175	6/12/91	Brooklin, ON
66	Alex Kedoh Hill	T	R	5-11	166	9/8/90	Six Nations, ON
71	Brandon Goodwin	T	L	6-2	212	4/1/91	New Westminster, BC
75	Jay Thorimbert	T	R	6-0	200	7/6/89	St. Catharines, ON
92	Dhane Smith	F	R	6-2	200	9/23/92	Kitchener, ON
No.	Goaltender	Pos.	Shoots	Ht.	Wt.	Birthdate	Hometown
44	Anthony Cosmo	G	R	6-2	203	10/6/77	Orangeville, ON
65	David Diruscio	G	R	6-3	300	5/5/92	Oakville, ON

PRACTICE SQUAD

No.	Player	Pos.	Shoots	Ht.	Wt.	Birthdate	Hometown
15	Matthew Bennett	T	L	6-2	198	1/28/93	Brampton, ON
21	Tyler Ferreira	F	L	6-2	171	6/25/93	Brampton, ON
91	Corey Fowler	F	R	5-6	170	4/18/89	Virgil, ON
93	Jordan Dance	F	L	5-7	165	2/24/93	Georgetown, ON

INJURED RESERVE


No.	Player	Pos.	Shoots	Ht.	Wt.	Birthdate	Hometown
90	Jamie Rooney	F	R	5-10	190	7/31/84	Arthur, ON

HOLDOUT LIST

No.	Player	Pos.	Shoots	Ht.	Wt.	Birthdate	Hometown
12	Drew Petkoff	D	L	6-2	210	3/17/85	Hamilton, ON
40	Adam Will	T	R	6-1	190	7/3/92	Langley, BC

BUFFALO 2015 BANDITS MEDIA GUIDE

RYAN BENESCH FORWARD



BORN: January 30, 1985, Kitchener, ON

HEIGHT: 5 ft 9 inches **WEIGHT:** 195 lbs. **SHOOTS:** Left

ACQUIRED: From Minnesota with Andrew Watt in exchange for first-round selections in the 2015 and 2016 NLL Entry Draft and a third-round selection in the 2017 NLL Entry Draft on July 15, 2013.

2014: Finished first among all Bandits players in assists (53) and points (78)... Tallied nine points (3+6) vs. Rochester (4/26)... Contributed six points (2+4) vs. Calgary (4/5)... Recorded five points (1+4) and 10 shots at Minnesota (3/23)... Registered six points (1+5), including his 300th career assist vs. Philadelphia (2/15)... Tallied four points (2+2) and 11 loose balls at Rochester (2/8)... Scored a hat-trick and added 10 shots vs. Toronto (2/1)... Notched six assists vs. Rochester (1/25)... Recorded eight points (1+7), including the 500th of his NLL career, at COL (1/18)... Registered five points (1+4) and recovered 10 loose balls at Philadelphia (1/12)... Contributed three goals and five points vs. Toronto (1/10)... Tallied three points (2+1) in his Bandits debut vs. Philadelphia (12/28)... **Playoffs:** Appeared in all four games, recording a team-high 17 points (8+9).

CAREER HIGHLIGHTS: 2013: Appeared in all 16 games for Minnesota, recording 84 points (34+50), which tied him for seventh among NLL players... His 34 goals and 50 assists ranked tied for sixth and ninth in the NLL, respectively... Tallied at least two points in all 16 outings, including a season-high seven points on four separate occasions (1/12 at Buffalo, 1/26 vs. Washington, 2/22 at Edmonton and 3/8 at Calgary)... Named Player of the Game in a 15-14 win vs. Washington (1/26) after he registered seven points (4+3)... **Playoffs:** Tallied 16 points (7+9) and credited with 18 shots in two games... **2012:** Suited up for 13 games with Minnesota, registering 72 points (33+39)... Appeared in his 100th career NLL game at Philadelphia (4/7)... Named Player of the Game in back-to-back outings at Washington (2/24) and at Calgary (3/3) after contributing eight (2+6) and seven (4+3) points, respectively... Named to the Western Conference All-Star team. **Playoffs:** Notched nine points (4+5) in two games... **2011:** Appeared in all 16 games for Minnesota, recording a career-high 95 points (46+49) to lead the entire NLL in point-scoring... Also scored an NLL-best 46 goals... Named player of the game in five of the team's 16 outings... Registered 11 points (7+4) to tie his career-best at Washington (1/14)... Named to the Western Conference All-Star team... **Playoffs:** Played in one game, recording three assists and 11 shots... **2010:** Played in 15 games for Minnesota, amassing 83 points (28+55) and recovering a career-high 85 loose balls... Tallied 11 points (2+9) at Calgary (3/26)... Recorded 11 shots at Washington (2/5), vs. Washington (2/13) and at Colorado (2/27)... **Playoffs:** Appeared in one game, registering four points (1+3)... **2009:** Saw action in 14 games for Edmonton, tallying 44 points (17+27)... Notched a season-high eight points (3+5) at Colorado (1/24)... **2008:** Recorded 50 points (19+31) in 14 games with Toronto... Registered a career-high 23 PIM vs. Minnesota (1/11)... **2007:** Appeared in 15 games for Toronto, recording 58 points (33+25)... Notched four goals in three straight games (3/17 vs. Colorado, 3/23 at Minnesota, 3/30 vs. Philadelphia)... **Playoffs:** Appeared in one game, scoring three goals and adding 16 shots.

CAREER STATS

REGULAR SEASON

PLAYOFFS

YEAR	TEAM	GP	G	A	P	LB	PIM	GP	G	A	P	LB	PIM
2007	Toronto	15	33	25	58	64	10	1	3	0	3	8	0
2008	Toronto	14	19	31	50	71	27	--	--	--	--	--	--
2009	Edmonton	14	17	27	44	71	2	--	--	--	--	--	--
2010	Minnesota	15	28	55	83	85	2	1	1	3	4	5	2
2011	Minnesota	16	46	49	95	79	4	1	0	3	3	6	2
2012	Minnesota	13	33	39	72	38	18	2	4	5	9	9	2
2013	Minnesota	16	34	50	84	59	14	2	7	9	16	9	0
2014	Buffalo	18	25	53	78	88	10	4	8	9	17	13	0
NLL Totals		121	235	329	564	555	87	11	23	29	52	50	4
Buffalo Totals		18	25	53	78	88	10	4	8	9	17	13	0

BUFFALO 2015 BANDITS MEDIA GUIDE



MATTHEW BENNETT TRANSITION



BORN: August 16, 1988, Brampton, ON

HEIGHT: 6 ft 2 inches **WEIGHT:** 198 lbs. **SHOOTS:** Left

ACQUIRED: Buffalo's second-round selection (14th overall) in the 2014 NLL Entry Draft.

2014: Scored a goal and an assist in his season debut vs. Six Nations (5/16)... Had three straight multi-point games (6/6-6/13)... Had a season-high four-game point streak (6/27-7/5).

CAREER STATS

REGULAR SEASON

PLAYOFFS

YEAR	TEAM	GP	G	A	P	LB	PIM	GP	G	A	P	LB	PIM
2011	Brampton	19	4	15	19	4	20	2	1	1	2	0	2
2012	Brampton	20	5	18	23	0	30	3	0	1	1	0	4
2013	Brampton	19	11	13	24	1	98	7	3	4	7	0	12
2014	Brampton	20	7	13	20	0	45	8	0	2	2	0	12
Junior Totals		78	27	59	86	5	193	20	4	8	12	0	30

BUFFALO 2015 BANDITS MEDIA GUIDE

DAVID BROCK TRANSITION



BORN: August 13, 1986, Burlington, ON

HEIGHT: 6 ft 4 inches **WEIGHT:** 228 lbs. **SHOOTS:** Right

ACQUIRED: Acquired from Philadelphia with Mike Hominuck in exchange for Kevin Buchanan and a 2013 third-round pick

2014: Registered an assist vs. Philadelphia (2/15)... Netted his first goal of the season vs. Toronto (2/1)... Recorded five penalty minutes and recovered three loose balls at Colorado (1/18)... **Playoffs:** Appeared in all four games, tallying four points (0+4).

CAREER HIGHLIGHTS: **2013:** Appeared in 15 games for Buffalo, setting new career-highs in goals (6), assists (7), points (13) and PIM (46)... His 46 PIM were tied for most among Bandits players and fifth in the NLL, along with Steve Priolo... All six of his goals were scored within the season's first six games... Recorded 15 PIM and 11 PIM vs. Colorado (3/9) and at Rochester (2/16), respectively... Tallied a season-high four points vs. Philadelphia (1/26)... **2012:** Tied a career-high with three goals, including one each at Buffalo (1/27), vs. Toronto (2/4) and at Toronto (3/9)... Tallied five points (3+2) on the season to tie a career high... Set a new personal-best with nine loose balls on two occasions vs. Rochester (1/14 and 3/3)... Played in every game of season... **2011:** Scored his first NLL goal at Toronto (3/14)... Notched his first NLL point with an assist against Buffalo (2/12)... Picked up a season-high five loose balls vs. Buffalo (2/12) and at Boston (4/9)... Played in every game of season.

CAREER STATS

REGULAR SEASON

PLAYOFFS

YEAR	TEAM	GP	G	A	P	LB	PIM	GP	G	A	P	LB	PIM
2011	Philadelphia	11	3	2	5	41	8	--	--	--	--	--	--
2012	Philadelphia	15	3	2	5	66	42	1	0	0	0	2	0
2013	Buffalo	15	6	7	13	55	46	--	--	--	--	--	--
2014	Buffalo	12	1	1	2	53	16	4	0	4	4	15	2
NLL Totals		53	13	12	25	215	112	5	0	4	4	17	2
Buffalo Totals		27	7	8	15	108	62	4	0	4	4	15	2



KEVIN BROWNELL **TRANSITION**



BORN: August 16, 1986, Burlington, ON

HEIGHT: 6 ft 1 inches **WEIGHT:** 180 lbs. **SHOOTS:** Right

ACQUIRED: Buffalo's third-round selection (22nd overall) in the 2012 NLL Entry Draft.

2014: Contributed an assist at Minnesota (3/23)... Recorded an assist at Rochester (2/8)... Tallied two points (1+1) at Colorado (1/18)... Scored a pair of goals vs. Philadelphia (12/28).

CAREER HIGHLIGHTS: **2013:** Appeared in seven games for Buffalo, amassing eight points (2+6)... Registered five points (1+4) and five shots on goal at Washington (4/13)... Recovered five loose balls at Toronto (3/29)... **2012:** Earned 2012 NEC All Second Team honors while playing his senior year at Robert Morris University.

CAREER STATS


REGULAR SEASON

PLAYOFFS

YEAR	TEAM	GP	G	A	P	LB	PIM	GP	G	A	P	LB	PIM
2013	Buffalo	7	2	6	8	19	0	--	--	--	--	--	--
2014	Buffalo	12	3	4	7	44	12	--	--	--	--	--	--
NLL Totals		19	5	10	15	63	12	--	--	--	--	--	--
Buffalo Totals		19	5	10	15	63	12	--	--	--	--	--	--

BUFFALO 2015 BANDITS MEDIA GUIDE

ANTHONY COSMO GOALTENDER



BORN: October 6, 1977, Mississauga, ON

HEIGHT: 6 ft 2 inches **WEIGHT:** 203 lbs. **SHOOTS:** Right

ACQUIRED: From Minnesota in exchange for a 2013 first-round pick and a 2014 first-round pick on Feb. 17, 2012.

2014: Named a finalist for 2014 NLL Goaltender of the Year... His 752 saves set a new NLL record... Also established new career-highs with 1,063 minutes played and 10 assists... Allowed 10 goals or less in 10 outings... Eclipsed the NLL record for saves in a single season (662) at Toronto (4/18)... Appeared in his 200th career game at Vancouver (3/23)... Chipped-in a pair of assists at Minnesota (3/23)... Stopped 45 of 52 shots faced vs. Philadelphia (2/15)... Earned his fifth consecutive win vs. Toronto (2/1)... Made 46 saves vs. Rochester (1/25)... Turned aside 52 of 62 shots faced to earn his first victory of the season vs. Toronto (1/10)... **Playoffs:** Appeared in all four games, compiling a 2-2 record to go along with a 12.08 GAA and SV% of .760.

CAREER HIGHLIGHTS: 2013: Appeared in all 16 games and saw action as a goaltender in 14 of his 16 games... Named Player of the Game in a 10-6 win at Rochester (2/16) after making a season-high 54 saves... Notched consecutive victories on two separate occasions, at Rochester (1/19) and vs. Philadelphia (1/26) as well as at Rochester (2/16) and at Toronto (2/28)... **2012:** Made a season-high 47 saves on 63 shots at Washington (4/28)... Made 46 saves on 55 shots (.836 SV %), two assists vs. Rochester (4/21)... Had 31 saves on 39 shots in relief at Edmonton (4/14)... Named NLL Defensive Player of the Week for Week 14 after his first win as a Bandit with 46 saves on 53 shots (.868 SV %), an assist, and holding Philadelphia to one second-half goal (4/7)... 15 saves on 25 shots at Toronto (3/16)... 20 saves on 27 shots at Rochester (3/10)... Started in Bandits debut vs. Colorado (3/3).

Five-time NLL All-Star... 2007 NLL Goaltender of the Year.

CAREER STATS

REGULAR SEASON

PLAYOFFS

YEAR	TEAM	GP	MIN	W-L	GA	GAA	GP	MIN	W-L	GA	GAA
2001	Toronto	5	132:17	1-1	19	8.64	1	-	-	-	-
2002	Toronto	16	255:56	2-2	45	10.59	1	-	-	-	-
2003	Toronto	16	359:20	5-1	61	10.19	1	-	-	-	-
2004	Toronto	16	392:44	5-1	68	10.41	1	37:39	0-1	11	17.65
2005	San Jose	15	698:45	3-8	142	12.19	-	-	-	-	-
2006	San Jose	14	688:05	5-6	119	10.38	-	-	-	-	-
2007	San Jose	15	810:00	8-5	138	10.22	2	106:39	0-1	20	11.28
2008	San Jose	16	824:56	7-4	144	10.47	1	60:00	0-1	18	18.00
2009	Boston	16	840:02	9-3	142	10.14	1	59:59	0-1	10	10.07
2010	Boston	16	890:18	7-6	141	9.50	1	60:00	0-1	12	12.00
2011	Boston	16	913:08	8-7	147	9.66	1	60:00	0-1	11	11.00
2012	Buffalo	10	382:02	3-3	79	12.41	1	60:00	0-1	7	7.00
2013	Buffalo	16	628:21	4-4	140	13.37	-	-	-	-	-
2014	Buffalo	18	1063:36	8-9	191	10.77	4	191:56	2-2	36	12.08
NLL Totals		205	8879:27	75-60	1576	10.65	15	636:13	2-9	125	11.79
Buffalo Totals		44	2073:59	15-16	410	11.86	5	251:56	2-3	43	10.24

BUFFALO 2015 BANDITS MEDIA GUIDE

CHAD CULP FORWARD



BORN: February 5, 1982, Arthur, ON

HEIGHT: 5 ft 9 inches **WEIGHT:** 179 lbs. **SHOOTS:** Left

ACQUIRED: Signed as a free agent Nov. 22, 2010.

2014: Recorded an assist at Minnesota (3/23)... Scored a goal at Edmonton (3/21)... Recorded his 400th career point with a goal vs. Colorado (3/15)... Contributed a pair of assists vs. Philadelphia (2/15)... Netted a goal at Rochester (2/8)... Chipped in a goal in his season debut vs. Toronto (1/10)... **Playoffs:** Appeared in all four games, tallying five points (2+3).

CAREER HIGHLIGHTS: **2013:** Registered 21 points (7+14) in 11 games with Buffalo... Contributed five points vs. Minnesota (1/12) and vs. Philadelphia (1/26)... Recovered a season-high eight loose balls at Rochester (1/19) and vs. Philadelphia (1/26)... Registered seven PIM vs. Colorado (3/16)... **2012:** Assessed a career-high 24 PIM in 2012... Tallied four points (1+3) and collected five loose balls vs. Rochester (4/21)... Recorded a team-high eight points (2+6) at Toronto (3/16)... Registered six points (3+3), added

three loose balls and four PIM at Minnesota (1/28)... Recorded four points (2+2), including his 200th career assist vs. Philadelphia (1/27)... **Playoffs:** Recorded two assists and recovered a playoff career-high 10 loose balls at Toronto (5/5)... **2011:** Notched two points (1+1) and four loose balls vs. Rochester (4/23)... Picked up five points (2+3) and six loose balls at Toronto (4/8)... Recorded four points (1+3) vs. Rochester (3/5)... Tied career high with four goals and added three assists at Philadelphia (2/12); also scored his 300th career point and recovered his 500th career loose ball in the game... Scored five points (3+2) and led both teams with two forced turnovers vs. Minnesota (2/4)... Scored a goal and recovered a team-high 11 loose balls to tie a career high at Toronto (1/29)... Scored two goals in his Bandits debut at Philadelphia (1/15)... **Playoffs:** Recorded four points (1+3) vs. Boston (4/30)... Scored two goals vs. Toronto (5/7)... **2010:** Appeared in 13 games... Led all Mammoth runners with seven points (1+6) at Minnesota (1/22)... Recorded five consecutive multiple-point games (3/26-4/10)... Played in his 100th career game at Washington (3/27), picking up three points (1+2)... **2009:** Recorded points in 13 of 15 games... Matched his career high with eight points (2+6) at Buffalo (2/28)... Scored his 100th career goal vs. Edmonton (4/4)... **2008:** Appeared in all 16 games for the first time in his career... Recorded his 100th career assist in season opener at Toronto (1/1)... Tied his career best with 55 points (23+32), setting a career high in goals... Set a new personal best, grabbing 89 loose balls... Recorded a point in all 16 games... **Playoffs:** Recorded five assists in one game... **2007:** Recorded points in all 11 games, 10 of which were multi-point games... **Playoffs:** Picked up three points (1+2) and two loose balls in one game... **2006:** Tallied career-high 35 assists and 55 points in 15 games... Recorded the most penalty minutes of his career (22)... Notched a point in each of his 15 games... Set a career high with eight points (4+4) vs. Philadelphia (2/10)... **Playoffs:** Scored four points (1+3) and grabbed six loose balls in one game... **2005:** Scored 41 points in 14 games (18+23)... Improved his career best with 87 loose balls... Recorded six points (4+2) at Buffalo (3/18)... **2004:** Appeared in seven games and picked up six points (3+3)... **2003:** Scored 26 points (12+14) in 13 games as a rookie with New York... Picked up 60 loose balls and racked up 21 penalty minutes in seven games... Picked up six points (3+3)... **2003:** Scored 26 points (12+14) in 13 games as a rookie with New York... Picked up 60 loose balls and racked up 21 penalty minutes.

CAREER STATS

REGULAR SEASON

PLAYOFFS

YEAR	TEAM	GP	G	A	P	LB	PIM	GP	G	A	P	LB	PIM
2003	New York	13	12	14	26	60	21	--	--	--	--	--	--
2004	Arizona	7	3	3	6	13	8	--	--	--	--	--	--
2005	Minnesota	14	18	23	41	87	19	--	--	--	--	--	--
2006	Minnesota	15	20	35	55	69	22	1	1	3	4	6	0
2007	Minnesota	11	13	24	37	29	18	1	1	2	2	2	2
2008	Minnesota	16	23	32	55	89	14	1	0	5	5	2	2
2009	Minnesota	15	12	23	35	87	7	--	--	--	--	--	--
2010	Colorado	13	7	23	30	42	6	--	--	--	--	--	--
2011	Buffalo	15	21	19	40	61	10	2	3	3	6	9	0
2012	Buffalo	16	16	30	46	59	24	1	0	2	2	10	0
2013	Buffalo	11	7	14	21	54	11	--	--	--	--	--	--
2014	Buffalo	17	7	4	11	59	28	4	2	3	5	10	6
NLL Totals		163	159	244	403	622	188	10	7	17	24	39	10
Buffalo Totals		59	51	67	118	233	73	7	5	8	13	29	6

BUFFALO 2015 BANDITS MEDIA GUIDE

JORDAN DANCE FORWARD



BORN: February 24, 1993, Georgetown, ON

HEIGHT: 5 ft 7 inches **WEIGHT:** 165 lbs. **SHOOTS:** Left

ACQUIRED: Buffalo's third-round selection (24th overall) in the 2014 NLL Entry Draft.

2014: Scored a point in 15 of his 17 games... Netted a season-high six points (4+2) vs. Toronto (7/2)... **Playoffs:** Had nine points (3+6) in four games.

CAREER STATS

REGULAR SEASON

PLAYOFFS

YEAR	TEAM	GP	G	A	P	LB	PIM	GP	G	A	P	LB	PIM
2012	Orangeville	17	12	36	48	1	12	11	5	16	21	0	13
2013	Orangeville	17	18	24	42	0	25	5	3	5	8	0	4
2014	Orangeville	17	18	25	43	0	37	4	3	6	9	0	4
Junior Totals		51	48	85	133	1	74	20	11	27	38	0	21

BUFFALO 2015 BANDITS MEDIA GUIDE



DAVID DIRUSCIO GOALTENDER



BORN: May 5, 1992, Oakville, ON

HEIGHT: 6 ft 3 inches **WEIGHT:** 300 lbs. **SHOOTS:** Right

ACQUIRED: Signed as a free agent on Aug. 5, 2014.

2014: Won his first three appearances of the season... Helped St. Catharines allow the third-fewest goals in the Ontario Jr. B league.

CAREER STATS


REGULAR SEASON

PLAYOFFS

YEAR	TEAM	GP	MIN	W-L	GA	GAA	GP	MIN	W-L	GA	GAA
2014	St. Catharines	4	180:00	3-0	25	8.33	2	94:57	0-2	23	14.53
Junior Totals		4	180:00	3-0	25	8.33	2	94:57	0-2	23	14.53

BUFFALO 2015 BANDITS MEDIA GUIDE

TYLER FERREIRA FORWARD



BORN: June 25, 1993, Brampton, ON

HEIGHT: 6 ft 2 inches **WEIGHT:** 171 lbs. **SHOOTS:** Left

ACQUIRED: Buffalo's second-round selection (18th overall) in the 2014 NLL Entry Draft.

2014: Had a season-high eight-game point streak (5/23-6/11)... Registered five points (1+4) at Burlington (6/4)... Had two or more points in 10 of his 19 games on the season.

CAREER STATS

REGULAR SEASON


PLAYOFFS

YEAR	TEAM	GP	G	A	P	LB	PIM	GP	G	A	P	LB	PIM
2010	Brampton	2	0	0	0	0	0	1	0	0	0	0	0
2011	Brampton	21	23	10	33	3	14	3	2	0	2	1	8
2012	Brampton	17	15	10	25	3	30	3	1	2	3	0	8
2013	Brampton	18	17	12	29	1	30	9	3	8	11	0	10
2014	Brampton	19	14	19	33	0	23	9	14	16	30	0	8
Junior Totals		77	69	51	120	7	97	25	20	26	46	1	34

BUFFALO 2015 BANDITS MEDIA GUIDE



COREY FOWLER FORWARD



BORN: April 18, 1989, Virgil, ON

HEIGHT: 5 ft 6 inches **WEIGHT:** 170 lbs. **SHOOTS:** Right

ACQUIRED: Signed as a free agent on Aug. 1, 2014.

2014: Scored a point in all 12 games... Recorded a season-high five points three times: 6/16 at Oakville (1+4), 6/29 vs, Oakville (2+3) and 7/14 at Oakville (3+2)... **Playoffs:** Scored 20 points (9+11) in five games... Had at least three points in all five games.

CAREER STATS


REGULAR SEASON

PLAYOFFS

YEAR	TEAM	GP	G	A	P	LB	PIM	GP	G	A	P	LB	PIM
2013	Kitchener-Waterloo	6	10	13	23	0	0	2	1	1	2	0	0
2014	Kitchener-Waterloo	12	16	18	34	0	2	5	9	11	20	0	2
Junior Totals		18	26	31	57	0	2	7	10	12	22	0	2

BUFFALO 2015 BANDITS MEDIA GUIDE

BRANDON GOODWIN TRANSITION



BORN: April 1, 1991, New Westminster, BC

HEIGHT: 6 ft 2 inches **WEIGHT:** 212 lbs. **SHOOTS:** Left

ACQUIRED: Buffalo's first-round selection (9th overall) in the 2014 NLL Entry Draft

2014: Scored a goal in five-straight games (4/5-4/23)... Netted a hat trick and added an assist in Adelphi's final game of the season (5/18).

CAREER STATS

REGULAR SEASON

PLAYOFFS

YEAR	TEAM	GP	G	A	P	LB	PIM	GP	G	A	P	LB	PIM
2014	Adelphi	17	19	7	26	-	-	-	-	-	-	-	-
College Totals		17	19	7	26	-	-	-	-	-	-	-	-



ALEXANDER KEDOH HILL TRANSITION



BORN: September 8, 1990, Six Nations, ON

HEIGHT: 5 ft 11 inches **WEIGHT:** 166 lbs. **SHOOTS:** Right

ACQUIRED: From Rochester in exchange for defenseman Scott Self on March 14, 2013.

2013: Contributed six points (3+3) and recovered a career-best 32 loose balls... Scored a career-best three goals in his Bandits debut vs. Edmonton (3/23), earning NLL "Transition Player of the Week" honors.

CAREER HIGHLIGHTS: 2012: Appeared in five games for Rochester, recording 11 points (5+6)... Scored a pair of goals vs. Calgary (4/14)...

2011: Completed his rookie season with Edmonton, tallying 11 points (5+6) in nine games... Netted two goals and two assists in his NLL debut vs. Boston (1/15).

CAREER STATS

YEAR	TEAM	REGULAR SEASON						PLAYOFFS					
		GP	G	A	P	LB	PIM	GP	G	A	P	LB	PIM
2011	Edmonton	9	5	6	11	28	10	--	--	--	--	--	--
2012	Rochester	5	5	6	11	13	0	--	--	--	--	--	--
2013	Buffalo	5	3	3	6	32	4	--	--	--	--	--	--
NLL Totals		19	13	15	28	73	14	--	--	--	--	--	--
Buffalo Totals		5	3	3	6	32	4	--	--	--	--	--	--

BUFFALO 2015 BANDITS MEDIA GUIDE

STEVE PRIOLO DEFENSE



BORN: January 15, 1989, St. Catharines, ON

HEIGHT: 6 ft 5 inches **WEIGHT:** 220 lbs. **SHOOTS:** Right

ACQUIRED: Buffalo's second-round selection (21st overall) in the 2009 NLL Entry Draft.

2014: Established career-highs in goals (8), assists (18) and points (26)... Recorded four points (1+3) at Vancouver (3/29)... Tallied two points (1+1) at Edmonton (3/21)... Registered four assists vs. Minnesota (3/8)... Contributed two assists vs. Philadelphia (2/15)... Earned 14 PIM vs. Toronto (2/1)... Recorded his first career hat trick at COL (1/18)... Scored a pair of goals and recovered 10 loose balls vs. Toronto (1/10)... Tallied four assists vs. Philadelphia (12/28)... **Playoffs:** Appeared in all four games, recording two assists.

CAREER HIGHLIGHTS: 2013: Appeared in all 16 games for Buffalo, tallying seven points (2+5) and tying for first among Bandits players as well as fifth in the NLL in PIM (46)... Finished second on the team with 76 loose ball recoveries... Tallied two points vs. Rochester (4/20) and vs. Philadelphia (1/26)... Recorded a season-high 15 PIM at Minnesota (4/6)... **2012:** Scored Bandits' first goal of the season as part of a two-point performance (1+1) vs. Toronto (1/14), adding four loose balls... Assessed a season-high 19 PIM and recovered three loose balls at Calgary (3/24)... Scored his second career goal at Toronto (3/16)... **2011:** Set career highs in games played (14), loose balls (38) and penalty minutes (48)... Picked up an assist and six loose balls at Philadelphia (2/12)... Notched an assist and five loose balls vs. Toronto (1/22)... Recorded an assist and five loose balls at Philadelphia (1/15)... **Playoffs:** Appeared in his first career playoff game vs. BOS (4/30); picked up two loose balls and two penalty minutes... **2010:** Appeared in nine games... Scored his first professional point (assist) in NLL debut at Rochester (1/9)... Finished the season with seven points (0+7)... **2009:** Appeared in 21 games for the St. Catharines Athletics (OLA)... Scored 13 points (3+10)... Recorded 48 penalty minutes... **Playoffs:** Scored two points (1+1) in seven playoff games.Calgary (1/25).

CAREER STATS

REGULAR SEASON

PLAYOFFS

YEAR	TEAM	GP	G	A	P	LB	PIM	GP	G	A	P	LB	PIM
2010	Buffalo	9	0	7	7	22	22	1	0	0	0	0	0
2011	Buffalo	14	0	6	6	44	38	2	0	0	0	6	4
2012	Buffalo	12	2	3	5	34	35	--	--	--	--	--	--
2013	Buffalo	16	2	5	7	76	46	--	--	--	--	--	--
2014	Buffalo	18	8	18	26	99	65	4	0	2	2	24	4
NLL Totals		69	12	39	51	275	206	7	0	2	2	30	8
Buffalo Totals		69	12	39	51	275	206	7	0	2	2	30	8

JOE RESETARITS FORWARD



BORN: August 22, 1989, Hamburg, NY

HEIGHT: 6 ft 0 inches **WEIGHT:** 180 lbs. **SHOOTS:** Right

ACQUIRED: From Calgary along with the 15th overall pick in the 2013 NLL Entry Draft in exchange for the 10th overall selection in the 2013 NLL Entry Draft and a 2015 second-round pick on Sept. 16, 2013.

2014: Established career-highs in goals (25), assists (17) and points (42)... Tallied five points (2+3) vs. Rochester (4/26)... Registered two goals, 10 shots and 10 loose balls at Rochester (4/19)... Tallied four points (2+2) and 10 shots vs. Calgary (4/5)... Recorded a hat-trick at Minnesota (3/23)... Contributed six points (2+4) vs. Colorado (3/15)... Recorded three points (2+1) in two straight games: vs. Philadelphia (2/15) and vs. Minnesota (3/8)... Netted a goal at Rochester (2/8)... Tallied his first career hat-trick to go along with an assist vs. Rochester (1/25)... Registered four points (2+2) at COL (1/18)... Notched two assists at Philadelphia (1/12)... Tallied an assist in his Bandits debut vs. Philadelphia (12/28). **Playoffs:** Appeared in all four games, tallying five points (1+4).

CAREER HIGHLIGHTS: 2013: Appeared in 14 games for Calgary during his rookie NLL campaign... Tallied 24 points (8+16) and recovered 24 loose balls... Scored his first career NLL goal in his first game vs. Toronto (1/12) and also notched an assist in the contest... Contributed four points in consecutive outings vs. Edmonton (3/2) and vs. Minnesota (3/8)... **Playoffs:** Recorded three points (2+1) in two games.

CAREER STATS

REGULAR SEASON

PLAYOFFS

YEAR	TEAM	GP	G	A	P	LB	PIM	GP	G	A	P	LB	PIM
2013	Calgary	14	8	16	24	24	2	2	2	1	3	0	0
2014	Buffalo	17	25	17	42	65	2	4	1	4	5	12	2
NLL Totals		31	33	33	66	89	4	6	3	5	8	12	2
Buffalo Totals		17	25	17	42	65	2	4	1	4	5	12	2

BILLY DEE SMITH DEFENSE



BORN: June 30, 1982, St. Catharines, ON

HEIGHT: 6 ft 3 inches **WEIGHT:** 230 lbs. **SHOOTS:** Left

ACQUIRED: Buffalo's first-round selection (3rd overall) in the 2002 NLL Entry Draft.

2014: Missed one game due to an Achilles' heel injury (3/8) and four games due to a hamstring injury (4/12-4/26)... Notched an assist at Vancouver (3/29) and vs. Toronto (1/10)... Earned his first fighting major of the season vs. Philadelphia (12/28). **Playoffs:** Appeared in all four games, recovering seven loose balls.

CAREER HIGHLIGHTS: **2013:** Registered 37 PIM, good for third among Bandits players, and three points (2+1) over 12 games... Tallied an assist and 15 PIM vs. Colorado (3/9)... Recorded a goal vs. Rochester (4/20) and at Toronto (2/28)... **2012:** Recorded four loose balls and served his 400th career penalty minute (currently ranks 4th in NLL history) with seven PIM at Calgary (3/24)... Notched his first assist of the season and collected five loose balls vs. Minnesota (3/17)... Recovered a season-high six loose balls at Rochester (3/10)... First-time NLL All-Star; started for the East in the 2012 NLL All-Star Game... Scored his first goal of the season and added six loose balls and two PIM vs. Washington (2/4)... Served 20 PIM at Minnesota (1/28)... **Playoffs:** Recovered three loose balls and was assessed 10 PIM at Toronto (5/5)... **2011:** Missed entire regular season and playoffs on injured reserve due to a knee injury suffered during the summer of 2010... **2010:** Appeared in all 16 regular season games and scored eight points (4+4), 67 loose balls and 48 penalty minutes... Scored a goal in three consecutive games (1/23-2/6)... **Playoffs:** Had an assist, six loose balls and two PIM's at Toronto (5/1)... **2009:** Named NLL Defensive Player of the Year... Missed three games- two (foot), one (rest)... Scored 12 points (5+7) in 13 regular season games... Had 47 loose balls and totaled 23 penalty minutes... **Playoffs:** Appeared in two games and recorded one assist, eight loose balls and four penalty minutes... **2008:** Set a new career high with seven goals and nine points... Recovered a career-high 57 loose balls... Finished third on the team in penalty minutes (58)... Set a career-high with four goals with five points (4+1) against Philadelphia (3/1)... **Playoffs:** Set new career highs in playoff points and goals (4), as well as loose balls (16)... Scored two goals in Buffalo's Quarterfinal win over Philadelphia (5/2)... **2007:** Set a career high in points and assists (8)... Had an assist and three loose balls in his season debut vs. New York (1/12)... Tallied two assists vs. Minnesota (1/20)... Collected six loose balls vs. Toronto (2/02)... Recorded an assist and two loose balls at Philadelphia (2/17)... Had an assist and seven loose balls vs. Philadelphia (2/24)... Notched one assist and five loose balls vs. Colorado (3/24)... Tallied an assist and three loose balls vs. Rochester (4/13)... Collected two loose balls and had two PIM's at Rochester (4/14)... **Playoffs:** Recovered six loose balls in two games... **2006:** Scored a career high five goals and six points on the season... Finished third on the team in penalty minutes (45)... Scored two goals in a win over Toronto (1/21)... Scored a goal and an assist vs. Philadelphia (2/11)... **Playoffs:** Led the team with 25 penalty minutes in three games... **2005:** Had a goal and four penalty minutes vs. Toronto (1/7)... Scored a goal at Philadelphia (1/28)... Netted a short-handed goal vs. Anaheim (2/11)... Had one assist at Calgary (4/9)... **Playoffs:** Registered four penalty minutes against Rochester in the Semifinals (4/23)... **2004:** Had 56 penalty minutes, fourth-most in Bandits' single-season history at the time... Scored his first goal of season at Vancouver (1/16)... Had an assist at Toronto (2/13)... Tallied an assist vs. Arizona 3/13/04... Scored one goal at Rochester (3/20)... **Playoffs:** Added an assist at Rochester (4/17)... **2003:** Finished his NLL rookie season with three points (2+1) and 46 penalty minutes... Tied for second on the team in penalty minutes... His penalty minutes total (46) ranked third all-time in Bandits' single-season rookie history... Made NLL debut vs. Albany (1/4), posting two penalty minutes... Scored his first career NLL goal and had 14 PIM at New Jersey (1/19)... Notched his first NLL assist vs. Calgary (1/25).

BUFFALO 2015 BANDITS MEDIA GUIDE

BILLY DEE SMITH DEFENSE

CAREER STATS

REGULAR SEASON

PLAYOFFS

YEAR	TEAM	GP	G	A	P	LB	PIM	GP	G	A	P	LB	PIM
2003	Buffalo	7	2	1	3	24	46	--	--	--	--	--	--
2004	Buffalo	15	2	2	4	40	56	3	0	1	1	11	4
2005	Buffalo	16	3	1	4	37	58	1	0	0	0	1	4
2006	Buffalo	11	5	1	6	42	43	3	1	2	3	8	22
2007	Buffalo	14	0	8	8	40	29	2	0	0	0	6	2
2008	Buffalo	14	7	2	9	57	50	3	4	0	4	16	2
2009	Buffalo	13	5	7	12	47	23	2	0	1	1	8	4
2010	Buffalo	16	4	4	8	67	48	1	0	1	1	6	2
2011	Buffalo	--	--	--	--	--	--	--	--	--	--	--	--
2012	Buffalo	15	1	1	2	40	54	1	0	0	0	3	20
2013	Buffalo	12	2	1	3	22	37	--	--	--	--	--	--
2014	Buffalo	13	0	2	2	24	29	4	0	0	0	7	6
NLL Totals		146	31	30	61	403	473	20	5	5	10	66	66
Buffalo Totals		146	31	30	61	403	473	20	5	5	10	66	66

BUFFALO 2015 BANDITS MEDIA GUIDE

DHANE SMITH FORWARD



BORN: September 23, 1992, Kitchener, ON

HEIGHT: 6 ft 2 inches **WEIGHT:** 200 lbs. **SHOOTS:** Right

ACQUIRED: Buffalo's first-round selection (fifth overall) in the 2012 NLL Entry Draft.

2014: Established career-highs in assists (39) and points (59)... Recorded his 100th career point at Toronto (4/18)... Registered three points (2+1) at Minnesota (4/12)... Contributed two points (1+1) and nine shots on goal at Vancouver (3/29)... Tallied five points (3+2) vs. Minnesota (3/8)... Chipped-in five assists vs. Toronto (2/1)... Recorded six points (3+3) at Colorado (1/18)... Contributed a career-high nine points (3+6) at Philadelphia (1/12)... Tallied four assists vs. Toronto (1/10)... Registered four points (3+1) and 13 shots on goal vs. Philadelphia (12/28). **Playoffs:** Appeared in all four games, tallying 14 points (7+7).

CAREER HIGHLIGHTS: 2013: Finished first among Bandits players with 24 goals and 113 shots on goal as well as third with 44 points (24+20)... His rookie season goal (24), assist (20) and point (44) totals place him second, fifth and tied for second (with Delby Powless) among all-time Bandits rookies in a single-season, respectively... Named to the NLL All-Rookie Team... Named NLL Rookie of the Week for Week 16, in which he tallied three goals and an assist vs. Rochester (4/20)... Junior: Led all Ontario Junior "A" players with 107 points (38+69) in 19 games in 2012... Earned the 2012 Bobby Allan Award, given to the league's top scorer and the 2012 Dennis McIntosh Award, awarded annually to the league's most valuable player.

CAREER STATS

REGULAR SEASON

PLAYOFFS

YEAR	TEAM	GP	G	A	P	LB	PIM	GP	G	A	P	LB	PIM
2009	Kitchener-Waterloo	21	17	15	32	4	6	--	--	--	--	--	--
2010	Kitchener-Waterloo	20	34	45	79	7	14	--	--	--	--	--	--
2011	Kitchener-Waterloo	22	37	47	84	4	14	--	--	--	--	--	--
2012	Kitchener-Waterloo	19	38	69	107	4	14	3	7	7	14	5	2
2013	Buffalo	15	24	20	44	42	4	--	--	--	--	--	--
2014	Buffalo	18	20	39	59	79	9	4	7	7	14	12	0
NLL Totals		33	44	59	103	121	13	4	7	7	14	12	0
Buffalo Totals		33	44	59	103	121	13	4	7	7	14	12	0

MARK STEENHUIS FORWARD



BORN: December 3, 1980, St. Catharines, ON

HEIGHT: 5 ft 9 inches **WEIGHT:** 192 lbs. **SHOOTS:** Right

ACQUIRED: From Columbus in exchange for goaltender Ken Montour in 2002.

2014: Led the Bandits with a total of 31 goals on the season... Recorded seven points (4+3), 12 shots and 12 loose balls vs. Rochester (4/26)... Appeared in his 200th career game and notched his 400th career assist at Toronto (4/18)... Recovered 14 loose balls at Minnesota (3/23)... Became the 16th player in league history to appear in 100 consecutive games when he took the field vs. Colorado (3/15)... Chipped-in five points vs. Colorado (3/15) and vs. Minnesota (3/8)... Tallied five points (3+2) vs. Philadelphia (2/15)... Registered two points (1+1) at Rochester (2/8)... Contributed a team-high six points (4+2) to go along with 10 shots and nine loose balls vs. Toronto (2/1)... Recorded five points vs. Rochester (1/25)... Contributed a team-high five points (2+3) vs. Philadelphia (12/28)... **Playoffs:** Appeared in all four games, tallying 16 points (6+10).

CAREER HIGHLIGHTS: **2013:** Finished in a tie for fourth with John Tavares among Bandits with 39 points (13+26) and third with 71 loose ball recoveries... Recovered his 1,300th career loose ball vs. Rochester (4/20)... Registered a season-high seven points (2+5) and 8 shots at Washington (4/13)... Recorded 15 PIM at Philadelphia (1/11)... **2012:** Finished third among Bandits team scoring with 62 points (27+35) and second with 75 loose balls... Registered a career-high 38 PIM... Named NLL Transition Player of the Week for Week 16 after recording a season-high and game-high eight points (4+4) vs. Rochester (4/21), including his 300th goal with the Bandits... Named NLL Transition Player of the Week for Week 11 after tying for team lead with four points (1+3) and four loose balls vs. Minnesota (3/17)... Registered seven points (4+3), including two shorthanded goals, and collected his 1,200th career loose ball with six loose balls at Toronto (3/16)... Scored his 300th career goal at Rochester (3/10)... **Playoffs:** Scored a goal and recovered 10 loose balls at Toronto (5/5)... **2011:** Recorded 300th career assist in five-point performance (2+3) at Minnesota (3/27)... Recorded seven points (2+5) vs. Boston (3/12)... Recorded eight points (2+6) at Philadelphia (2/12)... Scored a goal and two assists at Philadelphia (1/15); named NLL Transition Player of the Week... **Playoffs:** Scored four points (2+2) and recovered five loose balls vs. Boston (4/30)... Recorded three assists vs. Toronto (5/7)... **2010:** Led Bandits with career-high 54 assists... Also led Bandits in goals (36) and points (90)... Set franchise record for shots in a season (238)... Tied for fourth in NLL with team-leading 11 power play goals... Recorded season highs in goals (6), points (10), shots (24) and shots on goal (17) in win vs. Orlando (3/6)... Scored game-winning goal vs. Boston (4/24) in nine-point performance (1+8)... Ranked second in the league in both shots and shots on goal (175)... **Playoffs:** Scored six points (2+4) in one game... Tied for team lead in assists (4) and shots (13)... **2009:** Set career highs in goals (51 - tied franchise record), assists (50), points (101) and shots (186)... Posted team highs in assists (50), points (101) and shots (186)... Set NLL record for most assists (13) and points (17) in a game vs. Toronto (2/14)... Scored a team-record eight goals in a 17-16 win at Toronto (2/20)... Named MVP of All-Star game (second time in his career), scoring 13 points (7+6)... Picked up a season-high 16 loose balls vs. New York (3/28)... **Playoffs:** Scored six points (4+2) in two games... Registered all four goals vs. Boston (5/2)... **2008:** Missed one game due to injury (ankle)... Named NLL Edge Championship Game MVP after scoring five goals and adding one assist... NLL Transition Player of the Year after leading all transition players in goals (34) and overall points (75)... Named to NLL All-Pro team... Four-time NLL Transition Player of the Week... Tied a career high with 34 goals... Set a new career high with 41 assists and 75 points... Finished second on the Bandits in points and first in goal scoring... Tied for team lead with 121 loose balls... Had 11 games with five or more points... Had a season-high 10 points (4+6) vs. Philadelphia (3/1)... Scored four goals on three occasions; 1/26 at Philadelphia, 3/1 vs. Philadelphia and 4/19 vs. Chicago... **Playoffs:** Set franchise record with seven goals in East Division Championship game against New York... **2007:** Named MVP of All-Star game after scoring six goals and adding one assist... Four-time NLL Transition player of the Week... Recorded a hat trick or better five times... Scored a season-high five goals and added an assist in season debut vs. New York (1/12)... Picked up 10 loose balls in addition to recording seven points (4+3) vs. Minnesota (1/20)... Finished season third on team with 108 loose balls... **Playoffs:** Had

BUFFALO 2015 BANDITS MEDIA GUIDE

MARK STEENHUIS FORWARD

an assist and six loose balls vs. Minnesota (4/22)... Finished with two goals and seven loose balls at Rochester (4/27)... **2006:** Appeared in 15 games and led the team with 34 goals... Ranked second on the team with 57 points... Picked up a career-high 144 loose balls... Led the team with three game-winning goals... Recorded nine points (5+4) in season opener at Toronto (1/13)... Recorded five points (1+4) vs. Rochester (1/28)... Notched a hat trick and added an assist vs. Philadelphia (2/11)... Tied a franchise single-game record by scoring seven goals in a win over Rochester (3/25)... Had three goals and an assist vs. San Jose (3/31)... Had four points (2+2) at Arizona (4/1)... **Playoffs:** Scored three goals and five assists in three playoff games... Had two goals, including the game-winner, in 11-10 first round win over Minnesota... Recorded two goals and two assists vs. Rochester in semi-finals... **2005:** Eastern Division All-Star alternate... Won Fastest Man Competition at All-Star game in Calgary... Named Player of the Week (week 10)... Recorded three goals and an assist at Minnesota (1/21)... Scored four goals and two assists vs. Philadelphia (1/29)... Had seven points (4+3) vs. Anaheim (2/11)... Had eight four-point or better games on the season... Scored six points (3+3) at Toronto (3/4)... Recorded five points (3+2) at Minnesota (3/11)... Scored five points (3+2) vs. San Jose (4/16)... **Playoffs:** Led the Bandits with five goals vs. Rochester (4/23)... **2004:** Eastern Division All-Star alternate... Named Game MVP of the 2004 All-Star Game (2/22) after totaling seven points (6-1)... Scored team-best three game-winning goals to tie single-season franchise record... Scored five points (2+3), including the game-winning goal at Anaheim (1/18)... Had five points (3+2) at Rochester (2/28)... Recorded seven points (3+4) against Philadelphia (4/4)... **Playoffs:** Tied John Tavares and Ted Dowling for second in Champion's Cup playoff goals (7), trailing only Jonas Derks (9)... Tied for seventh in playoff points (11)... Totaled five goals against Rochester in the first round (4/17)... Added a goal and two assists in semi-finals at Toronto (4/25)... Scored a goal and recorded two assists in Champion's Cup at Calgary (5/7)... **2003:** Scored twice in Bandits debut vs. Colorado (1/11)... Finished season with 16 goals and 17 assists... Scored a season-high four goals and added two assists vs. Calgary (1/25)... Picked up five points (2+3) vs. New York (2/16)... Had a pair of goals and assists vs. Rochester (3/7)... Had a goal and an assist vs. Calgary (4/19)... **2002:** Scored 11 goals and 19 assists and picked up 85 loose balls in 12 games as a rookie with Columbus... Ranked third on team with six power play goals.

CAREER STATS

REGULAR SEASON

PLAYOFFS

YEAR	TEAM	GP	G	A	P	LB	PIM	GP	G	A	P	LB	PIM
2002	Columbus	12	11	19	30	85	11	--	--	--	--	--	--
2003	Buffalo	15	16	17	33	128	35	2	1	1	2	24	2
2004	Buffalo	16	27	17	44	129	20	3	7	4	11	36	2
2005	Buffalo	16	34	28	62	141	23	1	5	1	6	0	0
2006	Buffalo	15	34	23	57	144	19	3	5	3	8	17	0
2007	Buffalo	15	25	24	49	108	4	2	2	1	3	13	2
2008	Buffalo	15	34	41	75	121	35	3	12	5	17	23	6
2009	Buffalo	16	51	50	101	117	24	2	4	2	6	6	2
2010	Buffalo	16	36	54	90	99	27	1	2	4	6	4	0
2011	Buffalo	16	22	39	61	82	18	2	2	5	7	7	2
2012	Buffalo	16	27	35	62	75	38	1	1	0	1	10	0
2013	Buffalo	16	13	26	39	71	29	--	--	--	--	--	--
2014	Buffalo	18	31	32	63	108	21	4	6	10	16	23	2
NLL Totals		202	361	405	766	1405	304	24	47	36	83	163	18
Buffalo Totals		190	350	386	736	1320	293	24	47	36	83	163	18

DEREK SUDDONS DEFENSE



BORN: October 6, 1978, Whitby, ON

HEIGHT: 6 ft 2 inches **WEIGHT:** 232 lbs. **SHOOTS:** Left

ACQUIRED: Signed as a free agent on Nov. 1, 2012

2014: Contributed an assist in his 200th career game at Minnesota (4/12)... Tallied an assist at Minnesota (3/23), vs. Colorado (3/18), vs. Philadelphia (2/15) and at Philadelphia (1/12)... Recovered six loose balls vs. Toronto (1/10)...

Playoffs: Appeared in all four games, recording a pair of assists.

CAREER HIGHLIGHTS: **2013:** Appeared in 15 games for Buffalo, registering two points (1+1)... Scored his only goal and was credited with a season-high two shots on goal vs. Rochester (2/9)... Recovered a season-high four loose balls vs. Rochester (2/9) and at Toronto (2/28)... **2012:** Played in 16 regular season games with Edmonton... Led Edmonton defensemen with 12 points (6+6)... Collected 50 loose balls... Scored three points (2+1) vs. Philadelphia (2/24)... Set a career high with eight shots on goal... Selected to play in the NLL All-Star Game **Playoffs:** Scored three points (1+2) in three games... Had a two-point game (1+1) against Minnesota on 5/12... **2011:** Played in all 16 games for Edmonton... Scored seven points (1+6) and collected 38 loose balls... **2010:** Played in 16 games with Edmonton and scored five points (1+4) **Playoffs:** Whistled for four penalty minutes in two games... **2009:** Played in 14 games for Edmonton... Collected 36 loose balls... **2008:** Played in 14 games with Toronto... Scored five points (2+3)... Collected five shots on goal... **2007:** Played in all 16 games for Toronto and scored nine points (2+7)... **Playoffs:** Collected three loose balls in one game... **2006:** Played in 16 games with Toronto scoring 10 points (0+10)... Collected 84 loose balls... **Playoffs:** Whistled for four penalty minutes in one playoff game. **2005:** Played in 15 regular season games with Toronto recording seven assists. **Playoffs:** Won the NLL's Champions Cup with Toronto and recorded two assists in two games. **2004:** Played 16 games in his first season for Toronto... Scored four points (0+4)... **Playoffs:** Collected three loose balls in one game... **2003:** Played 16 games for Columbus... Scored five points (2+3)... Collected 87 loose balls... **2002:** Set career high in assists (11), points (13), and loose balls collected (138) in 16 games with Columbus.


CAREER STATS

REGULAR SEASON

PLAYOFFS

YEAR	TEAM	GP	G	A	P	LB	PIM	GP	G	A	P	LB	PIM
2002	Columbus	16	2	11	13	138	7	--	--	--	--	--	--
2003	Columbus	16	2	3	5	87	11	--	--	--	--	--	--
2004	Toronto	16	0	4	4	31	4	1	0	0	0	3	0
2005	Toronto	15	0	7	7	0	8	2	0	2	2	0	0
2006	Toronto	16	0	10	10	84	10	1	0	0	0	3	4
2007	Toronto	16	2	7	9	55	6	1	0	0	0	3	0
2008	Toronto	14	2	3	5	35	2	--	--	--	--	--	--
2009	Edmonton	14	0	0	0	36	11	--	--	--	--	--	--
2010	Edmonton	16	1	4	5	47	16	2	0	0	0	6	4
2011	Edmonton	16	1	6	7	38	4	--	--	--	--	--	--
2012	Edmonton	16	6	6	12	50	14	3	1	2	3	10	4
2013	Buffalo	15	1	1	2	33	4	--	--	--	--	--	--
2014	Buffalo	17	0	5	5	51	4	4	0	2	2	11	4
NLL Totals		203	17	67	84	685	101	14	1	6	7	36	16
Buffalo Totals		32	1	6	7	84	8	4	0	2	2	11	4

JOHN TAVARES FORWARD



BORN: September 4, 1968, Mississauga, ON

HEIGHT: 5 ft 11 inches

WEIGHT: 185 lbs.

SHOOTS: Left

ACQUIRED: From the Detroit Turbos in exchange for Brian Nikula, October 1991.

2014: Tallied four points vs. Rochester (1+3, 4/26) and at Toronto (2+2, 4/18)... Scored his 800th career goal vs. Calgary (4/5)... Had his NLL-record 185-game point streak snapped at Minnesota (3/23)... Notched his 1,700th career point at Edmonton (3/21)... Netted a pair of goals vs. Colorado (3/15)... Tallied six points (1+5), including his 900th career assist vs. Philadelphia (2/15)... Registered four points (2+2) vs. Toronto (2/1)... Scored a team-high four goals vs. Rochester (1/25)... Netted five goals, including the overtime winner, and seven points at Philadelphia (1/12)... Scored his first goal of the season and added two assists vs. Toronto (1/10)... Tallied three assists vs. Philadelphia (12/28). Playoffs: Appeared in all four games, contributing 12 points (7+5).

CAREER HIGHLIGHTS: **2013:** Finished the regular season with a team-best seven power-play goals despite missing four games... Also finished tied for fourth, along with Mark Steenhuis, among Bandits players in scoring with 39 points (14+25) as well as second with 25 assists... Registered a season-high six points vs. Minnesota (1/12), at Toronto (3/29) and at Colorado (3/16)... **2012:** Finished the regular season ranked seventh in the league in points (80), second in goals (41) and first in power play goals (21)... His 21 power play goals were the second-most in a season since the NLL began tracking special teams goals in 1998 (22- Tavares and Shawn Williams in 2001)... Extended his regular season point streak to 163 games, dating back to January 26, 2002... Tallied five points (3+2) at Washington (4/28), including the GWG in OT to end the longest game in Bandits history (69:55) (5th-longest game in NLL history)... Named NLL Offensive Player of the Week for Week 11 after registering his 1,600th career point in a four-point (3+1) outing, including GWG, vs. Minnesota (3/17)... Named captain and starter for the East in his league-record 10th NLL All-Star Game, where he scored four points (2+2)... Named Second-Team All-Pro; 19th career All-Pro selection... **Playoffs:** Tallied a team-high three points (2+1), including a team-high two goals, and collected three loose balls at Toronto (5/5)... **2011:** Named NLL Second-Team All-Pro; 18th career All-Pro selection... Recorded 2,000th career loose ball in six-point performance (2+4) vs. Rochester (4/23)... Led team with six points (2+4) at Toronto (4/8)... Led Bandits with six points (1+5) vs. Washington (4/2)... Named NLL Offensive Player of the Week after a six point (4+2), six loose ball performance vs. Boston (3/12)... Recorded 800th career assist vs. Rochester (3/6)... Scored 1,500th career point vs. Philadelphia (2/19)... Earned NLL Overall and Offensive Player of the Week honors with a season-high nine points (5+4) at Philadelphia (2/12), including 700th career goal; most goals/points since Apr. 4, 2009... Scored a team-high eight points (2+6) vs. Minnesota (2/4)... **Playoffs:** Led all Bandits with seven points (3+4), including game-winning goal vs. BOS (4/30)... Missed East Division Final with a calf injury... **2010:** Missed six games with a leg injury... Recorded 10 multi-point games... Recorded at least one assist in each of 10 games played... Scored game-winning goal in consecutive contests (at Toronto 3/12 and at Boston 3/13)... Scored season-high seven points twice: 4/10 vs. Toronto (2+5) and 4/24 vs. Boston (3+4)... **Playoffs:** Scored two points (0+2) in one game... Registered 100th career playoff assist at Toronto (5/1)... **2009:** Tied career high and franchise record in goals (51); Tied for first in NLL in goals... Recorded 16 multi-point games... Scored season-high nine-points (6+3) night at Boston (4/4)... Had identical seven-point nights (4+3) in three consecutive games (2/28/-3/21)... 10th straight season with at least 80 points (94)... Appeared in sixth straight All-Star game... Scored at least five points in 13 of 16 regular season games... **Playoffs:** Scored eight points (2+6) in Buffalo's two playoff games; also picked up 10 loose balls... **2008:** Became NLL all-time leading goal scorer with 597 goals vs. New York (1/19)... Scored 600th career goal vs. Minnesota (3/8)... Recorded 700th career assist at Chicago (4/19)... First-Team NLL All-Pro... Led Bandits in scoring with 87 points (29+58)... First season with fewer than 30 goals since 1995... Ninth straight season with at least 80 points... Recorded 16 multi-point games... Appeared in fifth straight NLL All-Star Game and recorded three points (1+2)... Recorded a season-high nine points (2+7) at Calgary (2/8)... Had five games with seven points or more: (2+5) vs. Rochester (1/11), (2+5) at Philadelphia (1/26), (2+7) at Calgary (2/8), (2+6) vs. Philadelphia (3/1), (4+4) vs. Portland (4/26)... **Playoffs:** Led Bandits in playoff scoring with 19 points (5+14)... Led Bandits with 14 playoff assists... Scored 12 points (2+10) in second-round victory over New York (5/10)... Recorded four points (2+2) in NLL Championship game against Portland (5/17)... **2007:** Became first player in NLL history to reach 600 assists in 13-point performance (3+10) vs. Minnesota (1/20)... Named NLL Offensive Player of the Week four times (weeks 4, 7, 10 and 13)... Named NLL Overall player of the week three times (weeks 7, 10 and 13)... Became all-time leading scorer in NLL All-Star Game history after picking up four goals... Scored 12 points or more four times: (3+10) vs. Minnesota (1/20), (7+6) vs. Colorado (3/24), (2+10) at Arizona (4/7) and (2+10) vs. Rochester (4/13)... Scored a team-high seven points (2+5) at Portland (12/30)... Led team with eight points (4+4), including game winner

JOHN TAVARES FORWARD

at Chicago (2/11)... Picked up eight points (3+5) at Philadelphia (2/17)... Finished with seven points (4+3) vs. Philadelphia (2/24)... Had team-high nine points (5+4) at Minnesota (3/4)... **Playoffs:** Finished with 10 points (5+5) in two games... **2006:** Played in all 16 games while leading Buffalo with 85 points (32+53), his lowest scoring season since 2000... Became the NLL all-time leading scorer on March 4, 2006 with an assist on a Mark Steenhuis goal... Held without a goal once during the season (vs. Minnesota 3/4)... Scored a season-high nine points (2+7) vs. Portland... Scored eight points (4+4) at Philadelphia (4/14)... Scored three goals or better twice on the season: at Toronto (1/13) and at Rochester (1/28)... Had two goals and three assists at Philadelphia (2/11)... Scored a goal and five assists vs. Minnesota (2/18)... Tallied six points or better in three-straight weeks: at Rochester (3/18), at Minnesota (3/24) and at Arizona (3/24)... **Playoffs:** Finished with 11 points (7+4) in three games... Had three goals and three assists in opening round win over Minnesota (4/23)... Scored three goals and an assist in semi-finals vs. Rochester (4/29)... Scored a goal in Champion's Cup game loss (5/13)... **2005:** Named Player of the Month for January and March... Selected as Player of the Week three times: 2/2, 2/19 and 3/18... Named Offensive Player of the Week two times: 2/2 and 3/18... Named an Eastern Division All-Star starter and alternate captain (2/10)... Led all players with four points (3+1), including the overtime game-winning goal at the 2005 NLL All-Star Game... Recorded his 1,000th career point (assist) at Rochester (2/19)... Scored 500th goal of his career on Minnesota goaltender Matt Disher; goal was part of a 10-point (5+5) game... Broke 100 points for the third time in his career while picking up his 100th career hat trick as part of a five-point (3+2) game vs. San Jose (4/16)... Scored a season-high 11 points (2+9) vs. Anaheim (2/11)... Had hat tricks in three consecutive games: at Colorado (1/22), at Philadelphia (1/28) and vs. Philadelphia (1/29)... Scored 12 points over the course of two games: four (3+1) vs. Minnesota (3/18) and eight (3+5) at Rochester (3/19)... **Playoffs:** Scored two goals and three assists against Rochester (4/23)... **2004:** Named NLL Player of the Month for February... Week Six NLL Player of the Week... Named a starter and captain for Eastern Division All-Star team... Scored four points (3+1) in NLL All-Star game... Won Rapid Fire Contest in NLL All-Star Skills Competition... Recorded 900th point of his career with a goal in a six point (3+3) game vs. Anaheim (2/14)... Scored eight points on two occasions: 1/31 at Philadelphia (4+4) and 4/4 vs. Philadelphia (3+5)... Scored six points (3+3) vs. Philadelphia (1/10)... Led Bandits with seven points (3+4) at Vancouver (1/16)... Scored five goals for the second time and added an assist at Anaheim (1/18)... Scored six points (2+4) at Toronto (2/13)... Recorded three goals and three assists vs. Philadelphia (2/21)... Scored five goals and added one assist at Rochester (2/28)... Scored five points or better in four straight games: 3/5 vs. Toronto (3+3), 3/31 vs. Arizona (3+3), 3/20 at Rochester (3+2) and 3/26 at Toronto (2+3)... **Playoffs:** Led league in assists (13) and points (20), tied for second in goals (7) and was tied for third in shots (33)... Netted two goals and added three assists in first round against Rochester (4/17)... Had a total of nine points (2+7) against Toronto (4/25)... Scored three goals and had three assists against Calgary in Champion's Cup (5/7)... **2003:** Scored more than 100 points for second time in his career with 107 (49+58)... Recorded five goals in a game four times... Scored 10 points in back-to-back games vs. Calgary (1/25) and Columbus (2/1)... Scored nine points (5+4) vs. Colorado (1/11)... Registered eight points (4-4) at New Jersey (1/19)... Logged eight points (5+3) against Toronto (1/24)... Set a season high with seven assists in a nine point (2+7) game at Albany (2/15)... Failed to score a goal for the first time in 20 consecutive games against Rochester (3/7)... Scored seven points (2+5) at Philadelphia (3/15)... Registered six points (3+3) vs. Ottawa (3/21)... Scored seven points (5+2) at New Jersey (4/5)... Registered six points (4+2) at Calgary (4/11)... **Playoffs:** Led Bandits and tied for second among all playoff scorers with 13 points (5+8) in two playoff games... Finished with nine points (4+5) after first-round victory over Calgary (4/19)... Scored four points (1+3) at Rochester (4/26)... **2002:** Named NLL Player of the Week twice... Recorded 700th career point with an assist at Montreal (2/1), finishing game with four points (2+2)... Eclipsed 10 points in a game twice: 13 points (3+10) at Washington (3/23) and 10 points (5+5) vs. Philadelphia (2/22)... Scored twice on the power play and added four assists vs. Vancouver (1/26)... Had five goals, including the game-winner, and two assists at Calgary (1/18)... Had eight points (4+4) at New York (12/16)... Scored three goals and three assists vs. Montreal (12/1)... Netted six points (3+3) vs. Washington (11/24)... Played for Team Canada in the World Championships, notching 10 goals and two assists in six games... **2001:** Received second-straight and third-career NLL MVP award... Selected NLL Player of the Month for February... Selected NLL Player of the Week ending 1/7... Set all-time Bandits single-season record in goals (51), assists (64) and points (115)... Became first player in NLL history to score over 100 points in a season... Recorded 100th point of season in his fourth 10-point game of the season at Albany (3/30)... Broke Bandits' single-season points and assists records with a two-goal, five-assist game vs. Albany (3/17)... Scored 10 points or better on four occasions: 1/20 vs. Philadelphia (1+9); 2/3 vs. Ottawa (4+8); 2/10 vs. Washington (4+8); 2/16 vs. Ottawa (4+6)... Broke 300-career-goal mark with a four-goal, five-assist night vs. Toronto (1/27)... Tied Bandits' single-game record with seven goals vs. Columbus (1/6)... **2000:** Named NLL MVP... Named NLL All-Pro... Selected as NLL Player of the Month for February... Scored 250th goal vs. Toronto (1/8)... Led team with 83 points (34+49), 12 power play goals and three game-winning goals... Led league in assists, game-winning goals and power-play points (35)... Netted 10 points (4+6) vs. Syracuse (1/29)... Tallied three or more points in all 12 games... **1999:** Scored 33 goals to extend streak of four straight seasons with over 30 goals... 67 points marked fourth straight season with over 50 points... **1998:** Finished season with 31 goals and 25 assists... Third straight season with over 50 points... Did not lead the Bandits in scoring for the first time since 1992... **1997:** Had three or more goals in seven of 10 regular-season games... Finished second in league scoring with 37 goals and 29 assists... Selected as MILL First Team All-Pro and MILL Player of the Week for 2/14... **1996:** Eclipsed the 40-goal mark for the first time in his career... Set a career high with 81 points, 40 assists and 41 goals... Collected 100 loose balls for the first time in his career... Recorded 11 playoff points as the Bandits won their third NLL Championship... **1995:** Scored 100th career goal vs. Rochester (2/25)... **1994:** Named MILL MVP and MILL First Team All Pro... Played for Canada on the 1994 Men's National Team... Scored 14 playoff points (6+8) in helping the Bandits win their second championship... **1993:** First Bandit to record 100 career points (3/20)... Set career highs in goals (35), assists (23), points (58) and loose balls (93)... **1992:** Scored the game-winning overtime goal to secure Buffalo's first franchise championship.

BUFFALO 2015 BANDITS MEDIA GUIDE

JOHN TAVARES FORWARD

TALE OF THE TAPE

- All-time NLL leader in points (1,717)
- All-time NLL leader in goals (803)
- All-time NLL leader in assists (914)
- Has led the Bandits in scoring every season in franchise history except the 1992, 1998, 2009, 2010, 2013 and 2014 seasons
- Franchise leader in every major offensive category: games played (296), goals (803), assists (914), points (1,717), and loose balls (2,166)
- Bandits' single-season record holder in points (115; 2001), goals (51; 2001, 2009) and assists (64; 2001)
- 10-time NLL All-Star (NLL record)
- 19-time NLL All-Pro selection
- Has appeared in 94.9% of the Bandits' 312 regular season games, scoring 19.0% of their 4,232 goals and recording a point on 40.1% of them.

CAREER STATS

REGULAR SEASON

PLAYOFFS

YEAR	TEAM	GP	G	A	P	LB	PIM	GP	G	A	P	LB	PIM
1992	Buffalo	8	21	22	43	66	26	3	12	12	24	29	8
1993	Buffalo	8	35	23	58	93	28	2	4	3	7	6	2
1994	Buffalo	8	27	20	47	74	14	2	6	8	14	19	9
1995	Buffalo	8	24	21	45	66	21	1	2	1	3	6	0
1996	Buffalo	10	41	40	81	102	4	2	4	7	11	20	2
1997	Buffalo	10	37	29	66	104	18	2	7	9	16	30	0
1998	Buffalo	9	31	25	56	80	8	1	2	5	7	9	0
1999	Buffalo	12	33	34	67	112	35	--	--	--	--	--	--
2000	Buffalo	12	34	49	83	123	10	1	2	1	3	18	0
2001	Buffalo	14	51	64	115	159	14	--	--	--	--	--	--
2002	Buffalo	16	42	46	88	145	12	--	--	--	--	--	--
2003	Buffalo	16	49	58	107	155	25	2	5	8	13	16	0
2004	Buffalo	16	49	44	93	118	25	3	7	13	20	21	4
2005	Buffalo	16	43	59	102	123	9	1	2	3	5	0	0
2006	Buffalo	16	32	53	85	95	12	3	3	7	10	13	0
2007	Buffalo	15	42	61	103	77	6	2	5	5	10	12	2
2008	Buffalo	16	29	58	87	91	18	3	5	14	19	22	0
2009	Buffalo	16	51	43	94	98	6	2	2	6	8	10	0
2010	Buffalo	10	21	28	49	57	22	1	0	2	2	5	0
2011	Buffalo	16	32	46	78	59	10	1	3	4	7	3	0
2012	Buffalo	16	41	39	80	53	8	1	2	1	3	3	0
2013	Buffalo	12	14	25	39	38	6	--	--	--	--	--	--
2014	Buffalo	16	24	27	51	78	31	4	7	5	12	17	0
NLL Totals		296	803	914	1717	2166	368	37	84	111	195	259	27
Buffalo Totals		296	803	914	1717	2166	368	37	84	111	195	259	27

BUFFALO 2015 BANDITS MEDIA GUIDE

JOHN TAVARES FORWARD

CAREER MILESTONES: GOALS

NUMBER	DATE	GOAL
No. 1	Jan. 4, 1992	Against New York's Sal LoCascio in 1st career game.
No. 100	Feb. 25, 1995	Against Rochester's Steve Dietrich in 30th career game.
No. 200	March 7, 1998	Against Baltimore's Derek Collins in 58th career game.
No. 250	Jan. 8, 2000	Against Toronto's Bob Watson in 74th career game.
No. 300	Jan. 27, 2001	Against Toronto's Bob Watson in 89th career game.
No. 400	Feb. 1, 2003	Against Columbus' Mike Miron in 121st career game.
No. 500	March 11, 2005	Against Minnesota's Matt Disher in 157th career game.
No. 600	March 8, 2008	Against Minnesota's Nick Patterson in 205th career game.
No. 700	February 12, 2011	Against Philadelphia's Brandon Miller in 242nd career game.
No. 800	April 5, 2014	Against Calgary's Mike Poulin in 292nd career game.

CAREER MILESTONES: ASSISTS

NUMBER	DATE	ASSIST
No. 1	Jan. 4, 1992	On goal by Darris Kilgour against New York in 1st career game.
No. 100	Feb. 10, 1996	On goal by Robert Henry against Rochester in 36th career game.
No. 200	Feb. 27, 1999	On goal by Chris Panos against Baltimore in 68th career game.
No. 250	March 18, 2000	On goal by Chris Prat against Rochester in 81st career game.
No. 300	Feb. 10, 2001	On goal by Derek Malawsky against Washington in 91st career game.
No. 400	Feb. 15, 2003	On goal by Mike Accursi against Albany in 123rd career game.
No. 500	Feb. 11, 2005	On goal by Daniel Teat against Anaheim in 153rd career game.
No. 600	Jan. 20, 2007	On goal by Delby Powless against Minnesota in 183rd career game.
No. 700	April 19, 2008	On goal by Cory Bomberry against Chicago in 209th career game.
No. 800	March 5, 2011	On goal by Brett Bucktooth against Chicago in 244th career game.
No. 900	February 15, 2014	On goal by Aaron Wilson against Philadelphia in 286th career game.

CAREER MILESTONES: POINTS

NUMBER	DATE	POINT
No. 1	Jan. 4, 1992	On assist to Darris Kilgour against New York in 1st career game.
No. 100	March 20, 1993	On goal against Detroit's Paul Mootz in 16th career game.
No. 200	Jan. 20, 1996	On goal against Baltimore's J.J. Pearl in 34th career game.
No. 300	Feb. 7, 1997	On assist to Darris Kilgour against Baltimore in 46th career game.
No. 400	Jan. 8, 1999	On goal against Philadelphia's Dallas Eliuk in 62nd career game.
No. 500	Feb. 18, 2000	On goal against Rochester's Pat O'Toole in 78th career game.
No. 600	Feb. 10, 2001	On goal against Washington's Devin Dalep in 91st career game.
No. 700	Feb. 1, 2002	On assist to Chris Driscoll against Montreal in 107th career game.
No. 800	Feb. 8, 2003	On assist to Mike Accursi against Toronto in 122nd career game.
No. 900	Feb. 14, 2004	On goal against Anaheim's Matt Disher in 139th career game.
No. 1,000	Feb. 19, 2005	On assist to Delby Powless against Rochester in 154th career game.
No. 1,091	Feb. 18, 2006	On assist to Cory Bomberry against Minnesota in 169th career game (tied record).
No. 1,092	March 4, 2006	On assist to Mark Steenhuis against Minnesota in 170th career game (broke record).
No. 1,100	March 18, 2006	On goal against Rochester's Pat O'Toole in 172nd career game.
No. 1,200	March 4, 2007	On goal against Minnesota's Matt Disher in 189th career game.
No. 1,300	March 8, 2008	On goal against Minnesota's Nick Patterson in 204th career game.
No. 1,400	April 4, 2009	On goal against Boston's Anthony Cosmo in 223rd career game.
No. 1,500	February 19, 2011	On assist against Philadelphia's Brandon Miller in 243rd career game.
No. 1,600	March 17, 2012	On goal against Minnesota's Evan Kirk in 260th career game.
No. 1,700	March 21, 2014	On assist against Edmonton's Aaron Bold in 289th career game.

BUFFALO 2015 BANDITS MEDIA GUIDE

JOHN TAVARES FORWARD

CAREER BREAKDOWN: REGULAR SEASON

*Indicates defunct team

TEAM	GP	G	A	P	PTS/GP	HT
Philadelphia	50	126	166	292	5.84	22
Rochester	47	100	123	223	4.74	14
Toronto (Ontario)	40	100	97	197	4.93	15
Colorado (PIT/WSH/BAL)	26	88	102	190	7.31	19
New York Saints*	16	48	43	91	5.69	8
Minnesota	20	42	65	107	5.35	6
Boston (New England)*	11	38	32	70	6.36	9
Vancouver (WSH/SJ/ALB)	15	34	44	78	5.20	5
Ottawa (Syracuse)*	9	34	48	82	9.11	8
Arizona (Columbus)*	9	33	36	69	7.67	6
Orlando (New York)*	8	16	17	33	4.13	3
Boston Blazers*	7	26	16	42	6.00	6
Detroit*	6	28	19	47	7.83	5
Calgary	8	23	21	44	5.50	4
Anaheim (New Jersey)*	5	19	18	37	7.40	4
Portland*	4	12	19	31	7.75	2
Chicago*	4	9	16	25	6.25	1
Vancouver Ravens*	2	5	8	13	6.50	1
Montreal*	2	5	6	11	5.50	1
Pittsburgh Bulls*	2	4	6	10	5.00	1
Charlotte*	1	7	4	11	11.00	1
Edmonton Rush	4	6	8	14	3.50	1
22-Year Totals	296	803	914	1717	5.80	142

CAREER BREAKDOWN: PLAYOFFS

TEAM	GP	G	A	P	PTS/GP	HT
Rochester	11	24	25	49	4.45	3
Philadelphia	7	17	20	37	5.28	3
Calgary	2	7	8	15	7.50	2
Detroit*	2	5	10	15	7.50	1
Orlando (New York)*	2	2	12	14	7.00	0
Boston (New England)*	2	6	5	11	5.50	1
Minnesota	2	6	5	11	5.50	2
Toronto (Ontario)	4	6	12	18	4.50	0
Boston Blazers*	2	5	8	13	7.50	1
New York Saints*	1	3	4	7	7.00	1
Portland	1	2.00	2	4	4.00	0
Colorado	1	1	0	1	1.00	0
Edmonton Rush	3	5	6	11	3.67	1
Playoff Totals	37	84	111	195	5.27	14

ALL-STAR GAMES: TAVARES

TEAM	G	A	PTS	HATTRICKS
1999 at Rochester (Canada)	4	1	5	1
2002 at Uncasville (South)	1	3	4	0
2004 at Denver (East)	3	1	4	1
2005 at Calgary (East)	3	1	4	1
2006 at Toronto (East)	0	1	1	0
2007 at Portland (East)	4	0	4	1
2008 at Edmonton (East)	1	2	3	0
2009 at Colorado (East)	0	4	4	0
2011 at Verona (East)	2	1	3	0
2012 at Buffalo (East)	2	2	4	0
All-Star Totals (10 GP*)	20	16	36	4

*NLL Record

BUFFALO 2015 BANDITS MEDIA GUIDE

JEROME THOMPSON FORWARD




BORN: June 4, 1988, Nedrow, NY

HEIGHT: 5 ft 11 inches **WEIGHT:** 185 lbs. **SHOOTS:** Left

ACQUIRED: Signed as a free agent on Oct. 8, 2014.

BUFFALO 2015 BANDITS MEDIA GUIDE

JAY THORIMBERT TRANSITION



BORN: July 6, 1986, Whitby, ON
HEIGHT: 6 ft 0 inches **WEIGHT:** 200 lbs. **SHOOTS:** Right
ACQUIRED: From Minnesota with Scott Self in exchange for a 2011 second-round pick and a 2012 first-round pick on Aug. 23, 2010.

2014: Finished with a career-high 191 loose ball recoveries on the season... Contributed a career-high four points (2+2) vs. Calgary (4/5)... Recovered 14 loose balls at Minnesota (3/23)... Scored a goal vs. Minnesota (3/8)... Registered two points (1+1) vs. Philadelphia (2/15)... Recovered 14 loose balls, won 20 of 27 faceoffs and recorded an assist vs. Toronto (2/1)... Recovered 16 loose balls and won 20 of 26 faceoffs vs. Toronto (1/10)... Tallied two points (1+1) and recovered 13 loose balls vs. Philadelphia (12/28)... **Playoffs:** Appeared in all four games, recording an assist to go along with 44 loose balls and a 67.1 faceoff winning percentage (57-for-85).

CAREER HIGHLIGHTS: **2013:** Appeared in all 16 games for Buffalo, leading the team and establishing career-highs in faceoff percentage (61.0 percent), faceoff wins (261) and loose ball recoveries (180)... His loose ball and faceoff win totals placed him third among NLL players in both categories... Registered a total of 12 points (2+10) and a career-best 10 assists... Named NLL Transition Player of the Week for Week 9, after recovering a season-high 17 loose balls in a 15-13 win over Toronto (2/28) and following that up with 14 loose balls in an 11-10 overtime loss to Philadelphia (3/1)... **2012:** Led the team in faceoff percentage and faceoff wins by going 80-for-139 (57.6%) on the draw... Recorded a season-high two points (1+1), including his first goal of the season, collected a game-high 11 loose balls and went 8-for-12 (67%) on faceoffs vs. Rochester (4/21)... Recorded his first point of the season with an assist vs. Minnesota (3/17), added six loose balls and went 7-for-10 (70%) on faceoffs... Collected a team-high 10 loose balls and went 14-for-21 (67%) on faceoffs in consecutive games at Rochester (3/10) and at Toronto (3/16)... Recovered a season-high 12 loose balls and went 10-for-15 (67%) on faceoffs vs. Colorado (3/3)... **Playoffs:** Collected three loose balls and went 7-for-16 (44%) on faceoffs at Toronto (5/5)... **2011:** Picked up 300th career loose ball vs. Washington (4/2)... Recorded an assist and a team-high eight loose balls at Minnesota (3/27)... Notched three points (1+2) and six loose balls at Boston (3/6)... Recovered nine loose balls and went 10-for-15 on the faceoff at Toronto (1/29)... **Playoffs:** Recovered five loose balls and went 17-for-37 in two playoff games... **2010:** Ranked third in NLL, winning 180 of 409 faceoffs... Ranked fourth in NLL with 152 loose balls collected... Scored a career-high eight goals and 14 points (8+6)... Named NLL Transition Player of the Week for Week 5 after recording three unassisted goals and a team-high 13 loose balls... Recorded a career-best 17 loose balls vs. Edmonton (4/3)... Scored a hat trick vs. Washington (2/13)... **Playoffs:** Played in one game, notching an assist, 11 loose balls and two penalty minutes... Won 16 of 28 faceoffs... **2009:** Made his NLL debut at New York (1/10), recording one assist and five loose balls... Registered his first career multi-point game (1+2) at Philadelphia (1/23), including the first shorthanded goal of his career... Had a point in six consecutive games from 2/7-3/14 (3+3)... **Playoffs:** Appeared in his first career NLL playoff game at Buffalo (5/2), collecting five loose balls.

CAREER STATS

REGULAR SEASON

PLAYOFFS

YEAR	TEAM	GP	G	A	P	LB	PIM	GP	G	A	P	LB	PIM
2009	Boston	15	5	7	12	84	0	1	0	0	0	5	0
2010	Minnesota	15	8	6	14	152	9	1	0	1	1	11	2
2011	Buffalo	14	1	5	6	81	0	2	0	0	0	5	0
2012	Buffalo	9	2	2	4	73	2	1	0	0	0	3	0
2013	Buffalo	16	2	10	12	180	4	--	--	--	--	--	--
2014	Buffalo	18	5	6	11	191	6	4	0	1	1	44	0
NLL Totals		87	23	36	59	761	21	9	0	2	2	68	2
Buffalo Totals		57	10	23	33	525	12	7	0	1	1	52	0

ANDREW WATT TRANSITION



BORN: January 9, 1984, Kitchener, ON

HEIGHT: 6 ft 1 inches **WEIGHT:** 206 lbs. **SHOOTS:** Left

ACQUIRED: From Minnesota with Ryan Benesch in exchange for a 2015 first-round pick, a 2016 first-round pick and a 2017 third-round pick on July 15, 2013.

2014: Missed seven games with a shoulder injury (2/8-3/29)... Registered three points (2+1) at COL (1/18)... Netted his first goal as a Bandit vs. Toronto (1/10)... Recovered seven loose balls in his Bandits debut vs. Philadelphia (12/28)...

Playoffs: Appeared in all four games, tallying one goal and 28 loose balls.

CAREER HIGHLIGHTS: **2013:** Appeared in 12 games for Minnesota, recording nine points (6+3)... Registered a season-high two goals vs. Toronto (2/8)... Recorded points in six consecutive outings (1/25-2/22)... **Playoffs:** Appeared in one game, notching an assist and five loose balls... **2012:** Suited up for all 16 games with Minnesota, tallying nine points (6+3)... Scored four shorthanded goals... Named to the NLL Western Conference All-Star Team... Scored a pair of goals vs. Colorado (2/18) and at Washington (3/25)... Registered 10 PIM at Philadelphia (4/6)... **Playoffs:** Notched two goals in two games... **2011:** Appeared in all 13 games for Minnesota, recording a career-best 16 goals and 21 points... Netted a pair of hat-tricks vs. Rochester (1/8) and at Colorado (3/4)... Recovered 10 loose balls vs. Rochester (1/8)... **Playoffs:** Held pointless in one game... **2010:** Saw action in 14 games for Minnesota, contributing 11 points (7+4) and 25 PIM while also recovering a career-high 81 loose balls... Credited with a season-high three points vs. Colorado (1/22)... Notched a career-high 17 PIM vs. Washington (2/13)... Recovered a career-best 13 loose balls vs. Edmonton (4/3)... **Playoffs:** Tallied a goal in the team's lone playoff outing... **2009:** Appeared in 13 games in his rookie season with Minnesota, recording 17 points (6+11)... Registered at least a point in all but one game... Recovered 12 loose balls vs. Buffalo (1/24)... Credited with an assist in his first career game at Portland (1/3)... Scored his first career goal vs. San Jose (1/10).

CAREER STATS


REGULAR SEASON

PLAYOFFS

YEAR	TEAM	GP	G	A	P	LB	PIM	GP	G	A	P	LB	PIM
2009	Minnesota	13	6	11	17	68	10	--	--	--	--	--	--
2010	Minnesota	14	7	4	11	81	25	1	1	0	1	5	0
2011	Minnesota	13	16	5	21	70	4	1	0	0	0	2	0
2012	Minnesota	16	6	3	9	53	26	2	2	0	2	8	0
2013	Minnesota	12	6	3	9	40	4	1	0	1	1	5	0
2014	Buffalo	9	3	2	5	26	23	4	1	0	1	8	0
NLL Totals		77	44	28	72	338	92	9	4	1	5	28	0
Buffalo Totals		9	3	2	5	26	23	4	1	0	1	8	0

BUFFALO 2015 BANDITS MEDIA GUIDE

NICK WEISS TRANSITION



BORN: August 16, 1992, Port Hope, ON

HEIGHT: 6 ft 2 inches **WEIGHT:** 207 lbs. **SHOOTS:** Right

ACQUIRED: Acquired from Vancouver with a 2014 first-round pick, a 2015 second-round pick and a 2018 first-round pick in exchange for Rory Smith, Eric Penney and a 2014 second-round pick on Sept. 22, 2014.


2014: Netted his first career NLL goal at Calgary (1/18)... Had two points (1+1) in three of his first five games... Scored a goal and collected a season-high 10 loose balls at Edmonton (3/8)... Recorded a season-high three-game goal streak (2/14-3/8).

CAREER STATS

YEAR	TEAM	GP	REGULAR SEASON					PLAYOFFS					
			G	A	P	LB	PIM	GP	G	A	P	LB	PIM
2014	Vancouver	15	7	6	13	86	18	-	-	-	-	-	-
NLL Totals		15	7	6	13	86	18	-	-	-	-	-	-



MITCH WILDE TRANSITION



BORN: June 12, 1991, Brooklin, ON

HEIGHT: 5 ft 11 inches **WEIGHT:** 166 lbs. **SHOOTS:** Right

ACQUIRED: Buffalo's second-round selection (15th overall) in the 2013 NLL Entry Draft.

2014: Spent the first six games of the season as a member of the practice squad before being activated for the final 12 outings... Tallied two assists vs. Rochester (4/26)... Registered three points (1+2) at Minnesota (4/12)... Recorded a pair of points (1+1) vs. Calgary (4/5)... Netted a goal at Vancouver (3/29)... Contributed an assist and six loose balls vs. Colorado (3/15)... Tallied a goal and an assist in his NLL debut vs. Philadelphia (2/15)... **Playoffs:** Appeared in all four games, recording one point (0+1).

CAREER HIGHLIGHTS: **2013:** Tallied seven points (3+4) over 13 contests for the Robert Morris University Colonials.

CAREER STATS

YEAR	TEAM	REGULAR SEASON						PLAYOFFS					
		GP	G	A	P	LB	PIM	GP	G	A	P	LB	PIM
2010	Robert Morris	6	1	1	2	--	0	--	--	--	--	--	--
2011	Robert Morris	7	0	0	0	--	0	--	--	--	--	--	--
2012	Robert Morris	--	--	--	--	--	--	--	--	--	--	--	--
2013	Robert Morris	13	3	4	7	--	0	--	--	--	--	--	--
2014	Buffalo	10	4	7	11	32	4	4	0	1	1	8	2
NLL Totals		10	4	7	11	32	4	4	0	1	1	8	2
Buffalo Totals		10	4	7	11	32	4	4	0	1	1	8	2

2014 NLL STATISTICS

2014 NLL FINAL STANDINGS

EAST DIVISION

TEAM	W	L	GB	PCT	GF	GA	DIV
y- Rochester	14	4	-	.778	210	167	12-1
x- Toronto	9	9	5	.500	219	213	6-6
x- Buffalo	8	10	6	.444	190	200	6-7
Philadelphia	6	12	8	.333	202	218	3-9
Minnesota	4	14	10	.222	180	219	4-8

WEST DIVISION

TEAM	W	L	GB	PCT	GF	GA	DIVY
z- Edmonton	16	2	-	.889	220	157	9-2
x- Calgary	12	6	4	.667	237	215	6-5
x- Colorado	8	10	8	.444	201	228	5-6
Vancouver	4	14	12	.222	181	223	2-9

y- Clinched Division Title x- Clinched Playoff Berth z- Clinched Top Overall

2014 PLAYOFF RESULTS

DIVISION SEMIFINALS

DATE	TEAMS	FINAL SCORE	WINNING TEAM
Saturday, May 3 Saturday, May 3	Buffalo Bandits at Toronto Rock Colorado Mammoth at Calgary Roughnecks	15-13 15-16 (OT)	Buffalo Bandits Calgary Roughnecks

DIVISION FINALS

DATE	TEAMS	FINAL SCORE	WINNING TEAM
Saturday, May 10 Saturday, May 10	Rochester Knighthawks at Buffalo Bandits Edmonton Rush at Calgary Roughnecks	8-12 11-12 (OT)	Buffalo Bandits Calgary Roughnecks
Friday, May 16 Friday, May 16	Calgary Roughnecks at Edmonton Rush Calgary Roughnecks at Edmonton Rush	13-15 2-1*	Edmonton Rush Calgary Roughnecks
Saturday, May 17 Saturday, May 17	Buffalo Bandits at Rochester Knighthawks Buffalo Bandits at Rochester Knighthawks	8-13 1-2 (OT)*	Rochester Knighthawks Rochester Knighthawks

* 10-minute Mini-Game to determine winner of series

CHAMPION'S CUP FINAL

DATE	TEAMS	FINAL SCORE	WINNING TEAM
Saturday, May 24	Rochester Knighthawks at Calgary Roughnecks	7-10	Calgary Roughnecks
Saturday, May 31	Calgary Roughnecks at Rochester Knighthawks	10-16	Rochester Knighthawks
Saturday, May 31	Calgary Roughnecks at Rochester Knighthawks	2-3*	Rochester Knighthawks

* 10-minute Mini-Game to determine winner of series

2014 NLL STATISTICS

2014 NLL TOP SCORERS

NO.	PLAYER	TEAM	POS.	GP	G	A	P
1	Cody Jamieson	ROC	F	18	36	72	108
2	Shawn Evans	CGY	F	18	26	79	105
3	Garrett Billings	TOR	F	15	32	69	101
4	Dan Dawson	ROC	F	18	19	72	91
5	John Grant Jr.	COL	F	17	40	51	91
6	Dane Dobbie	CGY	F	18	51	39	90
7	Stephan Leblanc	TOR	F	18	45	43	88
8	Jeff Shattler	CGY	F	18	35	49	84
9	Callum Crawford	MIN	F	18	26	54	80
10	Rhys Duch	VAN	F	17	36	44	80

2014 NLL GOALTENDER LEADERS

NO.	PLAYER	TEAM	GP	GAA	SV%	W	L
1	Aaron Bold	EDM	18	8.73	.791	15	2
2	Matt Vinc	ROC	18	9.56	.798	12	3
3	Mike Poulin	CGY	18	11.45	.770	12	5
4	Anthony Cosmo	BUF	18	10.77	.797	8	9
5	Dillon Ward	COL	18	11.58	.773	7	7
6	Nick Rose	TOR	18	12.28	.767	6	8
7	Evan Kirk	PHI	16	11.60	.766	5	8
8	Tyler Richards	VAN	16	12.01	.760	4	8
9	Brandon Miller	TOR/PHI	12	10.75	.783	3	4
10	Three players tied with two wins						

2014 NLL AWARD WINNERS

Most Valuable Player.....	Cody Jamieson, Rochester Knighthawks
Goaltender of the Year.....	Matt Vinc, Rochester Knighthawks
Defenseman of the Year.....	Kyle Rubisch, Edmonton Rush
Transition Player of the Year.....	Jordan MacIntosh, Minnesota Swarm
Rookie of the Year.....	Logan Schuss, Minnesota Swarm
Sportsmanship Award.....	Garrett Billings, Toronto Rock
Coach of the Year.....	Derek Keenan, Edmonton Rush
General Manager of the Year.....	Derek Keenan, Edmonton Rush
Executive of the Year.....	John Bean, Calgary Roughnecks

ALL PROS

FIRST TEAM

NAME	TEAM	POS
Garrett Billings	TOR	Forward
Shawn Evans	CGY	Forward
Cody Jamieson	ROC	Forward
Jordan MacIntosh	MIN	Transition
Kyle Rubisch	EDM	Defense
Matt Vinc	ROC	Goaltender

SECOND TEAM

NAME	TEAM	POS
Curtis Dickson	CGY	Forward
Dane Dobbie	CGY	Forward
Adam Jones	COL	Forward
Brodie Merrill	PHI	Transition
Chris Corbeil	EDM	Defense
Aaron Bold	EDM	Goaltender

ALL ROOKIE TEAM

NAME	TEAM	POS
Robert Church	EDM	Forward
Tyler Digby	VAN	Forward
Logan Schuss	MIN	Forward
Garrett Thul	PHI	Forward
Karsen Leung	CGY	Transition
Dillon Ward	COL	Goaltender

BUFFALO 2015 BANDITS MEDIA GUIDE

BANDITS HISTORY

ALL-TIME ATTENDANCE

YEAR	REGULAR SEASON			PLAYOFFS		
	GP	ATTENDANCE	AVERAGE	GP	ATTENDANCE	AVERAGE
1992	4	55,283	13,821	1	15,603	15,603
1993	4	65,300	16,325	2	32,650	16,325
1994	4	65,136	16,284	2	32,120	16,060
1995	4	63,306	15,827	1	10,557	10,557
1996	5	74,419	14,884	2	30,665	15,333
1997	5	87,665	17,533	2	30,170	15,085
1998	6	73,534	12,256			
1999	6	48,638	8,106			
2000	6	49,116	8,186	1	7,873	7,873
2001	7	56,289	8,041			
2002	8	59,382	7,423			
2003	8	56,015	7,002	1	6,761	6,761
2004	8	71,435	8,929			
2005	8	82,306	10,288	1	10,014	10,014
2006	8	94,946	11,868	3	35,111	11,704
2007	8	120,325	15,041	1	9,003	9,003
2008	9	135,120	15,013	3	39,046	13,015
2009	8	143,651*	17,956	1	13,343	13,343
2010	8	132,836	16,605			
2011	8	136,765	17,096	2	23,622	11,811
2012	8	127,752	15,969			
2013	8	124,960	15,620			
2014	9	131,506	14,612	1	9,209	9,209

Longest sellout streak including playoffs: 10 games (January 23, 1993 to March 26, 1994)

*All-Time NLL Attendance Record

SEASON OPENERS

OPENERS (12-11)

17-21	(L)	vs. New York - January 4, 1992
17-10	(W)	at Pittsburgh - January 9, 1993
17-16	(W)	at Detroit - January 21, 1994
17-13	(W)	vs. Philadelphia - January 7, 1995
15-12	(W)	at Philadelphia - January 12, 1996
17-19	(L)	vs. Rochester - January 4, 1997
12-14	(L)	vs. Philadelphia - January 3, 1998
18-17	(W)	at Philadelphia - January 8, 1999
14-17	(L)	vs. Toronto - January 8, 2000
20-19	(W)	at Washington - December 30, 2000
17-15	(W)	vs. Washington - November 24, 2001
11-10	(W)	vs. Albany - January 4, 2003
12-11	(W)	vs. Rochester - January 3, 2004
13-15	(L)	vs. Toronto - January 7, 2005
13-11	(W)	at Toronto - January 13, 2006
10-11	(L)	at Portland - December 30, 2006
9-12	(L)	vs. Rochester - January 11, 2008
15-11	(W)	vs. Philadelphia - January 3, 2009
5-10	(L)	at Rochester - January 9, 2010
9-10	(L)	at Calgary - January 8, 2011
14-10	(W)	vs. Toronto - January 14, 2012
8-13	(L)	at Philadelphia - January 11, 2013
13-17	(L)	vs. Philadelphia - December 28, 2013

HOME (6-7)

17-21	(L)	vs. New York - January 4, 1992
17-13	(W)	vs. Philadelphia - January 7, 1995
17-19	(L)	vs. Rochester - January 4, 1997
12-14	(L)	vs. Philadelphia - January 3, 1998
14-17	(L)	vs. Toronto - January 8, 2000
17-15	(W)	vs. Washington - November 24, 2001
11-10	(W)	vs. Albany - January 4, 2003
12-11	(W)	vs. Rochester - January 3, 2004
13-15	(L)	vs. Toronto - January 7, 2005
9-12	(L)	vs. Rochester - January 11, 2008
15-11	(W)	vs. Philadelphia - January 3, 2009
14-10	(W)	vs. Toronto - January 14, 2012
13-17	(L)	vs. Philadelphia - December 28, 2013

ROAD (6-4)

17-10	(W)	at Pittsburgh - January 9, 1993
17-16	(W)	at Detroit - January 21, 1994
15-12	(W)	at Philadelphia - January 12, 1996
18-17	(W)	at Philadelphia - January 8, 1999
20-19	(W)	at Washington - December 30, 2000
13-11	(W)	at Toronto - January 13, 2006
10-11	(L)	at Portland - December 30, 2006
5-10	(L)	at Rochester - January 9, 2010
9-10	(L)	at Calgary - January 8, 2011
8-13	(L)	at Philadelphia - January 11, 2013

BUFFALO 2015 BANDITS MEDIA GUIDE



BANDITS CAREER LEADERS

GAMES PLAYED

PLAYER	GAMES
John Tavares	296*
Rich Kilgour	200
Mark Steenhuis	190
Billy Dee Smith	146
Chris White	116
Kyle Couling	113
Pat McCready	112
Mike Accursi	108
Clay Hill	99
Steve Dietrich	88

POINTS

PLAYER	POINTS
John Tavares	1,717*
Mark Steenhuis	736
Mike Accursi	370
Rich Kilgour	317
Darris Kilgour	255
Troy Cordingley	233
Shawn Williams	231
Roger Vyse	219
Pat McCready	206
Dan Teat	205

FACEOFFS WON

PLAYER	FACEOFFS
Jay Thorimbert	678
Cory Bomberry	365
Rich Kilgour	359
Mike Accursi	298
Darris Kilgour	255
Brandon Francis	228
Rob Kirkby	225
Tom Phair	179
Brian Silcott	176
Kevin Alexander	137

GOALS

PLAYER	GOALS
John Tavares	803*
Mark Steenhuis	350
Mike Accursi	207
Darris Kilgour	128
Roger Vyse	102
Shawn Williams	99
Troy Cordingley	96
Rich Kilgour	94
Dan Teat	84
Jason Crosbie	81

PENALTY MINUTES

PLAYER	MINUTES
Billy Dee Smith	473
John Tavares	368
Kyle Laverty	296
Mark Steenhuis	293
Chris White	279
Rich Kilgour	273
Darris Kilgour	257
Pat McCready	251
Andy Ogilvie	235
Brandon Francis	232

SAVES

PLAYER	SAVES
Steve Dietrich	2,748
Mike Thompson	1,852
Anthony Cosmo	1,520
Ross Cowie	1,133
Ken Montour	1,103
Pat O'Toole	682
Matt Disher	638
Jim Vilneff	562
Bill Gerrie	524
Derek General	433

ASSISTS

PLAYER	ASSISTS
John Tavares	914*
Mark Steenhuis	386
Rich Kilgour	223
Mike Accursi	163
Troy Cordingley	137
Pat McCready	135
Cory Bomberry	134
Darris Kilgour	127
Delby Powless	127
Dan Teat	121

LOOSE BALLS

PLAYER	LB
John Tavares	2,206
Mark Steenhuis	1,320
Pat McCready	990
Chris Driscoll	949
Rich Kilgour	824
Mike Accursi	573
Jim Veltman	559
Jay Thorimbert	525
Kyle Couling	515
Chris White	439

WINS

PLAYER	WINS
Steve Dietrich	47
Mike Thompson	31
Ross Cowie	17
Ken Montour	16
Anthony Cosmo	15
Pat O'Toole	13
Bill Gerrie	11
Matt Disher	7
Phil Wetherup	6
Derek General	5

Bold indicates current bandits player

*NLL record

BUFFALO 2015 BANDITS MEDIA GUIDE

BANDITS YEAR-BY-YEAR STATS

REGULAR SEASON SCORING 1992

#	PLAYER	GP	G	A	PTS	PIM	ON	OFF	LB
45	Derek Keenan	8	26	23	49	8	56	18	41
11	John Tavares	8	21	22	43	26	69	26	66
35	Darris Kilgour	8	23	16	39	49	52	13	53
32	Jim Veltman	8	8	23	31	6	28	9	111
28	Bob Hamley	8	13	15	28	14	45	10	26
26	Kevin Alexander	7	22	4	26	2	48	11	33
17	Brian Hall	8	8	17	25	16	37	7	35
6	Gerry Hiltz	7	10	9	19	17	27	5	19
40	Mike Mooradian	8	7	9	16	25	35	10	17
33	Rich Kilgour	5	3	11	14	16	21	11	33
37	Tom Emmick	6	4	3	7	11	9	7	16
46	Paul Day	8	3	4	7	16	19	2	22
16	Bill O'Hanlon	8	5	1	6	0	10	3	20
14	John Zulberti	2	3	1	4	0	9	3	15
21	Jim Bissell	6	3	1	4	4	12	3	27
12	Mark Burnam	5	1	2	3	2	4	0	11
22	Bill Meagher	8	1	2	3	2	11	4	24
15	Barry Powless	3	0	3	3	6	2	2	5
13	Bill Kerr	7	0	1	1	4	2	1	12
1	Ross Cowie	5	0	1	1	0	0	0	47
39	Bill Gerrie	6	0	1	1	5	0	0	36

#	GOALTENDERS	GP	MIN	W	L	GA	GAA	SV	SV%
1	Ross Cowie	5	137:59	1	2	19	8.26	170	.899
39	Bill Gerrie	6	221:39	4	0	60	16.30	159	.726

PLAYOFF SCORING 1992

#	PLAYER	GP	G	A	PTS	PIM	ON	OFF	LB
11	John Tavares	3	12	12	24	8	32	38	29
45	Derek Keenan	3	6	10	16	2	26	31	18
35	Darris Kilgour	3	5	9	14	11	21	28	18
26	Kevin Alexander	3	8	4	12	0	19	26	13
28	Bob Hamley	3	6	6	12	8	16	22	13
17	Brian Hall	3	5	3	8	0	11	21	24
21	Jim Bissell	3	3	3	6	0	4	6	6
32	Jim Veltman	3	3	2	5	7	8	11	25
22	Bill Meagher	3	2	2	4	0	5	6	5
6	Gerry Hiltz	3	0	3	3	2	10	16	6
16	Bill O'Hanlon	3	1	1	2	0	3	5	5
37	Tom Emmick	3	1	1	2	2	3	4	9
12	Mark Burnam	3	0	2	2	13	0	0	4
40	Mike Mooradian	3	0	1	1	0	8	12	3
46	Paul Day	3	0	1	1	7	3	4	9
13	Bill Kerr	3	0	0	0	0	0	0	3
1	Ross Cowie	1	0	0	0	0	0	0	1
39	Bill Gerrie	3	0	0	0	0	0	0	27

#	GOALTENDERS	GP	MIN	W	L	GA	GAA	SV	SV%
1	Ross Cowie	1	5:53	0	0	1	10.00	2	.667
39	Bill Gerrie	3	174:07	3	0	41	14.13	104	.717

BUFFALO 2015 BANDITS MEDIA GUIDE

YEAR-BY-YEAR STATS

REGULAR SEASON SCORING 1993

#	PLAYER	GP	G	A	PTS	PIM	SOG	S	LB
11	John Tavares	8	35	23	58	28	86	98	93
45	Derek Keenan	8	22	12	34	5	59	78	35
28	Bob Hamley	8	14	19	33	9	58	66	37
43	Darris Kilgour	8	11	17	28	31	58	77	69
32	Jim Veltman	6	7	20	27	14	20	23	102
26	Kevin Alexander	7	13	6	19	5	44	57	41
40	Troy Cordingley	7	8	10	18	27	38	46	16
36	Stu Aird	8	9	7	16	8	26	34	61
17	Brian Hall	7	4	9	13	20	17	20	35
5	Glen Lay	8	8	4	12	10	18	28	35
16	Rich Kilgour	8	3	7	10	4	14	19	24
18	Randy Mearns	8	3	3	6	4	10	13	27
1	Ross Cowie	6	0	5	5	0	0	0	28
12	Mark Burnam	6	1	3	4	6	4	5	10
21	Jim Bissell	4	1	3	4	0	6	6	11
46	Carl Jutzin	3	1	2	3	2	2	2	3
22	Bill Meagher	7	1	2	3	4	2	6	15
6	Miles General	6	1	0	1	10	8	10	8
37	Tom Emmick	8	1	0	1	18	9	11	16
33	Robert Henry	1	0	1	1	2	0	0	2
13	Bill Kerr	1	0	0	0	0	2	2	0
14	Jon Lantzy	1	0	0	0	2	1	1	0
39	Bill Gerrie	5	0	0	0	0	0	0	17

#	GOALTENDERS	GP	MIN	W	L	GA	GAA	SV	SV%
1	Ross Cowie	6	291:35	6	0	58	11.90	194	.769
39	Bill Gerrie	5	188:37	2	0	50	15.87	108	.683

PLAYOFF SCORING 1993

#	PLAYER	GP	G	A	PTS	PIM	SOG	S	LB
45	Derek Keenan	2	5	4	9	4	18	19	14
11	John Tavares	2	4	3	7	2	12	15	6
28	Bob Hamley	2	2	5	7	4	10	12	12
32	Jim Veltman	2	0	7	7	4	4	4	29
43	Darris Kilgour	2	2	3	5	4	8	12	17
26	Kevin Alexander	2	4	0	4	2	10	14	10
40	Troy Cordingley	2	2	2	4	2	9	13	12
16	Rich Kilgour	2	3	0	3	0	5	5	8
1	Ross Cowie	2	0	3	3	0	0	0	28
5	Glen Lay	2	0	2	2	0	4	5	9
22	Bill Meagher	2	0	2	2	2	1	1	4
17	Brian Hall	1	1	0	1	0	1	2	7
36	Stu Aird	2	1	0	1	0	5	6	15
37	Tom Emmick	2	1	0	1	2	3	5	2
6	Miles General	1	0	0	0	2	0	0	0
12	Mark Burnam	2	0	0	0	0	0	0	8
18	Randy Mearns	2	0	0	0	2	6	7	8
21	Jim Bissell	1	0	0	0	0	0	0	0
46	Carl Jutzin	1	0	0	0	0	0	0	0

#	GOALTENDERS	GP	MIN	W	L	GA	GAA	SV	SV%
1	Ross Cowie	2	120:00	2	0	22	11.00	80	.784
39	Bill Gerrie	0	0:00	0	0	0	0.00	0	.000

BUFFALO 2015 BANDITS MEDIA GUIDE

YEAR-BY-YEAR STATS

REGULAR SEASON SCORING 1994

#	PLAYER	GP	G	A	PTS	PIM	SOG	S	LB
11	John Tavares	8	27	20	47	14	73	96	74
32	Jim Veltman	8	13	24	37	8	40	44	130
40	Troy Cordingley	8	16	14	30	18	44	56	34
28	Bob Hamley	8	12	13	25	12	49	66	28
36	Stu Aird	8	8	13	21	4	25	39	60
43	Darris Kilgour	6	7	10	17	21	34	48	38
17	Brian Hall	8	5	7	12	18	24	26	29
16	Rich Kilgour	7	6	4	10	4	18	22	15
49	Tyson Leies	7	6	3	9	19	25	34	39
12	Brian Nikula	8	8	1	9	8	43	58	35
21	Jeff Hardill	8	2	6	8	12	8	9	27
5	Glen Lay	8	4	3	7	2	12	13	19
44	Andy Shaughnessy	8	1	5	6	17	9	13	33
39	Bill Gerrie	5	0	5	5	2	0	0	36
9	Mark Cochrane	5	3	1	4	2	7	9	19
7	Derek Laub	4	2	2	4	0	4	6	11
1	Ross Cowie	7	0	4	4	2	0	0	59
4	Brian Silcott	6	0	2	2	6	2	3	23
22	Bill Meagher	3	1	0	1	2	4	4	6

#	GOALTENDERS	GP	MIN	W	L	GA	GAA	SV	SV%
1	Ross Cowie	7	299:17	3	1	67	13.45	155	.698
39	Bill Gerrie	5	179:37	3	1	32	10.67	119	.788

PLAYOFF SCORING 1994

#	PLAYER	GP	G	A	PTS	PIM	SOG	S	LB
11	John Tavares	2	6	8	14	9	15	21	19
43	Darris Kilgour	2	4	7	11	6	17	20	10
32	Jim Veltman	2	4	7	11	6	15	17	32
28	Bob Hamley	2	5	4	9	0	12	18	11
5	Glen Lay	2	1	4	5	0	1	1	6
49	Tyson Leies	2	4	0	4	2	7	10	10
36	Stu Aird	2	2	2	4	6	8	15	9
21	Jeff Hardill	2	0	4	4	0	2	3	10
12	Brian Nikula	2	2	1	3	2	5	8	15
40	Troy Cordingley	2	2	1	3	4	13	14	8
16	Rich Kilgour	2	1	2	3	0	3	4	5
39	Bill Gerrie	2	0	3	3	0	0	0	23
4	Brian Silcott	2	0	2	2	2	0	0	8
7	Derek Laub	2	0	1	1	0	2	2	6
44	Andy Shaughnessy	2	0	1	1	0	2	2	14
17	Brian Hall	2	0	0	0	22	3	4	7
1	Ross Cowie	1	0	0	0	0	0	0	2

#	GOALTENDERS	GP	MIN	W	L	GA	GAA	SV	SV%
1	Ross Cowie	1	10:34	0	1	8	44.44	9	.529
39	Bill Gerrie	2	109:26	1	0	28	15.47	71	.717

BUFFALO 2015 BANDITS MEDIA GUIDE

YEAR-BY-YEAR STATS

REGULAR SEASON SCORING 1995

#	PLAYER	GP	G	A	PTS	PIM	SOG	S	LB
11	John Tavares	8	24	21	45	21	74	89	66
32	Jim Veltman	8	16	24	40	8	47	54	91
40	Troy Cordingley	8	17	8	25	28	57	64	34
36	Stu Aird	8	7	15	22	6	36	44	29
43	Darris Kilgour	6	8	12	20	25	30	37	17
28	Bob Hamley	7	5	14	19	10	28	36	12
16	Rich Kilgour	8	7	8	15	11	25	34	22
17	Brian Hall	8	5	6	11	12	18	27	26
7	Derek Laub	8	6	3	9	6	28	33	35
44	Dean Ceconi	8	6	3	9	2	21	26	25
15	Jamie Batley	8	4	5	9	16	21	32	29
9	Mark Cochrane	6	1	3	4	8	14	16	21
39	Bill Gerrie	7	0	4	4	0	1	1	27
33	Robert Henry	4	1	1	2	2	7	10	16
13	John Rosa	7	0	2	2	10	2	5	12
34	Rodd Squire	8	0	2	2	0	5	10	14
10	Grant Johnston	4	1	0	1	7	6	10	5
49	Chris Redwood	5	1	0	1	0	3	5	4
1	Ross Cowie	6	0	1	1	14	0	0	25
37	Travis Kilgour	1	0	0	0	0	2	2	2

#	GOALTENDERS	GP	MIN	W	L	GA	GAA	SV	SV%
1	Ross Cowie	6	229:54	1	2	52	13.65	146	.737
39	Bill Gerrie	7	251:16	2	3	56	13.40	138	.711

PLAYOFF SCORING 1995

#	PLAYER	GP	G	A	PTS	PIM	SOG	S	LB
40	Troy Cordingley	1	3	3	6	0	6	7	4
32	Jim Veltman	1	2	4	6	2	7	8	12
43	Darris Kilgour	1	1	4	5	22	4	9	5
17	Brian Hall	1	2	2	4	0	4	6	2
7	Derek Laub	1	2	1	3	0	4	4	5
11	John Tavares	1	2	1	3	0	9	11	6
15	Jamie Batley	1	1	2	3	0	5	6	5
36	Stu Aird	1	1	2	3	2	5	8	4
44	Dean Ceconi	1	2	0	2	0	6	7	1
16	Rich Kilgour	1	0	2	2	6	1	3	1
28	Bob Hamley	1	0	2	2	2	0	1	2
9	Mark Cochrane	1	0	1	1	0	2	3	0
13	John Rosa	1	0	1	1	2	1	1	1
39	Bill Gerrie	1	0	1	1	0	0	0	2
34	Rodd Squire	1	0	0	0	0	1	1	5
49	Chris Redwood	1	0	0	0	0	3	3	5
1	Ross Cowie	1	0	0	0	2	0	0	6

#	GOALTENDERS	GP	MIN	W	L	GA	GAA	SV	SV%
1	Ross Cowie	1	42:10	0	1	13	18.05	26	.667
39	Bill Gerrie	1	17:39	0	0	6	21.42	10	.625

BUFFALO 2015 BANDITS MEDIA GUIDE

YEAR-BY-YEAR STATS

REGULAR SEASON SCORING 1996

#	PLAYER	GP	G	A	PTS	PIM	SOG	S	LB
11	John Tavares	10	41	40	81	4	98	125	102
40	Troy Cordingley	10	20	32	52	6	71	84	51
21	Ted Dowling	10	23	16	39	18	76	97	43
32	Jim Veltman	10	11	22	33	6	33	41	125
16	Rich Kilgour	9	6	20	26	10	25	41	43
17	Brian Hall	10	9	13	22	21	17	23	46
22	Travis Kilgour	10	12	9	21	16	25	35	31
4	Tom Phair	10	7	10	17	53	22	32	48
10	Mike Hasen	10	6	11	17	16	9	12	42
18	Neil Doddridge	10	11	5	16	19	36	49	30
31	Pat O'Toole	10	0	14	14	0	0	0	138
43	Darris Kilgour	6	8	5	13	34	21	35	26
44	Dean Cecconi	10	7	5	12	31	31	38	43
24	Jason Luke	8	5	5	10	8	26	35	34
5	Steve Fannell	10	2	8	10	15	8	9	29
33	Robert Henry	6	3	5	8	6	8	10	8
20	Gary Edmands	1	1	5	6	9	2	4	5
9	Mark Cochrane	10	0	5	5	11	8	11	30
1	Ross Cowie	2	0	2	2	0	0	0	10

#	GOALTENDERS	GP	MIN	W	L	GA	GAA	SV	SV%
1	Ross Cowie	2	33:48	1	0	14	25.45	23	.621
31	Pat O'Toole	10	565:34	7	2	113	12.00	375	.768

PLAYOFF SCORING 1996

#	PLAYER	GP	G	A	PTS	PIM	SOG	S	LB
11	John Tavares	2	4	7	11	2	16	19	20
43	Darris Kilgour	2	4	3	7	14	14	16	5
40	Troy Cordingley	2	4	7	11	0	10	15	20
22	Travis Kilgour	2	6	1	7	2	10	11	9
21	Ted Dowling	2	3	4	7	9	18	23	15
18	Neil Doddridge	2	0	4	4	0	5	10	9
44	Dean Cecconi	2	2	2	4	0	5	11	10
31	Pat O'Toole	2	0	2	2	0	0	0	38
32	Jim Veltman	2	0	5	5	0	5	7	35
9	Mark Cochrane	2	1	1	2	0	2	2	4
10	Mike Hasen	2	1	2	3	6	2	2	6
16	Rich Kilgour	2	2	4	6	0	7	8	7
17	Brian Hall	2	1	0	1	0	8	9	15
24	Jason Luke	2	4	1	5	2	10	10	12
4	Tom Phair	2	0	2	3	6	5	8	11
5	Steve Fannell	2	1	2	3	0	3	4	3

#	GOALTENDERS	GP	MIN	W	L	GA	GAA	SV	SV%
1	Ross Cowie	0	0:00	0	0	0	0.00	0	.000
31	Pat O'Toole	2	120:00	2	0	20	10.00	75	.789

BUFFALO 2015 BANDITS MEDIA GUIDE

YEAR-BY-YEAR STATS

REGULAR SEASON SCORING 1997

#	PLAYER	GP	G	A	PTS	PIM	SOG	S	LB
11	John Tavares	10	37	29	66	18	119	149	104
43	Darris Kilgour	8	21	21	42	34	48	60	56
21	Ted Dowling	10	22	17	39	26	68	85	56
16	Rich Kilgour	9	9	26	35	22	28	42	43
40	Troy Cordingley	7	13	20	33	18	43	56	28
24	Jason Luke	10	12	15	27	30	33	41	62
4	Tom Phair	10	9	8	17	58	20	22	47
10	Mike Hasen	10	2	14	16	29	11	16	44
9	Neil Doddridge	10	5	10	15	29	29	43	30
17	Brian Hall	10	3	12	15	16	13	19	43
77	Bill Callan	9	7	7	14	23	30	41	22
22	Travis Kilgour	10	4	9	13	13	35	45	35
44	Dean Cecconi	10	9	3	12	16	19	28	34
1	Ross Cowie	10	0	11	11	0	0	0	71
5	Steve Fannell	10	0	8	8	21	1	3	49
3	Ryan Sanderson	10	3	3	6	0	9	9	26
31	Pat O'Toole	8	0	5	5	2	0	0	33
15	Peter Parke	3	2	2	4	2	7	10	10
18	Donald Henry	1	0	0	0	0	0	0	0
33	Robert Henry	1	0	0	0	5	0	0	1
19	Kevin Cox	2	0	0	0	0	1	1	1

#	GOALTENDERS	GP	MIN	W	L	GA	GAA	SV	SV%
1	Ross Cowie	10	410:11	5	4	100	14.64	246	.710
31	Pat O'Toole	8	189:56	1	0	53	16.82	112	.678

PLAYOFF SCORING 1997

#	PLAYER	GP	G	A	PTS	PIM	SOG	S	LB
11	John Tavares	2	7	9	16	0	23	29	30
21	Ted Dowling	2	4	3	7	2	14	18	14
43	Darris Kilgour	2	3	4	7	2	16	20	20
24	Jason Luke	2	3	2	5	6	9	10	17
77	Bill Callan	2	3	1	4	5	5	5	3
16	Rich Kilgour	2	2	7	10	2	12	17	17
44	Dean Cecconi	2	2	2	4	4	6	11	11
1	Ross Cowie	2	0	3	3	0	0	0	16
5	Steve Fannell	2	0	4	4	12	2	3	12
10	Mike Hasen	2	1	4	5	2	4	5	15
15	Peter Parke	2	4	0	4	0	14	16	10
22	Travis Kilgour	2	0	3	3	0	1	4	4
17	Brian Hall	2	1	0	1	2	7	7	14
3	Ryan Sanderson	2	0	1	1	2	0	1	1
4	Tom Phair	2	1	1	2	6	3	3	16
9	Neil Doddridge	2	0	1	1	2	1	5	10

#	GOALTENDERS	GP	MIN	W	L	GA	GAA	SV	SV%
1	Ross Cowie	2	117:30	1	1	25	12.82	83	.768
31	Pat O'Toole	0	0:00	0	0	0	0.00	0	.000

BUFFALO 2015 BANDITS MEDIA GUIDE

YEAR-BY-YEAR STATS

REGULAR SEASON SCORING 1998

#	PLAYER	GP	G	A	PTS	PIM	SOG	S	LB
43	Darris Kilgour	12	37	30	67	39	101	145	69
11	John Tavares	9	31	25	56	8	110	146	80
40	Troy Cordingley	11	11	31	42	2	62	78	57
22	Travis Kilgour	12	18	23	41	8	64	76	38
16	Rich Kilgour	12	13	26	39	14	66	96	78
24	Jason Luke	11	12	18	30	19	46	58	77
44	Dean Cecconi	12	10	12	22	24	19	28	34
13	John Rosa	11	6	9	15	15	12	15	68
92	Dallas Squire	8	7	6	13	2	31	43	35
10	Mike Hasen	12	2	8	10	17	11	17	33
31	Pat O'Toole	8	0	9	9	0	0	0	81
4	Tom Phair	9	3	5	8	40	23	25	23
25	Nick Trudeau	8	5	1	6	13	20	22	1
5	Steve Fannell	12	3	4	7	26	6	8	49
88	Jason Henhawk	3	4	1	5	0	11	15	6
20	Shaydon Santos	12	3	2	5	16	8	10	31
12	Casey Zaph	3	1	1	2	2	6	7	6
55	Clay Squire	6	0	2	2	13	4	5	19
1	Ross Cowie	9	0	2	2	4	0	0	18
94	Ryan Sanderson	10	0	2	2	6	0	0	18
91	Chris Clark	2	0	1	1	0	1	1	3
89	Derek Graham	1	0	0	0	2	2	2	2
9	Bob Henry	3	0	0	0	7	1	1	8
33	Chris Levis	3	0	0	0	0	0	0	5

#	GOALTENDERS	GP	MIN	W	L	GA	GAA	SV	SV%
31	Pat O'Toole	8	369:00	4	3	78	12.68	211	.730
1	Ross Cowie	9	322:00	1	3	83	15.45	199	.705
33	Chris Levis	3	31:00	1	0	10	19.23	15	.600

PLAYOFF SCORING 1998

#	PLAYER	GP	G	A	PTS	PIM	SOG	S	LB
40	Troy Cordingley	1	3	4	7	0	7	8	2
11	John Tavares	1	2	5	7	0	9	11	9
43	Darris Kilgour	1	4	2	6	6	8	8	2
22	Travis Kilgour	1	2	2	4	0	5	6	5
16	Rich Kilgour	1	1	2	3	0	5	6	3
13	John Rosa	1	0	2	2	0	0	0	9
24	Jason Luke	1	0	1	1	4	1	3	9
31	Pat O'Toole	1	0	1	1	0	0	0	11
94	Ryan Sanderson	1	0	1	1	2	1	1	2
44	Dean Cecconi	1	0	0	0	0	7	8	5
92	Dallas Squire	1	0	0	0	2	1	1	1
10	Mike Hasen	1	0	0	0	2	0	0	1
26	Nick Trudeau	1	0	0	0	0	2	2	0
5	Steve Fannell	1	0	0	0	0	0	0	2
21	Shaydon Santos	1	0	0	0	2	0	0	1
1	Ross Cowie	1	0	0	0	4	0	0	1
9	Bob Henry	1	0	0	0	2	0	0	3

#	GOALTENDERS	GP	MIN	W	L	GA	GAA	SV	SV%
31	Pat O'Toole	1	57:00	0	1	15	15.78	40	.727
1	Ross Cowie	1	3:00	0	0	2	400.00	2	.500

BUFFALO 2015 BANDITS MEDIA GUIDE

YEAR-BY-YEAR STATS

REGULAR SEASON SCORING 1999

#	PLAYER	GP	G	A	PTS	PIM	SOG	S	LB
11	John Tavares	12	33	34	67	35	129	157	112
40	Troy Cordingley	10	11	22	33	4	47	12	56
12	Jamie Batley	12	12	19	31	17	46	66	58
16	Rich Kilgour	12	7	23	30	28	52	74	56
22	Travis Kilgour	11	16	13	29	18	54	78	47
43	Darris Kilgour	8	13	16	29	24	55	76	40
53	Chris Panos	8	16	9	25	9	38	50	36
21	Neil Doddridge	11	11	13	24	41	27	43	73
13	John Rosa	12	4	18	22	16	10	15	99
8	Craig Stevenson	6	9	7	16	0	28	9	38
20	Shaydon Santos	11	5	7	12	10	14	5	42
44	Steve Kisslinger	3	4	5	9	2	9	17	18
55	Chris Driscoll	2	3	6	9	0	12	16	17
48	Marty O'Neill	8	0	8	8	6	0	0	82
44	Dean Cecconi	5	4	2	6	6	11	15	18
18	Cam Bomberry	4	2	4	6	0	10	14	11
24	Matt Steinwald	5	2	4	6	2	15	16	22
19	Andy Ogilvie	4	1	5	6	19	8	13	19
4	Brian Silcott	9	0	6	6	2	4	5	39
5	Steve Fannell	12	0	6	6	13	3	3	53
6	Mike Benedict	3	2	3	5	0	18	24	11
1	Matt Disher	6	0	3	3	0	0	0	91
23	Bob Fisher	1	1	1	2	0	5	5	3
33	Brent Rothfuss	2	1	1	2	0	2	2	4
10	Mike Hasen	4	0	2	2	2	1	3	10
28	Jim Vilneff	4	0	2	2	0	1	3	11
98	Mike Mooradian	2	1	0	1	2	3	6	1
2	Ryan McDermott	1	0	1	1	0	3	3	6
34	Chris Clark	1	0	0	0	2	1	1	2
14	Tim Bomberry	2	0	0	0	2	1	1	1
9	Bob Henry	4	0	0	0	8	1	1	1

#	GOALTENDERS	GP	MIN	W	L	GA	GAA	SV	SV%
1	Matt Disher	6	331:00	1	5	85	16.44	257	.751
48	Marty O'Neill	8	385:00	3	3	90	14.01	256	.739

BUFFALO 2015 BANDITS MEDIA GUIDE

YEAR-BY-YEAR STATS

REGULAR SEASON SCORING 2000

#	PLAYER	GP	G	A	PTS	PIM	SOG	S	LB
11	John Tavares	12	34	49	83	10	105	156	123
18	Derek Malawsky	12	28	33	61	25	95	125	109
44	Mike Accursi	12	30	18	48	14	89	120	79
51	Shawn Williams	10	21	19	40	4	75	98	68
7	Chris Prat	12	20	15	35	14	55	78	64
93	Chris Driscoll	9	12	23	35	6	54	73	46
17	D'Arcy Sweet	12	15	15	30	21	51	69	95
42	Pat Maddalena	11	12	11	23	8	46	66	52
10	Andy Ogilive	10	1	14	15	59	7	11	79
16	Rich Kilgour	12	4	9	13	6	15	23	51
4	Mario Lopez	5	6	5	11	6	12	16	26
1	Matt Disher	11	0	11	11	0	0	0	115
22	Travis Kilgour	7	4	6	10	0	11	17	36
24	Chris Seller	10	2	8	10	2	13	26	66
27	Kyle Couling	12	4	3	7	32	8	12	57
20	Shaydon Santos	11	3	4	7	32	13	14	51
66	Scott Hochstadt	4	3	3	6	0	6	11	15
88	Rich Catton	7	2	3	5	4	4	4	17
8	Craig Stevenson	8	1	2	3	4	20	30	24
48	Marty O'Neill	5	0	3	3	0	0	0	34
33	Kevin Brunsch	3	0	1	1	0	1	2	13
14	Shane Wannamaker	1	0	0	0	0	0	0	0

#	GOALTENDERS	GP	MIN	W	L	GA	GAA	SV	SV%
1	Matt Disher	11	522:33	6	3	151	17.35	381	.716
48	Marty O'Neill	5	161:00	2	1	43	16.04	92	.681

PLAYOFF SCORING 2000

#	PLAYER	GP	G	A	PTS	PIM	SOG	S	LB
7	Chris Prat	1	3	1	4	0	8	12	5
44	Mike Accursi	1	2	2	4	0	11	18	12
18	Derek Malawsky	1	1	3	4	6	8	15	12
8	Craig Stevenson	1	3	0	3	0	3	7	5
11	John Tavares	1	2	1	3	0	10	11	18
17	D'Arcy Sweet	1	0	3	3	0	1	2	14
16	Rich Kilgour	1	1	1	2	2	2	4	4
10	Andy Ogilive	1	0	1	1	4	0	0	9
4	Mario Lopez	1	0	0	0	2	2	3	4
22	Travis Kilgour	1	0	0	0	2	1	1	2
24	Chris Seller	1	0	0	0	0	0	1	6
27	Kyle Couling	1	0	0	0	2	2	2	3
20	Shaydon Santos	1	0	0	0	2	0	0	3
88	Rich Catton	1	0	0	0	2	0	0	4
51	Shawn Williams	1	0	0	0	0	0	0	6

#	GOALTENDERS	GP	MIN	W	L	GA	GAA	SV	SV%
48	Marty O'Neill	1	45:30	0	1	8	10.67	24	.750
1	Matt Disher	1	14:30	0	0	5	21.74	7	.583

BUFFALO 2015 BANDITS MEDIA GUIDE



YEAR-BY-YEAR STATS

REGULAR SEASON SCORING 2001

#	PLAYER	GP	G	A	PTS	PIM	SOG	S	LB
11	John Tavares	14	51	64	115	14	144	186	159
51	Shawn Williams	14	46	31	77	0	134	172	100
18	Derek Malawsky	12	23	47	70	12	93	118	81
44	Mike Accursi	14	29	25	54	18	94	122	94
93	Chris Driscoll	12	18	22	40	8	68	152	46
42	Pat Maddalena	14	24	13	37	4	69	160	94
17	D'Arcy Sweet	14	14	22	36	10	48	127	97
2	Ryan Powell	13	17	18	35	14	59	86	56
16	Rich Kilgour	14	12	10	22	28	42	55	95
10	Andy Ogilvie	13	1	11	12	51	3	14	88
24	Chris Seller	12	3	7	10	8	23	40	64
6	Rob Kirkby	12	2	8	10	24	13	22	62
90	Phil Wetherup	12	0	9	9	2	0	2	109
48	Derek Collins	5	0	7	7	0	0	0	48
88	Rich Catton	14	2	5	7	30	10	12	44
27	Kyle Couling	14	2	3	5	26	4	6	42
21	Ted Dowling	4	1	4	5	41	8	18	17
77	Brandon Piccarreto	7	0	4	4	4	1	1	31
19	Andy Dudun	2	1	1	2	2	4	4	1
55	Jamie Hackel	4	1	1	2	4	1	2	7
39	Bill Warder	5	1	1	2	10	6	8	14
40	Scott Komer	6	0	2	2	0	0	0	28
8	Sean Holmes	1	0	0	0	0	0	0	1
56	Scott Self	1	0	0	0	2	2	2	1

#	GOALTENDERS	GP	MIN	W	L	GA	GAA	SV	SV%
90	Phil Wetherup	12	479:56	6	4	126	15.78	318	.716
48	Derek Collins	5	195:51	1	2	48	14.77	122	.717
40	Scott Komer	6	157:29	1	0	44	16.79	85	.659

BUFFALO 2015 BANDITS MEDIA GUIDE

YEAR-BY-YEAR STATS

REGULAR SEASON SCORING 2002

#	PLAYER	GP	G	A	PTS	PIM	SOG	S	LB
11	John Tavares	16	42	46	88	12	163	210	145
44	Mike Accursi	16	26	20	46	20	102	135	96
23	Pat McCready	16	16	24	40	13	55	68	173
36	Randy Mearns	15	14	24	38	4	50	62	66
42	Pat Maddalena	15	22	14	36	2	81	105	52
16	Rich Kilgour	15	6	22	28	29	38	59	53
22	Ryan Powell	11	13	13	26	5	55	70	52
3	Roy Colsey	6	11	8	19	4	67	89	35
27	Kyle Couling	16	4	15	19	34	12	19	94
32	Chris Langdale	16	3	14	17	32	11	18	60
25	Jonas Derks	5	11	4	15	4	24	32	23
10	Andy Ogilvie	7	3	12	15	16	12	17	69
24	Chris Seller	15	5	8	13	4	30	44	60
30	Steve Dietrich	15	0	12	12	0	0	0	156
13	Marc Landriault	1	2	4	6	0	5	7	4
26	Craig Gelsvik	12	1	4	5	32	4	4	66
15	Kevin Howard	5	1	3	4	2	17	22	10
18	Randy Fraser	4	1	1	2	4	6	8	16
55	Jamie Hackel	10	1	0	1	23	4	4	20
33	Ken Montour	6	0	1	1	0	0	0	24
9	Bob Henry	8	0	0	0	15	0	0	14
33	Chris Levis	10	0	0	0	0	0	0	29

#	GOALTENDERS	GP	MIN	W	L	GA	GAA	SV	SV%
30	Steve Dietrich	15	845:12	7	7	174	12.34	586	.771
33	Ken Montour	6	62:00	1	0	22	21.36	46	.676
33	Chris Levis	10	58:00	0	0	16	16.36	28	.636

BUFFALO 2015 BANDITS MEDIA GUIDE

YEAR-BY-YEAR STATS

REGULAR SEASON SCORING 2003

#	PLAYER	GP	G	A	PTS	PIM	SOG	S	LB
11	John Tavares	16	49	58	107	25	157	202	155
13	Jonas Derks	16	33	28	61	38	110	146	91
54	Jason Crosby	16	25	35	60	14	87	118	103
44	Mike Accursi	15	35	20	55	18	134	176	85
84	Kerry Susheski	15	16	22	38	46	55	89	84
16	Rich Kilgour	16	8	26	34	10	45	69	64
9	Mark Steenhuis	15	16	17	33	35	59	78	128
23	Pat McCready	5	14	15	29	29	48	55	118
49	Aime Caines	15	14	14	28	10	59	87	54
12	Lindsay Plunkett	6	6	9	15	4	25	37	23
34	Duane Jacobs	7	5	7	12	6	21	32	16
30	Steve Dietrich	15	0	10	10	0	0	0	165
24	Chris Seller	14	2	6	8	16	15	23	90
26	Craig Gelsvik	15	0	6	6	41	2	2	64
32	Chris Langdale	14	1	5	6	22	7	7	57
10	Andy Ogilvie	10	1	5	6	56	8	9	55
27	Kyle Couling	15	1	3	4	25	7	12	82
3	Billy Dee Smith	7	2	1	3	46	5	8	24
47	Peter Tavares	2	1	2	3	0	9	12	6
19	Kelly Sullivan	3	2	0	2	4	6	9	9
18	Randy Fraser	3	0	1	1	2	0	1	10
2	Ray Guze	1	0	1	1	0	0	0	5
55	Jamie Hackel	7	0	1	1	35	3	4	22
31	Corey Quinn	7	0	1	1	5	0	0	31

#	GOALTENDERS	GP	MIN	W	L	GA	GAA	SV	SV%
30	Steve Dietrich	15	838:16	11	3	162	11.60	480	.747
31	Corey Quinn	7	121:35	1	1	25	12.18	77	.754

PLAYOFF SCORING 2003

#	PLAYER	GP	G	A	PTS	PIM	SOG	S	LB
11	John Tavares	2	5	8	13	0	19	27	16
54	Jason Crosby	2	3	9	12	7	10	11	6
44	Mike Accursi	2	7	2	9	2	20	28	13
13	Jonas Derks	2	4	3	7	0	16	18	12
34	Duane Jacobs	2	3	2	5	0	6	10	5
49	Aime Caines	2	3	1	4	0	8	14	8
23	Pat McCready	2	1	3	4	2	7	10	13
84	Kerry Susheski	2	1	3	4	2	6	9	5
16	Rich Kilgour	2	1	2	3	4	2	5	6
26	Craig Gelsvik	2	0	3	3	2	1	1	7
9	Mark Steenhuis	2	1	1	2	2	6	7	24
27	Kyle Couling	2	0	2	2	0	2	2	12
24	Chris Seller	2	0	2	2	0	3	3	9
31	Corey Quinn	2	0	2	2	0	0	0	37
10	Andy Ogilvie	2	0	1	1	4	0	0	12
32	Chris Langdale	2	0	0	0	4	0	0	8
30	Steve Dietrich	1	0	0	0	0	0	0	0
18	Randy Fraser	2	0	0	0	4	0	0	4

#	GOALTENDERS	GP	MIN	W	L	GA	GAA	SV	SV%
30	Steve Dietrich	0	0:00	0	0	0	0.00	0	.000
31	Corey Quinn	2	118:14	1	0	24	12.18	83	.775

BUFFALO 2015 BANDITS MEDIA GUIDE

YEAR-BY-YEAR STATS

REGULAR SEASON SCORING 2004

#	PLAYER	GP	G	A	PTS	PIM	SOG	S	LB
11	John Tavares	16	49	44	93	25	159	212	118
44	Mike Accursi	16	26	28	54	18	122	167	87
13	Jonas Derks	15	24	30	54	6	96	133	88
9	Mark Steenhuis	16	27	17	44	20	75	98	129
19	Jason Clark	16	14	25	39	4	75	96	65
54	Jason Crosbie	16	19	19	38	14	74	99	81
23	Pat McCready	16	6	20	26	36	21	32	166
8	AJ Shannon	16	9	15	24	9	38	63	71
6	Neal Powless	11	9	10	19	4	35	47	28
49	Aime Caines	7	6	7	13	11	20	25	25
30	Steve Dietrich	12	0	12	12	0	0	0	47
84	Kerry Susheski	3	4	3	7	13	15	17	14
16	Rich Kilgour	13	1	6	7	22	6	9	51
20	Andy Ogilvie	3	2	3	5	34	3	5	24
3	Billy Dee Smith	15	2	2	4	56	8	12	40
63	Thomas Montour	3	1	3	4	0	8	5	17
27	Kyle Couling	12	0	4	4	17	0	1	45
85	Derek General	11	0	4	4	5	0	0	24
97	Bryan Kazarian	4	2	1	3	2	9	12	13
25	Drew Candy	11	2	1	3	54	6	6	15
33	Roy Colsey	2	1	1	2	2	9	18	10
90	Mike Hominuck	2	1	1	2	0	7	8	11
32	Chris Langdale	12	0	2	2	42	2	2	36
17	Kyle Laverty	13	0	2	2	63	1	1	33
18	Randy Fraser	6	0	1	1	15	2	2	12
22	Ryan Powell	1	0	1	1	2	0	1	5
10	Darren Mutch	6	0	0	0	14	3	3	20
31	Corey Quinn	3	0	0	0	0	0	0	0
26	Greg Floris	1	0	0	0	0	0	0	4

#	GOALTENDERS	GP	MIN	W	L	GA	GAA	SV	SV%
30	Steve Dietrich	12	483:29	5	4	91	11.30	313	.775
85	Derek General	11	488:03	3	4	106	13.04	316	.748

PLAYOFF SCORING 2004

#	PLAYER	GP	G	A	PTS	PIM	SOG	S	LB
11	John Tavares	3	7	13	20	4	24	33	21
13	Jonas Derks	3	9	6	15	2	18	23	9
44	Mike Accursi	3	6	7	13	2	30	37	16
9	Mark Steenhuis	3	7	4	11	2	27	32	36
54	Jason Crosbie	3	2	8	10	4	11	16	8
8	AJ Shannon	3	4	5	9	2	8	12	11
19	Jason Clark	3	3	2	5	0	7	8	6
97	Bryan Kazarian	3	1	4	5	2	6	7	10
23	Pat McCready	3	2	2	4	0	9	10	24
16	Rich Kilgour	3	1	3	4	8	1	1	11
6	Neal Powless	3	1	2	3	0	3	6	4
30	Steve Dietrich	3	0	3	3	0	0	0	7
17	Kyle Laverty	3	0	2	2	0	1	1	15
20	Andy Ogilvie	3	0	1	1	6	3	5	23
3	Billy Dee Smith	3	0	1	1	4	0	0	11
32	Chris Langdale	3	0	0	0	6	0	1	6
27	Kyle Couling	3	0	0	0	11	1	1	10
85	Derek General	3	0	0	0	0	0	0	0

#	GOALTENDERS	GP	MIN	W	L	GA	GAA	SV	SV%
30	Steve Dietrich	3	174:16	2	1	32	11.03	129	.801
85	Derek General	1	5:44	0	0	1	12.50	3	.750

BUFFALO 2015 BANDITS MEDIA GUIDE

YEAR-BY-YEAR STATS

REGULAR SEASON SCORING 2005

#	PLAYER	GP	G	A	PTS	PIM	PPG	SHG	GWG	LB	SHOTS	SPCT	SOG	FO
11	John Tavares	16	43	59	102	9	13	1	2	126	245	.176	184	0-0
15	Dan Teat	16	26	39	65	24	7	1	1	84	136	.191	105	1-5
9	Mark Steenhuis	16	34	28	62	23	1	3	1	141	145	.234	114	7-10
54	Jason Crosbie	14	20	30	50	10	5	0	1	69	69	.290	56	60-159
99	Delby Powless	13	20	24	44	4	2	0	2	57	104	.192	73	25-58
8	A.J. Shannon	16	25	15	40	8	6	0	3	78	132	.189	100	0-0
49	Amie Caines	13	13	15	28	10	3	0	0	33	67	.194	55	0-0
23	Pat McCready	7	16	23	44	0	0	0	0	77	30	.233	21	0-1
97	Bryan Kazarian	13	1	17	18	20	0	0	0	53	34	.029	26	0-0
90	Mike Hominuck	8	5	7	12	2	0	0	0	36	47	.106	33	0-0
7	Jon Harasym	7	4	7	11	4	1	0	0	43	32	.125	23	0-0
27	Kyle Couling	14	1	8	9	15	0	0	0	54	4	.250	3	0-1
63	Thomas Montour	4	4	4	8	2	0	0	0	24	23	.174	181	5-32
13	Jonas Derks	3	3	5	8	2	0	0	0	12	23	.130	18	7-13
17	Kyle Laverty	16	2	5	7	51	0	0	0	51	6	.333	6	0-0
16	Rich Kilgour	11	2	4	6	18	0	1	0	52	6	.333	3	41-132
5	Clay Hill	16	1	5	6	12	1	0	0	62	15	.067	15	3-11
85	Derek General	8	0	5	5	0	0	0	0	0	0	.000	0	0-0
3	Billy Dee Smith	16	3	1	4	60	0	1	1	37	11	.273	9	0-0
26	Greg Floris	6	1	2	3	6	0	0	0	18	1	1.000	1	0-0
30	Steve Dietrich	15	0	3	3	0	0	0	0	7	0	.000	0	0-0
25	Drew Candy	5	0	3	3	11	0	0	0	10	2	.000	1	0-1
14	Kyle Jamieson	4	1	1	2	0	0	0	0	19	1	1.000	1	4-13
19	Tyler Francey	9	1	0	1	30	0	0	0	38	2	.500	2	6-10
6	Chris White	7	0	1	1	17	0	0	0	22	0	.000	0	0-0

#	GOALTENDERS	GP	MIN	W	L	GA	GAA	SV	SV%
30	Steve Dietrich	15	450:00	9	4	137	10.96	511	.789
85	Derek General	8	409:00	2	1	46	13.19	117	.718

PLAYOFF SCORING 2005

#	PLAYER	GP	G	A	PTS	PIM	PPG	SHG	GWG	LB	SHOTS	SPCT	SOG	FO
9	Steenhuis, Mark	1	5	1	6	0	0	1	0	7	12	.417	9	0-0
8	Shannon, A.J.	1	3	2	5	0	1	0	0	10	7	.429	6	0-0
11	Tavares, John	1	2	3	5	0	1	0	0	9	18	.111	11	0-0
99	Powless, Delby	1	1	4	5	0	0	0	0	2	10	.100	6	0-0
23	McCready, Pat	1	1	2	3	2	1	0	0	9	2	.500	1	0-0
54	Crosbie, Jason	1	0	3	3	0	0	0	0	10	4	.000	1	9-27
15	Teat, Dan	1	1	1	2	0	1	0	0	3	5	.200	3	0-0
49	Caines, Aime	1	1	0	1	0	0	0	0	1	6	.167	4	0-0
63	Montour, Thomas	1	0	1	1	0	0	0	0	3	3	.00	1	0-0
3	Smith, Billy Dee	1	0	0	0	4	0	0	0	1	0	.000	0	0-0
5	Hill, Clay	1	0	0	0	0	0	0	0	5	0	.000	0	0-0
6	White, Chris	1	0	0	0	2	0	0	0	2	0	.000	0	0-0
16	Kilgour, Rich	1	0	0	0	0	0	0	0	2	1	.000	1	2-10
17	Laverty, Kyle	1	0	0	0	2	0	0	0	3	1	.000	1	0-0
27	Couling, Kyle	1	0	0	0	2	0	0	0	3	1	.000	0	0-0
30	Dietrich, Steve	1	0	0	0	0	0	0	0	0	0	.000	0	0-0
85	General, Derek	1	0	0	0	2	0	0	0	0	0	.000	0	0-0
97	Kazarian, Bryan	1	0	0	0	2	0	0	0	3	1	.000	1	0-0
7	Harasym, Jon	0	0	0	0	0	0	0	0	0	0	.000	0	0-0
19	Francey, Tyler	0	0	0	0	0	0	0	0	0	0	.000	0	0-0
25	Candy, Drew	0	0	0	0	0	0	0	0	0	0	.000	0	0-0
26	Floris, Greg	0	0	0	0	0	0	0	0	0	0	.000	0	0-0
90	Hominuck, Mike	0	0	0	0	0	0	0	0	0	0	.000	0	0-0
x	Jamieson, Kyle	0	0	0	0	0	0	0	0	0	0	.000	0	0-0

#	GOALTENDERS	GP	MIN	W	L	GA	GAA	SV	SV%
30	Steve Dietrich	1	45:13	0	1	15	19.90	21	.583
85	Derek General	1	13:10	0	0	4	18.23	7	.636

BUFFALO 2015 BANDITS MEDIA GUIDE

YEAR-BY-YEAR STATS

REGULAR SEASON SCORING 2006

#	PLAYER	GP	G	A	PTS	PIM	PPG	SHG	GWG	LB	SHOTS	SPCT	SOG	FO
11	John Tavares	16	32	53	85	12	7	1	1	95	177	.181	133	0-0
9	Mark Steenhuis	15	34	23	57	22	8	4	4	144	181	.188	147	0-1
15	Dan Teat	15	27	29	56	10	11	0	2	50	102	.265	87	0-0
72	Cory Bomberry	15	21	27	48	22	11	0	2	89	91	.231	69	142-310
99	Delby Powless	15	12	33	45	10	1	2	0	64	91	.132	64	8-25
23	Pat McCready	15	11	15	26	36	0	2	0	154	49	.224	37	0-0
93	Kim Squire	12	13	10	23	12	3	0	1	43	92	.141	71	0-0
8	A.J. Shannon	9	7	16	23	2	2	1	0	44	47	.149	30	0-0
12	Lindsay Plunkett	7	9	9	18	4	2	0	1	21	52	.173	39	0-0
81	Roger Vyse	6	7	8	15	0	1	0	1	26	30	.233	24	0-0
54	Jason Crosbie	7	6	8	14	6	2	0	0	26	27	.222	18	13-51
7	Jon Harasym	9	3	7	10	6	2	0	0	29	26	.115	16	0-0
16	Rich Kilgour	15	2	7	9	8	0	1	0	62	7	.286	6	10-39
6	Chris White	16	0	8	8	51	0	0	0	58	5	.000	2	0-0
30	Steve Dietrich	15	0	7	7	0	0	0	0	13	0	.000	0	0-0
3	Billy Dee Smith	11	5	1	6	45	0	0	0	42	17	.294	15	0-0
27	Kyle Couling	14	2	4	6	26	0	0	0	64	12	.167	9	0-0
5	Clay Hill	11	2	3	5	4	0	0	0	52	11	.182	9	0-1
17	Kyle Laverty	16	0	5	5	46	0	0	0	74	6	.000	4	0-0
32	Chris Langdale	12	0	4	4	6	0	0	0	24	0	.000	0	0-0
97	Bryan Kazarian	11	0	4	4	10	0	0	0	44	11	.000	7	1-2
2	Troy Bonterre	7	0	2	2	38	0	0	0	22	3	.000	1	0-0
29	Ken Montour	4	0	2	2	0	0	0	0	1	0	.000	0	0-0
60	Ryan Avery	3	0	1	1	0	0	0	0	0	0	.000	0	0-0
77	Jeff Shattler	1	0	1	1	0	0	0	0	3	2	.000	2	0-0
12	Kyle Schmelzie	1	0	0	0	0	0	0	0	6	0	.000	0	0-0

#	GOALTENDERS	GP	MIN	W	L	GA	GAA	SV	SV%
30	Steve Dietrich	15	812:34	10	4	135	9.97	568	.808
29	Ken Montour	4	116:48	1	1	25	12.84	86	.775
60	Ryan Avery	3	30:00	0	0	6	12.00	24	.800

PLAYOFF SCORING 2006

#	PLAYER	GP	G	A	PTS	PIM	PPG	SHG	GWG	LB	SHOTS	SPCT	SOG	FO
99	Delby Powless	3	3	12	15	2	1	0	0	8	12	.250	9	0-0
72	Cory Bomberry	3	3	9	12	5	1	0	0	17	24	.125	16	28-60
11	John Tavares	3	7	4	11	0	1	1	0	13	25	.280	20	0-0
81	Roger Vyse	3	3	6	9	2	1	0	0	9	10	.300	8	0-0
9	Mark Steenhuis	3	5	3	8	0	0	0	2	17	37	.135	27	0-0
15	Dan Teat	3	5	3	8	2	1	1	0	16	20	.250	16	0-0
54	Jason Crosbie	3	3	4	7	0	1	0	0	7	13	.231	10	5-9
93	Kim Squire	3	2	2	4	10	0	0	0	7	19	.105	15	0-0
23	Pat McCready	3	1	3	4	0	0	0	0	27	12	.083	9	0-1
3	Billy Dee Smith	3	1	2	3	25	0	0	0	8	4	.250	4	0-0
2	Troy Bonterre	3	2	0	2	4	0	1	0	3	2	1.000	2	0-0
6	Chris White	3	0	2	2	10	0	0	0	11	1	.000	1	0-0
16	Rich Kilgour	3	0	2	2	4	0	0	0	8	1	.000	0	4-13
27	Kyle Couling	3	0	2	2	2	0	0	0	14	4	.000	2	0-0
30	Steve Dietrich	3	0	2	2	0	0	0	0	0	0	.000	0	0-0
17	Kyle Laverty	3	0	1	1	6	0	0	0	12	1	.000	1	0-0
32	Chris Langdale	3	0	0	0	2	0	0	0	3	0	.000	0	0-0
29	Ken Montour	1	0	0	0	0	0	0	0	0	0	.000	0	0-0

#	GOALTENDERS	GP	MIN	W	L	GA	GAA	SV	SV%
29	Ken Montour	1	17:47	0	1	2	6.75	12	.857
30	Steve Dietrich	3	162:13	2	0	34	12.58	127	.789

BUFFALO 2015 BANDITS MEDIA GUIDE

YEAR-BY-YEAR STATS

REGULAR SEASON SCORING 2007

#	PLAYER	GP	G	A	PTS	PIM	PPG	SHG	GWG	LB	SHOTS	SPCT	SOG	FO
11	John Tavares	15	42	61	103	6	9	2	5	77	161	.261	124	0-0
51	Kevin Dostie	16	29	33	62	15	4	1	3	96	157	.185	112	2-2
15	Dan Teat	16	20	30	50	14	8	0	1	64	113	.177	94	0-0
9	Mark Steenhuis	15	25	24	49	4	4	1	0	108	122	.205	192	2-14
72	Cory Bomberry	15	16	33	49	13	9	0	2	46	85	.188	58	9-21
99	Delby Powless	15	21	22	43	4	11	0	1	50	93	.226	68	9-21
26	Brett Bucktooth	11	12	14	26	14	1	1	0	57	69	.174	46	19-48
54	Jason Crosbie	12	11	14	25	8	2	0	0	53	61	.180	44	57-145
81	Roger Vyse	12	12	12	24	0	2	0	0	46	77	.156	53	0-0
10	Pat McCready	13	5	18	23	25	0	0	0	126	33	.152	22	0-2
16	Rich Kilgour	13	4	8	12	10	0	0	0	34	6	.667	5	6-53
17	Kyle Laverty	15	4	6	10	66	1	0	0	81	9	.444	8	0-0
5	Clay Hill	16	1	7	8	4	0	0	0	60	13	.077	11	0-0
3	Billy Dee Smith	14	0	8	8	29	0	0	0	40	4	.000	4	0-1
6	Chris White	15	0	5	5	51	0	0	0	39	3	.000	3	0-1
30	Steve Dietrich	9	0	5	5	0	0	0	0	3	0	.000	0	0-0
18	Phil Sanderson	6	2	2	4	0	0	0	0	35	5	.400	5	0-1
19	Brenden Thenhaus	4	2	2	4	2	1	0	0	12	14	.143	12	0-0
27	Kyle Couling	16	1	3	4	26	0	0	0	77	6	.167	4	0-0
66	Mike Thompson	10	0	2	2	0	0	0	0	7	0	.000	0	0-0
21	Daryl Seymour	7	0	1	1	4	0	0	0	6	1	.000	0	0-0
2	Troy Bonterre	8	0	0	0	54	0	0	0	10	1	.000	1	0-0
86	Daniel Sams	1	0	0	0	0	0	0	0	0	0	.000	0	0-0

#	GOALTENDERS	GP	MIN	W	L	GA	GAA	SV	SV%
30	Steve Dietrich	9	431:22	5	2	83	11.54	290	.777
66	Mike Thompson	10	511:39	5	4	103	12.08	324	.759
86	Daniel Sams	1	15:00	0	0	2	8.00	7	.788

PLAYOFF SCORING 2007

#	PLAYER	GP	G	A	PTS	PIM	PPG	SHG	GWG	LB	SHOTS	SPCT	SOG	FO
11	John Tavares	2	5	5	10	2	0	0	1	12	24	.208	20	0-0
51	Kevin Dostie	2	5	3	10	0	2	0	0	10	25	.200	18	0-0
99	Delby Powless	2	2	6	8	2	0	0	0	9	14	.143	12	0-0
15	Dan Teat	2	2	3	5	0	1	0	0	10	15	.133	11	0-0
26	Brett Bucktooth	2	3	2	5	2	0	1	0	6	12	.250	9	0-0
72	Cory Bomberry	2	2	3	5	0	1	0	0	10	15	.133	10	10-20
56	Jason Crosbie	2	3	1	4	0	0	1	0	5	14	.214	10	15-33
5	Clay Hill	2	1	3	4	0	0	0	0	14	1	1.000	1	0-0
6	Chris White	2	0	3	3	6	0	0	0	8	0	.000	0	0-0
9	Mark Steenhuis	2	2	1	3	2	0	0	0	13	20	.100	15	0-0
10	Pat McCready	2	1	1	2	2	0	0	0	11	4	.250	4	0-0
16	Rich Kilgour	2	1	1	2	0	0	1	0	10	2	.500	1	0-2
66	Mike Thompson	2	0	2	2	0	0	0	0	0	0	.000	0	0-0
18	Phil Sanderson	2	0	1	1	0	0	0	0	8	0	.000	0	1-2
3	Billy Dee Smith	2	0	0	0	2	0	0	0	6	0	.000	0	0-0
17	Kyle Laverty	2	0	0	0	2	0	0	0	12	1	.000	0	0-0
27	Kyle Couling	2	0	0	0	0	0	0	0	8	0	.000	0	0-0

#	GOALTENDERS	GP	MIN	W	L	GA	GAA	SV	SV%
66	Mike Thompson	2	119:36	1	1	21	10.54	90	.811
30	Steve Dietrich	0	0:00	0	0	0	0.00	0	.000

BUFFALO 2015 BANDITS MEDIA GUIDE

YEAR-BY-YEAR STATS

REGULAR SEASON SCORING 2008

#	PLAYER	GP	G	A	PTS	PIM	PPG	SHG	GWG	LB	SHOTS	SPCT	SOG	FO
11	John Tavares	16	29	58	87	23	11	4	1	91	153	.190	121	0-0
9	Mark Steenhuis	15	34	41	75	27	4	1	3	121	183	.186	145	0-0
99	Delby Powless	16	18	37	55	10	6	1	1	29	81	.222	63	0-0
72	Cory Bomberry	16	17	38	55	10	6	2	2	59	91	.187	58	94-207
81	Roger Vyse	14	14	21	48	4	9	0	0	48	113	.186	80	0-0
51	Kevin Dostie	10	22	14	36	11	5	0	1	34	104	.212	69	0-0
15	Dan Teat	12	11	23	34	2	2	0	0	38	77	.143	55	0-1
10	Pat McCready	15	8	15	23	44	1	1	0	121	42	.190	32	0-0
2	Ian Llord	15	5	12	17	26	0	0	0	71	14	.357	12	0-0
5	Clay Hill	16	7	5	12	4	0	0	0	85	36	.194	30	0-0
3	Billy Dee Smith	14	7	2	9	58	0	0	0	57	30	.223	20	0-1
44	Mike Accursi	4	6	3	9	0	1	0	0	17	37	.162	27	8-16
17	Kyle Lavery	16	2	7	9	70	1	1	1	63	5	.400	3	0-0
26	Brett Bucktooth	4	4	3	7	4	0	0	0	8	23	.174	16	0-0
6	Chris White	16	3	4	7	59	0	1	0	50	6	.500	4	0-0
18	Phil Sanderson	16	0	7	7	20	0	0	0	92	7	.000	4	31-112
12	Brandon Swamp	8	2	4	6	11	0	0	0	27	8	.250	8	0-0
4	Andrew Lazore	2	3	2	5	0	1	1	0	5	13	.231	9	0-0
24	Kyle Schmelzle	8	2	3	5	9	0	0	0	27	7	.286	5	0-0
16	Rich Kilgour	15	1	3	4	28	1	0	0	29	7	.143	5	1-21
20	Rusty Kruger	3	1	2	3	15	0	0	1	6	5	.200	4	0-0
29	Ken Montour	10	0	3	3	0	0	0	0	4	0	.000	0	0-0
66	Mike Thompson	11	0	2	2	2	0	0	0	5	0	.000	0	0-0
14	Joe Smith	2	0	1	1	0	0	0	0	0	0	.000	0	0-0
84	Brandon Francis	3	0	0	0	0	0	0	0	9	5	.000	3	31-83
86	Daniel Sams	1	0	0	0	0	0	0	0	1	0	.000	0	0-0

#	GOALTENDERS	GP	MIN	W	L	GA	GAA	SV	SV%
29	Ken Montour	10	480:45	4	5	82	10.23	346	.808
66	Mike Thompson	14	421:36	5	1	83	11.81	266	.762
86	Daniel Sams	1	60:00	1	0	8	8.00	60	.882

PLAYOFF SCORING 2008

#	PLAYER	GP	G	A	PTS	PIM	PPG	SHG	GWG	LB	SHOTS	SPCT	SOG	FO
11	John Tavares	3	5	14	19	0	0	0	0	22	20	.250	17	0-0
9	Mark Steenhuis	3	12	5	17	6	2	0	1	23	42	.286	31	0-0
44	Mike Accursi	3	7	10	17	4	0	0	0	14	30	.233	19	0-1
51	Kevin Dostie	3	9	5	14	2	1	0	2	11	28	.321	18	0-0
81	Roger Vyse	3	2	11	13	0	0	0	0	17	20	.100	8	0-0
26	Brett Bucktooth	3	5	4	9	2	0	2	0	19	17	.294	12	0-1
10	Pat McCready	3	0	8	8	19	0	0	0	23	5	.000	4	0-0
99	Delby Powless	3	2	3	5	4	0	0	0	2	7	.286	5	0-0
3	Billy Dee Smith	3	4	0	4	2	0	1	0	16	6	.667	4	0-3
72	Cory Bomberry	3	3	1	4	4	1	0	0	8	16	.063	9	8-36
17	Kyle Lavery	3	0	2	2	6	0	0	0	11	0	.000	0	0-0
2	Ian Llord	3	0	1	1	28	0	0	0	10	0	.000	0	0-0
5	Clay Hill	3	0	1	1	2	0	0	0	9	0	.000	0	0-0
6	Chris White	3	0	1	1	2	0	0	0	14	0	.000	0	0-0
18	Phil Sanderson	3	0	1	1	4	0	0	0	19	1	.000	0	11-45
66	Mike Thompson	2	0	1	1	0	0	0	0	0	0	.000	0	0-0
16	Rich Kilgour	3	0	0	0	0	0	0	0	7	2	.000	2	0-10
29	Ken Montour	1	0	0	0	0	0	0	0	0	0	.000	0	0-0

#	GOALTENDERS	GP	MIN	W	L	GA	GAA	SV	SV%
66	Mike Thompson	2	120:00	2	0	25	12.50	85	.773
29	Ken Montour	1	60:00	1	0	12	12.00	41	.774

BUFFALO 2015 BANDITS MEDIA GUIDE

YEAR-BY-YEAR STATS

REGULAR SEASON SCORING 2009

#	PLAYER	GP	G	A	PTS	PIM	PPG	SHG	GWG	LB	SHOTS	SPCT	SOG	FO
9	Mark Steenhuis	16	51	50	101	24	3	2	3	117	254	.201	186	0-0
11	John Tavares	16	51	43	94	6	15	1	3	98	143	.357	117	0-0
44	Mike Accursi	16	30	30	60	4	6	1	0	66	152	.197	108	0-0
72	Cory Bomberry	15	15	36	51	11	6	0	0	46	99	.152	62	35-92
81	Roger Vyse	15	27	19	46	0	6	0	2	57	107	.252	76	0-0
19	Sean Greenhalgh	15	15	22	37	0	2	1	0	51	114	.132	82	0-0
51	Kevin Dostie	14	8	18	26	4	1	1	1	28	51	.157	31	4-9
63	Thomas Montour	12	5	15	20	4	0	0	1	90	33	.152	25	0-0
10	Pat McCready	9	4	12	16	24	0	1	0	55	15	.267	11	0-0
28	Clay Hill	14	2	13	15	10	0	0	0	73	21	.095	19	0-0
8	Delby Powless	8	3	11	14	0	0	0	0	10	28	.107	22	0-0
3	Billy Dee Smith	13	5	7	12	33	0	0	0	47	16	.313	15	0-0
18	Phil Sanderson	16	1	11	12	15	0	0	0	137	4	.250	4	33-140
6	Chris White	16	0	8	8	47	0	0	0	66	3	.000	1	1-2
2	Ian Llord	14	1	6	7	23	0	0	0	50	7	.143	4	0-3
24	Kyle Schmelzle	10	2	4	6	6	0	0	0	46	4	.500	3	0-5
26	Brett Bucktooth	1	1	3	4	2	0	0	0	3	1	1.000	1	0-0
29	Ken Montour	12	0	4	4	0	0	0	0	0	0	.000	0	0-0
88	Cody Jacobs	2	1	2	3	0	1	0	0	5	10	.100	8	0-0
16	Rich Kilgour	6	0	3	3	5	0	0	0	19	0	.000	0	0-1
66	Mike Thompson	7	0	2	2	0	0	0	0	0	0	.000	0	0-0
14	Joe Smith	10	0	1	1	4	0	0	0	23	1	.000	0	0-0
84	Brandon Francis	9	0	1	1	40	0	0	0	32	0	.000	0	85-210
12	Brian Croswell	4	0	0	0	42	0	0	0	6	6	.000	6	0-0

#	GOALTENDERS	GP	MIN	W	L	GA	GAA	SV	SV%
29	Ken Montour	12	651:46	8	3	104	9.57	451	.813
66	Mike Thompson	7	313:49	2	3	66	12.62	208	.759

PLAYOFF SCORING 2009

#	PLAYER	GP	G	A	PTS	PIM	PPG	SHG	GWG	LB	SHOTS	SPCT	SOG	FO
11	John Tavares	2	2	6	8	0	0	1	0	10	19	.105	10	0-0
9	Mark Steenhuis	2	4	2	6	2	0	0	1	6	33	.121	26	0-0
19	Sean Greenhalgh	2	2	3	5	0	0	0	0	7	15	.133	9	0-0
72	Cory Bomberry	2	1	4	5	2	0	0	0	2	9	.111	6	1-6
44	Mike Accursi	2	2	2	4	2	1	0	0	9	19	.105	11	0-0
51	Kevin Dostie	2	1	1	2	0	1	0	0	4	11	.091	8	0-0
10	Pat McCready	2	0	2	2	6	0	0	0	16	5	.000	3	0-0
24	Kyle Schmelzle	2	1	0	1	2	0	0	0	5	1	1.000	1	4-26
63	Thomas Montour	2	1	0	1	2	0	0	0	10	5	.200	3	0-0
3	Billy Dee Smith	2	0	1	1	4	0	0	0	8	1	.000	1	0-0
14	Joe Smith	2	0	1	1	2	0	0	0	6	0	.000	0	0-0
28	Clay Hill	2	0	1	1	0	0	0	0	8	2	.000	1	0-0
81	Roger Vyse	2	0	1	1	2	0	0	0	4	13	.000	10	0-0
2	Ian Llord	2	0	0	0	8	0	0	0	8	0	.000	0	0-0
6	Chris White	2	0	0	0	2	0	0	0	4	1	.000	1	0-1
18	Phil Sanderson	2	0	0	0	5	0	0	0	12	0	.000	0	2-6
29	Ken Montour	2	0	0	0	0	0	0	0	0	0	.000	0	0-0
66	Mike Thompson	1	0	0	0	0	0	0	0	0	0	.000	0	0-0
8	Delby Powless	0	0	0	0	0	0	0	0	0	0	.000	0	0-0
12	Brian Croswell	0	0	0	0	0	0	0	0	0	0	.000	0	0-0
16	Rich Kilgour	0	0	0	0	0	0	0	0	0	0	.000	0	0-0
26	Brett Bucktooth	0	0	0	0	0	0	0	0	0	0	.000	0	0-0
84	Brandon Francis	0	0	0	0	0	0	0	0	0	0	.000	0	0-0

#	GOALTENDERS	GP	MIN	W	L	GA	GAA	SV	SV%
29	Ken Montour	2	104:24	1	1	16	9.20	74	.857
66	Mike Thompson	1	15:36	0	0	1	3.85	6	.822

BUFFALO 2015 BANDITS MEDIA GUIDE

YEAR-BY-YEAR STATS

REGULAR SEASON SCORING 2010

#	PLAYER	GP	G	A	PTS	PIM	PPG	SHG	GWG	LB	SHOTS	PTS/GM	SOG	FO
9	Mark Steenhuis	16	36	54	90	27	11	0	3	99	238	5.62	175	0-0
11	John Tavares	10	21	28	49	22	6	0	0	57	105	4.90	67	0-0
44	Mike Accursi	15	25	19	44	16	6	1	0	49	151	2.93	106	1-7
51	Kevin Dostie	13	16	17	33	0	6	0	0	43	86	2.54	66	2-6
26	Brett Bucktooth	16	16	11	27	13	3	2	0	63	61	1.69	49	0-0
81	Roger Vyse	8	9	18	27	4	0	2	0	31	59	3.38	45	0-0
5	Frank Resetarits	13	11	12	23	0	1	0	0	14	71	1.77	58	0-0
63	Tom Montour	14	9	12	21	26	0	2	0	112	27	1.50	24	0-12
22	Kyle Clancy	6	6	15	21	4	1	1	0	8	33	3.50	22	0-0
7	Jon Harasym	14	4	10	14	32	0	0	0	66	13	1.00	8	14-62
19	Sean Greenhalgh	6	3	9	12	5	0	0	0	13	38	2.00	19	0-0
15	Chris Corbeil	12	3	6	9	2	0	1	0	81	11	0.75	7	0-0
3	Billy Dee Smith	16	4	4	8	48	0	1	0	67	19	0.50	15	0-0
2	Ian Llord	12	1	7	8	53	0	0	0	44	6	0.67	6	0-0
65	Clay Hill	10	0	8	8	4	0	0	0	48	7	0.80	5	0-0
91	Darryl Gibson	11	0	8	8	21	0	0	0	35	3	0.73	3	0-0
23	Steve Priolo	9	0	7	7	22	0	0	0	22	2	0.78	2	0-1
24	Kyle Schmelzle	13	1	5	6	7	0	0	0	66	8	0.46	6	70-178
6	Chris White	14	0	6	6	13	0	0	0	67	4	0.43	3	0-0
93	Chris Driscoll	4	2	3	5	2	0	0	0	10	10	1.25	6	0-0
29	Ken Montour	7	0	4	4	0	0	0	0	7	0	0.57	0	0-0
66	Mike Thompson	8	0	4	4	0	0	0	0	3	0	0.50	0	0-0
18	AJ Shannon	3	1	2	3	2	0	0	0	7	17	1.00	14	0-0
84	Brandon Francis	10	1	2	3	53	0	0	0	13	8	0.30	7	56-138
55	Angus Goodleaf	4	0	2	2	2	0	0	0	2	0	0.50	0	0-0
14	Joe Smith	9	0	1	1	0	0	0	0	19	1	0.11	1	0-0
8	Delby Powless	1	0	0	0	0	0	0	0	3	3	0.00	2	0-0

#	GOALTENDERS	GP	MIN	W	L	GA	GAA	SV	SV%
66	Mike Thompson	11	387:03	5	1	64	9.92	271	.809
29	Ken Montour	7	385:33	2	4	70	10.89	260	.788
55	Angus Goodleaf	13	189:48	1	3	34	10.75	124	.785

PLAYOFF SCORING 2010

#	PLAYER	GP	G	A	PTS	PIM	PPG	SHG	GWG	LB	SHOTS	PTS/GM	SOG	FO
44	Mike Accursi	1	6	3	9	0	0	0	0	3	13	9.00	10	0-0
9	Mark Steenhuis	1	2	4	6	0	0	0	0	4	13	6.00	10	0-0
81	Roger Vyse	1	1	3	4	0	0	0	0	3	3	4.00	3	0-0
51	Kevin Dostie	1	0	4	4	0	0	0	0	6	2	4.00	1	0-0
26	Brett Bucktooth	1	2	1	3	0	0	0	0	1	8	3.00	4	0-0
11	John Tavares	1	0	2	2	0	0	0	0	5	9	2.00	8	0-0
7	Jon Harasym	1	0	1	1	0	0	0	0	6	1	1.00	1	0-0
3	Billy Dee Smith	1	0	1	1	2	0	0	0	6	0	1.00	0	0-0
15	Chris Corbeil	1	0	0	0	0	0	0	0	12	1	0.00	0	0-0
84	Brandon Francis	1	0	0	0	0	0	0	0	0	0	0.00	0	6-14
91	Darryl Gibson	1	0	0	0	0	0	0	0	5	0	0.00	0	0-0
55	Angus Goodleaf	1	0	0	0	0	0	0	0	0	0	0.00	0	0-0
65	Clay Hill	1	0	0	0	0	0	0	0	2	0	0.00	0	0-0
2	Ian Llord	1	0	0	0	0	0	0	0	1	0	0.00	0	0-0
63	Tom Montour	1	0	0	0	0	0	0	0	2	0	0.00	0	0-0
24	Kyle Schmelzle	1	0	0	0	0	0	0	0	6	0	0.00	0	7-14
66	Mike Thompson	1	0	0	0	2	0	0	0	7	0	0.00	0	0-0

#	GOALTENDERS	GP	MIN	W	L	GA	GAA	SV	SV%
66	Mike Thompson	1	55:02	0	1	13	14.17	29	.609
55	Angus Goodleaf	1	4:58	0	0	0	0.00	4	1.000

BUFFALO 2015 BANDITS MEDIA GUIDE

YEAR-BY-YEAR STATS

REGULAR SEASON SCORING 2011

#	PLAYER	GP	G	A	PTS	PIM	PPG	SHG	GWG	LB	SHOTS	PTS/GM	SOG	FO
11	John Tavares	16	32	46	78	10	4	1	3	59	172	4.88	131	0-0
9	Mark Steenhuis	16	22	39	61	18	6	2	1	82	175	3.81	122	0-0
17	Tracey Kelusky	16	21	33	54	11	3	0	2	54	137	3.38	102	1-1
20	Chad Culp	15	21	19	40	10	1	0	1	61	107	2.67	88	0-0
81	Roger Vyse	13	16	20	36	2	6	0	0	49	89	2.77	58	1-1
10	Brenden Thenhaus	16	17	18	35	8	0	0	1	42	86	2.19	64	0-0
26	Brett Bucktooth	15	12	19	31	12	4	0	0	45	109	2.07	80	0-0
63	Tom Montour	15	6	11	17	14	0	2	0	104	28	1.13	20	1-1
22	Kyle Clancy	9	5	7	12	4	0	0	0	14	37	1.33	25	0-0
15	Chris Corbeil	16	5	6	11	10	0	1	0	121	16	0.69	15	0-0
6	Chris White	16	0	11	11	14	0	0	0	84	4	0.69	3	2-2
4	Scott Self	15	2	8	10	36	0	0	1	77	14	0.67	9	8-20
5	Frank Resetarits	6	4	3	7	15	2	0	0	16	37	1.17	29	0-0
65	Clay Hill	16	1	6	7	21	0	0	1	43	6	0.44	4	0-1
75	Jay Thorimbert	14	1	5	6	0	0	0	0	81	18	0.43	12	84-170
23	Steve Priolo	14	0	6	6	38	0	0	0	44	6	0.43	5	0-0
7	Jon Harasym	15	2	2	4	36	0	0	0	65	13	0.27	10	4-13
84	Brandon Francis	15	1	3	4	70	0	0	0	14	15	0.27	11	114-184
88	Travis Irving	10	1	2	3	18	0	0	0	20	1	0.30	1	0-0
66	Mike Thompson	14	0	2	2	0	0	0	0	11	0	0.14	0	0-0
55	Angus Goodleaf	5	0	1	1	0	0	0	0	1	0	0.20	0	0-0
2	Ian Llord	10	0	1	1	4	0	0	0	32	1	0.10	1	0-0
0	Ben McCullough	1	0	0	0	7	0	0	0	2	0	0.00	0	0-0
98	Jimmy Purves	1	0	0	0	5	0	0	0	5	0	0.00	0	0-0
19	Darryl Gibson	8	0	0	0	8	0	0	0	24	0	0.00	0	0-0

#	GOALTENDERS	GP	MIN	W	L	GA	GAA	SV	SV%
66	Mike Thompson	16	763:13	10	3	123	9.67	450	.785
55	Angus Goodleaf	16	206:01	0	3	35	10.19	115	.767

PLAYOFF SCORING 2011

#	PLAYER	GP	G	A	PTS	PIM	PPG	SHG	GWG	LB	SHOTS	PTS/GM	SOG	FO
81	Roger Vyse	2	7	2	9	2	2	0	0	4	20	4.50	15	0-0
11	John Tavares	1	3	4	7	0	2	0	1	3	10	7.00	9	0-0
9	Mark Steenhuis	2	2	5	7	2	0	0	0	7	23	3.50	15	0-0
20	Chad Culp	2	3	3	6	0	0	0	0	9	13	3.00	9	0-0
63	Tom Montour	2	0	6	6	2	0	0	0	21	3	3.00	1	0-0
22	Kyle Clancy	1	4	1	5	0	0	0	0	3	8	5.00	7	0-0
17	Tracey Kelusky	2	2	3	5	0	0	0	0	10	14	2.50	7	0-0
26	Brett Bucktooth	2	0	4	4	0	0	0	0	3	14	2.00	9	0-0
65	Clay Hill	2	1	1	2	0	0	0	0	4	8	1.00	4	0-0
7	Jon Harasym	2	0	2	2	0	0	0	0	7	1	1.00	1	0-0
10	Brenden Thenhaus	2	0	2	2	0	0	0	0	13	6	1.00	5	0-0
55	Angus Goodleaf	1	0	1	1	0	0	0	0	0	0	1.00	0	0-0
15	Chris Corbeil	2	0	1	1	0	0	0	0	19	2	0.50	1	0-0
66	Mike Thompson	2	0	1	1	0	0	0	0	1	0	0.50	0	0-0
6	Chris White	2	0	1	1	6	0	0	0	8	0	0.50	0	0-0
19	Darryl Gibson	2	0	0	0	2	0	0	0	3	0	0.00	0	0-0
88	Travis Irving	2	0	0	0	0	0	0	0	5	0	0.00	0	0-0
2	Ian Llord	2	0	0	0	6	0	0	0	6	0	0.00	0	0-0
23	Steve Priolo	2	0	0	0	4	0	0	0	6	1	0.00	1	0-0
4	Scott Self	2	0	0	0	0	0	0	0	9	0	0.00	0	6-14
75	Jay Thorimbert	2	0	0	0	0	0	0	0	5	4	0.00	2	17-37

#	GOALTENDERS	GP	MIN	W	L	GA	GAA	SV	SV%
66	Mike Thompson	2	77:12	1	0	16	12.44	59	.787
55	Angus Goodleaf	2	42:48	0	1	6	8.41	22	.786

BUFFALO 2015 BANDITS MEDIA GUIDE

YEAR-BY-YEAR STATS

REGULAR SEASON SCORING 2012

#	PLAYER	GP	G	A	PTS	PIM	PPG	SHG	GWG	LB	SHOTS	PTS/GM	SOG	FO
11	John Tavares	16	41	39	80	8	21	0	3	53	149	5.00	113	0-0
15	Luke Wiles	16	39	31	70	4	18	3	1	71	190	4.38	146	0-1
9	Mark Steenhuis	16	27	35	62	38	1	3	1	75	109	3.88	86	0-1
27	Mat Giles	14	18	31	49	33	5	2	0	43	74	3.50	59	14-33
20	Chad Culp	16	16	30	46	24	4	0	0	59	102	2.88	73	0-0
33	Kevin Buchanan	15	10	19	29	0	0	2	1	63	135	1.93	81	0-0
17	Tracey Kelusky	12	12	16	28	2	1	1	0	37	88	2.33	71	0-0
81	Roger Vyse	9	10	13	23	0	1	0	1	21	55	2.56	36	0-0
4	Scott Self	16	6	11	17	8	1	0	0	78	11	1.06	11	1-11
63	Tom Montour	9	3	9	12	23	0	1	0	72	11	1.33	10	0-1
74	Jeremy Thompson	14	3	6	9	25	0	0	0	72	26	0.64	16	65-140
84	Brandon Francis	10	3	5	8	69	0	0	0	23	17	0.80	9	58-127
98	Jimmy Purves	12	4	3	7	18	1	0	0	41	17	0.58	8	0-0
7	Jon Harasym	16	0	7	7	35	0	0	0	52	4	0.48	3	1-3
6	Chris White	16	0	6	6	27	0	0	0	53	4	0.38	3	0-0
19	Darryl Gibson	8	0	5	5	21	0	0	0	19	0	0.63	0	0-0
23	Steve Priolo	12	2	3	5	35	0	0	0	34	6	0.42	4	0-0
2	Ian Llord	14	1	4	5	12	0	0	0	36	3	0.38	3	0-0
66	Mike Thompson	9	0	5	5	5	0	0	0	0	0	0.56	0	0-1
75	Jay Thorimbert	9	2	2	4	2	0	0	0	73	11	0.44	9	80-139
44	Anthony Cosmo	8	0	4	4	2	0	0	0	9	0	0.50	0	0-0
88	Travis Irving	8	0	3	3	57	0	0	0	11	0	0.38	0	0-0
77	Kyle Sweeney	5	0	2	2	4	0	0	0	20	2	0.40	2	2-2
3	Billy Dee Smith	15	1	1	2	54	0	0	0	40	9	0.13	6	1-1
5	Frank Resetarits	1	0	1	1	0	0	0	0	2	3	1.00	3	0-0
10	Mike McNamara	4	0	1	1	15	0	0	0	11	1	0.25	1	0-0
13	Jeff Cornwall	5	0	1	1	0	0	0	0	7	2	0.20	2	0-0
55	Angus Goodleaf	2	0	0	0	0	0	0	0	0	0	0.00	0	0-0

#	GOALTENDERS	GP	MIN	W	L	GA	GAA	SV	SV%
44	Anthony Cosmo	10	382:02	3	3	79	12.41	249	.759
66	Mike Thompson	16	525:45	4	4	109	12.44	333	.753
55	Angus Goodleaf	6	62:50	0	2	14	13.37	34	.708

PLAYOFF SCORING 2012

#	PLAYER	GP	G	A	PTS	PIM	PPG	SHG	GWG	LB	SHOTS	PTS/GM	SOG	FO
11	John Tavares	1	2	1	3	0	0	0	0	3	8	3.00	5	0-0
4	Scott Self	1	1	1	2	0	0	0	0	7	3	2.00	3	0-1
20	Chad Culp	1	0	2	2	0	0	0	0	10	3	2.00	3	0-0
17	Tracey Kelusky	1	1	1	2	0	0	0	0	4	13	2.00	12	0-0
33	Kevin Buchanan	1	0	1	1	0	0	0	0	9	6	1.00	3	0-0
27	Mat Giles	1	0	1	1	2	0	0	0	0	6	1.00	3	0-0
2	Ian Llord	1	0	1	1	0	0	0	0	2	0	1.00	0	0-0
15	Luke Wiles	1	1	0	1	0	0	0	0	1	9	1.00	8	0-0
81	Roger Vyse	1	0	1	1	0	0	0	0	4	1	1.00	0	0-0
9	Mark Steenhuis	1	1	0	1	0	0	0	0	10	6	1.00	4	0-0
19	Darryl Gibson	1	0	0	0	2	0	0	0	2	0	0.00	0	0-0
7	Jon Harasym	1	0	0	0	0	0	0	0	4	0	0.00	0	0-0
75	Jay Thorimbert	1	1	0	0	0	0	0	0	3	0	0.00	0	7-16
98	Jimmy Purves	1	0	0	0	0	0	0	0	3	1	0.00	1	0-0
6	Chris White	1	0	0	0	0	0	0	0	5	1	0.00	0	0-0
63	Tom Montour	1	0	0	0	0	0	0	0	17	1	0.00	0	0-0
3	Billy Dee Smith	1	0	0	0	10	0	0	0	3	0	0.00	0	0-0
10	Mike McNamara	1	0	0	0	0	0	0	0	5	0	0.00	0	0-0

#	GOALTENDERS	GP	MIN	W	L	GA	GAA	SV	SV%
44	Anthony Cosmo	1	60:00	0	1	7	7.00	48	.873
66	Mike Thompson	1	0:00	0	0	0	0.00	0	.000

BUFFALO 2015 BANDITS MEDIA GUIDE

YEAR-BY-YEAR STATS

REGULAR SEASON SCORING 2013

#	PLAYER	GP	G	A	PTS	PIM	PPG	SHG	GWG	LB	SHOTS	PTS/GM	SOG	FO
51	Shawn Williams	16	19	46	65	6	5	0	0	42	109	4.06	79	0-0
10	Aaron Wilson	16	23	23	46	4	7	1	0	53	137	2.88	103	0-0
92	Dhane Smith	15	24	20	44	4	3	0	2	42	153	2.93	113	0-0
11	John Tavares	12	14	25	39	6	7	0	0	38	95	3.25	69	0-0
9	Mark Steenhuis	16	13	26	39	29	0	1	0	71	93	2.44	62	0-0
28	Mike Hominuck	12	14	7	21	6	1	1	1	48	69	1.75	47	0-0
15	Luke Wiles	12	10	11	21	10	6	0	1	30	100	1.75	76	0-0
19	Chad Culp	11	7	14	21	11	1	0	0	54	61	1.75	43	0-0
13	David Brock	15	6	7	13	46	0	0	0	55	23	0.87	15	0-0
75	Jay Thorimbert	16	2	10	12	4	0	0	0	180	19	0.75	13	261-167
20	Derek Hopcroft	4	4	7	11	17	2	0	0	7	29	2.75	17	0-0
37	Nick Cotter	6	4	6	10	19	0	0	0	17	31	1.67	17	0-0
17	Tracey Kelusky	7	4	6	10	19	0	0	1	22	40	1.43	33	0-0
8	Kevin Brownell	7	2	6	8	0	0	1	0	19	13	1.14	7	0-0
90	James Rooney	3	3	4	7	2	1	0	0	6	8	2.33	7	0-0
23	Steve Priolo	16	2	5	7	46	0	0	0	76	14	0.44	11	0-0
4	Scott Self	10	4	2	6	4	0	1	1	32	6	0.60	5	4-8
66	Alexander Kedoh Hill	5	3	3	6	4	0	0	0	32	25	1.20	18	0-0
91	Jordan Critch	5	3	2	5	0	0	0	0	8	16	1.00	12	0-0
44	Anthony Cosmo	11	0	5	5	2	0	0	0	11	0	0.45	0	0-0
18	Glen Bryan	16	3	1	4	11	0	2	0	67	7	0.25	0	0-0
89	Carter Bender	3	1	2	3	0	0	0	0	2	11	1.00	7	0-0
38	Kurtis Wagar	6	0	3	3	0	0	0	0	3	0	0.50	0	0-0
98	Jimmy Purves	8	2	1	3	26	0	0	0	25	10	0.38	8	0-0
14	Mike McNamara	9	0	3	3	4	0	0	0	24	1	0.33	1	0-0
3	Billy Dee Smith	12	2	1	3	37	0	0	0	22	5	0.25	4	0-0
6	Derek Suddons	15	1	1	2	4	0	0	0	33	5	0.13	3	0-0
56	Drew Petkoff	3	0	2	2	0	0	0	0	9	0	0.67	0	0-0
7	Jon Harasym	12	1	1	2	11	0	0	0	28	2	0.17	2	0-0
97	Hayden Smith	4	0	1	1	4	0	0	0	7	1	0.25	1	
27	Mat Giles	2	0	0	0	2	0	0	0	6	9	0.00	5	14-33

#	GOALTENDERS	GP	MIN	W	L	GA	GAA	SV	SV%
44	Anthony Cosmo	16	628:21	4	4	140	13.37	423	.751
38	Kurtis Wagar	15	333:51	2	6	68	12.22	169	.713
38	Scott Komer	1	0:00	0	0	0	0.00	0	.000

BUFFALO 2015 BANDITS MEDIA GUIDE

YEAR-BY-YEAR STATS

REGULAR SEASON SCORING 2014

#	PLAYER	GP	G	A	PTS	PIM	PPG	SHG	GWG	LB	SHOTS	PTS/GM	SOG	FO
17	Ryan Benesch	18	25	53	78	10	7	3	1	88	182	4.33	124	0-0
9	Mark Steenhuis	18	31	32	63	21	4	0	1	108	193	3.50	133	0-0
92	Dhane Smith	18	20	39	59	9	3	0	2	79	151	3.28	111	2-6
11	John Tavares	16	24	27	51	31	8	0	2	78	151	3.19	98	0-0
51	Shawn Williams	18	13	36	49	8	4	1	1	44	96	2.72	75	0-0
5	Joe Resetarits	17	25	17	42	2	3	0	1	65	159	2.47	109	0-0
23	Steve Priolo	18	8	18	26	65	0	3	0	99	39	1.44	26	0-0
90	Jamie Rooney	12	8	13	21	4	2	0	0	32	49	1.75	38	0-0
10	Aaron Wilson	8	8	5	13	9	2	1	0	30	60	1.63	48	0-0
19	Chad Culp	17	7	4	11	28	0	0	0	59	38	0.65	28	0-0
75	Jay Thorimbert	18	5	6	11	6	0	1	0	19	17	0.61	15	253-201
55	Mitch Wilde	10	4	7	11	4	0	0	0	32	17	1.10	14	0-0
44	Anthony Cosmo	13	0	10	10	2	0	0	0	16	0	0.77	0	0-0
8	Kevin Brownell	12	3	4	7	12	0	0	0	44	20	0.58	18	0-0
27	Glen Bryan	14	1	6	7	4	0	0	0	72	6	0.50	5	0-0
42	Rory Smith	18	0	6	6	36	0	0	0	56	1	0.33	1	0-0
24	Mitch Jones	4	2	3	5	4	1	0	0	22	21	1.25	13	0-0
22	Andrew Watt	9	3	2	5	23	0	0	0	26	8	0.56	8	0-0
7	Derek Suddons	17	0	5	5	4	0	0	0	51	6	0.29	3	0-0
4	Joel Matthews	2	2	0	2	2	0	0	0	4	11	1.00	9	0-0
13	David Brock	12	1	1	2	16	0	0	0	53	4	0.17	2	0-3
3	Billy Dee Smith	13	0	2	2	29	0	0	0	24	1	0.15	0	0-0
38	Kurtis Wagar	1	0	0	0	0	0	0	0	1	0	0.00	0	0-0

#	GOALTENDERS	GP	MIN	W	L	GA	GAA	SV	SV%
44	Anthony Cosmo	18	1063:36	8	9	191	10.77	752	.797
38	Kurtis Wagar	18	25:05	0	1	4	9.57	16	.800

PLAYOFF SCORING 2014

#	PLAYER	GP	G	A	PTS	PIM	PPG	SHG	GWG	LB	SHOTS	PTS/GM	SOG	FO
17	Ryan Benesch	4	8	9	17	0	2	0	0	13	44	4.25	27	0-0
9	Mark Steenhuis	4	6	10	16	2	2	0	0	23	40	4.00	24	0-0
92	Dhane Smith	4	7	7	14	0	0	0	1	12	35	3.50	22	0-0
11	John Tavares	4	7	5	12	0	2	0	0	17	27	3.00	20	0-0
5	Joe Resetarits	4	1	4	5	2	0	0	0	12	32	1.25	20	0-0
51	Shawn Williams	4	1	4	5	2	0	0	0	7	5	1.25	5	0-0
19	Chad Culp	4	2	3	5	6	0	0	1	10	8	1.25	6	0-0
90	Jamie Rooney	4	3	1	4	2	0	0	0	3	11	1.00	8	0-0
13	David Brock	4	0	4	4	2	0	0	0	15	2	1.00	2	0-0
7	Derek Suddons	4	0	2	2	4	0	0	0	11	3	0.50	3	0-0
23	Steve Priolo	4	0	2	2	4	0	0	0	24	1	0.50	0	0-0
44	Anthony Cosmo	4	0	2	2	0	0	0	0	2	0	0.50	0	0-0
22	Andrew Watt	4	1	0	1	0	0	0	0	8	3	0.50	3	0-0
75	Jay Thorimbert	4	0	1	1	0	0	0	0	44	0	0.25	0	57-28
42	Rory Smith	4	0	1	1	2	0	0	0	7	0	0.25	0	0-0
55	Mitch Wilde	4	0	1	1	2	0	0	0	8	3	0.25	1	0-0
3	Billy Dee Smith	4	0	0	0	6	0	0	0	7	0	0.00	0	0-0

#	GOALTENDERS	GP	MIN	W	L	GA	GAA	SV	SV%
44	Anthony Cosmo	4	178:52	2	2	36	12.08	114	.760
38	Kurtis Wagar	4	0:00	0	0	0	0.00	0	.000



BANDITS SINGLE GAME TEAM RECORDS

MOST

FEWEST

BANDITS GOALS

28 - February 24, 1996 vs. Charlotte 4 - April 19, 2014 at Rochester (4-8)

OPPONENT GOALS

23 - January 25, 1992 vs. Detroit (23-17)..... 4 - (2x) Last: March 21, 2009 vs. Portland (14-4)

COMBINED GOALS

47 - March 13, 1992 vs. Baltimore (27-20)..... 12 - April 19, 2014 at Rochester (4-8)

BANDITS MARGIN OF VICTORY

22 - March 2, 1996 vs. Charlotte (28-6)..... 1 (31x) Last: January 25, 2014 vs. Rochester (11-10)

OPPONENT MARGIN OF VICTORY

14 -April 6, 2013 at Minnesota (7-21)..... 1 - (30x) Last: March 23, 2014 at Minnesota (9-10)

BANDITS SHOTS ON GOAL

77 - February 10, 2001 vs. Washington 33 - (2x) Last: March 24, 2012 at Calgary

COMBINED SHOTS ON GOAL

144 - January 4, 1992 vs. New York 67 - April 20, 2013 at Rochester

BANDITS SHOTS ON GOAL IN ONE QUARTER

30 - April 5, 2003 vs. New Jersey (2nd)..... 3 - (2x) Last: March 24, 2012 at Calgary (4th)

COMBINED SHOTS ON GOAL IN ONE QUARTER

42 - March 26, 2004 vs. Toronto (4th)..... 11 - January 4, 2003 vs. Albany (3rd)

BANDITS SHOTS ON GOAL IN ONE HALF

50 - April 5, 2003 vs. New Jersey (1st) 13 - (2x) Last: March 24, 2012 at Calgary (2nd)

SHOTS ON GOAL ALLOWED IN ONE HALF

45 - January 18, 1992 at New York (2nd)..... 12 - January 29, 1994 at New York (2nd)

BANDITS GOALS IN ONE QUARTER

12 - March 13, 1992 vs. Baltimore 0 - (39x) Last: April 19, 2014 at Rochester (2nd)

BANDITS GOALS IN ONE HALF

17 - (2x) Last: Jan. 16, 2009 vs. Rochester (1st)..... 0 - (2x) Last: Last: February 8, 2014 at Rochester (1st)

GOALS ALLOWED BY BANDITS IN ONE QUARTER

9 - (2x) Last: April 8, 2000 vs. Philadelphia 0 - (43x) Last: April 19, 2014 at Rochester (1st)

GOALS ALLOWED BY BANDITS IN ONE HALF

13 - (6x) Last: January 5, 2002 vs. Rochester 0 - April 22, 2007 vs. Minnesota

MOST PENALTY MINUTES BY THE OPPONENT

90 - March 21, 2009 vs. Portland

MARGIN OF SHOTS ON GOAL FAVORING THE BANDITS

27 - January 29, 1994 at New York (60-33)

MOST PENALTY MINUTES COMBINED

153 - March 21, 2009 vs. Portland

MARGIN OF SHOTS ON GOAL FAVORING THE OPPONENT

35 - March 24, 2012 at Calgary

LONGEST GAME

69:55 - April 28, 2012 at Washington

MOST PENALTY MINUTES BY THE BANDITS

83 - January 28, 2012 at Minnesota

BUFFALO 2015 BANDITS MEDIA GUIDE

2014 BANDITS BY PERIOD

GOALS BY PERIOD FOR (Regular Season)

DATE	OPPONENT	1	2	3	4	OT	T
12/28	PHILADELPHIA	3	4	2	4	-	13
1/10	TORONTO	0	2	4	6	-	12
1/12	at Philadelphia	2	6	2	1	1	12
1/18	at Colorado	5	3	6	2	-	16
1/25	ROCHESTER	1	5	4	1	-	11
2/1	TORONTO	2	5	2	3	-	12
2/8	at Rochester	0	0	4	2	-	6
2/15	PHILADELPHIA	2	3	3	5	-	13
3/8	MINNESOTA	2	4	2	4	-	12
3/15	COLORADO	2	4	2	4	-	12
3/21	at Edmonton	3	1	0	1	-	5
3/23	at Minnesota	0	3	4	2	0	9
3/29	at Vancouver	3	2	2	1	-	8
4/5	CALGARY	5	4	3	1	-	13
4/12	at Minnesota	2	4	0	3	-	9
4/18	at Toronto	2	3	2	2	-	9
4/19	at Rochester	1	0	2	1	-	4
4/26	ROCHESTER	4	5	2	3	-	14
TOTALS		39	58	46	46	1	190

GOALS BY PERIOD AGAINST (Regular Season)

DATE	OPPONENT	1	2	3	4	OT	T
12/28	PHILADELPHIA	4	5	4	4	-	17
1/10	TORONTO	4	2	0	4	-	10
1/12	at Philadelphia	3	1	3	4	0	11
1/18	at Colorado	1	5	1	2	-	9
1/25	ROCHESTER	0	2	1	7	-	10
2/1	TORONTO	2	3	3	2	-	10
2/8	at Rochester	1	4	1	3	-	9
2/15	PHILADELPHIA	0	2	2	3	-	7
3/8	MINNESOTA	5	1	3	0	-	9
3/15	COLORADO	0	3	4	2	-	9
3/21	at Edmonton	2	7	1	4	-	14
3/23	at Minnesota	0	3	4	2	1	10
3/29	at Vancouver	3	6	2	1	-	12
4/5	CALGARY	2	4	3	7	-	16
4/12	at Minnesota	3	5	0	2	-	10
4/18	at Toronto	5	1	3	4	-	13
4/19	at Rochester	0	4	2	2	-	8
4/26	ROCHESTER	6	4	2	4	-	16
TOTALS		41	62	39	57	1	200

BUFFALO 2015 BANDITS MEDIA GUIDE



2014 BANDITS BY PERIOD

SHOTS BY PERIOD FOR (Regular Season)

DATE	OPPONENT	1	2	3	4	OT	T
12/28	PHILADELPHIA	9	15	11	17	-	52
1/10	TORONTO	10	16	18	11	-	55
1/12	at Philadelphia	10	12	13	7	1	43
1/18	at Colorado	18	14	12	11	-	55
1/25	ROCHESTER	8	19	8	8	-	43
2/1	TORONTO	9	15	9	15	-	48
2/8	at Rochester	8	13	9	9	-	39
2/15	PHILADELPHIA	10	14	10	12	-	46
3/8	MINNESOTA	11	19	13	14	-	57
3/15	COLORADO	15	10	13	13	-	51
3/21	at Edmonton	10	5	13	10	-	38
3/23	at Minnesota	9	10	9	10	5	43
3/29	at Vancouver	10	9	12	12	-	43
4/5	CALGARY	12	14	18	11	-	55
4/12	at Minnesota	14	15	10	11	-	50
4/18	at Toronto	11	13	15	18	-	57
4/19	at Rochester	14	11	11	13	-	49
4/26	ROCHESTER	16	16	8	14	-	54
TOTALS		204	240	212	216	6	878

SHOTS BY PERIOD AGAINST (Regular Season)

DATE	OPPONENT	1	2	3	4	OT	T
12/28	PHILADELPHIA	15	25	13	15	-	68
1/10	TORONTO	15	15	15	17	-	62
1/12	at Philadelphia	16	14	12	12	0	54
1/18	at Colorado	9	12	10	12	-	43
1/25	ROCHESTER	7	17	13	19	-	56
2/1	TORONTO	13	10	11	15	-	49
2/8	at Rochester	13	12	11	13	-	49
2/15	PHILADELPHIA	11	18	11	12	-	52
3/8	MINNESOTA	18	12	16	9	-	55
3/15	COLORADO	10	14	13	17	-	54
3/21	at Edmonton	12	17	13	15	-	57
3/23	at Minnesota	12	14	17	12	4	59
3/29	at Vancouver	21	14	14	12	-	61
4/5	CALGARY	12	18	7	14	-	51
4/12	at Minnesota	18	14	11	11	-	54
4/18	at Toronto	17	14	8	10	-	49
4/19	at Rochester	5	16	10	10	-	41
4/26	ROCHESTER	10	15	14	15	-	54
TOTALS		234	271	219	240	4	968



BANDITS TEAM PLAYOFF RECORDS

MOST

FEWEST

BANDITS GOALS

22 - March 27, 1992 at Boston (22-16)..... **3** - May 9, 2009 at New York (3-9)

OPPONENT GOALS

26 - April 16, 1994 at Philadelphia (15-26)..... **7** - May 5, 2012 at Toronto (6-7)

COMBINED GOALS

41 - April 16, 1994 at Philadelphia (15-26)..... **12** - May 9, 2009 at New York (3-9)

BANDITS MARGIN OF VICTORY

9 - April 25, 2004 at Toronto (19-10)..... **1** - (4x) Last: April 30, 2011 vs. Boston (11-10)

OPPONENT MARGIN OF VICTORY

9 - April 16, 1994 at Philadelphia (15-26)..... **1** - (3x) Last: May 5, 2012 at Toronto (6-7)

BUFFALO 2015 BANDITS MEDIA GUIDE



SINGLE SEASON LEADERS

MOST GOALS

GOALS	PLAYER	YEAR
51	Mark Steenhuis	2009
51	John Tavares	2009
51	John Tavares	2001
49	John Tavares	2004
49	John Tavares	2003
46	Shawn Williams	2001
43	John Tavares	2005
42	John Tavares	2002
42	John Tavares	2007
41	John Tavares	2012
41	John Tavares	1996

MOST ASSISTS

ASSISTS	PLAYER	YEAR
64	John Tavares	2001
61	John Tavares	2007
59	John Tavares	2005
58	John Tavares	2008
58	John Tavares	2003
54	Mark Steenhuis	2010
53	Ryan Benesch	2014
53	John Tavares	2006
50	Mark Steenhuis	2009
49	John Tavares	2000

MOST POINTS

POINTS	PLAYER	YEAR
115	John Tavares	2001
107	John Tavares	2003
103	John Tavares	2007
102	John Tavares	2005
101	Mark Steenhuis	2009
94	John Tavares	2009
93	John Tavares	2004
90	Mark Steenhuis	2010
88	John Tavares	2002
87	John Tavares	2008

MOST PENALTY MINUTES

MINS	PLAYER	YEAR
70	Brandon Francis	2011
69	Brandon Francis	2012
65	Steve Priolo	2014
63	Kyle Laverty	2004
59	Andy Ogilvie	2000
59	Chris White	2008
58	Tom Phair	1997
58	Billy Dee Smith	2005
58	Kyle Laverty	2007
57	Kyle Laverty	2008
57	Travis Irving	2012

MOST SHOTS ON GOAL

SHOTS	PLAYER	YEAR
207	Roy Colsey	2002
202	John Tavares	2003
186	Mark Steenhuis	2009
184	John Tavares	2005
176	Mike Accursi	2003
175	Mark Steenhuis	2010
163	John Tavares	2002
159	John Tavares	2004
147	Mark Steenhuis	2006
146	Luke Wiles	2012
146	Jonas Derks	2003

MOST HAT TRICKS

HAT TRICKS	PLAYER	YEAR
12	John Tavares	2004
12	Shawn Williams	2001
11	Mark Steenhuis	2009
10	John Tavares	2009
9	John Tavares	2005
9	John Tavares	2003
9	John Tavares	2001
8	Luke Wiles	2012
8	John Tavares	2007
8	John Tavares	2002
8	John Tavares	1996
8	John Tavares	1993

Five tied with seven

MOST LOOSE BALLS RECOVERED

BALLS	PLAYER	YEAR
191	Jay Thorimbert	2014
180	Jay Thorimbert	2013
173	Pat McCready	2002
166	Pat McCready	2004
165	Steve Dietrich	2003
159	John Tavares	2001
156	Steve Dietrich	2002
155	John Tavares	2003
154	Pat McCready	2006
145	John Tavares	2002
144	Mark Steenhuis	2006

MOST GAME WINNING GOALS

GOALS	PLAYER	YEAR
5	John Tavares	2007
3	John Tavares	2012
3	John Tavares	2011
3	John Tavares	2009
3	Mark Steenhuis	2009
3	Mark Steenhuis	2008
3	Mark Steenhuis	2007
3	Mark Steenhuis	2006
3	Mark Steenhuis	2004
3	John Tavares	2003
3	John Tavares	2000
3	John Tavares	1992

17 tied with two

MOST GAMES BY A GOALIE

GAMES	PLAYER	YEAR
18	Anthony Cosmo	2014
16	Anthony Cosmo	2013
16	Mike Thompson	2007
15	Steve Dietrich	2006
15	Steve Dietrich	2005
15	Steve Dietrich	2003
15	Steve Dietrich	2002
14	Mike Thompson	2011
14	Steve Dietrich	2007
13	Angus Goodleaf	2010
12	Ken Montour	2009
12	Steve Dietrich	2004

BUFFALO 2015 BANDITS MEDIA GUIDE

SINGLE SEASON LEADERS

MOST MINUTES BY A GOALIE

MINS	PLAYER	YEAR
1,064	Anthony Cosmo	2014
845	Steve Dietrich	2002
838	Steve Dietrich	2003
813	Steve Dietrich	2006
763	Mike Thompson	2011
750	Steve Dietrich	2005
652	Ken Montour	2009
628	Anthony Cosmo	2013
566	Pat O'Toole	1996
558	Matt Disher	2000
511	Mike Thompson	2007

MOST SHOTS FACED BY A GOALIE

SHOTS	PLAYER	YEAR
943	Anthony Cosmo	2014
760	Steve Dietrich	2002
703	Steve Dietrich	2006
647	Steve Dietrich	2005
642	Steve Dietrich	2003
573	Mike Thompson	2011
569	Derek General	2004
563	Anthony Cosmo	2013
555	Ken Montour	2009
532	Matt Disher	2000

MOST LOSSES BY A GOALIE

LOSSES	PLAYER	YEAR
9	Anthony Cosmo	2014
7	Steve Dietrich	2002
6	Kurtis Wagar	2013
5	Matt Disher	1999
4	Ken Montour	2008
4	Anthony Cosmo	2013
4	Mike Thompson	2012
4	Ken Montour	2010
4	Steve Dietrich	2005
4	Derek General	2004
4	Steve Dietrich	2004
4	Phil Wetherup	2001
5	Ross Cowie	1997

MOST WINS BY A GOALIE

WINS	PLAYER	YEAR
11	Steve Dietrich	2003
10	Mike Thompson	2011
10	Steve Dietrich	2006
9	Steve Dietrich	2005
8	Anthony Cosmo	2014
8	Ken Montour	2009
7	Steve Dietrich	2002
7	Pat O'Toole	1996
6	Phil Wetherup	2001
6	Matt Disher	2000
6	Ross Cowie	1993

MOST GOALS BY A ROOKIE

GOALS	PLAYER	YEAR
26	Derek Keenan	1992
24	Dhane Smith	2013
23	Darris Kilgour	1992
22	Kevin Alexander	1992
21	John Tavares	1992
20	Delby Powless	2005
17	Ryan Powell	2001
15	D'Arcy Sweet	2000
13	Bob Hamley	1992
12	Brett Bucktooth	2007

MOST ASSISTS BY A ROOKIE

ASSISTS	PLAYER	YEAR
24	Delby Powless	2005
23	Derek Keenan	1992
23	Jim Veltman	1992
22	John Tavares	1992
20	Dhane Smith	2013
18	Ryan Powell	2001
17	Brian Hall	1992
16	Darris Kilgour	1992
15	AJ Shannon	2004
15	D'Arcy Sweet	2000
15	Bob Hamley	1992

MOST POINTS BY A ROOKIE

POINTS	PLAYER	YEAR
49	Derek Keenan	1992
44	Dhane Smith	2013
44	Delby Powless	2005
43	John Tavares	1992
39	Darris Kilgour	1992
35	Ryan Powell	2001
31	Jim Veltman	1992
30	D'Arcy Sweet	2000
28	Bob Hamley	1992
26	Brett Bucktooth	2007

MOST PENALTY MINS. BY A ROOKIE

MINS	PLAYER	YEAR
53	Tom Phair	1996
49	Darris Kilgour	1992
46	Billy Dee Smith	2003
35	Mike Mooradian	1992
27	Troy Cordingley	1993
26	John Tavares	1992
22	Steve Priolo	2010
21	D'Arcy Sweet	2000
21	Tyson Leies	1994
19	Adam Ogilvie	1999

NOTE:

1992-95 - 8-game regular season
 1996-97 - 10-game regular season
 1998-00 - 12-game regular season
 2000-01 - 14-game regular season
 2001-13 - 16-game regular season
 2014-15 - 18-game regular season



SINGLE-GAME INDIVIDUAL RECORDS

BANDITS SINGLE-GAME INDIVIDUAL RECORDS

MOST GOALS:	8	Mark Steenhuis at Toronto	February 20, 2009
	7	John Tavares vs. Colorado	March 24, 2007
		Mark Steenhuis vs. Rochester	March 25, 2006
		John Tavares vs. Calgary	January 25, 2003
		John Tavares vs. Columbus	January 6, 2001
		Darris Kilgour at Ontario	February 21, 1998
MOST ASSISTS:	13	Mark Steenhuis vs. Toronto	February 14, 2009*
	10	John Tavares vs. Minnesota	January 20, 2007
		John Tavares at Washington	March 23, 2002
		Derek Keenan vs. Baltimore	March 13, 1992
MOST POINTS:	17	Mark Steenhuis vs. Toronto	February 14, 2009*
	14	Derek Malawsky vs. Philadelphia	January 20, 2001
		Derek Keenan vs. Baltimore	March 13, 1992
MOST PENALTY MINUTES:	37	Troy Bonterre at Rochester	April 14, 2007
MOST SHOTS ON GOAL:	20	John Tavares vs. Baltimore	March 3, 1998
MOST LOOSE BALLS RECOVERED:	29	Jim Veltman vs. Baltimore	January 23, 1993
		Jim Veltman vs. Philadelphia	Feb. 27, 1993
MOST SAVES:	60	Daniel Sams at Chicago	February 24, 2008
FEWEST SAVES:	22	Kurtis Wagar vs. Rochester	April 20, 2013

*- Indicates NLL Record

OPPOSING TEAM SINGLE-GAME INDIVIDUAL RECORDS

MOST GOALS:	8	Roy Colsey, New York	April 7, 2001
		Paul Gait, Detroit	January 25, 1992
MOST ASSISTS:	11	Garrett Billings, Toronto	March 31, 2012
		Derek Malawsky, Rochester	January 5, 2002
MOST POINTS:	15	Garrett Billings, Toronto	March 31, 2012
	13	Derek Malawsky, Rochester	January 5, 2002
MOST PENALTY MINUTES:	37	Geoff Snider, Philadelphia	February 24, 2007
MOST SHOTS ON GOAL:	19	Paul Gait, Detroit	January 25, 1992
		Lewis Ratcliff, Washington	April 28, 2012
MOST LOOSE BALLS RECOVERED:	28	Derek General, New Jersey	April 5, 2003

BUFFALO 2015 BANDITS MEDIA GUIDE

YEAR-BY-YEAR LEADERS

YEAR

GOALS

1992	Derek Keenan (26)
1993	John Tavares (35)
1994	John Tavares (27)
1995	John Tavares (24)
1996	John Tavares (41)
1997	John Tavares (37)
1998	Darris Kilgour (57)
1999	John Tavares (33)
2000	John Tavares (34)
2001	John Tavares (51)
2002	Roy Colsey (47)
2003	John Tavares (49)
2004	John Tavares (49)
2005	John Tavares (43)
2006	Mark Steenhuis (34)
2007	John Tavares (42)
2008	Mark Steenhuis (34)
2009	Mark Steenhuis & John Tavares (51)
2010	Mark Steenhuis (36)
2011	John Tavares (32)
2012	John Tavares (41)
2013	Dhane Smith (24)
2014	Mark Steenhuis (31)

ASSISTS

Derek Keenan & Jim Veltman (23)
John Tavares (23)
Jim Veltman (24)
Jim Veltman (24)
John Tavares (40)
John Tavares (29)
Troy Cordingley (30)
John Tavares (34)
John Tavares (49)
John Tavares (64)
John Tavares (46)
John Tavares (58)
John Tavares (44)
John Tavares (59)
John Tavares (53)
John Tavares (61)
John Tavares (58)
Mark Steenhuis (50)
Mark Steenhuis (54)
John Tavares (46)
John Tavares (39)
Shawn Williams (46)
Ryan Benesch (53)

YEAR

POINTS

1992	Derek Keenan (49)
1993	John Tavares (58)
1994	John Tavares (47)
1995	John Tavares (45)
1996	John Tavares (81)
1997	John Tavares (66)
1998	Darris Kilgour (66)
1999	John Tavares (67)
2000	John Tavares (83)
2001	John Tavares (115)
2002	John Tavares (88)
2003	John Tavares (107)
2004	John Tavares (93)
2005	John Tavares (102)
2006	John Tavares (85)
2007	John Tavares (103)
2008	John Tavares (87)
2009	Mark Steenhuis (101)
2010	Mark Steenhuis (90)
2011	John Tavares (78)
2012	John Tavares (80)
2013	Shawn Williams (65)
2014	Ryan Benesch (78)

PENALTY MINUTES

Darris Kilgour (49)
Darris Kilgour (31)
Darris Kilgour & Tyson Leies (21)
Troy Cordingley (28)
Tom Phair (53)
Tom Phair (58)
Tom Phair (58)
Neil Doddridge (41)
Andy Ogilvie (59)
Andy Ogilvie (51)
Craig Gelsvik (42)
Andy Ogilvie (56)
Kyle Laverty (63)
Billy Dee Smith (60)
Chris White (51)
Kyle Laverty (66)
Kyle Laverty (70)
Brian Crowell (42)
Ian Llord & Brandon Francis (53)
Brandon Francis (70)
Brandon Francis (69)
David Brock & Steve Priolo (46)
Steve Priolo (65)

LOOSE BALLS

Jim Veltman (111)
Jim Veltman (102)
Jim Veltman (130)
Jim Veltman (91)
Pat O'Toole (138)
John Tavares (104)
Pat O'Toole (81)
John Tavares (112)
John Tavares (105)
John Tavares (159)
Pat McCready (173)
Steve Dietrich (165)
Pat McCready (166)
John Tavares (126)
Pat McCready (154)
Pat McCready (126)
Mark Steenhuis & Pat McCready (121)
Phil Sanderson (137)
Tom Montour (112)
Chris Corbeil (121)
Scott Self (78)
Jay Thorimbert (180)
Jay Thorimbert (191)

BUFFALO 2015 BANDITS MEDIA GUIDE

ALL-TIME GOALTENDER STATS

(Ranked according to victories - playoff record in parentheses)

NAME	GP	MIN	GA	GAA	SV%	W	L	
Steve Dietrich	89	4,159	781	11.27	.779	47	23	(4-2)
Mike Thompson	89	2,924	439	11.25	.772	31	16	(4-2)
Ross Cowie	47	1,810	467	15.48	.708	17	13	(3-2)
Ken Montour	47	1,578	278	10.57	.799	16	13	(2-1)
Anthony Cosmo	44	2,074	410	11.86	.776	15	16	(2-3)
Bill Gerrie	23	874	224	15.38	.702	11	4	(4-1)
Matt Disher	17	889	236	15.93	.730	7	8	
Phil Wetherup	12	480	126	15.76	.716	6	4	
Pat O'Toole	26	1,124	244	13.02	.737	5	3	(2-1)
Marty O'Neill	13	546	133	14.62	.723	5	4	(0-1)
Derek General	32	697	152	13.08	.740	5	5	(0-1)
Kurtis Wagar	33	359	72	12.04	.720	2	7	
Daniel Sams	5	75	10	8.00	.870	1	0	
Scott Komer	6	157	44	16.78	.659	1	0	
Corey Quinn	18	121	25	12.36	.755	1	1	(1-1)
Chris Levis	13	89	26	22.92	.623	1	1	
Derek Collins	5	196	48	14.73	.718	1	2	
Angus Goodleaf	35	458	83	10.87	.767	1	8	
Ryan Avery	6	30	6	12.00	.800	0	0	(0-1)
Scott Komer	1	0	0	0.00	.000	0	0	

BUFFALO 2015 BANDITS MEDIA GUIDE

YEAR-BY-YEAR RESULTS

1992 RESULTS (2ND PLACE NATIONAL DIVISION)

NO.	DATE	H/A	OPP.	SCORE	W/L	REC	GOALIE(S)	ATT.	GWG
1	1/4	H	NY	17-21	L	0-1	Cowie, Gerrie	9,052	B. Cummings
2	1/18	A	NY	16-19	L	0-2	Cowie, Gerrie	11,297	Dumpson
3	1/25	H	DET	17-23	L	0-3	Cowie	13,581	Parke
4	2/8	A	PIT	23-13	W	1-3	Cowie, Gerrie	6,844	Hamley
5	2/28	H	PHI	20-11	W	2-3	Gerrie	16,325	Alexander
6	3/7	A	DET	22-9	W	3-3	Gerrie	9,673	Alexander
7	3/13	H	BAL	27-20	W	4-3	Gerrie	16,325	Keenan
8	3/21	A	BOS	19-9	W	5-3	Cowie	8,233	Hiltz

1993 RESULTS (1ST PLACE NATIONAL DIVISION)

NO.	DATE	H/A	OPP.	SCORE	W/L	REC	GOALIE(S)	ATT.	GWG
1	1/9	A	PIT	17-10	W	1-0	Gerrie	5,354	Tavares
2	1/16	A	DET	18-14	W	2-0	Gerrie	6,532	Lay
3	1/23	H	BAL	23-13	W	3-0	Gerrie, Cowie	16,325	Tavares
4	1/30	A	BOS	17-13	W	4-0	Gerrie, Cowie	6,882	Cordingley
5	2/6	H	BOS	16-14	W	5-0	Cowie	16,325	Tavares
6	2/20	A	BAL	19-18+	W	6-0	Gerrie, Cowie	7,916	Alexander
7	2/27	H	PHI	13-12	W	7-0	Cowie	16,325	Alexander
8	3/20	H	DET	20-14	W	8-0	Cowie	16,325	D. Kilgour

+ Overtime Decision

1994 RESULTS (1ST PLACE NATIONAL DIVISION)

NO.	DATE	H/A	OPP.	SCORE	W/L	REC	GOALIE(S)	ATT.	GWG
1	1/21	A	DET	17-16	W	1-0	Cowie	5,147	Cordingley
2	1/23	H	BAL	17-12	W	2-0	Cowie	16,284	Tavares
3	1/29	A	NY	18-10	W	3-0	Cowie, Gerrie	10,375	Cochrane
4	2/5	H	PHI	15-11	W	4-0	Cowie	16,284	Hamley
5	2/19	H	BOS	10-14	L	4-1	Cowie, Gerrie	16,284	Soudan
6	3/12	A	BOS	14-10	W	5-1	Cowie, Gerrie	9,125	Tavares
7	3/19	A	PHI	12-16	L	5-2	Cowie, Gerrie	17,380	Nostrant
8	3/26	H	DET	18-10	W	6-2	Gerrie	16,284	Hardill

1995 RESULTS (4TH PLACE)

NO.	DATE	H/A	OPP.	SCORE	W/L	REC	GOALIE(S)	ATT.	GWG
1	1/7	H	PHI	17-13	W	1-0	Cowie, Gerrie	16,230	Laub
2	1/14	A	BOS	11-12+	L	1-1	Gerrie	5,966	Carmean
3	1/28	A	PHI	10-17	L	1-2	Gerrie, Cowie	16,515	Martin
4	2/4	H	BOS	13-16	L	1-3	Gerrie, Cowie	15,079	Blanchard
5	2/11	A	NY	16-13	W	2-3	Cowie, Gerrie	8,131	Tavares
6	2/25	H	ROC	8-13	L	2-4	Gerrie, Cowie	16,230	Lyons
7	3/4	H	BAL	23-12	W	3-4	Cowie	15,767	Cordingley
8	3/5	A	ROC	11-12	L	3-5	Cowie	7,383	Gait

BUFFALO 2015 BANDITS MEDIA GUIDE

YEAR-BY-YEAR RESULTS

1996 RESULTS (1ST PLACE)

NO.	DATE	H/A	OPP.	SCORE	W/L	REC	GOALIE(S)	ATT.	GWG
1	1/12	A	PHI	15-12	W	1-0	O'Toole	13,024	Phair
2	1/20	H	BAL	18-16	W	2-0	O'Toole, Cowie	14,122	Phair
3	2/3	H	BOS	17-11	W	3-0	O'Toole	14,047	Cordingley
4	2/10	A	ROC	14-9	W	4-0	O'Toole	7,393	Henry
5	2/24	H	CHR	28-6	W	5-0	O'Toole	15,741	Cecconi
6	3/2	A	BAL	25-17	W	6-0	O'Toole	4,549	Tavares
7	3/9	A	BOS	13-12	W	7-0	O'Toole	8,567	Tavares
8	3/16	H	ROC	14-17	L	7-1	O'Toole	15,267	Soudan
9	3/22	A	NY	16-13	W	8-1	O'Toole, Cowie	8,184	Hall
10	3/23	H	PHI	12-14	L	8-2	O'Toole	15,243	Gait

1997 RESULTS (T-2ND PLACE)

NO.	DATE	H/A	OPP.	SCORE	W/L	REC	GOALIE(S)	ATT.	GWG
1	1/4	H	ROC	17-19	L	0-1	O'Toole, Cowie	18,595	Mearns
2	1/18	H	BOS	15-13	W	1-1	O'Toole, Cowie	16,380	R.Kilgour
3	1/25	A	BOS	15-16	L	1-2	O'Toole, Cowie	5,463	Blanchard
4	2/7	A	BAL	22-15	W	2-2	O'Toole, Cowie	5,009	Tavares
5	2/8	H	NY	16-14	W	3-2	Cowie	17,348	Dowling
6	2/15	A	ROC	16-15	W	4-2	Cowie, O'Toole	6,751	Tavares
7	2/21	A	NY	16-18	L	4-3	Cowie	7,113	Seremet
8	3/15	H	PHI	8-16	L	4-4	O'Toole, Cowie	18,595	Gait
9	3/22	A	PHI	14-13+	W	5-4	O'Toole, Cowie	17,575	Dowling
10	3/29	H	BAL	19-14	W	6-4	O'Toole, Cowie	16,747	Cecconi

+ Overtime Decision

1998 RESULTS (T-3RD PLACE)

NO.	DATE	H/A	OPP.	SCORE	W/L	REC	GOALIE(S)	ATT.	GWG
1	1/3	H	PHI	12-14	L	0-1	Cowie, O'Toole	11,402	Miller
2	1/17	H	NY	16-12	W	1-1	O'Toole, Cowie	11,255	Luke
3	1/31	A	ROC	6-15	L	1-2	Cowie	7,353	Mearns
4	2/7	A	PHI	9-15	L	1-3	Cowie, O'Toole	15,065	Flynn
5	2/14	A	BAL	15-20	L	1-4	Cowie, Levis	7,268	Gait
6	2/20	H	ROC	16-15+	W	2-4	Cowie, Levis	14,230	Tavares
7	2/21	A	ONT	15-17	L	2-5	Levis, Cowie	5,841	Heardr
8	2/28	A	NY	14-13	W	3-5	O'Toole	7,029	Cordingley
9	3/7	H	BAL	10-12	L	3-6	O'Toole	11,989	Knight
10	3/14	H	ONT	14-12	W	4-6	O'Toole	11,913	D. Kilgour
11	4/4	A	SYR	20-16	W	5-6	O'Toole, Cowie	4,084	R. Kilgour
12	4/11	H	SYR	19-10	W	6-6	O'Toole	12,745	D. Squire

+ Overtime Decision

BUFFALO 2015 BANDITS MEDIA GUIDE

YEAR-BY-YEAR RESULTS

1999 RESULTS (6TH PLACE)

NO.	DATE	H/A	OPP.	SCORE	W/L	REC	GOALIE(S)	ATT.	GWG
1	1/8	A	PHI	18-17+	W	1-0	Disher, O'Neil	14,348	Marechek
2	1/16	H	BAL	15-22	L	1-1	O'Neill, Disher	10,216	Martin
3	1/22	A	TOR	10-11	L	1-2	O'Neill	11,052	Williams
4	1/29	H	SYR	17-16	W	2-2	O'Neill, Disher	8,129	Panos
5	1/30	A	NY	12-11	W	3-2	O'Neill	7,826	R. Kilgour
6	2/5	H	PHI	11-13	L	3-3	Disher	9,205	Marechek
7	2/27	A	BAL	16-15	W	4-3	Disher, O'Neill	8,203	Tavares
8	3/6	H	NY	12-13	L	4-4	Disher	8,536	Panetta
9	3/20	H	ROC	11-17	L	4-5	Disher, O'Neill	11,020	Kruger
10	3/27	H	TOR	12-13+	L	4-6	O'Neill	10,723	Voltman
11	4/3	A	ROC	13-15	L	4-7	O'Neill	8,136	Hollenbeck
12	4/10	A	SYR	11-14	L	4-8	Disher	3,452	Gait

+ Overtime Decision

2000 RESULTS (2ND PLACE)

NO.	DATE	H/A	OPP.	SCORE	W/L	REC	GOALIE(S)	ATT.	GWG
1	1/8	H	TOR	14-17	L	0-1	Disher	7,457	Toll
2	1/29	H	SYR	22-21	W	1-1	Disher, O'Neill	7,311	Accursi
3	2/5	H	ALB	21-17	W	2-1	Disher	6,742	Prat
4	2/12	A	PIT	14-17	L	2-2	Disher	5,218	Reese
5	2/18	H	ROC	18-14	W	3-2	Disher	7,393	Tavares
6	2/26	A	TOR	18-12	W	4-2	Disher	14,075	Malawsky
7	3/11	H	NY	19-18+	W	5-2	Disher	9,817	Tavares
8	3/18	A	ROC	13-16	L	5-3	Disher, O'Neill	9,269	Teat
9	3/25	A	NY	21-16	W	6-3	Disher, O'Neill	7,628	Williams
10	4/1	H	PHI	16-11	W	7-3	O'Neill	10,396	Tavares
11	4/8	A	PHI	11-22	L	7-4	O'Neill,	16,187	Marechek
12	4/15	A	ALB	15-13	W	8-4	Disher	5,428	Williams

+ Overtime Decision

2001 RESULTS (5TH PLACE)

NO.	DATE	H/A	OPP.	SCORE	W/L	REC	GOALIE(S)	ATT.	GWG
1	12/30	A	WSH	20-19	W	1-0	Wetherup, Komer	2,778	Kilgour
2	1/6	H	CLB	23-10	W	2-0	Wetherup, Komer	7,328	Sweet
3	1/20	H	PHI	26-18	W	3-0	Wetherup	8,261	Malawsky
4	1/27	H	TOR	13-14^	L	3-1	Wetherup	8,452	Stroup
5	2/3	H	OTT	25-14	W	4-1	Wetherup	8,111	Malawsky
6	2/10	H	WSH	17-21	L	4-2	Wetherup, Komer	8,184	Sims
7	2/16	A	OTT	21-12	W	5-2	Komer	7,083	Warder
8	2/24	A	PHI	12-17	L	5-3	Wetherup, Komer	16,566	Bergey
9	3/10	A	CLB	22-19	W	6-3	Komer, Wetherup	6,923	Ogilvie
10	3/17	H	ALB	18-13	W	7-3	Wetherup, Collins	7,620	Powell
11	3/25	H	ROC	9-10	L	7-4	Collins	8,333	C. Malwasky
12	3/30	A	ALB	17-14	W	8-4	Collins, Wetherup	4,108	Williams
13	3/31	A	ROC	12-19	L	8-5	Collins, Wetherup	11,016	Cordingley
14	4/7	A	NY	13-18	L	8-6	Collins, Wetherup	4,625	Colsey

^ Double-Overtime Decision

BUFFALO 2015 BANDITS MEDIA GUIDE

YEAR-BY-YEAR RESULTS

2002 RESULTS (4TH PLACE, CENTRAL DIVISION)

NO.	DATE	H/A	OPP.	SCORE	W/L	REC	GOALIE(S)	ATT.	GWG
1	11/24	H	WSH	17-15	W	1-0	Dietrich	6,718	McCready
2	12/1	H	MTL	17-18	L	1-1	Dietrich, Levis	6,118	Kelusky
3	12/16	A	NY	16-13	W	2-1	Dietrich	3,000	Driscoll
4	1/5	H	ROC	11-22	L	2-2	Dietrich, Levis	8,934	Soudan
5	1/18	A	CGY	13-12+	W	3-2	Dietrich	8,271	Tavares
6	1/25	A	PHI	7-8	L	3-3	Dietrich	11,785	Marechek
7	1/26	H	VAN	17-14	W	4-3	Dietrich	6,176	Maddalena
8	2/1	A	MTL	7-10	L	4-4	Dietrich	8,317	Dowling
9	2/2	H	CLB	12-8	W	5-4	Dietrich	8,826	Taylor
10	2/9	H	ALB	9-11	L	5-5	Dietrich, Levis	7,136	Teat
11	2/16	A	CLB	12-10	W	6-5	Dietrich	3,874	Maddalena
12	2/22	H	PHI	19-14	W	7-5	Dietrich	7,526	Howard
13	2/23	A	ALB	14-15+	L	7-6	Dietrich	3,000	Teat
14	3/2	H	TOR	7-8	L	7-7	Dietrich	7,948	Manning
15	3/9	A	ROC	7-12	L	7-8	Dietrich, Montour	9,724	Grant
16	3/23	A	WSH	23-22	W	8-8	Montour	3,000	Derks

+ Overtime Decision

2003 RESULTS (T-1ST PLACE, CENTRAL DIVISION)

NO.	DATE	H/A	OPP.	SCORE	W/L	REC	GOALIE(S)	ATT.	GWG
1	1/4	H	ALB	11-10	W	1-0	Dietrich	5,713	Caines
2	1/11	H	CLB	20-6	W	2-0	Dietrich	5,633	Tavares
3	1/19	A	NJ	10-4	W	3-0	Dietrich	3,011	Caines
4	1/24	A	TOR	13-17	L	3-1	Dietrich	15,221	Manning
5	1/25	H	CGY	23-17	W	4-1	Dietrich	5,590	Tavares
6	2/1	A	CLB	19-16	W	5-1	Dietrich	3,615	Crosbie
7	2/8	H	TOR	14-8	W	6-1	Dietrich	8,414	Steenhuis
8	2/15	A	ALB	16-11	W	7-1	Dietrich	3,074	McCready
9	2/16	H	NY	16-10	W	8-1	Quinn	5,531	Steenhuis
10	3/7	H	ROC	12-10	W	9-1	Dietrich	8,124	Plunkett
11	3/15	A	PHI	12-15	L	9-2	Dietrich	15,097	Marechek
12	3/21	H	OTT	12-9	W	10-2	Dietrich	7,943	Susheski
13	3/22	A	OTT	11-9	W	11-2	Dietrich	4,512	Accursi
14	3/29	A	ROC	9-18	L	11-3	Dietrich, Grant	10,379	Malawsky
15	4/5	H	NJ	19-12	W	12-3	Dietrich	7,957	Tavares
16	4/11	A	CGY	14-16	L	12-4	Quinn	13,859	Kelusky

BUFFALO 2015 BANDITS MEDIA GUIDE

YEAR-BY-YEAR RESULTS

2004 RESULTS (T-3RD PLACE, EAST DIVISION)

NO.	DATE	H/A	OPP.	SCORE	W/L	REC	GOALIE(S)	ATT.	GWG
1	1/3	H	ROC	12-11	W	1-0	Dietrich	8,595	Shannon
2	1/10	H	PHI	13-16	L	1-1	General, Dietrich	7,403	Ratcliffe
3	1/16	A	VAN	15-16+	L	1-2	Dietrich	6,324	Gill
4	1/18	A	ANA	16-12	W	2-2	Dietrich, General	4,102	Steenhuis
5	1/31	A	PHI	18-10	W	3-2	Dietrich	13,641	Derks
6	2/6	H	ROC	10-9	W	4-2	Dietrich	9,005	Powless
7	2/13	A	TOR	13-9	W	5-2	Dietrich, General	15,107	Tavares
8	2/14	H	ANA	13-11	W	6-2	General	8,767	Steenhuis
9	2/21	A	PHI	12-8	W	7-2	General	13,686	Steenhuis
10	2/28	A	ROC	12-13+	L	7-3	General	9,815	Williams
11	3/05	H	TOR	11-13	L	7-4	General	9,299	Manning
12	3/13	H	ARZ	13-11	W	8-4	Dietrich, General	9,230	Accursi
13	3/20	A	ROC	12-13+	L	8-5	General, Dietrich	9,783	Malawsky
14	3/26	A	TOR	11-14	L	8-6	Dietrich	18,809	Sheareer
15	3/27	H	TOR	9-15	L	8-7	General, Dietrich	10,599	Chapman
16	4/4	H	PHI	15-17	L	8-8	General, Dietrich	8,537	Martin

+ Overtime Decision

2005 RESULTS (2ND PLACE, EAST DIVISION)

NO.	DATE	H/A	OPP.	SCORE	W/L	REC	GOALIE(S)	ATT.	GWG
1	1/7	H	TOR	13-15	L	0-1	Dietrich, General	11,067	Shearer
2	1/21	A	MIN	15-10	W	1-1	Dietrich	13,198	Powless
3	1/22	A	COL	8-11	L	1-2	Dietrich, General	18,137	Panos
4	1/28	A	PHI	15-10	W	2-2	Dietrich	8,849	Smith
5	1/29	H	PHI	20-16	W	3-2	General	10,945	Shannon
6	2/11	H	ANA	20-9	W	4-2	Dietrich, General	8,805	Shannon
7	2/19	A	ROC	11-7	W	5-2	Dietrich	9,961	Powless
8	2/26	H	PHI	8-14	L	5-3	General, Dietrich	8,912	Ratcliffe
9	3/4	A	TOR	14-12	W	6-3	Dietrich	17,756	Steenhuis
10	3/11	A	MIN	23-16	W	7-3	Dietrich, General	8,254	Shannon
11	3/18	H	MIN	13-11	W	8-3	Dietrich	9,116	Crosbie
12	3/19	A	ROC	11-12+	L	8-4	Dietrich	10,102	Williams
13	3/26	H	TOR	8-12	L	8-5	Dietrich, General	11,309	Doyle
14	4/1	H	ROC	11-9	W	9-5	Dietrich	10,014	Teat
15	4/9	A	CGY	14-9	W	10-5	Dietrich	10,183	Tavares
16	4/16	H	SJS	13-10	W	11-5	General, Dietrich	12,138	Tavares

+ Overtime Decision

BUFFALO 2015 BANDITS MEDIA GUIDE

YEAR-BY-YEAR RESULTS

2006 RESULTS (1ST PLACE, EAST DIVISION)

NO.	DATE	H/A	OPP.	SCORE	W/L	REC	GOALIE(S)	ATT.	GWG
1	1/13	A	TOR	13-11	W	1-0	Dietrich	15,104	Steenhuis
2	1/21	H	TOR	13-10	W	2-0	Dietrich	13,072	Plunkett
3	1/28	A	ROC	10-11+	L	2-1	Dietrich	11,121	Grant
4	2/10	H	POR	16-6	W	3-1	Dietrich, Avery	10,395	Steenhuis
5	2/11	A	PHI	9-10	L	3-2	Dietrich	11,207	Cromwell
6	2/18	H	MIN	14-9	W	4-2	Dietrich, Avery	12,455	Bomberry
7	3/4	H	MIN	8-11	L	4-3	Dietrich	10,961	Hall
8	3/11	H	TOR	8-10	L	4-4	Dietrich	14,064	Sanderson
9	3/18	A	ROC	14-13+	W	5-4	Dietrich	10,209	Squire
10	3/24	A	MIN	13-11	W	6-4	Montour, Dietrich	9,553	Vyse
11	3/25	H	ROC	18-13	W	7-4	Dietrich, Montour	13,722	Teat
12	3/31	A	SJS	11-9	W	8-4	Dietrich	5,143	Bomberry
13	4/1	A	ARZ	13-10	W	9-4	Dietrich	6,759	Teat
14	4/8	H	COL	14-12	W	10-4	Dietrich	11,895	Tavares
15	4/14	H	PHI	8-7	W	11-4	Dietrich, Montour	10,379	Steenhuis
16	4/15	A	PHI	11-14	L	11-5	Montour	9,899	Greenhalgh

+ Overtime Decision

2007 RESULTS (2ND PLACE, EAST DIVISION)

NO.	DATE	H/A	OPP.	SCORE	W/L	REC	GOALIE(S)	ATT.	GWG
1	12/30	A	POR	10-11+	L	0-1	Thompson	8,437	Stapleford
2	1/12	H	NYT	14-16	W	1-1	Thompson	18,690	Tavares
3	1/13	A	COL	10-11+	L	1-2	Thompson	16,523	Carey
4	1/20	H	MIN	13-22	W	2-2	Thompson	12,883	Tavares
5	2/2	H	TOR	10-14	L	2-3	Thomspson	13,659	Thompson
6	2/3	A	TOR	8-13	L	2-4	Dietrich	15,471	Benesch
7	2/11	A	CHI	12-11	W	3-4	Dietrich	5,010	Tavares
8	2/17	A	PHI	12-8	W	4-4	Dietrich	12,688	Powless
9	2/24	H	PHI	12-13	W	5-4	Dietrich	14,882	Iannucci
10	3/4	A	MIN	16-15	W	6-4	Dietrich, Thompson	7,504	Dostie
11	3/17	A	NYT	11-8	W	7-4	Thompson	7,012	Teat
12	3/24	H	COL	15-19	W	8-4	Dietrich	15,156	Tavares
13	3/31	H	CHI	10-15	W	9-4	Thompson	16,228	Tavares
14	4/7	H	ARZ	5-15	W	10-4	Dietrich	13,492	Dostie
15	4/13	H	ROC	10-14	L	10-5	Dietrich, Thompson	15,334	Evans
16	4/14	A	ROC	8-14	L	10-6	Thompson, Sams	11,200	Hoar

+ Overtime Decision

BUFFALO 2015 BANDITS MEDIA GUIDE

YEAR-BY-YEAR RESULTS

2008 RESULTS (1ST PLACE, EAST DIVISION)

NO.	DATE	H/A	OPP.	SCORE	W/L	REC	GOALIE(S)	ATT.	GWG
1	1/11	H	ROC	9-12	L	0-1	Montour, Thompson	18,670	Lyons
2	1/12	A	ROC	14-9	W	1-1	Thompson	10,939	Lavery
3	1/19	H	NYT	17-13	W	2-1	Thompson	11,878	Dostie
4	1/26	A	PHI	14-15+	L	2-2	Thompson	10,542	Bergey
5	2/8	A	CGY	17-9	W	3-2	Thompson, Montour	10,922	Steenhuis
6	2/10	A	NYT	9-10+	L	3-3	Montour, Thompson	6,742	Hall
7	2/15	A	TOR	8-11	L	3-4	Montour	14,611	Taylor
8	2/16	H	MIN	16-14	W	4-4	Montour	14,446	Bomberry
9	2/24	A	CHI	13-8	W	5-4	Sams	3,250	Kruger
10	3/1	H	PHI	21-12	W	6-4	Montour, Thompson	13,720	Bomberry
11	3/8	H	MIN	11-7	W	7-4	Montour	12,313	Steenhuis
12	3/22	H	TOR	9-13	L	7-5	Montour, Thompson	15,320	Sanderson
13	4/5	H	COL	12-11	W	8-5	Thompson	16,905	Powells
14	4/12	A	ROC	6-11	L	8-6	Montour, Thompson	10,517	Evans
15	4/19	H	CHI	13-9	W	9-6	Montour	13,633	Steenhuis
16	4/26	H	POR	14-10	W	10-6	Thompson	18,325	Tavares

+ Overtime Decision

2009 RESULTS (T-1ST PLACE, EAST DIVISION)

NO.	DATE	H/A	OPP.	SCORE	W/L	REC	GOALIE(S)	ATT.	GWG
1	1/3	H	PHI	15-11	W	1-0	Thompson	18,690	Steenhuis
2	1/10	A	TOR	8-6	W	2-0	Montour	15,923	Tavares
3	1/16	H	ROC	23-6	W	3-0	Montour	15,494	Montour
4	1/24	A	MIN	10-9	W	4-0	Thompson	11,458	Tavares
5	1/29	A	EDM	13-8	W	5-0	Montour	6,298	Steenhuis
6	2/6	A	PHI	11-13	L	5-1	Thompson	10,506	Shannon
7	2/14	H	TOR	25-10	W	6-1	Montour	18,690	Tavares
8	2/20	A	TOR	17-16+	W	7-1	Montour, Thompson	12,844	Steenhuis
9	2/28	H	MIN	15-16	L	7-2	Montour	18,690	Marhol
10	3/14	A	ROC	14-15+	L	7-3	Montour, Thompson	9,134	Evans
11	3/21	H	POR	14-4	W	8-3	Montour	17,822	Vyse
12	3/28	H	NYT	9-11	L	8-4	Thompson	18,550	Alrich
13	4/4	A	BOS	15-11	W	9-4	Montour	7,073	Dostie
14	4/10	H	ROC	13-9	W	10-4	Montour	17,118	Vyse
15	4/11	A	NYT	9-12	L	10-5	Thompson	6,222	McLellan
16	4/18	H	BOS	12-13+	L	10-6	Montour	18,527	Morris

+ Overtime Decision

BUFFALO 2015 BANDITS MEDIA GUIDE

YEAR-BY-YEAR RESULTS

2010 RESULTS (1ST PLACE, EAST DIVISION)

NO.	DATE	H/A	OPP.	SCORE	W/L	REC	GOALIE(S)	ATT.	GWG
1	1/9	A	ROC	5-10	L	0-1	Montour	8,192	Gait
2	1/16	H	ROC	11-13	L	0-2	Montour	17,207	Gait
3	1/22	A	WAS	11-13	L	0-3	Montour, Goodleaf	2,879	Wiles
4	1/23	A	EDM	7-11	L	0-4	Montour	7,102	Secore
5	1/30	H	MIN	11-7	W	1-4	Montour	15,636	Francis
6	2/6	H	TOR	10-14	L	1-5	Montour	14,467	Manning
7	2/13	A	PHI	13-11	W	2-5	Goodleaf, Thompson	7,723	Harasym
8	2/27	H	PHI	11-15	L	2-6	Goodleaf	15,336	McGlone
9	3/6	H	ORL	12-10	W	3-6	Montour	16,184	Dostie
10	3/12	A	TOR	11-10+	W	4-6	Thompson	8,567	Tavares
11	3/13	A	BOS	9-8+	W	5-6	Thompson	9,062	Tavares
12	3/27	A	ROC	14-7	W	6-6	Thompson	10,652	Bucktooth
13	4/3	H	COL	11-12+	L	6-7	Goodleaf, Thompson	16,951	Carlson
14	4/10	H	TOR	13-10	W	7-7	Thompson	18,575	Accursi
15	4/16	A	ORL	7-9	L	7-8	Thompson	7,399	Powell
16	4/24	H	BOS	13-10	W	8-8	Thompson	18,480	Steenhuis

2011 RESULTS (1ST PLACE, EAST DIVISION)

NO.	DATE	H/A	OPP.	SCORE	W/L	REC	GOALIE(S)	ATT.	GWG
1	1/8	A	CGY	9-10	L	0-1	Thompson	9,590	Snider
2	1/15	A	PHI	9-6	W	1-1	Thompson	7,764	Kelusky
3	1/22	H	TOR	15-14+	W	2-1	Thompson	16,685	Self
4	1/29	A	TOR	5-8	L	2-2	Goodleaf	10,812	Doyle
5	2/4	H	MIN	15-12	W	3-2	Thompson	15,001	Tavares
6	2/12	A	PHI	16-7	W	4-2	Thompson	9,649	Kelusky
7	2/19	H	PHI	9-10	L	4-3	Goodleaf	15,344	Westervelt
8	3/5	H	ROC	11-8	W	5-3	Thompson	18,690	Tavares
9	3/6	A	BOS	9-8	W	6-3	Thompson	8,524	Hill
10	3/12	H	BOS	12-10	W	7-3	Thompson	16,347	Tavares
11	3/27	A	MIN	12-9	W	8-3	Thompson	9,294	Thenhaus
12	4/2	H	WAS	9-10+	L	8-4	Goodleaf, Thompson	18,690	Sedgwick
13	4/8	A	TOR	11-8	W	9-4	Thompson	15,084	Culp
14	4/9	A	ROC	9-8	W	10-4	Thompson	9,216	Steenhuis
15	4/16	H	BOS	9-16	L	10-5	Thompson, Goodleaf	17,318	Cotter
16	4/23	H	ROC	9-15	L	10-6	Goodleaf, Thompson	18,690	Hall

+ Overtime Decision

BUFFALO 2015 BANDITS MEDIA GUIDE

YEAR-BY-YEAR RESULTS

2012 RESULTS (4TH PLACE, EAST DIVISION)

NO.	DATE	H/A	OPP.	SCORE	W/L	REC	GOALIE(S)	ATT.	GWG
1	1/14	H	TOR	14-10	W	1-0	Thompson	16,356	Wiles
2	1/21	A	ROC	12-9	W	2-0	Thompson	9,776	Vyse
3	1/27	H	PHI	10-13	L	2-1	Thompson	14,492	Westervelt
4	1/28	A	MIN	11-19	L	2-2	Thompson, Goodleaf	8,232	Crawford
5	2/4	H	WAS	10-11+	L	2-3	Thompson	14,577	Duch
6	2/12	A	PHI	13-14	L	2-4	Thompson, Goodleaf	8,119	Westervelt
7	3/3	H	COL	13-16	L	2-5	Cosmo, Thompson	15,845	Hopcroft
8	3/10	A	ROC	10-13	L	2-6	Cosmo, Thompson	7,254	Powless
9	3/16	A	TOR	21-14	W	3-6	Cosmo, Thompson	12,153	Tavares
10	3/17	H	MIN	13-10	W	4-6	Thompson	15,003	Tavares
11	3/24	A	CGY	6-17	L	4-7	Cosmo, Thompson	7,687	M. Carnegie
12	3/31	H	TOR	9-15	L	4-8	Thompson, Cosmo	17,322	Billings
13	4/7	H	PHI	17-7	W	5-8	Cosmo	15,060	Steenhuis
14	4/14	A	EDM	8-11	L	5-9	Thompson, Cosmo	6,897	Small
15	4/21	H	ROC	14-9	W	6-9	Cosmo	18,690	Buchanan
16	4/28	A	WAS	17-16+	W	7-9	Cosmo	3,770	Tavares

+ Overtime Decision

2013 RESULTS (4TH PLACE, EAST DIVISION)

NO.	DATE	H/A	OPP.	SCORE	W/L	REC	GOALIE(S)	ATT.	GWG
1	1/11	A	PHI	8-13	L	0-1	Wagar, Cosmo	9,096	Crotty
2	1/12	H	MIN	13-12	W	1-1	Wagar, Cosmo	15,238	Smith
3	1/19	A	ROC	14-13	W	2-1	Cosmo	7,834	Kelusky
4	1/26	H	PHI	14-13	W	3-1	Cosmo	13,808	Wiles
5	2/2	H	TOR	12-14	L	3-2	Cosmo	14,918	Doyle
6	2/9	H	ROC	7-15	L	3-3	Cosmo, Wagar	14,833	Keogh
7	2/16	A	ROC	10-6	W	4-3	Cosmo	9,156	Smith
8	2/28	A	TOR	15-13	W	5-3	Cosmo	8,213	Self
9	3/1	H	PHI	10-11+	L	5-4	Cosmo	14,036	Westervelt
10	3/9	H	COL	6-12	L	5-5	Cosmo, Wagar	16,428	McBride
11	3/16	A	COL	13-16	L	5-6	Cosmo, Wagar	15,511	Dalgarno
12	3/23	H	EDM	7-14	L	5-7	Wagar, Cosmo	16,629	Knight
13	3/29	A	TOR	11-18	L	5-8	Cosmo, Wagar	11,546	Beirnes
14	4/6	A	MIN	7-21	L	5-9	Wagar, Cosmo	10,167	Tao
15	4/13	A	WAS	15-10	W	6-9	Wagar	3,442	Hominuck
16	4/20	H	ROC	9-10	L	6-10	Wagar	19,070	Keogh

+ Overtime Decision

BUFFALO 2015 BANDITS MEDIA GUIDE

YEAR-BY-YEAR RESULTS

2014 RESULTS (3RD PLACE, EAST DIVISION)

NO.	DATE	H/A	OPP.	SCORE	W/L	REC	GOALIE(S)	ATT.	GWG
1	12/28	H	PHI	13-17	L	0-1	Cosmo, Wagar	13,564	Ross
2	1/10	H	TOR	12-10	W	1-1	Cosmo	11,404	Tavares
3	1/12	A	PHI	12-11+	W	2-1	Cosmo	7,365	Tavares
4	1/18	A	COL	16-9	W	3-1	Cosmo	14,822	D. Smith
5	1/25	H	ROC	11-10	W	4-1	Cosmo	13,339	Resetarits
6	2/1	H	TOR	12-10	W	5-1	Cosmo	12,768	Benesch
7	2/8	A	ROC	6-9	L	5-2	Cosmo	9,280	Vitarelli
8	2/15	H	PHI	13-7	W	6-2	Cosmo	13,980	Steenhuis
9	3/8	H	MIN	12-9	W	7-2	Cosmo	15,330	D. Smith
10	3/15	H	COL	12-9	W	8-2	Cosmo	15,445	Williams
11	3/21	A	EDM	5-14	L	8-3	Cosmo, Wagar	7,071	Knight
12	3/23	A	MIN	9-10+	L	8-4	Cosmo	6,081	Crawford
13	3/29	A	VAN	8-12	L	8-5	Cosmo	3,197	Bucktooth
14	4/5	H	CGY	13-16	L	8-6	Cosmo	16,606	Snider
15	4/12	A	MIN	9-10	L	8-7	Cosmo	7,088	Schuss
16	4/18	A	TOR	9-13	L	8-8	Cosmo	11,276	Johnston
17	4/19	A	ROC	4-8	L	8-9	Cosmo	8,900	B. Self
18	4/26	H	ROC	14-16	L	8-10	Cosmo, Wagar	19,070	Jamieson

BUFFALO 2015 BANDITS MEDIA GUIDE

CAREER LEADERS (PLAYOFFS)

GAMES PLAYED

PLAYER	GAMES
John Tavares	33
Rich Kilgour	25
Mark Steenhuis	20
Pat McCready	16
Billy Dee Smith	16
Chris White	15
Darris Kilgour	13
Kyle Couling	12
Roger Vyse	12
Brian Hall	11

GOALS

PLAYER	GOALS
John Tavares	77*
Mark Steenhuis	41
Mike Accursi	30
Darris Kilgour	23
Kevin Dostie	15
Troy Cordingley	14
Jonas Derks	13
Bob Hamley	13
Rich Kilgour	13
Roger Vyse	13

ASSISTS

PLAYER	ASSISTS
John Tavares	106*
Darris Kilgour	32
Mike Accursi	26
Rich Kilgour	26
Mark Steenhuis	26
Delby Powless	25
Jim Veltman	25
Jason Crosbie	24
Roger Vyse	24
Pat McCready	21

WINS

PLAYER	WINS
Steve Dietrich	4
Bill Gerrie	4
Mike Thompson	4
Ross Cowie	3
Ken Montour	2
Pat O'Toole	2
Corey Quinn	1

PENALTY MINUTES

PLAYER	MINUTES
Darris Kilgour	65
Billy Dee Smith	53
Ian Llord	40
Pat McCready	31
Chris White	30
John Tavares	27
Rich Kilgour	26
Brian Hall	24
Jim Veltman	19
Kyle Couling	17

LOOSE BALLS

PLAYER	BALLS
John Tavares	242
Mark Steenhuis	140
Jim Veltman	133
Pat McCready	123
Rich Kilgour	89
Darris Kilgour	77
Brian Hall	69
Mike Accursi	67
Billy Dee Smith	59
Chris White	57

POINTS

PLAYER	POINTS
John Tavares	183*
Mark Steenhuis	67
Mike Accursi	56
Darris Kilgour	55
Rich Kilgour	39
Roger Vyse	37
Jim Veltman	34
Troy Cordingley	31
Kevin Dostie	30
Bob Hamley	30

Bold indicates current Bandits player

* NLL record

SAVES

PLAYER	SAVES
Steve Dietrich	277
Mike Thompson	269
Ross Cowie	202
Bill Gerrie	185
Ken Montour	127
Pat O'Toole	115
Corey Quinn	83
Anthony Cosmo	48

FACEOFFS WON

PLAYER	FOW
Rich Kilgour	352
Darris Kilgour	255
Rob Kirkby	225
Tom Phair	179
Brian Silcott	176
Cory Bomberry	161
Kevin Alexander	137
Delby Powless	68
Shaydon Santos	51

GAME WINNING GOALS

PLAYER	GWG
Mark Steenhuis	6
John Tavares	4
Darris Kilgour	3
Kevin Dostie	2
Mike Accursi	1
Kevin Alexander	1
Dean Cecconi	1
Brian Hall	1
Jim Veltman	1



BANDITS PLAYOFF HISTORY

1992

DIVISION SEMIFINALS

March 27

Attendance: Boston 16 at Buffalo 22
15,603
Game MVP: John Tavares, Buffalo
GWG: Jim Veltman
Goaltender: Bill Gerrie
Buffalo Goals: John Tavares - 6
Kevin Alexander - 4, Brian Hall - 3
Derek Keenan - 2, Darris Kilgour - 2
Jim Veltman - 2, Jim Bissell - 1
Bob Hamley - 1, Bill O'Hanlon - 1

DIVISION FINALS

April 4

Attendance: Buffalo 19 at Detroit 16
4,136
Game MVP: Bill Gerrie, Buffalo
GWG: Kevin Alexander
Goaltender: Bill Gerrie
Buffalo Goals: Bob Hamley - 4, Derek Keenan - 3
Kevin Alexander - 2, Jim Bissell - 2
Brian Hall - 2, Darris Kilgour - 2
Bill Meagher - 2, John Tavares - 2

MILL CHAMPIONSHIP

April 11

Attendance: Buffalo 11 at Philadelphia 10 (OT)
13,017
Game MVP: John Tavares, Buffalo
GWG: John Tavares
Goaltenders: Bill Gerrie (w), Ross Cowie
Buffalo Goals: John Tavares - 4
Kevin Alexander - 2, Tom Emmick - 1
Bob Hamley - 1, Derek Keenan - 1
Darris Kilgour - 1, Jim Veltman - 1

1993

DIVISION FINALS

April 3

Attendance: Boston 10 at Buffalo 12
16,325
Game MVP: Derek Keenan, Buffalo
GWG: Brian Hall
Goaltender: Ross Cowie
Buffalo Goals: Derek Keenan - 4
Kevin Alexander - 2, Stu Aird - 1
Troy Cordingley - 1, Tom Emmick - 1
Brian Hall - 1, Bob Hamley - 1
Rich Kilgour - 1

MILL CHAMPIONSHIP

April 10

Attendance: Philadelphia 12 at Buffalo 13
16,325
Game MVP: John Tavares, Buffalo
GWG: Darris Kilgour
Goaltender: Ross Cowie
Buffalo Goals: John Tavares - 4
Kevin Alexander - 2, Darris Kilgour - 2
Rich Kilgour - 2, Troy Cordingley - 1
Bob Hamley - 1, Derek Keenan - 1

1994

DIVISION FINALS

April 9

Attendance: Detroit 10 at Buffalo 16
15,836
Game MVP: Darris Kilgour, Buffalo
GWG: Darris Kilgour
Goaltender: Bill Gerrie
Buffalo Goals: Bob Hamley - 3, John Tavares - 3
Darris Kilgour - 2, Tyson Leies - 2
Brian Nikula - 2, Stu Aird - 1
Troy Cordingley - 1
Rich Kilgour - 1, Jim Veltman - 1

MILL CHAMPIONSHIP

April 16

Attendance: Philadelphia 26 at Buffalo 15
16,284
Game MVP: Paul Gait, Philadelphia
GWG: Paul Gait
Goaltenders: Bill Gerrie, Ross Cowie
Buffalo Goals: John Tavares - 3, Jim Veltman - 3
Bob Hamley - 2, Darris Kilgour - 2
Tyson Leies - 2, Stu Aird - 1
Troy Cordingley - 1, Glen Lay - 1

1995

MILL SEMIFINALS

March 25

Attendance: Philadelphia 19 at Buffalo 16
10,557
Game MVP: Gary Gait, Philadelphia
GWG: Steve Govett
Goaltenders: Ross Cowie, Bill Gerrie
Buffalo Goals: Troy Cordingley - 3
Derek Laub - 2, John Tavares - 2
Brian Hall - 2, Jim Veltman - 2
Dean Ceccconi - 2, Jamie Batley - 1
Stu Aird - 1, Darris Kilgour - 1

BANDITS PLAYOFF HISTORY

1996

MILL SEMIFINALS

April 6

Attendance: Rochester 10 at Buffalo 18
14,435
Game MVP: Travis Kilgour, Buffalo
GWG: John Tavares
Goaltender: Pat O'Toole
Buffalo Goals: Travis Kilgour - 4 John Tavares - 3,
Darris Kilgour - 3, Mark Cochrane - 1,
Mike Hasen - 1, Rich Kilgour - 1,
Brian Hall - 1, Ted Dowling - 1,
Jason Luke - 1, Troy Cordingley - 1,
Dean Cecconi - 1

MILL CHAMPIONSHIP

April 12

Attendance: Philadelphia 10 at Buffalo 15
16,230
Game MVP: Pat O'Toole, Buffalo
GWG: Dean Cecconi
Goaltender: Pat O'Toole
Buffalo Goals: Troy Cordingley - 3
Jason Luke - 3, Ted Dowling - 2
Travis Kilgour - 2, Steve Fannell - 1
John Tavares - 1, Rich Kilgour - 1
Darris Kilgour - 1, Dean Cecconi - 1

1997

MILL SEMIFINALS

April 5

Attendance: New York 10 at Buffalo 19
12,155
Game MVP: Ross Cowie, Buffalo
Goaltender: Ross Cowie
GWG: Darris Kilgour
Buffalo Goals: Ted Dowling - 4, Jason Like - 3
John Tavares - 3, Peter Parke - 2
Darris Kilgour - 2, Bill Callan - 2
Dean Cecconi - 1, Brian Hall - 1
Rich Kilgour - 1

MILL CHAMPIONSHIP

April 12

Attendance: Rochester 15 at Buffalo 12
18,055
Game MVP: Steve Dietrich, Rochester
Goaltender: Ross Cowie
GWG: Paul Gait
Buffalo Goals: John Tavares - 4, Peter Parke - 2
Tom Phair - 1, Mike Hasen - 1
Rich Kilgour - 1, Darris Kilgour - 1
Dean Cecconi - 1, Bill Callan - 1
John Tavares - 1, Jonas Derks - 1
Kerry Susheski - 1

1998

MILL SEMIFINALS

April 18

Attendance: Buffalo 12 at Philadelphia 17
9,795
Game MVP: Dallas Eliuk, Philadelphia
GWG: Michael Busza
Goaltender: Pat O'Toole
Buffalo Goals: Darris Kilgour - 4, Troy Cordingley - 3,
Travis Kilgour - 2, John Tavares - 2,
Rich Kilgour - 1

2000

NLL SEMIFINALS

April 21

Attendance: Rochester 15 at Buffalo 11
7,873
Game MVP: John Grant, Rochester
GWG: John Grant
Goaltender: Matt Disher, Marty O'Neill
Buffalo Goals: Chris Prat - 3, Craig Stevenson - 3
John Tavares - 2, Mike Accursi - 2
Derek Malawsky - 1

2003

NLL QUARTERFINALS

April 19

Attendance: Calgary 9 at Buffalo 16
6,761
GWG: Mark Steenhuis, Buffalo
Goaltender: Corey Quinn
Buffalo Goals: John Tavares - 4, Jonas Derks - 3
Mike Accursi - 3, Jason Crosbie - 2
Pat McCready - 1, Duane Jacobs - 1
Mark Steenhuis - 1, Rich Kilgour - 1

NLL SEMIFINALS

April 26

Attendance: Buffalo 13 at Rochester 16
8,834
Game MVP: Curt Malawsky, Rochester
GWG: John Grant
Goaltender: Corey Quinn
Buffalo Goals: Mike Accursi - 4, Aime Caines - 3
Duane Jacobs - 2, Jason Crosbie - 1
John Tavares - 1, Jonas Derks - 1
Kerry Susheski - 1



BANDITS PLAYOFF HISTORY

2004

NLL QUARTERFINALS

April 17 Buffalo 13 at Rochester 9
 Attendance: 7,029
 Game MVP: Mark Steenhuis, Buffalo
 GWG: Mark Steenhuis
 Goaltender: Steve Dietrich
 Buffalo Goals: Mark Steenhuis - 5, Jonas Derks - 4
 John Tavares - 2, Jason Crosbie - 1
 Jason Clark - 1

NLL SEMIFINALS

April 25 Buffalo 19 at Toronto 10
 Attendance: 14,618
 Game MVP: Steve Dietrich, Buffalo
 GWG: Mike Accursi
 Goaltender: Steve Dietrich
 Buffalo Goals: Jonas Derks - 4, AJ Shannon - 4
 Mike Accursi - 3, John Tavares - 2
 Jason Clark - 2, Bryan Kazarian - 1
 Mark Steenhuis - 1, Jason Crosbie - 1
 Rich Kilgour - 1

NLL FINALS

May 7 Buffalo 11 at Calgary 14
 Attendance: 19,289
 Game MVP: Curtis Palidwor, Calgary
 GWG: Jesse Phillips
 Goaltender: Steve Dietrich
 Buffalo Goals: John Tavares - 3, Mike Accursi - 3
 Pat McCready - 2, Jonas Derks - 1
 Mark Steenhuis - 1, Neal Powless - 1

2005

NLL SEMIFINALS

April 23 Rochester 19 at Buffalo 14
 Attendance: 10,014
 Game MVP: Mark Steenhuis, Buffalo
 GWG: John Grant
 Goaltenders: Steve Dietrich, Derek General
 Buffalo Goals: Mark Steenhuis - 5, AJ Shannon - 3,
 John Tavares - 3, Dan Teat - 1,
 Pat McCready - 1, Aime Caines - 1,
 Delby Powless - 1

2006

NLL QUARTERFINALS

April 23 Minnesota 10 at Buffalo 11
 Attendance: 8,110
 Game MVP: John Tavares, Buffalo
 GWG: Mark Steenhuis
 Goaltender: Steve Dietrich
 Buffalo Goals: John Tavares - 3, Mark Steenhuis - 2,
 Dan Teat - 2, Pat McCready - 1,
 Cory Bomberry - 1, Kim Squire - 1,
 Delby Powless - 1

NLL SEMIFINALS

April 29 Rochester 10 at Buffalo 15
 Attendance: 10,897
 Game MVP: Steve Dietrich, Buffalo
 GWG: Mark Steenhuis
 Goaltender: Steve Dietrich
 Buffalo Goals: John Tavares - 3, Mark Steenhuis - 2,
 Dan Teat - 2, Jason Crosbie - 2,
 Cory Bomberry - 2, Roger Vyse - 2,
 Billy Dee Smith - 1, Delby Powless - 1

NLL FINALS

May 13 Colorado 16 at Buffalo 9
 Attendance: 16,104
 Game MVP: Gavin Prout, Colorado
 GWG: Gavin Prout
 Goaltender: Steve Dietrich, Ken Montour
 Buffalo Goals: Troy Bonterre - 2, Mark Steenhuis - 1,
 John Tavares - 1, Dan Teat - 1,
 Jason Crosbie - 1, Roger Vyse - 1,
 Kim Squire - 1, Delby Powless - 1

2007

NLL QUARTERFINALS

April 22 Minnesota 8 at Buffalo 14
 Attendance: 9,003
 Game MVP: John Tavares, Buffalo
 GWG: John Tavares
 Goaltender: Michael Thompson
 Buffalo Goals: John Tavares - 3, Kevin Dostie - 2,
 Dan Teat - 2, Jason Crosbie - 2
 Clay Hill - 1, Pat McCready - 1
 Brett Bucktooth - 1, Delby Powless - 1

NLL SEMIFINALS

April 27 Buffalo 13 at Rochester 14
 Attendance: 8,558
 Game MVP: Mike Accursi, Rochester
 GWG: John Grant
 Goaltender: Michael Thompson
 Buffalo Goals: John Tavares - 2, Mark Steenhuis - 2,
 Brett Bucktooth - 2, Kevin Dostie - 2
 Cory Bomberry - 2, Rich Kilgour - 1
 Delby Powless - 1, Jason Crosbie - 1

BANDITS PLAYOFF HISTORY

2008

NLL QUARTERFINALS

May 2
 Philadelphia 12 at Buffalo 14
 Attendance: 9,344
 Game MVP: Michael Thompson, Buffalo
 GWG: Kevin Dostie
 Goaltender: Michael Thompson
 Buffalo Goals: Mike Accursi - 4, Kevin Dostie - 3, Billy Dee Smith - 2, Delby Powless - 2, John Tavares - 1, Brett Bucktooth - 1, Cory Bomberry - 1

NLL SEMIFINALS

May 10
 New York 12 at Buffalo 19
 Attendance: 11,012
 Game MVP: Mark Steenhuis, Buffalo
 GWG: Kevin Dostie
 Goaltender: Ken Montour
 Buffalo Goals: Mark Steenhuis - 7, Brett Bucktooth - 3, Kevin Dostie - 3, John Tavares - 2, Mike Accursi - 2, Billy Dee Smith - 1, Roger Vyse - 1

NLL FINALS

May 17
 Portland 13 at Buffalo 14
 Attendance: 18,690
 Game MVP: Mark Steenhuis
 GWG: Mark Steenhuis
 Goaltender: Michael Thompson
 Buffalo Goals: Mark Steenhuis - 5, Kevin Dostie - 3, John Tavares - 2, Billy Dee Smith - 1, Brett Bucktooth - 1, Mike Accursi - 1, Roger Vyse - 1

2009

NLL QUARTERFINALS

May 2
 Boston 8 at Buffalo 11
 Attendance: 13,343
 Game MVP: Mark Steenhuis, Buffalo
 GWG: Mark Steenhuis
 Goaltender: Ken Montour
 Buffalo Goals: Mark Steenhuis - 4, John Tavares - 2, Sean Greenhalgh - 1, Kyle Schmelzle - 1, Thomas Montour - 1, Mike Accursi - 1, Cory Bomberry - 1

NLL SEMIFINALS

May 19
 Buffalo 3 at New York 9
 Attendance: 5,644
 Game MVP: Matt Vinc, New York
 GWG: Brendan Mundorf
 Goaltender: Ken Montour
 Buffalo Goals: Kevin Dostie - 1, Sean Greenhalgh - 1, Mike Accursi - 1

2010

NLL QUARTERFINALS

May 6
 Buffalo 11 at Toronto 13
 Attendance: 9,367
 Game MVP: Stephan LeBlanc, Toronto
 GWG: Stephan LeBlanc
 Goaltenders: Mike Thompson, Angus Goodleaf
 Buffalo Goals: Mike Accursi - 6, Mark Steenhuis - 2, Brett Bucktooth - 2, Roger Vyse - 1

2011

NLL QUARTERFINALS

April 30
 Boston 10 at Buffalo 11
 Attendance: 11,273
 Game MVP: Roger Vyse, Buffalo
 GWG: John Tavares
 Goaltender: Mike Thompson
 Buffalo Goals: Roger Vyse - 4, John Tavares - 3, Mark Steenhuis - 2, Tracey Kelusky - 1, Chad Culp - 1

NLL SEMIFINALS

May 7
 Toronto 12 at Buffalo 11
 Attendance: 12,349
 Game MVP: Garrett Billings, Toronto
 GWG: Garrett Billings
 Goaltenders: Mike Thompson, Angus Goodleaf
 Buffalo Goals: Kyle Clancy - 4, Roger Vyse - 3, Chad Culp - 2, Tracey Kelusky - 1, Clay Hill - 1

2012

NLL QUARTERFINALS

May 5
 Buffalo 6 at Toronto 7
 Attendance: 9,472
 GWG: Brenden Thenhaus
 Goaltender: Anthony Cosmo
 Buffalo Goals: John Tavares - 2, Tracey Kelusky - 1, Scott Self - 1, Mark Steenhuis - 1, Luke Wiles - 1



BANDITS PLAYOFF HISTORY

2014

EAST DIVISION SEMIFINAL

May 3

Buffalo 15 at Toronto 13
Attendance: 7,867
GWG: Chad Culp
Goaltender: Anthony Cosmo
Buffalo Goals: Ryan Benesch - 7, John Tavares - 2,
Chad Culp - 1, Mark Steenhuis - 1,
Andrew Watt - 1, Shawn Williams - 1,
Jamie Rooney - 1, Dhane Smith - 1

EAST DIVISION FINAL

Game 1: May 10

Rochester 8 at Buffalo 12
Attendance: 9,209
GWG: Dhane Smith
Goaltender: Anthony Cosmo
Buffalo Goals: Mark Steenhuis - 4, John Tavares - 4,
Dhane Smith - 3, Chad Culp - 1

Game 2: May 17

Buffalo 8 at Rochester 13
Attendance: 8,651
GWG: Joel McCready
Goaltender: Anthony Cosmo
Buffalo Goals: Dhane Smith - 3, Jamie Rooney - 2,
Mark Steenhuis - 1, John Tavares - 1,
Ryan Benesch - 1

Mini-Game: May 17

Buffalo 1 at Rochester 2 (OT)
Attendance: 8,651
GWG: Cory Vitarelli
Goaltender: Anthony Cosmo
Buffalo Goals: Joe Resetarits - 1

BUFFALO 2015 BANDITS MEDIA GUIDE

BANDITS ALL-TIME DRAFT HISTORY

1991

PLAYER	ROUND	NUMBER	POSITION	FROM
Darris Kilgour	1		F	Nazareth College
John Zulberti	2		F	Syracuse University
Jacob Lazore	3		F	Nazareth College
Darren Mutch	4		F	Niagara University
Ross Cowie	5		G	Brock University

1992

PLAYER	ROUND	NUMBER	POSITION	FROM
Tom Marachek	1	6	F	Syracuse University
Troy Cordingley	2	12	F	Lakehead University
Miles General	3	18	F	Six Nations (OLA Jr. A)
Randy Mearns	4	24	F	Canisius College
Marty Calder	5	30	F	Brock University

1993

PLAYER	ROUND	NUMBER	POSITION	FROM
Gil Nieuwendyk	1	6	F	Barrie, Ontario
Andy Shaughnessy	2	12	F	Sir Sanford Fleming
Tyson Leies	3	18	F	Victoria (WLA)
Jeff Hardill	4	24	F	U. of Ottawa
Jamie Grimoldby	5	30	F	Georgian

1994

PLAYER	ROUND	NUMBER	POSITION	FROM
Rodd Squire	1	5	F	Six Nations (OLA Jr. A)
Grant Johnston	2	11	F	Brock University
Travis Kilgour	3	17	F	St. Catharines (OLA Jr. A)
Jamie Batley	3	18	F	UMBC
Mika Hasen	4	23	F	Brock University
Kevin Haynes	5	29	F	Loyola College

1995

PLAYER	ROUND	NUMBER	POSITION	FROM
Jason Luke	1	3	F	St. Catharines (OLA Jr. A)
Shaydon Santos	2	9	F	Brock University
John Grant, Jr.	3	15	F	Peterborough (OLA Jr. A)
Tracey Kelusky	4	21	F	Peterborough (OLA Jr. A)
Brian Beisel	5	27	F	Brampton (OLA Major)

1996

PLAYER	ROUND	NUMBER	POSITION	FROM
Mike Murray	1		F	Brampton (OLA Major)
Rusty Kruger	2		F	Orangeville (OLA Jr. A)
Gary Scott	3		F	Orangeville (OLA Jr. A)
Jim Rankin	4		G	Orangeville (OLA Jr. A)
Ryan Sanderson	5		F	Rochester Institute of Technology

BUFFALO 2015 BANDITS MEDIA GUIDE

BANDITS ALL-TIME DRAFT HISTORY

1997

PLAYER	ROUND	NUMBER	POSITION	FROM
Casey Zaph	1	7	F	Peterborough (OLA Major)
Marty O'Brien	1	8	F	Whitby (OLA Jr. A)
Bob Henry	2	15	F	Six Nations (OLA Major)
Gary Scott	3	23	F	Orangeville
Clay Squire	4	31	F	Six Nations (OLA Major)
Sean Howe	5	39	F	St. Catharines (OLA Jr. A)
Cort Knodel	6	47	F	Canisius College
Chris Clark	7	55	F	Michigan State University
Chris Levis	8	63	G	Six Nations (OLA Jr. A)
Jeff Hanson	9	71	F	Burnaby (WLA Jr. A)

1998

PLAYER	ROUND	NUMBER	POSITION	FROM
Matt Disher	1	7	G	New Westminster (WLA Major)
John Fay	2	12	F	Duke University
Ryan McDermott	3	18	F	Nazareth College
D'Arcy Sweet	4	25	F	Butler University
Rich Schwanke	5	32	F	Hobart College
John Lipinski	5	33	F	St. Catharines (OLA Jr. A)
Andy Ogilvie	6	40	F	Coquitlam (WLA Major)
Jamie Bowen	7	47	F	North Shore (WLA Major)
Tim Bomberry	8	54	F	Six Nations (OLA Major)
Scott Komer	9	61	F	Burlington (OLA Jr. A)

1999

PLAYER	ROUND	NUMBER	POSITION	FROM
Todd Richard	2	10	F	University of Hartford
Pat Maddelena	2	14	F	Burlington (OLA Jr. A)
Trent Hill	3	19	F	Six Nations (OLA Jr. A)
Adam Pascal	3	20	F	Middlebury College
Steve Evans	3	22	F	Peterborough (OLA Jr. A)
Scott Self	4	27	F	Peterborough (OLA Jr. A)
Sean Holmes	5	35	F	Missaussaga (OLA Jr. A)
Scott Hochstadt	6	43	F	University of Maryland
Mario Lopez	6	51	F	University of Massachusetts
Josh Black	7	55	F	St. Catharines (OLA Major)
Marcus Maeus	8	59	F	Pace University
Tyler Francey	9	67	D	Whitby (OLA Jr. A)

2000

PLAYER	ROUND	NUMBER	POSITION	FROM
Ryan Powell	1	2	F	Syracuse University
Ryan Curtis	2	13	D	University of Virginia
Patrick Merrill	2	15	F	Orangeville (OLA Jr. A)
Joe Ceglia	3	20	D	Syracuse University
Tim Byrnes	5	43	F	Syracuse University
Drew McKnight	6	52	F	University of Virginia
T.J. Durnan	7	61	F	Duke University
Jake Coon	8	65	G	Nazareth College
Jared Froid	8	70	D	Duke University
Kevin Kelley	9	79	F	Syracuse University

BUFFALO 2015 BANDITS MEDIA GUIDE

BANDITS ALL-TIME DRAFT HISTORY

2001

PLAYER	ROUND	NUMBER	POSITION	FROM
Brad Self	2	18	M	Peterborough (OLA Jr. A)
Bryan Sanchez	3	27	M	Middlebury College
Milan Gajic	5	67	D	Burnaby (WLA Jr. A)
Dan Bowman	6	74	D	St. Catherines (OLA Jr. A)
Randy McNeil	7	87	A	St. Josephs University
Al Terilli	8	100	M	Nazareth College
Jeff Hochalter	9	113	D	Burlington (OLA Jr. A)

2002

PLAYER	ROUND	NUMBER	POSITION	FROM
Billy Dee Smith	1	3	D	St. Catharines (OLA Jr. A)
Mike Longboat	4	43	F	St. Catharines (OLA Jr. A)
Tyler Harris	4	45	F	Clarington Green Gaels (OLA Jr. B)
Louis Alfred	5	55	F	Kahanawake (OLA Jr. B)
Vincent Crawford	7	79	D	Whitby (OLA Jr. A)
Francis Dostie	8	91	F	Brampton (OLA Jr. A)
Craig Sleeman	9	103	D	Nazareth College

2002 MONTREAL DISPERSAL DRAFT

PLAYER	ROUND	NUMBER	POSITION	FROM
Aime Caines	1 (6th overall)			
Kelly Sullivan	2 (18th overall)			

2003

PLAYER	ROUND	NUMBER	POSITION	FROM
A.J. Shannon	1	6	F	University of Virginia
Adam Doneger	4	36	F	Johns Hopkins University
Scott Gillingham	5	46	F	Mississauga
David Brown	6	56	D	Toronto Beaches
Nathan Russell	7	66	F	New Westminster
Jon Ianucci	8	77	F	Coquitlam

2003 OTTAWA DISPERSAL DRAFT

PLAYER	ROUND	NUMBER	POSITION	FROM
Jason Clark	1 (9th overall)			
Marc Landriault	2 (20th overall)			
Mike Hamilton	3 (31st overall)			

2004

PLAYER	ROUND	NUMBER	POSITION	FROM
Delby Powless	1	1	F	Rutgers University
Jamie Rooney	3	21	F	Elora Mohawks (OLA Jr. B)
Regy Van Velzen	4	41	F	Spartan Warriors (OLA Jr. B)
Chris Passavia	4	43	D	University of Maryland
Mike Weadick	5	54	F	Elora Mohawks (OLA Jr. B)
Brian Myers	6	65	F	Towson University

2004 VANCOUVER DISPERSAL DRAFT

PLAYER	ROUND	NUMBER	POSITION	FROM
Curt Malawsky	1 (9th overall)			

BUFFALO 2015 BANDITS MEDIA GUIDE



BANDITS ALL-TIME DRAFT HISTORY

2005

PLAYER	ROUND	NUMBER	POSITION	FROM
Jeff Shattler	1	10	F	Brampton (OLA Jr. A)
Roger Vyse	2	12	F	Limestone College
Mike Poulin	2	21	G	Orangeville (OLA Jr. A)
Ian Llord	4	42	D	St. Catharines (OLA Jr. A)
Gene Tundo Jr.	6	65	G	University of Massachusetts

2006

PLAYER	ROUND	NUMBER	POSITION	FROM
Brett Bucktooth	1	3	F	Syracuse University
Joe Walters	2	18	F	University of Maryland
Jay Thorimbert	2	24	D	Niagara (OLA Jr. B)
Brenden Thenhaus	3	37	F	Oakville (OLA Jr. B)
Brent Miller	4	47	D	Niagara (OLA Jr. B)
Nolan Godfrey	4	50	F	Merrimack College
Daniel Sams	5	76	G	Peterborough (OLA Jr. A)

2007

PLAYER	ROUND	NUMBER	POSITION	FROM
Brandon Swamp	2	18	F	SUNY Potsdam
Chris Lalonde	3	39	F	Wallaceburg (OLA Jr. B)
Jon Mason	5	65	F	Roanoke College
Brent Wiotowicz	5	67	F	Hamilton (OLA Jr. B)

2008

PLAYER	ROUND	NUMBER	POSITION	FROM
Eryn Jones	3	35	D	Six Nations (OLA)
Tory Gardner	4	49	D	Six Nations (OLA)
Shane Pollock	5	62	F	Wallaceburg (OLA Jr. B)
Dustin Dunn	6	65	D	SUNY Potsdam

2008 ARIZONA & BOSTON DISPERSAL DRAFT

PLAYER	ROUND	NUMBER	POSITION	FROM
Craig Conn	1 (10th overall)			
Brian Croswell	2 (15th overall)			
Joe Smith	3 (34th overall)			

2008 ARIZONA DISPERSAL DRAFT

PLAYER	ROUND	NUMBER	POSITION	FROM
Greg Hinman	1 (13th overall)			

2008 CHICAGO DISPERSAL DRAFT

PLAYER	ROUND	NUMBER	POSITION	FROM
Cody Jacobs	1 (12th overall)			
Cory Stringer	2 (21st overall)			

2009

PLAYER	ROUND	NUMBER	POSITION	FROM
Kyle Clancy	1	10	F	Peterborough (OLA Jr. A)
Chris Corbeil	2	15	D	Brampton (OLA Jr. A)
Steve Priolo	2	21	D	St. Catharines (OLA Jr. A)
Zach McIlmoyle	4	39	F	Peterborough (OLA Jr. A)
Matt Friedman	6	60	D	Canisius College

2009 PORTLAND DISPERSAL DRAFT

PLAYER	ROUND	NUMBER	POSITION	FROM
Jamison Koesterer	1 (9th overall)			

BANDITS ALL-TIME DRAFT HISTORY

2010

PLAYER	ROUND	NUMBER	POSITION	FROM
Travis Irving	1	9	F	New Westminster (BC Jr. A)
Ben McCullough	2	13	F	SUNY Potsdam
Wayne Van Every	2	21	F	Six Nations (OLA Jr. B)
Holdon Vyse	4	37	D	Six Nations (OLA Jr. A)
Jimmy Purves	5	47	F	Sarnia (OLA Jr. B)
Elijah Printup	6	57	T	Six Nations (OLA Jr. A)
Jordan Costa	6	60	F	Mississauga (OLA Jr. B)

2010 ORLANDO DISPERSAL DRAFT

PLAYER	ROUND	NUMBER	POSITION	FROM
Jesse Guerin	2 (16th overall)			
Matt Brown	3 (26th overall)			

2011

PLAYER	ROUND	NUMBER	POSITION	FROM
Jeremy Thompson	2	9	T	Syracuse University
Jeff Cornwall	2	15	D	Coquitlam (BC Jr. A)
Connor Daly	3	24	D	Burlington (OLA Jr. A)
Jerome Thompson	3	25	F	St. Regis (QSL Sr. B)
Billy Bitter	4	33	F	University of North Carolina
Dwight Bero	5	41	D	St. Regis (QSL Sr. B)
Lloyd Chrysler	6	51	D	St. Catharines (OLA Jr. A)

2011 BOSTON DISPERSAL DRAFT

PLAYER	ROUND	NUMBER	POSITION	FROM
Kevin Buchanan	1 (6th overall)			
Damon Edwards	2 (15th overall)			

2012

PLAYER	ROUND	NUMBER	POSITION	FROM
Dhane Smith	1	5	T	Kitchener-Waterloo (OLA Jr. A)
Hayden Smith	2	13	T	Orangeville (OLA Jr. A)
Jordan Critch	2	16	T	Orangeville (OLA Jr. A)
Carter Bender	2	18	F	Brampton (OLA Jr. A)
Kevin Brownell	3	22	T	Robert Morris University
Joel Matthews	4	31	F	University of Detroit Mercy
Wenster Green	5	40	D	Six Nations (OLA Jr. A)

2013

PLAYER	ROUND	NUMBER	POSITION	FROM
Nick Diachenko	2	14	T	University of Delaware
Mitch Wilde	2	15	T	Robert Morris University
Eric Penney	5	38	G	St. Catharines (OLA Jr. A)
Carter Bender	6	47	T	Okotoks (OLA Jr. A)
Dylan Goddard	6	53	F	Clarington (OLA Jr. B)

2014

PLAYER	ROUND	NUMBER	POSITION	FROM
Brandon Goodwin	1	9	T	Adelphi University
Matthew Bennett	2	14	T	Brampton (OLA Jr. A)
Tyler Ferreira	2	18	F	Brampton (OLA Jr. A)
Jordan Dance	3	24	F	Orangeville (OLA Jr. A)
Mike Melnychenko	6	49	F	Chestnut Hill College

BUFFALO 2015 BANDITS MEDIA GUIDE



ALL-TIME HOME AND AWAY RECORDS

YEAR	HOME					AWAY				
	GP	W	L	GF	GA	GP	W	L	GF	GA
1992	4	2	2	81	75	4	3	1	80	50
1993	4	4	0	72	53	4	4	0	71	55
1994	4	3	1	60	47	4	3	1	61	52
1995	4	2	2	61	54	4	1	3	48	54
1996	5	3	2	89	64	5	5	0	83	63
1997	5	3	2	75	76	5	3	2	83	77
1998	6	4	2	87	75	6	2	4	79	96
1999	6	1	5	78	94	6	3	3	80	83
2000	6	5	1	110	98	6	3	3	92	96
2001	7	4	3	131	100	7	4	3	117	118
2002	8	4	4	109	110	8	4	4	99	102
2003	8	8	0	127	82	8	4	4	104	106
2004	8	4	4	96	103	8	4	4	109	95
2005	8	5	3	106	96	8	6	2	111	97
2006	8	6	2	99	78	8	5	3	94	89
2007	8	6	2	120	97	8	4	4	87	91
2008	9	7	2	122	101	7	3	4	81	73
2009	8	5	3	126	80	8	5	3	97	90
2010	8	4	4	92	91	8	4	4	77	79
2011	8	4	4	89	95	8	6	2	80	64
2012	8	4	4	100	91	8	3	5	98	113
2013	8	2	6	78	100	8	4	4	98	113
2014	9	6	3	112	104	9	2	7	78	96
TOTALS	157	96	61	2,220	1,965	155	85	70	2,002	1,929

BUFFALO 2015 BANDITS MEDIA GUIDE

ALL-TIME UNIFORM NUMBERS

0	Ben McCullough	20	Derek Hopcroft, Chad Culp, Rusty Kruger, Andy Ogilvie, Shaydon Santos, Gary Edmands
1	Matt Disher, Ross Cowie	21	Daryl Seymour, Jeff Hardill, Jim Bissell, Ted Dowling, Neil Doddridge
2	Ian Llord, Troy Bonterre, Ray Guze, Ryan Powell, Ryan McDermott, Clint Jones	22	Andrew Watt , Kyle Clancy, Ryan Powell, Travis Kilgour, *Bill Meagher
3	Billy Dee Smith , Roy Colsey, Ryan Sanderson	23	Steve Priolo , Pat McCready, Bob Fisher
4	Joel Matthews, Scott Self, Andrew Lazore, Mario Lopez, Brian Silcott, Tom Phair	24	Mitch Jones, Kyle Schmelzle, Chris Seller, Matt Steinwald, Jason Luke
5	Joe Resetarits , Frank Resetarits, Clay Hill, Glen Lay, Steve Fannel	25	Drew Candy, Jonas Derks
6	Derek Suddons, Chris White, Neal Powless, Rob Kirkby, Miles General, Gerry Hiltz, Mike Benedict	26	Brett Bucktooth, Greg Floris, Craig Gelsvik, Kevin Alexander
7	Derek Suddons , Jon Harasym, Chris Prat, Derek Laub	27	Glen Bryan, Mat Giles, Kyle Couling
8	Kevin Brownell , Delby Powless, AJ Shannon, Sean Holmes, Craig Stevenson	28	Mike Hominuck, Clay Hill, Jim Vilneff, Bob Hamley, Nick Trudeau
9	Mark Steenhuis , Mark Cochrane, Neil Doddridge, Bob Henry	29	Ken Montour
10	Aaron Wilson, Mike McNamara, Brenden Thenhaus, Pat McCready, Darren Mutch, Andy Ogilvie, Grant Johnston, Mike Hasen	30	Steve Dietrich, Clint Jones
11	John Tavares	31	Corey Quinn, Pat O'Toole
12	Brian Crowell, Brandon Swamp, Kyle Schmelzle, Lindsay Plunkett, Brian Nikula, Mark Burnam, Casey Zaph, Jamie Batley	32	Chris Langdale, Jim Veltman
13	David Brock , Jeff Cornwall, Jonas Derks, Marc Landriault, John Rosa, Bill Kerr, Matt Hunt	33	Kevin Buchanan, Ken Montour, Chris Levis, Kevin Brunsch, Rich Kilgour, Robert Henry, Brent Rothfuss
14	Mike McNamara, Joe Smith, Kyle Jamieson, Shane Wannamaker, Tim Bomberry, John Zulberti	34	**Thomas Gardner , Rodd Squire, Clint Jones, Chris Clark
15	Luke Wiles, Chris Corbeil, Dan Teat, Kevin Howard, Jamie Batley, Barry Powless, Dan Teat	35	Darris Kilgour
16	Rich Kilgour , Bill O'Hanlon	36	Randy Mearns, Stu Aird
17	Ryan Benesch , Tracey Kelusky, Brandon Swamp, Kyle Laverty, D'Arcy Sweet, Brian Hall	37	Nick Cotter, Travis Kilgour, Tom Emmick
18	Glen Bryan, AJ Shannon, Phil Sanderson, Randy Fraser, Derek Malawsky, Cam Bomberry, Randy Mearns, Neil Doddridge, Donald Henry	38	Kurtis Wagar, Scott Komer
19	Chad Culp , Darryl Gibson, Sean Greenhalgh, Brenden Thenhaus, Tyler Francey, Jason Clark, Kelly Sullivan, Andy Dudun, Andy Ogilvie, Kevin Cox, Tyler Francey	39	Bill Warder, Bill Gerrie
		40	Scott Komer, Troy Cordingley, Mike Mooradian
		42	Rory Smith, Pat Maddalena
		43	Darris Kilgour
		44	Anthony Cosmo , Mike Accursi, Steve Kisslinger, Dean Cecconi, Andy Shaughnessy



ALL-TIME UNIFORM NUMBERS

45	Derek Keenan	91	Jordan Critch, Darryl Gibson, Chris Clark, Steve Fannell
46	Carl Jutzin, Paul Day	92	Dhane Smith , Dallas Squire
47	Peter Tavares	93	Chris Driscoll, Kim Squire
48	Derek Collins, Marty O'Neill	94	Ryan Sanderson
49	Aime Caines, Chris Redwood, Tyson Leies	97	Hayden Smith, Bryan Kazarian
51	Shawn Williams, Kevin Dostie	98	Jimmy Purves, Mike Mooradian
53	Chris Panos	99	Delby Powless
54	Jason Crosby		
55	Mitch Wilde , Angus Goodleaf, Jamie Hackel, Clay Squire, Scott Driscoll		* Due to a last-minute roster change (injury related - D. Kilgour), Bill Meagher was pressed into action March 26, 1994 vs. Detroit and had to wear sweater number 9 (Mark Cochrane was also scratched due to injury that night).
56	Drew Petkoff, Scott Self		** Jersey number 34 was retired in memory of Thomas Gardner, a renowned local coach who helped organize lacrosse in Orchard Park, NY and across Western New York.
60	Ryan Avery		Bold indicates active player <i>Italics indicates retired number</i>
63	Tom Montour		
65	Clay Hill		
66	Alexander Kedoh Hill , Mike Thompson, Scott Hochstadt		
72	Cory Bomberry		
74	Jeremy Thompson		
75	Jay Thorimbert		
77	Kyle Sweeney, Jeff Shattler, Brandon Piccarreto, Bill Callan		
81	Roger Vyse		
84	Brandon Francis, Kerry Susheski		
85	Derek General		
86	Daniel Sams		
88	Travis Irving, Cody Jacobs, Rich Catton, Jason Henhawk		
89	Carter Bender, Derek Graham		
90	Jamie Rooney , Mike Hominuck, Phil Wetherup		

BUFFALO 2015 BANDITS MEDIA GUIDE

ALL-TIME INDIVIDUAL SCORING

A	PLAYER (SEASONS)	SEASONS	GP	G	A	PTS	PIM	UNIF./NO.
	Accursi, Mike	(00-04, 08-10)	108	207	163	370	108	44
	Aird, Stu	(93-95)	24	24	35	59	18	36
	Alexander, Kevin	(92-93)	14	35	10	45	7	26
	Avery, Ryan	(06)	3	0	1	1	0	60
B	PLAYER (SEASONS)	SEASONS	GP	G	A	PTS	PIM	UNIF./NO.
	Batley, Jamie	(95,99)	20	16	24	40	33	12, 15
	Bender, Carter	(13)	3	1	2	3	0	89
	Benedict, Mike	(99)	3	2	3	5	0	6
	Benesch, Ryan	(14)	18	25	53	78	10	17
	Bissell, Jim	(92-93)	10	4	4	8	4	21
	Bomberry, Cam	(99)	4	2	4	6	0	18
	Bomberry, Cory	(06-09)	62	69	134	203	56	72
	Bomberry, Tim	(99)	2	0	0	0	2	14
	Bonterre, Troy	(06-07)	15	0	2	2	92	2
	Brock, David	(13-14)	27	7	8	15	62	13
	Brownell, Kevin	(13-14)	19	5	10	15	12	8
	Brunsch, Kevin	(00)	3	0	1	1	0	33
	Bryan, Glen	(13-14)	30	4	7	11	15	18, 27
	Buchanan, Kevin	(12)	15	10	19	29	0	33
	Bucktooth, Brett	(07-11)	47	45	50	95	45	26
	Burnam, Mark	(92-93)	11	2	5	7	8	12
C	PLAYER (SEASONS)	SEASONS	GP	G	A	PTS	PIM	UNIF./NO.
	Caines, Aime	(03-05)	35	33	36	69	31	49
	Callan, Bill	(97)	9	7	7	14	23	77
	Candy, Drew	(04-05)	16	2	4	6	65	25
	Catton, Rich	(00-01)	21	4	8	12	34	88
	Cecconi, Dean	(95-99)	45	36	25	61	79	44
	Clancy, Kyle	(10-11)	15	11	22	33	8	22
	Clark, Chris	(98-99)	3	0	1	1	2	91, 34
	Clark, Jason	(02, 04)	21	19	27	46	6	61, 19
	Cochrane, Mark	(94-95)	11	4	9	13	21	9
	Collins, Derek	(01)	5	0	7	7	0	48
	Colsey, Roy	(02, 04)	8	12	9	21	6	3, 33
	Corbeil, Chris	(10-11)	28	8	12	20	12	15
	Cordingley, Troy	(93-99)	61	96	137	233	103	40
	Cornwall, Jeff	(12)	5	0	1	1	0	13
	Cosmo, Anthony	(12-14)	32	0	19	19	6	44
	Cotter, Nick	(13)	6	4	6	10	19	37
	Couling, Kyle	(00-07)	113	15	43	58	201	27
	Cowie, Ross	(92-98)	47	0	26	26	20	1
	Cox, Kevin	(96-97)	2	0	0	0	0	19
	Critch, Jordan	(13-14)	5	3	2	5	0	91
	Crosbie, Jason	(03-05, 06-07)	65	81	106	187	52	54
	Croswell, Brian	(09)	4	0	0	0	42	12
	Culp, Chad	(11-14)	59	51	67	118	73	20, 19
D	PLAYER (SEASONS)	SEASONS	GP	G	A	PTS	PIM	UNIF./NO.
	Day, Paul	(92)	8	3	4	7	16	46
	Derks, Jonas	(02-05)	39	71	67	138	58	25, 13
	Dietrich, Steve	(02-07)	83	0	48	48	0	30
	Disher, Matt	(99-00)	17	0	14	14	0	1
	Doddridge, Neil	(96-97, 99)	31	27	28	55	89	21, 18, 9
	Dostie, Kevin	(07-10)	54	75	82	157	30	51
	Dowling, Ted	(96-97, 01)	24	46	37	83	48	21
	Driscoll, Chris	(99-02, 10)	37	49	85	134	2	55, 93
	Dudun, Andy	(01)	2	1	1	2	2	19

BUFFALO 2015 BANDITS MEDIA GUIDE



ALL-TIME INDIVIDUAL SCORING

E	PLAYER (SEASONS)	SEASONS	GP	G	A	PTS	PIM	UNIF./NO.
	Edmunds, Gary	(96)	1	1	5	6	9	20
	Emmick, Tom	(92-93)	13	5	3	8	29	37

F	PLAYER (SEASONS)	SEASONS	GP	G	A	PTS	PIM	UNIF./NO.
	Fannel, Steve	(96-99)	44	5	26	31	75	5
	Fisher, Bob	(99)	1	1	1	2	0	23
	Floris, Greg	(04-05)	7	1	2	3	6	26
	Francey, Tyler	(05)	9	1	0	1	30	19
	Francis, Brandon	(08-12)	47	5	11	16	226	84
	Fraser, Randy	(02-04)	13	1	3	4	21	18

G	PLAYER (SEASONS)	SEASONS	GP	G	A	PTS	PIM	UNIF./NO.
	Gelsvik, Craig	(02-03)	27	1	10	11	73	26
	General, Derek	(04-05)	24	0	9	9	5	85
	General, Miles	(93)	6	1	0	1	10	6
	Gerrie, Bill	(92-95)	23	0	10	10	7	39
	Gibson, Darryl	(10-12)	27	0	13	13	40	91, 19
	Giles, Mat	(12-13)	16	18	31	49	35	27
	Goodleaf, Angus	(10-12)	11	0	3	3	2	55
	Graham, Derek	(98)	1	0	0	0	2	89
	Greenhalgh, Sean	(08-10)	21	18	31	49	5	19
	Guze, Ray	(03)	1	0	1	1	0	2

H	PLAYER (SEASONS)	SEASONS	GP	G	A	PTS	PIM	UNIF./NO.
	Hackel, Jamie	(01-03)	21	2	2	4	62	55
	Hall, Brian	(92-97)	51	34	64	98	103	17
	Hamley, Bob	(92-95)	31	44	61	105	45	28
	Harasym, Jon	(05-06, 10-13)	73	14	34	48	128	7
	Hardill, Jeff	(94)	8	2	6	8	12	21
	Hasen, Mike	(96-99)	36	10	35	45	64	10
	Henhawk, Jason	(98)	3	4	1	5	0	88
	Henry, Bob	(93-99, 02)	27	4	7	11	45	33, 9
	Henry, Donald	(97)	1	0	0	0	0	18
	Hill, Clay	(05-11)	99	14	47	61	59	5, 28, 65
	Hiltz, Gerry	(92)	7	10	9	19	17	6
	Hochstadt, Scott	(00)	4	3	3	6	0	66
	Holmes, Sean	(01)	1	0	0	0	0	8
	Hominuck, Mike	(04-05, 13)	22	20	15	35	18	90, 28
	Hopcroft, Derek	(13)	4	4	7	11	17	20
	Howard, Kevin	(02)	5	1	3	4	2	15

I	PLAYER (SEASONS)	SEASONS	GP	G	A	PTS	PIM	UNIF./NO.
	Irving, Travis	(11-12)	18	1	5	6	75	88

J	PLAYER (SEASONS)	SEASONS	GP	G	A	PTS	PIM	UNIF./NO.
	Jacobs, Cody	(09)	2	1	2	3	0	88
	Jacobs, Duane	(03)	7	5	7	12	6	34
	Jamieson, Kyle	(05)	4	1	1	2	0	14
	Johnston, Grant	(95)	4	1	0	1	7	10
	Jones, Mitch	(14)	4	2	3	5	4	24
	Jutzin, Carl	(93)	3	1	2	3	2	46

BUFFALO 2015 BANDITS MEDIA GUIDE

ALL-TIME INDIVIDUAL SCORING

K	PLAYER (SEASONS)	SEASONS	GP	G	A	PTS	PIM	UNIF./NO.
	Kazarian, Bryan	(04-06)	28	3	22	25	32	97
	Kedoh Hill, Alexander	(13-14)	5	3	3	6	4	66
	Keenan, Derek	(92-93)	16	48	35	83	13	45
	Kelusky, Tracey	(11-13)	35	37	55	92	22	17
	Kerr, Bill	(92-94)	8	0	1	1	4	13
	Kilgour, Darris	(92-99)	62	128	127	255	257	35,43
	Kilgour, Rich	(92-09)	200	94	223	317	273	33,16
	Kilgour, Travis	(95-00)	51	54	60	114	55	37,22
	Kirkby, Rob	(01-02)	22	5	20	25	46	6
	Kisslinger, Steve	(99)	3	4	5	9	2	44
	Komer, Scott	(01, 13)	7	0	2	2	0	56,38
	Kruger, Rusty	(08)	3	1	2	3	15	20
L	PLAYER (SEASONS)	SEASONS	GP	G	A	PTS	PIM	UNIF./NO.
	Landriault, Marc	(02)	1	2	4	6	0	13
	Langdale, Chris	(02-04, 06)	54	4	25	29	101	32
	Lantzy, Jon	(93)	1	0	0	0	2	14
	Laub, Derek	(94-95)	12	8	5	13	6	7
	Laverty, Kyle	(04-08)	76	8	25	33	296	17
	Lazore, Andrew	(08)	2	3	2	5	0	4
	Lay, Glen	(93-95)	16	12	7	19	12	5
	Leies, Tyson	(94)	7	6	3	9	19	49
	Levis, Chris	(98, 02)	13	0	0	0	0	77,33
	Llord, Ian	(08-12)	65	8	30	38	118	2
	Lopez, Mario	(00)	5	6	5	11	6	4
	Luke, Jason	(96-98)	29	29	38	67	57	24
M	PLAYER (SEASONS)	SEASONS	GP	G	A	PTS	PIM	UNIF./NO.
	Maddalena, Pat	(00-02)	40	58	38	96	14	42
	Malawsky, Derek	(00-01)	24	51	80	131	37	18
	Matthews, Joel	(13-14)	2	2	0	2	2	4
	McCready, Pat	(02-09)	112	71	135	206	251	23,10
	McCullough, Ben	(11)	1	0	0	0	17	0
	McDermott, Ryan	(99)	1	0	1	1	0	2
	McNamara, Mike	(12-13)	13	0	4	4	19	10,14
	Meagher, Bill	(92-94)	18	3	4	7	8	22,9
	Mearns, Randy	(93,02)	23	17	27	44	8	18,36
	Montour, Ken	(02, 06, 08-10)	39	0	14	14	0	33,29
	Montour, Tom	(04-05, 09-12)	57	28	54	82	74	63
	Mooradian, Mike	(92,99)	10	8	9	17	27	98,40
	Mutch, Darren	(04)	6	0	0	0	14	10
N	PLAYER (SEASONS)	SEASONS	GP	G	A	PTS	PIM	UNIF./NO.
	Nikula, Brian	(94)	8	8	1	9	8	12
O	PLAYER (SEASONS)	SEASONS	GP	G	A	PTS	PIM	UNIF./NO.
	Ogilvie, Andy	(99-04)	47	9	50	59	235	19,10,20
	O'Hanlon, Bill	(92)	8	5	1	6	0	16
	O'Neill, Marty	(99-00)	13	0	11	11	6	48
	O'Toole, Pat	(96-98)	26	0	28	28	2	31

BUFFALO 2015 BANDITS MEDIA GUIDE

ALL-TIME INDIVIDUAL SCORING

P	PLAYER (SEASONS)	SEASONS	GP	G	A	PTS	PIM	UNIF./NO.
	Panos, Chris	(99)	8	16	9	25	9	53
	Parke, Peter	(97)	3	2	2	4	2	15
	Petkoff, Drew	(13)	3	0	2	2	0	56
	Phair, Tom	(96-98)	29	19	23	42	151	4
	Piccarreto, Brandon	(01)	7	0	4	4	4	77
	Plunkett, Lindsay	(03,06)	13	15	18	32	8	12
	Powell, Ryan	(01-02, 04)	25	30	32	62	21	2, 22
	Powless, Barry	(92)	3	0	3	3	6	15
	Powless, Delby	(05-10)	78	74	127	146	28	99, 8
	Powless, Neal	(04)	11	9	10	19	4	6
	Priolo, Steve	(10-14)	69	12	39	51	206	23
	Prat, Chris	(00)	12	20	15	35	14	7
	Purves, Jimmy	(11-13)	21	6	4	10	49	98
Q	PLAYER (SEASONS)	SEASONS	GP	G	A	PTS	PIM	UNIF./NO.
	Quinn, Corey	(03-04)	18	0	1	1	5	31
R	PLAYER (SEASONS)	SEASONS	GP	G	A	PTS	PIM	UNIF./NO.
	Redwood, Chris	(95)	5	1	0	1	0	49
	Resetarits, Frank	(10-12)	20	15	16	31	15	5
	Resetarits, Joe	(14)	17	25	17	42	2	5
	Rooney, Jamie	(13-14)	15	11	17	28	6	90
	Rosa, John	(95, 98-99)	30	10	29	39	41	13
	Rothfuss, Brent	(99)	1	1	1	2	0	33
S	PLAYER (SEASONS)	SEASONS	GP	G	A	PTS	PIM	UNIF./NO.
	Sams, Daniel	(07)	2	0	0	0	0	86
	Sanderson, Phil	(07-09)	38	3	20	23	39	18
	Sanderson, Ryan	(97-98)	20	3	5	8	6	3, 94
	Santos, Shaydon	(98-00)	34	11	13	24	58	20
	Schmelzle, Kyle	(06, 08-10)	23	5	12	17	22	12, 24
	Self, Scott	(01, 11-13)	42	12	21	33	50	56, 4
	Seller, Chris	(00-03)	51	12	29	41	30	24
	Seymour, Daryl	(07)	7	0	1	1	4	21
	Shannon, AJ	(05-06, 10)	41	42	48	90	21	8, 18
	Shattler, Jeff	(06)	1	0	1	1	0	77
	Shaughnessy, Andy	(94)	8	1	5	6	17	44
	Silcott, Brian	(94, 99)	15	0	8	8	8	4
	Smith, Billy Dee	(03-10, 12-14)	146	31	30	61	473	3
	Smith, Dhane	(13-14)	33	44	59	103	13	92
	Smith, Hayden	(13-14)	4	0	1	1	4	97
	Smith, Joe	(08-10)	21	0	3	3	6	14
	Smith, Rory	(14)	18	0	6	6	36	42
	Squire, Clay	(98)	6	0	2	2	13	55
	Squire, Dallas	(98)	8	7	6	13	2	92
	Squire, Kim	(06)	12	13	10	23	36	93
	Squire, Rodd	(95)	8	0	2	2	0	34
	Steenhuis, Mark	(03-14)	190	350	386	736	293	9
	Steinwald, Matt	(99)	5	2	4	6	2	24
	Stevenson, Craig	(99-00)	14	10	9	19	4	8
	Suddons, Derek	(13-14)	32	1	6	7	8	6, 7
	Sullivan, Kelly	(03)	3	2	0	2	4	19
	Susheski, Kerry	(03-04)	18	20	25	45	59	84
	Swamp, Brandon	(08-09)	13	3	8	11	18	12, 17
	Sweeney, Kyle	(12)	5	0	2	2	4	77
	Sweet, D'Arcy	(00-01)	26	29	37	66	31	17

BUFFALO 2015 BANDITS MEDIA GUIDE

ALL-TIME INDIVIDUAL SCORING

T	PLAYER (SEASONS)	SEASONS	GP	G	A	PTS	PIM	UNIF./NO.
	Tavares, John	(92-14)	296	803	914	1717	368	11
	Tavares, Peter	(03)	2	1	2	3	0	47
	Teat, Dan	(05-08)	59	84	121	205	48	15
	Thenhaus, Brenden	(07, 11)	20	19	20	39	10	19, 10
	Thompson, Jeremy	(12)	14	3	6	9	25	74
	Thompson, Mike	(07-12)	59	0	17	17	5	66
	Thorimbert, Jay	(11-14)	57	10	23	33	12	75
	Trudeau, Nick	(98)	8	5	1	6	13	25
V	PLAYER (SEASONS)	SEASONS	GP	G	A	PTS	PIM	UNIF./NO.
	Veltman, Jim	(92-96)	40	55	113	168	42	32
	Vilneff, Jim	(99)	4	0	2	2	0	28
	Vyse, Roger	(06-12)	77	102	117	219	18	81
W	PLAYER (SEASONS)	SEASONS	GP	G	A	PTS	PIM	UNIF./NO.
	Wagar, Kurtis	(13-14)	7	0	3	3	0	38
	Wannamaker, Shane	(00)	1	1	0	0	0	14
	Warder, Bill	(01)	5	1	1	2	10	39
	Watt, Andrew	(14)	9	3	2	5	23	22
	Wetherup, Phil	(01)	12	0	9	9	2	90
	White, Chris	(05-12)	116	3	49	52	258	6
	Wilde, Mitch	(14)	10	4	7	11	4	55
	Wiles, Luke	(12-13)	28	49	52	101	14	15
	Williams, Shawn	(00-01, 13-14)	58	99	132	231	18	51
	Wilson, Aaron	(13-14)	24	31	28	59	13	10
Z	PLAYER (SEASONS)	SEASONS	GP	G	A	PTS	PIM	UNIF./NO.
	Zaph, Casey	(98)	3	1	1	2	2	12
	Zulberti, John	(92,94)	2	3	1	4	0	14

Any player who took part in at least one Bandits' regular season game in his career is listed. Six players were on the Bandits roster but never played a game for Buffalo: #5 - Tom Nelson ('92), #8 - Chris Goss ('92), #18 - Tom Gravante ('92), #2 - Clayton Henry ('93), #4 - Donald Henry ('95), and #41 - Vernon Jacobs ('95).

BUFFALO 2015 BANDITS MEDIA GUIDE

RECORDS VERSUS OTHER TEAMS

REGULAR SEASON	HOME			AWAY			OVERALL		
TEAMS	GP	W	L	GP	W	L	GP	W	L
Anaheim (New Jersey)*	3	3	0	2	2	0	5	5	0
Arizona (Columbus)*	5	5	0	4	4	0	9	9	0
Boston	4	2	2	3	3	0	7	5	2
Calgary	2	1	1	6	3	3	8	4	4
Charlotte*	1	1	0	0	0	0	1	1	0
Chicago*	2	2	0	2	2	0	4	4	0
Colorado (PIT/WSH/BAL)	17	11	6	12	7	5	28	18	11
Detroit*	3	2	1	3	3	0	6	5	1
Edmonton	1	0	1	4	1	3	5	1	4
Minnesota	12	10	2	10	6	4	22	16	6
Montreal*	1	0	1	1	0	1	2	0	2
New England (Boston)*	5	3	2	6	4	2	11	7	4
New England (PHI)	27	15	12	24	11	13	51	26	25
New York Saints*	6	4	2	10	7	3	16	11	5
Orlando (NY Titans)*	4	3	1	4	1	3	8	4	4
Ottawa (Syracuse)*	5	5	0	4	3	1	9	8	1
Pittsburgh Bulls*	0	0	0	2	2	0	2	2	0
Portland*	3	3	0	1	0	1	4	3	1
Rochester	25	12	13	28	10	18	53	22	31
Vancouver (WSH/SJ/ALB)	7	4	3	9	6	3	16	10	6
Toronto (Ontario)	23	9	14	19	10	9	42	19	23
Vancouver Ravens*	1	1	0	1	0	1	2	1	1

Note: The Pittsburgh Bulls were a separate franchise from the Pittsburgh CrosseFire. The CrosseFire -- after leaving Pittsburgh and spending two years as the Washington Power -- eventually became the Colorado Mammoth. Before moving to Pittsburgh, the franchise was called the Baltimore Thunder.

PLAYOFFS	HOME			AWAY			OVERALL		
TEAMS	GP	W	L	GP	W	L	GP	W	L
Boston	2	2	0	0	0	0	2	2	0
Calgary	1	1	0	1	0	1	2	1	1
Colorado	1	0	1	0	0	0	1	0	1
Detroit*	1	1	0	1	1	0	2	2	0
Minnesota	2	2	0	0	0	0	2	2	0
New England (BOS)*	2	2	0	0	0	0	2	2	0
New England (PHI)	5	3	2	2	1	1	7	4	3
New York Saints*	1	1	0	0	0	0	1	1	0
New York Titans*	1	1	0	1	0	1	2	1	1
Portland*	1	1	0	0	0	0	1	1	0
Rochester	6	3	3	5	1	4	11	4	7
Toronto	1	0	1	4	2	2	5	2	3

* denotes defunct team