



NLL

ROCHESTER TH
2014
KNIGHTHAWKS
SEASON

2014 ROCHESTER KNIGHTHAWKS

MEDIA GUIDE

INTRODUCTION

Table of Contents/Staff Directory 1

COACHES/STAFF PROFILES

Curt Styres 2
 Lewis Staats/Landon Miller 3
 Paul Gait 4
 Ted Nolan 5
 Mike Hasen 6
 Jason Johnson/Paul Day 7
 Pat O'Toole/Andy Secore 8
 Derek General/Mike Accursi 9
 Tom Cincebox/Stephen Lobsinger 10
 Jody Gage/Chris Driscoll 11
 Lacrosse Staff/Support Staff 12
 Craig Rybczynski 13

PLAYER PROFILES

2014 Knighthawks Roster 14
 Mac Allen/Jamie Batson 15
 Tyler Burton 16
 Scott Campbell 17
 Dan Dawson 18
 Paul Dawson/Dylan Evans 19
 Rory Glaves 20
 Angus Goodleaf/Wenster Green 21
 Cody Jamieson 22

Stephen Keogh 23
 Mike Kirk 24
 Ian Llord/Joel McCready 25
 Cody McLeod/Craig Point 26
 Johnny Powless 27
 Jimmy Purves 28
 Brad Self 29
 Scott Self 30
 Sid Smith 31
 Jon Sullivan 32
 Mikey Thompson 33
 Matt Vinc 34
 Cory Vitarelli 35
 Joe Walters/Mark White 36

BLUE CROSS ARENA

Arena Information/All-Time Attendance 37

2013 SEASON REVIEW

Game-by-Game Results 38
 Regular Season Statistics 39
 Playoff Statistics 40
 Game-by-Game Summaries 41-42
 Regular Season Highs and Lows 43
 Playoff Highs and Lows 44

NATIONAL LACROSSE LEAGUE

2013 Review 45
 Single-Season and Career Records 46
 Year-by-Year Standings 47-52

HISTORY AND RECORDS

Year-by-Year Records 53
 All-Time Records vs. NLL Opponents 54
 All-Time Regular Season Highs and Lows 55
 All-Time Playoff Highs and Lows 56
 Single-Season Records 57
 Regular Season Career Records 58
 Team Captains 58
 Playoff Career Records 59
 All-Time Game Results 60-62
 Year-by-Year Statistics 63-98
 All-Time Award Winners 99-101
 All-Time Regular Season Scoring 102-103
 All-Time Playoff Scoring 104
 All-Time Roster 105-106
 NLL Draft History 107-108

MEDIA INFORMATION

Media Guidelines 109
 NLL Public Relations Directory 109
 Rochester Media Directory 110-111

FRONT OFFICE

Owner Curt Styres
 President Lewis Staats
 Special Advisor to the President Ted Nolan
 Senior VP of Operations Dr. Bob Hathaway
 Vice President of Player Personnel Jody Gage
 VP of Sales John Catalano
 Director of Communications Craig Rybczynski
 Director of Ticket Sales Nate Snyder
 Ticket Operations/Social Media Ben Cerow
 Account Executive Derek Anderson
 Account Executive Joe Walters
 Account Executive Charlie Ragusa
 Special Projects Coordinator Wendy Staats
 Finance and Administration Suzanne Hathaway
 Finance and Administration Suzanne Marr
 Graphic Designer Pedro Ugalde
 Social Media Coordinator Carly Szydlowski

TEAM OPERATIONS

General Manager Curt Styres
 Vice President of Lacrosse Paul Gait
 Assistant General Manager Landon Miller
 VP of Operations Tracy Johnson
 Travel and Accommodations Wendy Staats

COACHING STAFF/LACROSSE SUPPORT STAFF

Head Coach Mike Hasen
 Assistant Coach Jason Johnson
 Assistant Coach Paul Day
 Assistant Coach Pat O'Toole
 Assistant Coach Andy Secore
 Goalie Coach Derek General
 American NCAA Scout Brian Hobart
 Canadian Scout Stu Brown

Ontario Scout Chris Driscoll
 Western Scouts Bruce Clark and Kevin Hill
 Director of Player Relations Tom Cincebox
 Team Operations/Assistant Coordinator Mike Accursi
 Team Orthopedic Surgeon Dr. Ilya Voloshin
 General Practitioner Dr. Mark Mirabelli
 Team Chiropractor Dr. Donald Dudley
 Team Dentist Dr. Michael Mayer
 Team Massage Therapist Jennifer Maher
 Team Massage Therapist Meg Abelein
 Athletic Trainer Stephen Lobsinger
 Assistant Trainer Dave Sowden
 Equipment Manager Christian Shognosh
 Strength and Conditioning Coach Matt Green
 Assistant Fitness Instructor Kyle Struyk

GENERAL INFORMATION

Executive Offices Rochester Knighthawks LLC
 144 Exchange Blvd., Suite 102, Rochester, NY 14614
 Telephone/Executive Offices (585) 454-HAWK (4295)
 Fax Number (585) 454-6614
 Website www.knighthawks.com
 E-Mail knighthawkslacrosse@gmail.com
 Home Turf Blue Cross Arena at the Rochester War Memorial
 Dimensions of Rink 197' x 85'
 Seating Capacity 10,424
 Location of Press Box Suite Level
 Club Colors Teal, Purple and White
 Home Uniforms Base – White; Trim – Purple, Teal
 Road Uniforms Base – Teal; Trim – White, Purple
 Ticket Prices \$28 and \$23
 Home Game Times 7:30 p.m
 TV Station Time Warner Cable Sports Channel
 Radio Station Sportsradio 950 ESPN
 Webcasts www.sportsradio950espn.com



CURT STYRES
OWNER AND GENERAL MANAGER

Rochester Knighthawks Owner and General Manager Curt Styres has established himself as a builder and supporter of lacrosse in Six Nations and throughout Canada and the United States for decades. Styres is in his sixth season as the owner of the National Lacrosse League's Rochester Knighthawks, and fifth as the team's general manager.

Since taking over the team in 2009, Styres has rebuilt the Knighthawks into one of the top franchises in the National Lacrosse League. He has brought back-to-back championships to Rochester for the first time in team history with title wins in 2012 and 2013. Heading into the 2014 season, the Knighthawks are seeking to become the first team in league history to win three championships in a row.

Prior to the start of last season, Styres architected one of the biggest trades in recent memory to bolster the Knighthawks' roster. In a six player, two-pick swap with the Philadelphia Wings, Styres brought former league MVP and perennial All-Star forward Dan Dawson and his brother, defenseman Paul Dawson, to Rochester in exchange for Jordan Hall, Paul Rabil, Joel White and Robbie Campbell. Dan, who finished second on the team in assists and points, provided a veteran presence to the offense while Paul was a persistent force on a defense that led the league with the fewest goals allowed.

At the trade deadline, Rochester traded for Jimmy Purves, Scott Self and Jon Sullivan. The trio provided even more depth to the back end. The trades during the 2013 season are just the latest example on a list of strategic roster moves Styres has made over the past few seasons to construct a championship-caliber team. His tenure began with consecutive first overall draft picks in the 2009 and 2010 NLL Entry Drafts, where he selected Sid Smith and Cody Jamieson, respectively. A trade with Colorado prior to the 2011 season also brought All-Pro goaltender Matt Vinc to the Knighthawks. In the 2011 NLL Entry Draft, Styres took another product of the Syracuse University lacrosse program, Stephen Keogh, with the second overall pick. He then acquired the fifth overall pick via a trade with Calgary for Shawn Evans, enabling the Knighthawks to draft Johnny Powless at the age of 18.

The NLL Championships are largely due to the family atmosphere he has created, according to numerous players. He also embraced the fans, and brought them with him every step of the way during the playoff run. In 2012, He chartered nine buses for 500 fans to travel to the Air Canada Centre to create more of a "home" atmosphere at no charge. In the 2012 NLL Finals, the fans were allowed to celebrate on the turf with the team and, in some cases, hoist the Cup along with Styres and the players. Styres has also been recognized by the league, earning NLL Executive and GM of the Year Awards in 2011.

In 1998, Styres began scouting for the Six Nations Arrows lacrosse team. In 2004, he partnered with the Arrows and took the team to the Ontario Championship four straight years (2004-2007), winning the 2007 Minto Cup (Canadian Junior "A" Lacrosse Championship). But his interest in lacrosse didn't stop there. In 2004, he also built the 3,000-seat Iroquois Lacrosse Arena to give local kids a place to improve their skills and it has led to one of the strongest youth programs across Canada. In fact, the Junior "B" Rebels have won three consecutive Founders Cups. In September 2012, Styres, along with Jason Johnson, received Six Nations Minor Lacrosse Association Coaching Staff of the Year honors after leading the Six Nations Bantams to the Provincial "A" Championship.

Styres' success should not surprise anyone, as he has become accustomed to building winning products and franchises. He began his first business back in 1991, owning a gas station and variety store. From there, he went on to become a founding partner in Grand River Enterprises in 1993. Currently, Grand River Enterprises is the largest native-owned company in Canada. It's the No. 1 exporter in Canada in its field and the seventh-largest in North America.

Driven by the need to give back to his community, Styres founded the "Dreamcatcher Fund" to aid native youth in education and athletics. Over 7,000 people have been helped by the fund with 1,100 applicants coming in each year. He also built a school for kindergarten through 12th grade students in the Iroquois Lacrosse Arena.

In the summer of 2011, he returned the Nationals of Major League Lacrosse to national prominence in their new home in Hamilton, Ont. The Nats experienced one of the best seasons in team history in 2013, winning a record nine games to reach the Championship Weekend. The Nationals have reached the semifinals in three of their five seasons, and won the MLL Championship in their first season while in Toronto in 2009.

In 2012, he made his biggest investment to bring the Creator's Game back to the originators of the game. Arrow Express Sports and Team 22, which is the Authorized Licensee of Under Armour®, were the majority sponsors of the Lacrosse For Development Program, which brought players and equipment to four reserves in Ontario. Team 22 provided free sticks and gloves to hundreds of kids at the summer camps, which reached over 700 community members.

Team 22 designs, manufactures and distributes lacrosse equipment beneath the Under Armour® banner. In 2011, Styres partnered with Paul Gait to create Team 22 Innovation. His dream took center stage at the 2011 NCAA Men's Lacrosse Final Four in Baltimore. From an airplane towing an Under Armour® banner to a large transport trailer showcasing the new lacrosse heads and shafts, Under Armour® made a splash at the Final Four. At college's biggest weekend, Team 22 unveiled its line of men's and women's heads and shafts. In 2013, the NLL named Team 22 as the official equipment supplier for the 2014 season.

In 2011, Curt and his brother Glenn Styres also garnered national attention for the Knighthawks and Ohsweken Speedway by partnering with NASCAR legend Tony Stewart. "Smoke" went on to capture the Ford 400 to win his third NASCAR Sprint Cup title. Stewart defended his World of Outlaws title in 2012 and won both the 30-lap Arrow Express Six Nations Showdown A-Main and the Dash for Cash. The wins were his third career World of Outlaws victories and third straight in three starts at the Ohsweken Speedway, which is co-owned by the Styres brothers. Stewart attended his first lacrosse game on February 2, 2013 at The Blue Cross Arena. The NASCAR Champion was awarded an official No. 14 Stewart jersey and held a meet-and-greet with fans prior to the game.

It is Styres' love and passion for the game of lacrosse that has driven him to grow the sport throughout Western New York, Southern Ontario and his home in Six Nations. It is that same desire that has made the Knighthawks one of the most competitive and entertaining teams in Rochester.





LEWIS STAATS
PRESIDENT

Lewis Staats enters his sixth season as the President of the back-to-back World Champion Rochester Knighthawks.

Staats is a Mohawk from the Six Nations of the Grand River territory, located in southern Ontario. He has a Bachelor of Arts degree from the University of Western Ontario, (1979) specializing in economics. He also completed the Banff School of Advanced Management (BSAM) Senior Executive Development Program in 1991. Staats is currently on the faculty of the Banff Centre's Aboriginal Leadership and Management program. He also completed the Executive P.Log certification program with a professional designation in logistics.

Staats is presently the owner of Staats & Associates, a Six Nations based company specializing in strategic consulting, primarily focused on First Nations leadership training, economic and business development. He is also President of First People's Plus Information Management and President of Grand River Green Power, both headquartered at Six Nations. First People's Plus is the exclusive Aboriginal partner for Adobe Canada. Grand River Green Power is focused on developing business verticals in the renewable energy sector concentrating on wind power. In addition to these activities, Mr. Staats is also the President of the Six Nations Business Association. The Association provides advocacy and other services on behalf of its members who have combined revenues exceeding \$500 million, while sustaining over 550 full time jobs in the community.

Staats' involvement in lacrosse spans more than a decade, serving as the Vice President of Operations of Arrow Express Sports (AES), a company focused on the professional sports business sector. Additionally, he holds the position of President of the Six Nations Arrows Lacrosse Association, which operates the Six Nations Arrows Junior "A" lacrosse team in the Ontario Lacrosse Association. The Six Nations Arrows won the 2007 national junior lacrosse championship of Canada and have captured four straight Ontario provincial championships (2004-07).

In 2008, AES finalized a deal to take majority ownership of the Rochester Americans of the AHL and the Rochester Knighthawks of the NLL. Staats served in the role of President for three seasons until Owner Curt Styres sold the hockey team to Buffalo Sabres Owner Terry Pegula in June 2011. Staats and his team then began operating a single-entity lacrosse franchise during the 2012 season. Rochester increased its numbers at the box office and capped off an amazing season with the team's third National Lacrosse League Championship. In 2013, the Knighthawks achieved a franchise first, winning back-to-back NLL titles.

One of his latest ventures has allowed Staats to jump into the lacrosse manufacturing business. In 2011, he joined Styres and Knighthawks Vice President of Lacrosse Paul Gait to found Team 22. Operating under the Under Armour® banner, Team 22 designs, manufactures and distributes lacrosse equipment. Under Armour® stands as a world-wide developer, marketer, and distributor of branded performance apparel, footwear, and accessories. In 2013, the NLL named Team 22 as the official equipment supplier for the 2014 season.

PERSONAL:

Lewis and his wife, Wendy, have four children and seven grandchildren, all living at Six Nations.



LANDON MILLER
ASSISTANT GENERAL MANAGER

Date of Birth: July 30, 1979

Place of Birth: Six Nations

Hometown: Six Nations

Landon Miller enters his fifth season as the assistant general manager for the Rochester Knighthawks.

Miller, who joined the Rochester staff in 2010, was rewarded for his efforts by watching his players hoist the coveted Champion's Cup the past two seasons (2012-13).

The Six Nations native has worked alongside Knighthawks Owner and General Manager Curt Styres, constructing a roster that was capable of winning back-to-back titles for the first time in franchise history.

He is responsible for managing all aspects of the team. He oversees all player movement, which includes free agent signings and the annual draft. Leading up to the draft, he scouts both the junior and senior levels. Miller works behind the scenes on trades, working out all of the moving parts before submitting proposed deals to Styres for approval. He also looks after contract negotiations for players and coaches.

Under Miller's guidance, the Knighthawks have acquired several star players. Sid Smith, Cody Jamieson, Stephen Keogh and Johnny Powless were selected in the first round of the 2010, 2011 and 2012 drafts respectively. In addition, Miller has helped negotiate two of the biggest trades in franchise history. It took him three weeks to successfully secure the swap with Colorado that sent John Grant Jr. to the Mammoth for Matt Vinc and Brad Self. He also worked to bring both Dan and Paul Dawson to Rochester prior to the 2013 season.

Miller also serves as the President of the Six Nations Arrows. He was promoted to his current position from Vice President in 2009. The Arrows have been the made the Ontario Lacrosse Association's Junior "A" Championship in 2010, 2012 and 2013, and have produced recent NLL players like Johnny Powless (Rochester), Alex "Kedoh" Hill (Buffalo) and goaltender Don Alton (Philadelphia). As a player, Miller spent six seasons with the Arrows, and was named a captain for four seasons. In 2000, he was named the winner of the Gaylord Powless Award for Sportsmanship.

Miller attended both Mohawk College and McMaster University for Civil Engineering. He was employed by the largest First Nation-owned engineering firm in Canada before starting his own consulting firm, The Ryan Group.

Miller coaches his son's youth hockey team, the Six Nations Hawks. The Hawks won the Ontario Minor Hockey Association Bantam "C" Championship again in April of 2013, and will be seeking their third consecutive OMHA Ontario Championship this season.

PERSONAL:

Married: wife, Sher; sons, Noah and Ryan . . . daughter, Dylan.



PAUL GAIT
VICE PRESIDENT OF LACROSSE

Date of Birth: April 5, 1967
Place of Birth: Victoria, British Columbia
Hometown: Victoria, British Columbia
College/University: Syracuse University

Paul Gait enters his fourth season as the Rochester Knighthawks Vice President of Lacrosse. Last season, he won his third National Lacrosse League Championship with the Knighthawks. Gait won previous Champion's Cups with Rochester in 1997 and 2012.

In his role with the Knighthawks, he serves as a member of the senior management team for the Knighthawks overall business operations. He also has responsibility along with the general manager and president for the overall successful management of all lacrosse operations for the Knighthawks. Further, Gait is the Knighthawks alternate governor and the primary liaison with the NLL on lacrosse operational matters.

His additional responsibilities include overseeing player recruitment, travel and practice schedules, preparing annual budgets for lacrosse operations, scouting and serving an integral role in ticket sales, corporate sales, marketing and community relations on behalf of the Knighthawks.

Prior to making the move to the front office, he served as the Knighthawks' head coach for two seasons (2009-10). During his tenure, he guided the Knighthawks to a 14-18 record and a berth in the 2009 NLL Playoffs. He was hired in December of 2008 as the franchise's fifth head coach.

On the field, Gait was one of the greatest players in Knighthawks and NLL history. In 2010, he was inducted into the team's hall of fame after leading Rochester to two finals in three seasons (1995-97). The National Lacrosse League Hall of Famer and 11-time All-Pro also helped the franchise win its first championship in 1997. Paul earned the team's MVP award that season as he completed his Knighthawks career with 87 goals and 58 assists in just 27 games.

Those three seasons were part of an unprecedented 13-year playing career that began in 1991 and ended in 2005. Gait played in 128 regular season games for teams in Detroit, Philadelphia, Rochester, Syracuse, Washington and Colorado. In Syracuse, he was also the Director of Player Personnel. He won titles in 1991 (Detroit), 1994 (Philadelphia) and 1997 (Rochester) and was named the league's MVP in 2002. He was an eight-time First Team All-Pro and a three-time Second Team All-Pro. He ranks seventh all-time in league history in goals (410), and finished his career with 712 points.

Gait led the league in goals in four seasons (1991, 1992, 1994, and 2002). He was also outstanding in the playoffs, scoring a record-setting eight goals in the 1994 Championship Game for the Philadelphia Wings, the most goals ever scored in a league championship game. Gait also holds the record for most career championship game goals with 23. After retiring following the 2002 season, Gait, made a brief comeback with the Colorado Mammoth in order to play again professionally with his brother Gary before Gary's retirement in 2005.

To go along with his three NLL titles, Gait captured an additional nine championships in his career. He earned a Minto Cup in 1998 with Esquimalt-Victoria Legion, and won four Mann Cups: 1990 with Brooklin, 1994 and 1995 with Six Nations and 1999 with Victoria. In 2001, Gait helped the Long Island Lizards win the inaugural Major League Lacrosse championship. At the collegiate level, he earned First Team All-American honors from 1988 to 1990 and helped Syracuse win three straight national championships.

He was named the NCAA Tournament's Most Outstanding Player in 1989 and was named to the USILA North-South All-Star Game in 1990. Gait played for the Canadian National Team in the ILF World Championships in 1990, 1994, 1998 and 2002, earning All-World recognition in 1994. Lacrosse Magazine named him to its All-20th Century Team and the NCAA named him to its 25th Anniversary Team. In 2003-04, he was named to the Knighthawks' All-Time Team. In 2005, both brothers were inducted into the United States Lacrosse National Hall of Fame. In 2006, both Paul and Gary were among the five



charter members to be voted into the National Lacrosse League Hall of Fame. In addition, he was named to the Syracuse Sports Hall of Fame in 2006.

In November 2011, Gait joined Team 22 as its president and co-owner. Team 22, under the Under Armour® banner, designs, manufactures and distributes lacrosse equipment. Under Armour® stands as a world-wide developer, marketer, and distributor of branded performance apparel, footwear, and accessories. Gait added instant credibility to Team 22 after a remarkable playing career and a successful business career in the lacrosse equipment manufacturing industry. Gait has 20 years of industry experience, most recently serving as the president of deBeer and Gait Lacrosse. In 2013, the NLL named Team 22 as the official equipment supplier for the 2014 season.

PERSONAL

Married: wife: Cathleen.

PROFESSIONAL COACHING RECORD

Team	Season	W	L	Finish
Rochester	2009	7	9	Fourth in East; East Division Semifinals
Rochester	2010	7	9	Fifth in East; Did not qualify
Totals:		14	18	



TED NOLAN
SPECIAL ADVISOR TO THE PRESIDENT

On November 13, 2103, Ted Nolan was named the interim head coach of the Buffalo Sabres. Nolan has been a member of the Knighthawks family for the past five years and the back-to-back National Lacrosse League champions.

For the past three years, Nolan has served as the Knighthawks Special Advisor to the President. In 2012, he achieved two milestones as his son Jordan won the Stanley Cup with the Los Angeles Kings one month after the Knighthawks won the 2012 Champion's Cup. Nolan earned his second NLL ring in 2013, as the Knighthawks won back-to-back titles.

Nolan has worked for Owner Curt Styres and President Lewis Staats since the 2009-10 season. Nolan returned to Rochester, for the first time since the 1984-85 season, to serve as the team's Vice President of Hockey Operations. In 2011, he took on his current role as the Special Advisor to the President. He is currently the head coach of the Latvian men's national ice hockey team, and will be behind the bench at the 2014 Winter Olympics.

Since his days in the Flower City, he has enjoyed success as a player, coach and humanitarian. His resume includes four seasons as a head coach in the National Hockey League, the Jack Adams Trophy as NHL Coach of the Year, a Calder Cup championship, a Memorial Cup title and numerous honors for his philanthropic efforts.

Nolan was born on the Garden River First Nation just outside Sault Ste. Marie, Ontario, and played for the Soo Greyhounds of the Ontario Hockey League. The left winger was selected by the Detroit Red Wings in the fifth round (78th overall) in the 1978 NHL Amateur Draft. His pro career spanned eight seasons, most of them in the American Hockey League (1978-85). He played in 374 AHL games with teams in Adirondack, Rochester and Baltimore. During that time, Nolan also appeared in 78 NHL games between the Detroit Red Wings and Pittsburgh Penguins.

He broke into the pros with the Kansas City Red Wings of the Central Hockey League in 1978-79, before spending the next five seasons with the Adirondack Red Wings. In 1980-81, he was a member of the Red Wings' Calder Cup championship team. He appeared in 299 games with the Red Wings from 1979-84 and recorded 84 goals, 126 assists and 455 penalty minutes. Nolan played in 60 NHL games with Detroit and scored five goals, added 15 assists and collected 71 penalty minutes. While with the Detroit organization, he befriended another rising star, Jody Gage. The two played together for five seasons before Nolan departed for the Buffalo Sabres/Rochester Americans in 1984-85.

Nolan, a former captain with the Amerks, finished his only season in Rochester sixth on the team in points (62) and third in penalty minutes (152). He ended his playing career in 1985-86 as he split time with the AHL Baltimore Skipjacks and the NHL's Pittsburgh Penguins.

He returned to the Sault Ste. Marie Greyhounds as an assistant coach and then became head coach in 1988, as a mid-season replacement. He remained with the Greyhounds until the end of the 1994 season. Nolan led the Greyhounds to three consecutive Memorial Cup tournament berths, winning the Memorial Cup in 1993.

Nolan was promoted to the NHL following the 1993-94 season, taking an assistant job with the Hartford Whalers. The next season, he accepted the position of head coach of the NHL's Buffalo Sabres, where he had his best success. In his second season in Buffalo (1995-96), he led the team to the Northeast Division title and a berth in the conference finals. After helping the Sabres to a 19-point improvement in the standings and the team's first division title in 16 years, he was rewarded by being named the NHL Coach of the Year.

He returned to competitive coaching after an eight-year absence as the head coach and director of hockey operations for the Moncton Wildcats of the Quebec Major Junior


Hockey League. In 2005-06, he led Moncton to its first-ever President Cup as QMJHL champion, finishing first overall in the regular season at 52-15-0-2. The Wildcats advanced to the finals of the Memorial Cup where they finished runner-up to the Quebec Remparts. For his efforts, he was named the QMJHL All-Star head coach and the league's General Manager of the Year.

He returned to the professional ranks in 2006 with the NY Islanders after a nine-year layoff from coaching in the NHL and confounded experts by leading the team to the Stanley Cup Playoffs. In a March 2008 Sports Illustrated player survey, he was rated second to only Detroit's Mike Babcock as the coach players would most like to play for. In two seasons on Long Island he guided the Islanders to a record of 73-68-0 to improve his lifetime record to 147-140-40 as an NHL head coach.

Away from the rink, Nolan has devoted himself to First Nations causes, including teaching hockey to First Nations children. His work in this area earned him numerous awards, including the National Aboriginal Achievement Award, the Sault Ste. Marie Medal of Merit, the Order of Ontario 1991, Sault Ste. Marie Kiwanis Citizen of the Year and in 1986 he was chosen as a role model in the National Native Alcohol and Drug Abuse Program. He has also received an honorary diploma for human relations from Niagara College (1997) and accepted an honorary doctorate degree in law from Laurentian University (2002).

Nolan is an active member in the Aboriginal community and in 2003 established the Ted Nolan Foundation in honor of his late mother, Rose. The Ted Nolan Foundation mission statement is "through our philosophy of healthy lifestyle, the Ted Nolan Foundation is committed to the healing process to renew and revitalize the mind, body and spirit of our young people. We will explore to help us train a new cadre of Aboriginal leaders today, to take their rightful place in Canadian society tomorrow. We will help develop programs at the community level for First Nations youth in communities no matter how isolated or poverty stricken. We will raise scholarship funds for First Nation women wishing to complete their education."

Ted and his wife Sandra reside in Garden River First Nation and are the proud parents of Brandon, a former player with the Carolina Hurricanes organization; and Jordan, a member of the Los Angeles Kings organization. The Nolan's welcomed their first grandkid into the family in 2012.





MIKE HASEN
HEAD COACH

Date of Birth: June 19, 1972
Place of Birth: Toronto, Ontario
Hometown: Toronto, Ontario
College/University: Brock University

Mike Hasen enters his fourth season as the head coach of the Rochester Knighthawks after leading the team to back-to-back National Lacrosse League Championships (2012-13). In his coaching career, he has a record of 25-23 in the regular season and 6-1 in the postseason.

In 2013, he became the first Rochester coach to lead his team to consecutive titles, following an 11-10 victory over the Washington Stealth in the Champion's Cup Finals. In 2012, he guided Rochester to its first NLL Championship since the 2007 season. His six playoff victories are the most of any coach in team history.

On September 14, 2010, Hasen became the club's sixth head coach. Prior to his promotion, he spent two seasons as an assistant under Paul Gait (2009-10). He moved behind the bench after a stellar 13-year playing career, which included nine seasons in Rochester (1999-2007).

In 2011, he made league history with his selection as the NLL Coach of the Year, becoming the first rookie head coach to win the Les Bartley Award. That season, the Knighthawks returned to the playoffs for the first time since the 2009 campaign. The team ended the regular season on a four-game road winning streak and finished in a three-way tie for first in the East Division at 10-6.

In February of 2011, Hasen was inducted into the Knighthawks Hall of Fame for his work as a player. He helped anchor the Rochester defense from 1999 to 2007, ending his career by winning the 2007 Champion's Cup. At the time of his retirement, he ranked fifth in games played (114), loose balls (575) and penalty minutes (188). He served as the team captain for five seasons (2002-03 to 2007). In his career, he played in 150 games and recorded 23 goals, 82 assists and 704 loose balls. He was also named the team MVP in 2003-04 and was a two-time winner of the team's Unsung Hero Award (2000-01 to 2001-02) and a three-time recipient of the Knighthawks' Best Defenseman honor.

Hasen was also named to the Canadian All-Star team for the inaugural NLL All-Star Game in 1999. Prior to arriving in Rochester, he played with the Buffalo Bandits from 1996 to 1999. He tallied 45 points (10+35) in four seasons with Buffalo and was honored the Bandits' top defensive player in 1997. He was also selected the Unsung Hero of Buffalo's 1996 MILL championship team.

Hasen also excelled in the Ontario Lacrosse Association's Major Series. He was a member of the 2003 and 2004 OLA champions during his playing days. He also captained the Mann Cup champion Excelsiors in 1998 and 2002. Hasen also won the Merv McKenzie Award as the Most Valuable Defensive Player four times. In the summer of 2008 and 2009, Hasen was the defensive coach for the OLA Senior "A" Brampton Excelsiors, as the team captured the back-to-back Mann Cups.

Hasen was elevated to head coach of Brampton and in his first season, he led Excelsiors to within one win of the 2010 Mann Cup Finals. In 2011, he capped off an amazing year by leading the third-place Brampton Excelsiors to a Major Series Lacrosse crown and the 2011 Mann Cup Championship. In his first season as the team's head coach in 2010, he led Excelsiors to within one win of the Mann Cup Finals.

Additionally, the Brampton, Ontario, native was a member of four Ontario University Field Lacrosse Association championship teams at Brock University.

PERSONAL

Married: wife, Melissa; son, Austin; daughters Karlie and Lexie. . . He is working on his bachelor's degree in business administration. . . He owns and operates The Box Lacrosse Store.

Regular Season Record

Year	Team	W	L	Finish
2011	Rochester	10	6	Tied for first in the East Division
2012	Rochester	7	9	Second Place in the East Division
2013	Rochester	8	8	Second Place in the East Division
Totals:		25	23	

Playoff Record

Year	Team	W	L	Finish
2011	Rochester	0	1	East Division Semifinals
2012	Rochester	3	0	Won Champion's Cup
2013	Rochester	3	0	Won Champion's Cup
Totals:		6	1	





JASON JOHNSON
ASSISTANT COACH

Date of Birth: April 22, 1972
Place of Birth: Six Nations
Hometown: Six Nations

Jason Johnson enters his fifth season as an assistant coach with the National Lacrosse League's Rochester Knighthawks. Johnson has immersed himself in the sport as a professional coach and as the Arrow Express Sports Lacrosse Director.

Johnson finished his fourth season with the Rochester Knighthawks with his second straight NLL Championship. Besides working with the Knighthawks, he served as an assistant coach for the Hamilton Nationals. In five seasons (2009-13), he advanced to three Major League Lacrosse Championship Weekends and won the 2009 title.

In 2013, Johnson served as the head coach of the Team Iroquois midget box team, and guided the 15- to 16-year-olds to a silver medal at the STX Midget Lacrosse Championship of Canada. The previous summer, he led the Six Nations Bantams to the gold medal at the 2012 Provincials. Johnson, along with Curt Styres, received Six Nations Minor Lacrosse Association Coaching Staff of the Year honors after leading the Bantams to the Provincial Championship.

In the summer of 2012, Johnson worked as an assistant coach for the Iroquois Nationals at the U-19 World Championships in Turku, Finland. The Iroquois won bronze and defeated Team USA in pool play to earn its first victory over the Americans in the tournament. In addition to the Iroquois team, he served as an assistant coach for the U-16 Six Nations field team. The past two years, he has worked as an assistant coach with the Iroquois Nationals at the Bowhunter Cup.

The much sought-after coach was the offensive coordinator coach for U-19 Team Ontario at the 2011 Field Lacrosse National Championships. While working under Head Coach Clancy Almas, the team captured the gold in Burnaby, BC. Additionally, he was the head coach for the Six Nations U-16 and U-19 men's field teams. The U-16 team won gold in 2011 as well.

His resume also includes assistant coaching duties with the the Senior "A" Six Nations Chiefs (MSL) from 2008-09. In 2009, he was the head coach for the Six Nations U-19 women's field teams as well. Johnson also assists with minor box teams throughout his community. In addition, he was a player/coach on the Six Nations Senior Men's Field Team in 2008 that won Ontario Championship and the 2009 team that won the Canadian Field Nationals.

He was the offensive coach for the Six Nations Arrows from 2004 to 2006 and helped the team win three consecutive Ontario Championships and advance to three Minto Cup Finals. He was also the offensive coach at the Indoor World Games for the silver medalists: the Iroquois Nationals. Further, Johnson was an assistant coach for the Six Nations Arrows In 2009 and 2010.

As a player, Johnson spent his entire career in the Six Nations lacrosse system, working his way through minor, Junior "B", Junior "A", Senior "A" and the Cam-Am ranks. He was a teammate of Cam Bomberry on the 1992 Minto and 1994 Mann Cup championship teams. In his junior career, he notched 53 goals and 70 assists in 59 games. In his senior career, he recorded 27 goals and 36 assists in 68 games. He also collected 27 goals and 30 assists in 36 postseason contests. Johnson was drafted in the third round of the National Lacrosse League Entry Draft by the Syracuse Smash.

PERSONAL

Married: wife, Tracy; daughters, Tawnie and Taylor. He works for Arrow Express Sports. From 2004-06, he worked as an ironworker.



PAUL DAY
ASSISTANT COACH

Date of Birth: June 3, 1968
Place of Birth: Peterborough Ontario
Hometown: Peterborough Ontario
College/University: Hobart/Carleton University

Paul Day enters his 16th season with the Rochester Knighthawks and fourth as one of the team's assistant coaches.

In 2013, he won his third National Lacrosse League Championship, and second straight, with the Knighthawks.

It was the type of success Day had imagined when he returned to the team in 2011. Day had two previous tenures with the club, serving as the team's senior lacrosse advisor in 2009, and coaching Rochester for 11 seasons (1995-2005). He still remains the winningest head coach in team history with a 75-39 record.

Day served as Rochester's head coach for eight seasons (1998-2005) and worked as an assistant for three seasons (1995-97). He was behind the bench for Rochester's first league championship in 1997. In addition, he added assistant general manager to his title in 2003. In 2003-04, he was named the NLL Les Bartley Coach of the Year after guiding his injury-riddled team to an 8-8 record and berth in the NLL playoffs. In 2001, he was named the NLL Coach of the Year by Inside Lacrosse. In eight seasons, he led Rochester to three appearances in the NLL championship game (1999, 2000 & 2003) and eight post-season berths.

For three seasons (2006-08), he served as the head coach/general manager of the Edmonton Rush. The Peterborough, Ontario, native ranks third all-time in league history with 82 wins. In 2009, he was inducted into the Rochester Knighthawks Hall of Fame.

In the summer of 2010, he was the assistant coach for the Brampton Excelsiors of Major Series Lacrosse. In 2007, he was the general manager for Team Canada that won gold at the World Indoor Lacrosse Championships in Halifax. Four years later, he was one of the primary coaches for Team Canada, which won gold at the 2011 event. Day was named Team Canada's defensive assistant coach for the 2015 World Indoor Lacrosse Championships.

During his playing days, he was a member of the 1992 World Champion Buffalo Bandits. He also competed in the Canadian Professional League and played college lacrosse at Hobart in 1987-88.

PERSONAL

Married: wife, Angela, who has a daughter, Abby... Couple has a son, McGillen (Mac)... He works as a sergeant for the Niagara Regional Police Service... He has a psychology degree from Carleton University in Ottawa, Ontario... His favorite singer is Bruce Springsteen.



PAT O'TOOLE
ASSISTANT COACH

Date of Birth: December 24, 1971
Place of Birth: East York, Ontario
Hometown: Brampton, Ontario

Pat O'Toole enters his fourth season as one of the team's assistant coaches after helping the Rochester Knighthawks win back-to-back Champion's Cup (2012-13) titles. It was his fourth NLL championship and third with the Knighthawks.

The NLL Championship was his third as a coach after working on the Brampton Excelsiors' staff in 2011. While an assistant coach under Head Coach Mike Hasen, the Excelsiors captured the Mann Cup to give him his first title as a coach, to go along with four as a player.

O'Toole made a seamless transition to coaching after a Hall of Fame playing career. Known as one of the greatest goalies in team and league history, O'Toole announced his retirement on December 23, 2010. He made the announcement after playing 16 seasons of professional lacrosse, 12 of those in Rochester. On December 7, 2013, he was inducted into the NLL Hall of Fame.

O'Toole played for three teams over his career: Rochester, Buffalo and New York (Saints). He was a workhorse in goal, logging 10,285 minutes while finishing his career as the NLL's all-time saves leader with 6,464. He won two championships, 1996 with Buffalo and 2007 with Rochester, and earned a record of 115-56. He also registered an 11.40 goals-against average and a .768 save percentage. Not bad for a goalie that was out of a job in January of 1999. It was Day and General Manager Jody Gage that gave the then 27-year-old from Brampton, Ontario, another shot at playing pro lacrosse. For the next 12 seasons, O'Toole rewarded them for making that phone call.

His team accomplishments may go unmatched in team history. O'Toole is the franchise's all-time leader in wins (102) and saves (5,756). He also is second in games played with 173. In 173 games in Rochester, he recorded a 102-51 record, an 11.21 goals-against average and a .771 save percentage.

He revolutionized the game as he became a legitimate scoring threat in the later stages of a game, scoring three goals as a Rochester Knighthawk, which is the NLL record for goals by a goaltender. He also chipped in 136 assists, hitting teammates with memorable floor-length passes.

O'Toole guided the Knighthawks to their second NLL championship (2007), and is Rochester's all-time leader in postseason wins (9) and saves (644). Additionally, he guided the Knighthawks to Finals appearances in 1999, 2000 and 2003. O'Toole was one of the keys to Rochester's 17-2 championship season in 2007. He was popular amongst his teammates as he was three times voted the team's MVP. He was also a two-time All-Pro and the league's 2003 Goaltender of the Year.

O'Toole was originally drafted by the New York Saints in 1995. He played for the Buffalo Bandits and was a member of the 1996 MILL champion Bandits team. That season, he led the MILL in save percentage in 1996 and was named the Bandits' Best Defensive Player. Further, he was MVP of the MILL Championship Game. O'Toole would then sign with the Knighthawks as a free agent on January 23, 1999 and the rest, they say, is history.

PERSONAL

Married: wife, Lynne; son, Connor; daughter, Kayla.



ANDY SCORE
ASSISTANT COACH

Date of Birth: April 28, 1984
Place of Birth: Hamilton, Ontario
Hometown: Hamilton, Ontario
College/University: Mohawk College

Andy Secore is entering his third year as an assistant coach for the Rochester Knighthawks. He has won back-to-back Champions Cups with the Knighthawks in 2012 and 2013.

Before becoming an assistant for the Knighthawks, Secore played six seasons in the National Lacrosse League from 2006 to 2011. In 75 career games, he scored 95 goals and 150 assists and collected 255 loose balls. In six postseason games, he scored nine goals and 12 assists.

Secore was drafted with the 20th overall pick in the 2005 NLL Entry Draft by the Calgary Roughnecks and was then traded to the Arizona Sting. In his first two professional seasons with the Sting, he scored 10 goals and added 15 assists in 17 games played. In 2007, his second season with the Sting, he reached the NLL Championship Game against the Knighthawks.

With the Minnesota Swarm in 2008, Secore scored career highs with 28 goals and 48 assists for 76 points, and was named an NLL All-Star. He set a career-high with eight points (4+4) in Minnesota's 14-13 win over Portland on 2/10/08. Secore played the final three seasons of his NLL career with the Edmonton Rush. In 44 games, he scored 57 goals and 87 assists. His best season with the Rush came in 2009, when he finished with 23 goals and 40 assists. The left-handed forward scored a career-best five goals in Edmonton's 16-12 win over Toronto on 3/28/09, tying his career-high with eight points.

Internationally, the Hamilton, Ontario native has won two silver medals with the Iroquois Nationals in the 2007 and 2011 World Indoor Lacrosse Championships. He also won the 2012 Bowhunter Cup with the Iroquois over Team USA at The Blue Cross Arena in Rochester. Secore served as an assistant coach for the Nationals in the 2013 Bowhunter Cup.

Prior to his career in the NLL, Secore spent most of his junior career with the Junior "A" Brampton Excelsiors. He played five seasons with Brampton from 2000 to 2004, and earned call-ups to Brampton's Major Series Excelsiors in 2003 and 2004. He finished third in the Ontario Lacrosse Association's Junior "A" circuit with 90 points (43+47). He then played his final junior season with the Six Nations Arrows, who were finalists for the Minto Cup. In 95 junior games, Secore totaled 105 goals and 135 assists. He won the Jim Veltman Trophy as the Ontario Lacrosse Association's Most Outstanding Junior "A" Player, and in 2004, he earned the Gaylord Powless Award for Sportsmanship. In 2012 and 2013, the former Arrow was an assistant coach for Six Nations Junior "A" program.

Secore began his senior career in the Western Lacrosse Association with Coquitlam from 2006 to 2009, and closed his Canadian box career in 2010 with the Six Nations Chiefs. He was a candidate for the WLA's Rookie of the Year in 2006, finishing second on the Adanacs with 65 points (31+34).

PERSONAL

Girlfriend: Alex Goodbrand . . . Works for Rochester Head Coach Mike Hasen at the Box Lacrosse Store . . . Studied law and security at Mohawk College.



DEREK GENERAL
GOALIE COACH

Date of Birth: July 30, 1971
Place of Birth: Brantford, Ontario
Hometown: Six Nations

Derek General is in his first season as the goalie coach for the Rochester Knighthawks. General played nine seasons in the NLL, including four with the Knighthawks (1996-99). He was a member of the Knighthawks' 1997 Major Indoor Lacrosse League Championship squad. He also played for Albany and New Jersey before retiring as a Buffalo Bandit after the 2005 season.

In his first start for Rochester on February 28, 1998, General made a team season-high 52 saves en route to a 15-14 win over Baltimore and earned the league's Player of the Week Award. He went 3-0 in 1999, twice coming off the bench to guide the Knighthawks to victory and earning a 20-13 win in a start against Syracuse on January 23, 1999. He was also honored with the Player of the Week Award in Week 5 of the 1999 season when he made 43 saves in relief of Steve Dietrich in a 15-12 win over Philadelphia.

General recorded career highs in minutes played (610), saves (420) and save percentage (.757) in 2003 with the New Jersey Storm. His .757 save percentage and 108 loose balls set Storm franchise single-season records. In 2005, his final season with the Bandits, he earned wins over Philadelphia and San Jose.

His prior coaching experience includes seven seasons with the Junior "B" Six Nations Rebels. Since becoming the Rebels' Goaltending Coach in 2007, the team has won five Founders Cups as the Canadian Junior "B" National Champions and five J.A. MacDonald Trophies as the Ontario Lacrosse Association Junior "B" Champions.

As a player, General spent five seasons in Junior "A" with the Bay Area Bengals (1988-89), the Six Nations Arrows (1990-91) and the Toronto Beaches (1992). He then played 10 seasons of Major Series Lacrosse with Six Nations (1998-2000, 2003-07) and Akwesasne (2001-02). Internationally, General won a silver medal with the Iroquois Nationals at the 2003 World Indoor Lacrosse Championships.

PERSONAL

Married: wife, Tiffany; son, Jacobi; daughter, Derellyn. He graduated from Georgian College in Barrie, Ontario, with a degree in graphic design.



MIKE ACCURSI
TEAM OPERATIONS/ASSISTANT COORDINATOR

Date of Birth: Feb. 25, 1975
Place of Birth: Welland, Ontario
Hometown: St. Catharines, Ontario

Mike Accursi is entering his first season as a member of the Rochester Knighthawks' front office after playing 16 seasons in the National Lacrosse League (1998-2013).

Over his 16 seasons in the NLL, Accursi accumulated 386 goals and 435 assists for 821 points in 233 games, the fifth most games played in league history. He collected 1,058 loose balls as well. He played for teams in Ontario (1998), Syracuse (1999), Buffalo (2000-04, 2008-10), Edmonton (2008) and Rochester (2005-07, 2011-13).

His 386 goals scored ranks 10th all-time in league history. Success seemingly followed Accursi everywhere he played; teams he played for qualified for the playoffs in 12 of his 16 seasons. In 26 career postseason contests – fourth most in the NLL – he ranks third all-time with 58 goals and fifth with 99 points. He won four championships, twice winning back-to-back titles (2007 and 2008, 2012 and 2013).

As a Knighthawk, Accursi has been a part of three of the team's four championship seasons. He led the team with 11 postseason goals en route to the 2007 Champion's Cup. He scored the game-winning goal in the 2012 championship and closed his career last season with the 2013 Champion's Cup. In Knighthawks' history, he ranks third all-time with 221 assists and fourth with 356 points. He set the team's record for most goals in a playoff game with seven against the Buffalo Bandits on April 23, 2005.

Accursi has also won two Canadian Senior "A" Championships in his 14 seasons in the Ontario Lacrosse Association's Major Series. He won the 2002 Mann Cup with the Brampton Excelsiors and the 2004 Mann Cup with the Peterborough Lakers. In 2004, he scored 36 goals and 28 assists for 64 points – MSL career highs – in only 19 games. As a junior player, he won the 1993 P.C.O. Trophy as the top rookie in the OLA's Junior "A" series. That year, he scored 44 goals and 50 assists for 94 points in 21 games with Burlington. Internationally, he played for Team Canada in the 1999 World Cup.

In his new role, he will handle video analysis and overseeing the day to day video inventory, which is a major component of game preparation. He will assist with the breakdown of Knighthawks and visiting team tendencies to create strategies for upcoming games. Furthermore, the position will allow Accursi to serve as a liaison between management and the players, which will also include mentoring the younger members of the team.

His previous coaching experience includes both the men's and women's teams at Brock University in St. Catharines. He was the head coach of the women's team from 1998-2002, and from 2002-04, he was the offensive coordinator for the men's team. The men's lacrosse team won the Canadian University Field Lacrosse Association Championship from 2002-04. Accursi has also coached the men's team at Holy Cross Secondary School, where he works as a school teacher. This past summer, he was an assistant coach for the St. Catharines Athletics Junior "A" squad.

Accursi graduated from Brock University with a Bachelor of Science degree. He earned his education degree from D'Youville College.

PERSONAL

Married: wife, Julie; son, Carter; twin daughters, Abigail and Isabella. . . He carried the Olympic Flame when the Olympic torch relay passed through St. Catharines in 2009.



TOM CINCIBOX
 DIRECTOR OF PLAYER RELATIONS

Tom Cincebox enters his 19th season with the Rochester Knighthawks and third as the team's Director of Player Relations. For 14 seasons, he was one of the Knighthawks' assistant coaches, having joined the team in its second year of existence: 1996. He is only one of two men to work for all four Knighthawks championship teams (1997, 2007, 2012 and 2013).

Cincebox also has one coaching win to his credit. On February 28, 1998, he was forced to lead the team against the first-place Baltimore Thunder due to league-wide immigration problems that prevented Canadian-born coaches and players from participating. Thus, the Knighthawks hit the floor without Head Coach Paul Day and a handful of players. That night, Cincebox -- with a team of recently signed players and American-born players -- pulled off one of the biggest upsets in team history, winning 15-14.

Cincebox played his college lacrosse at Nazareth from 1985-89 and was honored with the 1989 Nazareth Lacrosse Block "N" Award. After graduating, he worked as an assistant coach for the Golden Flyers from 1993-96 and was Chairman of the Nazareth Sports Hall of Fame. Further, he founded the Rochester Lacrosse Club and is active in the Rochester Chapter of the Lacrosse Foundation. In 1998, he was the recipient of the Monroe County Section V Lacrosse Man of the Year Award.

PERSONAL

Tom resides in Pittsford with his wife, Becky, daughters Brooke, Courtney and Grace, and son, Thomas. He is currently employed as a medical consultant for Synthes Spine. Tom is also active with Pittsford Youth Football (assistant coach), Pittsford Youth Lacrosse and the Boy Scouts of America.



STEPHEN LOBSINGER
 ATHLETIC TRAINER

Date of Birth: August 12, 1979
 Place of Birth: Kitchener, Ontario
 Hometown: Guelph, Ontario
 College/University: University of Waterloo/Sheridan College

Lobsinger enters his fourth season with the back-to-back National Lacrosse League Champion Rochester Knighthawks. He also works as an Athletic Therapist and Osteopathic Student at Arbour Physiotherapy and Guelph Osteopathic Centre in Guelph, Ontario. He joined the Arbour Health Group in the summer of 2008 and brings a great deal of clinical and field experience to the team. Stephen is a graduate of Kinesiology from the University of Waterloo (2002), Sports Injury Management from Sheridan College (2005) and is currently finishing his thesis at the Canadian College of Osteopathy in Toronto.

Since 2005, he has worked in the field with numerous competitive lacrosse teams, including the Kitchener-Waterloo Kodiaks and the Chicago Shamrox of the NLL. He was also an Assistant Athletic Therapist at the University of Waterloo from 2006-09. In 2009, Stephen was named the Head Athletic Therapist for the Toronto Nationals of the Major Lacrosse League and moved with the team to Hamilton in 2011. He was the Head Athletic Therapist for the Canadian National Field Lacrosse Team (2010) and the Canadian Indoor Team (2011). He will serve in the same capacity with Team Canada at the 2014 FIL World Lacrosse Championships.

He has been honored three times for his work in the field, earning the Brian Farrance Award for Outstanding Contribution in Therapy (University of Waterloo, 2002), the First Responder Award for Dedication and Leadership in Emergency Care (Sheridan College, 2004), and being named a Sheridan Scholar (Sheridan College, 2005).

His teams have also achieved success as the KW Kodiaks won the 2005 Presidents' Cup Senior "B" National Championship and the Toronto Nationals won the Major League Lacrosse Championship in 2009. Most recently, Team Canada won a silver medal at the 2010 FIL World Field Lacrosse Championships. In 2011, he was on the staff of Team Canada as they captured the gold medal at the FIL World Indoor Lacrosse Championships.

PERSONAL

Married: wife, Ola Kusnierz.





JODY GAGE
 VICE PRESIDENT OF PLAYER PERSONNEL

Jody Gage enters his 18th season with the Rochester Knighthawks. In 2013, he became only the second person in team history to win all four Championships (1997, 2007, 2012 and 2013), joining Tom Cincebox.

Gage officially rejoined the Rochester Knighthawks management team on September 29, 2010, as the Vice President of Player Personnel. In this position, he works closely with GM Curt Styres and Assistant GM Landon Miller. Gage offers input into the day-to-day decision making for the Knighthawks team. He also remains a key point of contact for the Knighthawks on all team business matters in Rochester.

Gage is the only person to grace the Hall of Fames for two Rochester professional sports teams: the Knighthawks and the Rochester Americans. Gage served as the general manager for 12 seasons and built the Knighthawks into a lacrosse dynasty (1997-2008). The Knighthawks advanced to five championship games and won two titles during his tenure. In 2007, he assembled a Knighthawks team that won a league-record 17 games and suffered only two losses. Rochester also won 15 straight games, which is the second most in NLL history, en route to the championship. Rochester won 12 straight games to close the regular season and tied for the best single-season record by any team since the NLL switched to the 16-game schedule.

He had a hand in drafting future superstars John Grant, Casey Powell, Curt Malawsky, Josh Sanderson and Colin Doyle. He also was a masterful GM when it came to trades, acquiring such notable players as Mike Accursi, Chris Schiller, Steve Toll and Shawn Williams during his tenure.

In 2011, he returned to the field game as the general manager of the Major League Lacrosse Hamilton Nationals. Through the "best draft class in MLL history," free agent signings and trades, the Nats finished in a tie for second place with a 7-5 record. Hamilton earned its first playoff win in two seasons and advanced to the championship game, falling by one goal to the Boston Cannons. The Nationals returned to the MLL Championship Weekend in 2013.

Gage's first stint in the MLL was with Rochester Rattlers. In seven seasons, the Rattlers also advanced to the MLL Semifinals in 2001, 2004, 2005 and 2007, and captured the 2008 Steinfeld Cup.

Gage was inducted into the Amerks Hall of Fame in 1999 and is only one of three players to have his number retired. He stands as the Amerks' all-time leader in games played, goals, assists and points. He also holds numerous team and American Hockey League records. He was inducted into the AHL Hall of Fame in 2006. After retiring from hockey, he moved into the front office where he still works for the Amerks Director of Strategic Planning. He was the team's general manager from 1996 to 2009 and was the assistant GM when the Amerks won their sixth Calder Cup in 1996.

PERSONAL

He lives in Chili with his wife, Charlotte, and daughter, Stefanie. His son, Ryan, resides in Rochester and works in real estate.



CHRIS DRISCOLL
 ONTARIO SCOUT

Date of Birth: September 12, 1971
 Place of Birth: Fergus, Ontario
 Hometown: Guelph, Ontario

Chris Driscoll enters his third season as the Ontario Scout for the Rochester Knighthawks. In 2013, he won his fifth Champion's Cup and third with the Knighthawks. The 2014 campaign will mark his 10th season with the Knighthawks.

Rochester added one of the most accomplished players in National Lacrosse League history in December 2011 by signing Driscoll. The Fergus, Ontario, native played 19 seasons in the NLL. On February 5, 2010, he returned to Rochester for the second time in his career via a trade with the Buffalo Bandits. His retirement from professional lacrosse thus ended in the place where he played his first and his last NLL game.

In his professional career, he notched 240 goals, 378 assists and 1,035 loose balls in 234 games. He won three championships along the way: 1997, 2003 and 2005. It was in Rochester where he won his first championship. The Knighthawks defeated the Buffalo Bandits 15-12 at Marine Midland Arena to capture a title in only their third season of operation. Driscoll had one goal and two assist in the 1997 MILL Championship Game.

Driscoll collected 72 goals and 108 assists as a Knighthawk after arriving in Rochester in 1995. He was one of five players assigned to the expansion Knighthawks of the Major Indoor Lacrosse League. The former Detroit Turbo was one of the founders of the team and helped establish the Western NY team as a premier franchise. From 1995 to 1999, he was a member of the four playoff teams and played in two MILL Finals with the Knighthawks.

After four years in Buffalo and two in New York, Driscoll continued to have success as he joined the Toronto Rock for parts of seven seasons (2003-09). In 2003, he received the NLL Sportsmanship Award and won the first of two NLL Championships in three seasons with the Rock. In November 2008, he replaced the retired Jim Veltman, becoming only the second team captain in Rock history. In 2010, Driscoll returned to the Knighthawks, where he spent the final two seasons of his professional career. In 2011, he recorded 11 points to finish with 198 points as a Knighthawk.

PERSONAL

Married: wife, Kim. The couple has a daughter, Kate, and a son, Kyle. Chris works as the technical director for the Ontario Lacrosse Association.

LACROSSE STAFF



TRACY JOHNSON
VICE PRESIDENT OF OPERATIONS



NICK ROTHWELL
ARROW EXPRESS SPORTS FILMING



BRIAN HOBART
AMERICAN NCAA SCOUT



STU BROWN
CANADIAN SCOUT



KEVIN HILL
WESTERN JUNIOR SCOUT




BRUCE CLARK
WESTERN SCOUT

SUPPORT STAFF



DR. ILYA VOLOSHIN
TEAM ORTHOPEDIC SURGEON



DR. MARK MIRABELLI
GENERAL PRACTITIONER



DR. DONALD DUDLEY
TEAM CHIROPRACTOR



CHRISTIAN SHOGNOSH
EQUIPMENT MANAGER



DAVE SOWDEN
ASSISTANT TRAINER



JENNIFER MAHER
TEAM MASSAGE THERAPIST



MATT GREEN
STRENGTH AND CONDITIONING COACH



CRAIG RYBCZYNSKI
 BROADCASTER/DIRECTOR OF COMMUNICATIONS

Craig Rybczynski is in his 13th season as the radio and TV play-by-play broadcaster for the Rochester Knighthawks of the National League Lacrosse. He also serves as the Director of Communications for the Knighthawks (National Lacrosse League). In 2013, he established a league record by calling his 200th straight NLL broadcast on February 16th.

The Hamburg, NY, native is in his 15th season with the Knighthawks. His responsibilities include publications, social media and public, community and media relations. In 2011, Rybczynski was selected as the Media Relations Manager for the United States National Team at the 2011 FIL World Indoor Lacrosse Championships in Prague. He handled the publicity for Team USA, which ranged from hosting a weekly radio show, doing play-by-play and color for international webcasts, and working as a contributing writer for Inside Lacrosse Magazine.

His lacrosse resume also includes 10 years working for teams in Major League Lacrosse. He spent seven seasons with the Rochester Rattlers (2002-08), and three with the Hamilton Nationals (2011-13). He broke into the MLL with the Rattlers in 2002 as a color analyst, and was promoted to the role of communication's director and play-by-play broadcaster the following season.

In the summer of 2008, he completed his sixth season as the play-by-play broadcaster for the Rattlers. During the 2007 MLL Championship Weekend, he called both semifinal games for national, regional and local TV, radio and Internet outlets. The games were ar-

ried on the MSG Network, Comcast Sports and locally on Time Warner Cable. The Rattlers' playoff game was also on ESPN360.

Rybczynski has an extensive background in radio and television, handling the play-by-play duties for the Knighthawks on ESPN Radio, Time Warner Cable Sports Channel and the NLL Network. Rybczynski also provides color commentary for RIT lacrosse games on Time Warner Cable Sports Channel.

In 2007, he was the broadcaster for two NLL Game of the Week telecasts on VERSUS. He has also handled the play-by-play duties for the B2 Networks, SIRIUS Satellite Radio, SportsNet New York (TV), The Score Television Network in Canada, WYSL 1040-AM and Hot Talk 1280 WHTK. Rybczynski's first time on ESPN was in 2006 during the NLL Champion's Cup Playoffs. His call of Shawn's Williams goal in the NLL Semifinals was the "Cingular Call of the Day."

From 1999 to 2011, he worked and then managed the communications department for the Rochester Americans (American Hockey League). Additionally, he also worked in the same capacity with the Rochester Rhinos (USL First Division), W-League Rhinos, Rattlers (Major League Lacrosse) and PAETEC Park from 2003-08.

When not working in sports, he sits on the executive board of the Rochester Press-Radio Club, which raises money through its annual dinner and gala. In 2011, he accepted a position on the board for the Rochester Chapter of U.S. Lacrosse. Rybczynski also serves a mentor for the Syracuse Sports Management Department and coaches baseball in the Greece Little League.

Prior to working for the Amerks, Rybczynski spent two years as the assistant sports information director at Mercyhurst College. His duties included teaching two classes in the college's communications department and serving as the sports information director at the junior college, Mercyhurst North East. At Mercyhurst, his hockey media guides were honored three times as "Best in the Nation" by the College of Sports Information Directors of America (CoSIDA).

Rybczynski has a B.A. in communications from Mercyhurst College and a master's degree from Syracuse University's S.I. Newhouse School of Public Communications. He graduated in 1996 from Newhouse with a degree in newspaper journalism. He is also a 1991 graduate of St. Francis High School in Athol Springs, NY. In 2006, he was named the National Lacrosse League's Public Relations Executive of the Year. In 2005, he was a member of the Rochester Raging Rhinos' front office, which was honored as the United Soccer Leagues First Division Organization of the Year.

PERSONAL

Craig currently resides in Greece with his wife, Amy, and sons Jacob and Carter.



No.	Name	Pos.	Ht.	Wt.	DOB	Birthplace	Hometown	College/Team
48	Matt Vinc	G	6-1	212	6/9/82	Hamilton, Ontario	St. Catharines, Ontario	Canisius College
55	Angus Goodleaf	G	6-1	299	3/6/87	Kahnawake	Kahnawake	Rochester (2013)
66	Mikey Thompson	G	5-10	260	6/16/77	Hogansburg, NY	Akwesasne (Mohawk)	Philadelphia (2013)
1	Joe Walters	F	6-0	200	11/30/84	Rochester, NY	Rochester, NY	Maryland
2	Paul Dawson	D	6-5	225	9/16/85	Oakville, Ontario	Oakville, Ontario	University of Windsor
4	Jamie Batson	D	6-0	199	4/2/85	Comox, BC	Brantford, Ontario	Lakeland College (Alberta)
5	Scott Self	D	6-1	200	8/7/79	Peterborough, Ontario	Peterborough, Ontario	Rochester (2013)
6	Dan Dawson	F	6-6	214	12/11/81	Oakville, Ontario	Oakville, Ontario	Sheridan College
7	Tyler Burton	D	6-0	218	9/30/88	London, Ontario	London, Ontario	Mercyhurst
9	Craig Point	F	5-11	243	1/19/86	Six Nations	Ohsweken, Ontario	Onondaga CC
10	Joel McCready	D	5-11	218	3/11/88	St. Catharines, Ontario	St. Catharines, Ontario	Cornell
16	Dylan Evans	D	5-11	190	1/17/88	Brampton, Ontario	Brampton, Ontario	Dowling
23	Cory Vitarelli	F	5-10	220	6/30/85	Peterborough, Ontario	Peterborough, Ontario	Prince Edward Island
25	Brad Self	T	5-11	185	2/27/81	Peterborough, Ontario	Peterborough, Ontario	St. Mary's University
26	Mike Kirk	D	6-2	220	7/29/82	Orangeville, Ontario	Orangeville, Ontario	Dickinson College
28	Stephen Keogh	F	5-10	197	2/16/87	Toronto, Ontario	Toronto, Ontario	Syracuse
29	Ian Llord	D	6-2	200	6/9/85	St. Catharines, Ontario	St. Catharines, Ontario	Rochester (2013)
32	Jon Sullivan	D	6-1	197	6/30/82	St. Catharines, Ontario	St. Catharines, Ontario	Brock University
37	Scott Campbell	D	6-1	213	10/23/81	Ajax, Ontario	Markham, Ontario	Elmira College
45	Cody McLeod	D	6-0	199	8/12/92	Orangeville, Ontario	Orangeville, Ontario	Orangeville (Jr. A)
75	Mac Allen	D	6-2	221	6/7/85	Toronto, Ontario	Toronto, Ontario	Bishop's Univ./Univ. of Windsor
77	Mark White	T	5-11	183	7/28/89	Oakville, Ontario	Oakville, Ontario	Southern Maine
79	Sid Smith	D	6-0	225	7/24/86	Six Nations	Six Nations	Syracuse/Onondaga CC
86	Rory Glaves	D	6-0	196	1/13/82	Niagara Falls, Ontario	Milton, Ontario	Mohawk College
88	Cody Jamieson	F	5-9	218	7/17/87	Six Nations	Six Nations	Syracuse
93	Johnny Powless	F	5-11	208	3/15/93	Six Nations	Six Nations	Rochester (2013)
94	Wenster Green	D	5-11	221	11/16/93	Six Nations	Six Nations	Buffalo (2013)
98	Jimmy Purves	T	5-11	208	11/1/90	Sarnia, Ontario	Sarnia, Ontario	Rochester (2013)

LACROSSE STAFF

Owner/General Manager:	Curt Styres	Assistant Coach:	Paul Day	Athletic Trainer:	Stephen Lobsinger
President:	Lewis Staats	Assistant Coach:	Andy Secore	Assistant Trainer:	Dave Sowden
Special Advisor to the President:	Ted Nolan	Assistant Coach:	Pat O'Toole	Equipment Manager:	Christian Shognosh
Senior VP of Operations:	Dr. Bob Hathaway	Goalie Coach:	Derek General	Strength and Conditioning Coach:	Matt Green
Vice President of Lacrosse:	Paul Gait	Director of Player Relations:	Tom Cincebox	Assistant Fitness Instructor:	Kyle Struyk
Assistant General Manager:	Landon Miller	Team Operations/Asst. Coordinator:	Mike Accursi	Team Chiropractor:	Dr. Donald Dudley
Vice President of Player Personnel:	Jody Gage	American NCAA Scout:	Brian Hobart	Team Massage Therapist:	Jennifer Maher
Special Projects Coordinator:	Wendy Staats	Ontario Scout:	Chris Driscoll	Team Massage Therapist:	Meg Abelein
VP of Operations:	Tracy Johnson	Canadian Scout:	Stuart Brown	Broadcaster:	Craig Rybczynski
Head Coach:	Mike Hasen	Western Scout:	Bruce Clark		
Assistant Coach:	Jason Johnson	Western Junior Scout:	Kevin Hill		

PRONUNCIATION GUIDE

No.	Name	Pronunciation	No.	Name	Pronunciation	No.	Name	Pronunciation
48	Matt Vinc	(VINCE)	16	Dylan Evans		86	Rory Glaves	
55	Angus Goodleaf		23	Cory Vitarelli	(VIT-a-rell-lee)	88	Cody Jamieson	
66	Mikey Thompson		25	Brad Self		93	Johnny Powless	
1	Joe Walters		26	Mike Kirk		94	Wenster Green	
2	Paul Dawson		28	Stephen Keogh	(KEY-oh)	98	Jimmy Purves	(PURR-viss)
4	Jamie Batson		29	Ian Llord				
5	Scott Self		32	Jon Sullivan				
6	Dan Dawson		37	Scott Campbell				
7	Tyler Burton		45	Cody McLeod	(ma-CLOUD)			
9	Craig Point		75	Mac Allen				
10	Joel McCready		77	Mark White				
			79	Sid Smith				

Head Coach: Mike Hasen (HAZE-in)
Assistant Coach: Jason Johnson
Assistant Coach: Paul Day
Assistant Coach: Andy Secore (see-core)
Assistant Coach: Pat O'Toole (oh-TOOL)



MAC ALLEN
DEFENSE

75

Height: 6-2 **Weight:** 221 lbs.
Shoots: Right **Date of Birth:** June 7, 1985
Born: Toronto, Ontario, Canada

TRANSACTIONS

Signed by the Knighthawks as a restricted free agent from the Colorado Mammoth on November, 23, 2013... Traded to Colorado by Rochester in October of 2010 along with John Grant, Jr. in the deal that brought Matt Vinc and Brad Self to the Knighthawks.

CAREER

Is entering his eighth season in the National Lacrosse League and third with the Rochester Knighthawks... Played in 18 games for the Colorado Mammoth between 2011 and

2013, scoring two goals and seven assists with 92 loose balls and 75 penalty minutes... In 2011, he matched career highs with two goals and five assists and gathered a career-high 83 loose balls in 2011... Named a 2011 NLL West Division All-Star... In two seasons with the Knighthawks in 2009 and 2010, he scored three goals and five assists with 124 loose balls and 72 penalty minutes... Also had career highs in goals (two) and assists (five) in only 11 games in 2009... Spent his first two seasons in Edmonton... Played 19 goals for the Rush in his first two seasons... Winner of three Mann Cups with the Major Series' Peterborough Lakers (2007, 2010, 2012)... Was named the top defensive player in the Major Series in 2009... Spent his junior career with the Toronto Beaches.

PERSONAL

Works as a civil and commercial litigator for WeirFoulds, LLP in Toronto... Attended Law School at the University of Windsor... Has a marketing degree from Bishop's University.

Season	Team	League	Regular Season						Playoffs					
			GP	G	A	PTS	PIM	LB	GP	G	A	PTS	PIM	LB
2007	Edmonton	NLL	14	1	4	5	15	61	--	--	--	--	--	--
2008	Edmonton	NLL	5	0	0	0	12	6	--	--	--	--	--	--
2009	Rochester	NLL	11	2	5	7	34	68	1	0	0	0	0	5
2010	Rochester	NLL	14	1	0	1	38	56	--	--	--	--	--	--
2011	Colorado	NLL	13	2	5	7	55	83	1	0	0	0	0	2
2012	Colorado	NLL	3	0	2	2	13	3	1	0	0	0	4	1
2013	Colorado	NLL	2	0	0	0	7	6	--	--	--	--	--	--
KNIGHTHAWKS TOTALS			25	3	5	8	72	124	1	0	0	0	0	5
PRO TOTALS			62	6	16	22	174	283	3	0	0	0	4	8



JAMIE BATSON
DEFENSE

4

Height: 6-0 **Weight:** 199 lbs.
Shoots: Right **Date of Birth:** Apr. 2, 1985
Born: Comox, British Columbia, Canada

TRANSACTIONS

Re-signed and agreed to a two-year deal with the Knighthawks on August 7, 2012.

CAREER

In his third season in the NLL and third with the Knighthawks... Won back-to-back Champion's Cups (2012-13)... Named the Knighthawks' Most Improved Player in 2013... He collected a single-game best five loose balls on 3/2/13 and 4/13/13... Made his NLL debut on 2/18/12... Scored in his preseason debut on 12/11/11 against Philadelphia...

Attend the Knighthawks' Open Tryouts and Training Camp... Was one of the fittest players in camp and won the sprint contest in Open Tryouts... Played his second season Kitchener-Waterloo Kodiaks in 2013, scored three goals and two assists in 14 regular season games and three goals in four playoff games... In 2012, he played in 13 regular season games and all four playoff games, and was among the top rookies in the MSL... In 2011, he was named the Most Valuable Defensive Player, while playing for the Senior "B" Ohsweken Warriors... He finished tied for sixth on the Warriors with 19 points in 14 games (7+12)... In 2010, he attended training camp with the Buffalo Bandits after spending the summer with Ohsweken.

PERSONAL

Just returned to lacrosse spending his high school career playing football, basketball, rugby and running track.

Season	Team	League	Regular Season						Playoffs					
			GP	G	A	PTS	PIM	LB	GP	G	A	PTS	PIM	LB
2012	Rochester	NLL	1	0	0	0	0	1	0	0	0	0	0	0
2013	Rochester	NLL	5	0	0	0	12	18	0	0	0	0	0	0
KNIGHTHAWKS TOTALS			6	0	0	0	12	19	0	0	0	0	0	0
PRO TOTALS			6	0	0	0	12	19	0	0	0	0	0	0



TYLER BURTON
DEFENSE

7

Height: 6-0 **Weight:** 218 lbs.
Shoots: Right **Date of Birth:** Sept. 30, 1988
Born: London, Ontario, Canada

TRANSACTIONS

Re-signed and agreed to a two-year deal with the Knighthawks on December 26, 2013.

CAREER

In his fourth season in the NLL and fourth with the Knighthawks... Won back-to-back Champion's Cups (2012-13)... Ranks sixth in franchise history with 169 faceoff wins... Rode the first two-game goal-scoring streak of his career (2/8/13-2/9/13)... Added two assists in the playoffs... In 2012, he had a career-high 68 loose ball... Named the team's Most Improved Player in 2011... Scored his first pro goal on 2/26/11... Earned his first pro point/assist on 1/22/11... Made his pro debut on 1/08/11... Played four seasons of college lacrosse at Division II Mercyhurst College (2007-10)... In 2010, he ranked third

on the team in scoring, netting 26 goals and adding 12 assists for 38 points... He led the team with three game-winning goals... Second Team All-American and First Team All-East Coast Conference... The Mercyhurst team captain played in the North-South Game... Recorded 101 points (70+31) in 54 games... In 2009, he was named Second Team All-East Coast Conference... In 2007, he played for the first Mercyhurst lacrosse team to advance to the Division II Finals... In 2008, he won a silver medal with Team Canada at U-19 World Lacrosse Championships... Reached the Mann Cup finals with the Western Lacrosse Association's Victoria Shamrocks in 2013... Scored two goals and four assists in the WLA regular season... Won Mann Cup in 2011 with the Brampton Excelsiors in Major Series Lacrosse... Was a member of the 2011 Hamilton Nationals of Major League Lacrosse... Played four seasons for the St. Catharines Athletics (Junior "A") from 2006 to 2009... In his junior career, he recorded 86 points (34+52) in 65 games... In 2009, won the Leadership Award for St. Catharines... Rookie of the Year for Junior "A" St. Catharines Athletics in 2006.

PERSONAL

Studying to be an electrician... Majored in elementary education... In high school, he participated in football, hockey, and lacrosse... Was captain for his hockey and lacrosse teams.

Season	Team	League	Regular Season						Playoffs					
			GP	G	A	PTS	PIM	LB	GP	G	A	PTS	PIM	LB
2011	Rochester	NLL	14	1	2	3	18	61	1	0	0	0	0	7
2012	Rochester	NLL	14	1	1	2	21	68	3	1	0	1	0	8
2013	Rochester	NLL	12	2	0	2	14	28	3	0	2	2	4	7
KNIGHTHAWKS TOTALS			40	4	3	7	53	157	7	1	2	3	4	22
PRO TOTALS			40	4	3	7	53	157	7	1	2	3	4	22





SCOTT CAMPBELL
DEFENSE

37

Height: 6-1 **Weight:** 216 lbs.
Shoots: Left **Date of Birth:** Oct. 23, 1981
Born: Ajax, Ontario, Canada

TRANSACTIONS

He re-signed and agreed to a three-year deal with the Knighthawks on August 11, 2011... Drafted by the Minnesota Swarm in second round of the 2004 NLL Draft.

CAREER

He enters his 10th season in the NLL and fourth with the Knighthawks... Won back-to-back Champion's Cups (2012-13)... Played in his 100th professional game on 1/5/13... Played in a career-high 16 games... In 2012, he won his first Championship at any level of lacrosse... Named the team's Unsung Hero in 2011... Named NLL Defensive Player of

the Week after he recorded his first career hat trick on 3/26/11... Made his Knighthawks' debut on 1/29/11... The veteran has netted 27 goals and 30 assists, and scooped 491 loose balls during his career... Was acquired by Boston from the Toronto Rock on 7/6/10 in exchange for the Blazers' 2010 second-round draft selection... In 2010, he recorded career-best 13 points (5+8) in 11 games... Played for the Toronto Rock (2006- 2010)... Played for Scotland in the 2007 World Indoor Lacrosse Championships... Played seven games with the Swarm before being acquired by the Rock through a trade with the Edmonton Rush... Has spent the last 10 seasons with the Brooklin Redmen of Major Series Lacrosse... Scored MSL playoff career highs with eight goals and 13 points... Played Junior "A" lacrosse for Whitby... Played college lacrosse at Elmira College (2001-04).

PERSONAL

Married, wife: Carolyn... daughter, Grace... Works in sales for Bell... Has a business degree from Elmira College.

Season	Team	League	Regular Season						Playoffs					
			GP	G	A	PTS	PIM	LB	GP	G	A	PTS	PIM	LB
2005	Minnesota	NLL	7	0	1	1	18	43	--	--	--	--	--	--
2006	Toronto	NLL	10	1	0	1	26	13	1	0	0	0	4	2
2007	Toronto	NLL	11	0	4	4	21	31	1	0	0	0	5	0
2008	Toronto	NLL	13	5	4	9	27	59	--	--	--	--	--	--
2009	Toronto	NLL	15	5	2	7	34	93	--	--	--	--	--	--
2010	Toronto	NLL	11	5	8	13	11	48	1	0	0	0	0	5
2011	Rochester	NLL	13	7	4	11	13	69	1	0	1	1	2	3
2011	Boston	NLL	4	0	1	1	4	11	--	--	--	--	--	--
2012	Rochester	NLL	15	1	5	6	11	62	3	0	1	1	0	12
2013	Rochester	NLL	16	3	1	4	12	62	3	0	1	1	0	9
KNIGHTHAWKS TOTALS			44	11	10	21	36	193	7	0	3	3	2	24
PRO TOTALS			115	27	30	57	177	491	10	0	3	3	11	31





DAN DAWSON
FORWARD

6

Height: 6-6 **Weight:** 214 lbs.
Shoots: Right **Date of Birth:** Dec. 11, 1981
Born: Oakville, Ontario, Canada

TRANSACTIONS

Re-signed and agreed to a seven-year deal on October 31, 2013... Was acquired in a six-player, two draft pick deal with Philadelphia on 12/14/12... Drafted in the sixth round (68th overall) by the Columbus Landsharks in 2001 NLL Entry Draft.

CAREER

He is in his 13th season in the NLL and second with the Knighthawks... Won his first Champion's Cup in 2013... Seventh on NLL's all-time assist (577) and points (946) lists... Second in NLL Playoff assists (73), fourth in points (118) and seventh in goals (45)... Six-time NLL All-Star and seven-time NLL All-Pro Selection... 2009 NLL MVP with the Boston Blazers... Has played in all 16 regular season games for 11 consecutive years (2003-13), and holds the fourth-longest streak for consecutive games played with 179... In 2013, he finished second on the team in points and assists... Was seventh in the NLL with 52 assists and 10th in points with 75... Named the NLL Offensive Player


of the Week after notching 17 points (5+12) in two games (4/13 to 4/14)... Notched his 550th career assist on 3/2/13... Scored his 350th career goal on 2/8/13 as part of a four-goal, seven-assist performance... Eclipsed the 100-point mark for the third time in his career in 2012 with the Philadelphia Wings... Scored 25 goals and a career-high 78 assists for 103 points... Scored game-high seven points (1+6) in 2012 NLL All-Star Game... Scored at least 30 goals each season from 2009-11 with Boston... Led the Portland LumberJax to the NLL Championship Game against Buffalo in 2008... Led Portland with 31 points (15+16) in three playoff games in 2008... Made three appearances in the finals in four seasons (2005 & 2007 with Arizona, 2008 with Portland)... Scored a career-high 107 points (47+60) in 2007 with the Arizona Sting... Netted career-high 48 goals in 2005... Won four Mann Cups with the Brampton Excelsiors (2002, 2008, 2009, 2011) and one with the Victoria Shamrocks in 2005... Named the 2002 OLA Junior "A" MVP... In 2005 and 2006, he won the Bill Ellison Award as the WLA Senior "A" MVP... In 2007, he was named a First Team WLA All-Star... Has played for Brampton for the past six seasons (2008-13)... Gold medalist with Team Canada in 2007 and 2011 World Indoor Lacrosse Championships... Won silver in 2010 with Team Canada in World Lacrosse Championships.

PERSONAL

Works as a firefighter in Brampton, Ontario... Attended Sheridan College in Oakville... Playing alongside his brother, Paul, for the third time in his career (2012 with Philadelphia and 2010 in Boston).

Season	Team	League	Regular Season						Playoffs					
			GP	G	A	PTS	PIM	LB	GP	G	A	PTS	PIM	LB
2001-02	Columbus	NLL	11	3	3	6	6	29	--	--	--	--	--	--
2002-03	Columbus	NLL	16	28	24	52	12	51	--	--	--	--	--	--
2003-04	Arizona	NLL	16	26	48	74	19	43	--	--	--	--	--	--
2005	Arizona	NLL	16	48	36	84	8	73	3	10	5	15	2	16
2006	Arizona	NLL	16	34	48	82	8	76	2	4	7	11	0	3
2007	Arizona	NLL	16	47	60	107	16	65	3	6	12	18	0	5
2008	Portland	NLL	16	38	43	81	11	96	3	15	16	31	2	14
2009	Boston	NLL	16	30	74	104	8	54	1	0	7	7	0	6
2010	Boston	NLL	16	36	52	88	36	75	1	1	7	8	0	5
2011	Boston	NLL	16	31	59	90	6	65	1	2	6	8	0	3
2012	Philadelphia	NLL	16	25	78	103	6	58	1	1	5	6	0	5
2013	Rochester	NLL	16	23	52	75	4	67	3	6	8	14	0	7
KNIGHTHAWKS TOTALS			16	23	52	75	4	67	3	6	8	14	0	12
PRO TOTALS			187	369	577	946	144	752	18	45	73	118	4	64





PAUL DAWSON
DEFENSE **2**

Height: 6-5 **Weight:** 225 lbs.
Shoots: Right **Date of Birth:** Sept. 16, 1985
Born: Oakville, Ontario, Canada

TRANSACTIONS

Re-signed and agreed to a four-year deal on November 8, 2013... Was acquired in a six-player, two draft pick deal with Philadelphia on 12/14/12... Drafted as a goaltender with the seventh overall pick in the 2006 NLL Entry Draft by the San Jose Stealth.


CAREER

He is in his eighth season in the NLL and second with the Knighthawks... Won his first Champion's Cup in 2013... Scored the first game-winning playoff goal of his career on 4/27/13... Scored his first goal as a Knighthawk on 2/23/13... Finished his first season as a Knighthawk with 34 penalty minutes and 38 loose balls... Converted to a defenseman from goaltender in his second season in 2008... In 2012, he was third in the league with a career-high 67 penalty minutes... In 2011, he notched a career-high five goals and 14 points (5+9)... Grabbed a career-high 75 loose balls in 2010 with the Boston Blazers... Won two Mann Cups with the Brampton Excelsiors in 2009 and 2010... Played 100 Junior "A" games with Burlington (2002-04) and Brampton (2005-06) as a goaltender.

PERSONAL

Works as a firefighter in Brampton, Ontario... Has a bachelor's degree from the University of Windsor... Playing alongside his brother, Dan, for the third time in his career (2012 in Philadelphia and 2010 in Boston).

Season	Team	League	Regular Season						Playoffs					
			GP	G	A	PTS	PIM	LB	GP	G	A	PTS	PIM	LB
2007	San Jose	NLL	2	0	0	0	0	0	--	--	--	--	--	--
2008	San Jose	NLL	15	0	5	5	32	31	1	1	1	2	0	3
2009	Boston	NLL	16	3	9	12	33	50	1	0	0	0	0	1
2010	Boston	NLL	16	2	4	6	65	75	1	0	0	0	0	7
2011	Philadelphia	NLL	16	5	9	14	35	50	--	--	--	--	--	--
2012	Philadelphia	NLL	16	0	6	6	67	53	1	0	0	0	0	3
2013	Rochester	NLL	16	1	0	1	34	38	3	1	0	1	2	9
KNIGHTHAWKS TOTALS			16	1	0	1	34	38	3	1	0	1	2	12
PRO TOTALS			97	11	33	44	268	297	7	2	1	3	2	23



DYLAN EVANS
DEFENSE **16**

Height: 5-11 **Weight:** 190 lbs.
Shoots: Right **Date of Birth:** Jan. 17, 1988
Born: Brampton, Ontario, Canada

TRANSACTIONS

Re-signed and agreed to a three-year deal on October 31, 2013.

CAREER

He is in his fourth season in the NLL and fourth with the Knighthawks... Won back-to-back Champion's Cups (2012-13)... Played in a career-high 16 games in 2013... Ranks ninth in team history with 112 faceoff wins... Recorded a career-high two assists on 2/8/13... Won his first NLL Championship in just his second season of pro lacrosse... Scored his first career playoff goal on 5/14/12... Named the 2012 Knighthawks Most Im-

proved Player... Scored his first pro goal on 2/24/12... Earned his first pro point/assist on 1/22/11... Made his pro debut on 1/08/11... Reached the Mann Cup series in his first season with the Western Lacrosse Association's Victoria Shamrocks in 2013... Won 145 faceoffs, over 59%, for Shamrocks... Played under Knighthawks Head Coach Mike Hasen for three summers for the MSL Brampton Excelsiors (2010-12)... Won his first Mann Cup in 2011 with the Senior "A" Brampton Excelsiors... Was a member of the Brampton Junior "A" team for six seasons... In 2009, he was named the winner of the B.W. (Billy) Evans Award as the OLA's Top Graduating Player... In 2010, he helped Brampton reach the Minto Cup Finals... In 2007, the forward finished in the Top 10 in playoff scoring and tied for the team lead with 27 points (11+16)... Also played college lacrosse at Dowling College in 2006 and helped the Golden Lions to the Division II National Championship Game... He was second on the team with 44 points (35+9) in 14 games.

PERSONAL

He works as a carpenter... Attended Dowling College and Waterloo University.

Season	Team	League	Regular Season						Playoffs					
			GP	G	A	PTS	PIM	LB	GP	G	A	PTS	PIM	LB
2011	Rochester	NLL	2	0	1	1	7	2	--	--	--	--	--	--
2012	Rochester	NLL	13	1	4	5	4	61	3	1	1	2	0	11
2013	Rochester	NLL	16	0	3	3	23	50	3	0	0	0	5	10
KNIGHTHAWKS TOTALS			31	1	8	9	34	113	6	1	1	2	5	21
PRO TOTALS			31	1	8	9	34	113	6	1	1	2	5	21



RORY GLAVES
DEFENSE

86

Height: 6-1 **Weight:** 195 lbs.
Shoots: Right **Date of Birth:** Jan. 13, 1982
Born: Niagara Falls, Ontario, Canada

4/09/11... He made his Knighthawks debut, 1/29/11... Spent six seasons with the Edmonton Rush (2006-11)... Was named the Rush's Top Defenseman in 2008... Joined Edmonton for its inaugural season in 2006... Was selected first overall by the Edmonton Rush in the dispersal draft of Anaheim players... Broke into the league with Anaheim in 2005 after being selected second overall in the dispersal draft by Anaheim... Played his college lacrosse at the University of Hartford... Won the 2005 Mann Cup with the Victoria Shamrocks... Played for the St. Catharines Athletics in the OLA Junior "A" Lacrosse League from 1999 to 2003... In 2003, he won the Dean McLeod Award as the playoff MVP as the Athletics won the Minto Cup... He was also awarded the John McCauley Award for Best Defensive Player two years in a row (2002-03)... During his five-year tenure with the Athletics, he helped lead the team to three straight league championships and two Minto Cups (2001 and 2003)... Played for the Six Nations Chiefs in Major Series Lacrosse in 2011.

TRANSACTIONS

He re-signed and agreed a one-year deal with the Knighthawks on November 14, 2013... Acquired in a trade with the Edmonton Rush on January 27, 2011 for Scott Evans... Was originally selected second overall in the 2004 NLL Entry Draft by the Vancouver Ravens.

CAREER

He is in his 10th season in the NLL and fourth with the Knighthawks in 2013... Won back-to-back Champion's Cups (2012-13)... Won his first Champion's Cup in 2012, defeating his former team, the Edmonton Rush... Played in his 100th pro game on

PERSONAL

Married, wife: Katie... Son, Owen... Is a student at Mohawk College studying energy system engineering.

Season	Team	League	Regular Season						Playoffs					
			GP	G	A	PTS	PIM	LB	GP	G	A	PTS	PIM	LB
2005	Anaheim	NLL	15	1	3	4	12	32	--	--	--	--	--	--
2006	Edmonton	NLL	14	1	3	4	8	49	--	--	--	--	--	--
2007	Edmonton	NLL	16	3	4	7	12	53	--	--	--	--	--	--
2008	Edmonton	NLL	12	1	1	2	2	29	--	--	--	--	--	--
2009	Edmonton	NLL	15	2	1	3	0	26	--	--	--	--	--	--
2010	Edmonton	NLL	16	1	3	4	0	52	2	0	0	0	0	4
2011	Edmonton	NLL	3	0	0	0	4	4	--	--	--	--	--	--
2011	Rochester	NLL	12	0	2	2	2	25	1	0	0	0	0	1
2012	Rochester	NLL	15	0	3	3	9	24	3	0	0	0	0	9
2013	Rochester	NLL	13	0	0	0	6	18	0	0	0	0	0	0
KNIGHTHAWKS TOTALS			40	0	5	5	17	67	4	0	0	0	0	10
PRO TOTALS			131	9	20	29	51	312	6	0	0	0	0	14





ANGUS GOODLEAF
GOALIE

55

Height: 6-1 **Weight:** 299 lbs.
Shoots: Left **Date of Birth:** Mar. 6, 1987
Born: Kahnawake (Mohawk Nation)

TRANSACTIONS

Re-signed and agreed to a two-year deal with the Knighthawks on October 29, 2013... Originally drafted in 2007 by the Minnesota Swarm in the fourth round (51st overall).

CAREER

In his fifth season in the NLL and second with Rochester after playing three years with the Buffalo Bandits... Won his first Champion's Cup in 2013... Finished the season with a 0.00 goals-against average and a 1.000 save percentage with seven saves in 4:28 minutes in 2013... Made six saves in his Knighthawks' debut on 2/9/13... He has a career 10.86 goals-against average and .767 save percentage... In 2012, he notched a 13.37 goals-against average and a .708 save percentage... On 2/12/12, made 15 saves on 18

shots in just over 20 relief minutes with a season-high .833 save percentage... Started three games in 2011... Allowed seven goals in loss to Toronto on 1/29/11... Made career-high 46 saves in overtime loss to Washington on 4/2/2011, posting a .852 save percentage... Stopped 22 of 28 shots in relief of Mike Thompson in second round of play-offs on 5/7/11... Made his pro debut with Buffalo on 1/22/10 against Washington... Made 17 saves in 34:25 while allowing six goals... Earned first win against Philadelphia on 2/13/10... Was named Defensive Player of the Week for his effort as he stopped 37 of the 43 shots he faced, allowing only six goals over the game's final 53 minutes, as the visiting Bandits came from behind to win the contest 13-11 in Philadelphia... Made his first playoff appearance in 2010, allowing no goals in approximately five minutes of playing time against Toronto on 5/1/2010... In 2013, he was 8-1 with a 7.89 goals-against average for the Senior "B" Six Nations Rivermen... Member of 2010 Mann Cup Champion Peterborough Lakers... Spent three seasons with the Lakers (2010-12)... In 2009, he appeared in 12 games for St. Regis Indians (Major Series Lacrosse) and was 5-2... He played in 472:45 minutes and recorded a GAA of 11.04... At the Junior "A" level, he was a member of the Six Nations Arrows in 2008 and led the team to a berth in the Ontario Finals... The previous season, he guided Burnaby to an appearance in the Minto Cup... Played for the Iroquois Nationals at the 2011 World Indoor Lacrosse Championships... Played for the Iroquois in the Bowhunter Cup from 2011-12.

Season	Team	League	Regular Season						Playoffs				
			GP	W	L	GAA	SV%	SVS	GP	W	L	GAA	SV%
2010	Buffalo	NLL	13	1	3	10.75	.785	124	1	0	0	0.00	1.000
2011	Buffalo	NLL	16	0	3	10.19	.767	115	2	0	1	8.41	.786
2012	Buffalo	NLL	6	0	2	13.37	.708	34	--	--	--	--	--
2013	Rochester	NLL	15	0	0	0.00	1.000	7	0	0	0	0.00	.000
KNIGHTHAWKS TOTALS			15	0	0	0.00	1.000	7	0	0	0	0.00	.000
PRO TOTALS			50	1	8	10.75	.771	280	3	0	1	7.54	.812



WENSTER GREEN
DEFENSE

94

Height: 5-11 **Weight:** 221 lbs.
Shoots: Left **Date of Birth:** Nov. 16, 1993
Born: Six Nations

TRANSACTIONS

Signed a one-year deal with the Knighthawks on November 21, 2013... Originally drafted with the 40th overall pick in the 2012 NLL Entry Draft.

CAREER

Participated in Buffalo's Training Camp after being selected by the Bandits at 18-years-old in the 2012 NLL Entry Draft... Won the Creator's Cup as CLAX Champions with the Iroquois Ironmen in 2013... Played parts of four seasons with the Junior "A" Six Nations Arrows (2010-2013)... Scored 14 goals and 20 assists in 53 regular season games with the Arrows and 18 points in 35 playoff games... Played for the Iroquois Nationals in the 2013 Bowhunter Cup and in their international exhibition against Team Canada at the Bell Centre in Montreal... Played for the Team Iroquois U-19 team in the 2012 FIL World Lacrosse Championships and won bronze.

PERSONAL

His cousin, Johnny Powless, plays for the Knighthawks.

Season	Team	League	Regular Season						Playoffs					
			GP	G	A	PTS	PIM	LB	GP	G	A	PTS	PIM	LB
2010	Six Nations	OLA Jr A	--	--	--	--	--	--	1	0	0	0	2	--
2011	Six Nations	OLA Jr A	20	4	6	10	21	--	8	0	1	1	4	--
2012	Six Nations	OLA Jr A	20	8	11	19	20	--	10	3	8	11	4	--
2013	Six Nations	OLA Jr A	13	2	3	5	30	--	16	0	4	4	26	--
JUNIOR "A" TOTALS			53	14	20	34	71	--	35	3	13	16	36	--



CODY JAMIESON
FORWARD

88

Height: 5-9 **Weight:** 218 lbs.
Shoots: Left **Date of Birth:** July 17, 1987
Born: Six Nations

TRANSACTIONS

Signed the longest contract in NLL history, inking a 10-year deal with the Knighthawks on December 23, 2010... Rochester Knighthawks' first-round selection (first overall) in the 2010 NLL Entry Draft.

CAREER

He enters his fourth season in the NLL and fourth with the Knighthawks... Won back-to-back Champion's Cups (2012-13)... The second player in NLL history to win back-to-back Championship Game MVP Awards, joining John Tavares (1992-93)... Has scored at least two points in every game he has played in the NLL, including playoffs... In 2013, he had a career-high 61 assists, which was the second most in team single-season history... Fourth in the NLL in assists and sixth with a career-high 89 points... 10th place on the Knighthawks' all-time goals-scoring (92) and points list (227)... Tied his career high with nine points (3+6) on 4/13/13... Notched his 200th career point on 4/6/13... Recorded his 100th career assist on 2/23/13... Named the NLL Offensive Player of the Week after notching five goals and 11 assists in two games (2/8-2/9/13)... He set a single-game best with seven assists and tied his career-best with nine points on 2/8/13... Notched his 150th professional point on 1/26/13... Was an alternate captain for the first time in his career on 1/19/13... Named the 2012 Championship Game MVP after notching four goals and four assists in the title game... Was second in playoff points (17), tied for second in goals (8) and tied for fourth in assists (9)... Second Team All-Pro... Named Knighthawks' MVP... Had a career-high five goals on 3/31/12... Notched his 100th career point on 3/03/12... Named a starter for the East Division All-Star team and had six points (2+4)... Named to the NLL All-Rookie Team... Won Rookie of the Month for April after recording 10 goals and 12 assists in five games... Captured the NLL Rookie points title... Led the Knighthawks with 28 goals in 2011... Named the Knighthawks' Rookie of the Year... Has played for the Hamilton Nationals of Major League Lacrosse from 2010-13... Played his college lacrosse at Syracuse University (2009-10)... Scored the OT game-winning goal in the 2009 National Championship game... Played for Onondaga Community College (OCC) from 2006 to 2007... Led the Lazars to back-to-back junior college national championships and a combined record of 33-0 in his two seasons (18-0 in 2006 and 15-0 in 2007)... From 2010-13, he played for the Iroquois Nationals in the Bowhunter Cup, winning it in 2011, 2012 and 2013... Won a silver medal with the Iroquois team at the 2011 FIL World Indoor Lacrosse Championships... Named the Transition Player of the tournament and All-World... From 2010-13, he won four straight Nations Cups with the Ohsweken Aces... Member of the Iroquois Nationals that was scheduled to play at the 2010 FIL World Lacrosse Championship... Plays for the Six Nations Chiefs in the Ontario Lacrosse Association Major Series... Won the Mann Cup in 2013 over the Victoria Shamrocks in six games, the first Mann Cup for the Chiefs in 17 years... Won Mike Kelly Trophy as Mann Cup MVP... Led all Mann Cup scorers with

29 points (12+17) in six games... In 2013, he received the first Johnny "Shooter" Davis Award as MSL Playoff MVP... In 2009, he was named the winner of the Jim Murphy Award as the league's MVP, the Gene Dopp Award as outstanding rookie and the Buck McDonald Award as the league's top scorer with 48 goals and 48 assists for 96 points... It was the first time in MSL history anyone has won all three awards in the same season... In his junior career, he scored 199 goals and assisted on 196 in 103 regular season games... Inaugural winner of the NLL Insider Junior Player of the Year Award in 2008... Was a First Team All-Star in 2007 and 2008... In 2008, he was the winner of the Bobby Allen Award as the top scorer in Junior "A" lacrosse... He led the league with 101 points and 59 goals in 21 games... Voted the MVP of the Minto Cup after leading the Six Nations Arrows to the 2007 title... Winner of the Tom Longboat Award as the Canadian Aboriginal Athlete of the Year... Played for four straight Ontario championship teams with Six Nations (2004-2007).

PERSONAL

Has a son, Comyn Ryan, with his girlfriend Michelle... In 2011, he was named the Innovation Captain of Team 22 Lacrosse, which is the official Licensee of Under Armour® Lacrosse... Majored in communications and rhetorical studies at Syracuse... Attended Hagersville Secondary in Ontario... Lacrosse team captain and helped the squad to the Southern Ontario Secondary School Championship.



Season	Team	League	Regular Season						Playoffs					
			GP	G	A	PTS	PIM	LB	GP	G	A	PTS	PIM	LB
2011	Rochester	NLL	16	28	25	53	30	45	1	0	3	3	0	1
2012	Rochester	NLL	15	36	49	85	15	56	3	8	9	17	0	7
2013	Rochester	NLL	16	28	61	89	25	56	3	5	9	14	0	13
KNIGHTHAWKS TOTALS			47	92	135	227	70	157	7	13	21	34	0	21
PRO TOTALS			47	92	135	227	70	157	7	13	21	34	0	21



STEPHEN KEOGH
FORWARD

28

Height: 5-10 **Weight:** 195 lbs.
Shoots: Right **Date of Birth:** Feb. 16, 1987
Born: Toronto, Ontario, Canada

TRANSACTIONS

Rochester Knighthawks' first-round selection (second overall) in the 2011 NLL Entry Draft... Signed a three-year contract on November 17, 2011.

CAREER

He is in his third season in the NLL and third with the Knighthawks... Won back-to-back Champion's Cups (2012-13)... In 2012, he was named to the NLL All-Rookie Team... He recorded three points (2+1) in his playoff debut on 5/04/12... Named one of the winners of the team's Community Service Award in 2012... Finished third on the team with 58 points and third among rookie point producers... Scored a career-high four goals and tied his career-high with six points on 4/28/12... Recorded his second straight three-goal, six-point effort on 4/14/12... Scored his first pro hat trick and tied his career-high with six points on 4/06/12... In his pro debut, he scored two goals and added four assists and seven loose balls on 1/14/12... Played for the Hamilton Nationals of Major League Lacrosse from 2011-13... In 2012, he led the Nationals with 26 goals, which was tied for seventh in the MLL... Third on the team with 32 points... Hamilton Nationals' fifth-round selection (25th overall) in the 2011 MLL Collegiate Draft... Won two national championships at Syracuse (2008 and 2009)... Received Second Team All-American honors in 2011 after earning honorable mention status the past two years...

The 2011 BIG EAST Attack Player of the Year led the Orange in goals (33) and tied for the team lead in points (41)... He finished his career ninth in Syracuse history with 133 goals... Named to the 2011 Inside Lacrosse Preseason All-American Second Team... In 2010, he was a USILA Honorable Mention All-American and an All-BIG EAST Second Team selection... Tied for first in the BIG EAST in goals per game (2.07)... Led the team with 31 goals... Tied for the team lead with five hat tricks... Paced the Orange with six man-up goals... Tied for the BIG EAST lead with three game-winning goals, including the clincher with 43 seconds left in overtime at Hobart... In 2009, he was named an USILA Honorable Mention All-American... Led the Orange and tied for seventh on the team's single-season record list with 49 goals... Led the nation with 12 man-up goals... Ranked fourth nationally in goals per game (2.72)... Scored at least one goal in every game... Second on the team in scoring with 55 points (49+6)... In 2008, he led all SU freshmen in points (22) and goals (20)... Team leader with nine man-up goals... Played for the Six Nations Chiefs of Major Series Lacrosse in 2011, 2012 and 2013... Won the Mann Cup with the Chiefs in 2013... Scored a hat trick in Game 5 of the Mann Cup... Led the Orangeville Northmen to the Junior "A" Minto Cup Championship in 2008... Scored 10 goals in four games to claim tournament MVP honors... In 2007, he was named a Second Team OLA Junior "A" All-Star... Ontario Lacrosse Association Junior "A" Rookie of the Year in 2004.

PERSONAL

During the 2012 season, he worked in the Knighthawks front office in the sales department... Majored in child and family studies at Syracuse.



Season	Team	League	Regular Season						Playoffs					
			GP	G	A	PTS	PIM	LB	GP	G	A	PTS	PIM	LB
2012	Rochester	NLL	16	26	32	58	14	43	3	4	4	8	0	11
2013	Rochester	NLL	12	13	11	24	14	25	2	1	4	5	0	5
KNIGHTHAWKS TOTALS			28	39	43	82	28	68	5	5	8	13	0	16
PRO TOTALS			28	39	43	82	28	68	5	5	8	13	0	16



MIKE KIRK
DEFENSE

26

Height: 6-2 **Weight:** 220 lbs.
Shoots: Right **Date of Birth:** July 29, 1982
Born: Orangeville, Ontario, Canada

TRANSACTIONS

He re-signed and agreed to a four-year deal on December 3, 2013... He was acquired with the fifth overall selection in the NLL Dispersal Draft of Boston players on September 9, 2011... Selected in the third round (27th overall) of the 2006 NLL Entry Draft by the Chicago Shamrox.

CAREER

He is in his eighth season in the NLL and third with the Knighthawks... Won back-to-back Champion's Cups (2012-13)... Spent third season as the Knighthawks' alternate captain in 2013... Collected a career-high 72 loose balls... Recorded two assists and 12 loose balls on 4/6/13... Played in his 100th career game on 2/2/13... Played in 105

consecutive regular season games; streak ended on 3/16/13... Won his first NLL Championship in 2012... Netted his first career playoff goal on 5/12/12... Scored one goal and added one assist in his All-Star debut in 2012... Named an East Division All-Star Reserve... Made his Knighthawks' debut on 1/14/12... Played two seasons in Boston (2010-11)... Was team captain for the Dickinson College Red Devils in 2006, and led them to a record of 11-4... Kirk, a four-year starter, received All-Centennial Conference honors as a junior and led Dickinson to three Centennial Conference playoff appearances... Has played nine straight seasons for the Major Series Lacrosse's Brampton Excelsiors (2005-13)... In 2011, he won his third Mann Cup with the Brampton Excelsiors... Won back-to-back Mann Cups with the Excelsiors from 2008-09... Played in the Minto Cup in 2003 with the Orangeville Northmen.

PERSONAL

Married: wife, Erna... Son, Bennett... Works as a restaurant manager at a Dairy Queen... Was an international business and management major at Dickinson College... Brother Evan plays goalie for the Philadelphia Wings.

Season	Team	League	Regular Season						Playoffs					
			GP	G	A	PTS	PIM	LB	GP	G	A	PTS	PIM	LB
2007	Chicago	NLL	16	5	8	13	34	68	--	--	--	--	--	--
2008	Chicago	NLL	16	5	5	10	40	44	--	--	--	--	--	--
2009	San Jose	NLL	16	2	11	13	28	62	2	0	0	0	2	4
2010	Boston	NLL	16	1	7	8	29	70	1	0	0	0	0	6
2011	Boston	NLL	16	0	5	5	13	37	1	0	0	0	0	0
2012	Rochester	NLL	16	0	3	3	42	51	3	1	2	3	2	16
2013	Rochester	NLL	15	0	6	6	12	72	3	0	0	0	2	15
KNIGHTHAWKS TOTALS			31	0	9	9	54	123	6	1	2	3	4	31
PRO TOTALS			111	13	45	61	198	404	10	1	2	3	6	41





IAN LLORD
DEFENSE

29

Height: 6-2 **Weight:** 200 lbs.
Shoots: Left **Date of Birth:** June 9, 1985
Born: St. Catharines, Ontario, Canada

TRANSACTIONS

Re-signed and agreed a two-year deal with the Knighthawks on November 18, 2013... Originally drafted by the Philadelphia Wings in the first round (fifth overall) of 2006 NLL Entry Draft.

CAREER

He is in his eighth season in the NLL and second with the Knighthawks... Won a hat trick of championships in 2013, including winning a Champion's Cup... Notched his first point/assist as a Knighthawk on 2/8/13... Gathered 42 loose balls and 34 penalty minutes in his first season in Rochester... Played in 65 games with Buffalo from 2008

to 2012... Played in 14 games in 2012, forcing six turnovers and collecting 36 loose balls... Career-high 53 penalty minutes in 2010, tied for team lead... Career season in 2008, his first in Buffalo, with a career-best five goals, 12 assists and 71 loose balls, also recorded single-game highs with four assists and 11 loose balls on 3/1/08 vs. Philadelphia... Won the Champion's Cup in 2008 in Buffalo... Spent his rookie season with Philadelphia... Made debut on 1/6/2007 with an assist and four loose balls in loss to Edmonton... In 2013, he won the Presidents' Cup with the Senior "B" St. Catharines Saints, and captured the Mann Cup with the Six Nations Chiefs... Won a Mann Cup with the Brampton Excelsiors in 2008... Member of the 2003 Minto Cup Champion St. Catharines Athletics... Played with Junior "A" St. Catharines from 2002-06... In 2002 with Junior "B" St. Catharines Spartans, earned 112 penalty minutes in 16 regular season games and 67 more in 11 playoff games.

PERSONAL

Married, wife: Brooke... Son, Hudson and daughter, Delilah June... Works for the City of St. Catharines... Brother, Dylan, was also a member of the Presidents' Cup winning St. Catharines Saints.

Season	Team	League	Regular Season						Playoffs					
			GP	G	A	PTS	PIM	LB	GP	G	A	PTS	PIM	LB
2007	Philadelphia	NLL	11	2	6	8	18	49	--	--	--	--	--	--
2008	Buffalo	NLL	15	5	12	17	26	71	3	0	1	1	23	10
2009	Buffalo	NLL	14	1	6	7	23	50	2	0	0	0	11	8
2010	Buffalo	NLL	12	1	7	8	53	44	1	0	0	0	0	1
2011	Buffalo	NLL	10	0	1	1	4	32	2	0	0	0	6	6
2012	Buffalo	NLL	14	1	4	5	12	36	1	0	1	1	0	2
2013	Rochester	NLL	14	1	2	3	34	42	3	0	0	0	0	4
KNIGHTHAWKS TOTALS			14	1	2	3	34	42	3	0	0	0	0	4
PRO TOTALS			90	11	38	49	170	324	12	0	2	2	40	31



JOEL MCCREEDY
FORWARD

10

Height: 5-11 **Weight:** 218 lbs.
Shoots: Right **Date of Birth:** Mar. 11, 1988
Born: St. Catharines, Ontario, Canada

TRANSACTIONS

He re-signed and agreed to a one-year deal with the Knighthawks on October 28, 2013... Drafted by the Knighthawks in the second-round (18th overall) of the 2008 NLL Entry Draft.

CAREER

He is in his fifth season in the NLL and fifth with the Knighthawks... Won his first Champion's Cup in 2013... In 2013, he recorded career highs in games (15), goals (seven) and assists (eight)... In 2011, he notched a career-high 43 penalty minutes and 65 loose

balls... In 2010, he was named the team's Most Improved Player... He played in 11 games and recorded four points (2+2) and 33 loose balls... Scored his first pro goal on 1/30/10... For the past four summers, he has played for the Langley Thunder of Western Lacrosse Association (2010-13)... He had a breakout season in 2012, finishing fifth on the team in points with 33 (13+20) in 17 games... Advanced to the Mann Cup Finals in consecutive seasons (2011-12)... Played Junior "A" lacrosse for the St. Catharines Athletics of the Ontario Lacrosse Association from 2005 to 2009... Played four games of Division I lacrosse at Cornell in 2007... He was the captain of the Niagara U-19 field lacrosse team and was a member of the Team Ontario U-19 team that won the Brogden Cup in 2005... Led his team to an All-Ontario championship in 2005 and regional championships in 2005 and 2006.

PERSONAL

Works as a firefighter in Burnaby... Studied firefighting at Texas A&M... While at Cornell, he was enrolled in the College of Agriculture and Life Sciences... His uncle, Pat, also played for the Knighthawks... His brother, Jake, won Senior "B" Presidents' Cup in 2013.

Season	Team	League	Regular Season						Playoffs					
			GP	G	A	PTS	PIM	LB	GP	G	A	PTS	PIM	LB
2009	Rochester	NLL	1	0	0	0	0	0	--	--	--	--	--	--
2010	Rochester	NLL	10	2	2	4	11	33	--	--	--	--	--	--
2011	Rochester	NLL	12	0	2	2	43	65	--	--	--	--	--	--
2013	Rochester	NLL	15	7	8	15	19	46	2	0	0	0	0	4
KNIGHTHAWKS TOTALS			38	9	12	21	73	144	2	0	0	0	0	4
PRO TOTALS			38	9	12	21	73	144	2	0	0	0	0	4



CODY McLEOD
DEFENSE

45

Height: 6-0 **Weight:** 199 lbs.
Shoots: Left **Date of Birth:** Aug. 12, 1991
Born: Orangeville, Ontario, Canada

CAREER

He is in his second season in the NLL and second with the Knighthawks... Won the Champion's Cup in his first season of pro lacrosse... In 2013, he played 10 games as a member of the Kitchener-Waterloo Kodiaks of Major Series Lacrosse... Played four seasons with the Junior "A" Orangeville Northmen... Won the Minto Cup with the Northmen in 2012... In the Ontario Lacrosse Association playoffs and Minto Cup tournament, McLeod and the Northman limited their opponents to fewer than six points per game... From 2009-12, he played in 94 total games with the Northmen and recorded 8 goals and 29 assists... Spent 2008-09 with Junior "B" Orangeville.

TRANSACTIONS

Re-signed and agreed to a one-year deal on November 8, 2013... Selected by the Rochester Knighthawks in the sixth round (56th overall) of the 2012 NLL Entry Draft... Signed a one-year deal on October 22, 2012.

Season	Team	League	Regular Season						Playoffs						
			GP	G	A	PTS	PIM	LB	GP	G	A	PTS	PIM	LB	
2013	Rochester	NLL	0	0	0	0	0	0	0	0	0	0	0	0	0
KNIGHTHAWKS TOTALS			0	0	0	0	0	0	0	0	0	0	0	0	0
PRO TOTALS			0	0	0	0	0	0	0	0	0	0	0	0	0



CRAIG POINT
FORWARD

9

Height: 5-11 **Weight:** 243 lbs.
Shoots: Right **Date of Birth:** Jan. 19, 1986
Born: Six Nations

assists (34) and points (61) in his first NLL season with the Swarm... Ranked first on team with 10 power-play goals and 19 power-play assists and finished third in goals and scoring... Played in all 16 games and collected eight PIM and 74 loose balls... Named the NLL Rookie of the Year and a member of the NLL's All-Rookie Team... Was named Rookie of the Week four times... Acquired by Minnesota along with Darren Halls in exchange for Brock Boyle, Minnesota's first-round picks in the 2007 NLL Entry Draft (eighth and 11th) and a third-round pick in the 2008 NLL Entry Draft... Plays for the Six Nations Chiefs in Major Series Lacrosse (2008-13)... Won Mann Cup with Chiefs in 2013 over the Victoria Shamrocks... Finished second on the team with a MSL regular season career-high 71 points... Played for the Hamilton Nationals in 2011... Played for the Toronto Nationals of Major League Lacrosse in 2009 and 2010... In 2010, 2012 and 2013, he won the Nations Cup with the Ohsweken Aces... Member of the Iroquois Nationals that was scheduled to play at the 2010 FIL World Lacrosse Championships... Was a member of the 2007 Minto Cup winning Six Nations Arrows of the Junior "A" Ontario Lacrosse Association... Recorded 188 points (139+105) in 81 games in four seasons with Six Nations (2004-07) and won four straight Ontario Championships... Played for the Six Nations team that went undefeated in the Canadian field lacrosse national championships, defeating BC representative Ladner in the final, 11-6, to win the 2009 Ross Cup... Led the Iroquois Nationals in scoring at the 2007 World Indoor Lacrosse Championships en route to a silver medal... Guided Onondaga Community College to a perfect 18-0 record and a National Championship in 2006 in his only collegiate season... Won the 2012 and 2013 Bowhunter Cups with the Iroquois Nationals.

TRANSACTIONS

He re-signed and agreed to a seven-year deal with the Knighthawks on November 4, 2013... On February 19, 2009, was acquired by Rochester, along with forward Dean Hill, from the Minnesota Swarm for forward Aaron Wilson and a conditional draft pick... Selected by Boston in the first round (third overall) of the 2007 NLL Entry Draft.

CAREER

He is in seventh season in the NLL and sixth with the Knighthawks... Has won back-to-back Champion's Cups (2012-13)... Tied his career-high with four goals in the East Division Finals on 5/4/13 and on 4/22/13... Recorded his 150th point as a Knighthawk on 2/16/13... Played in his 50th game as a Knighthawk on 1/19/13... Won his first Champion's Cup in 2012... He averaged over three points per game in the playoffs and the regular season... Tied his career best with five points in first round of the playoffs on 5/04/12... Was on the Injured Reserve List from 1/18/12 to 2/12/12... In 2011, he was fourth on the team with 47 points and third with 27 assists... He had a career season in 2010, scoring a career-best 31 goals to finish second on the team... He also collected a personal-best 95 loose balls... Point also showed his versatility by winning a team-high 107 faceoffs... In 2008, he set the Minnesota rookie records for goals (27),

PERSONAL

Girlfriend, Hayli Sault... Kids: Keelan and Tyler... Works as an ironworker... He was a member of the Six Nations Olympic Team that participated in the 2010 Vancouver Olympic Torch Relay.

Season	Team	League	Regular Season						Playoffs					
			GP	G	A	PTS	PIM	LB	GP	G	A	PTS	PIM	LB
2008	Minnesota	NLL	16	27	34	61	8	74	1	1	1	2	0	4
2009	Minnesota	NLL	4	2	6	8	2	13	--	--	--	--	--	--
2009	Rochester	NLL	10	17	11	28	12	47	1	2	3	5	2	5
2010	Rochester	NLL	16	31	15	46	38	95	--	--	--	--	--	--
2011	Rochester	NLL	15	20	27	47	0	67	1	0	0	0	0	0
2012	Rochester	NLL	7	10	14	24	2	22	3	4	6	10	0	7
2013	Rochester	NLL	10	9	11	20	7	18	3	6	2	8	0	5
KNIGHTHAWKS TOTALS			58	87	78	165	59	249	8	12	11	23	2	17
PRO TOTALS			78	116	128	234	69	336	9	13	12	25	2	21



JOHNNY POWLESS
FORWARD

93

Height: 5-11 **Weight:** 208 lbs.
Shoots: Left **Date of Birth:** Mar. 15, 1993
Born: Six Nations

TRANSACTIONS

He signed a three-year deal with the Knighthawks on November 11, 2011... He was the Rochester Knighthawks' first-round selection (fifth overall) in the 2011 National Lacrosse League Entry Draft... The pick was acquired from Calgary in a draft day trade that sent Shawn Evans and a first rounder in the 2012 Entry Draft to the Roughnecks.

CAREER

He is in his third season in the NLL and third with the Knighthawks... Won back-to-back Champion's Cups (2012-13)... In 2013, he was fourth on the team in goals (22) and points (41)... Fourth on the team in playoff points... Notched his first hat trick of the season on 3/2/13... In 2012, he was named to the NLL All-Rookie Team... Won his first Champion's Cup... Recorded two points (1+1) in his playoff debut on 5/04/12... 2012 NLL Sportsmanship Award winner... Named the Knighthawks' Rookie of the Year... Finished fourth on the team with 50 points... On 4/14/12, Powless notched his second straight seven-point night (3+4) en route to Rookie of the Week honors... On 4/6/12, Powless notched his third career hat trick and set career highs in assists (four) and points

(seven)... Was named the NLL Rookie of the Week... Scored a goal in his All-Star debut... Named an East Division All-Star Reserve... Scored two goals and added two assists on 2/4/12 en route to NLL Rookie of the Week honors... His first goal on 1/27/12 was SportsCenter's No. 7 play... In his pro debut, he scored three goals and added two assists on 1/14/12... In 2013, he was second in Junior "A" lacrosse in points (104)... Was named a First Team All-Star, and the winner of the Jim Veltman Award as the Most Outstanding Player and the Dean McIntosh Award as the Junior "A" MVP... In 2012, he was ninth in Junior "A" lacrosse with 77 points in just 14 games; was tied for seventh in playoff points... Named a First Team All-Star... Won the 2012 and 2013 Bowhunter Cups with the Iroquois Nationals... Won the 2013 Mann Cup with the Six Nations Chiefs, scoring five goals and five assists in the series... From 2010-11, Powless had an incredible two-year run in junior lacrosse, amassing 111 goals and 69 assists for 180 points in just 43 games... In 2011, he won the Gaylord Powless Award as the Junior "A" Most Sportsmanlike Player... He was also named a Second Team All-Star as he finished fourth in Junior "A" scoring... Powless recorded 65 goals and was fourth with 102 points... He was tied for fourth in playoff goals (22) and was fifth in points (45)... The forward won the Joe Nieuwendyk Award as the 2010 Junior "A" Rookie of the Year after recording 78 points as a 17-year-old... Played for the Iroquois Nationals at the 2012 U-19 World Lacrosse Championships... In 2009, he played in 13 games with the Six Nations Jr. "B" Rebels, scoring three times while adding eight helpers as he split his time with the Six Nations Midgets and the Rebels... In 2009, he led the Team Iroquois Midget National Team to a gold medal, while winning tournament MVP honors.

Season	Team	League	Regular Season						Playoffs					
			GP	G	A	PTS	PIM	LB	GP	G	A	PTS	PIM	LB
2012	Rochester	NLL	16	26	24	50	10	43	3	5	6	11	0	4
2013	Rochester	NLL	16	22	19	41	5	37	3	4	6	10	0	10
KNIGHTHAWKS TOTALS			32	48	43	91	15	80	6	9	12	21	0	14
PRO TOTALS			32	48	43	91	15	80	6	9	12	21	0	14





JIMMY PURVES
TRANSITION

98

Height: 5-11 **Weight:** 213 lbs.
Shoots: Left **Date of Birth:** Nov. 1, 1990
Born: Sarnia, Ontario, Canada

With Buffalo this season he had two goals, one assist and 25 loose balls in eight games... In 2012, he appeared in 12 games for the Bandits, registering seven points (4+3) and 41 loose balls... Notched his first career point/assist and collected five loose balls vs. Toronto (1/14/12)... Scored his first career goal at Philadelphia (2/12/12)... Scored second career goal at Rochester (3/10/12)... Recorded first career multi-point game with two points (1+1) and added three loose balls at Edmonton (4/14/12)... In the playoffs, he recovered three loose balls at Toronto (5/5/12)... In 2011, he made his NLL debut versus Minnesota on 2/4/11 and collected five loose balls and five penalty minutes... Played his hometown Sarnia Pacers of the Ontario Junior "B" Lacrosse League from 2006-2010... Tied for team lead in goals (24) and led team in assists (29), points (53) and penalty minutes (101)... Also played for the Six Nations Arrows of the Ontario Junior "A" Lacrosse League in 2010 and 2011... He won a Mann Cup with the Peterborough Lakers in 2012... Played for Senior "B" Sarnia in 2013, and was named the best two-way player in Senior "B" after scoring 20 goals and 20 assists in only nine games.

TRANSACTIONS

He re-signed and agreed to a two-year deal with the Knighthawks on November 8, 2013... Acquired on March 13, 2013 from the Buffalo Bandits for a second-round pick in the 2013 NLL Entry Draft... He was the Bandits' fifth-round selection (47th overall) in the 2010 National Lacrosse League Entry Draft.

CAREER

He is in his fourth season in the NLL and second with the Knighthawks... Won his first Champion's Cup in 2013... Scored the first playoff goal of his career on 5/4/13... His goal against Philadelphia on 4/6/13 was No. 6 on SportsCenter's Top 10 Plays... Scored his first goal as a Knighthawk on 4/6/13... Made his Knighthawks' debut on 3/16/13...

CAREER

Works at a land surveying company, Nesbit Robertson.

Season	Team	League	Regular Season						Playoffs					
			GP	G	A	PTS	PIM	LB	GP	G	A	PTS	PIM	LB
2011	Buffalo	NLL	1	0	0	0	5	5	--	--	--	--	--	--
2012	Buffalo	NLL	12	4	3	7	18	41	1	0	0	0	0	3
2013	Buffalo	NLL	8	2	1	3	26	25	--	--	--	--	--	--
	Rochester	NLL	5	1	0	1	4	15	3	1	0	1	0	9
KNIGHTHAWKS TOTALS			5	1	0	1	4	15	3	1	0	1	0	9
PRO TOTALS			26	7	4	11	53	86	4	1	0	1	0	12





BRAD SELF
TRANSITION

25

Height: 5-11 **Weight:** 185 lbs.
Shoots: Left **Date of Birth:** Feb. 27, 1981
Born: Peterborough, Ontario, Canada

TRANSACTIONS

He re-signed and agreed to a four-year deal with the Knighthawks on November 14, 2013... Acquired by the Knighthawks on October 27, 2010 in a four-player, four-draft pick deal with the Colorado Mammoth... Drafted in the second round, 18th overall, in the 2001 NLL Entry Draft by the Buffalo Bandits.

CAREER

He is in his eighth season in the NLL and third with the Knighthawks... Won back-to-back Champion's Cups (2012-13)... In 2013, he collected a career-high 96 loose balls and played in 16 games for only the second time in his career... Led the team with 25 loose balls in the postseason, and tied his season-high of 12 in the first round against Philadelphia... In 2013, he led all defenseman in points with 22 and was tied for the lead with nine goals... Netted his 50th career goal on 2/8/13... Won his first Champion's Cup in 2012... Had a six-game goal-scoring streak (2/4 to 3/12/12)... Had a seven-game assist

streak from 1/14 to 2/18/12... Made his Knighthawks' debut on 1/14/12... Returned to pro lacrosse after playing five seasons of pro hockey in Germany (2006-11)... Broke into the NLL with the Ottawa Rebel and registered a career-high 12 goals as part of a 26-point season... Was acquired by the Colorado Mammoth in the first round (eighth overall) of the 2003 NLL Dispersal Draft... Scored a career-best 24 assists and 29 points in 2004... Played one more season with the Mammoth before being acquired in a deal by the Philadelphia Wings... Played one year with the Wings (2006) before playing in Chicago in 2008... Has spent his entire junior and senior career in Peterborough, has played for the Major Series Lacrosse's Peterborough Lakers since 2002... Won a Mann Cup with Peterborough in 2004 and 2012... In 2012, named the Peterborough Lakers' Transition Player of the Year... In 2003, he was the co-winner of the Gene Dopp Memorial Trophy as the Top Rookie in the Major Series... In 2002, he won the Jim Veltman Award as the Most Outstanding Player in Junior "A"... That season, he also received the Jack Bionda Memorial Trophy as the top player in the Junior "A" All-Star Game and was the co-winner of the Bobby Allen Award given to the top scorer in Junior "A" lacrosse... Scored career-high 93 points (40+53) in 2001.

PERSONAL

Played four years of hockey at St. Mary's University (Halifax, Nova Scotia) and five years of professional hockey in Germany... His brother, Scott, plays for the Knighthawks... He was selected by Buffalo Sabres in the eighth round (235th overall) of the 1999 NHL Entry Draft.

Season	Team	League	Regular Season						Playoffs					
			GP	G	A	PTS	PIM	LB	GP	G	A	PTS	PIM	LB
2003	Ottawa	NLL	10	12	14	26	0	41	--	--	--	--	--	--
2004	Colorado	NLL	9	5	24	29	2	60	1	0	0	0	2	5
2005	Colorado	NLL	8	7	6	13	0	35	1	3	0	3	2	9
2006	Philadelphia	NLL	8	6	11	17	6	62	--	--	--	--	--	--
2008	Chicago	NLL	5	8	8	16	4	25	--	--	--	--	--	--
2012	Rochester	NLL	16	7	16	23	6	87	3	0	1	1	2	12
2013	Rochester	NLL	16	9	13	22	8	96	3	1	2	3	2	25
KNIGHTHAWKS TOTALS			32	16	29	45	14	183	6	1	3	4	4	37
PRO TOTALS			72	54	92	146	26	406	8	4	3	7	8	51





SCOTT SELF
DEFENSE

5

Height: 6-1 **Weight:** 200 lbs.
Shoots: Right **Date of Birth:** Aug. 7, 1979
Born: Peterborough, Ontario, Canada

TRANSACTIONS

Acquired by the Knighthawks from the Buffalo Bandits on March 13, 2013 in exchange for Alex "Kedoh" Hill... Originally drafted in the fourth round (28th overall) in the 1999 NLL Entry Draft by Buffalo.

CAREER

He is in his 14th season in the NLL and second with the Knighthawks... The defenseman is a three-time NLL All-Star (2006, 2008 and 2012)... Won his first Champion's Cup in 2013... During his career, he has made stops in Rochester, Minnesota, Ottawa, Arizona, New York, Chicago, Buffalo and Edmonton... Made his Knighthawks' debut on 3/16/13... Was acquired at the Trade Deadline from Buffalo on 3/13/13... Spent the past three


seasons with the Bandits (2011-13) before becoming a Knighthawk... In 2013 with the Bandits, he played 10 games and recorded four goals, two assists and 32 loose balls... In 2012 with Buffalo, he led team with 78 loose balls and led all Bandits defensemen in scoring with 17 points (6+11)... He also tied his career high with six goals... Recorded four points (1+3) and eight loose balls in the 2012 NLL All-Star Game... With Arizona, he tied or led team defensemen in scoring all four seasons (2004-07)... Played in two NLL Championship Games with Arizona (2005, 2007)... Won his fifth Mann Cup with the Peterborough Lakers in 2012 (2004, 2006, 2007, 2010)... Has also won the prestigious Merv McKenzie Memorial Trophy as the Top Defensive Player in the Ontario Lacrosse Major Series three times (2005-07)... On the international scene, he won a gold medal with Team Canada at the 2007 World Indoor Lacrosse Championships.

PERSONAL

His brother Brad is also a member of the Knighthawks... The 2013 season marked the third time the brothers have played together on the same NLL team... Played collegiate hockey at the University of Guelph.

Season	Team	League	Regular Season						Playoffs					
			GP	G	A	PTS	PIM	LB	GP	G	A	PTS	PIM	LB
2001	Buffalo	NLL	1	0	0	0	2	5	--	--	--	--	--	--
2002	New York	NLL	15	6	5	11	6	58	--	--	--	--	--	--
2003	Ottawa	NLL	16	4	9	13	15	90	--	--	--	--	--	--
2004	Arizona	NLL	16	3	12	15	19	71	--	--	--	--	--	--
2005	Arizona	NLL	13	4	15	19	16	64	3	0	3	3	4	12
2006	Arizona	NLL	16	1	17	18	8	86	2	1	1	2	0	9
2007	Arizona	NLL	16	3	14	17	21	91	3	2	3	5	6	11
2008	Chicago	NLL	16	4	11	15	13	100	--	--	--	--	--	--
2009	Edmonton	NLL	16	5	8	13	14	90	--	--	--	--	--	--
2010	Minnesota	NLL	16	1	11	12	12	76	1	0	0	0	0	5
2011	Buffalo	NLL	15	2	8	10	36	77	2	0	0	0	0	9
2012	Buffalo	NLL	16	6	11	17	8	78	1	1	1	2	0	7
2013	Buffalo	NLL	10	4	2	6	4	32	--	--	--	--	--	--
2013	Rochester	NLL	7	0	1	1	2	22	3	0	0	0	4	12
KNIGHTHAWKS TOTALS			7	0	1	1	2	22	3	0	0	0	4	12
PRO TOTALS			189	43	124	167	176	940	15	4	8	12	14	65





SID SMITH
DEFENSE

79

Height: 6-0 **Weight:** 225 lbs.
Shoots: Left **Date of Birth:** July 24, 1986
Born: Six Nations

TRANSACTIONS

He re-signed and agreed to a seven-year deal with the Knighthawks on October 30, 2013... Rochester Knighthawks' first-round selection (first overall) in the 2009 NLL Entry Draft.

CAREER

He is in his fifth season in the NLL and fifth with the Knighthawks... Won back-to-back Champion's Cups (2012-13)... In 2013, he was named the Knighthawks' Best Defense-man for the third time in his career... Had a career-best 68 loose balls... Named the team captain in 2013... Earned one assist in each playoff game in 2013... Won his first Champion's Cup in 2012... Named a reserve for the 2011 NLL East Division All-Star team... Named the Knighthawks co-Defensive Player of the Year (2010 and 2011)... Won a silver medal with the Iroquois team at the 2011 FIL World Indoor Lacrosse Championships... Named the tournament's Top Defenseman and All-World... He plays for the Six Nations Chiefs in Major Series Lacrosse... Won the 2013 Mann Cup with Six Nations... In 2010, 2011 and 2012, he played for the Iroquois Nationals in the Bowhunter Cup, winning it in 2011 and 2012... From 2010-12, he won the Nations Cup with the Ohsweken Aces... Played for the Toronto Nationals of Major League Lacrosse in 2009 and won an MLL title; returned to play in the MLL with the Hamilton Nationals in 2013... Played two seasons at Syracuse University and won back-to-back NCAA titles... Named

an All-American both seasons... In 2009 was named to the Second Team and in 2008 was named an Honorable Mention All-American... Started all 36 games in his SU career... Named to the 2008 NCAA Championship All-Tournament Team... That season, he was also part of an Orange defense that posted a 7.62 team goals-against average, the lowest mark for an SU squad since 1970... In 2006, he played for Onondaga Community College... Led the Lazars to the 2006 NJCAA national championship and an 18-0 overall record... Lazars also captured the 2006 Region III and Mid-State Conference titles... 2006 NJCAA All-America First Team... Member of the Iroquois Nationals that was scheduled to play at the 2010 FIL World Lacrosse Championships... Competed for the Iroquois Nationals at the 2006 International Lacrosse Federation (ILF) World Lacrosse Championship... Captained the Six Nations Arrows to the 2007 Minto Cup title... Recipient of the 2007 John "Gus" McCauley Memorial Trophy as the Ontario Junior "A" League's Defender of the Year... Named a First Team All-Star and the recipient of the B.W. "Bill" Evans Trophy as the top graduating player in the OLA Junior series... Guided the Arrows to a 17-0-1 record and the 2007 Ontario Junior 'A' League championship... Winner of the Dean McLeod Award as the Ontario Junior "A" Playoff MVP... Won a silver medal with the Iroquois Nationals at the 2007 World Indoor Lacrosse Championships... Winner of the 2006 Jim Bishop Memorial Award as the tournament's Most Sportsmanlike Player... 2006 co-winner of the John "Gus" McCauley Memorial Trophy as the Ontario Junior "A" League's Defender of the Year... Played for four straight Ontario championship teams with Six Nations (2004-2007)... In 2006, he was named the winner of the Tom Longboat Award as the Canadian Aboriginal Male Athlete of the Year.

PERSONAL

He and his girlfriend, Leah Sault, have a daughter, Sylken Ellejay... Majored in social work at Syracuse... Just 19 days prior to his NLL debut, he was a member of the Six Nations Olympic Team that participated in the 2010 Vancouver Olympic Torch Relay.

Season	Team	League	Regular Season						Playoffs					
			GP	G	A	PTS	PIM	LB	GP	G	A	PTS	PIM	LB
2010	Rochester	NLL	16	0	1	1	15	62	--	--	--	--	--	--
2011	Rochester	NLL	11	0	3	3	17	39	1	0	0	0	2	2
2012	Rochester	NLL	15	0	1	1	8	45	3	0	0	0	4	9
2013	Rochester	NLL	16	0	3	3	14	68	3	0	3	3	0	15
KNIGHTHAWKS TOTALS			58	0	8	8	54	214	7	0	3	3	6	26
PRO TOTALS			58	0	8	8	54	214	7	0	3	3	6	26





JON SULLIVAN
DEFENSE

23

Height: 6-1 **Weight:** 197 lbs.
Shoots: Right **Date of Birth:** June 30, 1982
Born: St. Catharines, Ontario, Canada

with the Minnesota Swarm, Sullivan was traded to the Mammoth on 9/7/11, along with teammates Sean Pollock and Rory Smith... Had a career-high nine assists in 2011... He spent seven seasons with the Swarm and was a member of the inaugural Minnesota team in 2005... He was named the Swarm Defensive Player of the Year in 2010 and ranks second in Swarm history with 385 loose balls. . . Originally signed by Minnesota as a free agent on December 10, 2004... Won gold at the World Indoor Lacrosse Championships for Team Canada in May 2011. . . Spent five summers (2008-12) playing for the Six Nations Chiefs of Major Series Lacrosse. . . Won a Minto Cup with the St. Catharines Athletics in 2003. . . Sullivan also represented Canada at the 2010 FIL World Lacrosse Championships. . . The defenseman captured a silver medal with Team Canada... He added to his field lacrosse resume by playing two seasons in Major League Lacrosse with the Toronto Nationals. . . He played seven games in 2009 and 2010 for the Nats. . . In 2009, he was a member of the MLL Championship Team.

TRANSACTIONS

Acquired on March 12, 2013, along with a third-round pick in the 2014 NLL Entry Draft, from the Colorado Mammoth in exchange for Casey Powell. . . Originally drafted by the Knighthawks in the fifth round (47th overall) in the 2003 NLL Entry Draft.

CAREER


He is in his 10th season in the NLL and second with the Knighthawks. . . Won his first Champion's Cup in 2013. . . Made his Knighthawks debut on 3/30/13 after coming over in a trade with Colorado. . . In 2013, he played in 10 games for the Mammoth and recorded two assists and 31 loose balls... Sullivan was in his second season with the Mammoth, and second as one of Colorado's two assistant captains... After playing seven seasons

PERSONAL

Married, wife: Melissa. . . Son, Jack. . . Works as a firefighter in Brampton, Ontario. . . Attended Brock University.

Season	Team	League	Regular Season						Playoffs					
			GP	G	A	PTS	PIM	LB	GP	G	A	PTS	PIM	LB
2005	Minnesota	NLL	9	2	4	6	16	22	--	--	--	--	--	--
2006	Minnesota	NLL	16	2	5	7	16	61	1	0	0	0	0	4
2007	Minnesota	NLL	16	0	6	6	18	53	1	1	0	1	2	4
2008	Minnesota	NLL	16	3	6	9	20	65	1	0	0	0	7	5
2009	Minnesota	NLL	15	1	6	7	8	52	--	--	--	--	--	--
2010	Minnesota	NLL	16	3	3	6	14	72	1	0	0	0	0	8
2011	Minnesota	NLL	16	0	9	9	8	60	1	0	3	3	0	3
2012	Colorado	NLL	15	1	4	5	15	49	1	0	1	1	0	2
2013	Colorado	NLL	10	0	3	3	21	31	--	--	--	--	--	--
	Rochester	NLL	1	0	0	0	0	1	0	0	0	0	0	0
KNIGHTHAWKS TOTALS			1	0	0	0	0	1	0	0	0	0	0	0
PRO TOTALS			130	12	46	58	136	466	6	1	4	5	9	26





MIKEY THOMPSON
GOALTENDER

66

Height: 5-10 **Weight:** 260 lbs.
Shoots: Right **Date of Birth:** June 16, 1977
Born: Hogsburg, NY

9.92 GAA and an .809 save percentage... Save percentage ranked second in the league, just .001 behind Orlando's Matt Vinc... Allowed only 64 goals on 335 shots... Named NLL Defensive Player of the Week for Week 16 of the regular season... In 2008 Playoffs, he finished 2-0 with a 12.50 GAA and 85 saves... Made 39 saves in NLL Championship game to capture the Champion's Cup... In 2007, he earned his first career win against New York after making 51 saves on 65 shots (1/12)... In 2001, he played eight games for Ottawa... Two-time Mann Cup winner with the Peterborough Lakers (2010, 2012)... Winner of the Mike Kelly Award as the MVP of the Mann Cup in 2012... In 2013, he was voted a First Team All-Star in the Presidents' Cup Tournament... Played for the Iroquois Nationals in the 2013 exhibition game versus Team Canada in Montreal... Helped the Iroquois win the 2012 Bowhunter Cup against USA All-Stars... Won a silver medal with the Iroquois at the 2011 FIL World Indoor Lacrosse Championships.

TRANSACTIONS

Signed a one-year deal with the Knighthawks on December 9, 2013.

CAREER

He enters his ninth season in the NLL after spending the 2013 season with the Philadelphia Wings... On March 14, 2013, the Wings acquired Thompson from the Buffalo Bandits in exchange for the team's 2013 third-round draft pick... Played with Buffalo for six seasons before retiring following the 2012 season... Has a career goals-against average of 11.53 and a record of 31-13... In 16 games with the Bandits in 2012, Thompson recorded 333 saves and a .753 save percentage... In 2010, he appeared in 11 games and played 387 minutes... Posted a 5-1 record and established new career bests with a

PERSONAL

Married, wife: Danielle... The couple has two boys, Saka and Taka, and a girl, Stella.

Season	Team	League	Regular Season						Playoffs				
			GP	W	L	GAA	SV%	SVS	GP	W	L	GAA	SV%
2001	Ottawa	NLL	8	0	0	33.16	.562	27	--	--	--	--	--
2007	Buffalo	NLL	16	5	2	12.08	.759	324	2	1	0	10.54	.811
2008	Buffalo	NLL	14	5	0	11.81	.762	266	3	2	0	12.50	.773
2009	Buffalo	NLL	16	2	3	12.62	.759	208	2	0	0	3.85	.857
2010	Buffalo	NLL	11	5	1	9.92	.809	271	1	0	1	14.17	.690
2011	Buffalo	NLL	16	10	3	9.67	.785	450	2	1	0	12.44	.787
2012	Buffalo	NLL	16	4	4	12.44	.753	333	1	0	0	0.00	.000
2013	Philadelphia	NLL	0	0	0	0.00	.000	000	0	0	0	0.00	.000
PRO TOTALS			97	31	13	11.53	.768	1879	11	4	1	11.77	.780





MATT VINC
GOALIE

48

Height: 6-1 **Weight:** 212 lbs.
Shoots: Right **Date of Birth:** June 9, 1982
Born: Hamilton, Ontario, Canada

TRANSACTIONS

He re-signed and agreed to a five-year deal with the Knighthawks on October 30, 2013... Acquired by the Knighthawks on October 27, 2010 in a four-player, four-draft pick deal with the Colorado Mammoth... He was originally, a first-round selection (sixth overall) in the 2005 NLL Entry Draft by San Jose.

CAREER

In his ninth season in the NLL and fourth with the Knighthawks... Won back-to-back Champion's Cups (2012-13)... Named the 2013 NLL Goaltender of the Year Award, becoming the only netminder to win the award three times in his career... He won back-to-back Goaltender of the Year Awards in 2010 with Orlando and 2011 with Rochester... Honored as an NLL All-Pro for the fourth time in his career, third First-Team selection... Named the Knighthawks' MVP for the second time in three seasons... He led the NLL in saves and set a new single-season record (662)... He also led the NLL in goals-against average (10.17) and save percentage (.803)... First Knighthawks' goalie to record over 600 saves and earn an .800 save percentage in a season... Made his 4,000th career save on 4/14/13... Passed Steve Dietrich for second on the Knighthawks' all-time saves list on with 1,830 saves... Named NLL Defensive Player of the Week three times in 2013, including Week 5 when he made 42 saves on 48 shots in Rochester's 7-6 win vs. Washington on 2/2/13, which tied a NLL record for fewest goals in a win... Won his 50th career game on 2/8/13... Won his first Champion's Cup in 2012... Posted incredible numbers in the postseason, recording 134 saves in only three games, and a .807 save percentage... In the NLL Finals, he limited Edmonton to a record-tying low six goals (5/19/12)... Made 51 saves in a 17-13 win at Toronto in East Division Finals (5/12/12), Rochester's first postseason win on the road against Toronto... He was second in the NLL in saves, tied for third in wins (7) and fifth in goals-against average (12.21)... Made his 3,000th career save as part of a 50-save effort in a 15-12 win over Washington on 2/18/12... Led the NLL in saves for a third straight season, equaling Steve Dietrich's league record... Named the Knighthawks' MVP... In 2010, he earned NLL Goaltender of the Year honors... He became the first NLL goalie to post back-to-back 600-save seasons, recording 609 stops in 2009 and 2010... In 2009, he led the New York Titans into the NLL Finals... Arrived with the Titans organization in 2006 in a deal that sent Vinc, Ryan Boyle and Matt Alrich from San Jose to New York for the first overall pick in the 2006 Draft... In 2013, he played for the Victoria Shamrocks of the Western Lacrosse Association, making an appearance in the Mann Cup... Spent one season in Brampton (2012) and six with Six Nations (2005-



11) in MSL... In 2011 with Six Nations, Vinc, Mike Poulin and Jeff Powless won the Harry Lumley award for the MSL goaltenders allowing the least goals during the season... In his junior career, he played for the St. Catharines Athletics (1999-2003)... He won three Ontario Championships and two Minto Cup Championships (2001 and 2003)... Named the Minto Cup MVP in 2001 and OLA Jr. "A" MVP in 2003... B.W. "Bill" Evans Trophy as the top graduating player in the OLA Junior series in 2003... OLA Playoff MVP from 2000-02... Three-time winner of the Junior "A" Bob Melville Memorial Trophy for lowest team goals against (2001-03)... In the field game, he won gold in 2006 and silver in 2010 with Canada as a long-pole defenseman in the FIL World Lacrosse Championships... Won a gold medal with Team Canada at the 2011 FIL World Indoor Lacrosse Championships... Named Championship Game MVP, All-World team and the Top Goaltender... In 2006 he was a member of the Rochester Rattlers and in 2010 he played for the Toronto Nationals of Major League Lacrosse... In his college lacrosse days, he was a four-year starter at defense for Canisius... Team captain in 2004 and 2005... In 2004 and 2005, he earned Second Team All-MAAC honors... Was a three-time All-Academic selection.

PERSONAL

He works as a teacher in St. Catharines... He has a degree in secondary education from Canisius College.

Season	Team	League	Regular Season						Playoffs				
			GP	W	L	GAA	SV%	SVS	GP	W	L	GAA	SV%
2006	San Jose	NLL	4	0	0	16.97	.556	5	--	--	--	--	--
2007	New York	NLL	14	3	9	13.23	.727	419	--	--	--	--	--
2008	New York	NLL	16	9	5	11.35	.770	562	2	1	1	13.08	.693
2009	New York	NLL	16	9	6	11.33	.779	609	3	2	1	8.23	.815
2010	Orlando	NLL	16	10	5	9.51	.810	609	2	1	1	12.77	.739
2011	Rochester	NLL	16	10	6	9.77	.794	585	1	0	1	10.00	.815
2012	Rochester	NLL	16	7	9	12.21	.753	583	3	3	0	10.67	.807
2013	Rochester	NLL	16	8	8	10.17	.803	662	3	3	0	9.33	.769
KNIGHTHAWKS TOTALS			48	25	23	10.72	.774	1830	7	6	1	10.00	.795
PRO TOTALS			114	56	48	11.04	.778	4034	14	10	4	10.38	.779



CORY VITARELLI
FORWARD

23

Height: 5-10 **Weight:** 220 lbs.
Shoots: Left **Date of Birth:** June 30, 1985
Born: Peterborough, Ontario, Canada

TRANSACTIONS

Signed a three-year deal with the Knighthawks on December 11, 2010... Rochester Knighthawks fifth-round selection (61st overall) in the 2006 NLL Entry Draft.

CAREER

He is in his fourth season in the NLL and fourth with the Knighthawks... Has won back-to-back Champion's Cups (2012-13)... Was named the team's Unsung Hero for the second straight season (2012-13)... In 2013, he notched a career-high 19 assists... Was second on the team in goals (25) and third in points (44)... Earned the No. 7 spot on SportsCenter's Top Plays with a diving goal on 2/9/13... Tied a career-high six points (3+3) on 4/13/13... Won his first Champion's Cup in 2012... Finished second on the team with 29 goals... Recorded 20 points in his last seven games (15+5) from 3/10 to 4/28/12... During that stretch he notched four three-goal games... Registered a

career-high five goals and six points on 1/14/12... Netted his first professional hat trick on 4/2/11... Scored two goals and added one assist in his pro debut on 3/26/11... In the past seven seasons, he has played with the Peterborough Lakers of Major Series Lacrosse... Scored a MSL regular season high 18 goals, 25 assists and 43 points in 2013... Won the Mann Cup with the Peterborough Lakers in 2007, 2010 and 2012... In 2012, scored a playoff career-high 52 points (25+27) combined in the MSL playoffs and Mann Cup series... Won the 2010 Lakers Fan Favorite Award... Was a member 2006 Minto Cup Championship team in Peterborough... He played junior lacrosse in the Lakers system from 2001 to 2006.

PERSONAL

Played hockey from 2006 to 2011 for University of Prince Edward Island... A graduate of Holy Cross Secondary School, Cory was a sociology major... He played in the OHL for St. Mike's from 2002 to 2006... Cory lists his family, especially his father, Mark, as his greatest athletic influences... His dad won four straight Minto Cups with Peterborough from 1972-75... The team was inducted into the Canadian Lacrosse Hall of Fame in 2010... His great uncle, "Dootch" Vitarelli, won three Mann Cups.

Season	Team	League	Regular Season						Playoffs					
			GP	G	A	PTS	PIM	LB	GP	G	A	PTS	PIM	LB
2011	Rochester	NLL	6	7	6	13	2	19	1	0	0	0	2	2
2012	Rochester	NLL	16	29	17	46	10	64	3	4	3	7	2	12
2013	Rochester	NLL	15	25	19	44	17	75	2	2	2	4	6	5
KNIGHTHAWKS TOTALS			37	61	42	103	29	158	6	6	5	11	10	19
PRO TOTALS			37	61	42	103	29	158	6	6	5	11	10	19





JOE WALTERS
FORWARD

1

Height: 6-0 **Weight:** 200 lbs.
Shoots: Left **Date of Birth:** Nov.30, 1984
Born: Rochester, N.Y.

TRANSACTIONS

He re-signed and agreed to a three-year deal with the Knighthawks on July 26, 2010... Was traded from Buffalo to Philadelphia on 8/01/07... Buffalo Bandits' second-round selection (18th overall) in the 2006 National Lacrosse League Entry Draft.

CAREER


He enters his sixth season in the NLL and sixth with the Knighthawks... Won back-to-back Champion's Cups (2012-13)... Scored the game-winning goal in the 2013 NLL Championship Game... In 2013, he had career highs in goals (9), assists (25) and points (34)... Was named the team's 2010, 2011, 2012 and 2013 Community Service Award winner... Named to the NLL All-Green Team for his work in the Rochester community... Tied his single-game high with two goals on 4/14/13 to give him nine goals this season, which is an all-time high... Recorded the first five-assist night of his career on 4/13/13... Tied his single-game high with five points (1+4) on 2/8/13 at Philadelphia... In 2012, he finished fifth in the NLL in playoff points (13) en route to his first NLL Championship... Was tied for first on the team in postseason assists with nine... He had a career game on 5/04/12, as he led Rochester with four assists and six points; tied his career-high with two goals... During the regular season, he recorded a career-high

13 assists... Netted his first game-winning goal and added three assists on 2/18/12... In 2011, he recorded 11 points (1+10)... In 2009, he recorded 20 points (8+12) in 15 games and 50 loose balls in his rookie NLL season... Plays for the Hamilton Nationals in Major League Lacrosse... He is the Nats all-time leader in goals, assists and points... Played in his sixth MLL All-Star Game in 2013... All-MLL Team selection (2008-09, 2011)... Played for the Toronto National in 2009 and won the MLL title... In 2008, he helped the Rochester Rattlers win their first Major League Lacrosse title and was named the Playoff MVP... Won a silver medal with Team USA at the 2006 World Lacrosse Championships in London, Ontario... Completed a storied college career at the University of Maryland... With the Terrapins, he was a four-time All-American and the 2006 recipient of the Jack Turnbull Memorial Award as the Attackman of the Year... He was also a candidate for the Tewaaratron Trophy, given to the National Player of the Year... Maryland's all-time leader in points and goals with 227 and 153, respectfully... Three-time All-ACC selection and two-time ACC Player of the Year... In 2011, he made his Senior "A" box lacrosse debut with the Brampton Excelsiors... Won his first Mann Cup in 2011 with the Excels... Represented the United States at three Bowhunter Cups (2010-12)... In 2013, he won the Rochester Press-Radio Club's Eliot Cushing Award for promoting lacrosse on a national level.

PERSONAL

He works in the Knighthawks' front office in the sales department... Majored in criminology and criminal justice at Maryland... Founder of Sharp Shooter Lacrosse (small group instruction & Sharp Shooter Academy)... Co-founder of Run N' Gun Lacrosse Camps with Kyle Harrison... Author of "The Sharp Shooter" (lacrosse shooting instruction), which is available at www.thesharpshooterbook.com.

Season	Team	League	Regular Season						Playoffs					
			GP	G	A	PTS	PIM	LB	GP	G	A	PTS	PIM	LB
2009	Rochester	NLL	15	8	12	20	7	50	1	0	0	0	0	1
2010	Rochester	NLL	14	1	10	11	4	39	--	--	--	--	--	--
2011	Rochester	NLL	5	1	10	11	0	12	--	--	--	--	--	--
2012	Rochester	NLL	6	3	13	16	0	9	3	4	9	13	0	3
2013	Rochester	NLL	15	9	25	34	7	22	3	3	9	12	2	6
KNIGHTHAWKS TOTALS			55	22	70	92	18	132	7	7	18	19	2	10
PRO TOTALS			55	22	70	92	18	132	7	7	18	19	2	10



MARK WHITE
TRANSITION

77

Height: 5-11 **Weight:** 183 lbs.
Shoots: Right **Date of Birth:** July 28, 1989
Born: Oakville, Ontario, Canada

TRANSACTIONS

Signed a one-year deal with the Knighthawks on October 30, 2013... Selected by the Rochester Knighthawks in the third round (27th overall) of the 2013 NLL Entry Draft.

CAREER

Enters his first season in the NLL... Played four years of collegiate lacrosse at the Univer-

sity of Southern Maine... Graduated as one of the best players in program history; ranks first in career points (146), first in career assists (60), and second in career goals (87) in 62 games... Two-time captain and 2013 First-Team All Little East Conference selection as a midfielder... Played for the Brampton Excelsiors in the Major Series Lacrosse in 2012 and 2013... In 20 games with the Excelsiors in 2013, scored 10 points (3+7)... Played under Rochester Head Coach Mike Hasen in Brampton in 2012... Played Junior "A" lacrosse for Mississauga (2008) and Burlington (2009 and 2010), and Junior "B" lacrosse for Oakville (2008 and 2009). Also played Senior "B" for Oakville.

PERSONAL

Works as a Program and Marketing Associate for Edge Lacrosse... Graduated from the University of Southern Maine with a degree in communications... Mother, Susan, is the Facilities General Manager for the Toronto Rock Athletic Facility.

Season	Team	League	Regular Season						Playoffs					
			GP	G	A	PTS	PIM	LB	GP	G	A	PTS	PIM	LB
2010	Southern Maine	NCAA	14	22	16	38	9	24	--	--	--	--	--	--
2011	Southern Maine	NCAA	15	16	9	25	7	28	1	2	0	2	0	1
2012	Southern Maine	NCAA	15	18	18	36	3.5	27	1	0	0	0	0	3
2013	Southern Maine	NCAA	16	28	17	45	3	21	--	--	--	--	--	--
NCAA TOTALS			60	84	60	146	22.5	100	2	2	0	2	0	4



BLUE CROSS ARENA AT THE WAR MEMORIAL

The downtown Blue Cross Arena enters its 20th season as the home of the National Lacrosse League Rochester Knighthawks in 2014.

The Rochester War Memorial opened to the public on October 27, 1955, and has since hosted two American Hockey League All-Star Games (1957, 2000), 16 Calder Cup Finals, one National Lacrosse League All-Star Game and one NLL Final in its history.

In addition, the War Memorial hosted its first professional game for the National Basketball Association's Rochester Royals on November 5, 1955.

The first hockey game played in the War Memorial took place later that month as the Buffalo Bisons faced off against the Montreal Canadiens on November 21. Montreal's Maurice "Rocket" Richard scored the first goal at the War Memorial 54 seconds into the first period.

The Rochester War Memorial became known as The Blue Cross Arena after its \$40 million renovation was completed during the 1998-99 season. During the 2002-03 season, the \$1.25 million Constellation Video Board was installed to add the crown jewel to the downtown entertainment center.

The BCA has hosted two NLL Championship Games. The first was in 2003 and the second was in 2012. The Rochester Knighthawks won their third NLL Championship, and first on their home turf, defeating the Edmonton Rush, 9-6, on May 19, 2012.

Besides hosting NLL games, the arena also hosts major college basketball games, college and professional hockey games, cheerleading competitions, and youth lacrosse and hockey games.

Rochester Knighthawks All-Time Attendance

Season	Total Attendance	Average Attendance
1995	29,535	7,383
1996	36,881	7,376
1997	32,852	6,570
1998	40,234	6,706
1999	54,400	9,067
2000	54,458	9,077
2000-01	64,032	9,147
2001-02	71,499	8,937
2002-03	71,874	8,984
2003-04	69,293	8,662
2005	70,930	8,866
2006	79,906	9,988
2007	79,612	9,951
2008	79,217	9,902
2009	60,492	7,562
2010	57,037	7,130
2011	47,588	5,949
2012	54,740	6,842
2013	58,829	7,354
Total	1,113,409	8,247

Total attendance for 19 seasons: 1,113,409 (135 games).

Average total attendance per season: 58,587.

Average attendance per game per season: 8,304.

Seating capacity at The Blue Cross Arena is 10,652 (as of 2010).

Last sellout: 3/27/10 vs. Buffalo

Blue Cross Arena single-game high: 11,200 – 3/31/07 vs. Philadelphia and 4/14/07 vs. Buffalo

War Memorial single-game high: 7,393 vs. Buffalo on 2/10/96 and 3/09/96 vs. Baltimore.

2013 REGULAR SEASON GAME-BY-GAME

GM#	DATE	OPPONENT	RESULT	RECORD	GOALIE	HOME ATT.	ROAD ATT.
1	January 5	@ Washington	L 12-13	0-1	Vinc		7,023
2	January 19	vs. Buffalo	L 13-14	0-2	Vinc	7,834	
3	January 26	vs. Toronto	L 7-11	0-3	Vinc	5,762	
4	February 2	vs. Washington	W 7-6	1-3	Vinc	7,914	
5	February 8	@ Philadelphia	W 20-10	2-3	Vinc/Goodleaf		5,139
6	February 9	@ Buffalo	W 15-7	3-3	Vinc		14,833
7	February 16	vs. Buffalo	L 6-10	3-4	Vinc	9,156	
8	February 23	vs. Philadelphia	L 8-10	3-5	Vinc	6,674	
9	March 2	@ Colorado	W 12-11	4-5	Vinc		16,118
10	March 16	vs. Edmonton	L 9-11	4-6	Vinc	7,009	
11	March 30	vs. Toronto	W 12-8	5-6	Vinc/Goodleaf	7,013	
12	April 6	vs. Philadelphia	W 14-7	6-6	Vinc	7,467	
13	April 7	@ Toronto	L 9-10	6-7	Vinc		13,073
14	April 13	@ Calgary	W 15-14	7-7	Vinc		12,340
15	April 14	@ Edmonton	L 10-14	7-8	Vinc		6,116
16	April 20	@ Buffalo	W 10-9	8-8	Vinc		19,070

2013 PLAYOFF GAME-BY-GAME

GM#	DATE	OPPONENT	RESULT	RECORD	GOALIE	HOME ATT.	ROAD ATT.
17	April 27	vs. Philadelphia	W 10-8	9-8	Vinc	5,963	
18	May 4	vs. Minnesota	W 12-10	10-8	Vinc	5,093	
19	May 11	@ Washington	W 11-10	11-8	Vinc		5,200

Regular Season

2013 total home attendance = 58,829
 2013 average home attendance = 7,354

Playoffs

2013 total home attendance = 11,056
 2013 average home attendance = 5,528



KNIGHTHAWKS 2013 REGULAR SEASON STATISTICS

#	Name	GP	G	A	PTS	PIM	PPG	SHG	S	SOG	SOFF	LB	TO	FT	FO	FOW	FOL	FO%
88	Cody Jamieson	16	28	61	89	25	13	1	187	137	50	56	35	2	0	0	0	0.0
6	Dan Dawson	16	23	52	75	4	0	1	133	108	25	67	28	1	1	1	0	100.0
23	Cory Vitarelli	15	25	19	44	17	3	2	103	78	25	75	18	4	0	0	0	0.0
93	Johnny Powless	16	22	19	41	5	4	0	114	76	38	37	10	2	0	0	0	0.0
44	Mike Accursi	13	18	18	36	4	2	1	83	63	20	37	26	1	0	0	0	0.0
1	Joe Walters	15	9	25	34	7	0	0	57	43	14	22	15	0	0	0	0	0.0
28	Stephen Keogh	12	13	11	24	14	2	1	81	63	18	25	14	1	0	0	0	0.0
22	Casey Powell	7	8	14	22	6	1	0	65	43	22	27	11	1	0	0	0	0.0
25	Brad Self	16	9	13	22	8	0	3	32	23	9	96	12	13	0	0	0	0.0
9	Craig Point	10	9	11	20	7	4	0	65	45	20	18	11	1	51	23	28	45.1
10	Joel McCready	15	7	8	15	19	0	0	37	32	5	46	6	5	1	1	0	100.0
48	Matt Vinc	13	0	6	6	0	0	0	1	0	1	14	6	1	0	0	0	0.0
26	Mike Kirk	15	0	6	6	12	0	0	6	2	4	72	8	4	0	0	0	0.0
37	Scott Campbell	16	3	1	4	12	0	1	11	8	3	62	9	6	0	0	0	0.0
29	Ian Llord	14	1	2	3	34	0	0	1	1	0	42	4	8	0	0	0	0.0
16	Dylan Evans	16	0	3	3	23	0	0	5	2	3	50	8	5	222	81	141	36.5
79	Sid Smith	16	0	3	3	14	0	0	0	0	0	68	6	16	8	0	8	0.0
7	Tyler Burton	12	2	0	2	14	0	0	3	3	0	28	2	8	99	31	68	31.3
2	Paul Dawson	16	1	0	1	34	0	0	10	5	5	38	6	5	0	0	0	0.0
98	Jimmy Purves	5	1	0	1	4	0	0	4	4	0	15	0	1	0	0	0	0.0
5	Scott Self	7	0	1	1	2	0	0	1	1	0	22	6	4	20	6	14	30.0
14	Matt Hummel	1	0	0	0	0	0	0	0	0	0	3	1	0	0	0	0	0.0
4	Jamie Batson	5	0	0	0	12	0	0	2	2	0	18	1	4	3	1	2	33.3
55	Angus Goodleaf	3	0	0	0	0	0	0	0	0	0	0	0	0	0	0	0	0.0
57	Jon Sullivan	1	0	0	0	0	0	0	0	0	0	1	0	0	0	0	0	0.0
33	Jake Henhawk	1	0	0	0	0	0	0	0	0	0	0	1	0	0	0	0	0.0
86	Rory Graves	13	0	0	0	6	0	0	0	0	0	18	5	1	0	0	0	0.0

GOALTENDER

#	Name	GP	MIN	W	L	SOG	GA	GAA	SV	SV%
48	Matt Vinc	16	955:29	8	8	824	162	10.17	662	.803
33	Jake Henhawk	1	0:00	0	0	0	0	0.00	0	.000
55	Angus Goodleaf	15	4:28	0	0	7	0	0.00	7	1.000

KNIGHTHAWKS 2013 PLAYOFF STATISTICS

#	Name	GP	G	A	PTS	PIM	PPG	SHG	S	SOG	SOFF	LB	TO	FT	FO	FOW	FOL	FO%
6	Dan Dawson	3	6	8	14	0	1	0	27	22	5	7	2	0	0	0	0	0.0
88	Cody Jamieson	3	5	9	14	0	0	1	27	20	7	13	6	0	0	0	0	0.0
1	Joe Walters	3	3	9	12	2	0	0	17	14	3	6	5	0	0	0	0	0.0
93	Johnny Powless	3	4	6	10	0	0	0	24	18	6	10	2	0	0	0	0	0.0
9	Craig Point	3	6	2	8	0	1	0	27	16	11	5	2	0	0	0	0	0.0
44	Mike Accursi	3	3	3	6	0	0	0	11	8	3	2	5	0	0	0	0	0.0
28	Stephen Keogh	2	1	4	5	0	0	0	8	5	3	5	0	0	0	0	0	0.0
23	Cory Vitarelli	2	2	2	4	6	0	0	17	12	5	5	4	0	0	0	0	0.0
79	Sid Smith	3	0	3	3	0	0	0	0	0	0	15	2	3	0	0	0	0.0
25	Brad Self	3	1	2	3	2	0	0	4	2	2	25	0	2	0	0	0	0.0
7	Tyler Burton	3	0	2	2	4	0	0	0	0	0	7	0	1	20	5	15	25.0
2	Paul Dawson	3	1	0	1	2	0	0	2	1	1	9	0	0	0	0	0	0.0
37	Scott Campbell	3	0	1	1	0	0	0	2	1	1	9	2	0	0	0	0	0.0
98	Jimmy Purves	3	1	0	1	0	0	0	5	5	0	9	1	1	0	0	0	0.0
48	Matt Vinc	3	0	0	0	0	0	0	0	0	0	4	0	0	0	0	0	0.0
29	Ian Llord	3	0	0	0	0	0	0	0	0	0	4	1	1	0	0	0	0.0
10	Joel McCready	2	0	0	0	0	0	0	7	3	4	4	1	1	0	0	0	0.0
26	Mike Kirk	3	0	0	0	2	0	0	1	1	0	15	1	0	0	0	0	0.0
16	Dylan Evans	3	0	0	0	5	0	0	1	0	1	10	0	1	44	13	31	29.5
5	Scott Self	3	0	0	0	4	0	0	2	1	1	12	2	1	8	1	7	12.5

GOALTENDER

#	Name	GP	MIN	W	L	SOG	GA	GAA	SV	SV%
48	Matt Vinc	3	180:00	3	0	121	28	9.33	93	.769
55	Angus Goodleaf	3	0:00	0	0	0	0	0.00	0	.000

2013 GAME-BY-GAME SUMMARY (GAMES 1-10)

NO	DATE PLAYER	1/5 @WASH	1/19 BUFF	1/26 TOR	2/2 WASH	2/8 @PHIL	2/9 @BUFF	2/16 BUFF	2/23 PHIL	3/02 @COL	3/16 EDM
1	WALTERS	2-2	1-1	0-0	0-1	1-4	1-2	0-1	0-0	DND	1-0
2	P. DAWSON	0-0	0-0	0-0	0-0	0-0	0-0	0-0	1-0	0-0	0-0
4	BATSON	0-0	0-0	DND	DND	DND	DND	DND	DND	0-0	DND
5	S. Self	--	--	--	--	--	--	--	--	--	0-0
6	D. DAWSON	0-4	1-3	0-0	0-3	4-7	1-4	1-1	0-2	1-6	2-3
7	BURTON	0-0	0-0	0-0	0-0	1-0	1-0	0-0	0-0	0-0	PRS
9	POINT	0-1	2-1	0-0	DND	DND	DND	1-1	DND	0-1	DND
10	MC CREADY	0-1	0-0	0-0	0-1	0-1	0-1	0-0	0-0	1-1	1-0
14	HUMMEL	DND	DND	INJ	INJ	INJ	INJ	INJ	INJ	0-0	PRS
16	EVANS	0-0	0-0	0-0	0-0	0-2	0-0	0-0	0-0	0-1	0-0
18	RICHARDSON	--	--	--	PRS	PRS	PRS	PRS	PRS	PRS	REL
22	POWELL	DND	2-4	0-2	0-0	2-1	1-4	DND	3-1	0-2	--
23	VITARELLI	3-0	1-2	2-0	1-2	0-2	4-0	1-1	1-1	2-3	1-0
25	SELF	1-1	1-0	1-0	1-0	1-3	0-2	1-0	0-1	0-0	0-0
26	KIRK	0-0	0-0	0-0	0-0	0-2	0-0	0-0	0-0	0-2	DND
28	KEOGH	1-0	3-2	0-0	1-1	2-2	3-3	0-1	0-0	DND	0-0
29	LORD	PRS	PRS	0-0	0-0	0-1	0-0	0-0	0-0	0-1	0-0
32	SULLIVAN	--	--	--	--	--	--	--	--	--	SUSP
33	HENHAWK	0-0	REL	REL	REL	REL	REL	REL	REL	REL	REL
37	CAMPBELL	1-0	0-0	0-1	0-0	1-0	0-0	0-0	0-0	1-0	0-0
44	ACCURSI	1-0	DND	DND	1-0	4-0	1-3	0-0	0-0	DND	1-3
48	VINC	0-0	0-0	0-0	0-1	0-2	0-0	0-0	0-0	0-0	0-0
55	GOODLEAF	--	0-0	0-0	0-0	0-0	0-0	0-0	0-0	0-0	0-0
66	HILL, "KEDOH"	DND	DND	DND	REL	PRS	PRS	PRS	PRS	PRS	--
79	SMITH	0-0	0-1	0-0	0-0	0-1	0-0	0-0	0-0	0-0	0-0
86	GLAVES	0-0	0-0	0-0	0-0	0-0	0-0	0-0	0-0	0-0	0-0
88	JAMIESON	1-4	1-4	3-2	2-0	3-4	2-7	1-2	1-3	4-1	2-5
93	POWLESS	2-3	1-0	1-0	1-0	1-2	1-1	1-0	2-0	3-1	1-2
98	PURVES	--	--	--	--	--	--	--	--	--	0-0
33	HENHAWK	--	REL	REL	REL	REL	REL	REL	REL	REL	REL
	(saves)----->	--	--	--	--	--	--	--	--	--	--
48	VINC	L/13	L/14	L/10	W/6	W/10	W/7	L/10	L/9	W/11	L/11
	(saves)----->	51	37	32	42	49	48	41	44	33	36
55	GOODLEAF	--	--	--	--	--	R/0	--	--	--	--
	(saves)----->	--	--	--	--	--	6	--	--	--	--
SCORE		12-13	13-14	7-11	7-6	20-10	15-7	6-10	8-10	12-11	9-11
POWER-PLAY		1-2	3-4	2-5	2-4	2-3	3-6	2-6	2-7	1-1	3-3
PENALTY KILL		2-2	2-5	5-7	2-3	1-5	6-6	4-5	4-5	0-2	0-2
ROCH PIM		7	14	16	10	21	12	21	38	4	6
OPP. PIM 4		13	12	12	20	11	23	39	2	8	
ROCH SHOTS (on)		47	47	47	55	50	48	60	47	40	33
OPP. SHOTS (on)		64	51	43	48	59	61	51	54	44	47
GW GOAL		WASH-83	BUFF-17	TOR-13	ROC-93	ROC-1	ROC-28	BUFF-92	PHIL-26	ROC-88	EDM-88
GW ASSIST		WASH-27	BUFF-51	TOR-33	ROC-1	ROC-6	ROC-6	BUFF-28	PHIL-10	ROC-16	EDM-87
GW ASSIST		WASH-10	--	TOR-15	ROC-28	--	--	--	PHIL-17	ROC-26	--
EN GOAL (S)		--	--	TOR-22	--	--	--	--	PHIL-17	--	--
1ST GOAL		WASH-10	BUFF-51	ROC-93	ROC-25	ROC-93	ROC-1	BUF-51	ROC-22	COL-14	EDM-88

KEY

- * = Overtime Game
- ^ = Double Overtime Game
- # = Empty Net Goal
- ND = No Decision
- R = Replaced Starting Goalie
- RET = Retired
- SUSP = Suspended
- DNP = Did Not Play
- DND = Did Not Dress
- INJ = Did Not Play – Injured
- SICK = Did Not Play – Sick
- HOLD = Holdout List
- REL = Released
- NA = Not Available
- FA = Free agent
- PRS = Practice Squad
- PUP = Physically unable to perform

2013 GAME-BY-GAME SUMMARY (GAMES 11-16 AND PLAYOFFS)

NO	DATE PLAYER	3/30 TOR	4/6 PHIL	4/7 TOR	4/13 @CAL	4/14 @EDM	4/20 @BUFF	4/27 PHIL	5/4 MINN	5/11 @WASH
1	WALTERS	0-3	0-4	1-0	0-5	2-0	0-2	1-2	1-2	1-5
2	P. DAWSON	0-0	0-0	0-0	0-0	0-0	0-0	1-0	0-0	0-0
4	BATSON	DND	DND	DND	0-0	DND	DND	DND	DND	DND
5	S. SELF	0-0	0-0	0-1	0-0	0-0	0-0	0-0	0-0	0-0
6	D. DAWSON	2-2	2-3	2-1	3-8	2-4	2-2	4-2	1-2	1-4
7	BURTON	PRS	PRS	0-0	DND	0-0	0-0	0-1	0-0	0-1
9	POINT	1-2	0-3	DND	1-1	0-1	4-1	1-0	4-0	1-2
10	MCCREADY	1-1	1-0	1-0	1-0	DND	1-2	0-0	DND	0-0
14	HUMMEL	PRT	PRT	PRT	PRT	PRT	PRT	PRT	PRT	PRT
16	EVANS	0-0	0-0	0-0	0-0	0-0	0-0	0-0	0-0	0-0
18	RICHARDSON	REL	REL	REL	REL	REL	REL	REL	REL	REL
22	POWELL	TRD	TRD	TRD	TRD	TRD	TRD	TRD	TRD	TRD
23	VITARELLI	2-2	2-0	1-1	3-3	1-2	DND	DND	0-1	2-1
25	B. SELF	1-2	2-2	0-1	0-0	0-0	0-1	0-1	0-1	1-0
26	KIRK	0-0	0-1	0-0	0-0	0-0	0-1	0-0	0-0	0-0
28	KEOGH	DND	DND	0-0	DND	2-1	1-1	1-2	0-2	DND
29	LORD	1-0	0-0	0-0	0-0	0-0	0-0	0-0	0-0	0-0
32	SULLIVAN	0-0	DND	HOLD	HOLD	HOLD	HOLD	HOLD	HOLD	HOLD
33	HENHAWK	REL	REL	REL	REL	REL	REL	REL	REL	REL
37	CAMPBELL	0-0	0-0	0-0	0-0	0-0	0-0	0-1	0-0	0-0
44	ACCURSI	3-2	2-2	1-1	2-3	1-3	0-0	1-0	1-2	1-1
48	VINC	0-1	0-1	0-1	0-0	0-0	0-0	0-0	0-0	0-0
55	GOODLEAF	0-0	0-0	0-0	0-0	0-0	0-0	0-0	0-0	0-0
66	HILL, "KEDOH"	TRD	TRD	TRD	TRD	TRD	TRD	TRD	TRD	TRD
79	SMITH	0-0	0-1	0-0	0-0	0-0	0-0	0-1	0-1	0-1
86	GLAVES	0-0	0-0	0-0	DND	DND	IR	IR	IR	IR
88	JAMIESON	1-3	1-6	1-4	3-6	1-5	1-5	1-2	1-4	3-3
93	POWLESS	0-1	3-1	2-0	2-3	1-3	0-1	0-3	3-1	1-2
98	PURVES	SUSP	1-0	DND	0-0	0-0	0-0	0-0	1-0	0-0
33	HENHAWK	REL	REL	REL	REL	REL	REL	REL	REL	REL
	(saves)----->	--	--	--	--	--	--	--	--	--
48	VINC	W/8	W/7	L/10	W/14	L/13	W/9	W/8	W/10	W/10
	(saves)----->	47	45	44	44	43	26	29	25	39
55	GOODLEAF	--	R/0	--	--	--	--	--	--	--
	(saves)----->	--	1	--	--	--	--	--	--	--
SCORE		12-8	14-7	9-10	15-14	10-14	10-9	10-8	12-10	11-10
POWER-PLAY		0-1	3-5	0-3	3-4	0-2	2-3	2-4	0-4	0-1
PENALTY KILL		5-7	5-6	2-5	2-4	2-6	2-6	3-4	2-3	2-4
ROCH PIM		36	37	12	11	12	12	10	8	12
OPP. PIM 52		22	8	10	4	6	11	10	8	
ROCH SHOTS (on)		49	51	42	48	43	32	38	42	49
OPP. SHOTS (on)		56	52	54	58	57	35	37	35	49
GW GOAL		ROC-44	ROC-44	TOR-33	ROC-9	EDM-88	ROC-28	ROC-2	ROC-9	ROC-1
GW ASSIST		ROC-93	ROC-25	TOR-81	ROC-6	EDM-44	ROC-88	ROC-79	ROC-88	ROC-44
GW ASSIST		ROC-88	ROC-48	TOR-19	ROC-88	EDM-42	ROC-25	--	ROC-6	ROC-9
EN GOAL (S)		ROC-25	--	--	--	EDM-9	--	--	--	--
1ST GOAL		ROC-29	ROC-44	TOR-33	ROC-88	ROC-28	BUFF-92	ROC-6	ROC-93	ROC-23

KEY

- * = Overtime Game
- ^ = Double Overtime Game
- # = Empty Net Goal
- ND = No Decision
- R = Replaced Starting Goalie
- RET = Retired
- SUSP = Suspended
- DNP = Did Not Play
- DND = Did Not Dress
- INJ = Did Not Play – Injured
- SICK = Did Not Play – Sick
- HOLD = Holdout List
- REL = Released
- NA = Not Available
- FA = Free agent
- PRS = Practice Squad
- PUP = Physically unable to perform

2013 REGULAR SEASON HIGHS AND LOWS

SCORING

MOST GOALS SCORED - GAME	20	at Philadelphia, 2/8/13
MOST GOALS SCORED - HALF	11	at Philadelphia, 2/8/13 (First Half)
MOST GOALS SCORED - QUARTER	8	at Philadelphia, 2/8/13 (Second Quarter)
MOST GOALS ALLOWED - GAME	14	vs. Buffalo, 1/19/13
MOST GOALS ALLOWED - HALF	10	at Edmonton, 4/14/13 (Second Half)
MOST GOALS ALLOWED - QUARTER	6	at Edmonton, 4/14/13 (Third Quarter)
FEWEST GOALS SCORED - GAME	6	vs. Buffalo, 2/16/13
FEWEST GOALS SCORED - HALF	2	at Philadelphia, 2/8/13 (First Half); at Buffalo, 2/9/13 (First Half); vs. Philadelphia, 2/23/13 (Second Half)
FEWEST GOALS SCORED - QUARTER	0	vs. Toronto, 1/26/13 (Third Quarter); vs. Philadelphia, 2/23/13 (Third Quarter)
FEWEST GOALS ALLOWED - GAME	6	vs. Washington, 2/2/13
LARGEST MARGIN OF VICTORY	10	at Philadelphia, 2/8/13
LARGEST MARGIN OF DEFEAT	4	vs. Toronto, 1/26/13; vs. Buffalo, 2/16/13; at Edmonton, 4/14/13

SHOOTING (ON GOAL)

MOST SHOTS TAKEN - GAME	60	vs. Buffalo, 2/16/13
MOST SHOTS TAKEN - QUARTER	19	vs. Toronto, 1/26/13 (Second Quarter)
MOST SHOTS TAKEN - HALF	31	vs. Buffalo, 2/16/13 (Second Half)
FEWEST SHOTS TAKEN - GAME	33	vs. Edmonton, 3/16/13
FEWEST SHOTS TAKEN - QUARTER	5	at Colorado, 3/2/13 (Fourth Quarter)
FEWEST SHOTS TAKEN - HALF	14	vs. Edmonton, 3/16/13 (First Half)
MOST SHOTS ALLOWED - GAME	64	at Washington, 1/5/13
MOST SHOTS ALLOWED - QUARTER	21	at Philadelphia, 2/8/13 (Fourth Quarter)
MOST SHOTS ALLOWED - HALF	38	at Philadelphia, 2/8/13 (Second Half)
FEWEST SHOTS ALLOWED - GAME	43	vs. Toronto, 1/26/13
FEWEST SHOTS ALLOWED - QUARTER	7	vs. Buffalo, 1/19/13 (First Quarter); vs. Washington, 2/2/13 (Second Quarter); vs. Edmonton, 3/16/13 (Third Quarter)
FEWEST SHOTS ALLOWED - HALF	20	vs. Buffalo, 1/19/13 (First Half); at Colorado, 3/2/13 (Second Half)

PENALTY MINUTES

MOST PENALTY MINUTES - GAME	38	vs. Philadelphia, 2/23/13
MOST PENALTY MINUTES - QUARTER	19	vs. Philadelphia, 2/23/13 (Third Quarter)
MOST PENALTY MINUTES - HALF	23	vs. Philadelphia, 2/23/13 (Second Half)
FEWEST PENALTY MINUTES - GAME	4	at Colorado, 3/2/13
MOST PENALTY MINUTES - OPPONENTS - GAME	52	vs. Toronto, 3/30/13
FEWEST PENALTY MINUTES - OPPONENTS - GAME	2	at Colorado, 3/2/13

TEAM STREAKS

LONGEST WINNING STREAK	3	2/2/13 - 2/9/13
LONGEST HOME WINNING STREAK	1	vs. Washington, 2/2/13
LONGEST ROAD WINNING STREAK	3	at Philadelphia, 2/8/13 - 3/2/13
LONGEST LOSING STREAK	3	1/5/13 - 1/26/13
LONGEST HOME LOSING STREAK	3	2/16/13 - 3/16/13
LONGEST ROAD LOSING STREAK	1	vs. Washington, 1/5/13

INDIVIDUAL RECORDS

MOST GOALS - GAME	4	Mike Accursi at Philadelphia, 2/8/13; Dan Dawson at Philadelphia, 2/8/13; Cory Vitarelli at Buffalo, 2/9/13; Cody Jamieson at Colorado, 3/2/13
MOST ASSISTS - GAME	8	Dan Dawson at Calgary, 4/13/13
MOST POINTS - GAME	11	Dan Dawson at Philadelphia, 2/8/13; Dan Dawson at Calgary, 4/13/13
PENALTY MINUTES - GAME	22	Paul Dawson vs. Philadelphia, 4/6/13
MOST SHOTS ON GOAL - GAME	13	Casey Powell vs. Philadelphia, 2/23/13
MOST SAVES IN A GAME	51	Matt Vinc at Washington, 1/5/13

INDIVIDUAL STREAKS

CONSECUTIVE GAME GOAL-SCORING STREAK	16	Cody Jamieson (1/5/13 - 4/20/13)
CONSECUTIVE GAME ASSIST STREAK	13	Dan Dawson (2/2/13 - 4/20/13)
CONSECUTIVE GAME POINT STREAK	16	Cory Vitarelli, Cody Jamieson (1/5/13 - 4/20/13)

KNIGHTHAWKS WHEN:

	TIMES	HOME	ROAD	OVERALL
SCORING FIRST GOAL OF GAME	9	3-2	3-1	6-3
ALLOWING FIRST GOAL OF GAME	7	0-3	2-2	2-5
OUTSHOOTING THE OPPONENT	3	1-2	0-0	1-2
WHEN SHOTS ARE TIED	0	0-0	0-0	0-0
WHEN OUTSHOT	13	2-3	5-3	7-6
LEADING ENTERING SECOND HALF	7	3-1	3-0	6-1
TIED ENTERING SECOND HALF	5	0-2	1-2	1-4
BEHIND ENTERING SECOND HALF	4	0-2	1-1	1-3
INVOLVED IN ONE GOAL GAMES	7	1-1	3-2	4-3

2013 PLAYOFF HIGHS AND LOWS

SCORING

MOST GOALS SCORED - GAME	12	vs. Minnesota, 5/4/13
MOST GOALS SCORED - QUARTER	5	vs. Minnesota, 5/4/13 (Fourth Quarter); at Washington, 5/11/13 (First and Second Quarter)
MOST GOALS ALLOWED - GAME	10	vs. Philadelphia, 4/27/13; vs. Minnesota, 5/4/13; at Washington, 5/11/13

MOST GOALS ALLOWED - QUARTER	5	vs. Minnesota, 5/4/13 (Fourth Quarter); at Washington, 5/11/13 (Second Quarter)
LARGEST MARGIN OF VICTORY	2	vs. Philadelphia, 4/27/13 (10-8); vs. Minnesota, 5/4/13 (12-10)
LARGEST MARGIN OF DEFEAT	--	

SHOOTING (ON GOAL)

MOST SHOTS TAKEN - GAME	49	at Washington, 5/11/13
MOST SHOTS TAKEN - QUARTER	17	at Washington, 5/11/13 (Second Quarter)
MOST SHOTS TAKEN - HALF	31	at Washington, 5/11/13 (First Half)
FEWEST SHOTS TAKEN - GAME	38	vs. Philadelphia, 4/27/13
FEWEST SHOTS TAKEN - QUARTER	5	vs. Philadelphia, 4/27/13 (Fourth Quarter)
FEWEST SHOTS TAKEN - HALF	14	vs. Philadelphia, 4/27/13 (Second Half)
MOST SHOTS ALLOWED - GAME	49	at Washington, 5/11/13
MOST SHOTS ALLOWED - QUARTER	17	at Washington, 5/11/13 (Second Quarter)
MOST SHOTS ALLOWED - HALF	31	at Washington, 5/11/13 First Half
FEWEST SHOTS ALLOWED - GAME	35	vs. Minnesota, 5/4/13
FEWEST SHOTS ALLOWED - QUARTER	7	vs. Philadelphia, 4/27/13 (Fourth Quarter); at Washington, 5/11/13 (Third Quarter)
FEWEST SHOTS ALLOWED - HALF	16	vs. Philadelphia, 4/27/13 (First Half)

PENALTY MINUTES

MOST PENALTY MINUTES - GAME	12	at Washington, 5/11/13
MOST PENALTY MINUTES - QUARTER	7	vs. Philadelphia, 4/27/13 (Third Quarter)
FEWEST PENALTY MINUTES - GAME	8	vs. Minnesota, 5/4/13
MOST PENALTY MINUTES - OPPONENTS - GAME	10	vs. Philadelphia, 4/27/13; vs. Minnesota, 5/4/13
FEWEST PENALTY MINUTES - OPPONENTS - GAME	8	at Washington, 5/11/13

TEAM STREAKS

LONGEST WINNING STREAK	3	4/27/13 -
LONGEST HOME WINNING STREAK	2	4/27/13 -
LONGEST ROAD WINNING STREAK	1	5/11/13 -
LONGEST LOSING STREAK	--	--
LONGEST HOME LOSING STREAK	--	--
LONGEST ROAD LOSING STREAK	--	--

INDIVIDUAL RECORDS

MOST GOALS - GAME	4	Dan Dawson vs. Philadelphia, 4/27/13; Craig Point vs. Minnesota, 5/4/13
MOST ASSISTS - GAME	5	Joe Walters at Washington, 5/11/13
MOST POINTS GAME	6	Dan Dawson vs. Philadelphia, 4/27/13; Cody Jamieson at Washington, 5/11/13; Joe Walters at Washington, 5/11/13
PENALTY MINUTES - GAME	5	Dylan Evans vs. Philadelphia, 4/27/13
MOST SHOTS ON GOAL - GAME	10	Dan Dawson vs. Philadelphia, 4/27/13; Cory Vitarelli at Washington, 5/11/13

INDIVIDUAL STREAKS

CONSECUTIVE GAME GOAL-SCORING STREAK	3	Five players tied
CONSECUTIVE GAME ASSIST STREAK	3	Five players tied
CONSECUTIVE GAME POINT STREAK	3	Eight players tied

KNIGHTHAWKS WHEN:

	TIMES	HOME	ROAD	OVERALL
SCORING FIRST GOAL OF GAME	3	2-0	1-0	3-0
ALLOWING FIRST GOAL OF GAME	0	0-0	0-0	0-0
OUTSHOOTING THE OPPONENT	2	2-0	0-0	0-0
WHEN SHOTS ARE TIED	1	0-0	1-0	1-0
WHEN OUTSHOT	0	0-0	0-0	0-0
LEADING ENTERING SECOND HALF	2	1-0	1-0	2-0
TIED ENTERING SECOND HALF	1	1-0	0-0	0-0
BEHIND ENTERING SECOND HALF	0	0-0	0-0	0-0
INVOLVED IN ONE GOAL GAMES	1	0-0	1-0	1-0

2013 NATIONAL LACROSSE LEAGUE SEASON REVIEW

2013 REGULAR SEASON

East							
Team	W	L	PCT	GB	GF	GA	Division
Toronto	10	6	0.625	-	194	176	5-4
Rochester	8	8	0.5	2	179	165	5-5
Philadelphia	7	9	0.438	3	170	207	5-4
Buffalo	6	10	0.375	4	171	211	4-6

West							
Team	W	L	PCT	GB	GF	GA	Division
Calgary	9	7	0.563	-	222	211	8-4
Washington	9	7	0.563	-	193	192	6-5
Edmonton	9	7	0.563	-	203	170	5-6
Colorado	7	9	0.438	2	185	202	4-6
Minnesota	7	9	0.438	2	219	202	4-6

PLAYOFFS

Divisional Round			
Opponents	Score	Arena	Attendance
Rochester d. Philadelphia	10-8	Blue Cross Arena	5,963
Washington d. Edmonton	12-11	Comcast Arena	3,022
Calgary d. Colorado	15-10	Scotiabank Saddledome	8,726
Minnesota d. Toronto	20-11	Air Canada Centre	9,066

Divisional Finals			
Opponents	Score	Arena	Attendance
Rochester d. Minnesota	12-10	Blue Cross Arena	5,093
Washington d. Calgary	14-13	Scotiabank Saddledome	9,583

2013 CHAMPIONSHIP GAME			
Opponents	Score	Arena	Attendance
Rochester d. Washington	11-10	Langley Events Center	5,200

2013 NLL STATISTICAL LEADERS

<p>Points</p> <ol style="list-style-type: none"> Shawn Evans CAL 112 Garrett Billings TOR 100 Rhys Duch WAS 96 Callum Crawford MIN 95 John Grant, Jr. COL 91 <p>Goals</p> <ol style="list-style-type: none"> Rhys Duch WAS 45 John Grant, Jr. COL 43 Curtis Dickson CAL 42 Dane Dobbie CAL 40 Mark Matthews EDM 38 <p>Assists</p> <ol style="list-style-type: none"> Shawn Evans CAL 80 Garrett Billings TOR 70 Callum Crawford MIN 63 Cody Jamieson ROC 61 Colin Doyle TOR 58 <p>Loose Balls</p> <ol style="list-style-type: none"> Geoff Snider CAL 235 Jordan MacIntosh MIN 197 Jay Thorimbert BUF 180 Bob Snider WAS 169 Jeremy Thompson EDM 131 <p>Faceoff Wins</p> <ol style="list-style-type: none"> Geoff Snider CAL 310 Bob Snider WAS 262 Jay Thorimbert BUF 261 Jordan MacIntosh MIN 241 Jeremy Thompson EDM 164 <p>Penalty Minutes</p> <ol style="list-style-type: none"> Geoff Snider CAL 69 Matt Beers WAS 60 Chet Koneczny COL 54 Rory Smith COL 51 Steve Priolo BUF 46 David Brock BUF 46 	<p>Power Play Goals</p> <ol style="list-style-type: none"> John Grant, Jr. COL 15 Dane Dobbie CAL 15 Garrett Billings TOR 15 Cody Jamieson ROC 13 Adam Jones COL 12 Shawn Evans CAL 12 <p>Shots on Goal</p> <ol style="list-style-type: none"> Kevin Crowley PHI 189 John Grant, Jr. COL 180 Lewis Ratcliff WAS 173 Mark Matthews EDM 162 Curtis Dickson CAL 152 <p>Forced Turnovers</p> <ol style="list-style-type: none"> Kyle Rubisch EDM 44 Brett Mydske EDM 28 Geoff Snider CAL 27 Scott Carnegie CAL 26 Tyler Hass MIN 23 Kyle Sorensen WAS 23 <p>Goaltender Wins</p> <ol style="list-style-type: none"> Nick Rose TOR 10 Mike Poulin CAL 9 Tyler Richards WAS 8 Matt Vinc ROC 8 Aaron Bold EDM 8 <p>Goaltender Goals Against Average</p> <ol style="list-style-type: none"> Matt Vinc ROC 10.18 Aaron Bold EDM 10.57 Nick Rose TOR 10.61 Tye Belanger COL 10.78 Tyler Richards WAS 10.93 <p>Goaltender Saves</p> <ol style="list-style-type: none"> Matt Vinc ROC 662 Nick Rose TOR 607 Mike Poulin CAL 582 Tyler Richards WAS 579 Brandon Miller PHI 556
--	---

2013 NLL SEASON AWARDS AND HONORS

Most Valuable Player, presented by Reebok..... Shawn Evans, Calgary Roughnecks
 Rookie of the YearMark Matthews, Edmonton Rush
Goaltender of the Year Matt Vinc, Rochester Knighthawks
 Defensive Player of the Year Kyle Rubisch, Edmonton Rush
 Transition Player of the Year Jordan MacIntosh, Minnesota Swarm
 General Manager of the Year Doug Locker, Washington Stealth
 "Les Bartley Trophy" for Head Coach of the Year Troy Cordingley, Toronto Rock
 Sportsmanship Award, presented by DodgeGarrett Billings, Toronto Rock
 "The Tom Borrelli Award" Media Person of the Year Stephen Stamp
 Executive of the Year Jamie Dawick, Toronto Rock

ALL-NATIONAL LEAGUE LACROSSE TEAMS

<p>First Team</p> <table border="0"> <tr> <th>Player</th> <th>Team</th> <th>Position</th> </tr> <tr> <td>Garrett Billings</td> <td>Toronto Rock</td> <td>Forward</td> </tr> <tr> <td>Rhys Duch</td> <td>Washington Stealth</td> <td>Forward</td> </tr> <tr> <td>Shawn Evans</td> <td>Calgary Roughnecks</td> <td>Forward</td> </tr> <tr> <td>Jordan MacIntosh</td> <td>Minnesota Swarm</td> <td>Transition</td> </tr> <tr> <td>Kyle Rubisch</td> <td>Edmonton Rush</td> <td>Defense</td> </tr> <tr> <td>Matt Vinc</td> <td>Rochester Knighthawks</td> <td>Goaltender</td> </tr> </table> <p>Second Team</p> <table border="0"> <tr> <th>Player</th> <th>Team</th> <th>Position</th> </tr> <tr> <td>Callum Crawford</td> <td>Minnesota Swarm</td> <td>Forward</td> </tr> <tr> <td>Curtis Dickson</td> <td>Calgary Roughnecks</td> <td>Forward</td> </tr> <tr> <td>John Grant, Jr.</td> <td>Colorado Mammoth</td> <td>Forward</td> </tr> <tr> <td>Jesse Gamble</td> <td>Toronto Rock</td> <td>Transition</td> </tr> <tr> <td>Mike Grimes</td> <td>Washington Stealth</td> <td>Defense</td> </tr> <tr> <td>Brandon Miller</td> <td>Philadelphia Wings</td> <td>Goaltender</td> </tr> </table>	Player	Team	Position	Garrett Billings	Toronto Rock	Forward	Rhys Duch	Washington Stealth	Forward	Shawn Evans	Calgary Roughnecks	Forward	Jordan MacIntosh	Minnesota Swarm	Transition	Kyle Rubisch	Edmonton Rush	Defense	Matt Vinc	Rochester Knighthawks	Goaltender	Player	Team	Position	Callum Crawford	Minnesota Swarm	Forward	Curtis Dickson	Calgary Roughnecks	Forward	John Grant, Jr.	Colorado Mammoth	Forward	Jesse Gamble	Toronto Rock	Transition	Mike Grimes	Washington Stealth	Defense	Brandon Miller	Philadelphia Wings	Goaltender
Player	Team	Position																																								
Garrett Billings	Toronto Rock	Forward																																								
Rhys Duch	Washington Stealth	Forward																																								
Shawn Evans	Calgary Roughnecks	Forward																																								
Jordan MacIntosh	Minnesota Swarm	Transition																																								
Kyle Rubisch	Edmonton Rush	Defense																																								
Matt Vinc	Rochester Knighthawks	Goaltender																																								
Player	Team	Position																																								
Callum Crawford	Minnesota Swarm	Forward																																								
Curtis Dickson	Calgary Roughnecks	Forward																																								
John Grant, Jr.	Colorado Mammoth	Forward																																								
Jesse Gamble	Toronto Rock	Transition																																								
Mike Grimes	Washington Stealth	Defense																																								
Brandon Miller	Philadelphia Wings	Goaltender																																								

NATIONAL LACROSSE LEAGUE ALL-ROOKIE TEAM

Player	Position	Team
Joe Resetarits	Calgary Roughnecks	Forward
Joey Cupido	Colorado Mammoth	Transition
Curtis Knight	Edmonton Rush	Forward
Mark Matthews	Edmonton Rush	Forward
Shayne Jackson	Minnesota Swarm	Forward
Kiel Matisz	Minnesota Swarm	Transition

NATIONAL LACROSSE LEAGUE REGULAR SEASON CAREER RECORDS

GAMES PLAYED

Name	No.
John Tavares	280
Shawn Williams	239
Colin Doyle	237
Chris Driscoll	234
Mike Accursi	233
Josh Sanderson	222
Pat McCready	219
Bob Watson	217
Dallas Eliuk	213
Pat O'Toole	204

ASSISTS

Name	No.
John Tavares	887
Colin Doyle	778
Josh Sanderson	746
Shawn Williams	671
John Grant	622
Gavin Prout	621
Dan Dawson	577
Gary Gait	530
Blaine Manning	526
Jim Veltman	493

LOOSE BALLS

Name	No.
Jim Veltman	2417
John Tavares	2091
Pat McCready	1593
Steve Toll	1562
Geoff Snider	1527
Brodie Merrill	1494
Cam Woods	1352
Mark Steenhuis	1299
Phil Sanderson	1266
Gary Gait	1171

FORCED TURNOVERS

Name	No.
Kyle Rubisch	107
Mike Carnegie	63
Brodie Merrill	57
Brett Mydske	56
Mike Grimes	55
Scott Carnegie	54
Jeff Gilbert	53
Rory Smith	52
Chris Corbeil	50
Stephen Hoar	45

GOALTENDER SAVES

Name	No.
Bob Watson	6471
Pat O'Toole	6464
Dallas Eliuk	6356
Steve Dietrich	5514
Matt Disher	4904
Anthony Cosmo	4851
Gee Nash	4328
Rob Blasdell	4287
Brandon Miller	4105
Curtis Palidwor	4075

GOALS

Name	No.
John Tavares	779
Gary Gait	635
John Grant	562
Colin Doyle	484
Shawn Williams	431
Lewis Ratcliff	411
Paul Gait	410
Tom Marechek	399
Josh Sanderson	397
Mike Accursi	386

POINTS

Name	No.
John Tavares	1666
Colin Doyle	1262
John Grant	1184
Gary Gait	1165
Josh Sanderson	1143
Shawn Williams	1102
Dan Dawson	946
Gavin Prout	922
Lewis Ratcliff	889
Blaine Manning	833

FACEOFF WINS

Name	No.
Jamie Hanford	2091
Geoff Snider	1895
Peter Jacobs	1774
Stephen Hoar	1520
Pat Jones	1247
Rodney Tapp	1118
Paul Cantabene	982
Cory Bomberry	917
Gordon Purdie	862
Peter Lough	846

PENALTY MINUTES

Name	No.
Kyle Laverty	625
Geoff Snider	495
Pat McCready	468
Billy Dee Smith	466
Patrick Merrill	452
Dan Ladouceur	428
Eric Martin	418
Cam Woods	410
Scott Evans	397
Thomas Hajek	392

GOALTENDER MINUTES

Name	No.
Bob Watson	10,442
Pat O'Toole	10,285
Dallas Eliuk	9,714
Steve Dietrich	8,339
Anthony Cosmo	7,814
Matt Disher	7,475
Rob Blasdell	6,937
Gee Nash	6,578
Brandon Miller	6,352
Curtis Palidwor	6,350

NLL SINGLE-SEASON RECORDS

GOALS

Name	Team	Year	Goals
Athan Iannucci	Philadelphia	2008	71
Gary Gait	Colorado	2003	61
Gary Gait	Baltimore	1998	57
Gary Gait	Colorado	2004	55
Paul Gait	Washington	2002	54
John Grant	Rochester	2006	54
Chris Gill	Vancouver	2002	53
John Grant	Rochester	2002	52
Roy Colsey	New York	2001	51
John Tavares	Buffalo	2001	51
John Grant	Rochester	2007	51
Mark Steenhuis	Buffalo	2009	51
John Tavares	Buffalo	2009	51

POINTS

Name	Team	Year	Points
John Grant	Colorado	2012	116
John Tavares	Buffalo	2001	115
Paul Gait	Washington	2002	114
Garrett Billings	Toronto	2012	114
Gary Gait	Washington	2002	112
Shawn Evans	Calgary	2013	112
Colin Doyle	Toronto	2005	111
John Grant	Rochester	2007	111
Colin Doyle	San Jose	2009	111
John Tavares	Buffalo	2003	107
Dan Dawson	Arizona	2007	107

FACE-OFFS WON

Name	Team	Year	FOW
Bob Snider	Washington	2012	319
Peter Jacobs	Philadelphia	2005	318
Geoff Snider	Philadelphia	2008	318
Geoff Snider	Calgary	2013	310
Geoff Snider	Philadelphia	2010	295
Jamie Hanford	Colorado	2005	280
Peter Jacobs	Philadelphia	2006	280
Geoff Snider	Calgary	2012	276
Jamie Hanford	Colorado	2007	275
Jamie Hanford	Colorado	2003	271

ASSISTS

Name	Team	Year	Assists
Garrett Billings	Toronto	2012	82
Shawn Evans	Calgary	2013	80
Dan Dawson	Philadelphia	2012	78
Dan Dawson	Boston	2009	74
Josh Sanderson	Calgary	2009	74
Colin Doyle	San Jose	2009	73
Josh Sanderson	Toronto	2005	71
Josh Sanderson	Calgary	2010	70
Garrett Billings	Toronto	2013	70
Colin Doyle	Toronto	2005	69
Josh Sanderson	Toronto	2006	69

LOOSE BALLS

Name	Team	Year	LBS
Geoff Snider	Philadelphia	2010	245
Geoff Snider	Philadelphia	2008	244
Geoff Snider	Calgary	2013	235
Geoff Snider	Calgary	2012	232
Jim Veltman	Toronto	2006	226
Geoff Snider	Philadelphia	2009	220
Brodie Merrill	Portland	2009	216
Brodie Merrill	Portland	2006	214
Brodie Merrill	Portland	2008	211
Jim Veltman	Toronto	2003	207

FORCED TURNOVERS (Since 2011)

Name	Team	Year	FTO
Kyle Rubisch	Edmonton	2013	44
Kyle Rubisch	Edmonton	2012	43
Brodie Merrill	Edmonton	2011	30
Brett Mydske	Edmonton	2013	28
Mike Grimes	Washington	2011	27
Geoff Snider	Calgary	2013	27
Jeff Gilbert	Minnesota	2012	26
Scott Carnegie	Calgary	2013	26
Mike Carnegie	Calgary	2011	25
Stephen Hoar	Toronto	2011	25
Andrew Suior	Minnesota	2012	25

PENALTY MINUTES

Name	Team	Year	Minutes
Rory Smith	Orlando	2010	104
Geoff Snider	Philadelphia	2008	103
Brian Reese	Washington	2002	98
Eric Martin	San Jose	2009	89
Travis Hill	Minnesota	2008	86
Tony Millon	Syracuse	2000	84
Kyle Laverty	Rochester	2009	83
Scott Evans	Rochester	2010	79
Geoff Snider	Philadelphia	2010	79
Cam Woods	Toronto	2008	78

SAVES

Name	Team	Year	Saves
Matt Vinc	Rochester	2013	662
Rob Blasdell	Albany	2002	644
Curtis Palidwor	Montreal	2002	639
Matt Vinc	New York	2009	609
Matt Vinc	Orlando	2010	609
Dallas Eliuk	Philadelphia	2003	608
Nick Rose	Toronto	2013	607
Matt King	Calgary	2002	603
Chris Levis	Colorado	2012	603
Brandon Miller	Chicago	2007	602

NLL YEAR-BY-YEAR STANDINGS

2013 REGULAR SEASON

East							
Team	W	L	PCT	GB	GF	GA	Division
Toronto	10	6	0.625	-	194	176	5-4
Rochester	8	8	0.5	2	179	165	5-5
Philadelphia	7	9	0.438	3	170	207	5-4
Buffalo	6	10	0.375	4	171	211	4-6

West							
Team	W	L	PCT	GB	GF	GA	Division
Calgary	9	7	0.563	-	222	211	8-4
Washington	9	7	0.563	-	193	192	6-5
Edmonton	9	7	0.563	-	203	170	5-6
Colorado	7	9	0.438	2	185	202	4-6
Minnesota	7	9	0.438	2	219	202	4-6

PLAYOFFS

Divisional Round

Opponents	Score	Arena	Attendance
Rochester d. Philadelphia	10-8	Blue Cross Arena	5,963
Washington d. Edmonton	12-11	Comcast Arena	3,022
Calgary d. Colorado	15-10	Scotiabank Saddledome	8,726
Minnesota d. Toronto	20-11	Air Canada Centre	9,066

Divisional Finals

Opponents	Score	Arena	Attendance
Rochester d. Minnesota	12-10	Blue Cross Arena	5,093
Washington d. Calgary	14-13	Scotiabank Saddledome	9,583

2013 CHAMPIONSHIP GAME

Opponents	Score	Arena	Attendance
Rochester d. Washington	11-10	Langley Events Center	5,200

2012 REGULAR SEASON

East							
Team	W	L	PCT	GB	GF	GA	Division
Toronto	9	7	0.563	-	198	196	5-4
Rochester	7	9	0.438	2	191	197	4-5
Philadelphia	7	9	0.438	2	176	207	4-5
Buffalo	7	9	0.438	2	198	204	5-4

West							
Team	W	L	PCT	GB	GF	GA	Division
Calgary	12	4	0.75	-	216	170	9-2
Colorado	11	5	0.688	1	217	201	6-4
Minnesota	9	7	0.563	3	202	190	5-5
Edmonton	6	10	0.375	6	167	175	4-7
Washington	4	12	0.25	8	179	204	2-8

PLAYOFFS

Divisional Round

Opponents	Score	Arena	Attendance
Rochester d. Philadelphia	14-13	Blue Cross Arena	5,176
Toronto d. Buffalo	7-6	Air Canada Centre	9,472
Minnesota d. Colorado	14-10	Pepsi Center	14,152
Edmonton d. Calgary	19-11	Scotiabank Saddledome	11,161

Divisional Finals

Opponents	Score	Arena	Attendance
Rochester d. Toronto	17-13	Air Canada Centre	9,384
Edmonton d. Minnesota	15-3	Xcel Energy Center	6,491

2012 CHAMPIONSHIP GAME

Opponents	Score	Arena	Attendance
Rochester d. Edmonton	9-6	Blue Cross Arena	9,277

2011 REGULAR SEASON

East							
Team	W	L	PCT	GB	GF	GA	Division
Buffalo	10	6	0.625	-	169	159	8-4
Toronto	10	6	0.625	-	187	168	7-4
Rochester	10	6	0.625	-	176	159	6-6
Boston	8	8	0.5	2	166	155	5-6
Philadelphia	5	11	0.313	5	143	179	3-9

West							
Team	W	L	PCT	GB	GF	GA	Division
Calgary	11	5	0.688	-	198	181	8-4
Minnesota	8	8	0.5	3	187	180	7-3
Washington	8	8	0.5	3	203	198	6-6
Colorado	5	11	0.313	6	151	172	4-8
Edmonton	5	11	0.313	6	175	204	4-8

PLAYOFFS

Divisional Semifinals

Opponents	Score	Arena	Attendance
Buffalo d. Boston	11-10	HSBC Arena	11,273
Toronto d. Rochester	10-8	Air Canada Centre	10,228
Calgary d. Colorado	10-6	Scotiabank Saddledome	10,092
Washington d. Minnesota	14-8	Xcel Energy Center	5,878

Divisional Finals

Opponents	Score	Arena	Attendance
Toronto d. Buffalo	12-11	HSBC Arena	12,349
Washington d. Calgary	10-8	Scotiabank Saddledome	10,125

2011 CHAMPIONSHIP GAME

Opponents	Score	Arena	Attendance
Toronto d. Washington	8-7	Air Canada Centre	14,488

2010 REGULAR SEASON

East										
Team	W	L	GB	PCT	GF	GA	Home	Away		
Orlando	11	5	--	.688	172	154	5-3	6-2		
Toronto	9	7	2	.562	197	156	6-2	3-5		
Buffalo	8	8	3	.500	169	170	4-4	4-4		
Boston	8	8	3	.500	161	162	5-3	3-5		
Rochester	7	9	4	.438	155	181	4-4	3-5		
Philadelphia	5	11	6	.312	168	194	3-5	2-6		

West										
Team	W	L	GB	PCT	GF	GA	Home	Away		
Washington	11	5	--	.688	211	179	6-2	5-3		
Calgary	10	6	1	.625	193	169	5-3	5-3		
Edmonton	10	6	1	.625	186	201	5-3	5-3		
Minnesota	5	11	6	.312	189	201	3-5	2-6		
Colorado	4	12	7	.250	167	201	0-8	4-4		

PLAYOFFS

Divisional Semifinals

Opponents	Score	Arena	Attendance
Orlando d. Boston	12-11	Amway Arena	4,205
Toronto d. Buffalo	13-11	Air Canada Centre	9,367
Washington d. Minnesota	14-10	Comcast Arena	3,268
Edmonton d. Calgary	11-7	Pengrowth Saddledome	10,388

Divisional Finals

Opponents	Score	Arena	Attendance
Toronto d. Orlando	15-10	Amway Arena	4,651
Washington d. Edmonton	12-11 OT	Key Arena	4,242

2010 CHAMPIONSHIP GAME

Opponents	Score	Arena	Attendance
Washington d. Toronto	15-11	Comcast Arena	8,609

NLL YEAR-BY-YEAR STANDINGS

2009 REGULAR SEASON

East									
Team	W	L	GB	PCT	GF	GA	Home	Away	
Buffalo	10	6	--	.625	223	170	5-3	5-3	
Boston	10	6	--	.625	181	168	4-4	6-2	
New York	10	6	--	.625	190	180	5-3	5-3	
Rochester	7	9	3	.438	169	197	6-2	1-7	
Philadelphia	7	9	3	.438	188	193	4-4	3-5	
Toronto	6	10	4	.375	194	218	3-5	3-5	
West									
Team	W	L	GB	PCT	GF	GA	Home	Away	
Calgary	12	4	--	.750	206	167	5-3	7-1	
Portland	9	7	3	.563	181	177	4-4	5-3	
San Jose	7	9	5	.438	200	185	5-3	2-6	
Colorado	7	9	5	.438	174	198	4-4	3-5	
Minnesota	6	10	6	.375	141	197	2-6	4-4	
Edmonton	5	11	7	.313	159	200	4-4	1-7	

PLAYOFFS

Divisional Semifinals

Opponents	Score	Arena	Attendance
New York d. Rochester	11-10	Madison Square Garden	4,878
San Jose d. Portland	20-16	Rose Garden	6,053
Buffalo d. Boston	11-8	HSBC Arena	13,343
Calgary d. Colorado	15-8	Pengrowth Saddledome	9,760

Divisional Finals

Opponents	Score	Arena	Attendance
New York d. Buffalo	9-3	Prudential Center	5,644
Calgary d. San Jose	17-5	Pengrowth Saddledome	9,639

2009 CHAMPIONSHIP GAME

Opponents	Score	Arena	Attendance
Calgary d. New York	12-10	Pengrowth Saddledome	13,0

2008 REGULAR SEASON

East									
Team	W	L	GB	PCT	GF	GA	Home	Away	
Buffalo	10	6	--	.625	203	174	7-2	3-4	
Minnesota	10	6	--	.625	199	196	6-2	4-4	
New York	10	6	--	.625	197	186	5-1	5-5	
Philadelphia	10	6	--	.625	225	220	7-1	3-5	
Rochester	8	8	2	.500	197	171	4-4	4-4	
Toronto	7	9	3	.438	172	174	4-5	3-4	
Chicago	6	10	4	.375	176	212	3-5	3-5	
West									
Team	W	L	GB	PCT	GF	GA	Home	Away	
San Jose	12	4	--	.750	185	172	4-4	5-3	
Colorado	9	7	3	.563	184	167	6-2	3-5	
Calgary	9	7	3	.563	183	178	5-3	2-6	
Portland	9	7	3	.563	179	194	3-5	3-5	
Edmonton	6	10	6	.375	141	197	3-5	1-7	

PLAYOFFS

Divisional Semifinals

Opponents	Score	Arena	Attendance
Buffalo d. Philadelphia	14-12	HSBC Arena	9,344
New York d. Minnesota	11-8	Xcel Energy Center	11,088
Calgary d. Colorado	15-13	Pepsi Center	15,554
Portland d. San Jose	18-16	San Jose HP Pavilion	2,697

Divisional Finals

Opponents	Score	Arena	Attendance
Buffalo d. New York	19-12	HSBC Arena	11,012
Portland d. Calgary	16-12	Pengrowth Saddledome	9,327

2008 CHAMPIONSHIP GAME

Opponents	Score	Arena	Attendance
Buffalo d. Portland	14-13	HSBC Arena	18,690

2007 REGULAR SEASON

East									
Team	W	L	GB	PCT	GF	GA	Home	Away	
Rochester	14	2	--	.875	249	194	8-0	6-2	
Buffalo	10	6	4	.625	207	188	6-2	4-4	
Minnesota	9	7	5	.563	200	207	4-4	5-3	
Toronto	6	10	8	.375	187	183	3-5	3-5	
Chicago	6	10	8	.375	176	191	4-4	2-6	
Philadelphia	6	10	8	.375	178	186	4-4	2-6	
New York	4	12	10	.250	195	233	3-5	1-7	
West									
Team	W	L	GB	PCT	GF	GA	Home	Away	
Colorado	12	4	--	.750	209	179	7-1	5-3	
Calgary	9	7	3	.563	219	202	4-4	5-3	
Arizona	9	7	3	.563	188	181	6-2	3-5	
San Jose	9	7	3	.563	181	170	4-4	5-3	
Edmonton	6	10	6	.375	160	189	4-4	2-6	
Portland	4	12	8	.250	153	199	3-5	1-7	

PLAYOFFS

Divisional Semifinals

Opponents	Score	Arena	Attendance
Rochester d. Toronto	10-6	Blue Cross Arena	7,003
Buffalo d. Minnesota	14-8	HSBC Arena	9,003
Arizona d. Calgary	13-9	Pengrowth Saddledome	10,057
San Jose d. Colorado	15-14	Pepsi Center	16,309

Divisional Finals

Opponents	Score	Arena	Attendance
Rochester d. Buffalo	14-13	Blue Cross Arena	8,558
Arizona d. San Jose	9-7	Jobing.com Arena	6,924

2007 CHAMPIONSHIP GAME

Opponents	Score	Arena	Attendance
Rochester d. Arizona	13-11	Jobing.com Arena	9,796

2006 REGULAR SEASON

East									
Team	W	L	GB	PCT	GF	GA	Home	Away	
Buffalo	11	5	--	.688	193	167	6-2	5-3	
Rochester	9	7	2	.563	196	180	6-2	3-5	
Toronto	8	8	3	.500	182	179	5-3	3-5	
Minnesota	8	8	3	.500	158	171	3-5	5-3	
Philadelphia	8	8	3	.500	184	184	5-3	3-5	
West									
Team	W	L	GB	PCT	GF	GA	Home	Away	
Portland	11	5	--	.688	188	177	5-3	6-2	
Colorado	10	6	1	.625	200	172	6-2	4-4	
Calgary	9	7	2	.563	183	178	4-4	5-3	
Arizona	8	8	3	.500	198	199	4-4	4-4	
San Jose	5	11	6	.313	151	174	3-5	2-6	
Edmonton	1	15	10	.063	150	202	0-8	1-7	

PLAYOFFS

Divisional Semifinals

Opponents	Score	Arena	Attendance
Buffalo d. Minnesota	11-10	HSBC Arena	8,110
Rochester d. Toronto	16-8	Blue Cross Arena	7,295
Arizona d. Portland	14-11	Rose Garden	10,843
Colorado d. Calgary	18-17 (OT)	Pepsi Center	13,426

Divisional Finals

Opponents	Score	Arena	Attendance
Buffalo d. Rochester	15-10	HSBC Arena	10,897
Colorado d. Arizona	13-12	Pepsi Center	12,537

2006 CHAMPIONSHIP GAME

Opponents	Score	Arena	Attendance
Colorado d. Buffalo	16-9	HSBC Arena	16,109

NLL YEAR-BY-YEAR STANDINGS

2005 REGULAR SEASON

East								
Team	W	L	PCT	GB	GF	GA	Home	Away
Toronto	12	4	.750	---	227	190	6-2	6-2
Buffalo	11	5	.688	1	217	183	5-3	6-2
Rochester	10	6	.625	2	193	179	5-3	5-3
Philadelphia	6	10	.375	6	213	218	3-5	3-5
Minnesota	5	11	.313	7	188	231	2-6	3-5

West								
Team	W	L	PCT	GB	GF	GA	Home	Away
Calgary	10	6	.625	---	216	208	6-2	4-4
Arizona	9	7	.563	1	209	209	5-3	4-4
Colorado	8	8	.500	2	201	182	5-3	3-5
Anaheim	5	11	.313	5	175	212	2-6	3-5
San Jose	4	12	.250	6	170	197	2-6	2-6

PLAYOFFS

Divisional Semifinals

Opponents	Score	Arena	Attendance
Arizona d. Colorado	16-13	Glendale Arena	5,549
Rochester d. Buffalo	19-14	HSBC Arena	10,014

Divisional Finals

Opponents	Score	Arena	Attendance
Toronto d. Rochester	12-10	Air Canada Centre	17,289
Arizona d. Calgary	19-15	Pengrowth Saddledome	11,468

2005 CHAMPIONSHIP GAME

Opponents	Score	Arena	Attendance
Toronto d. Arizona	19-13	Air Canada Centre	19,432

2004 REGULAR SEASON

East								
Team	W	L	PCT	GB	GF	GA	Home	Away
Toronto	10	6	.625	---	202	176	5-3	5-3
Rochester	8	8	.500	2	173	186	6-2	2-6
Buffalo	8	8	.500	2	205	198	4-4	4-4
Philadelphia	7	9	.438	3	192	198	3-5	4-4

West								
Team	W	L	PCT	GB	GF	GA	Home	Away
Colorado	13	3	.813	---	223	173	7-1	6-2
San Jose	11	5	.688	2	204	201	7-1	4-4
Calgary	10	6	.667	3	214	187	4-4	6-2
Arizona	7	9	.438	6	200	208	6-2	1-7
Vancouver	5	11	.313	8	183	213	3-5	2-6
Anaheim	1	15	.063	12	171	227	1-7	0-8

PLAYOFFS

Divisional Semifinals

Opponents	Score	Arena	Attendance
Buffalo d. Rochester	13-9	Blue Cross Arena	7,029
Calgary d. San Jose	15-14	HP Pavilion	4,874

Divisional Finals

Opponents	Score	Arena	Attendance
Calgary d. Colorado	13-11	Pepsi Center	14,283
Buffalo d. Toronto	19-10	Air Canada Centre	14,618

2004 CHAMPIONSHIP GAME

Opponents	Score	Arena	Attendance
Calgary d. Buffalo	14-11	Pengrowth Saddledome	19,289

2003 REGULAR SEASON

North								
Team	W	L	PCT	GB	GF	GA	Home	Away
Toronto	11	5	.688	---	195	164	6-2	5-3
Calgary	9	7	.562	2	209	207	6-2	3-5
Vancouver	9	7	.562	2	208	196	5-3	4-4
Ottawa	4	12	.250	7	174	214	3-5	1-7

Central								
Team	W	L	PCT	GB	GF	GA	Home	Away
Rochester	12	4	.750	---	214	173	6-2	6-2
Buffalo	12	4	.750	---	231	188	8-0	4-4
Albany	8	8	.500	4	198	191	4-4	4-4
Columbus	8	8	.500	4	184	203	4-4	4-4

East								
Team	W	L	GB	PCT	GF	GA	Home	Away
Colorado	9	7	.562	---	226	223	6-2	3-5
Philadelphia	8	8	.500	1	203	209	6-2	2-6
New Jersey	3	13	.188	6	187	220	2-6	1-7
New York	3	13	.188	6	198	239	3-5	0-8

PLAYOFFS

Divisional Semifinals

Opponents	Score	Arena	Attendance
Buffalo d. Calgary	16-9	HSBC Arena	6,761
Colorado d. Vancouver	15-12	Pepsi Center	17,129

Divisional Finals

Opponents	Score	Arena	Attendance
Toronto d. Colorado	15-11	Air Canada Centre	16,733
Rochester d. Buffalo	16-13	Blue Cross Arena	8,834

2003 CHAMPIONSHIP GAME

Opponents	Score	Arena	Attendance
Toronto d. Rochester	8-6	Blue Cross Arena	11,051

2002 REGULAR SEASON

North								
Team	W	L	PCT	GB	GF	GA	Home	Away
Toronto	11	5	.688	---	223	176	8-0	3-5
Vancouver	10	6	.625	1	236	191	6-2	4-4
Calgary	4	12	.250	7	224	264	2-6	2-6
Ottawa	4	12	.250	7	202	245	1-7	3-5

Central								
Team	W	L	PCT	GB	GF	GA	Home	Away
Albany	14	2	.875	---	250	194	7-1	7-1
Rochester	13	3	.813	1	258	200	8-0	5-3
Buffalo	8	8	.500	6	208	212	4-4	4-4
Montreal	8	8	.500	6	236	225	4-4	4-4
Columbus	5	11	.313	9	198	230	2-6	3-5

East								
Team	W	L	GB	PCT	GF	GA	Home	Away
Washington	9	7	.563	---	253	233	6-2	3-5
Philadelphia	8	8	.500	1	222	237	6-2	2-6
New Jersey	5	11	.313	4	178	232	2-6	3-5
New York	5	11	.313	4	200	249	3-5	2-6

PLAYOFFS

Divisional Semifinals

Opponents	Score	Arena	Attendance
Washington d. Philadelphia	12-11	First Union Center	10,041
Rochester d. Vancouver	11-10 (OT)	Blue Cross Arena	8,266

Divisional Finals

Opponents	Score	Arena	Attendance
Toronto d. Washington	12-11 (OT)	Air Canada Centre	14,442
Albany d. Rochester	14-10	Pepsi Arena	5,074

2002 CHAMPIONSHIP GAME

Opponents	Score	Arena	Attendance
Toronto d. Albany	13-12	Pepsi Arena	9,289

NLL YEAR-BY-YEAR STANDINGS

2001 REGULAR SEASON

Team	W	L	PCT	GB	GF	GA	Home	Away
Toronto	11	3	.786	--	168	125	6-1	5-2
Philadelphia	10	4	.714	1	205	177	6-1	4-3
Rochester	10	4	.714	1	198	159	6-1	4-3
Washington	9	5	.643	2	226	204	4-3	5-2
Buffalo	8	6	.571	3	248	218	4-3	4-3
New York	6	8	.429	5	179	181	3-4	3-4
Albany	5	9	.357	6	152	169	3-4	2-5
Columbus	3	11	.214	8	134	201	1-6	2-5
Ottawa	1	13	.071	10	144	220	0-7	1-6

PLAYOFFS

Opponents	Score	Arena	Attendance
Philadelphia d. Rochester	12-11	First Union Center	10,259
Toronto d. Washington	10-9	Air Canada Centre	14,442

2001 CHAMPIONSHIP GAME

Opponents	Score	Arena	Attendance
Philadelphia d. Toronto	9-8	Air Canada Centre	19,409

2000 REGULAR SEASON

Team	W	L	PCT	GB	GF	GA	Home	Away
Toronto	9	3	.750	--	162	130	5-1	4-2
Buffalo	8	4	.667	1	202	194	5-1	3-3
Rochester	8	4	.667	1	187	149	5-1	3-3
Philadelphia	7	5	.583	2	172	165	4-2	3-3
Albany	6	6	.500	3	169	160	4-2	2-4
Pittsburgh	6	6	.500	3	184	164	4-2	2-4
New York	3	9	.250	6	152	194	2-4	1-5
Syracuse	1	11	.083	8	135	207	1-5	0-6

PLAYOFFS

Opponents	Score	Arena	Attendance
Toronto d. Philadelphia	14-10	Maple Leaf Gardens	10,561
Rochester d. Buffalo	15-11	HSBC Arena	7,873

2000 CHAMPIONSHIP GAME

Opponents	Score	Arena	Attendance
Toronto d. Rochester	14-13	Maple Leaf Gardens	14,211

1999 REGULAR SEASON

Team	W	L	PCT	GB	GF	GA	Home	Away
Toronto	9	3	.750	--	157	139	6-0	3-3
Baltimore	8	4	.667	1	211	175	5-1	3-3
Rochester	8	4	.667	1	169	160	4-2	4-2
Philadelphia	5	7	.417	4	153	153	4-2	1-5
New York	5	7	.417	4	149	156	2-4	3-3
Buffalo	4	8	.333	5	158	177	1-5	3-3
Syracuse	3	9	.250	6	161	198	3-3	0-6

PLAYOFFS

Opponents	Score	Arena	Attendance
Toronto d. Philadelphia	13-2	Maple Leaf Gardens	12,026
Rochester d. Baltimore	14-12	Baltimore Arena	6,325

1999 CHAMPIONSHIP GAME

Opponents	Score	Arena	Attendance
Toronto d. Rochester	13-10	Maple Leaf Gardens	15,691

1998 REGULAR SEASON

Team	W	L	PCT	GB	GF	GA	Home	Away
Philadelphia	9	3	.750	--	166	148	3-3	6-0
Baltimore	8	4	.667	1	184	160	4-2	4-2
Rochester	6	6	.500	3	168	159	3-3	3-3
Buffalo	6	6	.500	3	166	171	4-2	2-4
Ontario	6	6	.500	3	165	157	4-2	2-4
New York	5	7	.417	4	167	165	3-3	2-4
Syracuse	2	10	.167	7	163	219	2-4	0-6

PLAYOFFS

Opponents	Score	Arena	Attendance
Philadelphia d. Buffalo	17-12	CoreStates Center	9,795
Baltimore d. Rochester	15-14	Baltimore Arena	3,427

1998 CHAMPIONSHIP SERIES (BEST OF 3)

Opponents	Score	Arena	Attendance
Philadelphia d. Baltimore	16-12	CoreStates Center	9,860
Philadelphia d. Baltimore	17-12	Baltimore Arena	3,137

1997 REGULAR SEASON

Team	W	L	PCT	GB	GF	GA	Home	Away
Philadelphia	7	3	.700	--	137	115	3-2	4-1
New York	6	4	.600	1	134	127	4-1	2-3
Buffalo	6	4	.600	1	158	153	3-2	3-2
Rochester	5	5	.500	2	156	136	2-3	3-2
Boston	4	6	.400	3	120	135	3-2	1-4
Baltimore	2	8	.200	5	125	165	1-4	1-4

PLAYOFFS

Opponents	Score	Arena	Attendance
Rochester d. Philadelphia	15-13	CoreStates Center	9,372
Buffalo d. New York	19-10	Marine Midland Arena	12,115

1997 CHAMPIONSHIP GAME

Opponents	Score	Arena	Attendance
Rochester d. Buffalo	15-12	Marine Midland Arena	18,055

1996 REGULAR SEASON

Team	W	L	PCT	GB	GF	GA	Home	Away
Buffalo	8	2	.800	--	172	127	3-2	5-0
Philadelphia	8	2	.800	--	165	114	4-1	4-1
Boston	6	4	.600	2	146	113	4-1	2-3
Rochester	6	4	.600	2	148	137	4-1	2-3
Baltimore	4	6	.400	4	144	163	3-2	1-4
New York	3	7	.300	5	125	144	2-3	1-4
Charlotte	0	10	.000	8	85	186	0-5	0-5

PLAYOFFS

Opponents	Score	Arena	Attendance
Buffalo d. Rochester	18-10	Memorial Auditorium	14,435
Philadelphia d. Boston	10-8	Spectrum	12,092

1996 CHAMPIONSHIP GAME

Opponents	Score	Arena	Attendance
Buffalo d. Philadelphia	15-10	Memorial Auditorium	16,230

NLL YEAR-BY-YEAR STANDINGS

1995 REGULAR SEASON

Team	W	L	PCT	GB	GF	GA	Home	Away
Philadelphia	7	1	.875	--	115	94	4-0	3-1
Boston	5	3	.625	2	93	91	2-2	3-1
Rochester	4	4	.500	3	97	94	3-1	1-3
Buffalo	3	5	.375	4	109	108	2-2	1-3
Baltimore	3	5	.375	4	98	117	2-2	1-3
New York	2	6	.250	5	83	93	1-3	1-3

PLAYOFFS

Opponents	Score	Arena	Attendance
Philadelphia d. Buffalo	19-16	Memorial Auditorium	10,557
Rochester d. Boston	10-8	War Memorial	7,024

1995 CHAMPIONSHIP GAME

Opponents	Score	Arena	Attendance
Philadelphia d. Rochester	15-14 (OT)	Spectrum	14,824

1994 REGULAR SEASON

National Division

Team	W	L	PCT	GB	GF	GA	Home	Away
Buffalo	6	2	.714	--	121	99	3-1	3-1
Detroit	5	3	.625	1	94	95	3-1	2-2
Boston	4	4	.500	2	93	91	1-3	3-1

American Division

Team	W	L	PCT	GB	GF	GA	Home	Away
Philadelphia	6	2	.714	--	127	89	4-0	2-2
New York	2	6	.250	4	81	102	2-2	0-4
Baltimore	1	7	.125	5	93	133	1-3	0-4

PLAYOFFS

Opponents	Score	Arena	Attendance
Buffalo d. Detroit	16-10	Memorial Auditorium	15,836
Philadelphia d. New York	17-7	Spectrum	10,794

1994 CHAMPIONSHIP GAME

Opponents	Score	Arena	Attendance
Philadelphia d. Buffalo	26-15	Memorial Auditorium	16,284

1993 REGULAR SEASON

National Division

Team	W	L	PCT	GB	GF	GA	Home	Away
Buffalo	8	0	1.000	--	143	108	4-0	4-0
Detroit	3	5	.375	5	109	122	2-2	1-3
Boston	2	6	.250	6	93	108	2-2	0-4
Pittsburgh	1	7	.125	7	97	108	1-3	0-4

American Division

Team	W	L	PCT	GB	GF	GA	Home	Away
Philadelphia	7	1	.875	--	121	86	4-0	3-1
New York	5	3	.625	2	88	89	3-1	2-2
Baltimore	2	6	.250	5	122	147	1-3	1-3

PLAYOFFS

Divisional Semifinals

Opponents	Score	Arena	Attendance
Boston d. Detroit	18-5	Boston Garden	3,182
New York d. Baltimore	10-9	Nassau Coliseum	5,877

Divisional Finals

Opponents	Score	Arena	Attendance
Buffalo d. Boston	12-10	Memorial Auditorium	16,325
Philadelphia d. New York	17-9	Spectrum	13,380

1993 CHAMPIONSHIP GAME

Opponents	Score	Arena	Attendance
Buffalo d. Philadelphia	13-12	Memorial Auditorium	16,325

1992 REGULAR SEASON

National Division

Team	W	L	PCT	GB	GF	GA	Home	Away
Detroit	6	2	.750	--	140	107	2-2	4-0
Buffalo	5	3	.625	1	161	125	2-2	3-1
Boston	3	5	.375	3	101	116	2-2	1-3
Pittsburgh	3	5	.375	3	97	121	2-2	1-3

American Division

Team	W	L	PCT	GB	GF	GA	Home	Away
New York	5	3	.625	--	104	101	3-1	2-2
Philadelphia	3	5	.375	2	106	109	1-3	2-2
Baltimore	3	5	.375	2	117	147	2-2	1-3

PLAYOFFS

Divisional Semifinals

Opponents	Score	Arena	Attendance
Buffalo d. Boston	22-16	Memorial Auditorium	15,603
Philadelphia d. Baltimore	14-12	Spectrum	10,185

Divisional Finals

Opponents	Score	Arena	Attendance
Buffalo d. Detroit	19-16	Joe Louis Arena	4,136
Philadelphia d. New York	8-6	Nassau Coliseum	9,678

1992 CHAMPIONSHIP GAME

Opponents	Score	Arena	Attendance
Buffalo d. Philadelphia	11-10 (OT)	Spectrum	13,572

1991 REGULAR SEASON

National Division

Team	W	L	PCT	GB	GF	GA	Home	Away
Detroit	8	2	.800	--	184	136	4-1	4-1
Pittsburgh	3	7	.300	5	125	158	1-4	2-3
New England	3	7	.300	5	109	136	2-3	1-4

American Division

Team	W	L	PCT	GB	GF	GA	Home	Away
Baltimore	6	4	.600	--	156	157	3-2	3-2
New York	5	5	.500	1	146	131	3-2	2-3
Philadelphia	5	5	.500	1	129	131	3-2	2-3

1991 CHAMPIONSHIP GAME

Opponents	Score	Arena	Attendance
Detroit d. Baltimore	14-12	Baltimore Arena	10,814

1990 REGULAR SEASON

Team	W	L	PCT	GB	GF	GA	Home	Away
New England	6	2	.750	--	98	80	3-1	3-1
Philadelphia	6	2	.750	--	89	82	3-1	3-1
New York	4	4	.500	2	77	78	1-3	3-1
Baltimore	4	4	.500	2	96	95	2-2	2-2
Pittsburgh	3	5	.375	3	86	86	2-2	1-3
Detroit	1	7	.125	5	89	111	1-3	0-4

PLAYOFFS

Opponents	Score	Arena	Attendance
Philadelphia d. New York	9-8	Spectrum	13,552

1990 NLL CHAMPIONSHIP GAME

Opponents	Score	Arena	Attendance
Phil. d. New England	17-7	Worcester Centrum	11,479

NLL YEAR-BY-YEAR STANDINGS

1989 REGULAR SEASON

Team	W	L	PCT	GB	GF	GA	Home	Away
Philadelphia	6	2	.750	--	122	96	4-0	2-2
Detroit	6	2	.750	--	104	87	3-1	3-1
New York	6	2	.750	--	103	87	2-2	4-0
Baltimore	4	4	.500	2	99	96	1-3	3-1
New England	1	7	.125	5	70	110	0-4	1-3
Washington	1	7	.125	5	80	102	0-4	1-3

PLAYOFFS

Opponents	Score	Arena	Attendance
New York d. Detroit	9-8 (2OT)	Joe Louis Arena	8,319

Philadelphia Receives Bye

1990 NLL CHAMPIONSHIP GAME

Opponents	Score	Arena	Attendance
Philadelphia d. New York	11-10	Spectrum	16,042

1988 REGULAR SEASON

Team	W	L	PCT	GB	GF	GA	Home	Away
Washington	6	2	.750	--	121	119	4-0	2-2
New Jersey	5	3	.625	1	127	112	3-1	2-2
Philadelphia	3	5	.375	3	97	90	2-2	1-3
Baltimore	2	6	.250	4	98	122	2-2	0-4

PLAYOFFS

Opponents	Score	Arena	Attendance
New Jersey d. Philadelphia	12-10	Meadowlands Arena	4,118

Washington Receives Bye

1988 NLL CHAMPIONSHIP GAME

Opponents	Score	Arena	Attendance
New Jersey d. Washington	17-16	Capital Centre	8,215

1987 REGULAR SEASON

Team	W	L	PCT	GB	GF	GA	Home	Away
New Jersey	5	1	.833	--	88	75	3-0	2-1
Philadelphia	3	3	.500	2	86	82	2-1	1-2
Washington	2	4	.333	3	83	97	1-2	1-2
Baltimore	2	4	.333	3	79	82	1-2	1-2

PLAYOFFS

Opponents	Score	Arena	Attendance
Baltimore d. New Jersey	14-9	Meadowlands Arena	9,015
Washington d. Philadelphia	20-15	Spectrum	8,027

1987 NLL CHAMPIONSHIP GAME

Opponents	Score	Arena	Attendance
Baltimore d. Washington	11-10	Capital Center	7,019



KNIGHTHAWKS YEAR-BY-YEAR RECORDS

Season	HOME			AWAY			OVERALL			GF	GA	Finished	Playoffs
	GP	W	L	GP	W	L	GP	W	L				
1995	4	3	1	4	1	3	8	4	4	97	94	Third Place	Lost Final
1996	5	4	1	5	2	3	10	6	4	148	137	Tied for Third	Lost Semifinal
1997	5	2	3	5	3	2	10	5	5	156	135	Fourth Place	Champions
1998	6	3	3	6	3	3	12	6	6	168	159	Tied for Third	Lost Semifinal
1999	6	4	2	6	4	2	12	8	4	169	160	Tied for Second	Lost Final
2000	6	5	1	6	3	3	12	8	4	187	149	Third Place	Lost Final
2000-01	7	6	1	7	4	3	14	10	4	198	159	Tied for Second	Lost Semifinal
2001-02	8	8	0	8	5	3	16	13	3	258	200	Second in Division	Lost Semifinal
2002-03	8	6	2	8	6	2	16	12	4	214	173	First overall	Lost Final
2003-04	8	6	2	8	2	6	16	8	8	173	186	Third Place	Lost First Round
2005	8	5	3	8	5	3	16	10	6	193	179	Third Place	Lost Semifinal
2006	8	6	2	8	3	5	16	9	7	196	170	Third Place	Lost Division Final
2007	8	8	0	8	6	2	16	14	2	249	194	First Place	Champions
2008	8	4	4	8	4	4	16	8	8	197	171	Fifth Place	Did not Qualify
2009	8	6	2	8	1	7	16	7	9	169	197	Fourth Place	Lost Semifinal
2010	8	4	4	8	3	5	16	7	9	155	181	Fifth Place	Did not Qualify
2011	8	4	4	8	6	2	16	10	6	176	159	Third Place	Lost Semifinal
2012	8	5	3	8	2	6	16	7	9	191	197	Second Place	Champions
2013	8	3	5	8	5	3	16	8	8	179	165	Second Place	Champions
TOTALS:	135	92	43	135	68	67	270	160	110	3,456	3,173		



ALL-TIME REGULAR SEASON RECORDS VS. OPPONENTS

Team	HOME			AWAY			OVERALL		
	GP	W	L	GP	W	L	GP	W	L
ALBANY	4	3	1	3	3	0	7	6	1
ANAHEIM	0	0	0	2	1	1	2	1	1
ARIZONA	3	2	1	1	0	1	4	2	2
BALTIMORE	5	3	2	4	2	2	9	5	4
BOSTON	2	1	1	3	0	3	5	1	4
Boston	3	2	1	4	2	2	7	4	3
Buffalo	26	16	10	23	12	11	49	28	21
Calgary	4	3	1	3	1	2	7	4	3
CHARLOTTE	1	1	0	1	1	0	2	2	0
CHICAGO	2	1	1	2	2	0	4	3	1
Colorado	3	1	2	7	3	4	10	4	6
COLUMBUS	3	3	0	2	2	0	5	5	0
Edmonton	3	1	2	2	0	2	5	1	4
Minnesota	7	5	2	8	5	3	15	10	5
MONTREAL	1	1	0	1	1	0	2	2	0
NEW YORK	7	4	3	7	5	2	14	9	5
NY TITANS	4	2	2	3	1	2	7	3	4
NEW JERSEY	1	0	1	0	0	0	1	0	1
ONTARIO	1	1	0	1	1	0	2	2	0
Orlando	1	0	1	1	0	1	2	0	2
OTTAWA	1	1	0	2	2	0	3	3	0
Philadelphia	22	16	6	22	12	10	44	28	16
PITTSBURGH	1	1	0	1	1	0	2	2	0
PORTLAND	1	1	0	1	1	0	2	2	0
SAN JOSE	2	1	1	3	2	1	5	3	2
SYRACUSE	3	3	0	3	2	1	6	5	1
Toronto	20	16	4	19	4	15	39	20	19
VANCOUVER	1	0	1	1	1	0	2	1	1
Washington Stealth	2	2	0	3	1	2	5	3	2
WASHINGTON	1	1	0	2	0	2	3	1	2
TOTALS:	135	92	43	135	68	67	270	160	110

ALL-TIME PLAYOFF RECORDS VS. OPPONENTS

Team	HOME			AWAY			OVERALL		
	GP	W	L	GP	W	L	GP	W	L
ARIZONA	0	0	0	1	1	0	1	1	0
ALBANY	0	0	0	1	0	1	1	0	1
BALTIMORE	0	0	0	2	1	1	2	1	1
BOSTON	1	1	0	0	0	0	1	1	0
Buffalo	3	2	1	5	3	2	8	5	3
Edmonton	1	1	0	0	0	0	1	1	0
Minnesota	1	1	0	0	0	0	1	1	0
NY TITANS	0	0	0	1	0	1	1	0	1
Philadelphia	2	2	0	3	1	2	5	3	2
Toronto	3	2	1	5	1	4	8	3	5
VANCOUVER	1	1	0	0	0	0	1	1	0
Washington	0	0	0	1	1	0	1	1	0
TOTALS:	12	10	2	19	8	11	31	18	13

Defunct teams in CAPS

ALL-TIME REGULAR SEASON HIGHS AND LOWS

SCORING				
MOST GOALS SCORED - GAME	24			vs. Columbus, 1/19/02
MOST GOALS SCORED - HALF	14			vs. Toronto, 2/28/09 (First Half); vs. Albany, 11/24/01 (Second Half)
MOST GOALS SCORED - QUARTER	10			vs. Baltimore, 1/14/95 (Fourth Quarter)
MOST GOALS ALLOWED - GAME	23			at Buffalo, 1/16/09
MOST GOALS ALLOWED - HALF	15			at Buffalo, 1/16/09 (Second Half)
MOST GOALS ALLOWED - QUARTER	10			vs. Arizona, 2/24/07 (Second Quarter)
FEWEST GOALS SCORED - GAME	3			at Toronto, 1/23/10
FEWEST GOALS SCORED - HALF	0			at Toronto, 4/05/01 (Second Half); vs. Orlando, 3/13/10 (First Half)
FEWEST GOALS SCORED - QUARTER	0			at Toronto, 4/05/01 (Third & Fourth Quarter); vs. Columbus, 2/24/01 (First Quarter); at Arizona, 3/06/04 (First & Third Quarter); vs. Buffalo, 3/19/05 (First Quarter); vs. Buffalo, 1/28/06 (Fourth Quarter); vs. Toronto, 1/30/10 (Third Quarter)
FEWEST GOALS ALLOWED - GAME	4			vs. Toronto, 2/9/08
LARGEST MARGIN OF VICTORY	15			vs. Columbus, 1/19/02 (24-9)
LARGEST MARGIN OF DEFEAT	17			at Buffalo, 1/16/09
SHOOTING (ON GOAL)				
MOST SHOTS TAKEN - GAME	68			vs. Columbus, 1/19/02
MOST SHOTS TAKEN - QUARTER	29			at Chicago, 3/1/08
MOST SHOTS TAKEN - HALF	41			at Chicago, 3/1/08 (Second Half)
FEWEST SHOTS TAKEN - GAME	31			at Philadelphia, 3/12/05
FEWEST SHOTS TAKEN - QUARTER	3			at Toronto, 1/23/10; at Buffalo, 2/06/04 (First Quarter); at San Jose, 4/08/05 (Fourth Quarter)
FEWEST SHOTS TAKEN - HALF	10			at San Jose, 4/08/05 (First Half)
MOST SHOTS ALLOWED - GAME	72			vs. Boston, 3/01/97
MOST SHOTS ALLOWED - QUARTER	24			vs. Boston, 3/01/97 (Second Quarter); vs. Toronto, 1/13/07 (Second Quarter); at Philadelphia, 1/81/08 (Third Quarter)
MOST SHOTS ALLOWED - HALF	42			vs. Boston, 3/01/97 (First Half)
FEWEST SHOTS ALLOWED - GAME	32			vs. Columbus, 2/24/01
FEWEST SHOTS ALLOWED - QUARTER	2			vs. Minnesota, 4/07/07 (Third Quarter)
FEWEST SHOTS ALLOWED - HALF	14			vs. New York, 1/27/01 (First Half); vs. Columbus, 2/24/01 (Second Half)
PENALTY MINUTES				
MOST PENALTY MINUTES - GAME	102			at Philadelphia, 1/14/12
MOST PENALTY MINUTES - QUARTER	89			at Philadelphia, 1/14/12 (Fourth Quarter)
MOST PENALTY MINUTES - HALF	93			at Philadelphia, 1/14/12 (Second Half)
FEWEST PENALTY MINUTES - GAME	2			vs. Toronto, 1/15/11
MOST PENALTY MINUTES - OPPONENTS - GAME	102			at Philadelphia, 2/01/02
FEWEST PENALTY MINUTES - OPPONENTS - GAME	0			vs. Toronto, 1/15/11
TEAM STREAKS				
LONGEST WINNING STREAK	13			1/20/07 - 1/11/08
LONGEST HOME WINNING STREAK	14			1/27/01 - 3/16/02
LONGEST ROAD WINNING STREAK	6			1/20/07 - 1/11/08
LONGEST LOSING STREAK	4			1/20/95 - 2/18/95; 3/14/98 - 4/11/98; 3/05/04 - 3/13/04; 1/10/09 - 1/24/09; 2/27/210 - 4/3/10
LONGEST HOME LOSING STREAK	4			2/27/10 - 4/3/10
LONGEST ROAD LOSING STREAK	5			2/06/04 - 3/27/04
INDIVIDUAL RECORDS				
MOST GOALS - GAME	9			John Grant at Philadelphia, 2/18/05; John Grant vs. New York, 1/27/07
MOST ASSISTS - GAME	11			Derek Malawsky at Buffalo, 1/05/02
MOST POINTS GAME	15			John Grant vs. New York, 1/27/07 (NLL Record)
PENALTY MINUTES - GAME	34			Tim Burke vs. Ottawa, 2/28/03
MOST SHOTS ON GOAL - GAME	20			John Grant at Albany, 1/12/02; John Grant vs. Minnesota, 4/08/06
MOST SAVES IN A GAME	60			Steve Dietrich at Boston, 3/01/97
INDIVIDUAL STREAKS				
CONSECUTIVE GAME GOAL-SCORING STREAK	53			John Grant (12/15/01 to 1/14/06) 176 goals
CONSECUTIVE GAME ASSIST STREAK	56			John Grant (2/01/02 to 3/25/06) 187 assists
CONSECUTIVE GAME POINT STREAK	140			John Grant (1/08/00 to 4/24/10) 433+461=894
KNIGHTHAWKS WHEN:				
SCORING FIRST GOAL OF GAME	147	59-21	44-23	103-44
ALLOWING FIRST GOAL OF GAME	123	31-23	24-44	55-66
OUTSHOOTING THE OPPONENT	118	47-18	32-21	79-39
WHEN SHOTS ARE TIED	9	5-2	1-1	6-3
WHEN OUTSHOT	143	38-25	36-41	74-69
LEADING ENTERING SECOND HALF	133	62-11	48-12	110-23
TIED ENTERING SECOND HALF	31	7-6	6-12	13-18
BEHIND ENTERING SECOND HALF	106	22-26	15-43	37-69
INVOLVED IN ONE GOAL GAMES	74	18-15	20-21	38-36

ALL-TIME PLAYOFF HIGHS AND LOWS

SCORING

MOST GOALS SCORED - GAME	19	at Buffalo, 4/23/05
MOST GOALS SCORED - QUARTER	10	vs. Toronto, 4/22/06
MOST GOALS ALLOWED-GAME	18	at Buffalo, 4/06/96
MOST GOALS ALLOWED - QUARTER	8	at Philadelphia, 4/08/95 (Third Quarter)
LARGEST MARGIN OF VICTORY	8	vs. Toronto, 4/22/06 (16-8)
LARGEST MARGIN OF DEFEAT	8	at Buffalo, 4/06/96 (10-18)

SHOOTING (ON GOAL)

MOST SHOTS TAKEN - GAME	66	vs. Buffalo, 4/27/07
MOST SHOTS TAKEN - QUARTER	26	at Arizona, 5/12/07 (Second Quarter) (Team Record)
MOST SHOTS TAKEN - HALF	37	at Arizona, 5/12/07 (First Half) (Team Record)
FEWEST SHOTS TAKEN - GAME	35	vs. Boston, 3/26/95
FEWEST SHOTS TAKEN - QUARTER	5	at Baltimore, 4/17/99 (Fourth Quarter); vs. Edmonton, 5/19/12 (Second Quarter)
FEWEST SHOTS TAKEN - HALF	11	vs. Edmonton, 5/19/12 (Second Half)
MOST SHOTS ALLOWED - GAME	66	at Buffalo, 4/12/97
MOST SHOTS ALLOWED - QUARTER	21	vs. Toronto, 4/20/07 (Fourth Quarter)
MOST SHOTS ALLOWED - HALF	38	vs. Buffalo, 4/26/03 (First Half)
FEWEST SHOTS ALLOWED - GAME	36	vs. Toronto, 5/03/03
FEWEST SHOTS ALLOWED - QUARTER	5	vs. Toronto, 5/03/03 (Fourth Quarter)
FEWEST SHOTS ALLOWED - HALF	14	vs. Toronto, 5/03/03 (Second Half)

PENALTY MINUTES

MOST PENALTY MINUTES - GAME	37	at New York, 4/1/09
MOST PENALTY MINUTES - QUARTER	19	at New York, 4/1/09 (Third Quarter)
FEWEST PENALTY MINUTES - GAME	10	at Philadelphia, 4/08/95; vs. Toronto, 5/03/03
MOST PENALTY MINUTES - OPPONENTS - GAME	31	at Buffalo, 4/12/97
FEWEST PENALTY MINUTES - OPPONENTS - GAME	2	vs. Edmonton, 5/19/12 (Team Record)

TEAM STREAKS

LONGEST WINNING STREAK	5	4/4/12 -
LONGEST HOME WINNING STREAK	7	4/22/06 -
LONGEST ROAD WINNING STREAK	2	4/05/97 - 4/12/97
LONGEST LOSING STREAK	2	4/08/95 - 4/06/96; 5/06/00 - 4/20/01; 5/1/09 - 5/1/11
LONGEST HOME LOSING STREAK	2	5/03/03 - 4/17/04
LONGEST ROAD LOSING STREAK	2	4/08/95 - 4/06/96; 5/06/00 - 4/20/01; 5/1/09 -

INDIVIDUAL STREAKS

MOST GOALS - GAME	7	Mike Accursi at Buffalo, 4/23/05
MOST ASSISTS - GAME	6	John Grant vs. Buffalo, 4/26/03
MOST POINTS GAME	9	John Grant (4+5) at Toronto, 5/06/00; John Grant (3+6) vs. Buffalo, 4/26/03
PENALTY MINUTES - GAME	17	Regy Thorpe at New York, 4/1/09
MOST SHOTS ON GOAL - GAME	20	John Grant vs. Buffalo, 4/27/07

INDIVIDUAL STREAKS

CONSECUTIVE GAME GOAL-SCORING STREAK	14	John Grant (47 goals)
CONSECUTIVE GAME ASSIST STREAK	14	John Grant (35 assists)
CONSECUTIVE GAME POINT STREAK	14	John Grant (4/21/00 to 5/01/09)
LONGEST CURRENT POINT STREAK	10	Mike Accursi (4/20/07 to present) (17+10)

KNIGHTHAWKS WHEN:

	TIMES	HOME	ROAD	OVERALL
SCORING FIRST GOAL OF GAME	20	6-0	8-6	14-6
ALLOWING FIRST GOAL OF GAME	11	4-2	1-4	4-7
OUTSHOOTING THE OPPONENT	9	5-1	2-1	7-2
WHEN SHOTS ARE TIED	2	1-0	1-0	2-0
WHEN OUTSHOT	20	4-1	5-10	9-11
LEADING ENTERING SECOND HALF	15	4-1	8-2	12-3
TIED ENTERING SECOND HALF	4	3-0	1-0	4-0
BEHIND ENTERING SECOND HALF	12	3-1	1-7	4-8
INVOLVED IN ONE GOAL GAMES	9	4-0	2-3	6-3

SINGLE-SEASON RECORDS

GOALS

1	John Grant	54 (2006)
2	John Grant	51 (2007)
3	John Grant	52 (2001-02)
4	John Grant	49 (2005)
5	John Grant	47 (2008)
6	John Grant	46 (2002-03)
7	Shawn Williams	45 (2003-04)
	Scott Evans	45 (2007)
9	Scott Evans	44 (2008)
10	John Grant	42 (2000-01)

ASSISTS

1	Shawn Williams	67 (2009)
2	Cody Jamieson	61 (2013)
3	John Grant	60 (2007)
4	John Grant	56 (2005)
5	Shawn Williams	55 (2007)
	Shawn Williams	55 (2008)
7	Shawn Williams	54 (2011)
8	Derek Malawsky	54 (2003-04)
9	John Grant	53 (2002-03)
	John Grant	53 (2001-02)

POINTS

1	John Grant	111 (2007)
2	John Grant	105 (2005)
	John Grant	105 (2001-02)
4	John Grant	99 (2002-03)
5	John Grant	97 (2006)
6	Shawn Williams	93 (2009)
7	John Grant	92 (2008)
8	Shawn Williams	91 (2007)
9	John Grant	90 (2000-01)
10	Cody Jamieson	89 (2013)

SAVE PERCENTAGE (min 50 minutes played)

1	Matt Vinc	.803 (2013)
2	Pat O'Toole	.798 (2000-01)
3	Matt Vinc	.794 (2011)
4	Phil Wetherup	.791 (2007)
5	Pat O'Toole	.783 (2002-03)
6	Steve Dietrich	.782 (1995)
7	Pat O'Toole	.780 (2006)
8	Steve Dietrich	.779 (1998)
9	Aaron Bold	.776 (2010)
	Pat O'Toole	.776 (2008)

SHOTS ON GOAL

1	John Grant	206 (2008)
2	John Grant	203 (2006)
3	John Grant	199 (2007)
	John Grant	199 (2001-02)
5	John Grant	197 (2010)
6	Scott Evans	194 (2008)
7	John Grant	193 (2005)
8	John Grant	181 (2002-03)
9	John Grant	170 (2000-01)
10	Scott Evans	168 (2007)

PENALTY MINUTES

1	Kyle Laverty	83 (2009)
2	Scott Evans	79 (2010)
3	Scott Ditzell	68 (2007)
4	Shawn Evans	63 (2008)
5	Shawn Evans	61 (2010)
6	Shawn Evans	59 (2006)
	Casey Zaph	59 (2002-03)
8	Scott Ditzell	58 (2008)
	Casey Zaph	58 (2005)
10	Scott Evans	55 (2006)

LOOSE BALLS

1	Steve Toll	178 (2009)
2	Steve Toll	177 (2007)
3	Steve Toll	166 (2008)
4	Steve Toll	153 (2010)
5	Pat O'Toole	151 (2002-03)
6	Derek Malawsky	125 (2003-04)
7	John Grant	124 (2000-01)
8	D'Arcy Sweet	122 (2001-02)
9	Shawn Evans	121 (2007)
10	Steve Toll	119 (2006)

SAVES

1	Matt Vinc	662 (2013)
2	Pat O'Toole	598 (2006)
3	Matt Vinc	585 (2011)
4	Matt Vinc	583 (2012)
5	Pat O'Toole	579 (2005)
6	Pat O'Toole	570 (2001-02)
7	Pat O'Toole	566 (2007)
8	Matt Vinc	585 (2011)
9	Pat O'Toole	540 (2008)
10	Pat O'Toole	515 (2003-04)
	Pat O'Toole	515 (2002-03)

REGULAR SEASON CAREER RECORDS

GAMES PLAYED

1	Regy Thorpe	193
2	Pat O'Toole	173
3	Shawn Williams	160
4	John Grant	140
5	Chris Schiller	138
6	Tim Soudan	125
7	Mike Hasen	114
8	Jeremy Hollenbeck	111
9	Pat Cougevan	102
10	Duane Jacobs	93
	Mike Accursi	93

GOALS

1	John Grant	433
2	Shawn Williams	309
3	Duane Jacobs	169
4	Scott Evans	163
5	Tim Soudan	156
6	Shawn Evans	143
7	Mike Accursi	137
8	Curt Malawsky	134
9	Cory Bomberry	119
10	Cody Jamieson	92

ASSISTS

1	Shawn Williams	492
2	John Grant	461
3	Mike Accursi	221
4	Shawn Evans	220
5	Cory Bomberry	218
6	Duane Jacobs	185
7	Scott Evans	179
8	Tim Soudan	161
9	Curt Malawsky	149
10	Derek Malawsky	148

POINTS

1	John Grant	894
2	Shawn Williams	801
3	Shawn Evans	363
4	Mike Accursi	358
5	Duane Jacobs	354
6	Scott Evans	342
7	Cory Bomberry	337
8	Tim Soudan	317
9	Curt Malawsky	283
10	Cody Jamieson	227

SHOTS ON GOAL

1	John Grant	1,728
2	Shawn Williams	1,214
3	Scott Evans	761
4	Shawn Evans	641
5	Tim Soudan	635
6	Mike Accursi	629
7	Duane Jacobs	467
8	Curt Malawsky	437
9	Cory Bomberry	405
10	Derek Malawsky	292

LOOSE BALLS

1	Regy Thorpe	966
2	John Grant	902
3	Steve Toll	826
4	Shawn Williams	742
5	Chris Schiller	713
6	Tim Soudan	665
7	Pat O'Toole	663
8	Shawn Evans	594
9	Mike Hasen	575
10	Jeremy Hollenbeck	486

FACEOFFS WON

1	Stephen Hoar	891
2	Cory Bomberry	544
3	Regy Thorpe	340
4	Tim Soudan	316
5	Craig Point	197
6	Tyler Burton	169
7	Brad MacArthur	154
8	Brian Silcott	149
9	Dylan Evans	113
10	Mac Allen	107

PENALTY MINUTES

1	Regy Thorpe	385
2	Casey Zaph	291
3	Scott Evans	279
	Shawn Evans	279
5	John Grant	245
6	Kyle Laverty	217
7	Mike Hasen	188
8	Andrew Turner	185
9	Chris Schiller	180
10	Scott Ditzell	166

SAVES

1	Pat O'Toole	5,754
2	Matt Vinc	1,830
3	Steve Dietrich	1,748
4	Derek General	339
5	Aaron Bold	219
6	Pat Campbell	206
7	Derek Collins	116
8	Mike Miron	80
9	Phil Wetherup	70
10	Ben VanEvery	26

ALL-TIME TEAM CAPTAINS

Year	Player	Year	Player
1995	Paul Gait	2005	Mike Hasen
1996	Randy Mearns	2006	Mike Hasen
1997	Randy Mearns	2007	Mike Hasen, Regy Thorpe
1998	Randy Mearns	2008	Regy Thorpe
1999	Randy Mearns	2009	Shawn Williams
2000	Randy Mearns	2010	Shawn Williams
2000-01	Randy Mearns	2011	Shawn Williams
2001-02	Duane Jacobs	2012	Pat McCready
2002-03	Mike Hasen	2013	Sid Smith
2003-04	Mike Hasen		



PLAYOFF CAREER RECORDS

GAMES PLAYED

1.	Regy Thorpe	24
2.	Pat O'Toole	18
3.	Jeremy Hollenbeck	16
	Tim Soudan	16
5.	Mike Accursi	14
	Shawn Williams	14
	Mike Hasen	14
	John Grant Jr.	14
9.	Duane Jacobs	13
10.	Randy Mearns	11

GOALS

1.	John Grant Jr.	47
2.	Mike Accursi	28
3.	Paul Gait	22
4.	Shawn Williams	21
5.	Duane Jacobs	20
6.	Curt Malawsky	19
7.	Cody Jamieson	13
8.	Craig Point	12
9.	Tim Soudan	11
	Cory Bomberry	11

ASSISTS

1.	Shawn Williams	37
2.	John Grant Jr.	35
3.	Randy Mearns	26
4.	Tim Soudan	25
5.	Pat O'Toole	22
	Duane Jacobs	22
7.	Cody Jamieson	21
8.	Scott Evans	19
9.	Joe Walters	18
	Cory Bomberry	18

POINTS

1.	John Grant Jr.	82
2.	Shawn Williams	58
3.	Mike Accursi	43
4.	Duane Jacobs	42
5.	Tim Soudan	36
6.	Paul Gait	35
7.	Cody Jamieson	34
8.	Randy Mearns	30
9.	Cory Bomberry	29
	Scott Evans	29
	Curt Malawsky	29

SHOTS ON GOAL

1.	John Grant Jr.	197
2.	Shawn Williams	97
3.	Mike Accursi	87
4.	Tim Soudan	78
5.	Scott Evans	63
6.	Paul Gait	56
7.	Curt Malawsky	52
8.	Cody Jamieson	49
9.	Shawn Evans	48
	Duane Jacobs	48

FACEOFFS WON

1.	Stephen Hoar	101
2.	Cory Bomberry	71
3.	Tim Soudan	42
4.	Brian Silcott	33
5.	Regy Thorpe	31
6.	Dylan Evans	19
7.	Tyler Burton	18
8.	Brad MacArthur	15
9.	Matt Riter	11
10.	Yul Baker	9

PENALTY MINUTES

1.	Regy Thorpe	55
2.	Mike Hasen	20
3.	Scott Ditzell	16
4.	John Grant Jr.	14
5.	Pat McCready	13
6.	Duane Jacobs	12
	Curt Malawsky	12
8.	Cory Vitarelli	10
	Cory Bomberry	10
	Ted Dowling	10
	Tim Soudan	10
	Casey Zaph	10

LOOSE BALLS

1.	Regy Thorpe	114
2.	Pat O'Toole	83
3.	John Grant Jr.	80
4.	Steve Toll	76
	Randy Mearns	76
6.	Tim Soudan	72
7.	Chris Schiller	66
8.	Jeremy Hollenbeck	63
9.	Shawn Evans	61
10.	Mike Hasen	58

SAVES

1.	Pat O'Toole	687
2.	Matt Vinc	341
3.	Steve Dietrich	261
4.	Pat Campbell	11
5.	Derek General	6

ALL-TIME GAME RESULTS

1995

Regular Season: 4-4		Playoffs: 1-1	
January 7	vs. New York	W	12-8
January 14	vs. Baltimore	W	16-13
January 20	@ Philadelphia	L	17-18
January 28	@ Boston	L	9-11
February 11	@ Baltimore	L	10-14
February 18	vs. Boston	L	8-11
February 25	@ Buffalo	W	13-8
March 5	vs. Buffalo	W	12-11
*March 26	vs. Boston	W	10-8
**April 8	@ Philadelphia	L	14-15 OT

1996

Regular Season: 6-4		Playoffs: 0-1	
January 6	vs. New York	W	17-11
January 13	@ New York	L	14-15
January 20	vs. Charlotte	W	15-10
January 27	@ Boston	L	9-12
February 2	@ Philadelphia	L	14-17
February 10	vs. Buffalo	L	9-14
February 17	vs. Philadelphia	W	18-15
March 9	vs. Baltimore	W	18-17 OT
March 16	@ Buffalo	W	17-14
March 23	@ Charlotte	W	17-12
*April 6	@ Buffalo	L	10-18

1997 - MILL CHAMPIONS

Regular Season: 5-5		Playoffs: 2-0	
January 4	@ Buffalo	W	19-17
January 11	vs. New York	L	12-14
January 18	@ New York	L	12-13
January 24	vs. Boston	W	21-11
January 25	@ Baltimore	W	18-16
February 8	@ Philadelphia	W	17-12
February 15	vs. Buffalo	L	15-16
March 1	@ Boston	L	11-12
March 22	vs. Baltimore	W	22-11
March 29	vs. Philadelphia	L	9-13
*April 5	@ Philadelphia	W	15-13
**April 12	@ Buffalo	W	15-12

1998

Regular Season: 6-6		Playoffs: 0-1	
January 3	@ Ontario	W	15-14 OT
January 10	vs. Syracuse	W	17-12
January 16	@ New York	W	11-9
January 17	@ Syracuse	L	12-14
January 31	vs. Buffalo	W	15-6
February 7	vs. Ontario	W	14-9
February 20	@ Buffalo	L	15-16 OT
February 28	@ Baltimore	W	15-14
March 14	vs. New York	L	10-16
March 28	@ Philadelphia	L	12-13 OT
April 4	vs. Philadelphia	L	19-20 OT
April 11	vs. Baltimore	L	13-16
*April 19	@ Baltimore	L	14-15

1999

Regular Season: 8-4		Playoffs: 1-1	
December 26	vs. New York	L	11-12
January 2	@ Baltimore	L	13-20
January 22	@ Philadelphia	W	15-12
January 23	vs. Syracuse	W	20-13
January 29	@ Toronto	L	9-16
February 6	vs. Toronto	W	11-10 OT
February 26	@ Syracuse	W	17-15
March 13	@ New York	W	20-15
March 20	@ Buffalo	W	17-11
March 27	vs. Baltimore	L	11-14
April 3	vs. Buffalo	W	15-13
April 10	vs. Philadelphia	W	10-9
*April 17	@ Baltimore	W	14-12
**April 23	@ Toronto	L	10-13

2000

Regular Season: 8-4		Playoffs: 1-1	
January 8	@ Syracuse	W	16-6
January 15	vs. Pittsburgh	W	18-14
January 29	@ Philadelphia	L	12-15
February 5	vs. Toronto	W	14-9
February 11	@ Toronto	L	10-11
February 18	@ Buffalo	L	14-18
February 26	vs. Albany	L	15-17
March 10	@ Pittsburgh	W	17-12
March 18	vs. Buffalo	W	16-13
March 31	@ New York	W	12-10
April 1	vs. Syracuse	W	23-10
April 15	vs. Philadelphia	W	20-14
*April 21	@ Buffalo	W	15-11
**May 6	@ Toronto	L	13-14

2000-01

Regular Season: 10-4		Playoffs: 0-1	
December 30	vs. Philadelphia	L	16-17
January 7	@ Washington	L	16-18
January 12	@ New York	W	14-13 OT
January 20	@ Albany	W	12-11
January 27	vs. New York	W	21-12
February 3	@ Philadelphia	L	12-14
February 17	vs. Toronto	W	12-7
February 24	vs. Columbus	W	18-6
March 2	@ Ottawa	W	17-11
March 17	vs. Washington	W	13-11
March 25	@ Buffalo	W	10-9
March 31	vs. Buffalo	W	19-12
April 5	@ Toronto	L	4-11
April 7	vs. Albany	W	14-7
*April 20	@ Philadelphia	L	11-12

2001-02

Regular Season: 13-3		Playoffs: 1-1	
November 24	vs. Albany	W	22-16
December 1	@ Washington	L	12-13 OT
December 15	vs. Philadelphia	W	15-10
December 21	@ Ottawa	W	14-10
December 29	vs. Calgary	W	14-13
January 5	@ Buffalo	W	22-11
January 12	@ Albany	W	17-14
January 19	vs. Columbus	W	24-9
January 26	@ Toronto	L	9-14
February 1	@ Philadelphia	L	13-21
February 9	vs. Montreal	W	13-10
February 17	@ Montreal	W	21-16
February 23	vs. New York	W	20-9
March 9	vs. Buffalo	W	12-7
March 16	vs. Toronto	W	16-14
March 22	@ Columbus	W	14-13 OT
^March 30	vs. Vancouver	W	11-10 OT
*April 6	@ Albany	L	10-14

ALL-TIME GAME RESULTS

2002-03

Regular Season: 12-4 Playoffs: 1-1

December 28	vs. New Jersey	L	11-13
January 12	@ Vancouver	W	18-11
January 18	vs. Vancouver	L	14-15
January 25	@ New York	W	18-17
February 1	vs. Albany	W	12-9
February 2	@ Albany	W	14-13 2OT
February 8	@ Philadelphia	W	12-9
February 15	vs. Columbus	W	12-5
February 22	@ Toronto	L	10-11
February 28	vs. Ottawa	W	13-7
March 7	@ Buffalo	L	10-12
March 14	vs. Toronto	W	13-10
March 21	@ Colorado	W	16-12
March 23	@ Columbus	W	11-10
March 29	vs. Buffalo	W	18-9
April 12	vs. Philadelphia	W	12-10
*April 26	vs. Buffalo	W	16-13
**May 3	vs. Toronto	L	6-8

2003-04

Regular Season: 8-8 Playoffs: 0-1

December 27	vs. Philadelphia	L	7-13
January 3	@ Buffalo	L	11-12
January 10	vs. Toronto	W	13-8
January 17	@ Philadelphia	W	17-11
January 31	vs. Toronto	W	11-10
February 6	@ Buffalo	L	9-10
February 14	vs. San Jose	W	10-9
February 28	vs. Buffalo	W	13-12 OT
March 5	@ Anaheim	L	10-13
March 6	@ Arizona	L	4-14
March 12	@ Toronto	L	9-13
March 13	vs. Colorado	L	12-18
March 20	vs. Buffalo	W	13-12 2OT
March 27	@ Philadelphia	L	8-12
April 3	vs. Philadelphia	W	13-8
April 9	@ Toronto	W	13-11
^April 17	vs. Buffalo	L	9-13

2005

Regular Season: 10-6 Playoffs: 1-1

January 1	vs. Minnesota	L	11-12
January 15	vs. Arizona	L	8-9 OT
January 22	@ Anaheim	W	15-11
January 28	@ Toronto	W	15-6
January 29	vs. Toronto	W	12-11 OT
February 12	vs. Philadelphia	W	16-15
February 18	@ Philadelphia	W	14-13 OT
February 19	vs. Buffalo	L	7-11
February 25	@ Toronto	L	9-15
March 12	@ Philadelphia	W	13-12
March 19	vs. Buffalo	W	12-11 OT
March 25	@ Minnesota	L	11-12
March 26	vs. Minnesota	W	20-11
April 1	@ Buffalo	L	9-11
April 8	@ San Jose	W	8-7
April 15	vs. Colorado	W	13-12
^April 23	@ Buffalo	W	19-14
*April 29	@ Toronto	L	10-12

2006

Regular Season: 9-7 Playoffs: 1-1

January 7	@ Colorado	L	11-12
January 14	vs. Toronto	W	14-9
January 21	@ Minnesota	W	12-6
January 28	vs. Buffalo	W	11-10 OT
January 29	@ Minnesota	W	10-9
February 10	@ Toronto	L	10-11 OT
February 11	vs. Arizona	W	16-14
February 18	vs. San Jose	L	12-13
March 4	@ Portland	W	18-16
March 10	vs. Philadelphia	W	17-8
March 11	@ Philadelphia	L	12-16
March 18	vs. Buffalo	L	13-14 OT
March 25	@ Buffalo	L	13-18
April 1	@ Philadelphia	L	7-8
April 8	vs. Minnesota	W	10-9
April 15	vs. Toronto	W	10-7
^April 22	vs. Toronto	W	16-8
*April 29	@ Buffalo	L	10-15

2007 • NLL CHAMPIONS

Regular Season: 14-2 Playoffs: 3-0

December 30	@ Colorado	L	15-20
January 5	@ San Jose	W	14-11
January 13	vs. Toronto	W	10-6
January 19	@ Minnesota	L	10-11
January 20	@ Toronto	W	19-15
January 27	vs. New York	W	22-18
February 3	vs. Chicago	W	13-8
February 17	vs. Portland	W	18-12
February 24	vs. Arizona	W	19-16
March 3	@ Philadelphia	W	14-13
March 17	@ Chicago	W	15-12
March 24	@ New York	W	21-15
March 31	vs. Philadelphia	W	12-10
April 7	vs. Minnesota	W	19-9
April 13	@ Buffalo	W	14-10
April 14	vs. Buffalo	W	14-8
^April 20	vs. Toronto	W	10-6
*April 27	vs. Buffalo	W	14-13 OT
**May 12	@ Arizona	W	13-11

2008

Regular Season: 8-8 Playoffs: 0-0

January 11	@ Buffalo	W	12-9
January 12	vs. Buffalo	L	9-14
January 18	@ Philadelphia	L	14-15
January 26	vs. Minnesota	L	17-18 OT
February 9	vs. Toronto	W	11-4
February 16	vs. Calgary	W	15-12
February 23	vs. New York	L	11-14
March 1	@ Chicago	W	18-8
March 15	@ Edmonton	L	9-10 OT
March 22	vs. Chicago	L	11-12
March 29	vs. Philadelphia	W	20-12
April 3	@ Colorado	L	8-11
April 5	@ Toronto	W	9-6
April 12	vs. Buffalo	W	11-6
April 19	@ Minnesota	W	11-8
April 26	@ New York	L	11-12

Legend

^ Denotes Quarterfinal

* Denotes Semifinal

** Denotes Finals

ALL-TIME GAME RESULTS

2009

Regular Season: 7-9

Playoffs: 0-1

January 10	vs. Philadelphia	L	13-16
January 16	@ Buffalo	L	6-23
January 18	@ San Jose	L	6-16
January 24	vs. New York	L	7-8
January 31	vs. Toronto	W	13-11
February 15	@ New York	L	9-15
February 21	vs. New York	W	15-7
February 28	vs. Toronto	W	18-10
March 14	vs. Buffalo	W	15-14 OT
March 21	@ Toronto	L	10-16
March 28	vs. Boston	W	11-10
April 3	@ Colorado	W	12-8
April 4	@ Calgary	L	9-12
April 10	@ Buffalo	L	9-13
April 11	@ Boston	L	5-10
April 18	vs. Philadelphia	W	11-8
^May 1	@ New York	L	10-11 OT

2010

Regular Season: 7-9

Playoffs: 0-0

January 9	vs. Buffalo	W	10-5
January 16	@ Buffalo	W	13-11
January 23	@ Toronto	L	3-17
January 29	@ Orlando	L	8-13
January 30	vs. Toronto	W	16-8
February 6	@ Boston	L	8-14
February 13	vs. Boston	W	11-9
February 20	@ Philadelphia	W	12-6
February 28	vs. Edmonton	L	11-12 OT
March 13	vs. Orlando	L	4-9
March 27	vs. Buffalo	L	7-14
April 3	vs. Calgary	L	9-11
April 9	@ Minnesota	W	12-11
April 10	vs. Philadelphia	W	15-12
April 16	@ Toronto	L	7-15
April 24	@ Washington	L	9-15

2011

Regular Season: 10-6

Playoffs: 0-1

January 8	@ Minnesota	W	11-10 OT
January 15	vs. Toronto	L	9-12
January 22	@ Boston	W	11-10 OT
January 29	vs. Boston	L	7-16
February 5	vs. Philadelphia	W	11-6
February 12	vs. Minnesota	W	12-10
February 18	@ Toronto	L	5-10
February 19	vs. Toronto	L	6-13
February 26	vs. Edmonton	W	13-9
March 5	@ Buffalo	L	8-11
March 26	vs. Philadelphia	W	13-10
April 2	@ Boston	W	19-9
April 9	vs. Buffalo	L	8-9
April 10	@ Philadelphia	W	10-6
April 16	@ Washington	W	18-10
April 23	@ Buffalo	W	15-9
^May 1	@ Toronto	L	8-10

2012 - NLL CHAMPIONS

Regular Season: 7-9

Playoffs: 3-0

January 14	@ Philadelphia	W	22-12
January 21	vs. Buffalo	L	9-12
January 27	@ Toronto	L	11-13
January 28	@ Colorado	L	11-14
February 4	vs. Minnesota	W	16-14
February 12	@ Minnesota	L	6-9
February 18	vs. Washington	W	15-12
February 24	@ Toronto	L	12-16
March 3	@ Philadelphia	W	11-8
March 10	Buffalo	W	13-10
March 24	Toronto	L	7-13
March 31	Colorado	L	12-16
April 6	@ Calgary	L	14-15
April 14	Calgary	W	14-12
April 21	@ Buffalo	L	9-14
April 28	vs. Philadelphia	W	9-7
^May 4	vs. Philadelphia	W	14-13
*May 12	@ Toronto	W	17-13
**May 19	vs. Edmonton	W	9-6

2013 - NLL CHAMPIONS

Regular Season: 8-8

Playoffs: 3-0

January 5	@ Washington	L	12-13
January 19	vs. Buffalo	L	13-14
January 26	vs. Toronto	L	7-11
February 2	vs. Washington	W	7-6
February 8	@ Philadelphia	W	20-10
February 9	@ Buffalo	W	15-7
February 16	vs. Buffalo	L	6-10
February 23	vs. Philadelphia	L	8-10
March 2	@ Colorado	W	12-11
March 16	vs. Edmonton	L	9-11
March 30	vs. Toronto	W	12-8
April 6	vs. Philadelphia	W	14-7
April 7	@ Toronto	L	9-10
April 13	@ Calgary	W	15-14
April 14	@ Edmonton	L	10-14
April 20	@ Buffalo	W	10-9
^April 27	vs. Philadelphia	W	10-8
*May 4	vs. Minnesota	W	12-10
**May 11	@ Washington	W	11-10

Legend

^ Denotes Division Semifinals

* Denotes Division Finals

** Denotes NLL Finals



KNIGHTHAWKS 1995 REGULAR SEASON STATISTICS

#	PLAYER	GP	G	A	PTS	SHOTS	ON	OFF	PEN	PIM	FOW	FOL	LB
22	GAIT, Paul	8	23	13	36	103	73	30	0	0	0	0	39
93	DRISCOLL, Chris	8	15	20	35	63	48	15	4	8	0	0	37
34	JACOBS, Duane	8	10	15	25	50	34	16	6	12	0	0	39
15	PARKE, Peter	8	10	12	22	46	36	10	3	6	0	0	19
33	SOUDAN, Tim	8	7	14	21	44	30	14	5	10	18	16	45
14	LYONS, Rex*	8	9	9	18	38	23	15	0	0	0	0	20
66	BENEDICT, Mike*	7	6	7	13	37	26	11	2	4	0	0	16
7	LEMON, Brian	8	4	8	12	24	20	4	1	2	0	0	42
36	MEARNS, Randy	8	2	9	11	16	12	4	4	8	0	0	29
4	SILCOTT, Brian	6	1	7	8	7	6	1	2	4	55	41	24
37	EMMICK, Tom	6	3	3	6	18	12	6	6	15	0	0	17
88	HAWKE, Tom*	4	1	5	6	6	3	3	0	0	0	0	18
23	BURNAM, Mark	5	1	4	5	10	6	4	3	6	10	20	16
16	HOLLENBECK, Jeremy*	4	2	2	4	10	7	3	0	0	0	0	11
24	MEAGHER, Bill	5	0	4	4	7	5	2	2	4	17	26	3
5	RITER, Matt*	4	1	2	3	16	10	6	0	0	3	4	7
11	THORPE, Regy*	8	0	3	3	6	2	4	6	12	0	0	31
2	CLEMENTS, Greg	3	1	1	2	7	6	1	1	2	0	0	10
30	DIETRICH, Steve (G)	8	0	2	2	0	0	0	0	0	0	0	65
29	HENRY, Clayton (G)	2	0	1	1	0	0	0	0	0	0	0	4
18	TAMBRONI, Jeff*	1	0	0	0	2	0	2	0	0	0	0	7
21	SQUIRE, Dallas*	3	0	0	0	4	2	2	0	0	4	7	5
17	GRAY, Anthony*	0	0	0	0	0	0	0	0	0	0	0	0
	BENCH	8							6	12			
	TOTALS	8	97	140	237	514	361	153	51	105	107	114	504

GOALTENDER

#	GOALIES	GP	GS	MIN	GA	EN	SO	SVS	SHOTS	SV%	AVG.	W-L
29	HENRY, Clayton	2	0	24:51	4	0	0	8	12	.666	9.658	1-0
30	DIETRICH, Steve	8	8	455:02	90	0	0	322	412	.782	11.87	3-4
	TEAM TOTALS	8	8	479:53	94	0	0	330	424	.778	11.75	4-4

KNIGHTHAWKS 1995 PLAYOFF STATISTICS

#	PLAYER	GP	G	A	PTS	SHOTS	ON	OFF	PEN	PIM	FOW	FOL	LB
22	GAIT, Paul	2	9	6	15	28	21	7	0	0	0	0	9
14	LYONS, Rex*	2	5	4	9	14	10	4	0	0	0	0	5
93	DRISCOLL, Chris	2	1	7	8	13	8	5	1	2	0	0	8
15	PARKE, Peter	2	4	2	6	12	12	0	0	0	0	0	5
11	THORPE, Regy*	2	0	5	5	1	0	0	1	2	0	0	10
36	MEARNS, Randy	2	0	5	5	1	0	1	1	2	0	0	10
7	LEMON, Brian	2	1	3	4	6	6	0	1	2	0	0	6
34	JACOBS, Duane	2	1	3	4	4	3	1	1	2	0	0	4
5	RITER, Matt*	2	1	2	3	6	3	3	0	0	0	0	6
33	SOUDAN, Tim	2	1	2	3	10	7	3	0	0	1	0	15
30	DIETRICH, Steve (G)	2	0	2	2	0	0	0	0	0	0	0	14
66	BENEDICT, Mike*	2	1	0	1	2	2	0	1	2	0	0	0
4	SILCOTT, Brian	2	0	1	1	1	1	0	0	0	26	28	5
23	BURNAM, Mark	2	0	1	1	2	2	0	2	4	0	0	5
16	HOLLENBECK, Jeremy*	2	0	1	1	3	2	1	0	0	0	0	3
37	EMMICK, Tom	2	0	0	0	2	2	0	1	2	0	0	5
2	CLEMENTS, Greg	0	0	0	0	0	0	0	0	0	0	0	0
17	GRAY, Anthony*	0	0	0	0	0	0	0	0	0	0	0	0
18	TAMBRONI, Jeff*	0	0	0	0	0	0	0	0	0	0	0	0
21	SQUIRE, Dallas*	0	0	0	0	0	0	0	0	0	0	0	0
24	MEAGHER, Bill	0	0	0	0	0	0	0	0	0	0	0	0
29	HENRY, Clayton (G)	0	0	0	0	0	0	0	0	0	0	0	0
88	HAWKE, Tom*	0	0	0	0	0	0	0	0	0	0	0	0
	BENCH	2							3	6			
	TOTALS	2	24	44	68	104	79	25	12	24	27	28	110

GOALTENDER

#	GOALIES	GP	GS	MIN	GA	EN	SO	SVS	SHOTS	SV%	AVG.	W-L
29	HENRY, Clayton	0	0	0:00	0	0	0	0	0	0	0	0-0
30	DIETRICH, Steve	2	2	120:00	23	0	0	81	104	.779	11.5	1-1
	TEAM TOTALS	2	2	120:00	23	0	0	81	104	.779	11.5	1-1

KNIGHTHAWKS 1996 REGULAR SEASON STATISTICS

#	PLAYER	GP	G	A	PTS	PPG	SHG	SH	ON/OFF	PIM	FO	LB
34	JACOBS, Duane	10	25	27	52	8	1	69	57/12	11/25	0-1	51
19	GAIT, Paul	9	24	21	45	3	2	107	78/29	2/4	0-1	64
93	DRISCOLL, Chris	10	18	24	42	1	3	96	71/25	6/18	2-1	48
36	MEARNS, Randy	10	10	24	34	1	2	29	24/5	4/8	0-0	63
33	SOUDAN, Tim	10	15	17	32	0	3	91	60/31	5/13	47-59	87
18	BOMBERRY, Cam*	10	12	19	31	1	0	59	39/20	4/8	0-2	54
15	PARKE, Peter	9	11	8	19	4	2	62	40/22	0/0	0-0	31
5	RITER, Matt	10	9	10	19	0	0	41	22/19	3/6	3-6	22
14	LYONS, Rex	9	7	8	15	0	0	48	36/12	2/4	3-10	34
9	FIETTA, Mark*	7	6	7	13	0	0	26	18/8	1/2	0-0	38
7	LEMON, Brian	10	3	10	13	0	0	18	11/7	4/8	0-0	60
16	HOLLENBECK, Jeremy	8	3	7	10	0	0	25	18/7	4/8	0-0	36
2	KERWICK, Matt	5	1	5	6	0	0	15	12/3	0	0-0	13
4	SILCOTT, Brian	10	0	6	6	0	0	5	4/1	3/6	94-95	49
31	DIETRICH, Steve (G)	10	0	6	6	0	0	1	1/0	0/0	0-0	116
44	COLLINS, Derek (G)*	3	0	5	5	0	0	0	0/0	0/0	0-0	19
11	THORPE, Regy	10	0	5	5	0	0	3	1/2	15/30	1-4	72
37	EMMICK, Tom	5	2	1	3	0	0	11	8/3	7/14	0-0	9
77	BLANDING, Jim	2	1	0	1	0	0	2	1/1	0/0	0-0	2
3	COLSEY, Roy*	2	1	0	1	0	0	2	1/14	0/0	0-0	2
66	BENEDICT, Mike	3	0	1	1	0	0	14	11/3	0/0	0-0	5
28	COUGEVAN, Pat*	1	0	0	0	0	0	0	0/0	0/0	0-0	1
1	GENERAL, Derek (G)*	0	0	0	0	0	0	0	0/0	0/0	0-0	0
	BENCH	10								3/6		
	TOTALS	10	148	211	359	18	13	727	513/214	75/162	150/179	880

GOALTENDER

#	GOALIES	GP	GS	MIN	GA	EN	SH	SVS	SHOTS	SV%	AVG.	W-L
44	COLLINS, Derek	3	0	95:24	20	0	0	69	89	.775	12.59	1-1
31	DIETRICH, Steve	10	10	504:47	116	1	0	376	493	.763	13.79	5-3
	TEAM TOTALS	10	10	600:11	136	1	0	445	582	.764	13.6	6-4

KNIGHTHAWKS 1996 PLAYOFF STATISTICS

#	PLAYER	GP	G	A	PTS	PPG	SHG	SH	ON/OFF	PIM	FO	LB
36	MEARNS, Randy	1	2	3	5	1	0	5	5/0	0/0	0-0	8
19	GAIT, Paul	1	3	1	4	2	0	10	7/3	0/0	0-0	7
15	PARKE, Peter	1	3	0	3	1	1	12	11/1	0/0	0-0	6
93	DRISCOLL, Chris	1	0	3	3	0	0	5	4/1	0/0	0-0	3
33	SOUDAN, Tim	1	1	1	2	0	0	8	4/4	1/2	3-6	9
9	FIETTA, Mark*	1	1	1	2	0	0	4	3/1	1/5	0-0	6
14	LYONS, Rex	1	0	2	2	0	0	3	1/2	0/0	0-0	5
4	SILCOTT, Brian	1	0	1	1	0	0	1	1/0	1/2	7-15	5
31	DIETRICH, Steve (G)	1	0	1	1	0	0	0	0/0	0/0	0-0	13
5	RITER, Matt	1	0	0	0	0	0	2	2/0	0/0	0-0	2
7	LEMON, Brian	1	0	0	0	0	0	2	2/0	0/0	0-0	2
11	THORPE, Regy	1	0	0	0	0	0	0	0/0	0/0	0-1	9
16	HOLLENBECK, Jeremy	1	0	0	0	0	0	0	0/0	0/0	0-0	5
18	BOMBERRY, Cam*	1	0	0	0	0	0	5	3/2	0/0	0-0	4
34	JACOBS, Duane	1	0	0	0	0	0	2	1/1	0/0	0-0	2
37	EMMICK, Tom	1	0	0	0	0	0	1	1/0	0/0	0-0	0
44	COLLINS, Derek (G)*	1	0	0	0	0	0	0	0/0	0/0	0-0	0
66	BENEDICT, Mike	0	0	0	0	0	0	0	0/0	0/0	0-0	0
2	KERWICK, Matt	0	0	0	0	0	0	0	0/0	0/0	0-0	0
3	COLSEY, Roy*	0	0	0	0	0	0	0	0/0	0/0	0-0	0
28	COUGEVAN, Pat*	0	0	0	0	0	0	0	0/0	0/0	0-0	0
77	BLANDING, Jim	0	0	0	0	0	0	0	0/0	0/0	0-0	0
1	GENERAL, Derek (G)*	0	0	0	0	0	0	0	0/0	0/0	0-0	0
	BENCH	1	0	0	0	0	0	0	0	1/2	0	0
	TOTALS	1	10	13	23	4	1	60	45/15	4/11	10-22	86

GOALTENDER

#	GOALIES	GP	GS	MIN	GA	EN	SO	SVS	SHOTS	SV%	AVG.	W-L
44	COLLINS, Derek	1	0	1:22	2	0	0	0	2	0	2	0-0
30	DIETRICH, Steve	1	1	58:34	16	0	0	42	58	.724	16.45	0-1
	TEAM TOTALS	1	1	60:00	18	0	0	42	60	.724	18.45	0-1

KNIGHTHAWKS 1997 REGULAR SEASON STATISTICS

#	PLAYER	GP	G	A	PTS	PPG	SHG	SH	ON/OFF	PIM	FO	LB
19	GAIT, Paul	10	40	25	65	10	5	161	131/30	3/6	0-0	58
93	DRISCOLL, Chris	10	24	25	49	8	1	95	64/31	8/19	2-0	52
34	JACOBS, Duane	10	19	26	45	8	1	58	47/11	5/10	0-1	55
36	MEARNS, Randy	10	9	17	26	1	4	40	28/12	9/18	0-4	55
16	HOLLENBECK, Jeremy	10	7	17	24	5	0	28	23/5	1/2	9-16	45
33	SOUDAN, Tim	10	17	7	24	0	5	78	59/19	7/14	39-67	55
5	RITER, Matt	10	10	10	20	0	0	32	24/8	3/14	18-28	36
10	McCREADY, Pat	10	4	15	19	0	0	38	29/9	4/8	0-0	48
18	BOMBERRY, Cam	10	5	11	16	3	0	48	32/16	5/10	0-0	34
30	DIETRICH, Steve	10	0	14	14	0	0	0	0/0	0/0	0-0	82
15	TEAT, Dan*	9	8	4	12	0	0	32	25/7	8/16	0-0	30
11	THORPE, Regy	10	0	10	10	0	0	2	1/1	15/36	4-5	56
66	BENEDICT, Mike	5	5	2	7	0	0	26	21/5	3/6	0-0	7
20	SANTOS, Shaydon*	7	2	4	6	0	0	8	6/2	9/18	1-5	21
4	BAKER, Yul*	10	1	4	5	0	0	17	13/3	3/6	73-58	39
9	FIETTA, Mark	6	3	1	4	0	0	14	8/6	5/10	0-1	28
23	LOCKWOOD, Charlie	3	0	3	3	0	0	9	3/6	1/2	0-0	8
37	EMMICK, Tom	4	1	1	2	0	0	5	4/1	4/11	0-0	2
72	BOMBERRY, Cory*	1	0	2	2	0	0	1	1/0	1/2	1-4	2
88	BYRNE, Gery	3	0	2	2	0	0	0	0/0	0/0	0-0	19
8	POWLESS, Neal*	2	1	0	1	0	0	6	5/1	0/0	0-0	2
1	GENERAL, Derek	2	0	0	0	0	0	0	0/0	0/0	0-0	0
0	PAUL, Peter*	0	0	0	0	0	0	0	0/0	0/0	0-0	0
	BENCH	10								4/8		
	TOTALS	10	156	200	356	35	16	698	524/174	98/216	149/189	744

GOALTENDER

#	GOALIES	GP	GS	MIN	GA	EN	SVS	SHOTS	SV%	AVG.	W-L
30	DIETRICH, Steve	10	10	592:47	132	0	396	528	.750	13.36	5-5-0
1	GENERAL, Derek	2	0	9:29	3	0	5	8	.625	19.37	0-0-0
	TEAM TOTALS	10	10	602:16	135	0	401	536	.750	13.45	5-5-0

KNIGHTHAWKS 1997 PLAYOFF STATISTICS

#	PLAYER	GP	G	A	PTS	PPG	SHG	SH	ON/OFF	PIM	FO	LB
19	GAIT, Paul	2	10	6	16	2	1	36	28/8	2/4	0-0	10
93	DRISCOLL, Chris	2	4	6	10	1	0	20	17/3	2/4	0-2	7
34	JACOBS, Duane	2	6	2	8	4	1	11	10/1	3/6	0-0	13
15	TEAT, Dan*	2	2	5	7	1	0	9	5/4	0/0	0-0	6
36	MEARNS, Randy	2	0	6	6	0	0	6	5/1	0/0	0-0	16
33	SOUDAN, Tim	2	0	5	5	0	0	9	6/3	2/4	8-10	16
5	RITER, Matt	2	3	2	5	0	1	7	6/1	2/4	6-13	4
16	HOLLENBECK, Jeremy	2	2	2	4	0	0	8	8/0	1/2	0-0	5
4	BAKER, Yul*	2	1	2	3	0	0	3	3/0	2/4	9-10	6
30	DIETRICH, Steve	2	0	3	3	0	0	0	0/0	0/0	0-0	23
66	BENEDICT, Mike	2	2	0	2	0	0	7	5/2	2/4	0-0	1
9	FIETTA, Mark	2	0	2	2	0	0	3	2/1	0/0	0-0	7
20	SANTOS, Shaydon*	2	0	2	2	0	0	2	2/0	2/4	3-2	5
18	BOMBBERY, Cam	2	0	1	1	0	0	10	7/3	2/4	0-0	8
10	McCREADY, Pat	2	0	1	1	0	0	4	3/1	2/7	0-0	5
11	THORPE, Regy	2	0	1	1	0	0	0	0/0	2/4	0-0	14
23	LOCKWOOD, Charlie	0	0	0	0	0	0	0	0/0	0/0	0-0	0
37	EMMICK, Tom	0	0	0	0	0	0	0	0/0	0/0	0-0	0
72	BOMBERRY, Cory*	0	0	0	0	0	0	0	0/0	0/0	0-0	0
8	POWLESS, Neal*	0	0	0	0	0	0	0	0/0	0/0	0-0	0
88	BYRNE, Gerry	0	0	0	0	0	0	0	0/0	0/0	0-0	0
1	GENERAL, Derek	0	0	0	0	0	0	0	0/0	0/0	0-0	0
0	PAUL, Peter*	0	0	0	0	0	0	0	0/0	0/0	0-0	0
	BENCH	0	0	0	0	0	0	0	0	0	0	0
	TOTALS	2	30	46	76	8	3	135	106/28	24/51	26-37	146

GOALTENDER

#	GOALIES	GP	GS	MIN	GA	EN	SVS	SHOTS	SV%	AVG.	W-L
30	DIETRICH, Steve	2	2	120:00	25	0	92	117	78.6%	12.5	2-0
1	GENERAL, Derek	0	0	0:00	0	0	0	0	0.0%	0.0	0-0
	TEAM TOTALS	2	2	120:00	25	0	92	117	78.6%	12.5	2-0

KNIGHTHAWKS 1998 REGULAR SEASON STATISTICS

#	PLAYER	GP	G	A	PTS	PPG	SHG	SH	ON/OFF	PIM	FO	LB
72	BOMBERRY, Cory*	12	19	31	50	4	0	86	59/27	13/26	94-84	56
34	JACOBS, Duane	12	21	23	44	10	1	67	48/19	7/14	0-0	43
22	MALAWKSY, Curt*	11	17	24	41	7	2	81	66/15	8/16	0-1	55
4	DOWLING, Ted	10	21	12	33	8	0	85	63/22	8/22	0-2	60
33	SOUDAN, Tim	12	12	19	31	0	0	65	41/24	4/8	63-58	55
15	TEAT, Dan	11	13	16	29	1	1	57	53/4	2/7	0-2	41
36	MEARNS, Randy	11	7	20	27	0	0	41	33/8	3/6	0-0	44
88	WILFONG, Jeff	9	16	10	26	3	2	55	42/13	7/17	0-0	22
16	HOLLENBECK, Jeremy	12	5	19	24	0	0	35	27/8	5/10	2-1	46
10	McCREADY, Pat	9	8	14	22	1	3	30	24/6	10/37	1-1	46
93	DRISCOLL, Chris	5	9	12	21	2	1	40	33/7	4/8	0-0	13
5	RITER, Matt	11	7	10	17	3	0	26	19/7	2/4	27-41	31
18	BOMBERRY, Cam	9	5	12	17	2	0	33	25/8	0/0	0-0	14
13	DANCE, Kevin	10	3	8	11	0	0	18	13/5	8/25	0-1	46
30	DIETRICH, Steve	8	0	11	11	0	0	0	0/0	0/0	0-0	36
1	GENERAL, Derek	5	0	6	6	0	0	0	0/0	1/5	0-0	15
11	THORPE, Regy	12	0	6	6	0	0	9	9/0	15/36	1-1	68
2	ROTHFUSS, Brent*	3	3	1	4	0	0	11	9/2	1/2	0-0	6
19	SANDERSON, Josh*	4	1	3	4	0	0	19	14/5	3/6	0-0	10
92	COX, Kevin	1	1	0	1	0	0	2	2/0	0/0	0-0	5
39	GERRIE, Bill	1	0	1	1	0	0	0	0/0	0/0	0-0	2
17	FISHER, Bobby*	3	0	1	1	0	0	13	9/4	2/7	0-1	12
20	KRUGER, Rusty*	3	0	1	1	0	0	10	7/3	3/15	0-0	8
42	COUGEVAN, Pat	3	0	1	1	0	0	2	2/0	2/4	0-0	3
96	SHOULBERG, Charlie*	1	0	0	0	0	0	0	0/0	0/0	0-0	2
37	EMMICK, Tom	3	0	0	0	0	0	5	5/0	2/4	0-0	13
	BENCH	12								5/10		
	TOTALS	12	168	261	429	41	10	790	603/187	115/289	188/193	752

GOALTENDER

#	GOALIES	GP	GS	MIN	GA	EN	SVS	SHOTS	SV%	AVG.	W-L
30	DIETRICH, Steve	8	8	462:43	91	0	320	411	.779	11.8	5-3
1	GENERAL, Derek	5	4	239:55	59	0	173	232	.746	14.76	1-2
39	GERRIE, Bill	1	0	25:31	9	0	9	18	.500	21.18	0-1
	TEAM TOTALS	12	12	729:06	159	0	502	661	.759	13.08	6-6

KNIGHTHAWKS 1998 PLAYOFF STATISTICS

#	PLAYER	GP	G	A	PTS	PPG	SHG	SH	ON/OFF	PIM	FO	LB
22	MALAWSKY, Curt*	1	5	1	6	2	0	11	11/0	1/2	0-0	5
72	BOMBERRY, Cory*	1	3	2	5	0	0	4	4/0	1/2	0-0	1
34	JACOBS, Duane	1	1	4	5	1	0	6	4/2	0/0	0-0	5
4	DOWLING, Ted	1	2	1	3	0	0	9	7/2	1/2	0-0	4
10	McCREADY, Pat	1	0	3	3	0	0	1	0/1	1/2	0-0	7
33	SOUDAN, Tim	1	2	0	2	0	0	4	4/0	0/0	6-6	2
15	TEAT, Dan	1	1	1	2	0	0	1	1/0	1/2	0-0	3
16	HOLLENBECK, Jeremy	1	0	2	2	0	0	1	1/0	1/2	0-0	1
36	MEARNS, Randy	1	0	2	2	0	0	2	1/1	1/2	0-0	2
1	GENERAL, Derek	1	0	1	1	0	0	0	0/0	0/0	0-0	1
17	FISHER, Bobby*	1	0	1	1	0	0	3	1/2	0/0	0-0	3
5	RITER, Matt	1	0	1	0	0	0	0	0/0	0/0	5--6	1
13	DANCE, Kevin	1	0	0	0	0	0	0	0/0	0/0	0-0	6
30	DIETRICH, Steve	1	0	0	0	0	0	0	0/0	0/0	0/0	2
93	DRISCOLL, Chris	1	0	0	0	0	0	5	2/3	0/0	2-6	2
2	ROTHFUSS, Brent*	1	0	0	0	0	0	0	0/0	1/2	0-0	2
11	THORPE, Regy	1	0	0	0	0	0	0	0/0	0/0	1-1	2
	BENCH											
	TOTALS	1	14	18	32	3	0	47	36/11	9/18	14/19	49

GOALTENDER

#	GOALIES	GP	GS	MIN	GA	EN	SVS	SHOTS	SV%	AVG.	W-L
30	DIETRICH, Steve	1	1	54:31	13	0	46	59	77.9%	14.36	0-1
1	GENERAL, Derek	1	0	5:29	2	0	6	8	74.6%	22.68	0-0
	TEAM TOTALS	1	1	60:00	15	0	52	67	75.9%	15.00	0-1

KNIGHTHAWKS 1999 REGULAR SEASON STATISTICS

#	PLAYER	GP	G	A	PTS	PPG	SHG	SH	ON/OFF	PIM	FO	LB
34	JACOBS, Duane	12	27	21	48	5	1	71	62/9	3/9	0-0	39
33	SOUDAN, Tim	12	17	19	36	2	1	75	53/22	2/4	61-74	74
43	KILGOUR, Darris	2	3	3	6	1	1	6	5/1	0/0	0-0	3
	<i>Season Totals</i>	<i>10</i>	<i>16</i>	<i>19</i>	<i>35</i>	<i>4</i>	<i>1</i>	<i>82</i>	<i>60/22</i>	<i>12/24</i>	<i>1-1</i>	<i>43</i>
22	MALAWSKY, Curt	12	16	18	34	1	1	78	64/14	2/4	0-0	57
4	DOWLING, Ted	11	16	16	32	4	1	96	68/28	7/14	0-0	46
72	BOMBERRY, Cory	12	11	21	32	2	0	64	42/22	10/23	103-95	62
99	POWELL, Casey*	9	9	21	30	0	1	66	46/20	3/6	0-0	41
36	MEARNS, Randy	10	9	18	27	2	0	32	22/10	2/4	1-0	50
20	KRUGER, Rusty	11	17	8	25	5	1	67	53/14	8/16	0-0	49
10	McCREADY, Pat	10	7	16	23	0	1	32	27/5	4/8	0-0	46
16	HOLLENBECK, Jeremy	12	8	14	22	2	0	22	17/5	2/4	11-18	42
15	TEAT, Dan	10	11	7	18	0	0	46	35/11	3/6	0-0	29
19	SANDERSON, Josh	5	6	6	12	2	1	42	26/16	1/2	0-0	17
13	DANCE, Kevin	9	2	9	11	0	0	13	10/3	13/32	0-0	51
32	MacARTHUR, Brad*	11	1	9	10	0	0	14	10/4	11/30	4-3	48
44	CECCONI, Dean	1	0	1	1	0	0	2	2/0	0/0	0-0	4
	<i>Season Totals</i>	<i>6</i>	<i>4</i>	<i>3</i>	<i>7</i>	<i>0</i>	<i>0</i>	<i>17</i>	<i>13/4</i>	<i>3/6</i>	<i>0-2</i>	<i>22</i>
11	THORPE, Regy	12	1	5	6	0	0	5	3/2	14/28	2-2	71
39	O'TOOLE, Pat	8	0	6	6	0	0	0	0/0	0/0	0-0	62
88	HASEN, Mike	6	1	2	3	0	0	6	3/3	3/6	0-0	19
	<i>Season Totals</i>	<i>10</i>	<i>1</i>	<i>4</i>	<i>5</i>	<i>0</i>	<i>0</i>	<i>9</i>	<i>4/5</i>	<i>4/8</i>	<i>0-0</i>	<i>29</i>
1	GENERAL, Derek	8	0	4	4	0	0	0	0/0	2/4	0-0	14
	BENCH	12	0	0	0	0	0	0	0/0	11/22	0-0	0

Departed Players/Out for Season:

93	DRISCOLL, Chris	9	6	27	33	1	0	62	40/22	5/10	0-0	29
18	BOMBERRY	2	1	2	3	0	0	3	3/0	1/2	0-0	4
30	DIETRICH, Steve	3	0	2	2	0	0	0	0/0	0/0	0-0	5
45	CARMEAN, Tom	1	0	0	0	0	0	5	4/1	0/0	0-0	7
2	ROTHFUSS, Brent	1	0	0	0	0	0	5	3/2	0/0	0-0	3
	TOTALS	12	169	255	424	27	9	812	598/214	107/234	182-192	872

GOALTENDER

#	GOALIES	GP	GS	MIN	GA	EN	SVS	SHOTS	SV%	AVG.	W-L
39	O'TOOLE, Pat	8	5	357:03	65	1	221	286	.772	10.92	5-2
1	GENERAL, Derek	8	4	240:19	61	0	161	222	.725	15.25	3-0
30	DIETRICH, Steve	3	3	123:50	32	1	87	119	.731	15.48	0-2
	TEAM TOTALS	12	12	722:12	158	2	469	627	.748	13.30	8-4

KNIGHTHAWKS 1999 PLAYOFF STATISTICS

#	PLAYER	GP	G	A	PTS	PPG	SHG	SH	ON/OFF	PIM	FO	LB
34	JACOBS, Duane	2	3	6	9	1	1	12	10/2	2/4	0-0	13
33	SOUDAN, Tim	2	3	6	9	0	0	16	13/3	1/2	7-5	7
22	MALAWSKY, Curt	2	4	4	8	2	0	13	10/3	0/0	0-0	12
43	KILGOUR, Darris	2	3	3	6	1	0	18	9/9	2/4	1-0	5
36	MEARNS, Randy	2	0	6	6	0	0	3	2/1	0/0	0-0	18
4	DOWLING, Ted	2	5	0	5	1	0	15	12/3	4/8	0-0	8
20	KRUGER, Rusty	2	3	2	5	1	0	13	10/3	2/4	0-0	7
72	BOMBERRY, Cory	2	2	2	4	1	0	9	6/3	1/2	22-21	14
15	TEAT, Dan	2	0	3	3	0	0	7	4/3	2/4	0-0	8
99	POWELL, Casey*	2	1	1	2	1	0	9	7/2	0/0	0-0	7
13	DANCE, Kevin	2	0	1	1	0	0	1	0/1	2/7	0-0	4
16	HOLLENBECK, Jeremy	2	0	1	1	0	0	0	0/0	0/0	0-0	11
88	HASEN, Mike	2	0	0	0	0	0	1	1/0	1/2	0-0	4
10	McCREADY, Pat	2	0	0	0	0	0	0	0/0	1/2	0-0	4
39	O'TOOLE, Pat	2	0	0	0	0	0	0	0/0	0/0	0-0	11
11	THORPE, Regy	2	0	0	0	0	0	0	0/0	0/0	1-0	8
	BENCH	2	0	0	0	0	0	0	0/0	1/2	0-0	0
	TOTALS	2	24	35	59	8	1	117	84/33	19/41	31-26	141

GOALTENDER

#	GOALIES	GP	GS	MIN	GA	EN	SVS	SHOTS	SV%	AVG.	W-L
39	O'TOOLE, Pat	2	2	119:19	25	0	71	96	74.0%	12.61	1-1
	TEAM TOTALS	2	2	120:00	25	0	71	96	74.0%	12.50	1-1

KNIGHTHAWKS 2000 REGULAR SEASON STATISTICS

#	PLAYER	GP	G	A	PTS	PPG	SHG	SH	ON/OFF	PIM	FO	LB
24	GRANT, John*	12	37	40	77	7	3	168	119/49	16/32	0-0	76
22	MALAWSKY, Curt	12	22	29	51	8	1	77	61/16	4/8	0-0	58
33	SOUDAN, Tim	12	29	19	48	9	1	105	77/28	5/10	27/32	65
72	BOMBERRY, Cory	12	17	24	41	11	1	79	52/27	7/14	66-77	71
34	JACOBS, Duane	12	13	24	37	3	2	77	53/24	7/14	0-0	42
99	POWELL, Casey	10	12	16	28	0	3	62	44/18	4/8	0-0	47
15	TEAT, Dan	12	9	17	26	1	0	36	26/10	7/17	0-0	58
36	MEARNS, Randy	11	6	20	26	0	0	41	32/9	3/6	1-1	89
20	KRUGER, Rusty	9	12	13	25	3	1	55	48/7	9/27	0-0	30
23	McCREADY, Pat	9	12	11	23	0	1	35	32/3	5/10	0-0	43
16	HOLLENBECK, Jeremy	11	4	11	15	0	0	35	21/14	4/8	8-26	75
27	ZAPH, Casey	12	4	6	10	0	0	19	14/5	18/42	0-1	51
10	HASEN, Mike	12	4	5	9	0	1	9	7/2	12/27	0-0	47
39	O'TOOLE, Pat	12	0	7	7	0	0	0	0/0	1/2	0-0	72
32	MacARTHUR, Brad	11	3	2	5	1	1	12	11/1	11/22	2-2	34
11	THORPE, Regy	12	1	4	5	0	0	3	2/1	11/27	73-69	65
94	HUNT, Ben*	2	2	2	4	0	0	6	4/2	0/0	0-0	3
26	TUNRER, Andrew*	4	0	2	2	0	0	5	4/1	3/6	0-0	12
30	DIETRICH, Steve	3	0	2	2	0	0	0	0/0	0/0	0-0	13
42	COUGEVAN, Pat	3	0	0	0	0	0	1	1/0	3/6	0-0	3
77	O'BRIEN, Tim*	1	0	0	0	0	0	1	0/1	1/2	0-0	0
54	CROSBIE, Jason*	1	0	0	0	0	0	1	1/0	1/5	0-0	1
	BENCH	12								8/16		
	TOTALS	12	187	254	441	43	15	827	609/218	140/309	177-208	955

GOALTENDER

#	GOALIES	GP	GS	MIN	GA	EN	SVS	SHOTS	SV%	AVG.	W-L
37	O'TOOLE, Pat	12	11	619:29	124	0	418	542	.771	12.01	8-2
39	DIETRICH, Steve	3	1	99:05	25	0	52	77	.714	15.14	0-2
	TEAM TOTALS	12	12	720:00	149	0	470	619	.760	12.42	8-4

KNIGHTHAWKS 2000 PLAYOFF STATISTICS

#	PLAYER	GP	G	A	PTS	PPG	SHG	SH	ON/OFF	PIM	FO	LB
24	GRANT, John*	2	9	7	16	3	0	26	20/6	3/6	0-0	9
34	JACOBS, Duane	2	4	5	9	0	1	12	7/5	0/0	0-0	10
33	SOUDAN, Tim	2	3	4	7	1	0	29	18/11	1/2	0-0	13
99	POWELL, Casey	2	3	4	7	0	2	13	6/7	0/0	0-0	9
72	BOMBERRY, Cory	2	2	4	6	1	0	17	11/6	3/6	10-13	9
16	HOLLENBECK, Jeremy	2	2	4	6	0	0	7	3/4	0/0	0-0	12
10	HASEN, Mike	2	0	5	5	0	0	1	0/1	3/6	0-0	7
32	MacARTHUR, Brad	2	1	3	4	0	0	6	5/1	1/2	0-0	8
36	MEARNS, Radny	2	2	2	4	0	0	8	7/1	1/2	0-0	19
20	KRUGER, Rusty	2	1	2	3	0	0	9	8/1	2/4	0-0	8
22	MALAWSKY, Curt	2	1	1	2	1	0	5	3/2	2/4	0-0	11
39	O'TOOLE, Pat	2	0	2	2	0	0	0	0/0	0/0	0-0	18
15	TEAT, Dan	2	0	1	1	0	0	6	3/3	0/0	0-0	11
23	McCREADY, Pat	2	0	0	0	0	0	3	2/1	1/2	0-0	11
27	ZAPH, Casey	2	0	0	0	0	0	1	1/0	0/0	0-0	9
11	THORPE, Regy	2	0	0	0	0	0	1	1/0	5/10	15-22	8
94	HUNT, Ben*	0	0	0	0	0	0	0	0/0	0/0	0-0	0
26	TURNER, Andrew*	0	0	0	0	0	0	0	0/0	0/0	0-0	0
30	DIETRICH, Steve	0	0	0	0	0	0	0	0/0	0/0	0-0	0
42	COUGEVAN, Pat	0	0	0	0	0	0	0	0/0	0/0	0-0	0
77	O'BRIEN, Tim*	0	0	0	0	0	0	0	0/0	0/0	0-0	0
54	CROSBIE, Jason*	0	0	0	0	0	0	0	0/0	0/0	0-0	0
	BENCH	2								0/0		
	TEAM TOTALS	2	28	44	72	6	3	144	95/49	22/44	25-35	172

GOALTENDER

#	GOALIES	GP	GS	MIN	GA	EN	SVS	SHOTS	SV%	AVG.	W-L
37	O'TOOLE, Pat	2	2	120:00	25	0	83	108	.769	12.50	1-1
39	DIETRICH, Steve	0	0	0:00	0	0	0	0	.000	0.00	0-0
	TEAM TOTALS	2	2	120:00	25	0	83	108	.769	12.50	1-1

KNIGHTHAWKS 2000-01 REGULAR SEASON STATISTICS

#	PLAYER	GP	G	A	PTS	PPG	SHG	SH	ON/OFF	PIM	FO	LB
24	GRANT, John	14	42	48	90	8	1	238	170/68	9/18	0-0	124
72	BOMBERRY, Cory	14	24	42	66	13	0	102	68/34	9/18	40-39	69
22	MALAWSKY, Curt	14	25	34	59	13	2	102	83/19	1/2	0-0	55
34	JACOBS, Duane	14	33	24	57	16	4	131	99/32	5/10	0-0	61
40	CORDINGLEY, Troy	4	4	6	10	1	0	20	16/4	1/2	0-0	7
	<i>Albany Totals</i>	9	9	21	30	3	0	44	28/16	7/14	0-0	27
	<i>Season Totals</i>	13	13	27	40	4	0	64	40/20	8/16	0-0	34
20	KRUGER, Rusty	14	10	20	30	4	0	74	52/22	9/38	0-0	64
33	SOUDAN, Tim	14	16	9	25	1	1	113	84/29	4/11	8-15	66
23	McCREADY, Pat	13	10	11	21	0	4	44	35/9	11/52	0-0	70
36	MEARNS, Randy	12	2	17	19	0	0	34	26/8	6/12	0-0	75
32	MacARTHUR, Brad	14	12	6	18	0	2	30	25/5	19/38	148-133	61
27	ZAPH, Casey	14	5	11	16	0	0	11	9/2	21/51	0-0	69
54	CROSBIE, Jason	7	7	8	15	1	0	33	25/8	2/4	0-0	13
16	HOLLENBECK, Jeremy	14	4	8	12	1	0	44	31/13	9/21	0-1	59
39	O'TOOLE, Pat	13	1	9	10	0	1	1	1/0	0/0	0-0	82
10	HASEN, Mike	14	0	8	8	0	0	10	7/3	20/40	0-0	50
26	TURNER, Andrew*	12	2	4	6	0	0	10	7/3	16/48	0-0	50
94	HUNT, Ben	2	1	4	5	0	0	2	2/0	0/0	0-0	0
11	THORPE, Regy	14	0	5	5	0	0	2	1/1	8/19	11-19	80
30	DIETRICH, Steve	7	0	2	2	0	0	1	1/0	1/10	0-0	39
15	MUTCH, Darren	5	0	1	1	0	0	2	2/0	6/12	0-0	7
25	CARLSEN, Eric*	1	0	0	0	0	0	2	1/1	2/7	0-0	2
	BENCH	14								9/18		
	TOTALS	14	198	276	474	58	15	1,006	745/261	168/431	207-207	1,103

GOALTENDER

#	GOALIES	GP	GS	MIN	GA	EN	SVS	SHOTS	SV%	AVG.	W-L
37	O'TOOLE, Pat	13	9	555:35	98	0	384	482	.798	10.57	8-2
39	DIETRICH, Steve	7	5	287:29	61	0	195	256	.759	12.95	2-2
	TEAM TOTALS	14	14	843:12	159	0	579	738	.785	11.32	10-4

KNIGHTHAWKS 2011 PLAYOFF STATISTICS

#	PLAYER	GP	G	A	PTS	PPG	SHG	SH	ON/OFF	PIM	FO	LB
22	MALAWSKY, Curt	1	3	1	4	2	0	8	6/2	0/0	0-0	6
24	GRANT, John	1	3	1	4	2	0	16	9/7	0/0	0-0	5
34	JACOBS, Duane	1	2	2	4	0	0	6	6/0	0/0	0-0	5
33	SOUDAN, Tim	1	0	3	3	0	0	4	4/0	0/0	0-0	3
20	KRUGER, Rusty	1	1	1	2	0	0	8	6/2	0/0	0-0	8
40	CORDINGLEY, Troy	1	1	1	2	0	0	2	2/0	0/0	0-0	3
10	HASEN, Mike	1	1	1	2	0	0	2	2/0	2/4	0-0	2
72	BOMBERRY, Cory	1	0	2	2	0	0	6	4/2	0/0	1-4	6
39	O'TOOLE, Pat	1	0	2	2	0	0	0	0/0	0/0	0-0	5
36	MEARNS, Randy	1	0	2	2	0	0	2	1/1	0/0	0-0	3
26	TURNER, Andrew*	1	0	1	1	0	0	0	0/0	0/0	0-0	7
16	HOLLENBECK, Jeremy	1	0	1	1	0	0	3	3/0	0/0	0-0	6
27	ZAPH, Casey	1	0	0	0	0	0	0	0/0	2/4	0-0	9
11	THORPE, Regy	1	0	0	0	0	0	0	0/0	4/8	0-0	5
32	MacARTHUR, Brad	1	0	0	0	0	0	1	1/0	0/0	15-8	2
23	McCREADY, Pat	1	0	0	0	0	0	4	2/2	0/0	0-0	2
	BENCH	2								2/4		
	TOTALS	1	11	18	29	4	0	62	46/16	10/20	16-12	77

GOALTENDER

#	GOALIES	GP	GS	MIN	GA	EN	SVS	SHOTS	SV%	AVG.	W-L
37	O'TOOLE, Pat	1	1	60:00	12	0	42	54	.778	12.00	0-1
39	DIETRICH, Steve	0	0	0:00	0	0	0	0	.000	0.00	0-0
	TEAM TOTALS	1	1	60:00	12	0	42	54	.778	12.00	0-1

KNIGHTHAWKS 2001-02 REGULAR SEASON STATISTICS

#	PLAYER	GP	G	A	PTS	PPG	SHG	SH	ON/OFF	PIM	FO	LB
24	John Grant	16	52	53	105	11	3	281	199/82	19/38	0-0	102
51	Shawn Williams	16	40	35	75	13	4	197	150/47	2/4	0-0	68
18	Derek Malawsky	15	24	47	71	7	0	94	69/25	12/24	0-0	90
72	Cory Bomberry	16	22	44	66	11	0	118	81/37	6/12	102-111	105
22	Curt Malawsky	16	31	29	60	11	2	123	99/24	8/19	0-0	58
34	Duane Jacobs	15	21	25	46	3	0	85	67/18	7/22	0-0	52
33	Tim Soudan	16	20	25	45	0	0	122	92/30	8/16	22-23	98
17	D'Arcy Sweet	16	18	19	37	1	1	88	62/26	5/10	1-0	122
16	Jeremy Hollenbeck	14	8	11	19	0	0	48	35/13	3/6	4-6	69
43	Marshall Abrams	14	5	14	19	0	0	32	24/8	8/19	0-0	64
39	Pat O'Toole	16	1	15	16	1	0	1	1/0	0/0	0-0	116
27	Casey Zaph	16	5	10	15	0	0	26	21/5	18/53	2-4	102
10	Mike Hasen	16	1	11	12	0	0	10	6/4	8/30	0-0	110
7	Ted Jenner*	3	6	4	10	0	0	19	14/5	0/0	0-0	13
26	Andrew Turner	16	2	8	10	0	0	9	6/3	20/51	0-0	87
11	Regy Thorpe	13	0	6	6	0	0	1	0/1	14/39	73-83	79
37	Pat Campbell	5	0	4	4	0	0	0	0/0	2/15	0-0	34
12	Rodney Tapp	3	1	1	2	0	0	1	1/0	1/2	42-41	14
42	Pat Cougevan	16	1	1	2	0	0	8	4/4	6/12	0-1	45
77	Tim Burke*	2	0	0	0	0	0	0	0/0	1/2	0-0	3
2	Chris Schiller*	1	0	0	0	0	0	1	0/1	0/0	0-0	1
	BENCH	16								12/24		
	TOTALS	16	258	362	620	58	10	1,264	931/333	160/398	246-269	1,432

GOALTENDER

#	GOALIES	GP	GS	MIN	GA	EN	SVS	SHOTS	SV%	AVG.	W-L
37	Pat Campbell	5	0	113:04	20	0	69	89	.775	10.62	1-0
39	Pat O'Toole	16	16	848:52	180	0	570	750	.759	12.72	12-3
	TEAM TOTALS	16	16	963:53	200	0	639	839	.761	12.45	13-3

KNIGHTHAWKS 2002 PLAYOFF STATISTICS

#	PLAYER	GP	G	A	PTS	PPG	SHG	SH	ON/OFF	PIM	FO	LB
24	John Grant	2	6	5	11	1	1	45	32/13	0-0	0-0	10
18	Derek Malawsky	2	3	6	9	0	0	14	10/4	0-0	0-0	18
51	Shawn Williams	2	1	5	6	1	0	18	11/7	0-0	0-0	8
72	Cory Bomberry	2	3	2	5	1	0	10	6/4	0-0	13-16	6
10	Mike Hasen	2	1	4	5	0	0	1	1/0	1-2	0-0	10
17	D'Arcy Sweet	2	1	3	4	0	0	11	10/1	0-0	0-0	18
34	Duane Jacobs	2	3	0	3	2	0	12	7/5	0-0	0-0	5
22	Curt Malawsky	2	2	1	3	2	0	13	10/3	1-2	0-0	7
39	Pat O'Toole	2	0	3	3	0	0	0	0/0	0-0	0-0	11
16	Jeremy Hollenbeck	2	1	1	2	0	0	6	5/1	2-4	0-1	7
33	Tim Soudan	2	0	2	2	0	0	20	13/7	0-0	5-5	3
43	Marshall Abrams	2	0	1	1	0	0	4	2/2	1-2	0-0	16
11	Regy Thorpe	2	0	1	1	0	0	1	0/1	0-0	4-9	15
26	Andrew Turner	2	0	0	0	0	0	0	0/0	1-2	0-0	10
27	Casey Zaph	2	0	0	0	0	0	0	0/0	2-4	0-0	8
42	Pat Cougevan	2	0	0	0	0	0	0	0/0	2-4	0-0	6
37	Pat Campbell	1	0	0	0	0	0	0	0/0	0-0	0-0	0
	BENCH	2								1-2		
	TOTALS	2	21	34	55	7	1	155	107/48	11-22	22-31	158

GOALTENDER

#	GOALIES	GP	GS	MIN	GA	EN	SVS	SHOTS	SV%	AVG.	W-L
39	Pat O'Toole	2	2	109:52	20	0	66	86	.767	10.96	1-1
37	Pat Campbell	1	0	12:16	4	0	11	15	.733	19.74	0-0
	TEAM TOTALS	2	2	122:23	24	0	77	101	.762	11.78	1-1

KNIGHTHAWKS 2002-03 REGULAR SEASON STATISTICS

#	PLAYERS	GP	G	A	PTS	SH	SH%	SOG	SOG%	GW	UP	DN	LB	FO	PCT.	PEN
24	JOHN GRANT	16	46	53	99	256	.180	181	.707	1	9	0	115	0-0	.000	10-20.0
18	DEREK MALAWSKY	16	27	47	74	157	.172	110	.701	2	7	0	96	0-0	.000	6-15.0
51	SHAWN WILLIAMS	16	27	45	72	170	.159	136	.800	2	9	0	83	0-0	.000	2-4.0
72	CORY BOMBERRY	16	22	43	65	104	.212	71	.683	2	6	0	72	119-221	.538	2-4.0
22	CURT MALAWSKY	9	23	15	38	81	.284	64	.790	3	3	1	37	0-0	.000	3-9.0
16	JEREMY HOLLENBECK	16	19	13	32	67	.284	49	.731	1	6	0	66	2-4	.500	4-8.0
33	TIM SOUDAN	16	15	13	28	108	.139	82	.759	1	1	3	59	13-29	.448	5-13.0
2	CHRIS SCHILLER	16	16	8	24	42	.381	37	.881	0	1	2	93	0-1	.000	8-19.0
39	PAT O'TOOLE	16	0	18	18	2	.000	2	1.000	0	0	0	151	0-0	.000	0-0.0
10	MIKE HASEN	16	2	9	11	5	.400	3	.600	0	0	0	78	0-0	.000	13-37.0
26	ANDREW TURNER	16	4	6	10	10	.400	9	.900	0	0	1	78	0-0	.000	16-38.0
27	CASEY ZAPH	12	6	3	9	12	.500	11	.917	0	0	0	53	0-0	.000	17-59.0
20	STEVE PENNY	14	2	5	7	24	.083	12	.500	0	0	1	46	0-0	.000	11-25.0
19	TED JENNER	9	2	5	7	21	.095	15	.714	0	0	1	26	0-0	.000	2-4.0
11	REGY THORPE	15	1	5	6	4	.250	3	.750	0	0	0	100	65-162	.401	7-14.0
43	MARSHALL ABRAMS	16	1	4	5	5	.200	5	1.000	0	0	0	76	0-1	.000	11-22.0
37	PAT CAMPBELL	16	0	5	5	0	.000	0	.000	0	0	0	17	0-0	.000	0-0.0
23	SHAWN WILKINS	6	1	3	4	20	.050	13	.650	0	0	0	13	0-0	.000	1-2.0
42	PAT COUGEVAN	12	0	1	1	6	.000	4	.667	0	0	0	32	0-0	.000	3-9.0
93	BILL WARDER	1	0	0	0	1	.000	1	1.000	0	0	0	4	16-36	.444	0-0.0
77	TIM BURKE	2	0	0	0	0	.000	0	.000	0	0	0	0	0-0	.000	6-34.0
	TOTALS	16	214	301	515	1095	.195	808	.738	12	42	9	1297	215-454	.474	137-356
	OPPONENTS	16	173	235	408	1063	.163	760	.715	3	40	3	1272	239-453	.428	122-334

GOALTENDER

#	GOALIES	GP	MIN	W	L	GA	GAA	SV	SV%
39	PAT O'TOOLE	15	840:51	10	4	143	10.20	515	.783
37	PAT CAMPBELL	3	120:33	2	0	30	14.93	72	.706
	TOTALS:	16	963:13	12	4	173	10.78	587	.772
	OPPONENTS:	16	963:08	4	12	214	13.33	594	.735

KNIGHTHAWKS 2003 PLAYOFF STATISTICS

#	PLAYERS	GP	G	A	PTS	SH	SH%	SOG	SOG%	GW	UP	DN	LB	FO	PCT.	PEN
24	JOHN GRANT	2	6	7	13	42	.143	30	.714	1	2	0	17	0-0	.000	2-4.0
18	DEREK MALAWSKY	2	2	6	8	15	.133	11	.733	0	0	0	11	0-0	.000	0-0.0
51	SHAWN WILLIAMS	2	3	4	7	12	.250	9	.750	0	1	0	9	0-0	.000	0-0.0
72	CORY BOMBERRY	2	1	6	7	17	.059	10	.588	0	1	0	6	23-34	.676	0-0.0
22	CURT MALAWSKY	2	4	2	6	21	.190	12	.571	0	2	0	12	0-0	.000	2-4.0
2	CHRIS SCHILLER	2	2	2	4	4	.500	4	1.000	0	0	0	8	0-0	.000	2-4.0
33	TIM SOUDAN	2	1	2	3	10	.100	9	.900	0	0	0	3	0-0	.000	0-0.0
16	JEREMY HOLLENBECK	2	2	0	2	7	.286	6	.857	0	0	0	8	0-0	.000	0-0.0
39	PAT O'TOOLE	2	1	1	2	1	1.000	1	1.000	0	0	0	17	0-0	.000	0-0.0
11	REGY THORPE	2	0	2	2	0	.000	0	.000	0	0	0	14	8-17	.471	1-2.0
27	CASEY ZAPH	2	0	1	1	6	.000	4	.667	0	0	0	10	0-0	.000	0-0.0
10	MIKE HASEN	2	0	1	1	3	.000	2	.667	0	0	0	12	0-0	.000	0-0.0
26	ANDREW TURNER	2	0	1	1	1	.000	1	1.000	0	0	0	12	0-0	.000	1-2.0
20	STEVE PENNY	2	0	0	0	3	.000	3	1.000	0	0	0	5	0-0	.000	2-4.0
43	MARSHALL ABRAMS	2	0	0	0	0	.000	0	.000	0	0	0	6	0-0	.000	0-0.0
42	PAT COUGEVAN	2	0	0	0	0	.000	0	.000	0	0	0	10	0-0	.000	0-0.0
37	PAT CAMPBELL	2	0	0	0	0	.000	0	.000	0	0	0	0	0-0	.000	0-0.0
	TOTAL	2	22	35	57	142	.155	102	.718	1	6	2	160	31-51	.608	11-22.0
	OPPONENTS	2	21	28	49	137	.153	96	.701	1	5	2	144	20-51	.392	17-34.0

GOALTENDER

#	GOALIES	GP	MIN	W	L	GA	GAA	SV	SV%
39	PAT O'TOOLE	2	120:00	1	1	21	10.50	75	.781
	TOTALS:	2	120:00	1	1	21	10.50	75	.781
	OPPONENTS:	2	120:00	1	1	22	11.00	80	.784

KNIGHTHAWKS 2003-04 REGULAR SEASON STATISTICS

#	PLAYERS	GP	G	A	PTS	SH	SH%	SOG	SOG%	GW	UP	DN	LB	FO	PCT.	PEN
51	SHAWN WILLIAMS	16	45	36	81	233	.193	162	.695	3	13	0	91	0-0	.000	5-24.0
18	DEREK MALAWSKY	16	24	54	78	164	.146	113	.689	1	6	2	125	1-1	1.000	4-8.0
19	SCOTT EVANS*	16	16	19	35	125	.128	95	.760	1	3	1	71	0-0	.000	16-44.0
24	JOHN GRANT	5	16	19	35	85	.188	61	.718	0	4	0	34	0-0	.000	3-6.0
15	MAT GILES	16	21	11	32	96	.219	63	.656	1	10	1	58	0-0	.000	8-19.0
14	RYAN O'CONNOR	14	14	13	27	83	.169	61	.735	1	4	3	28	0-0	.000	3-6.0
2	CHRIS SCHILLER	14	11	12	23	32	.355	29	.906	0	0	1	70	0-0	.000	7-17.0
33	TIM SOUDAN	10	5	17	22	55	.091	44	.800	0	0	0	41	17-32	.531	2-4.0
93	KIM SQUIRE	10	5	13	18	58	.088	40	.702	1	1	0	43	0-0	.000	5-10.0
23	STEPHEN HOAR*	14	2	11	13	29	.069	14	.483	0	0	1	76	110-235	.468	6-12.0
26	ANDREW TURNER	12	1	10	11	4	.250	3	.750	0	0	1	63	0-0	.000	7-14.0
16	JEREMY HOLLENBECK	10	4	6	10	18	.222	13	.722	0	0	0	37	9-24	.375	1-2.0
39	PAT O'TOOLE	16	0	10	10	0	.000	0	.000	0	0	0	66	0-0	.000	0-0.0
9	JON HARASYM	13	4	5	9	57	.070	36	.632	0	0	0	54	0-0	.000	7-17.0
27	CASEY ZAPH	10	3	5	8	10	.300	7	.700	0	1	2	52	0-0	.000	13-37.0
20	STEVE PENNY	15	1	5	6	8	.125	5	.625	0	0	0	60	0-0	.000	8-16.0
11	REGY THORPE	16	0	5	5	5	.000	5	1.000	0	0	0	78	60-134	.448	11-22.0
10	MIKE HASEN	16	0	3	3	11	.000	9	.818	0	0	0	94	0-0	.000	6-23.0
28	JAIME TAYLOR	1	1	0	1	3	.333	1	.333	0	0	0	0	0-0	.000	1-2.0
43	MARSHALL ABRAMS	5	0	1	1	2	.000	2	1.000	0	0	0	25	0-0	.000	1-2.0
3	DENNIS JULEFF*	1	0	0	0	8	.000	4	.500	0	0	0	3	0-0	.000	0-0.0
5	BROCK ROBERTSON	5	0	0	0	5	.000	3	.600	0	0	0	3	0-0	.000	8-19.0
42	PAT COUGEVAN	14	0	0	0	2	.000	2	1.000	0	0	0	27	0-0	.000	2-4.0
37	PAT CAMPBELL	16	0	0	0	1	.000	1	1.000	0	0	0	6	0-0	.000	0-0.0
29	BUCK STOBART*	2	0	0	0	0	.000	0	.000	0	0	0	2	1-1	1.000	4-19.0
17	STEVE JENNINGS*	2	0	0	0	0	.000	0	.000	0	0	0	3	0-0	.000	0-0.0
	TOTALS:	16	173	255	428	1093	.158	773	.707	8	42	12	1210	198-427	.464	141-353
	OPPONENTS:	16	186	239	425	968	.192	731	.755	8	37	6	1103	229-427	.536	134-321

GOALTENDER

#	GOALIES	GP	MIN	W	L	GA	GAA	SV	SV%
37	PAT CAMPBELL	6	57:41	0	1	10	10.40	30	.750
39	PAT O'TOOLE	16	910:16	8	7	175	11.54	515	.846
	TOTALS:	16	970:36	8	8	186	11.50	545	.746
	OPPONENTS:	16	970:10	8	8	173	10.70	600	.776

KNIGHTHAWKS 2004 PLAYOFF STATISTICS

#	PLAYERS	GP	G	A	PTS	SH	SH%	SOG	SOG%	GW	UP	DN	LB	FO	PCT.	PEN
18	DEREK MALAWSKY	1	5	3	8	16	.312	11	.688	0	2	1	8	0-0	.000	0-0.0
51	SHAWN WILLIAMS	1	1	2	3	11	.091	10	.909	0	1	0	4	0-0	.000	1-2.0
14	RYAN O'CONNOR	1	1	2	3	3	.333	2	.667	0	1	0	2	0-0	.000	0-0.0
15	MAT GILES	1	1	1	2	8	.125	7	.875	0	1	0	2	0-0	.000	0-0.0
39	PAT O'TOOLE	1	0	2	2	1	.000	1	1.000	0	0	0	4	0-0	.000	0-0.0
23	STEPHEN HOAR*	1	1	0	1	1	1.000	1	1.000	0	0	0	5	4-8	.500	0-0.0
20	STEVE PENNY	1	0	1	1	1	.000	1	1.000	0	0	0	3	0-0	.000	0-0.0
19	SCOTT EVANS*	1	0	0	0	7	.000	5	.714	0	0	0	5	0-0	.000	0-0.0
33	TIM SOUDAN	1	0	0	0	4	.000	0	.000	0	0	0	1	2-4	.500	0-0.0
2	CHRIS SCHILLER	1	0	0	0	3	.000	1	.333	0	0	0	8	0-0	.000	1-2.0
16	JEREMY HOLLENBECK	1	0	0	0	2	.000	2	1.000	0	0	0	5	0-0	.000	0-0.0
93	KIM SQUIRE	1	0	0	0	1	.000	1	1.000	0	0	0	3	0-0	.000	0-0.0
42	PAT COUGEVAN	1	0	0	0	0	.000	0	.000	0	0	0	0	0-0	.000	2-4.0
37	PAT CAMPBELL	1	0	0	0	0	.000	0	.000	0	0	0	0	0-0	.000	0-0.0
29	BUCK STOBART*	1	0	0	0	0	.000	0	.000	0	0	0	0	0-0	.000	0-0.0
26	ANDREW TURNER	1	0	0	0	0	.000	0	.000	0	0	0	5	0-0	.000	0-0.0
11	REGY THORPE	1	0	0	0	0	.000	0	.000	0	0	0	7	7-14	.500	2-4.0
10	MIKE HASEN	1	0	0	0	0	.000	0	.000	0	0	0	0	0-0	.000	1-2.0
	TOTALS:	1	9	11	20	58	.155	42	.724	0	5	1	68	13-26	.500	8-16.0
	OPPONENTS:	1	13	19	32	61	.213	49	.803	1	2	2	77	13-26	.500	11-25.0

GOALTENDER

#	GOALIES	GP	MIN	W	L	GA	GAA	SV	SV%
39	PAT O'TOOLE	1	60:00	0	1	13	13.00	36	.735
	TOTALS:	1	60:00	0	1	13	13.00	36	.735
	OPPONENTS:	1	60:00	1	0	9	9.00	33	.786

KNIGHTHAWKS 2005 REGULAR SEASON STATISTICS

#	PLAYERS	POS	GP	G	A	PTS	PIM	PPG	PPA	SHG	SHA	GWG	LB	S	SPCT	SOG
24	Grant, John	F	15	49	56	105	31	9	22	2	6	4	0	0	.000	0
51	Williams, Shawn	F	16	33	50	83	12	11	17	2	0	1	0	0	.000	0
44	Accursi, Mike	F	16	23	48	71	12	9	24	3	1	0	0	0	.000	0
19	Evans (sc), Scott	F	16	29	23	52	25	10	8	3	0	0	0	0	.000	0
14	O'Connor, Ryan	F	14	14	17	31	6	6	6	0	0	0	0	0	.000	0
32	Millin, Ken	F	16	8	18	26	6	2	6	0	1	0	0	0	.000	0
15	Giles, Mat	F	15	10	13	23	18	1	2	0	1	1	0	0	.000	0
17	Toll, Steve	D	5	5	5	10	0	1	0	1	1	0	0	0	.000	0
	X (TOTALS)		17	9	13	22	0	1	0	2	1	0	0	0	.000	0
39	O'Toole, Pat	G	16	0	15	15	2	0	1	0	1	0	0	0	.000	0
26	Turner, Andrew	D	16	0	13	13	28	0	0	0	4	0	0	0	.000	0
23	Hoar, Stephen	D	14	5	5	10	24	0	0	0	0	0	0	0	.000	0
10	Hasen, Mike	D	15	2	6	8	19	0	0	0	1	1	0	0	.000	0
27	Zaph, Casey	F	16	0	8	8	58	0	0	0	3	0	0	0	.000	0
20	Penny, Steve	D	6	3	2	5	8	0	0	0	0	0	0	0	.000	0
33	Soudan, Tim	F	5	3	2	5	4	0	0	1	0	1	0	0	.000	0
7	Dutton, Pat	F	6	2	3	5	2	0	0	0	0	1	0	0	.000	0
2	Schiller, Chris	D	10	2	2	4	10	0	0	1	0	0	0	0	.000	0
12	Croswell, Brian	F	4	2	1	3	11	1	0	0	0	1	0	0	.000	0
11	Thorpe, Regy	D	16	1	2	3	27	0	1	0	0	0	0	0	.000	0
42	Cougevan, Pat	D	15	1	2	3	16	0	0	0	0	0	0	0	.000	0
43	Abrams, Marshall	D	7	1	2	3	6	0	0	0	0	0	0	0	.000	0
37	Campbell, Pat	G	3	0	1	1	0	0	0	0	0	0	0	0	.000	0
4	Livingstone, Carter	D	11	0	0	0	20	0	0	0	0	0	0	0	.000	0
	X Juleff, Dennis	F	1	0	0	0	2	0	0	0	0	0	0	0	.000	0
	TOTALS:	-	16	193	294	487	377	50	87	13	20	10	0	748	.258	748

GOALTENDER

#	GOALIES	GP	MIN	W	L	GA	GAA	SV	SV%
37	Campbell, Pat	3	53:02	1	0	8	9.05	37	.822
39	O'Toole, Pat	16	907:59	9	6	168	11.10	579	.775
	TOTALS:	16	-	10	6	179	11.19	616	.775

KNIGHTHAWKS 2005 PLAYOFF STATISTICS

#	PLAYERS	POS	GP	G	A	PTS	PIM	PPG	PPA	SHG	SHA	GWG	LB	S	SPCT	SOG	FO
24	Grant, John	F	2	7	6	13	2	0	1	1	0	1	7	35	.200	22	0-0
44	Accursi, Mike	F	2	7	1	8	0	1	0	0	0	0	6	17	.412	12	5-8
51	Williams, Shawn	F	2	5	2	7	0	3	0	0	0	0	7	19	.263	17	0-0
19	Evans (sc), Scott	F	2	4	3	7	2	0	0	0	0	0	8	19	.211	14	0-0
17	Toll, Steve	D	2	2	5	7	0	0	0	1	1	0	21	7	.286	6	1-1
39	O'Toole, Pat	G	2	0	7	7	0	0	0	0	0	0	10	0	.000	0	0-0
14	O'Connor, Ryan	F	2	0	5	5	0	0	4	0	0	0	1	11	.000	8	0-0
10	Hasen, Mike	D	2	0	4	4	4	0	0	0	0	0	10	0	.000	0	0-0
26	Turner, Andrew	D	2	2	1	3	8	0	0	0	0	0	8	2	1.000	2	0-0
2	Schiller, Chris	D	2	1	1	2	2	1	0	0	0	0	13	3	.333	2	0-0
11	Thorpe, Regy	D	2	0	2	2	2	0	0	0	0	0	12	0	.000	0	4-8
15	Giles, Mat	F	2	0	2	2	2	0	1	0	0	0	4	3	.000	2	0-1
32	Millin, Ken	F	2	1	0	1	0	0	0	0	0	0	3	6	.167	6	6-13
23	Hoar, Stephen	D	2	0	1	1	0	0	1	0	0	0	4	1	.000	1	21-32
27	Zaph, Casey	F	2	0	1	1	2	0	0	0	0	0	3	0	.000	0	0-0
42	Cougevan, Pat	D	2	0	1	1	0	0	0	0	0	0	4	0	.000	0	0-0
4	Livingstone, Carter	D	1	0	0	0	2	0	0	0	0	0	3	1	.000	1	0-0
43	Abrams, Marshall	D	1	0	0	0	0	0	0	0	0	0	6	0	.000	0	0-0
7	Dutton, Pat	F	0	0	0	0	0	0	0	0	0	0	0	0	.000	0	0-0
12	Croswell, Brian	F	0	0	0	0	0	0	0	0	0	0	0	0	.000	0	0-0
20	Penny, Steve	D	0	0	0	0	0	0	0	0	0	0	0	0	.000	0	0-0
33	Soudan, Tim	F	0	0	0	0	0	0	0	0	0	0	0	0	.000	0	0-0
37	Campbell, Pat	G	0	0	0	0	0	0	0	0	0	0	0	0	.000	0	0-0
	X Juleff, Dennis	F	0	0	0	0	0	0	0	0	0	0	0	0	.000	0	0-0
	TOTALS:	-	2	29	42	71	32	5	7	2	1	1	130	124	.234	93	37-63

GOALTENDER

#	GOALIES	GP	MIN	W	L	GA	GAA	SV	SV%
37	Campbell, Pat	0	0:00	0	0	0	.00	0	.000
39	O'Toole, Pat	2	117:54	1	1	26	13.23	72	.735
	TOTALS:	2	-	1	1	26	13.00	72	.735

KNIGHTHAWKS 2006 REGULAR SEASON STATISTICS

#	PLAYERS	POS	GP	G	A	PTS	PIM	PPG	PPA	SHG	SHA	GWG	LB	S	SPCT	SOG	FO
24	Grant, John	F	16	54	43	97	22	10	22	2	1	5	86	277	.195	203	0-0
51	Williams, Shawn	F	16	31	49	80	14	15	16	1	2	1	68	180	.172	127	0-0
19	Evans (sc), Scott	F	16	22	48	70	55	5	17	0	2	0	81	141	.156	106	0-0
44	Accursi, Mike	F	16	27	36	63	10	10	16	2	0	2	61	167	.162	121	2-7
15	Evans (sh), Shawn	F	15	21	16	37	59	3	2	0	1	0	110	120	.175	87	0-1
17	Toll, Steve	D	16	14	18	32	6	0	1	2	3	0	119	40	.350	36	4-15
32	Millin, Ken	F	11	4	12	16	0	1	5	0	0	0	20	23	.174	19	0-0
39	O'Toole, Pat	G	16	0	12	12	0	0	0	0	3	0	20	3	.000	1	0-0
14	O'Connor, Ryan	F	7	5	6	11	11	2	4	0	0	0	7	27	.185	18	0-0
7	Dutton, Pat	F	10	4	7	11	4	1	0	0	0	1	39	11	.364	9	0-0
23	Hoar, Stephen	D	16	3	5	8	35	0	0	0	0	0	94	25	.120	23	221-408
10	Hasen, Mike	D	16	3	3	6	6	0	0	0	0	0	73	8	.375	4	0-0
2	Schiller, Chris	D	16	2	4	6	15	0	0	0	1	0	90	19	.105	13	0-0
5	Chapman, Sandy	F	11	1	5	6	4	0	0	0	0	0	32	12	.083	9	0-0
11	Thorpe, Regy	D	16	1	4	5	29	0	1	1	1	0	61	5	.200	5	5-11
25	Ditzell, Scott	D	15	2	2	4	34	1	0	0	0	0	49	3	.667	2	0-0
12	Croswell, Brian	F	4	1	2	3	0	1	0	0	0	0	8	9	.111	6	0-0
4	Livingstone, Carter	D	9	0	3	3	6	0	0	0	0	0	24	1	.000	1	0-0
21	Greer, Bill	F	6	1	1	2	8	0	0	0	0	0	23	5	.200	5	0-0
43	Abrams, Marshall	D	11	0	2	2	25	0	0	0	0	0	53	1	.000	0	0-0
20	Penny, Steve	D	8	0	1	1	8	0	0	0	0	0	24	6	.000	3	0-0
52	Crawley, Grant	G	4	0	1	1	0	0	0	0	0	0	2	0	.000	0	0-0
	X Cougevan, Pat	D	4	0	1	1	4	0	0	0	0	0	3	0	.000	0	0-0
	X Burkholder, Andrew	F	1	0	0	0	0	0	0	0	0	0	0	1	.000	1	0-0
	TOTALS:	-	16	196	281	477	387	49	84	8	14	9	1147	1094	.179	809	232-442

GOALTENDER

#	GOALIES	GP	MIN	W	L	GA	GAA	SV	SV%
39	O'Toole, Pat	16	927:35	9	6	169	10.93	598	.780
52	Crawley, Grant	16	29:03	0	1	9	18.59	6	.400
	TOTALS:	16	-	9	7	180	11.25	604	.770

KNIGHTHAWKS 2006 PLAYOFF STATISTICS

#	PLAYERS	POS	GP	G	A	PTS	PIM	PPG	PPA	SHG	SHA	GWG	LB	S	SPCT	SOG	FO
24	Grant, John	F	2	8	2	10	2	3	0	0	0	1	8	42	.190	33	0-0
19	Evans (sc), Scott	F	2	3	7	10	7	1	2	0	0	0	12	23	.130	16	0-0
51	Williams, Shawn	F	2	3	3	6	0	0	1	0	1	0	5	19	.158	13	0-0
17	Toll, Steve	D	2	3	2	5	0	0	0	2	0	0	15	7	.429	6	1-2
7	Dutton, Pat	F	2	2	2	4	0	0	0	0	0	0	12	6	.333	4	0-0
15	Evans (sh), Shawn	F	2	2	2	4	0	0	0	1	0	0	15	16	.125	14	0-0
39	O'Toole, Pat	G	2	0	4	4	0	0	0	0	2	0	2	0	.000	0	0-0
32	Millin, Ken	F	2	3	0	3	2	0	0	0	0	0	8	7	.429	7	0-0
2	Schiller, Chris	D	2	1	2	3	2	0	0	1	0	0	13	4	.250	4	0-0
44	Accursi, Mike	F	2	0	3	3	2	0	1	0	0	0	10	14	.000	7	0-0
21	Greer, Bill	F	1	1	1	2	2	0	0	0	0	0	4	1	1.000	1	0-0
25	Ditzell, Scott	D	2	0	2	2	10	0	0	0	0	0	7	2	.000	2	0-0
11	Thorpe, Regy	D	2	0	1	1	2	0	0	0	0	0	6	0	.000	0	1-2
23	Hoar, Stephen	D	2	0	1	1	0	0	0	0	0	0	15	4	.000	2	31-51
4	Livingstone, Carter	D	2	0	0	0	0	0	0	0	0	0	2	0	.000	0	0-0
5	Chapman, Sandy	F	2	0	0	0	0	0	0	0	0	0	3	1	.000	1	0-0
10	Hasen, Mike	D	2	0	0	0	0	0	0	0	0	0	7	0	.000	0	0-2
43	Abrams, Marshall	D	1	0	0	0	2	0	0	0	0	0	0	0	.000	0	0-0
	TOTALS:	-	2	26	32	58	35	4	4	4	3	1	144	146	.178	110	33-57

GOALTENDER

#	GOALIES	GP	MIN	W	L	GA	GAA	SV	SV%
52	Crawley, Grant	2	0:00	0	0	0	.00	0	.000
39	O'Toole, Pat	2	118:06	1	1	23	11.69	68	.747
	TOTALS:	2	-	1	1	23	11.50	68	.747

KNIGHTHAWKS 2007 REGULAR SEASON STATISTICS

#	PLAYERS	POS	GP	G	A	PTS	PIM	PPG	PPA	SHG	SHA	GWG	LB	S	SPCT	SOG	FO
24	Grant, John	F	15	51	60	111	40	14	22	5	6	4	81	272	.188	199	0-0
51	Williams, Shawn	F	16	36	55	91	8	15	15	1	3	2	69	135	.267	103	0-0
19	Evans (sc), Scott	F	16	45	42	87	48	16	17	2	2	2	78	217	.207	168	0-0
44	Accursi, Mike	F	16	26	51	77	0	12	22	3	3	0	69	140	.186	104	0-0
15	Evans (sh), Shawn	F	16	32	34	66	36	6	12	3	1	1	121	181	.177	116	1-7
32	Millin, Ken	F	16	19	33	52	4	2	11	2	4	0	58	66	.288	51	0-0
17	Toll, Steve	T	16	14	24	38	2	1	0	4	5	3	177	35	.400	29	2-4
23	Hoar, Stephen	D	16	10	13	23	25	0	0	1	0	1	67	38	.263	33	240-464
39	O'Toole, Pat	G	15	0	23	23	0	0	2	0	2	0	28	2	.000	0	0-0
20	Greer, Bill	D	13	7	11	18	17	0	2	1	5	1	106	16	.438	12	0-0
43	Abrams, Marshall	D	15	0	10	10	30	0	1	0	0	0	51	3	.000	1	0-0
5	Chapman, Sandy	D	15	1	8	9	15	0	0	0	0	0	56	6	.167	6	10-23
2	Schiller, Chris	T	12	3	5	8	15	0	2	1	1	0	63	11	.273	10	0-0
11	Thorpe, Regy	D	15	0	5	5	27	0	0	0	1	0	47	3	.000	3	4-13
25	Ditzell, Scott	D	13	0	5	5	68	0	1	0	0	0	72	7	.000	6	0-0
36	Forget, Luke	D	10	1	3	4	23	0	1	0	0	0	50	12	.083	9	0-0
12	Croswell, Brian	F	3	2	1	3	0	0	1	0	0	0	5	8	.250	7	0-0
7	Dutton, Pat	D	6	1	2	3	6	1	0	0	0	0	19	7	.143	5	0-0
26	Brown, David	D	4	1	0	1	6	0	0	0	0	0	15	4	.250	3	0-0
42	Cougevan, Pat	D	14	0	1	1	15	0	1	0	0	0	25	1	.000	0	0-0
	X Hasen, Mike	D	3	0	1	1	0	0	0	0	1	0	13	0	.000	0	0-1
18	Reid, Jack	D	6	0	0	0	44	0	0	0	0	0	18	1	.000	1	0-0
90	Wetherup, Phil	G	5	0	0	0	0	0	0	0	0	0	0	0	.000	0	0-0
	X Miron, Mike	G	1	0	0	0	0	0	0	0	0	0	2	0	.000	0	0-0
	TOTALS:	-	16	249	387	636	459	67	110	23	34	14	1290	1165	.214	866	257-512

GOALTENDER

#	GOALIES	GP	MIN	W	L	GA	GAA	SV	SV%
41	Crawley, Grant	1	0:00	0	0	0	.00	0	.000
39	O'Toole, Pat	15	838:38	13	1	165	11.80	566	.774
90	Wetherup, Phil	10	66:30	1	0	14	12.63	53	.791
	X Miron, Mike	6	50:14	0	1	15	17.92	31	.674
	TOTALS:	16	-	14	2	194	12.13	650	.770

KNIGHTHAWKS 2007 PLAYOFF STATISTICS

#	PLAYERS	POS	GP	G	A	PTS	PIM	PPG	PPA	SHG	SHA	GWG	LB	S	SPCT	SOG	FO
51	Williams, Shawn	F	3	6	13	19	2	3	2	0	0	0	18	27	.222	23	0-0
44	Accursi, Mike	F	3	11	4	15	2	2	2	0	0	1	15	45	.244	36	0-0
24	Grant, John	F	3	8	7	15	0	1	3	1	0	1	24	63	.127	51	0-0
19	Evans (sc), Scott	F	3	3	9	12	6	0	4	1	0	0	20	40	.075	28	0-0
15	Evans (sh), Shawn	F	3	3	5	8	2	1	2	0	0	0	32	32	.094	22	0-0
23	Hoar, Stephen	D	3	1	6	7	0	0	0	0	0	0	15	12	.083	8	45-78
32	Millin, Ken	F	3	0	6	6	0	0	0	0	1	0	9	8	.000	6	0-0
17	Toll, Steve	T	3	2	3	5	2	0	0	1	0	0	28	4	.500	4	0-1
20	Greer, Bill	D	3	1	2	3	8	0	0	0	0	1	20	2	.500	2	0-0
36	Forget, Luke	D	3	0	3	3	4	0	0	0	0	0	16	2	.000	1	0-0
2	Schiller, Chris	T	3	1	1	2	0	0	0	0	1	0	11	3	.333	3	0-0
11	Thorpe, Regy	D	3	0	2	2	4	0	0	0	0	0	4	0	.000	0	0-0
25	Ditzell, Scott	D	3	0	2	2	6	0	0	0	0	0	16	1	.000	1	0-0
5	Chapman, Sandy	D	3	1	0	1	0	0	0	0	0	0	10	3	.333	3	0-0
39	O'Toole, Pat	G	3	0	1	1	0	0	0	0	1	0	5	0	.000	0	0-0
42	Cougevan, Pat	D	3	0	0	0	0	0	0	0	0	0	3	2	.000	1	0-0
43	Abrams, Marshall	D	3	0	0	0	2	0	0	0	0	0	14	0	.000	0	0-0
7	Dutton, Pat	D	0	0	0	0	0	0	0	0	0	0	0	0	.000	0	0-0
12	Croswell, Brian	F	0	0	0	0	0	0	0	0	0	0	0	0	.000	0	0-0
18	Reid, Jack	D	0	0	0	0	0	0	0	0	0	0	0	0	.000	0	0-0
26	Brown, David	D	0	0	0	0	0	0	0	0	0	0	0	0	.000	0	0-0
41	Crawley, Grant	G	0	0	0	0	0	0	0	0	0	0	0	0	.000	0	0-0
90	Wetherup, Phil	G	0	0	0	0	0	0	0	0	0	0	0	0	.000	0	0-0
	TOTALS:	-	3	37	64	101	38	7	13	3	3	3	260	244	.152	189	45-79

GOALTENDER

#	GOALIES	GP	MIN	W	L	GA	GAA	SV	SV%
90	Wetherup, Phil	3	0:00	0	0	0	.00	0	.000
41	Crawley, Grant	0	0:00	0	0	0	.00	0	.000
39	O'Toole, Pat	3	178:53	3	0	30	10.06	131	.814
	TOTALS:	3	-	3	0	30	10.00	131	.814

KNIGHTHAWKS 2008 REGULAR SEASON STATISTICS

#	PLAYERS	POS	GP	G	A	PTS	PIM	PPG	PPA	SHG	SHA	GWG	LB	S	SPCT	SOG	FO
24	Grant, John	F	16	47	45	92	16	9	19	5	1	0	116	301	.156	206	0-0
51	Williams, Shawn	F	16	25	55	80	2	11	15	1	4	0	64	151	.166	102	0-0
19	Evans (sc), Scott	F	16	44	34	78	28	15	10	3	2	3	88	266	.165	194	0-0
15	Evans (sh), Shawn	F	15	25	38	63	63	2	14	0	2	3	61	158	.158	105	0-0
32	Millin, Ken	F	15	8	25	33	8	2	10	0	0	1	49	64	.125	49	0-0
17	Toll, Steve	T	16	7	25	32	8	0	4	3	5	0	166	38	.184	30	0-0
23	Hoar, Stephen	T	16	5	17	22	36	1	0	1	1	0	76	47	.106	32	204-394
5	Chapman, Sandy	D	16	1	15	16	12	0	0	0	4	0	77	5	.200	5	12-33
21	Lyons, Matt	F	12	9	6	15	9	2	1	3	0	1	26	47	.191	34	0-0
2	Schiller, Chris	T	16	4	11	15	19	0	0	2	0	0	87	15	.267	13	0-0
20	Greer, Bill	D	14	9	5	14	4	2	0	1	2	0	69	22	.409	18	0-0
14	MacLeod, Mat	F	11	7	7	14	11	0	0	0	0	0	32	33	.212	26	0-0
39	O'Toole, Pat	G	16	0	10	10	0	0	0	0	3	0	11	3	.000	2	0-0
25	Ditzell, Scott	D	14	2	6	8	58	0	0	0	0	0	92	6	.333	5	0-0
43	Abrams, Marshall	D	16	0	5	5	21	0	0	0	0	0	66	0	.000	0	0-0
	X Forget, Luke	D	6	1	3	4	4	0	0	0	0	0	33	2	.500	2	0-0
11	Thorpe, Regy	D	12	0	4	4	27	0	0	0	0	0	39	0	.000	0	0-6
18	Reid, Jack	D	10	0	4	4	19	0	1	0	0	0	35	4	.000	3	0-0
42	Cougevan, Pat	D	14	1	1	2	4	0	0	0	0	0	11	2	.500	2	0-0
26	Brown, David	D	3	1	0	1	2	0	0	0	0	0	5	1	1.000	1	0-0
16	Potter, Andrew	F	2	1	0	1	0	0	0	0	0	0	9	2	.500	2	0-0
90	Wetherup, Phil	G	3	0	1	1	0	0	0	0	1	0	2	0	.000	0	0-0
52	Crawley, Grant	G	1	0	0	0	0	0	0	0	0	0	0	0	.000	0	0-0
	TOTALS:	-	16	197	317	514	375	44	74	19	25	8	1214	1167	.169	831	216-433

GOALTENDER

#	GOALIES	GP	MIN	W	L	GA	GAA	SV	SV%
52	Crawley, Grant	1	4:30	0	0	0	.00	2	1.000
39	O'Toole, Pat	16	889:25	8	6	156	10.52	540	.776
90	Wetherup, Phil	15	71:39	0	2	13	10.89	41	.759
	TOTALS:	16	-	8	8	171	10.69	583	.773

KNIGHTHAWKS 2009 REGULAR SEASON STATISTICS

#	PLAYERS	POS	GP	G	A	PTS	PIM	PPG	PPA	SHG	SHA	GWG	LB	S	SPCT	SOG	FO
51	Williams, Shawn	F	16	26	67	93	4	10	21	0	4	0	85	180	.144	136	0-0
15	Evans (sh), Shawn	F	16	30	49	79	42	5	17	1	1	3	106	204	.147	141	0-0
88	Henhawk, Jason	F	14	18	20	38	6	2	10	2	0	0	55	126	.143	86	1-3
22	Gait, Gary	F	11	22	15	37	4	12	7	0	0	2	42	109	.202	77	1-1
9	Point, Craig	F	10	17	11	28	12	4	6	1	0	1	47	94	.181	67	0-0
	X (TOTALS)		14	19	17	36	14	6	6	1	0	1	60	128	.148	88	0-1
90	Rooney, Jamie	F	7	5	3	8	6	0	0	0	1	0	16	27	.185	16	0-0
	X (TOTALS)		17	12	10	22	10	0	0	0	1	1	46	57	.211	38	0-0
1	Walters, Joe	F	15	8	12	20	7	0	1	0	0	0	50	94	.085	56	0-0
2	Schiller, Chris	T	16	8	11	19	20	0	1	2	1	1	100	29	.276	21	0-0
17	Toll, Steve	T	16	4	13	17	6	1	1	0	1	0	178	26	.154	22	0-0
32	Millin, Ken	F	14	5	11	16	21	1	2	0	0	0	41	29	.172	22	0-0
73	Hill, Dean	F	3	2	3	5	0	1	0	0	0	0	11	14	.143	9	0-0
	X (TOTALS)		7	4	12	16	2	1	2	0	1	0	27	44	.091	33	0-0
	X Wilson, Aaron	F	6	9	6	15	0	3	3	0	0	0	20	75	.120	53	0-0
25	McBride, Bobby	T	10	6	9	15	4	0	0	1	0	0	63	26	.231	22	0-0
39	O'Toole, Pat	G	13	0	8	8	0	0	0	0	1	0	0	0	.000	0	0-0
7	Allen, Mac	D	11	2	5	7	50	1	0	1	0	0	68	10	.200	7	97-177
5	Chapman, Sandy	D	16	1	6	7	17	0	0	0	1	0	79	12	.083	10	8-30
	X (TOTALS)		16	1	6	7	17	0	0	0	1	0	79	12	.083	10	8-30
71	Laverty, Kyle	D	15	1	4	5	83	1	0	0	1	0	54	2	.500	2	0-0
	X Hill, Stuart	F	2	2	1	3	0	1	0	0	0	0	2	8	.250	6	0-0
36	Spack, Andrew	D	3	2	0	2	0	0	0	0	0	0	22	4	.500	4	26-54
	X Greer, Bill	D	8	0	2	2	8	0	0	0	0	0	55	9	.000	6	0-0
	X Cogan, Ronald	F	3	1	0	1	4	0	0	0	0	0	2	9	.111	4	0-0
11	Thorpe, Regy	D	12	0	1	1	22	0	0	0	0	0	52	3	.000	3	25-83
12	Bonterre, Troy	D	12	0	1	1	26	0	0	0	0	0	26	5	.000	3	0-1
14	MacLeod, Mat	F	5	0	1	1	2	0	1	0	0	0	18	16	.000	11	0-0
	X Collins, Derek	G	3	0	1	1	0	0	0	0	0	0	0	0	.000	0	0-0
	X Kelly, Anthony	D	2	0	1	1	0	0	0	0	0	0	9	1	.000	1	25-56
	X Lazore, Andrew	F	1	0	1	1	0	0	0	0	0	0	0	0	.000	0	0-0
42	Cougevan, Pat	D	6	0	0	0	0	0	0	0	0	0	10	1	.000	0	0-0
13	Vanevery, Ben	G	3	0	0	0	0	0	0	0	0	0	0	0	.000	0	0-0
	X Wetherup, Phil	G	2	0	0	0	2	0	0	0	0	0	0	0	.000	0	0-0
	X Saunders, Pat		1	0	0	0	0	0	0	0	0	0	2	0	.000	0	0-0
	X Boyle, Brock	D	1	0	0	0	0	0	0	0	0	0	4	0	.000	0	0-0
	X Elliott, Dan	D	1	0	0	0	5	0	0	0	0	0	0	0	.000	0	0-0
	X Hill, Chandon	D	1	0	0	0	0	0	0	0	0	0	0	0	.000	0	0-0
	X McCready, Joel		1	0	0	0	0	0	0	0	0	0	4	0	.000	4	0-0
	X Hanford, Jamie	D	1	0	0	0	2	0	0	0	0	0	6	0	.000	0	15-26
	TOTALS:	-	16	169	262	431	373	42	78	8	14	7	1223	1117	.151	789	198-431

GOALTENDER

#	GOALIES	GP	MIN	W	L	GA	GAA	SV	SV%
30	Henhawk, Jake	1	0:00	0	0	0	.00	0	.000
13	Vanevery, Ben	13	43:52	0	0	7	9.57	26	.788
39	O'Toole, Pat	13	776:46	7	6	139	10.74	475	.774
	X Collins, Derek	3	93:20	0	3	28	18.00	47	.627
	X Wetherup, Phil	2	49:48	0	0	21	25.30	25	.543
	TOTALS:	16	-	7	9	197	12.31	573	.744

KNIGHTHAWKS 2009 PLAYOFF STATISTICS

#	PLAYERS	POS	GP	G	A	PTS	PIM	PPG	PPA	SHG	SHA	GWG	LB	S	SPCT	SOG	FO
51	Williams, Shawn	F	1	1	5	6	0	0	3	0	0	0	2	12	.083	7	0-0
15	Evans (sh), Shawn	F	1	3	2	5	0	1	2	0	0	0	8	14	.214	12	0-0
9	Point, Craig	F	1	2	3	5	0	2	2	0	0	0	5	6	.333	5	0-0
88	Henhawk, Jason	F	1	1	2	3	2	1	0	0	0	0	7	10	.100	3	0-1
22	Gait, Gary	F	1	1	1	2	2	1	1	0	0	0	4	10	.100	6	0-0
90	Rooney, Jamie	F	1	1	1	2	0	0	0	0	0	0	0	3	.333	2	0-0
17	Toll, Steve	T	1	1	0	1	2	0	0	1	0	0	12	1	1.000	1	0-0
2	Schiller, Chris	T	1	0	1	1	2	0	1	0	0	0	7	2	.000	1	0-0
25	McBride, Bobby	T	1	0	1	1	0	0	1	0	0	0	5	0	.000	0	0-0
1	Walters, Joe	F	1	0	0	0	0	0	0	0	0	0	1	2	.000	2	0-0
5	Chapman, Sandy	D	1	0	0	0	6	0	0	0	0	0	3	0	.000	0	1-1
7	Allen, Mac	D	1	0	0	0	0	0	0	0	0	0	5	2	.000	1	5-21
11	Thorpe, Regy	D	1	0	0	0	17	0	0	0	0	0	0	0	.000	0	0-2
12	Bonterre, Troy	D	1	0	0	0	0	0	0	0	0	0	6	0	.000	0	0-0
32	Millin, Ken	F	1	0	0	0	0	0	0	0	0	0	2	0	.000	0	0-0
39	O'Toole, Pat	G	1	0	0	0	0	0	0	0	0	0	0	0	.000	0	0-0
71	Lavery, Kyle	D	1	0	0	0	2	0	0	0	0	0	4	1	.000	1	0-0
13	Vanevery, Ben	G	0	0	0	0	0	0	0	0	0	0	0	0	.000	0	0-0
14	MacLeod, Mat	F	0	0	0	0	0	0	0	0	0	0	0	0	.000	0	0-0
30	Henhawk, Jake	G	0	0	0	0	0	0	0	0	0	0	0	0	.000	0	0-0
36	Spack, Andrew	D	0	0	0	0	0	0	0	0	0	0	0	0	.000	0	0-0
42	Cougevan, Pat	D	0	0	0	0	0	0	0	0	0	0	0	0	.000	0	0-0
73	Hill, Dean	F	0	0	0	0	0	0	0	0	0	0	0	0	.000	0	0-0
	TOTALS:	-	1	10	16	26	37	5	10	1	0	0	71	63	.159	41	6-25

GOALTENDER

#	GOALIES	GP	MIN	W	L	GA	GAA	SV	SV%
13	Vanevery, Ben	1	0:00	0	0	0	.00	0	.000
30	Henhawk, Jake	0	0:00	0	0	0	.00	0	.000
39	O'Toole, Pat	1	62:16	0	1	11	10.60	43	.796
	TOTALS:	1	-	0	1	11	11.00	43	.796

KNIGHTHAWKS 2010 REGULAR SEASON STATISTICS

No.	PLAYER	POS	GP	G	A	PTS	PIM	LB	FOA	FOW	FO%	PP	SHG	GW	SOG	SH	SH%
24	John Grant	F	15	39	44	83	17	85	0	0	0.000	11	2	0	197	263	0.148
51	Shawn Williams	F	16	23	46	69	4	76	0	0	0.000	6	2	0	92	124	0.185
9	Craig Point	F	16	31	15	46	38	95	241	107	0.444	4	0	1	112	158	0.196
15	Shawn Evans	F	15	11	34	45	59	100	0	0	0.000	3	0	1	79	121	0.091
22	Gary Gait	F	11	16	16	32	4	47	0	0	0.000	5	0	4	52	64	0.250
19	Scott Evans	F	10	7	13	20	74	43	1	0	0.000	3	0	0	67	86	0.081
72	Cory Bomberry	F	8	4	11	15	2	32	39	19	0.487	2	0	0	31	42	0.095
17	Steve Toll	D	16	5	8	13	10	153	0	0	0.000	0	2	0	18	25	0.200
93	Chris Driscoll	T	15	3	9	12	8	42	1	0	0.000	0	0	0	19	29	0.103
	BUF	T	4	2	3	5	2	10	0	0	0.000	0	0	0	6	10	0.200
	ROC	T	11	1	6	7	6	32	0	0	0.000	0	0	0	13	19	0.053
2	Chris Schiller	T	13	2	10	12	26	70	0	0	0.000	1	1	0	5	9	0.222
1	Joe Walters	T	14	1	10	11	4	39	0	0	0.000	0	0	0	25	34	0.029
67	Bobby McBride	T	9	4	5	9	2	80	0	0	0.000	0	1	1	17	20	0.200
21	Kevin Fines	D	13	6	2	8	16	59	55	16	0.291	0	0	0	20	25	0.240
18	Peter Jacobs	F	5	2	5	7	0	8	0	0	0.000	0	0	0	12	18	0.111
10	Joel McCready	T	10	2	2	4	11	33	0	0	0.000	0	0	0	9	9	0.222
77	Aaron Bold	G	8	0	3	3	0	5	0	0	0.000	0	0	0	0	0	0.000
39	Pat O'Toole	G	16	0	3	3	0	11	0	0	0.000	0	0	0	0	0	0.000
43	Marshall Abrams	D	12	0	2	2	23	60	0	0	0.000	0	0	0	0	1	0.000
7	Mac Allen	D	14	1	0	1	38	56	16	10	0.625	0	0	0	2	3	0.333
36	Jason Henhawk	F	2	0	1	1	15	3	0	0	0.000	0	0	0	6	10	0.000
71	Kyle Laverty	D	12	0	1	1	43	38	0	0	0.000	0	0	0	2	3	0.000
79	*Sid Smith	D	16	0	1	1	15	62	52	10	0.192	0	0	0	1	1	0.000
40	Matt Danowski	F	1	0	0	0	0	4	0	0	0.000	0	0	0	4	4	0.000
12	*Cody Johnson	T	1	0	0	0	0	5	0	0	0.000	0	0	0	0	0	0.000
90	Jamie Rooney	F	1	0	0	0	0	2	0	0	0.000	0	0	0	4	4	0.000
26	Andrew Potter	F	2	0	0	0	0	7	0	0	0.000	0	0	0	3	6	0.000
25	Scott Ditzell	D	13	0	0	0	2	42	0	0	0.000	0	0	0	1	3	0.000
	BENCH		16	0			24									0	
	TOTALS		16	155	238	393	422	1247	405	162		35	8	7	772	1052	0.147

GOALTENDER

No.	GOALIE	GP	MINS	W	L	EN	GA	GAA	SA	SVS	SV%
77	Aaron Bold	16	310	2	4	0	58	11.23	257	199	0.774
39	Pat O'Toole	16	650	5	5	1	122	11.26	495	373	0.754
	TOTALS	16	960	7	9	1	180	11.25	752	572	0.761

KNIGHTHAWKS 2011 REGULAR SEASON STATISTICS

No.	PLAYER	POS	GP	G	A	PTS	PIM	LB	FOA	FOW	FO%	PP	SHG	GW	EN	SOG	SH	SH%
51	Shawn Williams	F	16	23	54	77	2	64	0	0	0.000	2	1	0	0	106	137	16.8
15	Shawn Evans	F	16	24	49	73	18	96	0	0	0.000	9	4	2	0	112	150	16.0
88	* Cody Jamieson	F	16	28	25	53	30	45	0	0	0.000	8	0	0	0	125	154	18.2
9	Craig Point	F	15	20	27	47	0	67	101	49	0.485	2	0	2	0	89	137	14.6
44	Mike Accursi	F	16	21	24	45	4	43	1	0	0.000	2	1	3	0	88	114	18.4
20	Jordan Hall	T	12	18	22	40	2	58	6	4	0.667	4	0	2	0	51	70	25.7
42	* Jarrett Davis	F	14	12	12	24	11	39	0	0	0.000	0	0	1	0	44	52	23.1
10	Pat McCready	D	15	6	12	18	16	101	3	0	0.000	0	1	0	0	14	14	42.9
23	* Cory Vitarelli	F	6	7	6	13	2	19	0	0	0.000	1	1	0	0	34	46	15.2
37	Scott Campbell	D	17	7	5	12	17	80	1	0	0.000	0	0	0	0	17	22	31.8
	BOS	D	4	0	1	1	4	11	0	0	0.000	0	0	0	0	2	3	0.0
	ROC	D	13	7	4	11	13	69	0	0	0.000	0	0	0	0	15	19	36.8
93	Chris Driscoll	T	16	4	7	11	6	44	2	0	0.000	0	2	0	2	10	11	36.4
1	Joe Walters	T	5	1	10	11	0	12	0	0	0.000	0	0	0	0	19	26	3.8
2	Chris Schiller	T	16	1	9	10	29	75	2	0	0.000	0	0	0	1	4	5	20.0
22	x Gary Gait	F	2	1	4	5	0	6	0	0	0.000	0	0	0	0	2	3	33.3
7	* Tyler Burton	D	14	1	2	3	18	61	154	49	0.318	0	0	0	0	4	5	20.0
79	Sid Smith	D	11	0	3	3	17	39	74	29	0.392	0	0	0	0	1	2	0.0
4	Joel McCready	T	12	0	2	2	43	65	0	0	0.000	0	0	0	0	5	8	0.0
86	Rory Glaves	D	15	0	2	2	6	29	0	0	0.000	0	0	0	0	1	1	0.0
	EDM	D	3	0	0	0	4	4	0	0	0.000	0	0	0	0	0	0	0.0
	ROC	D	12	0	2	2	2	25	0	0	0.000	0	0	0	0	1	1	0.0
48	Matt Vinc	G	16	0	2	2	0	23	0	0	0.000	0	0	0	0	0	0	0.0
21	Kevin Fines	D	1	1	0	1	0	2	2	1	0.500	0	0	0	0	1	1	100.0
12	Troy Bonterre	D	11	1	0	1	29	22	0	0	0.000	0	0	0	0	1	1	100.0
16	*x Dylan Evans	D	2	0	1	1	7	2	0	0	0.000	0	0	0	0	1	1	0.0
5	x Matt Zash	D	4	0	1	1	2	18	56	21	0.375	0	0	0	0	0	0	0.0
40	Ian Rubel	D	14	0	1	1	12	12	0	0	0.000	0	0	0	0	0	0	0.0
83	x Chandon Hill	D	1	0	0	0	5	0	0	0	0.000	0	0	0	0	0	0	0.0
28	x Cody Johnson	T	1	0	0	0	2	2	0	0	0.000	0	0	0	0	0	0	0.0
41	*x Holdon Vyse	D	1	0	0	0	0	1	0	0	0.000	0	0	0	0	2	3	0.0
3	* Josh Ruys	T	2	0	0	0	0	6	1	1	1.000	0	0	0	0	0	0	0.0
77	Aaron Bold	G	5	0	0	0	0	2	0	0	0.000	0	0	0	0	0	0	0.0
25	Scott Ditzell	D	9	0	0	0	4	18	0	0	0.000	0	0	0	0	0	0	0.0
17	Kyle Laverty	D	15	0	0	0	45	41	0	0	0.000	0	0	0	0	0	0	0.0
	BENCH		16	0			16										0	
	TOTALS		16	176	279	455	335	1077	403	154		28	10	10	3	729	960	0.183

GOALTENDER

No.	GOALIE	GP	MINS	W	L	EN	GA	GAA	SA	SVS	SV%
48	Matt Vinc	16	933:16	10	6	1	152	9.77	737	585	0.794
77	Aaron Bold	16	31:31	0	0	0	6	11.80	24	18	0.750
	TOTALS	16	964:47	10	6	1	158	9.84	761	603	0.792

KNIGHTHAWKS 2011 PLAYOFF STATISTICS

No.	PLAYER	POS	GP	G	A	PTS	PIM	LB	FOA	FOW	FO%	PP	SHG	GW	EN	SOG	SH	SH%
20	Jordan Hall	T	1	2	3	5	0	5	0	0	0.000	0	0	0	0	3	10	20.0
15	Shawn Evans	F	1	2	2	4	0	6	0	0	0.000	2	0	0	0	6	10	20.0
51	Shawn Williams	F	1	1	3	4	0	5	0	0	0.000	0	0	0	0	7	9	11.1
88	* Cody Jamieson	F	1	0	3	3	0	1	0	0	0.000	0	0	0	0	4	4	0.0
44	Mike Accursi	F	1	2	0	2	0	4	0	0	0.000	0	0	0	0	6	9	22.2
42	* Jarrett Davis	F	1	1	1	2	0	4	0	0	0.000	0	0	0	0	5	5	20.0
37	Scott Campbell	D	1	0	1	1	2	3	0	0	0.000	0	0	0	0	3	3	0.0
2	Chris Schiller	T	1	0	1	1	2	6	0	0	0.000	0	0	0	0	0	0	0.0
12	Troy Bonterre	D	1	0	0	0	0	2	0	0	0.000	0	0	0	0	0	0	0.0
7	* Tyler Burton	D	1	0	0	0	0	7	21	7	0.333	0	0	0	0	0	0	0.0
93	Chris Driscoll	T	1	0	0	0	2	3	0	0	0.000	0	0	0	0	0	0	0.0
86	Rory Glaves	D	1	0	0	0	0	1	0	0	0.000	0	0	0	0	0	0	0.0
17	Kyle Laverty	D	1	0	0	0	2	0	0	0	0.000	0	0	0	0	0	0	0.0
10	Pat McCready	D	1	0	0	0	0	9	0	0	0.000	0	0	0	0	0	0	0.0
9	Craig Point	F	1	0	0	0	0	0	1	0	0.000	0	0	0	0	3	4	0.0
40	Ian Rubel	D	1	0	0	0	0	1	0	0	0.000	0	0	0	0	0	0	0.0
79	Sid Smith	D	1	0	0	0	2	2	0	0	0.000	0	0	0	0	0	0	0.0
48	Matt Vinc	G	1	0	0	0	0	0	0	0	0.000	0	0	0	0	0	0	0.0
23	* Cory Vitarelli	F	1	0	0	0	2	2	0	0	0.000	0	0	0	0	4	4	0.0
	BENCH		1	0			0											0
	TOTALS		1	8	14	22	12	61	22	7		2	0	0	0	41	58	0.138

GOALTENDER

No.	GOALIE	GP	MINS	W	L	EN	GA	GAA	SA	SVS	SV%
77	Aaron Bold	1	0:00	0	0	0	0	0.00	0	0	0.000
48	Matt Vinc	1	60:00	0	0	0	10	10.00	54	44	0.815
	TOTALS	1	60:00	0	0	0	10	10.00	54	44	0.815

KNIGHTHAWKS 2012 REGULAR SEASON STATISTICS

#	Name	GP	G	A	PTS	PIM	PPG	SHG	S	SOG	SOFF	LB	TO	FT	FO	FOW	FOL	FO%
88	Cody Jamieson	15	36	49	85	15	7	4	226	158	68	56	46	2	0	0	0	0.0
44	Mike Accursi	16	22	44	66	4	3	1	134	104	30	66	34	0	0	0	0	0.0
28	Stephen Keogh	16	26	32	58	14	10	0	136	97	39	43	26	0	0	0	0	0.0
93	Johnny Powless	16	26	24	50	10	1	1	101	70	31	43	12	2	0	0	0	0.0
23	Cory Vitarelli	16	29	17	46	10	7	2	122	92	30	64	18	4	0	0	0	0.0
20	Jordan Hall	10	7	24	31	11	2	0	55	38	17	61	20	3	0	0	0	0.0
42	Jarrett Davis	13	7	21	28	14	0	0	69	47	22	34	17	3	0	0	0	0.0
9	Craig Point	7	10	14	24	2	2	0	49	30	19	22	14	1	49	16	33	32.7
25	Brad Self	16	7	16	23	6	0	1	45	33	12	87	9	20	0	0	0	0.0
10	Pat McCready	16	5	13	18	38	0	0	24	19	5	94	7	10	2	1	1	50.0
1	Joe Walters	6	3	13	16	0	0	0	32	27	5	9	8	1	0	0	0	0.0
66	Alex "Kedoh" Hill	5	5	6	11	0	0	0	28	20	8	13	4	0	0	0	0	0.0
48	Matt Vinc	16	0	8	8	4	0	0	2	0	2	15	8	0	0	0	0	0.0
47	Travis Hill	9	4	3	7	29	0	1	14	10	4	25	5	3	94	31	63	33.0
37	Scott Campbell	15	1	5	6	11	0	0	8	5	3	62	9	7	1	0	1	0.0
16	Dylan Evans	13	1	4	5	4	0	0	8	6	2	61	7	1	101	31	70	30.7
11	Joel White	6	0	3	3	2	0	0	6	4	2	34	6	5	0	0	0	0.0
86	Rory Glaves	15	0	3	3	9	0	0	0	0	0	24	4	4	0	0	0	0.0
26	Mike Kirk	16	0	3	3	42	0	0	9	8	1	51	8	9	0	0	0	0.0
50	Ryan Cousins	10	1	1	2	6	0	0	2	1	1	31	4	1	1	0	1	0.0
7	Tyler Burton	14	1	1	2	21	0	0	5	5	0	68	6	9	190	89	101	46.8
2	Chris Schiller	8	0	1	1	10	0	0	2	2	0	20	3	3	0	0	0	0.0
79	Sid Smith	15	0	1	1	8	0	0	3	3	0	45	2	12	7	1	6	14.3
17	Kyle Laverty	10	0	1	1	46	0	0	0	0	0	17	4	1	0	0	0	0.0
4	Jamie Batson	1	0	0	0	0	0	0	0	0	0	1	0	0	8	1	7	12.5
33	Jake Henhawk	3	0	0	0	27	0	0	0	0	0	0	0	0	0	0	0	0.0
77	Tim O'Brien	2	0	0	0	4	0	0	0	0	0	0	0	0	0	0	0	0.0
6	Joe Smith	2	0	0	0	2	0	0	1	1	0	4	1	1	2	1	1	50.0

GOALTENDER

#	Name	GP	MIN	W	L	SOG	GA	GAA	SV	SV%
33	Jake Henhawk	16	21:28	0	0	18	4	11.18	14	.778
48	Matt Vinc	16	938:30	7	9	774	191	12.21	583	.753

KNIGHTHAWKS 2012 PLAYOFF STATISTICS

#	Name	GP	G	A	PTS	PIM	PPG	SHG	S	SOG	SOFF	LB	TO	FT	FO	FOW	FOL	FO%
88	Cody Jamieson	3	8	9	17	0	0	0	29	25	4	7	6	0	0	0	0	0.0
1	Joe Walters	3	4	9	13	0	0	0	20	11	9	3	3	0	0	0	0	0.0
93	Johnny Powless	3	5	6	11	0	0	0	19	14	5	4	4	0	0	0	0	0.0
9	Craig Point	3	4	6	10	0	0	0	16	13	3	7	5	1	20	6	14	30.0
42	Jarrett Davis	3	1	9	10	0	0	0	12	5	7	4	3	1	0	0	0	0.0
44	Mike Accursi	3	5	4	9	0	1	0	22	18	4	8	2	0	0	0	0	0.0
28	Stephen Keogh	3	4	4	8	0	0	0	25	16	9	11	8	3	0	0	0	0.0
23	Cory Vitarelli	3	4	3	7	2	2	0	14	8	6	12	3	1	0	0	0	0.0
26	Mike Kirk	3	1	2	3	2	0	0	2	1	1	16	0	0	0	0	0	0.0
16	Dylan Evans	3	1	1	2	0	0	0	1	1	0	11	2	1	26	6	20	23.1
10	Pat McCready	3	1	1	2	7	0	0	2	2	0	20	0	4	0	0	0	0.0
17	Kyle Laverty	3	0	1	1	4	0	0	1	1	0	6	0	0	0	0	0	0.0
50	Ryan Cousins	3	1	0	1	0	0	0	1	1	0	8	0	0	0	0	0	0.0
7	Tyler Burton	3	1	0	1	0	0	0	1	1	0	8	0	0	37	6	31	16.2
25	Brad Self	3	0	1	1	2	0	0	5	4	1	12	1	0	0	0	0	0.0
37	Scott Campbell	3	0	1	1	0	0	0	1	1	0	12	3	0	0	0	0	0.0
48	Matt Vinc	3	0	0	0	0	0	0	0	0	0	1	3	0	0	0	0	0.0
79	Sid Smith	3	0	0	0	4	0	0	0	0	0	9	0	0	0	0	0	0.0
86	Rory Glaves	3	0	0	0	0	0	0	0	0	0	9	1	1	0	0	0	0.0

GOALTENDER

#	Name	GP	MIN	W	L	SOG	GA	GAA	SV	SV%
33	Jake Henhawk	3	0:00	0	0	0	0	0.00	0	.000
48	Matt Vinc	3	180:00	3	0	166	32	10.67	134	.807

KNIGHTHAWKS 2013 REGULAR SEASON STATISTICS

#	Name	GP	G	A	PTS	PIM	PPG	SHG	S	SOG	SOFF	LB	TO	FT	FO	FOW	FOL	FO%
88	Cody Jamieson	16	28	61	89	25	13	1	187	137	50	56	35	2	0	0	0	0.0
6	Dan Dawson	16	23	52	75	4	0	1	133	108	25	67	28	1	1	1	0	100.0
23	Cory Vitarelli	15	25	19	44	17	3	2	103	78	25	75	18	4	0	0	0	0.0
93	Johnny Powless	16	22	19	41	5	4	0	114	76	38	37	10	2	0	0	0	0.0
44	Mike Accursi	13	18	18	36	4	2	1	83	63	20	37	26	1	0	0	0	0.0
1	Joe Walters	15	9	25	34	7	0	0	57	43	14	22	15	0	0	0	0	0.0
28	Stephen Keogh	12	13	11	24	14	2	1	81	63	18	25	14	1	0	0	0	0.0
22	Casey Powell	7	8	14	22	6	1	0	65	43	22	27	11	1	0	0	0	0.0
25	Brad Self	16	9	13	22	8	0	3	32	23	9	96	12	13	0	0	0	0.0
9	Craig Point	10	9	11	20	7	4	0	65	45	20	18	11	1	51	23	28	45.1
10	Joel McCreedy	15	7	8	15	19	0	0	37	32	5	46	6	5	1	1	0	100.0
48	Matt Vinc	13	0	6	6	0	0	0	1	0	1	14	6	1	0	0	0	0.0
26	Mike Kirk	15	0	6	6	12	0	0	6	2	4	72	8	4	0	0	0	0.0
37	Scott Campbell	16	3	1	4	12	0	1	11	8	3	62	9	6	0	0	0	0.0
29	Ian Llord	14	1	2	3	34	0	0	1	1	0	42	4	8	0	0	0	0.0
16	Dylan Evans	16	0	3	3	23	0	0	5	2	3	50	8	5	222	81	141	36.5
79	Sid Smith	16	0	3	3	14	0	0	0	0	0	68	6	16	8	0	8	0.0
7	Tyler Burton	12	2	0	2	14	0	0	3	3	0	28	2	8	99	31	68	31.3
2	Paul Dawson	16	1	0	1	34	0	0	10	5	5	38	6	5	0	0	0	0.0
98	Jimmy Purves	5	1	0	1	4	0	0	4	4	0	15	0	1	0	0	0	0.0
5	Scott Self	7	0	1	1	2	0	0	1	1	0	22	6	4	20	6	14	30.0
14	Matt Hummel	1	0	0	0	0	0	0	0	0	0	3	1	0	0	0	0	0.0
4	Jamie Batson	5	0	0	0	12	0	0	2	2	0	18	1	4	3	1	2	33.3
55	Angus Goodleaf	3	0	0	0	0	0	0	0	0	0	0	0	0	0	0	0	0.0
57	Jon Sullivan	1	0	0	0	0	0	0	0	0	0	1	0	0	0	0	0	0.0
86	Rory Glaves	13	0	0	0	6	0	0	0	0	0	18	5	1	0	0	0	0.0

GOALTENDER

#	Name	GP	MIN	W	L	SOG	GA	GAA	SV	SV%
48	Matt Vinc	16	955:29	8	8	824	162	10.17	662	.803
33	Jake Henhawk	1	0:00	0	0	0	0	0.00	0	.000
55	Angus Goodleaf	15	4:28	0	0	7	0	0.00	7	1.000

KNIGHTHAWKS 2013 PLAYOFF STATISTICS

#	Name	GP	G	A	PTS	PIM	PPG	SHG	S	SOG	SOFF	LB	TO	FT	FO	FOW	FOL	FO%
6	Dan Dawson	3	6	8	14	0	1	0	27	22	5	7	2	0	0	0	0	0.0
88	Cody Jamieson	3	5	9	14	0	0	1	27	20	7	13	6	0	0	0	0	0.0
1	Joe Walters	3	3	9	12	2	0	0	17	14	3	6	5	0	0	0	0	0.0
93	Johnny Powless	3	4	6	10	0	0	0	24	18	6	10	2	0	0	0	0	0.0
9	Craig Point	3	6	2	8	0	1	0	27	16	11	5	2	0	0	0	0	0.0
44	Mike Accursi	3	3	3	6	0	0	0	11	8	3	2	5	0	0	0	0	0.0
28	Stephen Keogh	2	1	4	5	0	0	0	8	5	3	5	0	0	0	0	0	0.0
23	Cory Vitarelli	2	2	2	4	6	0	0	17	12	5	5	4	0	0	0	0	0.0
79	Sid Smith	3	0	3	3	0	0	0	0	0	0	15	2	3	0	0	0	0.0
25	Brad Self	3	1	2	3	2	0	0	4	2	2	25	0	2	0	0	0	0.0
7	Tyler Burton	3	0	2	2	4	0	0	0	0	0	7	0	1	20	5	15	25.0
2	Paul Dawson	3	1	0	1	2	0	0	2	1	1	9	0	0	0	0	0	0.0
37	Scott Campbell	3	0	1	1	0	0	0	2	1	1	9	2	0	0	0	0	0.0
98	Jimmy Purves	3	1	0	1	0	0	0	5	5	0	9	1	1	0	0	0	0.0
48	Matt Vinc	3	0	0	0	0	0	0	0	0	0	4	0	0	0	0	0	0.0
29	Ian Llord	3	0	0	0	0	0	0	0	0	0	4	1	1	0	0	0	0.0
10	Joel McCready	2	0	0	0	0	0	0	7	3	4	4	1	1	0	0	0	0.0
26	Mike Kirk	3	0	0	0	2	0	0	1	1	0	15	1	0	0	0	0	0.0
16	Dylan Evans	3	0	0	0	5	0	0	1	0	1	10	0	1	44	13	31	29.5
5	Scott Self	3	0	0	0	4	0	0	2	1	1	12	2	1	8	1	7	12.5

GOALTENDER

#	Name	GP	MIN	W	L	SOG	GA	GAA	SV	SV%
48	Matt Vinc	3	180:00	3	0	121	28	9.33	93	.769
55	Angus Goodleaf	3	0:00	0	0	0	0	0.00	0	.000

MILL/NLL ALL-PRO SELECTIONS

Year	Player(s)	Team	Year	Player(s)	Team	Year	Player(s)	Team
1995	Paul Gait	First Team	1999	Duane Jacobs	Second Team	2006	John Grant	First Team
	Steve Dietrich	Second Team	2000	John Grant	First Team	2007	John Grant	First Team
1996	Paul Gait	First Team	2000-01	John Grant	First Team		Steve Toll	First Team
	Steve Dietrich	Second Team	2001-02	John Grant	Second Team		Shawn Williams	Second Team
	Chris Driscoll	Second Team	2002-03	Pat O'Toole	First Team	2009	Mac Allen	Second Team
	Duane Jacobs	Second Team		John Grant	Second Team	2011	Matt Vinc	First Team
1997	Paul Gait	First Team	2003-04	Shawn Williams	First Team		Pat McCready	First Team
	Duane Jacobs	Second Team		Pat O'Toole	Second Team	2012	Cody Jamieson	Second Team
1998	Duane Jacobs	Second Team	2005	John Grant	First Team	2013	Matt Vinc	First Team
				Andrew Turner	First Team			

TEAM AWARDS

Team MVP

1995	Steve Dietrich
1996	Duane Jacobs
1997	Paul Gait
1998	Cory Bomberry
1999	Duane Jacobs
2000	Not awarded
2000-01	John Grant
2001-02	John Grant
2002-03	Pat O'Toole
2003-04	Mike Hasen
2005	Andrew Turner
2006	John Grant
2007	Pat O'Toole
2008	John Grant
2009	Pat O'Toole
2010	Craig Point
2011	Matt Vinc
2012	Cody Jamieson
2013	Matt Vinc

Unsung Hero

1995	Regy Thorpe
1996	Regy Thorpe
1997	Regy Thorpe
1998	Dan Teat
1999	Jeremy Hollenbeck
2000	Not Awarded
2000-01	Mike Hasen
2001-02	Mike Hasen & Casey Zaph
2002-03	Chris Schiller
2003-04	Scott Evans
2005	Regy Thorpe
2006	Chris Schiller
2007	Sandy Chapman
2008	Chris Schiller
2009	Mac Allen
2010	Kevin Fines
2011	Matt Vinc
2012	Cory Vitarelli
2013	Cory Vitarelli

Rookie of the Year

2011	Cody Jamieson
2012	Johnny Powless

Seventh Man

1995	Bill Meagher
1996	Tim Soudan
1997	Steve Dietrich, Tim Soudan
1998	Randy Mearns
1999	Not Awarded
2000	Not Awarded
2000-01	Andrew Turner
2001-02	Pat Cougevan

Most Popular Player

2002-03	Pat O'Toole
---------	-------------

Fan of the Year

2002-03	Shawn French
---------	--------------

Comeback Player of the Year

2006	Regy Thorpe
2007	Pat Cougevan
2008	Regy Thorpe
2009	Pat O'Toole

10th Anniversary Team

Goalies	Pat O'Toole Steve Dietrich
Defense	Regy Thorpe Andrew Turner Casey Zaph
Forwards	Paul Gait John Grant Duane Jacobs Curt Malawsky Tim Soudan

Knighthawks Hall of Fame

Class of 2009	Paul Day Duane Jacobs Tim Soudan
Class of 2010	Jody Gage Randy Mearns Paul Gait
Class of 2011	Mike Hasen Jeremy Hollenbeck
Class of 2012	Pat Cougevan Regy Thorpe
Class of 2013	Pat O'Toole

Best Defenseman

2002-03	Mike Hasen
2003-04	Mike Hasen
2005	Andrew Turner
2006	Mike Hasen
2007	Steve Toll
2008	Sandy Chapman
2009	Sandy Chapman
2010	Mac Allen, Sid Smith
2011	Sid Smith, Pat McCready
2012	Pat McCready
2013	Sid Smith

Community Service Award

2002-03	Ted Jenner
2003-04	Buck Stobart
2005	John Grant
2007	John Grant
2008	Pat Cougevan
2009	John Grant
2010	Joe Walters
2011	Joe Walters, Jarrett Davis
2012	Joe Walters, Joel White and Stephen Keogh
2013	Joe Walters

Most Improved Player

2010	Joel McCready
2011	Tyler Burton
2012	Dylan Evans
2013	Jamie Batson

ALL-TIME AWARD WINNERS

NLL YEARLY AND MONTHLY AWARDS

League MVP

2007 John Grant

Championship Game MVP

1997 Steve Dietrich

2007 John Grant

2012 Cody Jamieson

Rookie of the Year

2000 John Grant

All-Rookie Team

2003 Chris Schiller

2004 Scott Evans

2005 Shawn Evans

2011 Cody Jamieson

2012 Johnny Powless

2012 Stephen Keogh

Goaltender of the Year

2003 Pat O'Toole

2011 Matt Vinc

2013 Matt Vinc

Defenseman of the Year

2005 Andrew Turner

2011 Pat McCready

Transition Player of the Year

2007 Steve Toll

Coach of the Year

2004 Paul Day

2007 Ed Comeau

2011 Mike Hasen

General Manager of the Year

2011 Curt Styres

Executive of the Year

2011 Curt Styres

Public Relations

2006 Craig Rybczynski

Equipment Manager of the Year

2007 Ryan Gage

Sportsmanship Award

2010 Shawn Williams

2011 Jordan Hall

2012 Johnny Powless

Player of the Month

1995 March Paul Gait

1997 January Paul Gait

2005 February John Grant

2006 January John Grant

Rookie of the Month

1998 January Curt Malawsky

1999 March Casey Powell

2000 January John Grant

2000 March John Grant

2011 April Cody Jamieson

NLL WEEKLY AWARDS

1995 Season

Player of the Week

Jan. 7 Steve Dietrich

Feb. 25 Steve Dietrich

Mar. 5 Paul Gait

1996 Season

Player of the Week

Dec. 30 Steve Dietrich

Mar. 16 Steve Dietrich

1997 Season

Player of the Week

Games of Jan. 4 Paul Gait

Games of Jan. 24/25 Paul Gait

Games of Feb. 7/8 Paul Gait

1998 Season

Player of the Week

Week 9 Derek General

1999 Season

Player of the Week

Week 5 Derek General

Week 13 Pat O'Toole

2000 Season

Player of the Week

Week 5 Pat O'Toole

Week 11 John Grant

Week 13 John Grant

2000-01 Season

Player of the Week

Week 1 John Grant

Week 2 John Grant

Week 9 Pat O'Toole

Week 14 Pat O'Toole

2001-02 Season

Player of the Week - Overall

Week 7 Shawn Williams

Week 8 Derek Malawsky

Week 18 John Grant

Player of the Week - Offense

Week 8 Derek Malawsky

Week 14 Shawn Williams

Week 18 John Grant

2002-03 Season

Player of the Week - Offense

Week 10 Shawn Williams

Week 12 Derek Malawsky

Week 13 Curt Malawsky

Week 14 John Grant

Player of the Week - Defense

Week 3 Pat Campbell

Week 8 Pat O'Toole

Week 14 Pat O'Toole

Rookie of the Week

Week 3 Chris Schiller



ALL-TIME AWARD WINNERS

2003-04 Season

Player of the Week - Overall

Week 13 Shawn Williams
 Week 15 Shawn Williams
 Week 16 Shawn Williams

Player of the Week - Offense

Week 3 John Grant
 Week 6 Shawn Williams
 Week 7 Derek Malawsky
 Week 10 Shawn Williams
 Week 13 Shawn Williams
 Week 15 Shawn Williams
 Week 16 Shawn Williams

Player of the Week - Defense

Week 8 Pat O'Toole
 Week 15 Pat O'Toole
 Week 16 Pat O'Toole

Rookie of the Week

Week 6 Stephen Hoar
 Week 10 Scott Evans
 Week 12 Scott Evans

2005 Season

Player of the Week - Overall

Week 4 John Grant
 Week 8 John Grant
 Week 12 Pat Campbell

Player of the Week - Offense

Week 4 John Grant
 Week 7 John Grant
 Week 8 John Grant

Player of the Week - Defense

Week 5 Pat O'Toole
 Week 12 Pat Campbell

Rookie of the Week

Week 1 Pat Dutton

2006 Season

Player of the Week - Overall

Week 5 John Grant

Player of the Week - Offense

Week 5 John Grant
 Week 10 John Grant
 Week 11 John Grant

Player of the Week - Defense

Week 5 Pat O'Toole

Rookie of the Week

Week 3 Shawn Evans
 Week 10 Shawn Evans

2007 Season

Player of the Week - Overall

Week 3 Pat O'Toole
 Week 5 John Grant
 Week 9 John Grant

Player of the Week - Offense

Week 5 John Grant
 Week 9 John Grant

Player of the Week - Defense

Week 3 Pat O'Toole

Transition Player of the Week

Week 10 Steve Toll

2008 Season

Player of the Week - Overall

Week 7 - Pat O'Toole
 Week 8 - John Grant
 Week 10 - Shawn Evans

Player of the Week - Offense

Week 7 - Shawn Evans
 Week 8 - John Grant
 Week 10 - Shawn Evans

Player of the Week - Defense

Week 7 - Pat O'Toole

Player of the Week - Rookie

Week 15 - Mat MacLeod

2009 Season

Player of the Week - Overall

Week 2 - Gary Gait
 Week 10 - Shawn Evans
 Week 11 - Shawn Evans
 Week 16 - Pat O'Toole

Player of the Week - Offense

Week 10 - Shawn Evans
 Week 11 - Shawn Evans

Player of the Week - Defense

Week 11 - Sandy Chapman

Transition Player of the Week

Week 9 - Bobby McBride
 Week 16 - Steve Toll

2010 Season

Player of the Week - Overall

Week 4 Aaron Bold
 Week 14 Shawn Williams

Player of the Week - Defense

Week 1 Pat O'Toole
 Week 7 Pat O'Toole

Transition Player of the Week

Week 2 Bobby McBride
 Week 7 Steve Toll

2011 Season

Player of the Week - Overall
 Week 5 Shawn Evans

Player of the Week - Offense

Week 13 Shawn Williams

Transition Player of the Week

Week 5 Jordan Hall
 Week 8 Jordan Hall
 Week 9 Jordan Hall
 Week 13 Jordan Hall
 Week 16 Jordan Hall

Rookie of the Week

Week 2 Cody Jamieson
 Week 3 Cody Jamieson
 Week 5 Cody Jamieson
 Week 8 Cody Jamieson
 Week 14 Cody Jamieson
 Week 16 Cody Jamieson

2012 Season

Player of the Week - Defense

Week 7 Pat McCready
 Week 17 Matt Vinc

Transition Player of the Week

Week 2 Jordan Hall

Rookie of the Week

Week 5 Johnny Powless
 Week 14 Johnny Powless
 Week 15 Johnny Powless
 Week 17 Stephen Keogh

2013 Season

Player of the Week - Offense

Week 6 Cody Jamieson
 Week 15 Dan Dawson

Player of the Week - Defense

Week 1 Matt Vinc
 Week 5 Matt Vinc
 Week 13 Matt Vinc

ALL-TIME REGULAR SEASON SCORING

PLAYER	SEASONS	GP	G	A	PTS	SOG	PIM	LB	PLAYER	SEASONS	GP	G	A	PTS	SOG	PIM	LB
Marshall Abrams	02-08, 10	96	7	40	47	33	148	413	Mark Fietta	96-97	13	9	8	17	26	12	66
Mike Accursi	05-07, 11-13	93	137	221	358	609	34	350	Kevin Fines	10-11	14	7	2	9	21	16	61
Mac Allen	09-10	25	3	5	8	9	88	124	Bobby Fisher	98	3	0	1	0	9	7	12
Yul Baker	97	10	1	4	5	13	6	39	Luke Forget	07-08	16	2	6	8	11	27	83
Jamie Batson	12-13	6	0	0	0	2	12	19	Gary Gait	09-11	24	39	35	74	131	8	95
Mike Benedict	95-97	15	11	10	21	58	10	38	Paul Gait	95-97	27	87	59	146	282	10	161
Jim Blanding	96	2	1	0	1	1	2	6	Derek General	97-99	15	0	10	10	0	9	29
Aaron Bold	11	32	0	3	3	0	0	7	Bill Gerrie	98	1	0	1	1	0	0	2
Cam Bomberry	96-99	31	23	44	67	99	20	106	Mat Giles	04-05	31	31	24	55	102	37	102
Cory Bomberry	97-03, 10	91	119	218	337	405	95	468	Rory Glaves	11-13	40	0	5	5	1	17	67
Troy Bonterre	09, 11	23	1	1	2	4	55	48	Angus Goodleaf	13	2	0	0	0	0	0	0
Brock Boyle	09	1	0	0	0	0	0	4	John Grant Jr.	00-08, 10	140	433	461	894	1,728	245	902
Tim Burke	02-03	4	0	0	0	0	36	3	Bill Greer	06-09	41	17	19	36	41	37	253
Andrew Burkholder	06	1	0	0	0	1	0	0	Jordan Hall	11-12	22	25	46	71	89	13	119
Mark Burnam	95	5	1	4	5	6	6	16	Jamie Hanford	09	1	0	0	0	0	2	6
Tyler Burton	11-13	40	4	3	7	12	53	157	Jon Harasym	04	13	4	5	9	36	17	54
Gerry Byrne	97	3	0	2	2	0	0	19	Mike Hasen	99-07	114	13	47	60	45	188	575
Pat Campbell	02-05	17	0	10	10	1	15	60	Tom Hawke	95	4	1	5	6	3	0	18
Scott Campbell	11-13	44	11	10	21	28	36	193	Jake Henhawk	12	3	0	0	0	0	27	0
Eric Carlsen	01	1	0	0	0	1	7	2	Jason Henhawk	09-10	16	18	21	39	92	21	58
Tom Carmean	99	1	0	0	0	4	0	7	Clayton Henry	95	2	0	1	1	0	0	4
Dean Cecconi	99	1	0	1	1	2	0	4	Alex "Kedoh" Hill	12	5	5	6	11	20	0	13
Sandy Chapman	06-09	58	4	34	38	33	48	244	Chandon Hill	09, 11	2	0	0	0	0	5	0
Greg Clements	95	3	1	1	2	6	2	10	Dean Hill	09	3	2	3	5	9	0	11
Ron Cogan	09	3	1	0	1	4	4	2	Stu Hill	09	2	2	1	3	6	0	2
Derek Collins	96, 09	6	0	6	6	0	0	19	Stephen Hoar	04-08	76	25	51	76	121	132	368
Roy Colsey	96	2	1	0	1	1	0	2	Travis Hill	12	9	4	3	7	10	29	25
Troy Cordingley	01	4	4	6	10	16	2	7	Jeremy Hollenbeck	95-04	111	64	108	172	241	69	486
Pat Cougevan	96, 98, 00, 02-09	102	3	8	11	17	74	200	Matt Hummel	13	1	0	0	0	0	0	3
Ryan Cousins	12	10	1	1	2	1	6	31	Ben Hunt	00-01	4	3	6	9	6	0	3
Kevin Cox	98	1	1	0	1	2	0	5	Duane Jacobs	95-02	93	169	185	354	467	116	382
Grant Crawley	06, 08	5	0	1	1	0	0	2	Peter Jacobs	10	5	2	5	7	12	0	8
Jason Crosbie	00-01	8	7	8	15	26	9	14	Cody Jamieson	11-13	47	92	135	227	420	70	157
Brian Croswell	06-07	11	5	4	9	16	11	16	Ted Jenner	02-03	12	8	9	17	29	4	39
Kevin Dance	98-99	19	5	17	22	23	57	97	Steve Jennings	04	2	0	0	0	0	0	3
Matt Danowski	10	1	0	0	0	4	0	4	Cody Johnson	10-11	2	0	0	0	0	2	7
Jarrett Davis	11-12	27	19	33	52	91	25	73	Dennis Juleff	04-05	2	0	0	0	7	2	4
Dan Dawson	13	16	23	52	75	108	4	67	Anthony Kelly	09	2	0	1	1	1	0	9
Paul Dawson	13	16	1	0	1	5	34	38	Stephen Keogh	12-13	28	39	43	82	160	28	57
Steve Dietrich	95-01	49	0	39	39	2	10	356	Matt Kerwick	96	5	1	5	6	12	0	13
Scott Ditzell	06-08, 10-11	64	4	13	17	14	166	273	Darris Kilgour	99	2	3	3	6	5	0	3
Ted Dowling	98-99	21	37	28	65	131	36	106	Mike Kirk	12-13	31	0	9	9	10	54	123
Chris Driscoll	95-99, 10-11	69	77	121	198	279	75	255	Rusty Kruger	98-01	37	39	42	81	160	96	151
Pat Dutton	06-07	22	7	12	19	26	12	92	Kyle Laverty	09-13	52	1	6	7	4	217	150
Tom Emmick	95-98	18	6	5	11	29	44	41	Andrew Lazore	09	1	0	1	1	0	0	0
Dan Elliott	09	1	0	0	0	0	5	0	Brian Lemon	95-96	18	7	18	25	31	10	102
Dylan Evans	11-13	31	1	8	9	9	34	113	Carter Livingstone	05-06	20	0	3	3	4	26	50
Scott Evans	04-08, 10	74	163	179	342	761	274	420	Ian Llord	13	14	1	2	3	1	34	42
Shawn Evans	06-08, 10-11	93	143	220	263	640	277	594	Charlie Lockwood	97	3	0	3	3	3	2	8

ALL-TIME REGULAR SEASON SCORING

PLAYER	SEASONS	GP	G	A	PTS	SOG	PIM	LB
Matt Lyons	08	12	9	6	15	34	9	26
Rex Lyons	95-96	17	16	17	33	59	4	54
Brad MacArthur	99-01	36	16	17	33	46	90	143
Mat MacLeod	08-09	16	7	8	15	37	13	50
Curt Malawsky	98-03	74	134	149	283	437	58	320
Derek Malawsky	02-04	47	75	148	223	292	47	313
Bobby McBride	09-10	19	10	14	24	39	6	143
Joel McCready	09-11, 13	38	9	12	21	50	68	144
Pat McCready	97-01, 11-12	82	53	91	144	180	169	448
Bill Meagher	95	5	0	4	4	5	4	3
Randy Mearns	95-01	72	45	125	170	177	62	405
Ken Millin	05-09	72	44	99	143	173	39	213
Mike Miron	07	1	0	0	0	0	0	2
Darren Mutch	01	5	0	1	1	2	12	7
Tim O'Brien	00, 12	3	0	0	0	0	6	0
Ryan O'Connor	04-06	35	33	36	69	122	23	54
Pat O'Toole	99-10	173	2	136	138	8	4	663
Peter Parke	95-96	17	21	20	41	76	6	50
Steve Penny	03-06	43	6	13	19	25	57	149
Craig Point	09-13	58	87	78	165	343	59	231
Andrew Potter	08, 10	4	1	0	1	5	0	16
Casey Powell	99-00, 13	26	29	59	88	133	20	115
Johnny Powless	12-13	32	48	43	91	146	15	80
Neal Powless	97	2	1	0	1	5	0	2
Jimmy Purves	13	5	1	0	1	4	4	15
Jack Reid	07-08	16	0	4	4	4	63	53
Matt Riter	95-98	35	28	31	59	75	24	96
Brock Robertson	04	5	0	0	0	3	19	3
Jamie Rooney	09-10	9	5	3	8	24	6	20
Brent Rothfuss	98-99	4	3	1	4	12	2	9
Ian Rubel	11	14	0	1	1	0	12	12
Josh Ruys	11	2	0	0	0	0	6	1
Josh Sanderson	98-99	9	7	9	16	40	8	27
Shaydon Santos	97	7	2	4	6	6	18	21
Chris Schiller	02-12	138	49	73	136	153	172	715
Brad Self	12-13	32	16	29	45	56	14	183
Scott Self	13	7	0	1	1	1	2	22
Charlie Shoulberg	98	1	0	0	0	0	0	2
Brian Silcott	95-96	16	11	3	14	10	10	73
Sid Smith	10-13	58	0	8	8	6	54	214
Tim Soudan	95-05	125	156	161	317	635	107	665
Andrew Spack	09	3	2	0	2	4	2	22
Buck Stobart	04	2	0	0	0	0	19	2
Dallas Squire	95	3	0	0	0	2	0	5
Kim Squire	04	10	5	13	18	40	10	43
Jon Sullivan	13	1	0	0	0	0	0	1
D'Arcy Sweet	02	16	18	19	37	62	10	122
Jeff Tambroni	95	1	0	0	0	0	0	7
Rodney Tapp	02	3	1	1	2	1	2	14

PLAYER	SEASONS	GP	G	A	PTS	SOG	PIM	LB
Jamie Taylor	04	1	1	0	1	1	2	0
Daniel Teat	97-00	42	41	44	85	139	46	158
Regy Thorpe	95-09	193	5	70	75	41	385	966
Steve Toll	06-10	85	49	93	142	145	32	826
Andrew Turner	00-05	76	9	43	52	31	185	370
Ben VanEvery	09	3	0	0	0	0	0	0
Joe Walters	09-13	55	22	70	92	170	20	132
Bill Warder	03	1	0	0	0	1	0	4
Phil Wetherup	07-09	10	0	1	1	0	2	2
Joel White	12	6	0	3	3	4	2	34
Jeff Wilfong	98	9	16	10	26	42	17	22
Shawn Wilkins	03	6	1	3	4	13	2	13
Shawn Williams	02-11	160	309	492	801	1,218	78	742
Aaron Wilson	09	6	9	6	15	53	0	20
Casey Zaph	00-05	79	23	43	66	66	300	377
Matt Vinc	11-13	48	0	16	16	4	0	52
Cory Vitarelli	11-13	37	61	42	103	204	27	158
Holdon Vyse	11	1	0	0	0	1	0	1
Matt Zash	11	4	0	1	1	0	2	18

* - Only players that appeared in at least one game are listed as playing that season.



ALL-TIME PLAYOFF SCORING

PLAYER	SEASONS	GP	G	A	PTS	SOG	PIM	LB	PLAYER	SEASONS	GP	G	A	PTS	SOG	PIM	LB
Marshall Abrams	02-07	9	0	1	1	2	6	42	Stephen Keogh	12	5	5	8	13	21	0	16
Mike Accursi	05-07, 11-13	14	28	15	43	87	4	45	Darris Kilgour	99	2	3	3	6	9	4	5
Mac Allen	09	1	0	0	0	1	0	5	Mike Kirk	12	6	1	2	3	1	4	27
Yul Baker	97	2	1	2	3	3	4	6	Rusty Kruger	99-01	5	5	5	10	24	8	23
Mike Benedict	95-97	4	3	0	3	7	6	1	Kyle Laverty	09, 11-13	5	0	1	1	2	8	10
Aaron Bold	11	1	0	0	0	0	0	0	Brian Lemon	95-96	3	1	3	4	8	2	8
Cam Bomberry	96-97	3	0	1	1	10	4	12	Carter Livingstone	05-06	3	0	0	0	1	2	5
Cory Bomberry	98-03	10	11	18	29	41	10	42	Ian Llord	13	3	0	0	0	0	0	4
Troy Bonterre	09, 11	2	0	0	0	0	0	8	Rex Lyons	95-96	3	5	6	11	11	0	10
Mark Burnam	95	2	0	1	1	2	4	5	Brad MacArthur	00-01	3	1	3	4	6	2	10
Tyler Burton	11-13	7	1	2	3	1	4	22	Curt Malawsky	98-03	10	19	10	29	52	12	53
Pat Campbell	02-05	1	0	0	0	0	0	0	Derek Malawsky	02-04	5	10	15	25	32	0	37
Scott Campbell	11-13	7	0	3	3	5	0	24	Bobby McBride	09	1	0	1	1	0	0	5
Sandy Chapman	06-07, 09	6	1	0	1	4	6	16	Joel McCready	13	2	0	0	0	3	0	4
Derek Collins	96	1	0	0	0	0	0	0	Pat McCready	97-01, 11-12	12	1	5	6	10	22	58
Troy Cordingley	01	1	1	1	2	2	0	3	Randy Mearns	95-01	11	4	26	30	21	6	76
Pat Cougevan	02-05, 07	10	0	1	1	1	8	23	Ken Millin	05-07, 09	8	4	6	10	19	2	22
Ryan Cousins	12	3	1	0	1	1	0	8	Ryan O'Connor	04-05	3	1	7	8	10	0	3
Kevin Dance	98-99	3	0	1	1	0	7	10	Pat O'Toole	99-07, 09	18	1	22	23	2	0	83
Jarrett Davis	11-12	4	2	10	12	10	0	8	Peter Parke	95-96	3	7	2	9	23	0	11
Dan Dawson	13	3	6	8	14	22	0	7	Steve Penny	03-05	3	0	1	1	4	4	8
Paul Dawson	13	3	1	0	1	1	2	9	Craig Point	09, 12-13	7	12	11	23	37	0	26
Steve Dietrich	95-01	6	0	6	6	0	0	52	Casey Powell	99-00	4	4	5	9	13	0	16
Scott Ditzell	06-07	5	0	4	4	3	16	23	Johnny Powless	12-13	6	9	12	21	32	0	10
Ted Dowling	98-99	3	7	1	8	19	10	12	Jimmy Purves	13	3	1	0	1	5	0	9
Chris Driscoll	95-98, 11	7	5	16	21	31	8	23	Matt Riter	96-98	4	3	3	5	8	4	7
Pat Dutton	06	2	2	2	4	4	0	12	Jamie Rooney	09	1	1	1	2	2	0	0
Tom Emmick	95-96	3	0	0	0	3	2	5	Brent Rothfuss	98	1	0	0	0	0	2	2
Dylan Evans	12-13	6	1	1	2	1	5	21	Ian Rubel	11	1	0	0	0	0	0	1
Scott Evans	04-07	8	10	19	29	63	11	45	Shaydon Santos	97	2	0	2	2	2	4	5
Shawn Evans	06-07, 09, 11	7	10	11	21	54	2	61	Chris Schiller	03-07, 09	11	5	7	12	15	12	60
Mark Fietta	96-97	3	1	3	4	5	5	13	Brad Self	12-13	6	1	3	4	6	4	37
Bobby Fisher	98	1	0	1	1	1	0	3	Scott Self	13	3	0	0	0	1	4	12
Luke Forget	07	3	0	3	3	1	4	16	Brian Silcott	95-96	3	0	2	2	2	2	10
Gary Gait	09	1	1	1	2	6	2	4	Sid Smith	11-13	7	0	3	3	0	6	26
Paul Gait	95-97	5	22	13	35	56	4	26	Tim Soudan	95-05	16	11	25	36	78	10	72
Derek General	97-98	1	0	1	1	0	0	1	Kim Squire	04	1	0	0	0	1	0	3
Mat Giles	04-05	3	1	3	4	9	2	6	Buck Stobart	04	1	0	0	0	0	0	0
Rory Graves	11-13	4	0	0	0	0	0	10	D'Arcy Sweet	02	2	1	3	4	10	0	18
John Grant Jr.	00-07	14	47	35	82	197	14	80	Daniel Teat	97-00	7	3	10	13	13	6	28
Bill Greer	06-07	4	2	3	5	3	10	24	Regy Thorpe	95-07, 09	23	0	12	12	1	55	114
Jordan Hall	11	1	2	3	5	3	0	5	Steve Toll	05-07, 09	8	8	10	18	16	4	76
Mike Hasen	99-06	14	2	15	17	6	20	58	Andrew Turner	01-05	8	2	3	5	3	12	42
Jake Henhawk	12	3	0	0	0	0	0	0	Matt Vinc	11-13	7	0	0	0	0	0	5
Jason Henhawk	09	1	1	2	3	3	2	7	Cory Vitarelli	11-13	6	6	5	11	24	10	19
Stephen Hoar	04-07	7	2	8	10	10	4	39	Joe Walters	09, 13	7	7	18	25	27	2	10
Jeremy Hollenbeck	95-04	16	7	12	19	30	8	63	Shawn Williams	02-07, 09	13	20	34	54	90	4	53
Duane Jacobs	95-02	13	20	22	42	48	12	57	Casey Zaph	00-05	9	0	3	3	5	10	39
Cody Jamieson	11-13	7	13	21	34	49	0	21									

*Only players that appeared in at least one game are listed as playing in the playoffs

ROCHESTER KNIGHTHAWKS ALUMNI

A	
ABRAMS, Marshall	2001-02, 2002-03, 2003-04, 2005, 2006, 2007, 2008, 2010
ACCURSI, Mike	2005, 2006, 2007, 2011, 2012, 2013
ALLEN, Mac	2009, 2010

B	
BAKER, Yul	1997
BATSON, Jamie	2012, 2013
BENEDICT, Mike	1995, 1996, 1997
BLANDING, Jim	1996
BOLD, Aaron	2010, 2011
BOMBERRY, Cam	1996, 1997, 1998, 1999
BONTERRE, Troy	2009, 2011
BOMBERRY, Cory	1997, 1998, 1999, 2000, 2000-01, 2001-02, 2002-03, 2010
BOYLE, Brock	2009
BROWN, David	2007, 2008
BURKE, Tim	2001-02, 2002-03
BURKHOLDER, Andrew	2006
BURNAM, Mark	1995
BURTON, Tyler	2011, 2012, 2013
BYRNE, Gerry	1997

C	
CAMPBELL, Pat	2001-02, 2002-03, 2003-04, 2005
CAMPBELL, Scott	2011, 2012, 2013
CARLSEN, Eric	2000-01
CARMEAN, Tom	1999
CECCONI, Dean	1999
CHAPMAN, Sandy	2006, 2007, 2008, 2009
CLEMENTS, Greg	1995
COGAN, Ron	2009
COLLINS, Derek	1996, 2009
COLSEY, Roy	1996
CORDINGLEY, Troy	2000-01
COUGEVAN, Pat	1996, 1998, 2000, 2001-02, 2002-03, 2003-04, 2005, 2006, 2007, 2008, 2009
COUSINS, Ryan	2012
COX, Kevin	1998
CRAWLEY, Grant	2006, 2007, 2008
CROSBIE, Jason	2000, 2000-01
CROSWELL, Brian	2005, 2006, 2007

D	
DANCE, Kevin	1998, 1999
DANOWSKI, Matt	2010
DAVIS, Jarrett	2011, 2012
DAWSON, Dan	2013
DAWSON, Paul	2013
DIETRICH, Steve	1995, 1996, 1997, 1998, 1999, 2000, 2000-01
DITZELL, Scott	2006, 2007, 2008, 2010, 2011
DOWLING, Ted	1998, 1999
DRISCOLL, Chris	1995, 1996, 1997, 1998, 1999, 2010, 2011
DUTTON, Pat	2005, 2006, 2007

E	
ELLIOTT, Dan	2009
EVANS, Scott	2003-04, 2005, 2006, 2007, 2008, 2010
EVANS, Dylan	2011, 2012, 2013
EVANS, Shawn	2006, 2007, 2008, 2009, 2010, 2011
EMMICK, Tom	1995, 1996, 1997, 1998

F	
FIETTA, Mark	1996, 1997
FINES, Kevin	2010, 2011
FISHER, Bobby	1998
FORGET, Luke	2007, 2008

G	
GAIT, Gary	2009, 2010, 2011
GAIT, Paul	1995, 1996, 1997
GENERAL, Derek	1996, 1997, 1998, 1999
GERRIE, Bill	1998
GILES, MAT	2003-04, 2005
GLAVES, Rory	2011, 2012, 2013
GOODLEAF, Angus	2013
GRANT, John	2000, 2000-01, 2001-02, 2002-03, 2003-04, 2005, 2006, 2007, 2008, 2010
GRAY, Anthony	1995
GREER, Bill	2006, 2007, 2008, 2009

H	
HALL, Jordan	2011, 2012
HANFORD, Jamie	2009
HARASYM, Jon	2003-04
HASEN, Mike	1999, 2000, 2000-01, 2001-02, 2002-03, 2003-04, 2005, 2006, 2007

HAWKE, Tom	1995
HENHAWK, Jake	2010, 2011, 2012, 2013
HENHAWK, Jason	2009, 2010
HENRY, Clayton	1995
HILL, Alex "Kedoh"	2012, 2013
HILL, Chandon	2009, 2011
HILL, Dean	2009
HILL, Stu	2009
HILL, Travis	2012
HOAR, Stephen	2003-04, 2005, 2006, 2007, 2008
HOLLENBECK, Jeremy	1995, 1996, 1997, 1998, 1999, 2000, 2000-01, 2001-02, 2002-03, 2003-04
HUMMEL, Matt	2013
HUNT, Ben	2000, 2000-01

J	
JACOBS, Duane	1995, 1996, 1997, 1998, 1999, 2000, 2000-01, 2001-02
JACOBS, Peter	2010
JAMIESON, Cody	2011, 2012, 2013
JENNER, Ted	2001-02, 2002-03
JENNINGS, Steve	2002-03, 2003-04
JOHNSON, Cody	2010, 2011
JULEFF, Dennis	2003-04, 2005

K	
KELLY, Anthony	2009
KEOGH, Stephen	2012, 2013
KERWICK, Matt	1996
KILGOUR, Darris	1999
KIRK, Mike	2012, 2013
KRUGER, Rusty	1998, 1999, 2000, 2000-01



ROCHESTER KNIGHTHAWKS ALUMNI



L

LAVERTY, Kyle	2009, 2010, 2011, 2012, 2013
LAZORE, Andrew	2009
LEMON, Brian	1995, 1996
LIVINGSTONE, Carter	2005, 2006
LLORD, Ian	2013
LOCKWOOD, Charlie	1997
LYONS, Matt	2008
LYONS, Rex	1995, 1996

M

MacARTHUR, Brad	1999, 2000, 2000-01
MacLEOD, Mat	2008, 2009
MALAWSKY, Curt	1998, 1999, 2000, 2000-01, 2001-02, 2000-03
MALAWSKY, Derek	2001-02, 2002-03, 2003-04
McBRIDE, Bobby	2009, 2010
McCREADY, Joel	2009, 2010, 2011, 2013
McCREADY, Pat	1997, 1999, 2000, 2000-01, 2011, 2012
MEAGHER, Bill	1995
MEARNS, Randy	1995, 1996, 1997, 1998, 1999, 2000, 2000-01
MILLIN, Ken	2005, 2006, 2007, 2008, 2009
MIRON, Mike	2007
MUTCH, Darren	2000-01

O

O'BRIEN, Tim	2000, 2012
O'CONNOR, Ryan	2003-04, 2005, 2006
O'TOOLE, Pat	1999, 2000, 2000-01, 2001-02, 2002-03, 2003-04, 2005, 2006, 2007, 2008, 2009, 2010

P

PARKE, Peter	1995, 1996
PAUL, Peter	1997
PENNY, Steve	2002-03, 2003-04, 2005, 2006
POINT, Craig	2009, 2010, 2011, 2012, 2013
POTTER, Andrew	2008, 2010
POWELL, Casey	1999, 2000
POWLESS, Johnny	2012, 2013
POWLESS, Neal	1997
PURVES, Jimmy	2013

Q

QUINN, Corey	2000
--------------	------

R

REID, Jack	2007, 2008
RITER, Matt	1995, 1996, 1997, 1998
ROBERTSON, Brock	2003-04
ROONEY, Jamie	2009, 2010
ROTHFUSS, Brent	1998, 1999
RUBEL, Ian	2011
RUYS, Josh	2011

S

SANDERSON, Josh	1998, 1999
SANTOS, Shaydon	1997
SAUNDERS, Pat	2009
SCHILLER, Chris	2001-02, 2002-03, 2003-04, 2005, 2006, 2007, 2008, 2009, 2010, 2011, 2012
SELF, Brad	2012, 2013
SELF, Scott	2013
SHOULBERG, Charlie	1998
SILCOTT, Brian	1995, 1996
SMITH, Joe	2012
SMITH, Sid	2010, 2011, 2012, 2013
SLOUDAN, Tim	1995, 1996, 1997, 1998, 1999, 2000, 2000-01, 2001-02, 2002-03, 2003-04, 2005
SPACK, Andrew	2009
SQUIRE, Dallas	1995
SQUIRE, Kim	2003-04
STOBART, Buck	2003-04
SWEET, D'Arcy	2001-02

T

TAMBRONI, Jeff	1995
TAPP, Rodney	2001-02
TAYLOR, Jamie	2003-04
TEAT, Daniel	1997, 1998, 1999, 2000
THORPE, Regy	1995, 1996, 1997, 1998, 1999, 2000, 2000-01, 2001-02, 2002-03, 2003-04, 2005, 2006, 2007, 2008, 2009
TOLL, Steve	2005, 2006, 2007, 2008, 2009, 2010
TURNER, Andrew	2000, 2000-01, 2001-02, 2002-03, 2003-04, 2005

V

VanEVERY, Ben	2009
VINC, Matt	2011, 2012, 2013
VITARELLI, Cory	2011, 2012, 2013
VYSE, Holdon	2011

W

WALTERS, Joe	2009, 2010, 2011, 2012, 2013
WARDER, Bill	2002-03
WETHERUP, Phil	2007, 2008, 2009
WHITE, Joel	2012
WILFONG, Jeff	1998
WILKINS, Shawn	2002-03
WILLIAMS, Shawn	2001-02, 2002-03, 2003-04, 2005, 2006, 2007, 2008, 2009, 2010, 2011
WILSON, Aaron	2009

Z

ZAPH, Casey	2000, 2000-01, 2001-02, 2002-03, 2003-04, 2005
ZASH, Matt	2011

ALL-TIME DRAFT HISTORY

2013 NLL DRAFT

Round	Overall	Player	School/Team	Position
3	27	Mark White	Southern Maine/Brampton	Transition
4	37	Taylor Northway	Delta (BCJALL)/Coquitlam (WLA)	Defense/Transition
5	46	Zac Reid	Mercyhurst University	Transition
6	55	Brandon Styres	Six Nations	Goalie

2012 NLL DRAFT

Round	Overall	Player	School/Team	Position
3	26	Robbie Campbell	Stony Brook	Transition
3	29	Cody Hawkins	Delta Islanders (BCJALL)	Defense
4	38	Matt Hummel	Mercyhurst University	Transition
5	26	Chris Attwood	Ohsweken Demons (CLax)	Forward
6	56	Cody McLeod	Orangeville (OLA Jr. A)	Defense

2011 NLL DRAFT

Round	Overall	Player	School/Team	Position
1	2	Stephen Keogh	Syracuse	Forward
1	5	Johnny Powless	Six Nations (OLA Jr. A)	Forward
2	10	Joel White	Syracuse	Defense/Transition
3	23	Kyle Andrews	Brampton (OLA Jr. A)	Defense
4	32	Shane Cater	Six Nations (OLA Jr. A)	Forward
5	36	Aaron Tackaberry	Okotoks (Calgary Jr. A)	Defense/Transition
5	40	Call Kitson	Brampton (OLA Jr. A)	Defense
6	45	Kraig Maracle	Six Nations (OLA Jr. A)	Forward
6	49	Grant Catalino	Maryland	Forward

TRADE: Rochester acquired the fifth pick overall from Calgary in a draft day trade that sent Shawn Evans and a first rounder in the 2012 draft to the Roughnecks.

2010 NLL DRAFT

Round	Overall	Player	School/Team	Position
1	1	Cody Jamieson	Six Nations/Syracuse	Forward
1	5	Jarrett Davis	Maple Ridge/Bellarmine	Forward
1	10	Ryan McClelland	Brampton/Colgate	Defense/Transition
2	12	Josh Ruys	Burlington (OLA Jr. A)	Transition
3	24	Scott Johnston	Burlington (OLA Jr. A)	Defense
5	44	Marty Hill	Six Nations (OLA Jr. A)	Transition

2009 NLL DRAFT

Round	Overall	Player	School/Team	Position
1	1	Sid Smith	Six Nations/Syracuse	Defense
1	2	Ilija Gajic	New Westminster/Denver	Forward/Transition
3	34	Ryan Hoff	Notre Dame	Forward
4	47	Dan Groot	Maryland	Forward
6	57	Brandon Corp	Colgate	Forward

2008 NLL DRAFT

Round	Overall	Player	School/Team	Position
2	18	Joel McCreedy	Cornell/St. Catharines (OLA Jr. A)	Transition
3	29	Kyle Guadagnolo	Syracuse	Defense
3	30	Brendan Loftus	Syracuse	Transition
4	41	Jesse Guerin	Peterborough (OLA Jr. A)	Forward
5	54	Logan Kane	OCC/Six Nations (OLA Jr. A)	Defense
6	67	Mitch Nanticoke	Six Nations (OLA Jr. A)	Forward

TRADE: Rochester traded their fifth overall pick in the 2008 NLL Entry Draft, along with defender Stephen Hoar, to the Toronto Rock in exchange for Toronto's first-round selection in the 2009 NLL Entry Draft and forward Aaron Wilson.

2007 NLL DRAFT

Round	Overall	Player	School/Team	Position
1	8	Mat MacLeod	Orangeville (OLA Jr. A)	Forward
1	14	Andrew Potter	St. Catharines (OLA Jr. A)	Forward
5	70	Lucas Miller	Six Nations (OLA Jr. A)	Defense
6	83	Chad Amidon	Nazareth (NCAA)	Forward
6	84	Cody Richardson	Orangeville (OLA Jr. A)	Forward

TRADE: Boston traded the eighth overall selection to Rochester in exchange for Jack Reid and the 28th overall selection.

2006 NLL DRAFT

Round	Overall	Player	School/Team	Position
1	10	Jack Reid	University of Massachusetts	Defense
2	22	Ashton McLean	Elmira College/Brooklin (OLA)	Defense
3	38	Matt Currie	Peterborough (OLA Jr. A)	Defense
4	48	Greg Gurenlian	Penn State/Rochester (MLL)	Midfield
5	61	Cory Vitarelli	Peterborough (OLA Jr. A)	Forward
6	67	David Lomas	Six Nations (OLA Jr. A)	Defense
6	74	Kyle Hagel	Oakville (OLA Jr. B)	Forward
6	75	Dave Thering	RIT	Forward

TRADE: Rochester traded its second-round pick (20th overall) to Portland in exchange for defenseman Luke Forget.

2005 NLL DRAFT

Round	Overall	Player	School/Team	Position
1	2	Shawn Evans	Bellarmine/Peterborough (OLA)	Forward
2	12	Scott Ditzell	Syracuse	Defense
3	26	Jonathan Durno	Brooklin (OLA)	Defense
4	41	Ryan Dryburgh	Kitchener-Waterloo (OLA Jr. A)	Goalie
5	52	Greg McIntyre	Peterborough (OLA Jr. A)	Forward

TRADES:

- Rochester obtained the second overall pick on August 9 in a four-player, one-draft pick deal with the Edmonton Rush. In the trade, the K-Hawks acquired the second overall selection and defenseman Sandy Chapman in exchange for defensemen Andrew Turner, Cam Bergman and Buck Stobart.
- Rochester traded its second-round pick (22nd overall) to Philadelphia in exchange for forward Andrew Burkholder.
- Rochester traded its sixth-round pick (60th overall) to Edmonton in exchange for Edmonton's sixth-round pick in the 2006 Entry Draft.
- Rochester traded its sixth-round pick (64th overall) to Portland in exchange for Portland's sixth-round pick in the 2006 Entry Draft.

2004 NLL DRAFT

Round	Overall	Player	School/Team	Position
1	8	Mike Morrison	Brooklin (OLA Sr. A)	Forward
3	26	Sean Lindsay	Syracuse/Rattlers (MLL)	Forward
4	32	Danny Walters	Brampton (OLA)	Goalie
4	37	Matt Moulson	Mississauga (OLA)	Forward
5	49	T.J. Rogers	Nazareth	Forward
6	60	Justin Wahl	Nazareth	Forward

TRADE: Rochester traded Derek Malawsky, Brock Robertson, D'Arcy Sweet and its first-overall pick (sixth overall) to the Minnesota Swarm for Mike Accursi, Ken Millin, the eighth overall pick and the fourth-round pick (32nd overall) in the 2004 NLL Draft.

ALL-TIME DRAFT HISTORY

2003 NLL DRAFT

Round Overall	Player	School/Team	Position	
1	5	Scott Evans	Delaware	Forward
2	16	Buck Stobart	Victoria (BCLA Jr. A)	Defense
3	26	Tim Booth	Hobart	Forward
4	32	Kevin Cassese	Duke	Forward
4	37	Solomon Bliss	Syracuse	Defense
5	47	Jon Sullivan	St. Catharines (OLA Jr. A)	Defense
6	57	Chris Rotelli	Virginia	Forward
7	67	Kevin Eansor	Rhode Island	Goalie
8	78	Mike Mollot	Maryland	Forward

2002 NLL DRAFT

Round Overall	Player	School/Team	Position	
1	11	Peter Benedict	Onondaga (OLA Jr. B)	Forward
2	18	Ryan Avery	Burlington (OLA Jr. A)	Goalie
2	22	Steve Jennings	Orangeville (OLA Jr. A)	Defense
2	23	Stephen Hoar	Whitby (OLA Jr. A)	Forward
3	32	John Glatzel	Syracuse	Defense
4	47	Cory Graziano	Toronto (OLA Jr. A)	Defense
5	59	Chad DeBolt	Notre Dame	Forward
6	71	Marvin Barr	Oshawa (OLA Jr. B)	Defense
7	83	Nick Reed	Toronto (OLA Jr. A)	Forward
8	95	Brandon Cullen	St. Catharines (OLA Jr. A)	Forward
9	107	Asher Flaum	Syracuse	Defense

2001 NLL DRAFT

Round Overall	Player	School/Team	Position	
1	11	Ted Jenner	Mercyhurst College	Forward
2	23	Shawn Wilkins	RIT	Forward
3	37	Eric Wedin	Johns Hopkins	Forward
4	50	Paul Sallie	Gannon University	Forward
5	63	Eric Goodberlet	Nazareth	Forward
7	89	Joel Cocarell	NY Tech	Forward
8	97	Jamie Breslin	Hobart	Forward
8	102	Justin Kohlbrenner	Le Moyne College	Forward
9	115	Dan Stessen	Syracuse	Forward

2000-01 NLL DRAFT

Round Overall	Player	School/Team	Position	
1	8	Lindsay Plunkett	Burnaby (BCLA)	Attack
2	11	Josh Sims	Princeton	Attack
2	17	Sean Steinwald	Cornell	Attack
3	23	Marc Landriault	Burlington (OLA Jr.)	Forward
3	26	Scott Urick	Georgetown	Attack
4	34	Jeff Franey	Elmira	Attack
4	35	Kevin Howard	Orangeville (OLA Jr.)	Forward
5	44	Craig Whipple	RIT	Attack
6	53	Chris Corcoran	Nazareth	Defense
7	62	Patrick Sullivan	Elmira	Attack
8	71	Ron Cogan	Six Nations (OLA Jr.)	Defense
9	80	Rick Buza	Canisius College	Defense

2000 NLL DRAFT

Round Overall	Player	School/Team	Position	
1	1	John Grant Jr.	University of Delaware	Attack
1	Supplemental	Ben Hunt	RIT	Attack
4	30	Billy Serino	Nazareth	Forward
6	46	Travis Johnson	RIT	Defense
7	54	Joe Tuschong	RIT	Defense
8	62	Chris Nadelén	Nazareth	Forward
9	70	Marc Heagney	RIT	Forward

1999 NLL DRAFT

Round Overall	Player	School/Team	Position	
1	1	Casey Powell	Syracuse	Attack
1	5	Brad MacArthur	Brooklin (OLA)	Defense
2	8	Andrew Turner	St. Catharines (OLA Jr.)	Defense
3	15	Anthony Cosmo	Burnaby (WLA)	Goalie
3	19	Brandon Piccarreto	Nazareth	Forward
4	26	Mike Ferruci	Harvard	Forward
5	29	Peter Morgan	Port Coquitlam (WLA)	Forward
5	Compensation	Kevin Stewardson	Maple Ridge (WLA)	Forward
6	40	Tom Hajek	St. Catharines (OLA Jr.)	Forward
7	47	Ira Vanterpool	Syracuse	Forward
8	50	Jason Gebhardt	Syracuse	Goalie
8	54	David Robinson	Orangeville (OLA Jr.)	Forward
9	61	Gary Rosyski	Brooklin (OLA)	Forward

1998 NLL DRAFT

Round Overall	Player	School/Team	Position	
1-W	2	Curt Malawsky	New Westminster (WLA)	Attack
2	16	Josh Sanderson	Orangeville (OLA Jr.)	Attack
3	24	Kevin Dance	Brampton (OLA)	Forward
4	32	Bob Fisher	St. Catharines (OLA Jr.)	Forward
5	40	Pat Cougevan	Syracuse	Defense
6	48	Dan Garrett	Nazareth	Forward
7	56	Phillip Sanderson	Orangeville (OLA Jr.)	Attack
8	64	Rory Thorpe	Syracuse	Forward
9	72	Matt Kerwick	Hobart	Forward

1997 MILL DRAFT

Round Overall	Player	School/Team	Position	
1	3	Cory Bomberly	Six Nations (OLA)	Attack
2	9	Colin Doyle	Kitchener (OLA Jr.)	Attack
3	15	Neal Powless	Nazareth	Attack
4	21	Terry Goetz	Nazareth	Forward
5	27	Ben Wineburg	Nazareth	Goalie

1996 MILL DRAFT

Round Overall	Player	School/Team	Position	
1	5	Derek Collins	Brooklin (OLA)	Goalie
2	10	Roy Colsey	Syracuse	Forward
3	15	John Brady	RIT	Forward
4	20	Mark Fietta	Syracuse	Attack
5	24	Matt Hunt	RIT	Attack

1995 MILL DRAFT

Round Overall	Player	School/Team	Position	
1	1	Cam Bomberly	Nazareth	Forward
2	7	Dallas Squire	McMaster	Forward
3	13	Matt Riter	Syracuse	Forward
4	19	Jeremy Hollenbeck	Nazareth	Forward
5	25	Dom Fin	Syracuse	Forward

1995 MILL SUPPLEMENTAL DRAFT

Round Overall	Player	School/Team	Position	
--	--	Terry Bullen	Detroit (MILL)	Forward
--	--	Steve Dietrich	Detroit (MILL)	Goalie
--	--	Chris Driscoll	Detroit (MILL)	Forward
--	--	Duane Jacobs	Detroit (MILL)	Forward
--	--	Brian Lemon	Detroit (MILL)	Forward

2014 ROCHESTER KNIGHTHAWKS MEDIA GUIDELINES

Craig Rybczynski - Director of Communications

work (585) 454-HAWK (4295), ext. 3008
 home (585) 247-4793
 cell (585) 233-5979
 email craig.ryb@knighthawks.net

REQUESTS

Any lacrosse information pertaining to the Rochester Knighthawks Lacrosse Club should be directed to the K-Hawks public relations department, located at 144 Exchange Blvd., Suite 102; Rochester, NY 14614. The phone number is (585) 454-HAWK (4295). Fax transmissions can be sent to (585) 454-6614.

MEDIA PASSES

Season passes are available only to those media members who cover the team on a regular basis. Those who need media credentials for an individual game should contact Craig Rybczynski by 5:00 p.m. the day before a game. Press box seats are filled on a space-available basis. Media credentials will be available two hours before game time.

MEDIA ENTRANCE

The media pass gate is located in the atrium lobby of The Blue Cross Arena. Only media members will be allowed in that entrance. All tickets must be left at the Will Call window in the atrium.

MEDIA PARKING

Parking is available in the surface lot on Court Street across from The Blue Cross Arena. There will be no free parking around the building. Television live trucks will be allowed to park on Court Street next to the loading dock and will be able to feed lines into the building for live shots, both pre- and post-game.

TV LIVE SHOTS

All requests for pre-game television live shots should be coordinated through the Knighthawks public relations department. All requests for a live shot must be made by NOON the day of the game in order to make the necessary player arrangements for the interview.

PRESS BOX

To reach the press box, go through the double doors located to the right of the ticket window. An elevator to the suite level -- where the press box is located -- is available. Only working media will have access to the press box. The public relations staff will strictly enforce this rule. A meal will be served before each game.

An "unofficial" score sheet will be available in the press box at the conclusion of halftime and at the end of each game; the score sheet will also be distributed in the dressing room after the game. Game notes are prepared each and every game and can be obtained in the press box.

Phone lines and electrical outlets are available in the press box. Please contact the Knighthawks public relations department prior to the game if you have special needs. The press box phone numbers are (585) 758-5356 and/or (585) 758-5357.

DRESSING ROOM

Only credentialed media members will be allowed into the dressing rooms. The room will be open 10 minutes after the game ends. Your cooperation is appreciated in maintaining a working atmosphere in the dressing rooms. No still photography will be allowed. The training room and equipment rooms are off-limits to the media.

HASEN POST-GAME PRESS CONFERENCE

Knighthawks Head Coach Mike Hasen will be available to the media 10 minutes after each game in the press conference room, located directly across the hall from the K-Hawks' dressing room.

NATIONAL LACROSSE LEAGUE PUBLIC RELATIONS DIRECTORY

NLL Office

Doug Fritts
 VP of Broadcast Services & Communications
 office (212) 764-1390
 cell (917) 710-8730
 dfritts@nll.com

Jeff Baker – Media Relations Coordinator
 cell (716) 510-6077
 jbaker@nll.com

Buffalo Bandits

Dan Peters
 (716) 855-4417 (Office)
 (716) 807-6499 (Cell)
 dan.peters@sabres.com

Ian Ott
 (716) 855-4484 (Office)
 (716) 479-5481 (Cell)
 ian.ott@sabres.com

Calgary Roughnecks

Joanna French
 (403) 571-2201 (Office)
 (403) 804-7381 (Cell)
 jfrench@calgaryflames.com

Allana Minchau
 (403) 777-5305 (Office)
 (587) 999-7417 (Cell)
 aminchau@calgaryflames.com

Colorado Mammoth

Josh Gross
 (303) 575-1906 (Office)
 (720) 352-3484 (Cell)
 jgross@pepsicenter.com

Don Sunblade
 (303) 405-6198 (Office)
 (303) 884-7318 (Cell)
 dsunblade@pepsicenter.com

Edmonton Rush

Pauline Hughes
 (780) 720-3359 (Cell)
 phughes@northlands.com

Minnesota Swarm

Alec Schimke
 (651) 726-1759 (Office)
 (651) 785-5577 (Cell)
 aschimke@mnswarm.com

Philadelphia Wings

Bryan McIntyre
 (215) 952-5202 (Office)
 (215) 982-0251 (Cell)
 bmcintyre@comcast-specatacor.com

Nikki Varoutsos
 (215) 389-9743 (O)
 (609) 214-9436 (C)
 nvaroutsos@comcast-spectacor.com

Rochester Knighthawks

Craig Rybczynski
 (585) 454-4295 (O)
 (585) 233-5979 (C)
 craig.rybczynski@knighthawks.com

Toronto Rock

Mike Hancock
 416-596-3075 (O)
 905-875-6353(C)
 mhancock@torontorock.com

Vancouver Stealth

Kyle Donen
 (604) 455-8882 (Office)
 (778) 994-8193 (Cell)
 kdonen@langleyeventscentre.com

Jared Harman (Langley Events Centre)
 (604) 455-8851 (Office)
 (604) 561-5573 (Cell)
 jharman@langleyeventscentre.com



NLL
 NATIONAL LACROSSE LEAGUE

ROCHESTER MEDIA DIRECTORY

PRINT

DEMOCRAT & CHRONICLE (Gannett Newspapers)

55 Exchange Boulevard • Rochester, NY 14614-2003 • 232-7100
www.democratandchronicle.com

Sports Desk: 258-2447
Sports Fax: 258-2776
News Fax: 258-2237
Steve Bradley (Sports Editor) 258-2569
Sal Maiorana 258-2659

Messenger Post Media

73 Buffalo Street • Canandaigua, NY 14424-1085 • 394-0770

Sports Desk: 1-800-724-2099
Sports Fax: 394-1675
Email: pgangarossa@messengerpostmedia.com
bsullivan@messengerpostmedia.com
jnotareschi@messengerpostmedia.com

Contact: Paul Gangarossa (Sports Editor), Bryan Sullivan, Jason Notareschi

Batavia News

2 Apollo Drive, PO BOX 870 • Batavia, NY 14020

Sports Desk: (585) 343-8000 ext. 131
Sports Fax: (585) 345-1632

Cortland Standard

110 Main Street • Cortland, NY 13045 • (607) 756-5665

Email: sports@cortlandstandard.net
Contact: Taney Beaumont

Rochester Business Journal

45 East Avenue, Suite 500 • Rochester, NY 14604

Phone: (585) 546-8303
Email: tadams@rbj.net
Contact: Tom Adams

Syracuse Post Standard

P.O. Box 4818 • Syracuse, NY 13221

Phone: (315) 470-2151
Fax: (315) 470-3081
Contact: Mike Waters

Sports and Leisure Magazine

469 Virginia Street • Buffalo, NY 14202

Contact: Matthew Young, Bob Conlon
Phone: (716) 876-2738
Fax: (716) 874-8289

RADIO

WBSU 89.1-FM

SUNY Brockport - Seymour Union • Brockport, NY 14420

Phone: 395-5626
Fax: 395-5334
Contact: Warren Kozireski

WBEE 92.5-FM, WBZA 98.9-FM, WCMF 96.5-FM, WPXY 97.9-FM, WROC 950-AM

High Falls Studio • 70 Commercial Street • Rochester, NY 14614

Phone: 423-2900
Fax: 423-2947
Contact: Jeremy Newman, Steve Hausmann, Gene Battaglia

WBER 90.5 FM

2596 Baird Road • Penfield, NY 14526

Phone: 381-4353
Fax: 419-8191
Contact: Joe Juisto

WHAM 1180-AM, WHTK 1280-AM, 95.1-FM The Fox, The Drive 100.5-FM, Sunny 102-FM, 106.7-FM KISS-FM, Rochester's Sports Talk 107.3-FM

1700 HSBC Plaza • Rochester, NY 14604

Phone: 454-4884
Fax: 262-2334
Contact: John Di Tullio

The Score 1260 - WSKO Syracuse

1064 James Street • Syracuse, NY 13203

Phone: (315) 472-0200
Fax: (315) 478-5625
Email: mike.lindsley@cumulus.com
Contacts: Brent Axe, Mike Lindsley

WYSL 1040-AM

5620 South Lima Road • Avon, NY 14414

Phone: 346-3000
Fax: 346-0450
Contact: J.C. Delass

WXXI 1370-AM, 91.5-FM & 90.3-FM

280 State Street • PO Box 30021 • Rochester NY 14603-3021

Phone: 325-7500 & 258-0200
Fax: 258-0339
Email: newsroom@wxxi.org
Contact: Peter Iglinski

WZNE 94.1-FM, WFKL 93.3-FM WRMM 101.3-FM

Stephens Media Group • 28 East Main Street • Rochester, NY 14614

Phone: 399-5731
Fax: 399-5784

TELEVISION

WROC TV-8 (CBS) and WUHF TV-31 (FOX)

201 Humboldt Street • Rochester, NY 14610-1093 • 288-8400

Sports Phone: 288-2186
Sports Fax: 288-1505
Contacts: John Kucko (Sports Director), Thad Brown, Prescott Rossi

WHEC TV-10 (NBC)

191 East Avenue • Rochester, NY 14610 • 546-5670

Sports Phone: 262-6236
Sports Fax: 546-6842
Contacts: Scott Smith, Justin Granit

13WHAM-TV (ABC)

4225 W. Henrietta Road • Rochester, NY 14623 • 334-8700

Sports Phone: 334-4250
Sports Fax: 334-8719
Contacts: Mike Catalana (Sports Director), Jon Doss, Toby Motyka

YNN ROCHESTER (Sports)

71 Mt. Hope Avenue • Rochester, NY 14620 • 756-2424

Sports Phone: 756-1561
Sports Fax: 756-1673
Contacts: Tom Carroll (Sports Director), Kevin Carroll, Bob Gosney

ROCHESTER MEDIA DIRECTORY

TIME WARNER CABLE SPORTSNET

71 Mt. Hope Avenue • Rochester, NY 14620 • 756-2424

Phone: 756-1127

Fax: 756-1673

Contact: Steve Arvan

WBGT-TV (My 18)

1320 Buffalo Rd • Suite 111 • Rochester, NY 14624

Phone: 235-1870

Fax: 235-0574

Email: info@wbgttv.com

Contact: D.J. Schimizzi

WXXI

280 State Street • Rochester, NY 14603

Phone: 325-7500

Fax: 258-0339

Email: newsroom@wxxi.org

Contact: Peter Ingliniski

NATIONAL MEDIA

ASSOCIATED PRESS

Headquarters • 450 W. 33rd St. • New York, NY 10001

Phone: (212) 621-1500

Email: sportstats@ap.org

CANADIAN PRESS

36 King Street, East Third Floor • Toronto, Ontario M5C 2L9

Sports Phone: (416) 507-2154

Sports Fax: (416) 507-2074

Email: sports@cp.org

GULF SPORTS RADIO NETWORK

Paul Gallant • 341 Strong Street • Summerside, PEI Canada C1N1L4

Sports Phone: (902) 888-3460

Sports Fax: (902) 724-5130

Email: gulfsports@eastlink.ca

IN LAX WE TRUST

Marisa Ingemi

Website: www.inlaxwetrust.com

Email: WeTrust@gmail.com

INSIDE LACROSSE

621 East Pratt Street, Suite 200 • Baltimore, MD 21202

Phone: (410) 369-0730

Fax: (410) 510-1033

Website: www.insidelacrosse.com

Contact: John Jiloty

JUST LACROSSE

Website: www.justlacrosse.com

Contact: Dennis Pettit

LAX POWER

Website: www.laxpower.com

Email: dan@laxpower.com

Contact: Dan Larsen

OURSPO RTS CENTRAL

Email: staff@oursportscentral.com

THE LACROSSE JOURNAL

Website: www.thelacrossejournal.com

Email: editor@thelacrossejournal.com





2012 AND 2013 NHL CHAMPIONS

2014 ROCHESTER KNIGHTHAWKS SCHEDULE



December 28 | 7:30 p.m.
MINNESOTA SWARM



March 8 | 7:30 p.m.
PHILADELPHIA WINGS



January 11 | 7:30 p.m.
PHILADELPHIA WINGS



March 15 | 7 p.m.
AT TORONTO ROCK



January 18 | 7:30 p.m.
TORONTO ROCK



March 16 | 4 p.m.
AT PHILADELPHIA WINGS



January 25 | 7:30 p.m.
AT BUFFALO BANDITS



March 29 | 7:30 p.m.
EDMONTON RUSH



February 1 | 9 p.m.
AT EDMONTON RUSH



April 4 | 8:30 p.m.
AT MINNESOTA SWARM



February 8 | 7:30 p.m.
BUFFALO BANDITS



April 5 | 7:30 p.m.
MINNESOTA SWARM



February 15 | 7 p.m.
AT TORONTO ROCK



April 12 | 7:30 p.m.
VANCOUVER STEALTH



February 22 | 9 p.m.
AT CALGARY ROUGHNECKS



April 19 | 7:30 p.m.
BUFFALO BANDITS



March 1 | 9 p.m.
AT COLORADO MAMMOTH



April 26 | 7:30 p.m.
AT BUFFALO BANDITS

Game times listed in Eastern Time Zone • Dates and times are subject to change