

BUFFALO **BANDITS** MEDIA GUIDE 2014 LACROSSE



BEST ENJOYED ON ICE

REAL
Coca-Cola
TASTE
AND ZERO
CALORIES



enjoy everything

Proud Sponsor of the Buffalo Bandits

©2013 The Coca-Cola Company.



BUFFALO BANDITS SCHEDULE 2014 LACROSSE

SATURDAY, DEC. 28 VS PHILADELPHIA 7:30 PM

FRIDAY, JAN. 10 VS TORONTO 7:30 PM

SUNDAY, JAN. 12 AT PHILADELPHIA 4 PM

SATURDAY, JAN. 18 AT COLORADO 9 PM

SATURDAY, JAN. 25 VS ROCHESTER 7:30 PM

SATURDAY, FEB. 1 VS TORONTO 7:30 PM

SATURDAY, FEB. 8 AT ROCHESTER 7:30 PM

SATURDAY, FEB. 15 VS PHILADELPHIA 7:30 PM

SATURDAY, MARCH 8 VS MINNESOTA 7:30 PM

SATURDAY, MARCH 15 VS COLORADO 7:30 PM

FRIDAY, MARCH 21 AT EDMONTON 9:30 PM

SUNDAY, MARCH 23 AT MINNESOTA 3 PM

SATURDAY, MARCH 29 AT VANCOUVER 10 PM

SATURDAY, APRIL 5 VS CALGARY 7 PM

SATURDAY, APRIL 12 AT MINNESOTA 8 PM

FRIDAY, APRIL 18 AT TORONTO 7 PM

SATURDAY, APRIL 19 AT ROCHESTER 7:30 PM

SATURDAY, APRIL 26 VS ROCHESTER 7:30 PM

BANDITS.COM
SABRES.COM

TICKETS: **1.888.GO.SABRES**

HOME GAMES

AWAY GAMES



TABLE OF CONTENTS

TEAM INFORMATION

Team Contacts	5
Media Information	6
Directions to First Niagara Center	7
First Niagara Center	8
Terry Pegula	9
Ted Black	11
Dave Zyga, Scott Loffler	13
Steve Dietrich	14
Troy Cordingly	15
Lacrosse Staff	15-17

BUFFALO BANDITS 2014

Active Roster	18
Player Bios	19-48
2013 NLL STATISTICS	49

BUFFALO BANDITS HISTORY

Career Leaders	52
Year-by-Year Stats	53-74
Single-game Team Records	75
2013 Bandits by Period	76-77
Bandits Team-Playoff Records	78
Bandits Single-Season Leaders	79-80
Bandits Individual Game Records	81
Bandits Year-by-Year Leaders	82
All-Time Goaltender Stats	83
Bandits Year-by-Year Results	84-93
Bandits Career Leaders	94
Bandits Playoff History	95-98
Bandits All-Time Draft History	99-103
All-Time Home & Away Record	104
All-Time Uniform Numbers	105-106
Bandits All-Time Individual Scoring	107-111
Records vs. Other Teams	112



TEAM INFORMATION

TEAM CONTACTS

Telephone/Executive Offices	716.855.4100
Ticket Sales	716.855.4444
Home Field/Executive Offices	First Niagara Center
Seating Capacity	18,690
Training Camp/Practice Site	Lakemount Sportsworld - Grimsby, Ont., Canada
Team Colors	Black, Orange PMS 165, Pantone Violet, and White
Team Founded	Fall 1991
Owner	Terrence M. Pegula
President	Theodore Black
Governor/Vice President Legal Affairs	David Zyga
Director of Lacrosse Operations	Scott Loffler
General Manager	Steve Dietrich
Head Coach	Tory Cordingley
Vice President, Sales & Business Development	John Livsey
Vice President of Public/Community Relations	Michael Gilbert
Vice President of Brand Strategy & Marketing	Brent Rossi
Vice President of Creative Services	Frank Cravotta
Vice President of Arena Operations	Stan Makowski
Director of Game Presentation	Jenifer Rehak
Public Relations Graduate Assistant	Dan Peters
Digital Media Manager	Scott Miner
Digital Content Manager	Kevin Snow
Marketing Coordinator	Cara Foligno
Social Media Manager	Craig Kanalley
Media Guide Design	Lindsey Caber
Team Photographer	Bill Wippert



TEAM INFORMATION

MEDIA INFORMATION

Requests for information should be directed to: Buffalo Bandits, Attn: Dan Peters, First Niagara Center, One Seymour H. Knox III Plaza, Buffalo, N.Y., 14203. Fax transmissions can be sent to (716) 855-4162 Attn: Buffalo Bandits PR.

Because of the size of the home game schedule, “season media passes” do not exist. Press box seats will be filled on a space-available basis. Those who need media credentials should contact Dan Peters via email (dan.peters@sabres.com), fax or phone (716-855-4417) by noon on the Friday before the home game. Faxed requests must be provided on your media outlet’s letterhead.

Furthermore, freelance photographers will be admitted on an assignment-only basis, which must come from the photo editor. All requests for pre-game (such as live shots for newscasts at the dinner hour) and half-time interviews should be given to the media relations department by the same time.

The media entrance to First Niagara Center during Bandits games is located on the Illinois Street side of the building at street level. There is no media parking area. Press credentials can be picked up before 5 p.m. on game days from the media relations department. After the start of the game, credentials will be held at the security office for late-arriving media members.

To reach the press box you must use the freight elevator, located behind the security office/media entrance. Take the freight elevator to the level marked “P.” Credentials should be displayed at all times for admission to the press box and dressing room areas. There are electrical outlets at all seats in the press box.

Smoking and consumption of alcohol is prohibited for all credentialed media in the press box or any other area of First Niagara Center.

Media members are prohibited from wearing team attire or colors. Any media member who has been issued a credential must sit in the press box for the duration of the game. Violators of any of these rules will be subject to expulsion from First Niagara Center.



DIRECTIONS TO FIRST NIAGARA CENTER

From the North (including Canada):

Take I-190 South.

Exit 5 (Louisiana Street): At the bottom of the exit turn left. Turn right onto Perry Street (1st light) or onto South Park Avenue (2nd light). First Niagara Center is straight ahead. Parking is available just past Michigan Street.

From the South, East, and West (via Thruway):

Take Interstate 90 (Thruway) to Exit 53, which is I-190 North.

Exit 6 (Elm Street): As you exit 190, bear right to the ramp, and turn right onto Seneca Street. Take Seneca Street to the first light and turn right onto Michigan Street. Take Michigan Street over the bridge. You will see First Niagara Center to your right. Parking is available in the lot and ramp off both Perry Street and South Park Avenue.

From the East:

From Interstate 90 (Thruway) take Route 33 to Downtown Buffalo. Continue on Oak Street all the way to 190 South and exit immediately at Exit 5 (Louisiana Street). At the bottom of the exit, turn left. Turn right onto Perry Street (1st light) or onto South Park Avenue (2nd light). First Niagara Center is straight ahead on the right. Parking is available just past Michigan Street.

From the South (Lakeshore):

Take Route 5 over the Skyway. Exit onto Route 190 South.

Exit 5 (Louisiana Street): At the bottom of the exit turn left. Turn right onto Perry Street (1st light) or onto South Park Avenue (2nd light). First Niagara Center is straight ahead. Parking is available just past Michigan Street.

DIRECTIONS TO PRACTICE FACILITY

Practices are usually held at the Lakemount Sportsworld in Grimsby, ON or the Gil Lay Memorial Sports Arena in Irving, NY. Practices are open to the media. Reporters should contact the media relations department to verify location and times.

Sportsworld:

14 Iroquois Trail
Grimsby, ON L3M 5E7
(905) 945-4464

Take the QEW towards Toronto into Grimsby, ON

Exit on Bartlett Avenue
Turn left at the stop sign
Make a left at the light
Go about a half mile and turn left onto Iroquois (there will be a sign for Lakemount Sportsworld). The arena is at the end of the road on the left.

Gil Lay Memorial Sports Arena:

11093 Erie Road
Irving, NY 14081
716-549-0888

Irving, NY is located just off Rt-90 (NY Thruway) in southwest New York, approximately 35 miles southwest of Buffalo.

From Interstate 90 (Thruway): I-90 to Seaway Trail/US-20/Rt-5 (Exit 58). After exiting the toll booth, turn right on US-20 (Main Rd.) and proceed east approximately 0.75 miles to Rt-5. Bear left at the stoplight, staying on Rt-5. Arena is on the right just past the railway tunnel



TEAM INFORMATION

FIRST NIAGARA CENTER

Address: One Seymour H. Knox III Plaza, Buffalo, NY 14203

Location: At the foot of Main St. and South Park Ave. on the Buffalo waterfront

Ceremonial Groundbreaking: November 4, 1994

Gala Grand Opening Event: Sept. 27, 1996, an evening of entertainment featuring appearances by: Doc Severinsen and the Buffalo Philharmonic Orchestra, figure skater Brian Boitano, aerialists, singer Ani DiFranco, and members of the Sabres and Bandits.

First Hockey Game: Sept. 21, 1996, preseason game vs. Toronto Maple Leafs (3-1 Buffalo win; first goal by the Sabres' Brian Holzinger at 5:24 of the first period on Toronto goalie Don Beaupre).

First Regular-Season Hockey Game: Oct. 12, 1996, vs. Detroit Red Wings (6-1 win by Detroit; first regular-season goal in First Niagara Center was by the Wings' Vyacheslav Kozlov at 15:41 of the first period on Buffalo's Dominik Hasek; first Buffalo regular-season goal in First Niagara Center by Michael Peca at 5:24 of third period on Detroit goaltender Mike Vernon).

First Lacrosse Game: Jan. 4, 1997 vs. Rochester Knighthawks (19-17 win by Rochester; before a crowd of 18,595).

Seating Capacity: 18,690 for hockey, lacrosse and football; 19,100 for basketball; 21,500 for concerts (building size - 700,000 square feet)

Cost: \$127.5 million (\$72 million from private sources and \$55 million from the combined resources of New York State, Erie County, and the City of Buffalo)

Project Architects: Ellerbe Becket, Bergmann, Espacio/Hamilton Houston Lownie, Flynn Battaglia Architects, Buffalo Office Interiors/Hovey-Nardini Architects, Gordon Architects/Planners

Features:

- **1,100 space** attached parking garage.
- **Four seating levels**, including club level seats located one level below the suites. These seats have direct access to the weather-protected parking garage as well as concierge and in-seat food & beverage service.
- **80 mid-level suites**, featuring all of the club-seat amenities plus private restrooms. Suites seat 12 but can hold up to 18.
- **The Party Suite** - located on First Niagara Center's 200 Club Level, is primarily used for Buffalo Sabres games. It comes complete with seating in Club Seat section 202, a great view of the Center event area, and access to the 200 Level Harbour Club.
- **The Harbour Club** possesses extensive banquet facilities while offering views of both the arena floor and the Buffalo waterfront. It is located on both the 100 and 200 levels, with formal and casual dining at the two locations, respectively.
- **The Pour Man's Aud Club** - a nostalgic "time-warp" for long-time Buffalo Sabres fans featuring refurbished artifacts taken from the Memorial Auditorium.
- **Food courts**
- **Sabres team store** - at 5,000 square feet, it is one of the largest in-arena merchandise stores in the NHL.
- **Labatt Blue Zone** Headlines sports bar - includes displays and other features telling the history of amateur and professional sports in Buffalo.
- **Pavilion** - The 330' long by 65' high glass-enclosed structure serves as the main entrance/exit in the arena.
- **The Greater Buffalo Sports Hall of Fame Display** - located in the Pavilion, just outside the Sabres Store.

In addition to the Sabres, the Buffalo Bandits (National Lacrosse League) play their home games at First Niagara Center. The arena also hosts college basketball games featuring the four WNY NCAA Division I teams: Canisius College, Niagara University, University at Buffalo and St. Bonaventure University.

First Niagara Center has also played host to the 2000, 2004, 2007 and 2010 NCAA Division I Men's Basketball Championship first and second rounds, the 2003 NCAA Division I Men's Ice Hockey Frozen Four, the 2011 IIHF U20 World Junior Championship and the 2012 NLL All-Star Game. First Niagara Center will host USA Hockey's inaugural All-American Prospects Game on Sept. 29, 2012.



EXECUTIVE STAFF

TERRENCE M. PEGULA *Owner*



Back in 1983, Terry Pegula told his business partner Robert H. Long, Jr., “If I ever have more than two nickels to my name, I’m going to buy the Buffalo Sabres one day.” Now, almost 30 years later, Terry’s dream has come to fruition.

A NEW ERA OF SABRES HOCKEY

On Feb. 22, 2011, Pegula became the fourth owner in Buffalo Sabres franchise history. The day Pegula was introduced as owner, the Sabres were 27-25-6 and sat in ninth place in the Eastern Conference - five points out of a playoff spot. Pegula’s purchase not only reenergized the fan base, but the players as well. With Pegula now at the helm, the Sabres went on a 16-4-4 run over the final 24 games of the season to finish seventh in the East. This included a 9-1-2 record at home, with every remaining home game selling out.

The momentum of the new era would stretch well into the offseason as the home of the Sabres – renamed First Niagara Center in August 2011 – began a multimillion dollar facelift. The renovations, which were completed in time for the 2011-12 season, included a new, state-of-the-art locker room with updated training and rehabilitation areas, player lounge and coaching offices. Along with the locker room transformation, First Niagara Center underwent several other upgrades with a focus on providing the best possible game day experience for Sabres fans. This commitment to providing a first-rate environment for players and fans quickly earned Buffalo the label of ‘Hockey Heaven.’

Buffalo fans responded to this new era of Sabres hockey in an overwhelming fashion. Since Pegula’s acquisition of the team, the Sabres have sold out every game at First Niagara Center except one. The fans that couldn’t watch the games in-person at the arena watched in near-record numbers on TV, earning the Sabres the second-highest local ratings in the NHL. The excitement incited by Pegula doesn’t appear to be subsiding any time soon; the season ticket renewal rate reached 99% for the second year in a row and the waiting list has grown to include over 3,000 names.

In 2012, Pegula looked to make an even bigger impact on the City of Buffalo, using hockey as a catalyst. On Aug. 29, it was announced that the city had selected Pegula and his development team to develop and construct HARBORcenter, a \$172 million multipurpose facility that will sit directly across from First Niagara Center in the city’s Canalside District. HARBORcenter will be anchored by two new NHL-size ice rinks that will be open for community use and a 200-room, full-service Marriott hotel. In addition to the ice rinks and hotel, there are plans for an upscale, hockey-themed sports bar and restaurant, additional retail space and a parking structure.

HARBORcenter is expected to draw more than 500,000 people to downtown Buffalo annually and, coupled with First Niagara Center, will provide a premier destination for hockey fans, right in the heart of ‘Hockey Heaven.’

EXPANDING THE PEGULA-HOCKEY FOOTPRINT

On September 17, 2010, Terry and his wife, Kim, donated \$88 million to Penn State University -- the largest private gift in the history of the school -- to fund a state-of-the-art, multi-purpose arena and a world-class practice facility, and to help establish an NCAA Division I men’s hockey program. In 2012, the Pegulas announced they would increase their donation to the Nittany Lion hockey program to \$102 million.

Thanks to their generosity, Penn State has been able to add both men’s and women’s varsity hockey teams, with



both teams beginning play at Pegula Ice Arena in 2012-13. The building will include two ice sheets, and serve as the only major ice facility within an 80-mile radius of State College. In addition to providing hockey and figure skating opportunities for the entire Central Pennsylvania region, it will also be used for a broad range of campus and community activities.

ROCHESTER REUNION

Soon after purchasing the Sabres, Pegula explored the idea of acquiring the Rochester Americans, the AHL team that had previously spent 29 years as the Sabres' affiliate before a three-year hiatus. On June 24, 2011, the Sabres announced the reunification of the Western New York teams as Pegula became the owner of the Amerks and continued one of the longest and most successful partnerships between an NHL and AHL club.

The 'Hockey Heaven' mindset was quickly adopted in Rochester as well and, like the Sabres, the Amerks experienced a momentum change. The Americans had the highest jump in attendance in the AHL in 2011-2, a 44.5% increase from the previous season, and vaulted from 25th in league attendance to 13th in just one season. As the Amerks progressed into the Calder Cup playoffs, fans were attending the games in numbers not seen since 1990.

A HOCKEY FAN AND A BUSINESS MAN

Pegula's interest in the NHL began when the Sabres faced the Philadelphia Flyers in the 1975 Stanley Cup Final. His affection for the "French Connection" line began with that series, and led to his affinity for the Sabres franchise. While operating East Resources Inc. in Western New York and Pittsburgh throughout the 1980s and '90s, and living in Vestal, Olean and Orchard Park during that span, Terry first bought season tickets at the Memorial Auditorium in 1980. He remained a loyal Sabres season ticket holder for the next 18 seasons.

Born in 1951 and raised in Carbondale, Pa., he attended high school at Scranton Preparatory School. Pegula entered Penn State University as a Math major, but in order to stay in school he entered the Petroleum and Natural Gas Engineering program through a scholarship. He went on to graduate with a Bachelor of Science degree in 1973, and landed his first job with Getty Oil Co. in Victoria, Texas. He later joined Felmont Oil Co., a decision that first brought him to Olean, N.Y., in 1975.

In 1983, he borrowed \$7,500 from family and friends to found East Resources Inc., an independent oil and gas exploration and development company. Over the next 27 years, he built it into one of the largest privately held companies in the United States. In July of 2010, Royal Dutch Shell purchased the assets of East Resources Inc. for \$4.7 billion (US). That sale allowed the Pegulas to make their first foray into the hockey world.

BEYOND HOCKEY

Together, the Pegulas have expanded their interests in the sports field by acquiring Atlanta-based France AllPro Athlete Management, a high-profile NFL player agent firm headed by Todd France, in December 2011. The Pegulas also own Impact Sports Performance, an elite athletic training facility in Boca Raton, Fla.

Beyond the sports world, Terry and Kim also founded Black River Entertainment, a country music label based in Nashville, Tenn.

Terry and Kim currently reside in Boca Raton, Fla., and have five children: Michael (35), Laura (31), Jessica (19), Kelly (17) and Matthew (14). Pegula's younger daughters, Jessica and Kelly, were both born in Buffalo.

A native of nearby Rochester, N.Y., Kim Pegula is a 1991 graduate of nearby Houghton College with a degree in Communications, and was involved with East Resources since 1991. In 2011, Kim donated \$12 million to her alma mater to support the construction of new athletic facility, the Kerr-Pegula Sports Complex.



THEODORE BLACK *President*

As president of the Buffalo Sabres, Ted Black oversees all aspects of the day-to-day operations of the franchise, with specific focus on making the Buffalo Sabres the premier destination for NHL players and the Sabres' current and future employees. In addition, Black provides strategic and creative leadership in areas including corporate partnerships, advertising, NHL relations, team marketing, Sabres television broadcasts, fan relations and ticket sales.

During the last decade, Black has compiled a track record of success and experience that few sports executives can match. Black is an accomplished leader who contributed to and presided over unprecedented growth with both the Pittsburgh Penguins and FSN Pittsburgh. He enjoys close relationships with top executives, corporate sponsors, professional sports teams, television networks and at the National Hockey League.

In late 2010, Terry Pegula enlisted Black to undertake the task of assembling and leading the group of professionals to advise Mr. Pegula on the acquisition of the Buffalo Sabres. Black's responsibilities included guiding the transaction negotiations, due diligence and NHL approval process.

Since taking charge of the Sabres and its business operations, Black has continued to keep the organization as one of the strongest small-market clubs in the NHL. During the past three seasons, the club's season-ticket holder base has grown to its highest levels in decades, with an annual renewal rate hovering around 99 percent, and a waiting list of more than 3,000 people. Additionally, the team has set game attendance records while also increasing the capacity of First Niagara Center, pushing it into the top 10 largest arenas (by capacity) in the league. Under Black's guidance, the Sabres continue to be one of the NHL's most popular draws on television as well. The team's games on MSG have posted the league's second-best local TV ratings for the past two seasons (2011-12, 2012-13) and Buffalo continues to be one of the strongest hockey-viewing markets for nationally televised contests on NBC and NBC Sports Network.

Black is also helping to guide the Sabres' expansion and transition to HARBORcenter, a \$172 million multipurpose hockey and entertainment facility that will sit directly across from First Niagara Center in Buffalo's Canalside District. This one-of-a-kind project has led to partnerships with Marriott International, to develop a 200-room full-service hotel at the complex, and also with Canisius College, which will use HARBORcenter's two NHL-size ice rinks as its home arena when the complex opens in September 2014.

HARBORcenter is expected to draw more than 500,000 people to downtown Buffalo annually and, coupled with First Niagara Center, will be a premier destination for hockey.



Before his move to the Sabres, Black served as the Senior Vice President and General Manager of FSN Pittsburgh, a regional sports television network that produced and telecasted more than 220 live pro events and 1500 hours of programming per year. Under Black's executive leadership, FSN Pittsburgh grew advertising revenues every year and telecast a record number of live pro events. The station also generated record revenues, record earnings, record ratings and was widely recognized as the #1 rated US-based Regional Sports Network in the National Hockey League.

Prior to his tenure at FSN, Black was a member of Mario Lemieux's senior management team and served as Vice President of the Pittsburgh Penguins from 1999 to 2008. Black was a member of the core group of executives that helped Lemieux execute one of the most successful franchise transformations in the history of professional sports. Ted was intimately involved in all senior executive-level decisions and strategic planning concerning the marketing, branding, sales and overall business operations and management of the team. In addition to being a key strategist during the Penguins' efforts to get a new arena, Black served as the day-to-day project leader for the new arena during the pre-construction phase of the project. He also interviewed and helped to recruit Ray Shero to become the club's General Manager. Black was active with the Wilkes-Barre/Scranton Penguins and served as the team's Alternate Governor to the AHL.

In 2005, Black was honored and recognized by Pittsburgh Magazine as a "Forty Under Forty" community leader. Black is a 1987 graduate of Allegheny College and he received his J.D. from the University of Pittsburgh School of Law in 1990. Ted and his wife, Amy, live in the Elmwood Village section of the City of Buffalo. They have two sons, Andrew and Nathan.



DAVID ZYGAJ *Governor & VP of Legal Affairs*



Entering his ninth season with the organization, David ZygaJ begins his third year as the Sabres' vice president of legal affairs. Dave, who served as the Sabres' director of legal affairs from 2008-2011, is responsible for overseeing and managing all legal issues on behalf of the Buffalo Sabres, First Niagara Center, Buffalo Bandits (NLL) and Rochester Americans (AHL). In addition to preparing and reviewing legal agreements relating to company operations, Dave works with hockey operations on matters pertaining to the NHL, CBA, player contracts and retention and also serves as a league governor for the Bandits.

Dave joined the organization with over 15 years of legal experience in both the private and sports sectors. From 1990-1999, he practiced with Brown & Kelly, LLP, before taking a general counsel position with the National Lacrosse League (NLL) from 1999-2000. In 2000-01, Dave was named vice president of business and legal affairs for the Columbus

Landsharks before serving as the director of operations and youth development for the Rochester Sports Group/Rhinos from 2001-03. Dave then joined the Greenan Law Firm in 2004-05, before making his return to sports in 2005 as director of lacrosse operations for the Buffalo Bandits. In 2007, Dave was named the NLL's Executive of the Year.

In addition to his legal duties with the organization, Dave has also served as secretary of the Buffalo Sabres Foundation since 2009 and also serves as a board member of the First Tee Western New York organization.

A 1985 graduate of Cornell University, ZygaJ earned his J.D. degree from the University at Buffalo in 1989 and a master's degree in sports administration from Canisius College in 2000. An avid, life-long ice hockey player, Dave lives in North Buffalo with his wife, Jeannette.

SCOTT LOFFLER *Director of Lacrosse Operations & Alternate Governor*



Scott Loffler is entering his seventh season as the Bandits director of lacrosse operations. Loffler handles all of the team's day-to-day business aspects.

Since 2004, Loffler has worked for the Buffalo Sabres in various capacities within the sales department and ticket office. Most notably, he was instrumental in carrying on the Sabres' youth hockey programs. In addition, Loffler served as an account executive, handling group, mini-pack and season ticket sales for both the Sabres and Bandits. Prior to working for the Sabres, he also worked for the Buffalo Bills' ticket office.

Born and raised in Ogdensburg, NY, Loffler is a 2003 graduate of Ithaca College, where he earned a Bachelor of Science degree in sports management. He went on to obtain his master's in sports administration from Canisius College in 2004.



STEVE DIETRICH *General Manager*



Steve Dietrich will be embarking on his second season as general manager for the Buffalo Bandits after establishing a 21-year career in professional lacrosse that has included a Hall-of-Fame playing career and a recent resume of coaching and front office positions.

The former NLL goaltender was named to his current post with the team on July 19, 2012, taking over for Darris Kilgour.

Dietrich joined the Bandits after spending two seasons as assistant coach for the Toronto Rock. He also spent five seasons as general manager for the Kitchener-Waterloo Kodiaks of Major Series Lacrosse prior to coming to Buffalo.

As a player, Dietrich played 18 seasons in the NLL, with stops in Baltimore (1992), Detroit (1994), Rochester (1995-2001), Buffalo (2002-2007), Calgary (2008), Edmonton (2009) and Toronto (2009-2010). He won a league championship in 1997 with Rochester, and was named Championship Game Most Valuable Player in the 15-12 win over Buffalo.

In 2006 he won the League's Most Valuable Player Award, becoming the first and still the only goaltender to ever win the award. He had one of the best statistical individual seasons for a goaltender in league history that year, posting a save percentage of .808 and a goals against average of 9.97, leading Buffalo to the Championship Game. Dietrich won the Goaltender of the Year Award in 2005 & 2006, the first goaltender to win the award in back to back seasons. He notched a career won-loss record of 60-47, while making 5,531 career saves and playing more than 8,300 minutes throughout his 18 seasons.

Dietrich was inducted into the NLL Hall of Fame in 2012.



LACROSSE STAFF

TROY CORDINGLEY *Head Coach*



Troy Cordingley enters his first season as head coach of the Buffalo Bandits after being named the team's seventh head coach in franchise history on July 3, 2013.

Cordingley joins the Bandits after serving as head coach of the Toronto Rock for the last four NLL seasons. Under his tutelage, the Rock led the East Division twice (2012 and 2013) and reached the NLL championship game twice (2010 and 2011), including a Champion's Cup win in 2011. Last season, Cordingley guided the team to a league-best 10-6 record, earning his second Les Bartley Award, given annually to the NLL Head Coach of the Year.

The Oakville, Ontario native began his head coaching career in Calgary in 2008 after first serving as an assistant coach for the Bandits. He led the Roughnecks to a Champion's Cup in 2009, winning the Les Bartley Award for the first time in his career.

Prior to his coaching career, Cordingley played nine seasons of professional lacrosse from 1993 to 2001, including his first seven as a member of the Bandits. He currently ranks in the top 10 in Bandits history in goals (96) assists (137) and points (233) and won two championships with the club.

BANDITS COACHING HISTORY

YEAR	COACH	REGULAR SEASON	PLAYOFFS
1992	Bob "Buff" McCready	0-3	0-0
1992*	Les Bartley	5-0	3-0
1993*	Les Bartley	8-0	2-0
1994	Les Bartley	6-2	1-1
1995	Les Bartley	3-5	0-1
1996*	Les Bartley	8-2	2-0
1997	Les Bartley	6-4	1-1
1998	Les Wakeling	6-6	1-1
1999	Les Wakeling	4-8	0-0
2000	Ted Sawicki	8-4	0-1
2001	Ted Sawicki	8-6	0-0
2002	Ted Sawicki	5-4	0-0
2002	Frank Nielsen	3-4	0-0
2003**	Darris Kilgour	12-4	1-1
2004***	Darris Kilgour	8-8	2-1
2005	Darris Kilgour	11-5	0-1
2006	Darris Kilgour	11-5	2-1
2007	Darris Kilgour	10-6	1-1
2008*	Darris Kilgour	10-6	3-0
2009	Darris Kilgour	10-6	1-1
2010	Darris Kilgour	8-8	0-1
2011	Darris Kilgour	10-6	1-1
2012	Darris Kilgour	7-9	0-1
2013	Darris Kilgour	6-10	0-0

* won championship

** voted NLL Coach of the Year

*** Eastern Division All-Star Coaching selection



RICH KILGOUR *Assistant Coach*

Rich Kilgour enters his fourth season as an assistant coach with the Bandits. He joined Buffalo's coaching staff prior to the 2011 season after a year away from professional lacrosse following his retirement from the NLL in 2009. He spent the entirety of his 18-year playing career (1992-2009) with the Bandits, serving as captain for 12 seasons from 1998 to 2009. His teams made the playoffs 13 times and won four championships (1992, 1993, 1996 and 2008).

Kilgour played in 200 career regular season games as a defensive specialist for the Bandits, scoring 317 career points (94 goals, 223 assists). He was a part of the 1993 champion Bandits, the only team to go undefeated through the regular season and playoffs (10-0) in league history. Kilgour's jersey number 16 was retired by the Bandits and lifted to the rafters of First Niagara Center on April 16, 2011.



DAN TEAT *Assistant Coach*

Dan Teat will be entering his third season as assistant coach of the Buffalo Bandits. The Brampton, ON native and 14-year NLL veteran forward played five seasons with Buffalo from 2004-2008. The 39-year-old offensive coach scored 630 points (298+332) in 195 NLL games before retiring in 2010. Teat won the storied Mann Cup championship over the summer as an assistant coach with the Brampton Excelsiors of Major Series Lacrosse.



DAVE PYM *Assistant Coach*

Dave Pym will be entering his first season as assistant coach, western scout and video coach of the Buffalo Bandits. Pym most recently spent the 2013 NLL season as a western scout for the Toronto Rock. Prior to that, he served as head coach of Calgary for three seasons, guiding the Roughnecks to a pair of regular season Western division titles.



RUSTY KRUGER *Assistant Coach and Eastern Scout*

Rusty Kruger will be entering his first season as assistant coach and eastern scout of the Buffalo Bandits. The Orangeville, ON native and 11-year NLL veteran forward spent the 2008 season as a member of the Bandits. The 38-year-old coach scored 242 points (125+117) in 115 NLL games before retiring in 2008. Kruger has won three Canadian junior men's lacrosse Minto Cup Championships (1993, 1995 and 1996) with the Orangeville Northmen, and was also named MVP of the 1995 championship.



STEVE TOLL *Assistant Coach and Eastern Scout*

Steve Toll will be entering his first season as assistant coach and eastern scout of the Buffalo Bandits. The St. Catharines, ON native and 14-year NLL transition player scored 400 points (154+246) in 196 NLL games and has served as an executive in the Canadian Lacrosse League. Over his career, the 39-year old coach won four NLL Championships and was awarded the first ever NLL Transition Player of the Year Award in 2007. In addition to lacrosse, Toll played collegiate ice hockey for Rochester Institute of Technology and in 1997 was named NCAA Division III Men's Ice Hockey Player of the Year. His ice hockey résumé also includes four years of professional competition between the East Coast Hockey League and the Central Hockey League.



ROB BUCHAN *Western Scout*

Rob Buchan will be entering his first season as a western scout of the Buffalo Bandits. Buchan is also currently an owner of the Western Lacrosse Association's Langley Thunder.



TEAM PERSONNEL



Dr. Sherri LaShomb
Athletic Trainer



Rob Kennuth
Athletic Trainer



Dr. Michael Raugh
Team Doctor



Dr. Michael Jordan
Team Doctor



Dr. Kevin Nowicki
Team Dentist



Dr. Ryan Maine
Team Dentist



Matt Meyer
Massage Therapist



Ted Cordingley
Equipment Manager



Ron Weiss
*Assistant Equipment
Manager*



Roy Jacobs
*Assistant Equipment
Manager*



Wayne Burke
*Strength & Conditioning
Coach*



John Gurtler
Radio Play-by-play



Randy Mearns
Radio Color



Chris Suita
Team Consultant



John Sinclair
*VP Ticket Services &
Operations*



Brent Rossi
*VP of Brand Strategy
and Marketing*



Jenifer Rehac
*Director of Game
Presentation*



Mike Kaminska
Merchandise Director



Dan Peters
*Public Relations
Graduate Assistant*



Scott Miner
Digital Media Manager



Craig Kannally
Social Media Manager



BANDITS ROSTER

ACTIVE ROSTER

No.	Player	Pos.	Shoots	Ht.	Wt.	Birthdate	Hometown
3	Billy Dee Smith	D	L	6-3	220	6/30/82	St. Catharines, ON
5	Joe Resetarits	F	R	6-0	190	8/22/89	Hamburg, NY
7	Derek Suddons	D	L	6-1	222	10/6/78	Whitby, ON
8	Kevin Brownell	T	R	6-1	179	8/16/88	Millgrove, ON
9	Mark Steenhuis	F	R	5-9	192	12/3/1980	St. Catharines, ON
10	Aaron Wilson	F	R	5-10	173	12/20/80	Kitchener, ON
11	John Tavares	F	L	5-11	185	9/4/1968	Mississauga, ON
13	David Brock	T	R	6-4	223	8/13/86	Burlington, ON
17	Ryan Benesch	F	L	5-9	180	1/30/85	Kitchener, ON
19	Chad Culp	F	L	5-9	179	2/5/1982	Arthur, ON
22	Andrew Watt	T	L	6-1	205	1/9/84	Kitchener, ON
23	Steve Priolo	D	R	6-5	234	1/15/1989	St. Catharines, ON
27	Glen Bryan	D	L	5-9	182	2/13/89	Orangeville, ON
42	Rory Smith	D	R	6-0	200	2/1/87	Mimico, ON
51	Shawn Williams	F	L	5-11	200	6/20/74	Oshawa, ON
75	Jay Thorimbert	T	R	6-0	199	7/6/1986	St. Catharines, ON
90	Jamie Rooney	F	R	5-10	190	7/31/1984	Arthur, ON
92	Dhane Smith	T	R	6-2	195	1/21/92	Kitchener, ON
No.	Goaltender	Pos.	Shoots	Ht.	Wt.	Birthdate	Hometown
38	Kurtis Wagar	G	L	6-0	240	11/5/85	Blackstone, ON
44	Anthony Cosmo	G	R	6-2	202	10/6/77	Orangeville, ON

PRACTICE SQUAD

No.	Player	Pos.	Shoots	Ht.	Wt.	Birthdate	Hometown
55	Mitch Wilde	T	R	6-3	175	6/12/91	Brooklin, ON
74	Colin Boucher	D	R	6-5	235	3/9/88	Huntsville, ON
91	Jordan Critch	T	L	5-10	175	3/13/91	Orangeville, ON
97	Hayden Smith	D	L	6-1	200	1/18/91	Owen Sound, ON

INJURED RESERVE


No.	Player	Pos.	Shoots	Ht.	Wt.	Birthdate	Hometown
61	Eric Penney	G	R	6-1	215	11/22/93	Rexdale, ON



17

RYAN BENESCH

FORWARD



BORN: January 30, 1985, Kitchener, ON

HEIGHT: 5 ft 9 inches

WEIGHT: 180 lbs.

SHOOTS: Left

ACQUIRED: From Minnesota with Andrew Watt in exchange for a first-round selections in the 2015 and 2016 NLL Entry Draft and a third-round selection in the 2017 NLL Entry Draft on July 15, 2013.

2013: Played a career-high 16 games... Recorded an assist and five loose balls at Washington (4/28)... Notched an assist, four loose balls and two penalty minutes vs. Toronto (3/31)... Registered a season-high two assists at Philadelphia (2/12)... Assessed a season-high 10 PIM at Minnesota (1/28)... Playoffs: Collected four loose balls at Toronto (5/5).

CAREER HIGHLIGHTS: **2012:** Suited up for 13 games with Minnesota, registering 72 points (33+39)... Appeared in his 100th career NLL game at Philadelphia (4/7)... Named Player of the Game in back-to-back outings at Washington (2/24) and at Calgary (3/3) after contributing eight (2+6) and seven (4+3) points, respectively... Named to Western Conference All-Star team. **Playoffs:** Notched nine points (4+5) in two games... **2011:** Appeared in all 16 games for Minnesota, recording a career-high 95 points (46+49) to lead the entire NLL in point-scoring... Also scored an NLL-best 46 goals... Named player of the game in five of the team's 16 outings... Registered 11 points (7+4) to tie his career-best at Washington (1/14)... Named to Western Conference All-Star team... **Playoffs:** Played in one game, recording three assists and 11 shots... **2010:** Played in 15 games for Minnesota, amassing 83 points (28+55) and recovering a career-high 85 loose balls... Tallied 11 points (2+9) at Calgary (3/26)... Recorded 11 shots at Washington (2/5), vs. Washington (2/13) and at Colorado (2/27)... **Playoffs:** Appeared in one game, registering four points (1+3)... **2009:** Saw action in 14 games for Edmonton, tallying 44 points (17+27)... Notched a season-high eight points (3+5) at Colorado (1/24)... **2008:** Recorded 50 points (19+31) in 14 games with Toronto... Registered a career-high 23 PIM vs. Minnesota (1/11)... **2007:** Appeared in 15 games for Toronto, recording 58 points (33+25)... Notched four goals in three straight games (3/17 vs. Colorado, 3/23 at Minnesota, 3/30 vs. Philadelphia)... **Playoffs:** Appeared in one game, scoring three goals and adding 16 shots.

CAREER STATS

REGULAR SEASON

PLAYOFFS

YEAR	TEAM	GP	G	A	P	LB	PIM	GP	G	A	P	LB	PIM
2007	Toronto	15	33	25	58	64	10	1	3	0	3	8	0
2008	Toronto	14	19	31	50	71	27	--	--	--	--	--	--
2009	Edmonton	14	17	27	44	71	2	--	--	--	--	--	--
2010	Minnesota	15	28	55	83	85	2	1	1	3	4	5	2
2011	Minnesota	16	46	49	95	79	4	1	0	3	3	6	2
2012	Minnesota	13	33	39	72	38	18	2	4	5	9	9	2
2013	Minnesota	16	34	50	84	59	14	2	7	9	16	9	0
NLL Totals		103	210	276	486	467	77	7	15	20	35	37	6



74


COLIN BOUCHER

DEFENSE

BORN: March 9, 1988, Huntsville, ON

HEIGHT: 6 ft 5 inches **WEIGHT:** 235 lbs. **SHOOTS:** Right

ACQUIRED: Signed as a free agent on November 4, 2013



2013: Played in 14 games for the Barrie Blizzard of the Canadian Lacrosse League (CLAX)... Registered eight points (3+5) and 16 PIM.

CAREER HIGHLIGHTS: **2012:** Appeared in 14 games for the Durham Turfdogs of the Canadian Lacrosse League (CLAX)... Tallied 14 points (7+7) and six PIM... **Playoffs:** Contributed a goal in the squad's only postseason contest.

CAREER STATS

YEAR	TEAM	REGULAR SEASON						PLAYOFFS					
		GP	G	A	P	LB	PIM	GP	G	A	P	LB	PIM
2012	Durham	14	7	7	14	--	6	1	1	0	1	--	0
2013	Barrie	14	3	5	8	--	16	--	--	--	--	--	--
CLAX Totals		28	10	12	22	--	22	1	1	0	1	--	0



13 DAVID BROCK

TRANSITION

BORN: August 13, 1986, Burlington, ON
HEIGHT: 6 ft 3 inches **WEIGHT:** 213 lbs. **SHOOTS:** Right

ACQUIRED: Acquired from Philadelphia with Mike Hominuck in exchange for Kevin Buchanan and a third-round pick in 2013 NLL Entry Draft.



2013: Appeared in 15 games for Buffalo, setting new career-highs in goals (6), assists (7), points (13) and PIM (46)... His 46 PIM were tied for most among Bandits players and fifth in the NLL, along with Steve Priolo... All six of his goals were scored within the season's first six games... Recorded 15 PIM and 11 PIM vs. Colorado (3/9) and at Rochester (2/16), respectively... Tallied a season-high four points vs. Philadelphia (1/26).

CAREER HIGHLIGHTS: **2012:** Tied career-high with three goals during season with goals at Buffalo (1/27), vs. Toronto (2/4) and at Toronto (3/9)... Tallied five points (3+2) through season to tie a career high... Set new personal-best with nine loose balls on two occasions vs. Rochester (1/14 and 3/3)... Played in every game of season. **2011:** Scored first NLL goal at Toronto (3/14)... Notched first NLL point with an assist against Buffalo (2/12)... Picked up a season-high five loose balls vs. Buffalo (2/12) and at Boston (4/9)... Played in every game of season.

CAREER STATS

YEAR	TEAM	REGULAR SEASON						PLAYOFFS					
		GP	G	A	P	LB	PIM	GP	G	A	P	LB	PIM
2011	Boston	2	0	1	1	3	0	--	--	--	--	--	--
	Philadelphia	11	3	2	5	41	8	--	--	--	--	--	--
2012	Philadelphia	15	3	2	5	66	42	1	0	0	0	2	0
2013	Buffalo	15	6	7	13	55	46	--	--	--	--	--	--
NLL Totals		41	12	11	23	162	96	1	0	0	0	2	0
Buffalo Totals		15	6	7	13	55	46	--	--	--	--	--	--



8

KEVIN BROWNELL
TRANSITION

BORN: August 16, 1988, Burlington, ON
HEIGHT: 6 ft 1 inches **WEIGHT:** 179 lbs. **SHOOTS:** Right

ACQUIRED: Selected 22nd overall in the 2012 NLL Entry Draft.



2013: Appeared in seven games for Buffalo, amassing eight points (2+6)... Registered five points (1+4) and five shots on goal at Washington (4/13)... Recovered five loose balls at Toronto (3/29).

CAREER HIGHLIGHTS: **2012:** Earned 2012 NEC All Second Team honors while playing his senior year at Robert Morris University.

CAREER STATS

CAREER STATS		REGULAR SEASON						PLAYOFFS					
YEAR	TEAM	GP	G	A	P	LB	PIM	GP	G	A	P	LB	PIM
2013	Buffalo	7	2	6	8	19	0	--	--	--	--	--	--
NLL Totals		7	2	6	8	19	0	--	--	--	--	--	--
Buffalo Totals		7	2	6	8	19	0	--	--	--	--	--	--




27 GLEN BRYAN

DEFENSE

BORN: February 13, 1989, Orangeville, ON
HEIGHT: 5 ft 9 inches **WEIGHT:** 182 lbs. **SHOOTS:** Left

ACQUIRED: From Toronto with Jamie Rooney in exchange for a second-round pick in the 2012 NLL Entry Draft and a fourth-round pick in the 2013 NLL Entry Draft on August 3, 2012.



2013: Appeared in all 16 games for Buffalo, recording 13 points (6+7)... Recovered a career-best 67 loose balls, good for fourth among Bandits players... Set a new career-high with 11 PIM... Registered a season-high two goals and three shots at Toronto (3/29).

CAREER HIGHLIGHTS: **2012:** Scored his second career goal at Buffalo (1/14), adding an assist in his second career multi-point game... Topped his previous career high with 45 loose balls. **2011:** Scored first career goal vs. Edmonton (4/16)... Earned first multi-point game with two assists vs. Buffalo (4/8)... **Playoffs:** Scored the opening goal of the Championship game... Won his first Champions Cup.

CAREER STATS

YEAR	TEAM	REGULAR SEASON						PLAYOFFS					
		GP	G	A	P	LB	PIM	GP	G	A	P	LB	PIM
2011	Toronto	9	1	4	5	44	0	3	1	0	1	14	2
2012	Toronto	9	1	3	4	45	9	2	0	0	0	9	2
2013	Buffalo	15	6	7	13	55	46	--	--	--	--	--	--
NLL Totals		34	5	8	13	156	20	5	1	0	1	23	4
Buffalo Totals		15	6	7	13	55	46	--	--	--	--	--	--




ANTHONY COSMO

GOALTENDER

BORN: October 6, 1977, Mississauga, ON

HEIGHT: 6 ft 2 inches **WEIGHT:** 202 lbs.



ACQUIRED: From Minnesota in exchange for Buffalo's first-round pick in the 2013 NLL Entry Draft and Buffalo's first-round pick in the 2014 NLL Entry Draft on February 17, 2012.

2013: Appeared in all 16 games to tie Mike Thompson (2007) for most games by a Bandits goalie in a single-season... Saw action as a goaltender in 14 of his 16 games... Named Player of the Game in a 10-6 win at Rochester (2/16) after making a season-high 54 saves... Notched consecutive victories on two separate occasions, at Rochester (1/19) and vs. Philadelphia (1/26) as well as at Rochester (2/16) and at Toronto (2/28).

CAREER HIGHLIGHTS: **2012:** Season-high 47 saves on 63 shots at Washington (4/28)... 46 saves on 55 shots (.836 SV %), two assists vs. Rochester (4/21)... 31 saves on 39 shots in relief at Edmonton (4/14)... NLL Defensive Player of the Week for Week 14 after first win as a Bandit with 46 saves on 53 shots (.868 SV %), assist, and only allowing one second-half goal vs. Philadelphia (4/7)... 15 saves on 25 shots at Toronto (3/16)... 20 saves on 27 shots at Rochester (3/10)... Started in Bandits debut vs. Colorado (3/3).

Five-time NLL All-Star... 2007 NLL Goaltender of the Year.

CAREER STATS

YEAR	TEAM	REGULAR SEASON					PLAYOFFS				
		GP	MIN	W-L	GA	GAA	GP	MIN	W-L	GA	GAA
2001	Toronto	5	132:17	1-1	19	8.63	1	-	-	-	-
2002	Toronto	16	255:56	2-2	45	10.57	2	-	-	-	-
2003	Toronto	16	359:20	5-1	61	10.19	2	-	-	-	-
2004	Toronto	16	392:44	5-1	68	10.40	1	37:39	0-1	11	17.65
2005	San Jose	15	698:45	3-9	143	12.28	-	-	-	-	-
2006	San Jose	12	688:05	5-7	119	10.38	-	-	-	-	-
2007	San Jose	15	810:00	8-5	138	10.22	2	106:39	0-1	20	11.28
2008	San Jose	16	824:56	7-6	147	10.70	1	60:00	0-1	18	18.00
2009	Boston	16	840:02	9-5	142	10.14	1	59:59	0-1	10	10.07
2010	Boston	16	890:18	7-6	141	9.50	1	60:00	0-1	12	12.00
2011	Boston	16	913:13	7-7	147	9.66	1	60:00	0-1	11	11.00
2012	Buffalo	10	382:02	3-3	79	12.41	1	60:00	0-1	7	7.00
2013	Buffalo	16	628:21	4-4	140	13.37	-	-	-	-	-
NLL Totals		187	7813:37	67-51	1385	10.64	11	443:38	0-7	89	12.04
Buffalo Totals		26	1010:23	7-7	219	12.89	1	60:00	0-1	7	7.00



91 JORDAN CRITCH

TRANSITION


BORN: March 13, 1991, Orangeville, ON

HEIGHT: 5 ft 10 inches

WEIGHT: 175 lbs.

SHOOTS: Left

ACQUIRED: Buffalo's second-round selection (16th overall) in the 2012 NLL Entry Draft.



2013: Appeared in five games for Buffalo, contributing five points (3+2)... Named NLL "Rookie of the Week" for Week 15 after recording four points (2+2) at Washington (4/20)...Registered four points (2+2) at Washington (4/13)... Scored his first NLL goal at Minnesota (4/6)... Recorded the first two loose balls of his NLL career at Toronto (3/29)...Made his NLL debut against Edmonton (3/23).

CAREER HIGHLIGHTS: **Junior:** Won 2008, 2009 and 2012 Minto Cups as a member of the Orangeville Northmen... Finished third in team scoring in 2012 with a career-high 62 points (38+24) in 16 games.

CAREER STATS

YEAR	TEAM	REGULAR SEASON						PLAYOFFS					
		GP	G	A	P	LB	PIM	GP	G	A	P	LB	PIM
2009	Orangeville	21	8	15	23	39	2	14	1	8	9	16	0
2010	Orangeville	22	9	16	25	40	2	12	5	9	14	20	4
2011	Orangeville	22	13	23	36	67	2	17	8	11	19	28	2
2012	Orangeville	16	38	24	62	2	0	11	16	9	25	4	0
2013	Buffalo	5	3	2	5	8	0	--	--	--	--	--	--
NLL Totals		5	3	2	5	8	0	--	--	--	--	--	--
Buffalo Totals		5	3	2	5	8	0	--	--	--	--	--	--
Junior Totals		81	68	78	146	148	6	54	30	37	67	68	6



19 CHAD CULP

FORWARD

BORN: February 5, 1982, Arthur, ON
HEIGHT: 5 ft 9 inches **WEIGHT:** 179 lbs. **SHOOTS:** Left

ACQUIRED: Signed as a free agent November 22, 2010.



2013: Registered 21 points in 11 games with Buffalo... Contributed five points vs. Minnesota (1/12) and vs. Philadelphia (1/26)... Recovered a season-high eight loose balls at Rochester (1/19) and vs. Philadelphia (1/26)... Registered seven PIM vs. Colorado (3/16).

CAREER HIGHLIGHTS: **2012:** Assessed a career-high 24 PIM in 2012... Tallied four points (1+3) and collected five loose balls vs. Rochester (4/21)... Recorded a team-high eight points (2+6) at Toronto (3/16)... Registered six points (3+3), added three loose balls and four PIM at Minnesota (1/28)... Recorded four points (2+2), including his 200th career assist vs. Philadelphia (1/27)... Playoffs: Recorded two assists and recovered a playoff career-high 10 loose balls at Toronto (5/5)... **2011:** Notched two points (1+1) and four loose balls vs. Rochester (4/23)... Picked up five points (2+3) and six loose balls at Toronto (4/8)... Recorded four points (1+3) vs. Rochester (3/5)... Tied career high with four goals and added three assists at Philadelphia (2/12); also scored 300th career point and recovered 500th career loose ball... Scored five points (3+2) and led both teams with two forced turnovers vs. Minnesota (2/4)... Scored a goal and recovered a team-high 11 loose balls at Toronto, tying career high (1/29)... Scored two goals in Bandit debut at Philadelphia (1/15)... Did not dress at Calgary (1/8)... Playoffs: Recorded four points (1+3) vs. Boston (4/30)... Scored two goals vs. Toronto (5/7)... **2010:** Appeared in 13 games... Led all Mammoth runners with seven points (1+6) at Minnesota (1/22)... Recorded five consecutive multiple-point games 3/26 to 4/10... Played in 100th career game at Washington (3/27), picking up three points (1+2)... **2009:** Recorded points in 13 of 15 games... Matched career high with eight points (2+6) at Buffalo (2/28)... Scored 100th career goal vs. Edmonton (4/4)... **2008:** Appeared in all 16 games for the first time in his career... Recorded 100th career assist in season opener at Toronto (1/1)... Tied career best with 55 points (23+32), setting a career high in goals... Topped personal best, grabbing 89 loose balls... Recorded a point in all 16 games... Playoffs: Recorded five assists in one game... **2007:** Recorded points in 11 of 11 games... 10 multi-point games... Playoffs: Picked up three points (1+2) and two loose balls in one game... **2006:** Tallied career-high 35 assists and 55 points in 15 games... Recorded most penalty minutes of his career (22)... Notched a point in each of 15 games... Set career high with eight points (4+4) vs. Philadelphia (2/10)... Playoffs: Scored four points (1+3) and grabbed six loose balls in one game... **2005:** Scored 41 points in 14 games (18+23)... Improved career best with 87 loose balls... Recorded six points (4+2) at Buffalo (3/18)... **2004:** Appeared in seven games... Picked up six points (3+3)... **2003:** Scored 26 points (12+14) in 13 games as a rookie with New York... Picked up 60 loose balls and racked up 21 penalty minutes.

CAREER STATS

YEAR	TEAM	REGULAR SEASON						PLAYOFFS					
		GP	G	A	P	LB	PIM	GP	G	A	P	LB	PIM
2003	New York	13	12	14	26	60	21	--	--	--	--	--	--
2004	Arizona	7	3	3	6	13	8	--	--	--	--	--	--
2005	Minnesota	14	18	23	41	87	19	--	--	--	--	--	--
2006	Minnesota	15	20	35	55	69	22	1	1	3	4	6	0
2007	Minnesota	11	13	24	37	29	18	1	1	2	2	2	2
2008	Minnesota	16	23	32	55	89	14	1	0	5	5	2	2
2009	Minnesota	15	12	23	35	87	7	--	--	--	--	--	--
2010	Colorado	13	7	23	30	42	6	--	--	--	--	--	--
2011	Buffalo	15	21	19	40	61	10	2	3	3	6	9	0
2012	Buffalo	16	16	30	46	59	24	1	0	2	2	10	0
2013	Buffalo	11	7	14	21	54	11	--	--	--	--	--	--
NLL Totals		146	152	240	392	563	160	6	5	14	19	29	4
Buffalo Totals		42	44	63	107	174	45	3	3	5	8	19	0



61 ERIC PENNEY

GOALTENDER

BORN: November 22, 1993, Rexdale, ON

HEIGHT: 6 ft 1 inches **WEIGHT:** 215 lbs. **SHOOTS:** Right

ACQUIRED: Buffalo's fifth-round selection (38th overall) in the 2013 NHL Entry Draft.



CAREER HIGHLIGHTS: **2012:** Co-recipient of Regular Season League MVP Award (OLA Junior A).

CAREER STATS

YEAR	TEAM	REGULAR SEASON					PLAYOFFS				
		GP	MIN	W-L	GA	GAA	GP	MIN	W-L	GA	GAA
2012	St. Catharines	14	635:00	4-6	129	12.19	--	--	--	--	--
Junior Totals		14	635:00	4-6	129	12.19	--	--	--	--	--




23 STEVE PRIOLO

DEFENSE

BORN: January 15, 1989, St. Catharines, ON
HEIGHT: 6 ft 5 inches **WEIGHT:** 234 lbs. **SHOOTS:** Right

ACQUIRED: Buffalo's second-round selection (21st overall) in the 2009 NLL Entry Draft.



2013: Appeared in all 16 games for Buffalo, tallying seven points (2+5) and tying for first among Bandits players as well as fifth in the NLL with David Brock in PIM (46)... Finished second on the team with 76 loose ball recoveries... Tallied two points vs. Rochester (4/20) and vs. Philadelphia (1/26)... Recorded a season-high 15 PIM at Minnesota (4/6).

CAREER HIGHLIGHTS: **2012:** Games missed due to injury: four – mononucleosis (4/7-4/28)... Scored Bandits' first goal of the season and first career goal in two-point performance (1+1) vs. Toronto (1/14), adding four loose balls... Assessed a season-high 19 PIM and recovered three loose balls at Calgary (3/24)... Scored second career goal at Toronto (3/16)... **Playoffs:** Games missed due to injury: one – mononucleosis (5/5). **2011:** Set career highs in games played (14), loose balls (38) and penalty minutes (48)... Picked up an assist and six loose balls at Philadelphia (2/12)... Notched an assist and five loose balls vs. Toronto (1/22)... Recorded an assist and five loose balls at Philadelphia (1/15)... Did not dress at Toronto (4/8) or at Rochester (4/9)... **Playoffs:** Appeared in first career playoff game vs. BOS (4/30); picked up two loose balls and two penalty minutes... **2010:** Appeared in nine games... Missed seven games as a healthy scratch... Scored first professional point (assist) in NLL debut at Rochester (1/9)... Recorded 22 penalty minutes ... Finished the season with seven points (0+7)... **2009:** Appeared in 21 games for the St. Catharines Athletics (OLA)... Scored 13 points (3+10)... Recorded 48 penalty minutes... **Playoffs:** Scored two points (1+1) in seven post-season games.

CAREER STATS


YEAR	TEAM	REGULAR SEASON						PLAYOFFS					
		GP	G	A	P	LB	PIM	GP	G	A	P	LB	PIM
2010	Buffalo	9	0	7	7	22	22	–	–	–	–	–	–
2011	Buffalo	14	0	6	6	44	38	2	0	0	0	6	4
2012	Buffalo	12	2	3	5	31	25	–	–	–	–	–	–
2013	Buffalo	16	2	5	7	76	46	–	–	–	–	–	–
NLL Totals		51	4	21	25	176	141	2	0	0	0	6	4
Buffalo Totals		51	4	21	25	176	141	2	0	0	0	6	4



5 JOE RESETARITS

FORWARD

BORN: August 22, 1989, Hamburg, NY
HEIGHT: 6 ft 0 inches **WEIGHT:** 190 lbs. **SHOOTS:** Right



ACQUIRED: From Calgary along with the 15th overall pick in the 2013 NLL Draft in exchange for the 10th overall selection in the 2013 Draft and a second-round selection in 2015 on September 16, 2013.

2013: Appeared in 14 games for Calgary during his rookie NLL campaign... Tallied 24 points (8+16) and recovered 24 loose balls... Scored his first career NLL goal in his first game vs. Toronto (1/12) and also notched an assist in the contest... Contributed four points in consecutive outings vs. Edmonton (3/2) and vs. Minnesota (3/8)... Playoffs: Recorded three points (2+1) in two games.

CAREER STATS

YEAR	TEAM	REGULAR SEASON						PLAYOFFS					
		GP	G	A	P	LB	PIM	GP	G	A	P	LB	PIM
2013	Calgary	14	8	16	24	24	2	2	2	1	3	0	0
NLL Totals		14	8	16	24	24	2	2	2	1	3	0	0



90 JAMIE ROONEY

FORWARD



BORN: July 31, 1984, Arthur, ON

HEIGHT: 5 ft 10 inches **WEIGHT:** 190 lbs. **SHOOTS:** Right

ACQUIRED: From Toronto with Glen Bryan in exchange for a second-round pick in the 2012 NHL Entry Draft and a fourth-round pick in the 2013 NHL Entry Draft on August 3, 2012.

2013: Appeared in three games for Buffalo, notching seven points (3+4)... Tallied five points (2+3) at Colorado (3/16).

CAREER HIGHLIGHTS: **2012:** Played in 10 games with Toronto, recording 14 points (8+6)... Had consecutive three point outings (2+1) at Philadelphia (2/4) and vs. Philadelphia (2/18)... **2011:** Appeared in all 16 games for Boston, registering 24 points (15+9)... Scored three goals at Buffalo (3/12) and four goals at Washington (3/25)... Tallied five points at Buffalo (4/16)... **Playoffs:** Notched three points in one outing (2+1)... **2010:** Saw action in eight games between Boston and Rochester, contributing a total of 21 points (10+11)... Recorded at least a point in all eight games played... Registered six points (1+5) at Orlando (2/20)... **Playoffs:** Tallied three points in one game (2+1)... **2009:** Played in 17 games between New York and Rochester, finishing with 22 points (12+10)... Notched a season-high four points vs. San Jose (3/1)... **Playoffs:** Appeared in one game, recording a pair of points (1+1)... **2008:** Suited up in 15 games for Philadelphia, contributing 43 points (20+23)... Registered five points (2+3) in his NHL debut vs. Chicago (1/12)... Notched at least a point in all 15 outings... Tallied four points (2+2) in consecutive weeks at Colorado (2/15) and vs. Minnesota (2/22)... **Playoffs:** Appeared in one game, recording four points (3+1).

CAREER STATS

REGULAR SEASON


PLAYOFFS

YEAR	TEAM	GP	G	A	P	LB	PIM	GP	G	A	P	LB	PIM
2008	Philadelphia	15	20	23	43	59	12	1	3	1	4	4	0
2009	New York	10	7	7	14	30	4	--	--	--	--	--	--
	Rochester	7	5	3	8	16	6	1	1	1	2	0	0
2010	Rochester	1	0	0	0	2	0	--	--	--	--	--	--
	Boston	7	10	11	21	41	2	1	2	1	3	1	0
2011	Boston	16	15	9	24	37	6	1	2	1	3	1	0
2012	Toronto	10	8	6	14	34	2	--	--	--	--	--	--
2013	Buffalo	3	3	4	7	6	2	--	--	--	--	--	--
NLL Totals		66	65	59	124	219	32	4	8	4	12	6	0
Buffalo Totals		3	3	4	7	6	2	--	--	--	--	--	--



3 BILLY DEE SMITH

DEFENSE



BORN: June 30, 1982, St. Catharines, ON

HEIGHT: 6 ft 3 inches **WEIGHT:** 220 lbs. **SHOOTS:** Left

ACQUIRED: Buffalo's first-round selection (3rd overall) in the 2002 NLL Entry Draft.

2013: Registered 37 PIM, good for third among Bandits players, and three points (2+1) over 12 games... Tallied an assist and 15 PIM vs. Colorado (3/9)... Recorded a goal vs. Rochester (4/20) and at Toronto (2/28)... Credited with a season-high two shots on goal at Rochester (2/16).

CAREER HIGHLIGHTS: **2012:** Recorded four loose balls and served 400th career penalty minute (currently ranks 3rd in NLL history) with seven PIM at Calgary (3/24)... Notched his first assist of the season and collected five loose balls vs. Minnesota (3/17)... Recovered season-high six loose balls at Rochester (3/10)... Served one-game team suspension vs. Colorado (3/3)... First-time NLL All-Star; started for the East in the 2012 NLL All-Star Game... Scored his first goal of the season, added six loose balls and two PIM vs. Washington (2/4)... Served 20 PIM at Minnesota (1/28)... **Playoffs:** Recovered three loose balls and was assessed 10 PIM at Toronto (5/5). **2011:** Missed entire regular season and playoffs on injured reserve due to a knee injury suffered during the summer of 2010... **2010:** Appeared in all 16 regular season games (only 2nd time in career) and scored eight points (4+4), 67 loose balls and 48 penalty minutes... Scored a goal in three consecutive games (1/23-2/6)... **Playoffs:** Assist, six loose balls, two PIM's at Toronto (5/1)... **2009:** NLL Defensive Player of the Year... Missed three games- two (foot), one (rest)... 12 points (5+7) in 13 regular season games... 47 loose balls and totaled 23 penalty minutes. **Playoffs:** Appeared in two games and recorded one assist, eight loose balls and four penalty minutes... **2008:** Suspended two games... Set a new career high with seven goals and nine points... Career-high 57 loose balls... Third on the team in penalty minutes (58)... Career-high four goals with five points (4+1) against Philadelphia (3/1)... **Playoffs:** Set new career highs in playoff points, goals (4) and loose balls (16)... Two goals in Buffalo's Quarterfinal win over Philadelphia (5/2)... **2007:** Set a career high in points and assists (8)... Assist and three loose balls in season debut vs. New York (1/12)... Two assists vs. Minnesota (1/20)... Six loose balls vs. Toronto (2/02)... Assist and two loose balls at Philadelphia (2/17)... Assist and seven loose balls vs. Philadelphia (2/24)... Assist and five loose balls vs. Colorado (3/24)... Assist and three loose balls vs. Rochester (4/13)... Two loose balls and two PIM's at Rochester (4/14)... **Playoffs:** Recovered six loose balls in two games... **2006:** Appeared in 11 games... Scored a career high five goals and six points on the season... Third on the team in penalty minutes (45)... Two goals in win over Toronto (1/21)... Goal and an assist vs. Philadelphia (2/11)... **Playoffs:** Led the team with 25 penalty minutes in three games... **2005:** Goal, four penalty minutes vs. Toronto (1/7)... Goal at Philadelphia (1/28)... Short-handed goal vs. Anaheim (2/11)... One assist at Calgary (4/9)... **Playoffs:** Four penalty minutes against Rochester in Semifinals (4/23)... **2004:** 56 penalty minutes, fourth-most in Bandits' single-season history... First goal of season at Vancouver (1/16)... Assist at Toronto (2/13)... Assist vs. Arizona 3/13/04... Goal at Rochester (3/20). **Playoffs:** Assist at Rochester (4/17)... **2003:** Finished NLL rookie season with three points (2+1) and 46 penalty minutes... Tied for second on the team in penalty minutes... Penalty minutes total (46) ranked third all-time in Bandits' single-season rookie history... NLL debut vs. Albany (1/4), posting two penalty minutes... First career NLL goal, 14 PIM at New Jersey (1/19)... First NLL assist vs. Calgary (1/25).

CAREER STATS

REGULAR SEASON

PLAYOFFS

YEAR	TEAM	GP	G	A	P	LB	PIM	GP	G	A	P	LB	PIM
2003	Buffalo	7	2	1	3	24	46	--	--	--	--	--	--
2004	Buffalo	15	2	2	4	40	56	3	0	1	1	11	4
2005	Buffalo	16	3	1	4	37	60	1	0	0	0	1	4
2006	Buffalo	11	5	1	6	42	45	3	1	2	3	8	25
2007	Buffalo	14	0	8	8	40	29	2	0	0	0	6	2
2008	Buffalo	14	7	2	9	57	58	3	4	0	4	16	2
2009	Buffalo	13	5	7	12	47	23	2	0	1	1	8	4
2010	Buffalo	16	4	4	8	67	48	1	0	1	1	6	2
2011	Buffalo	--	--	--	--	--	--	--	--	--	--	--	--
2012	Buffalo	15	1	1	2	40	54	1	0	0	0	3	10
2013	Buffalo	12	2	1	3	22	37	--	--	--	--	--	--
NLL Totals		133	31	28	59	379	444	16	5	5	10	59	53
Buffalo Totals		133	31	28	59	379	444	16	5	5	10	59	53




92 DHANE SMITH

TRANSITION

BORN: September 21, 1992, Kitchener, ON
HEIGHT: 6 ft 2 inches **WEIGHT:** 195 lbs. **SHOOTS:** Right

ACQUIRED: Buffalo's first-round selection (fifth overall) in the 2012 NLL Entry Draft.



2013: Finished first among Bandits players with 24 goals and 113 shots on goal as well as third with 44 points (24+20)...His rookie season goal (24), assist (20) and point (44) totals place him second, fifth and tied for second (with Delby Powless) among all-time Bandits rookies in a single-season, respectively... Named to NLL All-Rookie Team... Named NLL Rookie of the Week for Week 16, in which he tallied three goals and four points (3+1) vs. Rochester (4/20).

CAREER HIGHLIGHTS: JUNIOR: Led all Ontario Junior "A" players with 107 points (38+69) in 19 games in 2012... Earned the 2012 Bobby Allan Award, given to the league's top scorer and the 2012 Dennis McIntosh Award, awarded annually to the league's most valuable player.

CAREER STATS

YEAR	TEAM	GP	REGULAR SEASON					PLAYOFFS					
			G	A	P	LB	PIM	GP	G	A	P	LB	PIM
2009	Kitchener-Waterloo	21	17	15	32	4	6	--	--	--	--	--	--
2010	Kitchener-Waterloo	20	34	45	79	7	14	--	--	--	--	--	--
2011	Kitchener-Waterloo	22	37	47	84	4	14	--	--	--	--	--	--
2012	Kitchener-Waterloo	19	38	69	107	4	14	3	7	7	14	5	2
2013	Buffalo	15	24	20	44	42	4	--	--	--	--	--	--
Junior Totals		82	126	176	302	19	48	3	7	7	14	5	2
NLL Totals		15	24	20	44	42	4	--	--	--	--	--	--
Buffalo Totals		15	24	20	44	42	4	--	--	--	--	--	--




97 HAYDEN SMITH

DEFENSE

BORN: January 18, 1991, Owen Sound, ON
HEIGHT: 6 ft 1 inches **WEIGHT:** 200 lbs. **SHOOTS:** Left

ACQUIRED: Buffalo's second-round selection (13th overall) in the 2012 NLL Entry Draft.



2013: Appeared in four games for Buffalo, tallying one assist... Notched his first career NLL point with an assist vs. Toronto (2/2)... Recovered a season-high four loose balls vs. Philadelphia (1/26).

CAREER HIGHLIGHTS: **JUNIOR:** Won 2012 Minto Cup as a member of the Orangeville Northmen... Led all Orangeville transition players in goals, assists and points, and tied for team lead with 15 power play points in 2011.

CAREER STATS

YEAR	TEAM	REGULAR SEASON						PLAYOFFS					
		GP	G	A	P	LB	PIM	GP	G	A	P	LB	PIM
2009	Owen Sound	18	0	4	4	1	67	9	4	1	5	0	23
2010	Owen Sound	18	15	27	42	0	81	5	4	5	9	0	14
2011	Orangeville	21	3	4	7	24	57	16	1	1	2	20	41
2012	Orangeville	10	0	3	3	3	31	13	2	5	7	4	46
2013	Buffalo	4	0	1	1	7	4	--	--	--	--	--	--
Junior Totals		67	18	38	56	28	236	43	11	12	23	24	124
NLL Totals		4	0	1	1	7	4	--	--	--	--	--	--
Buffalo Totals		4	0	1	1	7	4	--	--	--	--	--	--



42 RORY SMITH

DEFENSE

BORN: February 1, 1987, Mimico, ON
HEIGHT: 6 ft 0 inches **WEIGHT:** 200 lbs. **SHOOTS:** Right

ACQUIRED: From Colorado along with a fourth-round pick in the 2015 NLL Entry Draft in exchange for Carter Bender, the 18th overall pick in the 2013 draft and a second-round pick in the 2014 draft.



2013: Appeared in 15 games for Colorado and earned 51 PIM... Registered 19 PIM and 17 PIM at Minnesota (4/20) and vs. Buffalo (3/16), respectively...Playoffs: Held pointless in one outing.

CAREER HIGHLIGHTS: **2012:** Notched a pair of points and 35 PIM in 16 games played for Colorado... Credited with an assist at Minnesota (4/28) and at Calgary (1/21)... Recorded 12 PIM vs. Edmonton (4/20)... **Playoffs:** Appeared in one game...**2011:** Suited up for 15 games with Minnesota, amassing two points (0+2) and 47 PIM... Recovered 12 loose balls at Edmonton (3/25)... Registered 12 PIM at Colorado (2/20)... Credited with an assist at Calgary (4/2) and at Colorado (2/20)... **Playoffs:** Appeared in one game... **2010:** Recorded an assist and 104 PIM in 14 games with Orlando... Earned 17 PIM vs. Calgary (3/20)... Notched an assist vs. Philadelphia (3/12)... Amassed a career-high 49 PIM in his season debut vs. Philadelphia (1/8)... **Playoffs:** Appeared in two games... **2009:** Tallied one point and 54 PIM in 14 contests for New York... Registered 13 PIM at Rochester (2/21)... Contributed an assist at Philadelphia (4/5)... **Playoffs:** Saw action in three outings... **2008:** Appeared in 11 games as a rookie for New York... Notched a season-high nine PIM at Philadelphia (4/19)... **Playoffs:** Amassed 14 PIM in two games played.

CAREER STATS

YEAR	TEAM	REGULAR SEASON						PLAYOFFS					
		GP	G	A	P	LB	PIM	GP	G	A	P	LB	PIM
2008	New York	11	0	0	0	25	36	2	0	0	0	3	14
2009	New York	14	0	1	1	34	54	3	0	0	0	4	8
2010	Orlando	14	0	1	1	35	104	2	0	0	0	6	4
2011	Minnesota	15	0	2	2	60	47	1	0	0	0	0	2
2012	Colorado	16	0	2	2	46	35	1	0	0	0	5	0
2013	Colorado	15	0	0	0	37	51	1	0	0	0	2	2
NLL Totals		85	0	6	6	237	327	10	0	0	0	20	30

9 MARK STEENHUIS

FORWARD

BORN: December 3, 1980, St. Catharines, ON
HEIGHT: 5 ft 9 inches **WEIGHT:** 192 lbs. **SHOOTS:** Right
ACQUIRED: From Columbus in exchange for goaltender Ken Montour in 2002.

2013: Finished in a tie for fourth with John Tavares among Bandits team scoring with 39 points (36+26) and third with 71 loose ball recoveries... Recovered his 1,300th career loose ball vs. Rochester (4/20)... Registered a season-high seven points (2+5) and 8 shots at Washington (4/13)... Recorded 15 PIM at Philadelphia (1/11).

CAREER HIGHLIGHTS: **2012:** Finished third among Bandits team scoring with 62 points (27+35) and second with 75 loose balls... Registered a career-high 38 PIM... Named NLL Transition Player of the Week for Week 16 after recording a season-high and game-high eight points (4+4) vs. Rochester (4/21), including his 300th goal with the Bandits... Named NLL Transition Player of the Week for Week 11 after tying for team lead with four points (1+3) and four loose balls vs. Minnesota (3/17)... Registered seven points (4+3), including two shorthanded goals, and collected his 1,200th career loose ball with six loose balls at Toronto (3/16)... Scored his 300th career goal at Rochester (3/10)... Playoffs: Scored a goal and recovered 10 loose balls at Toronto (5/5)... **2011:** Recorded 300th career assist in five-point performance (2+3) at Minnesota (3/27)... Recorded seven points (2+5) vs. Boston (3/12)... Recorded eight points (2+6) at Philadelphia (2/12)... Scored a goal and two assists at Philadelphia (1/15); named NLL Transition Player of the Week... Playoffs: Scored four points (2+2) and recovered five loose balls vs. Boston (4/30)... Recorded three assists vs. Toronto (5/7)... **2010:** Led Bandits with career-high 54 assists... Also led Bandits in goals (36) and points (90)... Set franchise record for shots in a season (238)... Tied for fourth in NLL with team-leading 11 power play goals... Recorded season highs in goals (6), points (10), shots (24) and shots on goal (17) in win vs. Orlando (3/6)... Scored game-winning goal vs. Boston (4/24) in nine-point performance (1+8)... Ranked second in the league in both shots and shots on goal (175)... Playoffs: Scored six points (2+4) in one game... Tied for team lead in assists (4) and shots (13)... **2009:** Set career highs in goals (51 - tied franchise record), assists (50), points (101) and shots (186)... Posted team highs in assists (50), points (101) and shots (186)... Set NLL record for most assists (13) and points (17) in a game vs. Toronto (2/14)... Scored a team-record eight goals in a 17-16 win at Toronto (2/20)... Named MVP of All-Star game (second time in his career), scoring 13 points (7+6)... Picked up a season-high 16 loose balls vs. New York (3/28)... Playoffs: Scored six points (4+2) in two games... Registered all four goals vs. Boston (5/2)... **2008:** Missed one game due to injury (ankle)... Named NLL Edge Championship Game MVP after scoring five goals and adding one assist... NLL Transition Player of the Year after leading all transition players in goals (34) and overall points (75)... Named to NLL All-Pro team... Four-time NLL Transition Player of the Week... Tied a career high with 34 goals... Set a new career high with 41 assists and 75 points... Finished second on the Bandits in points and first in goal scoring... Tied for team lead with 121 loose balls... Had 11 games with five or more points... Had a season-high 10 points (4+6) vs. Philadelphia (3/1)... Scored four goals on three occasions; 1/26 at Philadelphia, 3/1 vs. Philadelphia and 4/19 vs. Chicago... Playoffs: Set franchise record with seven goals in East Division Championship game against New York... **2007:** Named MVP of All-Star game after scoring six goals and adding one assist... Four-time NLL Transition player of the Week... Recorded a hat trick or better five times... Scored a season-high five goals and added an assist in season debut vs. New York (1/12)... Picked up 10 loose balls in addition to recording seven points (4+3) vs. Minnesota (1/20)... Finished season third on team with 108 loose balls... Playoffs: Had an assist and six loose balls vs. Minnesota (4/22)... Finished with two goals and seven loose balls at Rochester (4/27)... **2006:** Appeared in 15 games and led the team with 34 goals... Ranked second on the team with 57 points... Picked up a career-high 144 loose balls... Led the team with three game-winning goals... Recorded nine points (5+4) in season opener at Toronto (1/13)... Recorded five points (1+4) vs. Rochester (1/28)... Notched a hat trick and added an assist vs. Philadelphia (2/11)... Tied a franchise single-game record by scoring seven goals in a win over Rochester (3/25)... Had three goals and an assist vs. San Jose (3/31)... Had four points (2+2) at Arizona (4/1)... Playoffs: Scored three goals and five assists in three playoff games... Had two goals, including the game-winner, in 11-10 first round win over Minnesota... Recorded two goals and two assists vs. Rochester in semi-finals... **2005:** Eastern Division All-Star alternate... Won Fastest Man Competition at All-Star game in Calgary... Named Player of the Week (week 10)... Recorded three goals





and an assist at Minnesota (1/21)... Scored four goals and two assists vs. Philadelphia (1/29)... Had seven points (4+3) vs. Anaheim (2/11)... Had eight four-point or better games on the season... Scored six points (3+3) at Toronto (3/4)... Recorded five points (3+2) at Minnesota (3/11)... Scored five points (3+2) vs. San Jose (4/16)... Playoffs: Led the Bandits with five goals vs. Rochester (4/23)... **2004:** Eastern Division All-Star alternate... Named Game MVP of the 2004 All-Star Game (2/22) after totaling seven points (6-1)... Scored team-best three game-winning goals to tie single-season franchise record... Scored five points (2+3), including the game-winning goal at Anaheim (1/18)... Had five points (3+2) at Rochester (2/28)... Recorded seven points (3+4) against Philadelphia (4/4)... Playoffs: Tied John Tavares and Ted Dowling for second in Champion's Cup playoff goals (7), trailing only Jonas Derks (9)... Tied for seventh in playoff points (11)... Totaled five goals against Rochester in the first round (4/17)... Added a goal and two assists in semi-finals at Toronto (4/25)... Scored a goal and recorded two assists in Champion's Cup at Calgary (5/7)... **2003:** Scored twice in Bandits debut vs. Colorado (1/11)... Finished season with 16 goals and 17 assists... Scored a season-high four goals and added two assists vs. Calgary (1/25)... Picked up five points (2+3) vs. New York (2/16)... Had a pair of goals and assists vs. Rochester (3/7)... Playoffs: Had a goal and an assist vs. Calgary (4/19)... **2002:** Scored 11 goals and 19 assists and picked up 85 loose balls in 12 games as a rookie with Columbus... Ranked third on team with six power play goals.

CAREER STATS

REGULAR SEASON

PLAYOFFS

YEAR	TEAM	GP	G	A	P	LB	PIM	GP	G	A	P	LB	PIM
2002	Columbus	12	11	19	30	85	11	—	—	—	—	—	—
2003	Buffalo	15	16	17	33	128	35	2	1	1	2	24	2
2004	Buffalo	16	27	17	44	129	20	3	7	4	11	36	2
2005	Buffalo	16	34	28	62	141	23	1	5	1	6	0	0
2006	Buffalo	15	34	23	57	144	19	3	5	3	8	17	0
2007	Buffalo	15	25	24	49	108	4	2	2	1	3	13	2
2008	Buffalo	15	34	41	75	121	35	3	12	5	17	23	6
2009	Buffalo	16	51	50	101	117	24	2	4	2	6	6	2
2010	Buffalo	16	36	54	90	99	27	1	2	4	6	4	0
2011	Buffalo	16	22	39	61	82	18	2	2	5	7	7	2
2012	Buffalo	16	27	35	62	75	38	1	1	0	1	10	0
2013	Buffalo	16	13	26	39	71	29	—	—	—	—	—	—
NLL Totals		184	330	373	703	1159	283	20	41	26	67	140	16
Buffalo Totals		172	319	354	673	1215	272	20	41	26	67	140	16



DEREK SUDDONS

DEFENSE


BORN: October 6, 1978, Whitby, ON

HEIGHT: 6 ft 2 inches

WEIGHT: 210 lbs.

SHOOTS: Left

ACQUIRED: Signed as a free agent on November 1, 2012



2013: Appeared in 15 games for Buffalo, registering two points (1+1)... Scored his only goal and was credited with a season-high two shots on goal vs. Rochester (2/9)... Recovered a season-high four loose balls vs. Rochester (2/9) and at Toronto (2/28).

CAREER HIGHLIGHTS: 2012: Played in 16 regular season games with Edmonton...Led Edmonton defensemen in points...Scored 12 points (6+6)...Collected 50 loose balls... Scored 3 points on 2/24 against Philadelphia... Set career high in shots on goal with 8... Was selected to play in the NLL All-Star Game PLAYOFFS: Scored 3 points (1+2) in 3 games in 2012 playoffs...Had a 2 point game (1+1) against Minnesota on 5/12. 2011: Played in all 16 games for Edmonton ...Scored 7 points (1+6)...Collected 38 loose balls...2010: Played in 16 games with Edmonton... Scored 5 points (1+4) PLAYOFFS: Whistled for 4 penalty minutes in 2 games. 2009: Played in 14 games for Edmonton...Acquired 11 penalty minutes...Collected 36 loose balls. 2008: Played in 14 games with Toronto... Scored 5 points (2+3)...Collected 5 shots on goal. 2007:Played in all 16 games for Toronto...Scored 9 points (2+7) PLAYOFFS: Collected 3 loose balls in 1 game. 2006: Played in 16 games with Toronto scoring 10 points (0+10)...Collected 84 loose balls. PLAYOFFS: Whistled for 4 penalty minutes in 1 playoff game. 2005: Played in 15 regular season games with Toronto recording 7 assists. PLAYOFFS... Won the NLL's Champions Cup with Toronto...Recorded 2 assists in 2 games. 2004: Played 16 games in his first season for Toronto... Scored 4 points (0+4) PLAYOFFS: Collected 3 loose balls in 1 game. 2003: Played 16 games for Columbus...Scored 5 points (2+3)... Collected 87 loose balls. 2002: Set career high in assists (11), points (13), and loose balls collected (138) in 16 games with Columbus.

CAREER STATS

REGULAR SEASON

PLAYOFFS

YEAR	TEAM	GP	G	A	P	LB	PIM	GP	G	A	P	LB	PIM
2002	Columbus	16	2	11	13	138	7	--	--	--	--	--	--
2003	Columbus	16	2	3	5	87	11	--	--	--	--	--	--
2004	Toronto	16	0	4	4	31	4	1	0	0	0	3	0
2005	Toronto	15	0	7	7	0	8	2	0	2	2	0	0
2006	Toronto	16	0	10	10	84	10	1	0	0	0	3	4
2007	Toronto	16	2	7	9	55	6	1	0	0	0	3	0
2008	Toronto	14	2	3	5	35	2	--	--	--	--	--	--
2009	Edmonton	14	0	0	0	36	11	--	--	--	--	--	--
2010	Edmonton	16	1	4	5	47	16	2	0	0	0	6	4
2011	Edmonton	16	1	6	7	38	4	--	--	--	--	--	--
2012	Edmonton	16	6	6	1	50	14	3	1	2	3	10	4
2013	Buffalo	15	1	1	2	33	4	--	--	--	--	--	--
NLL Totals		186	17	62	79	634	97	10	1	4	5	25	12
Buffalo Totals		15	1	1	2	33	4	--	--	--	--	--	--



11

JOHN TAVARES

FORWARD

BORN: September 4, 1968, Mississauga, ON

HEIGHT: 5 ft 11 inches **WEIGHT:** 185 lbs. **SHOOTS:** Left

ACQUIRED: From the Detroit Turbos in exchange for Brian Nikula, October 1991.



2013: Finished the regular season with a team-best seven power play goals despite missing four games... Also finished tied for fourth, along with Mark Steenhuis, among Bandits players in scoring with 39 points (14+25) as well as second with 25 assists... Registered a season-high six points vs. Minnesota (1/12), at Toronto (3/29) and at Colorado (3/16)... Tallied his 1,600th career point vs. Philadelphia (1/26).

CAREER HIGHLIGHTS: **2012:** Finished the regular season ranked seventh in the league in points (80), second in goals (41) and first in power play goals (21)... His 21 power play goals were the second-most in a season since the NLL began tracking special teams goals in 1998 (22- Tavares and Shawn Williams in 2001)... Extended his regular season point streak (ongoing) to 163 games, dating back to January 26, 2002... Tallied five points (3+2) at Washington (4/28), including the GWG in OT to end the longest game in Bandits history (69:55) (5th-longest game in NLL history)... Named NLL Offensive Player of the Week for Week 11 after registering his 1,600th career point in a four-point (3+1) outing, including GWG, vs. Minnesota (3/17)... Named captain and starter for the East in his league-record 10th NLL All-Star Game, where he scored four points (2+2)... Named Second-Team All-Pro; 19th career All-Pro selection... **Playoffs:** Tallied a team-high three points (2+1), including a team-high two goals, and collected three loose balls at Toronto (5/5)... **2011:** Named NLL Second-Team All-Pro; 18th career All-Pro selection... Recorded 2,000th career loose ball in six-point performance (2+4) vs. Rochester (4/23)... Led team with six points (2+4) at Toronto (4/8)... Led Bandits with six points (1+5) vs. Washington (4/2)... Named NLL Offensive Player of the Week after a six point (4+2), six loose ball performance vs. Boston (3/12)... Recorded 800th career assist vs. Rochester (3/6)... Scored 1,500th career point vs. Philadelphia (2/19)... Earned NLL Overall and Offensive Player of the Week honors with a season-high nine points (5+4) at Philadelphia (2/12), including 700th career goal; most goals/points since Apr. 4, 2009... Scored a team-high eight points (2+6) vs. Minnesota (2/4)... **Playoffs:** Led all Bandits with seven points (3+4), including game-winning goal vs. BOS (4/30)... Missed East Division Final with a calf injury... **2010:** Missed six games with a leg injury... Recorded 10 multi-point games... Recorded at least one assist in each of 10 games played... Scored game-winning goal in consecutive contests (at Toronto 3/12 and at Boston 3/13)... Scored season-high seven points twice: 4/10 vs. Toronto (2+5) and 4/24 vs. Boston (3+4)... **Playoffs:** Scored two points (0+2) in one game... Registered 100th career playoff assist at Toronto (5/1)... **2009:** Tied career high and franchise record in goals (51); Tied for first in NLL in goals... Recorded 16 multi-point games... Scored season-high nine-points (6+3) night at Boston (4/4)... Had identical seven-point nights (4+3) in three consecutive games (2/28/-3/21)... 10th straight season with at least 80 points (94)... Appeared in sixth straight All-Star game... Scored at least five points in 13 of 16 regular season games... **Playoffs:** Scored eight points (2+6) in Buffalo's two playoff games; also picked up 10 loose balls... **2008:** Became NLL all-time leading goal scorer with 597 goals vs. New York (1/19)... Scored 600th career goal vs. Minnesota (3/8)... Recorded 700th career assist at Chicago (4/19)... First-Team NLL All-Pro... Led Bandits in scoring with 87 points (29+58)... First season with fewer than 30 goals since 1995... Ninth straight season with at least 80 points... Recorded 16 multi-point games... Appeared in fifth straight NLL All-Star Game and recorded three points (1+2)... Recorded a season-high nine points (2+7) at Calgary (2/8)... Had five games with seven points or more: (2+5) vs. Rochester (1/11), (2+5) at Philadelphia (1/26), (2+7) at Calgary (2/8), (2+6) vs. Philadelphia (3/1), (4+4) vs. Portland (4/26)... **Playoffs:** Led Bandits in playoff scoring with 19 points (5+14)... Led Bandits with 14 playoff assists... Scored 12 points (2+10) in second-round victory over New York (5/10)... Recorded four points (2+2) in NLL Championship game against Portland (5/17)... **2007:** Became first player in NLL history to reach 600 assists in 13-point performance (3+10) vs. Minnesota (1/20)... Named NLL Offensive Player of the Week four times (weeks 4, 7, 10 and 13)... Named NLL Overall player of the week three times (weeks 7, 10 and 13)... Became all-time leading scorer in NLL All-Star Game history after picking up four goals... Scored 12 points or more four times: (3+10) vs. Minnesota (1/20), (7+6) vs. Colorado (3/24), (2+10) at Arizona (4/7) and (2+10) vs. Rochester (4/13)... Scored a team-high seven points (2+5) at Portland (12/30)... Led team with eight points (4+4), including game winner at Chicago (2/11)... Picked up eight points (3+5) at Philadelphia (2/17)... Finished with seven points (4+3) vs. Philadelphia (2/24)... Had team-



JOHN TAVARES

high nine points (5+4) at Minnesota (3/4)... **Playoffs:** Finished with 10 points (5+5) in two games... **2006:** Played in all 16 games while leading Buffalo with 85 points (32+53), his lowest scoring season since 2000... Became the NLL all-time leading scorer on March 4, 2006 with an assist on a Mark Steenhuis goal... Held without a goal once during the season (vs. Minnesota 3/4)... Scored a season-high nine points (2+7) vs. Portland... Scored eight points (4+4) at Philadelphia (4/14)... Scored three goals or better twice on the season: at Toronto (1/13) and at Rochester (1/28)... Had two goals and three assists at Philadelphia (2/11)... Scored a goal and five assists vs. Minnesota (2/18)... Tallied six points or better in three-straight weeks: at Rochester (3/18), at Minnesota (3/24) and at Arizona (3/24)... **Playoffs:** Finished with 11 points (7+4) in three games... Had three goals and three assists in opening round win over Minnesota (4/23)... Scored three goals and an assist in semi-finals vs. Rochester (4/29)... Scored a goal in Champion's Cup game loss (5/13)...

2005: Named Player of the Month for January and March... Selected as Player of the Week three times: 2/2, 2/19 and 3/18... Named Offensive Player of the Week two times: 2/2 and 3/18... Named an Eastern Division All-Star starter and alternate captain (2/10)... Led all players with four points (3+1), including the overtime game-winning goal at the 2005 NLL All-Star Game... Recorded his 1,000th career point (assist) at Rochester (2/19)... Scored 500th goal of his career on Minnesota goaltender Matt Disher; goal was part of a 10-point (5+5) game... Broke 100 points for the third time in his career while picking up his 100th career hat trick as part of a five-point (3+2) game vs. San Jose (4/16)... Scored a season-high 11 points (2+9) vs. Anaheim (2/11)... Had hat tricks in three consecutive games: at Colorado (1/22), at Philadelphia (1/28) and vs. Philadelphia (1/29)... Scored 12 points over the course of two games: four (3+1) vs. Minnesota (3/18) and eight (3+5) at Rochester (3/19)... **Playoffs:** Scored two goals and three assists against Rochester (4/23)...

2004: Named NLL Player of the Month for February... Week Six NLL Player of the Week... Named a starter and captain for Eastern Division All-Star team... Scored four points (3+1) in NLL All-Star game... Won Rapid Fire Contest in NLL All-Star Skills Competition... Recorded 900th point of his career with a goal in a six point (3+3) game vs. Anaheim (2/14)... Scored eight points on two occasions: 1/31 at Philadelphia (4+4) and 4/4 vs. Philadelphia (3+5)... Scored six points (3+3) vs. Philadelphia (1/10)... Led Bandits with seven points (3+4) at Vancouver (1/16)... Scored five goals for the second time and added an assist at Anaheim (1/18)... Scored six points (2+4) at Toronto (2/13)... Recorded three goals and three assists vs. Philadelphia (2/21)... Scored five goals and added one assist at Rochester (2/28)... Scored five points or better in four straight games: 3/5 vs. Toronto (3+3), 3/31 vs. Arizona (3+3), 3/20 at Rochester (3+2) and 3/26 at Toronto (2+3)... **Playoffs:** Led league in assists (13) and points (20), tied for second in goals (7) and was tied for third in shots (33)... Netted two goals and added three assists in first round against Rochester (4/17)... Had a total of nine points (2+7) against Toronto (4/25)... Scored three goals and had three assists against Calgary in Champion's Cup (5/7)... **2003:** Scored more than 100 points for second time in his career with 107 (49+58)... Recorded five goals in a game four times... Scored 10 points in back-to-back games vs. Calgary (1/25) and Columbus (2/1)... Scored nine points (5+4) vs. Colorado (1/11)... Registered eight points (4-4) at New Jersey (1/19)... Logged eight points (5+3) against Toronto (1/24)... Set a season high with seven assists in a nine point (2+7) game at Albany (2/15)... Failed to score a goal for the first time in 20 consecutive games against Rochester (3/7)... Scored seven points (2+5) at Philadelphia (3/15)... Registered six points (3+3) vs. Ottawa (3/21)... Scored seven points (5+2) at New Jersey (4/5)... Registered six points (4+2) at Calgary (4/11)... **Playoffs:** Led Bandits and tied for second among all playoff scorers with 13 points (5+8) in two playoff games... Finished with nine points (4+5) after first-round victory over Calgary (4/19)... Scored four points (1+3) at Rochester (4/26)...

2002: Named NLL Player of the Week twice... Recorded 700th career point with an assist at Montreal (2/1), finishing game with four points (2+2)... Eclipsed 10 points in a game twice: 13 points (3+10) at Washington (3/23) and 10 points (5+5) vs. Philadelphia (2/22)... Scored twice on the power play and added four assists vs. Vancouver (1/26)... Had five goals, including the game-winner, and two assists at Calgary (1/18)... Had eight points (4+4) at New York (12/16)... Scored three goals and three assists vs. Montreal (12/1)... Netted six points (3+3) vs. Washington (11/24)... Played for Team Canada in the World Championships, notching 10 goals and two assists in six games... **2001:** Received second-straight and third-career NLL MVP award... Selected NLL Player of the Month for February... Selected NLL Player of the Week ending 1/7... Set all-time Bandits single-season record in goals (51), assists (64) and points (115)... Became first player in NLL history to score over 100 points in a season... Recorded 100th point of season in his fourth 10-point game of the season at Albany (3/30)... Broke Bandits' single-season points and assists records with a two-goal, five-assist game vs. Albany (3/17)... Scored 10 points or better on four occasions: 1/20 vs. Philadelphia (1+9); 2/3 vs. Ottawa (4+8); 2/10 vs. Washington (4+8); 2/16 vs. Ottawa (4+6)... Broke 300-career-goal mark with a four-goal, five-assist night vs. Toronto (1/27)... Tied Bandits' single-game record with seven goals vs. Columbus (1/6)...

2000: Named NLL MVP... Named NLL All-Pro... Selected as NLL Player of the Month for February... Scored 250th goal vs. Toronto (1/8)... Led team with 83 points (34+49), 12 power play goals and three game-winning goals... Led league in assists, game-winning goals and power-play points (35) ... Netted 10 points (4+6) vs. Syracuse (1/29)... Tallied three or more points in all 12 games... **1999:** Scored 33 goals to extend streak of four straight seasons with over 30 goals... 67 points marked fourth straight season with over 50 points... **1998:** Finished season with 31 goals and 25 assists... Third straight season with over 50 points... Did not lead the Bandits in scoring for the first time since 1992... **1997:** Had three or more goals in seven of 10 regular-season games... Finished second in league scoring with 37 goals and 29 assists... Selected as MILL First Team All-Pro and MILL Player of the Week for 2/14... **1996:** Eclipsed the 40-goal mark for the first time in his career... Set a career high with 81 points, 40 assists and 41 goals... Collected 100 loose balls for the first time in his career... Recorded 11 playoff points as the Bandits won their third NLL Championship... **1995:** Scored 100th career goal vs. Rochester (2/25)...

1994: Named MILL MVP and MILL First Team All Pro... Played for Canada on the 1994 Men's National Team... Scored 14 playoff points (6+8) in helping the Bandits win their second championship... **1993:** First Bandit to record 100 career points (3/20)... Set career highs in goals (35), assists (23), points (58) and loose balls (93)...

1992: Scored the game-winning overtime goal to secure Buffalo's first franchise championship.



TALE OF THE TAPE:

- All-time NLL leader in points (1,666)
- All-time NLL leader in goals (779)
- All-time NLL leader in assists (887)
- Has led the Bandits in scoring every season in franchise history except the 1992, 1998, 2009, 2010 and 2013 seasons
- Franchise leader in every major offensive category: games played (280), goals (779), assists (887), points (1,666), and loose balls (2,129)
- Bandits' single-season record holder in points (115; 2001), goals (51; 2001, 2009) and assists (64; 2001)
- 10-time NLL All-Star (NLL record)
- 9-time NLL All-Pro selection
- Has appeared in 95.2% of the Bandits' 284 regular season games, scoring 19.3% of their 4,032 goals and recording a point on 41.3% of them.

CAREER STATS

REGULAR SEASON

PLAYOFFS

YEAR	TEAM	GP	G	A	P	LB	PIM	GP	G	A	P	LB	PIM
1992	Buffalo	8	21	22	43	66	26	3	12	12	24	29	8
1993	Buffalo	8	35	23	58	93	28	2	4	3	7	6	2
1994	Buffalo	8	27	20	47	74	14	2	6	8	14	19	9
1995	Buffalo	8	24	21	45	66	21	1	2	1	3	6	0
1996	Buffalo	10	41	40	81	102	4	2	4	7	11	20	2
1997	Buffalo	10	37	29	66	104	18	2	7	9	16	30	0
1998	Buffalo	9	31	25	56	80	8	1	2	5	7	9	0
1999	Buffalo	12	33	34	67	112	35	—	—	—	—	—	—
2000	Buffalo	12	34	49	83	123	10	1	2	1	3	18	0
2001	Buffalo	14	51	64	115	159	14	—	—	—	—	—	—
2002	Buffalo	16	42	46	88	145	12	—	—	—	—	—	—
2003	Buffalo	16	49	58	107	155	25	2	5	8	13	16	0
2004	Buffalo	16	49	44	93	118	25	3	7	13	20	21	4
2005	Buffalo	16	43	59	102	123	9	1	2	3	5	0	0
2006	Buffalo	16	32	53	85	95	12	3	3	7	10	13	0
2007	Buffalo	15	42	61	103	77	6	2	5	5	10	12	2
2008	Buffalo	16	29	58	87	91	18	3	5	14	19	22	0
2009	Buffalo	16	51	43	94	98	6	2	2	6	8	10	0
2010	Buffalo	10	21	28	49	57	22	1	0	2	2	5	0
2011	Buffalo	16	32	46	78	59	10	1	3	4	7	3	0
2012	Buffalo	16	41	39	80	53	8	1	2	1	3	3	0
2013	Buffalo	12	14	25	39	38	6	—	—	—	—	—	—
NLL Totals		280	779	887	1666	2129	337	33	77	106	183	242	27
Buffalo Totals		280	779	887	1666	2129	337	33	77	106	183	242	27



JOHN TAVARES

CAREER MILESTONES: GOALS

NUMBER	DATE	GOAL
No. 1	Jan. 4, 1992	Against New York's Sal LoCascio in 1st career game.
No. 100	Feb. 25, 1995	Against Rochester's Steve Dietrich in 30th career game.
No. 200	March 7, 1998	Against Baltimore's Derek Collins in 58th career game.
No. 250	Jan. 8, 2000	Against Toronto's Bob Watson in 74th career game.
No. 300	Jan. 27, 2001	Against Toronto's Bob Watson in 89th career game.
No. 400	Feb. 1, 2003	Against Columbus' Mike Miron in 121st career game.
No. 500	March 11, 2005	Against Minnesota's Matt Disher in 157th career game.
No. 600	March 8, 2008	Against Minnesota's Nick Patterson in 205th career game.
No. 700	February 12, 2011	Against Philadelphia's Brandon Miller in 242nd career game.

CAREER MILESTONES: ASSISTS

NUMBER	DATE	ASSIST
No. 1	Jan. 4, 1992	On goal by Darris Kilgour against New York in 1st career game.
No. 100	Feb. 10, 1996	On goal by Robert Henry against Rochester in 36th career game.
No. 200	Feb. 27, 1999	On goal by Chris Panos against Baltimore in 68th career game.
No. 250	March 18, 2000	On goal by Chris Prat against Rochester in 81st career game.
No. 300	Feb. 10, 2001	On goal by Derek Malawsky against Washington in 91st career game.
No. 400	Feb. 15, 2003	On goal by Mike Accursi against Albany in 123rd career game.
No. 500	Feb. 11, 2005	On goal by Daniel Teat against Anaheim in 153rd career game.
No. 600	Jan. 20, 2007	On goal by Delby Powless against Minnesota in 183rd career game.
No. 700	April 19, 2008	On goal by Cory Bomberry against Chicago in 209th career game.
No. 800	March 5, 2011	On goal by Brett Bucktooth against Chicago in 244th career game.

CAREER MILESTONES: POINTS

NUMBER	DATE	POINT
No. 1	Jan. 4, 1992	On assist to Darris Kilgour against New York in 1st career game.
No. 100	March 20, 1993	On goal against Detroit's Paul Mootz in 16th career game.
No. 200	Jan. 20, 1996	On goal against Baltimore's J.J. Pearl in 34th career game.
No. 300	Feb. 7, 1997	On assist to Darris Kilgour against Baltimore in 46th career game.
No. 400	Jan. 8, 1999	On goal against Philadelphia's Dallas Eliuk in 62nd career game.
No. 500	Feb. 18, 2000	On goal against Rochester's Pat O'Toole in 78th career game.
No. 600	Feb. 10, 2001	On goal against Washington's Devin Dalep in 91st career game.
No. 700	Feb. 1, 2002	On assist to Chris Driscoll against Montreal in 107th career game.
No. 800	Feb. 8, 2003	On assist to Mike Accursi against Toronto in 122nd career game.
No. 900	Feb. 14, 2004	On goal against Anaheim's Matt Disher in 139th career game.
No. 1,000	Feb. 19, 2005	On assist to Delby Powless against Rochester in 154th career game.
No. 1,091	Feb. 18, 2006	On assist to Cory Bomberry against Minnesota in 169th career game (tied record).
No. 1,092	March 4, 2006	On assist to Mark Steenhuis against Minnesota in 170th career game (broke record).
No. 1,100	March 18, 2006	On goal against Rochester's Pat O'Toole in 172nd career game.
No. 1,200	March 4, 2007	On goal against Minnesota's Matt Disher in 189th career game.
No. 1,300	March 8, 2008	On goal against Minnesota's Nick Patterson in 204th career game.
No. 1,400	April 4, 2009	goal against Boston's Anthony Cosmo in 223rd career game.
No. 1,500	February 19, 2011	assist against Philadelphia's Brandon Miller in 243rd career game.
No. 1,600	March 17, 2012	goal against Minnesota's Evan Kirk in 260th career game.



CAREER BREAKDOWN: REGULAR SEASON

TEAM	GP	G	A	P	PTS/GP	HT
Philadelphia	47	120	156	276	5.87	22
Rochester	43	97	118	215	5.00	14
Toronto (Ontario)	37	95	91	186	5.03	15
Colorado (PIT/WSH/BAL)	25	86	101	187	7.48	19
New York Saints*	16	48	43	91	5.69	8
Minnesota	18	40	65	105	5.83	6
Boston (New England)*	11	38	32	70	6.36	9
Vancouver (WSH/SJ/ALB)	14	33	43	76	5.43	5
Ottawa (Syracuse)*	9	34	48	82	9.11	8
Arizona (Columbus)*	9	33	36	69	7.67	6
Orlando (New York)*	8	16	17	33	4.13	3
Boston Blazers*	7	26	16	42	6.00	6
Detroit*	6	28	19	47	7.83	5
Calgary	7	22	19	41	5.86	4
Anaheim (New Jersey)*	5	19	18	37	7.40	4
Portland*	4	12	19	31	7.75	2
Chicago*	4	9	16	25	6.25	1
Vancouver Ravens*	2	5	8	13	6.50	1
Montreal*	2	5	6	11	5.50	1
Pittsburgh Bulls*	2	4	6	10	5.00	1
Charlotte*	1	7	4	11	11.00	1
Edmonton Rush	3	5	6	11	3.67	1
22-Year Totals	280	779	887	1666	5.95	1

CAREER BREAKDOWN: PLAYOFFS

TEAM	GP	G	A	P	PTS/GP	HT
Rochester	8	19	22	41	5.13	3
Philadelphia	7	17	20	37	5.28	3
Calgary	2	7	8	15	7.50	2
Detroit*	2	5	10	15	7.50	1
Orlando (New York)*	2	2	12	14	7.00	0
Boston (New England)*	2	6	5	11	5.50	1
Minnesota	2	6	5	11	5.50	2
Toronto (Ontario)	3	4	10	14	4.67	0
Boston Blazers*	2	5	8	13	7.50	1
New York Saints*	1	3	4	7	7.00	1
Portland	1	2.00	2	4	4.00	0
Colorado	1	1	0	1	1.00	0
Edmonton Rush	3	5	6	11	3.67	1
Playoff Totals	33	77	106	183	5.55	14

ALL-STAR GAMES: TAVARES

TEAM	G	A	PTS	HAT TRICKS
1999 at Rochester (Canada)	4	1	5	1
2002 at Uncasville (South)	1	3	4	0
2004 at Denver (East)	3	1	4	1
2005 at Calgary (East)	3	1	4	1
2006 at Toronto (East)	0	1	1	0
2007 at Portland (East)	4	0	4	1
2008 at Edmonton (East)	1	2	3	0
2009 at Colorado (East)	0	4	4	0
2011 at Verona (East)	2	1	3	0
2012 at Buffalo (East)	2	2	4	0
All-Star Totals (10 GP*)	20	16	36	4



75 JAY THORIMBERT

TRANSITION

BORN: July 6, 1986, Whitby, ON

HEIGHT: 6 ft 1 inches **WEIGHT:** 200 lbs. **SHOOTS:** Left

ACQUIRED: From Minnesota with Scott Self in exchange for a second-round selection in the 2011 NLL Entry Draft and a first-round selection in the 2012 NLL Entry Draft on August 23, 2010.

2013: Appeared in all 16 games for Buffalo, leading the team and establishing career-highs in faceoff percentage (61.0%), faceoff wins (261) and loose ball recoveries (180)...His loose ball and faceoff win totals placed him third among NLL players in both categories... Registered a total of 12 points (2+10) and career-best 10 assists...Named NLL Transition Player of the Week for Week 9, after recovering a season-high 17 loose balls in a 15-13 win over Toronto (2/28) and following that up with 14 loose balls in an 11-10 overtime loss to Philadelphia (3/1).

CAREER HIGHLIGHTS: **2012:** Man games lost: two – ankle (3/24-3/31)... Led team in faceoff percentage and faceoff wins by going 80-for-139 (57.6%) on the draw... Recorded a season-high two points (1+1), including his first goal of the season, collected a game-high 11 loose balls and went 8-for-12 (67%) on faceoffs vs. Rochester (4/21)... Recorded his first point of the season with an assist vs. Minnesota (3/17), added six loose balls and went 7-for-10 (70%) on faceoffs... Collected a team-high 10 loose balls and went 14-for-21 (67%) on faceoffs in consecutive games at Rochester (3/10) and at Toronto (3/16)... Recovered a game-high and season-high 12 loose balls and went 10-for-15 (67%) on faceoffs vs. Colorado (3/3)... **Playoffs:** Collected three loose balls and went 7-for-16 (44%) on faceoffs at Toronto (5/5). **2011:** Missed final game of season vs. Rochester due to injury (4/23)... Picked up 300th career loose ball vs. Washington (4/2)... Recorded an assist and a team-high eight loose balls at Minnesota (3/27)... Picked up seven loose balls and went 7-for-14 on the draw vs. Bostron (3/12)... Notched three points (1+2) and 12 loose balls while going 16-for-24 on the faceoff in back-to-back games vs. Rochester and at Boston (3/5-3/6)... Did not dress vs. Philadelphia (2/19)... Recovered nine loose balls and went 10-for-15 on the faceoff at Toronto (1/29)... **Playoffs:** Recovered five loose balls and went 17-for-37 in two playoff games... **2010:** Ranked third in NLL, winning 180 of 409 faceoffs... Ranked fourth in NLL with career-high 152 loose balls collected... Scored career-high eight goals and 14 points (8+6)... Named NLL Transition Player of the Week for Week 5 after recording three unassisted goals and a team-high 13 loose balls... Recorded career-best 17 loose balls vs. Edmonton (4/3)... Scored a hat trick vs. Washington (2/13)... **Playoffs:** Played in one game, notching an assist, 11 loose balls and two penalty minutes... Won 16 of 28 faceoffs... **2009:** Made NLL debut at New York (1/10), recording one assist and five loose balls... Registered first career multi-point game (1+2) at Philadelphia (1/23), including first career shorthanded goal... Scored in six consecutive games from 2/7-3/14 (3+3)... **Playoffs:** Appeared in first career NLL playoff game at Buffalo (5/2), collecting five loose balls.

CAREER STATS

YEAR	TEAM	GP	REGULAR SEASON					PLAYOFFS					
			G	A	P	LB	PIM	GP	G	A	P	LB	PIM
2009	Boston	15	5	7	12	84	0	1	0	0	0	5	0
2010	Minnesota	15	8	6	14	152	9	1	0	1	1	11	2
2011	Buffalo	14	1	5	6	81	0	2	0	0	0	5	0
2012	Buffalo	9	2	2	4	73	2	1	0	0	0	3	0
2013	Buffalo	16	2	10	12	180	4	–	–	–	–	–	–
NLL Totals		69	18	30	48	570	15	5	0	1	1	24	2
Buffalo Totals		39	5	17	22	334	6	3	0	0	0	8	0



38 KURTIS WAGAR

GOALTENDER

BORN: November 5, 1985, St. Catharines, ON
HEIGHT: 6 ft 0 inches **WEIGHT:** 240 lbs.

ACQUIRED: Signed as a free agent.



2013: Saw action in 10 games as Buffalo's goaltender for a career-high total of 333 minutes, earning a record of 2-6... Compiled a 12.22 goals against average to go along with a save percentage of .713...Picked up his first win of the season vs. Minnesota (1/12), making 22 saves on 31 shots in a 13-12 victory... Made a season-high 22 saves and was named Player of the Game in a 15-10 win at Washington (4/1)... Also appeared in six games as a runner, contributing three assists.


CAREER STATS

YEAR	TEAM	REGULAR SEASON					PLAYOFFS				
		GP	MIN	W-L	GA	GAA	GP	MIN	W-L	GA	GAA
2007	Edmonton	8	31:48	0-0	8	15.09	--	--	--	--	--
2008	Edmonton	1	0:00	0-0	0	0:00	--	--	--	--	--
2009	New York	9	5:23	0-0	1	11.15	3	00:00	0-0	0	0.00
2010	Orlando	16	74:25	1-0	10	8.06	2	7:15	0-0	1	8.28
2011	Philadelphia	5	59:59	0-1	9	9.00	--	--	--	--	--
2012	Philadelphia	7	23:37	0-0	9	22.87	--	--	--	--	--
2013	Buffalo	15	333:51	2-6	68	12.22	--	--	--	--	--
NLL Totals		61	529:03	3-7	105	11.91	5	7:15	0-0	1	8.28
Buffalo Totals		15	333:51	2-6	68	12.22	--	--	--	--	--



22 ANDREW WATT

TRANSITION



BORN: January 9, 1984, Kitchener, ON
HEIGHT: 6 ft 1 inches **WEIGHT:** 205 lbs. **SHOOTS:** Left
ACQUIRED: From Minnesota with Ryan Benesch in exchange for a first-round selection in the 2015 and 2016 NLL Entry Draft and a third-round selection in the 2017 NLL Entry Draft on July 15, 2013.

2013: Appeared in 12 games for Minnesota, recording nine points (6+3)... Registered a season-high two goals vs. Toronto (2/8)... Recorded points in six consecutive outings (1/25-2/22)... Playoffs: Appeared in one game, notching an assist and five loose balls.

CAREER HIGHLIGHTS: **2012:** Suited up for all 16 games with Minnesota, tallying nine points (6+3)... Scored four shorthanded goals and also a career-high 26 PIM... Named to NLL Western Conference All-Star Team... Scored a pair of goals vs. Colorado (2/18) and at Washington (3/25)... Registered 10 PIM at Philadelphia (4/6)... **Playoffs:** Notched two goals in two games... **2011:** Appeared in all 13 games for Minnesota, recording a career-best 16 goals and 21 points... Netted a pair of hat-tricks vs. Rochester (1/8) and at Colorado (3/4)... Recovered 10 loose balls vs. Rochester (1/8)... **Playoffs:** Held pointless in one game... **2010:** Saw action in 14 games for Minnesota, contributing 11 points (7+4) and 25 PIM while also recovering a career-high 81 loose balls... Credited with a season-high three points vs. Colorado (1/22)... Notched a career-high 17 PIM vs. Washington (2/13)... Recovered a career-best 13 loose balls vs. Edmonton (4/3)... **Playoffs:** Tallied a goal in the team's lone playoff outing... **2009:** Appeared in 13 games in his rookie season with Minnesota, recording 17 points (6+11)... Registered at least a point in all but one game... Recovered 12 loose balls vs. Buffalo (1/24)... Credited with an assist in his first career game at Portland (1/3)... Scored his first career goal vs. San Jose (1/10).

CAREER STATS

YEAR	TEAM	REGULAR SEASON						PLAYOFFS					
		GP	G	A	P	LB	PIM	GP	G	A	P	LB	PIM
2009	Minnesota	13	6	11	17	68	10	-	-	-	-	-	-
2010	Minnesota	14	7	4	11	81	25	1	1	0	1	5	0
2011	Minnesota	13	16	5	21	70	4	1	0	0	0	2	0
2012	Minnesota	16	6	3	9	53	26	2	2	0	2	8	0
2013	Minnesota	12	6	3	9	40	4	1	0	1	1	5	0
NLL Totals		68	41	26	67	312	69	5	3	1	4	20	0




55 MITCH WILDE

TRANSITION

BORN: June 12, 1991, Brooklin, ON

HEIGHT: 6 ft 3 inches **WEIGHT:** 175 lbs.

ACQUIRED: Buffalo's second-round selection (15th overall) in the 2013 NHL Entry Draft.



2013: Tallied seven points (3+4) over seven contests for the Robert Morris University Colonials.

CAREER STATS

YEAR	TEAM	GP	REGULAR SEASON					PLAYOFFS					
			G	A	P	LB	PIM	GP	G	A	P	LB	PIM
2010	Robert Morris	6	1	1	2	--	0	--	--	--	--	--	--
2011	Robert Morris	7	0	0	0	--	0	--	--	--	--	--	--
2012	Robert Morris	--	--	--	--	--	--	--	--	--	--	--	--
2013	Robert Morris	13	3	4	7	--	0	--	--	--	--	--	--
College Totals		26	4	5	9	--	0	--	--	--	--	--	--



51 SHAWN WILLIAMS

FORWARD



BORN: June 20, 1974, Oshawa, ON
HEIGHT: 5 ft 11 inches **WEIGHT:** 200 lbs. **SHOOTS:** Left
ACQUIRED: From Minnesota with defenseman Brendon Doran, a 2012 first-round pick and two 2012 second-round picks in exchange for a first-round pick in the 2012 NLL Entry Draft.

2013: Appeared in all 16 games for Buffalo... Finished first on the team in assists (46) and points (65) as well as third in goals (19)... Recovered his 1,100th career loose ball in the season finale vs. Rochester (4/20)... Named Player of the Game on two separate occasions, a 14-13 win at Rochester (1/19) after tallying a season-high eight points (2+6) and a 15-13 victory at Toronto (2/28) in which he registered seven points (4+3) and 11 shots.

CAREER HIGHLIGHTS: **2012:** Played in 16 games for Edmonton... Scored 68 points (16+52)... Collected 86 shots on goal... Selected to play in NLL All-Star Game... **Playoffs:** Scored 13 points in 3 playoff games (2+11). **2011:** Led Rochester in scoring with 76 points (23+53)... **Playoffs:** Scored 4 points in 1 playoff game... **2010:** Scored 69 points (23+46) in 16 games with Rochester... Collected 76 loose balls... **2009:** Registered a career high 93 points (26+67) in 16 games with Rochester... Selected to play in NLL All-Star Game... **Playoffs:** Scored 6 points (1+5) in lone playoff game... **2008:** Played in 16 games with Rochester... Was second on team in points with 80 after scoring 25 goals and 55 assists... Chosen to play in NLL All-Star Game and scored the overtime game-winner... **2007:** Collected 91 points (36+55) which was his career high until 2009... **Playoffs:** Scored 19 points (6+13) in 3 playoff games for Rochester... **2006:** Scored 80 points (31+49) in 16 games for Rochester... Had 127 shots on goal... **Playoffs:** Scored 3 goals and 3 assists in 2 playoff games... **2005:** Played in all 16 games for Rochester... Scored 83 points (33+50)... Collected 74 loose balls... **Playoffs:** Scored 7 points, including 5 goals in 2 games for Rochester... **2004:** Finished fourth in league scoring (89 points) and third in goals (45)... Named to NLL First All-Pro Team... Named NLL Overall Player of the Week three times and Offensive Player of the Week five times... **Playoffs:** Had 3 points and collected 4 loose balls in 2 games... **2003:** Was third on team in points with 72... **Playoffs:** Collected 7 points in 2 games in second playoffs with Rochester... **2002:** Scored 75 points, including 40 goals... Played 16 games with Rochester... **Playoffs:** Scored 6 points in 2 games... Whistled for 8 penalty minutes... **2001:** Played in 14 games for Buffalo... Recorded 77 points (46+31)... Set a career high for loose balls collected with 100... Received no penalties... **2000:** Played 10 games in first season with Buffalo... Scored 40 points including 21 goals... Whistled for 15 penalty minutes... **Playoffs:** Collected 6 loose balls in 1 game... **1999:** Played 11 games for Toronto... Scored 5 goals and 11 assists for 16 points... **Playoffs:** Played in 2 games in first playoff experience; had 2 points (1+1) in 2 games... **1998:** Played in 12 games in rookie year with Ontario... Scored 36 points (15+21) and collected 38 loose balls.

CAREER STATS

YEAR	TEAM	REGULAR SEASON						PLAYOFFS					
		GP	G	A	P	LB	PIM	GP	G	A	P	LB	PIM
1998	Ontario	12	15	21	36	38	12	-	-	-	-	-	-
1999	Toronto	11	5	11	16	26	15	2	1	1	2	6	0
2000	Buffalo	10	21	19	40	68	4	1	0	0	0	6	0
2001	Buffalo	14	46	31	77	100	0	-	-	-	-	-	-
2002	Rochester	16	40	35	75	68	4	2	1	5	6	8	0
2003	Rochester	16	27	45	72	83	4	2	3	4	7	9	0
2004	Rochester	16	45	36	81	91	24	1	1	2	3	4	2
2005	Rochester	16	33	50	83	74	12	2	5	2	7	7	0
2006	Rochester	16	31	49	80	68	14	2	3	3	6	5	0
2007	Rochester	16	36	55	91	69	8	3	6	13	19	18	2
2008	Rochester	16	25	55	80	64	2	-	-	-	-	-	-
2009	Rochester	16	26	67	93	85	4	1	1	5	6	2	0
2010	Rochester	16	23	46	69	76	4	-	-	-	-	-	-
2011	Rochester	16	23	53	76	64	2	1	1	3	4	5	0
2012	Edmonton	16	16	52	68	41	8	3	2	11	13	7	4
2013	Buffalo	16	19	46	65	42	6	-	-	-	-	-	-
NLL Totals		239	431	672	1103	983	123	20	24	49	73	77	8
Buffalo Totals		40	86	96	182	168	4	1	0	0	0	6	0




10

AARON WILSON FORWARD

BORN: December 20, 1980 in Kitchener, ON
HEIGHT: 5 ft 9 inches **WEIGHT:** 180 lbs. **SHOOTS:** Right

ACQUIRED: From Edmonton with a second round pick in the 2013 Entry Draft in exchange for Jeremy Thompson.



2013: Appeared in all 16 regular season games for the Bandits, finishing second on the team in goals (23), assists (23), points (46) and shots on goal (103)... Recorded six point outings in consecutive weeks at Washington (4/13) and vs. Rochester (4/20)... Collected eight loose balls vs. Toronto (2/2).

CAREER HIGHLIGHTS: **2012:** Played 16 regular season games for Edmonton, scoring 31 points (13+18)... Scored 14 points (5+9) in three playoff games... Registered seven points (3+4) in playoff game against Minnesota... Played in his 150th career regular season game against Minnesota (3/31). **2011:** Played in 16 games for Minnesota...Registered 57 points (23+34). PLAYOFFS: Scored 3 points (1+2) in 1 playoff game. **2010:** Scored career-high 89 points (40+ 49) with Minnesota... Registered 8 point games 3 times...Second on team in points, led team in goals. PLAYOFFS: Scored 3 goals in 1 playoff game. **2009:** Appeared in 6 games for Rochester and 10 games for Minnesota...Registered career high in shots on goal with 155...Received Player of the Game award twice with Minnesota. **2008:** Scored 50 points for Toronto (28+22)...Collected 90 loose balls...Had 12 multi-point games. **2007:** Selected to participate in NLL All-Star Game... Scored 71 points (37+34) with Toronto... Collected a career high 110 loose balls. Playoffs: Registered 3 assists in lone playoff game. **2006:** Played in 16 games for Toronto... Collected 60 points (39+21)... Registered 133 shots on goal. PLAYOFFS: Collected 7 loose balls in one playoff game. **2005:** Played in 16 games with Toronto...Registered 74 points (41+33). PLAYOFFS: Won 2005 NLL Champion's Cup with Toronto ... Scored 9 points (3+6) in two playoff games. **2004:** Played in 13 games for Toronto scoring 42 points (24+18). PLAYOFFS : Scored 5 points (3+2) in 2 playoff games **2003:** Played in 14 games during his rookie season with Toronto... Scored 37 points (21+16).

CAREER STATS

YEAR	TEAM	REGULAR SEASON						PLAYOFFS					
		GP	G	A	P	LB	PIM	GP	G	A	P	LB	PIM
2003	Toronto	14	21	16	37	59	6	--	--	--	--	--	--
2004	Toronto	13	24	18	42	58	6	1	3	2	5	6	0
2005	Toronto	16	41	33	74	0	8	2	3	6	9	0	0
2006	Toronto	16	39	21	60	98	15	1	0	1	1	7	0
2007	Toronto	16	37	34	71	110	14	1	0	3	3	15	0
2008	Toronto	16	28	22	50	90	4	--	--	--	--	--	--
2009	Rochester	6	9	6	15	20	0	--	--	--	--	--	--
	Minnesota	10	22	21	43	46	6	--	--	--	--	--	--
2010	Minnesota	16	40	49	89	73	6	1	3	0	3	1	--
2011	Minnesota	16	23	34	57	35	8	1	1	2	3	6	0
2012	Edmonton	16	13	18	31	52	15	3	5	9	14	11	2
2013	Buffalo	16	23	23	46	53	4	--	--	--	--	--	--
NLL Totals		171	320	295	615	694	92	10	15	23	38	46	2
Buffalo Totals		16	23	23	46	53	4	--	--	--	--	--	--



2013 NLL STATISTICS

2013 NLL FINAL STANDINGS

EAST DIVISION

TEAM	W	L	GB	PCT	GF	GA	DIV
z- Toronto	10	6	-	.625	194	176	5-4
x- Rochester	8	8	2	.500	179	165	5-5
x- Philadelphia	7	9	3	.438	170	207	5-4
Buffalo	6	10	4	.375	171	211	4-6

WEST DIVISION

TEAM	W	L	GB	PCT	GF	GA	DIVY
y- Calgary	9	7	-	.563	222	211	8-4
x- Vancouver	9	7	-	.563	193	192	6-5
x- Edmonton	9	7	-	.563	203	170	5-6
x- Colorado	7	9	2	.438	185	202	4-6
x- Minnesota	7	9	2	.438	219	202	4-6

y- Clinched Division Title

x- Clinched Playoff Berth

z- Clinched Top Overall

2013 PLAYOFF RESULTS

DIVISION SEMIFINALS

DATE	TEAMS	FINAL SCORE	WINNING TEAM
Saturday, April 27	Philadelphia Wings at Rochester Knighthawks	8-10	Rochester Knighthawks
Saturday, April 27	Edmonton Rush at Vancouver Stealth	11-12	Vancouver Stealth
Saturday, April 27	Colorado Mammoth at Calgary Roughnecks	10-15	Calgary Roughnecks
Sunday, April 28	Minnesota Swarm at Toronto Rock	20-11	Minnesota Swarm

DIVISION FINALS

DATE	TEAMS	FINAL SCORE	WINNING TEAM
Saturday, May 4	Minnesota Swarm at Rochester Knighthawks	10-12	Rochester Knighthawks
Saturday, May 4	Vancouver Stealth at Calgary Roughnecks	14-13	Vancouver Stealth

CHAMPION'S CUP FINAL

DATE	TEAMS	FINAL SCORE	WINNING TEAM
Saturday, May 11	Rochester Knighthawks at Vancouver Stealth	11-10	Rochester Knighthawks



2013 NLL TOP SCORERS

NO.	PLAYER	TEAM	POS.	GP	G	A	P
1	Shawn Evans	CGY	F	16	32	80	112
2	Garrett Billings	TOR	F	16	30	70	100
3	Rhys Duch	VAN	F	16	45	51	96
4	Callum Crawford	MIN	F	14	32	63	955
5	John Grant Jr.	COL	F	16	43	48	91
6	Cody Jamieson	ROC	F	16	28	61	89
7	Colin Doyle	TOR	F	15	26	58	84
8	Ryan Benesch	MIN	F	16	34	50	84
9	Dan Dawson	ROC	F	16	23	52	75
10	Ryan Ward	EDM	F	16	21	54	75

2013 NLL GOALTENDER LEADERS

NO.	PLAYER	TEAM	GP	GAA	SV%	W	L
1	Matt Vinc	ROC	16	10.17	.803	8	8
2	Aaron Bold	EDM	16	10.56	.744	8	5
3	Nick Rose	TOR	16	10.61	.791	10	5
4	Tye Belanger	COL	9	10.77	.776	5	2
5	Tyler Richards	VAN	15	10.92	.795	8	5
6	Tyler Carlson	MIN	16	11.04	.771	4	6
7	Brandon Miller	PHI	15	12.12	.768	7	8
8	Kurtis Wagar	BUF	15	12.22	.713	2	6
9	Dan Lewis	COL	13	12.41	.739	0	4
10	Mike Poulin	CGY	16	12.70	.742	9	7

2013 NLL AWARD WINNERS

- Most Valuable Player** John Grant Jr., Colorado Mammoth
- Goaltender of the Year** Mike Poulin, Calgary Roughnecks
- Defenseman of the Year** Kyle Rubisch, Edmonton Rush
- Transition Player of the Year** Andrew Suitor, Minnesota Swarm
- Rookie of the Year** Adam Jones, Colorado Mammoth
- Sportsmanship Award** Johnny Powless, Rochester Knighthawks
- Coach of the Year** Joe Sullivan, Minnesota Swarm

ALL PROS

FIRST TEAM

NAME	TEAM	POS
Garrett Billings	TOR	Forward
Rhys Duch	VAN	Forward
Shawn Evans	CGY	Forward
Jordan MacIntosh	MIN	Transition
Kyle Rubisch	EDM	Defense
Matt Vinc	ROC	Goaltender

SECOND TEAM

NAME	TEAM	POS
Callum Crawford	MIN	Forward
Curtis Dickson	CGY	Forward
John Grant, Jr.	COL	Forward
Jesse Gamble	TOR	Transition
Mike Grimes	VAN	Defense
Brandon Miller	PHI	Goaltender

ALL ROOKIE TEAM

NAME	TEAM	POS
Joey Cupido	COL	Forward
Shayne Jackson	MIN	Forward
Curtis Knight	EDM	Forward
Mark Matthews	EDM	Forward
Kiel Matisz	MIN	Forward
Joe Resetarits	CGY	Forward
Dhane Smith	BUF	Transition



BANDITS HISTORY

ALL-TIME ATTENDANCE

YEAR	REGULAR SEASON			PLAYOFFS		
	GP	ATTENDANCE	AVERAGE	GP	ATTENDANCE	AVERAGE
1992	4	55,283	13,821	1	15,603	15,603
1993	4	65,300	16,325	2	32,650	16,325
1994	4	65,136	16,136	2	32,120	16,060
1995	4	63,306	15,827	1	10,557	10,557
1996	5	74,419	14,884	2	30,665	15,333
1997	5	87,665	17,553	2	30,170	15,085
1998	6	73,534	12,256			
1999	6	48,638	8,106			
2000	6	49,116	8,186	1	7,873	7,873
2001	7	56,289	8,041			
2002	8	59,382	7,423			
2003	8	56,015	7,002	1	6,761	6,761
2004	8	71,435	8,929			
2005	8	82,306	10,288	1	10,014	10,014
2006	8	94,946	12,118	3	35,111	11,704
2007	8	120,325	15,040	1	9,003	9,003
2008	9	135,120	16,890	3	39,046	13,015
2009	8	143,651*	17,956	1	13,343	13,343
2010	8	132,836	16,605			
2011	8	136,765	17,096	2	23,622	11,811
2012	8	127,752	15,969			
2013	8	124,960	15,620			

Longest sellout streak including playoffs: 10 games (January 23, 1993 to March 26, 1994)

*All-Time NLL Attendance Record

SEASON OPENERS

OPENERS (12-10)

17-21	L	vs. New York – January 4, 1992
17-10	W	at Pittsburgh – January 9, 1993
17-16	W	at Detroit – January 21, 1994
17-13	W	vs. Philadelphia – January 7, 1995
15-12	W	at Philadelphia – January 12, 1996
17-19	L	vs. Rochester – January 4, 1997
12-14	L	vs. Philadelphia – January 3, 1998
18-17	W	at Philadelphia – January 8, 1999
14-17	L	vs. Toronto – January 8, 2000
20-19	W	at Washington – December 30, 2000
17-15	W	vs. Washington – November 24, 2001
11-10	W	vs. Albany – January 4, 2003
12-11	W	vs. Rochester – January 3, 2004
13-15	(L	vs. Toronto – January 7, 2005
13-11	W	at Toronto – January 13, 2006
10-11	L	at Portland – December 30, 2006
9-12	L	vs. Rochester – January 11, 2008
15-11	W	vs. Philadelphia – January 3, 2009
5-10	L	at Rochester – January 9, 2010
9-10	L	at Calgary – January 8, 2011
14-10	W	vs. Toronto – January 14, 2012
8-13	L	at Philadelphia – January 11, 2013

HOME (6-6)

17-21	L	vs. New York – January 4, 1992
17-13	W	vs. Philadelphia – January 7, 1995
17-19	L	vs. Rochester – January 4, 1997
12-14	L	vs. Philadelphia – January 3, 1998
14-17	L	vs. Toronto – January 8, 2000
17-15	W	vs. Washington – November 24, 2001
11-10	W	vs. Albany – January 4, 2003
12-11	W	vs. Rochester – January 3, 2004
13-15	L	vs. Toronto – January 7, 2005
9-12	L	vs. Rochester – January 11, 2008
15-11	W	vs. Philadelphia – January 3, 2009
14-10	W	vs. Toronto – January 14, 2012

ROAD (6-4)

17-10	W	at Pittsburgh – January 9, 1993
17-16	W	at Detroit – January 21, 1994
15-12	W	at Philadelphia – January 12, 1996
18-17	W	at Philadelphia – January 8, 1999
20-19	W	at Washington – December 30, 2000
13-11	W	at Toronto – January 13, 2006
10-11	L	at Portland – December 30, 2006
5-10	L	at Rochester – January 9, 2010
9-10	L	at Calgary – January 8, 2011
8-13	L	at Philadelphia – January 11, 2013



BANDITS CAREER LEADERS

GAMES PLAYED

PLAYER	GAMES
John Tavares	280*
Rich Kilgour	200
Mark Steenhuis	172
Billy Dee Smith	133
Chris White	116
Kyle Couling	113
Pat McCready	112
Mike Accursi	108
Clay Hill	99
Steve Dietrich	88

POINTS

PLAYER	POINTS
John Tavares	1,666*
Mark Steenhuis	673
Mike Accursi	370
Rich Kilgour	317
Darris Kilgour	255
Troy Cordingley	233
Roger Vyse	219
Pat McCready	206
Dan Teat	205
Cory Bomberry	203

FACEOFFS WON

PLAYER	FACEOFFS
Jay Thorimbert	427
Cory Bomberry	365
Rich Kilgour	359
Mike Accursi	298
Darris Kilgour	255
Brandon Francis	228
Rob Kirkby	225
Tom Phair	179
Brian Silcott	176
Kevin Alexander	137

GOALS

PLAYER	GOALS
John Tavares	779*
Mark Steenhuis	319
Mike Accursi	207
Darris Kilgour	128
Roger Vyse	102
Troy Cordingley	96
Rich Kilgour	94
Dan Teat	84
Jason Crosbie	81
Kevin Dostie	75

PENALTY MINUTES

PLAYER	POINTS
Billy Dee Smith	466
John Tavares	342
Kyle Laverty	296
Chris White	279
Rich Kilgour	273
Darris Kilgour	257
Pat McCready	251
Mark Steenhuis	267
Andy Ogilvie	235
Brandon Francis	232

SAVES

PLAYER	FACEOFFS
Steve Dietrich	2,748
Mike Thompson	1,852
Ross Cowie	1,133
Ken Montour	1,103
Pat O'Toole	682
Matt Disher	638
Jim Vilneff	562
Bill Gerrie	524
Derek General	433

ASSISTS

PLAYER	GAMES
John Tavares	887*
Mark Steenhuis	354
Rich Kilgour	223
Mike Accursi	163
Troy Cordingley	137
Pat McCready	135
Cory Bomberry	134
Darris Kilgour	127
Delby Powless	127
Dan Teat	121

LOOSE BALLS

PLAYER	POINTS
John Tavares	2,091
Mark Steenhuis	1,215
Pat McCready	990
Chris Driscoll	949
Rich Kilgour	824
Mike Accursi	573
Jim Veltman	559
Kyle Couling	515
Chris White	439
Tom Montour	402

WINS

PLAYER	FACEOFFS
Steve Dietrich	47
Mike Thompson	31
Ross Cowie	17
Pat O'Toole	13
Ken Montour	14
Bill Gerrie	11
Anthony Cosmo	7
Matt Disher	7
Phil Wetherup	6
Derek General	5

Bold indicates current bandits player

*NLL record



BANDITS YEAR - BY - YEAR STATS

REGULAR SEASON SCORING 1992

#	PLAYER	GP	G	A	PTS	PIM	ON	OFF	LB
45	Derek Keenan	8	26	23	49	8	56	18	41
11	John Tavares	8	21	22	43	26	69	26	66
35	Darris Kilgour	8	23	16	39	49	52	13	53
32	Jim Veltman	8	8	23	31	6	28	9	111
28	Bob Hamley	8	13	15	28	14	45	10	26
26	Kevin Alexander	7	22	4	26	2	48	11	33
17	Brian Hall	8	8	17	25	16	37	7	35
6	Gerry Hiltz	7	10	9	19	17	27	5	19
40	Mike Mooradian	8	7	9	16	25	35	10	17
33	Rich Kilgour	5	3	11	14	16	21	11	33
37	Tom Emmick	6	4	3	7	11	9	7	16
46	Paul Day	8	3	4	7	16	19	2	22
16	Bill O'Hanlon	8	5	1	6	0	10	3	20
14	John Zулberti	2	3	1	4	0	9	3	15
21	Jim Bissell	6	3	1	4	4	12	3	27
12	Mark Burnam	5	1	2	3	2	4	0	11
22	Bill Meagher	8	1	2	3	2	11	4	24
15	Barry Powless	3	0	3	3	6	2	2	5
13	Bill Kerr	7	0	1	1	4	2	1	12
1	Ross Cowie	5	0	1	1	0	0	0	47
39	Bill Gerrie	6	0	1	1	5	0	0	36

#	GOALTENDERS	GP	MIN	W	L	GA	GAA	SV	SV%
1	Ross Cowie	5	137:59	1	2	19	8.26	170	.899
39	Bill Gerrie	6	221:39	4	0	60	16.30	159	.726

PLAYOFF SCORING 1992

#	PLAYER	GP	G	A	PTS	PIM	ON	OFF	LB
11	John Tavares	3	12	12	24	8	32	38	29
45	Derek Keenan	3	6	10	16	2	26	31	18
35	Darris Kilgour	3	5	9	14	11	21	28	18
26	Kevin Alexander	3	8	4	12	0	19	26	13
28	Bob Hamley	3	6	6	12	8	16	22	13
17	Brian Hall	3	5	3	8	0	11	21	24
21	Jim Bissell	3	3	3	6	0	4	6	6
32	Jim Veltman	3	3	2	5	7	8	11	25
22	Bill Meagher	3	2	2	4	0	5	6	5
6	Gerry Hiltz	3	0	3	3	2	10	16	6
16	Bill O'Hanlon	3	1	1	2	0	3	5	5
37	Tom Emmick	3	1	1	2	2	3	4	9
12	Mark Burnam	3	0	2	2	13	0	0	4
40	Mike Mooradian	3	0	1	1	0	8	12	3
46	Paul Day	3	0	1	1	7	3	4	9
13	Bill Kerr	3	0	0	0	0	0	0	3
1	Ross Cowie	1	0	0	0	0	0	0	1
39	Bill Gerrie	3	0	0	0	0	0	0	27

#	GOALTENDERS	GP	MIN	W	L	GA	GAA	SV	SV%
1	Ross Cowie	1	5:53	0	0	1	10.00	2	.667
39	Bill Gerrie	3	174:07	3	0	41	14.13	104	.717



YEAR-BY-YEAR STATS

REGULAR SEASON SCORING 1993

#	PLAYER	GP	G	A	PTS	PIM	SOG	S	LB
11	John Tavares	8	35	23	58	28	86	98	93
45	Derek Keenan	8	22	12	34	5	59	78	35
28	Bob Hamley	8	14	19	33	9	58	66	37
43	Darris Kilgour	8	11	17	28	31	58	77	69
32	Jim Veltman	6	7	20	27	14	20	23	102
26	Kevin Alexander	7	13	6	19	5	44	57	41
40	Troy Cordingley	7	8	10	18	27	38	46	16
36	Stu Aird	8	9	7	16	8	26	34	61
17	Brian Hall	7	4	9	13	20	17	20	35
5	Glen Lay	8	8	4	12	10	18	28	35
16	Rich Kilgour	8	3	7	10	4	14	19	24
18	Randy Mearns	8	3	3	6	4	10	13	27
1	Ross Cowie	6	0	5	5	0	0	0	28
12	Mark Burnam	6	1	3	4	6	4	5	10
21	Jim Bissell	4	1	3	4	0	6	6	11
46	Carl Jutzin	3	1	2	3	2	2	2	3
22	Bill Meagher	7	1	2	3	4	2	6	15
6	Miles General	6	1	0	1	10	8	10	8
37	Tom Emmick	8	1	0	1	18	9	11	16
33	Robert Henry	1	0	1	1	2	0	0	2
13	Bill Kerr	1	0	0	0	0	2	2	0
14	Jon Lantzy	1	0	0	0	2	1	1	0
39	Bill Gerrie	5	0	0	0	0	0	0	17

#	GOALTENDERS	GP	MIN	W	L	GA	GAA	SV	SV%
1	Ross Cowie	6	291:35	6	0	58	11.90	194	.769
39	Bill Gerrie	5	188:37	2	0	50	15.87	108	.683

PLAYOFF SCORING 1993

#	PLAYER	GP	G	A	PTS	PIM	SOG	S	LB
45	Derek Keenan	2	5	4	9	4	18	19	14
11	John Tavares	2	4	3	7	2	12	15	6
28	Bob Hamley	2	2	5	7	4	10	12	12
32	Jim Veltman	2	0	7	7	4	4	4	29
43	Darris Kilgour	2	2	3	5	4	8	12	17
26	Kevin Alexander	2	4	0	4	2	10	14	10
40	Troy Cordingley	2	2	2	4	2	9	13	12
16	Rich Kilgour	2	3	0	3	0	5	5	8
1	Ross Cowie	2	0	3	3	0	0	0	28
5	Glen Lay	2	0	2	2	0	4	5	9
22	Bill Meagher	2	0	2	2	2	1	1	4
17	Brian Hall	1	1	0	1	0	1	2	7
36	Stu Aird	2	1	0	1	0	5	6	15
37	Tom Emmick	2	1	0	1	2	3	5	2
6	Miles General	1	0	0	0	2	0	0	0
12	Mark Burnam	2	0	0	0	0	0	0	8
18	Randy Mearns	2	0	0	0	2	6	7	8
21	Jim Bissell	1	0	0	0	0	0	0	0
46	Carl Jutzin	1	0	0	0	0	0	0	0

#	GOALTENDERS	GP	MIN	W	L	GA	GAA	SV	SV%
1	Ross Cowie	2	120:00	2	0	22	11.00	80	.784
39	Bill Gerrie	0	0:00	0	0	0	0.00	0	.000



YEAR-BY-YEAR STATS

REGULAR SEASON SCORING 1994

#	PLAYER	GP	G	A	PTS	PIM	SOG	S	LB
11	John Tavares	8	27	20	47	14	73	96	74
32	Jim Veltman	8	13	24	37	8	40	44	130
40	Troy Cordingley	8	16	14	30	18	44	56	34
28	Bob Hamley	8	12	13	25	12	49	66	28
36	Stu Aird	8	8	13	21	4	25	39	60
43	Darris Kilgour	6	7	10	17	21	34	48	38
17	Brian Hall	8	5	7	12	18	24	26	29
16	Rich Kilgour	7	6	4	10	4	18	22	15
49	Tyson Leies	7	6	3	9	19	25	34	39
12	Brian Nikula	8	8	1	9	8	43	58	35
21	Jeff Hardill	8	2	6	8	12	8	9	27
5	Glen Lay	8	4	3	7	2	12	13	19
44	Andy Shaughnessy	8	1	5	6	17	9	13	33
39	Bill Gerrie	5	0	5	5	2	0	0	36
9	Mark Cochrane	5	3	1	4	2	7	9	19
7	Derek Laub	4	2	2	4	0	4	6	11
1	Ross Cowie	7	0	4	4	2	0	0	59
4	Brian Silcott	6	0	2	2	6	2	3	23
22	Bill Meagher	3	1	0	1	2	4	4	6

#	GOALTENDERS	GP	MIN	W	L	GA	GAA	SV	SV%
1	Ross Cowie	7	299:17	3	1	67	13.45	155	.698
39	Bill Gerrie	5	179:37	3	1	32	10.67	119	.788

PLAYOFF SCORING 1994

#	PLAYER	GP	G	A	PTS	PIM	SOG	S	LB
11	John Tavares	2	6	8	14	9	15	21	19
43	Darris Kilgour	2	4	7	11	6	17	20	10
32	Jim Veltman	2	4	7	11	6	15	17	32
28	Bob Hamley	2	5	4	9	0	12	18	11
5	Glen Lay	2	1	4	5	0	1	1	6
49	Tyson Leies	2	4	0	4	2	7	10	10
36	Stu Aird	2	2	2	4	6	8	15	9
21	Jeff Hardill	2	0	4	4	0	2	3	10
12	Brian Nikula	2	2	1	3	2	5	8	15
40	Troy Cordingley	2	2	1	3	4	13	14	8
16	Rich Kilgour	2	1	2	3	0	3	4	5
39	Bill Gerrie	2	0	3	3	0	0	0	23
4	Brian Silcott	2	0	2	2	2	0	0	8
7	Derek Laub	2	0	1	1	0	2	2	6
44	Andy Shaughnessy	2	0	1	1	0	2	2	14
17	Brian Hall	2	0	0	0	22	3	4	7
1	Ross Cowie	1	0	0	0	0	0	0	2

#	GOALTENDERS	GP	MIN	W	L	GA	GAA	SV	SV%
1	Ross Cowie	1	10:34	0	1	8	44.44	9	.529
39	Bill Gerrie	2	109:26	1	0	28	15.47	71	.717



YEAR-BY-YEAR STATS

REGULAR SEASON SCORING 1995

#	PLAYER	GP	G	A	PTS	PIM	SOG	S	LB
11	John Tavares	8	24	21	45	21	74	89	66
32	Jim Veltman	8	16	24	40	8	47	54	91
40	Troy Cordingley	8	17	8	25	28	57	64	34
36	Stu Aird	8	7	15	22	6	36	44	29
43	Darris Kilgour	6	8	12	20	25	30	37	17
28	Bob Hamley	7	5	14	19	10	28	36	12
16	Rich Kilgour	8	7	8	15	11	25	34	22
17	Brian Hall	8	5	6	11	12	18	27	26
7	Derek Laub	8	6	3	9	6	28	33	35
44	Dean Ceconi	8	6	3	9	2	21	26	25
15	Jamie Batley	8	4	5	9	16	21	32	29
9	Mark Cochrane	6	1	3	4	8	14	16	21
39	Bill Gerrie	7	0	4	4	0	1	1	27
33	Robert Henry	4	1	1	2	2	7	10	16
13	John Rosa	7	0	2	2	10	2	5	12
34	Rodd Squire	8	0	2	2	0	5	10	14
10	Grant Johnston	4	1	0	1	7	6	10	5
49	Chris Redwood	5	1	0	1	0	3	5	4
1	Ross Cowie	6	0	1	1	14	0	0	25
37	Travis Kilgour	1	0	0	0	0	2	2	2

#	GOALTENDERS	GP	MIN	W	L	GA	GAA	SV	SV%
1	Ross Cowie	6	229:54	1	2	52	13.65	146	.737
39	Bill Gerrie	7	251:16	2	3	56	13.40	138	.711

PLAYOFF SCORING 1995

#	PLAYER	GP	G	A	PTS	PIM	SOG	S	LB
40	Troy Cordingley	1	3	3	6	0	6	7	4
32	Jim Veltman	1	2	4	6	2	7	8	12
43	Darris Kilgour	1	1	4	5	22	4	9	5
17	Brian Hall	1	2	2	4	0	4	6	2
7	Derek Laub	1	2	1	3	0	4	4	5
11	John Tavares	1	2	1	3	0	9	11	6
15	Jamie Batley	1	1	2	3	0	5	6	5
36	Stu Aird	1	1	2	3	2	5	8	4
44	Dean Ceconi	1	2	0	2	0	6	7	1
16	Rich Kilgour	1	0	2	2	6	1	3	1
28	Bob Hamley	1	0	2	2	2	0	1	2
9	Mark Cochrane	1	0	1	1	0	2	3	0
13	John Rosa	1	0	1	1	2	1	1	1
39	Bill Gerrie	1	0	1	1	0	0	0	2
34	Rodd Squire	1	0	0	0	0	1	1	5
49	Chris Redwood	1	0	0	0	0	3	3	5
1	Ross Cowie	1	0	0	0	2	0	0	6

#	GOALTENDERS	GP	MIN	W	L	GA	GAA	SV	SV%
1	Ross Cowie	1	42:10	0	1	13	18.05	26	.667
39	Bill Gerrie	1	17:39	0	0	6	21.42	10	.625



YEAR-BY-YEAR STATS

REGULAR SEASON SCORING 1996

#	PLAYER	GP	G	A	PTS	PIM	SOG	S	LB
11	John Tavares	10	41	40	81	4	98	125	102
40	Troy Cordingley	10	20	32	52	6	71	84	51
21	Ted Dowling	10	23	16	39	18	76	97	43
32	Jim Veltman	10	11	22	33	6	33	41	125
16	Rich Kilgour	9	6	20	26	10	25	41	43
17	Brian Hall	10	9	13	22	21	17	23	46
22	Travis Kilgour	10	12	9	21	16	25	35	31
4	Tom Phair	10	7	10	17	53	22	32	48
10	Mike Hasen	10	6	11	17	16	9	12	42
18	Neil Doddridge	10	11	5	16	19	36	49	30
31	Pat O'Toole	10	0	14	14	0	0	0	138
43	Darris Kilgour	6	8	5	13	34	21	35	26
44	Dean Cecconi	10	7	5	12	31	31	38	43
24	Jason Luke	8	5	5	10	8	26	35	34
5	Steve Fannell	10	2	8	10	15	8	9	29
33	Robert Henry	6	3	5	8	6	8	10	8
20	Gary Edmonds	1	1	5	6	9	2	4	5
9	Mark Cochrane	10	0	5	5	11	8	11	30
1	Ross Cowie	2	0	2	2	0	0	0	10

#	GOALTENDERS	GP	MIN	W	L	GA	GAA	SV	SV%
1	Ross Cowie	2	33:48	1	0	14	25.45	23	.621
31	Pat O'Toole	10	565:34	7	2	113	12.00	375	.768

PLAYOFF SCORING 1996

#	PLAYER	GP	G	A	PTS	PIM	SOG	S	LB
11	John Tavares	2	4	7	11	2	16	19	20
43	Darris Kilgour	2	4	3	7	14	14	16	5
40	Troy Cordingley	2	4	7	11	0	10	15	20
22	Travis Kilgour	2	6	1	7	2	10	11	9
21	Ted Dowling	2	3	4	7	9	18	23	15
18	Neil Doddridge	2	0	4	4	0	5	10	9
44	Dean Cecconi	2	2	2	4	0	5	11	10
31	Pat O'Toole	2	0	2	2	0	0	0	38
32	Jim Veltman	2	0	5	5	0	5	7	35
9	Mark Cochrane	2	1	1	2	0	2	2	4
10	Mike Hasen	2	1	2	3	6	2	2	6
16	Rich Kilgour	2	2	4	6	0	7	8	7
17	Brian Hall	2	1	0	1	0	8	9	15
24	Jason Luke	2	4	1	5	2	10	10	12
4	Tom Phair	2	0	2	3	6	5	8	11
5	Steve Fannell	2	1	2	3	0	3	4	3

#	GOALTENDERS	GP	MIN	W	L	GA	GAA	SV	SV%
1	Ross Cowie	0	0:00	0	0	0	0.00	0	.000
31	Pat O'Toole	2	120:00	2	0	20	10.00	75	.789



YEAR-BY-YEAR STATS

REGULAR SEASON SCORING 1997

#	PLAYER	GP	G	A	PTS	PIM	SOG	S	LB
11	John Tavares	10	37	29	66	18	119	149	104
43	Darris Kilgour	8	21	21	42	34	48	60	56
21	Ted Dowling	10	22	17	39	26	68	85	56
16	Rich Kilgour	9	9	26	35	22	28	42	43
40	Troy Cordingley	7	13	20	33	18	43	56	28
24	Jason Luke	10	12	15	27	30	33	41	62
4	Tom Phair	10	9	8	17	58	20	22	47
10	Mike Hasen	10	2	14	16	29	11	16	44
9	Neil Doddridge	10	5	10	15	29	29	43	30
17	Brian Hall	10	3	12	15	16	13	19	43
77	Bill Callan	9	7	7	14	23	30	41	22
22	Travis Kilgour	10	4	9	13	13	35	45	35
44	Dean Cecconi	10	9	3	12	16	19	28	34
1	Ross Cowie	10	0	11	11	0	0	0	71
5	Steve Fannell	10	0	8	8	21	1	3	49
3	Ryan Sanderson	10	3	3	6	0	9	9	26
31	Pat O'Toole	8	0	5	5	2	0	0	33
15	Peter Parke	3	2	2	4	2	7	10	10
18	Donald Henry	1	0	0	0	0	0	0	0
33	Robert Henry	1	0	0	0	5	0	0	1
19	Kevin Cox	2	0	0	0	0	1	1	1

#	GOALTENDERS	GP	MIN	W	L	GA	GAA	SV	SV%
1	Ross Cowie	10	410:11	5	4	100	14.64	246	.710
31	Pat O'Toole	8	189:56	1	0	53	16.82	112	.678

PLAYOFF SCORING 1997

#	PLAYER	GP	G	A	PTS	PIM	SOG	S	LB
11	John Tavares	2	7	9	16	0	23	29	30
21	Ted Dowling	2	4	3	7	2	14	18	14
43	Darris Kilgour	2	3	4	7	2	16	20	20
24	Jason Luke	2	3	2	5	6	9	10	17
77	Bill Callan	2	3	1	4	5	5	5	3
16	Rich Kilgour	2	2	7	10	2	12	17	17
44	Dean Cecconi	2	2	2	4	4	6	11	11
1	Ross Cowie	2	0	3	3	0	0	0	16
5	Steve Fannell	2	0	4	4	12	2	3	12
10	Mike Hasen	2	1	4	5	2	4	5	15
15	Peter Parke	2	4	0	4	0	14	16	10
22	Travis Kilgour	2	0	3	3	0	1	4	4
17	Brian Hall	2	1	0	1	2	7	7	14
3	Ryan Sanderson	2	0	1	1	2	0	1	1
4	Tom Phair	2	1	1	2	6	3	3	16
9	Neil Doddridge	2	0	1	1	2	1	5	10

#	GOALTENDERS	GP	MIN	W	L	GA	GAA	SV	SV%
1	Ross Cowie	2	117:30	1	1	25	12.82	83	.768
31	Pat O'Toole	0	0:00	0	0	0	0.00	0	.000



YEAR-BY-YEAR STATS

REGULAR SEASON SCORING 1998

#	PLAYER	GP	G	A	PTS	PIM	SOG	S	LB
43	Darris Kilgour	12	37	30	67	39	101	145	69
11	John Tavares	9	31	25	56	8	110	146	80
40	Troy Cordingley	11	11	31	42	2	62	78	57
22	Travis Kilgour	12	18	23	41	8	64	76	38
16	Rich Kilgour	12	13	26	39	14	66	96	78
24	Jason Luke	11	12	18	30	19	46	58	77
44	Dean Ceconi	12	10	12	22	24	19	28	34
13	John Rosa	11	6	9	15	15	12	15	68
92	Dallas Squire	8	7	6	13	2	31	43	35
10	Mike Hasen	12	2	8	10	17	11	17	33
31	Pat O'Toole	8	0	9	9	0	0	0	81
4	Tom Phair	9	3	5	8	40	23	25	23
25	Nick Trudeau	8	5	1	6	13	20	22	1
5	Steve Fannell	12	3	4	7	26	6	8	49
88	Jason Henhawk	3	4	1	5	0	11	15	6
20	Shaydon Santos	12	3	2	5	16	8	10	31
12	Casey Zaph	3	1	1	2	2	6	7	6
55	Clay Squire	6	0	2	2	13	4	5	19
1	Ross Cowie	9	0	2	2	4	0	0	18
94	Ryan Sanderson	10	0	2	2	6	0	0	18
91	Chris Clark	2	0	1	1	0	1	1	3
89	Derek Graham	1	0	0	0	2	2	2	2
9	Bob Henry	3	0	0	0	7	1	1	8
33	Chris Levis	3	0	0	0	0	0	0	5

#	GOALTENDERS	GP	MIN	W	L	GA	GAA	SV	SV%
31	Pat O'Toole	8	369:00	4	3	78	12.68	211	.730
1	Ross Cowie	9	322:00	1	3	83	15.45	199	.705
33	Chris Levis	3	31:00	1	0	10	19.23	15	.600

PLAYOFF SCORING 1998

#	PLAYER	GP	G	A	PTS	PIM	SOG	S	LB
40	Troy Cordingley	1	3	4	7	0	7	8	2
11	John Tavares	1	2	5	7	0	9	11	9
43	Darris Kilgour	1	4	2	6	6	8	8	2
22	Travis Kilgour	1	2	2	4	0	5	6	5
16	Rich Kilgour	1	1	2	3	0	5	6	3
13	John Rosa	1	0	2	2	0	0	0	9
24	Jason Luke	1	0	1	1	4	1	3	9
31	Pat O'Toole	1	0	1	1	0	0	0	11
94	Ryan Sanderson	1	0	1	1	2	1	1	2
44	Dean Ceconi	1	0	0	0	0	7	8	5
92	Dallas Squire	1	0	0	0	2	1	1	1
10	Mike Hasen	1	0	0	0	2	0	0	1
26	Nick Trudeau	1	0	0	0	0	2	2	0
5	Steve Fannell	1	0	0	0	0	0	0	2
21	Shaydon Santos	1	0	0	0	2	0	0	1
1	Ross Cowie	1	0	0	0	4	0	0	1
9	Bob Henry	1	0	0	0	2	0	0	3

#	GOALTENDERS	GP	MIN	W	L	GA	GAA	SV	SV%
31	Pat O'Toole	1	57:00	0	1	15	15.78	40	.727
1	Ross Cowie	1	3:00	0	0	2	400.00	2	.500



YEAR-BY-YEAR STATS

REGULAR SEASON SCORING 1999

#	PLAYER	GP	G	A	PTS	PIM	SOG	S	LB
11	John Tavares	12	33	34	67	35	129	157	112
40	Troy Cordingley	10	11	22	33	4	47	12	56
12	Jamie Batley	12	12	19	31	17	46	66	58
16	Rich Kilgour	12	7	23	30	28	52	74	56
22	Travis Kilgour	11	16	13	29	18	54	78	47
43	Darris Kilgour	8	13	16	29	24	55	76	40
53	Chris Panos	8	16	9	25	9	38	50	36
21	Neil Doddridge	11	11	13	24	41	27	43	73
13	John Rosa	12	4	18	22	16	10	15	99
8	Craig Stevenson	6	9	7	16	0	28	9	38
20	Shaydon Santos	11	5	7	12	10	14	5	42
44	Steve Kisslinger	3	4	5	9	2	9	17	18
55	Chris Driscoll	2	3	6	9	0	12	16	17
48	Marty O'Neill	8	0	8	8	6	0	0	82
44	Dean Ceconi	5	4	2	6	6	11	15	18
18	Cam Bomberry	4	2	4	6	0	10	14	11
24	Matt Steinwald	5	2	4	6	2	15	16	22
19	Andy Ogilvie	4	1	5	6	19	8	13	19
4	Brian Silcott	9	0	6	6	2	4	5	39
5	Steve Fannell	12	0	6	6	13	3	3	53
6	Mike Benedict	3	2	3	5	0	18	24	11
1	Matt Disher	6	0	3	3	0	0	0	91
23	Bob Fisher	1	1	1	2	0	5	5	3
33	Brent Rothfuss	2	1	1	2	0	2	2	4
10	Mike Hasen	4	0	2	2	2	1	3	10
28	Jim Vilneff	4	0	2	2	0	1	3	11
98	Mike Mooradian	2	1	0	1	2	3	6	1
2	Ryan McDermott	1	0	1	1	0	3	3	6
34	Chris Clark	1	0	0	0	2	1	1	2
14	Tim Bomberry	2	0	0	0	2	1	1	1
9	Bob Henry	4	0	0	0	8	1	1	1
#	GOALTENDERS	GP	MIN	W	L	GA	GAA	SV	SV%
1	Matt Disher	6	331:00	1	5	85	16.44	257	.751
48	Marty O'Neill	8	385:00	3	3	90	14.01	256	.739



YEAR-BY-YEAR STATS

REGULAR SEASON SCORING 2000

#	PLAYER	GP	G	A	PTS	PIM	SOG	S	LB
11	John Tavares	12	34	49	83	10	105	156	123
18	Derek Malawsky	12	28	33	61	25	95	125	109
44	Mike Accursi	12	30	18	48	14	89	120	79
51	Shawn Williams	10	21	19	40	4	75	98	68
7	Chris Prat	12	20	15	35	14	55	78	64
93	Chris Driscoll	9	12	23	35	6	54	73	46
17	D'Arcy Sweet	12	15	15	30	21	51	69	95
42	Pat Maddalena	11	12	11	23	8	46	66	52
10	Andy Ogilive	10	1	14	15	59	7	11	79
16	Rich Kilgour	12	4	9	13	6	15	23	51
4	Mario Lopez	5	6	5	11	6	12	16	26
1	Matt Disher	11	0	11	11	0	0	0	115
22	Travis Kilgour	7	4	6	10	0	11	17	36
24	Chris Seller	10	2	8	10	2	13	26	66
27	Kyle Couling	12	4	3	7	32	8	12	57
20	Shaydon Santos	11	3	4	7	32	13	14	51
66	Scott Hochstadt	4	3	3	6	0	6	11	15
88	Rich Catton	7	2	3	5	4	4	4	17
8	Craig Stevenson	8	1	2	3	4	20	30	24
48	Marty O'Neill	5	0	3	3	0	0	0	34
33	Kevin Brunsch	3	0	1	1	0	1	2	13
14	Shane Wannamaker	1	0	0	0	0	0	0	0

#	GOALTENDERS	GP	MIN	W	L	GA	GAA	SV	SV%
1	Matt Disher	11	522:33	6	3	151	17.35	381	.716
48	Marty O'Neill	5	161:00	2	1	43	16.04	92	.681

PLAYOFF SCORING 2000

#	PLAYER	GP	G	A	PTS	PIM	SOG	S	LB
7	Chris Prat	1	3	1	4	0	8	12	5
44	Mike Accursi	1	2	2	4	0	11	18	12
18	Derek Malawsky	1	1	3	4	6	8	15	12
8	Craig Stevenson	1	3	0	3	0	3	7	5
11	John Tavares	1	2	1	3	0	10	11	18
17	D'Arcy Sweet	1	0	3	3	0	1	2	14
16	Rich Kilgour	1	1	1	2	2	2	4	4
10	Andy Ogilive	1	0	1	1	4	0	0	9
4	Mario Lopez	1	0	0	0	2	2	3	4
22	Travis Kilgour	1	0	0	0	2	1	1	2
24	Chris Seller	1	0	0	0	0	0	1	6
27	Kyle Couling	1	0	0	0	2	2	2	3
20	Shaydon Santos	1	0	0	0	2	0	0	3
88	Rich Catton	1	0	0	0	2	0	0	4
51	Shawn Williams	1	0	0	0	0	0	0	6

#	GOALTENDERS	GP	MIN	W	L	GA	GAA	SV	SV%
48	Marty O'Neill	1	45:30	0	1	8	10.67	24	.750
1	Matt Disher	1	14:30	0	0	5	21.74	7	.853



YEAR-BY-YEAR STATS

REGULAR SEASON SCORING 2001

#	PLAYER	GP	G	A	PTS	PIM	SOG	S	LB
11	John Tavares	14	51	64	115	14	144	186	159
51	Shawn Williams	14	46	31	77	0	134	172	100
18	Derek Malawsky	12	23	47	70	12	93	118	81
44	Mike Accursi	14	29	25	54	18	94	122	94
93	Chris Driscoll	12	18	22	40	8	68	152	46
42	Pat Maddalena	14	24	13	37	4	69	160	94
17	D'Arcy Sweet	14	14	22	36	10	48	127	97
2	Ryan Powell	13	17	18	35	14	59	86	56
16	Rich Kilgour	14	12	10	22	28	42	55	95
10	Andy Ogilvie	13	1	11	12	51	3	14	88
24	Chris Seller	12	3	7	10	8	23	40	64
6	Rob Kirkby	12	2	8	10	24	13	22	62
90	Phil Wetherup	12	0	9	9	2	0	2	109
48	Derek Collins	5	0	7	7	0	0	0	48
88	Rich Catton	14	2	5	7	30	10	12	44
27	Kyle Couling	14	2	3	5	26	4	6	42
21	Ted Dowling	4	1	4	5	41	8	18	17
77	Brandon Piccarreto	7	0	4	4	4	1	1	31
19	Andy Dudun	2	1	1	2	2	4	4	1
55	Jamie Hackel	4	1	1	2	4	1	2	7
39	Bill Warder	5	1	1	2	10	6	8	14
40	Scott Komer	6	0	2	2	0	0	0	28
8	Sean Holmes	1	0	0	0	0	0	0	1
56	Scott Self	1	0	0	0	2	2	2	1

#	GOALTENDERS	GP	MIN	W	L	GA	GAA	SV	SV%
90	Phil Wetherup	12	479:56	6	4	126	15.78	318	.716
48	Derek Collins	5	195:51	1	2	48	14.77	122	.717
40	Scott Komer	6	157:29	1	0	44	16.79	85	.659



YEAR-BY-YEAR STATS

REGULAR SEASON SCORING 2002

#	PLAYER	GP	G	A	PTS	PIM	SOG	S	LB
11	John Tavares	16	42	46	88	12	163	210	145
44	Mike Accursi	16	26	20	46	20	102	135	96
23	Pat McCready	16	16	24	40	13	55	68	173
36	Randy Mearns	15	14	24	38	4	50	62	66
42	Pat Maddalena	15	22	14	36	2	81	105	52
16	Rich Kilgour	15	6	22	28	29	38	59	53
22	Ryan Powell	11	13	13	26	5	55	70	52
3	Roy Colsey	6	11	8	19	4	67	89	35
27	Kyle Couling	16	4	15	19	34	12	19	94
32	Chris Langdale	16	3	14	17	32	11	18	60
25	Jonas Derks	5	11	4	15	4	24	32	2310
	Andy Ogilvie	7	3	12	15	16	12	17	69
24	Chris Seller	15	5	8	13	4	30	44	60
30	Steve Dietrich	15	0	12	12	0	0	0	156
13	Marc Landriault	1	2	4	6	0	5	7	4
26	Craig Gelsvik	12	1	4	5	32	4	4	66
15	Kevin Howard	5	1	3	4	2	17	22	10
18	Randy Fraser	4	1	1	2	4	6	8	16
55	Jamie Hackel	10	1	0	1	23	4	4	20
33	Ken Montour	6	0	1	1	0	0	0	24
9	Bob Henry	8	0	0	0	15	0	0	14
33	Chris Levis	10	0	0	0	0	0	0	29

#	GOALTENDERS	GP	MIN	W	L	GA	GAA	SV	SV%
30	Steve Dietrich	15	845:12	7	7	174	12.34	586	.771
33	Ken Montour	6	62:00	1	0	22	21.36	46	.676
33	Chris Levis	10	58:00	0	0	16	16.36	28	.636



YEAR-BY-YEAR STATS

REGULAR SEASON SCORING 2003

#	PLAYER	GP	G	A	PTS	PIM	SOG	S	LB
11	John Tavares	16	49	58	107	25	157	202	155
13	Jonas Derks	16	33	28	61	38	110	146	91
54	Jason Crosbie	16	25	35	60	14	87	118	103
44	Mike Accursi	15	35	20	55	18	134	176	85
84	Kerry Susheski	15	16	22	38	46	55	89	84
16	Rich Kilgour	16	8	26	34	10	45	69	64
9	Mark Steenhuis	15	16	17	33	35	59	78	128
23	Pat McCready	5	14	15	29	29	48	55	118
49	Aime Caines	15	14	14	28	10	59	87	54
12	Lindsay Plunkett	6	6	9	15	4	25	37	23
34	Duane Jacobs	7	5	7	12	6	21	32	16
30	Steve Dietrich	15	0	10	10	0	0	0	165
24	Chris Seller	14	2	6	8	16	15	23	90
26	Craig Gelsvik	15	0	6	6	41	2	2	64
32	Chris Langdale	14	1	5	6	22	7	7	57
10	Andy Ogilvie	10	1	5	6	56	8	9	55
27	Kyle Couling	15	1	3	4	25	7	12	82
3	Billy Dee Smith	7	2	1	3	46	5	8	24
47	Peter Tavares	2	1	2	3	0	9	12	6
19	Kelly Sullivan	3	2	0	2	4	6	9	9
18	Randy Fraser	3	0	1	1	2	0	1	10
2	Ray Guze	1	0	1	1	0	0	0	5
55	Jamie Hackel	7	0	1	1	35	3	4	22
31	Corey Quinn	7	0	1	1	5	0	0	31

#	GOALTENDERS	GP	MIN	W	L	GA	GAA	SV	SV%
30	Steve Dietrich	15	838:16	11	3	162	11.60	480	.747
31	Corey Quinn	7	121:35	1	1	25	12.18	77	.754

PLAYOFF SCORING 2003

#	PLAYER	GP	G	A	PTS	PIM	SOG	S	LB
11	John Tavares	2	5	8	13	0	19	27	16
54	Jason Crosbie	2	3	9	12	7	10	11	6
44	Mike Accursi	2	7	2	9	2	20	28	13
13	Jonas Derks	2	4	3	7	0	16	18	12
34	Duane Jacobs	2	3	2	5	0	6	10	5
49	Aime Caines	2	3	1	4	0	8	14	8
23	Pat McCready	2	1	3	4	2	7	10	13
84	Kerry Susheski	2	1	3	4	2	6	9	5
16	Rich Kilgour	2	1	2	3	4	2	5	6
26	Craig Gelsvik	2	0	3	3	2	1	1	7
9	Mark Steenhuis	2	1	1	2	2	6	7	24
27	Kyle Couling	2	0	2	2	0	2	2	12
24	Chris Seller	2	0	2	2	0	3	3	9
31	Corey Quinn	2	0	2	2	0	0	0	37
10	Andy Ogilvie	2	0	1	1	4	0	0	12
32	Chris Langdale	2	0	0	0	4	0	0	8
30	Steve Dietrich	1	0	0	0	0	0	0	0
18	Randy Fraser	2	0	0	0	4	0	0	4

#	GOALTENDERS	GP	MIN	W	L	GA	GAA	SV	SV%
30	Steve Dietrich	0	0:00	0	0	0	0.00	0	.000
31	Corey Quinn	2	118:14	1	0	24	12.18	83	.775



YEAR-BY-YEAR STATS

REGULAR SEASON SCORING 2004

#	PLAYER	GP	G	A	PTS	PIM	SOG	S	LB
11	John Tavares	16	49	44	93	25	159	212	118
44	Mike Accursi	16	26	28	54	18	122	167	87
13	Jonas Derks	15	24	30	54	6	96	133	88
9	Mark Steenhuis	16	27	17	44	20	75	98	129
19	Jason Clark	16	14	25	39	4	75	96	65
54	Jason Crosbie	16	19	19	38	14	74	99	81
23	Pat McCready	16	6	20	26	36	21	32	166
8	AJ Shannon	16	9	15	24	9	38	63	71
6	Neal Powless	11	9	10	19	4	35	47	28
49	Aime Caines	7	6	7	13	11	20	25	25
30	Steve Dietrich	12	0	12	12	0	0	0	47
84	Kerry Susheski	3	4	3	7	13	15	17	14
16	Rich Kilgour	13	1	6	7	22	6	9	51
20	Andy Ogilvie	3	2	3	5	34	3	5	24
3	Billy Dee Smith	15	2	2	4	56	8	12	40
63	Thomas Montour	3	1	3	4	0	8	5	17
27	Kyle Couling	12	0	4	4	17	0	1	45
85	Derek General	11	0	4	4	5	0	0	24
97	Bryan Kazarian	4	2	1	3	2	9	12	13
25	Drew Candy	11	2	1	3	54	6	6	15
33	Roy Colsey	2	1	1	2	2	9	18	10
90	Mike Hominuck	2	1	1	2	0	7	8	11
32	Chris Langdale	12	0	2	2	42	2	2	36
17	Kyle Laverty	13	0	2	2	63	1	1	33
18	Randy Fraser	6	0	1	1	15	2	2	12
22	Ryan Powell	1	0	1	1	2	0	1	5
10	Darren Mutch	6	0	0	0	14	3	3	20
31	Corey Quinn	3	0	0	0	0	0	0	0
26	Greg Floris	1	0	0	0	0	0	0	4

#	GOALTENDERS	GP	MIN	W	L	GA	GAA	SV	SV%
30	Steve Dietrich	12	483:29	5	4	91	11.30	313	.775
85	Derek General	11	488:03	3	4	106	13.04	316	.748

PLAYOFF SCORING 2004

#	PLAYER	GP	G	A	PTS	PIM	SOG	S	LB
11	John Tavares	3	7	13	20	4	24	33	21
13	Jonas Derks	3	9	6	15	2	18	23	9
44	Mike Accursi	3	6	7	13	2	30	37	16
9	Mark Steenhuis	3	7	4	11	2	27	32	36
54	Jason Crosbie	3	2	8	10	4	11	16	8
8	AJ Shannon	3	4	5	9	2	8	12	11
19	Jason Clark	3	3	2	5	0	7	8	6
97	Bryan Kazarian	3	1	4	5	2	6	7	10
23	Pat McCready	3	2	2	4	0	9	10	24
16	Rich Kilgour	3	1	3	4	8	1	1	11
6	Neal Powless	3	1	2	3	0	3	6	4
30	Steve Dietrich	3	0	3	3	0	0	0	7
17	Kyle Laverty	3	0	2	2	0	1	1	15
20	Andy Ogilvie	3	0	1	1	6	3	5	23
3	Billy Dee Smith	3	0	1	1	4	0	0	11
32	Chris Langdale	3	0	0	0	6	0	1	6
27	Kyle Couling	3	0	0	0	11	1	1	10
85	Derek General	3	0	0	0	0	0	0	0

#	GOALTENDERS	GP	MIN	W	L	GA	GAA	SV	SV%
30	Steve Dietrich	3	174:16	2	1	32	11.03	129	.801
85	Derek General	1	5:44	0	0	1	12.50	3	.750



YEAR-BY-YEAR STATS

REGULAR SEASON SCORING 2005

#	PLAYER	GP	G	A	PTS	PIM	PPG	SHG	GWG	LB	SHOTS	SPCT	SOG	FO
11	John Tavares	16	43	59	102	9	13	1	2	126	245	.176	184	0-0
15	Dan Teat	16	26	39	65	24	7	1	1	84	136	.191	105	1-5
9	Mark Steenhuis	16	34	28	62	23	1	3	1	141	145	.234	114	7-10
54	Jason Crosbie	14	20	30	50	10	5	0	1	69	69	.290	56	60-159
99	Delby Powless	13	20	24	44	4	2	0	2	57	104	.192	73	25-58
8	A.J. Shannon	16	25	15	40	8	6	0	3	78	132	.189	100	0-0
49	Amie Caines	13	13	15	28	10	3	0	0	33	67	.194	55	0-0
23	Pat McCready	7	16	23	44	0	0	0	0	77	30	.233	21	0-1
97	Bryan Kazarian	13	1	17	18	20	0	0	0	53	34	.029	26	0-0
90	Mike Hominuck	8	5	7	12	2	0	0	0	36	47	.106	33	0-0
7	Jon Harasym	7	4	7	11	4	1	0	0	43	32	.125	23	0-0
27	Kyle Couling	14	1	8	9	15	0	0	0	54	4	.250	3	0-1
63	Thomas Montour	4	4	4	8	2	0	0	0	24	23	.174	181	5-32
13	Jonas Derks	3	3	5	8	2	0	0	0	12	23	.130	18	7-13
17	Kyle Laverty	16	2	5	7	51	0	0	0	51	6	.333	6	0-0
16	Rich Kilgour	11	2	4	6	18	0	1	0	52	6	.333	3	41-132
5	Clay Hill	16	1	5	6	12	1	0	0	62	15	.067	15	3-11
85	Derek General	8	0	5	5	0	0	0	0	0	0	.000	0	0-0
3	Billy Dee Smith	16	3	1	4	60	0	1	1	37	11	.273	9	0-0
26	Greg Floris	6	1	2	3	6	0	0	0	18	1	1.000	1	0-0
30	Steve Dietrich	15	0	3	3	0	0	0	0	7	0	.000	0	0-0
25	Drew Candy	5	0	3	3	11	0	0	0	10	2	.000	1	0-1
14	Kyle Jamieson	4	1	1	2	0	0	0	0	19	1	1.000	1	4-13
19	Tyler Francey	9	1	0	1	30	0	0	0	38	2	.500	2	6-10
6	Chris White	7	0	1	1	17	0	0	0	22	0	.000	0	0-0

#	GOALTENDERS	GP	MIN	W	L	GA	GAA	SV	SV%
30	Steve Dietrich	15	450:00	9	4	137	10.96	511	.789
85	Derek General	8	409:00	2	1	46	13.19	117	.718

PLAYOFF SCORING 2005

#	PLAYER	GP	G	A	PTS	PIM	PPG	SHG	GWG	LB	SHOTS	SPCT	SOG	FO
9	Steenhuis, Mark	1	5	1	6	0	0	1	0	7	12	.417	9	0-0
8	Shannon, A.J.	1	3	2	5	0	1	0	0	10	7	.429	6	0-0
11	Tavares, John	1	2	3	5	0	1	0	0	9	18	.111	11	0-0
99	Powless, Delby	1	1	4	5	0	0	0	0	2	10	.100	6	0-0
23	McCready, Pat	1	1	2	3	2	1	0	0	9	2	.500	1	0-0
54	Crosbie, Jason	1	0	3	3	0	0	0	0	10	4	.000	1	9-27
15	Teat, Dan	1	1	1	2	0	1	0	0	3	5	.200	3	0-0
49	Caines, Aime	1	1	0	1	0	0	0	0	1	6	.167	4	0-0
63	Montour, Thomas	1	0	1	1	0	0	0	0	3	3	.00	1	0-0
3	Smith, Billy Dee	1	0	0	0	4	0	0	0	1	0	.000	0	0-0
5	Hill, Clay	1	0	0	0	0	0	0	0	5	0	.000	0	0-0
6	White, Chris	1	0	0	0	2	0	0	0	2	0	.000	0	0-0
16	Kilgour, Rich	1	0	0	0	0	0	0	0	2	1	.000	1	2-10
17	Laverty, Kyle	1	0	0	0	2	0	0	0	3	1	.000	1	0-0
27	Couling, Kyle	1	0	0	0	2	0	0	0	3	1	.000	0	0-0
30	Dietrich, Steve	1	0	0	0	0	0	0	0	0	0	.000	0	0-0
85	General, Derek	1	0	0	0	2	0	0	0	0	0	.000	0	0-0
97	Kazarian, Bryan	1	0	0	0	2	0	0	0	3	1	.000	1	0-0
7	Harasym, Jon	0	0	0	0	0	0	0	0	0	0	.000	0	0-0
19	Francey, Tyler	0	0	0	0	0	0	0	0	0	0	.000	0	0-0
25	Candy, Drew	0	0	0	0	0	0	0	0	0	0	.000	0	0-0
26	Floris, Greg	0	0	0	0	0	0	0	0	0	0	.000	0	0-0
90	Hominuck, Mike	0	0	0	0	0	0	0	0	0	0	.000	0	0-0
	xJamieson, Kyle	0	0	0	0	0	0	0	0	0	0	.000	0	0-0

#	GOALTENDERS	GP	MIN	W	L	GA	GAA	SV	SV%
30	Steve Dietrich	1	45:13	0	1	15	19.90	21	.583
85	Derek General	1	13:10	0	0	4	18.23	7	.636



YEAR-BY-YEAR STATS

REGULAR SEASON SCORING 2006

#	PLAYER	GP	G	A	PTS	PIM	PPG	SHG	GWG	LB	SHOTS	SPCT	SOG	FO
11	John Tavares	16	32	53	85	12	7	1	1	95	177	.181	133	0-0
9	Mark Steenhuis	15	34	23	57	22	8	4	4	144	181	.188	147	0-1
15	Dan Teat	15	27	29	56	10	11	0	2	50	102	.265	87	0-0
72	Cory Bomberry	15	21	27	48	22	11	0	2	89	91	.231	69	142-310
99	Delby Powless	15	12	33	45	10	1	2	0	64	91	.132	64	8-25
23	Pat McCready	15	11	15	26	36	0	2	0	154	49	.224	37	0-0
93	Kim Squire	12	13	10	23	12	3	0	1	43	92	.141	71	0-0
8	A.J. Shannon	9	7	16	23	2	2	1	0	44	47	.149	30	0-0
12	Lindsay Plunkett	7	9	9	18	4	2	0	1	21	52	.173	39	0-0
81	Roger Vyse	6	7	8	15	0	1	0	1	26	30	.233	24	0-0
54	Jason Crosbie	7	6	8	14	6	2	0	0	26	27	.222	18	13-51
7	Jon Harasym	9	3	7	10	6	2	0	0	29	26	.115	16	0-0
16	Rich Kilgour	15	2	7	9	8	0	1	0	62	7	.286	6	10-39
6	Chris White	16	0	8	8	51	0	0	0	58	5	.000	2	0-0
30	Steve Dietrich	15	0	7	7	0	0	0	0	13	0	.000	0	0-0
3	Billy Dee Smith	11	5	1	6	45	0	0	0	42	17	.294	15	0-0
27	Kyle Couling	14	2	4	6	26	0	0	0	64	12	.167	9	0-0
5	Clay Hill	11	2	3	5	4	0	0	0	52	11	.182	9	0-1
17	Kyle Laverty	16	0	5	5	46	0	0	0	74	6	.000	4	0-0
32	Chris Langdale	12	0	4	4	6	0	0	0	24	0	.000	0	0-0
97	Bryan Kazarian	11	0	4	4	10	0	0	0	44	11	.000	7	1-2
2	Troy Bonterre	7	0	2	2	38	0	0	0	22	3	.000	1	0-0
29	Ken Montour	4	0	2	2	0	0	0	0	1	0	.000	0	0-0
60	Ryan Avery	3	0	1	1	0	0	0	0	0	0	.000	0	0-0
77	Jeff Shattler	1	0	1	1	0	0	0	0	3	2	.000	2	0-0
12	Kyle Schmelzie	1	0	0	0	0	0	0	0	6	0	.000	0	0-0

#	GOALTENDERS	GP	MIN	W	L	GA	GAA	SV	SV%
30	Steve Dietrich	15	812:34	10	4	135	9.97	568	.808
29	Ken Montour	4	116:48	1	1	25	12.84	86	.775
60	Ryan Avery	3	30:00	0	0	6	12.00	24	.800

PLAYOFF SCORING 2006

#	PLAYER	GP	G	A	PTS	PIM	PPG	SHG	GWG	LB	SHOTS	SPCT	SOG	FO
99	Delby Powless	3	3	12	15	2	1	0	0	8	12	.250	9	0-0
72	Cory Bomberry	3	3	9	12	5	1	0	0	17	24	.125	16	28-60
11	John Tavares	3	7	4	11	0	1	1	0	13	25	.280	20	0-0
81	Roger Vyse	3	3	6	9	2	1	0	0	9	10	.300	8	0-0
9	Mark Steenhuis	3	5	3	8	0	0	0	2	17	37	.135	27	0-0
15	Dan Teat	3	5	3	8	2	1	1	0	16	20	.250	16	0-0
54	Jason Crosbie	3	3	4	7	0	1	0	0	7	13	.231	10	5-9
93	Kim Squire	3	2	2	4	10	0	0	0	7	19	.105	15	0-0
23	Pat McCready	3	1	3	4	0	0	0	0	27	12	.083	9	0-1
3	Billy Dee Smith	3	1	2	3	25	0	0	0	8	4	.250	4	0-0
2	Troy Bonterre	3	2	0	2	4	0	1	0	3	2	1.000	2	0-0
6	Chris White	3	0	2	2	10	0	0	0	11	1	.000	1	0-0
16	Rich Kilgour	3	0	2	2	4	0	0	0	8	1	.000	0	4-13
27	Kyle Couling	3	0	2	2	2	0	0	0	14	4	.000	2	0-0
30	Steve Dietrich	3	0	2	2	0	0	0	0	0	0	.000	0	0-0
17	Kyle Laverty	3	0	1	1	6	0	0	0	12	1	.000	1	0-0
32	Chris Langdale	3	0	0	0	2	0	0	0	3	0	.000	0	0-0
29	Ken Montour	1	0	0	0	0	0	0	0	0	0	.000	0	0-0

#	GOALTENDERS	GP	MIN	W	L	GA	GAA	SV	SV%
29	Ken Montour	1	17:47	0	1	2	6.75	12	.857
30	Steve Dietrich	3	162:13	2	0	34	12.58	127	.789



YEAR-BY-YEAR STATS

REGULAR SEASON SCORING 2007

#	PLAYER	GP	G	A	PTS	PIM	PPG	SHG	GWG	LB	SHOTS	SPCT	SOG	FO
11	John Tavares	15	42	61	103	6	9	2	5	77	161	.261	124	0-0
51	Kevin Dostie	16	29	33	62	15	4	1	3	96	157	.185	112	2-2
15	Dan Teat	16	20	30	50	14	8	0	1	64	113	.177	94	0-0
9	Mark Steenhuis	15	25	24	49	4	4	1	0	108	122	.205	192	2-14
72	Cory Bomberry	15	16	33	49	13	9	0	2	46	85	.188	58	94-171
99	Delby Powless	15	21	22	43	4	11	0	1	50	93	.226	68	9-21
26	Brett Bucktooth	11	12	14	26	14	1	1	0	57	69	.174	46	19-48
54	Jason Crosby	12	11	14	25	8	2	0	0	53	61	.180	44	57-145
81	Roger Vyse	12	12	12	24	0	2	0	0	46	77	.156	53	0-0
10	Pat McCready	13	5	18	23	25	0	0	0	126	33	.152	22	0-2
16	Rich Kilgour	13	4	8	12	10	0	0	0	34	6	.667	5	6-53
17	Kyle Laverty	15	4	6	10	66	1	0	0	81	9	.444	8	0-0
5	Clay Hill	16	1	7	8	4	0	0	0	60	13	.077	11	0-0
3	Billy Dee Smith	14	0	8	8	29	0	0	0	40	4	.000	4	0-1
6	Chris White	15	0	5	5	51	0	0	0	39	3	.000	3	0-1
30	Steve Dietrich	9	0	5	5	0	0	0	0	3	0	.000	0	0-0
18	Phil Sanderson	6	2	2	4	0	0	0	0	35	5	.400	5	0-1
19	Brenden Thenhaus	4	2	2	4	2	1	0	0	12	14	.143	12	0-0
27	Kyle Couling	16	1	3	4	26	0	0	0	77	6	.167	4	0-0
66	Mike Thompson	10	0	2	2	0	0	0	0	7	0	.000	0	0-0
21	Daryl Seymour	7	0	1	1	4	0	0	0	6	1	.000	0	0-0
2	Troy Bonterre	8	0	0	0	54	0	0	0	10	1	.000	1	0-0
86	Daniel Sams	1	0	0	0	0	0	0	0	0	0	.000	0	0-0

#	GOALTENDERS	GP	MIN	W	L	GA	GAA	SV	SV%
30	Steve Dietrich	9	431:22	5	2	83	11.54	290	.777
66	Mike Thompson	10	511:39	5	4	103	12.08	324	.759
86	Daniel Sams	1	15:00	0	0	2	8.00	7	.788

PLAYOFF SCORING 2007

#	PLAYER	GP	G	A	PTS	PIM	PPG	SHG	GWG	LB	SHOTS	SPCT	SOG	FO
11	John Tavares	2	5	5	10	2	0	0	1	12	24	.208	20	0-0
51	Kevin Dostie	2	5	3	10	0	2	0	0	10	25	.200	18	0-0
99	Delby Powless	2	2	6	8	2	0	0	0	9	14	.143	12	0-0
15	Dan Teat	2	2	3	5	0	1	0	0	10	15	.133	11	0-0
26	Brett Bucktooth	2	3	2	5	2	0	1	0	6	12	.250	9	0-0
72	Cory Bomberry	2	2	3	5	0	1	0	0	10	15	.133	10	10-20
56	Jason Crosby	2	3	1	4	0	0	1	0	5	14	.214	10	15-33
5	Clay Hill	2	1	3	4	0	0	0	0	14	1	1.000	1	0-0
6	Chris White	2	0	3	3	6	0	0	0	8	0	.000	0	0-0
9	Mark Steenhuis	2	2	1	3	2	0	0	0	13	20	.100	15	0-0
10	Pat McCready	2	1	1	2	2	0	0	0	11	4	.250	4	0-0
16	Rich Kilgour	2	1	1	2	0	0	1	0	10	2	.500	1	0-2
66	Mike Thompson	2	0	2	2	0	0	0	0	0	0	.000	0	0-0
18	Phil Sanderson	2	0	1	1	0	0	0	0	8	0	.000	0	1-2
3	Billy Dee Smith	2	0	0	0	2	0	0	0	6	0	.000	0	0-0
17	Kyle Laverty	2	0	0	0	2	0	0	0	12	1	.000	0	0-0
27	Kyle Couling	2	0	0	0	0	0	0	0	8	0	.000	0	0-0

#	GOALTENDERS	GP	MIN	W	L	GA	GAA	SV	SV%
66	Mike Thompson	2	119:36	1	1	21	10.54	90	.811
30	Steve Dietrich	0	0:00	0	0	0	0.00	0	.000



YEAR-BY-YEAR STATS

REGULAR SEASON SCORING 2008

#	PLAYER	GP	G	A	PTS	PIM	PPG	SHG	GWG	LB	SHOTS	SPCT	SOG	FO
11	John Tavares	16	29	58	87	23	11	4	1	91	153	.190	121	0-0
9	Mark Steenhuis	15	34	41	75	27	4	1	3	121	183	.186	145	0-0
99	Delby Powless	16	18	37	55	10	6	1	1	29	81	.222	63	0-0
72	Cory Bomberry	16	17	38	55	10	6	2	2	59	91	.187	58	94-207
81	Roger Vyse	14	14	21	48	4	9	0	0	48	113	.186	80	0-0
51	Kevin Dostie	10	22	14	36	11	5	0	1	34	104	.212	69	0-0
15	Dan Teat	12	11	23	34	2	2	0	0	38	77	.143	55	0-1
10	Pat McCready	15	8	15	23	44	1	1	0	121	42	.190	32	0-0
2	Ian Llord	15	5	12	17	26	0	0	0	71	14	.357	12	0-0
5	Clay Hill	16	7	5	12	4	0	0	0	85	36	.194	30	0-0
3	Billy Dee Smith	14	7	2	9	58	0	0	0	57	30	.223	20	0-1
44	Mike Accursi	4	6	3	9	0	1	0	0	17	37	.162	27	8-16
17	Kyle Laverty	16	2	7	9	70	1	1	1	63	5	.400	3	0-0
26	Brett Bucktooth	4	4	3	7	4	0	0	0	8	23	.174	16	0-0
6	Chris White	16	3	4	7	59	0	1	0	50	6	.500	4	0-0
18	Phil Sanderson	16	0	7	7	20	0	0	0	92	7	.000	4	31-112
12	Brandon Swamp	8	2	4	6	11	0	0	0	27	8	.250	8	0-0
4	Andrew Lazore	2	3	2	5	0	1	1	0	5	13	.231	9	0-0
24	Kyle Schmelzle	8	2	3	5	9	0	0	0	27	7	.286	5	0-0
16	Rich Kilgour	15	1	3	4	28	1	0	0	29	7	.143	5	1-21
20	Rusty Kruger	3	1	2	3	15	0	0	1	6	5	.200	4	0-0
29	Ken Montour	10	0	3	3	0	0	0	0	4	0	.000	0	0-0
66	Mike Thompson	11	0	2	2	2	0	0	0	5	0	.000	0	0-0
14	Joe Smith	2	0	1	1	0	0	0	0	0	0	.000	0	0-0
84	Brandon Francis	3	0	0	0	0	0	0	0	9	5	.000	3	31-83
86	Daniel Sams	1	0	0	0	0	0	0	0	1	0	.000	0	0-0

#	GOALTENDERS	GP	MIN	W	L	GA	GAA	SV	SV%
29	Ken Montour	10	480:45	4	5	82	10.23	346	.808
66	Mike Thompson	14	421:36	5	1	83	11.81	266	.762
86	Daniel Sams	1	60:00	1	0	8	8.00	60	.882

PLAYOFF SCORING 2008

#	PLAYER	GP	G	A	PTS	PIM	PPG	SHG	GWG	LB	SHOTS	SPCT	SOG	FO
11	John Tavares	3	5	14	19	0	0	0	0	22	20	.250	17	0-0
9	Mark Steenhuis	3	12	5	17	6	2	0	1	23	42	.286	31	0-0
44	Mike Accursi	3	7	10	17	4	0	0	0	14	30	.233	19	0-1
51	Kevin Dostie	3	9	5	14	2	1	0	2	11	28	.321	18	0-0
81	Roger Vyse	3	2	11	13	0	0	0	0	17	20	.100	8	0-0
26	Brett Bucktooth	3	5	4	9	2	0	2	0	19	17	.294	12	0-1
10	Pat McCready	3	0	8	8	19	0	0	0	23	5	.000	4	0-0
99	Delby Powless	3	2	3	5	4	0	0	0	2	7	.286	5	0-0
3	Billy Dee Smith	3	4	0	4	2	0	1	0	16	6	.667	4	0-3
72	Cory Bomberry	3	3	1	4	4	1	0	0	8	16	.063	9	8-36
17	Kyle Laverty	3	0	2	2	6	0	0	0	11	0	.000	0	0-0
2	Ian Llord	3	0	1	1	28	0	0	0	10	0	.000	0	0-0
5	Clay Hill	3	0	1	1	2	0	0	0	9	0	.000	0	0-0
6	Chris White	3	0	1	1	2	0	0	0	14	0	.000	0	0-0
18	Phil Sanderson	3	0	1	1	4	0	0	0	19	1	.000	0	11-45
66	Mike Thompson	2	0	1	1	0	0	0	0	0	0	.000	0	0-0
16	Rich Kilgour	3	0	0	0	0	0	0	0	7	2	.000	2	0-10
29	Ken Montour	1	0	0	0	0	0	0	0	0	0	.000	0	0-0

#	GOALTENDERS	GP	MIN	W	L	GA	GAA	SV	SV%
66	Mike Thompson	2	120:00	2	0	25	12.50	85	.773
29	Ken Montour	1	60:00	1	0	12	12.00	41	.774



YEAR-BY-YEAR STATS

REGULAR SEASON SCORING 2009

#	PLAYER	GP	G	A	PTS	PIM	PPG	SHG	GWG	LB	SHOTS	SPCT	SOG	FO
9	Mark Steenhuis	16	51	50	101	24	3	2	3	117	254	.201	186	0-0
11	John Tavares	16	51	43	94	6	15	1	3	98	143	.357	117	0-0
44	Mike Accursi	16	30	30	60	4	6	1	0	66	152	.197	108	0-0
72	Cory Bomberry	15	15	36	51	11	6	0	0	46	99	.15262	35-92	
81	Roger Vyse	15	27	19	46	0	6	0	2	57	107	.252	76	0-0
19	Sean Greenhalgh	15	15	22	37	0	2	1	0	51	114	.132	82	0-0
51	Kevin Dostie	14	8	18	26	4	1	1	1	28	51	.157	31	4-9
63	Thomas Montour	12	5	15	20	4	0	0	1	90	33	.152	25	0-0
10	Pat McCready	9	4	12	16	24	0	1	0	55	15	.267	11	0-0
28	Clay Hill	14	2	13	15	10	0	0	0	73	21	.095	19	0-0
8	Delby Powless	8	3	11	14	0	0	0	0	10	28	.107	22	0-0
3	Billy Dee Smith	13	5	7	12	33	0	0	0	47	16	.313	15	0-0
18	Phil Sanderson	16	1	11	12	15	0	0	0	137	4	.250	4	33-140
6	Chris White	16	0	8	8	47	0	0	0	66	3	.000	1	1-2
2	Ian Llord	14	1	6	7	23	0	0	0	50	7	.143	4	0-3
24	Kyle Schmelzle	10	2	4	6	6	0	0	0	46	4	.500	3	0-5
26	Brett Bucktooth	1	1	3	4	2	0	0	0	3	1	1.000	1	0-0
29	Ken Montour	12	0	4	4	0	0	0	0	0	0	.000	0	0-0
88	Cody Jacobs	2	1	2	3	0	1	0	0	5	10	.100	8	0-0
16	Rich Kilgour	6	0	3	3	5	0	0	0	19	0	.000	0	0-1
66	Mike Thompson	7	0	2	2	0	0	0	0	0	0	.000	0	0-0
14	Joe Smith	10	0	1	1	4	0	0	0	23	1	.000	0	0-0
84	Brandon Francis	9	0	1	1	40	0	0	0	32	0	.000	0	85-210
12	Brian Crosswell	4	0	0	0	42	0	0	0	6	6	.000	6	0-0

#	GOALTENDERS	GP	MIN	W	L	GA	GAA	SV	SV%
29	Ken Montour	12	651:46	8	3	104	9.57	451	.813
66	Mike Thompson	7	313:49	2	3	66	12.62	208	.759

PLAYOFF SCORING 2009

#	PLAYER	GP	G	A	PTS	PIM	PPG	SHG	GWG	LB	SHOTS	SPCT	SOG	FO
11	John Tavares	2	2	6	8	0	0	1	0	10	19	.105	10	0-0
9	Mark Steenhuis	2	4	2	6	2	0	0	1	6	33	.121	26	0-0
19	Sean Greenhalgh	2	2	3	5	0	0	0	0	7	15	.133	9	0-0
72	Cory Bomberry	2	1	4	5	2	0	0	0	2	9	.111	6	1-6
44	Mike Accursi	2	2	2	4	2	1	0	0	9	19	.105	11	0-0
51	Kevin Dostie	2	1	1	2	0	1	0	0	4	11	.091	8	0-0
10	Pat McCready	2	0	2	2	6	0	0	0	16	5	.000	3	0-0
24	Kyle Schmelzle	2	1	0	1	2	0	0	0	5	1	1.000	1	4-26
63	Thomas Montour	2	1	0	1	2	0	0	0	10	5	.200	3	0-0
3	Billy Dee Smith	2	0	1	1	4	0	0	0	8	1	.000	1	0-0
14	Joe Smith	2	0	1	1	2	0	0	0	6	0	.000	0	0-0
28	Clay Hill	2	0	1	1	0	0	0	0	8	2	.000	1	0-0
81	Roger Vyse	2	0	1	1	2	0	0	0	4	13	.000	10	0-0
2	Ian Llord	2	0	0	0	8	0	0	0	8	0	.000	0	0-0
6	Chris White	2	0	0	0	2	0	0	0	4	1	.000	1	0-1
18	Phil Sanderson	2	0	0	0	5	0	0	0	12	0	.000	0	2-6
29	Ken Montour	2	0	0	0	0	0	0	0	0	0	.000	0	0-0
66	Mike Thompson	1	0	0	0	0	0	0	0	0	0	.000	0	0-0
8	Delby Powless	0	0	0	0	0	0	0	0	0	0	.000	0	0-0
12	Brian Crosswell	0	0	0	0	0	0	0	0	0	0	.000	0	0-0
16	Rich Kilgour	0	0	0	0	0	0	0	0	0	0	.000	0	0-0
26	Brett Bucktooth	0	0	0	0	0	0	0	0	0	0	.000	0	0-0
84	Brandon Francis	0	0	0	0	0	0	0	0	0	0	.000	0	0-0

#	GOALTENDERS	GP	MIN	W	L	GA	GAA	SV	SV%
29	Ken Montour	2	104:24	1	1	16	9.20	74	.857
66	Mike Thompson	1	15:36	0	0	1	3.85	6	.822



YEAR-BY-YEAR STATS

REGULAR SEASON SCORING 2010

#	PLAYER	GP	G	A	PTS	PIM	PPG	SHG	GWG	LB	SHOTS	SPCT	SOG	FO
9	Mark Steenhuis	16	36	54	90	27	11	0	3	99	238	5.62	175	0-0
11	John Tavares	10	21	28	49	22	6	0	0	57	105	4.90	67	0-0
44	Mike Accursi	15	25	19	44	16	6	1	0	49	151	2.93	106	1-7
51	Kevin Dostie	13	16	17	33	0	6	0	0	43	86	2.54	66	2-6
26	Brett Bucktooth	16	16	11	27	13	3	2	0	63	61	1.69	49	0-0
81	Roger Vyse	8	9	18	27	4	0	2	0	31	59	3.38	45	0-0
5	Frank Resetarits	13	11	12	23	0	1	0	0	14	71	1.77	58	0-0
63	Tom Montour	14	9	12	21	26	0	2	0	112	27	1.50	24	0-12
22	Kyle Clancy	6	6	15	21	4	1	1	0	8	33	3.50	22	0-0
7	Jon Harasym	14	4	10	14	32	0	0	0	66	13	1.00	8	14-62
19	Sean Greenhalgh	6	3	9	12	5	0	0	0	13	38	2.00	19	0-0
15	Chris Corbeil	12	3	6	9	2	0	1	0	81	11	0.75	7	0-0
3	Billy Dee Smith	16	4	4	8	48	0	1	0	67	19	0.50	15	0-0
2	Ian Llord	12	1	7	8	53	0	0	0	44	6	0.67	6	0-0
65	Clay Hill	10	0	8	8	4	0	0	0	48	7	0.80	5	0-0
91	Darryl Gibson	11	0	8	8	21	0	0	0	35	3	0.73	3	0-0
23	Steve Priolo	9	0	7	7	22	0	0	0	22	2	0.78	2	0-1
24	Kyle Schmelzle	13	1	5	6	7	0	0	0	66	8	0.46	6	70-178
6	Chris White	14	0	6	6	13	0	0	0	67	4	0.43	3	0-0
93	Chris Driscoll	4	2	3	5	2	0	0	0	10	10	1.25	6	0-0
29	Ken Montour	7	0	4	4	0	0	0	0	7	0	0.57	0	0-0
66	Mike Thompson	8	0	4	4	0	0	0	0	3	0	0.50	0	0-0
18	AJ Shannon	3	1	2	3	2	0	0	0	7	17	1.00	14	0-0
84	Brandon Francis	10	1	2	3	53	0	0	0	13	8	0.30	7	56-138
55	Angus Goodleaf	4	0	2	2	2	0	0	0	2	0	0.50	0	0-0
14	Joe Smith	9	0	1	1	0	0	0	0	19	1	0.11	1	0-0
8	Delby Powless	1	0	0	0	0	0	0	0	3	3	0.00	2	0-0

#	GOALTENDERS	GP	MIN	W	L	GA	GAA	SV	SV%
66	Mike Thompson	11	387:03	5	1	64	9.92	271	.809
29	Ken Montour	7	385:33	2	4	70	10.89	260	.788
55	Angus Goodleaf	13	189:48	1	3	34	10.75	124	.785

PLAYOFF SCORING 2010

#	PLAYER	GP	G	A	PTS	PIM	PPG	SHG	GWG	LB	SHOTS	SPCT	SOG	FO
44	Mike Accursi	1	6	3	9	0	0	0	0	3	13	9.00	10	0-0
9	Mark Steenhuis	1	2	4	6	0	0	0	0	4	13	6.00	10	0-0
81	Roger Vyse	1	1	3	4	0	0	0	0	3	3	4.00	3	0-0
51	Kevin Dostie	1	0	4	4	0	0	0	0	6	2	4.00	1	0-0
26	Brett Bucktooth	1	2	1	3	0	0	0	0	1	8	3.00	4	0-0
11	John Tavares	1	0	2	2	0	0	0	0	5	9	2.00	8	0-0
7	Jon Harasym	1	0	1	1	0	0	0	0	6	1	1.00	1	0-0
3	Billy Dee Smith	1	0	1	1	2	0	0	0	6	0	1.00	0	0-0
15	Chris Corbeil	1	0	0	0	0	0	0	0	12	1	0.00	0	0-0
84	Brandon Francis	1	0	0	0	0	0	0	0	0	0	0.00	0	6-14
91	Darryl Gibson	1	0	0	0	0	0	0	0	5	0	0.00	0	0-0
55	Angus Goodleaf	1	0	0	0	0	0	0	0	0	0	0.00	0	0-0
65	Clay Hill	1	0	0	0	0	0	0	0	2	0	0.00	0	0-0
2	Ian Llord	1	0	0	0	0	0	0	0	1	0	0.00	0	0-0
63	Tom Montour	1	0	0	0	0	0	0	0	2	0	0.00	0	0-0
24	Kyle Schmelzle	1	0	0	0	0	0	0	0	6	0	0.00	0	7-14
66	Mike Thompson	1	0	0	0	2	0	0	0	7	0	0.00	0	0-0

#	GOALTENDERS	GP	MIN	W	L	GA	GAA	SV	SV%
66	Mike Thompson	1	55:02	0	1	13	14.17	29	.609
55	Angus Goodleaf	1	4:58	0	0	0	0.00	4	1.000



YEAR-BY-YEAR STATS

REGULAR SEASON SCORING 2011

#	PLAYER	GP	G	A	PTS	PIM	PPG	SHG	GWG	LB	SHOTS	SPCT	SOG	FO
11	John Tavares	16	32	46	78	10	4	1	3	59	172	4.88	131	0-0
9	Mark Steenhuis	16	22	39	61	18	6	2	1	82	175	3.81	122	0-0
17	Tracey Kelusky	16	21	33	54	11	3	0	2	54	137	3.38	102	1-1
20	Chad Culp	15	21	19	40	10	1	0	1	61	107	2.67	88	0-0
81	Roger Vyse	13	16	20	36	2	6	0	0	49	89	2.77	58	1-1
10	Brenden Thenhaus	16	17	18	35	8	0	0	1	42	86	2.19	64	0-0
26	Brett Bucktooth	15	12	19	31	12	4	0	0	45	109	2.07	80	0-0
63	Tom Montour	15	6	11	17	14	0	2	0	104	28	1.13	20	1-1
22	Kyle Clancy	9	5	7	12	4	0	0	0	14	37	1.33	25	0-0
15	Chris Corbeil	16	5	6	11	10	0	1	0	121	16	0.69	15	0-0
6	Chris White	16	0	11	11	14	0	0	0	84	4	0.69	3	2-2
4	Scott Self	15	2	8	10	36	0	0	1	77	14	0.67	9	8-20
5	Frank Resetarits	6	4	3	7	15	2	0	0	16	37	1.17	29	0-0
65	Clay Hill	16	1	6	7	21	0	0	1	43	6	0.44	4	0-1
75	Jay Thorimbert	14	1	5	6	0	0	0	0	81	18	0.43	12	84-170
23	Steve Priolo	14	0	6	6	38	0	0	0	44	6	0.43	5	0-0
7	Jon Harasym	15	2	2	4	36	0	0	0	65	13	0.27	10	4-13
84	Brandon Francis	15	1	3	4	70	0	0	0	14	15	0.27	11	114-184
88	Travis Irving	10	1	2	3	18	0	0	0	20	1	0.30	1	0-0
66	Mike Thompson	14	0	2	2	0	0	0	0	11	0	0.14	0	0-0
55	Angus Goodleaf	5	0	1	1	0	0	0	0	1	0	0.20	0	0-0
2	Ian Llord	10	0	1	1	4	0	0	0	32	1	0.10	1	0-0
0	Ben McCullough	1	0	0	0	7	0	0	0	2	0	0.00	0	0-0
98	Jimmy Purves	1	0	0	0	5	0	0	0	5	0	0.00	0	0-0
19	Darryl Gibson	8	0	0	0	8	0	0	0	24	0	0.00	0	0-0

#	GOALTENDERS	GP	MIN	W	L	GA	GAA	SV	SV%
66	Mike Thompson	16	763:13	10	3	123	9.67	450	.785
55	Angus Goodleaf	16	206:01	0	3	35	10.19	115	.767

PLAYOFF SCORING 2011

#	PLAYER	GP	G	A	PTS	PIM	PPG	SHG	GWG	LB	SHOTS	SPCT	SOG	FO
81	Roger Vyse	2	7	2	9	2	2	0	0	4	20	4.50	15	0-0
11	John Tavares	1	3	4	7	0	2	0	1	3	10	7.00	9	0-0
9	Mark Steenhuis	2	2	5	7	2	0	0	0	7	23	3.50	15	0-0
20	Chad Culp	2	3	3	6	0	0	0	0	9	13	3.00	9	0-0
63	Tom Montour	2	0	6	6	2	0	0	0	21	3	3.00	1	0-0
22	Kyle Clancy	1	4	1	5	0	0	0	0	3	8	5.00	7	0-0
17	Tracey Kelusky	2	2	3	5	0	0	0	0	10	14	2.50	7	0-0
26	Brett Bucktooth	2	0	4	4	0	0	0	0	3	14	2.00	9	0-0
65	Clay Hill	2	1	1	2	0	0	0	0	4	8	1.00	4	0-0
7	Jon Harasym	2	0	2	2	0	0	0	0	7	1	1.00	1	0-0
10	Brenden Thenhaus	2	0	2	2	0	0	0	0	13	6	1.00	5	0-0
55	Angus Goodleaf	1	0	1	1	0	0	0	0	0	0	1.00	0	0-0
15	Chris Corbeil	2	0	1	1	0	0	0	0	19	2	0.50	1	0-0
66	Mike Thompson	2	0	1	1	0	0	0	0	1	0	0.50	0	0-0
6	Chris White	2	0	1	1	6	0	0	0	8	0	0.50	0	0-0
19	Darryl Gibson	2	0	0	0	2	0	0	0	3	0	0.00	0	0-0
88	Travis Irving	2	0	0	0	0	0	0	0	5	0	0.00	0	0-0
2	Ian Llord	2	0	0	0	6	0	0	0	6	0	0.00	0	0-0
23	Steve Priolo	2	0	0	0	4	0	0	0	6	1	0.00	1	0-0
4	Scott Self	2	0	0	0	0	0	0	0	9	0	0.00	0	6-14
75	Jay Thorimbert	2	0	0	0	0	0	0	0	5	4	0.00	2	17-37

#	GOALTENDERS	GP	MIN	W	L	GA	GAA	SV	SV%
66	Mike Thompson	2	77:12	1	0	16	12.44	59	.787
55	Angus Goodleaf	2	42:48	0	1	6	8.41	22	.786



YEAR-BY-YEAR STATS

REGULAR SEASON SCORING 2012

#	PLAYER	GP	G	A	PTS	PIM	PPG	SHG	GWG	LB	SHOTS	SPCT	SOG	FO
11	John Tavares	16	41	39	80	8	21	0	3	53	149	5.00	113	0-0
15	Luke Wiles	16	39	31	70	4	18	3	1	71	190	4.38	146	0-1
9	Mark Steenhuis	16	27	35	62	38	1	3	1	75	109	3.88	86	0-1
27	Mat Giles	14	18	31	49	33	5	2	0	43	74	3.50	59	14-33
20	Chad Culp	16	16	30	46	24	4	0	0	59	102	2.88	73	0-0
33	Kevin Buchanan	15	10	19	29	0	0	2	1	63	135	1.93	81	0-0
17	Tracey Kelusky	12	12	16	28	2	1	1	0	37	88	2.33	71	0-0
81	Roger Vyse	9	10	13	23	0	1	0	1	21	55	2.56	36	0-0
4	Scott Self	16	6	11	17	8	1	0	0	78	11	1.06	11	1-11
63	Tom Montour	9	3	9	12	23	0	1	0	72	11	1.33	10	0-1
74	Jeremy Thompson	14	3	6	9	25	0	0	0	72	26	0.64	16	65-140
84	Brandon Francis	10	3	5	8	69	0	0	0	23	17	0.80	9	58-127
98	Jimmy Purves	12	4	3	7	18	1	0	0	41	17	0.58	8	0-0
7	Jon Harasym	16	0	7	7	35	0	0	0	52	4	0.48	3	1-3
6	Chris White	16	0	6	6	27	0	0	0	53	4	0.38	3	0-0
19	Darryl Gibson	8	0	5	5	21	0	0	0	19	0	0.63	0	0-0
23	Steve Priolo	12	2	3	5	35	0	0	0	34	6	0.42	4	0-0
2	Ian Llord	14	1	4	5	12	0	0	0	36	3	0.38	3	0-0
66	Mike Thompson	9	0	5	5	5	0	0	0	0	0	0.56	0	0-1
75	Jay Thorimbert	9	2	2	4	2	0	0	0	73	11	0.44	9	80-139
44	Anthony Cosmo	8	0	4	4	2	0	0	0	9	0	0.50	0	0-0
88	Travis Irving	8	0	3	3	57	0	0	0	11	0	0.38	0	0-0
77	Kyle Sweeney	5	0	2	2	4	0	0	0	20	2	0.40	2	2-2
3	Billy Dee Smith	15	1	1	2	54	0	0	0	40	9	0.13	6	1-1
5	Frank Resetarits	1	0	1	1	0	0	0	0	2	3	1.00	3	0-0
10	Mike McNamara	4	0	1	1	15	0	0	0	11	1	0.25	1	0-0
13	Jeff Cornwall	5	0	1	1	0	0	0	0	7	2	0.20	2	0-0
55	Angus Goodleaf	2	0	0	0	0	0	0	0	0	0	0.00	0	0-0

#	GOALTENDERS	GP	MIN	W	L	GA	GAA	SV	SV%
44	Anthony Cosmo	10	382:02	3	3	79	12.41	249	.759
66	Mike Thompson	16	525:45	4	4	109	12.44	333	.753
55	Angus Goodleaf	6	62:50	0	2	14	13.37	34	.708

PLAYOFF SCORING 2012

#	PLAYER	GP	G	A	PTS	PIM	PPG	SHG	GWG	LB	SHOTS	SPCT	SOG	FO
11	John Tavares	1	2	1	3	0	0	0	0	3	8	3.00	5	0-0
4	Scott Self	1	1	1	2	0	0	0	0	7	3	2.00	3	0-1
20	Chad Culp	1	0	2	2	0	0	0	0	10	3	2.00	3	0-0
17	Tracey Kelusky	1	1	1	2	0	0	0	0	4	13	2.00	12	0-0
33	Kevin Buchanan	1	0	1	1	0	0	0	0	9	6	1.00	3	0-0
27	Mat Giles	1	0	1	1	2	0	0	0	0	6	1.00	3	0-0
2	Ian Llord	1	0	1	1	0	0	0	0	2	0	1.00	0	0-0
15	Luke Wiles	1	1	0	1	0	0	0	0	1	9	1.00	8	0-0
81	Roger Vyse	1	0	1	1	0	0	0	0	4	1	1.00	0	0-0
9	Mark Steenhuis	1	1	0	1	0	0	0	0	10	6	1.00	4	0-0
19	Darryl Gibson	1	0	0	0	2	0	0	0	2	0	0.00	0	0-0
7	Jon Harasym	1	0	0	0	0	0	0	0	4	0	0.00	0	0-0
75	Jay Thorimbert	1	1	0	0	0	0	0	0	3	0	0.00	0	7-16
98	Jimmy Purves	1	0	0	0	0	0	0	0	3	1	0.00	1	0-0
6	Chris White	1	0	0	0	0	0	0	0	5	1	0.00	0	0-0
63	Tom Montour	1	0	0	0	0	0	0	0	17	1	0.00	0	0-0
3	Billy Dee Smith	1	0	0	0	10	0	0	0	3	0	0.00	0	0-0
10	Mike McNamara	1	0	0	0	0	0	0	0	5	0	0.00	0	0-0

#	GOALTENDERS	GP	MIN	W	L	GA	GAA	SV	SV%
44	Anthony Cosmo	1	60:00	0	1	7	7.00	48	.873
66	Mike Thompson	1	0:00	0	0	0	0.00	0	.000



REGULAR SEASON SCORING 2013

#	PLAYER	GP	G	A	PTS	PIM	PPG	SHG	GWG	LB	SHOTS	SPCT	SOG	FO
51	Shawn Williams	16	19	46	65	6	5	0	0	42	109	4.06	79	0-0
10	Aaron Wilson	16	23	23	46	4	7	1	0	53	137	2.88	103	0-0
92	Dhane Smith	15	24	20	44	4	3	0	2	42	153	2.93	113	0-0
11	John Tavares	12	14	25	39	6	7	0	0	38	95	3.25	69	0-0
9	Mark Steenhuis	16	13	26	39	29	0	1	0	71	93	2.44	62	0-0
28	Mike Hominuck	12	14	7	21	6	1	1	1	48	69	1.75	47	0-0
15	Luke Wiles	12	10	11	21	10	6	0	1	30	100	1.75	76	0-0
19	Chad Culp	11	7	14	21	11	1	0	0	54	61	1.75	43	0-0
13	David Brock	15	6	7	13	46	0	0	0	55	23	0.87	15	0-0
75	Jay Thorimbert	16	2	10	12	4	0	0	0	180	19	0.75	13	261-167
20	Derek Hopcroft	4	4	7	11	17	2	0	0	7	29	2.75	17	0-0
37	Nick Cotter	6	4	6	10	19	0	0	0	17	31	1.67	17	0-0
17	Tracey Kelusky	7	4	6	10	19	0	0	1	22	40	1.43	33	0-0
8	Kevin Brownell	7	2	6	8	0	0	1	0	19	13	1.14	7	0-0
90	James Rooney	3	3	4	7	2	1	0	0	6	8	2.33	7	0-0
23	Steve Priolo	16	2	5	7	46	0	0	0	76	14	0.44	11	0-0
4	Scott Self	10	4	2	6	4	0	1	1	32	6	0.60	5	4-8
66	Alexander Kedoh Hill	5	3	3	6	4	0	0	0	32	25	1.20	18	0-0
91	Jordan Critch	5	3	2	5	0	0	0	0	8	16	1.00	12	0-0
44	Anthony Cosmo	11	0	5	5	2	0	0	0	11	0	0.45	0	0-0
18	Glen Bryan	16	3	1	4	11	0	2	0	67	7	0.25	0	0-0
89	Carter Bender	3	1	2	3	0	0	0	0	2	11	1.00	7	0-0
38	Kurtis Wagar	6	0	3	3	0	0	0	0	3	0	0.50	0	0-0
98	Jimmy Purves	8	2	1	3	26	0	0	0	25	10	0.38	8	0-0
14	Mike McNamara	9	0	3	3	4	0	0	0	24	1	0.33	1	0-0
3	Billy Dee Smith	12	2	1	3	37	0	0	0	22	5	0.25	4	0-0
6	Derek Suddons	15	1	1	2	4	0	0	0	33	5	0.13	3	0-0
56	Drew Petkoff	3	0	2	2	0	0	0	0	9	0	0.67	0	0-0
7	Jon Harasym	12	1	1	2	11	0	0	0	28	2	0.17	2	0-0
97	Hayden Smith	4	0	1	1	4	0	0	0	7	1	0.25	1	
27	Mat Giles	2	0	0	0	2	0	0	0	6	9	0.00	5	14-33

#	GOALTENDERS	GP	MIN	W	L	GA	GAA	SV	SV%
44	Anthony Cosmo	16	628:21	4	4	140	13.37	423	.751
38	Kurtis Wagar	15	333:51	2	6	68	12.22	169	.713
38	Scott Komer	1	0:00	0	0	0	0.00	0	.000



BANDITS SINGLE GAME TEAM RECORDS

MOST

FEWEST

	BANDITS GOALS	
28 – March 2, 1996 vs. Charlotte		5 – (2x) Last: January 29, 2011 at Toronto
	OPPONENT GOALS	
23 – January 25, 1992 vs. Detroit (23-17)		4 – (2x) Last: March 21, 2009 vs. Portland (14-4)
	COMBINED GOALS	
47 – March 13, 1992 vs. Baltimore (27-20)		13 – January 29, 2011 at Toronto (5-8)
	BANDITS MARGIN OF VICTORY	
22 – March 2, 1996 vs. Charlotte (28-6)		1 (29x) Last: January 26, 2013 vs. Philadelphia (14-13)
	OPPONENT MARGIN OF VICTORY	
14 – April 6, 2013 at Minnesota (7-21)		1 – (29x) Last: April 20, 2013 at Rochester (10-9)
	BANDITS SHOTS ON GOAL	
77 – February 10, 2001 vs. Washington		33 – (2x) Last: March 24, 2012 at Calgary
	COMBINED SHOTS ON GOAL	
144 – January 4, 1992 vs. New York		67 – April 20, 2013 at Rochester
	BANDITS SHOTS ON GOAL IN ONE QUARTER	
30 – April 5, 2003 vs. New Jersey (2nd)		3 – (2x) Last: March 24, 2012 at Calgary (4th)
	COMBINED SHOTS ON GOAL IN ONE QUARTER	
42 – March 26, 2004 vs. Toronto (4th)		11 – January 4, 2003 vs. Albany (3rd)
	BANDITS SHOTS ON GOAL IN ONE HALF	
50 – April 5, 2003 vs. New Jersey (1st)		13 – (2x) Last: March 24, 2012 at Calgary (2nd)
	SHOTS ON GOAL ALLOWED IN ONE HALF	
45 – January 18, 1992 at New York (2nd)		12 – January 29, 1994 at New York (2nd)
	BANDITS GOALS IN ONE QUARTER	
12 – March 13, 1992 vs. Baltimore		0 – (31x) Last: April 13, 2013 at Washington (3rd)
	BANDITS GOALS IN ONE HALF	
17 – (2x) Last: Jan. 16, 2009 vs. Rochester (1st)		0 – April 16, 2010 at Orlando (2nd)
	GOALS ALLOWED BY BANDITS IN ONE QUARTER	
9 – (2x) Last: April 8, 2000 vs. Philadelphia		0 – (36x) Last: March 9, 2013 vs. Colorado (1st)
	GOALS ALLOWED BY BANDITS IN ONE HALF	
13 – (6x) Last: January 5, 2002 vs. Rochester		0 – April 22, 2007 vs. Minnesota

MOST PENALTY MINUTES BY THE OPPONENT

90 – March 21, 2009 vs. Portland

MOST PENALTY MINUTES COMBINED

153 – March 21, 2009 vs. Portland

LONGEST GAME

69:55 – April 28, 2012 at Washington

MARGIN OF SHOTS ON GOAL FAVORING THE BANDITS

27 – January 29, 1994 at New York (60-33)

MARGIN OF SHOTS ON GOAL FAVORING THE OPPONENT

35 – March 24, 2012 at Calgary

MOST PENALTY MINUTES BY THE BANDITS

83 – January 28, 2012 at Minnesota



2013 BANDITS BY PERIOD

GOALS BY PERIOD FOR (Regular Season)

DATE	OPPONENT	1	2	3	4	OT	T
1/11	@ Philadelphia	2	2	2	2	-	8
1/12	MINNESOTA	2	4	1	6	-	13
1/19	@ Rochester	3	4	3	4	-	14
1/26	PHILADELPHIA	3	5	4	2	-	14
2/2	TORONTO	1	4	3	4	-	12
2/9	ROCHESTER	0	2	2	3	-	7
2/16	@ Rochester	1	4	4	1	-	10
2/28	@ Toronto	4	2	2	7	-	15
3/1	PHILADELPHIA	2	4	3	1	-	10
3/9	COLORADO	3	1	2	0	-	6
3/16	@ Colorado	3	2	4	4	-	13
3/23	EDMONTON	2	2	2	1	-	7
3/29	@ Toronto	2	4	0	5	-	11
4/6	@ Minnesota	3	2	0	2	-	7
4/13	@ Washington	3	4	0	8	-	15
4/20	ROCHESTER	4	1	2	2	-	9
TOTALS		38	47	34	52	0	171

GOALS BY PERIOD AGAINST (Regular Season)

DATE	OPPONENT	1	2	3	4	OT	T
1/11	@ Philadelphia	3	5	3	2	-	13
1/12	MINNESOTA	3	5	1	3	-	12
1/19	@ Rochester	3	4	4	2	-	13
1/26	PHILADELPHIA	3	5	2	3	-	13
2/2	TORONTO	4	3	2	5	-	14
2/9	ROCHESTER	3	4	4	4	-	15
2/16	@ Rochester	1	2	2	1	-	6
2/28	@ Toronto	2	3	6	2	-	13
3/1	PHILADELPHIA	1	1	5	3	1	11
3/9	COLORADO	0	4	2	6	-	12
3/16	@ Colorado	2	5	3	6	-	16
3/23	EDMONTON	6	3	4	1	-	14
3/29	@ Toronto	4	3	7	4	-	18
4/6	@ Minnesota	3	7	5	6	-	21
4/13	@ Washington	3	1	2	4	-	10
4/20	ROCHESTER	4	3	2	1	-	10
TOTALS		45	58	54	53	1	211



2013 BANDITS BY PERIOD

SHOTS BY PERIOD FOR (Regular Season)

DATE	OPPONENT	1	2	3	4	OT	T
1/11	@ Philadelphia	11	11	13	16	-	51
1/12	MINNESOTA	15	12	15	16	-	58
1/19	@ Rochester	7	13	18	13	-	51
1/26	PHILADELPHIA	14	13	12	13	-	52
2/2	TORONTO	14	12	16	15	-	57
2/9	ROCHESTER	13	21	14	13	-	61
2/16	@ Rochester	12	15	13	11	-	51
2/28	@ Toronto	14	9	11	19	-	53
3/1	PHILADELPHIA	11	13	13	12	1	50
3/9	COLORADO	5	9	10	13	-	37
3/16	@ Colorado	11	11	11	12	-	45
3/23	EDMONTON	9	9	12	12	-	42
3/29	@ Toronto	9	13	7	16	-	45
4/6	@ Minnesota	13	11	12	11	-	47
4/13	@ Washington	11	18	8	15	-	52
4/20	ROCHESTER	9	5	12	9	-	35
TOTALS		178	195	197	216	1	787

SHOTS BY PERIOD AGAINST (Regular Season)

DATE	OPPONENT	1	2	3	4	OT	T
1/11	@ Philadelphia	12	19	12	17	-	60
1/12	MINNESOTA	11	12	8	9	-	40
1/19	@ Rochester	8	15	12	12	-	47
1/26	PHILADELPHIA	9	12	12	16	-	49
2/2	TORONTO	11	15	8	12	-	46
2/9	ROCHESTER	11	11	14	12	-	48
2/16	@ Rochester	15	14	17	14	-	60
2/28	@ Toronto	9	15	12	11	-	47
3/1	PHILADELPHIA	16	10	14	12	3	55
3/9	COLORADO	13	19	12	16	-	60
3/16	@ Colorado	11	16	12	12	-	51
3/23	EDMONTON	22	11	17	13	-	63
3/29	@ Toronto	17	14	15	7	-	53
4/6	@ Minnesota	11	13	10	15	-	49
4/13	@ Washington	8	11	12	12	-	43
4/20	ROCHESTER	8	10	8	6	-	32
TOTALS		192	217	195	196	3	803



BANDITS TEAM PLAYOFF RECORDS

MOST

FEWEST

BANDITS GOALS

22 – March 27, 1992 at Boston (22-16) 3 – May 9, 2009 at New York (3-9)

OPPONENT GOALS

26 – April 16, 1994 at Philadelphia (15-26) 7 – May 5, 2012 at Toronto (6-7)

COMBINED GOALS

41 – April 16, 1994 at Philadelphia (15-26) 12 – May 9, 2009 at New York (3-9)

BANDITS MARGIN OF VICTORY

9 – April 25, 2004 at Toronto (19-10) 1 – (4x) Last: April 30, 2011 vs. Boston (11-10)

OPPONENT MARGIN OF VICTORY

9 – April 16, 1994 at Philadelphia (15-26) 1 – (3x) Last: May 5, 2012 at Toronto (6-7)



SINGLE SEASON LEADERS

MOST GOALS

GOALS	PLAYER	YEAR
51	Mark Steenhuis	2009
51	John Tavares	2009
51	John Tavares	2001
49	John Tavares	2004
49	John Tavares	2003
47	Roy Colsey	2002
46	Shawn Williams	2001
43	John Tavares	2005
42	John Tavares	2002
42	John Tavares,	2007

MOST ASSISTS

ASSISTS	PLAYER	YEAR
164	John Tavares	2001
61	John Tavares	2007
59	John Tavares	2005
58	John Tavares	2008
58	John Tavares	2003
54	Mark Steenhuis	2010
53	John Tavares	2006
50	Mark Steenhuis	2009
49	John Tavares	2000
47	Derek Malawsky	2001

MOST POINTS

POINTS	PLAYER	YEAR
115	John Tavares	2001
107	John Tavares	2003
103	John Tavares	2007
102	John Tavares	2005
101	Mark Steenhuis	2009
94	John Tavares	2009
93	John Tavares	2004
90	Mark Steenhuis	2010
88	John Tavares	2002
87	John Tavares	2008

MOST PENALTY MINUTES

MINS	PLAYER	YEAR
70	Brandon Francis	2011
70	Kyle Laverty	2008
69	Brandon Francis	2012
66	Kyle Laverty	2007
63	Kyle Laverty	2004
60	Billy Dee Smith	2005
59	Andy Ogilvie	2000
59	Chris White	2008
58	Tom Phair	1997
58	Billy Dee Smith	2008
57	Travis Irving	2012
56	Billy Dee Smith	2004

MOST SHOTS ON GOAL

SHOTS	PLAYER	YEAR
207	Roy Colsey	2002
202	John Tavares	2003
186	Mark Steenhuis	2009
184	John Tavares	2005
176	Mike Accursi	2003
175	Mark Steenhuis	2010
163	John Tavares	2002
159	John Tavares	2004
147	Mark Steenhuis	2006
146	Luke Wiles	2012
146	Jonas Derks	2003

MOST HAT TRICKS

HAT TRICKS	PLAYER	YEAR
12	John Tavares	2004
12	Shawn Williams	2001
11	Mark Steenhuis	2009
10	John Tavares	2009
9	John Tavares	2005
9	John Tavares	2003
9	John Tavares	2001
8	Luke Wiles	2012
8	John Tavares	2007
8	John Tavares	2002
8	John Tavares	1996
8	John Tavares	1993

Five tied with seven

MOST LOOSE BALLS RECOVERED

BALLS	PLAYER	YEAR
180	Jay Thorimbert	2013
173	Pat McCready	2002
166	Pat McCready	2004
165	Steve Dietrich	2003
159	John Tavares	2001
156	Steve Dietrich	2002
155	John Tavares	2003
154	Pat McCready	2006
145	John Tavares	2002
144	Mark Steenhuis	2006
141	Mark Steenhuis	2005

MOST GAME WINNING GOALS

GOALS	PLAYER	YEAR
5	John Tavares	2007
3	John Tavares	2012
3	John Tavares	2011
3	John Tavares	2009
3	Mark Steenhuis	2009
3	Mark Steenhuis	2008
3	Mark Steenhuis	2007
3	Mark Steenhuis	2006
3	Mark Steenhuis	2004
3	John Tavares	2003
3	John Tavares	2000
3	John Tavares	1992

17 tied with two

MOST GAMES BY A GOALIE

GAMES	PLAYER	YEAR
16	Anthony Cosmo	2013
16	Mike Thompson	2007
15	Steve Dietrich	2006
15	Steve Dietrich	2005
15	Steve Dietrich	2003
15	Steve Dietrich	2002
14	Mike Thompson	2011
14	Steve Dietrich	2007
13	Angus Goodleaf	2010
12	Ken Montour	2009
12	Steve Dietrich	2004



SINGLE SEASON LEADERS

MOST MINUTES BY A GOALIE

MINS	PLAYER	YEAR
845	Steve Dietrich	2002
838	Steve Dietrich	2003
813	Steve Dietrich	2006
763	Mike Thompson	2011
750	Steve Dietrich	2005
651	Ken Montour	2009
628	Anthony Cosmo	2013
566	Pat O'Toole	1996
558	Matt Disher	2000
526	Mike Thompson	2012
511	Mike Thompson	2007
488	Derek General	2004

MOST SHOTS FACED BY A GOALIE

SHOTS	PLAYER	YEAR
894	Steve Dietrich	2003
760	Steve Dietrich	2002
703	Steve Dietrich	2006
648	Steve Dietrich	2005
573	Mike Thompson	2011
569	Derek General	2004
563	Anthony Cosmo	2013
562	Steve Dietrich	2004
555	Ken Montour	2009
532	Matt Disher	2000

MOST LOSSES BY A GOALIE

LOSSES	PLAYER	YEAR
7	Steve Dietrich	2002
5	Matt Disher	1999
5	Ken Montour	2008
4	Anthony Cosmo	2013
4	Mike Thompson	2012
4	Ken Montour	2010
4	Mike Thompson	2007
4	Steve Dietrich	2006
4	Steve Dietrich	2005
4	Derek General	2004
4	Steve Dietrich	2004
4	Phil Wetherup	2001

MOST WINS BY A GOALIE

WINS	PLAYER	YEAR
11	Steve Dietrich	2003
10	Mike Thompson	2011
10	Steve Dietrich	2006
9	Steve Dietrich	2005
8	Ken Montour	2009
7	Steve Dietrich	2002
7	Pat O'Toole	1996
6	Phil Wetherup	2001
6	Matt Disher	2000
6	Ross Cowie	1993

MOST GOALS BY A ROOKIE

GOALS	PLAYER	YEAR
26	Derek Keenan	1992
24	Dhane Smith	2013
23	Darris Kilgour	1992
22	Kevin Alexander	1992
21	John Tavares	1992
20	Delby Powless	2005
17	Ryan Powell	2001
15	D'Arcy Sweet	2000
13	Bob Hamley	1992
12	Brett Bucktooth	2007

MOST ASSISTS BY A ROOKIE

ASSISTS	PLAYER	YEAR
24	Delby Powless	2005
23	Derek Keenan	1992
23	Jim Veltman	1992
22	John Tavares	1992
20	Dhane Smith	2013
18	Ryan Powell	2001
17	Brian Hall	1992
16	Darris Kilgour	1992
15	AJ Shannon	2004
15	D'Arcy Sweet	2000
15	Bob Hamley	1992

MOST POINTS BY A ROOKIE

POINTS	PLAYER	YEAR
49	Derek Keenan	1992
44	Dhane Smith	2013
44	Delby Powless	2005
43	John Tavares	1992
39	Darris Kilgour	1992
35	Ryan Powell	2001
31	Jim Veltman	1992
30	D'Arcy Sweet	2000
28	Bob Hamley	1992
26	Brett Bucktooth	2007

MOST PENALTY MINS. BY A ROOKIE

MINS	PLAYER	YEAR
53	Tom Phair	1996
49	Darris Kilgour	1992
46	Billy Dee Smith	2003
35	Mike Mooradian	1992
27	Troy Cordingley	1993
26	John Tavares	1992
22	Steve Priolo	2010
21	D'Arcy Sweet	2000
21	Tyson Leies	1994
19	Adam Ogilvie	1999

NOTE:

1992-95 - 8-game regular season
 1996-97 - 10-game regular season
 1998-00 - 12-game regular season
 2000-01 - 14-game regular season
 2001-03 - 16-game regular season
 2003-04 - 18-game regular season
 2005-13 - 16-game regular season



ALL-TIME GOALTENDER STATS

BANDITS SINGLE-GAME INDIVIDUAL RECORDS

MOST GOALS:	8 7	Mark Steenhuis at Toronto John Tavares vs. Colorado Mark Steenhuis vs. Rochester John Tavares vs. Calgary John Tavares vs. Columbus Darris Kilgour at Ontario	February 20, 2009 March 24, 2007 March 25, 2006 January 25, 2003 January 6, 2001 February 21, 1998
MOST ASSISTS:	13 10	Mark Steenhuis vs. Toronto John Tavares vs. Minnesota John Tavares at Washington Derek Keenan vs. Baltimore	February 14, 2009* January 20, 2007 March 23, 2002 March 13, 1992
MOST POINTS:	17 14	Mark Steenhuis vs. Toronto Derek Malawsky vs. Philadelphia Derek Keenan vs. Baltimore	February 14, 2009* January 20, 2001 March 13, 1992
MOST PENALTY MINUTES:	37	Troy Bonterre at Rochester	April 14, 2007
MOST SHOTS ON GOAL:	20	John Tavares vs. Baltimore	March 3, 1998
MOST LOOSE BALLS RECOVERED:	29	Jim Veltman vs. Baltimore Jim Veltman vs. Philadelphia	January 23, 1993 Feb. 27, 1993
MOST SAVES:	60	Daniel Sams at Chicago	February 24, 2008
FEWEST SAVES:	22	Kurtis Wagar vs. Rochester	April 20, 2013

*- Indicates NLL Record

OPPOSING TEAM SINGLE-GAME INDIVIDUAL RECORDS

MOST GOALS:	8	Roy Colsey, New York Paul Gait, Detroit	April 7, 2001 January 25, 1992
MOST ASSISTS:	11	Garrett Billings, Toronto Derek Malawsky, Rochester	March 31, 2012 January 5, 2002
MOST POINTS:	15 13	Garrett Billings, Toronto Derek Malawsky, Rochester	March 31, 2012 January 5, 2002
MOST PENALTY MINUTES:	37	Geoff Snider, Philadelphia	February 24, 2007
MOST SHOTS ON GOAL:	19	Paul Gait, Detroit Lewis Ratcliff, Washington	January 25, 1992 April 28, 2012
MOST LOOSE BALLS RECOVERED:	28	Derek General, New Jersey	April 5, 2003



BANDITS YEAR - BY - YEAR LEADERS

YEAR

1992

1993

1994

1995

1996

1997

1998

1999

2000

2001

2002

2003

2004

2005

2006

2007

2008

2009

2010

2011

2012

2013

GOALS

Derek Keenan (26)

John Tavares (35)

John Tavares (27)

John Tavares (24)

John Tavares (41)

John Tavares (37)

Darris Kilgour (57)

John Tavares (33)

John Tavares (34)

John Tavares (51)

Roy Colsey (47)

John Tavares (49)

John Tavares (49)

John Tavares (43)

Mark Steenhuis (34)

John Tavares (42)

Mark Steenhuis (34)

Mark Steenhuis &
John Tavares (51)

Mark Steenhuis (36)

John Tavares (32)

John Tavares (41)

Dhane Smith (24)

ASSISTS

Derek Keenan &
Jim Veltman (23)

John Tavares (23)

Jim Veltman (24)

Jim Veltman (24)

John Tavares (40)

John Tavares (29)

Troy Cordingley (30)

John Tavares (34)

John Tavares (49)

John Tavares (64)

John Tavares (46)

John Tavares (58)

John Tavares (44)

John Tavares (59)

John Tavares (53)

John Tavares (61)

John Tavares (58)

Mark Steenhuis (50)

Mark Steenhuis (54)

John Tavares (46)

John Tavares (39)

Shawn Williams (46)

YEAR

1992

1993

1994

1995

1996

1997

1998

1999

2000

2001

2002

2003

2004

2005

2006

2007

2008

2009

2010

2011

2012

2013

POINTS

Derek Keenan (49)

John Tavares (58)

John Tavares (47)

John Tavares (45)

John Tavares (81)

John Tavares (66)

Darris Kilgour (66)

John Tavares (67)

John Tavares (83)

John Tavares (115)

John Tavares (88)

John Tavares (107)

John Tavares (93)

John Tavares (102)

John Tavares (85)

John Tavares (103)

John Tavares (87)

Mark Steenhuis (101)

Mark Steenhuis (90)

John Tavares (78)

John Tavares (80)

Shawn Williams (65)

PENALTY MINUTES

Darris Kilgour (49)

Darris Kilgour (31)

Darris Kilgour &
Tyson Leies (21)

Troy Cordingley (28)

Tom Phair (53)

Tom Phair (58)

Tom Phair (58)

Neil Doddridge (41)

Andy Ogilvie (59)

Andy Ogilvie (51)

Craig Gelsvik (42)

Andy Ogilvie (56)

Kyle Laverty (63)

Billy Dee Smith (60)

Chris White (51)

Kyle Laverty (66)

Kyle Laverty (70)

Brian Croswell (42)

Ian Llord &

Brandon Francis (53)

Brandon Francis (70)

Brandon Francis (69)

David Brock &
Steve Priolo (46)

LOOSE BALLS

Jim Veltman (111)

Jim Veltman (102)

Jim Veltman (130)

Jim Veltman (91)

Pat O'Toole (138)

John Tavares (104)

Pat O'Toole (81)

John Tavares (112)

John Tavares (105)

John Tavares (159)

Pat McCready (173)

Steve Dietrich (165)

Pat McCready (166)

John Tavares (126)

Pat McCready (154)

Pat McCready (126)

Mark Steenhuis &
Pat McCready (121)

Phil Sanderson (137)

Tom Montour (112)

Chris Corbeil (121)

Scott Self (78)

Jay Thorimbert (180)



ALL-TIME GOALTENDER STATS

(Ranked according to victories – playoff record in parentheses)

NAME	GP	MIN	GA	GAA	SV%	W	L	
Steve Dietrich	89	4,158	781	11.27	.779	47	24	(4-2)
Mike Thompson	89	2,924	439	11.25	.772	31	16	(4-2)
Ross Cowie	47	1,810	467	15.48	.708	17	13	(3-2)
Ken Montour	47	1,578	278	10.57	.799	16	13	(2-1)
Bill Gerrie	23	874	224	15.38	.702	11	4	(4-1)
Anthony Cosmo	26	1,010	219	12.89	.755	7	7	(0-1)
Matt Disher	17	889	236	15.93	.730	7	8	
Phil Wetherup	12	480	126	15.76	.716	6	4	
Pat O'Toole	26	1,124	244	13.02	.737	5	3	(2-1)
Marty O'Neill	13	546	133	14.62	.723	5	4	(0-1)
Derek General	32	697	152	13.08	.740	5	5	(0-1)
Kurtis Wagar	15	333	68	12.22	.713	2	6	
Daniel Sams	5	75	10	8.00	.870	1	0	
Scott Komer	6	157	44	16.78	.659	1	0	
Corey Quinn	18	121	25	12.36	.755	1	1	(1-1)
Chris Levis	13	89	26	22.92	.623	1	1	
Derek Collins	5	196	48	14.73	.718	1	2	
Angus Goodleaf	35	458	83	10.87	.767	1	8	
Ryan Avery	6	30	6	12.00	.800	0	0	(0-1)
Scott Komer	1	0	0	0.00	.000	0	0	



YEAR-BY-YEAR RESULTS

1992 RESULTS (2ND PLACE NATIONAL DIVISION)

NO.	DATE	H/A	OPP.	SCORE	W/L	REC	GOALIE(S)	ATT.	GWG
1	1/4	H	NY	17-21	L	0-1	Cowie Gerrie	9,052	B. Cummings
2	1/18	A	NY	16-19	L	0-2	Cowie Gerrie	11,297	Dumpson
3	1/25	H	DET	17-23	L	0-3	Cowie	13,581	Parke
4	2/8	A	PIT	23-13	W	1-3	Cowie Gerrie	6,844	Hamley
5	2/28	H	PHI	20-11	W	2-3	Gerrie	16,325	Alexander
6	3/7	A	DET	22-9	W	3-3	Gerrie	9,673	Alexander
7	3/13	H	BAL	27-20	W	4-3	Gerrie	16,325	Keenan
8	3/21	A	BOS	19-9	W	5-3	Cowie	8,233	Hiltz

1993 RESULTS (1ST PLACE NATIONAL DIVISION)

NO.	DATE	H/A	OPP.	SCORE	W/L	REC	GOALIE(S)	ATT.	GWG
1	1/9	A	PIT	17-10	W	1-0	Gerrie	5,354	Tavares
2	1/16	A	DET	18-14	W	2-0	Gerrie	6,532	Lay
3	1/23	H	BAL	23-13	W	3-0	Gerrie Cowie	16,325	Tavares
4	1/30	A	BOS	17-13	W	4-0	Gerrie Cowie	6,882	Cordingley
5	2/6	H	BOS	16-14	W	5-0	Cowie	16,325	Tavares
6	2/20	A	BAL	19-18+	W	6-0	Gerrie Cowie	7,916	Alexander
7	2/27	H	PHI	13-12	W	7-0	Cowie	16,325	Alexander
8	3/20	H	DET	20-14	W	8-0	Cowie	16,325	D. Kilgour

1994 RESULTS (1ST PLACE NATIONAL DIVISION)

NO.	DATE	H/A	OPP.	SCORE	W/L	REC	GOALIE(S)	ATT.	GWG
1	1/21	A	DET	17-16	W	1-0	Cowie	5,147	Cordingley
2	1/23	H	BAL	17-12	W	2-0	Cowie	16,284	Tavares
3	1/29	A	NY	18-10	W	3-0	Cowie Gerrie	10,375	Cochrane
4	2/5	H	PHI	15-11	W	4-0	Cowie	16,284	Hamley
5	2/19	H	BOS	10-14	L	4-1	Cowie Gerrie	16,284	Soudan
6	3/12	A	BOS	14-10	W	5-1	Cowie Gerrie	9,125	Tavares
7	3/19	A	PHI	12-16	L	5-2	Cowie Gerrie	17,380	Nostrant
8	3/26	H	DET	18-10	W	6-2	Gerrie	16,284	Hardill



YEAR-BY-YEAR RESULTS

1995 RESULTS (4TH PLACE)

NO.	DATE	H/A	OPP.	SCORE	W/L	REC	GOALIE(S)	ATT.	GWG
1	1/7	H	PHI	17-13	W	1-0	Cowie Gerrie	16,230	Laub
2	1/14	A	BOS	11-12+	L	1-1	Gerrie	5,966	Carmean
3	1/28	A	PHI	10-17	L	1-2	Gerrie Cowie	16,515	Martin
4	2/4	H	BOS	13-16	L	1-3	Gerrie Cowie	15,079	Blanchard
5	2/11	A	NY	16-13	W	2-3	Cowie Gerrie	8,131	Tavares
6	2/25	H	ROC	8-13	L	2-4	Gerrie Cowie	16,230	Lyons
7	3/4	H	BAL	23-12	W	3-4	Cowie	15,767	Cordingley
8	3/5	A	ROC	11-12	L	3-5	Cowie	7,383	Gait

1996 RESULTS (1ST PLACE)

NO.	DATE	H/A	OPP.	SCORE	W/L	REC	GOALIE(S)	ATT.	GWG
1	1/12	A	PHI	15-12	W	1-0	O'Toole	13,024	Phair
2	1/20	H	BAL	18-16	W	2-0	O'Toole Cowie	14,122	Phair
3	2/3	H	BOS	17-11	W	3-0	O'Toole	14,047	Cordingley
4	2/10	A	ROC	14-9	W	4-0	O'Toole	7,393	Henry
5	2/24	H	CHR	28-6	W	5-0	O'Toole	15,741	Cecconi
6	3/2	A	BAL	25-17	W	6-0	O'Toole	4,549	Tavares
7	3/9	A	BOS	13-12	W	7-0	O'Toole	8,567	Tavares
8	3/16	H	ROC	14-17	L	7-1	O'Toole	15,267	Soudan
9	3/22	A	NY	16-13	W	8-1	O'Toole Cowie	8,184	Hall
10	3/23	H	PHI	12-14	L	8-2	O'Toole	15,243	Gait

1997 RESULTS (T - 2ND PLACE)

NO.	DATE	H/A	OPP.	SCORE	W/L	REC	GOALIE(S)	ATT.	GWG
1	1/4	H	ROC	17-19	L	0-1	O'Toole Cowie	18,595	Mearns
2	1/18	H	BOS	15-13	W	1-1	O'Toole Cowie	16,380	R.Kilgour
3	1/25	A	BOS	15-16	L	1-2	O'Toole Cowie	5,463	Blanchard
4	2/7	A	BAL	22-15	W	2-2	O'Toole Cowie	5,009	Tavares
5	2/8	H	NY	16-14	W	3-2	Cowie	17,348	Dowling
6	2/15	A	ROC	16-15	W	4-2	Cowie O'Toole	6,751	Tavares
7	2/21	A	NY	16-18	L	4-3	Cowie	7,113	Seremet
8	3/15	H	PHI	8-16	L	4-4	O'Toole Cowie	18,595	Gait
9	3/22	A	PHI	14-13+	W	5-4	O'Toole Cowie	17,575	Dowling
10	3/29	H	BAL	19-14	W	6-4	O'Toole Cowie	16,747	Cecconi

* Overtime Decision



YEAR-BY-YEAR RESULTS

1998 RESULTS (T - 3RD PLACE)

NO.	DATE	H/A	OPP.	SCORE	W/L	REC	GOALIE(S)	ATT.	GWG
1	1/3	H	PHI	12-14	L	0-1	Cowie	11,402	Miller
2	1/17	H	NY	16-12	W	1-1	O'Toole	11,255	Luke
3	1/31	A	ROC	6-15	L	1-2	Cowie	7,353	Mearns
4	2/7	A	PHI	9-15	L	1-3	Cowie	15,065	Flynn
5	2/14	A	BAL	15-20	L	1-4	O'Toole	7,268	Gait
6	2/20	H	ROC	16-15+	W	2-4	Cowie	14,230	Tavares
7	2/21	A	ONT	15-17	L	2-5	Levis	5,841	Heardr
8	2/28	A	NY	14-13	W	3-5	Cowie	7,029	Cordingley
9	3/7	H	BAL	10-12	L	3-6	O'Toole	11,989	Knight
10	3/14	H	ONT	14-12	W	4-6	O'Toole	11,913	D. Kilgour
11	4/4	A	SYR	20-16	W	5-6	O'Toole	4,084	R. Kilgour
12	4/11	H	SYR	19-10	W	6-6	Cowie	12,745	D. Squire

+ Overtime Decision

1999 RESULTS (6TH PLACE)

NO.	DATE	H/A	OPP.	SCORE	W/L	REC	GOALIE(S)	ATT.	GWG
1	1/8	A	PHI	18-17+	W	1-0	Disher	14,348	Marechek
2	1/16	H	BAL	15-22	L	1-1	O'Neil	10,216	Martin
3	1/22	A	TOR	10-11	L	1-2	Disher	11,052	Williams
4	1/29	H	SYR	17-16	W	2-2	O'Neill	8,129	Panos
5	1/30	A	NY	12-11	W	3-2	Disher	7,826	R. Kilgour
6	2/5	H	PHI	11-13	L	3-3	O'Neill	9,205	Marechek
7	2/27	A	BAL	16-15	W	4-3	Disher	8,203	Tavares
8	3/6	H	NY	12-13	L	4-4	O'Neill	8,536	Panetta
9	3/20	H	ROC	11-17	L	4-5	Disher	11,020	Kruger
10	3/27	H	TOR	12-13+	L	4-6	O'Neill	10,723	Voltman
11	4/3	A	ROC	13-15	L	4-7	O'Neill	8,136	Hollenbeck
12	4/10	A	SYR	11-14	L	4-8	Disher	3,452	Gait

+ Overtime Decision



YEAR-BY-YEAR RESULTS

2000 RESULTS (2ND PLACE)

NO.	DATE	H/A	OPP.	SCORE	W/L	REC	GOALIE(S)	ATT.	GWG
1	1/8	H	TOR	14-17	L	0-1	Disher	7,457	Toll
2	1/29	H	SYR	22-21	W	1-1	Disher O'Neill	7,311	Accursi
3	2/5	H	ALB	21-17	W	2-1	Disher	6,742	Prat
4	2/12	A	PIT	14-17	L	2-2	Disher	5,218	Reese
5	2/18	H	ROC	18-14	W	3-2	Disher	7,393	Tavares
6	2/26	A	TOR	18-12	W	4-2	Disher	14,075	Malawsky
7	3/11	H	NY	19-18+	W	5-2	Disher	9,817	Tavares
8	3/18	A	ROC	13-16	L	5-3	Disher O'Neill	9,269	Teat
9	3/25	A	NY	21-16	W	6-3	Disher O'Neill	7,628	William
10	4/1	H	PHI	16-11	W	7-3	O'Neill	10,396	Tavares
11	4/8	A	PHI	11-22	L	7-4	O'Neill Disher	16,187	Marechek
12	4/15	A	ALB	15-13	W	8-4	Disher	5,428	Williams

+ Overtime Decision

2001 RESULTS (5TH PLACE)

NO.	DATE	H/A	OPP.	SCORE	W/L	REC	GOALIE(S)	ATT.	GWG
1	12/30	A	WSH	20-19	W	1-0	Wetherup Komer	2,778	Kilgour
2	1/6	H	CLB	23-10	W	2-0	Wetherup Komer	7,328	Sweet
3	1/20	H	PHI	26-18	W	3-0	Wetherup	8,261	Malawsky
4	1/27	H	TOR	13-14*	L	3-1	Wetherup	8,452	Stroup
5	2/3	H	OTT	25-14	W	4-1	Wetherup	8,111	Malawsky
6	2/10	H	WSH	17-21	L	4-2	Wetherup Komer	8,184	Sims
7	2/16	A	OTT	21-12	W	5-2	Komer	7,083	Warder
8	2/24	A	PHI	12-17	L	5-3	Wetherup Komer	16,566	Bergey
9	3/10	A	CLB	22-19	W	6-3	Komer Wetherup	6,923	Ogilvie
10	3/17	H	ALB	18-13	W	7-3	Wetherup Collins	7,620	Powell
11	3/25	H	ROC	9-10	L	7-4	Collins	8,333	C. Malwasky
12	3/30	A	ALB	17-14	W	8-4	Collins Wetherup	4,108	Williams
13	3/31	A	ROC	12-19	L	8-5	Collins Wetherup	11,016	Cordingley
14	4/7	A	NY	13-18	L	8-6	Collins Wetherup	4,625	Colsey

* Double Overtime Decision



YEAR-BY-YEAR RESULTS

2002 RESULTS (4TH PLACE, EAST DIVISION)

NO.	DATE	H/A	OPP.	SCORE	W/L	REC	GOALIE(S)	ATT.	GWG
1	11/24	H	WSH	17-15	W	1-0	Dietrich	6,718	McCready
2	12/1	H	MTL	17-18	L	1-1	Dietrich Levis	6,118	Kelusky
3	12/16	A	NY	16-13	W	2-1	Dietrich	3,000	Driscoll
4	1/5	H	ROC	11-22	L	2-2	Dietrich Levis	8,934	Soudan
5	1/18	A	CGY	13-12+	W	3-2	Dietrich	8,271	Tavares
6	1/25	A	PHI	7-8	L	3-3	Dietrich	11,785	Marechek
7	1/26	H	VAN	17-14	W	4-3	Dietrich	6,176	Maddalena
8	2/1	A	MTL	7-10	L	4-4	Dietrich	8,317	Dowling
9	2/2	H	CLB	12-8	W	5-4	Dietrich	8,826	Taylor
10	2/9	H	ALB	9-11	L	5-5	Dietrich Levis	7,136	Teat
11	2/16	A	CLB	12-10	W	6-5	Dietrich	3,874	Maddalena
12	2/22	H	PHI	19-14	W	7-5	Dietrich	7,526	Howard
13	2/23	A	ALB	14-15+	L	7-6	Dietrich	3,000	Teat
14	3/2	H	TOR	7-8	L	7-7	Dietrich	7,948	Manning
15	3/9	A	ROC	7-12	L	7-8	Dietrich Montour	9,724	Grant
16	3/23	A	WSH	23-22	W	8-8	Montour	3,000	Derks

+ Overtime Decision

2003 RESULTS (T-1 ST PLACE, CENTRAL DIVISION)

NO.	DATE	H/A	OPP.	SCORE	W/L	REC	GOALIE(S)	ATT.	GWG
1	1/4	H	ALB	11-10	W	1-0	Dietrich	5,713	Caines
2	1/11	H	CLB	20-6	W	2-0	Dietrich	5,633	Tavares
3	1/19	A	NJ	10-4	W	3-0	Dietrich	3,011	Caines
4	1/24	A	TOR	13-17	L	3-1	Dietrich	15,221	Manning
5	1/25	H	CGY	23-17	W	4-1	Dietrich	5,590	Tavares
6	2/1	A	CLB	19-16	W	5-1	Dietrich	3,615	Crosbie
7	2/8	A	TOR	14-8	W	6-1	Dietrich	8,414	Steenhuis
8	2/15	A	ALB	16-11	W	7-1	Dietrich	3,074	McCready
9	2/16	H	NY	16-10	W	8-1	Quinn	5,531	Steenhuis
10	3/7	H	ROC	12-10	W	9-1	Dietrich	8,124	Plunkett
11	3/15	A	PHI	12-15	L	9-2	Dietrich	15,097	Marechek
12	3/21	H	OTT	12-9	W	10-2	Dietrich	7,943	Susheski
13	3/22	A	OTT	11-9	W	11-2	Dietrich	4,512	Accursi
14	3/29	A	ROC	9-18	L	11-3	Dietrich Grant	10,379	Malawsky
15	4/5	H	NJ	19-12	W	12-3	Dietrich	7,957	Tavares
16	4/11	A	CGY	14-16	L	12-4	Quinn	13,859	Kelusky



YEAR-BY-YEAR RESULTS

2004 RESULTS (T-3RD PLACE, EAST DIVISION)

NO.	DATE	H/A	OPP.	SCORE	W/L	REC	GOALIE(S)	ATT.	GWG
1	1/3	H	ROC	12-11	W	1-0	Dietrich	8,595	Shannon
2	1/10	H	PHI	13-16	L	1-1	General Dietrich	7,403	Ratcliffe
3	1/16	A	VAN	15-16+	L	1-2	Dietrich	6,324	Gill
4	1/18	A	ANA	16-12	W	2-2	Dietrich General	4,102	Steenhuis
5	1/31	A	PHI	18-10	W	3-2	Dietrich	13,641	Derks
6	2/6	H	ROC	10-9	W	4-2	Dietrich	9,005	Powless
7	2/13	A	TOR	13-9	W	5-2	Dietrich General	15,107	Tavares
8	2/14	H	ANA	13-11	W	6-2	General	8,767	Steenhuis
9	2/21	A	PHI	12-8	W	7-2	General	13,686	Steenhuis
10	2/28	A	ROC	12-13+	L	7-3	General	9,815	Williams
11	3/05	H	TOR	11-13	L	7-4	General	9,299	Manning
12	3/13	H	ARZ	13-11	W	8-4	Dietrich General	9,230	Accursi
13	3/20	A	ROC	12-13+	L	8-5	General Dietrich	9,783	Malawsky
14	3/26	A	TOR	11-14	L	8-6	Dietrich	18,809	Sheareer
15	3/27	H	TOR	9-15	L	8-7	General Dietrich	10,599	Chapman
16	4/4	H	PHI	15-17	L	8-8	General Dietrich	8,537	Martin

+ Overtime Decision

2005 RESULTS (2ND PLACE, EAST DIVISION)

NO.	DATE	H/A	OPP.	SCORE	W/L	REC	GOALIE(S)	ATT.	GWG
1	1/13	A	TOR	13-11	W	1-0	Dietrich	15,104	Steenhuis
2	1/21	H	TOR	13-10	W	2-0	Dietrich	13,072	Plunkett
3	1/28	A	ROC	10-11+	L	2-1	Dietrich	11,121	Grant
4	2/10	H	POR	16-6	W	3-1	Dietrich Avery	10,395	Steenhuis
5	2/11	A	PHI	9-10	L	3-2	Dietrich	11,207	Cromwell
6	2/18	H	MIN	14-9	W	4-2	Dietrich Avery	12,455	Bomberry
7	3/4	H	MIN	8-11	L	4-3	Dietrich	10,961	Hall
8	3/11	H	TOR	8-10	L	4-4	Dietrich	14,064	Sanderson
9	3/18	A	ROC	14-13+	W	5-4	Dietrich	10,209	Squire
10	3/24	A	MIN	13-11	W	6-4	Montour Dietrich	9,553	Vyse
11	3/25	H	ROC	18-13	W	7-4	Dietrich Montour	13,722	Teat
12	3/31	A	SJS	11-9	W	8-4	Dietrich	5,143	Bomberry
13	4/1	A	ARZ	13-10	W	9-4	Dietrich	6,759	Teat
14	4/8	H	COL	14-12	W	10-4	Dietrich	11,895	Tavares
15	4/14	H	PHI	8-7	W	11-4	Dietrich Montour	10,379	Steenhuis
16	4/15	A	PHI	11-14	L	11-5	Montour	9,899	Greenhalgh

+ Overtime Decision



YEAR-BY-YEAR RESULTS

2006 RESULTS (1ST PLACE, EAST DIVISION)

NO.	DATE	H/A	OPP.	SCORE	W/L	REC	GOALIE(S)	ATT.	GWG
1	1/13	A	TOR	13-11	W	1-0	Dietrich	15,104	Steenhuis
2	1/21	H	TOR	13-10	W	2-0	Dietrich	13,072	Plunkett
3	1/28	A	ROC	10-11+	L	2-1	Dietrich	11,121	Grant
4	2/10	H	POR	16-6	W	3-1	Dietrich	10,395	Steenhuis
5	2/11	A	PHI	9-10	L	3-2	Avery	11,207	Cromwell
6	2/18	H	MIN	14-9	W	4-2	Dietrich	12,455	Bomberry
7	3/4	H	MIN	8-11	L	4-3	Avery	10,961	Hall
8	3/11	H	TOR	8-10	L	4-4	Dietrich	14,064	Sanderson
9	3/18	A	ROC	14-13+	W	5-4	Dietrich	10,209	Squire
10	3/24	A	MIN	13-11	W	6-4	Montour	9,553	Vyse
11	3/25	H	ROC	18-13	W	7-4	Dietrich	13,722	Teat
12	3/31	A	SJS	11-9	W	8-4	Montour	5,143	Bomberry
13	4/1	A	ARZ	13-10	W	9-4	Dietrich	6,759	Teat
14	4/8	H	COL	14-12	W	10-4	Dietrich	11,895	Tavares
15	4/14	H	PHI	8-7	W	11-4	Dietrich	10,379	Steenhuis
16	4/15	A	PHI	11-14	L	11-5	Montour	9,899	Greenhalgh

+ Overtime Decision

2007 RESULTS (2ND PLACE, EAST DIVISION)

NO.	DATE	H/A	OPP.	SCORE	W/L	REC	GOALIE(S)	ATT.	GWG
1	12/30	A	POR	10-11+	L	0-1	Thompson	8,437	Stapleford
2	1/12	H	NYT	14-16	W	1-1	Thompson	18,690	Tavares
3	1/13	A	COL	10-11+	L	1-2	Thompson	16,523	Carey
4	1/20	H	MIN	13-22	W	2-2	Thompson	12,883	Tavares
5	2/2	H	TOR	10-14	L	2-3	Thompson	13,659	Thompson
6	2/3	A	TOR	8-13	L	2-4	Dietrich	15,471	Benesch
7	2/11	A	CHI	12-11	W	3-4	Dietrich	5,010	Tavares
8	2/17	A	PHI	12-8	W	4-4	Dietrich	12,688	Powless
9	2/24	H	PHI	12-13	W	5-4	Dietrich	14,882	Iannucci
10	3/4	A	MIN	16-15	W	6-4	Dietrich	7,504	Dostie
11	3/17	A	NYT	11-8	W	7-4	Thompson	7,012	Teat
12	3/24	H	COL	15-19	W	8-4	Thompson	15,156	Tavares
13	3/31	H	CHI	10-15	W	9-4	Dietrich	16,228	Tavares
14	4/7	H	ARZ	5-15	W	10-4	Thompson	13,492	Dostie
15	4/13	H	ROC	10-14	L	10-5	Dietrich	15,334	Evans
16	4/14	A	ROC	8-14	L	10-6	Thompson	11,200	Hoar
							Sams		

+ Overtime Decision



YEAR-BY-YEAR RESULTS

2008 RESULTS (1ST PLACE, EAST DIVISION)

NO.	DATE	H/A	OPP.	SCORE	W/L	REC	GOALIE(S)	ATT.	GWG
1	1/11	H	ROC	9-12	L	0-1	Montour Thompson	18,670	Lyons
2	1/12	A	ROC	14-9	W	1-1	Thompson	10,939	Laverty
3	1/19	H	NYT	17-13	W	2-1	Thompson	11,878	Dostie
4	1/26	A	PHI	14-15+	L	2-2	Thompson	10,542	Bergey
5	2/8	A	CGY	17-9	W	3-2	Thompson Montour	10,922	Steenhuis
6	2/10	A	NYT	9-10+	L	3-3	Montour Thompson	6,742	Hall
7	2/15	A	TOR	8-11	L	3-4	Montour	14,611	Taylor
8	2/16	H	MIN	16-14	W	4-4	Montour	14,446	Bomberry
9	2/24	A	CHI	13-8	W	5-4	Sams	3,250	Kruger
10	3/1	H	PHI	21-12	W	6-4	Montour Thompson	13,720	Bomberry
11	3/8	H	MIN	11-7	W	7-4	Montour	12,313	Steenhuis
12	3/22	H	TOR	9-13	L	7-5	Montour Thompson	15,320	Sanderson
13	4/5	H	COL	12-11	W	8-5	Thompson	16,905	Powelss
14	4/12	A	ROC	6-11	L	8-6	Montour Thompson	10,517	Evans
15	4/19	H	CHI	13-9	W	9-6	Montour	13,633	Steenhuis
16	4/26	H	POR	14-10	W	10-6	Thompson	18,325	Tavares

+ Overtime Decision

2009 RESULTS (T-1ST PLACE, EAST DIVISION)

NO.	DATE	H/A	OPP.	SCORE	W/L	REC	GOALIE(S)	ATT.	GWG
1	1/3	H	PHI	15-11	W	1-0	Thompson	18,690	Steenhuis
2	1/10	A	TOR	8-6	W	2-0	Montour	15,923	Tavares
3	1/16	H	ROC	23-6	W	3-0	Montour	15,494	Montour
4	1/24	A	MIN	10-9	W	4-0	Thompson	11,458	Tavares
5	1/29	A	EDM	13-8	W	5-0	Montour	6,298	Steenhuis
6	2/6	A	PHI	11-13	L	5-1	Thompson	10,506	Shannon
7	2/14	H	TOR	25-10	W	6-1	Montour	18,690	Tavares
8	2/20	A	TOR	17-16+	W	7-1	Montour Thompson	12,844	Steenhuis
9	2/28	H	MIN	15-16	L	7-2	Montour	18,690	Marhol
10	3/14	A	ROC	14-15+	L	7-3	Montour Thompson	9,134	Evans
11	3/21	H	POR	14-4	W	8-3	Montour	17,822	Vyse
12	3/28	H	NYT	9-11	L	8-4	Thompson	18,550	Alrich
13	4/4	A	BOS	15-11	W	9-4	Montour	7,073	Dostie
14	4/10	H	ROC	13-9	W	10-4	Montour	17,118	Vyse
15	4/11	A	NYT	9-12	L	10-5	Thompson	6,222	McLellan
16	4/18	H	BOS	12-13+	L	10-6	Montour	18,527	Morris

+ Overtime Decision



YEAR-BY-YEAR RESULTS

2010 RESULTS (T - 3RD PLACE, EAST DIVISION)

NO.	DATE	H/A	OPP.	SCORE	W/L	REC	GOALIE(S)	ATT.	GWG
1	1/9	A	ROC	5-10	L	0-1	Montour	8,192	Gait
2	1/16	H	ROC	11-13	L	0-2	Montour	17,207	Gait
3	1/22	A	WAS	11-13	L	0-3	Montour Goodleaf	2,879	Wiles
4	1/23	A	EDM	7-11	L	0-4	Montour	7,102	Secore
5	1/30	H	MIN	11-7	W	1-4	Montour	15,636	Francis
6	2/6	H	TOR	10-14	L	1-5	Montour	14,467	Manning
7	2/13	A	PHI	13-11	W	2-5	Goodleaf Thompson	7,723	Harasym
8	2/27	H	PHI	11-15	L	2-6	Goodleaf	15,336	McGlone
9	3/6	H	ORL	12-10	W	3-6	Montour	16,184	Dostie
10	3/12	A	TOR	11-10+	W	4-6	Thompson	8,567	Tavares
11	3/13	A	BOS	9-8+	W	5-6	Thompson	9,062	Tavares
12	3/27	A	ROC	14-7	W	6-6	Thompson	10,652	Bucktooth
13	4/3	H	COL	11-12+	L	6-7	Goodleaf Thompson	16,951	Carlson
14	4/10	H	TOR	13-10	W	7-7	Thompson	18,575	Accursi
15	4/16	A	ORL	7-9	L	7-8	Thompson	7,399	Powell
16	4/24	H	BOS	13-10	W	8-8	Thompson	18,480	Steenhuis

2011 RESULTS (1ST PLACE, EAST DIVISION)

NO.	DATE	H/A	OPP.	SCORE	W/L	REC	GOALIE(S)	ATT.	GWG
1	1/8	A	CGY	9-10	L	0-1	Thompson	9,590	Snider
2	1/15	A	PHI	9-6	W	1-1	Thompson	7,764	Kelusky
3	1/22	H	TOR	15-14+	W	2-1	Thompson	16,685	Self
4	1/29	A	TOR	5-8	L	2-2	Goodleaf	10,812	Doyle
5	2/4	H	MIN	15-12	W	3-2	Thompson	15,001	Tavares
6	2/12	A	PHI	16-7	W	4-2	Thompson	9,649	Kelusky
7	2/19	H	PHI	9-10	L	4-3	Goodleaf	15,344	Westervelt
8	3/5	H	ROC	11-8	W	5-3	Thompson	18,690	Tavares
9	3/6	A	BOS	9-8	W	6-3	Thompson	8,524	Hill
10	3/12	H	BOS	12-10	W	7-3	Thompson	16,347	Tavares
11	3/27	A	MIN	12-9	W	8-3	Thompson	9,294	Thenhaus
12	4/2	H	WAS	9-10+	L	8-4	Goodleaf Thompson	18,690	Sedgwick
13	4/8	A	TOR	11-8	W	9-4	Thompson	15,084	Culp
14	4/9	A	ROC	9-8	W	10-4	Thompson	9,216	Steenhuis
15	4/16	H	BOS	9-16	L	10-5	Thompson Goodleaf	17,318	Cotter
16	4/23	H	ROC	9-15	L	10-6	Goodleaf Thompson	18,690	Hall

+ Overtime Decision



YEAR-BY-YEAR RESULTS

2012 RESULTS (4TH PLACE, EAST DIVISION)

NO.	DATE	H/A	OPP.	SCORE	W/L	REC	GOALIE(S)	ATT.	GWG
1	1/14	H	TOR	14-10	W	1-0	Thompson	16,356	Wiles
2	1/21	A	ROC	12-9	W	2-0	Thompson	9,776	Vyse
3	1/27	H	PHI	10-13	L	2-1	Thompson	14,492	Westervelt
4	1/28	A	MIN	11-19	L	2-2	Thompson Goodleaf	8,232	Crawford
5	2/4	H	WAS	10-11+	L	2-3	Thompson	14,577	Duch
6	2/12	A	PHI	13-14	L	2-4	Thompson Goodleaf	8,119	Westervelt
7	3/3	H	COL	13-16	L	2-5	Cosmo	15,845	Hopcroft
8	3/10	A	ROC	10-13	L	2-6	Thompson Cosmo	7,254	Powless
9	3/16	A	TOR	21-14	W	3-6	Thompson Cosmo	12,153	Tavares
10	3/17	H	MIN	13-10	W	4-6	Thompson	15,003	Tavares
11	3/24	A	CGY	6-17	L	4-7	Cosmo Thompson	7,687	M. Carnegie
12	3/31	H	TOR	9-15	L	4-8	Thompson Cosmo	17,322	Billings
13	4/7	H	PHI	17-7	W	5-8	Cosmo	15,060	Steenhuis
14	4/14	A	EDM	8-11	L	5-9	Thompson Cosmo	6,897	Small
15	4/21	H	ROC	14-9	W	6-9	Cosmo	18,690	Buchanan
16	4/28	A	WAS	17-16+	W	7-9	Cosmo	3,770	Tavares

+ Overtime Decision

2013 RESULTS (4TH PLACE, EAST DIVISION)

NO.	DATE	H/A	OPP.	SCORE	W/L	REC	GOALIE(S)	ATT.	GWG
1	1/11	A	PHI	8-13	L	0-1	Wagar Cosmo	9,096	Crotty
2	1/12	H	MIN	13-12	W	1-1	Wagar Cosmo	15,238	Smith
3	1/19	A	ROC	14-13	W	2-1	Cosmo	7,834	Kelusky
4	1/26	A	PHI	14-13	W	3-1	Cosmo	13,808	Wiles
5	2/2	H	TOR	12-14	L	3-2	Cosmo	14,918	Doyle
6	2/9	H	ROC	7-15	L	3-3	Cosmo Wagar	14,833	Keogh
7	2/16	A	ROC	10-6	W	4-3	Cosmo	9,156	Smith
8	2/28	A	TOR	15-13	W	5-3	Cosmo	8,213	Self
9	3/1	H	PHI	10-11+	L	5-4	Cosmo	14,036	Westervelt
10	3/9	H	COL	6-12	L	5-5	Cosmo Wagar	16,428	McBride
11	3/16	A	COL	13-16	L	5-6	Cosmo Wagar	15,511	Dalgarno
12	3/23	H	EDM	7-14	L	5-7	Wagar Cosmo	16,629	Knight
13	3/29	A	TOR	11-18	L	5-8	Cosmo Wagar	11,546	Beirnes
14	4/6	A	MIN	7-21	L	5-9	Wagar Cosmo	10,167	Tao
15	4/13	A	WAS	15-10	W	6-9	Wagar	3,442	Hominuck
16	4/20	H	ROC	9-10	L	6-10	Wagar	19,070	Keogh

+ Overtime Decision



BANDITS CAREER LEADERS (PLAYOFFS)

GAMES PLAYED

PLAYER	GAMES
John Tavares	33
Rich Kilgour	25
Mark Steenhuis	20
Pat McCready	16
Billy Dee Smith	16
Chris White	15
Darris Kilgour	13
Kyle Couling	12
Roger Vyse	12
Brian Hall	11

GOALS

PLAYER	GOALS
John Tavares	77*
Mark Steenhuis	41
Mike Accursi	30
Darris Kilgour	23
Kevin Dostie	15
Troy Cordingley	14
Jonas Derks	13
Bob Hamley	13
Rich Kilgour	13
Roger Vyse	13

ASSISTS

PLAYER	ASSISTS
John Tavares	106*
Darris Kilgour	32
Mike Accursi	26
Rich Kilgour	26
Mark Steenhuis	26
Delby Powless	25
Jim Veltman	25
Jason Crosbie	24
Roger Vyse	24
Pat McCready	21

WINS

PLAYER	WINS
Steve Dietrich	4
Bill Gerrie	4
Mike Thompson	4
Ross Cowie	3
Ken Montour	2
Pat O'Toole	2
Corey Quinn	1

PENALTY MINUTES

PLAYER	MINUTES
Darris Kilgour	65
Billy Dee Smith	53
Ian Llord	40
Pat McCready	31
Chris White	30
John Tavares	27
Rich Kilgour	26
Brian Hall	24
Jim Veltman	19
Kyle Couling	17

LOOSE BALLS

PLAYER	BALLS
John Tavares	242
Mark Steenhuis	140
Jim Veltman	133
Pat McCready	123
Rich Kilgour	89
Darris Kilgour	77
Brian Hall	69
Mike Accursi	67
Billy Dee Smith	59
Chris White	57

POINTS

PLAYER	POINTS
John Tavares	183*
Mark Steenhuis	67
Mike Accursi	56
Darris Kilgour	55
Rich Kilgour	39
Roger Vyse	37
Jim Veltman	34
Troy Cordingley	31
Kevin Dostie	30
Bob Hamley	30

Bold indicates current Bandits player

* NLL record

SAVES

PLAYER	SAVES
Steve Dietrich	277
Mike Thompson	269
Ross Cowie	202
Bill Gerrie	185
Ken Montour	127
Pat O'Toole	115
Corey Quinn	83
Anthony Cosmo	48

FACEOFFS WON

PLAYER	FOW
Rich Kilgour	352
Darris Kilgour	255
Rob Kirkby	225
Tom Phair	179
Brian Silcott	176
Cory Bomberry	161
Kevin Alexander	137
Delby Powless	68
Shaydon Santos	51

GAME WINNING GOALS

PLAYER	GWG
Mark Steenhuis	6
John Tavares	4
Darris Kilgour	3
Kevin Dostie	2
Mike Accursi	1
Kevin Alexander	1
Dean Ceconi	1
Brian Hall	1
Jim Veltman	1



BANDITS PLAYOFF HISTORY

1992

DIVISION SEMIFINALS

March 27

Attendance: Boston 16 at Buffalo 22
15,603
Game MVP: John Tavares, Buffalo
GWG: Jim Veltman
Goaltender: Bill Gerrie
Buffalo Goals: John Tavares - 6
Kevin Alexander - 4, Brian Hall - 3
Derek Keenan - 2, Darris Kilgour - 2
Jim Veltman - 2, Jim Bissell - 1
Bob Hamley - 1, Bill O'Hanlon - 1

DIVISION FINALS

April 4

Attendance: Buffalo 19 at Detroit 16
4,136
Game MVP: Bill Gerrie, Buffalo
GWG: Kevin Alexander
Goaltender: Bill Gerrie
Buffalo Goals: Bob Hamley - 4, Derek Keenan - 3
Kevin Alexander - 2, Jim Bissell - 2
Brian Hall - 2, Darris Kilgour - 2
Bill Meagher - 2, John Tavares - 2

MILL CHAMPIONSHIP

April 11

Attendance: Buffalo 11 at Philadelphia 10 (OT)
13,017
Game MVP: John Tavares, Buffalo
GWG: John Tavares
Goaltenders: Bill Gerrie (w), Ross Cowie
Buffalo Goals: John Tavares - 4
Kevin Alexander - 2, Tom Emmick - 1
Bob Hamley - 1, Derek Keenan - 1
Darris Kilgour - 1, Jim Veltman - 1

1993

DIVISION FINALS

April 3

Attendance: Boston 10 at Buffalo 12
16,325
Game MVP: Derek Keenan, Buffalo
GWG: Brian Hall
Goaltender: Ross Cowie
Buffalo Goals: Derek Keenan - 4
Kevin Alexander - 2, Stu Aird - 1
Troy Cordingley - 1, Tom Emmick - 1
Brian Hall - 1, Bob Hamley - 1
Rich Kilgour - 1

MILL CHAMPIONSHIP

April 10

Attendance: Philadelphia 12 at Buffalo 13
16,325
Game MVP: John Tavares, Buffalo
GWG: Darris Kilgour
Goaltender: Ross Cowie
Buffalo Goals: John Tavares - 4
Kevin Alexander - 2, Darris Kilgour - 2
Rich Kilgour - 2, Troy Cordingley - 1
Bob Hamley - 1, Derek Keenan - 1

1994

DIVISION FINALS

April 9

Attendance: Detroit 10 at Buffalo 16
15,836
Game MVP: Darris Kilgour, Buffalo
GWG: Darris Kilgour
Goaltender: Bill Gerrie
Buffalo Goals: Bob Hamley - 3, John Tavares - 3
Darris Kilgour - 2, Tyson Leies - 2
Brian Nikula - 2, Stu Aird - 1
Troy Cordingley - 1
Rich Kilgour - 1, Jim Veltman - 1

MILL CHAMPIONSHIP

April 16

Attendance: Philadelphia 26 at Buffalo 15
16,284
Game MVP: Paul Gait, Philadelphia
GWG: Paul Gait
Goaltenders: Bill Gerrie, Ross Cowie
Buffalo Goals: John Tavares - 3, Jim Veltman - 3
Bob Hamley - 2, Darris Kilgour - 2
Tyson Leies - 2, Stu Aird - 1
Troy Cordingley - 1, Glen Lay - 1

1995

MILL SEMIFINALS

March 25

Attendance: Philadelphia 19 at Buffalo 16
10,557
Game MVP: Gary Gait, Philadelphia
GWG: Steve Govett
Goaltenders: Ross Cowie, Bill Gerrie
Buffalo Goals: Troy Cordingley - 3
Derek Laub - 2, John Tavares - 2
Brian Hall - 2, Jim Veltman - 2
Dean Ceccconi - 2, Jamie Batley - 1
Stu Aird - 1, Darris Kilgour - 1



1996

MILL SEMIFINALS

April 6

Attendance: 14,435
Game MVP: Travis Kilgour, Buffalo
GWG: John Tavares
Goaltender: Pat O'Toole
Buffalo Goals: Travis Kilgour - 4, John Tavares - 3, Darris Kilgour - 3, Mark Cochrane - 1, Mike Hasen - 1, Rich Kilgour - 1, Brian Hall - 1, Ted Dowling - 1, Jason Luke - 1, Troy Cordingley - 1, Dean Ceccconi - 1

MILL CHAMPIONSHIP

April 12

Attendance: 16,230
Game MVP: Pat O'Toole, Buffalo
GWG: Dean Ceccconi
Goaltender: Pat O'Toole
Buffalo Goals: Troy Cordingley - 3, Jason Luke - 3, Ted Dowling - 2, Travis Kilgour - 2, Steve Fannell - 1, John Tavares - 1, Rich Kilgour - 1, Darris Kilgour - 1, Dean Ceccconi - 1

1997

MILL SEMIFINALS

April 5

Attendance: 12,155
Game MVP: Ross Cowie, Buffalo
Goaltender: Ross Cowie
GWG: Darris Kilgour
Buffalo Goals: Ted Dowling - 4, Jason Like - 3, John Tavares - 3, Peter Parke - 2, Darris Kilgour - 2, Bill Callan - 2, Dean Ceccconi - 1, Brian Hall - 1, Rich Kilgour - 1

MILL CHAMPIONSHIP

April 12

Attendance: 18,055
Game MVP: Steve Dietrich, Rochester
Goaltender: Ross Cowie
GWG: Paul Gait
Buffalo Goals: John Tavares - 4, Peter Parke - 2, Tom Phair - 1, Mike Hasen - 1, Rich Kilgour - 1, Darris Kilgour - 1, Dean Ceccconi - 1, Bill Callan - 1, John Tavares - 1, Jonas Derks - 1, Kerry Susheski - 1

1998

MILL SEMIFINALS

April 18

Attendance: 9,795
Game MVP: Dallas Eliuk, Philadelphia
GWG: Michael Busza
Goaltender: Pat O'Toole
Buffalo Goals: Darris Kilgour - 4, Troy Cordingley - 3, Travis Kilgour - 2, John Tavares - 2, Rich Kilgour - 1

2000

NLL SEMIFINALS

April 21

Attendance: 7,873
Game MVP: John Grant, Rochester
GWG: John Grant
Goaltender: Matt Disher, Marty O'Neill
Buffalo Goals: Chris Prat - 3, Craig Stevenson - 3, John Tavares - 2, Mike Accursi - 2, Derek Malawsky - 1

2003

NLL QUARTERFINALS

April 19

Attendance: 6,761
GWG: Mark Steenhuis, Buffalo
Goaltender: Corey Quinn
Buffalo Goals: John Tavares - 4, Jonas Derks - 3, Mike Accursi - 3, Jason Crosbie - 2, Pat McCready - 1, Duane Jacobs - 1, Mark Steenhuis - 1, Rich Kilgour - 1

NLL SEMIFINALS

April 26

Attendance: 8,834
Game MVP: Curt Malawsky, Rochester
GWG: John Grant
Goaltender: Corey Quinn
Buffalo Goals: Mike Accursi - 4, Aime Caines - 3, Duane Jacobs - 2, Jason Crosbie - 1, John Tavares - 1, Jonas Derks - 1, Kerry Susheski - 1



BANDITS PLAYOFF HISTORY

2004

NLL QUARTERFINALS

April 17 Buffalo 13 at Rochester 9
Attendance: 7,029
Game MVP: Mark Steenhuis, Buffalo
GWG: Mark Steenhuis
Goaltender: Steve Dietrich
Buffalo Goals: Mark Steenhuis - 5, Jonas Derks - 4
John Tavares - 2, Jason Crosbie - 1
Jason Clark - 1

NLL SEMIFINALS

April 25 Buffalo 19 at Toronto 10
Attendance: 14,618
Game MVP: Steve Dietrich, Buffalo
GWG: Mike Accursi
Goaltender: Steve Dietrich
Buffalo Goals: Jonas Derks - 4, AJ Shannon - 4
Mike Accursi - 3, John Tavares - 2
Jason Clark - 2, Bryan Kazarian - 1
Mark Steenhuis - 1, Jason Crosbie - 1
Rich Kilgour - 1

NLL FINALS

May 7 Buffalo 11 at Calgary 14
Attendance: 19,289
Game MVP: Curtis Palidwor, Calgary
GWG: Jesse Phillips
Goaltender: Steve Dietrich
Buffalo Goals: John Tavares - 3, Mike Accursi - 3
Pat McCready - 2, Jonas Derks - 1
Mark Steenhuis - 1, Neal Powless - 1

2005

NLL SEMIFINALS

April 23 Rochester 19 at Buffalo 14
Attendance: 10,014
Game MVP: Mark Steenhuis, Buffalo
GWG: John Grant
Goaltenders: Steve Dietrich, Derek General
Buffalo Goals: Mark Steenhuis - 5, AJ Shannon - 3,
John Tavares - 3, Dan Teat - 1,
Pat McCready - 1, Aime Caines - 1,
Delby Powless - 1

2006

NLL QUARTERFINALS

April 23 Minnesota 10 at Buffalo 11
Attendance: 8,110
Game MVP: John Tavares, Buffalo
GWG: Mark Steenhuis
Goaltender: Steve Dietrich
Buffalo Goals: John Tavares - 3, Mark Steenhuis - 2,
Dan Teat - 2, Pat McCready - 1,
Cory Bomberry - 1, Kim Squire - 1,
Delby Powless - 1

NLL SEMIFINALS

April 29 Rochester 10 at Buffalo 15
Attendance: 10,897
Game MVP: Steve Dietrich, Buffalo
GWG: Mark Steenhuis
Goaltender: Steve Dietrich
Buffalo Goals: John Tavares - 3, Mark Steenhuis - 2,
Dan Teat - 2, Jason Crosbie - 2,
Cory Bomberry - 2, Roger Vyse - 2,
Billy Dee Smith - 1, Delby Powless - 1

NLL FINALS

May 13 Colorado 16 at Buffalo 9
Attendance: 16,104
Game MVP: Gavin Prout, Colorado
GWG: Gavin Prout
Goaltender: Steve Dietrich, Ken Montour
Buffalo Goals: Troy Bonterre - 2, Mark Steenhuis - 1,
John Tavares - 1, Dan Teat - 1,
Jason Crosbie - 1, Roger Vyse - 1,
Kim Squire - 1, Delby Powless - 1

2007

NLL QUARTERFINALS

April 22 Minnesota 8 at Buffalo 14
Attendance: 9,003
Game MVP: John Tavares, Buffalo
GWG: John Tavares
Goaltender: Michael Thompson
Buffalo Goals: John Tavares - 3, Kevin Dostie - 2,
Dan Teat - 2, Jason Crosbie - 2
Clay Hill - 1, Pat McCready - 1
Brett Bucktooth - 1, Delby Powless - 1

NLL SEMIFINALS

April 27 Buffalo 13 at Rochester 14
Attendance: 8,558
Game MVP: Mike Accursi, Rochester
GWG: John Grant
Goaltender: Michael Thompson
Buffalo Goals: John Tavares - 2, Mark Steenhuis - 2,
Brett Bucktooth - 2, Kevin Dostie - 2
Cory Bomberry - 2, Rich Kilgour - 1
Delby Powless - 1, Jason Crosbie - 1



2008

NLL QUARTERFINALS

May 2
Philadelphia 12 at Buffalo 14
Attendance: 9,344
Game MVP: Michael Thompson, Buffalo
GWG: Kevin Dostie
Goaltender: Michael Thompson
Buffalo Goals: Mike Accursi – 4, Kevin Dostie – 3, Billy Dee Smith – 2, Delby Powless – 2, John Tavares – 1, Brett Bucktooth – 1
Cory Bomberry – 1

NLL SEMIFINALS

May 10
New York 12 at Buffalo 19
Attendance: 11,012
Game MVP: Mark Steenhuis, Buffalo
GWG: Ken Montour
Goaltender: Mark Steenhuis
Buffalo Goals: Mark Steenhuis – 7, Brett Bucktooth – 3, Kevin Dostie – 3, John Tavares – 2, Mike Accursi – 2, Billy Dee Smith – 1
Roger Vyse – 1

NLL FINALS

May 17
Portland 13 at Buffalo 14
Attendance: 18,690
Game MVP: Mark Steenhuis
GWG: Mark Steenhuis
Goaltender: Michael Thompson
Buffalo Goals: Mark Steenhuis – 5, Kevin Dostie – 3, John Tavares – 2, Billy Dee Smith – 1, Brett Bucktooth – 1, Mike Accursi – 1
Roger Vyse – 1

2009

NLL QUARTERFINALS

May 2
Boston 8 at Buffalo 11
Attendance: 13,343
Game MVP: Mark Steenhuis, Buffalo
GWG: Mark Steenhuis
Goaltender: Ken Montour
Buffalo Goals: Mark Steenhuis – 4, John Tavares – 2, Sean Greenhalgh – 1, Kyle Schmelzle – 1, Thomas Montour – 1, Mike Accursi – 1
Cory Bomberry – 1

NLL SEMIFINALS

May 19
Buffalo 3 at New York 9
Attendance: 5,644
Game MVP: Matt Vinc, New York
GWG: Brendan Mundorf
Goaltender: Ken Montour
Buffalo Goals: Kevin Dostie – 1, Sean Greenhalgh – 1
Mike Accursi – 1

2010

NLL QUARTERFINALS

May 6
Buffalo 11 at Toronto 13
Attendance: 9,367
Game MVP: Stephan LeBlanc, Toronto
GWG: Stephan LeBlanc
Goaltenders: Mike Thompson, Angus Goodleaf
Buffalo Goals: Mike Accursi – 6, Mark Steenhuis – 2, Brett Bucktooth – 2, Roger Vyse – 1

2011

NLL QUARTERFINALS

April 30
Boston 10 at Buffalo 11
Attendance: 11,273
Game MVP: Roger Vyse, Buffalo
GWG: John Tavares
Goaltender: Mike Thompson
Buffalo Goals: Roger Vyse – 4, John Tavares – 3, Mark Steenhuis – 2, Tracey Kelusky – 1, Chad Culp – 1

NLL SEMIFINALS

May 7
Toronto 12 at Buffalo 11
Attendance: 12,349
Game MVP: Garrett Billings, Toronto
GWG: Garrett Billings
Goaltenders: Mike Thompson, Angus Goodleaf
Buffalo Goals: Kyle Clancy – 4, Roger Vyse – 3, Chad Culp – 2, Tracey Kelusky – 1, Clay Hill – 1

2012

NLL QUARTERFINALS

May 5
Buffalo 6 at Toronto 7
Attendance: 9,472
Game MVP: Brenden Thenhaus
GWG: Anthony Cosmo
Goaltender: John Tavares – 2, Tracey Kelusky – 1, Scott Self – 1, Mark Steenhuis – 1, Luke Wiles – 1



ALL-TIME DRAFT SELECTIONS

1991

PLAYER	ROUND	NUMBER	POSITION	FROM
Darris Kilgour	1		F	Nazareth College
John Zulberti	2		F	Syracuse University
Jacob Lazore	3		F	Nazareth College
Darren Mutch	4		F	Niagara University
Ross Cowie	5		G	Brock University

1992

PLAYER	ROUND	NUMBER	POSITION	FROM
Tom Marachek	1	6	F	Syracuse University
Troy Cordingley	2	12	F	Lakehead University
Miles General	3	18	F	Six Nations (OLA Jr. A)
Randy Mearns	4	24	F	Canisius College
Marty Calder	5	30	F	Brock University

1993

PLAYER	ROUND	NUMBER	POSITION	FROM
Gil Nieuwendyk	1	6	F	Barrie, Ontario
Andy Shaughnessy	2	12	F	Sir Sanford Fleming
Tyson Leies	3	18	F	Victoria (WLA)
Jeff Hardill	4	24	F	U. of Ottawa
Jamie Grimoldby	5	30	F	Georgian

1994

PLAYER	ROUND	NUMBER	POSITION	FROM
Rodd Squire	1	5	F	Six Nations (OLA Jr. A)
Grant Johnston	2	11	F	Brock University
Travis Kilgour	3	17	F	St. Catharines (OLA Jr. A)
Jamie Batley	3	18	F	UMBC
Mika Hasen	4	23	F	Brock University
Kevin Haynes	5	29	F	Loyola College

1995

PLAYER	ROUND	NUMBER	POSITION	FROM
Jason Luke	1	3	F	St. Catharines (OLA Jr. A)
Shaydon Santos	2	9	F	Brock University
John Grant, Jr.	3	15	F	Peterborough (OLA Jr. A)
Tracey Kelusky	4	21	F	Peterborough (OLA Jr. A)
Brian Beisel	5	27	F	Brampton (OLA Major)

1996

PLAYER	ROUND	NUMBER	POSITION	FROM
Mike Murray	1		F	Brampton (OLA Major)
Rusty Kruger	2		F	Orangeville (OLA Jr. A)
Gary Scott	3		F	Orangeville (OLA Jr. A)
Jim Rankin	4		G	Orangeville (OLA Jr. A)
Ryan Sanderson	5		F	Rochester Institute of Technology



ALL-TIME DRAFT SELECTIONS

1997

PLAYER	ROUND	NUMBER	POSITION	FROM
Casey Zaph	1	7	F	Peterborough (OLA Major)
Marty O'Brien	1	8	F	Whitby (OLA Jr. A)
Bob Henry	2	15	F	Six Nations (OLA Major)
Gary Scott	3	23	F	Orangeville
Clay Squire	4	31	F	Six Nations (OLA Major)
Sean Howe	5	39	F	St. Catharines (OLA Jr. A)
Cort Knodel	6	47	F	Canisius College
Chris Clark	7	55	F	Michigan State University
Chris Levis	8	63	G	Six Nations (OLA Jr. A)
Jeff Hanson	9	71	F	Burnaby (WLA Jr. A)

1998

PLAYER	ROUND	NUMBER	POSITION	FROM
Matt Disher	1	7	G	New Westminster (WLA Major)
John Fay	2	12	F	Duke University
Ryan McDermott	3	18	F	Nazareth College
D'Arcy Sweet	4	25	F	Butler University
Rich Schwanke	5	32	F	Hobart College
John Lipinski	5	33	F	St. Catharines (OLA Jr. A)
Andy Ogilvie	6	40	F	Coquitlam (WLA Major)
Jamie Bowen	7	47	F	North Shore (WLA Major)
Tim Bomberry	8	54	F	Six Nations (OLA Major)
Scott Komer	9	61	F	Burlington (OLA Jr. A)

1999

PLAYER	ROUND	NUMBER	POSITION	FROM
Todd Richard	2	10	F	University of Hartford
Pat Maddelena	2	14	F	Burlington (OLA Jr. A)
Trent Hill	3	19	F	Six Nations (OLA Jr. A)
Adam Pascal	3	20	F	Middlebury College
Steve Evans	3	22	F	Peterborough (OLA Jr. A)
Scott Self	4	27	F	Peterborough (OLA Jr. A)
Sean Holmes	5	35	F	Mississauga (OLA Jr. A)
Scott Hochstadt	6	43	F	University of Maryland
Mario Lopez	6	51	F	University of Massachusetts
Josh Black	7	55	F	St. Catharines (OLA Major)
Marcus Maeus	8	59	F	Pace University
Tyler Francey	9	67	D	Whitby (OLA Jr. A)

2000

PLAYER	ROUND	NUMBER	POSITION	FROM
Ryan Powell	1	2	F	Syracuse University
Ryan Curtis	2	13	D	University of Virginia
Patrick Merrill	2	15	F	Orangeville (OLA Jr. A)
Joe Ceglia	3	20	D	Syracuse University
Tim Byrnes	5	43	F	Syracuse University
Drew McKnight	6	52	F	University of Virginia
T.J. Durnan	7	61	F	Duke University
Jake Coon	8	65	G	Nazareth College
Jared Froad	8	70	D	Duke University
Kevin Kelley	9	79	F	Syracuse University



ALL-TIME DRAFT SELECTIONS

2001

PLAYER	ROUND	NUMBER	POSITION	FROM
Brad Self	2	18	M	Peterborough (OLA Jr. A)
Bryan Sanchez	3	27	M	Middlebury College
Milan Gajic	5	67	D	Burnaby (WLA Jr. A)
Dan Bowman	6	74	D	St. Catharines (OLA Jr. A)
Randy McNeil	7	87	A	St. Josephs University
Al Terilli	8	100	M	Nazareth College
Jeff Hochalter	9	113	D	Burlington (OLA Jr. A)

2002

PLAYER	ROUND	NUMBER	POSITION	FROM
Billy Dee Smith	1	3	D	St. Catharines (OLA Jr. A)
Mike Longboat	4	43	F	St. Catharines (OLA Jr. A)
Tyler Harris	4	45	F	Clarington Green Gaels (OLA Jr. B)
Louis Alfred	5	55	F	Kahanawake (OLA Jr. B)
Vincent Crawford	7	79	D	Whitby (OLA Jr. A)
Francis Dostie	8	91	F	Brampton (OLA Jr. A)
Craig Sleeman	9	103	D	Nazareth College

2002 MONTREAL DISPERSAL DRAFT

PLAYER	ROUND	NUMBER	POSITION	FROM
Aime Caines	1 (6th overall)			
Kelly Sullivan	2 (18th overall)			

2003

PLAYER	ROUND	NUMBER	POSITION	FROM
A.J. Shannon	1	6	F	University of Virginia
Adam Doneger	4	36	F	Johns Hopkins University
Scott Gillingham	5	46	F	Mississauga
David Brown	6	56	D	Toronto Beaches
Nathan Russell	7	66	F	New Westminster
Jon Ianucci	8	77	F	Coquitlam

2003 OTTAWA DISPERSAL DRAFT

PLAYER	ROUND	NUMBER	POSITION	FROM
Jason Clark	1 (9th overall)			
Marc Landriault	2 (20th overall)			
Mike Hamilton	3 (31st overall)			

2004

PLAYER	ROUND	NUMBER	POSITION	FROM
Delby Powless	1	1	F	Rutgers University
Jamie Rooney	3	21	F	Elora Mohawks (OLA Jr. B)
Regy Van Velzen	4	41	F	Spartan Warriors (OLA Jr. B)
Chris Passavia	4	43	D	University of Maryland
Mike Weadick	5	54	F	Elora Mohawks (OLA Jr. B)
Brian Myers	6	65	F	Towson University

2004 VANCOUVER DISPERSAL DRAFT

PLAYER	ROUND	NUMBER	POSITION	FROM
Curt Malawsky	1 (9th overall)			
-	2 (19th overall)			



ALL-TIME DRAFT SELECTIONS

2005

PLAYER	ROUND	NUMBER	POSITION	FROM
Jeff Shattler	1	10	F	Brampton (OLA Jr. A)
Roger Vyse	2	12	F	Limestone College
Mike Poulin	2	21	G	Orangeville (OLA Jr. A)
Ian Lord	4	42	D	St. Catharines (OLA Jr. A)
Gene Tundo Jr.	6	65	G	University of Massachusetts

2006

PLAYER	ROUND	NUMBER	POSITION	FROM
Brett Bucktooth	1	3	F	Syracuse University
Joe Walters	2	18	F	University of Maryland
Jay Thorimbert	2	24	D	Niagara (OLA Jr. B)
Brenden Thenhaus	3	37	F	Oakville (OLA Jr. B)
Brent Miller	4	47	D	Niagara (OLA Jr. B)
Nolan Godfrey	4	50	F	Merrimack College
Daniel Sams	5	76	G	Peterborough (OLA Jr. A)

2007

PLAYER	ROUND	NUMBER	POSITION	FROM
Brandon Swamp	2	18	F	SUNY Potsdam
Chris Lalonde	3	39	F	Wallaceburg (OLA Jr. B)
Jon Mason	5	65	F	Roanoke College
Brent Wiotowicz	5	67	F	Hamilton (OLA Jr. B)

2008

PLAYER	ROUND	NUMBER	POSITION	FROM
Eryn Jones	3	35	D	Six Nations (OLA)
Tory Gardner	4	49	D	Six Nations (OLA)
Shane Pollock	5	62	F	Wallaceburg (OLA Jr. B)
Dustin Dunn	6	65	D	SUNY Potsdam

2008 ARIZONA & BOSTON DISPERSAL DRAFT

PLAYER	ROUND	NUMBER	POSITION	FROM
Craig Conn	1 (10th overall)			
Brian Croswell	2 (15th overall)			
Joe Smith	3 (34th overall)			

2008 ARIZONA DISPERSAL DRAFT

PLAYER	ROUND	NUMBER	POSITION	FROM
Greg Hinman	1 (13th overall)			

2008 CHICAGO DISPERSAL DRAFT

PLAYER	ROUND	NUMBER	POSITION	FROM
Cody Jacobs	1 (12th overall)			
Cory Stringer	2 (21st overall)			

2009

PLAYER	ROUND	NUMBER	POSITION	FROM
Kyle Clancy	1	10	F	Peterborough (OLA Jr. A)
Chris Corbeil	2	15	D	Brampton (OLA Jr. A)
Steve Priolo	2	21	D	St. Catharines (OLA Jr. A)
Zach McIlmoyle	4	39	F	Peterborough (OLA Jr. A)
Matt Friedman	6	60	D	Canisius College



ALL-TIME DRAFT SELECTIONS

2009 PORTLAND DISPERSAL DRAFT

PLAYER	ROUND	NUMBER	POSITION	FROM
Jamison Koesterer	1 (9th overall)			

2010

PLAYER	ROUND	NUMBER	POSITION	FROM
Travis Irving	1	9	F	New Westminster (BC Jr. A)
Ben McCullough	2	13	F	SUNY Potsdam
Wayne Van Every	2	21	F	Six Nations (OLA Jr. B)
Holdon Vyse	4	37	D	Six Nations (OLA Jr. A)
Jimmy Purves	5	47	F	Sarnia (OLA Jr. B)
Elijah Printup	6	57	T	Six Nations (OLA Jr. A)
Jordan Costa	6	60	F	Mississauga (OLA Jr. B)

2010 ORLANDO DISPERSAL DRAFT

PLAYER	ROUND	NUMBER	POSITION	FROM
Jesse Guerin	2 (16th overall)			
Matt Brown	3 (26th overall)			

2011

PLAYER	ROUND	NUMBER	POSITION	FROM
Jeremy Thompson	2	9	T	Syracuse University
Jeff Cornwall	2	15	D	Coquitlam (BC Jr. A)
Connor Daly	3	24	D	Burlington (OLA Jr. A)
Jerome Thompson	3	25	F	St. Regis (QSLI Sr. B)
Billy Bitter	4	33	F	University of North Carolina
Dwight Bero	5	41	D	St. Regis (QSLI Sr. B)
Lloyd Chrysler	6	51	D	St. Catharines (OLA Jr. A)

2011 BOSTON DISPERSAL DRAFT

PLAYER	ROUND	NUMBER	POSITION	FROM
Kevin Buchanan	1 (6th overall)			
Damon Edwards	2 (15th overall)			

2012

PLAYER	ROUND	NUMBER	POSITION	FROM
Dhane Smith	1	5	T	Kitchener-Waterloo (OLA Jr. A)
Hayden Smith	2	13	T	Orangeville (OLA Jr. A)
Jordan Critch	2	16	T	Orangeville (OLA Jr. A)
Carter Bender	2	18	F	Brampton (OLA Jr. A)
Kevin Brownell	3	22	T	Robert Morris University
Joel Matthews	4	31	F	University of Detroit Mercy
Wenster Green	5	40	D	Six Nations (OLA Jr. A)

2013

PLAYER	ROUND	NUMBER	POSITION	FROM
Nick Diachenko	2	14	T	University of Delaware
Mitch Wilde	2	15	T	Robert Morris University
Eric Penney	5	38	G	St. Catharines (OLA Jr. A)
Carter Bender	6	47	T	Okotoks (OLA Jr. A)
Dylan Goddard	6	53	F	Clarington (OLA Jr. B)



ALL-TIME HOME AND AWAY RECORDS

YEAR	GP	W	L	GF	GA	GP	W	L	GF	GA
1992	4	2	2	81	75	4	3	1	80	50
1993	4	4	0	72	53	4	4	0	71	55
1994	4	3	1	60	47	4	3	1	61	52
1995	4	2	2	61	54	4	1	3	48	54
1996	5	3	2	89	64	5	5	0	83	63
1997	5	3	2	75	76	5	3	2	83	77
1998	6	4	2	87	75	6	2	4	79	96
1999	6	1	5	78	94	6	3	3	80	83
2000	6	5	1	110	98	6	3	3	92	96
2001	7	4	3	131	100	7	4	3	117	118
2002	8	4	4	109	110	8	4	4	99	102
2003	8	8	0	127	82	8	4	4	104	106
2004	8	4	4	96	103	8	4	4	109	95
2005	8	5	3	106	96	8	6	2	111	97
2006	8	6	2	99	78	8	5	3	94	89
2007	8	6	2	120	97	8	4	4	87	91
2008	9	7	2	122	101	7	3	4	81	73
2009	8	5	3	126	80	8	5	3	97	90
2010	8	4	4	92	91	8	4	4	77	79
2011	8	4	4	89	95	8	6	2	80	64
2012	8	4	4	100	91	8	3	5	98	113
2013	8	2	6	78	100	8	4	4	98	113
TOTALS	148	90	58	2,108	1,861	146	83	63	1,924	1,853



ALL-TIME UNIFORM NUMBERS

0	Ben McCullough	20	Derek Hopcroft, Chad Culp, Rusty Kruger, Andy Ogilvie, Shaydon Santos, Gary Edmands
1	Matt Disher, Ross Cowie	21	Daryl Seymour, Jeff Hardill, Jim Bissell, Ted Dowling, Neil Doddridge
2	Angus Goodleaf, Jamie Hackel, Clay Squire, Scott Driscoll	22	Kyle Clancy, Ryan Powell, Travis Kilgour, *Bill Meagher
3	Billy Dee Smith, Roy Colsey, Ryan Sanderson	23	Steve Priolo, Pat McCready, Bob Fisher
4	Scott Self, Andrew Lazore, Mario Lopez, Brian Silcott, Tom Phair	24	Kyle Schmelzle, Chris Seller, Matt Steinwald, Jason Luke
5	Frank Resetarits, Clay Hill, Glen Lay, Steve Fannel	25	Drew Candy, Jonas Derks
6	Derek Suddons, Chris White, Neal Powless, Rob Kirkby, Miles General, Gerry Hiltz, Mike Benedict	26	Brett Bucktooth, Greg Floris, Craig Gelsvik, Kevin Alexander
7	Jon Harasym, Chris Prat, Derek Laub	27	Mat Giles, Kyle Couling
8	Kevin Brownell, Delby Powless, AJ Shannon, Sean Holmes, Craig Stevenson	28	Mike Hominuck, Clay Hill, Jim Vilneff, Bob Hamley, Nick Trudeau
9	Mark Steenhuis, Mark Cochrane, Neil Doddridge, Bob Henry	29	Ken Montour
10	Aaron Wilson, Mike McNamara, Brenden Thenhaus, Pat McCready, Darren Mutch, Andy Ogilvie, Grant Johnston, Mike Hasen	30	Steve Dietrich, Clint Jones
11	John Tavares	31	Corey Quinn, Pat O'Toole
12	Brian Croswell, Brandon Swamp, Kyle Schmelzle, Lindsay Plunkett, Brian Nikula, Mark Burnam, Casey Zaph, Jamie Batley	32	Chris Langdale, Jim Veltman
13	David Brock, Jeff Cornwall, Jonas Derks, Marc Landriault, John Rosa, Bill Kerr, Matt Hunt	33	Kevin Buchanan, Ken Montour, Chris Levis, Kevin Brunsch, Rich Kilgour, Robert Henry, Brent Rothfuss
14	Mike McNamara, Joe Smith, Kyle Jamieson, Shane Wannamaker, Tim Bomberry, John Zulberti	34	**Thomas Gardner, Rodd Squire, Clint Jones, Chris Clark
15	Luke Wiles, Chris Corbeil, Dan Teat, Kevin Howard, Jamie Batley, Barry Powless, Dan Teat	35	Darris Kilgour
16	Rich Kilgour, Bill O'Hanlon	36	Randy Mearns, Stu Aird
17	Tracey Kelusky, Brandon Swamp, Kyle Laverty, D'Arcy Sweet, Brian Hall	37	Nick Cotter, Travis Kilgour, Tom Emmick
18	Glen Bryan, AJ Shannon, Phil Sanderson, Randy Fraser, Derek Malawsky, Cam Bomberry, Randy Mearns, Neil Doddridge, Donald Henry	38	Kurtis Wagar, Scott Komer
19	Chad Culp, Darryl Gibson, Sean Greenhalgh, Brenden Thenhaus, Tyler Francey, Jason Clark, Kelly Sullivan, Andy Dudun, Andy Ogilvie, Kevin Cox, Tyler Francey	39	Bill Warder, Bill Gerrie
		40	Scott Komer, Troy Cordingley, Mike Mooradian
		42	Pat Maddalena
		43	Darris Kilgour
		44	Anthony Cosmo, Mike Accursi, Steve Kisslinger, Dean Ceccconi, Andy Shaughnessy



ALL-TIME UNIFORM NUMBERS

45	Derek Keenan	94	Ryan Sanderson
46	Carl Jutzin, Paul Day	97	Hayden Smith, Bryan Kazarian
47	Peter Tavares	98	Jimmy Purves, Mike Mooradian
48	Derek Collins, Marty O'Neill	99	Delby Powless
49	Aime Caines, Chris Redwood, Tyson Leies		
51	Shawn Williams, Kevin Dostie		* Due to a last-minute roster change (injury related - D. Kilgour), Bill Meagher was pressed into action March 26, 1994 vs. Detroit and had to wear sweater number 9 (Mark Cochrane was also scratched due to injury that night).
53	Chris Panos		
54	Jason Crosbie		** Jersey number 34 was retired in memory of Thomas Gardner, a renowned local coach who helped organize lacrosse in Orchard Park, NY and across Western New York.
55	Angus Goodleaf, Jamie Hackel, Clay Squire, Scott Driscoll		
56	Drew Petkoff, Scott Self		Bold indicates active player Italics indicates retired number
60	Ryan Avery		
63	Tom Montour		
65	Clay Hill		
66	Alexander Kedoh Hill, Mike Thompson, Scott Hochstadt		
72	Cory Bomberry		
74	Jeremy Thompson		
75	Jay Thorimbert		
77	Kyle Sweeney, Jeff Shattler, Brandon Piccarreto, Bill Callan		
81	Roger Vyse		
84	Brandon Francis, Kerry Susheski		
85	Derek General		
86	Daniel Sams		
88	Travis Irving, Cody Jacobs, Rich Catton, Jason Henhawk		
89	Carter Bender, Derek Graham		
90	Jamie Rooney, Mike Hominuck, Phil Wetherup		
91	Jordan Critch, Darryl Gibson, Chris Clark, Steve Fannell		
92	Dhane Smith, Dallas Squire		
93	Chris Driscoll, Kim Squire		



INDIVIDUAL SCORING ALL-TIME

A

PLAYER (SEASONS)	SEASONS	GP	G	A	PTS	PIM	UNIF./NO.
Accursi, Mike	(00-04, 08-10)	108	207	163	370	108	44
Aird, Stu	(93-95)	24	24	35	59	18	36
Alexander, Kevin	(92-93)	14	35	10	45	7	26
Avery, Ryan	(06)	3	0	1	1	0	60

B

PLAYER (SEASONS)	SEASONS	GP	G	A	PTS	PIM	UNIF./NO.
Batley, Jamie	(95,99)	20	16	24	40	33	12, 15
Bender, Carter	(13)	3	1	2	3	0	89
Benedict, Mike	(99)	3	2	3	5	0	6
Bissell, Jim	(92-93)	10	4	4	8	4	21
Bomberry, Cam	(99)	4	2	4	6	0	18
Bomberry, Cory	(06-09)	62	69	134	203	56	72
Bomberry, Tim	(99)	2	0	0	0	2	14
Bonterre, Troy	(06-07)	15	0	2	2	92	2
Brock, David	(13)	15	6	7	13	46	13
Brownell, Kevin	(13)	7	2	6	8	0	8
Brunsch, Kevin	(00)	3	0	1	1	0	33
Bryan, Glen	(13)	16	3	1	4	11	18
Buchanan, Kevin	(12)	15	10	19	29	0	33
Bucktooth, Brett	(07-11)	47	45	50	95	45	26
Burnam, Mark	(92-93)	11	2	5	7	8	12

C

PLAYER (SEASONS)	SEASONS	GP	G	A	PTS	PIM	UNIF./NO.
Caines, Aime	(03-05)	35	33	36	69	31	49
Callan, Bill	(97)	9	7	7	14	23	77
Candy, Drew	(04-05)	16	2	4	6	65	25
Catton, Rich	(00-01)	21	4	8	12	34	88
Ceccconi, Dean	(95-99)	45	36	25	61	79	44
Clancy, Kyle	(10-11)	15	11	22	33	8	22
Clark, Chris	(98-99)	3	0	1	1	2	91, 34
Clark, Jason	(02, 04)	21	19	27	46	6	61, 19
Cochrane, Mark	(94-95)	11	4	9	13	21	9
Collins, Derek	(01)	5	0	7	7	0	48
Colsey, Roy	(02, 04)	8	12	9	21	6	3, 33
Corbeil, Chris	(10-11)	28	8	12	20	12	15
Cordingley, Troy	(93-99)	61	96	137	233	103	40
Cornwall, Jeff	(12)	5	0	1	1	0	13
Cosmo, Anthony	(12-13)	19	0	9	9	4	44
Cotter, Nick	(13)	6	4	6	10	19	37
Couling, Kyle	(00-07)	113	15	43	58	201	27
Cowie, Ross	(92-98)	47	0	26	26	20	1
Cox, Kevin	(96-97)	2	0	0	0	0	19
Critch, Jordan	(13)	5	3	2	5	0	91
Crosbie, Jason	(03-05, 06-07)	65	81	106	187	52	54
Croswell, Brian	(09)	4	0	0	0	42	12
Culp, Chad	(11-13)	42	44	63	107	45	20, 19



INDIVIDUAL SCORING ALL-TIME

D

PLAYER (SEASONS)	SEASONS	GP	G	A	PTS	PIM	UNIF./NO.
Day, Paul	(92)	8	3	4	7	16	46
Derks, Jonas	(02-05)	39	71	67	138	58	25, 13
Dietrich, Steve	(02-07)	83	0	48	48	0	30
Disher, Matt	(99-00)	17	0	14	14	0	1
Doddridge, Neil	(96-97, 99)	31	27	28	55	89	21, 18, 9
Dostie, Kevin	(07-10)	54	75	82	157	30	51
Dowling, Ted	(96-97, 01)	24	46	37	83	48	21
Driscoll, Chris	(99-02, 10)	37	49	85	134	2	55, 93
Dudun, Andy	(01)	2	1	1	2	2	19

E

PLAYER (SEASONS)	SEASONS	GP	G	A	PTS	PIM	UNIF./NO.
Edmunds, Gary	(96)	1	1	5	6	9	20
Emmick, Tom	(92-93)	13	5	3	8	29	37

F

PLAYER (SEASONS)	SEASONS	GP	G	A	PTS	PIM	UNIF./NO.
Fannel, Steve	(96-99)	44	5	26	31	75	5
Fisher, Bob	(99)	1	1	1	2	0	23
Floris, Greg	(04-05)	7	1	2	3	6	26
Francey, Tyler	(05)	9	1	0	1	30	19
Francis, Brandon	(08-12)	47	5	11	16	226	84
Fraser, Randy	(02-04)	13	1	3	4	21	18

G

PLAYER (SEASONS)	SEASONS	GP	G	A	PTS	PIM	UNIF./NO.
Gelsvik, Craig	(02-03)	27	1	10	11	73	26
General, Derek	(04-05)	24	0	9	9	5	85
General, Miles	(93)	6	1	0	1	10	6
Gerrie, Bill	(92-95)	23	0	10	10	7	39
Gibson, Darryl	(10-12)	27	0	13	13	40	91, 19
Giles, Mat	(12-13)	16	18	31	49	35	27
Goodleaf, Angus	(10-12)	11	0	3	3	2	55
Graham, Derek	(98)	1	0	0	0	2	89
Greenhalgh, Sean	(08-10)	21	18	31	49	5	19
Guze, Ray	(03)	1	0	1	1	0	2

H

PLAYER (SEASONS)	SEASONS	GP	G	A	PTS	PIM	UNIF./NO.
Hackel, Jamie	(01-03)	21	2	2	4	62	55
Hall, Brian	(92-97)	51	34	64	98	103	17
Hamley, Bob	(92-95)	31	44	61	105	45	28
Harasym, Jon	(05-06, 10-13)	73	14	34	48	128	7
Hardill, Jeff	(94)	8	2	6	8	12	21
Hasen, Mike	(96-99)	36	10	35	45	64	10
Henhawk, Jason	(98)	3	4	1	5	0	88
Henry, Bob	(93-99, 02)	27	4	7	11	45	33, 9
Henry, Donald	(97)	1	0	0	0	0	18
Hill, Clay	(05-11)	99	14	47	61	59	5, 28, 65
Hiltz, Gerry	(92)	7	10	9	19	17	6
Hochstadt, Scott	(00)	4	3	3	6	0	66
Holmes, Sean	(01)	1	0	0	0	0	8
Hominuck, Mike	(04-05, 13)	22	20	15	35	18	90, 28
Hopcroft, Derek	(13)	4	4	7	11	17	20
Howard, Kevin	(02)	5	1	3	4	2	15



INDIVIDUAL SCORING ALL-TIME

I

PLAYER (SEASONS)	SEASONS	GP	G	A	PTS	PIM	UNIF./NO.
Irving, Travis	(11-12)	18	1	5	6	75	88

J

PLAYER (SEASONS)	SEASONS	GP	G	A	PTS	PIM	UNIF./NO.
Jacobs, Cody	(09)	2	1	2	3	0	88
Jacobs, Duane	(03)	7	5	7	12	6	34
Jamieson, Kyle	(05)	4	1	1	2	0	14
Johnston, Grant	(95)	4	1	0	1	7	10
Jutzin, Carl	(93)	3	1	2	3	2	46

K

PLAYER (SEASONS)	SEASONS	GP	G	A	PTS	PIM	UNIF./NO.
Kazarian, Bryan	(04-06)	28	3	22	25	32	97
Kedoh Hill, Alexander	(13)	5	3	3	6	4	66
Keenan, Derek	(92-93)	16	48	35	83	13	45
Kelusky, Tracey	(11-13)	35	37	55	92	22	17
Kerr, Bill	(92-94)	8	0	1	1	4	13
Kilgour, Darris	(92-99)	62	128	127	255	257	35, 43
Kilgour, Rich	(92-09)	200	94	223	317	273	33, 16
Kilgour, Travis	(95-00)	51	54	60	114	55	37, 22
Kirkby, Rob	(01-02)	22	5	20	25	46	6
Kisslinger, Steve	(99)	3	4	5	9	2	44
Komer, Scott	(01, 13)	7	0	2	2	0	56, 38
Kruger, Rusty	(08)	3	1	2	3	15	20

L

PLAYER (SEASONS)	SEASONS	GP	G	A	PTS	PIM	UNIF./NO.
Landriault, Marc	(02)	1	2	4	6	0	13
Langdale, Chris	(02-04, 06)	54	4	25	29	101	32
Lantzy, Jon	(93)	1	0	0	0	2	14
Laub, Derek	(94-95)	12	8	5	13	6	7
Laverty, Kyle	(04-08)	76	8	25	33	296	17
Lazore, Andrew	(08)	2	3	2	5	0	4
Lay, Glen	(93-95)	16	12	7	19	12	5
Leies, Tyson	(94)	7	6	3	9	19	49
Levis, Chris	(98, 02)	13	0	0	0	0	77, 33
Llord, Ian	(08-12)	65	8	30	38	118	2
Lopez, Mario	(00)	5	6	5	11	6	4
Luke, Jason	(96-98)	29	29	38	67	57	24

M

PLAYER (SEASONS)	SEASONS	GP	G	A	PTS	PIM	UNIF./NO.
Maddalena, Pat	(00-02)	40	58	38	96	14	42
Malawsky, Derek	(00-01)	24	51	80	131	37	18
McCready, Pat	(02-09)	112	71	135	206	251	23, 10
McCullough, Ben	(11)	1	0	0	0	17	0
McDermott, Ryan	(99)	1	0	1	1	0	2
McNamara, Mike	(12-13)	13	0	4	4	19	10, 14
Meagher, Bill	(92-94)	18	3	4	7	8	22, 9
Mearns, Randy	(93, 02)	23	17	27	44	8	18, 36
Montour, Ken	(02, 06, 08-10)	39	0	14	14	0	33, 29
Montour, Tom	(04-05, 09-12)	57	28	54	82	74	63
Mooradian, Mike	(92, 99)	10	8	9	17	27	98, 40
Mutch, Darren	(04)	6	0	0	0	14	10

N

PLAYER (SEASONS)	SEASONS	GP	G	A	PTS	PIM	UNIF./NO.
Nikula, Brian	(94)	8	8	1	9	8	12



INDIVIDUAL SCORING ALL-TIME

O

PLAYER (SEASONS)	SEASONS	GP	G	A	PTS	PIM	UNIF./NO.
Ogilvie, Andy	(99-04)	47	9	50	59	235	19, 10, 20
O'Hanlon, Bill	(92)	8	5	1	6	0	16
O'Neill, Marty	(99-00)	13	0	11	11	6	48
O'Toole, Pat	(96-98)	26	0	28	28	2	31

P

PLAYER (SEASONS)	SEASONS	GP	G	A	PTS	PIM	UNIF./NO.
Panos, Chris	(99)	8	16	9	25	9	53
Parke, Peter	(97)	3	2	2	4	2	15
Petkoff, Drew	(13)	3	0	2	2	0	56
Phair, Tom	(96-98)	29	19	23	42	151	4
Piccarreto, Brandon	(01)	7	0	4	4	4	77
Plunkett, Lindsay	(03,06)	13	15	18	32	8	12
Powell, Ryan	(01-02, 04)	25	30	32	62	21	2, 22
Powless, Barry	(92)	3	0	3	3	6	15
Powless, Delby	(05-10)	78	74	127	146	28	99, 8
Powless, Neal	(04)	11	9	10	19	4	6
Priolo, Steve	(10-13)	51	4	21	25	131	23
Prat, Chris	(00)	12	20	15	35	14	7
Purves, Jimmy	(11-13)	21	6	4	10	49	98

Q

PLAYER (SEASONS)	SEASONS	GP	G	A	PTS	PIM	UNIF./NO.
Quinn, Corey	(03-04)	18	0	1	1	5	31

R

PLAYER (SEASONS)	SEASONS	GP	G	A	PTS	PIM	UNIF./NO.
Redwood, Chris	(95)	5	1	0	1	0	49
Resetarits, Frank	(10-12)	20	15	16	31	15	5
Rooney, Jamie	(13)	3	3	4	7	2	90
Rosa, John	(95, 98-99)	30	10	29	39	41	13
Rothfuss, Brent	(99)	1	1	1	2	0	33

S

PLAYER (SEASONS)	SEASONS	GP	G	A	PTS	PIM	UNIF./NO.
Sams, Daniel	(07)	2	0	0	0	0	86
Sanderson, Phil	(07-09)	38	3	20	23	39	18
Sanderson, Ryan	(97-98)	20	3	5	8	6	3, 94
Santos, Shaydon	(98-00)	34	11	13	24	58	20
Schmelzle, Kyle	(06, 08-10)	23	5	12	17	22	12, 24
Self, Scott	(01, 11-13)	42	12	21	33	50	56, 4
Seller, Chris	(00-03)	51	12	29	41	30	24
Seymour, Daryl	(07)	7	0	1	1	4	21
Shannon, AJ	(05-06, 10)	41	42	48	90	21	8, 18
Shattler, Jeff	(06)	1	0	1	1	0	77
Shaughnessy, Andy	(94)	8	1	5	6	17	44
Silcott, Brian	(94,99)	15	0	8	8	8	4
Smith, Billy Dee	(03-10, 12-13)	133	31	28	59	456	3
Smith, Dhane	(13)	15	24	20	44	4	92
Smith, Hayden	(13)	4	0	1	1	4	97
Smith, Joe	(08-10)	21	0	3	3	6	14
Squire, Clay	(98)	6	0	2	2	13	55
Squire, Dallas	(98)	8	7	6	13	2	92
Steenhuis, Mark	(03-13)	173	319	354	673	272	9
Steinwald, Matt	(99)	5	2	4	6	2	24
Stevenson, Craig	(99-00)	14	10	9	19	4	8
Suddons, Derek	(13)	15	1	1	2	4	6
Sullivan, Kelly	(03)	3	2	0	2	4	19



INDIVIDUAL SCORING ALL-TIME

S (CONTINUED)

PLAYER (SEASONS)	SEASONS	GP	G	A	PTS	PIM	UNIF./NO.
Susheski, Kerry	(03-04)	18	20	25	45	59	84
Swamp, Brandon	(08-09)	13	3	8	11	18	12, 17
Sweeney, Kyle	(12)	5	0	2	2	4	77
Sweet, D'Arcy	(00-01)	26	29	37	66	31	17

T

PLAYER (SEASONS)	SEASONS	GP	G	A	PTS	PIM	UNIF./NO.
Tavares, John	(92-13)	280	779	887	1666	337	11
Tavares, Peter	(03)	2	1	2	3	0	47
Teat, Dan	(05-08)	59	84	121	205	48	15
Thenhaus, Brenden	(07, 11)	20	19	20	39	10	19, 10
Thompson, Jeremy	(12)	14	3	6	9	25	74
Thompson, Mike	(07-12)	59	0	17	17	5	66
Thorimbert, Jay	(11-13)	30	3	15	18	4	75
Trudeau, Nick	(98)	8	5	1	6	13	25

V

PLAYER (SEASONS)	SEASONS	GP	G	A	PTS	PIM	UNIF./NO.
Veltman, Jim	(92-96)	40	55	113	168	42	32
Vilneff, Jim	(99)	4	0	2	2	0	28
Vyse, Roger	(06-12)	77	102	117	219	18	81

W

PLAYER (SEASONS)	SEASONS	GP	G	A	PTS	PIM	UNIF./NO.
Wagar, Kurtis	(13)	6	0	3	3	0	38
Wannamaker, Shane	(00)	1	1	0	0	0	14
Warder, Bill	(01)	5	1	1	2	10	39
Wetherup, Phil	(01)	12	0	9	9	2	90
White, Chris	(05-12)	116	3	49	52	258	6
Wiles, Luke	(12-13)	28	49	52	101	14	15
Williams, Shawn	(00-01, 13)	40	86	96	182	10	51
Wilson, Aaron	(13)	16	23	23	46	4	10

Z

PLAYER (SEASONS)	SEASONS	GP	G	A	PTS	PIM	UNIF./NO.
Zaph, Casey	(98)	3	1	1	2	2	12
Zulberti, John	(92,94)	2	3	1	4	0	14

Any player who took part in at least one Bandits' regular season game in his career is listed. Six players were on the Bandits roster but never played a game for Buffalo: #5 - Tom Nelson ('92), #8 - Chris Goss ('92), #18 - Tom Gravante ('92), #2 - Clayton Henry ('93), #4 - Donald Henry ('95), and #41 - Vernon Jacobs ('95).



RECORDS VS. OTHER TEAMS

REGULAR SEASON	HOME			AWAY			OVERALL		
TEAMS	GP	W	L	GP	W	L	GP	W	L
Anaheim (New Jersey)*	3	3	0	2	2	0	5	5	0
Arizona (Columbus)*	5	5	0	4	4	0	9	9	0
Boston	4	2	2	3	3	0	7	5	2
Calgary	1	1	0	6	3	3	7	4	3
Charlotte*	1	1	0	0	0	0	1	1	0
Chicago*	2	2	0	2	2	0	4	4	0
Colorado (PIT/WSH/BAL)	16	10	6	11	6	5	27	16	11
Detroit*	3	2	1	3	3	0	6	5	1
Edmonton	1	0	1	3	1	2	4	1	3
Minnesota	11	9	2	8	6	2	19	15	4
Montreal*	1	0	1	1	0	1	2	0	2
New England (Boston)*	5	3	2	6	4	2	11	7	4
New York Saints*	6	4	2	10	7	3	16	11	5
Orlando (NY Titans)*	4	3	1	4	1	3	8	4	4
Ottawa (Syracuse)*	5	5	0	4	3	1	9	8	1
Philadelphia	25	14	11	23	10	13	48	24	24
Pittsburgh Bulls*	0	0	0	2	2	0	2	2	0
Portland*	3	3	0	1	0	1	4	3	1
Rochester	23	11	12	26	10	16	49	21	28
Washington (SJ, Albany)	7	4	3	7	5	2	14	9	5
Toronto (Ontario)	21	7	14	18	10	8	39	17	22
Vancouver Stealth	0	0	0	0	0	0	0	0	0
Vancouver Ravens*	1	1	0	1	0	1	2	1	1

Note: The Pittsburgh Bulls were a separate franchise from the Pittsburgh CrosseFire. The CrosseFire – after leaving Pittsburgh and spending two years as the Washington Power – eventually became the Colorado Mammoth. Before moving to Pittsburgh, the franchise was called the Baltimore Thunder.

PLAYOFFS	HOME			AWAY			OVERALL		
TEAMS	GP	W	L	GP	W	L	GP	W	L
Boston	2	2	0	0	0	0	2	2	0
Calgary	1	1	0	1	0	1	2	1	1
Colorado	1	0	1	0	0	0	1	0	1
Detroit*	1	1	0	1	1	0	2	2	0
Minnesota	2	2	0	0	0	0	2	2	0
New England (Boston)*	2	2	0	0	0	0	2	2	0
New York Saints*	1	1	0	0	0	0	1	1	0
New York Titans*	1	1	0	1	0	1	2	1	1
Philadelphia	5	3	2	2	1	1	7	4	3
Portland*	1	1	0	0	0	0	1	1	0
Rochester	5	2	3	3	1	2	8	3	5
Toronto	1	0	1	3	1	2	4	1	3

* denotes defunct team