



NLL
NATIONAL LACROSSE LEAGUE



2013 ROCHESTER KNIGHTHAWKS
MEDIA GUIDE



INTRODUCTION

Table of Contents/Staff Directory 1

COACHES/STAFF PROFILES

Curt Styres 2
 Lewis Staats/Landon Miller..... 3
 Paul Gait 4
 Ted Nolan..... 5
 Mike Hasen 6
 Jason Johnson/Paul Day..... 7
 Pat O’Toole/Stephen Lobsinger 8
 Tom Cincebox/Jody Gage 9
 Scouting Staff 10
 Craig Rybczynski 11
 Support Staff 12

PLAYER PROFILES

2013 Knighthawks Roster 13
 Mike Accursi..... 14
 Jamie Batson/Tyler Burton..... 15
 Scott Campbell..... 16
 Ryan Cousins..... 17
 Dan Dawson/Paul Dawson 18
 Dylan Evans/Rory Glaves..... 19
 Jake Henhawk..... 20
 Alex “Kedoh Hill/Matt Hummel..... 21

Cody Jamieson 22
 Stephen Keogh 23
 Mike Kirk..... 24
 Kyle Lavery 25
 Ian Lord/Cody McLeod 26
 Joel McCready/Tom Montour 27
 Craig Point 28
 Casey Powell 29
 Johnny Powless/Brad Self 30
 Sid Smith 31
 Matt Vinc 32
 Cory Vitarelli/Joe Walters 33

BLUE CROSS ARENA

Arena Information/All-Time Attendance..... 34

2012 SEASON REVIEW

Game-by-Game Results 35
 Regular Season Statistics 36
 Playoff Statistics..... 37
 Game-by-Game Summaries 38-39
 Regular Season Highs and Lows..... 40
 Playoff Highs and Lows..... 41

NATIONAL LACROSSE LEAGUE

2012 Review 42
 Single-Season and Career Records 43
 Year-by-Year Standings..... 44-47

HISTORY AND RECORDS

Year-by-Year Records 48
 All-Time Records vs. NLL Opponents 49
 All-Time Regular Season Highs and Lows..... 50
 All-Time Playoff Highs and Lows 51
 Single-Season Records..... 52
 Regular Season Career Records 53
 Team Captains 53
 Playoff Career Records..... 54
 All-Time Game Results 55-57
 Year-by-Year Statistics 58-91
 All-Time Award Winners 92-94
 All-Time Regular Season Scoring 95-96
 All-Time Playoff Scoring..... 97
 All-Time Roster 98-99
 NLL Draft History 100-101

MEDIA INFORMATION

Media Guidelines 102
 NLL Public Relations Directory 103
 Rochester Media Directory..... 103-104

FRONT OFFICE

Owner Curt Styres
 President..... Lewis Staats
 Special Advisor to the President Ted Nolan
 Senior VP of Operations..... Dr. Bob Hathaway
 Vice President of Player Personnel..... Jody Gage
 VP of Sales John Catalano
 Director of Communications..... Craig Rybczynski
 Director of Ticket Sales Brian Harrington
 Account Executive Ben Cerow
 Account Executive Derek Anderson
 Account Executive Joe Walters
 Account Executive Nate Snyder
 Special Projects Coordinator..... Wendy Staats
 Finance and Administration Suzanne Hathaway
 Finance and Administration Suzanne Marr
 Public Address Announcer..... Jeremy Newman
 Graphic Designer..... Pedro Ugalde
 Communications Assistants..... Travis Lerner and Carly Szydlowski

TEAM OPERATIONS

General Manager Curt Styres
 Vice President of Lacrosse..... Paul Gait
 Assistant General Manager Landon Miller
 Director of Operations Tracy Johnson
 Travel and Accommodations Wendy Staats

COACHING STAFF/LACROSSE SUPPORT STAFF

Head Coach Mike Hasen
 Assistant Coach Jason Johnson
 Assistant Coach Paul Day
 Goaltending Coach..... Pat O’Toole
 American NCAA Scout Brian Hobart
 Canadian Scout Stu Brown

Ontario Scout Chris Driscoll
 Western Scouts Bruce Clark and Kevin Hill
 Canadian NCAA Scout..... Jason Donville
 Director of Player Relations Tom Cincebox
 Team Orthopedic Surgeon..... Dr. Ilya Voloshin
 General Practitioner Dr. Mark Mirabelli
 Team Chiropractor..... Dr. Donald Dudley
 Team Message Therapist Jennifer Maher
 Athletic Trainer..... Stephen Lobsinger
 Assistant Trainer..... Dave Sowden
 Equipment Manager Christian Shognosh
 Strength and Conditioning Coach..... Matt Green
 Merchandising Destroyer Promotional Products, LLC

GENERAL INFORMATION

Executive Offices..... Rochester Knighthawks LLC
 144 Exchange Blvd., Suite 102, Rochester, NY 14614
 Telephone/Executive Offices..... (585) 454-HAWK (4295)
 Fax Number..... (585) 454-6614
 Website www.knighthawks.com
 E-Mail knighthawkslacrosse@gmail.com
 Home Turf Blue Cross Arena at the Rochester War Memorial
 Dimensions of Rink 197’ x 85’
 Seating Capacity 10,424
 Location of Press Box..... Suite Level
 Club Colors Teal, Purple and White
 Home Uniforms..... Base – Teal; Trim – White, Purple
 Road Uniforms Base – White; Trim – Purple, Teal
 Ticket Prices \$30, \$27, \$24, \$20 and \$18
 Home Game Times 6:00, 7:30 and 8:00 p.m
 TV Station Time Warner Cable Sports Channel
 Radio Station Sportsradio 950 ESPN
 Webcasts..... www.sportsradio950espn.com



CURT STYRES
OWNER AND GENERAL MANAGER

Rochester Knighthawks Owner and General Manager Curt Styres has established himself as a builder and a supporter of lacrosse in Six Nations and throughout Canada and the United States for decades. Styres is in his fifth season as the owner of the National Lacrosse League's Rochester Knighthawks, and fourth as the team's general manager.

After taking over the team in 2009, he made the decision to bring a third title back to Rochester. In 2012, he was rewarded with a National Lacrosse League Championship.

Last season, he made shrewd moves to acquire Ryan Cousins and Alex "Kedoh" Hill, and drafted Stephen Keogh, Johnny Powless, Joel White and Mike Kirk, who was a supplemental pick. He also signed Brad Self, Travis Hill, Tim O'Brien, Jake Henhawk and Jamie Batson. The retooled lineup – built on the mantra "bigger, faster, stronger" – won five of its last six games to capture the team's third World Championship, and first on its home turf.

Rochester Mayor Thomas S. Richards succinctly described the Knighthawks Owner and General Manager prior to giving him the Key to the City.

"He is a man of few words, but he is a man of his word," said Mayor Richards, referencing Styres determination to rebuild the franchise he purchased in 2008 into National Lacrosse League Champions.

"One of the things we in the City appreciate about Curt, Lewis Staats, Jody Gage and everyone that has been here since the beginning is they came here to make a commitment and make it successful," added Richards. "Today is an example of how you get rewarded for meeting your commitments. We should appreciate Curt because he has done a heck of a job."

The NLL Championship was largely due to the family atmosphere he has created, according to numerous players. He also embraced the fans, and brought them with him every step of the way during the playoff run.

In the NLL East Division Semifinals, Styres gave season ticket holders their seats at no charge for the playoff opener against Philadelphia. The following weekend, he chartered nine buses for 500 fans to travel to the Air Canada Centre to create more of a "home" atmosphere, again at no charge. It produced Rochester's first win in Toronto since 2010. In the NLL Finals, the fans were allowed to celebrate on the turf with the team and, in some cases, hoist the Cup along with Styres and the players.

Styres did not win the NLL Championship overnight. In 2011, he laid the groundwork for the new Rochester Knighthawks. He rebuilt the Knighthawks into a playoff team and was honored with the NLL's Executive of the Year and General Manager of the Year. It marked the first time one person had captured both awards in a single season. Rochester finished in a tie for first place with a 10-6 record, and advanced to the East Division Playoffs.

The Knighthawks advanced to the opening round of the playoffs and were recognized by their peers in the NLL year-end awards. Matt Vinc was named the NLL Goaltender of the Year, while Pat McCready took home the Defensive Player of the Year. Jordan Hall was honored with the league's Sportsmanship Award and Mike Hasen became the first rookie bench boss to win Head Coach of the Year. Additionally, Cody Jamieson was honored with an All-Rookie Team selection.

Styres' success should not surprise anyone, as he has become accustomed to building winning products and franchises. He began his first business back in 1991, owning a gas station and variety store. From there, he went on to become a founding partner in Grand River Enterprises in 1993. Currently, Grand River Enterprises is the largest native-owned company in Canada. It's the No. 1 exporter in Canada in its field and the seventh-largest in North America. He then built the Ohsweken Speedway and has turned it into the fastest-growing speedway in Canada.

In 1998, Styres began scouting for the Six Nations Arrows lacrosse team. In 2004, he partnered with the Arrows and took the team to the Ontario Championship four straight years (2004-2007), winning the 2007 Minto Cup (Canadian Junior Lacrosse Championship). But his interest in lacrosse didn't stop there. In 2004, he also built the 3,000-seat Iroquois Lacrosse Arena to give local kids a place to improve their skills and it has led to one of the strongest youth programs across Canada. In fact, the Junior B's won the 2011 and 2012 Founders Cup.

Driven by the need to give back to his community, Styres founded the "Dreamcatcher Fund" that same year to aid native youth in education and athletics. Over 7,000 people have been helped by the fund with 1,100 applicants coming in each year, including Knighthawks and 2010 No. 1 overall draft pick Cody Jamieson, and fellow Knighthawks Craig Point and Sid Smith. He also built a school for kindergarten through 12th grade students in the Iroquois Lacrosse Arena. In 2008, he achieved one of his lifelong dreams and became the owner of not one, but two, professional sports franchises with the purchase of the Rochester Americans and Knighthawks. Having since sold the Amerks to the Buffalo Sabres and Terry Pegula, Styres has focused on his passion: Lacrosse.

In the summer of 2011, he returned the Nationals of Major League Lacrosse to national prominence from their new home in Hamilton. The Nats experienced the greatest turnaround over the past two seasons, going from three wins in 2010 and a last-place finish to a 7-5 team and a return to the MLL Championship Game. In 2009, he founded the franchise and the investment paid instant dividends as the Nationals won the MLL Championship.


As the owner of two pro lacrosse teams, Styres has been heavily involved in growing the sport at the youth level. In 2011 and 2012, he and Nick Skye coached the Six Nations Express U13A team to berths in the Dick's Sporting Goods Tournament of Champions. Furthermore, in 2011 he guided Six Nations to a title shot at the Pee Wee Ontario Provincial Box Lacrosse Championship Game. Additionally, Styres was on the coaching staff for the Iroquois Team that advanced to the finals of the Warrior Pee Wee Lacrosse National Championship of Canada in early August. In September 2012, Styres, along with Jason Johnson, received Six Nations Minor Lacrosse Association Coaching Staff of the Year honors after leading the Six Nations Bantams to the Provincial "A" Championship.

In 2012, he made his biggest investment to bring the Creator's Game back to the originators of the game. Arrow Express Sports and Team 22, which is the Authorized Licensee of Under Armour®, were the majority sponsors of the Lacrosse For Development Program, which brought players and equipment to four reserves in Ontario. Team 22 provided free sticks and gloves to hundreds of kids at the summer camps, which reached over 700 community members in 2012. Team 22 designs, manufactures and distributes lacrosse equipment beneath the Under Armour® banner. In 2011, Styres partnered with Paul Gait to create Team 22 Innovation. His dream took center stage at the 2011 Men's Lacrosse Final Four in Baltimore. From an airplane towing an Under Armour® banner to a large transport trailer showcasing the new lacrosse heads and shafts, Under Armour® made a splash at the Final Four. At college's biggest weekend, Team 22 unveiled its line of men's and women's heads and shafts.

In 2011, Curt and his brother Glenn Styres also garnered national attention for the Knighthawks and Ohsweken Speedway by partnering with NASCAR legend Tony Stewart. "Smoke" went on to capture the Ford 400 to win his third NASCAR Sprint Cup title. At Ohsweken, Stewart earned his first victory of the season, capturing his first World of Outlaw Sprint Car win at the 2011 Six Nations Showdown. That victory was monumental for the veteran driver, who drives the No. 14 car in the NASCAR Sprint Cup Series. Stewart returned to defend his World of Outlaws title in 2012 and won both the 30-lap Arrow Express Six Nations Showdown A-Main and the Dash for Cash. The wins were his third career World of Outlaws victories and third straight in three starts at Ohsweken Speedway.

The NASCAR Champion was awarded an official No. 14 Stewart jersey from the championship season and posed with the Champion's Cup. The 2012 NLL title was the second professional lacrosse championship for Styres. But his love for lacrosse goes deeper than wins and losses.

"We set out to help support lacrosse, so that our kids can enjoy the sport and we can all be proud of working together to expand the opportunities to enjoy lacrosse for a growing fan base," said Styres.



LEWIS STAATS
PRESIDENT

Lewis Staats enters his fifth season as the president of the 2012 World Champion Rochester Knighthawks.

Styres, a Mohawk from the Six Nations of the Grand River territory, has a bachelor of arts degree from the University of Western Ontario (1979), specializing in economics. He also attended and completed the Banff School of Advanced Management (BSAM) Senior Executive Development Program in 1991. Staats is currently on the faculty of the Banff Centre's Aboriginal Leadership and Management programs. He also completed the Executive P.Log certification program (2000) with a professional designation in logistics.

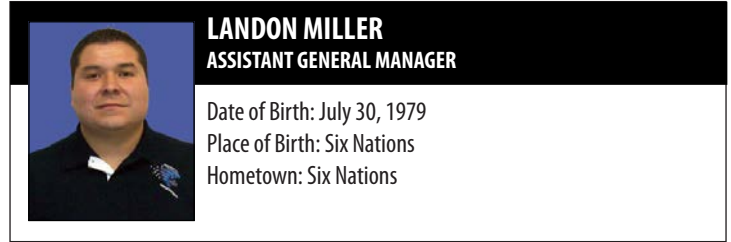
Staats is presently the owner of Staats & Associates, a Six Nations based company specializing in strategic consulting focused on First Nations leadership training, economic and business development. He is also President of First People's Plus Information Management and President of Grand River Green Power both headquartered at Six Nations. First People's Plus is the exclusive Aboriginal partner for Adobe Canada. Grand River Green Power is a business focused on developing business verticals in the renewable energy sector concentrating on wind power. In addition to these activities Mr. Staats is also the President of the Six Nations Business Association. The association provides advocacy and other services on behalf of its members who have combined revenues exceeding \$500 million and sustain over 550 fulltime jobs in the community.

Staats is currently the Vice President of Operations of Arrow Express Sports (AES), a company focused on the professional sports business sector. In 2008, AES finalized a deal to take majority ownership in the Rochester Americans of the AHL and the Rochester Knighthawks of the NLL. He served as the president of the Amerks for three seasons until the team was sold to the Buffalo Sabres in June 2011.

For over 10 years Staats has also been the President of the Six Nations Arrows Lacrosse Association who operate the Six Nations Arrows Express Jr. "A" lacrosse team in the Ontario Lacrosse Association. The Six Nations Arrows Express won the 2007 national junior lacrosse championship of Canada and have captured the Ontario provincial championship four of the past six years. In 2011, he added to his lacrosse resume by becoming the president for the Hamilton Nationals of Major League Lacrosse, and investing in Team 22, which is the Authorized Licensee of Under Armour® lacrosse equipment.

PERSONAL

Lewis and his wife Wendy have four children and two grandchildren all living at Six Nations.



LANDON MILLER
ASSISTANT GENERAL MANAGER

Date of Birth: July 30, 1979
Place of Birth: Six Nations
Hometown: Six Nations

Landon Miller enters his third season as the assistant general manager for the Rochester Knighthawks.

Miller, who joined the Rochester staff in 2010, was rewarded for his efforts by watching his players hoist the coveted Champion's Cup after defeating the Edmonton Rush 9-6 on Saturday, May 19, 2012.

"It was very rewarding I guess at the end. Everybody put so much time and effort into a team like that. You always want to get rewarded," said Miller.

The Six Nations native has been working alongside Knighthawks' Owner and General Manager Curt Styres, trying to construct a roster that was capable of winning the franchise's third league title. In Miller's time, Rochester has combined new, young faces with a few key veterans.

The Knighthawks made a splash in the 2011 NLL Entry Draft with a draft day trade, sending longtime Knighthawk Shawn Evans to Calgary for the fifth overall pick. This allowed them to pair Stephen Keogh, selected second overall, with the teenage sensation Johnny Powless, which Miller claims was one of the most important roster moves made in the offseason.

"It was definitely a key piece. I have him (Powless) for the (Six Nations) Arrows as well, and the kid is just a phenomenal lacrosse student, a phenomenal team guy. He'll never say a negative thing to anybody," said Miller.

Miller also serves as the President of the Six Nations Arrows, allowing him to watch some of the best box lacrosse prospects like Powless as they moved up through the junior system. He was a former Arrow himself, having played six seasons at Six Nations. In 2000, he won the Gaylord Powless Award for sportsmanship with the Junior "A" Arrows.

"I take great pride in that. I was a former Arrow myself for six years and was a captain for four. I had to retire early due to injury," said Miller. "It's good to see in the pros and in the schools us former Arrows."

In addition drafting the youngest player in the league, Miller helped the Knighthawks retain their most senior player.

"I think it was also bringing Pat McCready back and putting a "C" on him. It was leadership we needed," said Miller. "He doesn't just talk, but he goes out there and walks it, too."

McCready, a member of the 1997 Championship team, held off retirement for yet another year. The 38-year old concluded his 17th season in the NLL by winning another title in Rochester, and for the second straight season, led the team in loose balls.

Just as the players are eager to begin playing in 2013, Miller cannot wait to watch his team defend its title.

"You want to stay on top as long as possible. Starting in training camp it's a fresh slate. You want to prove that group wasn't a fluke," said Miller. "I'm excited for next year. It looks like all the pieces are coming back. We'll give it our best shot."

PERSONAL

Married: wife, Sher; sons, Noah and Ryan... daughter, Dylan.



PAUL GAIT
VICE PRESIDENT OF LACROSSE

Date of Birth: April 5, 1967
Place of Birth: Victoria, British Columbia
Hometown: Victoria, British Columbia
College/University: Syracuse University

Paul Gait enters his third season as the Rochester Knighthawks Vice President of Lacrosse. Last season, he won his second National Lacrosse League Championship with the Knighthawks, adding the 2012 title to his 1997 Championship.

In his role with the Knighthawks, he serves as a member of the senior management team for the Knighthawks overall business operations. He also has responsibility along with the general manager and president for the overall successful management of all lacrosse operations for the Knighthawks. Further, Gait is the Knighthawks alternate governor and the primary liaison with the NLL on lacrosse operational matters.

His additional responsibilities include overseeing player recruitment, travel and practice schedules, preparing annual budgets for lacrosse operations, scouting and serving an integral role in ticket sales, corporate sales, marketing and community relations on behalf of the Knighthawks.

Prior to making the move to the front office, he served as the Knighthawks head coach for two seasons (2009-10). During his tenure, he guided the Knighthawks to a 14-18 record and a berth in the 2009 NLL Playoffs. He was hired in December of 2008 as the franchise's fifth head coach.

On the field, Gait was one of the greatest players in Knighthawks and NLL history. In 2010, he was inducted into the team's hall of fame after leading Rochester to two finals in three seasons (1995-97). The National Lacrosse League Hall of Famer and 11-time All-Pro also helped the franchise win its first championship in 1997. Paul earned the team's MVP award that season as he completed his Knighthawks career with 87 goals and 58 assists in just 27 games.

Those three seasons were part of an unprecedented 13-year playing career that began in 1991 and ended in 2005. Gait played in 128 regular season games for teams in Detroit, Philadelphia, Rochester, Syracuse, Washington and Colorado. In Syracuse, he was also the Director of Player Personnel. He won titles in 1991 (Detroit), 1994 (Philadelphia) and 1997 (Rochester) and was named the league's MVP in 2002. Further, he was an eight-time First Team All-Pro and a three-time Second Team All-Pro. He still ranks third all-time in league history in goals (410) and eighth in points (712).

Gait led the league in goals in four seasons (1991, 1992, 1994, and 2002). He was also outstanding in the playoffs, scoring a record-setting eight goals in the 1994 Championship Game for the Philadelphia Wings, the most goals ever scored in a league championship game. Gait also holds the record for most career championship game goals with 23. After retiring following the 2002 season, Gait, made a brief comeback with the Colorado Mammoth in order to play again professionally with his brother Gary before Gary's retirement in 2005.

To go along with his three NLL titles, Gait captured an additional nine championships in his career. He earned a Minto Cup in 1998 with Esquimalt-Victoria Legion, and won four Mann Cups: 1990 with Brooklin, 1994 and 1995 with Six Nations and 1999 with Victoria. In 2001, Gait helped the Long Island Lizards win the inaugural Major League Lacrosse championship. At the collegiate level, he earned first-team All-American honors from 1988 to 1990 and helped Syracuse win three straight national championships.

He was named the NCAA Tournament's Most Outstanding Player in 1989 and was named to the USILA North-South All-Star Game in 1990. Gait played for the Canadian National Team in the ILF World Championships in 1990, 1994, 1998 and 2002, earning All-World recognition in 1994. Lacrosse Magazine named him to its All-20th Century Team and the NCAA named him to its 25th Anniversary Team. In 2003-04, he was named to the Knighthawks' All-Time Team. In 2005, both brothers were inducted into the United States Lacrosse National Hall of Fame. In 2006, both Paul and Gary were among the five



charter members to be voted into the National Lacrosse League Hall of Fame. In addition, he was named to the Syracuse Sports Hall of Fame in 2006.

In November 2011, Gait joined Team 22 as its president and co-owner. Team 22, under the Under Armour® banner, designs, manufactures and distributes lacrosse equipment. Under Armour® stands as a world-wide developer, marketer, and distributor of branded performance apparel, footwear, and accessories. Gait added instant credibility to Team 22 after a remarkable playing career and a successful business career in the lacrosse equipment manufacturing industry. Gait has 20 years of industry experience, most recently serving as the president of deBeer and Gait Lacrosse.

PERSONAL

Married: wife: Cathleen.

PROFESSIONAL COACHING RECORD

Team	Season	W	L	Finish
Rochester	2009	7	9	Fourth in East; East Division Semifinals
Rochester	2010	7	9	Fifth in East; Did not qualify
Totals:		14	18	



TED NOLAN
SPECIAL ADVISOR TO THE PRESIDENT

Ted Nolan enters his second season as the Rochester Knighthawks' special advisor to the president. In 2012, he achieved two milestones as his son Jordan won the Stanley Cup with the Los Angeles Kings one month after the Knighthawks won the 2012 Champion's Cup.

Nolan has worked for Owner Curt Styres and President Lewis Staats since the 2009-10 season. Nolan returned to Rochester, for the first time since the 1984-85 season, to serve as the team's Vice President of Hockey Operations. In 2011, he took on his current role as the special advisor to the president.

Since his days in the Flower City, he has enjoyed success as a player, coach and humanitarian. His resume includes four seasons as a head coach in the National Hockey League, the Jack Adams Trophy as NHL Coach of the Year, a Calder Cup championship, a Memorial Cup title and numerous honors for his philanthropic efforts.

Nolan was born on the Garden River First Nation just outside Sault Ste. Marie, Ontario, and played for the Soo Greyhounds of the Ontario Hockey League. The left winger was selected by the Detroit Red Wings in the fifth round (78th overall) in the 1978 NHL Amateur Draft. His pro career spanned eight seasons, most of them in the American Hockey League (1978-85). He played in 374 AHL games with teams in Adirondack, Rochester and Baltimore. During that time, Nolan also appeared in 78 NHL games between the Detroit Red Wings and Pittsburgh Penguins.

He broke into the pros with the Kansas City Red Wings of the Central Hockey League in 1978-79, before spending the next five seasons with the Adirondack Red Wings. In 1980-81, he was a member of the Red Wings' Calder Cup championship team. He appeared in 299 games with the Red Wings from 1979-84 and recorded 84 goals, 126 assists and 455 penalty minutes. Nolan played in 60 NHL games with Detroit and scored five goals, added 15 assists and collected 71 penalty minutes. While with the Detroit organization, he befriended another rising star, Jody Gage. The two played together for five seasons before Nolan departed for the Buffalo Sabres/Rochester Americans in 1984-85.

Nolan, former captain with the Amerks finished his only season in Rochester sixth on the team in points (62) and third in penalty minutes (152). He ended his playing career in 1985-86 as he split time with the AHL Baltimore Skipjacks and the NHL's Pittsburgh Penguins.

He returned to the Sault Ste. Marie Greyhounds as an assistant coach and then became head coach in 1988, as a mid-season replacement. He remained with the Greyhounds until the end of the 1994 season. Nolan led the Greyhounds to three consecutive Memorial Cup tournament berths, winning the Memorial Cup in 1993.

Nolan was promoted to the NHL following the 1993-94 season, taking an assistant job with the Hartford Whalers. The next season, he accepted the position of head coach of the NHL's Buffalo Sabres, where he had his best success. In his second season in Buffalo (1995-96), he led the team to the Northeast Division title and a berth in the conference finals. After helping the Sabres to a 19-point improvement in the standings and the team's first division title in 16 years, he was rewarded by being named the NHL Coach of the Year.

After working behind the Buffalo bench he returned to competitive coaching after an eight-year absence as the head coach and director of hockey operations for the Moncton Wildcats of the Quebec Major Junior Hockey League. In 2005-06, he led Moncton to its first-ever President Cup as QMJHL champion, finishing first overall in the regular season at 52-15-0-2. The Wildcats advanced to the finals of the Memorial Cup where they finished runner-up to the Quebec Remparts. For his efforts, he was named the QMJHL All-Star head coach and the league's General Manager of the Year.

He returned to the professional ranks in 2006 with the NY Islanders after a nine-year layoff from coaching in the NHL and confounded experts by leading the team to the Stanley Cup Playoffs. In a March 2008 Sports Illustrated player survey, he was rated second to only Detroit's Mike Babcock as the coach players would most like to play for. In two seasons on Long Island he guided the Islanders to a record of 73-68-0 to improve his lifetime record to 147-140-40 as an NHL head coach.

Away from the rink, Nolan has devoted himself to First Nations causes, including teaching hockey to First Nations children. His work in this area earned him numerous awards, including the National Aboriginal Achievement Award, the Sault Ste. Marie Medal of Merit, the Order of Ontario 1991, Sault Ste. Marie Kiwanis Citizen of the Year and in 1986 he was chosen as a role model in the National Native Alcohol and Drug Abuse Program. He has also received an honorary diploma for human relations from Niagara College (1997) and accepted an honorary doctorate degree in law from Laurentian University (2002).

Nolan is an active member in the Aboriginal community and in 2003 established the Ted Nolan Foundation in honor of his late mother, Rose. The Ted Nolan Foundation mission statement is "through our philosophy of healthy lifestyle, the Ted Nolan Foundation is committed to the healing process to renew and revitalize the mind, body and spirit of our young people. We will explore to help us train a new cadre of Aboriginal leaders today, to take their rightful place in Canadian society tomorrow. We will help develop programs at the community level for First Nations youth in communities no matter how isolated or poverty stricken. We will raise scholarship funds for First Nation women wishing to complete their education."

Ted and his wife Sandra reside in Garden River First Nation and are the proud parents of Brandon, a former player with the Carolina Hurricanes organization; and Jordan, a member of the Los Angeles Kings organization. The Nolan's welcomed their first grandkid into the family in 2012.





MIKE HASEN
HEAD COACH

Date of Birth: June 19, 1972
Place of Birth: Toronto, Ontario
Hometown: Toronto, Ontario
College/University: Brock University

Mike Hasen enters his third season as the head coach of the Rochester Knighthawks after leading the team to the 2012 National Lacrosse League Championship in 2012. In his coaching career, he has a record of 17-15 in the regular season and 3-1 in the post-season.

In 2011, he made league history with his selection at the NLL Coach of the Year, becoming the first rookie head coach to win the Les Bartley Award. He moved behind the bench after a stellar 13-year pro career, which included nine seasons in Rochester (1999-2007). In February of 2011, he was inducted into the Knighthawks Hall of Fame.

In 2011, the Knighthawks returned to the playoffs for the first time since the 2009 campaign. The team ended the regular season on a four-game road winning streak after finishing in a three-way tie for first in the East Division in the regular season at (10-6). In terms of wins, it was one of the most successful seasons in recent years. Hasen guided his team to a 5-1 finish after starting the season 5-5. He was rewarded with the league's highest coaching honor.

He capped off an amazing year by leading the third-place Brampton Excelsiors to a Major Series Lacrosse crown and the 2011 Mann Cup Championship. In his first season as the team's head coach in 2010, he led Excelsiors to within one win of the Mann Cup Finals.

On September 14, 2010, Hasen, a former Rochester assistant coach and player, became the club's sixth head coach. Prior to his promotion, he spent the last two seasons as an assistant under Paul Gait. Hasen began his first professional coaching job in 2009

after playing in the NLL for 13 seasons, nine of those with the Knighthawks. He played in Rochester from 1999 to 2007, ending his career after the team won the '07 Champion's Cup. At the time of his retirement, he ranked fifth in games played (114), loose balls (575) and penalty minutes (188). He served as the team captain for the 2002-03, 2003-04, 2005, 2006 and 2007 seasons. In his career, he played in 150 games and recorded 23 goals, 82 assists and 704 loose balls. He was also named the team MVP in 2003-04 and was a two-time winner of the team's Unsung Hero Award (2000-01 to 2001-02) and a three-time recipient of the Knighthawks' Best Defenseman honor.

Hasen was also named to the Canadian All-Star team for the inaugural NLL All-Star Game in 1999. Prior to arriving in Rochester, he played with the Buffalo Bandits from 1996 to 1999. He tallied 45 points (10+35) in four seasons with Buffalo and was honored the Bandits' top defensive player in 1997. He was also selected the Unsung Hero of Buffalo's 1996 MILL championship team.

Hasen also excelled in the Ontario Lacrosse Association's Major Series. He was a member of the 2003 and 2004 OLA champions during his playing days. He also captained the Mann Cup champion Excelsiors in 1998 and 2002. Hasen also won the Merv McKenzie Award as the Most Valuable Defensive Player four times. In the summer of 2008 and 2009, Hasen was the defensive coach for the OLA Senior "A" Brampton Excelsiors, as the team captured the back-to-back Mann Cups.

Additionally, the Brampton, Ontario, native was a member of four Ontario University Field Lacrosse Association championship teams at Brock University.

PERSONAL

Married: wife, Melissa; son, Austin; daughters Karlie and Lexie. . . He is working on his bachelor's degree in business administration. . . He owns and operates The Box Lacrosse Store.





JASON JOHNSON
ASSISTANT COACH

Date of Birth: June 3, 1968
Place of Birth: Peterborough Ontario
Hometown: Peterborough Ontario
College/University: Hobart/Carleton University

Jason Johnson enters his fourth season as an assistant coach with the National Lacrosse League's Rochester Knighthawks. Johnson has immersed himself in the sport as a professional coach and as the Arrow Express Sports Lacrosse Director.

In May, Johnson finished his third season with the Rochester Knighthawks and won his first NLL Championship. Besides working with the Knighthawks, he has served as an assistant coach for the Hamilton Nationals. In four seasons, he has been to two Major League Lacrosse Championship Games and won the 2009 title. Johnson has been with the team since its inaugural season in 2009, when he served as an assistant coach with the Major League Lacrosse championship team.

In 2012, he was also an assistant coach for the U-16 Six Nations field team, and helped lead the Six Nations Bantams to the gold medal at the 2012 Provincials. In the summer of 2012, he served as an assistant coach for the Iroquois Nationals at the U-19 World Championships in Turku, Finland. The Iroquois won bronze and defeated Team USA in pool play to earn its first victory over the Americans in the U-19 tournament. Johnson, along with Curt Styres, received Six Nations Minor Lacrosse Association Coaching Staff of the Year honors after leading the Six Nations Bantams to the 2012 Provincial Championship.

The much sought-after coach also found time to work as the offensive coordinator coach for U-19 Team Ontario at the 2011 Field Lacrosse National Championships. While working under Head Coach Clancy Almas, the team captured the gold in Burnaby, BC. Additionally, he was the head coach for the Six Nations U-16 and U-19 men's field teams. The U-16 team won gold in 2011 as well.

He also was the assistant coach for the Senior "A" Six Nations Chiefs (MSL) from 2008-09. In 2009, he was the head coach for the Six Nations U-19 women's field teams as well. Johnson also assists with minor box teams throughout his community. In addition, he was a player/coach on the Six Nations Senior Men's Field Team in 2008 that won Ontario Championship and the 2009 team that won the Canadian Field Nationals.

He was the offensive coach for the Six Nations Arrows from 2004 to 2006 and helped the team win three consecutive Ontario Championships and advance to three Minto Cup Finals. He was also the offensive coach at the Indoor World Games for the silver medalists: the Iroquois Nationals. Further, Johnson was an assistant coach for the Six Nations Arrows in 2009 and 2010.

As a player, Johnson spent his entire career in the Six Nations lacrosse system, working his way through minor, Junior "B", Junior "A", Senior "A" and the Cam-Am ranks. He was a teammate of Cam Bomberry on the 1992 Minto and 1994 Mann Cup championship teams.

In his junior career, he notched 53 goals and 70 assists in 59 games. In his senior career, he recorded 27 goals and 36 assists in 68 games. He also collected 27 goals and 30 assists in 36 postseason contests. Johnson was drafted in the third round of the National Lacrosse League Entry Draft by the Syracuse Smash.

PERSONAL

Married: wife, Tracy; daughter Tawnie and Taylor. . . Works for Arrow Express Sports. . . From 2004-06, he worked as an ironworker.



PAUL DAY
ASSISTANT COACH

Date of Birth: June 3, 1968
Place of Birth: Peterborough Ontario
Hometown: Peterborough Ontario
College/University: Hobart/Carleton University

Paul Day enters his 15th season with the Rochester Knighthawks and third as one of the team's assistant coaches.

In 2012, he won his second National Lacrosse League Championship with the Knighthawks. Rochester ended the season with four straight wins and captured its first Champion's Cup on home turf.

It was the moment Day had imagined when he returned to the team in 2011. Day had two previous tenures with the club, serving as the team's senior lacrosse advisor in 2009, and coaching Rochester for 11 seasons (1995-2005). He still remains the winningest head coach in team history with a 75-39 record.

Day served as Rochester's head coach for eight seasons (1998-2005) and worked as an assistant for three seasons (1995-97). He was behind the bench for Rochester's first league championship in 1997. In addition, he added assistant general manager to his title in 2003. In 2003-04, he was named the NLL Les Bartley Coach of the Year after guiding his injury-riddled team to an 8-8 record and berth in the NLL playoffs. In 2001, he was named the NLL Coach of the Year by Inside Lacrosse. In eight seasons, he led Rochester to three appearances in the NLL championship game (1999, 2000 & 2003) and eight post-season berths.

For three seasons (2006-08), he served as the head coach/general manager of the Edmonton Rush. The Peterborough, Ontario, native ranks third all-time in league history with 82 wins. In 2009, he was inducted into the Rochester Knighthawks Hall of Fame.

In the summer of 2010, he was the assistant coach for the Brampton Excelsiors of Major Series Lacrosse. He was one of the primary coaches for Team Canada for the 2011 World Indoor Lacrosse Championships that captured the gold medal.

During his playing days, he was a member of the 1992 World Champion Buffalo Bandits. He also competed in the Canadian Professional League and played college lacrosse at Hobart in 1987-88. In 2007, he was the general manager for Team Canada that won gold at the World Indoor Lacrosse Championships in Halifax.

PERSONAL

Married: wife, Angela, who has a daughter, Abby. . . Couple has a son, McGillen (Mac). . . He works for the Niagara Regional Police Service. . . He has a psychology degree from Carleton University in Ottawa, Ontario. . . His favorite singer is Bruce Springsteen.



PAT O'TOOLE
GOALTENDING COACH

Date of Birth: December 24, 1971
Place of Birth: East York, Ontario
Hometown: Brampton, Ontario

Pat O'Toole enters his third season as the team's goaltending coach after helping the Rochester Knighthawks win the 2012 Champion's Cup. It was his third NLL title and second with the Knighthawks.

The NLL Championship was his second as a coach after working on the Brampton Excelsiors' staff in 2011. While an assistant coach under Head Coach Mike Hasen, the Excelsiors captured the Mann Cup to give him his first title as a coach, to go along with four as a player.

O'Toole made a seamless transition to coaching after a Hall of Fame playing career. Known as one of the greatest goalies in team and league history, O'Toole announced his retirement on December 23, 2010. He made the announcement after playing 17 seasons of professional lacrosse, 13 of those in Rochester.

O'Toole played for three teams over his career: Rochester, Buffalo and New York (Saints). He was a workhorse in goal, logging 10,285 minutes while finishing his career as the NLL's all-time saves leader with 6,464. He won two championships, 1996 with Buffalo and 2007 with Rochester, and earned a record of 115-56. He also registered an 11.40 goals-against average and a .768 save percentage. Not bad for a goalie that was out of a job in January of 1999. It was Day and General Manager Jody Gage that gave the then 27 year old from Brampton, Ontario, another shot at playing pro lacrosse. For the next 13 seasons, O'Toole rewarded them for making that phone call.

His team accomplishments may go unmatched in team history. O'Toole is the franchise's all-time leader in wins (102) and saves (5,756). He also is second in games played with 173. In 173 games in Rochester, he recorded a 102-51 record, an 11.21 goals-against average and a .771 save percentage.

He revolutionized the game as he became a legitimate scoring threat in the later stages of a game, scoring three goals as a Rochester Knighthawk, which is the NLL record for goals by a goaltender. He also chipped in 136 assists, hitting teammates with memorable floor-length passes.

O'Toole guided the Knighthawks to their second NLL championship (2007), and is Rochester's all-time leader in postseason wins (9) and saves (644). Additionally, he guided the Knighthawks to Finals appearances in 1999, 2000 and 2003. O'Toole was one of the keys to Rochester's 17-2 championship season in 2007. O'Toole was popular amongst his teammates as he was three times voted the team's MVP. He was also a two-time All-Pro and the league's 2003 Goaltender of the Year.

O'Toole was originally drafted by the New York Saints in 1995. He played for the Buffalo Bandits and was a member of the 1996 MILL champion Bandits team. That season, he led the MILL in save percentage in 1996 and was named the Bandits' Best Defensive Player. Further, he was MVP of the MILL Championship Game. O'Toole would then sign with the Knighthawks as a free agent on January 23, 1999 and the rest, they say, is history.

PERSONAL

Married: wife, Lynne; son, Connor; daughter, Kayla.



STEPHEN LOBSINGER
ATHLETIC TRAINER

Date of Birth: August 12, 1979
Place of Birth: Kitchener, Ontario
Hometown: Guelph, Ontario
College/University: University of Waterloo/Sheridan College

Lobsinger enters his third season with the Rochester Knighthawks. He also works as an Athletic Therapist and Osteopathic Student at Arbour Physiotherapy and Guelph Osteopathic Centre in Guelph, Ontario. He joined the Arbour Health Group in the summer of 2008 and brings a great deal of clinical and field experience to the team. Stephen is a graduate of Kinesiology from the University of Waterloo (2002), Sports Injury Management from Sheridan College (2005) and is currently finishing his thesis at the Canadian College of Osteopathy in Toronto.


Since 2005, he has worked in the field with numerous competitive lacrosse teams, including the KW Kodiaks Senior A and the Chicago Shamrox of the NLL. He was also an Assistant Athletic Therapist at the University of Waterloo from 2006-09. In 2009, Stephen was named the Head Athletic Therapist for the Toronto Nationals of the Major Lacrosse League and moved with the team to Hamilton in 2011. He was the Head Athletic Therapist for the Canadian National Field Lacrosse Team (2010) and the Canadian Indoor Team (2011).

He has been honored three times for his work in the field, earning the Brian Farrance Award for Outstanding Contribution in Therapy (University of Waterloo, 2002), the First Responder Award for Dedication and Leadership in Emergency Care (Sheridan College, 2004), and being named a Sheridan Scholar (Sheridan College, 2005).

His teams have also achieved success as the KW Kodiaks won the 2005 Presidents Cup Senior B National Championship and the Toronto Nationals won the Major League Lacrosse Championship in 2009. Most recently, Team Canada won a silver medal at the 2010 FIL World Field Lacrosse Championships. In 2011, he was on the staff of Team Canada as they captured the gold medal at the FIL World Indoor Lacrosse Championships.

PERSONAL

Married: wife, Ola Kusnierz.





TOM CINCIBOX
DIRECTOR OF PLAYER RELATIONS

Tom Cincebox enters his 18th season with the Rochester Knighthawks and third as the team's Director of Player Relations. For 13 seasons, he was one of the Knighthawks' assistant coaches, having joined the team in its second year of existence: 1996. He is only one of two men to work for all three Knighthawk championship teams (1997, 2007 and 2012).

Cincebox also has one coaching win to his credit. On February 28, 1998, he was forced to lead the team against the first place Baltimore Thunder due to league-wide immigration problems that prevented Canadian born coaches and players from participating. Thus, the Knighthawks hit the floor without Head Coach Paul Day and a handful of players. That night, Cincebox -- with a team of recently signed players and American-born players -- pulled off one of the biggest upsets in team history, winning 15-14.

Cincebox played his college lacrosse at Nazareth from 1985-89 and was honored with the 1989 Nazareth Lacrosse Block "N" Award. After graduating, he worked as an assistant coach for the Golden Flyers from 1993-96 and was Chairman of the Nazareth Sports Hall of Fame. Further, he founded the Rochester Lacrosse Club and is active in the Rochester Chapter of the Lacrosse Foundation. In 1998, he was the recipient of the Monroe County Section V Lacrosse Man of the Year Award.

PERSONAL

Tom resides in Pittsford with his wife, Becky, daughters Brooke, Courtney and Grace, and son, Thomas. He is currently employed as a medical consultant for Synthes Spine. Tom is also active with Pittsford Youth Football (assistant coach), Pittsford Youth Lacrosse and the Boy Scouts of America.



JODY GAGE
VICE PRESIDENT OF PLAYER PERSONNEL

Jody Gage enters his 17th season with the Rochester Knighthawks. In 2012, he became only the second person in team history to win all three Championships, 1997, 2007 and 2012, joining Tom Cincebox.

Gage officially rejoined the Rochester Knighthawks management team on September 29, 2010, as the Vice President of Player Personnel. In this position, he works closely with GM Curt Styres and Assistant GM Landon Miller. Gage offers input into the day-to-day decision making for the Knighthawks team. He also remains a key point of contact for the Knighthawks on all team business matters in Rochester.

Gage is the only person to grace the Hall of Fames for two Rochester professional sports teams: the Knighthawks and the Rochester Americans. Gage served as the general manager for 12 seasons and built the Knighthawks into a lacrosse dynasty (1997-2008). The Knighthawks advanced to five championship games and won two titles during his tenure. In 2007, he assembled a Knighthawks team that won a league record 17 games and suffered only two losses. Rochester also won 15 straight games, which is the second most in NLL history, en route to the championship. Rochester won 12 straight games to close the regular season and tied for the best single-season record by any team since the NLL switched to the 16-game schedule.

He had a hand in drafting future superstars John Grant, Casey Powell, Curt Malawsky, Josh Sanderson and Colin Doyle. He also was a masterful GM when it came to trades, acquiring such notable players as Mike Accursi, Chris Schiller, Steve Toll and Shawn Williams during his tenure.

In 2011, he returned to the field game as the general manager of the Major League Lacrosse Hamilton Nationals. Through the "best draft class in MLL history," free agent signings and trades, the Nats finished in a tie for second place with a 7-5 record. Hamilton earned its first playoff win in two seasons and advanced to the championship game, falling by one goal to the Boston Cannons.

Gage's first stint in the MLL was with Rochester Rattlers. In seven seasons, the Rattlers also advanced to the MLL Semifinals in 2001, 2004, 2005 and 2007, and captured the 2008 Steinfeld Cup.

Gage was inducted into the Amerks Hall of Fame in 1999 and is only one of three players to have his number retired. He stands as the Amerks' all-time leader in games played, goals, assists and points. He also holds numerous team and American Hockey League records. He was inducted into the AHL Hall of Fame in 2006. After retiring from hockey, he moved into the front office where he still works for the Amerks Director of Strategic Planning. He was the team's general manager from 1996 to 2009 and was the assistant GM when the Amerks won their sixth Calder Cup in 1996.

PERSONAL

He lives in Chili with his wife, Charlotte, and daughter, Stefanie. His son, Ryan, resides in Rochester and works in real estate.



CHRIS DRISCOLL
ONTARIO SCOUT

Date of Birth: September 12, 1971
Place of Birth: Fergus, Ontario
Hometown: Guelph, Ontario

Chris Driscoll enters his second season as the Ontario Scout for the Rochester Knighthawks. In 2012, he won his fourth Champion's Cup and second with the Knighthawks. The 2013 campaign will mark his ninth season with the Knighthawks.

Rochester added one of the most accomplished players in National Lacrosse League history in December 2011 by signing Driscoll. The Fergus, Ontario, native played 19 seasons in the NLL. On February 5, 2010, he returned to Rochester for the second time in his career via a trade with the Buffalo Bandits. His retirement from professional lacrosse thus ended in the place where he played one of his first and his last NLL game.

In his professional career, he notched 240 goals, 378 assists and 1,035 loose balls in 234 games. He won three championships along the way: 1997, 2003 and 2005. It was in Rochester where he won his first championship. The Knighthawks defeated the Buffalo Bandits 15-12 at Marine Midland Arena to capture a title in only their third season of operation. Driscoll had one goal and two assist in the MILL championship game.

Driscoll collected 72 goals and 108 assists as a Knighthawk after arriving in Rochester in 1995. He was one of five players assigned to the expansion Knighthawks of the Major Indoor Lacrosse League. The former Detroit Turbo was one of the founders of the team and helped establish the Western NY team as a premier franchise. From 1995 to 1999, he was a member of the four playoff teams and played in two MILL Finals with the Knighthawks.

After four years in Buffalo and two in New York, Driscoll continued to have success as he joined the Toronto Rock for parts of seven seasons (2003-09). In 2003, he was given the National Lacrosse League Sportsmanship Award and won the first of two NLL championships in three seasons with the Rock. In November 2008, he replaced the retired Jim Veltman becoming only the second team captain in Rock history. In 2010, Driscoll returned to the Knighthawks, where he spent the final two seasons of his professional career. In 2011, he recorded 11 points to finish with 198 points as a Knighthawk.

PERSONAL

Married: wife, Kim... daughter, Kate... son, Kyle... Works as the technical director for the Ontario Lacrosse Association.



TRACY JOHNSON
DIRECTOR OF LACROSSE OPERATIONS



BRIAN HOBART
AMERICAN NCAA SCOUT



STU BROWN
CANADIAN SCOUT



KEVIN HILL
WESTERN JUNIOR SCOUT



BRUCE CLARK
WESTERN SCOUT



CRAIG RYBCZYNSKI
BROADCASTER/DIRECTOR OF COMMUNICATIONS

Craig Rybczynski enters his 12th season as the radio and TV play-by-play broadcaster for the Rochester Knighthawks of the National Lacrosse League. He also serves as the Director of Communications for the Knighthawks (National Lacrosse League) and the Hamilton Nationals (Major League Lacrosse).

The Hamburg, NY, native is in his 14th season with the Knighthawks. His responsibilities include publications, Internet development and public, community and media relations. In 2011, Rybczynski was selected as the Media Relations Manager for the United States National Team at the 2011 FIL World Indoor Lacrosse Championships in Prague. He handled the publicity for Team USA, which ranged from hosting a weekly radio show, doing play-by-play and color for international webcasts, and working as a contributing writer for Inside Lacrosse Magazine.

Rybczynski has an extensive background in radio and television, handling the play-by-play duties for the Knighthawks on ESPN Radio, Time Warner Cable SportsNet and the NLL Network. Rybczynski also provides color commentary for RIT lacrosse games on Time Warner Cable SportsNet.

In the summer of 2008, he completed his sixth season as the play-by-play broadcaster for the Rochester Rattlers of Major League Lacrosse. The Rattlers won their first Steinfeld Cup and Rybczynski broadcast both playoff games on local radio. During the 2007 MLL Championship Weekend, he called both semifinal games for national, regional and local



TV, radio and Internet outlets. The games were carried on the MSG Network, Comcast Sports and locally on Time Warner Cable. The Rattlers' playoff game was also on ESPN360.

In 2007, he was the broadcaster for two NLL Game of the Week telecasts on VERSUS. He has also handled the play-by-play duties for the B2 Networks, SIRIUS Satellite Radio, SportsNet New York (TV), The Score Television Network in Canada, WYSL 1040-AM and Hot Talk 1280 WHTK. Rybczynski's first time on ESPN was in 2006 during the NLL Champion's Cup Playoffs. His call of Shawn's Williams goal in the NLL Semifinals was the "Cingular Call of the Day."

From 1999 to 2011, he worked and then managed the communications department for the Rochester Americans (American Hockey League). Additionally, he also worked in the same capacity with the Rochester Rhinos (USL First Division), W-League Rhinos, Rattlers (Major League Lacrosse) and PAETEC Park from 2003-08.

When not working in sports, he sits on the executive board of the Rochester Press-Radio Club, which raises money through its annual dinner and gala. In 2011, he accepted a position on the board for the U.S. Lacrosse Greater Rochester chapter. Rybczynski also serves a mentor for the Syracuse Sports Management Department.

Prior to working for the Amerks, Rybczynski spent two years as the assistant sports information director at Mercyhurst College. His duties included teaching two classes in the college's communications department and serving as the sports information director at the junior college, Mercyhurst North East. At Mercyhurst, his hockey media guides were honored three times as "Best in the Nation" by the College of Sports Information Directors of America (CoSIDA).

Rybczynski has a B.A. in communications from Mercyhurst College and a master's degree from Syracuse University's S.I. Newhouse School of Public Communications. He graduated in 1996 from Newhouse with a degree in newspaper journalism. He is also a 1991 graduate of St. Francis High School in Athol Springs, NY. In 2006, he was named the National Lacrosse League's Public Relations Executive of the Year. In 2005, he was a member of the Rochester Raging Rhinos' front office, which was honored as the United Soccer Leagues First Division Organization of the Year.

PERSONAL


Craig currently resides in Greece with his wife, Amy, and son, Jacob. The couple is expecting their second child in March 2013.



DR. ILYA VOLOSHIN
TEAM ORTHOPEDIC SURGEON



DAVE SOWDAN
ASSISTANT TRAINER



DR. MARK MIRABELLI
GENERAL PRACTITIONER



JENNIFER MAHER
TEAM MASSAGE THERAPIST



DR. DONALD DUDLEY
TEAM CHIROPRACTOR



MATT GREEN
STRENGTH AND CONDITIONING COACH



CHRISTIAN SHOGNOSH
EQUIPMENT MANAGER





No.	Name	Pos.	Ht.	Wt.	DOB	Birthplace	Hometown	College/Team
33	Jake Henhawk	G	6-0	274	12/18/80	Brantford, Ontario	Six Nations	Rochester (2012)
48	Matt Vinc	G	6-0	213	6/9/82	Hamilton, Ontario	St. Catharines, Ontario	Canisius College
1	Joe Walters	F	6-0	200	11/30/84	Rochester, N.Y.	Rochester, N.Y.	Maryland
2	Paul Dawson	D	6-5	215	9/16/85	Oakville, Ontario	Oakville, Ontario	University of Windsor
4	Jamie Batson	D	6-0	208	4/2/85	Comox, British Columbia	Brantford, Ontario	Lakeland College (Alberta)
6	Dan Dawson	F	6-5	218	12/11/81	Oakville, Ontario	Oakville, Ontario	Sheridan College
7	Tyler Burton	D	6-0	216	9/30/88	London, Ontario	London, Ontario	Mercyhurst
9	Craig Point	F	5-11	238	1/19/86	Six Nations	Ohsweken, Ontario	Onondaga CC
10	Joel McCready	D	6-0	202	3/11/88	St. Catharines, Ontario	St. Catharines, Ontario	Cornell
14	Matt Hummel	T	5-10	168	1/10/90	Kitchener, Ontario	Kitchener, Ontario	Mercyhurst
16	Dylan Evans	D	5-11	193	1/17/88	Brampton, Ontario	Brampton, Ontario	Dowling
17	Kyle Laverty	D	6-0	200	3/29/80	Peterborough, Ontario	Peterborough, Ontario	Rochester (2012)
22	Casey Powell	F	6-1	200	2/18/76	West Carthage, N.Y.	West Carthage, N.Y.	Syracuse
23	Cory Vitarelli	F	5-11	218	6/30/85	Peterborough, Ontario	Peterborough, Ontario	Prince Edward Island
25	Brad Self	T	5-11	188	2/27/81	Peterborough, Ontario	Peterborough, Ontario	St. Mary's University
26	Mike Kirk	D	6-3	216	7/29/82	Orangeville, Ontario	Orangeville, Ontario	Dickinson College
28	Stephen Keogh	F	5-10	195	2/16/87	Toronto, Ontario	Toronto, Ontario	Syracuse
29	Ian Llord	D	6-2	215	6/9/85	St. Catharines, Ontario	St. Catharines, Ontario	Buffalo (2012)
37	Scott Campbell	D	6-0	205	10/23/81	Ajax, Ontario	Markham, Ontario	Elmira College
44	Mike Accursi	F	5-10	182	2/25/75	Welland, Ontario	St. Catharines, Ontario	D'Youville
45	Cody McLeod	D	6-0	199	8/12/92	Orangeville, Ontario	Orangeville, Ontario	Orangeville (Jr. A)
50	Ryan Cousins	D	6-1	200	4/1/81	Toronto, Ontario	Toronto, Ontario	Rochester (2012)
66	Alex "Kedoh" Hill	F	5-11	160	9/8/90	Six Nations	Six Nations	Rochester (2012)
79	Sid Smith	D	6-0	223	7/24/86	Six Nations	Six Nations	Syracuse/Onondaga CC
63	Tom Montour	T	6-0	168	7/7/82	Ohsweken, Ontario	Six Nations	Buffalo (2012)
86	Rory Glaves	D	6-1	195	1/13/82	Niagara Falls, Ontario	Milton, Ontario	Mohawk College
88	Cody Jamieson	F	5-10	208	7/17/87	Six Nations	Six Nations	Syracuse
93	Johnny Powless	F	6-0	195	3/15/93	Six Nations	Six Nations	Rochester (2012)

LACROSSE STAFF

Owner/General Manager:	Curt Styres	Assistant Coach:	Jason Johnson	Canadian NCAA Scout:	Jason Donville
President:	Lewis Staats	Assistant Coach:	Paul Day	Athletic Trainer:	Stephen Lobsinger
Special Advisor to the President:	Ted Nolan	Assistant Coach:	Andy Secore	Assistant Trainer:	Dave Sowden
Senior VP of Operations:	Dr. Bob Hathaway	Goaltending Coach:	Pat O'Toole	Equipment Manager:	Christian Shognosh
Vice President of Lacrosse:	Paul Gait	Director of Player Relations:	Tom Cincebox	Strength and Conditioning Coach:	Matt Green
Assistant General Manager:	Landon Miller	American NCAA Scout:	Brian Hobart	Team Chiropractor:	Dr. Donald Dudley
Vice President of Player Personnel:	Jody Gage	Ontario Scout:	Chris Driscoll	Team Message Therapist:	Jennifer Maher
Special Projects Coordinator:	Wendy Staats	Canadian Scout:	Stuart Brown	Broadcaster:	Craig Ryczynski
VP of Operations:	Tracy Johnson	Western Scout:	Bruce Clark		
Head Coach:	Mike Hasen	Western Junior Scout:	Kevin Hill		

PRONUNCIATION GUIDE

No.	Name	Pronunciation	No.	Name	Pronunciation	No.	Name	Pronunciation
33	Jake Henhawk		17	Kyle Laverty	(LAV-er-dee)	66	Alex "Kedoh" Hill	(KID-doe)
48	Matt Vinc	(VINCE)	22	Casey Powell		79	Sid Smith	
1	Joe Walters		23	Cory Vitarelli	(VIT-a-rell-lee)	86	Rory Glaves	
2	Paul Dawson		25	Brad Self		88	Cody Jamieson	
4	Jamie Batson		26	Mike Kirk		93	Johnny Powless	
6	Dan Dawson		28	Stephen Keogh	(KEY-oh)			
7	Tyler Burton		29	Ian Llord				
9	Craig Point		37	Scott Campbell				
10	Joel McCready		44	Mike Accursi	(Ah-cur-see)			
14	Matt Hummel		45	Cody McLeod	(ma-CLOUD)			
16	Dylan Evans		50	Ryan Cousins				
			63	Tom Montour				

Head Coach: Mike Hasen (HAZE-in)
Assistant Coach: Jason Johnson
Assistant Coach: Paul Day
Assistant Coach: Andy Secore (see-core)
Goaltending Coach: Pat O'Toole (oh-TOOL)



MIKE ACCURSI
FORWARD

44

Height: 5-10 **Weight:** 182 lbs.
Shoots: Right **Date of Birth:** Feb. 25, 1975
Born: Welland, Ontario

TRANSACTIONS

Re-signed and agreed to a one-year deal with the Knighthawks on September 21, 2012.

CAREER

Enters his 16th season in the NLL and sixth with the Knighthawks. . . In his NLL career, he has 368 goals, 417 assists for 785 points in 220 games. . . Eighth in NLL history in goals. . . He is also one of the most consistent playoff producers, recording 55 goals and 38 assists in 23 games. . . In 2012, he scored the game-winning goal in the NLL Championship Game to earn his third title. . . During the regular season, he finished second on the team in assists (44) and points (66). . . Now fifth on the Knighthawks' all-time assist list, seventh in points and tied for eighth in goals. . . Reached 200 assists as a Knighthawk on 4/14/12. . . Over a seven-game stretch, he recorded 12 goals and 22 assists (1/28/12 to 3/10/12). . . Reached 300 points as a Knighthawk and 400 assists as a pro on 3/10/12. . . Recorded five points (2+3) in the NLL All-Star Game. . . Second straight season as one of the team's alternate captains. . . Had one of the finest nights of his career on 1/14/12, as he scored three times and added seven assists to tie his single-game high of 10 points. . . Reached the 100-goal plateau as a Knighthawk and moved into sole possession of eighth place on the NLL's all-time goal-scoring list. . . Played in the 2008 NLL All-Star Game. . . He won back-to-back titles, earning Champion's Cups in 2007 with Rochester and in 2008 with Buffalo. . . He won the Mann Cup in 2004 with the Peterborough Lakers and in 2002 with the Brampton Excelsiors. . . He also played for the Mann Cup in 1997 and 1999 as a member of the Brampton Excelsiors.


PERSONAL

Married: wife, Julie. . . The couple has one son, Carter, and twin daughters, Abigail and Isabella. . . He has a Bachelor of Science degree from Brock University and an education degree from D'Youville College. . . He works as a Student Success Teacher for the Niagara Catholic District School Board.



Season	Team	League	Regular Season						Playoffs					
			GP	G	A	PTS	PIM	LB	GP	G	A	PTS	PIM	LB
1998	Ontario	NLL	12	24	18	42	28	63	--	--	--	--	--	--
1999	Syracuse	NLL	11	7	11	18	0	35	--	--	--	--	--	--
2000	Buffalo	NLL	12	30	18	48	14	79	1	2	2	4	0	12
2000-01	Buffalo	NLL	14	29	25	54	18	94	2	7	2	9	2	13
2001-02	Buffalo	NLL	16	26	20	46	20	96	--	--	--	--	--	--
2002-03	Buffalo	NLL	15	35	20	55	18	85	--	--	--	--	--	--
2003-04	Buffalo	NLL	16	26	28	54	18	87	3	6	7	13	2	16
2005	Rochester	NLL	16	23	48	71	12	74	2	7	1	8	0	6
2006	Rochester	NLL	16	27	36	63	10	61	2	0	3	3	2	10
2007	Rochester	NLL	16	26	51	77	0	69	3	11	4	15	2	15
2008	Edmonton	NLL	9	11	22	33	6	37	--	--	--	--	--	--
2008	Buffalo	NLL	4	6	3	9	0	17	3	7	10	17	4	14
2009	Buffalo	NLL	16	30	30	60	4	66	2	2	2	4	2	9
2010	Buffalo	NLL	15	25	19	44	16	49	1	6	3	9	0	3
2011	Rochester	NLL	16	21	24	45	4	43	1	2	0	2	0	4
2012	Rochester	NLL	16	22	44	66	4	66	3	5	4	9	0	8
KNIGHTHAWKS TOTALS			80	119	203	322	30	313	11	25	12	37	4	43
PRO TOTALS			220	368	417	785	172	1,021	23	55	38	93	14	110





JAMIE BATSON
DEFENSE 4

Height: 6-0 **Weight:** 208 lbs.
Shoots: Right **Date of Birth:** Apr. 2, 1985
Born: Comox, British Columbia, Canada

contest in Open Tryouts... He had a breakout season in 2012 in Major Series Lacrosse with the Kitchener-Waterloo Kodiaks... He played in 13 regular season games and all four playoff games, and was among the top rookies in the MSL... In 2011, he was named the Most Valuable Defensive Player, while playing for the Senior "B" Ohsweken Warriors... He finished tied for sixth on the Warriors with 19 points in 14 games (7+12)... In 2010, he attended training camp with the Buffalo Bandits after spending the summer with Ohsweken.

PERSONAL

Just returned to lacrosse spending his high school career playing football, basketball, rugby and running track.

TRANSACTIONS

Re-signed and agreed to a two-year deal with the Knighthawks on August 7, 2012.

CAREER

Enters his second season in the NLL and second with the Knighthawks... Won a Champion's Cup in his rookie season... Made his NLL debut on 2/18/12... Scored in his preseason debut on 12/11/11 against Philadelphia... Attend the Knighthawks' Open Tryouts and Training Camp... Was one of the fittest players in camp and won the sprint

Season	Team	League	Regular Season						Playoffs					
			GP	G	A	PTS	PIM	LB	GP	G	A	PTS	PIM	LB
2012	Rochester	NLL	1	0	0	0	0	1	0	0	0	0	0	0
KNIGHTHAWKS TOTALS			1	0	0	0	0	1	0	0	0	0	0	0
PRO TOTALS			1	0	0	0	0	1	0	0	0	0	0	0



TYLER BURTON
DEFENSE 7

Height: 6-0 **Weight:** 216 lbs.
Shoots: Right **Date of Birth:** Sept. 30, 1988
Born: London, Ontario, Canada

points... He led the team with three game-winning goals... Second Team All-American and First Team All-East Coast Conference... The Mercyhurst team captain played in the North-South Game... Recorded 101 points (70+31) in 54 games... In 2009, he was named Second Team All-East Coast Conference... In 2008, he won a silver medal with Team Canada at U19 World Lacrosse Championships... In 2007, he played for the first Mercyhurst lacrosse team to advance to the Division II Finals... In the summer of 2012, he played for the Brampton Excelsiors in Major Series Lacrosse... Won his first Mann Cup in 2011 with the Excels... Was a member of the 2011 Hamilton Nationals of Major League Lacrosse... Played four seasons for the St. Catharines Athletics (Junior "A") from 2006 to 2009... In his junior career, he recorded 86 points (34+52) in 65 games... In 2009, won the Leadership Award for St. Catharines... Rookie of the Year for Junior "A" St. Catharines Athletics in 2006.

PERSONAL

Works as a machinist at Ramsden Industries Ltd... Majored in elementary education... In high school, he participated in football, hockey, and lacrosse... Was captain for his hockey and lacrosse teams.

TRANSACTIONS

Resigned and agreed to a three-year deal with the Knighthawks on July 31, 2012.

CAREER

He enters his third season in the NLL and third with the Knighthawks... In 2012, he had a career-high 68 loose balls... Won a Champion's Cup in his second season... Named the team's Most Improved Player in 2011... Scored his first pro goal on 2/26/11... Earned his first pro point/assist on 1/22/11... Made his pro debut on 1/08/11... Played four seasons of college lacrosse at Division II Mercyhurst College (2007-10)... In 2010, he ranked third on the team in scoring, netting 26 goals and adding 12 assists for 38

Season	Team	League	Regular Season						Playoffs					
			GP	G	A	PTS	PIM	LB	GP	G	A	PTS	PIM	LB
2011	Rochester	NLL	14	1	2	3	18	61	1	0	0	0	0	7
2012	Rochester	NLL	14	1	1	2	21	68	3	1	0	1	0	8
KNIGHTHAWKS TOTALS			28	2	3	5	39	129	4	1	0	1	0	15
PRO TOTALS			28	2	3	5	39	129	4	1	0	1	0	15



SCOTT CAMPBELL
DEFENSE

37

Height: 6-0 **Weight:** 205 lbs.
Shoots: Left **Date of Birth:** Oct. 23, 1981
Born: Ajax, Ontario, Canada

TRANSACTIONS

He re-signed and agreed to a three-year deal with the Knighthawks on August 11, 2011... Drafted by the Minnesota Swarm in second round of the 2004 NLL Draft.

CAREER

He enters his ninth season in the NLL and third with the Knighthawks... In 2012, he won his first Championship at any level of lacrosse... Tied his career high with 15 games played... Named the team's Unsung Hero in 2011... Named NLL Defensive Player of the Week after he recorded his first career hat trick on 3/26/11... Made his Knighthawks debut on 1/29/11... The veteran has netted 24 goals and 29 assists, and scooped 429 loose balls during his career... Was acquired from the Toronto Rock on 7/6/10 in exchange for the Blazers' 2010 second-round draft selection... In 2010, he recorded career-best 13 points (5+8) in 11 games... Played for the Toronto Rock (2006-2010)... Played for Scotland in the 2007 World Indoor Lacrosse Championships... Played seven games with the Swarm before being acquired by the Rock through a trade with the Edmonton Rush... Has spent the last nine seasons with the Brooklin Redmen of Major Series Lacrosse... Played college lacrosse at Elmira College.

PERSONAL

Married, wife: Carolyn... daughter, Grace... Works in sales for Bell... Has a business degree from Elmira College.



Season	Team	League	Regular Season						Playoffs					
			GP	G	A	PTS	PIM	LB	GP	G	A	PTS	PIM	LB
2005	Minnesota	NLL	7	0	1	1	18	43	--	--	--	--	--	--
2006	Toronto	NLL	10	1	0	1	26	13	1	0	0	0	4	2
2007	Toronto	NLL	11	0	4	4	21	31	1	0	0	0	5	0
2008	Toronto	NLL	13	5	4	9	27	59	--	--	--	--	--	--
2009	Toronto	NLL	15	5	2	7	34	93	--	--	--	--	--	--
2010	Toronto	NLL	11	5	8	13	11	48	1	0	0	0	0	5
2011	Rochester	NLL	13	7	4	11	13	69	1	0	1	1	2	3
2011	Boston	NLL	4	0	1	1	4	11	--	--	--	--	--	--
2012	Rochester	NLL	15	1	5	6	11	62	3	0	1	1	0	12
KNIGHTHAWKS TOTALS			28	8	9	17	24	131	4	0	2	2	2	15
PRO TOTALS			99	24	29	53	165	429	7	0	2	2	11	22



RYAN COUSINS
DEFENSE

50

Height: 6-1 **Weight:** 200 lbs.
Shoots: Right **Date of Birth:** Apr. 1, 1981
Born: Toronto, Ontario, Canada

hawks debut on 2/18/12 and had an assist... Was the Minnesota Swarm's team captain since their inception and was named the NLL Defensive Player of the Year and a First Team All-Pro selection in both 2007 and 2008... Selected to the All-Star Game from 2005-09 with the Swarm... After missing the first half of the 2011 season due to work commitments, he recorded five assists and collected 20 loose balls... In 10 seasons with Minnesota, Arizona and Columbus, Cousins has posted 78 points (31+47) with 598 loose balls... He was traded to the Edmonton Rush on July 13, 2011 in a blockbuster deal that included four draft picks and three players... Named to Team Canada for the 2011 FIL World Indoor Lacrosse Championships, but was unable to play due to injury... Won four straight Mann Cups from 2004-07.

PERSONAL

Married, wife, Lauren... boy: Colton; daughter, Audrey... He works as a firefighter in Markham, Ontario.

TRANSACTIONS

He re-signed and agreed a two-year deal with the Knighthawks on September 18, 2012... He was acquired by the Knighthawks in a trade that also brought Andy Secore and Alex "Kedoh" Hill to Rochester and sent Shawn Williams, Aaron Bold and a second-round selection in the 2012 NLL Entry Draft to Edmonton. Was originally selected in the first round (fifth overall) in the 2001 NLL Entry Draft by the Columbus Landsharks.

CAREER

He enters his 12th season in the NLL and second with the Knighthawks... Won his first NLL Championship in 2012... Scored his first playoff game-winning goal on 5/04/12 in East Division Semifinals... It was his first playoff goal since 4/22/07... Made his Knight-

Season	Team	League	Regular Season						Playoffs					
			GP	G	A	PTS	PIM	LB	GP	G	A	PTS	PIM	LB
2002	Columbus	NLL	12	0	1	1	13	59	--	--	--	--	--	--
2003	Columbus	NLL	12	0	2	2	13	31	--	--	--	--	--	--
2004	Arizona	NLL	13	2	3	5	17	29	--	--	--	--	--	--
2005	Minnesota	NLL	16	5	4	9	45	48	--	--	--	--	--	--
2006	Minnesota	NLL	14	2	6	8	32	65	1	0	1	1	0	4
2007	Minnesota	NLL	16	9	14	23	16	108	1	2	0	2	2	5
2008	Minnesota	NLL	16	9	5	14	36	87	1	0	0	0	0	9
2009	Minnesota	NLL	15	4	3	7	20	87	--	--	--	--	--	--
2010	Minnesota	NLL	7	0	4	4	16	33	--	--	--	--	--	--
2011	Minnesota	NLL	7	0	5	5	2	20	1	0	0	0	0	0
2012	Rochester	NLL	10	1	1	2	6	31	3	1	0	1	0	8
KNIGHTHAWKS TOTALS			10	1	1	2	6	31	3	1	0	1	0	8
PRO TOTALS			138	32	48	80	216	598	7	3	1	4	2	26



DAN DAWSON
FORWARD

6

Height: 6-5 **Weight:** 218 lbs.
Shoots: Right **Date of Birth:** Dec. 11, 1981
Born: Oakville, Ontario, Canada

TRANSACTIONS

Drafted in the sixth round (68th overall) by the Columbus Landsharks in 2001 NLL Entry Draft.

CAREER

Entering his 12th season in the NLL and first with the Knighthawks...Eighth on the all-time scoring list...Six-time NLL All-Star and seven-time NLL All-Pro Selection... 2009 NLL MVP with the Boston Blazers...Has played in all 16 regular season games for 10 consecutive years (2003-12)...Played in 171 games since 2002, scoring 871 ca-

reer points with 346 goals and 525 assists...104 career playoff points (39+65) in 15 games...Eclipsed the 100-point mark for the third time in his career in 2012 with the Philadelphia Wings...Scored 25 goals and a career-high 78 assists for 103 points... Scored game-high seven points (1+6) in 2012 NLL All-Star Game...Scored at least 30 goals each season from 2009-11 with Boston...Led the Portland LumberJax to the NLL Championship final against Buffalo in 2008...Led Portland with 31 points (15+16) in three playoff games in 2008...Made three appearances in the finals in four seasons (2005 & 2007 with Arizona, 2008 with Portland)...Scored a career-high 107 points (47+60) in 2007 with the Arizona Sting...Netted career-high 48 goals in 2005...Won four Mann Cups with the Brampton Excelsiors (2002, 2008, 2009, 2011) and one with the Victoria Shamrocks in 2005...Gold medalist with Team Canada in 2007 and 2011 World Indoor Lacrosse Championships...Won silver in 2010 with Team Canada in World Lacrosse Championships.

PERSONAL

Works as a firefighter in Brampton, Ontario... Attended Sheridan College in Oakville... Played alongside his brother, Paul, in 2012 with Philadelphia and 2010 in Boston.

Season	Team	League	Regular Season						Playoffs					
			GP	G	A	PTS	PIM	LB	GP	G	A	PTS	PIM	LB
2001-02	Columbus	NLL	11	3	3	6	6	29	--	--	--	--	--	--
2002-03	Columbus	NLL	16	28	24	52	12	51	--	--	--	--	--	--
2003-04	Arizona	NLL	16	26	48	74	19	43	--	--	--	--	--	--
2005	Arizona	NLL	16	48	36	84	8	73	3	10	5	15	2	16
2006	Arizona	NLL	16	34	48	82	8	76	2	4	7	11	0	3
2007	Arizona	NLL	16	47	60	107	16	65	3	6	12	18	0	5
2008	Portland	NLL	16	38	43	81	11	96	3	15	16	31	2	14
2009	Boston	NLL	16	30	74	104	8	54	1	0	7	7	0	6
2010	Boston	NLL	16	36	52	88	36	75	1	1	7	8	0	5
2011	Boston	NLL	16	31	59	90	6	65	1	2	6	8	0	3
2012	Philadelphia	NLL	16	25	78	103	6	58	1	1	5	6	0	5
PRO TOTALS			171	346	525	871	140	685	15	39	65	104	4	41



PAUL DAWSON
DEFENSE

2

Height: 6-5 **Weight:** 215 lbs.
Shoots: Right **Date of Birth:** Sept. 16, 1985
Born: Oakville, Ontario, Canada

TRANSACTIONS

Drafted as a goaltender with the seventh overall pick in the 2006 NLL Entry Draft by the San Jose Stealth.

CAREER


Entering his seventh season in the NLL...Converted to a defenseman in his second season in 2008...Third in the league with 67 penalty minutes in 2012, a new career-high... Collected 53 loose balls and forced eight turnovers... Career-high five goals and 14 points (5+9) in 2011...Grabbed a career-high 75 loose balls in 2010 with the Boston Blazers... Won two Mann Cups with the Brampton Excelsiors in 2009 and 2010...Played 100 Junior "A" games with Burlington (2002-04) and Brampton (2005-06) as a goaltender.

PERSONAL

Works at Goodlife Fitness in Toronto...Has a bachelor's degree from the University of Windsor...Played alongside his brother, Dan, in 2012 in Philadelphia and 2010 in Boston.

Season	Team	League	Regular Season						Playoffs					
			GP	G	A	PTS	PIM	LB	GP	G	A	PTS	PIM	LB
2007	San Jose	NLL	2	0	0	0	0	0	--	--	--	--	--	--
2008	San Jose	NLL	15	0	5	5	32	31	1	1	1	2	0	3
2009	Boston	NLL	16	3	9	12	33	50	1	0	0	0	0	1
2010	Boston	NLL	16	2	4	6	65	75	1	0	0	0	0	7
2011	Philadelphia	NLL	16	5	9	14	35	50	--	--	--	--	--	--
2012	Philadelphia	NLL	16	0	6	6	67	53	1	0	0	0	0	3
PRO TOTALS			81	10	33	43	232	259	4	1	1	2	0	14





DYLAN EVANS
DEFENSE 16

Height: 5-11 **Weight:** 193 lbs.
Shoots: Right **Date of Birth:** Jan. 17, 1988
Born: Brampton, Ontario, Canada

TRANSACTIONS

He signed a two-year deal with the Knighthawks on November 5, 2010.

CAREER

He enters his third season in the NLL and third with the Knighthawks. . . Won his first NLL Championship in just his second season of pro lacrosse. . . Scored his first career playoff goal on 5/14/12. . . Named the 2012 Knighthawks Most Improved Player. . . Scored his

first pro goal and set a personal-best with two points on 2/24/12. . . In 2011, he earned his first pro point/assist on 1/22/11. . . Made his pro debut on 1/08/11. . . Played under Knighthawks Head Coach Mike Hasen the past three summers for the MSL Brampton Excelsiors. . . Won his first Mann Cup in 2011 with the Senior "A" Brampton Excelsiors. . . Was a member of the Brampton Junior "A" team for six seasons. . . In 2009, he was named the winner of the B.W. (Billy) Evans Award as the OLA's Top Graduating Player. . . In 2010, he helped Brampton reach the Minto Cup Finals. . . In 2007, the forward finished in the Top 10 in playoff scoring and tied for the team lead with 27 points (11+16)... Evans, a native of Brampton, also played college lacrosse at Dowling College in 2006 and helped the Golden Lions to the Division II National Championship Game. . . He was second on the team with 44 points (35+9) in 14 games.

PERSONAL

He works as a carpenter for Upstream Construction. . . Attended Dowling College and Waterloo University.

Season	Team	League	Regular Season						Playoffs					
			GP	G	A	PTS	PIM	LB	GP	G	A	PTS	PIM	LB
2011	Rochester	NLL	2	0	1	1	7	2	--	--	--	--	--	--
2012	Rochester	NLL	13	1	4	5	4	61	3	1	1	2	0	11
KNIGHTHAWKS TOTALS			15	1	5	6	11	63	3	1	1	2	0	11
PRO TOTALS			15	1	5	6	11	63	3	1	1	2	0	11



RORY GLAVES
DEFENSE 86

Height: 6-1 **Weight:** 195 lbs.
Shoots: Right **Date of Birth:** Jan. 13, 1982
Born: Niagara Falls, Ontario, Canada

TRANSACTIONS

He re-signed and agreed a two-year deal with the Knighthawks on September 15, 2011. . . Acquired in a trade with the Edmonton Rush on January 27, 2011 for Scott Evans. . . Was originally selected second overall in the 2004 NLL Entry Draft by the Vancouver Ravens.

CAREER

He enters his ninth season in the NLL and third with the Knighthawks in 2013. . . Won his first Champion's Cup in 2012, defeating his former team, the Edmonton Rush. . . Played in his 100th pro game on 4/09/11. . . He made his Knighthawks debut, 1/29/11. . . Spent six seasons with the Edmonton Rush (2006-11). . . Was named the Rush's Top Defense-man in 2008. . . Joined Edmonton for its inaugural season in 2007. . . Was selected first

overall by the Edmonton Rush in the dispersal draft of Anaheim players. . . Broke into the league with Anaheim in 2005 after begin selected second overall in the dispersal draft by Anaheim. . . Played his college lacrosse at the University of Hartford. . . Won the 2005 Mann Cup with the Victoria Shamrocks. . . Played for the St. Catharines Athletics in the OLA Junior "A" Lacrosse League from 1999 to 2003. . . In 2003, he won the Dean McLeod Award as the playoff MVP as the Athletics won the Minto Cup. . . He was also awarded the "John McCauley Award" for Best Defensive Player two years in a row. . . During his five-year tenure with the Athletics, he helped lead the team to three straight league championships and two Minto Cups (2001 and 2003). . . Played for the Six Nations Chiefs in Major Series Lacrosse in 2011.

PERSONAL

Married, wife: Katie. . . Is a student at Mohawk College studying energy system engineering.

Season	Team	League	Regular Season						Playoffs					
			GP	G	A	PTS	PIM	LB	GP	G	A	PTS	PIM	LB
2005	Anaheim	NLL	15	1	3	4	12	32	--	--	--	--	--	--
2006	Edmonton	NLL	14	1	3	4	8	49	--	--	--	--	--	--
2007	Edmonton	NLL	16	3	4	7	12	53	--	--	--	--	--	--
2008	Edmonton	NLL	12	1	1	2	2	29	--	--	--	--	--	--
2009	Edmonton	NLL	15	2	1	3	0	26	--	--	--	--	--	--
2010	Edmonton	NLL	16	1	3	4	0	52	2	0	0	0	0	4
2011	Edmonton	NLL	3	0	0	0	4	4	--	--	--	--	--	--
2011	Rochester	NLL	12	0	2	2	2	25	1	0	0	0	0	1
2012	Rochester	NLL	15	0	3	3	9	24	3	0	0	0	0	9
KNIGHTHAWKS TOTALS			27	0	5	5	11	49	4	0	0	0	0	10
PRO TOTALS			118	9	20	29	45	294	6	0	0	0	0	14



JAKE HENHAWK
GOALIE

20

Height: 6-0 **Weight:** 274 lbs.
Shoots: Left **Date of Birth:** Dec. 18, 1980
Born: Brantford, Ontario, Canada

TRANSACTIONS

Re-signed and agreed to a one-year deal with the Knighthawks on July 31, 2012.

CAREER

He enters his fifth season in the NLL and fourth season with the Knighthawks... Won his first NLL Championship in 2012... Had a career-best 11.18 goals-against average in 2012... Made a career-high five saves on 4/21/12 in Buffalo... Made his professional playing debut on 1/14/12... In 2011 and 2012, he led the St. Catharines Saints to back-to-back Ontario Championships and consecutive trips to the President's Cup... In 2012, he won Second Team All-Star honors as he guided the Saints to a silver medal... In 2011, he earned a bronze medal in the Senior "B" tournament, First Team All-Star honors and

the Travis Solomon Outstanding Goaltender Award... The Six Nations product also made his second appearance for Team USA at the 2011 FIL World Indoor Lacrosse Championships... Named to the United States team at the 2012 Bowhunter Cup, which was his third appearance in the event... In 2010 and 2012, he won the Nations Cup with the Ohsweken Aces... During the 2009-10 seasons, he guided the Six Nations Sting of the Cam-Am Senior "B" League to consecutive playoff berths... In 2010, he had a stellar summer playing for the Six Nations Chiefs, going 2-0 and helping them to a 4-0 sweep of Ajax-Pickering... During the regular season, he finished 3-2 with a 9.37 goals-against average... In 2009, he led his team to a 15-1-0 record and a berth in the President's Cup Playoffs... In 2008, he helped the team to an undefeated regular season (17-0-1) and a berth in the President's Cup Playoffs... In his career, he has played in over 70 senior games and 92 games at the junior level... In 2004, he was named the Top Senior "B" Goaltender, along with teammate Kevin Bouvais, as a member of the Owen Sound Woodsmen... In 2003, he helped Owen Sound advance to the President's Cup Senior "B" Finals... During his junior career, Henhawk played four seasons for the Six Nations Arrows (1998-2001).

PERSONAL

Married: wife, Netnuqua... Has three sons: Jason Jr., Owen and David; and one daughter, Selena... He is self-employed.

Season	Team	League	Regular Season						Playoffs				
			GP	W	L	GAA	SV%	SVS	GP	W	L	GAA	SV%
2012	Rochester	NLL	16	0	0	11.18	.778	14	0	0	0	0.00	.000
KNIGHTHAWKS TOTALS			16	0	0	11.18	.778	14	0	0	0	0.00	.000
PRO TOTALS			16	0	0	11.18	.778	14	0	0	0	0.00	.000





ALEX "KEDOH" HILL
FORWARD **66**

Height: 5-11 **Weight:** 160 lbs.
Shoots: Right **Date of Birth:** Sept. 8, 1990
Born: Six Nations

goals and added two assists against Boston on 1/15/11... Started his pro career with a three-game point streak... Was the Major Series Lacrosse Rookie of the Year in 2012 after finishing third on the Six Nations Chiefs with 35 points (21+14)... Won the 2012 Bowhunter Cup with the Iroquois Nationals... In 2011, he finished second in Junior "A" lacrosse with 117 points (46+71) in 22 games for the Six Nations Arrows... Named a Junior "A" First Team All-Star as he finished second in Junior "A" in scoring... Won three straight Nations Cups (2010-12)... In 2012, he was named a First Team All-Star as he tied for the tournament lead in points... For the second straight season, he was named to the All-Canadian Second Team by ILindoor.com... In 2010, the gifted offensive talent was a candidate for Junior Player of the Year after scoring 42 goals and adding 51 assists... In his four seasons with the Arrows, he collected 100 goals and 141 assists... The Six Nations product has also played for the Iroquois Nationals U-19 team... In 2011, he won a silver medal with Iroquois Nationals at FIL World Lacrosse Championships... Member of the 2010 Iroquois Nationals for FIL World Lacrosse Championships.

PERSONAL

Married, wife: Carole General... Have a daughter, Annie Lynn Hill.

TRANSACTIONS

Signed a two-year deal with the Knighthawks on November 30, 2011... He was acquired by the Knighthawks in a trade that also brought Andy Secore and Ryan Cousins to Rochester and sent Shawn Williams, Aaron Bold and a second-round selection in the 2012 NLL Entry Draft to Edmonton... Edmonton's third-round selection (29th overall) in the 2010 NLL Entry Draft.

CAREER

He enters his third season in the NLL and second with the Knighthawks... In 2012, he won his first NLL Championship... Tied his career highs in goals (5), assists (6) and points (11)... Tied his career high with two goals on 4/14/12... Scored a goal in his Knighthawks debut on 1/21/12... Completed his rookie season in 2011 with five goals and six assists in nine games with Edmonton... In his professional debut, he scored two

Season	Team	League	Regular Season						Playoffs					
			GP	G	A	PTS	PIM	LB	GP	G	A	PTS	PIM	LB
2011	Edmonton	NLL	9	5	6	11	10	28	0	0	0	0	0	0
2012	Rochester	NLL	5	5	6	11	0	13	0	0	0	0	0	0
KNIGHTHAWKS TOTALS			5	5	6	11	0	13	0	0	0	0	0	0
PRO TOTALS			14	10	12	22	10	41	0	0	0	0	0	0



MATT HUMMEL
TRANSITION **14**

Height: 5-10 **Weight:** 168 lbs.
Shoots: Left **Date of Birth:** Jan. 10, 1990
Born: Kitchener, Ontario, Canada

CAREER

Enters his first season in the NLL... Played for the Mercyhurst University Lakers in 2012... Recorded 22 points as redshirt sophomore, third on the team with 15 goals... During the summer of 2012, he played transition for the Major Series Lacrosse's Kitchener-Waterloo Kodiaks... Played for the Junior "A" Kitchener-Waterloo Braves from 2006-2010... Second on Braves with 20 goals and 24 assists in 2008, tied for first with 48 points in 2009, and second with 29 goals in 2010... Spent 2011 with Junior "A" Brampton... Was named an Ontario Lacrosse Association Junior "A" All-Star in 2008... Won 2008 Brogden Cup Championship with Team Ontario.

TRANSACTIONS

Selected by the Rochester Knighthawks in the fourth round (38th overall) of the 2012 NLL Entry Draft... Signed a one-year deal on October 22, 2012.

Season	Team	League	Regular Season						Playoffs					
			GP	G	A	PTS	PIM	LB	GP	G	A	PTS	PIM	LB
2006	Kitch.-Waterloo - Jr	OLA A	2	0	0	0	0	--	--	--	--	--	--	--
2007	Kitch.-Waterloo - Jr	OLA A	18	6	11	17	2	--	--	--	--	--	--	--
2008	Kitch.-Waterloo - Jr	OLA A	19	20	24	44	6	--	5	1	5	6	0	--
2008	Kitch.-Waterloo	MSL	--	--	--	--	--	--	1	0	1	1	2	--
2009	Kitch.-Waterloo - Jr	OLA A	20	13	35	48	6	--	--	--	--	--	--	--
2009	Kitch.-Waterloo	MSL	2	0	1	1	0	--	--	--	--	--	--	--
2010	Kitch.-Waterloo - Jr	OLA A	22	29	26	55	8	--	--	--	--	--	--	--
2011	Brampton - Jr	OLA A	4	3	3	6	4	--	2	0	1	1	2	--
2012	Kitch.-Waterloo	MSL	11	0	2	2	0	--	4	0	1	1	0	--
2012	Mercyhurst	NCAA	13	15	7	22	3:30	10	1	0	0	0	0	1
JUNIOR "A" TOTALS			85	71	99	170	26	--	7	1	6	7	2	--
MSL TOTALS			13	0	3	3	0	--	5	0	2	2	2	--
NCAA TOTALS			13	15	7	22	3:30	10	1	0	0	0	0	1



CODY JAMIESON
FORWARD

88

Height: 5-10 **Weight:** 208 lbs.
Shoots: Left **Date of Birth:** July 17, 1987
Born: Six Nations

TRANSACTIONS

Signed the longest contract in NLL history, inking a 10-year deal with the Knighthawks on December 23, 2010... Rochester Knighthawks first-round selection (first overall) in the 2010 NLL Entry Draft.

CAREER

He is in his third season in the NLL and third with the Knighthawks... Named the Championship Game MVP after notching four goals and four assists in the title game... Was second in playoff points (17), tied for second in goals (8) and tied for fourth in assists (9)... Second Team All-Pro... Named Knighthawks' MVP... Led Rochester in goals, assists and points... Had a career-high five goals on 3/31/12... Notched his 100th career point on 3/03/12... Named a starter for the East Division All-Star team and had six points (2+4)... On 4/6/12, he extended his goal-scoring (21) and point streaks (29)... Set a new career high with six assists in a game and tied his single-game best with nine points... Tied his career high with four goals in an eight-point effort... On 1/14/12, he tied his career high with four goals, while setting new marks for assists (five) and points (nine)... Named to the NLL All-Rookie Team... Won Rookie of the Month for April after recording 10 goals and 12 assists in five games... Captured the NLL Rookie Points title... Led the Knighthawks with 28 goals... Named the Knighthawks Rookie of the Year... Has played for the Hamilton Nationals of Major League Lacrosse from 2010-12... Played his college lacrosse at Syracuse University (2009-10)... Scored the OT game-winning

goal in the 2009 National Championship game... Played for Onondaga Community College (OCC) from 2006 to 2007... Led the Lazars to back-to-back junior college national championships and a combined record of 33-0 in his two seasons (18-0 in 2006 and 15-0 in 2007)... From 2010-12, he played for the Iroquois Nationals in the Bowhunter Cup, winning it in 2011 and 2012... Won a silver medal with the Iroquois team at the 2011 FIL World Indoor Lacrosse Championships... Named the Transition Player of the tournament and All-World... In 2010, 2011 and 2012, he won the Nations Cup with the Ohsweken Aces... Member of the Iroquois Nationals that was scheduled to play at the 2010 FIL World Lacrosse Championship... Plays for the Six Nations Chiefs in the Ontario Lacrosse Association Major Series... In 2009, he was named the winner of the Jim Murphy Award as the league's MVP, the Gene Dopp Award as outstanding rookie and the Buck McDonald Award as the league's top scorer with 48 goals and 48 assists for 96 points... It was the first time in MSL history anyone has won all three awards in the same season... In his junior career, he scored 199 goals and assisted on 196 in 103 regular season games... Inaugural winner of the NLL Insider Junior Player of the Year Award in 2008... Was a First Team All-Star in 2007 and 2008... In 2008, he was the winner of the Bobby Allen Award as the top scorer in Junior "A" lacrosse... He led the league with 101 points and 59 goals in 21 games... Voted the MVP of the Minto Cup after leading the Six Nations Arrows to the 2007 title... Winner of the Tom Longboat Award as the Canadian Aboriginal Athlete of the Year... Played for four straight Ontario championship teams with Six Nations (2004-2007).

PERSONAL

In 2011, he was named the Innovation Captain of Team 22 Lacrosse, which is the official Licensee of Under Armour Lacrosse... Majored in communications and rhetorical studies at Syracuse... Attended Hagersville Secondary in Ontario... Lacrosse team captain and helped the squad to the Southern Ontario Secondary School Championship.

Season	Team	League	Regular Season						Playoffs					
			GP	G	A	PTS	PIM	LB	GP	G	A	PTS	PIM	LB
2011	Rochester	NLL	16	28	25	53	30	45	1	0	3	3	0	1
2012	Rochester	NLL	15	36	49	85	15	56	3	8	9	17	0	7
KNIGHTHAWKS TOTALS			31	64	74	138	45	101	4	8	12	20	0	8
PRO TOTALS			31	64	74	138	45	101	4	8	12	20	0	8







STEPHEN KEOGH
28

FORWARD

Height: 5-10 **Weight:** 195 lbs.
Shoots: Right **Date of Birth:** Feb. 16, 1987
Born: Toronto, Ontario, Canada

TRANSACTIONS

Rochester Knighthawks first-round selection (second overall) in the 2011 NLL Entry Draft... Signed a three-year contract on November 17, 2011.

CAREER

He is in his second season in the NLL and second with the Knighthawks... Named to the NLL All-Rookie Team... He recorded three points (2+1) in his playoff debut on 5/04/12... Named one of the winners of the team's Community Service Award winners... Finished third on the team with 58 points and third among rookie point producers... Scored a career-high four goals and tied his career high with six points on 4/28/12... Recorded his second straight three-goal, six-point effort on 4/14/12... Scored his first pro hat trick and tied his career high with six points on 4/06/12... In his pro debut, he scored two goals and added four assists and seven loose balls on 1/14/12... Played for the Hamilton Nationals of Major League Lacrosse in 2011 and 2012... Scored seven goals in three games in his rookie season... Scored two goals in his professional debut on 7/16/11... Hamilton Nationals' fifth-round selection (25th overall) in the 2011 MLL Collegiate Draft... Won two national championships at Syracuse (2008 and 2009)... Received Second Team All-American honors in 2011 after earning honorable mention status the past two years... The 2011 BIG EAST Attack Player of the Year led the Orange in goals (33) and tied for the team lead in points (41)... He finished his career ninth in Syracuse history with 133 goals... Named to the 2011 Inside Lacrosse Preseason All-American Second Team... In 2010, he was a USILA Honorable Mention All-American and an All-BIG EAST Second Team selection... Tied for first in the BIG EAST in goals per game (2.07)... Led the team with 31 goals... Tied for the team lead with five hat tricks... Paced the Orange with six man-up goals... Tied for the BIG EAST lead with three game-winning goals, including the clincher with 43 seconds left in overtime at Hobart... In 2009, he was named an USILA Honorable Mention All-American... Led the Orange and tied for seventh on the team's single-season record list with 49 goals... Led the nation with 12 man-up goals... Ranked fourth nationally in goals per game (2.72)... Scored at least one goal in every game... Second on the team in scoring with 55 points (49+6)... In 2008, he led all SU freshmen in points (22) and goals (20)... Team leader with nine man-up goals... Played for the Six Nations Chiefs of Major Series Lacrosse in 2011 and 2012... Led the Orangeville Northmen to the Junior "A" Minto Cup Championship in 2008... Scored 10 goals in four games to claim tournament MVP honors... In 2007, he was named a Second Team OLA Junior "A" All-Star... Ontario Lacrosse Association Junior "A" Rookie of the Year in 2004.

PERSONAL

During the 2011 season, he worked in the Knighthawks front office in the sales department... Majored in child and family studies at Syracuse.



Season	Team	League	Regular Season						Playoffs					
			GP	G	A	PTS	PIM	LB	GP	G	A	PTS	PIM	LB
2012	Rochester	NLL	16	26	32	58	14	43	3	4	4	8	0	11
KNIGHTHAWKS TOTALS			16	26	32	58	14	43	3	4	4	8	0	11
PRO TOTALS			16	26	32	58	14	43	3	4	4	8	0	11



MIKE KIRK
DEFENSE

26

Height: 6-3 **Weight:** 216 lbs.
Shoots: Right **Date of Birth:** July 29, 1982
Born: Orangeville, Ontario, Canada

TRANSACTIONS

He agreed a three-year deal with the Knighthawks on October 17, 2011... He was acquired with the fifth overall selection in the NLL Dispersal Draft of Boston players on September 9, 2011... Selected in the third round (27th overall) of the 2006 NLL Entry Draft by the Chicago Shamrox.

CAREER

He enters his seventh season in the NLL and second with the Knighthawks... Won his first NLL Championship in 2012... Netted his first career playoff goal on 5/12/12...

Named an alternate captain mid-way through the season... Has played in 96 consecutive regular season games... Scored one goal and added one assist in his All-Star debut... Named an East Division All-Star Reserve... Made his Knighthawks debut on 1/14/12... He has played in 96 career games and recorded 332 loose balls and 186 penalty minutes... He can also bring some offense to the table, recording 52 points over his career... Spent two seasons in Boston (2010-11)... Was team captain for the Dickenson College Red Devils in 2006, and led them to a record of 11-4... Kirk, a four-year starter, received All-Centennial Conference honors as a junior and led Dickenson to three CC Play-off appearances... In 2011, he won his third Mann Cup with the Brampton Excelsiors... Won back-to-back Mann Cups with the Excelsiors from 2008-09... Played in the Minto Cup in 2003 with the Orangeville Northmen.

PERSONAL

Married: wife, Erna... Works as a restaurant manager at a Dairy Queen... Was an international business and management major at Dickinson College... Brother Evan plays goalie for the Minnesota Swarm.

Season	Team	League	Regular Season						Playoffs					
			GP	G	A	PTS	PIM	LB	GP	G	A	PTS	PIM	LB
2007	Chicago	NLL	16	5	8	13	34	68	--	--	--	--	--	--
2008	Chicago	NLL	16	5	5	10	40	44	--	--	--	--	--	--
2009	San Jose	NLL	16	2	11	13	28	62	2	0	0	0	2	4
2010	Boston	NLL	16	1	7	8	29	70	1	0	0	0	0	6
2011	Boston	NLL	16	0	5	5	13	37	1	0	0	0	0	0
2012	Rochester	NLL	16	0	3	3	42	51	3	1	2	3	2	16
KNIGHTHAWKS TOTALS			16	0	3	3	42	51	3	1	2	3	2	16
PRO TOTALS			96	13	39	52	186	332	7	1	2	3	4	26







KYLE LAVERTY
DEFENSE

17

Height: 6-0 **Weight:** 200 lbs.
Shoots: Left **Date of Birth:** Mar. 29, 1980
Born: Peterborough, Ontario, Canada

Sixth in team history with 217 penalty minutes in just four seasons... Set a Knighthawks record with 83 PIMs in 2009... Arrived in Rochester in 2009 after spending a five-year career with the Buffalo Bandits... Holds the Bandits' single-season record for penalty minutes with 70 (2008)... Appeared in 16 games for the Bandits, earning nine points (2+7) en route to the 2008 Champion's Cup... Had his best season with Bandits in 2007, capturing a career best 10 points (4+6) while adding 66 PIM and 81 loose balls... In 76 career games with the Bandits, Laverty registered 33 points (8+25) and 296 PIM... He was acquired by Boston in the 2008 Expansion Draft... Laverty was originally obtained by Buffalo prior to the 2004 season in a trade with Calgary for Craig Gelsvik... Played for the Peterborough Lakers of the Ontario Lacrosse Association Major Series (1998-00, 2002-11)... Won Mann Cups with the Lakers in 2004, 2006, 2007 and 2010.

PERSONAL

Married: wife, Jenni... He works as a linesman for Hydro One.

TRANSACTIONS

He re-signed and agreed a one-year deal with the Knighthawks on July 31, 2012... Was acquired by the Rochester Knighthawks from the Boston Blazers in exchange for Jack Reid on July 29, 2008... Originally a fifth-round selection (38th overall) of the Ottawa Rebel in the 2000 NLL Entry Draft.

CAREER

He enters his 13th season in the NLL and fifth with the Knighthawks... Won his second NLL Championship in 2012... All-time penalty minutes leader in NLL history (621)...

Season	Team	League	Regular Season						Playoffs					
			GP	G	A	PTS	PIM	LB	GP	G	A	PTS	PIM	LB
2000-01	Ottawa	NLL	12	0	2	2	31	42	--	--	--	--	--	--
2001-02	Ottawa	NLL	15	1	7	8	29	65	--	--	--	--	--	--
2002-03	Ottawa	NLL	15	1	3	4	48	75	--	--	--	--	--	--
2003-04	Buffalo	NLL	13	0	2	2	63	33	3	0	2	2	0	15
2005	Buffalo	NLL	16	2	5	7	51	51	1	0	0	0	2	3
2006	Buffalo	NLL	16	0	5	5	46	74	3	0	1	1	6	12
2007	Buffalo	NLL	15	4	6	10	66	81	2	0	0	0	2	12
2008	Buffalo	NLL	16	2	7	9	70	63	3	0	2	2	6	11
2009	Rochester	NLL	15	1	4	5	83	54	1	0	0	0	2	4
2010	Rochester	NLL	12	0	1	1	43	38	--	--	--	--	--	--
2011	Rochester	NLL	16	0	0	0	45	41	1	0	0	0	2	0
2012	Rochester	NLL	10	0	1	1	46	17	3	0	1	1	4	6
KNIGHTHAWKS TOTALS			53	1	6	7	217	150	5	0	1	1	8	10
PRO TOTALS			171	11	43	54	621	634	17	0	6	6	24	63






IAN LLORD
DEFENSE 29

Height: 6-2 **Weight:** 215 lbs.
Shoots: Left **Date of Birth:** June 9, 1985
Born: St. Catharines, Ontario, Canada

overs and collecting 36 loose balls... Career-high 53 penalty minutes in 2010, tied for team lead... Career season in 2008, his first in Buffalo, with a career-best five goals, 12 assists and 71 loose balls, also scored single-game highs with four assists and 11 loose balls on 3/1/08 vs. Philadelphia... Won the Champion's Cup in 2008... Spent his rookie season with Philadelphia... Made debut on 1/6/2007 with an assist and four loose balls in loss to Edmonton... Won a Mann Cup with the Brampton Excelsiors in 2008... Member of the 2003 Minto Cup Champion St. Catharines Athletics. Played with Junior "A" St. Catharines from 2002-2006. Earned 98 penalty minutes in just 15 regular season games in 2004... In 2002 with Junior "B" St. Catharines Spartans, earned 112 penalty minutes in 16 regular season games and 67 more in 11 playoff games.


TRANSACTIONS

Signed a one-year deal as a free agent on October 29, 2012...Originally drafted by the Philadelphia Wings in the first round (fifth overall) of 2006 NLL Entry Draft.

CAREER

Played the last five of his six seasons in the NLL with the Buffalo Bandits...Played in 65 games with Buffalo from 2008 to 2012... Played in 14 games in 2012, forcing six turn-

Season	Team	League	Regular Season						Playoffs					
			GP	G	A	PTS	PIM	LB	GP	G	A	PTS	PIM	LB
2007	Philadelphia	NLL	11	2	6	8	18	49	--	--	--	--	--	--
2008	Buffalo	NLL	15	5	12	17	26	71	3	0	1	1	23	10
2009	Buffalo	NLL	14	1	6	7	23	50	2	0	0	0	11	8
2010	Buffalo	NLL	12	1	7	8	53	44	1	0	0	0	0	1
2011	Buffalo	NLL	10	0	1	1	4	32	2	0	0	0	6	6
2012	Buffalo	NLL	14	1	4	5	12	36	1	0	1	1	0	2
PRO TOTALS			76	10	36	46	136	282	9	0	2	2	40	2



CODY McLEOD
DEFENSE 45

Height: 6-0 **Weight:** 199 lbs.
Shoots: Left **Date of Birth:** Aug. 12, 1991
Born: Orangeville, Ontario, Canada

CAREER


Enters his 1st season in the NLL... Played four seasons with the Junior "A" Orangeville Northmen... Won the Minto Cup with the Northmen in 2012... In the Ontario Lacrosse Association playoffs and Minto Cup tournament, McLeod and the Northman limited their opponents to fewer than six points per game... Since 2009, he has played in 94 total games with the Northmen and recorded 8 goals and 29 assists. Spent 2008-09 with Junior "B" Orangeville.

TRANSACTIONS

Selected by the Rochester Knighthawks in the sixth round (56th overall) of the 2012 NLL Entry draft... Signed a one-year deal on October 22, 2012.

Season	Team	League	Regular Season						Playoffs					
			GP	G	A	PTS	PIM	LB	GP	G	A	PTS	PIM	LB
2008	Orangeville - Jr	OLA B	20	3	2	5	6	--	3	0	1	1	0	--
2009	Orangeville - Jr	OLA B	17	3	2	5	7	--	--	--	--	--	--	--
2009	Orangeville - Jr	OLA A	4	0	4	4	0	--	--	--	--	--	--	--
2010	Orangeville - Jr	OLA A	16	3	12	15	16	--	7	2	3	5	6	--
2011	Orangeville - Jr	OLA A	19	1	4	5	4	--	14	1	0	1	0	--
2012	Orangeville - Jr	OLA A	16	1	4	5	0	--	18	0	2	2	6	--
JUNIOR "B" TOTALS			37	6	4	10	13	--	3	0	1	1	0	--
JUNIOR "A" TOTALS			55	5	24	29	20	--	39	3	5	8	12	--





JOEL McCREEDY
FORWARD

10

Height: 6-0 **Weight:** 202 lbs.
Shoots: Right **Date of Birth:** Mar. 11, 1988
Born: St. Catharines, Ontario, Canada


TRANSACTIONS

He re-signed and agreed to a three-year deal with the Knighthawks on July 11, 2011... Drafted by the Knighthawks in the second-round (18th overall) of the 2008 NLL Entry Draft.

CAREER

He enters his fourth season in the NLL and fourth with the Knighthawks... In 2011, he notched a career-high 43 penalty minutes and 65 loose balls... In 2010, he was named the team's Most Improved Player... He played in 11 games and recorded four points

Season	Team	League	Regular Season						Playoffs					
			GP	G	A	PTS	PIM	LB	GP	G	A	PTS	PIM	LB
2009	Rochester	NLL	1	0	0	0	0	0	--	--	--	--	--	--
2010	Rochester	NLL	10	2	2	4	11	33	--	--	--	--	--	--
2011	Rochester	NLL	12	0	2	2	43	65	--	--	--	--	--	--
KNIGHTHAWKS TOTALS			23	2	4	6	54	98	--	--	--	--	--	--
PRO TOTALS			23	2	4	6	54	98	--	--	--	--	--	--



TOM MONTOUR
TRANSITION

63

Height: 6-0 **Weight:** 168 lbs.
Shoots: Right **Date of Birth:** June 7, 1982
Born: Ohsweken, Ontario, Canada

TRANSACTIONS

Signed a one-year deal with the Rochester Knighthawks as a free agent on November 1, 2012... A seventh-round pick of the Toronto Rock in the 2002 NLL Draft.

CAREER

Entering his 11th season in the NLL and first with the Rochester Knighthawks... Played previous four seasons for the Buffalo Bandits... Collected 670 loose balls in 101 career games... Finished 2012 with 12 points (3+9), 72 loose balls and 11 forced turnovers in

Season	Team	League	Regular Season						Playoffs					
			GP	G	A	PTS	PIM	LB	GP	G	A	PTS	PIM	LB
2003	Toronto	NLL	6	3	5	8	0	15	--	--	--	--	--	--
2004	Buffalo	NLL	3	1	3	4	0	12	--	--	--	--	--	--
2005	Buffalo	NLL	4	4	4	8	4	24	1	0	1	1	0	3
2006	Portland	NLL	10	5	11	16	8	32	0	0	0	0	0	0
2007	Chicago	NLL	16	11	18	29	10	107	--	--	--	--	--	--
2008	Chicago	NLL	16	6	12	18	23	102	--	--	--	--	--	--
2009	Buffalo	NLL	12	5	15	20	6	90	2	1	0	1	2	10
2010	Buffalo	NLL	14	9	12	21	26	112	1	0	0	0	0	2
2011	Buffalo	NLL	15	6	11	17	14	104	2	0	6	6	2	21
2012	Buffalo	NLL	9	3	9	12	23	72	1	0	0	0	0	17
PRO TOTALS			105	53	100	153	114	670	7	1	7	8	4	53

(2+2) and 33 loose balls... Scored his first pro goal on 1/30/10... For the past three summers, he has played for the Langley Thunder of Western Lacrosse Association... He had a breakout season in 2012, finishing fifth on the team in points... Advanced to the Mann Cup Finals in consecutive seasons (2011-12)... Played Junior "A" lacrosse for the St. Catharines Athletics of the Ontario Lacrosse Association from 2005 to 2009... Played four games of Division I lacrosse at Cornell in 2007... He was the captain of the Niagara U-19 field lacrosse team and was a member of the Team Ontario U-19 team that won the Brogden Cup in 2005... Led his team to an All-Ontario championship in 2005 and regional championships in 2005 and 2006.

PERSONAL

Works as a firefighter in Burnaby... Studied firefighting at Texas A&M... While at Cornell, he was enrolled in the College of Agriculture and Life Sciences... His uncle, Pat, also plays for the Knighthawks.

nine games... Won the 2012 Bowhunter Cup with the Iroquois Nationals... Led Bandits with 22 forced turnovers and second with 104 loose balls in 2011, also added 21 loose balls and six assists in two playoff games, both career-highs for postseason... Led Buffalo with 112 loose balls in 2010... Spent two seasons in Chicago (2007-08)... Collected 100+ loose balls in both seasons with the Shamrox... Career-high 11 goals and 18 assists in 2007... Played in Portland in 2006... Spent two seasons with Buffalo in 2004-05... Played rookie season in 2003 with the Toronto Rock, who won the Champion's Cup that year... Drafted in the seventh round by Toronto. Plays for the Major Series Lacrosse's Six Nations Chiefs (2004-2012).



CRAIG POINT
FORWARD

9


Height: 5-11 **Weight:** 238 lbs.
Shoots: Right **Date of Birth:** Jan. 19, 1986
Born: Six Nations

TRANSACTIONS

He re-signed and agreed to a four-year deal with the Knighthawks on November 30, 2009... On February 19, 2009, was acquired by Rochester, along with forward Dean Hill, from the Minnesota Swarm for forward Aaron Wilson and a conditional draft pick... Selected by Boston in the first round (third overall) of the 2007 NLL Entry Draft.

CAREER

He enters his sixth season in the NLL and fifth with the Knighthawks... Won his first Champion's Cup in 2012... He averaged over three points per game in the playoffs and the regular season... Had a career-high three playoff goals and tied his career best with five points on 5/04/12... He scored three goals and added two assists in his 2012 debut on 2/18/12... Was on the Injured Reserve List from 1/18/12 to 2/12/12... In 2011, he was fourth on the team with 47 points and third with 27 assists... He had a career season in 2010, scoring a career-best 31 goals to finish second on the team... He also collected a personal-best 95 loose balls... Point also showed his versatility by winning a team-high 107 faceoffs... In 2008, he set the Minnesota rookie records for goals (27), assists (34) and points (61) in his first NLL season with the Swarm... Ranked first on team with 10 power-play goals and 19 power-play assists and finished third in goals and scoring... Played in all 16 games and collected PIM and 74 loose balls... Named the NLL Rookie of the Year and a member of the NLL's All-Rookie Team... Was named Rookie of the Week four times... Acquired by Minnesota along with Darren Halls in exchange for Brock Boyle, Minnesota's first-round picks in the 2007 NLL Entry Draft (eighth and 11th) and a third-round pick in the 2008 NLL Entry Draft (9/1/07)... Played for the Hamilton Nationals in 2011... Named to the Iroquois Nationals for the 2012 Bowhunter Cup... Played for the Toronto Nationals of Major League Lacrosse in 2009 and 2010... In 2010 and 2012, he won the Nations Cup with the Ohsweken Aces... Member of the Iroquois Nationals that was scheduled to play at the 2010 FIL World Lacrosse Championships... Suited up for the Six Nations Chiefs in the Major Series... Was a member of the 2007 Minto Cup winning Six Nations Arrows of the Junior "A" Ontario Lacrosse Association... Recorded 188 points (139+105) in 81 games in four seasons with Six Nations (2004-07) and won four straight Ontario Championships... Played for the Six Nations team that went undefeated in the Canadian field lacrosse national championships, defeating BC representative Ladner in the final, 11-6, to win the 2009 Ross Cup... Led the Iroquois Nationals in scoring at the 2007 World Indoor Lacrosse Championships en route to a silver medal... Guided Onondaga Community College to a perfect 18-0 record and a National Championship in 2006 in his only collegiate season... Won the 2012 Bowhunter Cup with the Iroquois Nationals.



PERSONAL

Girlfriend, Hayli Sault... kids: Keelan and Tyler... Works as an ironworker... He was a member of the Six Nations Olympic Team that participated in the 2010 Vancouver Olympic Torch Relay.

Season	Team	League	Regular Season						Playoffs					
			GP	G	A	PTS	PIM	LB	GP	G	A	PTS	PIM	LB
2008	Minnesota	NLL	16	27	34	61	8	74	1	1	1	2	0	4
2009	Minnesota	NLL	4	2	6	8	2	13	--	--	--	--	--	--
2009	Rochester	NLL	10	17	11	28	12	47	1	2	3	5	2	5
2010	Rochester	NLL	16	31	15	46	38	95	--	--	--	--	--	--
2011	Rochester	NLL	15	20	27	47	0	67	1	0	0	0	0	0
2012	Rochester	NLL	7	10	14	24	2	22	3	4	6	10	0	7
KNIGHTHAWKS TOTALS			48	78	67	145	52	231	5	6	9	15	2	12
PRO TOTALS			68	107	117	214	62	318	6	7	10	17	2	16



CASEY POWELL
FORWARD

22

Height: 6-1 **Weight:** 200 lbs.
Shoots: Right **Date of Birth:** Feb. 18, 1976
Born: West Carthage, N.Y.

TRANSACTIONS

Selected with the second-overall pick (14th overall) by the Rochester Knighthawks in the NLL Dispersal Draft of Orlando Titans players... Was the first pick overall in the 1999 NLL Entry Draft by the Rochester Knighthawks.

CAREER

He enters his 10th season in the National Lacrosse League after not playing in 2011... In 119 games, he has 254 goals and 341 assists for 595 points... He is a six-time All-Pro and became the first American to win the league's MVP award in 2010... Played with the Boston Blazers during the 2011 season... Was a member of the New York/Orlando Titans from 2007-10... He spent the 2003-04 and 2005 National Lacrosse League seasons with the Anaheim Storm... Powell played in Rochester for the Knighthawks during the 1999 and 2000 seasons, posting 21 goals and 37 assists for 58 points in 19 games... Powell was originally the first overall pick of the Rochester Knighthawks in 1999... Named MVP

and an All-World Team selection at the 2011 FIL World Indoor Lacrosse Championships, as he led the Americans' offense with 16 goals and 15 assists in five games... He played for Team USA in the 1998 FIL World Lacrosse Championship and helped the US win gold... Won silver with Team USA at the 2006 World Field Lacrosse Championships... One of Syracuse's best players of all-time... Powell was a four-time All-American and a two-time National Player of the Year at Syracuse... He helped SU to the 1995 NCAA National Championship and was recognized as a four-time member of the NCAA All-Tournament team... Division I Attackman of the Year in 1998... Casey is tied for second all-time in points at SU with his brother Ryan... Casey amassed 287 points (158+129) for the Orange over four seasons (1994-98)... He was named to Lacrosse Magazine's All-Century Team... In the professional outdoor league, he is the league's all-time point producer... In 2012, he was named to the MLL All-Star Game for the sixth time in his career... In 2011, he guided the Nationals to the MLL Finals and led a second-half comeback with three of his four goals... Led the MLL Playoffs with five goals and eight points... Powell is a three-time MLL Champion and a four-time All-Star... Won his third MLL Championship in 2008 this time as a member of the Rochester Rattlers... Named the 2005 and 2007 MLL Offensive Player of Year... Represented Team USA at the 2012 Champion Challenge in January 2012.

PERSONAL

Married: wife, Lisa... The couple has a daughter, Bella... Currently the Director of Lacrosse Programs at the St. Andrew's School... Runs Casey Powell Lacrosse.

Season	Team	League	Regular Season						Playoffs					
			GP	G	A	PTS	PIM	LB	GP	G	A	PTS	PIM	LB
1999	Rochester	NLL	9	9	21	30	6	41	2	1	1	2	0	7
2000	Rochester	NLL	10	12	16	28	8	47	2	3	4	7	0	9
2004	Anaheim	NLL	15	24	41	68	14	82	--	--	--	--	--	--
2005	Anaheim	NLL	14	27	30	57	30	60	--	--	--	--	--	--
2007	New York	NLL	13	29	51	80	14	90	--	--	--	--	--	--
2008	New York	NLL	16	32	54	86	10	79	2	6	7	13	2	7
2009	New York	NLL	13	40	45	85	16	59	3	10	11	21	6	16
2010	Orlando	NLL	14	44	36	80	12	53	2	6	4	10	0	3
2011	Boston	NLL	15	34	47	81	10	59	1	4	2	6	0	2
KNIGHTHAWKS TOTALS			19	21	37	58	14	88	4	4	5	9	0	16
PRO TOTALS			119	254	341	595	120	570	12	30	29	59	8	44





JOHNNY POWLESS
FORWARD

93

Height: 6-0 **Weight:** 195 lbs.
Shoots: Left **Date of Birth:** Mar. 15, 1993
Born: Six Nations

TRANSACTIONS

He signed a three-year deal with the Knighthawks on November 11, 2011... He was the Rochester Knighthawks' first-round selection (fifth overall) in the 2011 National Lacrosse League Entry Draft... The pick was acquired from Calgary in a draft day trade that sent Shawn Evans and a first rounder in the 2012 Entry Draft to the Roughnecks.

CAREER

He enters his second season in the NLL and second with the Knighthawks... In 2012, he was named to the NLL All-Rookie Team... Recorded two points (1+1) in his playoff debut on 5/04/12... 2012 NLL Sportsmanship Award winner... Named the Knighthawks' Rookie of the Year... Finished fourth on the team with 50 points... On 4/14/12, Powless notched his second straight seven-point night (3+4) en route to Rookie of the Week hon-

ors... On 4/6/12, Powless notched his third career hat trick and set career highs in assists (four) and points (seven)... Was named the NLL Rookie of the Week... Scored a goal in his All-Star debut... Named an East Division All-Star Reserve... Scored two goals and added two assists on 2/04 en route to NLL Rookie of the Week honors... His first goal on 1/27/12 was SportsCenter's No. 7 play... In his pro debut, he scored three goals and added two assists on 1/14/12... In 2012, he was ninth in Junior "A" lacrosse with 77 points in just 14 games; was tied for seventh in playoff points... Won the 2012 Bowhunter Cup with the Iroquois Nationals... Played in three Major Series lacrosse games with the Six Nations Chiefs in 2012... From 2010-11, Powless had an incredible two-year run in junior lacrosse, amassing 111 goals and 69 assists for 180 points in just 43 games... In 2011, he won the Gaylord Powless Award as the Junior "A" Most Sportsmanlike Player... He was also named a Second Team All-Star as he finished fourth in Junior "A" scoring... Powless recorded 65 goals and was fourth with 102 points... He was tied for fourth in playoff goals (22) and was fifth in points (45)... The forward won the Joe Nieuwendyk Award as the 2010 Junior "A" Rookie of the Year after recording 78 points as a 17 year old... Played for the Iroquois Nationals at the 2012 U-19 World Lacrosse Championships... In 2009, he played in 13 games with the Six Nations Jr. "B" Rebels, scoring three times while adding eight helpers as he split his time with the Six Nations Midgets and the Rebels... In 2009, he led the Team Iroquois Midget National Team to a gold medal, while winning tournament MVP honors.

Season	Team	League	Regular Season						Playoffs					
			GP	G	A	PTS	PIM	LB	GP	G	A	PTS	PIM	LB
2012	Rochester	NLL	16	26	24	50	10	43	3	5	6	11	0	4
KNIGHTHAWKS TOTALS			16	26	24	50	10	43	3	5	6	11	0	4
PRO TOTALS			16	26	24	50	10	43	3	5	6	11	0	4



BRAD SELF
TRANSITION

25

Height: 5-11 **Weight:** 188 lbs.
Shoots: Left **Date of Birth:** Feb. 27, 1981
Born: Peterborough, Ontario, Canada

TRANSACTIONS

He re-signed and agreed to a one-year deal with the Knighthawks on September 18, 2012... Acquired by the Knighthawks on October 27, 2010 in a four-player, four-draft pick deal with the Colorado Mammoth... Drafted in the second round, 18th overall, in the 2001 NLL Entry Draft by the Buffalo Bandits.

CAREER

He enters his seventh season in the NLL and second with the Knighthawks... Won his first Champion's Cup in 2012... He played in a career-high 16 games and collected a career best 87 loose balls last season... Had a six-game goal-scoring streak (2/4 to 3/12/12)...


Had a seven-game assist streak from 1/14 to 2/18/12... Made his Knighthawks debut on 1/14/12... Returned to pro lacrosse after playing five seasons of pro hockey in Germany (2006-11)... Broke into the NLL with the Ottawa Rebel and registered a career-high 12 goals as part of a 26-point season... Was acquired by the Colorado Mammoth in the first round (eighth overall) of the 2003 NLL Dispersal Draft... Had his first season as a pro in 2004 with a career-best 24 assists and 29 points... Played one more season with the Mammoth before being acquired in a deal by the Philadelphia Wings... Played one year with the Wings before playing his final season in Chicago with the Shamrox... Won a Mann Cup with Peterborough in 2004 and 2012... In 2012, named the Peterborough Lakers' Transition Player of the Year... In 2003, he was the co-winner of the Gene Dopp Memorial Trophy as the Top Rookie in the Major Series... In 2002, he won the Jim Veltman Award as the Most Outstanding Player in Junior "A"... That season, he also received the Jack Biondi Memorial Trophy as the top player in the Junior "A" All-Star Game and was the co-winner of the Bobby Allen Award given to the top scorer in Junior "A" lacrosse.

PERSONAL

He is a student at St. Mary's University... His brother, Scott, plays for the Buffalo Bandits... He was selected by Buffalo Sabres in the eighth round (235th overall) of the 1999 NHL Entry Draft.

Season	Team	League	Regular Season						Playoffs					
			GP	G	A	PTS	PIM	LB	GP	G	A	PTS	PIM	LB
2003	Ottawa	NLL	10	12	14	26	0	41	--	--	--	--	--	--
2004	Colorado	NLL	9	5	24	29	2	60	1	0	0	0	2	5
2005	Colorado	NLL	8	7	6	13	0	35	1	3	0	3	2	9
2006	Philadelphia	NLL	8	6	11	17	6	62	--	--	--	--	--	--
2008	Chicago	NLL	5	8	8	16	4	25	--	--	--	--	--	--
2012	Rochester	NLL	16	7	16	23	6	87	3	0	1	1	2	12
KNIGHTHAWKS TOTALS			16	7	16	23	6	87	3	0	1	1	2	12
PRO TOTALS			56	45	79	124	18	310	5	3	1	4	6	26





SID SMITH
DEFENSE

79

Height: 6-0 **Weight:** 223 lbs.
Shoots: Left **Date of Birth:** July 24, 1986
Born: Six Nations

TRANSACTIONS

He signed a four-year deal with the Knighthawks on November 30, 2009... Rochester Knighthawks' first-round selection (first overall) in the 2009 NLL Entry Draft.

CAREER

He enters his fourth season in the NLL and fourth with the Knighthawks... Won his first Champion's Cup in 2012... Named a reserve for the 2011 NLL East Division All-Star team... Named the Knighthawks co-Defensive Player of the Year (2010 and 2011)... Won a silver medal with the Iroquois team at the 2011 FIL World Indoor Lacrosse Championships... Named the tournament's Top Defenseman and All-World... In 2010, he was on the Iroquois Nationals that was scheduled to play in the FIL World Lacrosse Championships... He plays for the Six Nations Chiefs in Major Series Lacrosse... In 2010, 2011 and 2012, he played for the Iroquois Nationals in the Bowhunter Cup, winning it in 2011 and 2012... From 2010-12, he won the Nations Cup with the Ohsweken Aces... Played for the Toronto Nationals of Major League Lacrosse in 2009 and won an MLL title... Played two seasons at Syracuse University and won back-to-back NCAA titles... Named an All-American both seasons... In 2009 was named to the Second Team and in 2008 was named an Honorable Mention All-American... Started all 36 games in his SU career...

Named to the 2008 NCAA Championship All-Tournament Team... That season, he was also part of an Orange defense that posted a 7.62 team goals-against average, the lowest mark for an SU squad since 1970... In 2006, he played for Onondaga Community College... Led the Lazars to the 2006 NJCAA national championship and an 18-0 overall record... Lazars also captured the 2006 Region III and Mid-State Conference titles... 2006 NJCAA All-America First Team... Member of the Iroquois Nationals that was scheduled to play at the 2010 FIL World Lacrosse Championships... Competed for the Iroquois Nationals at the 2006 International Lacrosse Federation (ILF) World Lacrosse Championship... Plays for the Six Nations Chiefs of Major Series Lacrosse... Captained the Six Nations Arrows to the 2007 Minto Cup title... Recipient of the 2007 John "Gus" McCauley Memorial Trophy as the Ontario Junior "A" League's Defender of the Year... Named a First Team All-Star and the recipient of the B.W. "Bill" Evans Trophy as the top graduating player in the OLA Junior series... Guided the Arrows to a 17-0-1 record and the 2007 Ontario Junior 'A' League championship... Winner of the Dean McLeod Award as the Ontario Junior "A" Playoff MVP... Won a silver medal with the Iroquois Nationals at the 2007 World Indoor Lacrosse Championships... Winner of the 2006 Jim Bishop Memorial Award as the tournament's Most Sportsmanlike Player... 2006 co-winner of the John "Gus" McCauley Memorial Trophy as the Ontario Junior "A" League's Defender of the Year... Played for four straight Ontario championship teams with Six Nations (2004-2007)... In 2006, he was named the winner of the Tom Longboat Award as the Canadian Aboriginal Male Athlete of the Year.

PERSONAL

He and his girlfriend, Leah Sault, have a daughter, Sylken Ellejay... Majoring in social work at Syracuse... Just 19 days prior to his NLL debut, he was a member of the Six Nations Olympic Team that participated in the 2010 Vancouver Olympic Torch Relay.

Season	Team	League	Regular Season						Playoffs					
			GP	G	A	PTS	PIM	LB	GP	G	A	PTS	PIM	LB
2010	Rochester	NLL	16	0	1	1	15	62	--	--	--	--	--	--
2011	Rochester	NLL	11	0	3	3	17	39	1	0	0	0	2	2
2012	Rochester	NLL	15	0	1	1	8	45	3	0	0	0	4	9
KNIGHTHAWKS TOTALS			42	0	5	5	40	146	4	0	0	0	6	11
PRO TOTALS			42	0	5	5	40	146	4	0	0	0	6	11





MATT VINC
GOALIE

48

Height: 6-0 **Weight:** 213 lbs.
Shoots: Right **Date of Birth:** June 9, 1982
Born: Hamilton, Ontario, Canada

TRANSACTIONS

Acquired by the Knighthawks on October 27, 2010 in a four-player, four-draft pick deal with the Colorado Mammoth... Signed a three-year deal with the Knighthawks on November 16, 2010... He was originally, a first-round selection (sixth overall) in the 2005 NLL Entry Draft by San Jose.

CAREER

He enters his eighth season in the NLL and third with the Knighthawks... Won his first Champion's Cup in 2012... Posted incredible numbers in the postseason, recording 134 saves in only three games... He also notched a 10.67 goals-against average and a .807 save percentage... In the NLL Finals, he limited Edmonton to a record-tying low six goals (5/19/12)... Made 51 saves in a 17-13 win at Toronto in East Division Finals (5/12/12)... Allowed a season-low seven goals and made 35 saves in a 9-7 win over Philadelphia on 4/28/12... Ended the season with 583 saves, which was the third highest total in single-season team history... He was second in the NLL in saves, tied for third in wins (7) and fifth in goals-against average (12.21)... Made his 3,000th career save as part of a 50-save effort in a 15-12 win over Washington on 2/18/12... In 2011, he was named to the NLL All-Pro Team for the third time in his career (First Team honors in 2010, 2011 and Second Team status in 2008)... Named the NLL Goaltender of the Year for the second straight season... Led the NLL in saves for a third straight season, equaling Steve Dietrich's league record... Ranked first in save percentage (.794), tied for second in wins (10) and third with a 9.77 goals-against average... His save percentage was the second best in team history... Named the Knighthawks MVP... In 2010, he had one of his finest seasons as a pro, earning NLL Goaltender of the Year honors... He was 10-5 last season with a league-best .810 save percentage and 609 saves... He became the first NLL goalie to post back-to-back 600-save seasons, recording 609 stops in 2009 and 2010... In 2009, he led the New York Titans into the NLL Finals... Arrived with the Titans organization in 2006 in a deal that sent Vinc, Ryan Boyle and Matt Alrich from San Jose to New York



for the first overall pick in the 2006 Draft... In 2011 with Six Nations, Vinc, Mike Poulin and Jeff Powless won the Harry Lumley award for the MSL goaltenders allowing the least goals during the season... In the summer of 2010, he was the starting goalie for Six Nations of Major Series Lacrosse... In his junior career, he played for the St. Catharines Athletics (1999 to 2003)... He won three Ontario Championships and two Minto Cup Championships (2001 and 2003)... Named the Minto Cup MVP in 2001 and OLA Jr. "A" league MVP in 2003... B.W. "Bill" Evans Trophy as the top graduating player in the OLA Junior series in 2003... OLA Playoff MVP from 2000 to 2002... Three-time winner of the Junior "A" Bob Melville Memorial Trophy for lowest team goals against (2001-03)... In the field game, he won gold in 2006 and silver in 2010 with Canada as a long-pole defenseman in the FIL World Lacrosse Championships... Won a gold medal with Team Canada at the 2011 FIL World Indoor Lacrosse Championships... Named Championship Game MVP, All-World team and the Top Goaltender... In 2006 he was a member of the Rochester Rattlers and in 2010 he played for the Toronto Nationals of Major League Lacrosse... In his college lacrosse days, he was a four-year starter at defense for Canisius... Team captain in 2004 and 2005... In 2004 and 2005, he earned Second Team All-MAAC honors... Was a three-time All-Academic selection as well.

PERSONAL

He works as a teacher in St. Catharines... He has a degree in secondary education from Canisius College.

Season	Team	League	Regular Season						Playoffs				
			GP	W	L	GAA	SV%	SVS	GP	W	L	GAA	SV%
2006	San Jose	NLL	4	0	0	16.97	.556	5	--	--	--	--	--
2007	New York	NLL	14	3	9	13.23	.727	419	--	--	--	--	--
2008	New York	NLL	16	9	5	11.35	.770	562	2	1	1	13.08	.693
2009	New York	NLL	16	9	6	11.33	.779	609	3	2	1	8.23	.815
2010	Orlando	NLL	16	10	5	9.51	.810	609	2	1	1	12.77	.739
2011	Rochester	NLL	16	10	6	9.77	.794	585	1	0	1	10.00	.815
2012	Rochester	NLL	16	7	9	12.21	.753	583	3	3	0	10.67	.807
KNIGHTHAWKS TOTALS			32	17	15	11.00	.773	1168	4	3	1	10.50	.809
PRO TOTALS			98	48	40	11.18	.773	3372	11	7	4	10.69	.782





CORY VITARELLI
FORWARD

23

Height: 5-11 **Weight:** 218 lbs.
Shoots: Left **Date of Birth:** June 30, 1985
Born: Peterborough, Ontario, Canada

TRANSACTIONS

Signed a three-year deal with the Knighthawks on December 11, 2010... Rochester Knighthawks fifth-round selection (61st overall) in the 2006 NLL Entry Draft.

CAREER


He enters his third season in the NLL and third with the Knighthawks... Scored a career-high four goals and five points on 5/12/12... Named the Knighthawks' Unsung Hero... Finished second on the team with 29 goals... Recorded 20 points in his last seven games (15+5) from 3/10 to 4/28/12... During that stretch he notched four three-

goal games... Registered a career-high five goals and six points on 1/14/12... Netted his first professional hat trick on 4/2/11... Scored two goals and added one assist in his pro debut on 3/26/11... Won the Mann Cup with the Peterborough Lakers in 2007, 2010 and 2012... Won the 2010 Lakers Fan Favorite Award... In the past five seasons, he has played with the Peterborough Lakers of Major Series Lacrosse... Was a member 2006 Minto Cup Championship team in Peterborough... He played junior lacrosse in the Lakers system from 2001 to 2006 and collected 36 goals and 54 assists in 57 games... Originally signed a two-year deal with the Knighthawks on March 25, 2008.

PERSONAL

Played hockey from 2006 to 2011 for University of Prince Edward Island of Atlantic University Sports... A graduate of Holy Cross Secondary School, Cory was a sociology major... He played in the OHL for St. Mike's from 2002 to 2006... Cory lists his family, especially his father, Mark, as his greatest athletic influences... His dad won four straight Minto Cups with Peterborough from 1972-75... The team was inducted into the Canadian Lacrosse Hall of Fame in 2010... His great uncle "Dootch" Vitarelli won three Mann Cups.

Season	Team	League	Regular Season						Playoffs					
			GP	G	A	PTS	PIM	LB	GP	G	A	PTS	PIM	LB
2011	Rochester	NLL	6	7	6	13	2	19	1	0	0	0	2	2
2012	Rochester	NLL	16	29	17	46	10	64	3	4	3	7	2	12
KNIGHTHAWKS TOTALS			22	36	23	59	12	83	4	4	3	7	4	14
PRO TOTALS			22	36	23	59	12	83	4	4	3	7	4	14



JOE WALTERS
FORWARD

1

Height: 6-0 **Weight:** 200 lbs.
Shoots: Left **Date of Birth:** Nov.30, 1984
Born: Rochester, N.Y.

TRANSACTIONS

He re-signed and agreed to a three-year deal with the Knighthawks on July 26, 2010... Was traded from Buffalo to Philadelphia on 8/01/07... Buffalo Bandits' second-round selection (18th overall) in the 2006 National Lacrosse League Entry Draft.

CAREER

He enters his fifth season in the NLL and fifth with the Knighthawks... Was named the team's 2010, 2011 and 2012 Community Service Award winner... In 2012, he finished fifth in the NLL in playoff points (13) en route to his first NLL Championship... Was tied for first on the team in postseason assists with nine... He had a career game on 5/04/12, as he led Rochester with a career-best four assists, six points; tied his career high with two goals... During the regular season, he recorded a career-high 13 assists... The Knighthawks were 4-2 with Walters in the lineup during the regular season... Tied his career high with three assists on 4/14/12... Netted his first game-winning goal and added three assists on 2/18/12... In 2011, he recorded 11 points (1+10)... In 2009, he

recorded 20 points (8+12) in 15 games and 50 loose balls in his rookie NLL season... In 2012, he was fifth in Major League Lacrosse with a career-high 46 points, despite playing in only 11 games... Also recorded a career-best 28 assists, as he led the Hamilton Nationals in assists and points... Played in his fifth MLL All-Star Game... All-MLL Team selection (2008-09, 2011)... Played for the Toronto National in 2009 and won the MLL title... In 2008, he helped the Rochester Rattlers win their first Major League Lacrosse title and was named the Playoff MVP... Won a silver medal with Team USA at the 2006 World Lacrosse Championships in London, Ontario... Completed a storied college career at the University of Maryland... With the Terrapins, he was a four-time All-American and the 2006 recipient of the Jack Turnbull Memorial Award as the Attackman of the Year... He was also a candidate for the Tewaaraton Trophy, given to the National Player of the Year... Maryland's all-time leader in points and goals with 227 and 153, respectively... Three-time All-ACC selection and two-time ACC Player of the Year... In 2011, he made his Senior "A" box lacrosse debut with the Brampton Excelsiors... Won his first Mann Cup in 2011 with the Excels... Represented the United States at three Bowhunter Cups (2010-12).

PERSONAL

He works in the Knighthawks front office in the sales department... Majored in criminology and criminal justice at Maryland... Founder of Sharp Shooter Lacrosse (small group instruction & Sharp Shooter Academy)... Co-founder of Run N' Gun Lacrosse Camps with Kyle Harrison... Author of "The Sharp Shooter" (lacrosse shooting instruction), which is available at www.thesharpshooterbook.com.

Season	Team	League	Regular Season						Playoffs					
			GP	G	A	PTS	PIM	LB	GP	G	A	PTS	PIM	LB
2009	Rochester	NLL	15	8	12	20	7	50	1	0	0	0	0	1
2010	Rochester	NLL	14	1	10	11	4	39	--	--	--	--	--	--
2011	Rochester	NLL	5	1	10	11	0	12	--	--	--	--	--	--
2012	Rochester	NLL	6	3	13	16	0	9	3	4	9	13	0	3
KNIGHTHAWKS TOTALS			40	13	45	58	11	110	4	4	9	13	0	4
PRO TOTALS			40	13	45	58	11	110	4	4	9	13	0	4



BLUE CROSS ARENA AT THE WAR MEMORIAL

The downtown Blue Cross Arena enters its 19th season as the home of the National Lacrosse League Rochester Knighthawks in 2013.

The Rochester War Memorial opened to the public on October 27, 1955, and has since hosted two American Hockey League All-Star Games (1957, 2000), 16 Calder Cup Finals, one NLL All-Star Game and one NLL Final in its history.

In addition, the War Memorial hosted its first professional game for the National Basketball Association's Rochester Royals on November 5, 1955.

The first hockey game played in the War Memorial took place later that month as the Buffalo Bisons faced off against the Montreal Canadiens on November 21. Montreal's Maurice "Rocket" Richard scored the first goal at the War Memorial 54 seconds into the first period.

The Rochester War Memorial became known as The Blue Cross Arena after its \$40 million renovation was completed during the 1998-99 season. During the 2002-03 season, the \$1.25 million Constellation Video Board was installed to add the crown jewel to the downtown entertainment center.

The BCA has hosted two NLL Championship Games. The first was in 2003 and the second was in 2012. The Rochester Knighthawks won their third NLL Championship, and first on their home turf, defeating the Edmonton Rush 9-6 on May 19, 2012.

Besides hosting NLL games, the arena also hosts major college basketball games, college and pro hockey games, cheerleading competitions, and youth lacrosse and hockey games.

Rochester Knighthawks All-Time Attendance

Season	Total Attendance	Average Attendance
1995	29,535	7,383
1996	36,881	7,376
1997	32,852	6,570
1998	40,234	6,706
1999	54,400	9,067
2000	54,458	9,077
2000-01	64,032	9,147
2001-02	71,499	8,937
2002-03	71,874	8,984
2003-04	69,293	8,662
2005	70,930	8,866
2006	79,906	9,988
2007	79,612	9,951
2008	79,217	9,902
2009	60,492	7,562
2010	57,037	7,130
2011	47,588	5,949
2012	54,740	6,842
Total	1,054,580	8,304

Total attendance for 18 seasons: 1,054,580 (127 games).

Average total attendance per season: 58,587.

Average attendance per game per season: 8,304.

- Seating capacity at The Blue Cross Arena is 10,652 (as of 2010)
- Last sellout – 3/27/10 vs. Buffalo
- Blue Cross Arena single-game high: 11,200 (3/31/07 vs. Philadelphia and 4/14/07 vs. Buffalo)
- War Memorial single-game high: 7,393 (2/10/96 vs. Buffalo and 3/09/96 vs. Baltimore)



2012 REGULAR SEASON GAME-BY-GAME

GM#	DATE	OPPONENT	RESULT	RECORD	GOALIE	HOME ATT.	ROAD ATT.
1	January 14	@ Philadelphia	W 22-12	1-0	Vinc/Henhawk		8,813
2	January 21	vs. Buffalo	L 9-12	1-1	Vinc	9,776	
3	January 27	@ Toronto	L 11-13	1-2	Vinc		11,862
4	January 28	@ Colorado	L 11-4	1-3	Vinc/Henhawk		15,210
5	February 4	vs. Minnesota	W 16-14	2-3	Vinc	5,346	
6	February 12	@ Minnesota	L 6-9	2-4	Vinc		7,087
7	February 18	vs. Washington	W 15-12	3-4	Vinc	6,163	
8	February 24	@ Toronto	L 12-16	3-5	Vinc		10,274
9	March 3	@ Philadelphia	W 11-8	4-5	Vinc		8,906
10	March 10	vs. Buffalo	W 13-10	5-5	Vinc	7,254	
11	March 24	vs. Toronto	L 7-13	5-6	Vinc	5,714	
12	March 31	vs. Colorado	L 12-16	5-7	Vinc	5,611	
13	April 6	@ Calgary	L 14-15	5-8	Vinc/Henhawk		9,806
14	April 14	vs. Calgary	W 14-12	6-8	Vinc	5,964	
15	April 21	@ Buffalo	L 9-14	6-9	Vinc/Henhawk		18,690
16	April 28	vs. Philadelphia	W 9-7	7-9	Vinc	8,912	

2012 PLAYOFF GAME-BY-GAME

GM#	DATE	OPPONENT	RESULT	RECORD	GOALIE	HOME ATT.	ROAD ATT.
17	May 4	vs. Philadelphia	W 14-13	8-9	Vinc	5,176	
18	May 12	@ Toronto	W 17-13	9-9	Vinc		9,384
19	May 19	vs. Edmonton	W 9-6	10-9	Vinc	9,277	

Regular Season

2012 total home attendance = 54,740
 2012 average home attendance = 6,842

Playoffs

2012 total home attendance = 14,453
 2012 average home attendance = 7,227





KNIGHTHAWKS REGULAR SEASON STATISTICS

#	Name	GP	G	A	PTS	PIM	PPG	SHG	S	SOG	SOFF	LB	TO	FT	FO	FOW	FOL	FO%
88	Cody Jamieson	15	36	49	85	15	7	4	226	158	68	56	46	2	0	0	0	0.0
44	Mike Accursi	16	22	44	66	4	3	1	134	104	30	66	34	0	0	0	0	0.0
28	Stephen Keogh	16	26	32	58	14	10	0	136	97	39	43	26	0	0	0	0	0.0
93	Johnny Powless	16	26	24	50	10	1	1	101	70	31	43	12	2	0	0	0	0.0
23	Cory Vitarelli	16	29	17	46	10	7	2	122	92	30	64	18	4	0	0	0	0.0
20	Jordan Hall	10	7	24	31	11	2	0	55	38	17	61	20	3	0	0	0	0.0
42	Jarrett Davis	13	7	21	28	14	0	0	69	47	22	34	17	3	0	0	0	0.0
9	Craig Point	7	10	14	24	2	2	0	49	30	19	22	14	1	49	16	33	32.7
25	Brad Self	16	7	16	23	6	0	1	45	33	12	87	9	20	0	0	0	0.0
10	Pat McCready	16	5	13	18	38	0	0	24	19	5	94	7	10	2	1	1	50.0
1	Joe Walters	6	3	13	16	0	0	0	32	27	5	9	8	1	0	0	0	0.0
66	Alex "Kedoh" Hill	5	5	6	11	0	0	0	28	20	8	13	4	0	0	0	0	0.0
48	Matt Vinc	16	0	8	8	4	0	0	2	0	2	15	8	0	0	0	0	0.0
47	Travis Hill	9	4	3	7	29	0	1	14	10	4	25	5	3	94	31	63	33.0
37	Scott Campbell	15	1	5	6	11	0	0	8	5	3	62	9	7	1	0	1	0.0
16	Dylan Evans	13	1	4	5	4	0	0	8	6	2	61	7	1	101	31	70	30.7
11	Joel White	6	0	3	3	2	0	0	6	4	2	34	6	5	0	0	0	0.0
86	Rory Glaves	15	0	3	3	9	0	0	0	0	0	24	4	4	0	0	0	0.0
26	Mike Kirk	16	0	3	3	42	0	0	9	8	1	51	8	9	0	0	0	0.0
50	Ryan Cousins	10	1	1	2	6	0	0	2	1	1	31	4	1	1	0	1	0.0
7	Tyler Burton	14	1	1	2	21	0	0	5	5	0	68	6	9	190	89	101	46.8
2	Chris Schiller	8	0	1	1	10	0	0	2	2	0	20	3	3	0	0	0	0.0
79	Sid Smith	15	0	1	1	8	0	0	3	3	0	45	2	12	7	1	6	14.3
17	Kyle Laverty	10	0	1	1	46	0	0	0	0	0	17	4	1	0	0	0	0.0
4	Jamie Batson	1	0	0	0	0	0	0	0	0	0	1	0	0	8	1	7	12.5
33	Jake Henhawk	3	0	0	0	27	0	0	0	0	0	0	0	0	0	0	0	0.0
77	Tim O'Brien	2	0	0	0	4	0	0	0	0	0	0	0	0	0	0	0	0.0
6	Joe Smith	2	0	0	0	2	0	0	1	1	0	4	1	1	2	1	1	50.0

GOALTENDER

#	Name	GP	MIN	W	L	SOG	GA	GAA	SV	SV%
33	Jake Henhawk	16	21:28	0	0	18	4	11.18	14	.778
48	Matt Vinc	16	938:30	7	9	774	191	12.21	583	.753



KNIGHTHAWKS PLAYOFF STATISTICS

#	Name	GP	G	A	PTS	PIM	PPG	SHG	S	SOG	SOFF	LB	TO	FT	FO	FOW	FOL	FO%
88	Cody Jamieson	3	8	9	17	0	0	0	29	25	4	7	6	0	0	0	0	0.0
1	Joe Walters	3	4	9	13	0	0	0	20	11	9	3	3	0	0	0	0	0.0
93	Johnny Powless	3	5	6	11	0	0	0	19	14	5	4	4	0	0	0	0	0.0
9	Craig Point	3	4	6	10	0	0	0	16	13	3	7	5	1	20	6	14	30.0
42	Jarrett Davis	3	1	9	10	0	0	0	12	5	7	4	3	1	0	0	0	0.0
44	Mike Accursi	3	5	4	9	0	1	0	22	18	4	8	2	0	0	0	0	0.0
28	Stephen Keogh	3	4	4	8	0	0	0	25	16	9	11	8	3	0	0	0	0.0
23	Cory Vitarelli	3	4	3	7	2	2	0	14	8	6	12	3	1	0	0	0	0.0
26	Mike Kirk	3	1	2	3	2	0	0	2	1	1	16	0	0	0	0	0	0.0
16	Dylan Evans	3	1	1	2	0	0	0	1	1	0	11	2	1	26	6	20	23.1
10	Pat McCready	3	1	1	2	7	0	0	2	2	0	20	0	4	0	0	0	0.0
17	Kyle Laverty	3	0	1	1	4	0	0	1	1	0	6	0	0	0	0	0	0.0
50	Ryan Cousins	3	1	0	1	0	0	0	1	1	0	8	0	0	0	0	0	0.0
7	Tyler Burton	3	1	0	1	0	0	0	1	1	0	8	0	0	37	6	31	16.2
25	Brad Self	3	0	1	1	2	0	0	5	4	1	12	1	0	0	0	0	0.0
37	Scott Campbell	3	0	1	1	0	0	0	1	1	0	12	3	0	0	0	0	0.0
48	Matt Vinc	3	0	0	0	0	0	0	0	0	0	1	3	0	0	0	0	0.0
79	Sid Smith	3	0	0	0	4	0	0	0	0	0	9	0	0	0	0	0	0.0
86	Rory Glaves	3	0	0	0	0	0	0	0	0	0	9	1	1	0	0	0	0.0

GOALTENDER

#	Name	GP	MIN	W	L	SOG	GA	GAA	SV	SV%
33	Jake Henhawk	3	0:00	0	0	0	0	0.00	0	.000
48	Matt Vinc	3	180:00	3	0	166	32	10.67	134	.807



GAME-BY-GAME SUMMARY (GAMES 1-10)

NO	DATE PLAYER	1/14 @PHIL	1/21 BUFF	1/27 @TOR	1/28 @COL	2/4 MINN	2/12 @MINN	2/18 WASH	2/24 @TOR	3/03 @PHIL	3/10 BUFF
1	WALTERS	DND	DND	DND	0-2	DND	DND	1-3	DND	1-1	DND
2	SCHILLER	0-1	0-0	0-0	0-0	0-0	0-0	0-0	0-0	DND	REL
4	BATSON	PRS	PRS	PRS	PRS	PRS	PRS	0-0	PRS	PRS	PRS
6	SMITH, JOE	PHIL	PHIL	PHIL	PHIL	PHIL	PHIL	0-0	0-0	PRS	REL
7	BURTON	0-0	0-0	0-0	0-0	0-0	0-0	SUSP	PUP	0-0	0-0
9	POINT	INJ	INJ	INJ	INJ	INJ	INJ	3-2	0-4	1-2	1-3
10	McCREADY, PAT	0-2	0-1	0-3	0-1	0-0	1-0	3-1	1-0	0-0	0-0
11	WHITE	DND	DND	DND	0-0	DND	0-1	DND	PUP	0-1	0-0
16	EVANS, DYLAN	0-1	DND	0-0	0-0	0-0	0-1	0-0	1-1	0-0	0-0
17	LAVERTY	0-0	0-1	0-0	0-0	0-0	DND	0-0	DND	DND	DND
20	HALL	2-6	1-3	0-0	0-4	1-3	0-1	SUSP	2-2	0-3	1-2
23	VITARELLI	5-1	0-1	2-0	2-2	2-3	0-0	1-3	1-2	1-0	3-0
25	SELF	0-2	0-1	0-1	0-1	1-1	1-1	1-1	2-0	1-2	1-2
26	KIRK	0-0	0-0	0-0	0-0	0-0	0-0	0-0	0-0	0-1	0-0
28	KEOGH	2-4	2-1	1-3	2-3	2-1	0-0	0-2	1-2	2-2	1-2
33	HENHAWK	0-0	0-0	0-0	0-0	0-0	0-0	0-0	0-0	0-0	0-0
37	CAMPBELL	0-1	0-0	0-1	DND	0-0	0-0	1-0	0-0	0-0	0-1
42	DAVIS	1-3	0-0	0-1	DND	2-4	0-1	0-3	0-1	PRS	DND
44	ACCURSI	3-7	1-2	1-0	3-3	2-5	0-2	3-2	1-0	3-4	0-6
47	HILL, TRAVIS	2-2	0-0	1-0	DND	1-0	0-0	SUSP	PUP	PUP	PUP
48	VINC	0-1	0-0	0-0	0-0	0-0	0-0	0-0	0-1	0-1	0-0
50	COUSINS	--	--	--	--	--	--	0-1	0-0	0-0	0-0
66	HILL, "KEDOH"	DND	1-0	DND	1-1	DND	DND	DND	DND	DND	PRS
77	O'BRIEN	PRS	PRS	PRS	PRS	PRS	PRS	PRS	PRS	0-0	0-0
79	SMITH	0-0	0-0	0-0	0-0	0-0	0-1	SUSP	0-0	0-	0-0
86	GLAVES	0-0	0-1	0-1	0-1	0-0	0-0	0-0	0-0	PUP	0-0
88	JAMIESON	4-5	3-2	4-4	2-3	3-6	2-0	SUSP	2-4	2-4	3-3
93	POWLESS	3-2	1-1	2-1	1-0	2-2	2-1	2-1	1-0	0-1	3-1
48	VINC	W/12	L/12	L/12	L/13	W/14	L/9	W/12	L/16	W/8	W/10
	(saves)----->	32	36	26	20	32	35	50	44	44	48
33	HENHAWK	R/0	--	--	R/1	--	--	--	--	--	--
	(saves)----->	3	--	--	4	--	--	--	--	--	--
SCORE		22-12	9-12	11-13	11-14	16-14	6-9	15-12	12-16	11-8	13-10
POWER-PLAY		7-10	1-2	1-5	1-4	5-8	0-4	1-4	2-3	1-2	3-6
PENALTY KILL		1-4	3-6	2-6	1-3	3-5	4-6	1-3	1-6	2-4	4-8
ROCH PIM		102	23	14	10	19	27	6	12	9	21
OPP. PIM		110	14	12	8	34	10	8	6	4	18
ROCH SHOTS (on)		58	40	53	55	54	52	62	37	50	39
OPP. SHOTS (on)		47	48	49	38	46	44	62	60	53	58
GW GOAL		ROC-23	BUFF-81	TOR-13	COL-24	ROC-23	MINN-21	ROC-1	TOR-6	ROC-44	ROC-93
GW ASSIST		ROC-42	BUFF-9	TOR-33	COL-37	ROC-20	MINN-84	ROC-42	TOR-17	ROC-9	ROC-9
GW ASSIST		ROC-20	--	--	--	ROC-44	MINN-98	ROC-9	TOR-21	ROC-88	ROC-44
EN GOAL (S)		--	--	TOR-9	--	--	--	ROC-25	--	--	--
1ST GOAL		ROC-20	BUFF-15	ROC-88	COL-17	MINN-21	MINN-21	WASH-42	TOR-13	ROC-28	ROC-88

KEY

- * = Overtime Game
- ^ = Double Overtime Game
- # = Empty Net Goal
- ND = No Decision
- R = Replaced Starting Goalie
- RET = Retired
- SUSP = Suspended
- DNP = Did Not Play
- DND = Did Not Dress
- INJ = Did Not Play – Injured
- SICK = Did Not Play – Sick
- HOLD = Holdout List
- REL = Released
- NA = Not Available
- FA = Free agent
- PRS = Practice Squad
- PUP = Physically unable to perform



GAME-BY-GAME SUMMARY (GAMES 11-16 AND PLAYOFFS)

NO	DATE PLAYER	3/24 TOR	3/31 COL	4/06 @CAL	4/14 CAL	4/21 @BUFF	4/28 PHIL	5/04 PHIL	5/12 @TOR	5/19 EDM
1	WALTERS	PRS	PRS	PRS	0-3	0-2	1-2	2-4	2-2	0-3
2	SCHILLER	REL	REL	REL	REL	REL	REL	REL	REL	REL
4	BATSON	PRS	PRS	PRS	PRS	PRS	PRS	PRS	PRS	PRS
6	SMITH, JOE	PHIL	PHIL	PHIL	PHIL	PHIL	PHIL	PHIL	PHIL	PHIL
7	BURTON	0-0	0-0	0-1	0-0	1-0	0-0	1-0	0-0	0-0
9	POINT	2-0	DND	0-2	DND	DND	2-1	3-2	1-2	0-2
10	McCREADY, PAT	0-1	0-0	0-2	0-1	0-1	0-0	1-0	0-1	0-0
11	WHITE	0-1	0-0	DND	DND	DND	DND	DND	DND	DND
16	EVANS, DYLAN	PRS	PRS	0-1	0-0	0-0	0-0	0-0	1-1	0-0
17	LAVERTY	0-0	0-0	0-0	DND	DND	0-0	0-0	0-0	0-1
20	HALL	0-0	DND	IR	IR	IR	IR	IR	IR	IR
23	VITARELLI	1-2	3-2	2-0	3-0	3-0	0-1	0-2	4-1	0-0
25	SELF	0-1	0-0	0-2	0-1	0-0	0-0	0-0	0-1	0-0
26	KIRK	0-0	0-1	0-0	0-0	0-0	0-1	0-0	1-2	0-0
28	KEOGH	0-2	2-2	3-3	3-3	1-0	4-2	2-1	1-1	1-2
33	HENHAWK	0-0	0-0	0-0	0-0	0-0	0-0	0-0	0-0	0-0
37	CAMPBELL	0-1	0-0	0-0	0-0	0-0	0-0	0-0	0-1	0-0
42	DAVIS	2-1	0-2	0-1	0-2	1-2	1-0	0-4	1-3	0-2
44	ACCURSI	0-1	0-3	2-2	2-4	1-1	0-2	1-2	2-1	2-1
47	HILL, TRAVIS	DND	0-1	0-0	0-0	0-0	DND	DND	DND	DND
48	VINC	0-1	0-1	0-2	0-1	0-0	0-0	0-0	0-0	0-0
50	COUSINS	0-0	0-0	1-0	0-0	0-0	0-0	1-0	0-0	0-0
66	HILL, "KEDOH"	DND	1-2	DND	2-1	0-2	0-0	DND	DND	DND
77	O'BRIEN	DND	DND	DND	PUP	PUP	PUP	PUP	PUP	PUP
79	SMITH	0-0	0-0	0-0	0-0	0-0	0-0	0-0	0-0	0-0
86	GLAVES	0-0	0-0	0-0	0-0	0-0	0-0	0-0	0-0	0-0
88	JAMIESON	2-2	5-2	2-3	1-4	1-3	0-4	2-4	2-1	4-4
93	POWLESS	0-0	1-3	3-4	3-4	1-1	1-2	1-1	2-4	2-1
48	VINC	L/13	L/16	L/14	W/12	L/14	W/7	W/13	W/13	W/6
	(saves)----->	42	28	36	41	24	35	37	51	46
33	HENHAWK	--	--	R/1	--	R/0	--	--	--	--
	(saves)----->	--	--	2	--	5	--	--	--	--
SCORE		7-13	12-16	14-15	14-12	9-14	9-7	14-13	17-13	9-6
POWER-PLAY		0-5	1-4	2-3	4-6	0-4	3-7	0-3	2-3	1-1
PENALTY KILL		3-7	1-4	1-5	3-5	2-3	2-3	2-3	2-2	2-3
ROCH PIM		25	14	19	28	10	14	6	9	6
OPP. PIM		21	10	15	42	12	22	6	21	2
ROCH SHOTS (on)		35	44	61	53	55	37	47	40	35
OPP. SHOTS (on)		55	44	53	53	43	42	50	64	52
GW GOAL		TOR-33	COL-20	CAL-77	ROC-44	BUFF-33	ROC-28	ROC-50	ROC-93	ROC-28
GW ASSIST		TOR-13	COL-13	CAL-22	ROC-25	BUFF-17	ROC-26	ROC-88	ROC-1	ROC-93
GW ASSIST		TOR-7	COL-24	--	ROC-48	BUFF-9	--	--	ROC-42	ROC-88
EN GOAL (S)		--	--	--	--	--	--	--	ROC-26	--
1ST GOAL		ROC-42	COL-17	ROC-28	CAL-77	BUFF-15	ROC-9	PHIL-10	ROC-88	EDM-88

KEY

- * = Overtime Game
- ^ = Double Overtime Game
- # = Empty Net Goal
- ND = No Decision
- R = Replaced Starting Goalie
- RET = Retired
- SUSP = Suspended
- DNP = Did Not Play
- DND = Did Not Dress
- INJ = Did Not Play – Injured
- SICK = Did Not Play – Sick
- HOLD = Holdout List
- REL = Released
- NA = Not Available
- FA = Free agent
- PRS = Practice Squad
- PUP = Physically unable to perform



REGULAR SEASON HIGHS AND LOWS

SCORING

MOST GOALS SCORED - GAME	22	at Philadelphia, 1/14/12
MOST GOALS SCORED - HALF	13	at Philadelphia, 1/14/12 (Second Half)
MOST GOALS SCORED - QUARTER	8	at Philadelphia, 1/14/12 (Fourth Quarter)
MOST GOALS ALLOWED - GAME	14	at Colorado, 1/28/12; vs. Minnesota, 2/4/12; at Calgary, 4/06/12
MOST GOALS ALLOWED - HALF	11	at Calgary, 4/06/12 (First Half)
MOST GOALS ALLOWED - QUARTER	7	at Toronto, 1/27/12 (Fourth Quarter); at Calgary, 4/06/12 (Second Quarter)
FEWEST GOALS SCORED - GAME	6	at Minnesota, 2/12/12
FEWEST GOALS SCORED - HALF	1	vs. Toronto, 3/24/12 (First Half)
FEWEST GOALS SCORED - QUARTER	0	at Toronto, 2/24/12 (First Quarter); vs. Toronto, 3/24/12 (First Quarter)
FEWEST GOALS ALLOWED - GAME	8	at Philadelphia, 3/03/12
LARGEST MARGIN OF VICTORY	10	at Philadelphia, 1/14/12
LARGEST MARGIN OF DEFEAT	6	vs. Toronto, 3/24/12

SHOOTING (ON GOAL)

MOST SHOTS TAKEN - GAME	62	vs. Washington, 2/18/12
MOST SHOTS TAKEN - QUARTER	21	vs. Calgary, 4/14/12 (Second Quarter)
MOST SHOTS TAKEN - HALF	37	vs. Washington, 2/18/12 (Second Half)
FEWEST SHOTS TAKEN - GAME	35	vs. Toronto, 3/24/12
FEWEST SHOTS TAKEN - QUARTER	5	vs. Buffalo, 3/10/12 (Fourth Quarter); vs. Philadelphia, 4/28/12 (Third Quarter)
FEWEST SHOTS TAKEN - HALF	15	vs. Toronto, 3/24/12 (First Half)
MOST SHOTS ALLOWED - GAME	62	vs. Washington, 2/18/12
MOST SHOTS ALLOWED - QUARTER	22	vs. Buffalo, 3/10/12 (Fourth Quarter)
MOST SHOTS ALLOWED - HALF	34	at Toronto, 2/24/12 (First Half)
FEWEST SHOTS ALLOWED - GAME	38	at Colorado, 1/28/12
FEWEST SHOTS ALLOWED - QUARTER	5	at Colorado, 1/28/12 (Third Quarter); vs. Philadelphia, 4/28/12 (Third Quarter)
FEWEST SHOTS ALLOWED - HALF	18	vs. Philadelphia, 4/28/12 (Second Half)

PENALTY MINUTES

MOST PENALTY MINUTES - GAME	112	at Philadelphia, 1/14/12
MOST PENALTY MINUTES - QUARTER	89	at Philadelphia, 1/14/12 (Fourth Quarter)
MOST PENALTY MINUTES - HALF	93	at Philadelphia, 1/14/12 (Second Half)
FEWEST PENALTY MINUTES - GAME	6	vs. Washington, 2/18/12
MOST PENALTY MINUTES - OPPONENTS - GAME	122	at Philadelphia, 1/14/12
FEWEST PENALTY MINUTES - OPPONENTS - GAME	4	at Philadelphia, 3/03/12

TEAM STREAKS

LONGEST WINNING STREAK	2	3/03/12 - 3/10/12
LONGEST HOME WINNING STREAK	3	2/4/12 - 3/10/12
LONGEST ROAD WINNING STREAK	1	1/14/12; 3/03/12
LONGEST LOSING STREAK	3	1/21/12 - 1/28/12
LONGEST HOME LOSING STREAK	2	3/24/12 - 3/31/12
LONGEST ROAD LOSING STREAK	4	1/27/12 - 2/24/12

INDIVIDUAL RECORDS

MOST GOALS - GAME	5	Cory Vitarelli at Philadelphia, 1/14/12; Cody Jamieson vs. Colorado, 3/31/12
MOST ASSISTS - GAME	7	Mike Accursi at Philadelphia, 1/14/12
MOST POINTS GAME	10	Mike Accursi at Philadelphia, 1/14/12
PENALTY MINUTES - GAME	30	Kyle Laverty at Philadelphia, 1/14/12
MOST SHOTS ON GOAL - GAME	13	Mike Accursi at Philadelphia, 1/14/12
MOST SAVES IN A GAME	48	Matt Vinc vs. Buffalo, 3/10/12

INDIVIDUAL STREAKS

CONSECUTIVE GAME GOAL-SCORING STREAK	15	Cody Jamieson
CONSECUTIVE GAME ASSIST STREAK	10	Jarrett Davis
CONSECUTIVE GAME POINT STREAK	16	Mike Accursi

KNIGHTHAWKS WHEN:

	TIMES	HOME	ROAD	OVERALL
SCORING FIRST GOAL OF GAME	7	2-1	2-2	4-3
ALLOWING FIRST GOAL OF GAME	9	3-2	0-4	3-6
OUTSHOOTING THE OPPONENT	7	1-0	1-5	2-5
WHEN SHOTS ARE TIED	3	2-1	0-0	2-1
WHEN OUTSHOT	6	2-2	1-1	3-3
LEADING ENTERING SECOND HALF	5	3-0	2-0	5-0
TIED ENTERING SECOND HALF	2	0-0	0-2	0-2
BEHIND ENTERING SECOND HALF	9	2-3	0-4	2-7
INVOLVED IN ONE GOAL GAMES	1	0-0	0-1	0-1



PLAYOFF HIGHS AND LOWS

SCORING

MOST GOALS SCORED - GAME	17	at Toronto, 5/12/12
MOST GOALS SCORED - HALF	10	at Toronto, 5/12/12 (Second Half)
MOST GOALS SCORED - QUARTER	6	vs. Philadelphia, 5/04/12 (Third Quarter); at Toronto, 5/12/12 (Fourth Quarter)
MOST GOALS ALLOWED - GAME	13	vs. Philadelphia, 5/04/12; at Toronto, 5/12/12
MOST GOALS ALLOWED - HALF	8	vs. Philadelphia, 5/04/12 (Second Half); at Toronto, 5/12/12 (Second Half)
MOST GOALS ALLOWED - QUARTER	7	vs. Philadelphia, 5/04/12 (Fourth Quarter)
FEWEST GOALS SCORED - GAME	9	vs. Edmonton, 5/19/12
FEWEST GOALS SCORED - HALF	1	vs. Edmonton, 5/19/12
FEWEST GOALS SCORED - QUARTER	0	vs. Edmonton, 5/19/12 (First Quarter)
FEWEST GOALS ALLOWED - GAME	6	vs. Edmonton, 5/19/12 (Ties NLL record)
LARGEST MARGIN OF VICTORY	4	at Toronto, 5/12/12
LARGEST MARGIN OF DEFEAT	-	n/a

SHOOTING (ON GOAL)

MOST SHOTS TAKEN - GAME	47	vs. Philadelphia, 5/04/12
MOST SHOTS TAKEN - QUARTER	15	vs. Philadelphia, 5/04/12 (First and Third Quarter)
MOST SHOTS TAKEN - HALF	24	vs. Philadelphia, 5/04/12 (First Half)
FEWEST SHOTS TAKEN - GAME	35	vs. Edmonton, 5/19/12
FEWEST SHOTS TAKEN - QUARTER	5	vs. Edmonton, 5/19/12 (Second Quarter) (Team Record)
FEWEST SHOTS TAKEN - HALF	20	at Toronto, 5/12/12 (First and Second Half)
MOST SHOTS ALLOWED - GAME	64	at Toronto, 5/12/12
MOST SHOTS ALLOWED - QUARTER	20	at Toronto, 5/12/12 (Fourth Quarter)
MOST SHOTS ALLOWED - HALF	35	at Toronto, 5/12/12 (Second Half)
FEWEST SHOTS ALLOWED - GAME	50	vs. Philadelphia, 5/04/12
FEWEST SHOTS ALLOWED - QUARTER	8	vs. Philadelphia, 5/04/12 (Second Quarter); vs. Edmonton, 5/19/12 (Third Quarter)
FEWEST SHOTS ALLOWED - HALF	18	vs. Philadelphia, 5/04/12 (First Half)

PENALTY MINUTES

MOST PENALTY MINUTES - GAME	9	vs. Philadelphia, 5/04/12
MOST PENALTY MINUTES - QUARTER	5	at Toronto, 5/12/12 (Fourth Quarter)
MOST PENALTY MINUTES - HALF	5	at Toronto, 5/12/12 (Second Half)
FEWEST PENALTY MINUTES - GAME	6	at Toronto, 5/12/12; vs. Edmonton, 5/19/12
MOST PENALTY MINUTES - OPPONENTS - GAME	21	at Toronto, 5/12/12
FEWEST PENALTY MINUTES - OPPONENTS - GAME	2	vs. Edmonton, 5/19/12 (Team Record)

TEAM STREAKS

LONGEST WINNING STREAK	3	5/04/12 - (Ties Team Record)
LONGEST HOME WINNING STREAK	2	5/04/12 -
LONGEST ROAD WINNING STREAK	1	5/12/12 -
LONGEST LOSING STREAK	--	--
LONGEST HOME LOSING STREAK	--	--
LONGEST ROAD LOSING STREAK	--	--

INDIVIDUAL RECORDS

MOST GOALS - GAME	4	Cory Vitarelli at Toronto, 5/12/12; Cody Jamieson vs. Edmonton, 5/19/12
MOST ASSISTS - GAME	4	Joe Walters vs. Philadelphia, 5/04/12; Jarrett Davis vs. Philadelphia, 5/04/12; Cody Jamieson vs. Philadelphia, 5/04/12
MOST POINTS GAME	8	Cody Jamieson vs. Edmonton, 5/19/12
PENALTY MINUTES - GAME	5	Pat McCready at Toronto, 5/12/12
MOST SHOTS ON GOAL - GAME	10	Cody Jamieson vs. Edmonton, 5/19/12
MOST SAVES IN A GAME	51	Matt Vinc at Toronto, 5/12/12

INDIVIDUAL STREAKS

CONSECUTIVE GAME GOAL-SCORING STREAK	3	Numerous
CONSECUTIVE GAME ASSIST STREAK	3	Numerous
CONSECUTIVE GAME POINT STREAK	3	Numerous

KNIGHTHAWKS WHEN:

	TIMES	HOME	ROAD	OVERALL
SCORING FIRST GOAL OF GAME	1	0-0	1-0	1-0
ALLOWING FIRST GOAL OF GAME	2	2-0	0-0	2-0
OUTSHOOTING THE OPPONENT	0	0-0	0-0	0-0
WHEN SHOTS ARE TIED	0	0-0	0-0	0-0
WHEN OUTSHOT	3	2-0	1-0	3-0
LEADING ENTERING SECOND HALF	2	1-0	1-0	2-0
TIED ENTERING SECOND HALF	0	0-0	0-0	0-0
BEHIND ENTERING SECOND HALF	1	1-0	0-0	1-0
INVOLVED IN ONE GOAL GAMES	1	1-0	0-0	0-0



2012 NATIONAL LACROSSE LEAGUE SEASON REVIEW

2012 REGULAR SEASON STANDINGS

East						
Team	W	L	PCT	GF	GA	Division
Toronto Rock	9	7	.563	198	196	5-4
Rochester Knighthawks	7	9	.438	191	197	4-5
Philadelphia Wings	7	9	.438	176	207	4-5
Buffalo Bandits	7	9	.438	198	204	5-4

West						
Team	W	L	PCT	GF	GA	Division
Calgary Roughnecks	12	4	.750	216	170	9-2
Colorado Mammoth	11	5	.688	217	201	6-4
Minnesota Swarm	9	7	.563	202	190	5-5
Edmonton Rush	6	10	.375	167	175	4-7
Washington Stealth	4	12	.250	179	204	2-8

PLAYOFFS

Divisional Round			
Opponents	Score	Arena	Attendance
Rochester d. Philadelphia	14-13	Blue Cross Arena	5,176
Toronto d. Buffalo	7-6	Air Canada Centre	9,472
Minnesota d. Colorado	14-10	Pepsi Center	14,152
Edmonton d. Calgary	19-11	Scotiabank Saddledome	11,161

Divisional Finals			
Opponents	Score	Arena	Attendance
Rochester d. Toronto	17-13	Air Canada Centre	9,384
Edmonton d. Minnesota	15-3	Xcel Energy Center	6,491

2012 CHAMPIONSHIP GAME			
Opponents	Score	Arena	Attendance
Rochester d. Edmonton	9-6	Blue Cross Arena	9,277

2012 NLL STATISTICAL LEADERS

Points				Power Play Goals			
1. John Grant, Jr.	COL	116		1. John Tavares	BUF	21	
2. Garrett Billings	TOR	114		2. John Grant, Jr.	COL	19	
3. Dan Dawson	PHI	103		3. Luke Wiles	BUF	18	
4. Cody Jamieson	ROC	85		4. Lewis Ratcliff	WAS	13	
5. Callum Crawford	MIN	83		Shawn Evans	CAL	13	

Goals				Shots on Goal			
1. John Grant, Jr.	COL	50		1. Lewis Ratcliff	WAS	195	
2. John Tavares	BUF	41		2. John Grant, Jr.	COL	192	
3. Luke Wiles	BUF	39		3. Cody Jamieson	ROC	158	
4. Drew Westervelt	PHI	36		4. Luke Wiles	BUF	146	
Cody Jamieson	ROC	36		5. Drew Westervelt	PHI	145	

Assists				Forced Turnovers			
1. Garrett Billings	TOR	82		1. Kyle Rubisch	EDM	43	
2. Dan Dawson	PHI	78		2. Jeff Gilbert	MIN	26	
3. John Grant, Jr.	COL	66		3. Andrew Sutor	MIN	25	
4. Gavin Prout	COL	61		4. Rory Smith	COL	22	
5. Callum Crawford	MIN	58		5. Andrew Watt	MIN	21	

Loose Balls				Goaltender Wins			
1. Geoff Snider	CAL	232		1. Chris Levis	COL	10	
2. Bob Snider	WAS	202		2. Mike Poulin	CAL	10	
3. Jeff Reynolds	PHI	166		3. Brandon Miller	PHI	7	
4. Brodie Merrill	PHI	157		Matt Vinc	ROC	7	
5. Jordan MacIntosh	MIN	153		5. Aaron Bold	EDM	7	

Faceoff Wins				Goaltender Goals Against Average			
1. Bob Snider	WAS	319		1. Evan Kirk	MIN	9.81	
2. Geoff Snider	CAL	276		2. Mike Poulin	CAL	10.27	
3. Jeff Reynolds	PHI	244		3. Aaron Bold	EDM	10.47	
4. Jordan MacIntosh	MIN	151		4. Tyler Carlson	MIN	12.04	
5. Stephen Hoar	TOR	146		5. Matt Vinc	ROC	12.21	

Penalty Minutes				Goaltender Saves			
1. Andrew Sutor	MIN	74		1. Chris Levis	COL	603	
2. Brandon Francis	BUF	69		2. Matt Vinc	ROC	583	
3. Paul Dawson	PHI	67		3. Aaron Bold	EDM	571	
4. Shawn Evans	CAL	65		4. Brandon Miller	PHI	547	
5. Travis Irving	BUF	57		5. Tyler Richards	WAS	514	

2012 NLL SEASON AWARDS AND HONORS

Sportsmanship Award.....Johnny Powless, Rochester Knighthawks
 "The Tom Borrelli Award" for Media Person of the Year.....Jake Elliott, Minnesota Swarm
 General Manager of the Year.....John Arlotta, Minnesota Swarm
 Executive of the Year.....Andy Arlotta, Minnesota Swarm
 "The Les Bartley Award" for Head Coach of the Year.....Joe Sullivan, Minnesota Swarm
 Defensive Player of the Year.....Kyle Rubisch, Edmonton Rush
 Transition Player of the Year.....Andrew Sutor, Minnesota Swarm
 Goaltender of the Year.....Mike Poulin, Calgary Roughnecks
 Rookie of the Year.....Adam Jones, Colorado Mammoth
 Most Valuable Player.....John Grant, Jr., Colorado Mammoth

ALL-NATIONAL LEAGUE LACROSSE TEAMS

First Team		
Player	Position	Team
John Grant, Jr.	Forward	Colorado
Garrett Billings	Forward	Toronto
Dan Dawson	Forward	Philadelphia
Andrew Sutor	Transition	Minnesota
Kyle Rubisch	Defense	Edmonton
Mike Poulin	Goalie	Calgary

Second Team		
Player	Position	Team
John Tavares	Forward	Buffalo
Cody Jamieson	Forward	Rochester
Shawn Evans	Forward	Calgary
Brodie Merrill	Transition	Philadelphia
Jeff Gilbert	Defense	Minnesota
Scott Carnegie	Defense	Calgary
Aaron Bold	Goalie	Edmonton

NATIONAL LACROSSE LEAGUE ALL-ROOKIE TEAM

Player	Position	Team
Adam Jones	Forward	Colorado
Kevin Crowley	Forward	Philadelphia
Johnny Powless	Forward	Rochester
Stephen Keogh	Forward	Rochester
Jordan MacIntosh	Transition	Minnesota
Evan Kirk	Goalie	Minnesota



NATIONAL LACROSSE LEAGUE REGULAR SEASON CAREER RECORDS

GAMES PLAYED

Name	No.
John Tavares	268
Chris Driscoll	234
Shawn Williams	223
Colin Doyle	222
Mike Accursi	220
Pat McCready	219
Bob Watson	217
Dallas Eliuk	213
Josh Sanderson	206
Pat O'Toole	204

ASSISTS

Name	No.
John Tavares	862
Colin Doyle	720
Josh Sanderson	713
Shawn Williams	625
Gavin Prout	588
John Grant	574
Gary Gait	530
Dan Dawson	525
Blaine Manning	507
Jim Veltman	493

LOOSE BALLS

Name	No.
Jim Veltman	2417
John Tavares	2053
Pat McCready	1593
Steve Toll	1562
Brodie Merrill	1371
Geoff Snider	1292
Cam Woods	1288
Phil Sanderson	1266
Mark Steenhuis	1228
Gary Gait	1171

FORCED TURNOVERS

Name	No.
Kyle Rubisch	63
Brodie Merrill	46
Mike Carnegie	41
Mike Grimes	41
Jeff Gilbert	37
Stephen Hoar	37
Andrew Suitor	37

SAVES

Name	No.
Bob Watson	6471
Pat O'Toole	6464
Dallas Eliuk	6356
Steve Dietrich	5514
Matt Disher	4904
Anthony Cosmo	4428
Gee Nash	4328
Rob Blasdel	4287
Curtis Palidwor	4075
Matt Roik	3610

GOALS

Name	No.
John Tavares	765
Gary Gait	635
John Grant	519
Colin Doyle	458
Shawn Williams	412
Paul Gait	410
Tom Marechek	399
Lewis Ratcliff	380
Mike Accursi	368
Josh Sanderson	368

POINTS

Name	No.
John Tavares	1627
Colin Doyle	1178
Gary Gait	1165
John Grant	1093
Josh Sanderson	1081
Shawn Williams	1037
Gavin Prout	881
Dan Dawson	871
Lewis Ratcliff	822
Blaine Manning	803

FACEOFF WINS

Name	No.
Jamie Hanford	2091
Peter Jacobs	1774
Geoff Snider	1585
Stephen Hoar	1448
Pat Jones	1247
Rodney Tapp	1118
Paul Cantabene	982
Cory Bomberry	917
Gordon Purdie	862
Peter Lough	846

PENALTY MINUTES

Name	No.
Kyle Laverty	625
Pat McCready	468
Billy Dee Smith	429
Dan Ladouceur	428
Geoff Snider	426
Patrick Merrill	425
Eric Martin	401
Cam Woods	398
Thomas Hajek	392
Scot Evans	385
Regy Thorpe	385

CONSECUTIVE GAMES PLAYED

Name	No.
Shawn Williams	196
Colin Doyle	188
Steve Toll	188
Dan Dawson	163
Blaine Manning	162
Lewis Ratcliff	158
Josh Sanderson	141
Gavin Prout	136
Aaron Wilson	130
Ryan Boyle	112
Bruce Codd	112

NLL SINGLE-SEASON RECORDS

GOALS

Name	Team	Year	Goals
Athan Iannucci	Philadelphia	2008	71
Gary Gait	Colorado	2003	61
Gary Gait	Baltimore	1998	57
Gary Gait	Colorado	2004	55
Paul Gait	Washington	2002	54
John Grant	Rochester	2006	54
Chris Gill	Vancouver	2002	53
John Grant	Rochester	2002	52
Roy Colsey	New York	2001	51
John Tavares	Buffalo	2001	51
John Grant	Rochester	2007	51
Mark Steenhuis	Buffalo	2009	51
John Tavares	Buffalo	2009	51

POINTS

Name	Team	Year	Points
John Grant	Colorado	2012	116
John Tavares	Buffalo	2001	115
Paul Gait	Washington	2002	114
Garrett Billings	Toronto	2012	114
Gary Gait	Washington	2002	112
Colin Doyle	Toronto	2005	111
John Grant	Rochester	2007	111
Colin Doyle	San Jose	2009	111
John Tavares	Buffalo	2003	107
Dan Dawson	Arizona	2007	107

FACE-OFFS WON

Name	Team	Year	FOW
Bob Snider	Washington	2012	319
Peter Jacobs	Philadelphia	2005	318
Geoff Snider	Philadelphia	2008	318
Geoff Snider	Philadelphia	2010	295
Jamie Hanford	Colorado	2005	280
Peter Jacobs	Philadelphia	2006	280
Geoff Snider	Calgary	2012	276
Jamie Hanford	Colorado	2007	275
Jamie Hanford	Colorado	2003	271
Jamie Hanford	Colorado	2006	267

ASSISTS

Name	Team	Year	Assists
Garrett Billings	Toronto	2012	82
Dan Dawson	Philadelphia	2012	78
Dan Dawson	Boston	2009	74
Josh Sanderson	Calgary	2009	74
Colin Doyle	San Jose	2009	73
Josh Sanderson	Toronto	2005	71
Josh Sanderson	Calgary	2010	70
Colin Doyle	Toronto	2005	69
Josh Sanderson	Toronto	2006	69
Josh Sanderson	Albany	2002	68

LOOSE BALLS

Name	Team	Year	LBs
Geoff Snider	Philadelphia	2010	245
Geoff Snider	Philadelphia	2008	244
Geoff Snider	Calgary	2012	232
Jim Veltman	Toronto	2006	226
Geoff Snider	Philadelphia	2009	220
Brodie Merrill	Portland	2009	216
Brodie Merrill	Portland	2006	214
Brodie Merrill	Portland	2008	211
Jim Veltman	Toronto	2003	207
Jim Veltman	Toronto	2002	203

SAVES

Name	Team	Year	Saves
Rob Blasdel	Albany	2002	644
Curtis Palidwor	Montreal	2002	639
Matt Vinc	New York	2009	609
Matt Vinc	Orlando	2010	609
Dallas Eliuk	Philadelphia	2003	608
Matt King	Calgary	2002	603
Chris Levis	Colorado	2012	603
Brandon Miller	Chicago	2007	602
Gee Nash	Colorado	2005	601
Pat O'Toole	Rochester	2006	598
Nick Patterson	Minnesota	2008	598

PENALTY MINUTES

Name	Team	Year	Minutes
Rory Smith	Orlando	2010	104
Geoff Snider	Philadelphia	2008	103
Brian Reese	Washington	2002	98
Eric Martin	San Jose	2009	89
Travis Hill	Minnesota	2008	86
Tony Millon	Syracuse	2000	84
Kyle Laverty	Rochester	2009	83
Scott Evans	Rochester	2010	79
Geoff Snider	Philadelphia	2010	79
Cam Woods	Toronto	2008	78

FORCED TURNOVERS (Since 2011)

Name	Team	Year	FTO
Kyle Rubisch	Edmonton	2012	43
Brodie Merrill	Edmonton	2011	30
Mike Grimes	Washington	2011	27
Jeff Gilbert	Minnesota	2012	26
Mike Carnegie	Calgary	2011	25
Stephen Hoar	Toronto	2011	25
Andrew Suitor	Minnesota	2012	25
Jarrett Park	Colorado	2011	23
Phil Sanderson	Toronto	2011	23



NLL YEAR-BY-YEAR STANDINGS

2012 REGULAR SEASON

East						
Team	W	L	PCT	GF	GA	Division
Toronto Rock	9	7	.563	198	196	5-4
Rochester Knighthawks	7	9	.438	191	197	4-5
Philadelphia Wings	7	9	.438	176	207	4-5
Buffalo Bandits	7	9	.438	198	204	5-4

West						
Team	W	L	PCT	GF	GA	Division
Calgary Roughnecks	12	4	.750	216	170	9-2
Colorado Mammoth	11	5	.688	217	201	6-4
Minnesota Swarm	9	7	.563	202	190	5-5
Edmonton Rush	6	10	.375	167	175	4-7
Washington Stealth	4	12	.250	179	204	2-8

PLAYOFFS

Divisional Round

Opponents	Score	Arena	Attendance
Rochester d. Philadelphia	14-13	Blue Cross Arena	5,176
Toronto d. Buffalo	7-6	Air Canada Centre	9,472
Minnesota d. Colorado	14-10	Pepsi Center	14,152
Edmonton d. Calgary	19-11	Scotiabank Saddledome	11,161

Divisional Finals

Opponents	Score	Arena	Attendance
Rochester d. Toronto	17-13	Air Canada Centre	9,384
Edmonton d. Minnesota	15-3	Xcel Energy Center	6,491

2012 CHAMPIONSHIP GAME

Opponents	Score	Arena	Attendance
Rochester d. Edmonton	9-6	Blue Cross Arena	9,277

2011 REGULAR SEASON

East							
Team	W	L	PCT	GF	GA	Home	Away
Buffalo	10	6	0.625	169	159	4-4	6-2
Toronto	10	6	0.625	187	168	7-1	3-5
Rochester	10	6	0.625	176	159	4-4	6-2
Boston	8	8	0.500	166	155	4-4	4-4
Philadelphia	5	11	0.312	143	179	2-6	3-5

West							
Team	W	L	PCT	GF	GA	Home	Away
Calgary	11	5	0.688	198	181	6-2	5-3
Minnesota	8	8	0.500	187	180	5-3	3-5
Washington	8	8	0.500	203	198	3-5	5-3
Colorado	5	11	0.312	151	172	3-5	2-6
Edmonton	5	11	0.312	175	204	4-4	1-7

PLAYOFFS

Divisional Semifinals

Opponents	Score	Arena	Attendance
Buffalo d. Boston	11-10	HSBC Arena	11,273
Toronto d. Rochester	10-8	Air Canada Centre	10,228
Calgary d. Colorado	10-6	Scotiabank Saddledome	10,092
Washington d. Minnesota	14-8	Xcel Energy Center	5,878

Divisional Finals

Opponents	Score	Arena	Attendance
Toronto d. Buffalo	12-11	HSBC Arena	12,349
Washington d. Calgary	10-8	Scotiabank Saddledome	10,125

2011 CHAMPIONSHIP GAME

Opponents	Score	Arena	Attendance
Toronto d. Washington	8-7	Air Canada Centre	14,488

2010 REGULAR SEASON

East									
Team	W	L	GB	PCT	GF	GA	Home	Away	
Orlando	11	5	--	.688	172	154	5-3	6-2	
Toronto	9	7	2	.562	197	156	6-2	3-5	
Buffalo	8	8	3	.500	169	170	4-4	4-4	
Boston	8	8	3	.500	161	162	5-3	3-5	
Rochester	7	9	4	.438	155	181	4-4	3-5	
Philadelphia	5	11	6	.312	168	194	3-5	2-6	

West									
Team	W	L	GB	PCT	GF	GA	Home	Away	
Washington	11	5	--	.688	211	179	6-2	5-3	
Calgary	10	6	1	.625	193	169	5-3	5-3	
Edmonton	10	6	1	.625	186	201	5-3	5-3	
Minnesota	5	11	6	.312	189	201	3-5	2-6	
Colorado	4	12	7	.250	167	201	0-8	4-4	

PLAYOFFS

Divisional Semifinals

Opponents	Score	Arena	Attendance
Orlando d. Boston	12-11	Amway Arena	4,205
Toronto d. Buffalo	13-11	Air Canada Centre	9,367
Washington d. Minnesota	14-10	Comcast Arena	3,268
Edmonton d. Calgary	11-7	Pengrowth Saddledome	10,388

Divisional Finals

Opponents	Score	Arena	Attendance
Toronto d. Orlando	15-10	Amway Arena	4,651
Washington d. Edmonton	12-11 OT	Key Arena	4,242

2010 CHAMPIONSHIP GAME

Opponents	Score	Arena	Attendance
Washington d. Toronto	15-11	Comcast Arena	8,609

2009 REGULAR SEASON

East									
Team	W	L	GB	PCT	GF	GA	Home	Away	
Buffalo	10	6	--	.625	223	170	5-3	5-3	
Boston	10	6	--	.625	181	168	4-4	6-2	
New York	10	6	--	.625	190	180	5-3	5-3	
Rochester	7	9	3	.438	169	197	6-2	1-7	
Philadelphia	7	9	3	.438	188	193	4-4	3-5	
Toronto	6	10	4	.375	194	218	3-5	3-5	

West									
Team	W	L	GB	PCT	GF	GA	Home	Away	
Calgary	12	4	--	.750	206	167	5-3	7-1	
Portland	9	7	3	.563	181	177	4-4	5-3	
San Jose	7	9	5	.438	200	185	5-3	2-6	
Colorado	7	9	5	.438	174	198	4-4	3-5	
Minnesota	6	10	6	.375	141	197	2-6	4-4	
Edmonton	5	11	7	.313	159	200	4-4	1-7	

PLAYOFFS

Divisional Semifinals

Opponents	Score	Arena	Attendance
New York d. Rochester	11-10	Madison Square Garden	4,878
San Jose d. Portland	20-16	Rose Garden	6,053
Buffalo d. Boston	11-8	HSBC Arena	13,343
Calgary d. Colorado	15-8	Pengrowth Saddledome	9,760

Divisional Finals

Opponents	Score	Arena	Attendance
New York d. Buffalo	9-3	Prudential Center	5,644
Calgary d. San Jose	17-5	Pengrowth Saddledome	9,639

2009 CHAMPIONSHIP GAME

Opponents	Score	Arena	Attendance
Calgary d. New York	12-10	Pengrowth Saddledome	13,042



NLL YEAR-BY-YEAR STANDINGS

2008 REGULAR SEASON

East									
Team	W	L	GB	PCT	GF	GA	Home	Away	
Buffalo	10	6	--	.625	203	174	7-2	3-4	
Minnesota	10	6	--	.625	199	196	6-2	4-4	
New York	10	6	--	.625	197	186	5-1	5-5	
Philadelphia	10	6	--	.625	225	220	7-1	3-5	
Rochester	8	8	2	.500	197	171	4-4	4-4	
Toronto	7	9	3	.438	172	174	4-5	3-4	
Chicago	6	10	4	.375	176	212	3-5	3-5	

West									
Team	W	L	GB	PCT	GF	GA	Home	Away	
San Jose	12	4	--	.750	185	172	4-4	5-3	
Colorado	9	7	3	.563	184	167	6-2	3-5	
Calgary	9	7	3	.563	183	178	5-3	2-6	
Portland	9	7	3	.563	179	194	3-5	3-5	
Edmonton	6	10	6	.375	141	197	3-5	1-7	

PLAYOFFS

Divisional Semifinals

Opponents	Score	Arena	Attendance
Buffalo d. Philadelphia	14-12	HSBC Arena	9,344
New York d. Minnesota	11-8	Xcel Energy Center	11,088
Calgary d. Colorado	15-13	Pepsi Center	15,554
Portland d. San Jose	18-16	San Jose HP Pavilion	2,697

Divisional Finals

Opponents	Score	Arena	Attendance
Buffalo d. New York	19-12	HSBC Arena	11,012
Portland d. Calgary	16-12	Pengrowth Saddledome	9,327

2008 CHAMPIONSHIP GAME

Opponents	Score	Arena	Attendance
Buffalo d. Portland	14-13	HSBC Arena	18,690

2007 REGULAR SEASON

East									
Team	W	L	GB	PCT	GF	GA	Home	Away	
Rochester	14	2	--	.875	249	194	8-0	6-2	
Buffalo	10	6	4	.625	207	188	6-2	4-4	
Minnesota	9	7	5	.563	200	207	4-4	5-3	
Toronto	6	10	8	.375	187	183	3-5	3-5	
Chicago	6	10	8	.375	176	191	4-4	2-6	
Philadelphia	6	10	8	.375	178	186	4-4	2-6	
New York	4	12	10	.250	195	233	3-5	1-7	

West									
Team	W	L	GB	PCT	GF	GA	Home	Away	
Colorado	12	4	--	.750	209	179	7-1	5-3	
Calgary	9	7	3	.563	219	202	4-4	5-3	
Arizona	9	7	3	.563	188	181	6-2	3-5	
San Jose	9	7	3	.563	181	170	4-4	5-3	
Edmonton	6	10	6	.375	160	189	4-4	2-6	
Portland	4	12	8	.250	153	199	3-5	1-7	

PLAYOFFS

Divisional Semifinals

Opponents	Score	Arena	Attendance
Rochester d. Toronto	10-6	Blue Cross Arena	7,003
Buffalo d. Minnesota	14-8	HSBC Arena	9,003
Arizona d. Calgary	13-9	Pengrowth Saddledome	10,057
San Jose d. Colorado	15-14	Pepsi Center	16,309

Divisional Finals

Opponents	Score	Arena	Attendance
Rochester d. Buffalo	14-13	Blue Cross Arena	8,558
Arizona d. San Jose	9-7	Jobing.com Arena	6,924

2007 CHAMPIONSHIP GAME

Opponents	Score	Arena	Attendance
Rochester d. Arizona	13-11	Jobing.com Arena	9,796

2006 REGULAR SEASON

East									
Team	W	L	GB	PCT	GF	GA	Home	Away	
Buffalo	11	5	--	.688	193	167	6-2	5-3	
Rochester	9	7	2	.563	196	180	6-2	3-5	
Toronto	8	8	3	.500	182	179	5-3	3-5	
Minnesota	8	8	3	.500	158	171	3-5	5-3	
Philadelphia	8	8	3	.500	184	184	5-3	3-5	

West									
Team	W	L	GB	PCT	GF	GA	Home	Away	
Portland	11	5	--	.688	188	177	5-3	6-2	
Colorado	10	6	1	.625	200	172	6-2	4-4	
Calgary	9	7	2	.563	183	178	4-4	5-3	
Arizona	8	8	3	.500	198	199	4-4	4-4	
San Jose	5	11	6	.313	151	174	3-5	2-6	
Edmonton	1	15	10	.063	150	202	0-8	1-7	

PLAYOFFS

Divisional Semifinals

Opponents	Score	Arena	Attendance
Buffalo d. Minnesota	11-10	HSBC Arena	8,110
Rochester d. Toronto	16-8	Blue Cross Arena	7,295
Arizona d. Portland	14-11	Rose Garden	10,843
Colorado d. Calgary	18-17 (OT)	Pepsi Center	13,426

Divisional Finals

Opponents	Score	Arena	Attendance
Buffalo d. Rochester	15-10	HSBC Arena	10,897
Colorado d. Arizona	13-12	Pepsi Center	12,537

2006 CHAMPIONSHIP GAME

Opponents	Score	Arena	Attendance
Colorado d. Buffalo	16-9	HSBC Arena	16,109

2005 REGULAR SEASON

East									
Team	W	L	PCT	GB	GF	GA	Home	Away	
Toronto	12	4	.750	--	227	190	6-2	6-2	
Buffalo	11	5	.688	1	217	183	5-3	6-2	
Rochester	10	6	.625	2	193	179	5-3	5-3	
Philadelphia	6	10	.375	6	213	218	3-5	3-5	
Minnesota	5	11	.313	7	188	231	2-6	3-5	

West									
Team	W	L	PCT	GB	GF	GA	Home	Away	
Calgary	10	6	.625	--	216	208	6-2	4-4	
Arizona	9	7	.563	1	209	209	5-3	4-4	
Colorado	8	8	.500	2	201	182	5-3	3-5	
Anaheim	5	11	.313	5	175	212	2-6	3-5	
San Jose	4	12	.250	6	170	197	2-6	2-6	

PLAYOFFS

Divisional Semifinals

Opponents	Score	Arena	Attendance
Arizona d. Colorado	16-13	Glendale Arena	5,549
Rochester d. Buffalo	19-14	HSBC Arena	10,014

Divisional Finals

Opponents	Score	Arena	Attendance
Toronto d. Rochester	12-10	Air Canada Centre	17,289
Arizona d. Calgary	19-15	Pengrowth Saddledome	11,468

2005 CHAMPIONSHIP GAME

Opponents	Score	Arena	Attendance
Toronto d. Arizona	19-13	Air Canada Centre	19,432



NLL YEAR-BY-YEAR STANDINGS

2004 REGULAR SEASON

East								
Team	W	L	PCT	GB	GF	GA	Home	Away
Toronto	10	6	.625	--	202	176	5-3	5-3
Rochester	8	8	.500	2	173	186	6-2	2-6
Buffalo	8	8	.500	2	205	198	4-4	4-4
Philadelphia	7	9	.438	3	192	198	3-5	4-4

West								
Team	W	L	PCT	GB	GF	GA	Home	Away
Colorado	13	3	.813	--	223	173	7-1	6-2
San Jose	11	5	.688	2	204	201	7-1	4-4
Calgary	10	6	.667	3	214	187	4-4	6-2
Arizona	7	9	.438	6	200	208	6-2	1-7
Vancouver	5	11	.313	8	183	213	3-5	2-6
Anaheim	1	15	.063	12	171	227	1-7	0-8

PLAYOFFS

Divisional Semifinals

Opponents	Score	Arena	Attendance
Buffalo d. Rochester	13-9	Blue Cross Arena	7,029
Calgary d. San Jose	15-14	HP Pavilion	4,874

Divisional Finals

Opponents	Score	Arena	Attendance
Calgary d. Colorado	13-11	Pepsi Center	14,283
Buffalo d. Toronto	19-10	Air Canada Centre	14,618

2004 CHAMPIONSHIP GAME

Opponents	Score	Arena	Attendance
Calgary d. Buffalo	14-11	Pengrowth Saddledome	19,289

2003 REGULAR SEASON

North								
Team	W	L	PCT	GB	GF	GA	Home	Away
Toronto	11	5	.688	---	195	164	6-2	5-3
Calgary	9	7	.562	2	209	207	6-2	3-5
Vancouver	9	7	.562	2	208	196	5-3	4-4
Ottawa	4	12	.250	7	174	214	3-5	1-7

Central								
Team	W	L	PCT	GB	GF	GA	Home	Away
Rochester	12	4	.750	---	214	173	6-2	6-2
Buffalo	12	4	.750	---	231	188	8-0	4-4
Albany	8	8	.500	4	198	191	4-4	4-4
Columbus	8	8	.500	4	184	203	4-4	4-4

East								
Team	W	L	GB	PCT	GF	GA	Home	Away
Colorado	9	7	.562	---	226	223	6-2	3-5
Philadelphia	8	8	.500	1	203	209	6-2	2-6
New Jersey	3	13	.188	6	187	220	2-6	1-7
New York	3	13	.188	6	198	239	3-5	0-8

PLAYOFFS

Divisional Semifinals

Opponents	Score	Arena	Attendance
Buffalo d. Calgary	16-9	HSBC Arena	6,761
Colorado d. Vancouver	15-12	Pepsi Center	17,129

Divisional Finals

Opponents	Score	Arena	Attendance
Toronto d. Colorado	15-11	Air Canada Centre	16,733
Rochester d. Buffalo	16-13	Blue Cross Arena	8,834

2003 CHAMPIONSHIP GAME

Opponents	Score	Arena	Attendance
Toronto d. Rochester	8-6	Blue Cross Arena	11,051

2002 REGULAR SEASON

North								
Team	W	L	PCT	GB	GF	GA	Home	Away
Toronto	11	5	.688	---	223	176	8-0	3-5
Vancouver	10	6	.625	1	236	191	6-2	4-4
Calgary	4	12	.250	7	224	264	2-6	2-6
Ottawa	4	12	.250	7	202	245	1-7	3-5

Central								
Team	W	L	PCT	GB	GF	GA	Home	Away
Albany	14	2	.875	---	250	194	7-1	7-1
Rochester	13	3	.813	1	258	200	8-0	5-3
Buffalo	8	8	.500	6	208	212	4-4	4-4
Montreal	8	8	.500	6	236	225	4-4	4-4
Columbus	5	11	.313	9	198	230	2-6	3-5

East								
Team	W	L	GB	PCT	GF	GA	Home	Away
Washington	9	7	.563	---	253	233	6-2	3-5
Philadelphia	8	8	.500	1	222	237	6-2	2-6
New Jersey	5	11	.313	4	178	232	2-6	3-5
New York	5	11	.313	4	200	249	3-5	2-6

PLAYOFFS

Divisional Semifinals

Opponents	Score	Arena	Attendance
Washington d. Philadelphia	12-11	First Union Center	10,041
Rochester d. Vancouver	11-10 (OT)	Blue Cross Arena	8,266

Divisional Finals

Opponents	Score	Arena	Attendance
Toronto d. Washington	12-11 (OT)	Air Canada Centre	14,442
Albany d. Rochester	14-10	Pepsi Arena	5,074

2002 CHAMPIONSHIP GAME

Opponents	Score	Arena	Attendance
Toronto d. Albany	13-12	Pepsi Arena	9,289

2001 REGULAR SEASON

Team	W	L	PCT	GB	GF	GA	Home	Away
Toronto	11	3	.786	--	168	125	6-1	5-2
Philadelphia	10	4	.714	1	205	177	6-1	4-3
Rochester	10	4	.714	1	198	159	6-1	4-3
Washington	9	5	.643	2	226	204	4-3	5-2
Buffalo	8	6	.571	3	248	218	4-3	4-3
New York	6	8	.429	5	179	181	3-4	3-4
Albany	5	9	.357	6	152	169	3-4	2-5
Columbus	3	11	.214	8	134	201	1-6	2-5
Ottawa	1	13	.071	10	144	220	0-7	1-6

PLAYOFFS

Opponents	Score	Arena	Attendance
Philadelphia d. Rochester	12-11	First Union Center	10,259
Toronto d. Washington	10-9	Air Canada Centre	14,442

2001 CHAMPIONSHIP GAME

Opponents	Score	Arena	Attendance
Philadelphia d. Toronto	9-8	Air Canada Centre	19,409



NLL YEAR-BY-YEAR STANDINGS

2000 REGULAR SEASON

Team	W	L	PCT	GB	GF	GA	Home	Away
Toronto	9	3	.750	--	162	130	5-1	4-2
Buffalo	8	4	.667	1	202	194	5-1	3-3
Rochester	8	4	.667	1	187	149	5-1	3-3
Philadelphia	7	5	.583	2	172	165	4-2	3-3
Albany	6	6	.500	3	169	160	4-2	2-4
Pittsburgh	6	6	.500	3	184	164	4-2	2-4
New York	3	9	.250	6	152	194	2-4	1-5
Syracuse	1	11	.083	8	135	207	1-5	0-6

PLAYOFFS

Opponents	Score	Arena	Attendance
Toronto d. Philadelphia	14-10	Maple Leaf Gardens	10,561
Rochester d. Buffalo	15-11	HSBC Arena	7,873

2000 CHAMPIONSHIP GAME

Opponents	Score	Arena	Attendance
Toronto d. Rochester	14-13	Maple Leaf Gardens	14,211

1999 REGULAR SEASON

Team	W	L	PCT	GB	GF	GA	Home	Away
Toronto	9	3	.750	--	157	139	6-0	3-3
Baltimore	8	4	.667	1	211	175	5-1	3-3
Rochester	8	4	.667	1	169	160	4-2	4-2
Philadelphia	5	7	.417	4	153	153	4-2	1-5
New York	5	7	.417	4	149	156	2-4	3-3
Buffalo	4	8	.333	5	158	177	1-5	3-3
Syracuse	3	9	.250	6	161	198	3-3	0-6

PLAYOFFS

Opponents	Score	Arena	Attendance
Toronto d. Philadelphia	13-2	Maple Leaf Gardens	12,026
Rochester d. Baltimore	14-12	Baltimore Arena	6,325

1999 CHAMPIONSHIP GAME

Opponents	Score	Arena	Attendance
Toronto d. Rochester	13-10	Maple Leaf Gardens	15,691

1998 REGULAR SEASON

Team	W	L	PCT	GB	GF	GA	Home	Away
Philadelphia	9	3	.750	--	166	148	3-3	6-0
Baltimore	8	4	.667	1	184	160	4-2	4-2
Rochester	6	6	.500	3	168	159	3-3	3-3
Buffalo	6	6	.500	3	166	171	4-2	2-4
Ontario	6	6	.500	3	165	157	4-2	2-4
New York	5	7	.417	4	167	165	3-3	2-4
Syracuse	2	10	.167	7	163	219	2-4	0-6

PLAYOFFS

Opponents	Score	Arena	Attendance
Philadelphia d. Buffalo	17-12	CoreStates Center	9,795
Baltimore d. Rochester	15-14	Baltimore Arena	3,427

1998 CHAMPIONSHIP SERIES (BEST OF 3)

Opponents	Score	Arena	Attendance
Philadelphia d. Baltimore	16-12	CoreStates Center	9,860
Philadelphia d. Baltimore	17-12	Baltimore Arena	3,137

1997 REGULAR SEASON

Team	W	L	PCT	GB	GF	GA	Home	Away
Philadelphia	7	3	.700	--	137	115	3-2	4-1
New York	6	4	.600	1	134	127	4-1	2-3
Buffalo	6	4	.600	1	158	153	3-2	3-2
Rochester	5	5	.500	2	156	136	2-3	3-2
Boston	4	6	.400	3	120	135	3-2	1-4
Baltimore	2	8	.200	5	125	165	1-4	1-4

PLAYOFFS

Opponents	Score	Arena	Attendance
Rochester d. Philadelphia	15-13	CoreStates Center	9,372
Buffalo d. New York	19-10	Marine Midland Arena	12,115

1997 CHAMPIONSHIP GAME

Opponents	Score	Arena	Attendance
Rochester d. Buffalo	15-12	Marine Midland Arena	18,055

1996 REGULAR SEASON

Team	W	L	PCT	GB	GF	GA	Home	Away
Buffalo	8	2	.800	--	172	127	3-2	5-0
Philadelphia	8	2	.800	--	165	114	4-1	4-1
Boston	6	4	.600	2	146	113	4-1	2-3
Rochester	6	4	.600	2	148	137	4-1	2-3
Baltimore	4	6	.400	4	144	163	3-2	1-4
New York	3	7	.300	5	125	144	2-3	1-4
Charlotte	0	10	.000	8	85	186	0-5	0-5

PLAYOFFS

Opponents	Score	Arena	Attendance
Buffalo d. Rochester	18-10	Memorial Auditorium	14,435
Philadelphia d. Boston	10-8	Spectrum	12,092

1996 CHAMPIONSHIP GAME

Opponents	Score	Arena	Attendance
Buffalo d. Philadelphia	15-10	Memorial Auditorium	16,230

1995 REGULAR SEASON

Team	W	L	PCT	GB	GF	GA	Home	Away
Philadelphia	7	1	.875	--	115	94	4-0	3-1
Boston	5	3	.625	2	93	91	2-2	3-1
Rochester	4	4	.500	3	97	94	3-1	1-3
Buffalo	3	5	.375	4	109	108	2-2	1-3
Baltimore	3	5	.375	4	98	117	2-2	1-3
New York	2	6	.250	5	83	93	1-3	1-3

PLAYOFFS

Opponents	Score	Arena	Attendance
Philadelphia d. Buffalo	19-16	Memorial Auditorium	10,557
Rochester d. Boston	10-8	War Memorial	7,024

1995 CHAMPIONSHIP GAME

Opponents	Score	Arena	Attendance
Philadelphia d. Rochester	15-14 (OT)	Spectrum	14,824



KNIGHTHAWKS YEAR-BY-YEAR RECORDS

Season	HOME			AWAY			OVERALL			GF	GA	Finished	Playoffs
	GP	W	L	GP	W	L	GP	W	L				
1995	4	3	1	4	1	3	8	4	4	97	94	Third Place	Lost Final
1996	5	4	1	5	2	3	10	6	4	148	137	Tied for Third	Lost Semifinal
1997	5	2	3	5	3	2	10	5	5	156	135	Fourth Place	Champions
1998	6	3	3	6	3	3	12	6	6	168	159	Tied for Third	Lost Semifinal
1999	6	4	2	6	4	2	12	8	4	169	160	Tied for Second	Lost Final
2000	6	5	1	6	3	3	12	8	4	187	149	Third Place	Lost Final
2000-01	7	6	1	7	4	3	14	10	4	198	159	Tied for Second	Lost Semifinal
2001-02	8	8	0	8	5	3	16	13	3	258	200	Second in Division	Lost Semifinal
2002-03	8	6	2	8	6	2	16	12	4	214	173	First overall	Lost Final
2003-04	8	6	2	8	2	6	16	8	8	173	186	Third Place	Lost First Round
2005	8	5	3	8	5	3	16	10	6	193	179	Third Place	Lost Semifinal
2006	8	6	2	8	3	5	16	9	7	196	170	Third Place	Lost Division Final
2007	8	8	0	8	6	2	16	14	2	249	194	First Place	Champions
2008	8	4	4	8	4	4	16	8	8	197	171	Fifth Place	Did not Qualify
2009	8	6	2	8	1	7	16	7	9	169	197	Fourth Place	Lost Semifinal
2010	8	4	4	8	3	5	16	7	9	155	181	Fifth Place	Did not Qualify
2011	8	4	4	8	6	2	16	10	6	176	159	Third Place	Lost Semifinal
2012	8	5	3	8	2	6	16	7	9	191	197	Second Place	Champions
TOTALS:	127	89	38	127	63	64	243	152	102	3,277	3,008		





ALL-TIME REGULAR SEASON RECORDS VS. OPPONENTS

Team	HOME			AWAY			OVERALL		
	GP	W	L	GP	W	L	GP	W	L
ALBANY	4	3	1	3	3	0	7	6	1
ANAHEIM	0	0	0	2	1	1	2	1	1
ARIZONA	3	2	1	1	0	1	4	2	2
BALTIMORE	5	3	2	4	2	2	9	5	4
BOSTON	2	1	1	3	0	3	5	1	4
Boston	3	2	1	4	2	2	7	4	3
Buffalo	24	16	8	21	10	11	45	26	19
Calgary	4	3	1	2	0	2	6	3	3
CHARLOTTE	1	1	0	1	1	0	2	2	0
CHICAGO	2	1	1	2	2	0	4	3	1
Colorado	3	1	2	6	2	4	9	3	6
COLUMBUS	3	3	0	2	2	0	5	5	0
Edmonton	2	1	1	1	0	1	3	1	2
Minnesota	7	5	2	8	5	3	15	10	5
MONTREAL	1	1	0	1	1	0	2	2	0
NEW YORK	7	4	3	7	5	2	14	9	5
NY TITANS	4	2	2	3	1	2	7	3	4
NEW JERSEY	1	0	1	0	0	0	1	0	1
ONTARIO	1	1	0	1	1	0	2	2	0
Orlando	1	0	1	1	0	1	2	0	2
OTTAWA	1	1	0	2	2	0	3	3	0
Philadelphia	20	15	5	21	11	10	41	26	15
PITTSBURGH	1	1	0	1	1	0	2	2	0
PORTLAND	1	1	0	1	1	0	2	2	0
SAN JOSE	2	1	1	3	2	1	5	3	2
SYRACUSE	3	3	0	3	2	1	6	5	1
Toronto	18	15	3	18	4	14	36	19	17
VANCOUVER	1	0	1	1	1	0	2	1	1
Washington Stealth	1	1	0	2	1	1	3	2	1
WASHINGTON	1	1	0	2	0	2	3	1	2
TOTALS:	137	89	38	127	63	64	254	152	102

ALL-TIME PLAYOFF RECORDS VS. OPPONENTS

Team	HOME			AWAY			OVERALL		
	GP	W	L	GP	W	L	GP	W	L
ARIZONA	0	0	0	1	1	0	1	1	0
ALBANY	0	0	0	1	0	1	1	0	1
BALTIMORE	0	0	0	2	1	1	2	1	1
BOSTON	1	1	0	0	0	0	1	1	0
Buffalo	3	2	1	5	3	2	8	5	3
Edmonton	1	1	0	0	0	0	1	1	0
NY TITANS	0	0	0	1	0	1	1	0	1
Philadelphia	1	1	0	3	1	2	4	2	2
Toronto	3	2	1	5	1	4	8	3	5
VANCOUVER	1	1	0	0	0	0	1	1	0
TOTALS:	10	8	2	18	7	11	28	15	13

Defunct teams in CAPS



ALL-TIME REGULAR SEASON HIGHS AND LOWS

SCORING
MOST GOALS SCORED - GAME 24 vs. Columbus, 1/19/02
MOST GOALS SCORED - HALF 14 vs. Toronto, 2/28/09 (First Half); vs. Albany, 11/24/01 (Second Half)
MOST GOALS SCORED - QUARTER 10 vs. Baltimore, 1/14/95 (Fourth Quarter)
MOST GOALS ALLOWED - GAME 23 at Buffalo, 1/16/09
MOST GOALS ALLOWED - HALF 15 at Buffalo, 1/16/09 (Second Half)
MOST GOALS ALLOWED - QUARTER 10 vs. Arizona, 2/24/07 (Second Quarter)
FEWEST GOALS SCORED - GAME 3 at Toronto, 1/23/10
FEWEST GOALS SCORED - HALF 0 at Toronto, 4/05/01 (Second Half); vs. Orlando, 3/13/10 (First Half)
FEWEST GOALS SCORED - QUARTER 0 at Toronto, 4/05/01 (Third & Fourth Quarter); vs. Columbus, 2/24/01 (First Quarter); at Arizona, 3/06/04 (First & Third Quarter); vs. Buffalo, 3/19/05 (First Quarter); vs. Buffalo, 1/28/06 (Fourth Quarter); vs. Toronto, 1/30/10 (Third Quarter)
FEWEST GOALS ALLOWED - GAME 4 vs. Toronto, 2/9/08
LARGEST MARGIN OF VICTORY 15 vs. Columbus, 1/19/02 (24-9)
LARGEST MARGIN OF DEFEAT 17 at Buffalo, 1/16/09

SHOOTING (ON GOAL)
MOST SHOTS TAKEN - GAME 68 vs. Columbus, 1/19/02
MOST SHOTS TAKEN - QUARTER 29 at Chicago, 3/1/08
MOST SHOTS TAKEN - HALF 41 at Chicago, 3/1/08 (Second Half)
FEWEST SHOTS TAKEN - GAME 31 at Philadelphia, 3/12/05
FEWEST SHOTS TAKEN - QUARTER 3 at Toronto, 1/23/10; at Buffalo, 2/06/04 (First Quarter); at San Jose, 4/08/05 (Fourth Quarter)
FEWEST SHOTS TAKEN - HALF 10 at San Jose, 4/08/05 (First Half)
MOST SHOTS ALLOWED - GAME 72 vs. Boston, 3/01/97
MOST SHOTS ALLOWED - QUARTER 24 vs. Boston, 3/01/97 (Second Quarter); vs. Toronto, 1/13/07 (Second Quarter); at Philadelphia, 1/81/08 (Third Quarter)
MOST SHOTS ALLOWED - HALF 42 vs. Boston, 3/01/97 (First Half)
FEWEST SHOTS ALLOWED - GAME 32 vs. Columbus, 2/24/01
FEWEST SHOTS ALLOWED - QUARTER 2 vs. Minnesota, 4/07/07 (Third Quarter)
FEWEST SHOTS ALLOWED - HALF 14 vs. New York, 1/27/01 (First Half); vs. Columbus, 2/24/01 (Second Half)

PENALTY MINUTES
MOST PENALTY MINUTES - GAME 102 at Philadelphia, 1/14/12
MOST PENALTY MINUTES - QUARTER 89 at Philadelphia, 1/14/12 (Fourth Quarter)
MOST PENALTY MINUTES - HALF 93 at Philadelphia, 1/14/12 (Second Half)
FEWEST PENALTY MINUTES - GAME 2 vs. Toronto, 1/15/11
MOST PENALTY MINUTES - OPPONENTS - GAME 102 at Philadelphia, 2/01/02
FEWEST PENALTY MINUTES - OPPONENTS - GAME 0 vs. Toronto, 1/15/11

TEAM STREAKS
LONGEST WINNING STREAK 13 1/20/07 - 1/11/08
LONGEST HOME WINNING STREAK 14 1/27/01 - 3/16/02
LONGEST ROAD WINNING STREAK 6 1/20/07 - 1/11/08
LONGEST LOSING STREAK 4 1/20/95 - 2/18/95; 3/14/98 - 4/11/98; 3/05/04 - 3/13/04; 1/10/09 - 1/24/09; 2/27/210 - 4/3/10
LONGEST HOME LOSING STREAK 4 2/27/10 - 4/3/10
LONGEST ROAD LOSING STREAK 5 2/06/04 - 3/27/04

INDIVIDUAL RECORDS
MOST GOALS - GAME 9 John Grant at Philadelphia, 2/18/05; John Grant vs. New York, 1/27/07
MOST ASSISTS - GAME 11 Derek Malawsky at Buffalo, 1/05/02
MOST POINTS GAME 15 John Grant vs. New York, 1/27/07 (NLL Record)
PENALTY MINUTES - GAME 34 Tim Burke vs. Ottawa, 2/28/03
MOST SHOTS ON GOAL - GAME 20 John Grant at Albany, 1/12/02; John Grant vs. Minnesota, 4/08/06
MOST SAVES IN A GAME 60 Steve Dietrich at Boston, 3/01/97

INDIVIDUAL STREAKS
CONSECUTIVE GAME GOAL-SCORING STREAK 53 John Grant (12/15/01 to 1/14/06) 176 goals
CONSECUTIVE GAME ASSIST STREAK 56 John Grant (2/01/02 to 3/25/06) 187 assists
CONSECUTIVE GAME POINT STREAK 140 John Grant (1/08/00 to 4/24/10) 433+461=894

KNIGHTHAWKS WHEN:
TIMES HOME ROAD OVERALL
SCORING FIRST GOAL OF GAME 138 56-19 41-22 97-41
ALLOWING FIRST GOAL OF GAME 116 31-20 23-42 54-62
OUTSHOOTING THE OPPONENT 117 47-15 34-21 81-36
WHEN SHOTS ARE TIED 9 5-2 1-1 6-3
WHEN OUTSHOT 127 36-21 30-40 66-61
LEADING ENTERING SECOND HALF 126 59-10 45-12 104-22
TIED ENTERING SECOND HALF 26 7-4 5-10 12-14
BEHIND ENTERING SECOND HALF 105 22-24 14-42 36-66
INVOLVED IN ONE GOAL GAMES 67 17-14 17-19 34-33



ALL-TIME PLAYOFF HIGHS AND LOWS

SCORING

MOST GOALS SCORED - GAME	19	at Buffalo, 4/23/05
MOST GOALS SCORED - QUARTER	10	vs. Toronto, 4/22/06
MOST GOALS ALLOWED-GAME	18	at Buffalo, 4/06/96
MOST GOALS ALLOWED - QUARTER	8	at Philadelphia, 4/08/95 (Third Quarter)
LARGEST MARGIN OF VICTORY	8	vs. Toronto, 4/22/06 (16-8)
LARGEST MARGIN OF DEFEAT	8	at Buffalo, 4/06/96 (10-18)

SHOOTING (ON GOAL)

MOST SHOTS TAKEN - GAME	66	vs. Buffalo, 4/27/07
MOST SHOTS TAKEN - QUARTER	26	at Arizona, 5/12/07 (Second Quarter) (Team Record)
MOST SHOTS TAKEN - HALF	37	at Arizona, 5/12/07 (First Half) (Team Record)
FEWEST SHOTS TAKEN - GAME	35	vs. Boston, 3/26/95
FEWEST SHOTS TAKEN - QUARTER	5	at Baltimore, 4/17/99 (Fourth Quarter); vs. Edmonton, 5/19/12 (Second Quarter)
FEWEST SHOTS TAKEN - HALF	11	vs. Edmonton, 5/19/12 (Second Half)
MOST SHOTS ALLOWED - GAME	66	at Buffalo, 4/12/97
MOST SHOTS ALLOWED - QUARTER	21	vs. Toronto, 4/20/07 (Fourth Quarter)
MOST SHOTS ALLOWED - HALF	38	vs. Buffalo, 4/26/03 (First Half)
FEWEST SHOTS ALLOWED - GAME	36	vs. Toronto, 5/03/03
FEWEST SHOTS ALLOWED - QUARTER	5	vs. Toronto, 5/03/03 (Fourth Quarter)
FEWEST SHOTS ALLOWED - HALF	14	vs. Toronto, 5/03/03 (Second Half)

PENALTY MINUTES

MOST PENALTY MINUTES - GAME	37	at New York, 4/1/09
MOST PENALTY MINUTES - QUARTER	19	at New York, 4/1/09 (Third Quarter)
FEWEST PENALTY MINUTES - GAME	10	at Philadelphia, 4/08/95; vs. Toronto, 5/03/03
MOST PENALTY MINUTES - OPPONENTS - GAME	31	at Buffalo, 4/12/97
FEWEST PENALTY MINUTES - OPPONENTS - GAME	2	vs. Edmonton, 5/19/12 (Team Record)

TEAM STREAKS

LONGEST WINNING STREAK	3	4/20/07 to 5/12/07
LONGEST HOME WINNING STREAK	5	4/22/06 -
LONGEST ROAD WINNING STREAK	2	4/05/97 - 4/12/97
LONGEST LOSING STREAK	2	4/08/95 - 4/06/96; 5/06/00 - 4/20/01; 5/1/09 - 5/1/11
LONGEST HOME LOSING STREAK	2	5/03/03 - 4/17/04
LONGEST ROAD LOSING STREAK	2	4/08/95 - 4/06/96; 5/06/00 - 4/20/01; 5/1/09 -

INDIVIDUAL STREAKS

MOST GOALS - GAME	7	Mike Accursi at Buffalo, 4/23/05
MOST ASSISTS - GAME	6	John Grant vs. Buffalo, 4/26/03
MOST POINTS GAME	9	John Grant (4+5) at Toronto, 5/06/00; John Grant (3+6) vs. Buffalo, 4/26/03
PENALTY MINUTES - GAME	17	Regy Thorpe at New York, 4/1/09
MOST SHOTS ON GOAL - GAME	20	John Grant vs. Buffalo, 4/27/07

INDIVIDUAL STREAKS

CONSECUTIVE GAME GOAL-SCORING STREAK	14	John Grant (47 goals)
CONSECUTIVE GAME ASSIST STREAK	14	John Grant (35 assists)
CONSECUTIVE GAME POINT STREAK	14	John Grant (4/21/00 to 5/01/09)
LONGEST CURRENT POINT STREAK	7	Mike Accursi (4/20/07 to present) (14+7)

KNIGHTHAWKS WHEN:

	TIMES	HOME	ROAD	OVERALL
SCORING FIRST GOAL OF GAME	17	4-0	7-6	11-6
ALLOWING FIRST GOAL OF GAME	11	4-2	1-4	4-7
OUTSHOOTING THE OPPONENT	7	3-1	2-1	5-2
WHEN SHOTS ARE TIED	1	1-0	0-0	1-0
WHEN OUTSHOT	20	4-1	5-10	9-11
LEADING ENTERING SECOND HALF	13	3-1	7-2	10-3
TIED ENTERING SECOND HALF	3	2-0	1-0	3-0
BEHIND ENTERING SECOND HALF	12	3-1	1-7	4-8
INVOLVED IN ONE GOAL GAMES	8	4-0	1-3	5-3



SINGLE-SEASON RECORDS

GOALS

1	John Grant	54 (2006)
2	John Grant	51 (2007)
3	John Grant	52 (2001-02)
4	John Grant	49 (2005)
5	John Grant	47 (2008)
6	John Grant	46 (2002-03)
7	Shawn Williams	45 (2003-04)
	Scott Evans	45 (2007)
9	Scott Evans	44 (2008)
10	John Grant	42 (2000-01)

ASSISTS

1	Shawn Williams	67 (2009)
2	John Grant	60 (2007)
3	John Grant	56 (2005)
4	Shawn Williams	55 (2007)
	Shawn Williams	55 (2008)
6	Shawn Williams	54 (2011)
7	Derek Malawsky	54 (2003-04)
8	John Grant	53 (2002-03)
	John Grant	53 (2001-02)
10	Mike Accursi	51 (2007)

POINTS

1	John Grant	111 (2007)
2	John Grant	105 (2005)
	John Grant	105 (2001-02)
4	John Grant	99 (2002-03)
5	John Grant	97 (2006)
6	Shawn Williams	93 (2009)
7	John Grant	92 (2008)
8	Shawn Williams	91 (2007)
9	John Grant	90 (2000-01)
10	Scott Evans	87 (2007)

SAVE PERCENTAGE (min 50 minutes played)

1	Pat O'Toole	.798 (2000-01)
2	Matt Vinc	.794 (2011)
3	Phil Wetherup	.791 (2007)
4	Pat O'Toole	.783 (2002-03)
5	Steve Dietrich	.782 (1995)
6	Pat O'Toole	.780 (2006)
7	Steve Dietrich	.779 (1998)
8	Aaron Bold	.776 (2010)
	Pat O'Toole	.776 (2008)
10	Pat O'Toole	.775 (2005)
	Pat Campbell	.775 (2001-02)

SHOTS ON GOAL

1	John Grant	206 (2008)
2	John Grant	203 (2006)
3	John Grant	199 (2007)
	John Grant	199 (2001-02)
5	John Grant	197 (2010)
6	Scott Evans	194 (2008)
7	John Grant	193 (2005)
8	John Grant	181 (2002-03)
9	John Grant	170 (2000-01)
10	Scott Evans	168 (2007)

PENALTY MINUTES

1	Kyle Laverty	83 (2009)
2	Scott Evans	79 (2010)
3	Scott Ditzell	68 (2007)
4	Shawn Evans	63 (2008)
5	Shawn Evans	61 (2010)
6	Shawn Evans	59 (2006)
	Casey Zaph	59 (2002-03)
8	Scott Ditzell	58 (2008)
	Casey Zaph	58 (2005)
10	Scott Evans	55 (2006)

LOOSE BALLS

1	Steve Toll	178 (2009)
2	Steve Toll	177 (2007)
3	Steve Toll	166 (2008)
4	Steve Toll	153 (2010)
5	Pat O'Toole	151 (2002-03)
6	Derek Malawsky	125 (2003-04)
7	John Grant	124 (2000-01)
8	D'Arcy Sweet	122 (2001-02)
9	Shawn Evans	121 (2007)
10	Steve Toll	119 (2006)

SAVES

1	Pat O'Toole	598 (2006)
2	Matt Vinc	585 (2011)
3	Matt Vinc	583 (2012)
4	Pat O'Toole	579 (2005)
6	Pat O'Toole	570 (2001-02)
7	Pat O'Toole	566 (2007)
8	Matt Vinc	585 (2011)
9	Pat O'Toole	540 (2008)
10	Pat O'Toole	515 (2003-04)
	Pat O'Toole	515 (2002-03)



REGULAR SEASON CAREER RECORDS

GAMES PLAYED

1	Regy Thorpe	193
2	Pat O'Toole	173
3	Shawn Williams	160
4	John Grant	140
5	Chris Schiller	138
6	Tim Soudan	125
7	Mike Hasen	114
8	Jeremy Hollenbeck	111
9	Pat Cougevan	102
10	Duane Jacobs	93

POINTS

1	John Grant	894
2	Shawn Williams	801
3	Shawn Evans	363
4	Duane Jacobs	354
5	Scott Evans	342
6	Cory Bomberry	337
7	Mike Accursi	320
8	Tim Soudan	317
9	Curt Malawsky	283
10	Derek Malawsky	223

FACEOFFS WON

1	Stephen Hoar	891
2	Cory Bomberry	544
3	Regy Thorpe	340
4	Tim Soudan	316
5	Craig Point	174
6	Brad MacArthur	154
7	Brian Silcott	149
8	Tyler Burton	138
9	Mac Allen	107
10	Yul Baker	73

GOALS

1	John Grant	433
2	Shawn Williams	309
3	Duane Jacobs	169
4	Scott Evans	163
5	Tim Soudan	156
6	Shawn Evans	143
7	Curt Malawsky	134
8	Cory Bomberry	119
	Mike Accursi	119
10	Paul Gait	87

SHOTS ON GOAL

1	John Grant	1,728
2	Shawn Williams	1,214
3	Scott Evans	761
4	Shawn Evans	641
5	Tim Soudan	635
6	Mike Accursi	524
7	Duane Jacobs	467
8	Curt Malawsky	437
9	Cory Bomberry	405
10	Derek Malawsky	292

PENALTY MINUTES

1	Regy Thorpe	385
2	Casey Zaph	291
3	Scott Evans	279
	Shawn Evans	279
5	John Grant	245
6	Kyle Lavery	217
7	Mike Hasen	188
8	Andrew Turner	185
9	Chris Schiller	180
10	Scott Ditzell	166

ASSISTS

1	Shawn Williams	492
2	John Grant	461
3	Shawn Evans	220
4	Cory Bomberry	218
5	Mike Accursi	203
6	Duane Jacobs	185
7	Scott Evans	179
8	Tim Soudan	161
9	Curt Malawsky	149
10	Derek Malawsky	148

LOOSE BALLS

1	Regy Thorpe	966
2	John Grant	902
3	Steve Toll	826
4	Shawn Williams	742
5	Chris Schiller	713
6	Tim Soudan	665
7	Pat O'Toole	663
8	Shawn Evans	594
9	Mike Hasen	575
10	Jeremy Hollenbeck	486

SAVES

1	Pat O'Toole	5,754
2	Steve Dietrich	1,748
3	Matt Vinc	1,168
4	Derek General	339
5	Aaron Bold	219
6	Pat Campbell	206
7	Derek Collins	116
8	Mike Miron	80
9	Phil Wetherup	70
10	Ben VanEvery	26

ALL-TIME TEAM CAPTAINS

Year	Player	Year	Player
1995	Paul Gait	2005	Mike Hasen
1996	Randy Mearns	2006	Mike Hasen
1997	Randy Mearns	2007	Mike Hasen, Regy Thorpe
1998	Randy Mearns	2008	Regy Thorpe
1999	Randy Mearns	2009	Shawn Williams
2000	Randy Mearns	2010	Shawn Williams
2000-01	Randy Mearns	2011	Shawn Williams
2001-02	Duane Jacobs	2012	Pat McCready
2002-03	Mike Hasen		
2003-04	Mike Hasen		





PLAYOFF CAREER RECORDS

GAMES PLAYED

1. Regy Thorpe	24
2. Pat O'Toole	18
3. Jeremy Hollenbeck	16
Tim Soudan	16
5. Shawn Williams	14
Mike Hasen	14
John Grant Jr.	14
8. Duane Jacobs	13
9. Randy Mearns	11
Mike Accursi	11

GOALS

1. John Grant Jr.	47
2. Mike Accursi	25
3. Paul Gait	22
4. Shawn Williams	21
5. Duane Jacobs	20
6. Curt Malawsky	19
7. Tim Soudan	11
Cory Bomberry	11
9. Scott Evans	10
Derek Malawsky	10

ASSISTS

1. Shawn Williams	37
2. John Grant Jr.	35
3. Randy Mearns	26
4. Tim Soudan	25
5. Pat O'Toole	22
Duane Jacobs	22
7. Scott Evans	19
8. Cory Bomberry	18
9. Chris Driscoll	16
10. Derek Malawsky	15

POINTS

1. John Grant Jr.	82
2. Shawn Williams	58
3. Duane Jacobs	42
4. Mike Accursi	37
5. Tim Soudan	36
6. Paul Gait	35
7. Randy Means	30
8. Cory Bomberry	29
Scott Evans	29
Curt Malawsky	29

SHOTS ON GOAL

1. John Grant Jr.	197
2. Shawn Williams	97
3. Mike Accursi	79
4. Tim Soudan	78
5. Scott Evans	63
6. Paul Gait	56
7. Curt Malawsky	52
8. Shawn Evans	48
Duane Jacobs	48
10. Cory Bomberry	41

FACEOFFS WON

1. Stephen Hoar	101
2. Cory Bomberry	71
3. Tim Soudan	42
4. Brian Silcott	33
5. Regy Thorpe	31
6. Brad MacArthur	15
7. Tyler Burton	13
Matt Riter	11
9. Yul Baker	9
10. Ken Millin	6

PENALTY MINUTES

1. Regy Thorpe	55
2. Mike Hasen	20
3. Scott Ditzell	16
4. John Grant Jr.	14
5. Pat McCready	13
6. Duane Jacobs	12
Curt Malawsky	12
8. Cory Bomberry	10
Ted Dowling	10
Tim Soudan	10
Casey Zaph	10

LOOSE BALLS

1. Regy Thorpe	114
2. Pat O'Toole	83
3. John Grant Jr.	80
4. Steve Toll	76
Randy Mearns	76
6. Tim Soudan	72
7. Chris Schiller	66
8. Jeremy Hollenbeck	63
9. Shawn Evans	61
10. Mike Hasen	58

SAVES

1. Pat O'Toole	687
2. Steve Dietrich	261
3. Matt Vinc	178
4. Pat Campbell	11
5. Derek General	6

*** Bold indicates active players



ALL-TIME GAME RESULTS

1995

Regular Season: 4-4		Playoffs: 1-1	
January 7	vs. New York	W	12-8
January 14	vs. Baltimore	W	16-13
January 20	@ Philadelphia	L	17-18
January 28	@ Boston	L	9-11
February 11	@ Baltimore	L	10-14
February 18	vs. Boston	L	8-11
February 25	@ Buffalo	W	13-8
March 5	vs. Buffalo	W	12-11
*March 26	vs. Boston	W	10-8
**April 8	@ Philadelphia	L	14-15 OT

1996

Regular Season: 6-4		Playoffs: 0-1	
January 6	vs. New York	W	17-11
January 13	@ New York	L	14-15
January 20	vs. Charlotte	W	15-10
January 27	@ Boston	L	9-12
February 2	@ Philadelphia	L	14-17
February 10	vs. Buffalo	L	9-14
February 17	vs. Philadelphia	W	18-15
March 9	vs. Baltimore	W	18-17 OT
March 16	@ Buffalo	W	17-14
March 23	@ Charlotte	W	17-12
*April 6	@ Buffalo	L	10-18

1997 - MILL CHAMPIONS

Regular Season: 5-5		Playoffs: 2-0	
January 4	@ Buffalo	W	19-17
January 11	vs. New York	L	12-14
January 18	@ New York	L	12-13
January 24	vs. Boston	W	21-11
January 25	@ Baltimore	W	18-16
February 9	@ Philadelphia	W	17-12
February 15	vs. Buffalo	L	15-16
March 1	@ Boston	L	11-12
March 22	vs. Baltimore	W	22-11
March 29	vs. Philadelphia	L	9-13
*April 5	@ Philadelphia	W	15-13
**April 12	@ Buffalo	W	15-12

1998

Regular Season: 6-6		Playoffs: 0-1	
January 3	@ Ontario	W	15-14 OT
January 10	vs. Syracuse	W	17-12
January 16	@ New York	W	11-9
January 17	@ Syracuse	L	12-14
January 31	vs. Buffalo	W	15-6
February 7	vs. Ontario	W	14-9
February 20	@ Buffalo	L	15-16 OT
February 28	@ Baltimore	W	15-14
March 14	vs. New York	L	10-16
March 28	@ Philadelphia	L	12-13 OT
April 4	vs. Philadelphia	L	19-20 OT
April 11	vs. Baltimore	L	13-16
*April 19	@ Baltimore	L	14-15

1999

Regular Season: 8-4		Playoffs: 1-1	
December 26	vs. New York	L	11-12
January 2	@ Baltimore	L	13-20
January 22	@ Philadelphia	W	15-12
January 23	vs. Syracuse	W	20-13
January 29	@ Toronto	L	9-16
February 6	vs. Toronto	W	11-10 OT
February 26	@ Syracuse	W	17-15
March 13	@ New York	W	20-15
March 20	@ Buffalo	W	17-11
March 27	vs. Baltimore	L	11-14
April 3	vs. Buffalo	W	15-13
April 10	vs. Philadelphia	W	10-9
*April 17	@ Baltimore	W	14-12
**April 23	@ Toronto	L	10-13

2000

Regular Season: 8-4		Playoffs: 1-1	
January 8	@ Syracuse	W	16-6
January 15	vs. Pittsburgh	W	18-14
January 29	@ Philadelphia	L	12-15
February 5	vs. Toronto	W	14-9
February 11	@ Toronto	L	10-11
February 18	@ Buffalo	L	14-18
February 26	vs. Albany	L	15-17
March 10	@ Pittsburgh	W	17-12
March 18	vs. Buffalo	W	16-13
March 31	@ New York	W	12-10
April 1	vs. Syracuse	W	23-10
April 15	vs. Philadelphia	W	20-14
*April 21	@ Buffalo	W	15-11
**May 6	@ Toronto	L	13-14

2000-01

Regular Season: 10-4		Playoffs: 0-1	
December 30	vs. Philadelphia	L	16-17
January 7	@ Washington	L	16-18
January 12	@ New York	W	14-13 OT
January 20	@ Albany	W	12-11
January 27	vs. New York	W	21-12
February 3	@ Philadelphia	L	12-14
February 17	vs. Toronto	W	12-7
February 24	vs. Columbus	W	18-6
March 2	@ Ottawa	W	17-11
March 17	vs. Washington	W	13-11
March 25	@ Buffalo	W	10-9
March 31	vs. Buffalo	W	19-12
April 5	@ Toronto	L	4-11
April 7	vs. Albany	W	14-7
*April 20	@ Philadelphia	L	11-12

2001-02

Regular Season: 13-3		Playoffs: 1-1	
November 24	vs. Albany	W	22-16
December 1	@ Washington	L	12-13 OT
December 15	vs. Philadelphia	W	15-10
December 21	@ Ottawa	W	14-10
December 29	vs. Calgary	W	14-13
January 5	@ Buffalo	W	22-11
January 12	@ Albany	W	17-14
January 19	vs. Columbus	W	24-9
January 26	@ Toronto	L	9-14
February 1	@ Philadelphia	L	13-21
February 9	vs. Montreal	W	13-10
February 17	@ Montreal	W	21-16
February 23	vs. New York	W	20-9
March 9	vs. Buffalo	W	12-7
March 16	vs. Toronto	W	16-14
March 22	@ Columbus	W	14-13 OT
^March 30	vs. Vancouver	W	11-10 OT
*April 6	@ Albany	L	10-14



ALL-TIME GAME RESULTS

2002-03

Regular Season: 12-4				Playoffs: 1-1			
December 28	vs. New Jersey	L	11-13				
January 12	@ Vancouver	W	18-11				
January 18	vs. Vancouver	L	14-15				
January 25	@ New York	W	18-17				
February 1	vs. Albany	W	12-9				
February 2	@ Albany	W	14-13 2OT				
February 8	@ Philadelphia	W	12-9				
February 15	vs. Columbus	W	12-5				
February 22	@ Toronto	L	10-11				
February 28	vs. Ottawa	W	13-7				
March 7	@ Buffalo	L	10-12				
March 14	vs. Toronto	W	13-10				
March 21	@ Colorado	W	16-12				
March 23	@ Columbus	W	11-10				
March 29	vs. Buffalo	W	18-9				
April 12	vs. Philadelphia	W	12-10				
*April 26	vs. Buffalo	W	16-13				
**May 3	vs. Toronto	L	6-8				

2003-04

Regular Season: 8-8				Playoffs: 0-1			
December 27	vs. Philadelphia	L	7-13				
January 3	@ Buffalo	L	11-12				
January 10	vs. Toronto	W	13-8				
January 17	@ Philadelphia	W	17-11				
January 31	vs. Toronto	W	11-10				
February 6	@ Buffalo	L	9-10				
February 14	vs. San Jose	W	10-9				
February 28	vs. Buffalo	W	13-12 OT				
March 5	@ Anaheim	L	10-13				
March 6	@ Arizona	L	4-14				
March 12	@ Toronto	L	9-13				
March 13	vs. Colorado	L	12-18				
March 20	vs. Buffalo	W	13-12 2OT				
March 27	@ Philadelphia	L	8-12				
April 3	vs. Philadelphia	W	13-8				
April 9	@ Toronto	W	13-11				
^April 17	vs. Buffalo	L	9-13				

2005

Regular Season: 10-6				Playoffs: 1-1			
January 1	vs. Minnesota	L	11-12				
January 15	vs. Arizona	L	8-9 OT				
January 22	@ Anaheim	W	15-11				
January 28	@ Toronto	W	15-6				
January 29	vs. Toronto	W	12-11 OT				
February 12	vs. Philadelphia	W	16-15				
February 18	@ Philadelphia	W	14-13 OT				
February 19	vs. Buffalo	L	7-11				
February 25	@ Toronto	L	9-15				
March 12	@ Philadelphia	W	13-12				
March 19	vs. Buffalo	W	12-11 OT				
March 25	@ Minnesota	L	11-12				
March 26	vs. Minnesota	W	20-11				
April 1	@ Buffalo	L	9-11				
April 8	@ San Jose	W	8-7				
April 15	vs. Colorado	W	13-12				
^April 23	@ Buffalo	W	19-14				
*April 29	@ Toronto	L	10-12				

2006

Regular Season: 9-7				Playoffs: 1-1			
January 7	@ Colorado	L	11-12				
January 14	vs. Toronto	W	14-9				
January 21	@ Minnesota	W	12-6				
January 28	vs. Buffalo	W	11-10 OT				
January 29	@ Minnesota	W	10-9				
February 10	@ Toronto	L	10-11 OT				
February 11	vs. Arizona	W	16-14				
February 18	vs. San Jose	L	12-13				
March 4	@ Portland	W	18-16				
March 10	vs. Philadelphia	W	17-8				
March 11	@ Philadelphia	L	12-16				
March 18	vs. Buffalo	L	13-14 OT				
March 25	@ Buffalo	L	13-18				
April 1	@ Philadelphia	L	7-8				
April 8	vs. Minnesota	W	10-9				
April 15	vs. Toronto	W	10-7				
^April 22	vs. Toronto	W	16-8				
*April 29	@ Buffalo	L	10-15				

2007 - NLL CHAMPIONS

Regular Season: 14-2				Playoffs: 3-0			
December 30	@ Colorado	L	15-20				
January 5	@ San Jose	W	14-11				
January 13	vs. Toronto	W	10-6				
January 19	@ Minnesota	L	10-11				
January 20	@ Toronto	W	19-15				
January 27	vs. New York	W	22-18				
February 3	vs. Chicago	W	13-8				
February 17	vs. Portland	W	18-12				
February 24	vs. Arizona	W	19-16				
March 3	@ Philadelphia	W	14-13				
March 17	@ Chicago	W	15-12				
March 24	@ New York	W	21-15				
March 31	vs. Philadelphia	W	12-10				
April 7	vs. Minnesota	W	19-9				
April 13	@ Buffalo	W	14-10				
April 14	vs. Buffalo	W	14-8				
^April 20	vs. Toronto	W	10-6				
*April 27	vs. Buffalo	W	14-13 OT				
**May 12	@ Arizona	W	13-11				

2008

Regular Season: 8-8				Playoffs: 0-0			
January 11	@ Buffalo	W	12-9				
January 12	vs. Buffalo	L	9-14				
January 18	@ Philadelphia	L	14-15				
January 26	vs. Minnesota	L	17-18 OT				
February 9	vs. Toronto	W	11-4				
February 16	vs. Calgary	W	15-12				
February 23	vs. New York	L	11-14				
March 1	@ Chicago	W	18-8				
March 15	@ Edmonton	L	9-10 OT				
March 22	vs. Chicago	L	11-12				
March 29	vs. Philadelphia	W	20-12				
April 3	@ Colorado	L	8-11				
April 5	@ Toronto	W	9-6				
April 12	vs. Buffalo	W	11-6				
April 19	@ Minnesota	W	11-8				
April 26	@ New York	L	11-12				

Legend

^ Denotes Quarterfinal

* Denotes Semifinal

** Denotes Finals



ALL-TIME GAME RESULTS

2009

Regular Season: 7-9		Playoffs: 0-1	
January 10	vs. Philadelphia	L	13-16
January 16	@ Buffalo	L	6-23
January 18	@ San Jose	L	6-16
January 24	vs. New York	L	7-8
January 31	vs. Toronto	W	13-11
February 15	@ New York	L	9-15
February 21	vs. New York	W	15-7
February 28	vs. Toronto	W	18-10
March 14	vs. Buffalo	W	15-14 OT
March 21	@ Toronto	L	10-16
March 28	vs. Boston	W	11-10
April 3	@ Colorado	W	12-8
April 4	@ Calgary	L	9-12
April 10	@ Buffalo	L	9-13
April 11	@ Boston	L	5-10
April 18	vs. Philadelphia	W	11-8
^May 1	@ New York	L	10-11 OT

2010

Regular Season: 7-9		Playoffs: 0-0	
January 9	vs. Buffalo	W	10-5
January 16	@ Buffalo	W	13-11
January 23	@ Toronto	L	3-17
January 29	@ Orlando	L	8-13
January 30	vs. Toronto	W	16-8
February 6	@ Boston	L	8-14
February 13	vs. Boston	W	11-9
February 20	@ Philadelphia	W	12-6
February 28	vs. Edmonton	L	11-12 OT
March 13	vs. Orlando	L	4-9
March 27	vs. Buffalo	L	7-14
April 3	vs. Calgary	L	9-11
April 9	@ Minnesota	W	12-11
April 10	vs. Philadelphia	W	15-12
April 16	@ Toronto	L	7-15
April 24	@ Washington	L	9-15

2011

Regular Season: 10-6		Playoffs: 0-1	
January 8	@ Minnesota	W	11-10 OT
January 15	vs. Toronto	L	9-12
January 22	@ Boston	W	11-10 OT
January 29	vs. Boston	L	7-16
February 5	vs. Philadelphia	W	11-6
February 12	vs. Minnesota	W	12-10
February 18	@ Toronto	L	5-10
February 19	vs. Toronto	L	6-13
February 26	vs. Edmonton	W	13-9
March 5	@ Buffalo	L	8-11
March 26	vs. Philadelphia	W	13-10
April 2	@ Boston	W	19-9
April 9	vs. Buffalo	L	8-9
April 10	@ Philadelphia	W	10-6
April 16	@ Washington	W	18-10
April 23	@ Buffalo	W	15-9
^May 1	@ Toronto	L	8-10

2012 - NLL CHAMPIONS

Regular Season: 7-9		Playoffs: 3-0	
January 14	@ Philadelphia	W	22-12
January 21	vs. Buffalo	L	9-12
January 27	@ Toronto	L	11-13
January 28	@ Colorado	L	11-14
February 4	vs. Minnesota	W	16-14
February 12	@ Minnesota	L	6-9
February 18	vs. Washington	W	15-12
February 24	@ Toronto	L	12-16
March 3	@ Philadelphia	W	11-8
March 10	Buffalo	W	13-10
March 24	Toronto	L	7-13
March 31	Colorado	L	12-16
April 6	@ Calgary	L	14-15
April 14	Calgary	W	14-12
April 21	@ Buffalo	L	9-14
April 28	vs. Philadelphia	W	9-7
^May 4	vs. Philadelphia	W	14-13
*May 12	@ Toronto	W	17-13
**May 19	vs. Edmonton	W	9-6

Legend

- ^ Denotes Division Semifinals
- * Denotes Division Finals
- ** Denotes NLL Finals





KNIGHTHAWKS 1995 REGULAR SEASON STATISTICS

#	PLAYER	GP	G	A	PTS	SHOTS	ON	OFF	PEN	PIM	FOW	FOL	LB
22	GAIT, Paul	8	23	13	36	103	73	30	0	0	0	0	39
93	DRISCOLL, Chris	8	15	20	35	63	48	15	4	8	0	0	37
34	JACOBS, Duane	8	10	15	25	50	34	16	6	12	0	0	39
15	PARKE, Peter	8	10	12	22	46	36	10	3	6	0	0	19
33	SOUDAN, Tim	8	7	14	21	44	30	14	5	10	18	16	45
14	LYONS, Rex*	8	9	9	18	38	23	15	0	0	0	0	20
66	BENEDICT, Mike*	7	6	7	13	37	26	11	2	4	0	0	16
7	LEMON, Brian	8	4	8	12	24	20	4	1	2	0	0	42
36	MEARNS, Randy	8	2	9	11	16	12	4	4	8	0	0	29
4	SILCOTT, Brian	6	1	7	8	7	6	1	2	4	55	41	24
37	EMMICK, Tom	6	3	3	6	18	12	6	6	15	0	0	17
88	HAWKE, Toom*	4	1	5	6	6	3	3	0	0	0	0	18
23	BURNAM, Mark	5	1	4	5	10	6	4	3	6	10	20	16
16	HOLLENBECK, Jeremy*	4	2	2	4	10	7	3	0	0	0	0	11
24	MEAGHER, Bill	5	0	4	4	7	5	2	2	4	17	26	3
5	RITER, Matt*	4	1	2	3	16	10	6	0	0	3	4	7
11	THORPE, Regy*	8	0	3	3	6	2	4	6	12	0	0	31
2	CLEMENTS, Greg	3	1	1	2	7	6	1	1	2	0	0	10
30	DIETRICH, Steve (G)	8	0	2	2	0	0	0	0	0	0	0	65
29	HENRY, Clayton (G)	2	0	1	1	0	0	0	0	0	0	0	4
18	TAMBRONI, Jeff*	1	0	0	0	2	0	2	0	0	0	0	7
21	SQUIRE, Dallas*	3	0	0	0	4	2	2	0	0	4	7	5
17	GRAY, Anthony*	0	0	0	0	0	0	0	0	0	0	0	0
	BENCH	8							6	12			
	TOTALS	8	97	140	237	514	361	153	51	105	107	114	504

GOALTENDER

#	GOALIES	GP	GS	MIN	GA	EN	SO	SVS	SHOTS	SV%	AVG.	W-L
29	HENRY, Clayton	2	0	24:51	4	0	0	8	12	.666	9.658	1-0
30	DIETRICH, Steve	8	8	455:02	90	0	0	322	412	.782	11.87	3-4
	TEAM TOTALS	8	8	479:53	94	0	0	330	424	.778	11.75	4-4



KNIGHTHAWKS 1995 PLAYOFF STATISTICS

#	PLAYER	GP	G	A	PTS	SHOTS	ON	OFF	PEN	PIM	FOW	FOL	LB
22	GAIT, Paul	2	9	6	15	28	21	7	0	0	0	0	9
14	LYONS, Rex*	2	5	4	9	14	10	4	0	0	0	0	5
93	DRISCOLL, Chris	2	1	7	8	13	8	5	1	2	0	0	8
15	PARKE, Peter	2	4	2	6	12	12	0	0	0	0	0	5
11	THORPE, Regy*	2	0	5	5	1	0	0	1	2	0	0	10
36	MEARNS, Randy	2	0	5	5	1	0	1	1	2	0	0	10
7	LEMON, Brian	2	1	3	4	6	6	0	1	2	0	0	6
34	JACOBS, Duane	2	1	3	4	4	3	1	1	2	0	0	4
5	RITER, Matt*	2	1	2	3	6	3	3	0	0	0	0	6
33	SOUDAN, Tim	2	1	2	3	10	7	3	0	0	1	0	15
30	DIETRICH, Steve (G)	2	0	2	2	0	0	0	0	0	0	0	14
66	BENEDICT, Mike*	2	1	0	1	2	2	0	1	2	0	0	0
4	SILCOTT, Brian	2	0	1	1	1	1	0	0	0	26	28	5
23	BURNAM, Mark	2	0	1	1	2	2	0	2	4	0	0	5
16	HOLLENBECK, Jeremy*	2	0	1	1	3	2	1	0	0	0	0	3
37	EMMICK, Tom	2	0	0	0	2	2	0	1	2	0	0	5
2	CLEMENTS, Greg	0	0	0	0	0	0	0	0	0	0	0	0
17	GRAY, Anthony*	0	0	0	0	0	0	0	0	0	0	0	0
18	TAMBRONI, Jeff*	0	0	0	0	0	0	0	0	0	0	0	0
21	SQUIRE, Dallas*	0	0	0	0	0	0	0	0	0	0	0	0
24	MEAGHER, Bill	0	0	0	0	0	0	0	0	0	0	0	0
29	HENRY, Clayton (G)	0	0	0	0	0	0	0	0	0	0	0	0
88	HAWKS, Tom*	0	0	0	0	0	0	0	0	0	0	0	0
	BENCH	2							3	6			
	TOTALS	2	24	44	68	104	79	25	12	24	27	28	110

GOALTENDER

#	GOALIES	GP	GS	MIN	GA	EN	SO	SVS	SHOTS	SV%	AVG.	W-L
29	HENRY, Clayton	0	0	0:00	0	0	0	0	0	0	0	0-0
30	DIETRICH, Steve	2	2	120:00	23	0	0	81	104	.779	11.5	1-1
	TEAM TOTALS	2	2	120:00	23	0	0	81	104	.779	11.5	1-1



KNIGHTHAWKS 1996 REGULAR SEASON STATISTICS

#	PLAYER	GP	G	A	PTS	PPG	SHG	SH	ON/OFF	PIM	FO	LB
34	JACOBS, Duane	10	25	27	52	8	1	69	57/12	11/25	0-1	51
19	GAIT, Paul	9	24	21	45	3	2	107	78/29	2/4	0-1	64
93	DRISCOLL, Chris	10	18	24	42	1	3	96	71/25	6/18	2-1	48
36	MEARNS, Randy	10	10	24	34	1	2	29	24/5	4/8	0-0	63
33	SOUDAN, Tim	10	15	17	32	0	3	91	60/31	5/13	47-59	87
18	BOMBERRY, Cam*	10	12	19	31	1	0	59	39/20	4/8	0-2	54
15	PARKE, Peter	9	11	8	19	4	2	62	40/22	0/0	0-0	31
5	RITER, Matt	10	9	10	19	0	0	41	22/19	3/6	3-6	22
14	LYONS, Rex	9	7	8	15	0	0	48	36/12	2/4	3-10	34
9	FIETTA, Mark*	7	6	7	13	0	0	26	18/8	1/2	0-0	38
7	LEMON, Brian	10	3	10	13	0	0	18	11/7	4/8	0-0	60
16	HOLLENBECK, Jeremy	8	3	7	10	0	0	25	18/7	4/8	0-0	36
2	KERWICK, Matt	5	1	5	6	0	0	15	12/3	0	0-0	13
4	SILCOTT, Brian	10	0	6	6	0	0	5	4/1	3/6	94-95	49
31	DIETRICH, Steve (G)	10	0	6	6	0	0	1	1/0	0/0	0-0	116
44	COLLINS, Derek (G)*	3	0	5	5	0	0	0	0/0	0/0	0-0	19
11	THORPE, Regy	10	0	5	5	0	0	3	1/2	15/30	1-4	72
37	EMMICK, Tom	5	2	1	3	0	0	11	8/3	7/14	0-0	9
77	BLANDING, Jim	2	1	0	1	0	0	2	1/1	0/0	0-0	2
3	COLSEY, Roy*	2	1	0	1	0	0	2	1/14	0/0	0-0	2
66	BENEDICT, Mike	3	0	1	1	0	0	14	11/3	0/0	0-0	5
28	COUGEVAN, Pat*	1	0	0	0	0	0	0	0/0	0/0	0-0	1
1	GENERAL, Derek (G)*	0	0	0	0	0	0	0	0/0	0/0	0-0	0
	BENCH	10								3/6		
	TOTALS	10	148	211	359	18	13	727	513/214	75/162	150/179	880

GOALTENDER

#	GOALIES	GP	GS	MIN	GA	EN	SH	SVS	SHOTS	SV%	AVG.	W-L
44	COLLINS, Derek	3	0	95:24	20	0	0	69	89	.775	12.59	1-1
31	DIETRICH, Steve	10	10	504:47	116	1	0	376	493	.763	13.79	5-3
	TEAM TOTALS	10	10	600:11	136	1	0	445	582	.764	13.6	6-4



KNIGHTHAWKS 1996 PLAYOFF STATISTICS

#	PLAYER	GP	G	A	PTS	PPG	SHG	SH	ON/OFF	PIM	FO	LB
36	MEARNS, Randy	1	2	3	5	1	0	5	5/0	0/0	0-0	8
19	GAIT, Paul	1	3	1	4	2	0	10	7/3	0/0	0-0	7
15	PARKE, Peter	1	3	0	3	1	1	12	11/1	0/0	0-0	6
93	DRISCOLL, Chris	1	0	3	3	0	0	5	4/1	0/0	0-0	3
33	SOUDAN, Tim	1	1	1	2	0	0	8	4/4	1/2	3-6	9
9	FIETTA, Mark*	1	1	1	2	0	0	4	3/1	1/5	0-0	6
14	LYONS, Rex	1	0	2	2	0	0	3	1/2	0/0	0-0	5
4	SILCOTT, Brian	1	0	1	1	0	0	1	1/0	1/2	7-15	5
31	DIETRICH, Steve (G)	1	0	1	1	0	0	0	0/0	0/0	0-0	13
5	RITER, Matt	1	0	0	0	0	0	2	2/0	0/0	0-0	2
7	LEMON, Brian	1	0	0	0	0	0	2	2/0	0/0	0-0	2
11	THORPE, Regy	1	0	0	0	0	0	0	0/0	0/0	0-1	9
16	HOLLENBECK, Jeremy	1	0	0	0	0	0	0	0/0	0/0	0-0	5
18	BOMBERRY, Cam*	1	0	0	0	0	0	5	3/2	0/0	0-0	4
34	JACOBS, Duane	1	0	0	0	0	0	2	1/1	0/0	0-0	2
37	EMMICK, Tom	1	0	0	0	0	0	1	1/0	0/0	0-0	0
44	COLLINS, Derek (G)*	1	0	0	0	0	0	0	0/0	0/0	0-0	0
66	BENEDICT, Mike	0	0	0	0	0	0	0	0/0	0/0	0-0	0
2	KERWICK, Matt	0	0	0	0	0	0	0	0/0	0/0	0-0	0
3	COLSEY, Roy*	0	0	0	0	0	0	0	0/0	0/0	0-0	0
28	COUGEVAN, Pat*	0	0	0	0	0	0	0	0/0	0/0	0-0	0
77	BLANDING, Jim	0	0	0	0	0	0	0	0/0	0/0	0-0	0
1	GENERAL, Derek (G)*	0	0	0	0	0	0	0	0/0	0/0	0-0	0
	BENCH	1	0	0	0	0	0	0	0	1/2	0	0
	TOTALS	1	10	13	23	4	1	60	45/15	4/11	10-22	86

GOALTENDER

#	GOALIES	GP	GS	MIN	GA	EN	SO	SVS	SHOTS	SV%	AVG.	W-L
44	COLLINS, Derek	1	0	1:22	2	0	0	0	2	0	2	0-0
30	DIETRICH, Steve	1	1	58:34	16	0	0	42	58	.724	16.45	0-1
	TEAM TOTALS	1	1	60:00	18	0	0	42	60	.724	18.45	0-1



KNIGHTHAWKS 1997 REGULAR SEASON STATISTICS

#	PLAYER	GP	G	A	PTS	PPG	SHG	SH	ON/OFF	PIM	FO	LB
19	GAIT, Paul	10	40	25	65	10	5	161	131/30	3/6	0-0	58
93	DRISCOLL, Chris	10	24	25	49	8	1	95	64/31	8/19	2-0	52
34	JACOBS, Duane	10	19	26	45	8	1	58	47/11	5/10	0-1	55
36	MEARNS, Randy	10	9	17	26	1	4	40	28/12	9/18	0-4	55
16	HOLLENBECK, Jeremy	10	7	17	24	5	0	28	23/5	1/2	9-16	45
33	SOUDAN, Tim	10	17	7	24	0	5	78	59/19	7/14	39-67	55
5	RITER, Matt	10	10	10	20	0	0	32	24/8	3/14	18-28	36
10	McCREADY, Pat	10	4	15	19	0	0	38	29/9	4/8	0-0	48
18	BOMBERRY, Cam	10	5	11	16	3	0	48	32/16	5/10	0-0	34
30	DIETRICH, Steve	10	0	14	14	0	0	0	0/0	0/0	0-0	82
15	TEAT, Dan*	9	8	4	12	0	0	32	25/7	8/16	0-0	30
11	THORPE, Regy	10	0	10	10	0	0	2	1/1	15/36	4-5	56
66	BENEDICT, Mike	5	5	2	7	0	0	26	21/5	3/6	0-0	7
20	SANTOS, Shaydon*	7	2	4	6	0	0	8	6/2	9/18	1-5	21
4	BAKER, Yul*	10	1	4	5	0	0	17	13/3	3/6	73-58	39
9	FIETTA, Mark	6	3	1	4	0	0	14	8/6	5/10	0-1	28
23	LOCKWOOD, Charlie	3	0	3	3	0	0	9	3/6	1/2	0-0	8
37	EMMICK, Tom	4	1	1	2	0	0	5	4/1	4/11	0-0	2
72	BOMBERRY, Cory*	1	0	2	2	0	0	1	1/0	1/2	1-4	2
88	BYRNE, Gery	3	0	2	2	0	0	0	0/0	0/0	0-0	19
8	POWLESS, Neal*	2	1	0	1	0	0	6	5/1	0/0	0-0	2
1	GENERAL, Derek	2	0	0	0	0	0	0	0/0	0/0	0-0	0
0	PAUL, Peter*	0	0	0	0	0	0	0	0/0	0/0	0-0	0
	BENCH	10								4/8		
	TOTALS	10	156	200	356	35	16	698	524/174	98/216	149/189	744

GOALTENDER

#	GOALIES	GP	GS	MIN	GA	EN	SVS	SHOTS	SV%	AVG.	W-L
30	DIETRICH, Steve	10	10	592:47	132	0	396	528	.750	13.36	5-5-0
1	GENERAL, Derek	2	0	9:29	3	0	5	8	.625	19.37	0-0-0
	TEAM TOTALS	10	10	602:16	135	0	401	536	.750	13.45	5-5-0



KNIGHTHAWKS 1997 PLAYOFF STATISTICS

#	PLAYER	GP	G	A	PTS	PPG	SHG	SH	ON/OFF	PIM	FO	LB
19	GAIT, Paul	2	10	6	16	2	1	36	28/8	2/4	0-0	10
93	DRISCOLL, Chris	2	4	6	10	1	0	20	17/3	2/4	0-2	7
34	JACOBS, Duane	2	6	2	8	4	1	11	10/1	3/6	0-0	13
15	TEAT, Dan*	2	2	5	7	1	0	9	5/4	0/0	0-0	6
36	MEARNS, Randy	2	0	6	6	0	0	6	5/1	0/0	0-0	16
33	SOUDAN, Tim	2	0	5	5	0	0	9	6/3	2/4	8-10	16
5	RITER, Matt	2	3	2	5	0	1	7	6/1	2/4	6-13	4
16	HOLLENBECK, Jeremy	2	2	2	4	0	0	8	8/0	1/2	0-0	5
4	BAKER, Yul*	2	1	2	3	0	0	3	3/0	2/4	9-10	6
30	DIETRICH, Steve	2	0	3	3	0	0	0	0/0	0/0	0-0	23
66	BENEDICT, Mike	2	2	0	2	0	0	7	5/2	2/4	0-0	1
9	FIETTA, Mark	2	0	2	2	0	0	3	2/1	0/0	0-0	7
20	SANTOS, Shaydon*	2	0	2	2	0	0	2	2/0	2/4	3-2	5
18	BOMBBERY, Cam	2	0	1	1	0	0	10	7/3	2/4	0-0	8
10	McCREADY, Pat	2	0	1	1	0	0	4	3/1	2/7	0-0	5
11	THORPE, Regy	2	0	1	1	0	0	0	0/0	2/4	0-0	14
23	LOCKWOOD, Charlie	0	0	0	0	0	0	0	0/0	0/0	0-0	0
37	EMMICK, Tom	0	0	0	0	0	0	0	0/0	0/0	0-0	0
72	BOMBERRY, Cory*	0	0	0	0	0	0	0	0/0	0/0	0-0	0
8	POWLESS, Neal*	0	0	0	0	0	0	0	0/0	0/0	0-0	0
88	BYRNE, Gerry	0	0	0	0	0	0	0	0/0	0/0	0-0	0
1	GENERAL, Derek	0	0	0	0	0	0	0	0/0	0/0	0-0	0
0	PAUL, Peter*	0	0	0	0	0	0	0	0/0	0/0	0-0	0
	BENCH	0	0	0	0	0	0	0	0	0	0	0
	TOTALS	2	30	46	76	8	3	135	106/28	24/51	26-37	146

GOALTENDER

#	GOALIES	GP	GS	MIN	GA	EN	SVS	SHOTS	SV%	AVG.	W-L
1	GENERAL, Derek	2	2	120:00	25	0	92	117	78.6%	12.5	2-0
30	DIETRICH, Steve	0	0	0	0	0	0	0	0	0	0
	TEAM TOTALS	2	2	120:00	25	0	92	117	78.6%	12.5	2-0



KNIGHTHAWKS 1998 REGULAR SEASON STATISTICS

#	PLAYER	GP	G	A	PTS	PPG	SHG	SH	ON/OFF	PIM	FO	LB
72	BOMBERRY, Cory*	12	19	31	50	4	0	86	59/27	13/26	94-84	56
34	JACOBS, Duane	12	21	23	44	10	1	67	48/19	7/14	0-0	43
22	MALAWKSY, Curt*	11	17	24	41	7	2	81	66/15	8/16	0-1	55
4	DOWLING, Ted	10	21	12	33	8	0	85	63/22	8/22	0-2	60
33	SOUDAN, Tim	12	12	19	31	0	0	65	41/24	4/8	63-58	55
15	TEAT, Dan	11	13	16	29	1	1	57	53/4	2/7	0-2	41
36	MEARNS, Randy	11	7	20	27	0	0	41	33/8	3/6	0-0	44
88	WILFONG, Jeff	9	16	10	26	3	2	55	42/13	7/17	0-0	22
16	HOLLENBECK, Jeremy	12	5	19	24	0	0	35	27/8	5/10	2-1	46
10	McCREADY, Pat	9	8	14	22	1	3	30	24/6	10/37	1-1	46
93	DRISCOLL, Chris	5	9	12	21	2	1	40	33/7	4/8	0-0	13
5	RITER, Matt	11	7	10	17	3	0	26	19/7	2/4	27-41	31
18	BOMBERRY, Cam	9	5	12	17	2	0	33	25/8	0/0	0-0	14
13	DANCE, Kevin	10	3	8	11	0	0	18	13/5	8/25	0-1	46
30	DIETRICH, Steve	8	0	11	11	0	0	0	0/0	0/0	0-0	36
1	GENERAL, Derek	5	0	6	6	0	0	0	0/0	1/5	0-0	15
11	THORPE, Regy	12	0	6	6	0	0	9	9/0	15/36	1-1	68
2	ROTHFUSS, Brent*	3	3	1	4	0	0	11	9/2	1/2	0-0	6
19	SANDERSON, Josh*	4	1	3	4	0	0	19	14/5	3/6	0-0	10
92	COX, Kevin	1	1	0	1	0	0	2	2/0	0/0	0-0	5
39	GERRIE, Bill	1	0	1	1	0	0	0	0/0	0/0	0-0	2
17	FISHER, Bobby*	3	0	1	1	0	0	13	9/4	2/7	0-1	12
20	KRUGER, Rusty*	3	0	1	1	0	0	10	7/3	3/15	0-0	8
42	COUGEVAN, Pat	3	0	1	1	0	0	2	2/0	2/4	0-0	3
96	SHOULBERG, Charlie*	1	0	0	0	0	0	0	0/0	0/0	0-0	2
37	EMMICK, Tom	3	0	0	0	0	0	5	5/0	2/4	0-0	13
	BENCH	12								5/10		
	TOTALS	12	168	261	429	41	10	790	603/187	115/289	188/193	752

GOALTENDER

#	GOALIES	GP	GS	MIN	GA	EN	SVS	SHOTS	SV%	AVG.	W-L
30	DIETRICH, Steve	8	8	462:43	91	0	320	411	.779	11.8	5-3
1	GENERAL, Derek	5	4	239:55	59	0	173	232	.746	14.76	1-2
39	GERRIE, Bill	1	0	25:31	9	0	9	18	.500	21.18	0-6
	TEAM TOTALS	12	12	729:06	159	0	502	661	.759	13.08	6-6



KNIGHTHAWKS 1998 PLAYOFF STATISTICS

#	PLAYER	GP	G	A	PTS	PPG	SHG	SH	ON/OFF	PIM	FO	LB
22	MALAWSKY, Curt*	1	5	1	6	2	0	11	11/0	1/2	0-0	5
72	BOMBERRY, Cory*	1	3	2	5	0	0	4	4/0	1/2	0-0	1
34	JACOBS, Duane	1	1	4	5	1	0	6	4/2	0/0	0-0	5
4	DOWLING, Ted	1	2	1	3	0	0	9	7/2	1/2	0-0	4
10	McCREADY, Pat	1	0	3	3	0	0	1	0/1	1/2	0-0	7
33	SOUDAN, Tim	1	2	0	2	0	0	4	4/0	0/0	6-6	2
15	TEAT, Dan	1	1	1	2	0	0	1	1/0	1/2	0-0	3
16	HOLLENBECK, Jeremy	1	0	2	2	0	0	1	1/0	1/2	0-0	1
36	MEARNS, Randy	1	0	2	2	0	0	2	1/1	1/2	0-0	2
1	GENERAL, Derek	1	0	1	1	0	0	0	0/0	0/0	0-0	1
17	FISHER, Bobby*	1	0	1	1	0	0	3	1/2	0/0	0-0	3
5	RITER, Matt	1	0	1	0	0	0	0	0/0	0/0	5--6	1
13	DANCE, Kevin	1	0	0	0	0	0	0	0/0	0/0	0-0	6
30	DIETRICH, Steve	1	0	0	0	0	0	0	0/0	0/0	0/0	2
93	DRISCOLL, Chris	1	0	0	0	0	0	5	2/3	0/0	2-6	2
2	ROTHFUSS, Brent*	1	0	0	0	0	0	0	0/0	1/2	0-0	2
11	THORPE, Regy	1	0	0	0	0	0	0	0/0	0/0	1-1	2
	BENCH											
	TOTALS	1	14	18	32	3	0	47	36/11	9/18	14/19	49

GOALTENDER

#	GOALIES	GP	GS	MIN	GA	EN	SVS	SHOTS	SV%	AVG.	W-L
30	DIETRICH, Steve	1	1	54:31	13	0	46	59	77.9%	11.8	0-1
1	GENERAL, Derek	1	0	5:29	2	0	6	8	74.6%	14.76	0-0
	TEAM TOTALS	1	1	60:00	15	0	52	67	75.9%	13.08	0-1



KNIGHTHAWKS 1999 REGULAR SEASON STATISTICS

#	PLAYER	GP	G	A	PTS	PPG	SHG	SH	ON/OFF	PIM	FO	LB
34	JACOBS, Duane	12	27	21	48	5	1	71	62/9	3/9	0-0	39
33	SOUDAN, Tim	12	17	19	36	2	1	75	53/22	2/4	61-74	74
43	KILGOUR, Darris	2	3	3	6	1	1	6	5/1	0/0	0-0	3
	<i>Season Totals</i>	<i>10</i>	<i>16</i>	<i>19</i>	<i>35</i>	<i>4</i>	<i>1</i>	<i>82</i>	<i>60/22</i>	<i>12/24</i>	<i>1-1</i>	<i>43</i>
22	MALAWSKY, Curt	12	16	18	34	1	1	78	64/14	2/4	0-0	57
4	DOWLING, Ted	11	16	16	32	4	1	96	68/28	7/14	0-0	46
72	BOMBERRY, Cory	12	11	21	32	2	0	64	42/22	10/23	103-95	62
99	POWELL, Casey*	9	9	21	30	0	1	66	46/20	3/6	0-0	41
36	MEARNS, Randy	10	9	18	27	2	0	32	22/10	2/4	1-0	50
20	KRUGER, Rusty	11	17	8	25	5	1	67	53/14	8/16	0-0	49
10	McCREADY, Pat	10	7	16	23	0	1	32	27/5	4/8	0-0	46
16	HOLLENBECK, Jeremy	12	8	14	22	2	0	22	17/5	2/4	11-18	42
15	TEAT, Dan	10	11	7	18	0	0	46	35/11	3/6	0-0	29
19	SANDERSON, Josh	5	6	6	12	2	1	42	26/16	1/2	0-0	17
13	DANCE, Kevin	9	2	9	11	0	0	13	10/3	13/32	0-0	51
32	MacARTHUR, Brad*	11	1	9	10	0	0	14	10/4	11/30	4-3	48
44	CECCONI, Dean	1	0	1	1	0	0	2	2/0	0/0	0-0	4
	<i>Season Totals</i>	<i>6</i>	<i>4</i>	<i>3</i>	<i>7</i>	<i>0</i>	<i>0</i>	<i>17</i>	<i>13/4</i>	<i>3/6</i>	<i>0-2</i>	<i>22</i>
11	THORPE, Regy	12	1	5	6	0	0	5	3/2	14/28	2-2	71
39	O'TOOLE, Pat	8	0	6	6	0	0	0	0/0	0/0	0-0	62
88	HASEN, Mike	6	1	2	3	0	0	6	3/3	3/6	0-0	19
	<i>Season Totals</i>	<i>10</i>	<i>1</i>	<i>4</i>	<i>5</i>	<i>0</i>	<i>0</i>	<i>9</i>	<i>4/5</i>	<i>4/8</i>	<i>0-0</i>	<i>29</i>
1	GENERAL, Derek	8	0	4	4	0	0	0	0/0	2/4	0-0	14
	BENCH	12	0	0	0	0	0	0	0/0	11/22	0-0	0

Departed Players/Out for Season:

93	DRISCOLL, Chris	9	6	27	33	1	0	62	40/22	5/10	0-0	29
18	BOMBERRY	2	1	2	3	0	0	3	3/0	1/2	0-0	4
30	DIETRICH, Steve	3	0	2	2	0	0	0	0/0	0/0	0-0	5
45	CARMEAN, Tom	1	0	0	0	0	0	5	4/1	0/0	0-0	7
2	ROTHFUSS, Brent	1	0	0	0	0	0	5	3/2	0/0	0-0	3
	TOTALS	12	169	255	424	27	9	812	598/214	107/234	182-192	872

GOALTENDER

#	GOALIES	GP	GS	MIN	GA	EN	SVS	SHOTS	SV%	AVG.	W-L
39	O'TOOLE, Pat	8	5	357:03	65	1	221	286	.772	10.92	5-2
1	GENERAL, Derek	8	4	240:19	61	0	161	222	.725	15.25	3-0
30	DIETRICH, Steve	3	3	123:50	32	1	87	119	.731	15.48	0-2
	TEAM TOTALS	12	12	722:12	158	2	469	627	.748	13.30	8-4



KNIGHTHAWKS 1999 PLAYOFF STATISTICS

#	PLAYER	GP	G	A	PTS	PPG	SHG	SH	ON/OFF	PIM	FO	LB
34	JACOBS, Duane	2	3	6	9	1	1	12	10/2	2/4	0-0	13
33	SOUDAN, Tim	2	3	6	9	0	0	16	13/3	1/2	7-5	7
22	MALAWSKY, Curt	2	4	4	8	2	0	13	10/3	0/0	0-0	12
43	KILGOUR, Darris	2	3	3	6	1	0	18	9/9	2/4	1-0	5
36	MEARNS, Randy	2	0	6	6	0	0	3	2/1	0/0	0-0	18
4	DOWLING, Ted	2	5	0	5	1	0	15	12/3	4/8	0-0	8
20	KRUGER, Rusty	2	3	2	5	1	0	13	10/3	2/4	0-0	7
72	BOMBERRY, Cory	2	2	2	4	1	0	9	6/3	1/2	22-21	14
15	TEAT, Dan	2	0	3	3	0	0	7	4/3	2/4	0-0	8
99	POWELL, Casey*	2	1	1	2	1	0	9	7/2	0/0	0-0	7
13	DANCE, Kevin	2	0	1	1	0	0	1	0/1	2/7	0-0	4
16	HOLLENBECK, Jeremy	2	0	1	1	0	0	0	0/0	0/0	0-0	11
88	HASEN, Mike	2	0	0	0	0	0	1	1/0	1/2	0-0	4
10	McCREADY, Pat	2	0	0	0	0	0	0	0/0	1/2	0-0	4
39	O'TOOLE, Pat	2	0	0	0	0	0	0	0/0	0/0	0-0	11
11	THORPE, Regy	2	0	0	0	0	0	0	0/0	0/0	1-0	8
	BENCH	2	0	0	0	0	0	0	0/0	1/2	0-0	0
	TOTALS	2	24	35	59	8	1	117	84/33	19/41	31-26	141

GOALTENDER

#	GOALIES	GP	GS	MIN	GA	EN	SVS	SHOTS	SV%	AVG.	W-L
39	O'TOOLE, Pat	2	2	120:00	25	0	71	96	74.0%	12.61	1-1
	TEAM TOTALS	2	2	120:00	25	0	71	96	74.0%	12.50	1-1



KNIGHTHAWKS 2000 REGULAR SEASON STATISTICS

#	PLAYER	GP	G	A	PTS	PPG	SHG	SH	ON/OFF	PIM	FO	LB
24	GRANT, John*	12	37	40	77	7	3	168	119/49	16/32	0-0	76
22	MALAWSKY, Curt	12	22	29	51	8	1	77	61/16	4/8	0-0	58
33	SOUDAN, Tim	12	29	19	48	9	1	105	77/28	5/10	27/32	65
72	BOMBERRY, Cory	12	17	24	41	11	1	79	52/27	7/14	66-77	71
34	JACOBS, Duane	12	13	24	37	3	2	77	53/24	7/14	0-0	42
99	POWELL, Casey	10	12	16	28	0	3	62	44/18	4/8	0-0	47
15	TEAT, Dan	12	9	17	26	1	0	36	26/10	7/17	0-0	58
36	MEARNS, Randy	11	6	20	26	0	0	41	32/9	3/6	1-1	89
20	KRUGER, Rusty	9	12	13	25	3	1	55	48/7	9/27	0-0	30
23	McCREADY, Pat	9	12	11	23	0	1	35	32/3	5/10	0-0	43
16	HOLLENBECK, Jeremy	11	4	11	15	0	0	35	21/14	4/8	8-26	75
27	ZAPH, Casey	12	4	6	10	0	0	19	14/5	18/42	0-1	51
10	HASEN, Mike	12	4	5	9	0	1	9	7/2	12/27	0-0	47
39	O'TOOLE, Pat	12	0	7	7	0	0	0	0/0	1/2	0-0	72
32	MacARTHUR, Brad	11	3	2	5	1	1	12	11/1	11/22	2-2	34
11	THORPE, Regy	12	1	4	5	0	0	3	2/1	11/27	73-69	65
94	HUNT, Ben*	2	2	2	4	0	0	6	4/2	0/0	0-0	3
26	TUNRER, Andrew*	4	0	2	2	0	0	5	4/1	3/6	0-0	12
30	DIETRICH, Steve	3	0	2	2	0	0	0	0/0	0/0	0-0	13
42	COUGEVAN, Pat	3	0	0	0	0	0	1	1/0	3/6	0-0	3
77	O'BRIEN, Tim*	1	0	0	0	0	0	1	0/1	1/2	0-0	0
54	CROSBIE, Jason*	1	0	0	0	0	0	1	1/0	1/5	0-0	1
	BENCH	12								8/16		
	TOTALS	12	187	254	441	43	15	827	609/218	140/309	177-208	955

GOALTENDER

#	GOALIES	GP	GS	MIN	GA	EN	SVS	SHOTS	SV%	AVG.	W-L
37	O'TOOLE, Pat	12	11	619:29	124	0	418	542	.771	12.01	8-2
39	DIETRICH, Steve	3	1	99:05	25	0	52	77	.714	15.14	0-2
	TEAM TOTALS	12	12	720:00	149	0	470	619	.760	12.42	8-4



KNIGHTHAWKS 2000 PLAYOFF STATISTICS

#	PLAYER	GP	G	A	PTS	PPG	SHG	SH	ON/OFF	PIM	FO	LB
24	GRANT, John*	2	9	7	16	3	0	26	20/6	3/6	0-0	9
34	JACOBS, Duane	2	4	5	9	0	1	12	7/5	0/0	0-0	10
33	SOUDAN, Tim	2	3	4	7	1	0	29	18/11	1/2	0-0	13
99	POWELL, Casey	2	3	4	7	0	2	13	6/7	0/0	0-0	9
72	BOMBERRY, Cory	2	2	4	6	1	0	17	11/6	3/6	10-13	9
16	HOLLENBECK, Jeremy	2	2	4	6	0	0	7	3/4	0/0	0-0	12
10	HASEN, Mike	2	0	5	5	0	0	1	0/1	3/6	0-0	7
32	MacARTHUR, Brad	2	1	3	4	0	0	6	5/1	1/2	0-0	8
36	MEARNS, Radny	2	2	2	4	0	0	8	7/1	1/2	0-0	19
20	KRUGER, Rusty	2	1	2	3	0	0	9	8/1	2/4	0-0	8
22	MALAWSKY, Curt	2	1	1	2	1	0	5	3/2	2/4	0-0	11
39	O'TOOLE, Pat	2	0	2	2	0	0	0	0/0	0/0	0-0	18
15	TEAT, Dan	2	0	1	1	0	0	6	3/3	0/0	0-0	11
23	McCREADY, Pat	2	0	0	0	0	0	3	2/1	1/2	0-0	11
27	ZAPH, Casey	2	0	0	0	0	0	1	1/0	0/0	0-0	9
11	THORPE, Regy	2	0	0	0	0	0	1	1/0	5/10	15-22	8
94	HUNT, Ben*	0	0	0	0	0	0	0	0/0	0/0	0-0	0
26	TURNER, Andrew*	0	0	0	0	0	0	0	0/0	0/0	0-0	0
30	DIETRICH, Steve	0	0	0	0	0	0	0	0/0	0/0	0-0	0
42	COUGEVAN, Pat	0	0	0	0	0	0	0	0/0	0/0	0-0	0
77	O'BRIEN, Tim*	0	0	0	0	0	0	0	0/0	0/0	0-0	0
54	CROSBIE, Jason*	0	0	0	0	0	0	0	0/0	0/0	0-0	0
	BENCH	2								0/0		
	TEAM TOTALS	2	28	44	72	6	3	144	95/49	22/44	25-35	172

GOALTENDER

#	GOALIES	GP	GS	MIN	GA	EN	SVS	SHOTS	SV%	AVG.	W-L
37	O'TOOLE, Pat	2	2	120:00	25	0	83	108	.769	12.50	1-1
39	DIETRICH, Steve	0	0	0:00	0	0	0	0	.000	0.00	0-0
	TEAM TOTALS	2	2	120:00	25	0	83	108	.769	12.50	1-1



KNIGHTHAWKS 2000-01 REGULAR SEASON STATISTICS

#	PLAYER	GP	G	A	PTS	PPG	SHG	SH	ON/OFF	PIM	FO	LB
24	GRANT, John	14	42	48	90	8	1	238	170/68	9/18	0-0	124
72	BOMBERRY, Cory	14	24	42	66	13	0	102	68/34	9/18	40-39	69
22	MALAWSKY, Curt	14	25	34	59	13	2	102	83/19	1/2	0-0	55
34	JACOBS, Duane	14	33	24	57	16	4	131	99/32	5/10	0-0	61
40	CORDINGLEY, Troy	4	4	6	10	1	0	20	16/4	1/2	0-0	7
	<i>Albany Totals</i>	9	9	21	30	3	0	44	28/16	7/14	0-0	27
	<i>Season Totals</i>	13	13	27	40	4	0	64	40/20	8/16	0-0	34
20	KRUGER, Rusty	14	10	20	30	4	0	74	52/22	9/38	0-0	64
33	SOUDAN, Tim	14	16	9	25	1	1	113	84/29	4/11	8-15	66
23	McCREADY, Pat	13	10	11	21	0	4	44	35/9	11/52	0-0	70
36	MEARNS, Randy	12	2	17	19	0	0	34	26/8	6/12	0-0	75
32	MacARTHUR, Brad	14	12	6	18	0	2	30	25/5	19/38	148-133	61
27	ZAPH, Casey	14	5	11	16	0	0	11	9/2	21/51	0-0	69
54	CROSBIE, Jason	7	7	8	15	1	0	33	25/8	2/4	0-0	13
16	HOLLENBECK, Jeremy	14	4	8	12	1	0	44	31/13	9/21	0-1	59
39	O'TOOLE, Pat	13	1	9	10	0	1	1	1/0	0/0	0-0	82
10	HASEN, Mike	14	0	8	8	0	0	10	7/3	20/40	0-0	50
26	TURNER, Andrew*	12	2	4	6	0	0	10	7/3	16/48	0-0	50
94	HUNT, Ben	2	1	4	5	0	0	2	2/0	0/0	0-0	0
11	THORPE, Regy	14	0	5	5	0	0	2	1/1	8/19	11-19	80
30	DIETRICH, Steve	7	0	2	2	0	0	1	1/0	1/10	0-0	39
15	MUTCH, Darren	5	0	1	1	0	0	2	2/0	6/12	0-0	7
25	CARLSEN, Eric*	1	0	0	0	0	0	2	1/1	2/7	0-0	2
	BENCH	14								9/18		
	TOTALS	14	198	276	474	58	15	1,006	745/261	168/431	207-207	1,103

GOALTENDER

#	GOALIES	GP	GS	MIN	GA	EN	SVS	SHOTS	SV%	AVG.	W-L
37	O'TOOLE, Pat	13	9	555:35	98	0	384	482	.798	10.57	8-2
39	DIETRICH, Steve	7	5	287:29	61	0	195	256	.759	12.95	2-2
	TEAM TOTALS	14	14	843:12	159	0	579	738	.785	11.32	10-4



KNIGHTHAWKS 2011 PLAYOFF STATISTICS

#	PLAYER	GP	G	A	PTS	PPG	SHG	SH	ON/OFF	PIM	FO	LB
22	MALAWSKY, Curt	1	3	1	4	2	0	8	6/2	0/0	0-0	6
24	GRANT, John	1	3	1	4	2	0	16	9/7	0/0	0-0	5
34	JACOBS, Duane	1	2	2	4	0	0	6	6/0	0/0	0-0	5
33	SOUDAN, Tim	1	0	3	3	0	0	4	4/0	0/0	0-0	3
20	KRUGER, Rusty	1	1	1	2	0	0	8	6/2	0/0	0-0	8
40	CORDINGLEY, Troy	1	1	1	2	0	0	2	2/0	0/0	0-0	3
10	HASEN, Mike	1	1	1	2	0	0	2	2/0	2/4	0-0	2
72	BOMBERRY, Cory	1	0	2	2	0	0	6	4/2	0/0	1-4	6
39	O'TOOLE, Pat	1	0	2	2	0	0	0	0/0	0/0	0-0	5
36	MEARNS, Randy	1	0	2	2	0	0	2	1/1	0/0	0-0	3
26	TURNER, Andrew*	1	0	1	1	0	0	0	0/0	0/0	0-0	7
16	HOLLENBECK, Jeremy	1	0	1	1	0	0	3	3/0	0/0	0-0	6
27	ZAPH, Casey	1	0	0	0	0	0	0	0/0	2/4	0-0	9
11	THORPE, Regy	1	0	0	0	0	0	0	0/0	4/8	0-0	5
32	MacARTHUR, Brad	1	0	0	0	0	0	1	1/0	0/0	15-8	2
23	McCREADY, Pat	1	0	0	0	0	0	4	2/2	0/0	0-0	2
	BENCH	2								2/4		
	TOTALS	1	11	18	29	4	0	62	46/16	10/20	16-12	77

GOALTENDER

#	GOALIES	GP	GS	MIN	GA	EN	SVS	SHOTS	SV%	AVG.	W-L
37	O'TOOLE, Pat	1	1	60:00	12	0	42	54	.778	12.00	0-1
39	DIETRICH, Steve	0	0	0:00	0	0	0	0	.000	0.00	0-0
	TEAM TOTALS	1	1	60:00	12	0	42	54	.778	12.00	0-1



KNIGHTHAWKS 2001-02 REGULAR SEASON STATISTICS

#	PLAYER	GP	G	A	PTS	PPG	SHG	SH	ON/OFF	PIM	FO	LB
24	John Grant	16	52	53	105	11	3	281	199/82	19/38	0-0	102
51	Shawn Williams	16	40	35	75	13	4	197	150/47	2/4	0-0	68
18	Derek Malawsky	15	24	47	71	7	0	94	69/25	12/24	0-0	90
72	Cory Bomberry	16	22	44	66	11	0	118	81/37	6/12	102-111	105
22	Curt Malawsky	16	31	29	60	11	2	123	99/24	8/19	0-0	58
34	Duane Jacobs	15	21	25	46	3	0	85	67/18	7/22	0-0	52
33	Tim Soudan	16	20	25	45	0	0	122	92/30	8/16	22-23	98
17	D'Arcy Sweet	16	18	19	37	1	1	88	62/26	5/10	1-0	122
16	Jeremy Hollenbeck	14	8	11	19	0	0	48	35/13	3/6	4-6	69
43	Marshall Abrams	14	5	14	19	0	0	32	24/8	8/19	0-0	64
39	Pat O'Toole	16	1	15	16	1	0	1	1/0	0/0	0-0	116
27	Casey Zaph	16	5	10	15	0	0	26	21/5	18/53	2-4	102
10	Mike Hasen	16	1	11	12	0	0	10	6/4	8/30	0-0	110
7	Ted Jenner*	3	6	4	10	0	0	19	14/5	0/0	0-0	13
26	Andrew Turner	16	2	8	10	0	0	9	6/3	20/51	0-0	87
11	Regy Thorpe	13	0	6	6	0	0	1	0/1	14/39	73-83	79
37	Pat Campbell	5	0	4	4	0	0	0	0/0	2/15	0-0	34
12	Rodney Tapp	3	1	1	2	0	0	1	1/0	1/2	42-41	14
42	Pat Cougevan	16	1	1	2	0	0	8	4/4	6/12	0-1	45
77	Tim Burke*	2	0	0	0	0	0	0	0/0	1/2	0-0	3
2	Chris Schiller*	1	0	0	0	0	0	1	0/1	0/0	0-0	1
	BENCH	16								12/24		
	TOTALS	16	258	362	620	58	10	1,264	931/333	160/398	246-269	1,432

GOALTENDER

#	GOALIES	GP	GS	MIN	GA	EN	SVS	SHOTS	SV%	AVG.	W-L
37	Pat Campbell	5	0	113:04	20	0	69	89	.775	10.62	1-0
39	Pat O'Toole	16	16	848:52	180	0	570	750	.759	12.72	12-3
	TEAM TOTALS	16	16	963:53	200	0	639	839	.761	12.45	13-3



KNIGHTHAWKS 2002 PLAYOFF STATISTICS

#	PLAYER	GP	G	A	PTS	PPG	SHG	SH	ON/OFF	PIM	FO	LB
24	John Grant	2	6	5	11	1	1	45	32/13	0-0	0-0	10
18	Derek Malawsky	2	3	6	9	0	0	14	10/4	0-0	0-0	18
51	Shawn Williams	2	1	5	6	1	0	18	11/7	0-0	0-0	8
72	Cory Bomberry	2	3	2	5	1	0	10	6/4	0-0	13-16	6
10	Mike Hasen	2	1	4	5	0	0	1	1/0	1-2	0-0	10
17	D'Arcy Sweet	2	1	3	4	0	0	11	10/1	0-0	0-0	18
34	Duane Jacobs	2	3	0	3	2	0	12	7/5	0-0	0-0	5
22	Curt Malawsky	2	2	1	3	2	0	13	10/3	1-2	0-0	7
39	Pat O'Toole	2	0	3	3	0	0	0	0/0	0-0	0-0	11
16	Jeremy Hollenbeck	2	1	1	2	0	0	6	5/1	2-4	0-1	7
33	Tim Soudan	2	0	2	2	0	0	20	13/7	0-0	5-5	3
43	Marshall Abrams	2	0	1	1	0	0	4	2/2	1-2	0-0	16
11	Regy Thorpe	2	0	1	1	0	0	1	0/1	0-0	4-9	15
26	Andrew Turner	2	0	0	0	0	0	0	0/0	1-2	0-0	10
27	Casey Zaph	2	0	0	0	0	0	0	0/0	2-4	0-0	8
42	Pat Cougevan	2	0	0	0	0	0	0	0/0	2-4	0-0	6
37	Pat Campbell	1	0	0	0	0	0	0	0/0	0-0	0-0	0
	BENCH	2								1-2		
	TOTALS	2	21	34	55	7	1	155	107/48	11-22	22-31	158

GOALTENDER

#	GOALIES	GP	GS	MIN	GA	EN	SVS	SHOTS	SV%	AVG.	W-L
39	Pat O'Toole	2	2	109:52	20	0	66	86	.767	10.96	1-1
37	Pat Campbell	1	0	12:16	4	0	11	15	.733	19.74	0-0
	TEAM TOTALS	2	2	122:23	24	0	77	101	.762	11.78	1-1



KNIGHTHAWKS 2002-03 REGULAR SEASON STATISTICS

#	PLAYERS	GP	G	A	PTS	SH	SH%	SOG	SOG%	GW	UP	DN	LB	FO	PCT.	PEN
24	JOHN GRANT	16	46	53	99	256	.180	181	.707	1	9	0	115	0-0	.000	10-20.0
18	DEREK MALAWSKY	16	27	47	74	157	.172	110	.701	2	7	0	96	0-0	.000	6-15.0
51	SHAWN WILLIAMS	16	27	45	72	170	.159	136	.800	2	9	0	83	0-0	.000	2-4.0
72	CORY BOMBERRY	16	22	43	65	104	.212	71	.683	2	6	0	72	119-221	.538	2-4.0
22	CURT MALAWSKY	9	23	15	38	81	.284	64	.790	3	3	1	37	0-0	.000	3-9.0
16	JEREMY HOLLENBECK	16	19	13	32	67	.284	49	.731	1	6	0	66	2-4	.500	4-8.0
33	TIM SOUDAN	16	15	13	28	108	.139	82	.759	1	1	3	59	13-29	.448	5-13.0
2	CHRIS SCHILLER	16	16	8	24	42	.381	37	.881	0	1	2	93	0-1	.000	8-19.0
39	PAT O'TOOLE	16	0	18	18	2	.000	2	1.000	0	0	0	151	0-0	.000	0-0.0
10	MIKE HASEN	16	2	9	11	5	.400	3	.600	0	0	0	78	0-0	.000	13-37.0
26	ANDREW TURNER	16	4	6	10	10	.400	9	.900	0	0	1	78	0-0	.000	16-38.0
27	CASEY ZAPH	12	6	3	9	12	.500	11	.917	0	0	0	53	0-0	.000	17-59.0
20	STEVE PENNY	14	2	5	7	24	.083	12	.500	0	0	1	46	0-0	.000	11-25.0
19	TED JENNER	9	2	5	7	21	.095	15	.714	0	0	1	26	0-0	.000	2-4.0
11	REGY THORPE	15	1	5	6	4	.250	3	.750	0	0	0	100	65-162	.401	7-14.0
43	MARSHALL ABRAMS	16	1	4	5	5	.200	5	1.000	0	0	0	76	0-1	.000	11-22.0
37	PAT CAMPBELL	16	0	5	5	0	.000	0	.000	0	0	0	17	0-0	.000	0-0.0
23	SHAWN WILKINS	6	1	3	4	20	.050	13	.650	0	0	0	13	0-0	.000	1-2.0
42	PAT COUGEVAN	12	0	1	1	6	.000	4	.667	0	0	0	32	0-0	.000	3-9.0
93	BILL WARDER	1	0	0	0	1	.000	1	1.000	0	0	0	4	16-36	.444	0-0.0
77	TIM BURKE	2	0	0	0	0	.000	0	.000	0	0	0	0	0-0	.000	6-34.0
	TOTALS	16	214	301	515	1095	.195	808	.738	12	42	9	1297	215-454	.474	137-356
	OPPONENTS	16	173	235	408	1063	.163	760	.715	3	40	3	1272	239-453	.428	122-334

GOALTENDER

#	GOALIES	GP	MIN	W	L	GA	GAA	SV	SV%
39	PAT O'TOOLE	15	840:51	10	4	143	10.20	515	.783
37	PAT CAMPBELL	3	120:33	2	0	30	14.93	72	.706
	TOTALS:	16	963:13	12	4	173	10.78	587	.772
	OPPONENTS:	16	963:08	4	12	214	13.33	594	.735



KNIGHTHAWKS 2003 PLAYOFF STATISTICS

#	PLAYERS	GP	G	A	PTS	SH	SH%	SOG	SOG%	GW	UP	DN	LB	FO	PCT.	PEN
24	JOHN GRANT	2	6	7	13	42	.143	30	.714	1	2	0	17	0-0	.000	2-4.0
18	DEREK MALAWSKY	2	2	6	8	15	.133	11	.733	0	0	0	11	0-0	.000	0-0.0
51	SHAWN WILLIAMS	2	3	4	7	12	.250	9	.750	0	1	0	9	0-0	.000	0-0.0
72	CORY BOMBERRY	2	1	6	7	17	.059	10	.588	0	1	0	6	23-34	.676	0-0.0
22	CURT MALAWSKY	2	4	2	6	21	.190	12	.571	0	2	0	12	0-0	.000	2-4.0
2	CHRIS SCHILLER	2	2	2	4	4	.500	4	1.000	0	0	0	8	0-0	.000	2-4.0
33	TIM SOUDAN	2	1	2	3	10	.100	9	.900	0	0	0	3	0-0	.000	0-0.0
16	JEREMY HOLLENBECK	2	2	0	2	7	.286	6	.857	0	0	0	8	0-0	.000	0-0.0
39	PAT O'TOOLE	2	1	1	2	1	1.000	1	1.000	0	0	0	17	0-0	.000	0-0.0
11	REGY THORPE	2	0	2	2	0	.000	0	.000	0	0	0	14	8-17	.471	1-2.0
27	CASEY ZAPH	2	0	1	1	6	.000	4	.667	0	0	0	10	0-0	.000	0-0.0
10	MIKE HASEN	2	0	1	1	3	.000	2	.667	0	0	0	12	0-0	.000	0-0.0
26	ANDREW TURNER	2	0	1	1	1	.000	1	1.000	0	0	0	12	0-0	.000	1-2.0
20	STEVE PENNY	2	0	0	0	3	.000	3	1.000	0	0	0	5	0-0	.000	2-4.0
43	MARSHALL ABRAMS	2	0	0	0	0	.000	0	.000	0	0	0	6	0-0	.000	0-0.0
42	PAT COUGEVAN	2	0	0	0	0	.000	0	.000	0	0	0	10	0-0	.000	0-0.0
37	PAT CAMPBELL	2	0	0	0	0	.000	0	.000	0	0	0	0	0-0	.000	0-0.0
	TOTAL	2	22	35	57	142	.155	102	.718	1	6	2	160	31-51	.608	11-22.0
	OPPONENTS	2	21	28	49	137	.153	96	.701	1	5	2	144	20-51	.392	17-34.0

GOALTENDER

#	GOALIES	GP	MIN	W	L	GA	GAA	SV	SV%
39	PAT O'TOOLE	2	120:00	1	1	21	10.50	75	.781
	TOTALS:	2	120:00	1	1	21	10.50	75	.781
	OPPONENTS:	2	120:00	1	1	22	11.00	80	.784



KNIGHTHAWKS 2003-04 REGULAR SEASON STATISTICS

#	PLAYERS	GP	G	A	PTS	SH	SH%	SOG	SOG%	GW	UP	DN	LB	FO	PCT.	PEN
51	SHAWN WILLIAMS	16	45	36	81	233	.193	162	.695	3	13	0	91	0-0	.000	5-24.0
18	DEREK MALAWSKY	16	24	54	78	164	.146	113	.689	1	6	2	125	1-1	1.000	4-8.0
19	SCOTT EVANS*	16	16	19	35	125	.128	95	.760	1	3	1	71	0-0	.000	16-44.0
24	JOHN GRANT	5	16	19	35	85	.188	61	.718	0	4	0	34	0-0	.000	3-6.0
15	MAT GILES	16	21	11	32	96	.219	63	.656	1	10	1	58	0-0	.000	8-19.0
14	RYAN O'CONNOR	14	14	13	27	83	.169	61	.735	1	4	3	28	0-0	.000	3-6.0
2	CHRIS SCHILLER	14	11	12	23	32	.355	29	.906	0	0	1	70	0-0	.000	7-17.0
33	TIM SOUDAN	10	5	17	22	55	.091	44	.800	0	0	0	41	17-32	.531	2-4.0
93	KIM SQUIRE	10	5	13	18	58	.088	40	.702	1	1	0	43	0-0	.000	5-10.0
23	STEPHEN HOAR*	14	2	11	13	29	.069	14	.483	0	0	1	76	110-235	.468	6-12.0
26	ANDREW TURNER	12	1	10	11	4	.250	3	.750	0	0	1	63	0-0	.000	7-14.0
16	JEREMY HOLLENBECK	10	4	6	10	18	.222	13	.722	0	0	0	37	9-24	.375	1-2.0
39	PAT O'TOOLE	16	0	10	10	0	.000	0	.000	0	0	0	66	0-0	.000	0-0.0
9	JON HARASYM	13	4	5	9	57	.070	36	.632	0	0	0	54	0-0	.000	7-17.0
27	CASEY ZAPH	10	3	5	8	10	.300	7	.700	0	1	2	52	0-0	.000	13-37.0
20	STEVE PENNY	15	1	5	6	8	.125	5	.625	0	0	0	60	0-0	.000	8-16.0
11	REGY THORPE	16	0	5	5	5	.000	5	1.000	0	0	0	78	60-134	.448	11-22.0
10	MIKE HASEN	16	0	3	3	11	.000	9	.818	0	0	0	94	0-0	.000	6-23.0
28	JAIME TAYLOR	1	1	0	1	3	.333	1	.333	0	0	0	0	0-0	.000	1-2.0
43	MARSHALL ABRAMS	5	0	1	1	2	.000	2	1.000	0	0	0	25	0-0	.000	1-2.0
3	DENNIS JULEFF*	1	0	0	0	8	.000	4	.500	0	0	0	3	0-0	.000	0-0.0
5	BROCK ROBERTSON	5	0	0	0	5	.000	3	.600	0	0	0	3	0-0	.000	8-19.0
42	PAT COUGEVAN	14	0	0	0	2	.000	2	1.000	0	0	0	27	0-0	.000	2-4.0
37	PAT CAMPBELL	16	0	0	0	1	.000	1	1.000	0	0	0	6	0-0	.000	0-0.0
29	BUCK STOBART*	2	0	0	0	0	.000	0	.000	0	0	0	2	1-1	1.000	4-19.0
17	STEVE JENNINGS*	2	0	0	0	0	.000	0	.000	0	0	0	3	0-0	.000	0-0.0
	TOTALS:	16	173	255	428	1093	.158	773	.707	8	42	12	1210	198-427	.464	141-353
	OPPONENTS:	16	186	239	425	968	.192	731	.755	8	37	6	1103	229-427	.536	134-321

GOALTENDER

#	GOALIES	GP	MIN	W	L	GA	GAA	SV	SV%
37	PAT CAMPBELL	6	57:41	0	1	10	10.40	30	.750
39	PAT O'TOOLE	16	910:16	8	7	175	11.54	515	.846
	TOTALS:	16	970:36	8	8	186	11.50	545	.746
	OPPONENTS:	16	970:10	8	8	173	10.70	600	.776



KNIGHTHAWKS 2004 PLAYOFF STATISTICS

#	PLAYERS	GP	G	A	PTS	SH	SH%	SOG	SOG%	GW	UP	DN	LB	FO	PCT.	PEN
18	DEREK MALAWSKY	1	5	3	8	16	.312	11	.688	0	2	1	8	0-0	.000	0-0.0
51	SHAWN WILLIAMS	1	1	2	3	11	.091	10	.909	0	1	0	4	0-0	.000	1-2.0
14	RYAN O'CONNOR	1	1	2	3	3	.333	2	.667	0	1	0	2	0-0	.000	0-0.0
15	MAT GILES	1	1	1	2	8	.125	7	.875	0	1	0	2	0-0	.000	0-0.0
39	PAT O'TOOLE	1	0	2	2	1	.000	1	1.000	0	0	0	4	0-0	.000	0-0.0
23	STEPHEN HOAR*	1	1	0	1	1	1.000	1	1.000	0	0	0	5	4-8	.500	0-0.0
20	STEVE PENNY	1	0	1	1	1	.000	1	1.000	0	0	0	3	0-0	.000	0-0.0
19	SCOTT EVANS*	1	0	0	0	7	.000	5	.714	0	0	0	5	0-0	.000	0-0.0
33	TIM SOUDAN	1	0	0	0	4	.000	0	.000	0	0	0	1	2-4	.500	0-0.0
2	CHRIS SCHILLER	1	0	0	0	3	.000	1	.333	0	0	0	8	0-0	.000	1-2.0
16	JEREMY HOLLENBECK	1	0	0	0	2	.000	2	1.000	0	0	0	5	0-0	.000	0-0.0
93	KIM SQUIRE	1	0	0	0	1	.000	1	1.000	0	0	0	3	0-0	.000	0-0.0
42	PAT COUGEVAN	1	0	0	0	0	.000	0	.000	0	0	0	0	0-0	.000	2-4.0
37	PAT CAMPBELL	1	0	0	0	0	.000	0	.000	0	0	0	0	0-0	.000	0-0.0
29	BUCK STOBART*	1	0	0	0	0	.000	0	.000	0	0	0	0	0-0	.000	0-0.0
26	ANDREW TURNER	1	0	0	0	0	.000	0	.000	0	0	0	5	0-0	.000	0-0.0
11	REGY THORPE	1	0	0	0	0	.000	0	.000	0	0	0	7	7-14	.500	2-4.0
10	MIKE HASEN	1	0	0	0	0	.000	0	.000	0	0	0	0	0-0	.000	1-2.0
	TOTALS:	1	9	11	20	58	.155	42	.724	0	5	1	68	13-26	.500	8-16.0
	OPPONENTS:	1	13	19	32	61	.213	49	.803	1	2	2	77	13-26	.500	11-25.0

GOALTENDER

#	GOALIES	GP	MIN	W	L	GA	GAA	SV	SV%
39	PAT O'TOOLE	1	60:00	0	1	13	13.00	36	.735
	TOTALS:	1	60:00	0	1	13	13.00	36	.735
	OPPONENTS:	1	60:00	1	0	9	9.00	33	.786



KNIGHTHAWKS 2005 REGULAR SEASON STATISTICS

#	PLAYERS	POS	GP	G	A	PTS	PIM	PPG	PPA	SHG	SHA	GWG	LB	S	SPCT	SOG
24	Grant, John	F	15	49	56	105	31	9	22	2	6	4	0	0	.000	0
51	Williams, Shawn	F	16	33	50	83	12	11	17	2	0	1	0	0	.000	0
44	Accursi, Mike	F	16	23	48	71	12	9	24	3	1	0	0	0	.000	0
19	Evans (sc), Scott	F	16	29	23	52	25	10	8	3	0	0	0	0	.000	0
14	O'Connor, Ryan	F	14	14	17	31	6	6	6	0	0	0	0	0	.000	0
32	Millin, Ken	F	16	8	18	26	6	2	6	0	1	0	0	0	.000	0
15	Giles, Mat	F	15	10	13	23	18	1	2	0	1	1	0	0	.000	0
17	Toll, Steve	D	5	5	5	10	0	1	0	1	1	0	0	0	.000	0
	X (TOTALS)		17	9	13	22	0	1	0	2	1	0	0	0	.000	0
39	O'Toole, Pat	G	16	0	15	15	2	0	1	0	1	0	0	0	.000	0
26	Turner, Andrew	D	16	0	13	13	28	0	0	0	4	0	0	0	.000	0
23	Hoar, Stephen	D	14	5	5	10	24	0	0	0	0	0	0	0	.000	0
10	Hasen, Mike	D	15	2	6	8	19	0	0	0	1	1	0	0	.000	0
27	Zaph, Casey	F	16	0	8	8	58	0	0	0	3	0	0	0	.000	0
20	Penny, Steve	D	6	3	2	5	8	0	0	0	0	0	0	0	.000	0
33	Soudan, Tim	F	5	3	2	5	4	0	0	1	0	1	0	0	.000	0
7	Dutton, Pat	F	6	2	3	5	2	0	0	0	0	1	0	0	.000	0
2	Schiller, Chris	D	10	2	2	4	10	0	0	1	0	0	0	0	.000	0
12	Croswell, Brian	F	4	2	1	3	11	1	0	0	0	1	0	0	.000	0
11	Thorpe, Regy	D	16	1	2	3	27	0	1	0	0	0	0	0	.000	0
42	Cougevan, Pat	D	15	1	2	3	16	0	0	0	0	0	0	0	.000	0
43	Abrams, Marshall	D	7	1	2	3	6	0	0	0	0	0	0	0	.000	0
37	Campbell, Pat	G	4	0	1	1	0	0	0	0	0	0	0	0	.000	0
4	Livingstone, Carter	D	11	0	0	0	20	0	0	0	0	0	0	0	.000	0
	X Juleff, Dennis	F	1	0	0	0	2	0	0	0	0	0	0	0	.000	0
	TOTALS:	-	16	193	294	487	377	50	87	13	20	10	0	748	.258	748

GOALTENDER

#	GOALIES	GP	MIN	W	L	GA	GAA	SV	SV%
37	Campbell, Pat	4	53:02	1	0	8	9.05	37	.822
39	O'Toole, Pat	16	907:59	9	6	168	11.10	579	.775
	TOTALS:	16	-	10	6	179	11.19	616	.775



KNIGHTHAWKS 2005 PLAYOFF STATISTICS

#	PLAYERS	POS	GP	G	A	PTS	PIM	PPG	PPA	SHG	SHA	GWG	LB	S	SPCT	SOG	FO
24	Grant, John	F	2	7	6	13	2	0	1	1	0	1	7	35	.200	22	0-0
44	Accursi, Mike	F	2	7	1	8	0	1	0	0	0	0	6	17	.412	12	5-8
51	Williams, Shawn	F	2	5	2	7	0	3	0	0	0	0	7	19	.263	17	0-0
19	Evans (sc), Scott	F	2	4	3	7	2	0	0	0	0	0	8	19	.211	14	0-0
17	Toll, Steve	D	2	2	5	7	0	0	0	1	1	0	21	7	.286	6	1-1
39	O'Toole, Pat	G	2	0	7	7	0	0	0	0	0	0	10	0	.000	0	0-0
14	O'Connor, Ryan	F	2	0	5	5	0	0	4	0	0	0	1	11	.000	8	0-0
10	Hasen, Mike	D	2	0	4	4	4	0	0	0	0	0	10	0	.000	0	0-0
26	Turner, Andrew	D	2	2	1	3	8	0	0	0	0	0	8	2	1.000	2	0-0
2	Schiller, Chris	D	2	1	1	2	2	1	0	0	0	0	13	3	.333	2	0-0
11	Thorpe, Regy	D	2	0	2	2	2	0	0	0	0	0	12	0	.000	0	4-8
15	Giles, Mat	F	2	0	2	2	2	0	1	0	0	0	4	3	.000	2	0-1
32	Millin, Ken	F	2	1	0	1	0	0	0	0	0	0	3	6	.167	6	6-13
23	Hoar, Stephen	D	2	0	1	1	0	0	1	0	0	0	4	1	.000	1	21-32
27	Zaph, Casey	F	2	0	1	1	2	0	0	0	0	0	3	0	.000	0	0-0
42	Cougevan, Pat	D	2	0	1	1	0	0	0	0	0	0	4	0	.000	0	0-0
4	Livingstone, Carter	D	1	0	0	0	2	0	0	0	0	0	3	1	.000	1	0-0
43	Abrams, Marshall	D	1	0	0	0	0	0	0	0	0	0	6	0	.000	0	0-0
7	Dutton, Pat	F	0	0	0	0	0	0	0	0	0	0	0	0	.000	0	0-0
12	Croswell, Brian	F	0	0	0	0	0	0	0	0	0	0	0	0	.000	0	0-0
20	Penny, Steve	D	0	0	0	0	0	0	0	0	0	0	0	0	.000	0	0-0
33	Soudan, Tim	F	0	0	0	0	0	0	0	0	0	0	0	0	.000	0	0-0
37	Campbell, Pat	G	0	0	0	0	0	0	0	0	0	0	0	0	.000	0	0-0
	X Juleff, Dennis	F	0	0	0	0	0	0	0	0	0	0	0	0	.000	0	0-0
	TOTALS:	-	2	29	42	71	32	5	7	2	1	1	130	124	.234	93	37-63

GOALTENDER

#	GOALIES	GP	MIN	W	L	GA	GAA	SV	SV%
37	Campbell, Pat	0	0:00	0	0	0	.00	0	.000
39	O'Toole, Pat	2	117:54	1	1	26	13.23	72	.735
	TOTALS:	2	-	1	1	26	13.00	72	.735



KNIGHTHAWKS 2006 REGULAR SEASON STATISTICS

#	PLAYERS	POS	GP	G	A	PTS	PIM	PPG	PPA	SHG	SHA	GWG	LB	S	SPCT	SOG	FO
24	Grant, John	F	16	54	43	97	22	10	22	2	1	5	86	277	.195	203	0-0
51	Williams, Shawn	F	16	31	49	80	14	15	16	1	2	1	68	180	.172	127	0-0
19	Evans (sc), Scott	F	16	22	48	70	55	5	17	0	2	0	81	141	.156	106	0-0
44	Accursi, Mike	F	16	27	36	63	10	10	16	2	0	2	61	167	.162	121	2-7
15	Evans (sh), Shawn	F	15	21	16	37	59	3	2	0	1	0	110	120	.175	87	0-1
17	Toll, Steve	D	16	14	18	32	6	0	1	2	3	0	119	40	.350	36	4-15
32	Millin, Ken	F	11	4	12	16	0	1	5	0	0	0	20	23	.174	19	0-0
39	O'Toole, Pat	G	16	0	12	12	0	0	0	0	3	0	20	3	.000	1	0-0
14	O'Connor, Ryan	F	7	5	6	11	11	2	4	0	0	0	7	27	.185	18	0-0
7	Dutton, Pat	F	10	4	7	11	4	1	0	0	0	1	39	11	.364	9	0-0
23	Hoar, Stephen	D	16	3	5	8	35	0	0	0	0	0	94	25	.120	23	221-408
10	Hasen, Mike	D	16	3	3	6	6	0	0	0	0	0	73	8	.375	4	0-0
2	Schiller, Chris	D	16	2	4	6	15	0	0	0	1	0	90	19	.105	13	0-0
5	Chapman, Sandy	F	11	1	5	6	4	0	0	0	0	0	32	12	.083	9	0-0
11	Thorpe, Regy	D	16	1	4	5	29	0	1	1	1	0	61	5	.200	5	5-11
25	Ditzell, Scott	D	15	2	2	4	34	1	0	0	0	0	49	3	.667	2	0-0
12	Croswell, Brian	F	4	1	2	3	0	1	0	0	0	0	8	9	.111	6	0-0
4	Livingstone, Carter	D	9	0	3	3	6	0	0	0	0	0	24	1	.000	1	0-0
21	Greer, Bill	F	6	1	1	2	8	0	0	0	0	0	23	5	.200	5	0-0
43	Abrams, Marshall	D	11	0	2	2	25	0	0	0	0	0	53	1	.000	0	0-0
20	Penny, Steve	D	8	0	1	1	8	0	0	0	0	0	24	6	.000	3	0-0
52	Crawley, Grant	G	4	0	1	1	0	0	0	0	0	0	2	0	.000	0	0-0
	X Cougevan, Pat	D	4	0	1	1	4	0	0	0	0	0	3	0	.000	0	0-0
	X Burkholder, Andrew	F	1	0	0	0	0	0	0	0	0	0	0	1	.000	1	0-0
	TOTALS:	-	16	196	281	477	387	49	84	8	14	9	1147	1094	.179	809	232-442

GOALTENDER

#	GOALIES	GP	MIN	W	L	GA	GAA	SV	SV%
39	O'Toole, Pat	16	927:35	9	6	169	10.93	598	.780
52	Crawley, Grant	16	29:03	0	1	9	18.59	6	.400
	TOTALS:	16	-	9	7	180	11.25	604	.770



KNIGHTHAWKS 2006 PLAYOFF STATISTICS

#	PLAYERS	POS	GP	G	A	PTS	PIM	PPG	PPA	SHG	SHA	GWG	LB	S	SPCT	SOG	FO	
24	Grant, John	F	2	8	2	10	2	3	0	0	0	1	8	42	.190	33	0-0	
19	Evans (sc), Scott	F	2	3	7	10	7	1	2	0	0	0	12	23	.130	16	0-0	
51	Williams, Shawn	F	2	3	3	6	0	0	1	0	1	0	5	19	.158	13	0-0	
17	Toll, Steve	D	2	3	2	5	0	0	0	2	0	0	15	7	.429	6	1-2	
7	Dutton, Pat	F	2	2	2	4	0	0	0	0	0	0	12	6	.333	4	0-0	
15	Evans (sh), Shawn	F	2	2	2	4	0	0	0	1	0	0	15	16	.125	14	0-0	
39	O'Toole, Pat	G	2	0	4	4	0	0	0	0	2	0	2	0	.000	0	0-0	
32	Millin, Ken	F	2	3	0	3	2	0	0	0	0	0	8	7	.429	7	0-0	
2	Schiller, Chris	D	2	1	2	3	2	0	0	1	0	0	13	4	.250	4	0-0	
44	Accursi, Mike	F	2	0	3	3	2	0	1	0	0	0	10	14	.000	7	0-0	
21	Greer, Bill	F	1	1	1	2	2	0	0	0	0	0	4	1	1.000	1	0-0	
25	Ditzell, Scott	D	2	0	2	2	10	0	0	0	0	0	7	2	.000	2	0-0	
11	Thorpe, Regy	D	2	0	1	1	2	0	0	0	0	0	6	0	.000	0	1-2	
23	Hoar, Stephen	D	2	0	1	1	0	0	0	0	0	0	15	4	.000	2	31-51	
4	Livingstone, Carter	D	2	0	0	0	0	0	0	0	0	0	2	0	.000	0	0-0	
5	Chapman, Sandy	F	2	0	0	0	0	0	0	0	0	0	3	1	.000	1	0-0	
10	Hasen, Mike	D	2	0	0	0	0	0	0	0	0	0	7	0	.000	0	0-2	
43	Abrams, Marshall	D	1	0	0	0	2	0	0	0	0	0	0	0	.000	0	0-0	
TOTALS:			-	2	26	32	58	35	4	4	4	3	1	144	146	.178	110	33-57

GOALTENDER

#	GOALIES	GP	MIN	W	L	GA	GAA	SV	SV%
52	Crawley, Grant	2	0:00	0	0	0	.00	0	.000
39	O'Toole, Pat	2	118:06	1	1	23	11.69	68	.747
TOTALS:		2	-	1	1	23	11.50	68	.747



KNIGHTHAWKS 2007 REGULAR SEASON STATISTICS

#	PLAYERS	POS	GP	G	A	PTS	PIM	PPG	PPA	SHG	SHA	GWG	LB	S	SPCT	SOG	FO
24	Grant, John	F	15	51	60	111	40	14	22	5	6	4	81	272	.188	199	0-0
51	Williams, Shawn	F	16	36	55	91	8	15	15	1	3	2	69	135	.267	103	0-0
19	Evans (sc), Scott	F	16	45	42	87	48	16	17	2	2	2	78	217	.207	168	0-0
44	Accursi, Mike	F	16	26	51	77	0	12	22	3	3	0	69	140	.186	104	0-0
15	Evans (sh), Shawn	F	16	32	34	66	36	6	12	3	1	1	121	181	.177	116	1-7
32	Millin, Ken	F	16	19	33	52	4	2	11	2	4	0	58	66	.288	51	0-0
17	Toll, Steve	T	16	14	24	38	2	1	0	4	5	3	177	35	.400	29	2-4
23	Hoar, Stephen	D	16	10	13	23	25	0	0	1	0	1	67	38	.263	33	240-464
39	O'Toole, Pat	G	15	0	23	23	0	0	2	0	2	0	28	2	.000	0	0-0
20	Greer, Bill	D	13	7	11	18	17	0	2	1	5	1	106	16	.438	12	0-0
43	Abrams, Marshall	D	15	0	10	10	30	0	1	0	0	0	51	3	.000	1	0-0
5	Chapman, Sandy	D	15	1	8	9	15	0	0	0	0	0	56	6	.167	6	10-23
2	Schiller, Chris	T	12	3	5	8	15	0	2	1	1	0	63	11	.273	10	0-0
11	Thorpe, Regy	D	15	0	5	5	27	0	0	0	1	0	47	3	.000	3	4-13
25	Ditzell, Scott	D	13	0	5	5	68	0	1	0	0	0	72	7	.000	6	0-0
36	Forget, Luke	D	10	1	3	4	23	0	1	0	0	0	50	12	.083	9	0-0
12	Croswell, Brian	F	3	2	1	3	0	0	1	0	0	0	5	8	.250	7	0-0
7	Dutton, Pat	D	6	1	2	3	6	1	0	0	0	0	19	7	.143	5	0-0
26	Brown, David	D	4	1	0	1	6	0	0	0	0	0	15	4	.250	3	0-0
42	Cougevan, Pat	D	14	0	1	1	15	0	1	0	0	0	25	1	.000	0	0-0
	X Hasen, Mike	D	3	0	1	1	0	0	0	0	1	0	13	0	.000	0	0-1
18	Reid, Jack	D	6	0	0	0	44	0	0	0	0	0	18	1	.000	1	0-0
90	Wetherup, Phil	G	5	0	0	0	0	0	0	0	0	0	0	0	.000	0	0-0
	X Miron, Mike	G	1	0	0	0	0	0	0	0	0	0	2	0	.000	0	0-0
	TOTALS:	-	16	249	387	636	459	67	110	23	34	14	1290	1165	.214	866	257-512

GOALTENDER

#	GOALIES	GP	MIN	W	L	GA	GAA	SV	SV%
41	Crawley, Grant	1	0:00	0	0	0	.00	0	.000
39	O'Toole, Pat	15	838:38	13	1	165	11.80	566	.774
90	Wetherup, Phil	10	66:30	1	0	14	12.63	53	.791
	X Miron, Mike	6	50:14	0	1	15	17.92	31	.674
	TOTALS:	16	-	14	2	194	12.13	650	.770



KNIGHTHAWKS 2007 PLAYOFF STATISTICS

#	PLAYERS	POS	GP	G	A	PTS	PIM	PPG	PPA	SHG	SHA	GWG	LB	S	SPCT	SOG	FO
51	Williams, Shawn	F	3	6	13	19	2	3	2	0	0	0	18	27	.222	23	0-0
44	Accursi, Mike	F	3	11	4	15	2	2	2	0	0	1	15	45	.244	36	0-0
24	Grant, John	F	3	8	7	15	0	1	3	1	0	1	24	63	.127	51	0-0
19	Evans (sc), Scott	F	3	3	9	12	6	0	4	1	0	0	20	40	.075	28	0-0
15	Evans (sh), Shawn	F	3	3	5	8	2	1	2	0	0	0	32	32	.094	22	0-0
23	Hoar, Stephen	D	3	1	6	7	0	0	0	0	0	0	15	12	.083	8	45-78
32	Millin, Ken	F	3	0	6	6	0	0	0	0	1	0	9	8	.000	6	0-0
17	Toll, Steve	T	3	2	3	5	2	0	0	1	0	0	28	4	.500	4	0-1
20	Greer, Bill	D	3	1	2	3	8	0	0	0	0	1	20	2	.500	2	0-0
36	Forget, Luke	D	3	0	3	3	4	0	0	0	0	0	16	2	.000	1	0-0
2	Schiller, Chris	T	3	1	1	2	0	0	0	0	1	0	11	3	.333	3	0-0
11	Thorpe, Regy	D	3	0	2	2	4	0	0	0	0	0	4	0	.000	0	0-0
25	Ditzell, Scott	D	3	0	2	2	6	0	0	0	0	0	16	1	.000	1	0-0
5	Chapman, Sandy	D	3	1	0	1	0	0	0	0	0	0	10	3	.333	3	0-0
39	O'Toole, Pat	G	3	0	1	1	0	0	0	0	1	0	5	0	.000	0	0-0
42	Cougevan, Pat	D	3	0	0	0	0	0	0	0	0	0	3	2	.000	1	0-0
43	Abrams, Marshall	D	3	0	0	0	2	0	0	0	0	0	14	0	.000	0	0-0
7	Dutton, Pat	D	0	0	0	0	0	0	0	0	0	0	0	0	.000	0	0-0
12	Croswell, Brian	F	0	0	0	0	0	0	0	0	0	0	0	0	.000	0	0-0
18	Reid, Jack	D	0	0	0	0	0	0	0	0	0	0	0	0	.000	0	0-0
26	Brown, David	D	0	0	0	0	0	0	0	0	0	0	0	0	.000	0	0-0
41	Crawley, Grant	G	0	0	0	0	0	0	0	0	0	0	0	0	.000	0	0-0
90	Wetherup, Phil	G	0	0	0	0	0	0	0	0	0	0	0	0	.000	0	0-0
	TOTALS:	-	3	37	64	101	38	7	13	3	3	3	260	244	.152	189	45-79

GOALTENDER

#	GOALIES	GP	MIN	W	L	GA	GAA	SV	SV%
90	Wetherup, Phil	3	0:00	0	0	0	.00	0	.000
41	Crawley, Grant	0	0:00	0	0	0	.00	0	.000
39	O'Toole, Pat	3	178:53	3	0	30	10.06	131	.814
	TOTALS:	3	-	3	0	30	10.00	131	.814



KNIGHTHAWKS 2008 REGULAR SEASON STATISTICS

#	PLAYERS	POS	GP	G	A	PTS	PIM	PPG	PPA	SHG	SHA	GWG	LB	S	SPCT	SOG	FO
24	Grant, John	F	16	47	45	92	16	9	19	5	1	0	116	301	.156	206	0-0
51	Williams, Shawn	F	16	25	55	80	2	11	15	1	4	0	64	151	.166	102	0-0
19	Evans (sc), Scott	F	16	44	34	78	28	15	10	3	2	3	88	266	.165	194	0-0
15	Evans (sh), Shawn	F	15	25	38	63	63	2	14	0	2	3	61	158	.158	105	0-0
32	Millin, Ken	F	15	8	25	33	8	2	10	0	0	1	49	64	.125	49	0-0
17	Toll, Steve	T	16	7	25	32	8	0	4	3	5	0	166	38	.184	30	0-0
23	Hoar, Stephen	T	16	5	17	22	36	1	0	1	1	0	76	47	.106	32	204-394
5	Chapman, Sandy	D	16	1	15	16	12	0	0	0	4	0	77	5	.200	5	12-33
21	Lyons, Matt	F	12	9	6	15	9	2	1	3	0	1	26	47	.191	34	0-0
2	Schiller, Chris	T	16	4	11	15	19	0	0	2	0	0	87	15	.267	13	0-0
20	Greer, Bill	D	14	9	5	14	4	2	0	1	2	0	69	22	.409	18	0-0
14	MacLeod, Mat	F	11	7	7	14	11	0	0	0	0	0	32	33	.212	26	0-0
39	O'Toole, Pat	G	16	0	10	10	0	0	0	0	3	0	11	3	.000	2	0-0
25	Ditzell, Scott	D	14	2	6	8	58	0	0	0	0	0	92	6	.333	5	0-0
43	Abrams, Marshall	D	16	0	5	5	21	0	0	0	0	0	66	0	.000	0	0-0
	X Forget, Luke	D	6	1	3	4	4	0	0	0	0	0	33	2	.500	2	0-0
11	Thorpe, Regy	D	12	0	4	4	27	0	0	0	0	0	39	0	.000	0	0-6
18	Reid, Jack	D	10	0	4	4	19	0	1	0	0	0	35	4	.000	3	0-0
42	Cougevan, Pat	D	14	1	1	2	4	0	0	0	0	0	11	2	.500	2	0-0
26	Brown, David	D	3	1	0	1	2	0	0	0	0	0	5	1	1.000	1	0-0
16	Potter, Andrew	F	2	1	0	1	0	0	0	0	0	0	9	2	.500	2	0-0
90	Wetherup, Phil	G	3	0	1	1	0	0	0	0	1	0	2	0	.000	0	0-0
52	Crawley, Grant	G	1	0	0	0	0	0	0	0	0	0	0	0	.000	0	0-0
	TOTALS:	-	16	197	317	514	375	44	74	19	25	8	1214	1167	.169	831	216-433

GOALTENDER

#	GOALIES	GP	MIN	W	L	GA	GAA	SV	SV%
52	Crawley, Grant	1	4:30	0	0	0	.00	2	1.000
39	O'Toole, Pat	16	889:25	8	6	156	10.52	540	.776
90	Wetherup, Phil	15	71:39	0	2	13	10.89	41	.759
	TOTALS:	16	-	8	8	171	10.69	583	.773



KNIGHTHAWKS 2009 REGULAR SEASON STATISTICS

#	PLAYERS	POS	GP	G	A	PTS	PIM	PPG	PPA	SHG	SHA	GWG	LB	S	SPCT	SOG	FO
51	Williams, Shawn	F	16	26	67	93	4	10	21	0	4	0	85	180	.144	136	0-0
15	Evans (sh), Shawn	F	16	30	49	79	42	5	17	1	1	3	106	204	.147	141	0-0
88	Henhawk, Jason	F	14	18	20	38	6	2	10	2	0	0	55	126	.143	86	1-3
22	Gait, Gary	F	11	22	15	37	4	12	7	0	0	2	42	109	.202	77	1-1
9	Point, Craig	F	10	17	11	28	12	4	6	1	0	1	47	94	.181	67	0-0
	X (TOTALS)		14	19	17	36	14	6	6	1	0	1	60	128	.148	88	0-1
90	Rooney, Jamie	F	7	5	3	8	6	0	0	0	1	0	16	27	.185	16	0-0
	X (TOTALS)		17	12	10	22	10	0	0	0	1	1	46	57	.211	38	0-0
1	Walters, Joe	F	15	8	12	20	7	0	1	0	0	0	50	94	.085	56	0-0
2	Schiller, Chris	T	16	8	11	19	20	0	1	2	1	1	100	29	.276	21	0-0
17	Toll, Steve	T	16	4	13	17	6	1	1	0	1	0	178	26	.154	22	0-0
32	Millin, Ken	F	14	5	11	16	21	1	2	0	0	0	41	29	.172	22	0-0
73	Hill, Dean	F	3	2	3	5	0	1	0	0	0	0	11	14	.143	9	0-0
	X (TOTALS)		7	4	12	16	2	1	2	0	1	0	27	44	.091	33	0-0
	X Wilson, Aaron	F	6	9	6	15	0	3	3	0	0	0	20	75	.120	53	0-0
25	McBride, Bobby	T	10	6	9	15	4	0	0	1	0	0	63	26	.231	22	0-0
39	O'Toole, Pat	G	13	0	8	8	0	0	0	0	1	0	0	0	.000	0	0-0
7	Allen, Mac	D	11	2	5	7	50	1	0	1	0	0	68	10	.200	7	97-177
5	Chapman, Sandy	D	16	1	6	7	17	0	0	0	1	0	79	12	.083	10	8-30
	X (TOTALS)		16	1	6	7	17	0	0	0	1	0	79	12	.083	10	8-30
71	Laverty, Kyle	D	15	1	4	5	83	1	0	0	1	0	54	2	.500	2	0-0
	X Hill, Stuart	F	2	2	1	3	0	1	0	0	0	0	2	8	.250	6	0-0
36	Spack, Andrew	D	3	2	0	2	0	0	0	0	0	0	22	4	.500	4	26-54
	X Greer, Bill	D	8	0	2	2	8	0	0	0	0	0	55	9	.000	6	0-0
	X Cogan, Ronald	F	3	1	0	1	4	0	0	0	0	0	2	9	.111	4	0-0
11	Thorpe, Regy	D	12	0	1	1	22	0	0	0	0	0	52	3	.000	3	25-83
12	Bonterre, Troy	D	12	0	1	1	26	0	0	0	0	0	26	5	.000	3	0-1
14	MacLeod, Mat	F	5	0	1	1	2	0	1	0	0	0	18	16	.000	11	0-0
	X Collins, Derek	G	3	0	1	1	0	0	0	0	0	0	0	0	.000	0	0-0
	X Kelly, Anthony	D	2	0	1	1	0	0	0	0	0	0	9	1	.000	1	25-56
	X Lazore, Andrew	F	1	0	1	1	0	0	0	0	0	0	0	0	.000	0	0-0
42	Cougevan, Pat	D	6	0	0	0	0	0	0	0	0	0	10	1	.000	0	0-0
13	Vanevery, Ben	G	3	0	0	0	0	0	0	0	0	0	0	0	.000	0	0-0
	X Wetherup, Phil	G	2	0	0	0	2	0	0	0	0	0	0	0	.000	0	0-0
	X Saunders, Pat		1	0	0	0	0	0	0	0	0	0	2	0	.000	0	0-0
	X Boyle, Brock	D	1	0	0	0	0	0	0	0	0	0	4	0	.000	0	0-0
	X Elliott, Dan	D	1	0	0	0	5	0	0	0	0	0	0	0	.000	0	0-0
	X Hill, Chandon	D	1	0	0	0	0	0	0	0	0	0	0	0	.000	0	0-0
	X McCready, Joel		1	0	0	0	0	0	0	0	0	0	0	4	.000	4	0-0
	X Hanford, Jamie	D	1	0	0	0	2	0	0	0	0	0	6	0	.000	0	15-26
	TOTALS:	-	16	169	262	431	373	42	78	8	14	7	1223	1117	.151	789	198-431

GOALTENDER

#	GOALIES	GP	MIN	W	L	GA	GAA	SV	SV%
30	Henhawk, Jake	1	0:00	0	0	0	.00	0	.000
13	Vanevery, Ben	13	43:52	0	0	7	9.57	26	.788
39	O'Toole, Pat	13	776:46	7	6	139	10.74	475	.774
	X Collins, Derek	3	93:20	0	3	28	18.00	47	.627
	X Wetherup, Phil	2	49:48	0	0	21	25.30	25	.543
	TOTALS:	16	-	7	9	197	12.31	573	.744



KNIGHTHAWKS 2009 PLAYOFF STATISTICS

#	PLAYERS	POS	GP	G	A	PTS	PIM	PPG	PPA	SHG	SHA	GWG	LB	S	SPCT	SOG	FO
51	Williams, Shawn	F	1	1	5	6	0	0	3	0	0	0	2	12	.083	7	0-0
15	Evans (sh), Shawn	F	1	3	2	5	0	1	2	0	0	0	8	14	.214	12	0-0
9	Point, Craig	F	1	2	3	5	0	2	2	0	0	0	5	6	.333	5	0-0
88	Henhawk, Jason	F	1	1	2	3	2	1	0	0	0	0	7	10	.100	3	0-1
22	Gait, Gary	F	1	1	1	2	2	1	1	0	0	0	4	10	.100	6	0-0
90	Rooney, Jamie	F	1	1	1	2	0	0	0	0	0	0	0	3	.333	2	0-0
17	Toll, Steve	T	1	1	0	1	2	0	0	1	0	0	12	1	1.000	1	0-0
2	Schiller, Chris	T	1	0	1	1	2	0	1	0	0	0	7	2	.000	1	0-0
25	McBride, Bobby	T	1	0	1	1	0	0	1	0	0	0	5	0	.000	0	0-0
1	Walters, Joe	F	1	0	0	0	0	0	0	0	0	0	1	2	.000	2	0-0
5	Chapman, Sandy	D	1	0	0	0	6	0	0	0	0	0	3	0	.000	0	1-1
7	Allen, Mac	D	1	0	0	0	0	0	0	0	0	0	5	2	.000	1	5-21
11	Thorpe, Regy	D	1	0	0	0	17	0	0	0	0	0	0	0	.000	0	0-2
12	Bonterre, Troy	D	1	0	0	0	0	0	0	0	0	0	6	0	.000	0	0-0
32	Millin, Ken	F	1	0	0	0	0	0	0	0	0	0	2	0	.000	0	0-0
39	O'Toole, Pat	G	1	0	0	0	0	0	0	0	0	0	0	0	.000	0	0-0
71	Lavery, Kyle	D	1	0	0	0	2	0	0	0	0	0	4	1	.000	1	0-0
13	Vanevery, Ben	G	0	0	0	0	0	0	0	0	0	0	0	0	.000	0	0-0
14	MacLeod, Mat	F	0	0	0	0	0	0	0	0	0	0	0	0	.000	0	0-0
30	Henhawk, Jake	G	0	0	0	0	0	0	0	0	0	0	0	0	.000	0	0-0
36	Spack, Andrew	D	0	0	0	0	0	0	0	0	0	0	0	0	.000	0	0-0
42	Cougevan, Pat	D	0	0	0	0	0	0	0	0	0	0	0	0	.000	0	0-0
73	Hill, Dean	F	0	0	0	0	0	0	0	0	0	0	0	0	.000	0	0-0
	TOTALS:	-	1	10	16	26	37	5	10	1	0	0	71	63	.159	41	6-25

GOALTENDER

#	GOALIES	GP	MIN	W	L	GA	GAA	SV	SV%
13	Vanevery, Ben	1	0:00	0	0	0	.00	0	.000
30	Henhawk, Jake	0	0:00	0	0	0	.00	0	.000
39	O'Toole, Pat	1	62:16	0	1	11	10.60	43	.796
	TOTALS:	1	-	0	1	11	11.00	43	.796



KNIGHTHAWKS 2010 REGULAR SEASON STATISTICS

No.	PLAYER	POS	GP	G	A	PTS	PIM	LB	FOA	FOW	FO%	PP	SHG	GW	SOG	SH	SH%
24	John Grant	F	15	39	44	83	17	85	0	0	0.000	11	2	0	197	263	0.148
51	Shawn Williams	F	16	23	46	69	4	76	0	0	0.000	6	2	0	92	124	0.185
9	Craig Point	F	16	31	15	46	38	95	241	107	0.444	4	0	1	112	158	0.196
15	Shawn Evans	F	15	11	34	45	59	100	0	0	0.000	3	0	1	79	121	0.091
22	Gary Gait	F	11	16	16	32	4	47	0	0	0.000	5	0	4	52	64	0.250
19	Scott Evans	F	10	7	13	20	74	43	1	0	0.000	3	0	0	67	86	0.081
72	Cory Bomberry	F	8	4	11	15	2	32	39	19	0.487	2	0	0	31	42	0.095
17	Steve Toll	D	16	5	8	13	10	153	0	0	0.000	0	2	0	18	25	0.200
93	Chris Driscoll	T	15	3	9	12	8	42	1	0	0.000	0	0	0	19	29	0.103
	BUF	T	4	2	3	5	2	10	0	0	0.000	0	0	0	6	10	0.200
	ROC	T	11	1	6	7	6	32	0	0	0.000	0	0	0	13	19	0.053
2	Chris Schiller	T	13	2	10	12	26	70	0	0	0.000	1	1	0	5	9	0.222
1	Joe Walters	T	14	1	10	11	4	39	0	0	0.000	0	0	0	25	34	0.029
67	Bobby McBride	T	9	4	5	9	2	80	0	0	0.000	0	1	1	17	20	0.200
21	Kevin Fines	D	13	6	2	8	16	59	55	16	0.291	0	0	0	20	25	0.240
18	Peter Jacobs	F	5	2	5	7	0	8	0	0	0.000	0	0	0	12	18	0.111
10	Joel McCready	T	10	2	2	4	11	33	0	0	0.000	0	0	0	9	9	0.222
77	Aaron Bold	G	8	0	3	3	0	5	0	0	0.000	0	0	0	0	0	0.000
39	Pat O'Toole	G	16	0	3	3	0	11	0	0	0.000	0	0	0	0	0	0.000
43	Marshall Abrams	D	12	0	2	2	23	60	0	0	0.000	0	0	0	0	1	0.000
7	Mac Allen	D	14	1	0	1	38	56	16	10	0.625	0	0	0	2	3	0.333
36	Jason Henhawk	F	2	0	1	1	15	3	0	0	0.000	0	0	0	6	10	0.000
71	Kyle Laverty	D	12	0	1	1	43	38	0	0	0.000	0	0	0	2	3	0.000
79	*Sid Smith	D	16	0	1	1	15	62	52	10	0.192	0	0	0	1	1	0.000
40	Matt Danowski	F	1	0	0	0	0	4	0	0	0.000	0	0	0	4	4	0.000
12	*Cody Johnson	T	1	0	0	0	0	5	0	0	0.000	0	0	0	0	0	0.000
90	Jamie Rooney	F	1	0	0	0	0	2	0	0	0.000	0	0	0	4	4	0.000
26	Andrew Potter	F	2	0	0	0	0	7	0	0	0.000	0	0	0	3	6	0.000
25	Scott Ditzell	D	13	0	0	0	2	42	0	0	0.000	0	0	0	1	3	0.000
	BENCH		16	0			24									0	
	TOTALS		16	155	238	393	422	1247	405	162		35	8	7	772	1052	0.147

GOALTENDER

No.	GOALIE	GP	MINS	W	L	EN	GA	GAA	SA	SVS	SV%
77	Aaron Bold	16	310	2	4	0	58	11.23	257	199	0.774
39	Pat O'Toole	16	650	5	5	1	122	11.26	495	373	0.754
	TOTALS	16	960	7	9	1	180	11.25	752	572	0.761



KNIGHTHAWKS 2011 REGULAR SEASON STATISTICS

No.	PLAYER	POS	GP	G	A	PTS	PIM	LB	FOA	FOW	FO%	PP	SHG	GW	EN	SOG	SH	SH%
51	Shawn Williams	F	16	23	54	77	2	64	0	0	0.000	2	1	0	0	106	137	16.8
15	Shawn Evans	F	16	24	49	73	18	96	0	0	0.000	9	4	2	0	112	150	16.0
88	* Cody Jamieson	F	16	28	25	53	30	45	0	0	0.000	8	0	0	0	125	154	18.2
9	Craig Point	F	15	20	27	47	0	67	101	49	0.485	2	0	2	0	89	137	14.6
44	Mike Accursi	F	16	21	24	45	4	43	1	0	0.000	2	1	3	0	88	114	18.4
20	Jordan Hall	T	12	18	22	40	2	58	6	4	0.667	4	0	2	0	51	70	25.7
42	* Jarrett Davis	F	14	12	12	24	11	39	0	0	0.000	0	0	1	0	44	52	23.1
10	Pat McCready	D	15	6	12	18	16	101	3	0	0.000	0	1	0	0	14	14	42.9
23	* Cory Vitarelli	F	6	7	6	13	2	19	0	0	0.000	1	1	0	0	34	46	15.2
37	Scott Campbell	D	17	7	5	12	17	80	1	0	0.000	0	0	0	0	17	22	31.8
	BOS	D	4	0	1	1	4	11	0	0	0.000	0	0	0	0	2	3	0.0
	ROC	D	13	7	4	11	13	69	0	0	0.000	0	0	0	0	15	19	36.8
93	Chris Driscoll	T	16	4	7	11	6	44	2	0	0.000	0	2	0	2	10	11	36.4
1	Joe Walters	T	5	1	10	11	0	12	0	0	0.000	0	0	0	0	19	26	3.8
2	Chris Schiller	T	16	1	9	10	29	75	2	0	0.000	0	0	0	1	4	5	20.0
22	x Gary Gait	F	2	1	4	5	0	6	0	0	0.000	0	0	0	0	2	3	33.3
7	* Tyler Burton	D	14	1	2	3	18	61	154	49	0.318	0	0	0	0	4	5	20.0
79	Sid Smith	D	11	0	3	3	17	39	74	29	0.392	0	0	0	0	1	2	0.0
4	Joel McCready	T	12	0	2	2	43	65	0	0	0.000	0	0	0	0	5	8	0.0
86	Rory Graves	D	15	0	2	2	6	29	0	0	0.000	0	0	0	0	1	1	0.0
	EDM	D	3	0	0	0	4	4	0	0	0.000	0	0	0	0	0	0	0.0
	ROC	D	12	0	2	2	2	25	0	0	0.000	0	0	0	0	1	1	0.0
48	Matt Vinc	G	16	0	2	2	0	23	0	0	0.000	0	0	0	0	0	0	0.0
21	Kevin Fines	D	1	1	0	1	0	2	2	1	0.500	0	0	0	0	1	1	100.0
12	Troy Bonterre	D	11	1	0	1	29	22	0	0	0.000	0	0	0	0	1	1	100.0
16	*x Dylan Evans	D	2	0	1	1	7	2	0	0	0.000	0	0	0	0	1	1	0.0
5	x Matt Zash	D	4	0	1	1	2	18	56	21	0.375	0	0	0	0	0	0	0.0
40	Ian Rubel	D	14	0	1	1	12	12	0	0	0.000	0	0	0	0	0	0	0.0
83	x Chandon Hill	D	1	0	0	0	5	0	0	0	0.000	0	0	0	0	0	0	0.0
28	x Cody Johnson	T	1	0	0	0	2	2	0	0	0.000	0	0	0	0	0	0	0.0
41	*x Holdon Vyse	D	1	0	0	0	0	1	0	0	0.000	0	0	0	0	2	3	0.0
3	* Josh Ruys	T	2	0	0	0	0	6	1	1	1.000	0	0	0	0	0	0	0.0
77	Aaron Bold	G	5	0	0	0	0	2	0	0	0.000	0	0	0	0	0	0	0.0
25	Scott Ditzell	D	9	0	0	0	4	18	0	0	0.000	0	0	0	0	0	0	0.0
17	Kyle Laverty	D	15	0	0	0	45	41	0	0	0.000	0	0	0	0	0	0	0.0
	BENCH		16	0			16										0	
	TOTALS		16	176	279	455	335	1077	403	154		28	10	10	3	729	960	0.183

GOALTENDER

No.	GOALIE	GP	MINS	W	L	EN	GA	GAA	SA	SVS	SV%
48	Matt Vinc	16	933:16	10	6	1	152	9.77	737	585	0.794
77	Aaron Bold	16	31:31	0	0	0	6	11.80	24	18	0.750
	TOTALS	16	964:47	10	6	1	158	9.84	761	603	0.792



KNIGHTHAWKS 2011 PLAYOFF STATISTICS

No.	PLAYER	POS	GP	G	A	PTS	PIM	LB	FOA	FOW	FO%	PP	SHG	GW	EN	SOG	SH	SH%
20	Jordan Hall	T	1	2	3	5	0	5	0	0	0.000	0	0	0	0	3	10	20.0
15	Shawn Evans	F	1	2	2	4	0	6	0	0	0.000	2	0	0	0	6	10	20.0
51	Shawn Williams	F	1	1	3	4	0	5	0	0	0.000	0	0	0	0	7	9	11.1
88	* Cody Jamieson	F	1	0	3	3	0	1	0	0	0.000	0	0	0	0	4	4	0.0
44	Mike Accursi	F	1	2	0	2	0	4	0	0	0.000	0	0	0	0	6	9	22.2
42	* Jarrett Davis	F	1	1	1	2	0	4	0	0	0.000	0	0	0	0	5	5	20.0
37	Scott Campbell	D	1	0	1	1	2	3	0	0	0.000	0	0	0	0	3	3	0.0
2	Chris Schiller	T	1	0	1	1	2	6	0	0	0.000	0	0	0	0	0	0	0.0
12	Troy Bonterre	D	1	0	0	0	0	2	0	0	0.000	0	0	0	0	0	0	0.0
7	* Tyler Burton	D	1	0	0	0	0	7	21	7	0.333	0	0	0	0	0	0	0.0
93	Chris Driscoll	T	1	0	0	0	2	3	0	0	0.000	0	0	0	0	0	0	0.0
86	Rory Glaves	D	1	0	0	0	0	1	0	0	0.000	0	0	0	0	0	0	0.0
17	Kyle Laverty	D	1	0	0	0	2	0	0	0	0.000	0	0	0	0	0	0	0.0
10	Pat McCready	D	1	0	0	0	0	9	0	0	0.000	0	0	0	0	0	0	0.0
9	Craig Point	F	1	0	0	0	0	0	1	0	0.000	0	0	0	0	3	4	0.0
40	Ian Rubel	D	1	0	0	0	0	1	0	0	0.000	0	0	0	0	0	0	0.0
79	Sid Smith	D	1	0	0	0	2	2	0	0	0.000	0	0	0	0	0	0	0.0
48	Matt Vinc	G	1	0	0	0	0	0	0	0	0.000	0	0	0	0	0	0	0.0
23	* Cory Vitarelli	F	1	0	0	0	2	2	0	0	0.000	0	0	0	0	4	4	0.0
	BENCH		1	0			0											0
	TOTALS		1	8	14	22	12	61	22	7		2	0	0	0	41	58	0.138

GOALTENDER

No.	GOALIE	GP	MINS	W	L	EN	GA	GAA	SA	SVS	SV%
77	Aaron Bold	1	0:00	0	0	0	0	0.00	0	0	0.000
48	Matt Vinc	1	60:00	0	0	0	10	10.00	54	44	0.815
	TOTALS	1	60:00	0	0	0	10	10.00	54	44	0.815



KNIGHTHAWKS 2012 REGULAR SEASON STATISTICS

#	Name	GP	G	A	PTS	PIM	PPG	SHG	S	SOG	SOFF	LB	TO	FT	FO	FOW	FOL	FO%
88	Cody Jamieson	15	36	49	85	15	7	4	226	158	68	56	46	2	0	0	0	0.0
44	Mike Accursi	16	22	44	66	4	3	1	134	104	30	66	34	0	0	0	0	0.0
28	Stephen Keogh	16	26	32	58	14	10	0	136	97	39	43	26	0	0	0	0	0.0
93	Johnny Powless	16	26	24	50	10	1	1	101	70	31	43	12	2	0	0	0	0.0
23	Cory Vitarelli	16	29	17	46	10	7	2	122	92	30	64	18	4	0	0	0	0.0
20	Jordan Hall	10	7	24	31	11	2	0	55	38	17	61	20	3	0	0	0	0.0
42	Jarrett Davis	13	7	21	28	14	0	0	69	47	22	34	17	3	0	0	0	0.0
9	Craig Point	7	10	14	24	2	2	0	49	30	19	22	14	1	49	16	33	32.7
25	Brad Self	16	7	16	23	6	0	1	45	33	12	87	9	20	0	0	0	0.0
10	Pat McCready	16	5	13	18	38	0	0	24	19	5	94	7	10	2	1	1	50.0
1	Joe Walters	6	3	13	16	0	0	0	32	27	5	9	8	1	0	0	0	0.0
66	Alex "Kedoh" Hill	5	5	6	11	0	0	0	28	20	8	13	4	0	0	0	0	0.0
48	Matt Vinc	16	0	8	8	4	0	0	2	0	2	15	8	0	0	0	0	0.0
47	Travis Hill	9	4	3	7	29	0	1	14	10	4	25	5	3	94	31	63	33.0
37	Scott Campbell	15	1	5	6	11	0	0	8	5	3	62	9	7	1	0	1	0.0
16	Dylan Evans	13	1	4	5	4	0	0	8	6	2	61	7	1	101	31	70	30.7
11	Joel White	6	0	3	3	2	0	0	6	4	2	34	6	5	0	0	0	0.0
86	Rory Glaves	15	0	3	3	9	0	0	0	0	0	24	4	4	0	0	0	0.0
26	Mike Kirk	16	0	3	3	42	0	0	9	8	1	51	8	9	0	0	0	0.0
50	Ryan Cousins	10	1	1	2	6	0	0	2	1	1	31	4	1	1	0	1	0.0
7	Tyler Burton	14	1	1	2	21	0	0	5	5	0	68	6	9	190	89	101	46.8
2	Chris Schiller	8	0	1	1	10	0	0	2	2	0	20	3	3	0	0	0	0.0
79	Sid Smith	15	0	1	1	8	0	0	3	3	0	45	2	12	7	1	6	14.3
17	Kyle Laverty	10	0	1	1	46	0	0	0	0	0	17	4	1	0	0	0	0.0
4	Jamie Batson	1	0	0	0	0	0	0	0	0	0	1	0	0	8	1	7	12.5
33	Jake Henhawk	3	0	0	0	27	0	0	0	0	0	0	0	0	0	0	0	0.0
77	Tim O'Brien	2	0	0	0	4	0	0	0	0	0	0	0	0	0	0	0	0.0
6	Joe Smith	2	0	0	0	2	0	0	1	1	0	4	1	1	2	1	1	50.0

GOALTENDER

#	Name	GP	MIN	W	L	SOG	GA	GAA	SV	SV%
33	Jake Henhawk	16	21:28	0	0	18	4	11.18	14	.778
48	Matt Vinc	16	938:30	7	9	774	191	12.21	583	.753



KNIGHTHAWKS 2012 PLAYOFF STATISTICS

#	Name	GP	G	A	PTS	PIM	PPG	SHG	S	SOG	SOFF	LB	TO	FT	FO	FOW	FOL	FO%
88	Cody Jamieson	3	8	9	17	0	0	0	29	25	4	7	6	0	0	0	0	0.0
1	Joe Walters	3	4	9	13	0	0	0	20	11	9	3	3	0	0	0	0	0.0
93	Johnny Powless	3	5	6	11	0	0	0	19	14	5	4	4	0	0	0	0	0.0
9	Craig Point	3	4	6	10	0	0	0	16	13	3	7	5	1	20	6	14	30.0
42	Jarrett Davis	3	1	9	10	0	0	0	12	5	7	4	3	1	0	0	0	0.0
44	Mike Accursi	3	5	4	9	0	1	0	22	18	4	8	2	0	0	0	0	0.0
28	Stephen Keogh	3	4	4	8	0	0	0	25	16	9	11	8	3	0	0	0	0.0
23	Cory Vitarelli	3	4	3	7	2	2	0	14	8	6	12	3	1	0	0	0	0.0
26	Mike Kirk	3	1	2	3	2	0	0	2	1	1	16	0	0	0	0	0	0.0
16	Dylan Evans	3	1	1	2	0	0	0	1	1	0	11	2	1	26	6	20	23.1
10	Pat McCready	3	1	1	2	7	0	0	2	2	0	20	0	4	0	0	0	0.0
17	Kyle Laverty	3	0	1	1	4	0	0	1	1	0	6	0	0	0	0	0	0.0
50	Ryan Cousins	3	1	0	1	0	0	0	1	1	0	8	0	0	0	0	0	0.0
7	Tyler Burton	3	1	0	1	0	0	0	1	1	0	8	0	0	37	6	31	16.2
25	Brad Self	3	0	1	1	2	0	0	5	4	1	12	1	0	0	0	0	0.0
37	Scott Campbell	3	0	1	1	0	0	0	1	1	0	12	3	0	0	0	0	0.0
48	Matt Vinc	3	0	0	0	0	0	0	0	0	0	1	3	0	0	0	0	0.0
79	Sid Smith	3	0	0	0	4	0	0	0	0	0	9	0	0	0	0	0	0.0
86	Rory Glaves	3	0	0	0	0	0	0	0	0	0	9	1	1	0	0	0	0.0

GOALTENDER

#	Name	GP	MIN	W	L	SOG	GA	GAA	SV	SV%
33	Jake Henhawk	3	0:00	0	0	0	0	0.00	0	.000
48	Matt Vinc	3	180:00	3	0	166	32	10.67	134	.807



MILL/NLL ALL-PRO SELECTIONS

Year	Player(s)	Team	Year	Player(s)	Team	Year	Player(s)	Team
1995	Paul Gait	First Team	1999	Duane Jacobs	Second Team	2006	John Grant	First Team
	Steve Dietrich	Second Team	2000	John Grant	First Team	2007	John Grant	First Team
1996	Paul Gait	First Team	2000-01	John Grant	First Team		Steve Toll	First Team
	Steve Dietrich	Second Team	2001-02	John Grant	Second Team		Shawn Williams	Second Team
	Chris Driscoll	Second Team	2002-03	Pat O'Toole	First Team	2009	Mac Allen	Second Team
	Duane Jacobs	Second Team		John Grant	Second Team	2011	Matt Vinc	First Team
1997	Paul Gait	First Team	2003-04	Shawn Williams	First Team		Pat McCready	First Team
	Duane Jacobs	Second Team		Pat O'Toole	Second Team	2012	Cody Jamieson	Second Team
1998	Duane Jacobs	Second Team	2005	John Grant	First Team			
				Andrew Turner	First Team			

TEAM AWARDS

Team MVP

1995	Steve Dietrich
1996	Duane Jacobs
1997	Paul Gait
1998	Cory Bomberry
1999	Duane Jacobs
2000	Not awarded
2000-01	John Grant
2001-02	John Grant
2002-03	Pat O'Toole
2003-04	Mike Hasen
2005	Andrew Turner
2006	John Grant
2007	Pat O'Toole
2008	John Grant
2009	Pat O'Toole
2010	Craig Point
2011	Matt Vinc
2012	Cody Jamieson

Best Defenseman

2002-03	Mike Hasen
2003-04	Mike Hasen
2005	Andrew Turner
2006	Mike Hasen
2007	Steve Toll
2008	Sandy Chapman
2009	Sandy Chapman
2010	Mac Allen, Sid Smith
2011	Sid Smith, Pat McCready
2012	Pat McCready

Community Service Award

2002-03	Ted Jenner
2003-04	Buck Stobart
2005	John Grant
2007	John Grant
2008	Pat Cougevan
2009	John Grant
2010	Joe Walters
2011	Joe Walters, Jarrett Davis
2012	Joe Walters, Joel White and Stephen Keogh

Most Improved Player

2010	Joel McCready
2011	Tyler Burton
2012	Dylan Evans

Rookie of the Year

2011	Cody Jamieson
2012	Dylan Evans

Seventh Man

1995	Bill Meagher
1996	Tim Soudan
1997	Steve Dietrich, Tim Soudan
1998	Randy Mearns
1999	Not Awarded
2000	Not Awarded
2000-01	Andrew Turner
2001-02	Pat Cougevan

Most Popular Player

2002-03	Pat O'Toole
---------	-------------

Fan of the Year

2002-03	Shawn French
---------	--------------

Comeback Player of the Year

2006	Regy Thorpe
2007	Pat Cougevan
2008	Regy Thorpe
2009	Pat O'Toole

10th Anniversary Team

Goalies	Pat O'Toole Steve Dietrich
Defense	Regy Thorpe Andrew Turner Casey Zaph
Forwards	Paul Gait John Grant Duane Jacobs Curt Malawsky Tim Soudan

Knighthawks Hall of Fame

Class of 2009	Paul Day Duane Jacobs Tim Soudan
Class of 2010	Jody Gage Randy Mearns Paul Gait
Class of 2011	Mike Hasen Jeremy Hollenbeck
Class of 2012	Pat Cougevan Regy Thorpe

Unsung Hero

1995	Regy Thorpe
1996	Regy Thorpe
1997	Regy Thorpe
1998	Dan Teat
1999	Jeremy Hollenbeck
2000	Not Awarded
2000-01	Mike Hasen
2001-02	Mike Hasen & Casey Zaph
2002-03	Chris Schiller
2003-04	Scott Evans
2005	Regy Thorpe
2006	Chris Schiller
2007	Sandy Chapman
2008	Chris Schiller
2009	Mac Allen
2010	Kevin Fines
2011	Matt Vinc
2012	Cory Vitarelli



ALL-TIME AWARD WINNERS

NLL YEARLY AND MONTHLY AWARDS

League MVP

2007 John Grant

Championship Game MVP

1997 Steve Dietrich

2007 John Grant

2012 Cody Jamieson

Rookie of the Year

2000 John Grant

All-Rookie Team

2003 Chris Schiller

2004 Scott Evans

2005 Shawn Evans

2011 Cody Jamieson

2012 Johnny Powless

2012 Stephen Keogh

Goaltender of the Year

2003 Pat O'Toole

2011 Matt Vinc

Defenseman of the Year

2005 Andrew Turner

2011 Pat McCready

Transition Player of the Year

2007 Steve Toll

Coach of the Year

2004 Paul Day

2007 Ed Comeau

General Manager of the Year

2011 Curt Styres

Executive of the Year

2011 Curt Styres

Public Relations

2006 Craig Rybczynski

Equipment Manager of the Year

2007 Ryan Gage

Sportsmanship Award

2010 Shawn Williams

2011 Jordan Hall

2012 Johnny Powless

Player of the Month

1995 March Paul Gait

1997 January Paul Gait

2005 February John Grant

2006 January John Grant

Rookie of the Month

1998 January Curt Malawsky

1999 March Casey Powell

2000 January John Grant

2000 March John Grant

2011 April Cody Jamieson

NLL WEEKLY AWARDS

1995 Season

Player of the Week

Jan. 7 Steve Dietrich

Feb. 25 Steve Dietrich

Mar. 5 Paul Gait

1996 Season

Player of the Week

Dec. 30 Steve Dietrich

Mar. 16 Steve Dietrich

1997 Season

Player of the Week

Games of Jan. 4 Paul Gait

Games of Jan. 24/25 Paul Gait

Games of Feb. 7/8 Paul Gait

1998 Season

Player of the Week

Week 9 Derek General

1999 Season

Player of the Week

Week 5 Derek General

Week 13 Pat O'Toole

2000 Season

Player of the Week

Week 5 Pat O'Toole

Week 11 John Grant

Week 13 John Grant

2000-01 Season

Player of the Week

Week 1 John Grant

Week 2 John Grant

Week 9 Pat O'Toole

Week 14 Pat O'Toole

2001-02 Season

Player of the Week - Overall

Week 7 Shawn Williams

Week 8 Derek Malawsky

Week 18 John Grant

Player of the Week - Offense

Week 8 Derek Malawsky

Week 14 Shawn Williams

Week 18 John Grant

2002-03 Season

Player of the Week - Offense

Week 10 Shawn Williams

Week 12 Derek Malawsky

Week 13 Curt Malawsky

Week 14 John Grant

Player of the Week - Defense

Week 3 Pat Campbell

Week 8 Pat O'Toole

Week 14 Pat O'Toole





ALL-TIME AWARD WINNERS

Rookie of the Week

Week 3 Chris Schiller

2003-04 Season

Player of the Week - Overall

Week 13 Shawn Williams

Week 15 Shawn Williams

Week 16 Shawn Williams

Player of the Week - Offense

Week 3 John Grant

Week 6 Shawn Williams

Week 7 Derek Malawsky

Week 10 Shawn Williams

Week 13 Shawn Williams

Week 15 Shawn Williams

Week 16 Shawn Williams

Player of the Week - Defense

Week 8 Pat O'Toole

Week 15 Pat O'Toole

Week 16 Pat O'Toole

Rookie of the Week

Week 6 Stephen Hoar

Week 10 Scott Evans

Week 12 Scott Evans

2005 Season

Player of the Week - Overall

Week 4 John Grant

Week 8 John Grant

Week 12 Pat Campbell

Player of the Week - Offense

Week 4 John Grant

Week 7 John Grant

Week 8 John Grant

Player of the Week - Defense

Week 5 Pat O'Toole

Week 12 Pat Campbell

Rookie of the Week

Week 1 Pat Dutton

2006 Season

Player of the Week - Overall

Week 5 John Grant

Player of the Week - Offense

Week 5 John Grant

Week 10 John Grant

Week 11 John Grant

Player of the Week - Defense

Week 5 Pat O'Toole

Rookie of the Week

Week 3 Shawn Evans

Week 10 Shawn Evans

2007 Season

Player of the Week - Overall

Week 3 Pat O'Toole

Week 5 John Grant

Week 9 John Grant

Player of the Week - Offense

Week 5 John Grant

Week 9 John Grant

Player of the Week - Defense

Week 3 Pat O'Toole

Transition Player of the Week

Week 10 Steve Toll

2008 Season

Player of the Week - Overall

Week 7 - Pat O'Toole

Week 8 - John Grant

Week 10 - Shawn Evans

Player of the Week - Offense

Week 7 - Shawn Evans

Week 8 - John Grant

Week 10 - Shawn Evans

Player of the Week - Defense

Week 7 - Pat O'Toole

Player of the Week - Rookie

Week 15 - Mat MacLeod

2009 Season

Player of the Week - Overall

Week 2 - Gary Gait

Week 10 - Shawn Evans

Week 11 - Shawn Evans

Week 16 - Pat O'Toole

Player of the Week - Offense

Week 10 - Shawn Evans

Week 11 - Shawn Evans

Player of the Week - Defense

Week 11 - Sandy Chapman

Transition Player of the Week

Week 9 - Bobby McBride

Week 16 - Steve Toll

2010 Season

Player of the Week - Overall

Week 4 Aaron Bold

Week 14 Shawn Williams

Player of the Week - Defense

Week 1 Pat O'Toole

Week 7 Pat O'Toole

Transition Player of the Week

Week 2 Bobby McBride

Week 7 Steve Toll

2011 Season

Player of the Week - Overall

Week 5 Shawn Evans

Player of the Week - Offense

Week 13 Shawn Williams

Transition Player of the Week

Week 5 Jordan Hall

Week 8 Jordan Hall

Week 9 Jordan Hall

Week 13 Jordan Hall

Week 16 Jordan Hall

Rookie of the Week

Week 2 Cody Jamieson

Week 3 Cody Jamieson

Week 5 Cody Jamieson

Week 8 Cody Jamieson

Week 14 Cody Jamieson

Week 16 Cody Jamieson

2012 Season

Player of the Week - Defense

Week 7 Pat McCready

Week 17 Matt Vinc

Transition Player of the Week

Week 2 Jordan Hall

Rookie of the Week

Week 5 Johnny Powless

Week 14 Johnny Powless

Week 15 Johnny Powless

Week 17 Stephen Keogh



ALL-TIME REGULAR SEASON SCORING

PLAYER	SEASONS	GP	G	A	PTS	SOG	PIM	LB	PLAYER	SEASONS	GP	G	A	PTS	SOG	PIM	LB
Marshall Abrams	02-08, 10	96	7	40	47	33	148	413	Bobby Fisher	98	3	0	1	0	9	7	12
Mike Accursi	05-07, 11-12	80	119	203	322	546	30	313	Luke Forget	07-08	16	2	6	8	11	27	83
Mac Allen	09-10	25	3	5	8	9	88	124	Gary Gait	09-11	24	39	35	74	131	8	95
Yul Baker	97	10	1	4	5	13	6	39	Paul Gait	95-97	27	87	59	146	282	10	161
Jamie Batson	12	1	0	0	0	0	0	1	Derek General	97-99	15	0	10	10	0	9	29
Mike Benedict	95-97	15	11	10	21	58	10	38	Bill Gerrie	98	1	0	1	1	0	0	2
Jim Blanding	96	2	1	0	1	1	2	6	Mat Giles	04-05	31	31	24	55	102	37	102
Aaron Bold	11	32	0	3	3	0	0	7	Rory Graves	11-12	27	0	5	5	1	11	49
Cam Bomberry	96-99	31	23	44	67	99	20	106	John Grant Jr.	00-08, 10	140	433	461	894	1,728	245	902
Cory Bomberry	97-03, 10	91	119	218	337	405	95	468	Bill Greer	06-09	41	17	19	36	41	37	253
Troy Bonterre	09, 11	23	1	1	2	4	55	48	Jordan Hall	11-12	22	25	46	71	89	13	119
Brock Boyle	09	1	0	0	0	0	0	4	Jamie Hanford	09	1	0	0	0	0	2	6
Tim Burke	02-03	4	0	0	0	0	36	3	Jon Harasym	04	13	4	5	9	36	17	54
Andrew Burkholder	06	1	0	0	0	1	0	0	Mike Hasen	99-07	114	13	47	60	45	188	575
Mark Burnam	95	5	1	4	5	6	6	16	Tom Hawke	95	4	1	5	6	3	0	18
Tyler Burton	11-12	28	2	3	5	9	39	129	Jake Henhawk	12	3	0	0	0	0	27	0
Gerry Byrne	97	3	0	2	2	0	0	19	Jason Henhawk	09-10	16	18	21	39	92	21	58
Pat Campbell	02-05	17	0	10	10	1	15	60	Clayton Henry	95	2	0	1	1	0	0	4
Scott Campbell	11-12	28	8	9	17	20	24	131	Alex "Kedoh" Hill	12	5	5	6	11	20	0	13
Eric Carlsen	01	1	0	0	0	1	7	2	Chandon Hill	09, 11	2	0	0	0	0	5	0
Tom Carmean	99	1	0	0	0	4	0	7	Dean Hill	09	3	2	3	5	9	0	11
Dean Cecconi	99	1	0	1	1	2	0	4	Stu Hill	09	2	2	1	3	6	0	2
Sandy Chapman	06-09	58	4	34	38	33	48	244	Stephen Hoar	04-08	76	25	51	76	121	132	368
Greg Clements	95	3	1	1	2	6	2	10	Travis Hill	12	9	4	3	7	10	29	25
Ron Cogan	09	3	1	0	1	4	4	2	Jeremy Hollenbeck	95-04	111	64	108	172	241	69	486
Derek Collins	96, 09	6	0	6	6	0	0	19	Ben Hunt	00-01	4	3	6	9	6	0	3
Roy Colsey	96	2	1	0	1	1	0	2	Duane Jacobs	95-02	93	169	185	354	467	116	382
Troy Cordingley	01	4	4	6	10	16	2	7	Peter Jacobs	10	5	2	5	7	12	0	8
Pat Cougevan	96, 98, 00, 02-09	102	3	8	11	17	74	200	Cody Jamieson	11-12	31	64	74	138	283	45	101
Ryan Cousins	12	10	1	1	2	1	6	31	Ted Jenner	02-03	12	8	9	17	29	4	39
Kevin Cox	98	1	1	0	1	2	0	5	Steve Jennings	04	2	0	0	0	0	0	3
Grant Crawley	06, 08	5	0	1	1	0	0	2	Cody Johnson	10-11	2	0	0	0	0	2	7
Jason Crosbie	00-01	8	7	8	15	26	9	14	Dennis Juleff	04-05	2	0	0	0	7	2	4
Brian Crosswell	06-07	11	5	4	9	16	11	16	Anthony Kelly	09	2	0	1	1	1	0	9
Kevin Dance	98-99	19	5	17	22	23	57	97	Stephen Keogh	12	16	26	32	58	97	14	43
Matt Danowski	10	1	0	0	0	4	0	4	Matt Kerwick	96	5	1	5	6	12	0	13
Jarrett Davis	11-12	27	19	33	52	91	25	73	Darris Kilgour	99	2	3	3	6	5	0	3
Steve Dietrich	95-01	49	0	39	39	2	10	356	Mike Kirk	12	16	0	3	3	8	42	51
Scott Ditzell	06-08, 10-11	64	4	13	17	14	166	273	Rusty Kruger	98-01	37	39	42	81	160	96	151
Ted Dowling	98-99	21	37	28	65	131	36	106	Kyle Laverty	09-12	52	1	6	7	4	217	150
Chris Driscoll	95-99, 10-11	69	77	121	198	279	75	255	Andrew Lazore	09	1	0	1	1	0	0	0
Pat Dutton	06-07	22	7	12	19	26	12	92	Brian Lemon	95-96	18	7	18	25	31	10	102
Tom Emmick	95-98	18	6	5	11	29	44	41	Carter Livingstone	05-06	20	0	3	3	4	26	50
Dan Elliott	09	1	0	0	0	0	5	0	Charlie Lockwood	97	3	0	3	3	3	2	8
Dylan Evans	11-12	15	1	5	6	7	11	63	Matt Lyons	08	12	9	6	15	34	9	26
Scott Evans	04-08, 10	74	163	179	342	761	274	420	Rex Lyons	95-96	17	16	17	33	59	4	54
Shawn Evans	06-08, 10-11	93	143	220	263	640	277	594	Brad MacArthur	99-01	36	16	17	33	46	90	143
Mark Fietta	96-97	13	9	8	17	26	12	66	Mat MacLeod	08-09	16	7	8	15	37	13	50
Kevin Fines	10-11	14	7	2	9	21	16	61	Curt Malawsky	98-03	74	134	149	283	437	58	320



ALL-TIME REGULAR SEASON SCORING

PLAYER	SEASONS	GP	G	A	PTS	SOG	PIM	LB
Derek Malawsky	02-04	47	75	148	223	292	47	313
Bobby McBride	09-10	19	10	14	24	39	6	143
Joel McCready	09-11	23	2	4	6	18	54	98
Pat McCready	97-01, 11-12	82	53	91	144	180	169	448
Bill Meagher	95	5	0	4	4	5	4	3
Randy Mearns	95-01	72	45	125	170	177	62	405
Ken Millin	05-09	72	44	99	143	173	39	213
Mike Miron	07	1	0	0	0	0	0	2
Darren Mutch	01	5	0	1	1	2	12	7
Tim O'Brien	00, 12	3	0	0	0	0	6	0
Ryan O'Connor	04-06	35	33	36	69	122	23	54
Pat O'Toole	99-10	173	2	136	138	8	4	663
Peter Parke	95-96	17	21	20	41	76	6	50
Steve Penny	03-06	43	6	13	19	25	57	149
Craig Point	09-12	48	78	67	145	298	52	231
Andrew Potter	08, 10	4	1	0	1	5	0	16
Casey Powell	99-00	19	21	37	58	90	14	88
Johnny Powless	12	16	26	24	50	70	10	43
Neal Powless	97	2	1	0	1	5	0	2
Jack Reid	07-08	16	0	4	4	4	63	53
Matt Riter	95-98	35	28	31	59	75	24	96
Brock Robertson	04	5	0	0	0	3	19	3
Jamie Rooney	09-10	9	5	3	8	24	6	20
Brent Rothfuss	98-99	4	3	1	4	12	2	9
Ian Rubel	11	14	0	1	1	0	12	12
Josh Ruys	11	2	0	0	0	0	6	1
Josh Sanderson	98-99	9	7	9	16	40	8	27
Shaydon Santos	97	7	2	4	6	6	18	21
Chris Schiller	02-12	138	49	73	136	153	172	715
Brad Self	12	16	7	16	23	33	6	87
Charlie Shoulberg	98	1	0	0	0	0	0	2
Brian Silcott	95-96	16	11	3	14	10	10	73
Sid Smith	10-12	44	0	5	5	6	42	150
Tim Soudan	95-05	125	156	161	317	635	107	665
Andrew Spack	09	3	2	0	2	4	2	22
Buck Stobart	04	2	0	0	0	0	19	2
Dallas Squire	95	3	0	0	0	2	0	5
Kim Squire	04	10	5	13	18	40	10	43
D'Arcy Sweet	02	16	18	19	37	62	10	122
Jeff Tambroni	95	1	0	0	0	0	0	7
Rodney Tapp	02	3	1	1	2	1	2	14
Jamie Taylor	04	1	1	0	1	1	2	0
Daniel Teat	97-00	42	41	44	85	139	46	158
Regy Thorpe	95-09	193	5	70	75	41	385	966
Steve Toll	06-10	85	49	93	142	145	32	826
Andrew Turner	00-05	76	9	43	52	31	185	370
Ben VanEvery	09	3	0	0	0	0	0	0
Joe Walters	09-12	40	13	45	58	127	11	110
Bill Warder	03	1	0	0	0	1	0	4

PLAYER	SEASONS	GP	G	A	PTS	SOG	PIM	LB
Phil Wetherup	07-09	10	0	1	1	0	2	2
Joel White	12	6	0	3	3	4	2	34
Jeff Wilfong	98	9	16	10	26	42	17	22
Shawn Wilkins	03	6	1	3	4	13	2	13
Shawn Williams	02-11	160	309	492	801	1,218	78	742
Aaron Wilson	09	6	9	6	15	53	0	20
Casey Zaph	00-05	79	23	43	66	66	300	377
Matt Vinc	11-12	32	0	10	10	4	0	38
Cory Vitarelli	11-12	22	36	23	59	126	12	83
Holdon Vyse	11	1	0	0	0	1	0	1
Matt Zash	11	4	0	1	1	0	2	18

* - Only players that appeared in at least one game are listed as playing that season.





ALL-TIME PLAYOFF SCORING

PLAYER	SEASONS	GP	G	A	PTS	SOG	PIM	LB	PLAYER	SEASONS	GP	G	A	PTS	SOG	PIM	LB
Marshall Abrams	02-07	9	0	1	1	2	6	42	Mike Kirk	12	3	1	2	3	1	2	12
Mike Accursi	05-07, 11-12	11	25	12	37	79	4	43	Rusty Kruger	99-01	5	5	5	10	24	8	23
Mac Allen	09	1	0	0	0	1	0	5	Kyle Laverty	09, 11-12	5	0	1	1	2	8	10
Yul Baker	97	2	1	2	3	3	4	6	Brian Lemon	95-96	3	1	3	4	8	2	8
Mike Benedict	95-97	4	3	0	3	7	6	1	Carter Livingstone	05-06	3	0	0	0	1	2	5
Aaron Bold	11	1	0	0	0	0	0	0	Rex Lyons	95-96	3	5	6	11	11	0	10
Cam Bomberry	96-97	3	0	1	1	10	4	12	Brad MacArthur	00-01	3	1	3	4	6	2	10
Cory Bomberry	98-03	10	11	18	29	41	10	42	Curt Malawsky	98-03	10	19	10	29	52	12	53
Troy Bonterre	09, 11	2	0	0	0	0	0	8	Derek Malawsky	02-04	5	10	15	25	32	0	37
Mark Burnam	95	2	0	1	1	2	4	5	Bobby McBride	09	1	0	1	1	0	0	5
Tyler Burton	11-12	4	1	0	1	1	0	15	Pat McCreedy	97-01, 11-12	12	1	5	6	10	22	58
Pat Campbell	02-05	1	0	0	0	0	0	0	Randy Mearns	95-01	11	4	26	30	21	6	76
Scott Campbell	11-12	4	0	2	2	4	0	15	Ken Millin	05-07, 09	8	4	6	10	19	2	22
Sandy Chapman	06-07, 09	6	1	0	1	4	6	16	Ryan O'Connor	04-05	3	1	7	8	10	0	3
Derek Collins	96	1	0	0	0	0	0	0	Pat O'Toole	99-07, 09	18	1	22	23	2	0	83
Troy Cordingley	01	1	1	1	2	2	0	3	Peter Parke	95-96	3	7	2	9	23	0	11
Pat Cougevan	02-05, 07	10	0	1	1	1	8	23	Steve Penny	03-05	3	0	1	1	4	4	8
Ryan Cousins	12	3	1	0	1	1	0	8	Craig Point	09, 12	4	6	9	15	21	0	21
Kevin Dance	98-99	3	0	1	1	0	7	10	Casey Powell	99-00	4	4	5	9	13	0	16
Jarrett Davis	11-12	4	2	10	12	10	0	8	Johnny Powless	12	3	5	6	11	14	0	4
Steve Dietrich	95-01	6	0	6	6	0	0	52	Matt Riter	96-98	4	3	3	5	8	4	7
Scott Ditzell	06-07	5	0	4	4	3	16	23	Jamie Rooney	09	1	1	1	2	2	0	0
Ted Dowling	98-99	3	7	1	8	19	10	12	Brent Rothfuss	98	1	0	0	0	0	2	2
Chris Driscoll	95-98, 11	7	5	16	21	31	8	23	Ian Rubel	11	1	0	0	0	0	0	1
Pat Dutton	06	2	2	2	4	4	0	12	Shaydon Santos	97	2	0	2	2	2	4	5
Tom Emmick	95-96	3	0	0	0	3	2	5	Chris Schiller	03-07, 09	11	5	7	12	15	12	60
Dylan Evans	12	3	1	1	2	1	0	11	Brad Self	12	3	0	1	1	4	2	12
Scott Evans	04-07	8	10	19	29	63	11	45	Brian Silcott	95-96	3	0	2	2	2	2	10
Shawn Evans	06-07, 09, 11	7	10	11	21	54	2	61	Sid Smith	11-12	4	0	0	0	0	6	11
Mark Fietta	96-97	3	1	3	4	5	5	13	Tim Soudan	95-05	16	11	25	36	78	10	72
Bobby Fisher	98	1	0	1	1	1	0	3	Kim Squire	04	1	0	0	0	1	0	3
Luke Forget	07	3	0	3	3	1	4	16	Buck Stobart	04	1	0	0	0	0	0	0
Gary Gait	09	1	1	1	2	6	2	4	D'Arcy Sweet	02	2	1	3	4	10	0	18
Paul Gait	95-97	5	22	13	35	56	4	26	Daniel Teat	97-00	7	3	10	13	13	6	28
Derek General	97-98	1	0	1	1	0	0	1	Regy Thorpe	95-07, 09	23	0	12	12	1	55	114
Mat Giles	04-05	3	1	3	4	9	2	6	Steve Toll	05-07, 09	8	8	10	18	16	4	76
Rory Glaves	11-12	4	0	0	0	0	0	10	Andrew Turner	01-05	8	2	3	5	3	12	42
John Grant Jr.	00-07	14	47	35	82	197	14	80	Matt Vinc	11-12	4	0	0	0	0	0	1
Bill Greer	06-07	4	2	3	5	3	10	24	Cory Vitarelli	11-12	4	4	3	7	12	4	14
Jordan Hall	11	1	2	3	5	3	0	5	Joe Walters	09, 12	4	4	9	13	13	0	4
Mike Hasen	99-06	14	2	15	17	6	20	58	Shawn Williams	02-07, 09	13	20	34	54	90	4	53
Jake Henhawk	12	3	0	0	0	0	0	0	Casey Zaph	00-05	9	0	3	3	5	10	39
Jason Henhawk	09	1	1	2	3	3	2	7									
Stephen Hoar	04-07	7	2	8	10	10	4	39									
Jeremy Hollenbeck	95-04	16	7	12	19	30	8	63									
Duane Jacobs	95-02	13	20	22	42	48	12	57									
Cody Jamieson	11-12	4	8	12	20	29	0	8									
Stephen Keogh	12	3	4	4	8	16	0	11									
Darris Kilgour	99	2	3	3	6	9	4	5									

*Only players that appeared in at least one game are listed as playing in the playoffs



ROCHESTER KNIGHTHAWKS ALUMNI

A	
ABRAMS, Marshall	2001-02, 2002-03, 2003-04, 2005, 2006, 2007, 2008, 2010
ACCURSI, Mike	2005, 2006, 2007, 2011, 2012
ALLEN, Mac	2009, 2010

B	
BAKER, Yul	1997
BENEDICT, Mike	1995, 1996, 1997
BLANDING, Jim	1996
BOLD, Aaron	2010, 2011
BOMBERRY, Cam	1996, 1997, 1998, 1999
BONTERRE, Troy	2009, 2011
BOMBERRY, Cory	1997, 1998, 1999, 2000, 2000-01, 2001-02, 2002-03, 2010
BOYLE, Brock	2009
BROWN, David	2007, 2008
BURKE, Tim	2001-02, 2002-03
BURKHOLDER, Andrew	2006
BURNAM, Mark	1995
BURTON, Tyler	2011, 2012
BYRNE, Gerry	1997

C	
CAMPBELL, Pat	2001-02, 2002-03, 2003-04, 2005
CAMPBELL, Scott	2011, 2012
CARLSEN, Eric	2000-01
CARMEAN, Tom	1999
CECONI, Dean	1999
CHAPMAN, Sandy	2006, 2007, 2008, 2009
CLEMENTS, Greg	1995
COGAN, Ron	2009
COLLINS, Derek	1996, 2009
COLSEY, Roy	1996
CORDINGLEY, Troy	2000-01
COUGEVAN, Pat	1996, 1998, 2000, 2001-02, 2002-03, 2003-04, 2005, 2006, 2007, 2008, 2009
COUSINS, Ryan	2012
COX, Kevin	1998
CRAWLEY, Grant	2006, 2007, 2008
CROSBIE, Jason	2000, 2000-01
CROSWELL, Brian	2005, 2006, 2007

D	
DANCE, Kevin	1998, 1999
DANOWSKI, Matt	2010
DAVIS, Jarrett	2011, 2012
DIETRICH, Steve	1995, 1996, 1997, 1998, 1999, 2000, 2000-01
DITZELL, Scott	2006, 2007, 2008, 2010, 2011
DOWLING, Ted	1998, 1999
DRISCOLL, Chris	1995, 1996, 1997, 1998, 1999, 2010, 2011
DUTTON, Pat	2005, 2006, 2007

E	
ELLIOTT, Dan	2009
EVANS, Scott	2003-04, 2005, 2006, 2007, 2008, 2010
EVANS, Dylan	2011, 2012
EVANS, Shawn	2006, 2007, 2008, 2009, 2010, 2011
EMMICK, Tom	1995, 1996, 1997, 1998


F	
FIETTA, Mark	1996, 1997
FINES, Kevin	2010, 2011
FISHER, Bobby	1998
FORGET, Luke	2007, 2008

G	
GAIT, Gary	2009, 2010, 2011
GAIT, Paul	1995, 1996, 1997
GENERAL, Derek	1996, 1997, 1998, 1999
GERRIE, Bill	1998
GILES, MAT	2003-04, 2005
GLAVES, Rory	2011, 2012
GRANT, John	2000, 2000-01, 2001-02, 2002-03, 2003-04, 2005, 2006, 2007, 2008, 2010
GRAY, Anthony	1995
GREER, Bill	2006, 2007, 2008, 2009

H	
HALL, Jordan	2011, 2012
HANFORD, Jamie	2009
HARASYM, Jon	2003-04
HASEN, Mike	1999, 2000, 2000-01, 2001-02, 2002-03, 2003-04, 2005, 2006, 2007, 1995
HAWKE, Tom	1995
HENHAWK, Jake	2010, 2011, 2012
HENHAWK, Jason	2009, 2010
HENRY, Clayton	1995
HILL, Alex "Kedoh"	2012
HILL, Chandon	2009, 2011
HILL, Dean	2009
HILL, Stu	2009
HILL, Travis	2012
HOAR, Stephen	2003-04, 2005, 2006, 2007, 2008
HOLLENBECK, Jeremy	1995, 1996, 1997, 1998, 1999, 2000, 2000-01, 2001-02, 2002-03, 2003-04
HUNT, Ben	2000, 2000-01

J	
JACOBS, Duane	1995, 1996, 1997, 1998, 1999, 2000, 2000-01, 2001-02
JACOBS, Peter	2010
JAMIESON, Cody	2011, 2012
JENNER, Ted	2001-02, 2002-03
JENNINGS, Steve	2002-03, 2003-04
JOHNSON, Cody	2010, 2011
JULEFF, Dennis	2003-04, 2005

K	
KELLY, Anthony	2009
KEOGH, Stephen	2012
KERWICK, Matt	1996
KILGOUR, Darris	1999
KIRK, Mike	2012
KRUGER, Rusty	1998, 1999, 2000, 2000-01





ROCHESTER KNIGHTHAWKS ALUMNI



L	
LAVERTY, Kyle	2009, 2010, 2011, 2012
LAZORE, Andrew	2009
LEMON, Brian	1995, 1996
LIVINGSTONE, Carter	2005, 2006
LOCKWOOD, Charlie	1997
LYONS, Matt	2008
LYONS, Rex	1995, 1996
M	
MacARTHUR, Brad	1999, 2000, 2000-01
MacLEOD, Mat	2008, 2009
MALAWSKY, Curt	1998, 1999, 2000, 2000-01, 2001-02, 2000-03
MALAWSKY, Derek	2001-02, 2002-03, 2003-04
McBRIDE, Bobby	2009, 2010
McCREADY, Joel	2009, 2010, 2011
McCREADY, Pat	1997, 1999, 2000, 2000-01, 2011, 2012
MEAGHER, Bill	1995
MEARNS, Randy	1995, 1996, 1997, 1998, 1999, 2000, 2000-01
MILLIN, Ken	2005, 2006, 2007, 2008, 2009
MIRON, Mike	2007
MUTCH, Darren	2000-01
O	
O'BRIEN, Tim	2000, 2012
O'CONNOR, Ryan	2003-04, 2005, 2006
O'TOOLE, Pat	1999, 2000, 2000-01, 2001-02, 2002-03, 2003-04, 2005, 2006, 2007, 2008, 2009, 2010
P	
PARKE, Peter	1995, 1996
PAUL, Peter	1997
PENNY, Steve	2002-03, 2003-04, 2005, 2006
POINT, Craig	2009, 2010, 2011, 2012
POTTER, Andrew	2008, 2010
POWELL, Casey	1999, 2000
POWLESS, Johnny	2012
POWLESS, Neal	1997

Q	
QUINN, Corey	2000
R	
REID, Jack	2007, 2008
RITER, Matt	1995, 1996, 1997, 1998
ROBERTSON, Brock	2003-04
ROONEY, Jamie	2009, 2010
ROTHFUSS, Brent	1998, 1999
RUBEL, Ian	2011
RUYS, Josh	2011
S	
SANDERSON, Josh	1998, 1999
SANTOS, Shaydon	1997
SAUNDERS, Pat	2009
SCHILLER, Chris	2001-02, 2002-03, 2003-04, 2005, 2006, 2007, 2008, 2009, 2010, 2011, 2012
SELF, Brad	2012
SHOULBERG, Charlie	1998
SILCOTT, Brian	1995, 1996
SMITH, Joe	2012
SMITH, Sid	2010, 2011, 2012
SOUDAN, Tim	1995, 1996, 1997, 1998, 1999, 2000, 2000-01, 2001-02, 2002-03, 2003-04, 2005
SPACK, Andrew	2009
SQUIRE, Dallas	1995
SQUIRE, Kim	2003-04
STOBART, Buck	2003-04
SWEET, D'Arcy	2001-02
T	
TAMBRONI, Jeff	1995
TAPP, Rodney	2001-02
TAYLOR, Jamie	2003-04
TEAT, Daniel	1997, 1998, 1999, 2000
THORPE, Regy	1995, 1996, 1997, 1998, 1999, 2000, 2000-01, 2001-02, 2002-03, 2003-04, 2005, 2006, 2007, 2008, 2009
TOLL, Steve	2005, 2006, 2007, 2008, 2009, 2010
TURNER, Andrew	2000, 2000-01, 2001-02, 2002-03, 2003-04, 2005

V	
VanEVERY, Ben	2009
VINC, Matt	2011, 2012
VITARELLI, Cory	2011, 2012
VYSE, Holdon	2011
W	
WALTERS, Joe	2009, 2010, 2011, 2012
WARDER, Bill	2002-03
WETHERUP, Phil	2007, 2008, 2009
WHITE, Joel	2012
WILFONG, Jeff	1998
WILKINS, Shawn	2002-03
WILLIAMS, Shawn	2001-02, 2002-03, 2003-04, 2005, 2006, 2007, 2008, 2009, 2010, 2011
WILSON, Aaron	2009
Z	
ZAPH, Casey	2000, 2000-01, 2001-02, 2002-03, 2003-04, 2005
ZASH, Matt	2011



ALL-TIME DRAFT HISTORY

2012 NLL DRAFT

Table with 4 columns: Round Overall, Player, School/Team, Position. Rows include Robbie Campbell, Cody Hawkins, Matt Hummel, Chris Attwood, Cody McLeod.

2011 NLL DRAFT

Table with 4 columns: Round Overall, Player, School/Team, Position. Rows include Stephen Keogh, Johnny Powless, Joel White, Kyle Andrews, Shane Cater, Aaron Tackaberry, Call Kitson, Kraig Maracle, Grant Catalino.

TRADE: Rochester acquired the fifth pick overall from Calgary in a draft day trade that sent Shawn Evans and a first rounder in the 2012 draft to the Roughnecks.

2010 NLL DRAFT

Table with 4 columns: Round Overall, Player, School/Team, Position. Rows include Cody Jamieson, Jarrett Davis, Ryan McClelland, Josh Ruys, Scott Johnston, Marty Hill.

2009 NLL DRAFT

Table with 4 columns: Round Overall, Player, School/Team, Position. Rows include Sid Smith, Ilija Gajic, Ryan Hoff, Dan Groot, Brandon Corp.

2008 NLL DRAFT

Table with 4 columns: Round Overall, Player, School/Team, Position. Rows include Joel McCready, Kyle Guadagnolo, Brendan Loftus, Jesse Guerin, Logan Kane, Mitch Nanticoke.

TRADE: Rochester traded their fifth overall pick in the 2008 NLL Entry Draft, along with defender Stephen Hoar, to the Toronto Rock in exchange for Toronto's first-round selection in the 2009 NLL Entry Draft and forward Aaron Wilson.

2007 NLL DRAFT

Table with 4 columns: Round Overall, Player, School/Team, Position. Rows include Mat MacLeod, Andrew Potter, Lucas Miller, Chad Amidon, Cody Richardson.

TRADE: Boston traded the eighth overall selection to Rochester in exchange for Jack Reid and the 28th overall selection.

2006 NLL DRAFT

Table with 4 columns: Round Overall, Player, School/Team, Position. Rows include Jack Reid, Ashton McLean, Matt Currie, Greg Gurenlian, Cory Vitarelli, David Lomas, Kyle Hagel, Dave Thering.

TRADE: Rochester traded its second-round pick (20th overall) to Portland in exchange for defenseman Luke Forget.

2005 NLL DRAFT

Table with 4 columns: Round Overall, Player, School/Team, Position. Rows include Shawn Evans, Scott Ditzell, Jonathan Durno, Ryan Dryburgh, Greg McIntyre.

TRADES:

- Rochester obtained the second overall pick on August 9 in a four-player, one-draft pick deal with the Edmonton Rush. In the trade, the K-Hawks acquired the second overall selection and defenseman Sandy Chapman in exchange for defensemen Andrew Turner, Cam Bergman and Buck Stobart.
• Rochester traded its second-round pick (22nd overall) to Philadelphia in exchange for forward Andrew Burkholder.
• Rochester traded its sixth-round pick (60th overall) to Edmonton in exchange for Edmonton's sixth-round pick in the 2006 Entry Draft.
• Rochester traded its sixth-round pick (64th overall) to Portland in exchange for Portland's sixth-round pick in the 2006 Entry Draft.

2004 NLL DRAFT

Table with 4 columns: Round Overall, Player, School/Team, Position. Rows include Mike Morrison, Sean Lindsay, Danny Walters, Matt Moulson, T.J. Rogers, Justin Wahl.

TRADE: Rochester traded Derek Malawsky, Brock Robertson, D'Arcy Sweet and its first-overall pick (sixth overall) to the Minnesota Swarm for Mike Accursi, Ken Millin, the eighth overall pick and the fourth-round pick (32nd overall) in the 2004 NLL Draft.

2003 NLL DRAFT

Table with 4 columns: Round Overall, Player, School/Team, Position. Rows include Scott Evans, Buck Stobart, Tim Booth, Kevin Cassese, Solomon Bliss, Jon Sullivan, Chris Rotelli, Kevin Eansor, Mike Mollot.



ALL-TIME DRAFT HISTORY

2002 NLL DRAFT

Round	Overall	Player	School/Team	Position
1	11	Peter Benedict	Onondaga (OLA Jr. B)	Forward
2	18	Ryan Avery	Burlington (OLA Jr. A)	Goalie
2	22	Steve Jennings	Orangeville (OLA Jr. A)	Defense
2	23	Stephen Hoar	Whitby (OLA Jr. A)	Forward
3	32	John Glatzel	Syracuse	Defense
4	47	Cory Graziano	Toronto (OLA Jr. A)	Defense
5	59	Chad DeBolt	Notre Dame	Forward
6	71	Marvin Barr	Oshawa (OLA Jr. B)	Defense
7	83	Nick Reed	Toronto (OLA Jr. A)	Forward
8	95	Brandon Cullen	St. Catharines (OLA Jr. A)	Forward
9	107	Asher Flaum	Syracuse	Defense

2001 NLL DRAFT

Round	Overall	Player	School/Team	Position
1	11	Ted Jenner	Mercyhurst College	Forward
2	23	Shawn Wilkins	RIT	Forward
3	37	Eric Wedin	Johns Hopkins	Forward
4	50	Paul Sallie	Gannon University	Forward
5	63	Eric Goodberlet	Nazareth	Forward
7	89	Joel Cocarell	NY Tech	Forward
8	97	Jamie Breslin	Hobart	Forward
8	102	Justin Kohlbrenner	Le Moyne College	Forward
9	115	Dan Stessen	Syracuse	Forward

2000-01 NLL DRAFT

Round	Overall	Player	School/Team	Position
1	8	Lindsay Plunkett	Burnaby (BCLA)	Attack
2	11	Josh Sims	Princeton	Attack
2	17	Sean Steinwald	Cornell	Attack
3	23	Marc Landriault	Burlington (OLA Jr.)	Forward
3	26	Scott Urick	Georgetown	Attack
4	34	Jeff Franey	Elmira	Attack
4	35	Kevin Howard	Orangeville (OLA Jr.)	Forward
5	44	Craig Whipple	RIT	Attack
6	53	Chris Corcoran	Nazareth	Defense
7	62	Patrick Sullivan	Elmira	Attack
8	71	Ron Cogan	Six Nations (OLA Jr.)	Defense
9	80	Rick Buza	Canisius College	Defense

2000 NLL DRAFT

Round	Overall	Player	School/Team	Position
1	1	John Grant Jr.	University of Delaware	Attack
1	Supplemental	Ben Hunt	RIT	Attack
4	30	Billy Serino	Nazareth	Forward
6	46	Travis Johnson	RIT	Defense
7	54	Joe Tuschong	RIT	Defense
8	62	Chris Nadelén	Nazareth	Forward
9	70	Marc Heagney	RIT	Forward

1999 NLL DRAFT

Round	Overall	Player	School/Team	Position
1	1	Casey Powell	Syracuse	Attack
1	5	Brad MacArthur	Brooklin (OLA)	Defense
2	8	Andrew Turner	St. Catharines (OLA Jr.)	Defense
3	15	Anthony Cosmo	Burnaby (WLA)	Goalie
3	19	Brandon Piccarreto	Nazareth	Forward
4	26	Mike Ferruci	Harvard	Forward
5	29	Peter Morgan	Port Coquitlam (WLA)	Forward
5	Compensation	Kevin Stewardson	Maple Ridge (WLA)	Forward
6	40	Tom Hajek	St. Catharines (OLA Jr.)	Forward
7	47	Ira Vanterpool	Syracuse	Forward
8	50	Jason Gebhardt	Syracuse	Goalie
8	54	David Robinson	Orangeville (OLA Jr.)	Forward
9	61	Gary Rosyski	Brooklin (OLA)	Forward

1998 NLL DRAFT

Round	Overall	Player	School/Team	Position
1-W	2	Curt Malawsky	New Westminster (WLA)	Attack
2	16	Josh Sanderson	Orangeville (OLA Jr.)	Attack
3	24	Kevin Dance	Brampton (OLA)	Forward
4	32	Bob Fisher	St. Catharines (OLA Jr.)	Forward
5	40	Pat Cougevan	Syracuse	Defense
6	48	Dan Garrett	Nazareth	Forward
7	56	Phillip Sanderson	Orangeville (OLA Jr.)	Attack
8	64	Rory Thorpe	Syracuse	Forward
9	72	Matt Kerwick	Hobart	Forward

1997 MILL DRAFT

Round	Overall	Player	School/Team	Position
1	3	Cory Bomberly	Six Nations (OLA)	Attack
2	9	Colin Doyle	Kitchener (OLA Jr.)	Attack
3	15	Neal Powless	Nazareth	Attack
4	21	Terry Goetz	Nazareth	Forward
5	27	Ben Wineburg	Nazareth	Goalie

1996 MILL DRAFT

Round	Overall	Player	School/Team	Position
1	5	Derek Collins	Brooklin (OLA)	Goalie
2	10	Roy Colsey	Syracuse	Forward
3	15	John Brady	RIT	Forward
4	20	Mark Fietta	Syracuse	Attack
5	24	Matt Hunt	RIT	Attack

1995 MILL DRAFT

Round	Overall	Player	School/Team	Position
1	1	Cam Bomberly	Nazareth	Forward
2	7	Dallas Squire	McMaster	Forward
3	13	Matt Riter	Syracuse	Forward
4	19	Jeremy Hollenbeck	Nazareth	Forward
5	25	Dom Fin	Syracuse	Forward

1995 MILL SUPPLEMENTAL DRAFT

Round	Overall	Player	School/Team	Position
--	--	Terry Bullen	Detroit (MILL)	Forward
--	--	Steve Dietrich	Detroit (MILL)	Goalie
--	--	Chris Driscoll	Detroit (MILL)	Forward
--	--	Duane Jacobs	Detroit (MILL)	Forward
--	--	Brian Lemon	Detroit (MILL)	Forward



2013 ROCHESTER KNIGHTHAWKS MEDIA GUIDELINES

Craig Rybczynski - Director of Communications

work (585) 454-HAWK (4295), ext. 3008
home (585) 247-4793
cell (585) 233-5979
email craig.ryb@knighthawks.net

REQUESTS

Any lacrosse information pertaining to the Rochester Knighthawks Lacrosse Club should be directed to the K-Hawks public relations department, located at 144 Exchange Blvd., Suite 102; Rochester, NY 14614. The phone number is (585) 454-HAWK (4295). Fax transmissions can be sent to (585) 454-6614.

MEDIA PASSES

Season passes are available only to those media members who cover the team on a regular basis. Those who need media credentials for an individual game should contact Craig Rybczynski by 5:00 p.m. the day before a game. Press box seats are filled on a space-available basis. Media credentials will be available two hours before game time.

MEDIA ENTRANCE

The media pass gate is located in the atrium lobby of The Blue Cross Arena. Only media members will be allowed in that entrance. All tickets must be left at the Will Call window in the atrium.

MEDIA PARKING

Parking is available in the surface lot on Court Street across from The Blue Cross Arena. There will be no free parking around the building. Television live trucks will be allowed to park on Court Street next to the loading dock and will be able to feed lines into the building for live shots, both pre- and post-game.

TV LIVE SHOTS

All requests for pre-game television live shots should be coordinated through the Knighthawks public relations department. All requests for a live shot must be made by NOON the day of the game in order to make the necessary player arrangements for the interview.

PRESS BOX

To reach the press box, go through the double doors located to the right of the ticket window. An elevator to the suite level -- where the press box is located -- is available. Only working media will have access to the press box. The public relations staff will strictly enforce this rule. A meal will be served before each game.

An "unofficial" score sheet will be available in the press box at the conclusion of halftime and at the end of each game; the score sheet will also be distributed in the dressing room after the game. Game notes are prepared each and every game and can be obtained in the press box.

Phone lines and electrical outlets are available in the press box. Please contact the Knighthawks public relations department prior to the game if you have special needs. The press box phone numbers are (585) 758-5356 and/or (585) 758-5357.

DRESSING ROOM

Only credentialed media members will be allowed into the dressing rooms. The room will be open 10 minutes after the game ends. Your cooperation is appreciated in maintaining a working atmosphere in the dressing rooms. No still photography will be allowed. The training room and equipment rooms are off-limits to the media.

HASEN POST-GAME PRESS CONFERENCE

Knighthawks Head Coach Mike Hasen will be available to the media 10 minutes after each game in the press conference room, located directly across the hall from the K-Hawks' dressing room.

NATIONAL LACROSSE LEAGUE PUBLIC RELATIONS DIRECTORY

NLL Office

Doug Fritts
VP of Broadcast Services & Communications
office (212) 764-1390
cell (917) 710-8730
dfritts@nll.com

Jeff Baker – Media Relations Coordinator
cell (716) 510-6077
jbaker@nll.com

Buffalo Bandits

Ian Ott
716-855-4484 (O)
(716) 479-5481 (C)
ian.ott@sabres.com

Calgary Roughnecks

Joanna French
403-804-7381 (O)
403-571-2201 (C)
jfrench@calgaryroughnecks.com

Colorado Mammoth

Josh Gross
303-575-1906 (O)
720-352-3484 (C)
jgross@pepsicenter.com

Don Sunblade
303-405-6198 (O)
303-884-7318 (C)
dsunblade@pepsicneter.com

Edmonton Rush

Pauline Hughes
(780) 491-3404 (O)
(780) 720-3359 (C)
phughes@northlands.com

Minnesota Swarm

Alec Schimke
(651) 726-1767 (O)
(651)-785-5577 (C)
aschimke@mnswarm.com

Philadelphia Wings

Georgieann Michels
(215) 389-5428 (O)
(803) 215-6361 (C)
gmichels@comcast-specatacor.com

Nikki Varoutsos
(215) 389-9743 (O)
(609) 214-9436 (C)
nvaroutsos@comcast-spectacor.com

Rochester Knighthawks

Craig Rybczynski
(585) 454-4295 (O)
(585) 233-5979 (C)
craig.rybczynski@knighthawks.com

Toronto Rock

Mike Hancock
416-596-3075 (O)
905-875-6353 (C)
mhancock@torontorock.com

Washington Stealth

Mike McQuaid
425-374-7290 ext. 316 (O)
206-683-8988 (c)
mmcquaid@stealthlax.com



ROCHESTER MEDIA DIRECTORY

PRINT

DEMOCRAT & CHRONICLE (Gannett Newspapers)

55 Exchange Boulevard • Rochester, NY 14614-2003 • 232-7100
www.democratandchronicle.com

Sports Desk: 258-2447
Sports Fax: 258-2776
News Fax: 258-2237
Steve Bradley (Sports Editor) 258-2569
Sal Maiorana 258-2659

Messenger Post Media

73 Buffalo Street • Canandaigua, NY 14424-1085 • 394-0770
Sports Desk: 1-800-724-2099
Sports Fax: 394-1675
Email: pgangarossa@messengerpostmedia.com
mbailey@messengerpostmedia.com
cpotter@messengerpostmedia.com

Contact: Paul Gangarossa

Batavia News

2 Apollo Drive, PO BOX 870 • Batavia, NY 14020
Sports Desk: (585) 343-8000 ext. 131
Sports Fax: (585) 345-1632

Cortland Standard

110 Main Street • Cortland, NY 13045 • (607) 756-5665
Email: sports@cortlandstandard.net
Contact: Taney Beaumont

Rochester Business Journal

45 East Avenue, Suite 500 • Rochester, NY 14604
Phone: (585) 546-8303
Email: tadams@rbj.net
Contact: Tom Adams

Syracuse Post Standard

P.O. Box 4818 • Syracuse, NY 13221
Phone: (315) 470-2151
Fax: (315) 470-3081
Contact: Mike Waters

Sports and Leisure Magazine

469 Virginia Street • Buffalo, NY 14202
Contact: Matthew Young, Bob Conlon
Phone: (716) 876-2738
Fax: (716) 874-8289

RADIO

WBSU 89.1-FM

SUNY Brockport - Seymour Union • Brockport, NY 14420
Phone: 395-5626
Fax: 395-5334
Contact: Warren Kozireski

WBEE 92.5-FM, WBZA 98.9-FM, WCMF 96.5-FM, WPXY 97.9-FM, WROC 950-AM

High Falls Studio • 70 Commercial Street • Rochester, NY 14614
Phone: 423-2900
Fax: 423-2947
Contact: Jeremy Newman, Steve Hausmann, Gene Battaglia

WBER 90.5 FM

2596 Baird Road • Penfield, NY 14526
Phone: 381-4353
Fax: 419-8191
Contact: Joe Juisto

WHAM 1180-AM, WHTK 1280-AM, 95.1-FM The Fox, The Drive 100.5-FM, Sunny 102-FM, 106.7-FM KISS-FM, Rochester's Sports Talk 107.3-FM

1700 HSBC Plaza • Rochester, NY 14604
Phone: 454-4884
Fax: 262-2334
Contact: John Di Tullio

The Score 1260 - WSKO Syracuse

1064 James Street • Syracuse, NY 13203
Phone: (315) 472-0200
Fax: (315) 478-5625
Email: mike.lindsay@cumulus.com
Contacts: Brent Axe, Mike Lindsley

WYSL 1040-AM

5620 South Lima Road • Avon, NY 14414
Phone: 346-3000
Fax: 346-0450
Contact: J.C. Delass

WXXI 1370-AM, 91.5-FM & 90.3-FM

280 State Street • PO Box 30021 • Rochester NY 14603-3021
Phone: 325-7500 & 258-0200
Fax: 258-0339
Email: newsroom@wxxi.org
Contact: Peter Iglinski

WZNE 94.1-FM, WFKL 93.3-FM WRMM 101.3-FM

Stephens Media Group • 28 East Main Street • Rochester, NY 14614
Phone: 399-5731
Fax: 399-5784

TELEVISION

WROC TV-8 (CBS) and WUHF TV-31 (FOX)

201 Humboldt Street • Rochester, NY 14610-1093 • 288-8400
Sports Phone: 288-2186
Sports Fax: 288-1505
Contacts: John Kucko (Sports Director), Thad Brown, Prescott Rossi

WHEC TV-10 (NBC)

191 East Avenue • Rochester, NY 14610 • 546-5670
Sports Phone: 262-6236
Sports Fax: 546-6842
Contacts: Robin DeWind (Sports Director), Scott Smith, Justin Granit

13WHAM-TV (ABC)

4225 W. Henrietta Road • Rochester, NY 14623 • 334-8700
Sports Phone: 334-4250
Sports Fax: 334-8719
Contacts: Mike Catalana (Sports Director), Jon Doss, Toby Motyka

YNN ROCHESTER (Sports)

71 Mt. Hope Avenue • Rochester, NY 14620 • 756-2424
Sports Phone: 756-1561
Sports Fax: 756-1673
Contacts: Tom Carroll (Sports Director), Kevin Carroll, Bob Gosney



ROCHESTER MEDIA DIRECTORY

TIME WARNER CABLE SPORTSNET

71 Mt. Hope Avenue • Rochester, NY 14620 • 756-2424
Phone: 756-1127
Fax: 756-1673
Contact: Steve Arvan

WBGT-TV (My 18)

1320 Buffalo Rd • Suite 111 • Rochester, NY 14624
Phone: 235-1870
Fax: 235-0574
Email: info@wbgttv.com
Contact: D.J. Schimizzi

WXXI

280 State Street • Rochester, NY 14603
Phone: 325-7500
Fax: 258-0339
Email: newsroom@wxxi.org
Contact: Peter Ingliniski

NATIONAL MEDIA

ASSOCIATED PRESS

Headquarters • 450 W. 33rd St. • New York, NY 10001
Phone: (212) 621-1500
Email: sportstats@ap.org

CANADIAN PRESS

36 King Street, East Third Floor • Toronto, Ontario M5C 2L9
Sports Phone: (416) 507-2154
Sports Fax: (416) 507-2074
Email: sports@cp.org

GULF SPORTS RADIO NETWORK

Paul Gallant • 341 Strong Street • Summerside, PEI Canada C1N1L4
Sports Phone: (902) 888-3460
Sports Fax: (902) 724-5130
Email: gulfsports@eastlink.ca

IN LAX WE TRUST

Marisa Ingemi
Website: www.inlaxwetrust.com
Email: WeTrust@gmail.com

INSIDE LACROSSE

40 West Chesapeake Avenue • Suite 620 • Towson, Md. 21204
Phone: (410) 583-8180
Fax: (410) 296-8296
Website: www.insidelacrosse.com
Contact: John Jiloty

JUST LACROSSE

Website: www.justlacrosse.com
Contact: Dennis Pettit

LAX POWER

Website: www.laxpower.com
Email: dan@laxpower.com
Contact: Dan Larsen

OURSORTS CENTRAL

Email: staff@oursportscentral.com

THE LACROSSE JOURNAL

Website: www.thelacrossejournal.com
Email: editor@thelacrossejournal.com





2013 ROCHESTER KNIGHTHAWKS SCHEDULE



January 5 | 10 p.m.
AT WASHINGTON STEALTH



March 2 | 9 p.m.
AT COLORADO MAMMOTH



January 19 | 7:30 p.m.
BUFFALO BANDITS



March 16 | 7:30 p.m.
EDMONTON RUSH



January 26 | 7:30 p.m.
TORONTO ROCK



March 30 | 7:30 p.m.
TORONTO ROCK



February 2 | 8 p.m.
AT WASHINGTON STEALTH



April 6 | 6 p.m.
PHILADELPHIA WINGS



February 8 | 11 a.m.
AT PHILADELPHIA WINGS



April 7 | 3 p.m.
AT TORONTO ROCK



February 9 | 7:30 p.m.
AT BUFFALO BANDITS



April 13 | 9 p.m.
AT CALGARY ROUGHNECKS



February 16 | 7:30 p.m.
BUFFALO BANDITS



April 14 | 4 p.m.
AT EDMONTON RUSH



February 23 | 7:30 p.m.
PHILADELPHIA WINGS



April 20 | 7:30 p.m.
AT BUFFALO BANDITS

Game times listed in Eastern Time Zone • Dates and times are subject to change