



TM

**NLL**

NATIONAL LACROSSE LEAGUE

# 2012 MEDIA GUIDE AND RECORD BOOK



# TABLE OF CONTENTS



## NLL INTRODUCTION

Table of Contents/Staff Directory .....	1
Introduction to the NLL .....	2
2012 Division and Playoff Formats .....	3
Lacrosse Talk .....	4

## TEAM INFORMATION

Buffalo Bandits .....	5-11
Calgary Roughnecks .....	12-18
Colorado Mammoth .....	19-26
Edmonton Rush .....	27-32
Minnesota Swarm .....	33-38
Philadelphia Wings .....	39-46
Rochester Knighthawks .....	47-53
Toronto Rock .....	54-60
Washington Stealth .....	61-67

## HISTORY AND RECORDS

Pro Indoor Lacrosse Timeline .....	68-85
League Award Winners and Honors .....	86-87
League All-Pros .....	88-93
All-Rookie Teams .....	94
Individual Records/Coaching Records .....	95
All-Time Single-Season Records .....	96
Yearly Leaders .....	97-98
All-Time Leaders .....	99
Championship Game History .....	100
Championship Game Records .....	101
All-Star Game History .....	102
Year-by-Year Standings .....	103-120
First Round Draft History .....	121-123

## NATIONAL LACROSSE LEAGUE STAFF DIRECTORY

53 West 36th Street, Suite 406 • New York, NY 10018

Commissioner .....	George Daniel
VP of Lacrosse Operations .....	Brian Lemon
VP of Communications .....	Doug Fritts
Operations Executive .....	Justin Rubino
Operations Assistant .....	Kindu Jones
Head Statistician .....	Rob Benson

## 2012 NLL MEDIA GUIDE AND RECORD BOOK

The 2012 NLL Media Guide and Record Book is a production of the National Lacrosse League. The guide was designed by Eric Rhew. Data was provided by Rob Benson, NLL Head Statistician. Photos courtesy of Graig Abel, Larry Palumbo, Perry Nelson, Doug Smith, Michael Martin Photography, Scott Pierson, John McCabe, David Moll and Richard Olson.

## INTRODUCTION TO THE NLL

The National Lacrosse League Guide and Record Book profiles the League's history, and sets the scene for the 2012 season, the 26th season of professional indoor lacrosse. The league played its inaugural game in January of 1987, and was first known as the Eagle Pro Box Lacrosse League. In 1988, the name was changed to the Major Indoor Lacrosse League (MILL). The MILL became the National Lacrosse League (NLL) following the 1997 season. All of the statistics and records in this book encompass all 25 seasons of the league's existence. Therefore, a League Record is one that covers all three names and the league's entire 25-year history. A complete timeline of the major events in league history can be found in this book.

The National Lacrosse League plays indoor lacrosse. The game is a hybrid, combining parts of box lacrosse (played inside the confines of an ice hockey rink on a turf surface or concrete surface, more prevalent in Canada) with field lacrosse (played on an outdoor field, either on grass or turf, more prevalent in the United States). Indoor lacrosse was designed to combine the most exciting elements of box and field lacrosse. The game is played inside the confines of an ice hockey rink, with glass and rink boards intact. The playing surface is artificial turf, which is placed directly over the arena's ice surface. Each team plays with five runners and a goaltender. The combination of the confined playing area and the physical play leads many fans to describe indoor lacrosse as "like hockey, on foot, with more scoring."

25 goals are scored in the average NLL game. Indoor lacrosse is similar to basketball in terms of its frequent scoring, use of a shot clock (30 seconds), and use of the over-and-back rule. When teams are on offense, they often spread the floor and pass the ball around in a manner similar to that of basketball.

The NLL game is also played in four quarters, each 15 minutes in length. Games that are tied at the end of regulation are decided in overtime, where the first team to score wins the game. There are no tie games and there are no points or credit awarded for an "overtime loss" in the NLL. The standings and team records are strictly Wins-Losses.

Each team plays a 16-game regular season schedule. The NLL schedule is structured in a similar fashion to that of the National Football League. All games are played on the weekends. The weekends of the schedule are numbered. Opening weekend of the season is Week #1.

As the League has grown, so has the schedule. Here is a look at schedule growth in recent League history:

1996: 10-game schedule	1997: 12-game schedule
2001: 14-game schedule	2002: 16-game schedule

The Champion's Cup Playoffs are single-game elimination. An explanation of the Playoff Format can be found on the next page.

# 2012 DIVISION AND PLAYOFF FORMATS

The nine teams are divided into two divisions:

## East Division

Buffalo Bandits  
Philadelphia Wings  
Rochester Knighthawks  
Toronto Rock

## West Division

Calgary Roughnecks  
Colorado Mammoth  
Edmonton Rush  
Minnesota Swarm  
Washington Stealth

The format for the NLL Playoffs is listed below. All playoff games are single elimination.

- Eight teams shall earn playoff berths. New for this year's playoffs is the crossover which will allow the 5th place team in the West Division to take the place of the 4th place team in the East Division if the 5th place team has a better record. Each division champion faces the fourth place finisher from their division (or the crossover team should that team qualify for the playoffs). The second place finisher in each division faces the third place finisher from their division in the Division Semifinals. Each game is hosted by the higher-seeded team.
- In the Divisional Finals, the winner of the first vs. fourth place Divisional Semifinal game faces the winner of the second vs. third place Divisional Semifinal game in each division respectively. Each game is hosted by the higher-seeded team.
- The Divisional Final winners shall meet in the Championship Game (East vs. West) with the higher overall seed hosting the game.

## **Divisional Tiebreakers:**

The following is the tiebreaking procedure for clubs having identical won-lost records at the conclusion of the regular season within their division, to determine the order of finish and seeding within the division.

- a) Head-to-head record during the regular season (best won-lost percentage in games between tied clubs)
- b) Win-loss percentage against divisional opponents
- c) Win-loss record against common opponents played an equal number of times during the regular season.
- d) Goals for/goals (most net points) against in head-to-head match-ups.
- e) Per-game goal differential (goals for minus goals against, divided by games played) within Division
- f) Total goals for/goals (most net points) against for the regular season.
- g) Coin toss.

**Note:** Only one club advances to the playoffs in any tie-breaking step. Remaining tied clubs revert back to the first step of the tiebreakers. In the case of a three-way tie or greater, once one of the teams wins the tie-breaker, they advance and the tie-breaking procedure is re-applied to the remaining teams.

## **Overall Seeding Tiebreakers:**

The following is the tie-breaking procedure for clubs having identical won-lost records at the conclusion of the regular season to determine the Overall Order of Finish and Overall Playoff Seeding:

- a) Head-to-head record during the regular season (best won-lost percentage in games between tied clubs)
- b) Win-loss record against common opponents played an equal number of games during the regular season.
- c) Goals for/goals (most net points) against in head-to-head match-ups.
- d) Total goals for/goals against (most net points) for the regular season.
- e) Coin toss.



# LACROSSE TALK

**Assist** - Awarded to the player or players (maximum of two) who touched the ball prior to the goal, provided no defender plays or possesses the ball in between.

**Body Check** - Slowing or stopping an opponent in possession of the ball. The check must be above the waist and below the shoulders.

**Breakaway** - One-on-one scoring opportunity with the offensive player and the goaltender.

**Cradling (the ball)** - The back and forward motion of the stick with the ball in the pocket. The cradling keeps the ball inside the pocket, making it difficult for the defender to dislodge or take it away.

**Crease** - Nine-foot radius area which surrounds the goals at each end of the playing surface. A goal is disallowed if a player scores while standing inside this area or steps on the line that defines the crease.

**Cross Check** - Using the shaft of the stick between his hands, the defensive player tries to push on the opponent's arm forcing a poor pass or shot.

**Face-Off** - At the start of the game, any quarter of play, and after a goal is scored, the ball is placed in the center circle and two opposing players face each other in a scrum of possession.

**Goal** - Awarded to the last player on the scoring club to touch the ball prior to the ball entering the net.

**Hidden Ball Play** - A player without the ball starts to cradle his stick drawing the attention of the defense while another teammate candidly passes the ball or shoots on net.

**Loose Ball** - There is no possession and the ball is bouncing, rolling or rebound off the boards or goaltender. Loose balls are also sometimes referred to as ground balls.

**Major Penalty** - Five minutes in length. Penalty time expires on the scoring of three goals, but penalized player must remain in penalty box for full five minutes.

**Man Down** - A team is considered this, or short-handed, when they must send out a four- or three-man unit as a result of having one or two of their players in the penalty box.

**Minor Penalty** - Two minutes in length. Penalty expires upon the scoring of a goal; penalized player returns to floor.

**Offensive Screen** - Legal action by an attacking player to impede the defensive coverage of a defender on an attacking player "without" possession of the ball.

**Outlet Pass** - The first pass from the goaltender that begins the transition from defense to offense.

**Penalty Box** - Off-field area, near midfield, where players serve penalty time.

**Pick** - Legal interference by an offensive player from a set position on a defensive player who is playing defense on the ball carrier. If two players execute the pick, it is referred to as a double pick.

**Power Play** - When a team has a(n) extra man advantage because of a penalty situation against the opposing team. Power plays can take the form of five-on-four, five-on-three, or four-on-three. Following are some examples of what is and is not considered a power-play goal:

- If a club has an advantage on a minor penalty starting at 2:02 of the quarter and it scores at 4:02, the goal is not a power-play goal.
- If a club scores on a delayed penalty, the goal is not a power-play goal.
- If a club has an advantage due to a five-minute major penalty, that club is always credited with having one more advantage than the number of power-play goals it scores during that advantage; because the penalty does not expire, a new advantage begins after such a power-play goal. For example, if Team A scores one goal during a major penalty, it is credited with two advantages.
- If a club is on a power play for any length of time, it is considered to have had an advantage.
- A double minor constitutes two opportunities.

**Screen Shot** - A shot on goal that is difficult for the goaltender to see because of the high amount of player traffic in front of the crease area.

**Short-Handed Goal** - scored by a club while it is at a manpower disadvantage due to a penalty.

**Shot On Goal** - if a player shoots the ball with the intention of scoring and if that shot would have gone in the net had the goaltender not stopped it, the shot is recorded as a shot "on goal". Shots which hit either of the goalposts or the crossbar are also credited as a shot on goal.

**Technical Penalty** - Result in loss of possession of the ball. Minor violation; no time penalty.

**Tenths Of A Second** - if a penalty or goal occurs in the last minute of a quarter, the time is rounded off to the previous second (i.e. - if a penalty is called with 14.6 seconds left in the quarter, the time is indicated as 14:45, and not 14:46).



# BUFFALO BANDITS

First Niagara Center • One Seymour H. Knox III Plaza • Buffalo, NY 14203  
Phone: 716-855-4184 • [www.bandits.com](http://www.bandits.com)

## CLUB DIRECTORY



**Darris Kilgour**  
Head Coach/  
General Manager



**Derek Graham**  
Associate  
General Manager



**Jeff Baker**  
Media Relations



Owner: ..... Terrence M. Pegula  
Governor & Legal Counsel: ..... Dave Zygaj  
Director of Operations: ..... Scott Loffler  
Head Coach & General Manager: ..... Darris Kilgour  
Associate General Manager: ..... Derek Graham  
Assistant Coaches: ..... Dan Teat, Rich Kilgour, Ron Henry, Chuck Brown  
Public and Media Relations Manager: ..... Jeff Baker  
Phone: ..... 716-855-4417  
E-Mail: ..... [jeff.baker@sabres.com](mailto:jeff.baker@sabres.com)  
Athletic Trainer: ..... Dr. Sherri Lashomb  
Broadcast Partners: ..... WWKB-AM 1520 (Radio), NLL Network (Online)

## TEAM INFORMATION

Home Arena/Seating Capacity ..... First Niagara Center/18,690  
NLL Team Established ..... 1992  
Colors ..... Black, Orange PMS 165, Pantone Violet and White

### 2012 Schedule

Jan. 14 Toronto @ Buffalo  
Jan. 21 Buffalo @ Rochester  
Jan. 27 Philadelphia @ Buffalo  
Jan. 28 Buffalo @ Minnesota  
Feb. 4 Washington @ Buffalo  
Feb. 12 Buffalo @ Philadelphia  
Mar. 3 Colorado @ Buffalo  
Mar. 10 Buffalo @ Rochester  
Mar. 16 Buffalo @ Toronto  
Mar. 17 Minnesota @ Buffalo  
Mar. 24 Buffalo @ Calgary  
Mar. 31 Toronto @ Buffalo  
Apr. 7 Philadelphia @ Buffalo  
Apr. 14 Buffalo @ Edmonton  
Apr. 21 Rochester @ Buffalo  
Apr. 28 Buffalo @ Washington

### 2011 Results

Regular Season Record: 10-6 • Playoffs: 1-1

Jan. 8 Buffalo 9 @ Calgary 10  
Jan. 15 Buffalo 9 @ Philadelphia 6  
Jan. 22 Toronto 14 @ Buffalo 15  
Jan. 29 Buffalo 5 @ Toronto 8  
Feb. 4 Minnesota 12 @ Buffalo 15  
Feb. 12 Buffalo 16 @ Philadelphia 7  
Feb. 19 Philadelphia 10 @ Buffalo 9  
Mar. 5 Rochester 8 @ Buffalo 11  
Mar. 6 Buffalo 9 @ Boston 8  
Mar. 12 Boston 10 @ Buffalo 12  
Mar. 27 Buffalo 12 @ Minnesota 9  
Apr. 2 Washington 10 @ Buffalo 9  
Apr. 8 Buffalo 11 @ Toronto 8  
Apr. 9 Buffalo 9 @ Rochester 8  
Apr. 16 Boston 16 @ Buffalo 9  
Apr. 23 Rochester 15 @ Buffalo 9  
Apr. 30 Boston 10 @ Buffalo 11 \*  
May 7 Toronto 12 @ Buffalo 11 \*

\* - Playoff game

## 2011 BUFFALO BANDITS REGULAR SEASON STATISTICS

No.	PLAYER	POS	GP	G	A	PTS	PIM	LB	FOA	FOW	FO%	PP	PPA	SHG	SHA	GW	OT	EN	SOG	SH	SH%
11	John Tavares	F	16	32	46	78	10	59	0	0	0.000	4	12	1	0	3	0	0	132	173	18.5
9	Mark Steenhuis	T	16	22	39	61	18	82	0	0	0.000	6	4	2	0	1	0	1	122	171	12.9
17	Tracey Kelusky	F	16	21	33	54	11	54	1	1	1.000	3	10	0	0	2	0	0	102	133	15.8
20	Chad Culp	F	15	21	19	40	10	61	0	0	0.000	1	3	0	0	1	0	0	88	106	19.8
81	Roger Vyse	F	13	16	20	36	2	49	1	1	1.000	6	6	0	1	0	0	0	58	89	18.0
10	Brenden Thenhaus	F	16	17	18	35	8	42	0	0	0.000	0	2	0	1	1	0	0	64	86	19.8
26	Brett Bucktooth	F	15	12	19	31	12	45	0	0	0.000	4	2	0	0	0	0	0	80	107	11.2
63	Tom Montour	T	15	6	11	17	14	104	1	1	1.000	0	1	2	0	0	0	0	20	28	21.4
22	Kyle Clancy	F	9	5	7	12	4	14	0	0	0.000	0	0	0	0	0	0	0	25	37	13.5
15	Chris Corbeil	D	16	5	6	11	10	121	0	0	0.000	0	0	1	0	0	0	0	15	16	31.3
6	Chris White	D	16	0	11	11	14	84	2	2	1.000	0	0	0	2	0	0	0	3	4	0.0
4	Scott Self	D	15	2	8	10	36	77	20	8	0.400	0	0	0	1	1	1	0	9	14	14.3
5	Frank Resetarits	F	6	4	3	7	15	16	0	0	0.000	2	0	0	0	0	0	0	29	37	10.8
65	Clay Hill	D	16	1	6	7	21	43	1	0	0.000	0	0	0	1	1	0	0	4	6	16.7
75	Jay Thorimbert	T	14	1	5	6	0	81	170	84	0.494	0	0	0	0	0	0	0	12	18	5.6
23	Steve Priolo	D	14	0	6	6	38	44	0	0	0.000	0	0	0	0	0	0	0	5	6	0.0
7	Jon Harasym	T	15	2	2	4	36	65	13	4	0.308	0	0	0	0	0	0	0	10	12	16.7
84	Brandon Francis	F	15	1	3	4	70	14	184	114	0.620	0	0	0	0	0	0	0	11	15	6.7
88	Travis Irving	D	10	1	2	3	18	20	0	0	0.000	0	0	0	0	0	0	0	1	1	100.0
66	Mike Thompson	G	14	0	2	2	0	11	0	0	0.000	0	0	0	0	0	0	0	0	0	0.0
55	Angus Goodleaf	G	5	0	1	1	0	1	0	0	0.000	0	0	0	0	0	0	0	0	0	0.0
2	Ian Llord	D	10	0	1	1	4	32	0	0	0.000	0	0	0	0	0	0	0	1	1	0.0
	Ben McCullough	D	1	0	0	0	7	2	0	0	0.000	0	0	0	0	0	0	0	0	0	0.0
98	Jimmy Purves	D	1	0	0	0	5	5	0	0	0.000	0	0	0	0	0	0	0	0	0	0.0
19	Darryl Gibson	D	8	0	0	0	8	24	0	0	0.000	0	0	0	0	0	0	0	0	0	0.0
	BENCH		16	0			14												0		
TOTALS			16	169	268	437	385	1150	393	215		26	40	6	6	10	1	1	791	1060	0.159

No.	GOALIE	GP	MINS	W	L	EN	GA	GAA	SA	SVS	SV%
66	Mike Thompson	16	763:13	10	3	0	123	9.67	573	450	0.785
55	Angus Goodleaf	16	206:01	0	3	1	35	10.19	150	115	0.767
TOTALS		16	969:14	10	6	1	158	9.78	723	565	0.781

## 2011 BUFFALO BANDITS PLAYOFF STATISTICS

No.	PLAYER	POS	GP	G	A	PTS	PIM	LB	FOA	FOW	FO%	PP	PPA	SHG	SHA	GW	OT	EN	SOG	SH	SH%
81	Roger Vyse	F	2	7	2	9	2	4	0	0	0.000	2	1	0	0	0	0	0	15	20	35.0
11	John Tavares	F	1	3	4	7	0	3	0	0	0.000	2	0	0	0	1	0	0	9	10	30.0
9	Mark Steenhuis	T	2	2	5	7	2	7	0	0	0.000	0	3	0	0	0	0	0	15	23	8.7
20	Chad Culp	F	2	3	3	6	0	9	0	0	0.000	0	0	0	0	0	0	0	9	13	23.1
63	Tom Montour	T	2	0	6	6	2	21	0	0	0.000	0	0	0	0	0	0	0	1	3	0.0
22	Kyle Clancy	F	1	4	1	5	0	3	0	0	0.000	0	0	0	0	0	0	0	7	8	50.0
17	Tracey Kelusky	F	2	2	3	5	0	10	0	0	0.000	0	1	0	0	0	0	0	7	14	14.3
26	Brett Bucktooth	F	2	0	4	4	0	3	0	0	0.000	0	0	0	0	0	0	0	9	14	0.0
65	Clay Hill	D	2	1	1	2	0	4	0	0	0.000	0	0	0	0	0	0	0	4	8	12.5
7	Jon Harasym	T	2	0	2	2	0	7	0	0	0.000	0	0	0	0	0	0	0	1	1	0.0
10	Brenden Thenhaus	F	2	0	2	2	0	13	0	0	0.000	0	0	0	0	0	0	0	5	6	0.0
55	Angus Goodleaf	G	1	0	1	1	0	0	0	0	0.000	0	0	0	0	0	0	0	0	0	0.0
15	Chris Corbeil	D	2	0	1	1	0	19	0	0	0.000	0	0	0	0	0	0	0	1	2	0.0
66	Mike Thompson	G	2	0	1	1	0	1	0	0	0.000	0	0	0	0	0	0	0	0	0	0.0
6	Chris White	D	2	0	1	1	6	8	0	0	0.000	0	0	0	0	0	0	0	0	0	0.0
19	Darryl Gibson	D	2	0	0	0	2	3	0	0	0.000	0	0	0	0	0	0	0	0	0	0.0
88	Travis Irving	D	2	0	0	0	0	5	0	0	0.000	0	0	0	0	0	0	0	0	0	0.0
2	Ian Llord	D	2	0	0	0	6	6	0	0	0.000	0	0	0	0	0	0	0	0	0	0.0
23	Steve Priolo	D	2	0	0	0	4	6	0	0	0.000	0	0	0	0	0	0	0	1	1	0.0
4	Scott Self	D	2	0	0	0	0	9	14	6	0.429	0	0	0	0	0	0	0	0	0	0.0
75	Jay Thorimbert	T	2	0	0	0	0	5	37	17	0.459	0	0	0	0	0	0	0	2	4	0.0
	BENCH		2	0			12												0		
TOTALS			2	22	37	59	36	146	51	23		4	5	0	0	1	0	0	86	127	0.173

No.	GOALIE	GP	MINS	W	L	EN	GA	GAA	SA	SVS	SV%
55	Angus Goodleaf	2	43:48	0	1	0	6	8.41	28	22	0.786
66	Mike Thompson	2	77:12	1	0	0	16	12.44	75	59	0.787
TOTALS		2	120:00	1	1	0	22	11.00	103	81	0.786

## BUFFALO BANDITS ALL-TIME DRAFT HISTORY

### 2011 ENTRY DRAFT

Rd (overall)	Player Chosen	From
2 (9)	Jeremy Thompson	Syracuse University
2 (15)	Jeff Cornwall	Coquitlam, BC
3 (24)	Connor Daly	Burlington, ON
3 (25)	Jerome Thompson	Onondaga CC
4 (33)	Billy Bitter	Univ. of North Carolina
5 (41)	Dwight Bero	Dartmouth University
6 (51)	Lloyd Chrysler	St. Catharines, ON

### 2011 DISPERSAL DRAFT (BOS)

Rd (overall)	Player Chosen
1 (6)	Kevin Buchanan
2 (15)	Damon Edwards
3	Pass

### 2010 ENTRY DRAFT

Rd (overall)	Player Chosen	From
1 (9)	Travis Irving	New Westminster, BC
2 (13)	Ben McCullough	SUNY Potsdam
2 (21)	Wayne Van Every	Six Nations, ON
4 (37)	Holdon Vyse	Six Nations, ON
4 (47)	Jimmy Purves	Six Nations, ON
6 (57)	Elija Printup	Six Nations, ON
6 (60)	Jordan Costa	Mississauga, ON

### 2010 DISPERSAL DRAFT

Rd (overall)	Player Chosen
2 (16)	Jesse Guerin
3 (26)	Matt Brown
4 (36)	Pass

### 2009 ENTRY DRAFT

Rd (overall)	Player Chosen	From
1 (10)	Kyle Clancy	Peterborough, ON
2 (15)	Chris Corbeil	Brampton, ON
2 (21)	Steve Priolo	St. Catharines, ON
4 (39)	Zac McIlmoyle	Peterborough, ON
6 (60)	Matt Freedman	Canisius College

### 2009 DISPERSAL DRAFT

Rd (overall)	Player Chosen
1 (9)	Jamison Koesterer
2 (20)	Passed

### 2008 ENTRY DRAFT

Rd (overall)	Player Chosen	From
3 (35)	Eryn Jones	Six Nations, ON
4 (49)	Tory Gardner	Six Nations, ON
5 (62)	Shane Pollock	Wallaceburg, ON
6 (65)	Dustin Dunn	Potsdam State University

### 2008 DISPERSAL DRAFT (CHI)

Rd (overall)	Player Chosen
1 (12)	Cody Jacobs
2 (21)	Cory Stringer

### 2008 DISPERSAL DRAFT (AZ)

Rd (overall)	Player Chosen
1 (13)	Greg Hinman

### 2007 ENTRY DRAFT

Rd (overall)	Player Chosen	From
2 (18)	Brandon Swamp	Potsdam State University
3 (39)	Chris Lalonde	Wallaceburg, ON
5 (65)	Jon Mason	Roanoke College
5 (67)	Brent Wiotowicz	Hamilton, ON

### 2007 DISPERSAL DRAFT

Rd (overall)	Player Chosen
1 (10)	Craig Conn
2 (15)	Brian Croswell
3 (34)	Joe Smith

### 2006 ENTRY DRAFT

Rd (overall)	Player Chosen	From
1 (3)	Brett Bucktooth	Syracuse University
2 (18)	Joe Walters	University of Maryland
2 (24)	Jay Thorimbert	Niagara, ON
3 (37)	Brendan Thenhaus	Oakville, ON
4 (47)	Brent Miller	Niagara, ON
4 (50)	Nolan Godfrey	Merrimack College
6 (76)	Daniel Sams	Peterborough, ON

### 2005 ENTRY DRAFT

Rd (overall)	Player Chosen	From
1 (10)	Jeff Shattler	Brampton, ON
2 (12)	Roger Vyse	Limestone College
2 (21)	Mike Poulin	Orangeville, ON
4 (42)	Ian Llord	St. Catharines, ON
5 (53)	Kyle Schmelze	Niagara, ON
6 (65)	Gene Tundo Jr.	Univ. of Massachusetts

### 2004 ENTRY DRAFT

Rd (overall)	Player Chosen	From
1 (1)	Delby Powless	Rutgers University
3 (21)	Jamie Rooney	Elora, ON
4 (41)	Regy Van Velzen	Spartan, ON
4 (43)	Chris Passavia	University of Maryland
5 (53)	Mike Weadick	Elora, ON
6 (64)	Brian Myers	Towson University

### 2004 DISPERSAL DRAFT

Rd (overall)	Player Chosen
1 (9)	Curt Malawsky

### 2003 ENTRY DRAFT

Rd (overall)	Player Chosen	From
1 (6)	A.J. Shannon	University of Virginia
4 (36)	Adam Doneger	Johns Hopkins University
5 (46)	Scott Gillingham	Mississauga, ON
6 (56)	David Brown	Toronto, ON
7 (66)	Nathan Russell	New Westminster, BC
8 (77)	Jon Ianucci	Coquitlam, BC

### 2003 DISPERSAL DRAFT

Rd (overall)	Player Chosen
1 (9)	Jason Clark
2 (20)	Marc Landriault
3 (31)	Mike Hamilton

## BUFFALO BANDITS ALL-TIME DRAFT HISTORY

### 2002 ENTRY DRAFT

Rd (overall)	Player Chosen	From
1 (3)	Billy Dee Smith	Mercyhurst College
4 (43)	Mike Longboat	St. Catharines, ON
4 (45)	Tyler Harris	Clarington, ON
5 (55)	Louis Alfred	Kahanawake, ON
7 (79)	Vincent Crawford	Whitby, ON
8 (91)	Francis Dostie	Brampton, ON
9 (103)	Craig Sleeman	Nazareth College

### 2001 ENTRY DRAFT

Rd (overall)	Player Chosen	From
2 (18)	Brad Self	Peterborough, ON
3 (27)	Bryan Sanchez	Middlebury College
5 (61)	Milan Gajic	Burnaby, BC
6 (74)	Dan Bowman	St. Catharines, ON
7 (87)	Randy McNeil	St. Joseph's
8 (100)	Al Terilli	Nazareth College
9 (113)	Jeff Hochalter	Burlington, ON

### 2000 ENTRY DRAFT

Rd (overall)	Player Chosen	From
1 (2)	Ryan Powell	Syracuse University
2 (13)	Ryan Curtis	University of Virginia
2 (15)	Patrick Merril	Orangeville, ON
3 (20)	Joe Ceglia	Syracuse University
5 (43)	Tim Byrnes	Syracuse University
6 (52)	Drew McKnight	University of Virginia
7 (61)	T.J. Durnan	Duke University
8 (65)	Jake Coon	Nazareth College
8 (70)	Jared Frood	Duke University
9 (79)	Kevin Kelley	Syracuse University

### 1999 ENTRY DRAFT

Rd	Player Chosen	From
2	Todd Richard	University of Hartford
2	Pat Maddalena	Burlington, ON
3	Trent Hill	Six Nations, ON
3	Adam Pascal	Middlebury College
3	Steve Evans	Peterborough, ON
4	Scott Self	Peterborough, ON
5	Sean Holmes	Mississauga, ON
6	Scott Hochstadt	University of Maryland
7	Mario Lopez	University of Massachusetts
7	Josh Black	St. Catharines, ON
8	Marcus Mayus	Pace University
9	Tyler Francey	Whitby, ON

### 1998 ENTRY DRAFT

Rd	Player Chosen	From
1	Matt Disher	New Westminster, BC
2	John Fay	Duke University
3	Ryan McDermott	Nazareth College
4	D'Arcy Sweet	Butler University
5	Rich Schwanke	Hobart College
5	John Lipinski	St. Catharines, ON
6	Andy Ogilvie	Coquitlam, BC
7	Jamie Bowen	North Shore, BC
8	Tim Bomberry	Six Nations, ON
9	Scott Komer	Burlington, ON

### 1997 ENTRY DRAFT

Rd	Player Chosen	From
1	Casey Zaph	Peterborough, ON
1	Marty O'Brien	Whitby, ON
2	Bob Henry	Six Nations, ON
3	Gary Scott	Orangeville, ON
4	Clay Squire	Six Nations, ON
5	Sean Howe	St. Catharines, ON
6	Cort Knodel	Canisius College
7	Chris Clark	Michigan State University
8	Chris Levis	Six Nations, ON
9	Jeff Hanson	Burnaby, BC

### 1996 ENTRY DRAFT

Rd	Player Chosen	From
1	Mike Murray	Brampton, ON
2	Rusty Kruger	Orangeville, ON
3	Gary Scott	Orangeville, ON
4	Jim Rankin	Orangeville, ON
5	Ryan Sanderson	RIT

### 1995 ENTRY DRAFT

Rd	Player Chosen	From
1	Jason Luke	St. Catharines, ON
2	Shaydon Santos	Brock University
3	John Grant, Jr.	Peterborough, ON
4	Tracey Kelusky	Peterborough, ON
5	Brian Beisel	Brampton, ON

### 1994 ENTRY DRAFT

Rd	Player Chosen	From
1	Rodd Squire	Six Nations, ON
2	Grant Johnston	Brock University
3	Travis Kilgour	St. Catharines, ON
3	Jamie Batley	UMBC
4	Mike Hasen	Brock University
5	Kevin Haynes	Loyola

### 1993 ENTRY DRAFT

Rd	Player Chosen	From
1	Gil Nieuwendyk	Barrie, ON
2	Andy Shaughnessy	Sir Sanford Fleming
3	Tyson Leies	Victoria, BC
4	Jeff Hardill	Peterborough, ON
5	Jamie Grimoilby	Georgian College

### 1992 ENTRY DRAFT

Rd	Player Chosen	From
1	Tom Marechek	Syracuse University
2	Troy Cordingley	Lakehead University
3	Miles General	Six Nations, ON
4	Randy Mearns	Canisius College
5	Marty Calder	Brock University

### 1991 ENTRY DRAFT

Rd	Player Chosen	From
1	Darris Kilgour	Nazareth College
2	John Zultberti	Syracuse University
3	Jacob Lazore	Nazareth College
4	Darren Mutch	Niagara, ON
5	Ross Cowie	Brock University

## BUFFALO BANDITS SINGLE-SEASON RECORDS

### GOALS

John Tavares	51	2001
Mark Steenhuis	51	2009
John Tavares	51	2009
John Tavares	49	2003
John Tavares	49	2004
Shawn Williams	46	2001
John Tavares	43	2005
John Tavares	42	2007
John Tavares	42	2002
John Tavares	41	1996

### LOOSE BALLS

Pat McCready	173	2002
Pat McCready	166	2004
Steve Dietrich	165	2003
John Tavares	159	2001
Steve Dietrich	156	2002
John Tavares	155	2003
Pat McCready	154	2006
John Tavares	145	2002
Mark Steenhuis	144	2006
Mark Steenhuis	141	2005

### SAVES

Steve Dietrich	586	2002
Steve Dietrich	568	2006
Steve Dietrich	511	2005
Steve Dietrich	480	2003
Ken Montour	451	2009
Mike Thompson	450	2011
Matt Disher	381	2000
Pat O'Toole	375	1996
Ken Montour	346	2008
Mike Thompson	324	2007

### ASSISTS

John Tavares	64	2001
John Tavares	61	2007
John Tavares	59	2005
John Tavares	58	2003
John Tavares	58	2008
Mark Steenhuis	54	2010
John Tavares	53	2006
Mark Steenhuis	50	2009
John Tavares	49	2000
Derek Malawsky	47	2001

### PENALTY MINUTES

Kyle Lavery	70	2008
Brandon Francis	70	2011
Kyle Lavery	66	2007
Kyle Lavery	63	2004
Billy Dee Smith	60	2005
Andy Ogilvie	59	2000
Chris White	59	2008
Billy Dee Smith	58	2008
Tom Phair	58	1997
Andy Ogilvie	56	2003
Billy Dee Smith	56	2004

### POINTS

John Tavares	115	2001
John Tavares	107	2003
John Tavares	103	2007
John Tavares	102	2005
Mark Steenhuis	101	2009
John Tavares	94	2009
John Tavares	93	2004
Mark Steenhuis	90	2010
John Tavares	88	2002
John Tavares	87	2008

### FACE-OFFS WON

Cory Bomberry	142	2006
Craig Stevenson	121	2000
Rob Kirkby	116	2001
Brandon Francis	114	2011
Rob Kirkby	109	2002
Mike Accursi	102	2003
Brian Silcott	98	1999
Cory Bomberry	94	2008
Cory Bomberry	94	2007
Rich Kilgour	89	2003



**TAVARES**



## BUFFALO BANDITS CAREER RECORDS

### GAMES PLAYED

John Tavares	252
Rich Kilgour	200
Mark Steenhuis	140
Kyle Couling	113
Pat McCready	112
Mike Accursi	108
Billy Dee Smith	106
Chris White	100
Clay Hill	99
Steve Dietrich	88

### GOALS

John Tavares	724
Mark Steenhuis	279
Mike Accursi	207
Darris Kilgour	128
Troy Cordingley	96
Rich Kilgour	94
Roger Vyse	92
Dan Teat	84
Jason Crosbie	81
Kevin Dostie	75

### ASSISTS

John Tavares	823
Mark Steenhuis	293
Rich Kilgour	223
Mike Accursi	163
Troy Cordingley	137
Pat McCready	135
Cory Bomberry	134
Darris Kilgour	127
Delby Powless	127
Dan Teat	121

### POINTS

John Tavares	1547
Mark Steenhuis	572
Mike Accursi	370
Rich Kilgour	317
Darris Kilgour	255
Troy Cordingley	233
Pat McCready	206
Dan Teat	205
Cory Bomberry	203
Delby Powless	201

### LOOSE BALLS

John Tavares	2000
Mark Steenhuis	1068
Pat McCready	990
Rich Kilgour	824
Mike Accursi	573
Kyle Couling	515
Chris White	386
Darris Kilgour	368
Billy Dee Smith	354
Andy Ogilvie	334

### PENALTY MINUTES

Billy Dee Smith	375
John Tavares	328
Kyle Laverty	296
Rich Kilgour	273
Darris Kilgour	257
Chris White	252
Pat McCready	251
Andy Ogilvie	235
Kyle Couling	201
Mark Steenhuis	200

### FACE-OFFS WON

Cory Bomberry	365
Rich Kilgour	359
Mike Accursi	333
Brandon Francis	286
Darris Kilgour	255
Rob Kirkby	225
Tom Phair	209
Brian Silcott	176
Craig Stevenson	161
Jason Crosbie	130

### SAVES

Steve Dietrich	2748
Mike Thompson	1519
Ross Cowie	1133
Ken Montour	1103
Pat O'Toole	682
Matt Disher	638
Bill Gerrie	528
Derek General	433
Marty O'Neill	348
Phil Wetherup	318





## BUFFALO BANDITS ALL-TIME VS. OPPONENTS

	REGULAR SEASON						PLAYOFFS					
	ROAD		HOME		OVERALL		ROAD		HOME		OVERALL	
	GP	W	L	GP	W	L	GP	W	L	GP	W	L
Calgary	5	3	2	1	1	0	6	4	2	1	0	1
Colorado	10	6	4	15	11	4	25	17	8	-	-	-
(as Colorado)	2	0	2	5	4	1	7	4	3	-	-	-
(as Was. Power)	2	2	0	2	1	1	4	3	1	1	0	1
(as Pit. C.Fire)	1	0	1	-	-	-	1	0	1	-	-	-
(as Baltimore)	5	4	1	8	6	2	13	10	3	-	-	-
Edmonton	2	1	1	-	-	-	2	1	1	-	-	-
Minnesota	6	6	0	9	7	2	15	13	2	2	2	0
Philadelphia	21	10	11	21	12	9	42	22	20	5	3	2
Rochester	22	7	15	20	10	10	42	17	25	5	2	3
Toronto	15	8	7	18	6	12	33	14	19	1	0	1
(as Toronto)	14	8	6	17	5	12	31	13	18	1	0	1
(as Ontario)	1	0	1	1	1	0	2	1	1	-	-	-
Washington	6	4	2	6	4	2	12	8	4	-	-	-
(as Was.Stealth)	1	0	1	1	0	1	2	0	2	-	-	-
(as San Jose)	1	1	0	1	1	0	2	2	0	-	-	-
(as Albany)	4	3	1	4	3	1	8	6	2	-	-	-
TOTALS:	76-54		83-48		159-102		4-6		16-7		20-13	





# CALGARY ROUGHNECKS

Scotiabank Saddledome • 555 Saddledome Rise SE • Calgary, Alberta T2G 2W1  
Phone: 403-777-2177 • [www.calgaryroughnecks.com](http://www.calgaryroughnecks.com)

## CLUB DIRECTORY



**Mike Board**  
General Manager



**Dave Pym**  
Head Coach



**Joanna French**  
Communications  
Coordinator



President:	Ken King
Governor:	John Bean
General Manager:	Mike Board
Director of Business Operations:	Mike Moore
Head Coach:	Dave Pym
Associate Coach and Assistant General Manager:	Curt Malawsky
Assistant Coach:	Bob McMahon
Communications Coordinator:	Joanna French
Phone:	403-571-2201
Email:	<a href="mailto:jfrench@calgaryflames.com">jfrench@calgaryflames.com</a>
Physiotherapist:	Neil Hergott
Athletic Therapist:	Rhamona Humphrey
Broadcast Partners:	NLL Network (Online)

## TEAM INFORMATION

Home Arena/Seating Capacity	Scotiabank Saddledome/19,289
NLL Team Established	2001
Colors	Red, White and Black

### 2012 Schedule

Jan. 8	Calgary @ Toronto
Jan. 14	Calgary @ Washington
Jan. 21	Colorado @ Calgary
Jan. 28	Toronto @ Calgary
Feb. 10	Calgary @ Washington
Feb. 18	Edmonton @ Calgary
Feb. 24	Calgary @ Colorado
Mar. 3	Minnesota @ Calgary
Mar. 9	Calgary @ Edmonton
Mar. 10	Edmonton @ Calgary
Mar. 24	Buffalo @ Calgary
Mar. 30	Calgary @ Minnesota
Mar. 31	Washington @ Calgary
Apr. 6	Rochester @ Calgary
Apr. 14	Calgary @ Rochester
Apr. 21	Calgary @ Edmonton

### 2011 Results

Regular Season Record: 11-5 • Playoffs: 1-1

Jan. 8	Buffalo 9 @ Calgary 10
Jan. 9	Calgary 13 @ Washington 11
Jan. 15	Colorado 8 @ Calgary 7
Jan. 22	Washington 19 @ Calgary 14
Jan. 28	Calgary 15 @ Edmonton 11
Jan. 29	Edmonton 11 @ Calgary 12
Feb. 12	Calgary 8 @ Toronto 9
Feb. 20	Calgary 12 @ Edmonton 11
Mar. 5	Calgary 13 @ Philadelphia 7
Mar. 13	Calgary 17 @ Washington 13
Mar. 19	Edmonton 14 @ Calgary 19
Mar. 25	Toronto 9 @ Calgary 14
Apr. 1	Minnesota 12 @ Calgary 15
Apr. 2	Calgary 8 @ Minnesota 13
Apr. 8	Colorado 13 @ Calgary 14
Apr. 15	Calgary 7 @ Colorado 11
Apr. 30	Colorado 6 @ Calgary 10 *
May 7	Washington 10 @ Calgary 8 *

\* - Playoff game

2011 CALGARY ROUGHNECKS REGULAR SEASON STATISTICS

No.	PLAYER	POS	GP	G	A	PTS	PIM	LB	FOA	FOW	FO%	PP	PPA	SHG	SHA	GW	OT	EN	SOG	SH	SH%
44	Dane Dobbie	F	15	34	41	75	34	55	4	0	0.000	9	18	2	0	1	0	1	150	213	16.0
77	Jeff Shattler	T	15	29	46	75	20	93	0	0	0.000	6	6	4	1	2	0	1	107	142	20.4
71	Scott Ranger	F	14	29	32	61	8	42	0	0	0.000	12	12	3	0	2	0	0	103	133	21.8
9	Kaleb Toth	F	16	16	37	53	11	41	1	1	1.000	6	21	1	1	0	0	0	73	107	15.0
17	Curtis Dickson	F	16	33	19	52	6	34	1	0	0.000	3	2	4	2	2	0	0	113	155	21.3
91	Cory Conway	F	14	12	33	45	7	27	0	0	0.000	4	10	0	3	0	0	0	70	88	13.6
36	Daryl Veltman	F	14	13	29	42	4	24	0	0	0.000	3	12	1	2	0	0	0	53	84	15.5
22	Geoff Snider	T	14	9	7	16	74	171	333	235	0.706	0	0	0	0	3	0	0	35	53	17.0
80	Peter McFetridge	T	16	4	9	13	26	56	2	0	0.000	0	0	1	3	0	0	0	17	24	16.7
40	Nolan Heavenor	T	9	3	6	9	0	36	71	37	0.521	0	0	0	2	0	0	0	10	10	30.0
24	Scott Carnegie	D	15	1	8	9	10	71	0	0	0.000	0	0	0	1	0	0	0	6	7	14.3
3	Dan MacRae	D	15	1	7	8	4	56	1	1	1.000	0	0	0	0	0	0	0	5	6	16.7
33	Jon Harnett	D	16	1	7	8	19	39	0	0	0.000	1	0	0	3	0	0	0	4	8	12.5
16	Mike Carnegie	D	16	4	2	6	15	87	1	0	0.000	0	0	0	0	0	0	2	8	13	30.8
30	Mike Poulin	G	16	0	5	5	0	14	0	0	0.000	0	0	0	0	0	0	0	1	1	0.0
11	Mark Scherman	F	6	2	2	4	2	3	0	0	0.000	0	0	0	0	1	1	0	7	9	22.2
37	Andrew McBride	D	13	1	3	4	22	54	0	0	0.000	0	0	0	1	0	0	0	4	4	25.0
41	Derek Hopcroft	F	3	1	2	3	0	3	0	0	0.000	0	0	0	0	0	0	0	12	17	5.9
20	Bruce Codd	D	16	1	2	3	0	61	1	1	1.000	0	0	0	0	0	0	0	2	2	50.0
10	Curtis Manning	D	2	2	0	2	4	6	0	0	0.000	0	0	2	0	0	0	0	2	2	100.0
6	Brandon Ivey	F	3	1	1	2	0	5	0	0	0.000	0	1	0	0	0	0	0	4	6	16.7
55	Mike Kilby	D	16	1	0	1	12	22	0	0	0.000	0	0	0	0	0	0	0	1	1	100.0
61	Dayne Michaud	D	14	0	1	1	20	14	3	1	0.333	0	0	0	0	0	0	0	3	4	0.0
21	Joe Vetere	F	1	0	0	0	0	0	0	0	0.000	0	0	0	0	0	0	0	0	0	0.0
27	Jordon Sealock	F	2	0	0	0	2	6	0	0	0.000	0	0	0	0	0	0	0	0	1	0.0
	Curtis Palidwor	G	6	0	0	0	0	1	0	0	0.000	0	0	0	0	0	0	0	0	0	0.0
4	Devan Wray (total)	T	6	0	0	0	2	10	27	5	0.185	0	0	0	0	0	0	0	0	2	0.0
	EDM	T	0	0	0	0	0					0	0	0	0	0	0	0		0	0.0
	CGY	T	6	0	0	0	2					0	0	0	0	0	0	0		2	0.0
	BENCH		16	0			34													0	
TOTALS			16	198	299	497	336	1031	445	281		44	82	18	19	11	1	4	790	1092	0.181

No.	GOALIE	GP	MINS	W	L	EN	GA	GAA	SA	SVS	SV%
30	Mike Poulin	16	957:27	11	5	3	176	11.03	749	573	0.765
0	Curtis Palidwor	16	10:33	0	0	0	2	12.57	6	4	0.667
TOTALS		16	967:00	11	5	3	178	11.04	755	577	0.764

2011 CALGARY ROUGHNECKS PLAYOFF STATISTICS

No.	PLAYER	POS	GP	G	A	PTS	PIM	LB	FOA	FOW	FO%	PP	PPA	SHG	SHA	GW	OT	EN	SOG	SH	SH%
71	Scott Ranger	F	2	4	5	9	0	5	0	0	0.000	2	3	0	0	0	0	1	18	21	19.0
44	Dane Dobbie	F	2	4	4	8	4	4	0	0	0.000	0	3	0	0	0	0	0	21	27	14.8
77	Jeff Shattler	T	2	2	6	8	4	6	0	0	0.000	1	3	0	0	0	0	0	12	19	10.5
17	Curtis Dickson	F	2	3	2	5	0	3	0	0	0.000	0	0	0	0	1	0	0	13	17	17.6
36	Daryl Veltman	F	2	2	2	4	0	5	0	0	0.000	2	0	0	0	0	0	0	6	13	15.4
22	Geoff Snider	T	2	1	3	4	0	25	43	32	0.744	0	0	0	0	0	0	0	7	8	12.5
9	Kaleb Toth	F	2	1	2	3	4	4	0	0	0.000	1	0	0	0	0	0	0	7	14	7.1
91	Cory Conway	F	2	0	2	2	0	3	0	0	0.000	0	2	0	0	0	0	0	8	9	0.0
37	Andrew McBride	D	2	1	0	1	2	3	0	0	0.000	0	0	0	0	0	0	1	1	1	100.0
16	Mike Carnegie	D	2	0	1	1	0	9	0	0	0.000	0	0	0	0	0	0	0	0	1	0.0
24	Scott Carnegie	D	2	0	1	1	17	7	0	0	0.000	0	0	0	0	0	0	0	0	1	0.0
55	Mike Kilby	D	2	0	1	1	0	3	0	0	0.000	0	0	0	0	0	0	0	1	1	0.0
20	Bruce Codd	D	2	0	0	0	0	9	0	0	0.000	0	0	0	0	0	0	0	0	0	0.0
33	Jon Harnett	D	2	0	0	0	0	7	0	0	0.000	0	0	0	0	0	0	0	0	0	0.0
40	Nolan Heavenor	T	2	0	0	0	0	5	0	0	0.000	0	0	0	0	0	0	0	0	0	0.0
3	Dan MacRae	D	2	0	0	0	0	4	0	0	0.000	0	0	0	0	0	0	0	0	0	0.0
10	Curtis Manning	D	2	0	0	0	0	9	0	0	0.000	0	0	0	0	0	0	0	0	0	0.0
80	Peter McFetridge	T	2	0	0	0	2	7	0	0	0.000	0	0	0	0	0	0	0	1	2	0.0
30	Mike Poulin	G	2	0	0	0	0	2	0	0	0.000	0	0	0	0	0	0	0	0	0	0.0
	BENCH		2	0			8													0	
TOTALS			2	18	29	47	41	120	43	32		6	11	0	0	1	0	2	95	134	0.134

No.	GOALIE	GP	MINS	W	L	EN	GA	GAA	SA	SVS	SV%
0	Curtis Palidwor	2	0:00	0	0	0	0	0.00	0	0	0.000
30	Mike Poulin	2	120:00	1	1	0	16	8.00	102	86	0.843
TOTALS		2	120:00	1	1	0	16	8.00	102	86	0.843

## CALGARY ROUGHNECKS ALL-TIME DRAFT HISTORY

### 2011 ENTRY DRAFT

Rd (overall)	Player Chosen	From
1 (7)	Travis Cornwall	Coquitlam, BC
2 (11)	Greg Harnett	Orangeville, ON
2 (18)	Frankie Scigliano	New Westminster, BC
5 (42)	Barclay Hickey	Okatoks, AB
6 (46)	Darren Kinnear	Edmonton, AB

### 2011 DISPERSAL DRAFT (BOS)

Rd (overall)	Player Chosen
1 (7)	Nick Rose
2 (16)	Geoff McNulty
3 (25)	Brock Armour
4 (32)	Kevin Leveille
5	Pass

### 2010 ENTRY DRAFT

Rd (overall)	Player Chosen	From
1 (3)	Curtis Dickson	Univ. of Delaware
1 (6)	Dan MacRae	R.I.T.
1 (8)	Brandon Ivey	Orangeville, ON
2 (17)	Derek Hopcroft	Bellarmine Univ.

### 2010 DISPERSAL DRAFT

Rd (overall)	Player Chosen
2 (18)	Kurtis Wagar
3 (28)	Keith Cromwell
4 (37)	Rob Smith
5 (42)	Brian Spallina

### 2009 ENTRY DRAFT

Rd (overall)	Player Chosen	From
3 (27)	Carlton Schuss	Delta, B.C.
5 (51)	Garrett Werschke	Calgary, AB
6 (62)	Casey MacIntyre	Calgary, AB

### 2009 DISPERSAL DRAFT

Rd (overall)	Player Chosen
1 (11)	Luke Forget
2 (22)	Dayne Michaud

### 2008 ENTRY DRAFT

Rd (overall)	Player Chosen	From
1 (6)	Curtis Manning	Simon Fraser University
2 (15)	Cayle Ratcliff	UMBC
2 (20)	Joe Vetere	Burnaby, BC
4 (42)	Joel Henry	Victoria, BC
5 (50)	Bryan Johnson	Bellarmine University
5 (55)	Eric Lamothe	Canisius College
6 (68)	Tyler Pridham	Calgary, AB

### 2008 DISPERSAL DRAFT (CHI)

Rd (overall)	Player Chosen
1 (5)	Tom Montour

### 2008 DISPERSAL DRAFT (AZ)

Rd (overall)	Player Chosen
1 (6)	Bruce Codd

### 2007 ENTRY DRAFT

Rd (overall)	Player Chosen	From
1 (4)	Dane Dobbie	Burnaby, BC
1 (10)	Peter McFetridge	Burnaby, BC
2 (22)	Jamie Lincoln	Burnaby, BC
3 (38)	Scott DeFrancesco	Mississauga, ON
4 (52)	John McClure	Brampton, ON
5 (66)	Geoff Rainsford	Calgary, AB
6 (80)	Kyle Morwick	Victoria, BC

### 2007 DISPERSAL DRAFT

Rd (overall)	Player Chosen
1 (9)	Pat Campbell
2 (16)	Bruce Codd
3 (33)	Greg Hinman

### 2006 ENTRY DRAFT

Rd (overall)	Player Chosen	From
1 (9)	Kyle Wailes	Brown University
2 (14)	Luke Hinton	Victoria, BC
5 (60)	Jordan Sealock	Calgary, AB

### 2005 ENTRY DRAFT

Rd (overall)	Player Chosen	From
2 (18)	Callum Crawford	Dowling College
2 (20)	Andy Secore	Six Nations, ON
4 (34)	Ryan Tasker	Surrey, BC
4 (40)	Brett Christensen	Calgary, AB
5 (51)	Andrew Kirkadly	Calgary, AB
6 (63)	Paddy Corrigan	Burnaby, BC

### 2005 DISPERSAL DRAFT

Rd (overall)	Player Chosen
1 (7)	Matt King

### 2004 ENTRY DRAFT

Rd (overall)	Player Chosen	From
1 (9)	Matt Morehouse	Surrey, BC
2 (15)	Ryan Sharp	Whitby, ON
2 (19)	Jeff Callard	Surrey, BC
5 (54)	Josh Broderick	Calgary, AB
6 (64)	Gary Roberts	

### 2004 DISPERSAL DRAFT

Rd (overall)	Player Chosen
1 (10)	Pick Forfeited (Signed Unrestricted Free Agent Andy Ogilvie)
2 (20)	Rob Williams

### 2003 ENTRY DRAFT

Rd (overall)	Player Chosen	From
1 (2)	Taylor Wray	Duke University
3 (23)	Brad McDonald	Orangeville, ON
4 (34)	Jeff Moleski	Prince George, BC
5 (44)	Sterling Mitchel	Victoria, BC
6 (54)	Peter Gut St.	Andrews College
7 (64)	Chris Milhus	Calgary, AB
9 (75)	Robert McGowen	Port Coquitlam, BC

### 2003 DISPERSAL DRAFT

Rd (overall)	Player Chosen
1 (7)	Kyle Lavery
2 (18)	Kevin Dostie
3 (29)	John Tarbell

## CALGARY ROUGHNECKS ALL-TIME DRAFT HISTORY

### 2002 ENTRY DRAFT

Rd (overall)	Player Chosen	From
2 (14)	Andrew McBride	New Westminster, BC
3 (26)	John David Smithson	Toronto, ON
3 (27)	Jeremy Richardson	Edmonton, AB
3 (33)	Jeff Frazer	Toronto, ON
4 (38)	Jordan Hernandez	Port Coquitlam, BC
5 (50)	Riley Kemp	Victoria, BC
6 (62)	Jordan West-Prat	Maple Ridge, BC
7 (74)	Chris Wellham	Victoria, BC
8 (86)	Thomas Haydon	Delta, BC
9 (98)	Trent Smalley	Delta, BC

### 2001 EXPANSION DRAFT

Rd (overall)	Player Chosen	From
2 (8)	Randy Mearns	Rochester
3 (11)	D'Arcy Berthiume	Albany
4 (14)	Marc Landreault	Rochester
5 (17)	Jamie Raffan	Montreal
6 (24)	Jeff Shirk	Philadelphia
7 (27)	Dan Denihan	New York
8 (30)	Kevin Howard	Rochester

### 2001 ENTRY DRAFT

Rd (overall)	Player Chosen	From
1 (2)	Blaine Manning	Radford University
3 (29)	Matt King	Victoria, BC
3 (34)	Shawn Cable	Victoria, BC
4 (41)	Nicci Johnston	New Westminster, BC
4 (49)	Lewis Ratcliff	Coquitlam, BC
5 (53)	Jimmy Quinlan	New Westminster, BC
6 (69)	Nick Quinn	Whittier College
7 (81)	Greg Rennie	Port Coquitlam, BC
8 (93)	Mark Miyashita	Burnaby, BC
9 (105)	Andrew Biers	Victoria, BC





## CALGARY ROUGHNECKS SINGLE-SEASON RECORDS

### GOALS

Lewis Ratcliff	50	2007
Tracey Kelusky	45	2005
Dane Dobbie	41	2009
Ben Prepchuk	40	2002
Kaleb Toth	38	2005
Kaleb Toth	38	2002
Dane Dobbie	38	2010
Ted Dowling	38	2004
Lewis Ratcliff	37	2006
Tracey Kelusky	37	2003

### ASSISTS

Josh Sanderson	74	2009
Josh Sanderson	70	2010
Lewis Ratcliff	54	2007
Lewis Ratcliff	54	2006
Tracey Kelusky	53	2007
Tracey Kelusky	53	2009
Lewis Ratcliff	50	2005
Kaleb Toth	47	2009
Kaleb Toth	47	2007
Jeff Shattler	46	2011

### POINTS

Josh Sanderson	104	2010
Lewis Ratcliff	104	2007
Josh Sanderson	103	2009
Lewis Ratcliff	91	2006
Tracey Kelusky	88	2007
Lewis Ratcliff	86	2005
Tracey Kelusky	84	2009
Kaleb Toth	80	2009
Dane Dobbie	80	2010
Kaleb Toth	79	2002

### LOOSE BALLS

Geoff Snider	171	2011
Jeff Shattler	141	2010
Kyle Goundrey	127	2003
Jeff Shattler	119	2009
Taylor Wray	119	2007
Jesse Phillips	118	2002
Jeff Shattler	114	2007
Bruce Codd	114	2008
Jeff Shattler	110	2008
Tyson Leies	108	2003
Jeff Moleski	108	2007

### PENALTY MINUTES

Geoff Snider	74	2011
Jesse Phillips	69	2005
Jesse Phillips	53	2002
Kerry Susheski	48	2007
Rob Desormeaux	47	2002
Andrew McBride	46	2008
Scott Carnegie	46	2009
Taylor Wray	45	2007
Taylor Wray	44	2004
Andrew McBride	44	2005

### FACE-OFFS WON

Devan Wray	239	2006
Geoff Snider	235	2011
Devan Wray	215	2007
Jordan Sundher	172	2002
Nolan Heavenor	164	2010
Nolan Heavenor	156	2008
Brad MacArthur	151	2004
Nolan Heavenor	129	2009
Brad MacArthur	124	2003
Devan Wray	112	2009

### SAVES

Matt King	603	2002
Mike Poulin	573	2011
Curtis Palidwor	561	2005
Curtis Palidwor	554	2006
Curtis Palidwor	502	2003
Curtis Palidwor	496	2004
Andrew Leyshon	451	2007
Matt King	316	2010
Pat Campbell	308	2009
Pat Campbell	275	2008



## CALGARY ROUGHNECKS CAREER RECORDS

### GAMES PLAYED

Kaleb Toth	153
Andrew McBride	135
Tracey Kelusky	113
Kyle Goundrey	92
Lewis Ratcliff	90
Devan Wray	89
Jeff Moleski	85
Matt King	80
Curtis Palidwor	80
Jeff Shattler	79

### POINTS

Kaleb Toth	620
Tracey Kelusky	539
Lewis Ratcliff	461
Scott Ranger	272
Kyle Goundrey	265
Jason Wulder	262
Dane Dobbie	238
Jeff Shattler	234
Josh Sanderson	221
Jesse Phillips	101

### FACE-OFFS WON

Devan Wray	765
Nolan Heavenor	541
Brad MacArthur	275
Geoff Snider	235
Jordan Sundher	233
Rob Kirkby	216
Todd Katanchik	74
Rob Williams	61
Andrew Biers	38
Craig Stevenson	23

### GOALS

Kaleb Toth	271
Tracey Kelusky	256
Lewis Ratcliff	210
Scott Ranger	123
Dane Dobbie	115
Jason Wulder	108
Jeff Shattler	91
Kyle Goundrey	78
Josh Sanderson	69
Ted Dowling	49

### LOOSE BALLS

Kaleb Toth	653
Jeff Shattler	577
Andrew McBride	540
Tracey Kelusky	537
Jeff Moleski	486
Jesse Phillips	464
Lewis Ratcliff	432
Kyle Goundrey	428
Devan Wray	424
Taylor Wray	393

### SAVES

Curtis Palidwor	2117
Matt King	1351
Mike Poulin	765
Andrew Leyshon	601
Pat Campbell	583
Ryan Avery	244
Steve Dietrich	189
Derek Collins	33
Grant MacLeod	19
Chris Lewis	17

### ASSISTS

Kaleb Toth	349
Tracey Kelusky	283
Lewis Ratcliff	251
Kyle Goundrey	187
Jason Wulder	154
Josh Sanderson	152
Scott Ranger	149
Jeff Shattler	143
Dane Dobbie	123
Jesse Phillips	62

### PENALTY MINUTES

Andrew McBride	272
Jesse Phillips	210
Kaleb Toth	149
Taylor Wray	148
Jeff Moleski	145
Ryan McNish	129
Rob Kirkby	120
Kyle Goundrey	94
Scott Carnegie	87
Neil Doddridge	84



**DOBBIE**



## CALGARY ROUGHNECKS ALL-TIME VS. OPPONENTS

	REGULAR SEASON						PLAYOFFS					
	ROAD		HOME		OVERALL		ROAD		HOME		OVERALL	
	GP	W L	GP	W L	GP	W L	GP	W L	GP	W L	GP	W L
Buffalo	1	0 1	5	2 3	6	2 4	1	0 1	1	1 0	2	1 1
Colorado	11	4 7	13	7 6	24	11 13	3	2 1	2	2 0	5	4 1
(as Colorado)	10	4 6	13	7 6	23	11 12	3	2 1	2	2 0	5	4 1
(as Was. Power)	1	0 1	-	- -	1	0 1						
Edmonton	12	10 2	8	6 2	20	16 4	-	- -	1	0 1	1	0 1
Minnesota	3	1 2	6	4 2	9	5 4						
Philadelphia	2	1 1	2	1 1	4	2 2						
Rochester	3	1 2	1	1 0	4	2 2						
Toronto	11	3 8	10	5 5	21	8 13						
Washington	12	9 3	11	3 8	23	12 11	1	1 0	2	1 1	3	2 1
(as Was. Stealth)	3	3 0	3	0 3	6	3 3	-	- -	1	0 1	1	0 1
(as San Jose)	9	6 3	7	3 4	16	9 7	1	1 0	1	1 0	2	2 0
(as Albany)	-	- -	1	0 1	1	0 1						
<b>TOTALS:</b>	<b>44</b>	<b>36</b>	<b>47</b>	<b>33</b>	<b>91</b>	<b>69</b>	<b>3</b>	<b>2</b>	<b>5</b>	<b>5</b>	<b>8</b>	<b>7</b>






# COLORADO MAMMOTH

Pepsi Center • 1000 Chopper Circle • Denver, CO 80204  
Phone: 303-405-1100 • [www.coloradomammoth.com](http://www.coloradomammoth.com)

## CLUB DIRECTORY



**Steve Govett**  
President and  
General Manager



**Bob Hamley**  
Head Coach



**Josh Gross**  
Director of  
Public Relations



Owner: ..... E. Stanley Kroenke  
President, General Manager & Governor: ..... Steve Govett  
Executive Assistant to the GM: ..... Don Sunblade  
Head Coach: ..... Bob Hamley  
Assistant Coaches: ..... Ed Comeau, Sean Ferris  
Athletic Trainer: ..... Mark Zaccone  
Director of Business Development / Public Relations: ..... Josh Gross  
Phone: ..... 303-575-1906  
E-Mail: ..... [jgross@pepsicenter.com](mailto:jgross@pepsicenter.com)  
Broadcast Partners: ..... Altitude (TV), NLL Network (Online)

## TEAM INFORMATION

Home Arena/Seating Capacity ..... Pepsi Center/18,007  
NLL Team Established ..... 1986 (Relocated from Washington in 2002)  
Colors ..... Burgandy, Black, Silver and White

### 2012 Schedule

Jan. 14 Minnesota @ Colorado  
Jan. 20 Colorado @ Edmonton  
Jan. 21 Colorado @ Calgary  
Jan. 28 Rochester @ Colorado  
Feb. 4 Edmonton @ Colorado  
Feb. 18 Colorado @ Minnesota  
Feb. 24 Calgary @ Colorado  
Mar. 3 Colorado @ Buffalo  
Mar. 10 Washington @ Colorado  
Mar. 11 Colorado @ Washington  
Mar. 23 Philadelphia @ Colorado  
Mar. 25 Colorado @ Philadelphia  
Mar. 31 Colorado @ Rochester  
Apr. 14 Toronto @ Colorado  
Apr. 20 Edmonton @ Colorado  
Apr. 28 Colorado @ Minnesota

### 2011 Results

Regular Season Record: 5-11 • Playoffs: 1-1

Jan. 8 Washington 11 @ Colorado 10  
Jan. 15 Colorado 8 @ Calgary 7  
Jan. 22 Philadelphia 11 @ Colorado 10  
Jan. 29 Colorado 11 @ Philadelphia 12  
Feb. 5 Washington 10 @ Colorado 8  
Feb. 12 Colorado 6 @ Boston 11  
Feb. 18 Colorado 7 @ Washington 20  
Feb. 20 Minnesota 12 @ Colorado 10  
Mar. 4 Minnesota 11 @ Colorado 10  
Mar. 26 Boston 8 @ Colorado 9  
Apr. 1 Colorado 10 @ Edmonton 14  
Apr. 2 Edmonton 6 @ Colorado 7  
Apr. 8 Colorado 13 @ Calgary 14  
Apr. 9 Colorado 13 @ Edmonton 6  
Apr. 15 Calgary 7 @ Colorado 11  
Apr. 23 Colorado 8 @ Minnesota 12  
Apr. 30 Colorado 6 @ Calgary 10 \*

\* - Playoff game

## 2011 COLORADO MAMMOTH REGULAR SEASON STATISTICS

No.	PLAYER	POS	GP	G	A	PTS	PIM	LB	FOA	FOW	FO%	PP	PPA	SHG	SHA	GW	OT	EN	SOG	SH	SH%
24	John Grant	F	16	36	47	83	12	45	0	0	0.000	9	19	2	1	2	1	0	203	271	13.3
9	Gavin Prout (total)	F	16	14	46	60	23	64	0	0	0.000	5	11	1	3	0	0	0	101	150	9.3
	EDM	F	10	11	26	37	16					3	5	1	2	0	0	0	99	11.1	
	COL	F	6	3	20	23	7					2	6	0	1	0	0	0	51	5.9	
	Alex Gajic	F	14	24	24	48	0	52	0	0	0.000	10	8	2	0	0	0	0	88	114	21.1
6	Brian Langtry	F	14	15	25	40	18	46	0	0	0.000	3	8	1	0	1	0	0	79	112	13.4
44	Dan Carey	F	12	13	22	35	0	26	0	0	0.000	7	7	0	1	0	0	0	52	74	17.6
96	Joel Dalgarno (total)	F	9	15	11	26	2	34	0	0	0.000	3	4	0	1	0	0	0	51	63	23.8
	WAS	F	2	3	1	4	0					0	0	0	0	0	0	0	7	42.9	
	COL	F	7	12	10	22	2					3	4	0	1	0	0	0	56	21.4	
	Jed Prossner	F	9	5	12	17	2	23	0	0	0.000	0	3	0	0	1	0	0	33	45	11.1
21	Mike McLellan	F	9	7	8	15	0	19	0	0	0.000	3	5	0	1	0	0	0	33	44	15.9
85	Jamie Shewchuk	F	5	5	10	15	2	18	0	0	0.000	3	3	1	0	0	0	0	27	38	13.2
19	Ilija Gajic	T	15	7	6	13	28	101	0	0	0.000	0	0	0	0	0	0	0	38	46	15.2
17	Steve Toll	D	16	2	11	13	19	75	11	3	0.273	0	3	0	1	0	0	1	11	13	15.4
27	Cliff Smith	F	8	8	3	11	17	15	0	0	0.000	2	1	0	0	1	0	0	36	48	16.7
8	Nick Carlson	T	15	3	6	9	27	40	0	0	0.000	0	0	0	0	0	0	0	8	10	30.0
15	Tim Campeau (total)	F	7	1	8	9	0	21	0	0	0.000	0	1	0	0	0	0	0	23	34	2.9
	MIN	F	4	1	6	7	0					0	1	0	0	0	0	0	22	4.5	
	COL	F	3	0	2	2	0					0	0	0	0	0	0	0	12	0.0	
	Jamie Floris	F	8	3	4	7	2	12	1	1	1.000	0	0	0	0	0	0	0	15	22	13.6
7	Mac Allen	D	13	2	5	7	55	83	61	26	0.426	0	0	0	1	0	0	0	7	9	22.2
88	Ian Hawksbee (total)	D	17	0	5	5	18	93	0	0	0.000	0	0	0	0	0	0	0	7	9	0.0
	EDM	D	7	0	3	3	2					0	0	0	0	0	0	0	7	0.0	
	WAS	D	3	0	1	1	6					0	0	0	0	0	0	0	1	0.0	
	COL	D	7	0	1	1	10					0	0	0	0	0	0	0	1	0.0	
4	Ned Crotty	F	8	1	3	4	4	16	0	0	0.000	0	0	0	0	0	0	0	15	17	5.9
11	John Gallant	D	16	1	3	4	35	81	3	0	0.000	0	0	0	0	0	0	0	2	2	50.0
30	Chris Lewis	G	16	0	4	4	12	21	0	0	0.000	0	0	0	0	0	0	0	0	0	0.0
28	Tom Ethington	D	16	0	3	3	2	42	0	0	0.000	0	0	0	0	0	0	0	5	7	0.0
	Connor Martin	F	6	2	0	2	0	8	0	0	0.000	0	0	0	0	0	0	0	24	30	6.7
5	Ben Davies	D	14	1	1	2	20	28	0	0	0.000	0	0	0	0	0	0	0	3	4	25.0
12	Jarett Park	T	12	0	2	2	15	82	0	0	0.000	0	0	0	0	0	0	0	10	12	0.0
66	Matt Leveque	D	16	0	2	2	4	36	316	148	0.468	0	0	0	0	0	0	0	2	4	0.0
18	J. Wasson-McQuigge	F	2	1	0	1	0	6	0	0	0.000	0	0	0	0	0	0	0	2	4	25.0
19	Nenad Gajic	T	4	0	1	1	16	6	0	0	0.000	0	0	0	0	0	0	0	1	3	0.0
35	Matt King	G	4	0	1	1	0	6	0	0	0.000	0	0	0	0	0	0	0	0	0	0.0
31	Rob Blasdell	G	1	0	0	0	0	0	0	0	0.000	0	0	0	0	0	0	0	0	0	0.0
26	Jason Jones	F	1	0	0	0	22	1	0	0	0.000	0	0	0	0	0	0	0	1	1	0.0
14	Steve Forsythe	D	15	0	0	0	2	27	0	0	0.000	0	0	0	0	0	0	0	1	1	0.0
	BENCH		16	0			16												0		
TOTALS			16	151	236	387	349	1013	392	178		42	67	6	7	5	1	1	790	1051	0.144
No.	GOALIE	GP	MIN	W	L	EN	GA	GAA	SA	SVS	SV%										
30	Chris Lewis	16	841:46	5	9	2	140	9.99	649	509	0.784										
35	Matt King	15	120:38	0	1	1	25	12.54	94	69	0.734										
31	x Rob Blasdell	1	8:50	0	0	0	4	30.64	5	1	0.200										
TOTALS			16	969:14	5	10	3	169	10.47	748	579	0.774									

## 2011 COLORADO MAMMOTH PLAYOFF STATISTICS

No.	PLAYER	POS	GP	G	A	PTS	PIM	LB	FOA	FOW	FO%	PP	PPA	SHG	SHA	GW	OT	EN	SOG	SH	SH%
24	John Grant	F	1	3	1	4	0	3	0	0	0.000	2	1	0	0	0	0	0	14	20	15.0
44	Dan Carey	F	1	0	2	2	2	0	0	0	0.000	0	1	0	0	0	0	0	5	8	0.0
6	Brian Langtry	F	1	0	2	2	0	1	0	0	0.000	0	2	0	0	0	0	0	7	8	0.0
9	Gavin Prout	F	1	0	2	2	0	4	0	0	0.000	0	1	0	0	0	0	0	6	8	0.0
8	Nick Carlson	T	1	1	0	1	0	0	0	0	0.000	0	0	0	0	0	0	0	1	1	100.0
10	Alex Gajic	F	1	1	0	1	2	4	0	0	0.000	1	0	0	0	0	0	0	4	6	16.7
19	Ilija Gajic	T	1	1	0	1	0	3	0	0	0.000	0	0	0	0	0	0	0	2	3	33.3
7	Mac Allen	D	1	0	0	0	0	2	15	1	0.067	0	0	0	0	0	0	0	0	0	0.0
96	Joel Dalgarno	F	1	0	0	0	0	3	0	0	0.000	0	0	0	0	0	0	0	5	7	0.0
28	Tom Ethington	D	1	0	0	0	0	1	0	0	0.000	0	0	0	0	0	0	0	0	0	0.0
65	Jamie Floris	F	1	0	0	0	0	1	0	0	0.000	0	0	0	0	0	0	0	2	3	0.0
14	Steve Forsythe	D	1	0	0	0	0	1	0	0	0.000	0	0	0	0	0	0	0	0	0	0.0
11	John Gallant	D	1	0	0	0	2	1	0	0	0.000	0	0	0	0	0	0	0	0	0	0.0
88	Ian Hawksbee	D	1	0	0	0	2	4	0	0	0.000	0	0	0	0	0	0	0	0	0	0.0
35	Matt King	G	1	0	0	0	0	0	0	0	0.000	0	0	0	0	0	0	0	0	0	0.0
66	Matt Leveque	D	1	0	0	0	2	0	5	0	0.000	0	0	0	0	0	0	0	0	0	0.0
30	Chris Lewis	G	1	0	0	0	0	1	0	0	0.000	0	0	0	0	0	0	0	0	0	0.0
12	Jarett Park	T	1	0	0	0	0	4	0	0	0.000	0	0	0	0	0	0	0	0	0	0.0
1	Jed Prossner	F	1	0	0	0	0	1	0	0	0.000	0	0	0	0	0	0	0	3	8	0.0
17	Steve Toll	D	1	0	0	0	0	2	0	0	0.000	0	0	0	0	0	0	0	0	0	0.0
	BENCH		1	0			2													0	
	TOTALS		1	6	7	13	12	36	20	1		3	5	0	0	0	0	0	49	72	0.083

No.	GOALIE	GP	MIN	W	L	EN	GA	GAA	SA	SVS	SV%
35	Matt King	1	0:00	0	0	0	0	0.00	0	0	0.000
30	Chris Lewis	1	60:00	0	1	2	8	8.00	41	33	0.805
	TOTALS	1	60:00	0	1	2	8	8.00	41	33	0.805

## COLORADO MAMMOTH ALL-TIME DRAFT HISTORY

### 2011 ENTRY DRAFT

Rd (overall)	Player Chosen	From
1 (3)	Adam Jones	Canisius College
1 (8)	Dan Coates	Canisius College
2 (13)	Jordan McBride	Stony Brook University
2 (14)	Jamie Lincoln	Hofstra University
2 (16)	Tye Belanger	Peterborough, ON
4 (30)	Craig England	Orangeville, ON
5 (38)	Joey Cupido	Six Nations, ON
6 (47)	Jovan Miller	Syracuse University

### 2011 DISPERSAL DRAFT (BOS)

Rd (overall)	Player Chosen
2 (12)	Ryan Hotaling
3 (21)	Greg Peyser
4 (29)	Gary Bining
5 (35)	Sean Morris
6	Pass

### 2010 ENTRY DRAFT

Rd (overall)	Player Chosen	From
2 (11)	Ned Crotty	Duke University
3 (22)	Ken Clausen	University of Virginia
5 (42)	John Rae	Barrie, ON
6 (52)	Mark Farthing	Peterborough, ON

### 2010 DISPERSAL DRAFT

Rd (overall)	Player Chosen
1 (1)	Matt Vinc
2 (11)	Jarrett Park
3 (21)	Chad Thompson
4 (31)	Marc Burton
5 (38)	Bryant Barrett

### 2009 ENTRY DRAFT

Rd (overall)	Player Chosen	From
1 (4)	Cliff Smith	Denver University
1 (5)	Alex Gajic	Denver University
2 (17)	Brad Richardson	Denver University
3 (32)	Shaun Dhalilwal	Burnaby, B.C.
4 (35)	Ryan McFadyen	Duke University
5 (46)	Ben Davies	New Westminster, B.C.
6 (55)	Neil Tyacke	New Westminster, B.C.
6 (56)	Rocco Romero	Cornell University

### 2009 DISPERSAL DRAFT

Rd (overall)	Player Chosen
1 (5)	Cory Conway
2 (16)	David Morgan
3 (27)	Dallas Eliuk

### 2008 ENTRY DRAFT

Rd (overall)	Player Chosen	From
1 (7)	Matt Danowski	Duke University
3 (31)	Mike Ward	Duke University
4 (43)	Terry Kimener	UMBC
6 (69)	Ryan McFadyen	Duke University

### 2008 DISPERSAL DRAFT (CHI)

Rd (overall)	Player Chosen
1 (6)	Brad Self
2 (17)	Steven Brooks

### 2008 DISPERSAL DRAFT (AZ)

Rd (overall)	Player Chosen
1 (7)	Bruce Murray
2 (20)	Matt Ward

### 2007 ENTRY DRAFT

Rd (overall)	Player Chosen	From
2 (26)	Nathan Sanderson	Rutgers University
3 (30)	Dylan Llord	St. Catharines, ON
3 (40)	Matt Wilson	Coquitlam, BC
4 (54)	Andrew Spack	Loyola College
6 (82)	Ryan Clark	Nanaimo, BC

### 2007 DISPERSAL DRAFT

Rd (overall)	Player Chosen
1 (11)	Bruce Murray
2 (14)	Matt Brown
3 (35)	Jed Prossner

### 2006 ENTRY DRAFT

Rd (overall)	Player Chosen	From
1 (13)	Gary Bining	Ohio State University
2 (25)	Jamie Shewchuk	Burnaby, BC
3 (34)	Matt Poskay	University of Virginia
4 (51)	Curtis Morwick	Victoria, BC
5 (64)	Casey Cittadino	Towson University
6 (77)	Sean Morris	University of Massachusetts

### 2005 ENTRY DRAFT

Rd (overall)	Player Chosen	From
1 (7)	Dan Carey	Canisius College
2 (16)	Ryan Marshall	Duke University
3 (28)	Shawn Williams	Surrey, BC
4 (49)	Scott Davidson	University of Denver
5 (50)	Andy Glen	Peterborough, ON
6 (62)	Adam Hughes	Cortland State University

### 2005 DISPERSAL DRAFT

Rd (overall)	Player Chosen
1 (6)	Bill Greer

### 2004 ENTRY DRAFT

Rd (overall)	Player Chosen	From
3 (29)	Lee Zink	University of Maryland
4 (40)	Cory Vann	University of Denver
5 (52)	Andrew Huelskoetter	University of Denver
6 (63)	Mark Plonke	Colorado State University

### 2004 DISPERSAL DRAFT

Rd (overall)	Player Chosen
1 (8)	Randy Daly

### 2003 ENTRY DRAFT

Rd (overall)	Player Chosen	From
3 (24)	Curtis Smith	Ohio State University
3 (31)	Brian Potter	Victoria, BC
4 (35)	Dan Cocchi	Towson University
5 (45)	Graham Palmer	Victoria, BC
6 (55)	Devon Spilker	Limestone College
7 (65)	Pat Meyers	Ohio State University
8 (76)	Mike Frissora	Middlebury University

## COLORADO MAMMOTH ALL-TIME DRAFT HISTORY

### 2003 DISPERSAL DRAFT

Rd (overall)	Player Chosen
1 (8)	Brad Self
2 (19)	Mike Henderson

### 2002 ENTRY DRAFT

Rd (overall)	Player Chosen	From
2 (21)	Ryan Soliday	Syracuse University
5 (57)	Billy St. George	Syracuse University
6 (69)	Kevin Smithies	Bucknell University
7 (81)	Tom Ethington	University of Denver
8 (93)	Chase Jaeger	Delta, BC
9 (104)	Brad Reppert	Towson University
9 (105)	Mike Nappolilli	Colorado State University

### 2001 EXPANSION DRAFT

Rd (overall)	Player Chosen	From
5 (62)	Bobby Horsey	Loyola College
6 (75)	Roger Vyse	Six Nations, ON
7 (88)	Mike Talarico	Drew College
8 (101)	Tom Tamberrino	Georgetown University
9 (114)	Jen Adams	University of Maryland

### 2001 ENTRY DRAFT

Rd (overall)	Player Chosen	From
4 (22)	Joe High	Salisbury University
4 (31)	Chris Turner	Salisbury University
5 (40)	Steven Card	Duke University
6 (49)	Casey Connor	University of Maryland
7 (58)	Peter Valepec	Georgetown University
8 (67)	Brian Zeller	University of Maryland
9 (76)	Todd Paradise	Towson University

### 1999 ENTRY DRAFT

Rd	Player Chosen	From
2	Scott Diggs	Duke University
3	Tim O'Hara	Loyola College
4	Todd Vizcarrondo	Loyola College
5	Dylan Schlott	Johns Hopkins University
6	Chris Lamy	University of Maryland
7	Chris Turner	UMBC
8	Kevin Sturm	Towson University
8	Jason Quenzer	UMBC
9	Dan Ross	Towson University

### 1998 ENTRY DRAFT

Rd	Player Chosen	From
1	Chris Sanderson	University of Virginia
2	Jesse Hubbard	Princeton University
3	Matt Hahn	University of Maryland
4	Dudley Dixon	Johns Hopkins University
5	Andrew Whipple	University of Maryland
6	Brian Reese	University of Maryland
9	A.T. Bailey	Johns Hopkins University

### 1997 ENTRY DRAFT

Rd	Player Chosen	From
1	Matt Shearer	Loyola College
2	Michael Watson	University of Virginia
3	Andy Ross	US Naval Academy
4	Billy Evans	Johns Hopkins University
5	Doug Knight	University of Virginia
6	Jason Wade	University of North Carolina
7	David Curry	University of Virginia
8	Milford Marchant	Mt. Washington College
9	Brian Volpe	Loyola College

### 1996 ENTRY DRAFT

Rd	Player Chosen	From
1	Brian Dougherty	University of Maryland
2	Tim Whiteley	University of Virginia
3	David Evans	Brown University
4	Sean Radebaugh	Salisbury University
5	Brendan Fry	Loyola College

### 1995 ENTRY DRAFT

Rd	Player Chosen	From
2	Del Halladay	Loyola College
4	Dan Radebaugh	University of Maryland
5	Tom Roszko	Johns Hopkins University

### 1994 ENTRY DRAFT

Rd	Player Chosen	From
2	Stewart Crotty	Towson University
3	Ryan Murphy	Salisbury University
4	Dan Stroup	British Columbia
5	Billy Daye	University of North Carolina





## COLORADO MAMMOTH ALL-TIME DRAFT HISTORY

### 1993 ENTRY DRAFT

Rd	Player Chosen	From
2	Paul Cantabene	Loyola College
3	Kevin Anderson	Loyola College
4	Brian Kelly	Johns Hopkins University
5	Tom Gravante	Hobart College

### 1993 SUPPLEMENTAL DRAFT

Rd	Player Chosen	From
1	Dave Pietramala	Johns Hopkins University
2	Lindsay Dixon	Towson University
3	Bob Martino	Washington College
4	Tim Holmes	Washington College
5	Adam Wright	Johns Hopkins University

### 1992 ENTRY DRAFT

Rd	Player Chosen	From
1	Jim Blanding	Loyola College
2	Tom Stanziale	Roanoke College
3	Adam Wright	Johns Hopkins University
4	Garth Appelt	University of Virginia
5	Brian Buriece	University of Maryland

### 1991 ENTRY DRAFT

Rd	Player Chosen	From
1	Tony Millon	Towson University
2	Fred Haas	Loyola College
3	Sean Smith	Loyola College
4	Tom Johnson	Loyola College
5	Glenn Smith	Towson University

### 1990 ENTRY DRAFT

Rd	Player Chosen	From
1	Brian Kroneberger	Loyola College
2	Vince Angotti	Cornell University
3	Chris Gunkle	Loyola College
4	Greg Gunning	Johns Hopkins University
5	Joe Bonaci	Syracuse University

### 1989 ENTRY DRAFT

Rd	Player Chosen	From
1	Bart Aldridge	University of Delaware
2	Matt Lewandowski	University of Delaware
3	Pat Gugerty	University of Maryland
4	Mark Brannigan	Syracuse University
5	Brad Johnson	Hampden Sydney College

### 1988 ENTRY DRAFT

Rd	Player Chosen	From
1	Tom McCelland	Loyola College
2	Peter Rubin	Duke University
2	Brooks Sweet	University of Massachusetts
3	Jeff Jackson	Hampden Sydney College
4	Ron Klausner	Towson University
5	Steve Egan	Towson University



## COLORADO MAMMOTH SINGLE-SEASON RECORDS

### GOALS

Gary Gait	61	2003
Gary Gait	57	1998
Gary Gait	55	2004
Paul Gait	54	2002
Gary Gait	50	1999
Gary Gait	50	2002
Gary Gait	43	2001
Gary Gait	38	2000
Brian Langtry	38	2009
John Grant	36	2011

### LOOSE BALLS

Devin Dalep	193	2002
Erik Miller	186	2003
Paul Cantabene	163	2002
Jay Jalbert	152	2006
Jay Jalbert	141	2005
Josh Sims	136	2007
Nenad Gajic	121	2008
Gary Gait	120	2002
Paul Cantabene	115	1999
Josh Sims	112	2003

### FACE-OFFS WON

Jamie Hanford	280	2005
Jamie Hanford	275	2007
Jamie Hanford	271	2003
Jamie Hanford	267	2006
Jamie Hanford	208	2004
Paul Cantabene	191	2002
Brad Richardson	167	2010
Matt Leveque	148	2011
Jim Moss	131	2008
Rodney Tapp	125	2001

### ASSISTS

Gavin Prout	67	2008
Gavin Prout	64	2006
Gary Gait	62	2002
Paul Gait	60	2002
Gavin Prout	59	2007
Gavin Prout	57	2004
Gavin Prout	50	2005
Gary Gait	48	2005
Gavin Prout	48	2009
Gary Gait	47	2001
John Grant	47	2011

### PENALTY MINUTES

Brian Reese	98	2002
Dave Stillely	64	2006
Jay Jalbert	55	2006
Mac Allen	55	2011
Rich Catton	55	2008
Hugh Donovan	54	2002
John Gallant	54	2003
John Gallant	53	2002
Jay Jalbert	52	2004
Hugh Donovan	52	2001
Ryan McFadyen	52	2010

### SAVES

Gee Nash	601	2005
Gee Nash	539	2004
Erik Miller	529	2003
Devin Dalep	515	2002
Chris Levis	509	2011
Andrew Leyshon	468	2009
Gee Nash	452	2007
Gee Nash	425	2006
Chris Sanderson	388	1999
Derek Collins	387	1998

### POINTS

Paul Gait	114	2002
Gary Gait	112	2002
Gary Gait	96	2003
Gavin Prout	93	2006
Gary Gait	93	2004
Gavin Prout	92	2008
Gavin Prout	91	2004
Gary Gait	90	2001
Gavin Prout	89	2007
Gary Gait	85	1998



**GAJIC**



## COLORADO MAMMOTH CAREER RECORDS

### GAMES PLAYED

John Gallant	149
Brian Langtry	132
Nick Carlson	114
Gary Gait	113
Josh Sims	112
Tom Ethington	104
Gavin Prout	102
Paul Cantabene	96
Brian Reese	81
Gee Nash	81

### POINTS

Gary Gait	722
Gavin Prout	540
Brian Langtry	503
Jamie Shewchuk	251
Paul Cantabene	245
Dan Carey	236
Paul Gait	216
Matt Shearer	208
Del Halladay	203
Josh Sims	195

### FACE-OFFS WON

Jamie Hanford	1301
Paul Cantabene	765
Rodney Tapp	365
Matt Leveque	236
Fred Haas	206
Brad Richardson	167
Jon Brothers	140
Jim Moss	131
Dan Britton	73
Bill Dirrigl	70

### GOALS

Gary Gait	387
Brian Langtry	230
Gavin Prout	175
Matt Shearer	115
Paul Gait	111
Jamie Shewchuk	109
Del Halladay	96
Dan Carey	89
Tim Hormes	89
Paul Cantabene	88

### LOOSE BALLS

John Gallant	770
Josh Sims	770
Paul Cantabene	683
Gary Gait	655
Brian Langtry	604
Gavin Prout	565
Nick Carlson	442
Jay Jalbert	380
Jamie Hanford	375
Devin Dalep	343

### SAVES

Gee Nash	2438
Chris Levis	1441
Erik Miller	947
Devin Dalep	900
Andrew Leyshon	677
Derek Collins	666
J.J. Pearl	399
Chris Sanderson	388
Steve Dietrich	205
Bob Watson	155

### ASSISTS

Gavin Prout	365
Gary Gait	335
Brian Langtry	273
Paul Cantabene	157
Dan Carey	147
Jamie Shewchuk	142
Josh Sims	108
Del Halladay	107
Paul Gait	105
Joe Hiltz	98

### PENALTY MINUTES

Brian Reese	298
John Gallant	251
Nick Carlson	195
Gavin Prout	174
Paul Cantabene	171
Rich Catton	171
Hugh Donovan	168
Dave Stilley	149
Jay Jalbert	147
Kip Fulks	136



## COLORADO MAMMOTH ALL-TIME VS. OPPONENTS

	REGULAR SEASON									PLAYOFFS								
	ROAD			HOME			OVERALL			ROAD			HOME			OVERALL		
	GP	W	L	GP	W	L	GP	W	L	GP	W	L	GP	W	L	GP	W	L
Buffalo	15	4	11	10	4	6	25	8	17	1	1	0	-	-	-	1	1	0
Calgary	13	6	7	11	7	4	24	13	11	2	0	2	3	1	2	5	1	4
Edmonton	7	5	2	9	6	3	16	11	5									
Minnesota	6	4	2	4	1	3	10	5	5									
Philadelphia	21	5	16	21	8	13	42	13	29	3	1	2	1	0	1	4	1	3
Rochester	9	3	6	12	7	5	21	10	11	-	-	-	2	1	1	2	1	1
Toronto	7	3	4	6	5	1	13	8	5	3	0	3	-	-	-	3	0	3
(as Toronto)	6	3	3	5	4	1	11	7	4	3	0	3	-	-	-	3	0	3
(as Ontario)	1	0	1	1	1	0	2	1	1									
Washington	14	3	11	15	8	7	29	11	18	-	-	-	1	0	1	1	0	1
(as Was.Stealth)	3	0	3	4	0	4	7	0	7									
(as San Jose)	8	2	6	9	7	2	17	9	8	-	-	-	1	0	1	1	0	1
(as Albany)	3	1	2	2	1	1	5	2	3									
TOTALS:	63-87			85-65			148-152			4-10			4-5			8-15		





# EDMONTON RUSH

137 Turbo Drive • Sherwood Park, AB  
Phone: 780-732-7874 • [www.edmontonrush.com](http://www.edmontonrush.com)

## CLUB DIRECTORY



**Bruce Urban**  
Owner and  
Governor



**Derek Keenan**  
General Manager  
and Head Coach



**Pauline Hughes**  
Director of  
Communications



Owner & Governor: ..... Bruce Urban  
Alternate Governor: ..... Al Ryz  
President: ..... Gord Sawyer  
General Manager/Head Coach: ..... Derek Keenan  
Assistant Coaches: ..... Todd Lorenz & Devan Wray  
Athletic Trainer: ..... Maria Novak  
Director of Communications: ..... Pauline Hughes  
Phone: ..... 780-720-3359  
E-Mail: ..... [phughes@northlands.com](mailto:phughes@northlands.com)  
Broadcast Partners: ..... NLL Network (Online)

## TEAM INFORMATION

Home Arena/Seating Capacity ..... Rexall Place/16,000  
NLL Team Established ..... 2006  
Colors ..... Black, Silver, White

### 2012 Schedule

Jan. 20 Colorado @ Edmonton  
Jan. 28 Edmonton @ Washington  
Feb. 4 Edmonton @ Colorado  
Feb. 10 Edmonton @ Minnesota  
Feb. 18 Edmonton @ Calgary  
Feb. 24 Philadelphia @ Edmonton  
Mar. 9 Calgary @ Edmonton  
Mar. 10 Edmonton @ Calgary  
Mar. 17 Edmonton @ Philadelphia  
Mar. 24 Washington @ Edmonton  
Mar. 31 Minnesota @ Edmonton  
Apr. 7 Edmonton @ Toronto  
Apr. 14 Buffalo @ Edmonton  
Apr. 20 Edmonton @ Colorado  
Apr. 21 Calgary @ Edmonton  
Apr. 28 Toronto @ Edmonton

### 2011 Results

Regular Season Record: 5-11 • Playoffs: Did not qualify

Jan. 8 Edmonton 7 @ Toronto 13  
Jan. 15 Edmonton 7 @ Boston 10  
Jan. 22 Edmonton 8 @ Minnesota 9  
Jan. 28 Calgary 15 @ Edmonton 11  
Jan. 29 Edmonton 11 @ Calgary 12  
Feb. 11 Washington 12 @ Edmonton 14  
Feb. 12 Edmonton 15 @ Washington 14  
Feb. 20 Calgary 12 @ Edmonton 11  
Feb. 26 Edmonton 9 @ Rochester 13  
Mar. 5 Washington 18 @ Edmonton 10  
Mar. 19 Edmonton 14 @ Calgary 19  
Mar. 25 Minnesota 13 @ Edmonton 14  
Apr. 1 Colorado 10 @ Edmonton 14  
Apr. 2 Edmonton 6 @ Colorado 7  
Apr. 9 Colorado 13 @ Edmonton 6  
Apr. 16 Toronto 14 @ Edmonton 18

## 2011 EDMONTON RUSH REGULAR SEASON STATISTICS

No.	PLAYER	POS	GP	G	A	PTS	PIM	LB	FOA	FOW	FO%	PP	PPA	SHG	SHA	GW	OT	EN	SOG	SH	SH%
15	Corey Small	F	16	23	40	63	4	58	0	0	0.000	4	9	2	0	2	0	0	121	168	13.7
44	Ryan Ward	F	16	25	33	58	4	33	0	0	0.000	4	10	3	4	0	0	0	97	134	18.7
17	Brodie Merrill	T	16	9	38	47	34	187	50	10	0.200	0	1	0	3	0	0	0	47	57	15.8
91	Scott Evans (total)	F	13	27	19	46	54	46	0	0	0.000	8	4	0	1	0	0	0	111	165	16.4
	ROC	F	0	0	0	0						0			0	0	0	0		0	0.0
	EDM	F	13	27	19	46	54					8	4	0	1	0	0	0		165	16.4
9	Gavin Prout	F	10	11	26	37	16	41	0	0	0.000	3	5	1	2	0	0	0	64	99	11.1
88	Zack Greer (total)	F	11	14	15	29	8	39	0	0	0.000	2	6	0	0	1	0	0	45	71	19.7
	MIN	F	4	5	5	10	4					0	2	0	0	0	0	0		21	23.8
	EDM	F	7	9	10	19	4					2	4	0	0	1	0	0		50	18.0
21	Mike McLellan (total)	F	15	10	16	26	0	24	0	0	0.000	3	6	0	2	0	0	0	53	70	14.3
	COL	F	9	7	8	15	0					3	5	0	1	0	0	0		44	15.9
	EDM	F	6	3	8	11	0					0	1	0	1	0	0	0		26	11.5
21	Andy Secore	F	12	12	13	25	2	41	0	0	0.000	2	1	0	1	0	0	0	46	74	16.2
73	Dean Hill	F	13	10	12	22	2	32	0	0	0.000	0	3	1	1	0	0	0	48	64	15.6
8	Scott Stewart	T	16	8	7	15	2	74	169	70	0.414	0	0	0	0	0	0	0	26	36	22.2
2	Brett Mydske	D	16	8	4	12	30	50	0	0	0.000	0	0	1	0	0	0	1	15	17	47.1
19	Bill Greer	D	16	4	8	12	6	82	53	13	0.245	0	0	1	0	1	0	0	9	13	30.8
81	Jim Quinlan	T	16	6	5	11	12	74	0	0	0.000	0	1	1	1	0	0	1	37	48	12.5
66	Alexander-Kedoh Hill	F	9	5	6	11	10	28	0	0	0.000	0	0	0	0	0	0	0	41	50	10.0
20	Dane Stevens	F	8	4	6	10	22	15	0	0	0.000	0	0	0	2	0	0	0	30	34	11.8
7	Kyle Sweeney (total)	T	15	3	7	10	2	67	11	4	0.364	0	0	0	0	0	0	0	12	16	18.8
	PHI	T	9	2	0	2	0					0	0	0	0	0	0	0		9	22.2
	EDM	T	6	1	7	8	2					0	0	0	0	0	0	0		7	14.3
33	John LaFontaine	D	11	6	1	7	2	23	0	0	0.000	0	0	0	0	0	0	0	13	14	42.9
7	Derek Sudcons	D	16	1	6	7	4	38	0	0	0.000	0	0	0	1	1	0	0	5	6	16.7
1	Matt Disher	G	16	0	6	6	0	29	0	0	0.000	0	0	0	0	0	0	0	0	0	0.0
6	John Lintz	D	9	1	2	3	8	21	0	0	0.000	0	0	0	0	0	0	0	2	2	50.0
4	Scott Tinning	F	2	0	3	3	0	3	0	0	0.000	0	0	0	0	0	0	0	4	8	0.0
88	Ian Hawksbee	D	7	0	3	3	2	38	0	0	0.000	0	0	0	0	0	0	0	6	7	0.0
10	Bruce Murray	D	10	0	3	3	11	24	0	0	0.000	0	0	0	0	0	0	0	1	1	0.0
3	Jarrett Toll	D	8	2	0	2	11	35	0	0	0.000	0	0	0	0	0	0	0	5	6	33.3
31	Rob Blasdel (total)	G	2	0	2	2	0	0	0	0	0.000	0	0	0	0	0	0	0	0	0	0.0
	COL	G	1	0	0	0	0					0	0	0	0	0	0	0		0	0.0
	EDM	G	1	0	2	2	0					0	0	0	0	0	0	0		0	0.0
96	Bobby McBride	T	2	0	1	1	0	8	0	0	0.000	0	0	0	0	0	0	0	2	2	0.0
	Brandon Atherton	G	3	0	0	0	0	0	0	0	0.000	0	0	0	0	0	0	0	0	0	0.0
43	Rory Graves	D	3	0	0	0	4	4	0	0	0.000	0	0	0	0	0	0	0	0	0	0.0
12	Pat Jones	D	7	0	0	0	2	19	163	84	0.515	0	0	0	0	0	0	0	0	0	0.0
30	David Morgan	D	8	0	0	0	23	8	1	0	0.000	0	0	0	0	0	0	0	0	0	0.0
77	Tyler Codron (total)	D	17	0	0	0	14	26	0	0	0.000	0	0	0	0	0	0	0	1	1	0.0
	WAS	D	8	0	0	0	10					0	0	0	0	0	0	0		0	0.0
	EDM	D	9	0	0	0	4					0	0	0	0	0	0	0		1	0.0
	BENCH		16	0			22													0	
TOTALS			16	175	269	444	297	1090	447	181		23	39	10	17	5	0	2	788	1089	0.161

No.	GOALIE	GP	MINS	W	L	EN	GA	GAA	SA	SVS	SV%
1	Matt Disher	16	878:14	5	10	1	180	12.30	721	541	0.750
0	Brandon Atherton	10	27:57	0	0	1	7	15.58	20	13	0.650
31	Rob Blasdel (total)	7	65:08	0	1	0	19	17.50	46	27	0.587
	COL	1	8:50	0	0	0	4	30.64	5	1	0.200
	EDM	6	57:18	0	1	0	15	15.71	41	26	0.634
TOTALS		16	962:29	5	11	2	202	12.59	782	580	0.742



QUINLAN

## EDMONTON RUSH ALL-TIME DRAFT HISTORY

### 2011 ENTRY DRAFT

Rd (overall)	Player Chosen	From
3 (20)	Jesse Fehr	Duke University

### 2011 DISPERSAL DRAFT (BOS)

Rd (overall)	Player Chosen
1 (2)	Kyle Rubisch
2 (11)	Ryan Dilks
3	Pass

### 2010 ENTRY DRAFT

Rd (overall)	Player Chosen	From
3 (28)	John LaFontaine	Whitby, ON
3 (29)	Alexander Kedoh Hill	Six Nations, ON
4 (38)	Cameron Holding	Florida Southern
5 (48)	Jarrett Toll	New Westminster, BC
6 (58)	Eric Lewthwaite	New Westminster, BC

### 2010 DISPERSAL DRAFT

Rd (overall)	Player Chosen
1 (7)	Bill Greer
2 (17)	Matt Alrich
3 (27)	Pass

### 2009 ENTRY DRAFT

Rd (overall)	Player Chosen	From
1 (9)	Corey Small	University of Albany
1 (12)	Scott Tinning	Brampton, ON
2 (14)	Dane Stevens	Brampton, ON
3 (25)	Brett Myske	New Westminster, B.C.
5 (42)	Geoff McNulty	St. Catharines, ON
5 (48)	Shane Lopatynski	Edmonton, AB
6 (52)	Craig Zeeh	Kitchener, ON

### 2009 DISPERSAL DRAFT

Rd (overall)	Player Chosen
1 (1)	Brodie Merrill
2 (12)	Matt Disher
3 (23)	Pat Jones

### 2008 ENTRY DRAFT

Rd (overall)	Player Chosen	From
1 (4)	Jamie Floris	Bellarmino University
1 (10)	Ryan Campbell	Dowling College
3 (27)	Kelly Kilpatrick	Coquitlam, BC
5 (51)	Myles Kenny	Victoria, BC
6 (64)	Adam Foss	New Westminster, BC

### 2008 DISPERSAL DRAFT (CHI)

Rd (overall)	Player Chosen
1 (2)	Scott Self
2 (14)	Callum Crawford
3 (23)	Darryl Gibson

### 2008 DISPERSAL DRAFT (AZ)

Rd (overall)	Player Chosen
1 (2)	Andy Secore
2 (15)	Chris Seller

### 2007 ENTRY DRAFT

Rd (overall)	Player Chosen	From
2 (15)	Steve Hutchins	Whitby, ON
3 (34)	John Lintz	Coquitlam, BC
4 (45)	Steve Conrad	Clarington, ON
4 (48)	Dan Hartzell	St. Andrews College
5 (62)	Calvin Craig	Coquitlam, BC
6 (76)	Jordan Coffey	Brampton, ON

### 2007 DISPERSAL DRAFT

Rd (overall)	Player Chosen
2 (20)	Chris Seller
3 (29)	Chris McKay

### 2006 ENTRY DRAFT

Rd (overall)	Player Chosen	From
3 (28)	Kurtis Wagar	St. Catharines, ON
4 (46)	Cory Melville	Burnaby, BC
5 (54)	Kris Hartzell	St. Andrew's College

### 2005 ENTRY DRAFT

Rd (overall)	Player Chosen	From
2 (14)	Mike McLellan	Mercyhurst College
3 (24)	Greg Whitenect	Edmonton, AB
3 (30)	Shane Pederson	Victoria, BC
4 (35)	Brad Rennie	Elmira College
5 (46)	Jon Maresse	Edmonton, AB
6 (57)	Kyle Dupont	Peterborough, ON
6 (60)	Aaron Davis	Coquitlam, BC

### 2005 EXPANSION DRAFT

Selection	Player Chosen	From
2	Rob Blasdel	San Jose
4	Kevin Howard	Calgary
6	Sandy Chapman	Toronto
8	Pat Campbell	Rochester
10	Brad Dairon	San Jose
12	Randy Daly	Colorado
14	Scott Campbell	Minnesota
16	Cory Bomberry	Arizona
18	Jeff Spano	Philadelphia

### 2005 DISPERSAL DRAFT

Rd (overall)	Player Chosen
1 (1)	Rory Graves
2 (12)	Damien Davis



## EDMONTON RUSH SINGLE-SEASON RECORDS

### GOALS

Chris Gill	37	2007
Ryan Ward	31	2010
Dan Stroup	29	2007
Dan Teat	28	2009
Scott Evans	27	2011
Gavin Prout	27	2010
Ryan Ward	25	2011
Jim Quinlan	23	2007
Andy Secore	23	2009
Corey Small	23	2011

### ASSISTS

Ryan Ward	43	2010
Dan Teat	41	2009
Gavin Prout	40	2010
Andy Secore	40	2009
Corey Small	40	2011
Brodie Merrill	38	2011
Brodie Merrill	36	2010
Jason Wulder	35	2007
Andy Secore	34	2010
Ryan Ward	33	2011

### POINTS

Ryan Ward	74	2010
Dan Teat	69	2009
Gavin Prout	67	2010
Andy Secore	63	2009
Corey Small	63	2011
Chris Gill	62	2007
Ryan Ward	58	2011
Andy Secore	56	2010
Jim Quinlan	55	2007
Brodie Merrill	53	2010
Jim Quinlan	53	2008

### LOOSE BALLS

Brodie Merrill	190	2010
Brodie Merrill	187	2011
Ian Hawksbee	150	2009
Chris McKay	142	2009
Ian Hawksbee	136	2010
Ian Hawksbee	123	2008
Chris McElroy	101	2008
Andrew Turner	95	2006
Scott Self	90	2009
Jim Quinlan	87	2010

### PENALTY MINUTES

Jamie Floris	67	2009
Trent Smalley	64	2006
Scott Evans	54	2011
Ian Crashley	50	2010
Ian Hawksbee	47	2008
Buck Stobart	44	2008
Ryan McNish	44	2009
Chris McElroy	36	2009
Brodie Merrill	34	2011
Andrew Turner	34	2007
Chris McKay	34	2008

### FACE-OFFS WON

Pat Jones	132	2010
Mac Allen	115	2007
Brad Dairon	113	2006
Pat Jones	84	2011
Shayne Bennett	71	2009
Scott Stewart	70	2011
Scott Self	68	2009
Rob Williams	66	2008
Mac Allen	53	2008
Rob Williams	48	2007
Mike Accursi	48	2008

### SAVES

Matt Disher	541	2011
Matt Disher	527	2010
Curtis Palidwor	465	2007
Pat Campbell	456	2006
Chris Levis	386	2009
Curtis Palidwor	369	2008
Steve Dietrich	198	2009
Pat Campbell	147	2007
Dwight Maetche	138	2006
Matt Disher	126	2008



## EDMONTON RUSH CAREER RECORDS

### GAMES PLAYED

Jim Quinlan	95
Rory Graves	76
Chris McElroy	65
Ian Hawksbee	54
Derek Suddons	46
Andy Secore	44
Buck Stobart	43
Matt Disher	41
Rob Williams	33
Andrew Turner	32
Ryan Ward	32
Brodie Merrill	32
Scott Stewart	32
Dan Stroup	32
Brandon Atherton	32

### GOALS

Jim Quinlan	95
Andy Secore	57
Ryan Ward	56
Dan Stroup	50
Chris Gill	49
Corey Small	40
Gavin Prout	38
Dan Teat	33
Mike Hominuck	31
Jamey Bowen	30

### ASSISTS

Jim Quinlan	108
Andy Secore	87
Ryan Ward	76
Brodie Merrill	74
Gavin Prout	66
Corey Small	62
Jamey Bowen	57
Dan Teat	53
Mike Hominuck	49
Jason Wulder	47
Randy Daly	47

### POINTS

Jim Quinlan	203
Andy Secore	144
Ryan Ward	132
Gavin Prout	104
Corey Small	102
Brodie Merrill	100
Dan Stroup	93
Jamey Bowen	87
Dan Teat	86
Mike Hominuck	80

### LOOSE BALLS

Jim Quinlan	457
Ian Hawksbee	447
Brodie Merrill	377
Chris McElroy	294
Rory Graves	213
Chris McKay	198
Andrew Turner	166
Andy Secore	143
Cam Bergman	139
Scott Stewart	136

### PENALTY MINUTES

Jim Quinlan	134
Chris McElroy	129
Ian Hawksbee	79
Buck Stobart	70
Jamie Floris	67
Andrew Turner	66
Brodie Merrill	65
Trent Smalley	64
Brett Mydske	62
Ryan McNish	57
Ian Crashley	57

### FACE-OFFS WON

Pat Jones	216
Mac Allen	168
Rob Williams	153
Brad Dairon	113
Shayne Bennett	71
Scott Stewart	70
Scott Self	68
Mike Accursi	48
Jordan Sundher	42
Gavin Prout	31

### SAVES

Matt Disher	1194
Curtis Palidwor	834
Pat Campbell	603
Chris Levis	386
Steve Dietrich	198
Brandon Atherton	160
Dwight Maetche	138
Matt King	74
Rob Blasdell	26
Kurtis Wagar	20





**EDMONTON RUSH ALL-TIME VS. OPPONENTS**

	REGULAR SEASON						PLAYOFFS					
	ROAD		HOME		OVERALL		ROAD		HOME		OVERALL	
	GP	W L	GP	W L	GP	W L	GP	W L	GP	W L	GP	W L
Buffalo	-	- -	2	1 1	2	1 1						
Calgary	8	2 6	12	2 10	20	4 16	1	1 0	-	- -	1	1 0
Colorado	9	3 6	7	2 5	16	5 11						
Minnesota	3	1 2	3	2 1	6	3 3						
Philadelphia	-	- -	2	1 1	2	1 1						
Rochester	2	1 1	1	1 0	3	2 1						
Toronto	5	0 5	6	4 2	11	4 6						
Washington	9	2 7	7	3 4	16	5 11						
(as Was.Stealth)	3	2 1	3	2 1	6	4 2	1	0 1	-	- -	1	0 1
(as San Jose)	6	0 6	4	1 3	10	1 9						
TOTALS:	11-37		20-28		31-64		1-1		0-0		1-1	





# MINNESOTA SWARM

Xcel Energy Center • 317 Washington Street • St. Paul, MN 55102  
Phone: 888-667-9276 • [www.mnswarm.com](http://www.mnswarm.com)

## CLUB DIRECTORY



**Joe Sullivan**  
Associate  
General Manager



**Mike Lines**  
Head Coach



**Alec Schimke**  
Media Relations  
Coordinator



Owner and President: ..... John Arlotta  
Co-Owner and Vice President: ..... Andy Arlotta  
Associate General Manager: ..... Joe Sullivan  
Head Coach: ..... Mike Lines  
Assistant Coaches: ..... Aime Caines, Bobby Keast & Joe Sullivan  
Director, Brand Marketing and Communications: ..... Matt McCormack  
Media Relations Coordinator: ..... Alec Schimke  
Phone: ..... 651-726-1759  
E-Mail: ..... [aschimke@mnswarm.com](mailto:aschimke@mnswarm.com)  
Broadcast Partners: ..... KSTC-TV 45 (TV), KFGI 101.5 SAM FM (Radio), NLL Network (Online)

## TEAM INFORMATION

Home Arena/Seating Capacity ..... Xcel Energy Center/18,064  
NLL Team Established ..... 2005  
Colors ..... Blue, Yellow and Gray

### 2012 Schedule

Jan. 14 Minnesota @ Colorado  
Jan. 28 Buffalo @ Minnesota  
Feb. 4 Minnesota @ Rochester  
Feb. 10 Edmonton @ Minnesota  
Feb. 12 Rochester @ Minnesota  
Feb. 18 Colorado @ Minnesota  
Feb. 24 Minnesota @ Washington  
Mar. 3 Minnesota @ Calgary  
Mar. 17 Minnesota @ Buffalo  
Mar. 25 Minnesota @ Washington  
Mar. 30 Calgary @ Minnesota  
Mar. 31 Minnesota @ Edmonton  
Apr. 6 Minnesota @ Philadelphia  
Apr. 14 Washington @ Minnesota  
Apr. 21 Philadelphia @ Minnesota  
Apr. 28 Colorado @ Minnesota

### 2011 Results

Regular Season Record: 8-8 • Playoffs: 0-1

Jan. 8 Rochester 11 @ Minnesota 10  
Jan. 14 Minnesota 16 @ Washington 8  
Jan. 22 Edmonton 8 @ Minnesota 9  
Jan. 29 Washington 10 @ Minnesota 11  
Feb. 4 Minnesota 12 @ Buffalo 15  
Feb. 12 Minnesota 10 @ Rochester 12  
Feb. 19 Boston 14 @ Minnesota 11  
Feb. 20 Minnesota 12 @ Colorado 10  
Mar. 4 Minnesota 11 @ Colorado 10  
Mar. 25 Minnesota 13 @ Edmonton 14  
Mar. 27 Buffalo 12 @ Minnesota 9  
Apr. 1 Minnesota 12 @ Calgary 15  
Apr. 2 Calgary 8 @ Minnesota 13  
Apr. 9 Minnesota 15 @ Washington 16  
Apr. 16 Philadelphia 9 @ Minnesota 11  
Apr. 23 Colorado 8 @ Minnesota 12  
Apr. 30 Washington 14 @ Minnesota 8 \*

\* - Playoff game

## 2011 MINNESOTA SWARM REGULAR SEASON STATISTICS

No.	PLAYER	POS	GP	G	A	PTS	PIM	LB	FOA	FOW	FO%	PP	PPA	SHG	SHA	GW	OT	EN	SOG	SH	SH%
21	Ryan Benesch	F	16	46	49	95	4	79	0	0	0.000	4	14	2	1	2	2	0	137	189	24.3
98	Callum Crawford	F	16	27	43	70	6	57	0	0	0.000	6	16	0	0	1	0	0	116	150	18.0
10	Aaron Wilson	F	16	23	34	57	8	35	0	0	0.000	7	5	0	1	3	0	0	105	134	17.2
19	Jamie Shewchuk (total)	F	16	18	27	45	8	65	0	0	0.000	5	4	3	0	0	0	0	88	120	15.0
	COL	F	5	5	10	15	2					3	3	1	0	0	0	0		38	13.2
	MIN	F	11	13	17	30	6					2	1	2	0	0	0	0		82	15.9
27	Mat Giles	F	16	16	27	43	14	38	5	2	0.400	7	6	1	0	1	0	0	65	92	17.4
71	Kevin Ross	F	16	12	23	35	14	46	0	0	0.000	0	5	1	2	0	0	0	75	94	12.8
17	Sean Pollock	F	16	9	18	27	33	19	0	0	0.000	2	1	0	2	0	0	0	56	75	12.0
22	Andrew Watt	T	13	16	5	21	4	70	2	0	0.000	0	0	4	0	0	0	1	31	38	42.1
11	Richard Morgan	T	15	6	8	14	6	35	0	0	0.000	0	0	0	0	1	0	0	14	16	37.5
9	Tyler Hass	T	14	8	2	10	18	44	0	0	0.000	0	0	0	0	0	0	1	10	13	61.5
88	Zack Greer	F	4	5	5	10	4	6	0	0	0.000	0	2	0	0	0	0	0	13	21	23.8
20	Andrew Suito	T	13	5	5	10	44	108	189	74	0.392	0	0	1	0	0	0	2	11	12	41.7
93	Nick Patterson	G	15	0	10	10	4	12	0	0	0.000	0	1	0	1	0	0	0	0	2	0.0
23	Jon Sullivan	D	16	0	9	9	8	60	5	0	0.000	0	0	0	3	0	0	0	6	6	0.0
4	Joe Cinosky	D	15	0	8	8	22	20	8	3	0.375	0	0	0	0	0	0	0	3	5	0.0
15	Tim Campeau	F	4	1	6	7	0	14	0	0	0.000	0	1	0	0	0	0	0	12	22	4.5
50	Ryan Cousins	D	7	0	5	5	2	20	3	1	0.333	0	0	0	2	0	0	0	1	1	0.0
31	Kevin Crosswell	G	4	0	4	4	0	3	0	0	0.000	0	0	0	2	0	0	0	0	0	0.0
15	Shayne Bennett (total)	D	7	0	4	4	19	32	89	24	0.270	0	0	0	0	0	0	0	1	1	0.0
	COL	D	0	0	0	0	0					0	0	0	0	0	0	0		0	0.0
	MIN	D	7	0	4	4	19					0	0	0	0	0	0	0		1	0.0
12	Eric Pacey	D	8	0	2	2	16	14	0	0	0.000	0	0	0	0	0	0	0	1	1	0.0
24	Rory Smith	D	15	0	2	2	47	60	2	0	0.000	0	0	0	0	0	0	0	0	0	0.0
16	Noah Talbot	D	16	0	2	2	6	22	0	0	0.000	0	0	0	0	0	0	0	1	2	0.0
26	Ryan Sharp	T	1	0	0	0	2	12	0	0	0.000	0	0	0	0	0	0	0	3	3	0.0
57	Brook Boyle	T	2	0	0	0	7	3	0	0	0.000	0	0	0	0	0	0	0	1	1	0.0
85	Matt Kelly	D	7	0	0	0	11	15	0	0	0.000	0	0	0	0	0	0	0	1	1	0.0
47	Travis Hill	T	10	0	0	0	35	49	125	37	0.296	0	0	0	0	0	0	0	2	2	0.0
34	Nick Inch	D	14	0	0	0	4	42	5	1	0.200	0	0	0	0	0	0	0	0	0	0.0
	BENCH		16	0			22													0	
TOTALS			16	187	288	475	366	962	433	142		28	52	11	14	8	2	4	726	963	0.194

No.	GOALIE	GP	MINS	W	L	EN	GA	GAA	SA	SVS	SV%
93	Nick Patterson	16	812:20	7	6	0	150	11.08	647	497	0.768
31	Kevin Crosswell	16	154:56	1	2	0	30	11.69	146	116	0.795
TOTALS		16	966:16	8	8	0	180	11.18	793	613	0.773

## 2011 MINNESOTA SWARM PLAYOFF STATISTICS

No.	PLAYER	POS	GP	G	A	PTS	PIM	LB	FOA	FOW	FO%	PP	PPA	SHG	SHA	GW	OT	EN	SOG	SH	SH%
71	Kevin Ross	F	1	2	2	4	0	3	0	0	0.000	1	1	0	0	0	0	0	7	8	25.0
98	Callum Crawford	F	1	2	1	3	2	3	0	0	0.000	0	1	0	0	0	0	0	9	14	14.3
10	Aaron Wilson	F	1	1	2	3	0	6	0	0	0.000	1	0	0	0	0	0	0	7	15	6.7
21	Ryan Benesch	F	1	0	3	3	2	6	0	0	0.000	0	2	0	0	0	0	0	11	15	0.0
23	Jon Sullivan	D	1	0	3	3	0	3	0	0	0.000	0	0	0	0	0	0	0	0	0	0.0
19	Jamie Shewchuk	F	1	1	1	2	0	9	0	0	0.000	0	0	0	0	0	0	0	4	6	16.7
11	Richard Morgan	T	1	1	0	1	0	4	0	0	0.000	0	0	0	0	0	0	0	1	1	100.0
20	Andrew Suito	T	1	1	0	1	2	19	24	11	0.458	0	0	0	0	0	0	0	1	1	100.0
85	Matt Kelly	D	1	0	1	1	0	3	0	0	0.000	0	0	0	0	0	0	0	0	0	0.0
50	Ryan Cousins	D	1	0	0	0	0	0	0	0	0.000	0	0	0	0	0	0	0	0	0	0.0
27	Mat Giles	F	1	0	0	0	2	2	2	1	0.500	0	0	0	0	0	0	0	2	2	0.0
9	Tyler Hass	T	1	0	0	0	0	4	0	0	0.000	0	0	0	0	0	0	0	2	2	0.0
34	Nick Inch	D	1	0	0	0	0	1	0	0	0.000	0	0	0	0	0	0	0	0	0	0.0
12	Eric Pacey	D	1	0	0	0	2	2	0	0	0.000	0	0	0	0	0	0	0	0	0	0.0
93	Nick Patterson	G	1	0	0	0	0	0	0	0	0.000	0	0	0	0	0	0	0	0	0	0.0
17	Sean Pollock	F	1	0	0	0	0	2	0	0	0.000	0	0	0	0	0	0	0	2	6	0.0
24	Rory Smith	D	1	0	0	0	2	0	0	0	0.000	0	0	0	0	0	0	0	0	0	0.0
16	Noah Talbot	D	1	0	0	0	0	0	0	0	0.000	0	0	0	0	0	0	0	0	0	0.0
22	Andrew Watt	T	1	0	0	0	0	2	0	0	0.000	0	0	0	0	0	0	0	2	3	0.0
	BENCH		1	0			0													0	
TOTALS			1	8	13	21	12	69	26	12		2	4	0	0	0	0	0	48	73	0.110

No.	GOALIE	GP	MINS	W	L	EN	GA	GAA	SA	SVS	SV%
31	Kevin Crosswell	1	0:00	0	0	0	0	0.00	0	0	0.000
93	Nick Patterson	1	60:00	0	1	0	14	14.00	52	38	0.731
TOTALS		1	60:00	0	1	0	14	14.00	52	38	0.731

## MINNESOTA SWARM ALL-TIME DRAFT HISTORY

### 2011 ENTRY DRAFT

Rd (overall)	Player Chosen	From
1 (4)	Jordan McIntosh	Rochester Inst. of Tech.
1 (6)	Evan Kirk	Hobart College
2 (12)	Corbyn Tao	Robert Morris University
3 (19)	Jay Card	Hofstra University
3 (27)	David Earl	Notre Dame
4 (29)	Brian Karalunas	Villanova University
4 (31)	Patrick Smith	Robert Morris University
5 (39)	Jeremy Boltus	U.S. Military Academy
6 (48)	Todd Baxter	University of Denver

### 2011 DISPERSAL DRAFT (BOS)

Rd (overall)	Player Chosen
1 (3)	Anthony Cosmo
1 (4)	Josh Sanderson
1 (9)	Greg Downing
2 (13)	Mitch Belisle
3 (22)	Jason Duboe
4 (30)	Tyler Collins
5	Pass

### 2010 ENTRY DRAFT

Rd (overall)	Player Chosen	From
1 (4)	Andrew Sutor	Rochester Inst. of Tech.
2 (15)	Scott Rodgers	Univ. of Notre Dame
2 (18)	Josh Gillam	Dartmouth College
3 (27)	Ryan Hurley	Cornell University
5 (45)	John McClure	Dowling College
6 (55)	Steve Waldeck	Stony Brook Univ.

### 2010 DISPERSAL DRAFT

Rd (overall)	Player Chosen
1 (4)	Rory Smith
2 (14)	Tim O'Brien
3 (24)	Matt Bocklet
4 (36)	Pass

### 2009 ENTRY DRAFT

Rd (overall)	Player Chosen	From
1 (3)	Zach Greer	Bryant University
4 (36)	Kevin Colleluori	Colgate University
5 (44)	Cody Johnson	Onondaga C.C.
6 (54)	Matt Kelly	University of Virginia

### 2009 DISPERSAL DRAFT

Rd (overall)	Player Chosen
1 (3)	Scott Stewart
1 (6)	Richard Morgan
2 (14)	Tim Campeau
3 (25)	Bruce Alexander

### 2008 ENTRY DRAFT

Rd (overall)	Player Chosen	From
1 (8)	Andrew Watt	Robert Morris College
1 (11)	Kevin Buchanan	Ohio State University
1 (13)	Joe Cinosky	University of Maryland
2 (24)	Tom Michaelsen	St. John's University
4 (38)	Ricky Pages	Ohio State University
4 (40)	Justin Haworth	Limestone College
6 (73)	Bruce Bickford	Drexel University

### 2008 DISPERSAL DRAFT (CHI)

Rd (overall)	Player Chosen
1 (10)	Kevin Fines
2 (20)	Drew Candy

### 2008 DISPERSAL DRAFT (AZ)

Rd (overall)	Player Chosen
1 (11)	Chris McKay
2 (24)	Brad Dairon

### 2007 ENTRY DRAFT

Rd (overall)	Player Chosen	From
1 (9)	Justin Norbraten	Bellarmine University
2 (18)	Brandon Swamp	SUNY Potsdam
2 (23)	Marc Jackson	Whitby, ON
2 (27)	Chris Courtney	Six Nations, ON
4 (51)	Angus Goodleaf	Burnaby, BC
5 (60)	Brad Favero	Canisius College
6 (79)	Mike Paul	New Westminster, BC

### 2007 DISPERSAL DRAFT

Rd (overall)	Player Chosen
1 (5)	Andy Secore
1 (8)	Ryan Avery
2 (17)	Mike Grimes
3 (32)	Mark Tinning

### 2006 ENTRY DRAFT

Rd (overall)	Player Chosen	From
3 (30)	Tyler Haas	Victoria, BC
3 (31)	Kevin Crosswell	Port Coquitlam, BC
4 (44)	Kevin Milkowski	Victoria, BC
5 (57)	Andrew Witt	New Westminster, BC
5 (63)	Dave Ellis	Six Nations, ON
6 (70)	Huey Johnson	Six Nations, ON

### 2005 ENTRY DRAFT

Rd (overall)	Player Chosen	From
2 (17)	Nolan Heavenor	Limestone College
4 (37)	Nate Andres	Whitby, ON
4 (38)	Tyler Perry	Whitby, ON
5 (48)	Dean Hill	Spartan, ON
6 (59)	Mike Leong	Surrey, BC

### 2005 DISPERSAL DRAFT

Rd (overall)	Player Chosen
1 (4)	Bruce Murray
2 (15)	Ryan Powell

### 2004 EXPANSION DRAFT

Selection	Player Chosen	From
1	Cam Bergman	Anaheim Storm
2	Sean Pollock	Arizona Sting
3	Jason Clark	Buffalo Bandits
4	Matt King	Calgary Roughnecks
5	Curtis Smith	Colorado Mammoth
6	Shawn Nadelén	Philadelphia Wings
7	John Harasym	Rochester Knighthawks
8	Dan Teat	San Jose Stealth
9	Rusty Kruger	Toronto Rock
10	Bruce Alexander	Vancouver Ravens

### 2004 ENTRY DRAFT

Rd (overall)	Player Chosen	From
1 (6)	Ryder Bateman	Victoria, BC
2 (10)	Scott Campbell	Brooklin, ON
5 (44)	Kyle Ross Port	Coquitlam, BC
6 (55)	Mike Attwood	St. Catharines, ON

### 2004 DISPERSAL DRAFT

Rd (overall)	Player Chosen
1 (1)	Craig Conn
1 (6)	Nick Patterson
2 (11)	D'Arcy Berthiome

## MINNESOTA SWARM SINGLE-SEASON RECORDS

### GOALS

Ryan Benesch	46	2011
Aaron Wilson	40	2010
Ryan Ward	33	2008
Callum Crawford	32	2010
Dean Hill	32	2007
Ryan Benesch	28	2010
Andy Secore	28	2008
Callum Crawford	27	2011
Kelly Hall	27	2005
Craig Point	27	2008

### LOOSE BALLS

Jay Thorimbert	152	2010
Ryan Cousins	108	2007
Travis Hill	108	2008
Andrew Sutor	108	2011
Mark Miyashita	98	2007
Riley Kemp	94	2005
Chad Culp	89	2008
Ryan Sharp	89	2009
D'Arcy Berthiaume	88	2005
3 players with	87	

### SAVES

Nick Patterson	598	2008
Matt Disher	512	2005
Nick Patterson	497	2011
Nick Patterson	459	2010
Nick Patterson	430	2007
Nick Patterson	342	2006
Kevin Crowell	331	2009
Matt Disher	266	2006
Nick Patterson	249	2009
Matt Disher	169	2007

### ASSISTS

Callum Crawford	64	2010
Ryan Benesch	55	2010
Ryan Ward	52	2007
Ryan Benesch	49	2011
Aaron Wilson	49	2010
Andy Secore	48	2008
Ryan Ward	47	2006
Callum Crawford	43	2011
Sean Pollock	41	2007
Sean Pollock	39	2009

### PENALTY MINUTES

Travis Hill	86	2008
Ryan Sharp	72	2008
Mike Kilby	56	2007
Rory Smith	47	2011
Sean Pollock	46	2010
Ryan Cousins	45	2005
Mike Kilby	45	2005
Andrew Sutor	44	2011
Eric Pacey	40	2007
Ryan Cousins	36	2008

### POINTS

Callum Crawford	96	2010
Ryan Benesch	95	2011
Aaron Wilson	89	2010
Ryan Benesch	83	2010
Andy Secore	76	2008
Ryan Ward	75	2007
Callum Crawford	70	2011
Ryan Ward	69	2008
Sean Pollock	67	2007
Ryan Ward	66	2006

### FACE-OFFS WON

Jay Thorimbert	180	2010
Mark Miyashita	129	2007
Travis Hill	104	2009
D'Arcy Berthiaume	99	2005
Travis Hill	93	2007
Travis Hill	81	2008
Mark Miyashita	80	2006
Craig Conn	79	2005
Andrew Sutor	74	2011
Kevin Fines	50	2009





## MINNESOTA SWARM CAREER RECORDS

### GAMES PLAYED

Sean Pollock	105
Jon Sullivan	104
Nick Patterson	101
Noah Talbot	94
Ryan Cousins	91
Eric Pacey	83
Ryan Ward	73
Chad Culp	71
Kevin Croswell	64
Travis Hill	53

### POINTS

Sean Pollock	331
Ryan Ward	310
Chad Culp	223
Aaron Wilson	189
Ryan Benesch	178
Callum Crawford	166
Kevin Ross	120
Kasey Beirnes	95
Dean Hill	90
Kelly Hall	90

### FACE-OFFS WON

Travis Hill	339
Mark Miyashita	247
Jay Thorimbert	180
D'Arcy Berthiaume	148
Craig Conn	79
Andrew Sutor	74
Darren Halls	59
Kevin Fines	50
Andrew Biers	31
Shayne Bennett	24

### GOALS

Sean Pollock	131
Ryan Ward	114
Chad Culp	86
Aaron Wilson	85
Ryan Benesch	74
Callum Crawford	59
Kelly Hall	51
Kevin Ross	49
Dean Hill	49
Kasey Beirnes	47

### LOOSE BALLS

Ryan Cousins	448
Jon Sullivan	385
Sean Pollock	377
Chad Culp	361
Noah Talbot	331
Travis Hill	325
Ryan Ward	248
Ryan Sharp	237
Mark Miyashita	228
Eric Pacey	225
Riley Kemp	225

### SAVES

Nick Patterson	2637
Matt Disher	947
Kevin Croswell	623
John McLellan	31

### ASSISTS

Sean Pollock	200
Ryan Ward	196
Chad Culp	137
Callum Crawford	107
Aaron Wilson	104
Ryan Benesch	104
Kevin Ross	71
Jamie Taylor	51
Andy Secore	48
Kasey Beirnes	48

### PENALTY MINUTES

Sean Pollock	184
Travis Hill	176
Ryan Cousins	167
Ryan Sharp	140
Eric Pacey	133
Mike Kilby	119
Jon Sullivan	105
Chad Culp	75
Riley Kemp	68
Noah Talbot	64



**CRAWFORD**

## MINNESOTA SWARM ALL-TIME VS. OPPONENTS

	REGULAR SEASON						PLAYOFFS					
	ROAD GP W L	HOME GP W L	OVERALL GP W L	ROAD GP W L	HOME GP W L	OVERALL GP W L	ROAD GP W L	HOME GP W L	OVERALL GP W L	ROAD GP W L	HOME GP W L	OVERALL GP W L
Buffalo	9 2 7	6 0 6	15 2 13	2 0 2	- - -	2 0 2						
Calgary	6 2 4	3 2 1	9 4 5									
Colorado	4 3 1	6 2 4	10 5 5									
Edmonton	3 1 2	3 2 1	6 3 3									
Philadelphia	7 3 4	8 5 3	15 8 7									
Rochester	6 2 4	7 2 5	13 4 9									
Toronto	5 3 2	4 2 2	9 5 4									
Washington	6 3 3	4 4 0	10 7 3	1 0 1	1 0 1	2 0 2						
(as Was.Stealth)	3 1 2	2 2 0	5 3 2	1 0 1	1 0 1	2 0 2						
(as San Jose)	3 2 1	2 2 0	5 4 1									
<b>TOTALS:</b>	<b>26-30</b>	<b>25-31</b>	<b>51-61</b>	<b>0-3</b>	<b>0-2</b>	<b>0-5</b>						





# PHILADELPHIA WINGS

Wells Fargo Center • 3601 South Broad Street • Philadelphia, PA 19148  
Phone: 215-389-9464 • [www.wingslax.com](http://www.wingslax.com)


## CLUB DIRECTORY



**Russ Cline**  
Owner and  
Governor



**Johnny Mouradian**  
General Manager and  
Head Coach



**Zack Lloyd**  
Media Relations



President/Owner: ..... Russ Cline  
Executive Vice-Presidents/Co-Owners: ..... Chris Fritz, Michael French  
Co-Owners: ..... Brad Brewster, Ted Goldthorpe  
General Manager & Head Coach: ..... Johnny Mouradian  
Assistant Coaches: ..... Blane Harrison, Jim Milligan & Chris Sanderson  
Athletic Trainer: ..... Kyle Miller  
Director of Marketing: ..... Nikki Varoutsos  
Media Relations..... Zack Lloyd  
Phone: ..... 215-952-7321  
E-Mail: ..... [zlloyd@comcast-spectacor.com](mailto:zlloyd@comcast-spectacor.com)  
Broadcast Partners: ..... Comcast SportsNet (TV), WBCZ-FM 88.9 (Radio), NLL Network (Online)

## TEAM INFORMATION

Home Arena/Seating Capacity ..... Wells Fargo Center/12,096  
NLL Team Established..... 1986  
Colors ..... Red, Black and White

### 2012 Schedule

Jan. 14 Rochester @ Philadelphia  
Jan. 21 Washington @ Philadelphia  
Jan. 27 Philadelphia @ Buffalo  
Feb. 4 Toronto @ Philadelphia  
Feb. 12 Buffalo @ Philadelphia  
Feb. 18 Philadelphia @ Toronto  
Feb. 24 Philadelphia @ Edmonton  
Mar. 3 Rochester @ Philadelphia  
Mar. 9 Philadelphia @ Toronto  
Mar. 17 Edmonton @ Philadelphia  
Mar. 23 Philadelphia @ Colorado  
Mar. 25 Colorado @ Philadelphia  
Apr. 6 Minnesota @ Philadelphia  
Apr. 7 Philadelphia @ Buffalo  
Apr. 21 Philadelphia @ Minnesota  
Apr. 28 Philadelphia @ Rochester

### 2011 Results

Regular Season Record: 5-11 • Playoffs: Did not qualify

Jan. 8 Boston 10 @ Philadelphia 6  
Jan. 15 Buffalo 9 @ Philadelphia 6  
Jan. 22 Philadelphia 11 @ Colorado 10  
Jan. 28 Philadelphia 11 @ Boston 5  
Jan. 29 Colorado 11 @ Philadelphia 12  
Feb. 5 Philadelphia 6 @ Rochester 11  
Feb. 12 Buffalo 16 @ Philadelphia 7  
Feb. 19 Philadelphia 10 @ Buffalo 9  
Feb. 26 Toronto 16 @ Philadelphia 13  
Mar. 4 Philadelphia 10 @ Toronto 15  
Mar. 5 Calgary 13 @ Philadelphia 7  
Mar. 26 Philadelphia 10 @ Rochester 13  
Apr. 2 Toronto 11 @ Philadelphia 12  
Apr. 9 Philadelphia 7 @ Boston 9  
Apr. 10 Rochester 10 @ Philadelphia 6  
Apr. 16 Philadelphia 9 @ Minnesota 11



## 2011 PHILADELPHIA WINGS REGULAR SEASON STATISTICS

No.	PLAYER	POS	GP	G	A	PTS	PIM	LB	FOA	FOW	FO%	PP	PPA	SHG	SHA	GW	OT	EN	SOG	SH	SH%
23	Athan Iannucci	F	13	29	32	61	4	68	0	0	0.000	9	13	0	1	0	0	0	123	179	16.2
26	Drew Westervelt	F	15	27	27	54	14	50	0	0	0.000	7	12	3	0	2	0	0	99	135	20.0
2	Brendan Mundorf	F	15	16	34	50	12	75	0	0	0.000	4	15	1	0	0	0	0	89	138	11.6
14	Ryan Boyle	F	16	12	31	43	0	45	0	0	0.000	3	9	0	2	0	0	0	70	97	12.4
87	Alex Turner	F	16	17	22	39	29	56	0	0	0.000	8	6	0	0	1	0	0	88	127	13.4
18	Max Seibald	T	15	10	14	24	21	53	3	1	0.333	0	1	0	0	0	0	0	47	61	16.4
92	Paul Dawson	D	16	5	9	14	35	50	0	0	0.000	0	0	0	0	1	0	0	19	27	18.5
33	Bill McGlone	F	15	3	9	12	4	44	0	0	0.000	0	0	1	1	0	0	0	31	56	5.4
9	Dan Hardy	D	5	5	4	9	0	5	0	0	0.000	3	1	0	1	0	0	0	14	18	27.8
27	Ryan McClelland	T	11	3	5	8	0	31	1	0	0.000	0	0	0	0	0	0	0	14	23	13.0
8	Steve Holmes	D	15	1	6	7	20	69	0	0	0.000	0	0	0	1	0	0	0	5	8	12.5
17	David Brock (total)	T	13	3	3	6	8	44	0	0	0.000	0	0	0	0	0	0	0	14	23	13.0
	BOS	T	2	0	1	1	0					0	0	0	0	0	0	0	2	0	0.0
	PHI	T	11	3	2	5	8					0	0	0	0	0	0	0	21	14	14.3
40	Matt Danowski	F	3	2	4	6	0	10	0	0	0.000	0	0	0	0	1	0	0	16	33	6.1
13	Brett Manney	D	16	1	5	6	12	61	1	0	0.000	0	1	0	0	0	0	0	2	6	16.7
25	Patrick Heim	D	9	0	6	6	2	27	79	33	0.418	0	0	0	1	0	0	0	5	5	0.0
36	Brandon Miller	G	15	0	6	6	0	19	0	0	0.000	0	0	0	0	0	0	0	0	0	0.0
3	Matt Alrich	D	10	4	1	5	4	13	0	0	0.000	0	0	0	0	0	0	0	4	4	100.0
34	Shawn Nadelen	D	12	0	4	4	6	41	1	0	0.000	0	0	0	2	0	0	0	2	2	0.0
7	Kyle Sweeney	T	9	2	0	2	0	43	0	0	0.000	0	0	0	0	0	0	0	7	9	22.2
41	Ryan McFadyen	D	9	1	1	2	9	8	0	0	0.000	0	0	0	0	0	0	0	1	1	100.0
21	Jeff Reynolds	D	13	1	1	2	9	97	301	182	0.605	0	0	0	0	0	0	0	6	8	12.5
10	Matt Zash (total)	D	10	0	2	2	2	56	58	22	0.379	0	0	0	0	0	0	0	3	3	0.0
	ROC	D	4	0	1	1	2					0	0	0	0	0	0	0	0	0	0.0
	PHI	D	6	0	1	1	0					0	0	0	0	0	0	0	3	0	0.0
22	David Mitchell	F	2	1	0	1	14	2	0	0	0.000	0	0	0	0	0	0	0	3	3	33.3
1	John Christmas	F	2	0	1	1	2	4	0	0	0.000	0	0	0	0	0	0	0	2	3	0.0
6	Jeff Bigas	D	5	0	1	1	0	7	0	0	0.000	0	0	0	0	0	0	0	0	0	0.0
44	Taylor Wray	D	12	0	1	1	18	44	0	0	0.000	0	0	0	0	0	0	0	2	3	0.0
16	Joe Smith	D	16	0	1	1	18	42	0	0	0.000	0	0	0	0	0	0	0	0	1	0.0
1	Kurtis Wagar (total)	G	1	0	0	0	0	2	0	0	0.000	0	0	0	0	0	0	0	0	0	0.0
	CGY	G	0	0	0	0	0					0	0	0	0	0	0	0	0	0	0.0
	PHI	G	1	0	0	0	0					0	0	0	0	0	0	0	0	0	0.0
45	Ray Hodgkinson	G	3	0	0	0	0	1	0	0	0.000	0	0	0	0	0	0	0	0	0	0.0
	BENCH		16	0			12												0	0	0.0
TOTALS			16	143	228	371	253	1046	388	217		34	58	5	9	5	0	0	665	971	0.147
No.	GOALIE	GP	MINS	W	L	EN	GA	GAA	SA	SVS	SV%										
45	Ray Hodgkinson	11	46:24	0	0	1	6	7.76	26	20	0.769										
1	Kurtis Wagar (total)	5	60:59	0	1	1	9	9.00	43	34	0.791										
	CGY	0	0:00	0	0	0	0	0.00	0	0	0.000										
	PHI	5	60:59	0	1	1	9	9.00	43	34	0.791										
36	Brandon Miller	16	854:33	5	10	2	160	11.25	708	548	0.774										
TOTALS			16	969:14	5	10	169	10.47	748	579	0.774										



SEIBALD

## PHILADELPHIA WINGS ALL-TIME DRAFT HISTORY

### 2011 ENTRY DRAFT

Rd (overall)	Player Chosen	From
1 (1)	Kevin Crowley	Stony Brook University
4 (28)	Steve Fryer	Coquitlam, AB
5 (37)	Matt Stefurak	University of Delaware

### 2011 DISPERSAL DRAFT (BOS)

Rd (overall)	Player Chosen
1 (1)	Dan Dawson
2 (10)	John Orsen
3 (19)	Nick Cotter
4 (28)	Brett Queener
5	Pass

### 2010 ENTRY DRAFT

Rd (overall)	Player Chosen	From
2 (19)	Brodie MacDonald	Coquitlam, BC
2 (20)	Max Quinzani	Duke University
3 (23)	Christian Scuderi	Hofstra University
3 (25)	Justin Pennington	Rutgers University
4 (33)	Ryan Nizolek	University of Virginia
5 (43)	Parker McKee	Duke University
6 (53)	Max Pomper	University of Virginia

### 2010 DISPERSAL DRAFT

Rd (overall)	Player Chosen
1 (8)	Brendan Mundorf
2 (12)	Stephen Peyser
3 (22)	Jeff Bigas
4 (32)	Dan Cocozziello
5 (39)	Pass

### 2009 ENTRY DRAFT

Rd (overall)	Player Chosen	From
2 (16)	Bobby Snider	Bellarmine University
3 (26)	John Glynn	Cornell University
4 (37)	Peet Poillon	UMBC
4 (40)	Mike Timms	University of Virginia
5 (45)	PT Ricci	Loyola College

### 2009 DISPERSAL DRAFT

Rd (overall)	Player Chosen
1 (4)	Peter Jacobs
2 (15)	Matt Flindell
3 (26)	Derek Malawsky

### 2008 ENTRY DRAFT

Rd (overall)	Player Chosen	From
1 (9)	Sean Thomson	Bellarmine University
2 (25)	Matt Bocklet	Johns Hopkins University
3 (36)	Mike Leveille	Syracuse University
4 (45)	Matt Lalli	Colgate University
4 (47)	Jordan Levine	University at Albany
5 (58)	Jerry Lambe	Georgetown University
5 (60)	Tony McDevitt	Duke University
6 (71)	Steve Grossi	Drexel University

### 2008 DISPERSAL DRAFT (CHI)

Rd (overall)	Player Chosen
1 (8)	Mat Giles

### 2008 DISPERSAL DRAFT (AZ)

Rd (overall)	Player Chosen
1 (9)	Rob Blasdel
2 (22)	Luke Pinder

### 2007 ENTRY DRAFT

Rd (overall)	Player Chosen	From
1 (2)	Merrick Thomson	University of Albany
2 (25)	David Mitchell	Cornell University
3 (37)	Drew Westervelt	UMBC
3 (41)	Jim Borell	University of Maryland
6 (74)	Adam Crystal	Drexel University
6 (77)	Brian Hubschmann	University of Notre Dame

### 2007 DISPERSAL DRAFT

Rd (overall)	Player Chosen
1 (3)	Rob Blasdel
2 (22)	Jamie Rooney
3 (27)	Brenden Thenhaus

### 2006 ENTRY DRAFT

Rd (overall)	Player Chosen	From
1 (4)	Geoff Snider	University of Denver
1 (5)	Ian Llord	St. Catharines, ON
1 (8)	Athan Ianucci	Hofstra University
4 (43)	Kyle Dixon	University of Virginia
5 (56)	Pat Walsh	University of Notre Dame
6 (69)	Mike Culver	University of Virginia

### 2005 ENTRY DRAFT

Rd (overall)	Player Chosen	From
1 (3)	Sean Greenhalgh	Cornell University
1 (4)	Luke Wiles	University of Delaware
1 (9)	Chad Thompson	Orillia, ON
2 (22)	Kyle Harrison	Johns Hopkins University
3 (27)	Benson Erwin	Johns Hopkins University
5 (49)	John Christmas	University of Virginia

### 2004 ENTRY DRAFT

Rd (overall)	Player Chosen	From
1 (5)	Rob Van Beek	Port Coquitlam, BC
2 (14)	Dan Fink	Whittier College
3 (25)	Scott Paterson	Orangeville, ON
4 (36)	Brian Nee	Syracuse University
4 (42)	Andy Murray	Salisbury University
5 (48)	Kris Davis	Roanoke College
6 (59)	Stephen Berger	Washington College

### 2004 DISPERSAL DRAFT

Rd (overall)	Player Chosen
1 (7)	Matt Dwane
2 (14)	Ian Hawksbee

### 2003 ENTRY DRAFT

Rd (overall)	Player Chosen	From
1 (3)	Ryan Ward	Butler University
1 (9)	Tom Hajek	Victoria, BC
3 (30)	Michael Howley	University of Maryland
4 (41)	Kevin Brennan	Duke University
5 (51)	Pat Collins	Georgetown University
6 (61)	Michael Springer	Syracuse University
7 (72)	Michael Pape	Cabrini
10 (83)	Kyle Sweeney	Georgetown University

### 2003 DISPERSAL DRAFT

Rd (overall)	Player Chosen
1 (4)	Kevin Howard
2 (15)	Jake Lawson
3 (26)	DJ Serr



## PHILADELPHIA WINGS ALL-TIME DRAFT HISTORY

### 2002 ENTRY DRAFT

Rd (overall)	Player Chosen	From
3 (35)	Ashton McLean	Toronto, ON
4 (44)	Rob Coscia	C.W. Post
5 (56)	Will Driscoll	Penn State University
6 (68)	Drew Cavadias	C.W. Post
7 (80)	Paul Chamoun	Lemoyne College
8 (92)	Mike Lamonica	University of Maryland

### 2001 EXPANSION DRAFT

Rd (overall)	Player Chosen	From
9 (33)	Dan Martin	Washington

### 2001 ENTRY DRAFT

Rd (overall)	Player Chosen	From
3 (36)	Mike Hominuck	St. Catharines, ON
4 (52)	Matt Striebel	Princeton University
5 (65)	Chris Campbell	Limestone
6 (78)	Andrew Combs	University of Maryland
7 (91)	Rodger Combs	Georgetown University
8 (104)	Greg Patchuk	Duke University
9 (117)	Matt Bailer	Princeton University

### 2000 ENTRY DRAFT

Rd (overall)	Player Chosen	From
1 (4)	Jeff Ratcliffe	UMBC
2 (16)	Jay Jalbert	Virginia
3 (24)	Sam Bassett	Syracuse University
4 (33)	John Ciliberto	University of Delaware
5 (42)	Jeff Shirk	University of Maryland
7 (60)	Richard Brzeski	Elmira
8 (69)	Scott Ward	Widner
9 (78)	Doug Hill	Peterborough, ON

### 1999 ENTRY DRAFT

Rd	Player Chosen	From
1	Greg McCavera	Georgetown University
1	Gewas Schindler	Loyola College
2	Matt Cutia	Syracuse University
3	Jim Bruder	University of Delaware
4	Brody Bush	Rutgers University
5	Tucker Radebaugh	University of Virginia
6	Kurt Lunkenheimer	Princeton University

### 1998 ENTRY DRAFT

Rd	Player Chosen	From
1	Jamie Hanford	Loyola College
2	Nathan Roost	Hobart College
4	Todd Rassas	University of Notre Dame
5	Andy Lopatin	Washington College
6	Marc Schaffer	St. Joseph's University
7	Steve Hettrich	Denison University
7	Todd Evans	University of Maryland
8	Vince Ferraro	Yale University
8	Todd Snellenburg	Drexel University
9	Steve Phipps	Salisbury State

### 1997 ENTRY DRAFT

Rd	Player Chosen	From
1	Rusty Kruger	Orangeville, ON
2	Verigin Tutty	Vancouver
3	Brad Downey	Coquitlam, BC
4	David Stilley	Duke University
5	Jake Bergey	Salisbury State
6	George Atterbury	Washington College
7	Jude Collins	North Carolina
8	Werner Krueger	Johns Hopkins University
9	Tim Lucky	Mt. Washington

### 1996 ENTRY DRAFT

Rd	Player Chosen	From
1	Greg Traynor	Virginia
2	Mike Busza	Penn State
3	Ryan Traynor	Randolph-Macon



## PHILADELPHIA WINGS ALL-TIME DRAFT HISTORY

### 1995 ENTRY DRAFT

Rd	Player Chosen	From
1	Matt Dwan	Loyola College
1	Peter Jacobs	Johns Hopkins University
2	Scott Conklin	Princeton University
3	Erik Miller	Salisbury State
3	Joe Christie	Drexel

### 1994 ENTRY DRAFT

Rd	Player Chosen	From
1	Ryan Wade	North Carolina
1	Scott Reinhardt	Princeton University
2	Gabby Roe	Virginia
4	Paul Gilhool	Penn State University
5	Taylor Simmers	Princeton University

### 1993 ENTRY DRAFT

Rd	Player Chosen	From
1	David Webster	North Carolina
2	Kevin Morrow	Princeton University
3	Kevin Beach	Loyola College

### 1992 ENTRY DRAFT

Rd	Player Chosen	From
Waived participation in draft with acquisition of Paul and Gary Gait.		

### 1991 ENTRY DRAFT

Rd	Player Chosen	From
1	Rob Shek	Towson State
2	John Dick	Pennsylvania
3	Matt Panetta	Johns Hopkins University
4	Bill Miller	Hobart
5	Brian Voelker	Johns Hopkins University

### 1990 ENTRY DRAFT

Rd	Player Chosen	From
2	Andy DeCicco	Rutgers University
3	Ted Nichols	Loyola College
4	Tony Pavlik	Loyola College
5	Brian Willard	Maryland

### 1989 ENTRY DRAFT

Rd	Player Chosen	From
1	Chris Flynn	Pennsylvania
2	Brett Davy	North Carolina
3	Tim Goldstein	Cornell
4	Phill Willard	Maryland
5	John Holghaus	Loyola College

### 1988 ENTRY DRAFT

Rd	Player Chosen	From
1	Andy Wilson	Loyola College
3	Bill Dirrigl	Syracuse University
4	Ricky Fried	UMBC
5	Chris Dent	Penn State



**WESTERVELT**

## PHILADELPHIA WINGS SINGLE-SEASON RECORDS

### GOALS

Athan Iannucci	71	2008
Tom Marechek	48	2001
Jeff Ratcliffe	47	2002
Tom Marechek	45	2002
Jake Bergey	43	2001
Gary Gait	43	1996
Tom Marechek	42	2003
Tom Marechek	41	2000
Jeff Ratcliffe	41	2004
Gary Gait	40	1997
Tom Marechek	40	2005

### ASSISTS

Dan Marohl	57	2005
Tom Marechek	53	2002
Dan Marohl	52	2006
Mat Giles	47	2009
Tom Marechek	45	2003
Dan Marohl	44	2007
Jake Bergey	43	2001
Tom Marechek	43	2004
Keith Cromwell	43	2005
Sean Greenhalgh	42	2006
Sean Greenhalgh	42	2007

### POINTS

Athan Iannucci	100	2008
Tom Marechek	98	2002
Tom Marechek	87	2003
Jake Bergey	86	2001
Dan Marohl	80	2005
Tom Marechek	80	2005
Kevin Finneran	79	2002
Tom Marechek	79	2001
Dan Marohl	73	2006
Sean Greenhalgh	73	2006

### LOOSE BALLS

Geoff Snider	245	2010
Geoff Snider	244	2008
Geoff Snider	220	2009
Geoff Snider	180	2007
Peter Jacobs	180	2005
Peter Jacobs	147	2006
Athan Iannucci	138	2008
Kyle Sweeney	130	2009
Dallas Eliuk	128	2003
Kyle Sweeney	127	2008

### PENALTY MINUTES


Geoff Snider	103	2008
Geoff Snider	79	2010
Thomas Hajek	77	2008
Rob Van Beek	72	2006
Thomas Hajek	68	2006
Geoff Snider	62	2007
Thomas Hajek	55	2004
Geoff Snider	53	2009
Thomas Hajek	53	2007
Thomas Hajek	50	2005
Tom Phair	50	2000

### FACE-OFFS WON

Geoff Snider	318	2008
Peter Jacobs	318	2005
Geoff Snider	295	2010
Peter Jacobs	280	2006
Geoff Snider	260	2009
Peter Jacobs	215	2002
Geoff Snider	201	2007
Jeff Reynolds	182	2011
Peter Jacobs	166	2004
Paul Cantabene	133	2003
Peter Jacobs	133	1998

### SAVES

Dallas Eliuk	608	2003
Brandon Miller	581	2010
Brandon Miller	548	2011
Matt Roik	521	2006
Dallas Eliuk	504	2001
Dallas Eliuk	474	1999
Dallas Eliuk	449	2005
Dallas Eliuk	439	2004
Dallas Eliuk	435	1998
Rob Blasdel	434	2008



**HAJEK**

## PHILADELPHIA WINGS CAREER RECORDS

### GAMES PLAYED

Dallas Eliuk	168
Tom Marechek	146
Peter Jacobs	146
Jake Bergey	133
Kevin Finneran	110
Thomas Hajek	109
Jeff Ratcliffe	107
Kyle Sweeney	99
Keith Cromwell	89
Shawn Nadelen	84

### POINTS

Tom Marechek	773
Jake Bergey	557
Kevin Finneran	475
Jeff Ratcliffe	380
Dan Marohl	306
Keith Cromwell	275
Athan Iannucci	252
Gary Gait	252
Drew Westervelt	188
Geoff Snider	157

### FACE-OFFS WON

Peter Jacobs	1774
Geoff Snider	1074
Scott Gabrielsen	337
Chris Flynn	315
Jamie Hanford	279
Paul Cantabene	217
Jeff Reynolds	182
Patrick Heim	67
Bill Dirrigl	67
John Conley	54

### GOALS

Tom Marechek	399
Jake Bergey	256
Jeff Ratcliffe	228
Kevin Finneran	192
Athan Iannucci	153
Gary Gait	150
Drew Westervelt	98
Keith Cromwell	94
Dan Marohl	91
Merrick Thomson	65

### LOOSE BALLS

Peter Jacobs	996
Dallas Eliuk	955
Geoff Snider	889
Tom Marechek	698
Kyle Sweeney	619
Thomas Hajek	600
Jake Bergey	577
Kevin Finneran	515
Jeff Ratcliffe	473
Rob Van Beek	449

### SAVES

Dallas Eliuk	5372
Brandon Miller	1729
Matt Roik	944
Rob Blasdel	738
Andrew Piazza	410
Nick Schroeder	327
Chris Sanderson	278
Erik Miller	75
Jay Preece	70
Ken Montour	48

### ASSISTS

Tom Marechek	374
Jake Bergey	301
Kevin Finneran	283
Dan Marohl	215
Keith Cromwell	181
Jeff Ratcliffe	152
Gary Gait	102
Geoff Snider	99
Athan Iannucci	99
Kyle Wailes	98

### PENALTY MINUTES

Thomas Hajek	379
Geoff Snider	297
Rob Van Beek	180
Tom Marechek	178
Jeff Ratcliffe	134
Jake Bergey	122
Bryan Barrett	118
Tom Phair	116
Steve Govett	115
Andrew Guindon	115





## PHILADELPHIA WINGS ALL-TIME VS. OPPONENTS

	REGULAR SEASON						PLAYOFFS					
	ROAD		HOME		OVERALL		ROAD		HOME		OVERALL	
	GP	W L	GP	W L	GP	W L	GP	W L	GP	W L	GP	W L
Buffalo	21	9 12	21	11 10	42	20 22	5	2 3	2	1 1	7	3 4
Calgary	2	1 1	2	1 1	4	2 2						
Colorado	21	13 8	21	16 5	42	29 13	1	1 0	3	2 1	4	3 1
(as Colorado)	5	3 2	5	4 1	10	7 3						
(as Was. Power)	2	0 2	2	2 0	4	2 2	-	- -	1	0 1	1	0 1
(as Pit. C.Fire)	1	0 1	1	0 1	2	0 2						
(as Baltimore)	13	10 3	13	10 3	26	20 6	1	1 0	2	2 0	3	3 0
Edmonton	2	1 1	-	- -	2	1 1						
Minnesota	8	3 5	7	4 3	15	7 8						
Rochester	19	5 14	19	10 9	38	15 23	-	- -	3	2 1	3	2 1
Toronto	14	3 11	17	7 10	31	10 21	3	1 2	-	- -	3	1 2
(as Toronto)	13	2 11	16	7 9	29	9 20	3	1 2	-	- -	3	1 2
(as Ontario)	1	1 0	1	0 1	2	1 1						
Washington	6	3 3	5	5 0	11	8 3						
(as Was.Stealth)	HAS NOT FACED											
(as San Jose)	2	1 1	3	3 0	5	4 1						
(as Albany)	4	2 2	2	2 0	6	4 2						
<b>TOTALS:</b>	<b>67-83</b>		<b>95-57</b>		<b>160-140</b>		<b>6-6</b>		<b>10-4</b>		<b>16-10</b>	







# ROCHESTER KNIGHTHAWKS

144 Exchange Boulevard, Suite 102 • Rochester, NY 14614  
Phone: 585-454-4295 • [www.knighthawks.net](http://www.knighthawks.net)

## CLUB DIRECTORY



**Curt Styres**  
Owner and  
General Manager



**Mike Hasen**  
Head Coach



**Craig Rybczynski**  
Director of  
Communications



**SMITH**

Owner/GM: ..... Curt Styres  
President: ..... Lewis Staats  
Assistant General Manager: ..... Landon Miller  
Vice President of Player Personnel: ..... Jody Gage  
Vice President of Lacrosse: ..... Paul Gait  
Head Coach: ..... Mike Hasen  
Assistant Coaches: ..... Jason Johnson, Paul Day & Pat O'Toole  
Director of Communications: ..... Craig Rybczynski  
Phone: ..... 585-454-4295 ext. 3008  
E-Mail: ..... [craig.ryb@knighthawks.net](mailto:craig.ryb@knighthawks.net)  
Athletic Trainer: ..... Steve Lobsinger  
Broadcast Partners: ..... Time Warner Cable Sports (TV), ESPN Radio 950 AM (Radio), NLL Network (Online)

## TEAM INFORMATION

Home Arena/Seating Capacity ..... Blue Cross Arena/11,200  
NLL Team Established ..... 1995  
Colors ..... White, Teal, Purple

### 2012 Schedule

Jan. 14 Rochester @ Philadelphia  
Jan. 21 Buffalo @ Rochester  
Jan. 27 Rochester @ Toronto  
Jan. 28 Rochester @ Colorado  
Feb. 4 Minnesota @ Rochester  
Feb. 12 Rochester @ Minnesota  
Feb. 18 Washington @ Rochester  
Feb. 24 Rochester @ Toronto  
Mar. 3 Rochester @ Philadelphia  
Mar. 10 Buffalo @ Rochester  
Mar. 24 Toronto @ Rochester  
Mar. 31 Colorado @ Rochester  
Apr. 6 Rochester @ Calgary  
Apr. 14 Calgary @ Rochester  
Apr. 21 Rochester @ Buffalo  
Apr. 28 Philadelphia @ Rochester

### 2011 Results

Regular Season Record: 10-6 • Playoffs: 0-1

Jan. 8 Rochester 11 @ Minnesota 10  
Jan. 15 Toronto 12 @ Rochester 9  
Jan. 22 Rochester 11 @ Boston 10  
Jan. 29 Boston 16 @ Rochester 7  
Feb. 5 Philadelphia 6 @ Rochester 11  
Feb. 12 Minnesota 10 @ Rochester 12  
Feb. 18 Rochester 5 @ Toronto 10  
Feb. 19 Toronto 13 @ Rochester 6  
Feb. 26 Edmonton 9 @ Rochester 13  
Mar. 5 Rochester 8 @ Buffalo 11  
Mar. 26 Philadelphia 10 @ Rochester 13  
Apr. 2 Rochester 19 @ Boston 8  
Apr. 9 Buffalo 9 @ Rochester 8  
Apr. 10 Rochester 10 @ Philadelphia 6  
Apr. 16 Rochester 18 @ Washington 10  
Apr. 23 Rochester 15 @ Buffalo 9  
May 1 Rochester 8 @ Toronto 10 \*

\* - Playoff game

## 2011 ROCHESTER KNIGHTHAWKS REGULAR SEASON STATISTICS

No.	PLAYER	POS	GP	G	A	PTS	PIM	LB	FOA	FOW	FO%	PP	PPA	SHG	SHA	GW	OT	EN	SOG	SH	SH%
51	Shawn Williams	F	16	23	53	76	2	64	0	0	0.000	2	11	1	1	0	0	0	106	137	16.8
15	Shawn Evans (sh)	F	16	24	49	73	18	96	0	0	0.000	9	13	4	1	2	1	0	112	150	16.0
88	Cody Jamieson	F	16	28	25	53	30	45	0	0	0.000	8	8	0	2	0	0	0	125	154	18.2
9	Craig Point	F	15	20	27	47	0	67	101	49	0.485	2	8	0	1	2	1	0	89	137	14.6
44	Mike Accursi	F	16	21	24	45	4	43	1	0	0.000	2	3	1	1	3	0	0	88	114	18.4
20	Jordan Hall	T	12	18	22	40	2	58	6	4	0.667	4	2	0	2	2	0	0	51	70	25.7
42	Jarrett Davis	F	14	12	12	24	11	39	0	0	0.000	0	0	0	0	1	0	0	44	52	23.1
10	Pat McCready	D	15	6	12	18	16	101	3	0	0.000	0	0	1	1	0	0	0	14	14	42.9
23	Cory Vitarelli	F	6	7	6	13	2	19	0	0	0.000	1	0	1	0	0	0	0	34	46	15.2
37	Scott Campbell (total)	D	17	7	5	12	17	80	1	0	0.000	0	0	0	0	0	0	0	17	22	31.8
	BOS	D	4	0	1	1	4					0	0	0	0	0	0	0	3	0	0.0
	ROC	D	13	7	4	11	13					0	0	0	0	0	0	0	19	36.8	
93	Chris Driscoll	T	16	4	7	11	6	44	2	0	0.000	0	0	2	0	0	0	2	10	11	36.4
1	Joe Walters	T	5	1	10	11	0	12	0	0	0.000	0	1	0	0	0	0	0	19	26	3.8
2	Chris Schiller	T	16	1	9	10	29	75	2	0	0.000	0	0	0	1	0	0	1	4	5	20.0
22	Gary Galt	F	2	1	4	5	0	6	0	0	0.000	0	2	0	0	0	0	0	2	3	33.3
7	Tyler Burton	D	14	1	2	3	18	61	154	49	0.318	0	0	0	0	0	0	0	4	5	20.0
79	Sid Smith	D	11	0	3	3	17	39	74	29	0.392	0	0	0	0	0	0	0	1	2	0.0
4	Joel McCready	T	12	0	2	2	43	65	0	0	0.000	0	0	0	0	0	0	0	5	8	0.0
86	Rory Glaves (total)	D	15	0	2	2	6	29	0	0	0.000	0	0	0	0	0	0	0	1	1	0.0
	EDM	D	3	0	0	0	4					0	0	0	0	0	0	0	0	0	0.0
	ROC	D	12	0	2	2	2					0	0	0	0	0	0	0	1	0	0.0
48	Matt Vinc	G	16	0	2	2	0	23	0	0	0.000	0	0	0	1	0	0	0	0	0	0.0
21	Kevin Fines	D	1	1	0	1	0	2	2	1	0.500	0	0	0	0	0	0	0	1	1	100.0
12	Troy Bonterre	D	11	1	0	1	29	22	0	0	0.000	0	0	0	0	0	0	0	1	1	100.0
16	Dylan Evans	D	2	0	1	1	7	2	0	0	0.000	0	0	0	0	0	0	0	1	1	0.0
5	Matt Zash	D	4	0	1	1	2	18	56	21	0.375	0	0	0	0	0	0	0	0	0	0.0
40	Ian Rubel	D	14	0	1	1	12	12	0	0	0.000	0	0	0	0	0	0	0	0	0	0.0
83	Chandon Hill	D	1	0	0	0	5	0	0	0	0.000	0	0	0	0	0	0	0	0	0	0.0
28	Cody Johnson	T	1	0	0	0	2	2	0	0	0.000	0	0	0	0	0	0	0	0	0	0.0
41	Holdon Vyse (total)	D	1	0	0	0	0	1	0	0	0.000	0	0	0	0	0	0	0	2	3	0.0
	BUF	D	0	0	0	0	0					0			0	0	0	0	0	0	0.0
	ROC	D	1	0	0	0	0					0	0	0	0	0	0	0	3	0	0.0
3	Josh Ruys	T	2	0	0	0	0	6	1	1	1.000	0	0	0	0	0	0	0	0	0	0.0
77	Aaron Bold	G	5	0	0	0	0	2	0	0	0.000	0	0	0	0	0	0	0	0	0	0.0
25	Scott Ditzell	D	9	0	0	0	4	18	0	0	0.000	0	0	0	0	0	0	0	0	0	0.0
17	Kyle Laverly	D	15	0	0	0	45	41	0	0	0.000	0	0	0	0	0	0	0	0	0	0.0
	BENCH		16	0			16												0		0.0
TOTALS			16	176	278	454	335	1077	403	154		28	48	10	11	10	2	3	729	960	0.183

No.	GOALIE	GP	MINS	W	L	EN	GA	GAA	SA	SVS	SV%
48	Matt Vinc	16	933:16	10	6	1	152	9.77	737	585	0.794
77	Aaron Bold	16	31:31	0	0	0	6	11.80	24	18	0.750
TOTALS		16	964:47	10	6	1	158	9.84	761	603	0.792

## 2011 ROCHESTER KNIGHTHAWKS PLAYOFF STATISTICS

No.	PLAYER	POS	GP	G	A	PTS	PIM	LB	FOA	FOW	FO%	PP	PPA	SHG	SHA	GW	OT	EN	SOG	SH	SH%
20	Jordan Hall	T	1	2	3	5	0	5	0	0	0.000	0	0	0	0	0	0	0	3	10	20.0
15	Shawn Evans (sh)	F	1	2	2	4	0	6	0	0	0.000	2	0	0	0	0	0	0	6	10	20.0
51	Shawn Williams	F	1	1	3	4	0	5	0	0	0.000	0	2	0	0	0	0	0	7	9	11.1
88	* Cody Jamieson	F	1	0	3	3	0	1	0	0	0.000	0	2	0	0	0	0	0	4	4	0.0
44	Mike Accursi	F	1	2	0	2	0	4	0	0	0.000	0	0	0	0	0	0	0	6	9	22.2
42	* Jarrett Davis	F	1	1	1	2	0	4	0	0	0.000	0	0	0	0	0	0	0	5	5	20.0
37	Scott Campbell	D	1	0	1	1	2	3	0	0	0.000	0	0	0	0	0	0	0	3	3	0.0
2	Chris Schiller	T	1	0	1	1	2	6	0	0	0.000	0	0	0	0	0	0	0	0	0	0.0
12	Troy Bonterre	D	1	0	0	0	0	2	0	0	0.000	0	0	0	0	0	0	0	0	0	0.0
7	* Tyler Burton	D	1	0	0	0	0	7	21	7	0.333	0	0	0	0	0	0	0	0	0	0.0
93	Chris Driscoll	T	1	0	0	0	2	3	0	0	0.000	0	0	0	0	0	0	0	0	0	0.0
86	Rory Glaves	D	1	0	0	0	0	1	0	0	0.000	0	0	0	0	0	0	0	0	0	0.0
17	Kyle Laverly	D	1	0	0	0	2	0	0	0	0.000	0	0	0	0	0	0	0	0	0	0.0
10	Pat McCready	D	1	0	0	0	0	9	0	0	0.000	0	0	0	0	0	0	0	0	0	0.0
9	Craig Point	F	1	0	0	0	0	0	1	0	0.000	0	0	0	0	0	0	0	3	4	0.0
40	Ian Rubel	D	1	0	0	0	0	1	0	0	0.000	0	0	0	0	0	0	0	0	0	0.0
79	Sid Smith	D	1	0	0	0	2	2	0	0	0.000	0	0	0	0	0	0	0	0	0	0.0
48	Matt Vinc	G	1	0	0	0	0	0	0	0	0.000	0	0	0	0	0	0	0	0	0	0.0
23	* Cory Vitarelli	F	1	0	0	0	2	2	0	0	0.000	0	0	0	0	0	0	0	4	4	0.0
	BENCH		1	0			0												0		0.0
TOTALS			1	8	14	22	12	61	22	7		2	4	0	0	0	0	0	41	58	0.138

No.	GOALIE	GP	MINS	W	L	EN	GA	GAA	SA	SVS	SV%
77	Aaron Bold	1	0:00	0	0	0	0	0.00	0	0	0.000
48	Matt Vinc	1	60:00	0	0	0	10	10.00	54	44	0.815
TOTALS		1	60:00	0	0	0	10	10.00	54	44	0.815

## ROCHESTER KNIGHTHAWKS ALL-TIME DRAFT HISTORY

### 2011 ENTRY DRAFT

Rd (overall)	Player Chosen	From
1 (2)	Stephen Keogh	Syracuse University
1 (5)	Johnny Powless	Six Nations, ON
2 (10)	Joel White	Syracuse University
3 (23)	Kyle Andrews	Brampton, ON
4 (32)	Shane Cater	Six Nations, ON
5 (36)	Aaron Tackaberry	Calgary, AB
5 (40)	Cal Kitson	Brampton, ON
6 (45)	Kraig Maracle	Six Nations, ON
6 (49)	Grant Catalino	University of Maryland

### 2011 DISPERSAL DRAFT (BOS)

Rd (overall)	Player Chosen
1 (5)	Mike Kirk
2 (14)	Casey Powell
3 (23)	Jack Reid
4	Pass

### 2010 ENTRY DRAFT

Rd (overall)	Player Chosen	From
1 (1)	Cody Jamieson	Syracuse University
1 (5)	Jarret Davis	Bellarmino University
2 (12)	Josh Ruys	Burlington, ON
3 (24)	Scott Johnson	Burlington, ON
5 (44)	Marty Hill	Six Nations, ON

### 2010 DISPERSAL DRAFT

Rd (overall)	Player Chosen
1 (3)	Jordan Hall
2 (2)	Dan Hardy
3 (23)	Kenny Nims
4 (33)	Mike Evans
5 (40)	Bobby Horsey

### 2009 ENTRY DRAFT

Rd (overall)	Player Chosen	From
1 (1)	Sid Smith	Syracuse University
1 (2)	Ilija Gajic	Denver University
2 (18)	Holdon Vyse	Six Nations, ONT
3 (28)	Brendan Doran	Brampton, ONT
3 (34)	Ryan Hoff	University of Notre Dame
5 (47)	Dan Groot	University of Maryland
6 (57)	Brandon Corp	Colgate University

### 2009 DISPERSAL DRAFT

Rd (overall)	Player Chosen
2 (17)	Dan Stroup
3 (28)	PASS

### 2008 ENTRY DRAFT

Rd (overall)	Player Chosen	From
2 (18)	Joel McCready	Cornell University
3 (29)	Kyle Guadagnolo	Syracuse University
3 (30)	Brendan Loftus	Syracuse University
4 (41)	Jesse Guerin	Peterborough, ON
5 (54)	Logan Kane	Onondaga Community College
6 (67)	Mitch Nanticoke	Six Nations, ON

### 2008 DISPERSAL DRAFT (CHI)

Rd (overall)	Player Chosen
1 (4)	Mike Kirk
2 (16)	Bobby McBride
3 (24)	Craig Robertson
4 (25)	Pat Saunders
5 (26)	Brock Boyle

### 2008 DISPERSAL DRAFT (AZ)

Rd (overall)	Player Chosen
1 (5)	Lindsay Plunkett
2 (18)	Matt Brown

### 2007 ENTRY DRAFT

Rd (overall)	Player Chosen	From
1 (8)	Mat MacLeod	Orangeville, ON
1 (14)	Andrew Potter	St. Catharines, ON
5 (70)	Lucas Miller	Six Nations, ON
6 (83)	Chad Amidon	Nazareth College
6 (84)	Cody Richardson	Orangeville, ON

### 2007 DISPERSAL DRAFT

Rd (overall)	Player Chosen
1 (12)	Jack Reid
2 (13)	Matt Lyons
3 (36)	Alex Smith

### 2006 ENTRY DRAFT

Rd (overall)	Player Chosen	From
1 (10)	Jack Reid	University of Massachusetts
2 (22)	Ashton McLean	Elmira College
3 (38)	Matt Currie	Peterborough, ON
4 (48)	Greg Gurenlian	Penn State University
5 (61)	Cory Vitarelli	Peterborough, ON
6 (74)	Kyle Hagel	Oakville, ON
6 (75)	Dave Thering	Rochester Inst. of Tech.

### 2005 ENTRY DRAFT

Rd (overall)	Player Chosen	From
1 (2)	Shawn Evans	Bellarmino University
2 (12)	Scott Ditzell	Syracuse University
3 (26)	Jonathan Dumo	Brooklyn, ON
4 (41)	Ryan Dryburgh	Kitchener, ON
5 (52)	Greg McIntyre	Peterborough, ON

### 2005 DISPERSAL DRAFT

Rd (overall)	Player Chosen
1 (8)	Cam Bergman

### 2004 ENTRY DRAFT

Rd (overall)	Player Chosen	From
1 (8)	Mike Morrison	Brooklyn, ON
3 (26)	Sean Lindsay	Syracuse University
4 (32)	Danny Walters	Brampton, ON
4 (37)	Matt Moulson	Mississauga, ON
5 (49)	T.J. Rogers	Nazareth College
6 (60)	Justin Wahl	Nazareth College

### 2004 DISPERSAL DRAFT

Rd (overall)	Player Chosen
1 (5)	Chris McKay
2 (15)	Peter Morgan

## ROCHESTER KNIGHTHAWKS ALL-TIME DRAFT HISTORY

### 2003 ENTRY DRAFT

Rd (overall)	Player Chosen	From
1 (5)	Scott Evans	Peterborough, ON
2 (16)	Buck Stobart	Victoria, BC
3 (26)	Tim Booth	Hobart College
3 (32)	Kevin Casese	Duke University
4 (37)	Solomon Bliss	Syracuse University
5 (47)	Jon Sullivan	St. Catharines, ON
6 (57)	Chris Rotelli	University of Virginia
7 (67)	Kevin Eansor	University of Rhode Island
8 (78)	Mike Mollot	University of Maryland

### 2003 DISPERSAL DRAFT

Rd (overall)	Player Chosen
1 (10)	Mat Giles
2 (21)	Shawn Zettel

### 2002 ENTRY DRAFT

Rd (overall)	Player Chosen	From
1 (11)	Peter Benedict	Onondaga
2 (18)	Ryan Avery	Burlington, ON
2 (22)	Steve Jennings	Orangeville, ON
2 (23)	Steve Hoar	Whitby, ON
3 (32)	John Glatzel	Syracuse University
4 (47)	Corey Graziano	Toronto, ON
5 (59)	Chad DeBolt	University of Notre Dame
6 (71)	Marvin Barr	Clarington, ON
7 (83)	Nick Reed	Toronto, ON
8 (95)	Brandon Cullen	St. Catharines, ON
9 (107)	Asher Flaum	Syracuse University

### 2001 ENTRY DRAFT

Rd (overall)	Player Chosen	From
1 (11)	Ted Jenner	Mercyhurst College
2 (23)	Sean Wilkins	Rochester Inst. of Tech.
3 (37)	Eric Wedin	Johns Hopkins University
4 (50)	Paul Sallie	Whitby, ON
5 (63)	Eric Goodberlet	Nazareth College
7 (89)	Joel Cocarell	Peterborough, ON
8 (102)	Justin Kohlbrenner	LeMoyne College
9 (115)	Dan Stessen	Syracuse University

### 2000 ENTRY DRAFT

Rd (overall)	Player Chosen	From
1 (8)	Lindsay Plunkett	Burnaby, BC
2 (11)	Josh Sims	Princeton University
2 (17)	Sean Steinwald	Cornell University
3 (23)	Marc Landriault	Burlington, ON
3 (26)	Scott Urlick	Georgetown University
4 (34)	Jeff Franey	Elmira College
4 (35)	Kevin Howard	Orangeville, ON
5 (44)	Craig Whipple	Rochester Inst. of Tech.
6 (53)	Chris Corcoran	Nazareth College
7 (62)	Patrick Sullivan	Elmira College
8 (71)	Ron Cogan	Six Nations, ON
9 (80)	Rick Boza	Canisius College

### 1999 ENTRY DRAFT

Rd	Player Chosen	From
1	John Grant, Jr.	University of Delaware
1	Ben Hunt	Rochester Inst. of Tech.
4	Billy Serino	Nazareth College
6	Travis Johnson	Rochester Inst. of Tech.
7	Joe Tuschong	Rochester Inst. of Tech.
8	Chris Nadelén	Nazareth College
9	Marc Heagney	Rochester Inst. of Tech.

### 1998 ENTRY DRAFT

Rd	Player Chosen	From
1	Casey Powell	Syracuse University
1	Brad MacArthur	Brooklin, ON
2	Andrew Turner	St. Catharines, ON
3	Anthony Cosmo	Burnaby, BC
3	Brandon Piccarreto	Nazareth College
4	Mike Ferruci	Harvard University
5	Peter Morgan	Port Coquitlam, BC
5	Kevin Stewardson	Maple Ridge, BC
6	Tom Hajek	St. Catharines, ON
7	Ira Vanterpool	Syracuse University
8	David Robinson	Orangeville, ON
9	Gary Rosyski	Brooklin, ON

### 1997 ENTRY DRAFT

Rd	Player Chosen	From
2	Josh Sanderson	Orangeville, ON
3	Kevin Dance	Brampton, ON
4	Bob Fisher St.	Catharines, ON
5	Pat Cougevan	Syracuse University
6	Dan Garrett	Nazareth College
7	Philip Sanderson	Orangeville, ON
8	Rory Thorpe	Syracuse University
9	Matt Kerwick	Hobart College

### 1996 ENTRY DRAFT

Rd	Player Chosen	From
1	Cory Bomberly	Six Nations, ON
2	Colin Doyle	Kitchener, ON
3	Neal Powless	Nazareth College
4	Terry Goetz	Nazareth College
5	Ben Wineburg	Nazareth College

### 1995 ENTRY DRAFT

Rd	Player Chosen	From
1	Derek Collins	Scarborough, ON
2	Roy Colsey	Syracuse University
3	John Brady	Rochester Inst. of Tech.
4	Mark Fietta	Syracuse University
5	Matt Hunt	Rochester Inst. of Tech.

### 1994 ENTRY DRAFT

Rd	Player Chosen	From
1	Cam Bomberly	Nazareth College
2	Dallas Squire	McMaster
3	Matt Riter	Syracuse University
4	Jeremy Hollenbeck	Nazareth College
5	Dom Fin	Syracuse University

## ROCHESTER KNIGHTHAWKS SINGLE-SEASON RECORDS

### GOALS

John Grant	54	2006
John Grant	52	2002
John Grant	51	2007
John Grant	49	2005
John Grant	47	2008
John Grant	46	2003
Scott Evans	45	2007
Shawn Williams	45	2004
Scott Evans	44	2008
John Grant	42	2001

### LOOSE BALLS

Steve Toll	178	2009
Steve Toll	177	2007
Steve Toll	166	2008
Steve Toll	153	2010
Pat O'Toole	151	2003
Derek Malawsky	125	2004
John Grant	124	2001
D'Arcy Sweet	122	2002
Shawn Evans	121	2007
Steve Toll	119	2006

### SAVES

Pat O'Toole	598	2006
Matt Vinc	585	2011
Pat O'Toole	579	2005
Pat O'Toole	572	2002
Pat O'Toole	566	2007
Pat O'Toole	540	2008
Pat O'Toole	515	2003
Pat O'Toole	515	2004
Pat O'Toole	475	2009
Pat O'Toole	418	2000

### ASSISTS

Shawn Williams	67	2009
John Grant	60	2007
John Grant	56	2005
Shawn Williams	55	2007
Shawn Williams	55	2008
Derek Malawsky	54	2004
John Grant	53	2002
John Grant	53	2003
Shawn Williams	53	2011
Mike Accursi	51	2007

### PENALTY MINUTES

Kyle Lavery	83	2009
Scott Evans	79	2010
Scott Ditzell	68	2007
Shawn Evans	63	2008
Shawn Evans	61	2010
Shawn Evans	59	2006
Casey Zaph	59	2003
Scott Ditzell	58	2008
Casey Zaph	58	2005
Scott Evans	55	2006

### POINTS

John Grant	111	2007
John Grant	105	2005
John Grant	105	2002
John Grant	99	2003
John Grant	97	2006
Shawn Williams	93	2009
John Grant	92	2008
Shawn Williams	91	2007
John Grant	90	2001
Scott Evans	87	2007

### FACE-OFFS WON

Stephen Hoar	240	2007
Stephen Hoar	221	2006
Stephen Hoar	204	2008
Brad MacArthur	148	2001
Cory Bomberly	119	2003
Stephen Hoar	116	2005
Stephen Hoar	110	2004
Craig Point	107	2010
Cory Bomberly	103	1999
Cory Bomberly	102	2002





## ROCHESTER KNIGHTHAWKS CAREER RECORDS

### GAMES PLAYED

Regy Thorpe	193
Pat O'Toole	173
Shawn Williams	160
John Grant	140
Chris Schiller	130
Tim Soudan	125
Mike Hasen	114
Jeremy Hollenbeck	111
Pat Cougevan	102
Marshall Abrams	96

### POINTS

John Grant	894
Shawn Williams	800
Shawn Evans	363
Duane Jacobs	354
Scott Evans	342
Cory Bomberry	338
Tim Soudan	316
Curt Malawsky	283
Mike Accursi	256
Derek Malawsky	223

### FACE-OFFS WON

Stephen Hoar	891
Cory Bomberry	534
Regy Thorpe	344
Tim Soudan	316
Craig Point	156
Brad MacArthur	154
Brian Silcott	149
Mac Allen	107
Yul Baker	73
Mat Riter	51

### GOALS

John Grant	433
Shawn Williams	309
Duane Jacobs	169
Scott Evans	163
Tim Soudan	155
Shawn Evans	143
Curt Malawsky	134
Cory Bomberry	119
Mike Accursi	97
Paul Gait	87

### LOOSE BALLS

Regy Thorpe	966
John Grant	902
Steve Toll	826
Shawn Williams	742
Chris Schiller	695
Tim Soudan	665
Pat O'Toole	663
Shawn Evans	594
Mike Hasen	575
Jeremy Hollenbeck	483

### SAVES

Pat O'Toole	5754
Steve Dietrich	1749
Matt Vinc	585
Derek General	339
Aaron Bold	219
Pat Campbell	202
Phil Wetherup	119
Derek Collins	116
Mike Miron	31
Ben Van Every	26

### ASSISTS

Shawn Williams	491
John Grant	461
Shawn Evans	220
Cory Bomberry	219
Duane Jacobs	185
Scott Evans	179
Tim Soudan	161
Mike Accursi	159
Curt Malawsky	149
Derek Malawsky	148

### PENALTY MINUTES

Regy Thorpe	385
Casey Zaph	291
Shawn Evans	279
Scott Evans	279
John Grant	245
Mike Hasen	193
Kyle Lavery	175
Andrew Turner	171
Chris Schiller	170
Scott Ditzell	166



HALL

ROCHESTER KNIGHTHAWKS ALL-TIME VS. OPPONENTS

	REGULAR SEASON						PLAYOFFS					
	ROAD GP W L	HOME GP W L	OVERALL GP W L	ROAD GP W L	HOME GP W L	OVERALL GP W L	ROAD GP W L	HOME GP W L	OVERALL GP W L	ROAD GP W L	HOME GP W L	OVERALL GP W L
Buffalo	20 10 10	22 15 7	42 25 17	5 3 2	3 2 1	8 5 3						
Calgary	1 0 1	3 2 1	4 2 2									
Colorado	12 5 7	9 6 3	21 11 10	2 1 1	- - -	2 1 1						
(as Colorado)	5 2 3	2 1 1	7 3 4									
(as Was. Power)	2 0 2	1 1 0	3 1 2									
(as Pit. C.Fire)	1 1 0	1 1 0	2 2 0									
(as Baltimore)	4 2 2	5 3 2	9 5 4	2 1 1	- - -	2 1 1						
Edmonton	1 0 1	2 1 1	3 1 2									
Minnesota	7 5 2	6 4 2	13 9 4									
Philadelphia	19 9 10	19 14 5	38 23 15	3 1 2	- - -	3 1 2						
Toronto	17 5 12	18 16 2	35 21 14	4 0 4	3 2 1	7 2 5						
(as Toronto)	16 4 12	17 15 2	33 19 14	4 0 4	3 2 1	7 2 5						
(as Ontario)	1 1 0	1 1 0	2 2 0									
Washington	8 6 2	6 4 2	14 10 4	1 0 1	- - -	1 0 1						
(as Was.Stealth)	2 1 1	- - -	2 1 1									
(as San Jose)	3 2 1	2 1 1	5 3 2									
(as Albany)	3 3 0	4 3 1	7 6 1	1 0 1	- - -	1 0 1						
TOTALS:	60-58	83-35	143-93	6-11	6-2	12-13						






# TORONTO ROCK

416 North Service Road East, Suite 100 • Oakville, Ont. L6H 5R2  
Phone: 416-596-3075 • [www.torontorock.com](http://www.torontorock.com)

## CLUB DIRECTORY



**Terry Sanderson**  
General Manager



**Troy Cordingley**  
Head Coach



**Mike Hancock**  
Communications  
Manager



President & Owner: ..... Jamie Dawick  
General Manager: ..... Terry Sanderson  
Head Coach: ..... Troy Cordingley  
Assistant Coach: ..... John Lovell  
Business Manager: ..... Terri Giberson  
Communications Manager: ..... Mike Hancock  
Phone: ..... 905-875-6353  
E-Mail: ..... [mhancock@torontorock.com](mailto:mhancock@torontorock.com)  
Athletic Therapist: ..... Dave Murray  
Broadcast Partners: ..... TSN (TV), TSN Radio 1050 AM (Radio), NLL Network (Online)

## TEAM INFORMATION

Home Arena/Seating Capacity ..... Air Canada Centre/18,800  
NLL Team Established ..... 1997  
Colors ..... Navy, Red, White

### 2012 Schedule

Jan. 8 Calgary @ Toronto  
Jan. 14 Toronto @ Buffalo  
Jan. 27 Rochester @ Toronto  
Jan. 28 Toronto @ Calgary  
Feb. 4 Toronto @ Philadelphia  
Feb. 18 Philadelphia @ Toronto  
Feb. 24 Rochester @ Toronto  
Mar. 3 Washington @ Toronto  
Mar. 9 Philadelphia @ Toronto  
Mar. 16 Buffalo @ Toronto  
Mar. 24 Toronto @ Rochester  
Mar. 31 Toronto @ Buffalo  
Apr. 7 Edmonton @ Toronto  
Apr. 14 Toronto @ Colorado  
Apr. 20 Toronto @ Washington  
Apr. 28 Toronto @ Edmonton

### 2011 Results

Regular Season Record: 10-6 • Playoffs: 3-0

Jan. 8 Edmonton 7 @ Toronto 13  
Jan. 15 Toronto 12 @ Rochester 9  
Jan. 21 Boston 14 @ Toronto 15  
Jan. 22 Toronto 14 @ Buffalo 15  
Jan. 29 Buffalo 5 @ Toronto 8  
Feb. 5 Toronto 7 @ Boston 9  
Feb. 12 Calgary 8 @ Toronto 9  
Feb. 18 Rochester 5 @ Toronto 10  
Feb. 19 Toronto 13 @ Rochester 6  
Feb. 26 Toronto 16 @ Philadelphia 13  
Mar. 4 Philadelphia 10 @ Toronto 15  
Mar. 25 Toronto 9 @ Calgary 14  
Apr. 1 Washington 12 @ Toronto 13  
Apr. 2 Toronto 11 @ Philadelphia 12  
Apr. 8 Buffalo 11 @ Toronto 8  
Apr. 16 Toronto 14 @ Edmonton 18  
May 1 Rochester 8 @ Toronto 10 \*  
May 7 Toronto 12 @ Buffalo 11 \*  
May 15 Washington 7 @ Toronto 8 \*

\* - Playoff game

2011 TORONTO ROCK REGULAR SEASON STATISTICS

No.	PLAYER	POS	GP	G	A	PTS	PIM	LB	FOA	FOW	FO%	PP	PPA	SHG	SHA	GW	OT	EN	SOG	SH	SH%
17	Stephan Leblanc	F	15	33	43	76	8	75	2	1	0.500	4	13	1	1	2	2	0	113	158	20.9
13	Garrett Billings	F	15	31	44	75	8	64	0	0	0.000	12	13	0	2	2	0	0	144	211	14.7
16	Blaine Manning	F	16	23	52	75	14	62	0	0	0.000	6	12	1	1	0	0	0	123	160	14.4
7	Colin Doyle	F	16	27	43	70	8	76	0	0	0.000	4	16	2	1	2	0	1	118	170	15.9
33	Kasey Beirnes	F	15	23	17	40	2	69	0	0	0.000	7	3	0	1	0	0	0	79	93	24.7
93	Aaron Pascas	F	14	15	8	23	2	46	0	0	0.000	0	0	1	0	2	1	0	59	76	19.7
44	Stephen Hoar	D	16	9	8	17	19	90	282	135	0.479	0	0	2	0	0	0	0	19	23	39.1
15	Mat MacLeod	F	12	2	12	14	6	37	0	0	0.000	0	1	0	0	0	0	0	26	35	5.7
10	Rob Hellyer	F	3	2	9	11	0	12	0	0	0.000	0	2	0	0	0	0	0	13	18	11.1
42	Pat Maddalena	F	7	4	6	10	0	26	0	0	0.000	0	1	0	0	0	0	0	28	32	12.5
11	Mike Hobbins	D	16	3	7	10	6	63	0	0	0.000	0	0	1	1	1	0	0	14	15	20.0
5	Sandy Chapman	D	16	4	5	9	20	91	0	0	0.000	0	0	0	1	1	0	0	8	10	40.0
27	Glen Bryan	D	9	1	4	5	0	44	0	0	0.000	0	0	0	0	0	0	0	3	3	33.3
9	Patrick Merrill	D	15	2	2	4	26	55	133	57	0.429	0	0	0	0	0	0	0	9	9	22.2
56	Drew Petkoff	D	10	1	3	4	4	36	6	4	0.667	0	0	0	0	0	0	1	7	8	12.5
4	Jeff Gilbert	D	15	1	3	4	28	55	0	0	0.000	0	0	0	1	0	0	1	8	9	11.1
97	Kyle Ross	D	15	1	3	4	29	55	0	0	0.000	0	0	0	0	0	0	0	3	7	14.3
8	Creighton Reid	D	16	1	3	4	8	62	0	0	0.000	0	0	0	0	0	0	0	6	7	14.3
14	Rob Marshall	D	14	3	0	3	10	68	0	0	0.000	0	0	0	0	0	0	0	7	9	33.3
22	Cam Woods	D	14	0	3	3	5	95	0	0	0.000	0	0	0	0	0	0	0	1	1	0.0
18	Phil Sanderson	D	14	0	2	2	14	56	1	0	0.000	0	0	0	0	0	0	0	3	4	0.0
29	Bob Watson	G	16	0	2	2	9	8	0	0	0.000	0	0	0	1	0	0	0	0	1	0.0
26	Ryan Sharp (total)	T	4	1	0	1	9	27	0	0	0.000	0	0	0	0	0	0	0	4	6	16.7
	MIN	T	1	0	0	0	2					0	0	0	0	0	0	0		3	0.0
	TOR	T	3	1	0	1	7					0	0	0	0	0	0	0		3	33.3
37	Pat Campbell	G	5	0	1	1	0	3	0	0	0.000	0	0	0	0	0	0	0	0	0	0.0
77	Tim O'Brien	F	2	0	0	0	2	4	0	0	0.000	0	0	0	0	0	0	0	0	0	0.0
	BENCH		16	0			30													0	
TOTALS			16	187	280	467	265	1267	424	197		33	61	8	10	10	3	3	792	1062	0.176

No.	GOALIE	GP	MINS	W	L	EN	GA	GAA	SA	SVS	SV%
38	x Gee Nash	2	0:00	0	0	0	0	0.00	0	0	0.000
29	Bob Watson	16	850:22	10	4	0	143	10.09	673	530	0.788
37	Pat Campbell	14	132:25	0	2	1	24	10.87	97	73	0.753
TOTALS		16	982:47	10	6	1	167	10.20	770	603	0.783

2011 TORONTO ROCK PLAYOFF STATISTICS

No.	PLAYER	POS	GP	G	A	PTS	PIM	LB	FOA	FOW	FO%	PP	PPA	SHG	SHA	GW	OT	EN	SOG	SH	SH%
13	Garrett Billings	F	3	8	7	15	2	12	0	0	0.000	2	1	1	0	1	0	0	30	40	20.0
7	Colin Doyle	F	3	4	7	11	2	12	0	0	0.000	0	2	0	0	1	0	0	25	34	11.8
17	Stephan Leblanc	F	3	4	5	9	0	14	0	0	0.000	0	1	0	0	1	0	0	28	35	11.4
16	Blaine Manning	F	3	2	6	8	0	14	0	0	0.000	0	1	0	0	0	0	0	22	26	7.7
33	Kasey Beirnes	F	3	3	2	5	2	15	0	0	0.000	2	0	0	0	0	0	0	19	23	13.0
10	Rob Hellyer	F	3	2	1	3	0	9	0	0	0.000	0	0	0	0	0	0	0	8	11	18.2
5	Sandy Chapman	D	3	1	1	2	2	14	0	0	0.000	0	0	0	0	0	0	0	2	2	50.0
44	Stephen Hoar	D	3	1	1	2	4	10	42	21	0.500	0	0	0	0	0	0	0	2	2	50.0
14	Rob Marshall	D	3	1	1	2	0	12	0	0	0.000	0	0	0	0	0	0	0	3	3	33.3
9	Patrick Merrill	D	3	1	1	2	2	9	26	16	0.615	0	0	1	0	0	0	0	1	1	100.0
4	Jeff Gilbert	D	3	0	2	2	0	12	0	0	0.000	0	0	0	0	0	0	0	2	2	0.0
97	Kyle Ross	D	3	0	2	2	7	5	0	0	0.000	0	0	0	1	0	0	0	1	4	0.0
29	Bob Watson	G	3	0	2	2	0	0	0	0	0.000	0	0	0	1	0	0	0	0	0	0.0
27	Glen Bryan	D	3	1	0	1	2	14	0	0	0.000	0	0	0	0	0	0	0	1	1	100.0
93	Aaron Pascas	F	3	1	0	1	0	8	0	0	0.000	0	0	0	0	0	0	0	13	13	7.7
18	Phil Sanderson	D	3	1	0	1	2	7	0	0	0.000	0	0	0	0	0	0	0	1	1	100.0
11	Mike Hobbins	D	3	0	1	1	2	16	0	0	0.000	0	0	0	1	0	0	0	4	4	0.0
22	Cam Woods	D	3	0	1	1	4	12	0	0	0.000	0	0	0	0	0	0	0	0	0	0.0
8	Creighton Reid	D	3	0	0	0	2	16	0	0	0.000	0	0	0	0	0	0	0	1	1	0.0
	BENCH		3	0			2													0	
TOTALS			3	30	40	70	35	211	68	37		4	5	2	3	3	0	0	163	203	0.148

No.	GOALIE	GP	MINS	W	L	EN	GA	GAA	SA	SVS	SV%
37	Pat Campbell	3	0:00	0	0	0	0	0.00	0	0	0.000
29	Bob Watson	3	180:00	2	0	0	26	8.67	140	114	0.814
TOTALS		3	180:00	2	0	0	26	8.67	140	114	0.814

## TORONTO ROCK ALL-TIME DRAFT HISTORY

### 2011 ENTRY DRAFT

Rd (overall)	Player Chosen	From
2 (17)	Jesse Gamble	Cornell University
3 (26)	Pete Rennie	Peterborough, ON
4 (35)	Eric Bissell	Peterborough, ON
5 (44)	Kyle Davis	Brampton, ON
6 (50)	Phil Rawn	Kitchener, ON
6 (53)	Mark Burnett	Mars Hill College

### 2011 DISPERSAL DRAFT (BOS)

Rd (overall)	Player Chosen
2 (18)	Jon Durno
3	Pass

### 2010 ENTRY DRAFT

Rd (overall)	Player Chosen	From
2 (14)	Glen Bryan	Orangeville, ON
2 (16)	Sean Robinson	Hobart College
3 (30)	Rob Hellyer	Orangeville, ON
4 (34)	Kyle O'Brien	Dowling College
4 (40)	Michael McNamara	Six Nations, ON
5 (50)	Ryan Dilks	Coquitlam, BC
6 (59)	Sean Gillies	R.I.T

### 2010 DISPERSAL DRAFT

Rd (overall)	Player Chosen
1 (9)	Mike McLellan
2 (19)	Mat MacLeod
3 (29)	Pass

### 2009 ENTRY DRAFT

Rd (overall)	Player Chosen	From
1 (6)	Garrett Billings	University of Virginia
1 (7)	Joel Dalgarno	Ohio State University
1 (11)	Stephen Leblanc	Queens University
3 (31)	Damon Edwards	Orangeville, ONT
5 (43)	Anthony Lackey	Orangeville, ONT
6 (53)	John Quarrie	Orangeville, ONT

### 2009 DISPERSAL DRAFT

Rd (overall)	Player Chosen
1 (2)	Tyler Codron
2 (13)	Joel Weber
3 (24)	PASS

### 2008 DISPERSAL DRAFT (CHI)

Rd (overall)	Player Chosen
1 (3)	Bill McGlone
2 (15)	Josh Wasson

### 2008 ENTRY DRAFT

Rd (overall)	Player Chosen	From
2 (17)	Mike Fleming	Robert Morris University
3 (28)	Nick Rose	Orangeville, ON
5 (53)	Derrick Gordon	Orillia, ON
6 (66)	Tommy Hurley	Burlington, ON

### 2007 ENTRY DRAFT

Rd (overall)	Player Chosen	From
2 (21)	Mark Scherman	Notre Dame de Namur
3 (35)	Matt Baker	Orangeville, ON
4 (49)	Tyler Worden	Whitby, ON
4 (54)	Wes McDonald	Hobart College
5 (63)	Wes McFarlane	Roanoke College

### 2007 DISPERSAL DRAFT

Rd (overall)	Player Chosen
2 (19)	Curtis Ptolemy
3 (30)	Jon Harasym

### 2006 ENTRY DRAFT

Rd (overall)	Player Chosen	From
2 (15)	Mike MacLeod	Orangeville, ON
2 (19)	Jeff Gilbert	Robert Morris University
3 (35)	Matt Carroll	Whitby, ON
4 (45)	Bryan Riddell	Barrie, ON
5 (58)	Joe Hall	Ottawa, ON
6 (71)	Brady Campbell	Orangeville, ON
6 (73)	Tim Chisolm	University of Hartford

### 2005 ENTRY DRAFT

Rd (overall)	Player Chosen	From
2 (15)	Tyler Gibbons	Owen Sound, ON
3 (23)	Nathan Gilchrist	Six Nations, ON
3 (32)	Cam Monroe	Kitchener, ON
3 (33)	Chet Koneczny	Orangeville, ON
4 (44)	Sean Felstead	Brampton, ON
5 (55)	Nick Inch	Kitchener, ON
6 (61)	Travis Gault	Orangeville, ON
6 (67)	Ben Powless	Six Nations, ON

### 2004 ENTRY DRAFT

Rd (overall)	Player Chosen	From
2 (16)	Jeff Summerfield	Brampton, ON
3 (22)	Andrew Burkholder	Spartan, ON
3 (27)	Donevan Ruesen	Spartan, ON
4 (38)	David Campbell	Whitby, ON
5 (50)	Kris Bryan	Orangeville, ON
6 (61)	Jordan Bosomworth	Elora, ON

### 2003 ENTRY DRAFT

Rd (overall)	Player Chosen	From
1 (8)	Josh Bergey	Salisbury University
2 (13)	Stew Monture	Six Nations, ON
2 (17)	Ryan McClay	Cornell University
4 (38)	Matt Marchildon	Brock, ON
5 (48)	Chad Francis	Barrie, ON
6 (58)	Chris McElory	Orangeville, ON
7 (68)	Cal Smith	Adelphi University
8 (79)	Joshua Arnold	Milton, ON
8 (80)	Justin Kennedy	Barrie, ON

### 2003 DISPERSAL DRAFT

Rd (overall)	Player Chosen
1 (11)	Ryan Painter
2 (22)	Kevin Lunn
3 (33)	Ryan McNish

### 2002 ENTRY DRAFT

Rd (overall)	Player Chosen	From
1 (1)	Patrick Merrill	Mercyhurst College
1 (10)	Brian Crosswell	Peterborough, ON
1 (13)	John McLellan	Toronto, ON
2 (25)	Bobby McBride	Toronto, ON
3 (37)	Garret Kikot	Toronto, ON
4 (49)	Scott Stapleford	Whitby, ON
5 (61)	Craig Seibel	Kitchener, ON
6 (73)	Mark Craig	Whitby, ON
7 (85)	Tom Montour	Six Nations, ON
8 (97)	Matt Marchildon	Orangeville, ON
9 (109)	Brian LaMastro	University of Hartford



## TORONTO ROCK ALL-TIME DRAFT HISTORY

### 2001 ENTRY DRAFT

Rd (overall)	Player Chosen	From
1 (12)	Sandy Chapman	Brampton, ON
2 (21)	Barrett Church	Whitby, ON
2 (25)	Kevin Fines	Burnaby, BC
3 (38)	John Preece	Victoria, BC
4 (51)	Charles Duxtater	Burlington, ON
5 (64)	Chris Durno	Toronto, ON
6 (77)	Matt Skinner	St. Catharines, ON
7 (90)	Bill Taylor	Wallaceburg, ON
8 (103)	Rich Dommer	Adelphi University
9 (116)	Russ Davis	Six Nations, ON

### 2000 ENTRY DRAFT

Rd (overall)	Player Chosen	From
1 (9)	Jamie Taylor	Burlington, ON
2 (18)	Drew Candy	Mississauga, ON
3 (27)	Matt Dwane	Burnaby, BC
4 (36)	Carter Livingston	Toronto, ON
5 (45)	Chris MacKay	Victoria, BC
6 (54)	Nick Schroeder	Soth Fraiser, BC
7 (63)	Wes Suddons	Whitby, ON
8 (72)	Mike McLellan	Toronto, ON
9 (81)	J.J. Dickie	Orangeville, ON

### 1999 ENTRY DRAFT

Rd	Player Chosen	From
1	John Olson	Burnaby, BC
1	Kevin Langdale	Rochester Inst. of Tech.
2	Adam Bysouth	Burnaby, BC
3	Ryan Okada	South Fraser, BC
5	Brad Reed	Whitby, ON
6	Niall Maynard	Whitby, ON
7	Jayme Bryde	South Fraser, BC
8	Mike Kennedy	New Westminster, BC
9	Matt Roik	St. Catharines, ON

### 1998 ENTRY DRAFT

Rd	Player Chosen	From
1	Kaleb Toth	Burnaby, BC
1	Rory Graham	Burnaby, BC
2	Cam Sedgewick	Burnaby, BC
3	Brad Dairon	Burnaby, BC
4	Jason Crosbie	Brooklin, ON
5	Ryan Gray	Toronto, ON
6	Craig Fotopoulos	Kitchener, ON
7	Jamie Yale	Peterborough, ON
8	Scott Forbes	Whitby, ON
9	Peter Lough	Brooklin, ON

### 1997 ENTRY DRAFT

Rd	Player Chosen	From
1	Ken Millin	Six Nations, ON
2	Derek Malawsky	New Westminster, BC
3	Chris Langdale	Cornell University
4	Glenn Clark	Brooklin, ON
5	Ryan Phillips	Peterborough, ON
6	Steve Toll	Niagara Falls, ON
7	Pat Jones	Whitby, ON
8	Kris Bryde	Coquitlam, BC
9	Chad Squire	Six Nations, ON

### 1997 WESTERN CANADIAN DRAFT

Rd	Player Chosen	From
1	Chris Gill	Maple Ridge, BC
2	Dan Stroup	Burnaby, BC
3	Pat Coyle	Coquitlam, BC

### 1997 EXPANSION AND SUPPLEMENTAL DRAFT

Rd	Player Chosen	From
1	Bill Callan	Buffalo, NY
2	Dallas Squire	Six Nations, ON
3	Jonas Derks	Brooklin, ON



## TORONTO ROCK SINGLE-SEASON RECORDS

### GOALS

Colin Doyle	47	2002
Colin Doyle	43	2006
Colin Doyle	42	2005
Aaron Wilson	41	2005
Blaine Manning	40	2003
Colin Doyle	39	2003
Blaine Manning	39	2005
Aaron Wilson	39	2006
Dan Stroup	37	2002
Aaron Wilson	37	2007

### LOOSE BALLS

Jim Veltman	226	2006
Jim Veltman	207	2003
Jim Veltman	203	2002
Jim Veltman	194	1998
Jim Veltman	193	2005
Jim Veltman	179	2004
Jim Veltman	166	1999
Jim Veltman	164	2000
Jim Veltman	161	2001
Jim Veltman	143	2007

### SAVES

Bob Watson	586	2007
Bob Watson	575	2006
Bob Watson	543	2005
Bob Watson	530	2011
Bob Watson	525	2009
Bob Watson	513	2008
Bob Watson	425	2002
Bob Watson	422	2000
Bob Watson	415	2001
Bob Watson	390	2010

### ASSISTS

Josh Sanderson	71	2005
Colin Doyle	69	2005
Josh Sanderson	69	2006
Blaine Manning	66	2005
Colin Doyle	62	2010
Blaine Manning	56	2007
Colin Doyle	55	2003
Colin Doyle	55	2004
Blaine Manning	54	2004
Josh Sanderson	54	2007

### PENALTY MINUTES

Cam Woods	78	2008
Pat Coyle	65	2001
Pat Coyle	60	2002
Dan Ladouceur	60	2001
Dan Ladouceur	55	2002
Kim Squire	54	2002
Dan Ladouceur	54	2003
Patrick Merrill	53	2007
Craig Conn	52	2009
Craig Gelsvik	51	2001

### POINTS

Colin Doyle	111	2005
Blaine Manning	105	2005
Josh Sanderson	102	2005
Josh Sanderson	98	2006
Colin Doyle	96	2006
Colin Doyle	94	2003
Blaine Manning	90	2004
Colin Doyle	88	2004
Josh Sanderson	85	2007
Colin Doyle	84	2010

### FACE-OFFS WON

Stephen Hoar	185	2009
Patrick Merrill	179	2006
Peter Lough	160	2008
Rory Graham	158	2000
Patrick Merrill	145	2005
Rory Graham	144	1999
Stephen Hoar	135	2011
Pat Jones	131	2003
Ken Millin	117	2004
Ken Millin	114	2002



## TORONTO ROCK CAREER RECORDS

### GAMES PLAYED

Bob Watson	208
Colin Doyle	161
Blaine Manning	160
Jim Veltman	154
Dan Ladouceur	136
Chris Driscoll	96
Aaron Wilson	91
Pat Coyle	90
Patrick Merrill	85
Rob Marshall	81

### GOALS

Colin Doyle	346
Blaine Manning	293
Aaron Wilson	190
Dan Stroup	119
Josh Sanderson	114
Chris Gill	105
Jim Veltman	102
Steve Toll	96
Kim Squire	94
Kasey Beirnes	81

### ASSISTS

Blaine Manning	501
Colin Doyle	493
Jim Veltman	380
Josh Sanderson	221
Aaron Wilson	144
Steve Toll	133
Garrett Billings	94
Dan Stroup	94
Stephan Leblanc	89
Chris Driscoll	88

### POINTS

Colin Doyle	839
Blaine Manning	794
Jim Veltman	482
Josh Sanderson	335
Aaron Wilson	334
Steve Toll	229
Dan Stroup	213
Kim Squire	178
Chris Gill	167
Garrett Billings	158
Stephan Leblanc	158

### LOOSE BALLS

Jim Veltman	1958
Blaine Manning	788
Colin Doyle	697
Pat Coyle	597
Steve Toll	569
Bob Watson	555
Aaron Wilson	514
Rob Marshall	490
Glenn Clark	478
Chris Driscoll	473

### PENALTY MINUTES

Dan Ladouceur	428
Pat Coyle	305
Patrick Merrill	243
Colin Doyle	212
Jim Veltman	170
Glenn Clark	162
Blaine Manning	143
Scott Campbell	121
Cam Woods	113
Kim Squire	113

### FACE-OFFS WON

Patrick Merrill	492
Stephen Hoar	411
Steve Toll	317
Ken Millin	306
Rory Graham	302
Peter Lough	190
Pat Jones	136
Mike Accursi	111
Phil Sanderson	78
Bryan Riddell	70

### SAVES

Bob Watson	6316
Anthony Cosmo	687
Steve Dietrich	206
Rob Blasdel	177
Mike Poulin	147
Pat Campbell	110
Phil Wetherup	59
Mike Attwood	24
Curtis Palidwor	16



**MANNING**



## TORONTO ROCK ALL-TIME VS. OPPONENTS

	REGULAR SEASON						PLAYOFFS					
	ROAD		HOME		OVERALL		ROAD		HOME		OVERALL	
	GP	W L	GP	W L	GP	W L	GP	W L	GP	W L	GP	W L
Buffalo	18	12 6	15	7 8	33	19 14	1	1 0	2	1 1	3	2 1
Calgary	10	5 5	11	8 3	21	13 8						
Colorado	6	1 5	7	4 3	13	5 8	-	- -	1	1 0	1	1 0
(as Colorado)	1	0 1	2	0 2	3	0 3	-	- -	1	1 0	1	1 0
(as Was. Power)	2	0 2	2	1 1	4	1 3	-	- -	2	2 0	2	2 0
(as Pit. C.Fire)	1	1 0	1	1 0	2	2 0						
(as Baltimore)	2	0 2	2	2 0	4	2 2						
Edmonton	6	2 4	5	5 0	11	7 4						
Minnesota	4	2 2	5	2 3	9	4 5						
Philadelphia	17	10 7	14	11 3	31	21 10	-	- -	3	2 1	3	2 1
Rochester	18	2 16	17	12 5	35	14 21	3	1 2	4	4 0	7	5 2
Washington	2	1 1	5	4 1	7	5 2	2	1 1	1	1 0	3	1 1
(as Was.Stealth)	-	- -	1	1 0	1	1 0	1	0 1	1	1 0	2	1 1
(as San Jose)	-	- -	1	1 0	1	1 0						
(as Albany)	2	1 1	3	2 1	5	3 2	1	1 0	-	- -	1	1 0
<b>TOTALS:</b>		<b>51-53</b>		<b>74-32</b>		<b>125-85</b>		<b>4-3</b>		<b>12-2</b>		<b>16-5</b>





# WASHINGTON STEALTH

Comcast Arena • 2000 Hewitt Avenue, Suite 300 • Everett, WA 98201  
Phone: 877-MY-75-TIX • [www.stealthlax.com](http://www.stealthlax.com)

## CLUB DIRECTORY



**Doug Locker**  
Vice President and  
General Manager



**Chris Hall**  
Head Coach



**Michael Kennett**  
Director of  
Communications



Team Owners: ..... Bill & Denise Watkins  
President: ..... David Takata  
General Manager: ..... Doug Locker  
Head Coach: ..... Chris Hall  
Assistant Coaches: ..... Art Webster, Dan Stroup, Rick Lum, Dave Evans  
Director of Communications: ..... Michael Kennett  
Phone: ..... 425-374-7290 ext. 316  
E-Mail: ..... [mkennett@stealthlax.com](mailto:mkennett@stealthlax.com)  
Broadcast Partners: ..... KRKO-AM 1380 Fox Sports Radio (Radio), NLL Network (Online)

## TEAM INFORMATION

Home Arena/Seating Capacity ..... Comcast Arena at Everett/8,500  
NLL Team Established ..... 1999 (Albany), 2003 (San Jose), 2009 (Washington)  
Colors ..... Black, Red, White

### 2012 Schedule

Jan. 14 Calgary @ Washington  
Jan. 21 Washington @ Philadelphia  
Jan. 28 Edmonton @ Washington  
Feb. 4 Washington @ Buffalo  
Feb. 10 Calgary @ Washington  
Feb. 18 Washington @ Rochester  
Feb. 24 Minnesota @ Washington  
Mar. 3 Washington @ Toronto  
Mar. 10 Washington @ Colorado  
Mar. 11 Colorado @ Washington  
Mar. 24 Washington @ Edmonton  
Mar. 25 Minnesota @ Washington  
Mar. 31 Washington @ Calgary  
Apr. 14 Washington @ Minnesota  
Apr. 20 Toronto @ Washington  
Apr. 28 Buffalo @ Washington

### 2011 Results

Regular Season Record: 8-8 • Playoffs: 2-1

Jan. 8 Washington 11 @ Colorado 10  
Jan. 9 Calgary 13 @ Washington 11  
Jan. 14 Minnesota 16 @ Washington 8  
Jan. 22 Washington 19 @ Calgary 14  
Jan. 29 Washington 10 @ Minnesota 11  
Feb. 5 Washington 10 @ Colorado 8  
Feb. 11 Washington 12 @ Edmonton 14  
Feb. 12 Edmonton 15 @ Washington 14  
Feb. 18 Colorado 7 @ Washington 20  
Mar. 5 Washington 18 @ Edmonton 10  
Mar. 13 Calgary 17 @ Washington 13  
Mar. 25 Boston 8 @ Washington 9  
Apr. 1 Washington 12 @ Toronto 13  
Apr. 2 Washington 10 @ Buffalo 9  
Apr. 9 Minnesota 15 @ Washington 16  
Apr. 16 Rochester 18 @ Washington 10  
Apr. 30 Washington 14 @ Minnesota 8 \*  
May 7 Washington 10 @ Calgary 8 \*  
May 15 Washington 7 @ Toronto 8 \*

\* - Playoff game



## 2011 WASHINGTON STEALTH REGULAR SEASON STATISTICS

No.	PLAYER	POS	GP	G	A	PTS	PIM	LB	FOA	FOW	FO%	PP	PPA	SHG	SHA	GW	OT	EN	SOG	SH	SH%
42	Lewis Ratcliff	F	16	41	51	92	2	62	0	0	0.000	9	13	2	0	0	0	0	183	230	17.8
10	Rhys Duch	F	16	42	48	90	6	74	1	0	0.000	8	16	1	1	5	2	0	156	207	20.3
15	Luke Wiles	F	16	29	31	60	6	56	0	0	0.000	9	11	0	0	2	0	0	115	149	19.5
29	Cam Sedgwick	F	16	18	30	48	2	38	1	0	0.000	6	9	0	1	1	1	0	77	97	18.6
9	Paul Rabil	T	16	14	30	44	36	153	0	0	0.000	1	1	1	0	0	0	0	73	108	13.0
20	Craig Conn	F	14	12	21	33	14	57	1	0	0.000	0	5	0	0	0	0	0	55	75	16.0
23	Mike Grimes	D	16	11	10	21	11	103	0	0	0.000	1	0	1	0	0	0	1	19	22	50.0
8	Tom N. Johnson	F	12	10	8	18	11	32	0	0	0.000	0	0	0	0	0	0	0	50	60	16.7
27	Cliff Smith (total)	F	13	10	7	17	21	26	0	0	0.000	3	2	0	0	1	0	0	65	86	11.6
	COL	F	8	8	3	11	17					2	1	0	0	1	0	0		48	16.7
	WAS	F	5	2	4	6	4					1	1	0	0	0	0	0		38	5.3
25	Eric Martin	D	13	5	12	17	43	92	0	0	0.000	0	1	0	1	0	0	0	15	20	25.0
3	Jeff Moleski	D	16	3	10	13	22	74	0	0	0.000	0	0	0	0	0	0	0	14	16	18.8
67	Jeff Zywicki	F	3	4	4	8	0	6	0	0	0.000	1	1	0	0	0	0	0	17	22	18.2
	Tyler Richards	G	12	0	8	8	4	12	0	0	0.000	0	0	0	0	0	0	0	0	0	0.0
6	Curtis Hodgson	D	16	0	7	7	24	41	0	0	0.000	0	1	0	0	0	0	0	4	5	0.0
18	Kyle Hartzell	T	15	3	3	6	9	53	0	0	0.000	1	0	0	0	0	0	0	11	15	20.0
2	Matt Beers	D	15	1	5	6	26	53	0	0	0.000	1	0	0	0	0	0	0	4	4	25.0
47	Jason Bloom	T	15	1	4	5	12	34	1	0	0.000	0	1	0	0	0	0	0	5	6	16.7
16	Joel Dalgarno	F	2	3	1	4	0	5	0	0	0.000	0	0	0	0	0	0	0	6	7	42.9
41	Bob Snider	D	11	1	3	4	6	102	318	226	0.711	0	0	0	0	0	0	0	6	8	12.5
33	Matt Roik	G	7	0	4	4	0	7	0	0	0.000	0	0	0	0	0	0	0	0	0	0.0
19	Kory Kowalyk	F	3	0	3	3	0	6	0	0	0.000	0	0	0	0	0	0	0	2	2	0.0
24	Chris O'Dougherty	D	14	1	1	2	22	26	0	0	0.000	0	0	0	0	0	0	0	2	4	25.0
44	Chris McElroy	D	12	0	2	2	41	22	0	0	0.000	0	0	0	0	0	0	0	0	2	0.0
55	Martin Cummings	F	1	1	0	1	0	1	0	0	0.000	1	0	0	0	0	0	0	1	2	50.0
11	Kyle Sorensen	D	4	1	0	1	10	11	0	0	0.000	0	0	0	0	0	0	0	2	2	50.0
88	Ian Hawksbee	D	3	0	1	1	6	16	0	0	0.000	0	0	0	0	0	0	0	0	1	0.0
4	Peter Morgan	F	1	0	0	0	0	1	0	0	0.000	0	0	0	0	0	0	0	2	2	0.0
21	Chet Koneczny	D	4	0	0	0	4	16	0	0	0.000	0	0	0	0	0	0	0	2	2	0.0
39	Jamison Koesterer	T	5	0	0	0	6	14	143	86	0.601	0	0	0	0	0	0	0	0	1	0.0
77	Tyler Codron	D	8	0	0	0	10	9	0	0	0.000	0	0	0	0	0	0	0	0	0	0.0
	BENCH		16	0			18													0	
TOTALS			16	203	301	504	355	1187	465	312		39	60	5	3	8	3	1	850	1107	0.183

No.	GOALIE	GP	MIN	W	L	EN	GA	GAA	SA	SVS	SV%
0	Tyler Richards	16	672:47	5	6	3	130	11.61	593	463	0.781
33	Matt Roik	16	307:36	3	2	2	63	12.33	255	192	0.753
TOTALS		16	979:23	8	8	5	193	11.84	848	655	0.772

## 2011 WASHINGTON STEALTH PLAYOFF STATISTICS

No.	PLAYER	POS	GP	G	A	PTS	PIM	LB	FOA	FOW	FO%	PP	PPA	SHG	SHA	GW	OT	EN	SOG	SH	SH%
42	Lewis Ratcliff	F	3	9	8	17	2	8	2	0	0.000	1	0	0	1	0	0	0	37	47	19.1
10	Rhys Duch	F	3	5	10	15	6	14	0	0	0.000	0	2	1	0	0	0	0	22	28	17.9
67	Jeff Zywicki	F	3	6	6	12	0	8	0	0	0.000	1	1	0	0	1	0	0	28	37	16.2
29	Cam Sedgwick	F	3	2	7	9	0	8	0	0	0.000	0	1	0	0	0	0	0	10	11	18.2
15	Luke Wiles	F	3	2	7	9	0	7	0	0	0.000	1	2	0	0	0	0	0	14	19	10.5
9	Paul Rabil	T	3	2	6	8	0	19	0	0	0.000	0	0	0	1	0	0	0	15	17	11.8
27	Cliff Smith	F	3	3	2	5	2	2	0	0	0.000	0	0	0	0	1	0	0	14	16	18.8
2	Matt Beers	D	3	1	2	3	4	10	0	0	0.000	0	0	0	0	0	0	0	2	2	50.0
23	Mike Grimes	D	3	0	2	2	0	23	0	0	0.000	0	0	0	0	0	0	0	2	3	0.0
	Tyler Richards	G	3	0	2	2	0	4	0	0	0.000	0	0	0	0	0	0	0	0	0	0.0
3	Jeff Moleski	D	3	1	0	1	2	12	0	0	0.000	0	0	0	0	0	0	0	3	3	33.3
47	Jason Bloom	T	3	0	1	1	4	14	0	0	0.000	0	0	0	0	0	0	0	0	0	0.0
24	Chris O'Dougherty	D	3	0	1	1	2	4	0	0	0.000	0	0	0	0	0	0	0	1	1	0.0
33	Matt Roik	G	1	0	0	0	0	0	0	0	0.000	0	0	0	0	0	0	0	0	0	0.0
20	Craig Conn	F	3	0	0	0	6	8	0	0	0.000	0	0	0	0	0	0	0	3	4	0.0
6	Curtis Hodgson	D	3	0	0	0	0	10	0	0	0.000	0	0	0	0	0	0	0	1	1	0.0
25	Eric Martin	D	3	0	0	0	19	7	0	0	0.000	0	0	0	0	0	0	0	2	3	0.0
44	Chris McElroy	D	3	0	0	0	0	3	0	0	0.000	0	0	0	0	0	0	0	0	0	0.0
41	Bob Snider	D	3	0	0	0	0	23	65	35	0.538	0	0	0	0	0	0	0	3	3	0.0
11	Kyle Sorensen	D	3	0	0	0	4	11	1	0	0.000	0	0	0	0	0	0	0	1	1	0.0
	BENCH		3	0			10													0	
TOTALS			3	31	54	85	61	195	68	35		3	6	1	2	2	0	0	158	196	0.158

No.	GOALIE	GP	MIN	W	L	EN	GA	GAA	SA	SVS	SV%
0	Tyler Richards	3	179:06	2	0	0	23	7.71	157	134	0.854
33	Matt Roik	3	1:54	0	0	0	1	66.67	1	0	0.000
TOTALS		3	180:00	2	0	0	24	8.00	158	134	0.848

## WASHINGTON STEALTH ALL-TIME DRAFT HISTORY

### 2011 ENTRY DRAFT

Rd (overall)	Player Chosen	From
3 (21)	Mike Mallory	Delta, BC
3 (22)	Adam McGourty	Brampton, ON
4 (34)	Trevor Moore	Robert Morris University
5 (43)	Brett Hickey	Windsor, ON
6 (52)	Justin Salt	New Westminster, BC

### 2011 DISPERSAL DRAFT (BOS)

Rd (overall)	Player Chosen
1 (8)	Jamie Rooney
2 (17)	Josh Wasson
3 (26)	Dan Teat
4	Pass

### 2009 ENTRY DRAFT

Rd (overall)	Player Chosen	From
2 (13)	Matt Beers	Coquitlam, B.C.
2 (23)	Erik Sage	Victoria, B.C.
3 (24)	Ben Hunt	University of North Carolina
3 (29)	Rhys Jones	Victoria, B.C.
3 (30)	Ray Hodgkinson	Burnaby, B.C.
5 (49)	Chris Taylor	Georgetown University
6 (58)	Chris O'Dougherty	Rutgers University

### 2009 DISPERSAL DRAFT

Rd (overall)	Player Chosen
1 (7)	Peter Morgan
2 (18)	Brad MacDonald
3 (29)	Derek Lowe

### 2008 ENTRY DRAFT

Rd (overall)	Player Chosen	From
1 (2)	Paul Rabil	Johns Hopkins University
1 (3)	Rhys Duch	University of Stony Brook
1 (5)	Kevin Huntley	Johns Hopkins University
3 (32)	Alex Turner	Simon Fraser University
5 (57)	Trevor Wagar	University of Vermont
6 (70)	Nick O'Hara	Duke University

### 2008 DISPERSAL DRAFT (CHI)

Rd (overall)	Player Chosen
1 (7)	Steve McKinlay
2 (18)	Jake Byrne

### 2008 DISPERSAL DRAFT (AZ)

Rd (overall)	Player Chosen
1 (8)	Mike Grimes

### 2007 ENTRY DRAFT

Rd (overall)	Player Chosen	From
1 (5)	Frank Resetarits	University of Albany
1 (7)	Tom Johnson	Bellarmine University
3 (31)	Steve Panarelli	Syracuse University
4 (46)	Tyler Richards	Coquitlam, BC
5 (64)	Trevor Scott	Victoria, BC
6 (73)	Ray Megill	University of Maryland
6 (78)	Andrew Recchione	Univ. of Massachusetts

### 2007 DISPERSAL DRAFT

Rd (overall)	Player Chosen
1 (7)	Peter Veltman
2 (18)	Sean Morris
3 (31)	Keegan Davidson

### 2006 ENTRY DRAFT

Rd (overall)	Player Chosen	From
1 (1)	Ryan Benesch	Kitchener, ON
1 (2)	Kyle Sorensen	Bellarmine University
1 (7)	Paul Dawson	Brampton, ON
2 (16)	Wes Green	Adelphi University
4 (42)	Brad Trotter	Barrie, ON
5 (55)	Joe Vasold	New York Tech
6 (68)	Steve Holmes	University of Virginia

### 2005 ENTRY DRAFT

Rd (overall)	Player Chosen	From
1 (6)	Matt Vinc	Canisius College
1 (8)	Jeff Zywicki	University of Massachusetts
1 (11)	Ed Brown	Middlebury College
2 (19)	Jarett Park	Syracuse University
3 (25)	Tony Frick	Brown University
4 (36)	Daryl Seymour	Bucknell University
5 (47)	Grant Halford	Loyola College
6 (58)	Will Patton	Univ. of California Santa Barbara

### 2005 DISPERSAL DRAFT

Rd (overall)	Player Chosen
1 (3)	Matt Roik
2 (14)	Mike Law

### 2004 ENTRY DRAFT

Rd (overall)	Player Chosen	From
1 (3)	Ryan Boyle	Princeton University
2 (12)	Eric Martin	Salisbury University
2 (17)	Mike Powell	Syracuse University
3 (24)	Matt Alrich	University of Delaware
3 (28)	Andrew Roth	Corliland State
4 (39)	Nenad Gajic	Burnaby, BC
5 (51)	Drew Virk	Univeristy of Maryland
6 (62)	Walid Hajj	Georgetown University
6 (66)	Cory O'Neill	Salisbury University

### 2004 DISPERSAL DRAFT

Rd (overall)	Player Chosen
1 (4)	Kevin Olson
2 (17)	Rich Catton

### 2003 ENTRY DRAFT

Rd (overall)	Player Chosen	From
1 (7)	Scott Ranger	Victoria, BC
1 (10)	Kelly Hall	Whittier College
2 (15)	Derek Lowe	Port Coquitlam, BC
2 (18)	Andrew Biers	Whittier College
2 (21)	Kyle McEwen	New Westminster, BC
4 (42)	Kitan Gbadebo	Coquitlam, BC
5 (52)	Luke Gilbert	Whittier College
6 (62)	Matt Bontalates	Syracuse University
7 (73)	Kevin Reid	Coquitlam, B

### 2003 DISPERSAL DRAFT

Rd (overall)	Player Chosen
1 (5)	Brennan Day
2 (16)	Chris Konopliff
3 (27)	Rick Matthews

## WASHINGTON STEALTH ALL-TIME DRAFT HISTORY

### 2002 ENTRY DRAFT

Rd (overall)	Player Chosen	From
1 (8)	Josh Coffman	Syracuse University
2 (11)	Brock Boyle	Mississauga, ON
3 (11)	Mark Morley	University of Massachusetts
4 (48)	Josh McNaughton	Halton Hills, ON
5 (60)	Jamie Dowdell	Orangeville, ON
6 (72)	Michael McKay	Whitby, ON
7 (84)	Tyler Harris	Clarington, ON
8 (96)	Pat Magee	Toronto, ON
9 (108)	Mike Mastriani	Siena College

### 1999 ENTRY DRAFT

Rd	Player Chosen	From
1 (6)	Scott Stewart	Burlington, ON
3 (18)	Rob Kirkby	Whitby, ON
4 (26)	Ken Montour	Six Nations, ON
5 (34)	Hamilton Pollard	Penn State University
6 (42)	Kevin Howard	Edmonton, AB
7 (50)	Dennis DeBusschere	University of Delaware
8 (58)	Bruce Murray	New Westminster, BC
9 (66)	Bruce Codd	Orangeville, ON

### 2001 ENTRY DRAFT

Rd (overall)	Player Chosen	From
1 (7)	Brian Kazarian	Orangeville, ON
2 (20)	Chris White	Peterborough, ON
3 (32)	Jeff Sonke	University of North Carolina
3 (33)	Doug Shanahan	Hofstra University
4 (46)	Stuart Schwartz	Duke University
5 (59)	Brock Robertson	Orillia, ON
6 (72)	John Madigan	University of Massachusetts
7 (85)	Kyle Szymczyk	Johns Hopkins University
8 (98)	Bobby Gormsen	University of North Carolina
9 (111)	Steve Field	Marymount College

### 2000 ENTRY DRAFT

Rd (overall)	Player Chosen	From
2 (10)	Mike Regan	Butler University
2 (14)	Aaron Wilson	Kitchener, ON
3 (25)	Mark Steenhuis	St. Catharines, ON
6 (50)	Charlie Parsons	Kitchener, ON
6 (51)	Willy Buckland	Burlington, ON
7 (59)	Greg Tregunno	Burlington, ON
8 (68)	Darryl McDonald	St. Catharines, ON
9 (77)	Jake Henhawk	Six Nations, ON



## WASHINGTON STEALTH SINGLE-SEASON RECORDS

### GOALS

Jeff Zywicki	48	2008
Lewis Ratcliff	46	2010
Mike Regan	44	2004
Gary Rosyski	44	2002
Rhys Duch	42	2011
Ted Dowling	41	2000
Lewis Ratcliff	41	2011
Jeff Zywicki	40	2007
Colin Doyle	38	2009
Nick Trudeau	38	2002

### LOOSE BALLS

Rob Blasdell	158	2002
Cam Woods	154	2001
Phil Sanderson	154	2001
Paul Rabil	153	2011
Eric Martin	151	2008
Eric Martin	132	2007
John Rosa	127	2000
Jim Moss	127	2002
Ian Hawksbee	124	2007
Matt Ogelsby	120	2004

### SAVES

Rob Blasdell	644	2002
Anthony Cosmo	571	2008
Anthony Cosmo	524	2007
Rob Blasdell	513	2003
Rob Blasdell	474	2001
Tyler Richards	463	2011
Rob Blasdell	434	2000
Anthony Cosmo	427	2005
Anthony Cosmo	420	2006
Matt Roik	358	2009

### ASSISTS

Colin Doyle	73	2009
Josh Sanderson	68	2002
Josh Sanderson	61	2004
Colin Doyle	61	2008
Colin Doyle	59	2007
Rhys Duch	54	2009
Rhys Duch	53	2010
Luke Wiles	52	2007
Lewis Ratcliff	51	2010
Lewis Ratcliff	51	2011

### PENALTY MINUTES

Eric Martin	89	2009
Eric Martin	71	2008
Matt Beers	67	2010
Gary Rosyski	58	2000
Kyle Sorensen	55	2008
Jim Moss	53	2002
Eric Martin	53	2010
Shaydon Santos	53	2002
Gary Rosyski	49	2003
2 players with	48	

### POINTS

Colin Doyle	111	2009
Josh Sanderson	103	2002
Lewis Ratcliff	97	2010
Lewis Ratcliff	92	2011
Rhys Duch	90	2011
Jeff Zywicki	90	2008
Josh Sanderson	89	2004
Rhys Duch	89	2009
Colin Doyle	88	2008
Rhys Duch	86	2010

### FACE-OFFS WON

Jamison Koesterer	265	2010
Bob Snider	226	2011
Steve Fannell	215	2001
Chris Cercy	212	2004
Tim Booth	191	2008
Tim Booth	167	2007
Steve Fannell	157	2000
Steve Fannell	156	2002
Darren Reisig	135	2006
Drew Virk	125	2005



**MARTIN**

## WASHINGTON STEALTH CAREER RECORDS

### GAMES PLAYED

Gary Rosyski	132
Curtis Hodgson	111
Shaydon Santos	111
Cam Sedgwick	108
Cam Woods	106
Eric Martin	102
Jim Moss	81
Jeff Zywicki	78
Rob Blasdell	78
Phil Sanderson	73

### POINTS

Gary Rosyski	530
Josh Sanderson	382
Jeff Zywicki	365
Cam Sedgwick	335
Colin Doyle	280
Luke Wiles	271
Rhys Duch	265
Dan Teat	218
Mike Regan	201
Lewis Ratcliff	189

### FACE-OFFS WON

Steve Fannell	528
Tim Booth	358
Jamison Koesterer	351
Bob Snider	226
Chris Cercy	212
Shaydon Santos	164
Darren Reisig	140
Drew Virk	125
Jim Moss	122
Will Dalton	92

### GOALS

Gary Rosyski	250
Jeff Zywicki	181
Josh Sanderson	136
Mike Regan	128
Dan Teat	125
Luke Wiles	116
Cam Sedgwick	114
Rhys Duch	110
Lewis Ratcliff	87
Colin Doyle	87

### LOOSE BALLS

Cam Woods	799
Eric Martin	782
Gary Rosyski	636
Phil Sanderson	524
Rob Blasdell	508
Jim Moss	488
Curtis Hodgson	446
Jeff Zywicki	419
Cam Sedgwick	389
Shaydon Santos	370

### SAVES

Rob Blasdell	2493
Anthony Cosmo	1942
Tyler Richards	996
Matt Roik	798
Brandon Miller	514
Aaron Bold	260
Derek General	43
Matt Vinc	5

### ASSISTS

Gary Rosyski	280
Josh Sanderson	246
Cam Sedgwick	221
Colin Doyle	193
Jeff Zywicki	184
Luke Wiles	155
Rhys Duch	155
Lewis Ratcliff	102
Dan Teat	93
Nick Trudeau	76

### PENALTY MINUTES

Eric Martin	377
Shaydon Santos	254
Gary Rosyski	249
Cam Woods	229
Jim Moss	212
Kyle Sorensen	161
Phil Sanderson	159
Matt Beers	93
Curtis Hodgson	76
Ian Hawksbee	74





# WASHINGTON STEALTH ALL-TIME VS. OPPONENTS

	REGULAR SEASON						PLAYOFFS					
	ROAD		HOME		OVERALL		ROAD		HOME		OVERALL	
	GP	W L	GP	W L	GP	W L	GP	W L	GP	W L	GP	W L
Buffalo	6	2 4	6	2 4	12	4 8						
Calgary	11	8 3	12	3 9	23	11 12	2	1 1	1	0 1	3	1 2
Colorado	15	7 8	14	11 3	29	18 11	1	1 0	-	- -	1	1 0
(as Colorado)	14	6 8	12	10 2	26	16 10	1	1 0	-	- -	1	1 0
(as Was. Power)	1	1 0	1	0 1	2	1 1						
(as Pit. C.Fire)	-	- -	1	1 0	1	1 0						
Edmonton	7	4 3	9	7 2	16	11 5	-	- -	1	1 0	1	1 0
Minnesota	4	0 4	6	3 3	10	3 7	1	1 0	1	1 0	2	2 0
Philadelphia	5	0 5	6	3 3	11	3 8						
Rochester	6	2 4	8	2 6	14	4 10	-	- -	1	1 0	1	1 0
Toronto	5	1 4	2	1 1	7	2 5	1	0 1	2	1 1	3	1 2
TOTALS:	50	51	55	46	105	97	4	3	4	3	8	6



# PRO INDOOR LACROSSE TIMELINE

## -1986-

**3-13-86:** Chris Fritz and Russ Cline incorporate the Eagle Pro Box Lacrosse League. Fritz is named President and Cline Executive Vice President. The League was to play in 1987 with four teams: Washington Wave at the Capital Centre; Baltimore Thunder at the Baltimore Arena; Philadelphia Wings at the Spectrum; and the New Jersey Saints at the Meadowlands Arena.

## -1987-

**1-9-87:** The League makes final preparations to begin its first season with each of the four teams playing a six-game schedule, with three games at home and three on the road.

**1-10-87:** The first game in the League features Philadelphia at New Jersey in which the Saints defeat the Wings by the score of 11-8 before a crowd of 5,976 fans.

**1-31-87:** The Philadelphia Wings defeat the New Jersey Saints 17-11 at the Spectrum before a crowd of 14,903, the largest of 1987.

**2-26-87:** The Baltimore Thunder defeat the New Jersey Saints 14-9 in first round playoff action before a crowd of 8,586 at the Meadowlands. The Thunder advances to the championship game.

**3-8-87:** The Washington Wave advances to the championship game by defeating the Philadelphia Wings, 20-15.

**3-21-87:** The Baltimore Thunder, coached by Bob Griebel, defeat the Washington Wave by a score of 11-10 to capture the first League Championship. A crowd of 7,019 was on hand at the Capital Centre.

**3-22-87:** The League announces a total of 124,536 fans attend Eagle Pro Box Lacrosse League games in its first year.

**5-13-87:** The League announces that Darrell Russell has been named Commissioner of the League.

## -1988-

**1-2-88:** The League begins its second year with each of the four teams playing an eight-game schedule.

**1-3-88:** The New Jersey Saints and the defending champion Baltimore Thunder open the season in New Jersey. The Saints downed the defending champs 16-10 in front of 7,130 fans at the Meadowlands.

**3-6-88:** The New Jersey Saints eliminate the Philadelphia Wings from the playoffs with a 12-10 victory in front of a crowd of 4,118.

**3-20-88:** The New Jersey Saints become the second League champions by defeating the Washington Wave, 17-16 before 8,125 fans at the Capital Centre. For the Wave, it was the second time in as many years they reached the championship game, only to come away on the short end of a one-goal game.

**5-15-88:** The league becomes known as the Major Indoor Lacrosse League (MILL)

**10-18-88:** The League announces that it will award expansion teams to Detroit and Boston. The teams will begin play in the 1989 season. The Detroit team will be named the Turbos and play in the Joe Louis Arena. Their team colors will be purple, silver and black. The Boston entry will be called the New England Blazers and play their home games at the Worcester Centrum. The Blazers will have green, orange, and white as their team colors.

**10-27-88:** The League announces that the Saints will relocate to the Nassau Coliseum on Long Island beginning in the 1989 season. The team name will be changed to the New York Saints to reflect their new home.

## -1989-

**1-6-89:** The League prepares to open its third season with six teams – Baltimore Thunder, Detroit Turbos, New England Blazers, New York Saints, Philadelphia Wings and Washington Wave. Each of the six teams will play an eight-game schedule, with four home games and four road games.

**1-7-89:** In its first ever regular season game, 12,171 Detroit fans watch the expansion Turbos defeat the Washington Wave, 11-9, in the 1989 League opener.

**2-4-89:** The New York Saints defeat the Baltimore Thunder, 12-11, in the lone overtime game of the 1989 season.

# PRO INDOOR LACROSSE TIMELINE

**3-19-89:** Regular season attendance figures for the League total 230,724 for 24 regular season games, an average of 9,614 per game.

**4-1-89:** The New York Saints knock the Detroit Turbos out of the playoffs with a 9-8 win.

**4-7-89:** The Philadelphia Wings became the third different team to capture the League Championship. In front of a record post-season crowd of 16,042 Philadelphia fans at the Spectrum, the Wings defeat the New York Saints, 11-10, to win the title.

**4-8-89:** The League announces its attendance figures for the 1989 regular and post-season games. Attendance reached 255,088 in 1989, an average of 9,811 per game.

**6-14-89:** The League announces a new expansion Pittsburgh Bulls. The Bulls will call the Civic Arena home and sport the traditional Pittsburgh colors of black and gold.

## -1990-

**1-4-90:** The League prepares to open its fourth season with six teams – Baltimore Thunder, Detroit Turbos, New England Blazers, New York Saints, Philadelphia Wings and Pittsburgh Bulls. Each of the six teams will once again play an eight-game schedule featuring four home and away games.

**1-5-90:** In its first ever-regular season game, 9,213 Pittsburgh fans watch the expansion Bulls defeat the New England Blazers, 14-11, in the League's regular season opener.

**2-17-90:** A crowd of 10,904 witnessed the first regular season double overtime game in League history, as the Philadelphia Wings edge the Baltimore Thunder 13-12.

**3-24-90:** The New York Saints defeat the Philadelphia Wings, 8-5, before the first sellout and largest crowd in League history - 17,177 at the Spectrum in Philadelphia. The Saints victory forces a rematch the next week in the playoffs.

**3-25-90:** The League announces that the 1990 regular season attendance figures reached 262,554.

**3-26-90:** The League announces its first All-Pro teams. First team honors go to Rick Sowell of the Baltimore Thunder, Brad Kotz and John Tucker of the Philadelphia Wings, Brian Nikula of the Pittsburgh Bulls, Jay Fay of the New England Blazers and Ted Sawicki of the Detroit Turbos. Second team honors go to Toby Boucher and Dan O'Neill of the New England Blazers, Tim Welsh of the Baltimore Thunder, Don Borges of the New York Saints, Dave Pietramala of the Pittsburgh Bulls and Ron Martiniello of the Detroit Turbos.

**4-7-90:** The Philadelphia Wings become the first team to win two League Championship Games, as the defeat the New England Blazers 17-7, in front of 11,479 fans at the Spectrum.

**4-14-90:** The League announces that attendance for the 26 games were 287,585, an average of 11,060 per game.

**5-27-90:** The League announces that identical twins Paul and Gary Gait, who earned three-time All-American status at Syracuse University, were drafted and signed to play with the Detroit Turbos. The Gaits were the leaders on the Syracuse NCAA Championship teams of 1988, 1989, and 1990.

**12-4-90:** The season schedule is increased from eight games to ten, with each team playing five games at home and on the road.

**12-29-90:** The professional debuts of Detroit rookie twin brothers Paul and Gary Gait was successful, as they paced the Turbos to a 20-16 victory over the Baltimore Thunder.

## -1991-

**2-8-91:** Rick Nichols is appointed as Vice President and General Manager of the League.

**2-10-91:** The Detroit Turbos outpace the Philadelphia Wings, 14-12, at the Spectrum before 16,642 fans, the largest crowd of the season.

# PRO INDOOR LACROSSE TIMELINE

**3-27-91:** 1991 was a record-breaking year, especially in Detroit. Rookies Paul and Gary Gait set new standards in most offensive categories. Paul scored a record 47 goals, while Gary was second in the league with 32. Gary established new records with 36 assists and 68 points. Both Gait brothers are named First Team All-Pro. As a team, the Turbos set records for goals scored with 184, assists with 227 and total points with 411.

**4-6-91:** The Detroit Turbos defeat the Baltimore Thunder, 14-12, to claim the League's fifth title and the Turbos first. The World Championship Game was attended by 10,814 at the Baltimore Arena.

**4-20-91:** The National Division All-Stars defeat the American Division All-Stars, 25-20, in the inaugural League All-Star Game. A crowd of 7,658 witnesses the All-Star gala at the Spectrum in Philadelphia.

**10-1-91:** The League announces the Buffalo Bandits as an expansion team to join the league for the 1992 season. The Bandits name Bob "Buff" McCready as head coach, Johnny Mouradian as General Manager, and Peter Crawford as assistant coach.

**10-15-91:** The League announces the New England Blazers will move their home games to the historic Boston Garden, and will be known as the Boston Blazers.

## - 1992 -

**1-4-92:** The expansion Buffalo Bandits lose to the New York Saints, 21-17, in their debut with 9,052 in attendance at the Memorial Auditorium in Buffalo.

**2-28-92:** The Buffalo Bandits defeat the Philadelphia Wings, 20-11, in their first ever sellout of 16,325 in Memorial Auditorium. It marks the second sellout in League history.

**4-11-92:** For the first time since the League's inaugural season, an expansion team wins the League's World Championship, as the Buffalo Bandits defeat the Philadelphia Wings, 11-10, in an exciting overtime game. The game was broadcast live in Buffalo on Empire Sports Network.

## - 1993 -

**1-9-93:** The League begins its seventh season of indoor lacrosse when the Baltimore Thunder defeats the Boston Blazers, 18-17, before 8,134 fans at the Baltimore Arena.

**2-6-93:** Paul Gait becomes the first League player to score 100 career goals during a six-goal, two-assist night in helping his new team, the Philadelphia Wings, defeat the arch-rival New York Saints, 13-8, before 16,731 at the Spectrum.

**3-13-93:** The "Blizzard of the Century" slams the Northeastern United States, forcing the first cancellations in League history, when three venues (Buffalo, Boston and Philadelphia) are closed because of severe weather conditions.

**3-20-93:** The defending champion Buffalo Bandits become the first team to sell out every regular season home game, defeating the Detroit Turbos, 20-14, before 16,325 fans.

**4-10-93:** Buffalo wins their second consecutive League Championship with a 13-12 comeback victory over the Philadelphia Wings before 16,325 in sold out Memorial Auditorium. The Bandits keep their 18-game winning streak alive, the longest in league history. Buffalo joins the Wings as the only team to win back-to-back championships.

**6-7-93:** Bruce Lucker joins the League as its third owner, heading a minority investment consortium.

**11-30-93:** ESPN signs a six-year agreement, making them the network of the League. Regular season games will be shown on ESPN2, as well as the playoff broadcasts on both ESPN and ESPN2.

**12-8-93:** The League and the Players Association announce a three-year contract agreement.

## - 1994 -

**1-8-94:** The League begins its eighth season when the Detroit Turbos defeat the Baltimore Thunder, 15-8, at the Baltimore Arena.

**1-17-94:** ESPN2's first Monday night broadcast features the Detroit Turbos against the Baltimore Thunder.

**2-26-94:** The record for fewest goals in a game was broken by the Philadelphia Wings when they scored only four goals against the New York Saints, in a 13-4 loss at Nassau Coliseum.

**3-26-94:** Paul Gait of the Philadelphia Wings breaks his own League record of eight goals in a game by scoring ten against the Boston Blazers at Boston Garden.

# PRO INDOOR LACROSSE TIMELINE

**4-16-94:** The Philadelphia Wings deny the Buffalo Bandits a third consecutive World Championship by defeating the Bandits, 26-15, in front of a sellout crowd of 16,284 at Memorial Auditorium. The win gives the Wings their third League Championship, the most of any team in the league. ESPN broadcasts the game live from Buffalo, marking the first live telecast by ESPN of a League game.

**8-1-94:** The League announces the Detroit Turbos will discontinue operations for future seasons.

**10-4-94:** The League announces the an expansion team in Rochester, New York will be named the Knight-hawks, wear the colors white, teal, purple, and black and will play at the Rochester War Memorial.

## -1995-

**1-7-95:** The expansion Rochester Knighthawks won their inaugural game, 12-8, against the New York Saints in the War Memorial.

**1-20-95:** For the first time in League history, Paul Gait (Rochester) played against his twin brother Gary Gait (Philadelphia).

**3-11-95:** Philadelphia breaks the League's attendance record as 17,380 fans witness the Wings defeat of the Baltimore Thunder in the regular season finale.

**4-8-95:** The Philadelphia Wings win back-to-back championships by defeating the Rochester Knight-hawks, 15-14, in a thrilling overtime game. The Wings have won four League titles in their nine-year history.

**10-3-95:** The League announced the addition of the Charlotte Cobras for the 1996 season. The team will play at the Independence Arena and will wear the colors red, bronze and black.

**10-10-95:** The League announced its 1996 schedule with an expanded 10-game regular season. In addition, the Boston Blazers announced they will play at the new Fleet Center in 1996.

**12-1-95:** The 1996 television schedule was announced with the ESPN2 Game of the Week to be broadcast Monday nights from 7:30 p.m.-9:30 p.m. ET during the season.

**12-30-95:** The League kicks off its 10th Anniversary celebration season as the Baltimore Thunder defeat the Boston Blazers 15-11, before 5,122 fans at the Baltimore Arena.

## -1996-

**1-12-96:** The expansion Charlotte Cobras open their inaugural season at the Independence Arena with a 17-4 loss to the Boston Blazers.

**2-24-96:** The fourth largest crowd in League history (16,818) watched the Philadelphia Wings defeat the Charlotte Cobras 26-11, at the CoreStates Spectrum in Philadelphia.

**4-6-96:** The Philadelphia Wings advance to their fifth consecutive World Championship Game by defeating the Boston Blazers 10-8, in the CoreStates Spectrum. This game marks the final game to be played in the Spectrum building, as the Wings move to the brand new CoreStates Center in 1997.

**4-12-96:** The Buffalo Bandits deny the Philadelphia Wings a third consecutive League World Championship by defeating the Wings 15-10, in front of a sold-out Memorial Auditorium in Buffalo. The win gives the Bandits their third League Championship in their history. The game also marks the final League game to be played in the historical Aud.

**8-19-96:** The League announces the Charlotte Cobras will discontinue operations for future seasons.

**9-11-96:** The League conducts its annual Entry Draft for the 1997 season via conference call with each team's head coach selecting players over five rounds. The New York Saints selected forward Tim Langton of Towson State as the number one pick in the draft.

## -1997-

**1-4-97:** The eleventh season opens with three games, including Rochester playing Buffalo at the Bandits' new home, Marine Midland Arena, in front of a new League record (sellout) crowd of 18,595.

**1-18-97:** The League plays at another new facility as the Philadelphia Wings defeat the visiting Baltimore Thunder 16-11 at the CoreStates Center.

**3-15-97:** The Bandits match their opening night league attendance record, taking on the rival Wings before another capacity crowd of 18,595.



# PRO INDOOR LACROSSE TIMELINE

**4-5-97:** Rochester and Buffalo post semi-final playoff victories, marking the first time since 1991 that the League's World Championship Game will not include the Philadelphia Wings.

**4-12-97:** The Rochester Knighthawks claim their first World Championship in the league's final title game during the time it was known as the MILL. The visitors won before the third largest crowd in league history, with 18,055 in attendance at Marine Midland Arena.

**7-21-97:** A new entity, combining the tradition of the Major Indoor Lacrosse League with two expansion teams and individual team ownership is announced – the National Lacrosse League. Syracuse, New York (nicknamed Smash and playing at the Onondaga County War Memorial) and Hamilton, Ontario (nicknamed Raiders and playing at Copps Coliseum) are the new professional indoor lacrosse entries.

**9-11-97:** John Livsey, Jr. is named as the first Commissioner of the National Lacrosse League.

**9-18-97:** A blockbuster trade sees seven-time All-Pro Paul Gait go to the expansion Syracuse Smash in exchange for draft picks and player compensation.

**11-8-97:** A three-year collective bargaining agreement between the NLL and the Professional Lacrosse Players Association (PLPA) is announced.

**11-24-97:** The 1998 regular season schedule is announced, with teams now playing 12 games (six at home and six on the road) and facing their six opponents twice each (once at home and once on the road). In addition, the playoff format will see a best-of-three Championship Series with Semifinal playoff action to still take place in a single-game elimination format.

## -1998-

**1-3-98:** The league plays its first ever game in Canada, as the expansion Ontario Raiders make their debut at Copps Coliseum in Hamilton. In the game, Rochester defeated Ontario in overtime, 15-14.

**1-9-98:** A television schedule providing game coverage over regional sports networks Comcast SportsNet, Empire Sports Network, and Home Team Sports is announced.

**1-17-98:** The Smash make their debut in Syracuse, defeating Thruway rival Rochester 14-12 at the Onondaga County War Memorial after starting off the season with two road losses.

**3-21-98:** The largest crowd of the season, 17,077, watch the host Philadelphia Wings drop a 15-14 decision to the New York Saints.

**4-19-98:** Baltimore plays their first post-season contest since 1993 and defeat Rochester to advance to the Championship Series against Philadelphia, who had defeated Buffalo one night earlier.

**4-28-98:** The Philadelphia Wings sweep the best-of-three Championship Series with a 17-12 win over the Thunder after having won 16-12 two days earlier. Game Two marks the first title game appearance by Baltimore since 1991 and the win is Philadelphia's fifth in franchise history. Wings goal tender Dallas Eliuk is named Championship Series MVP.

**7-7-98:** Over 40 players, coaches, and staff members from NLL teams represent their countries at the World Lacrosse Championships in Baltimore.

**9-14-98:** The League announces that for the first time the annual entry draft will be taken out of the office and held on-site, with Empire Sports Network providing coverage from the proceedings at the ESL Sports Centre in Rochester, New York.

**9-22-98:** Syracuse University all-time points leader Casey Powell is the first player chosen overall in the draft, selected by Rochester.

**9-30-98:** The League announces that the Board of Governors have approved the sale of the Ontario Raiders, who will be moved to Toronto where they will play their home games at Maple Leaf Gardens. The 1999 schedule is released; featuring seven teams playing 12 games each (six home, six away).

**11-12-98:** Ron Wicks, a former National Hockey League referee, is hired as the League's Director of Officials.

**12-3-98:** Toronto announces that their nickname will be "Rock" and unveils their logo and uniforms.

# PRO INDOOR LACROSSE TIMELINE

## -1999-

**1-9-99:** Gary Gait of Baltimore scores ten times to tie the record for most goals in one game set by his twin brother Paul almost five years earlier.

**1-22-99:** Casey Powell makes his pro debut with one goal and three assists as Rochester wins in Philadelphia.

**2-20-99:** The All-Star Game is played, with the Canadians defeating the Americans 25-24 in overtime after a dramatic comeback by the Canadians. A crowd of 9,070 at the Blue Cross Arena in Rochester watches the game.

**4-3-99:** The largest crowd of the season, and fifth largest in the almost 13 years of pro indoor lacrosse, 17,573, watch the Philadelphia Wings edge the visiting New York Saints 10-9 at the First Union Center.

**4-9-99:** Three games close out the regular season, with a total of 384,761 fans attending the 42 League games in 1998-99, an average of 9,161 per game, a figure which is 1,400 more than the previous year.

**4-14-99:** Gary Gait is named Most Valuable Player for the fifth straight season.

**4-16-99:** A new record is set for fewest goals in a game by one team as the Philadelphia Wings beat Toronto goaltender Bob Watson just twice in a 13-2 Rock win at Maple Leaf Gardens in a Semifinal Playoff Game. The victory, coupled with Rochester's win in Baltimore the next day, sets the stage for a Championship Game in Toronto.

**4-23-99:** The Toronto Rock finish the season with a perfect home record, going a combined 8-0 (regular season and playoffs) after a 13-10 win over the Rochester Knighthawks in the Championship Game before a sellout crowd of 15,691 in Maple Leaf Gardens. The game is televised throughout Canada by CTV SportsNet, and in the United States on ESPN2

**7-1-99:** A press conference is held at the Pepsi Arena to announce Albany, New York as an expansion team, the Albany Attack, to be owned by Herb Chorbajian.

**8-2-99:** A press conference is held at the Civic Arena in Pittsburgh, Pennsylvania to announce that the Baltimore Thunder have moved there and will be re-named.

**9-21-99:** The Entry Draft is held at Marine Midland Arena in Buffalo, with the Rochester Knighthawks making a trade which enables them to make the first selection overall – 1999 NCAA Division I Outstanding Player and Outstanding Attackman of the Year, John Grant, Jr. from the University of Delaware.

## -2000-

**2-12-00:** The Pittsburgh CrosseFire acquire Paul Gait in a mid-season trade with the Syracuse Smash that reunites Paul with his brother Gary Gait for the first time in their pro careers since 1994.

**2-26-00:** 18,911 fans pack the First Union Center in Philadelphia to watch their Philadelphia Wings defeat the Pittsburgh CrosseFire 14-8. This is the largest single-game crowd to ever see a professional indoor lacrosse game.

**4-19-00:** Buffalo Bandits Captain and team leading scorer John Tavares, is named the 2000 Most Valuable Player. This marks the first time since 1994 that Gary Gait does not receive MVP honor. John Grant Jr. caps off his breakout rookie season by capturing the 2000 Rookie of the Year Award.

**4-21-00:** The Rochester Knighthawks defeat the Buffalo Bandits 15-11 in their Semifinal Game to earn their second straight berth in the Championship Game.

**4-22-00:** The Toronto Rock hold off the Philadelphia Wings 14-10 in their Semifinal Game for the right to defend their 1999 title, and set up a rematch of last year's final against Rochester.

**5-6-00:** Kaleb Toth beats Knighthawks goaltender Pat O'Toole with 1.1 seconds remaining in regulation time to give the Toronto Rock a 14-13 victory, and their second straight Championship. Dubbed the "Greatest Professional Indoor Lacrosse Game of All-Time", the 2000 Final is the last sporting event to be held in the historic Maple Leaf Gardens.

**9-16-00:** The city of Columbus, Ohio is granted an Expansion team.

**9-17-00:** At a press conference at the ESPNZone in New York City, Jim Jennings is named the new Commissioner of the National Lacrosse League. Jennings announces that League's Headquarters will be relocated from Buffalo, New York to Lyndhurst, New Jersey.

# PRO INDOOR LACROSSE TIMELINE

**9-20-00:** Commissioner Jim Jennings appoints George Daniel to the position of Deputy Commissioner and General Counsel for the NLL.

**1-21-00:** The League holds its 2000 Entry Draft at the Air Canada Centre. The Columbus Landsharks drafted Tracey Kelusky from the University of Hartford as the first overall selection.

**10-16-00:** The sale of the Syracuse Smash is complete and the franchise will be relocated to Ottawa, Ontario. The Ottawa Rebel will begin play in the Corel Center in the 2000-2001 season.

**10-25-00:** The Pittsburgh CrosseFire are sold and relocated to Washington D.C., and the franchise is later re-named the Washington Power.

**12-21-00:** The season opens up with the Back-to-Back World Champion Toronto Rock hosting the Ottawa Rebel at the Air Canada Centre. The Rock won by a score of 17-7 in front of a crowd of 13,333.

**12-30-00:** The Washington Power mark the League's return to Washington DC. The Power loses to the Buffalo Bandits by a score of 20-19 at the MCI Center in Washington.

**12-30-00:** The expansion Columbus Landsharks play their first ever game on their home floor at the Nationwide Arena. Columbus loses to New York, 17-12, in front of 8,123.

## -2001-

**1-5-01:** The League expands its growth in Canada as the Ottawa Rebel play their first-ever home game at the Corel Centre in Kanata, Ontario. The Rebel loses to the Toronto Rock, 16-7 in front of 12,193 fans.

**3-17-01:** Buffalo Bandits forward John Tavares collected his 86th point to break the League's single season scoring record at the HSBC Arena against the Albany Attack.

**3-28-01:** A press conference is held in Calgary, Alberta to announce the Calgary Roughnecks as the tenth League franchise. The Roughnecks are owned by Calgary businessman Brad Banister. The Roughnecks will play their home games at the Pengrowth Saddledome, starting in the 2001-2002 season.

**3-31-01:** The Toronto Rock sells out the Air Canada Centre. 19,059 fans pack the ACC as the Rock defeat the Columbus Landsharks 11-8. The crowd sets a new League single-game attendance record.

**4-9-01:** A press conference is held in Vancouver, British Columbia to announce the Vancouver Ravens as the eleventh League franchise. The Ravens will play their home games at General Motors Place, starting in the 2001-2002 season.

**4-27-01:** In front of the League's largest crowd in history, the Philadelphia Wings won their sixth League Championship Title with a 9-8 win over the Toronto Rock at the Air Canada Centre in front of 19,409 fans. Wings goaltender Dallas Eliuk is named Most Valuable Player.

**5-2-01:** A press conference is held in East Rutherford, New Jersey to announce the New Jersey Storm as the twelfth League franchise. The Storm is owned by former New Jersey Nets All-Star Jayson Williams. The Storm will play their home games at the Continental Airlines Arena in East Rutherford, New Jersey, starting in the 2001-2002 season.

**5-4-01:** A press conference is held in Montreal to announce the Montreal Express as the thirteenth League franchise. Randy Gilles and Michael Holliday are the principal owners. The Express will play their home games at the Molson Centre, starting in the 2001-2002 season.

**8-13-01:** The League relocates its office from Lyndhurst, NJ to New York City. The offices are located in the heart of midtown Manhattan.

**8-20-01:** The League announces a two-year agreement with CNN/Sports Illustrated to be the League's national broadcast partner in the United States for the 2001-02 and 2002-03 seasons. CNN/SI will broadcast 23 games throughout each season, including 17 "Game of the Week" broadcasts and all five playoff games, including the Championship Game in April of 2002.

**8-25-01:** The 2001 Entry Draft is held at the HSBC Arena in Buffalo. The New York Saints use the number one pick to draft Gavin Prout, a high-scoring forward from Whitby, Ontario.

# PRO INDOOR LACROSSE TIMELINE

**9-5-01:** The League announces a second national television partner in the United States. HDNet, the world's first all high-definition sports and entertainment network, announces it will carry 34 games during the upcoming season.

**9-11-01:** The terrorist attacks on the World Trade Center claim thousands of lives, including a former member of the New York Saints. John Salerno of Port Washington, New York played for the Saints in 1993. Salerno was an employee of Cantor Fitzgerald Securities, one of the hardest hit firms on September 11th.

**9-20-01:** The League announces Rogers Sportsnet to be the league's national broadcast partner in Canada. Sportsnet will broadcast 26 games during the 2001-2002 regular season. Sportsnet will also carry the 2001-2002 Playoffs, including the Championship Game in April of 2002.

**11-16-01:** The 2001-2002 regular season opens with the New Jersey Storm playing their inaugural game. The Storm fall to the Albany Attack by a score of 20-16 at the Pepsi Arena in Albany, New York.

**11-24-01:** The Calgary Roughnecks host the Montreal Express in the inaugural game for both clubs. History is made at the Pengrowth Saddledome in Calgary as the Express defeat the Roughnecks by a score of 32-17. The game sets new League records for most combined goals scored in one game (49), and most goals scored by one team in a single game (32). A crowd of 9,517 saw the historic game.

**11-26-01:** Paul Gait announces that his twelfth season in the League will be his last, set to retire following the 2001-2002 season. The Washington Power forward comes into the season as the League's second-leading goal scorer of all time, trailing only his brother Gary. The eight teams hosting home games against the Washington Power this season begin planning events as part of Paul Gait's Farewell Tour.

**11-29-01:** The Montreal Express hosted their first ever home-game. The Express beat Calgary 23-16 in front of 7,634 at the Molson Centre in Montreal.

**11-30-01:** The New Jersey Storm play their inaugural home game. The Storm fall to the New York Saints, 14-9 in front of 7,634 at the Continental Airlines Arena in East Rutherford, New Jersey.

**12-1-01:** The Vancouver Ravens play their inaugural home game at General Motors Place in Vancouver. The Ravens give the crowd of 13,772 much to cheer about, beating the Toronto Rock 13-12. The crowd makes history as the largest ever to attend the first home game of a new League franchise.

## -2002-

**1-12-02:** The league holds its first-ever "Scoop n' Shoot" event. Scoop n' Shoot is a skills competition for children ages 6-14. The first Scoop n' Shoot participants test their skills during halftime of the New York Saints home game against the Philadelphia Wings. The program is an instant success – hundreds of youngsters would take part at Scoop n' Shoot events throughout the season.

**1-26-02:** The Toronto Rock fans make history again. A crowd of 18,543 fill the Air Canada Centre as the Rock defeat the Rochester Knighthawks, 14-9. The crowd is the sixth-largest in League history, and gives Toronto three of the top six single-game attendance records of all-time.

**2-3-02:** In Toronto, fans rally for a young lacrosse player recovering from a tragic accident. 15-year old Dustin Sanderson of Orangeville, Ontario was paralyzed from the waist down after being injured while playing lacrosse. The crowd of 14,515 join the team's corporate sponsors in raising thousands of dollars to assist in paying the medical bills for Dustin's recovery. Dustin conducted the ceremonial opening face-off, and the Toronto Rock defeated the Montreal Express, 17-12.

**3-7-02:** The Ottawa Rebel play for the first time at their new home, the Ottawa Civic Centre. The Rebel had played their first season and half of their second season at the Corel Centre in Kanata, Ontario. In the game, Ottawa loses to the Washington Power by a score of 18-15.

**3-24-02:** A new individual player record is set for assists in a single-season. Albany Attack forward Josh Sanderson tallies four assists, giving him a final total of 68 for the season. Sanderson breaks the previous record of 64, set by Buffalo Bandits forward John Tavares during the 2000-2001 season. The Tavares mark is still the highest for all seasons with fourteen regular season games or less.

# PRO INDOOR LACROSSE TIMELINE

**3-24-02:** Washington Power forward Paul Gait wins the League scoring title in his final regular season before retirement. Gait tallied 54 goals and 60 assists for 114 points.

**3-24-02:** The 2001-2002 regular season is complete. For the first time in League history, the Champions Cup Playoffs will feature six teams. Albany is the top seed, followed by Toronto, Washington, Rochester, Vancouver and Philadelphia.

**3-28-02:** The League's Board of Governors vote unanimously to raise the price of expansion franchises to three million dollars, U.S. funds. The previous price was one million.

**4-5-02:** In the first semi-final, the Toronto Rock defeat the Washington Power, 12-11 in double overtime. The loss eliminates Washington, and marks the end of Paul Gait's twelve-year career in the League. Gait retires with 404 regular-season goals (second highest of all time), 299 assists (fourth) for a total of 703 points (third). Gait was awarded with the League MVP Award for the 2001-2002 season.

**4-13-02:** The Albany Attack host the Toronto Rock in the 2002 Champion's Cup Final. The Rock defeat the Attack by a score of 13-12 to capture their third title, all won in the past four seasons. 9,289 fans watch the game at the Pepsi Arena in Albany. Toronto forward Colin Doyle was voted Championship Game MVP, scoring three goals and one assist.

**4-21-02:** The 2002 All-Star Game is played at the Mohegan Sun Arena in Uncasville, Connecticut. The All-Stars of the North Team, composed of players from Calgary, Montreal, Ottawa, Rochester, Toronto and Vancouver defeat the All-Stars of the South Team, composed of players from Albany, Buffalo, Columbus, New Jersey, New York, Philadelphia and Washington by a score of 14-10. Toronto Rock forward Steve Toll wins the All-Star Game MVP Award, scoring three goals and adding one assist.

**7-9-02:** The League announces the sale and relocation of the Washington Power franchise to the city of Denver, Colorado. The franchise will play its home games at the Pepsi Center. The team is now owned by Kroenke Sports Enterprises, whose holdings include the Colorado Avalanche, Denver Nuggets, Pepsi Center, and the yet-to-be-named Colorado NLL team. The new team marks the League's first United States team west of the Mississippi River.

**8-16-02:** The League grants a one-year suspension of operations to the Montreal Express franchise. The Express players will be dispersed to the other twelve NLL clubs via Dispersal Draft, to be held on the day of the 2002 Entry Draft.

**9-17-02:** The 2002 Entry Draft is held at the Air Canada Centre in Toronto. The Toronto Rock use the first selection to draft defenseman Patrick Merrill of Orangeville, Ontario and Mercyhurst College.

**9-17-02:** A Dispersal Draft of Montreal Express players is held prior to the Entry Draft. The Calgary Roughnecks use the first selection to draft forward Tracey Kelusky, a former number one Entry Draft selection and Rookie of the Year Winner in 2001.

**10-16-02:** The League introduces Labatt Blue as the official beer sponsor of the NLL.

**10-24-02:** Kroenke Sports Enterprises introduces the name and logo of the Colorado Mammoth.

**12-6-02:** New Jersey Storm goaltender Ginny Capicchoni becomes the first woman to play in the NLL. Capicchoni stops ten out of fifteen shots faced in helping the Storm defeat the Buffalo Bandits 14-12 in a preseason contest at HSBC Arena in Buffalo.

## -2003-

**1-3-03:** The Colorado Mammoth play their inaugural home game at the Pepsi Center in Denver. The Mammoth treated the home crowd of 16,121 fans to a thrilling 13-12 win in double overtime against the Toronto Rock. The crowd broke the previous record for an inaugural home game attendance, previously held by the Vancouver Ravens (13,772 in 2001).

**1-31-03:** In front of a sellout crowd of 18,207 at the Pepsi Center, the Colorado Mammoth defeat the New York Saints by a score of 19-13. The crowd was the first of two sellout crowds the Mammoth would host during their first season.

**4-11-03:** In front of a season high crowd of 13,869 at the Saddledome, the Calgary Roughnecks defeat the Buffalo Bandits 16-14 in their final regular season game. The win propels the Roughnecks to their first franchise playoff appearance.



# PRO INDOOR LACROSSE TIMELINE

**5-2-03:** Colorado Forward Gary Gait is named the Most Valuable Player for the 2002-03 season while scoring 61 goals and picking up 35 assists for 96 points. Gait's teammate, Mammoth forward Brian Langtry, also earned Rookie of the Year honors.

**5-3-03:** The Rochester Knighthawks host the Toronto Rock in the 2003 Champion's Cup Final. The Rock defeated the Knighthawks by a score of 8-6 to capture their fourth title, all won in the past five seasons. 11,051 fans attend the game at the Blue Cross Arena in Rochester. Toronto goalie Bob Watson earns Championship Game MVP honors with his 40 saves.

**6-9-03:** The League announces the sale and relocation of the Albany Attack franchise to the city of San Jose, California. The franchise will play its home games at the HP Pavilion. The team will be owned and operated by a partnership consisting of two entities: Silicon Valley Sports and Entertainment, the marketing and business arm of the San Jose Sharks of the National Hockey League; the second partnership is a group of investors, lead by John Bergsma and Peter Wendell. The new team marks the League's first United States team on the west coast of the United States.

**7-24-03:** The League announces the sale and relocation of the New Jersey Storm to Anaheim, California. Home games will be played at the Arrowhead Pond of Anaheim. The team will be operated by the management and staff of the Arrowhead Pond. The new Anaheim team gives the league a presence in the second largest population and television market in the United States.

**7-30-03:** The League grants a one-year suspension of operations to the Ottawa Rebel franchise. The Ottawa players are dispersed to the other eleven teams via Dispersal Draft. The Anaheim, California franchise selects veteran goaltender Matt Disher with the first selection in the Dispersal Draft.

**8-11-03:** The League awards the 2004 All-Star Game to the city of Denver. The Colorado Mammoth and Pepsi Center are designated as the host team and arena for the All-Star Game, to be played on February 22nd, 2004.

**8-22-03:** The League grants a one-year suspension of operations to the New York Saints franchise. The Saints players are declared free agents. The team played its games at the Nassau Coliseum on Long Island.

**8-28-03:** The League announces the sale and relocation of the Columbus Landsharks to the city of Phoenix, Arizona. The Arizona team will be partially owned and operated by the Phoenix Coyotes of the National Hockey League. The team will join the Coyotes in playing at the brand new Glendale Arena, located in suburban Phoenix.

**9-8-03:** A new divisional format is announced for the regular season. The first ever Western Division will consist of Anaheim, Arizona, Calgary, Colorado, San Jose and Vancouver. The East will consist of Buffalo, Philadelphia, Rochester and Toronto. The top three teams in each division shall earn playoff berths, with the division champions receiving byes. The second and third place finishers shall face each other in the opening round with the winners facing their respective division champions in the semi-final round. The semi-final winners shall meet in the 2004 Champion's Cup Final with the higher seed hosting.

**9-10-03:** The Score network becomes the league's new national broadcast partner in Canada. The Score will consist of fifteen live regular season game broadcasts, spread across a "Game of the Week" format. The Score will also carry the 2002-2003 All-Star Game and Playoffs, including the Championship's Cup Game in April of 2003.

**9-16-03:** Bay Area Lacrosse introduces the name and logo of the San Jose Stealth.

**9-17-03:** Anaheim Lacrosse announces that the team will retain the same Storm logo and colors as used in their previous two seasons in New Jersey.

**10-25-03:** The 2003 Entry Draft is held at the Westin Harbour Castle in Toronto. The Vancouver Ravens use the first selection to draft Mark Miyashita from Canisius College.

**11-15-03:** Arizona Lacrosse introduces the name and logo of the Arizona Sting

**12-17-03:** League announces a new partnership with Fox Sports Net to broadcast NLL games to over 50 million homes during the 2003-04 season.

# PRO INDOOR LACROSSE TIMELINE

**12-18-03:** Toronto Rock forward Kevin Finneran announced his retirement from the National Lacrosse League after 13 seasons. Coined as the "Iron Man", Finneran holds the record for most consecutive indoor lacrosse games played in league history (138). In his career he accumulated 644 points on 262 goals and 382 assists.

**12-22-03:** The National Lacrosse League announces a return to the YES Network (Yankees Entertainment and Sports Network) for the 2003-04 season. The YES Network will carry eight regular season games with an emphasis on the league's two New York teams, the Buffalo Bandits and the Rochester Knighthawks.

**12-26-2003:** The Arizona Sting play their inaugural game at the Glendale Arena against the Vancouver Ravens. The Sting defeated the Ravens 16-12. The Vancouver-Arizona game was part of the Grand Opening Weekend of the Arena, which also serves as home of the Phoenix Coyotes of the National Hockey League.

## -2004-

**1-10-2004:** The Arizona Sting defeated the Anaheim Storm in triple-overtime, 19-18, in front of 6,476 fans at the Arrowhead Pond in the NLL's first ever regular season game in Southern California. The game marked the first time an NLL game was decided in triple overtime.

**1-10-04:** The San Jose Stealth played their inaugural home opener. The Stealth defeated Colorado by score of 13-12 in front of 8,137 fans at HP Pavilion in San Jose. The Stealth went on to post a regular season home record of 7-1 in their inaugural season.

**1-30-04:** The Colorado Mammoth host a sellout crowd of 18,305 at Pepsi Center in a 14-13 loss to the Calgary Roughnecks. The Mammoth went on to record five sellout crowds on the season.

**2-22-04:** The 2004 All-Star Game was played in front of 16,742 fans at Pepsi Center in Denver, home of the Colorado Mammoth. The crowd was the largest All-Star Game crowd in league history. The East Division All-Stars defeated the West Division All-Stars by a score of 19-15.

**2-29-04:** Calgary Roughnecks goaltender Curtis Palidwor ties the goals against record for a single regular season game by holding the Arizona Sting to four goals in a 14-4 win. It was the eighth time in league history that a team was held to four goals.

**3-6-04:** Arizona Sting goaltender Mike Miron ties the goals against record for a single regular season game by holding the Rochester Knighthawks to four goals in a 14-4 win. Miron tied the record only one week after Curtis Palidwor of the Roughnecks tied the same record against the Sting. It is the ninth time in league history that a team was held to four goals.

**3-25-04:** Gary Gait became the first player in league history to reach 1,000 career points. Gait scored six goals and added two assists for eight points to reach the milestone in an 18-6 victory over the San Jose Stealth in front of a sellout crowd of 18,305 at Pepsi Center in Denver.

**5-6-04:** Jim Veltman of the Toronto Rock was named the league MVP for the 2003-04 season. The award was Veltman's first league MVP award. Veltman totaled 12 goals and 53 assists for 65 points and led that league in loose balls for the twelfth time with 179. He has led the league in loose balls for each of his twelve seasons played.

**5-7-04:** The Calgary Roughnecks won their first ever Champion's Cup by defeating the Buffalo Bandits 14-11 at Pengrowth Saddledome in Calgary. The game was played in front of 19,289 fans. The sellout crowd is the largest in Roughnecks history and the second high single game attendance total in NLL history.

**8-10-04:** The league announces the placement of a franchise in Minnesota. The new team will be owned and operated by Minnesota Sports and Entertainment, owners of the Minnesota Wild of the National Hockey League. The Minnesota team will enter the league for the 2005 season and play its home games at the Xcel Energy Center in St. Paul.

**10-01-04:** The National Lacrosse League reached a new three-year Collective Bargaining Agreement with the Professional Lacrosse Player's Association (PLPA). The agreement covers the league's 2005, 2006 and 2007 seasons.

**10-25-04:** Minnesota Lacrosse introduces the name and logo of the Minnesota Swarm.

**12-11-04:** A new pre-season attendance record is set as 14,084 fans come to the Xcel Energy Center in St. Paul for the first home exhibition game of the expansion Minnesota Swarm. The game marks the first professional lacrosse game ever played in the state of Minnesota. The Swarm lose to Colorado by a score of 16-6.

# PRO INDOOR LACROSSE TIMELINE

## -2005-

**1-1-05:** The Minnesota Swarm defeated the Rochester Knighthawks, 12-11, in front of 8,532 fans at the Blue Cross Arena in Rochester, to open the 2005 season. The expansion Swarm became only the third expansion team to win their inaugural game.

**1-30-05:** The league announced a historic television agreement with NBC Sports that would bring the game of lacrosse to network television for the first time in history of the sport. The announcement was made by Ken Schanzer, President, NBC Sports and NLL Commissioner Jim Jennings. NBC would provide live broadcasts of the NLL All-Star Game and Champion's Cup Final.

**2-1-05:** The league announced a weekly television broadcast schedule in the United States for the remainder of the 2005 season. The league would broadcast the "NLL Game of the Week" into millions of homes each week through its new broadcast partnerships with the America One Television Network and a host of regional sports networks across the country, including Cox Sports Television and Comcast stations across the country.

**2-2-05:** The league announced that the 2005 All-Star Game and Champion's Cup Final would each air on the CNBC Europe and CNBC Asia networks. The two networks, members of the NBC Universal family of stations, reach a combined 50 million homes throughout Europe and Asia.

**2-11-05:** Buffalo Bandits forward John Tavares tallied his 500th career assist in a 20-9 win over the Anaheim Storm as part of an eleven point performance (2G, 9A) that evening. The veteran forward was the first player to ever tally 500 career assists in league history.

**2-19-05:** Buffalo Bandits forward John Tavares reached another career milestone tallying his 1,000th career point in an 11-7 win over the Rochester Knighthawks. Tavares scored seven points on the evening (3 goals, 4 assists) and became just the second ever player to reach the 1,000 career point milestone. He reached the milestone in his 154th career regular season game, three games quicker than the only other player to reach the milestone, Colorado Mammoth forward Gary Gait. Gait tallied his 1,000th point on March 26, 2004 in his 157th career regular season game.

**2-23-05:** The league announced the television broadcast team for the 2005 All-Star Game, on NBC. Veteran National Hockey League announcer Mike "Doc" Emrick would handle the play-by-play, while Brian Shanahan from the Score would serve as the color analyst. NBC's Mark Morgan would be the sideline reporter.

**2-26-05:** The National Lacrosse League All-Star Game aired live on NBC at 2pm Eastern. The game became the first live broadcast of lacrosse on national U.S. network television. The game was also televised in Canada on The Score, and internationally via CNBC International, CNBC Asia and on Armed Forces Network. The East Division (Buffalo, Minnesota, Philadelphia, Rochester, Toronto) defeated the West Division (Anaheim, Arizona, Calgary, Colorado, San Jose) 11-10 in overtime in front of 11,511 fans at Pengrowth Saddledome in Calgary.

**3-11-05:** Buffalo Bandits veteran forward John Tavares scored his 500th career goal and was just the second ever player to reach the milestone. Tavares netted five goals on the evening and added five assists for ten points in a 23-16 victory over the Minnesota Swarm. After reaching the 500 goals mark, Tavares became the first ever player to reach all three major career milestones - 500 goals, 500 assists, and 1,000 points.

**3-14-05:** The NLL announced an agreement with Bell Express Vu, Canada's leading direct-to-home satellite television company to broadcast games to out-of-market fans on its pay-per-view channels to regions of Canada that are outside of the regional broadcast territories.

**3-24-05:** Legendary lacrosse superstars and twin brothers Paul and Gary Gait were reunited when Paul ended his retirement signing with the Colorado Mammoth. Paul Gait would join his brother, Mammoth captain Gary, for the remaining four games of the regular season and the team's playoff run. He would make his Mammoth debut on April 1 at Minnesota and then returned to Denver for the team's final regular-season home game on April 2 against the Anaheim Storm at Pepsi Center.

**3-31-05:** Veteran Philadelphia Wings forward and all-time franchise scoring leader Tom "Hollywood" Marechek announced he would retire at the end of the 2005 season after 12 seasons in the league, all with the Wings.

# PRO INDOOR LACROSSE TIMELINE

**4-11-05:** The league awarded its 2006 All-Star Game to the Toronto Rock, at the Air Canada Centre on Saturday, February 25th, 2006 and the 2006 All-Star Game logo was unveiled.

**4-15-05:** NLL greats and twin brothers Gary and Paul Gait played their final regular season game in a 13-12 road loss to the Rochester Knighthawks. Gary scored six points (5g, 1a) and Paul scored two points (1g, 1a) in the game.

**4-15-05:** Veteran Philadelphia Wings forward and all-time franchise scoring leader Tom Marechek played his final NLL game in a 14-12 loss to the Minnesota Swarm and had five points (3g, 2a) in the contest. He retired from the NLL after twelve seasons all with the Wings and as the league's third all-time leading scorer with 773 career points, as the league's fourth all-time goal scorer with 399, and as the league's fourth all-time assists leader with 373.

**4-25-05:** The Arizona Sting defeat the Colorado Mammoth 16-13 in the franchise's first ever playoff game. The Sting would go on to advance to their first ever appearance in the Champion's Cup Final against the Toronto Rock. Colorado Mammoth veteran forwards Gary and Paul Gait played their final NLL game in the loss to the Sting. Gary scored five points (1g, 4a) and Paul scored a goal in the loss.

**5-6-05:** The league awards a franchise to the city of Edmonton, Alberta to begin play in the 2006 season. The Edmonton franchise plays its home games at Rexall Place, also the home arena of the Edmonton Oilers of the National Hockey League.

**5-11-05:** The league awards a franchise to the City of Portland, Oregon to begin play in the 2006 season. Portland will play their home games at the Global Spectrum-managed Rose Garden home of the NBA's Trail Blazers.

**5-12-05:** Colin Doyle of the Toronto Rock was named the league's Most Valuable Player for the 2005 season. The award was Doyle's first league MVP award. Doyle led the league in scoring during the regular season with 111 points on 42 goals and 69 assists.

**5-14-05:** The 2005 Edge NLL Championship Game is played in front of an NLL record 19,432 fans at the Air Canada Centre in Toronto and in front of a national network television audience in the US on NBC and in Canada on the Score. The Toronto Rock defeated the Arizona Sting 19-13 capturing their fifth title in seven seasons. Colin Doyle was named MVP of the game after leading the Rock with five goals and three assists.

**5-15-05:** Legendary coach Les Bartley passes away after an 18 month battle with colon cancer. Bartley served as Head Coach and General Manager of the Toronto Rock between 1999 and 2003. He posted a 51-19 regular season record and 9-1 post-season record in five seasons. He also led the team to a 37-5 regular season home record in the same time. Bartley began his coaching career in 1991 and would go on to lead his teams to eleven Championship games, winning seven League Championships. Four of those seven were with the Rock; back-to-back titles in 1999/2000 and 2002/2003. Prior to coming to Toronto, Bartley coached the Bandits to titles in 1992, 1993 and 1996.

**5-23-05:** The league announces that the 2005 attendance average was 10,400, a 3% increase over 2004's average of 10,088.

**6-3-05:** The NLL announces that the league will consist of eleven teams for the 2006 season. The eleven-team league will include expansion teams in Edmonton, Alberta and Portland, Oregon. The league announces that Anaheim Storm lacrosse club has suspended operations.

**6-9-05:** The expansion Edmonton team announces the team name to be the Edmonton Rush.

**6-15-05:** The league announces the divisional alignments and an expanded Champion's Cup Playoffs format for the 2006 season. The league continues playing with two divisions, the East (Buffalo, Minnesota, Philadelphia, Rochester, Toronto) and West (Arizona, Calgary, Colorado, Edmonton, Portland, San Jose). The divisional alignments were expanded so the top four teams in each division will advance to the playoffs.

# PRO INDOOR LACROSSE TIMELINE

**6-16-05:** The league announces the establishment of the National Lacrosse League Hall of Fame. The Hall of Fame opens with five charter members who have made immeasurable contributions to the league and the sport of lacrosse. The five charter members are league founders Russ Cline and Chris Fritz; legendary lacrosse stars Gary Gait and Paul Gait, and the late Les Bartley, the winningest coach in league history.

**6-21-05:** The Colorado Mammoth announce Hall of Fame forward Gary Gait as Head Coach.

**7-12-05:** The expansion Portland team announces the team name to be the Portland LumberJax and unveils the team logo and colors.

**8-29-05:** The 2005 NLL Entry Draft is held at Rexall Place in Edmonton, home of the Edmonton Rush. The Portland LumberJax selected Georgetown University graduate Brodie Merrill with the first overall selection.

**11-14-05:** The NLL unveils a special logo commemorating the league's 20th season.

**11-15-05:** The NLL and Reebok announce a multi-year exclusive partnership in which all NLL players will use Reebok equipment and will be exclusively outfitted in the brand's footwear and apparel. The partnership makes the brand the official equipment, uniform and footwear provider of the league. The agreement makes Reebok the exclusive licensee of official NLL apparel including authentic and replica jerseys, caps, shirts and additional clothing.

**12-30-05:** The league's 20th season begins as the Colorado Mammoth host the Philadelphia Wings at Pepsi Center in Denver, Colorado. The Wings went on to defeat the Mammoth 13-11 in the contest. The game also marked Hall of Fame player Gary Gait's first game as a coach in the league, serving as Colorado Mammoth Head Coach. Prior to the game, the Mammoth retired Gait's #22 jersey.

## -2006-

**1-6-06:** The Edmonton Rush play their inaugural game and home opener in front of 11,385 fans at Rexall Place in Edmonton, Alberta. The Rush lost 10-9 in overtime to the San Jose Stealth. The game was only the second time in league history that an expansion team forced overtime in their inaugural game.

**1-13-06:** The Portland LumberJax play their inaugural game on the road against the Arizona Sting. The LumberJax fell 12-7 to the Sting.

**1-21-06:** The Portland LumberJax win their inaugural home game 12-11 over the Colorado Mammoth at Rose Garden in Portland, Oregon in front of 9,916 fans.

**2-5-06:** Toronto Rock veteran and team captain Jim "Scoop" Veltman collected his 2,000th loose ball in a 14-10 win over the Calgary Roughnecks. Veltman is the first player in league history to reach the milestone.

**2-16-06:** The NLL announces it has awarded a franchise to the city of Chicago for the 2007 season. The Chicago team becomes the league's twelfth franchise, and it will play its home games at the Sears Centre, a brand new, state-of-the-art, indoor arena in Hoffman Estates, a northwest suburb of Chicago.

**2-18-06:** Buffalo Bandits veteran forward John Tavares tied the NLL All-Time Career Points record held by Gary Gait at 1,091 points. Tavares scored the historic point at 8:02 into the third period on an assist to Cory Bomberry in a 14-9 win over the Minnesota Swarm.

**2-23-06:** The Inaugural Class of the National Lacrosse League Hall of Fame was officially inducted into the Hall of Fame. The ceremony was held in Toronto, Ontario as part of the 2006 Hall of Fame and All-Star Game weekend. League founders Russ Cline and Chris Fritz, legendary players Paul and Gary Gait, and the late Les Bartley, the winningest coach in league history, were all enshrined as the first members of the National Lacrosse League Hall of Fame.

**2-24-06:** The Toronto Rock host the Philadelphia Wings in the inaugural Hall of Fame Game, a regular season game played in honor of the first class of the NLL Hall of Fame. The Rock defeated the Wings 12-11 in overtime in front of 16,164 fans at Air Canada Centre.

**2-25-06:** The 2006 National Lacrosse League All-Star Game was held at the Air Canada Centre in Toronto, Ontario, home of the Toronto Rock. The West Division (Arizona Sting, Calgary Roughnecks, Colorado Mammoth, Edmonton Rush, Portland LumberJax, San Jose Stealth) defeated the East Division (Buffalo Bandits, Minnesota Swarm, Philadelphia Wings, Rochester Knighthawks, Toronto Rock) by a score of 14-13 in front of 15,924 fans. Calgary Roughnecks forward Lewis Ratcliff scored the game winning goal with 4.4 seconds remaining. Ratcliff was named the Game MVP.



# PRO INDOOR LACROSSE TIMELINE

**3-4-06:** Buffalo Bandits veteran forward John Tavares broke the all-time career points record passing Gary Gait (1,091 points). Tavares scored the record breaking 1,092nd point of his career on an assist to Mark Steenhuis at 11:57 into the second quarter against the Minnesota Swarm. Tavares dished a pass to Steenhuis on the power play, and Steenhuis scored a goal past Minnesota Swarm goaltender Matt Disher.

**4-15-06:** The Portland LumberJax defeated the Minnesota Swarm 13-8 to complete an 11-5 regular season record and winning the West Division regular season title. The LumberJax became the first expansion team in league history to win a regular season title.

**4-28-06:** The National Lacrosse League sets a new attendance record as more than 1 million fans attend NLL games during the 2006 season. The NLL reached the milestone for the first time in the league's 20-year existence hitting the one million mark at the West Division final playoff game between the Colorado Mammoth and Arizona Sting at Pepsi Center.

**5-8-06:** Portland LumberJax Managing Partner Angela Batinovich is named the NLL's Executive of the Year for the 2006 season for successfully introducing the sport of professional lacrosse to Portland and the Pacific Northwest. Batinovich, 25, becomes the league's first female recipient of the award, and the youngest ever recipient of the award.

**5-11-06:** Buffalo Bandits goaltender Steve Dietrich wins the NLL's 2006 Jet Blue Most Valuable Player award. Dietrich becomes the first goaltender in league history to win season MVP honors. Dietrich led the Bandits to an 11-5 record and to the top overall seed in the 2006 playoffs.

**5-13-06:** The Colorado Mammoth defeat the Buffalo Bandits 16-9 in front of 16,104 fans at HSBC Arena in Buffalo to secure the first championship Colorado Mammoth history. Mammoth forward Gavin Prout is named game MVP scoring four goals and adding three assists for seven points in the win.

**5-13-06:** The National Lacrosse League finishes its 20th season by setting an all-time single season attendance mark, reaching a total of 1,037,147 fans for the 2006 season, including 88 regular season games, six playoff games, the 2006 All-Star Game in Toronto, and the 2006 RBK NLL Championship Game presented by Edge Active Care. The league season average attendance was 10,804.

**6-12-06:** The National Lacrosse League and OLN announce a historic partnership bringing the NLL to live national television every week throughout the 2007 season. The telecasts will air primarily in primetime on Saturday nights, starting in January and running through mid-April on OLN, which, as of September of 2006 will be known as VERSUS.

**7-11-06:** The National Lacrosse League announces the awarding of a franchise to New York City for the 2007 season. The official announcement was made during a press conference at East River Park in Manhattan by the honorable Michael Bloomberg, Mayor of New York City and National Lacrosse League Commissioner Jim Jennings. The New York team becomes the league's thirteenth franchise and will play its games at Madison Square Garden.

**7-18-06:** The NLL awards the 2007 All-Star Game to the Portland LumberJax, who will host the contest at Rose Garden on Saturday, March 10th at 10PM Eastern/7 PM Pacific. The announcement was made at Portland City Hall, by NLL Commissioner Jim Jennings, LumberJax Managing Partner Angela Batinovich and Portland Mayor Tom Potter. The league also announced a live national telecast of the 2007 All-Star Game on OLN, which will be changing its name to Versus in September 2006. Versus will telecast NLL games weekly throughout the league's 2007 regular season.

**9-13-06:** The expansion New York franchise announces the team name to be the "New York Titans". The team also unveiled its logo, website and inaugural season schedule. The team will play four home games at Madison Square Garden and four home games at Nassau Coliseum.

**9-13-06:** The 2006 NLL Entry Draft is held at the Theater Lobby at Madison Square Garden in New York City. Ryan Benesch is taken with the first overall selection by the San Jose Stealth.

## -2007-

**1-6-07:** The expansion Chicago Shamrox and expansion New York Titans each play their inaugural game as the Shamrox hosted the Titans at Sears Centre in Illinois. Chicago defeated New York 15-12.

# PRO INDOOR LACROSSE TIMELINE

**1-20-07:** The expansion New York Titans play their home opener at Madison Square Garden in the first ever professional lacrosse game at the World's Most Famous Arena. The Titans defeated the expansion Chicago Shamrox 11-9 in front of 13,127 fans.

**1-27-07:** Rochester Knighthawks veteran forward John Grant sets an NLL single game points record. Grant broke out with 15 points on nine goals and six assists in Rochester's 22-18 win over the New York Titans.

**2-1-07:** The NLL & SIRIUS Satellite Radio sign a multi-year broadcasting agreement that makes SIRIUS the exclusive Official Satellite Radio Partner of the NLL. SIRIUS also debuted a weekly one-hour show later in the 2007 season featuring highlights, news and analysis.

**2-16-07:** The NLL inducts the second class into the National Lacrosse League Hall of Fame at a ceremony at the Racquet Club in Philadelphia. Darris Kilgour (Buffalo Bandits), Tom Marechek (Philadelphia Wings) and Mike French (Philadelphia Wings) are officially inducted into the hall. Tom Borrelli (Buffalo News) was officially recognized by the Hall of Fame, becoming the first member of the National Lacrosse League media to be recognized with the honor.

**2-17-07:** The Buffalo Bandits defeat the Philadelphia Wings 12-8 at Wachovia Center in Philadelphia in the second ever National Lacrosse League Hall of Fame Game.

**3-10-07:** The Eastern Division defeats the Western Division 20-16 in front of 12,856 fans at Rose Garden in Portland, Oregon, home of the Portland LumberJax, in the 2007 National Lacrosse League All-Star Game. Buffalo Bandits forward Mark Steenhuis was named the game's Most Valuable Player, becoming the first player in NLL history to win two All-Star Game MVP honors. Steenhuis also won the award in 2004.

**3-12-07:** The National Lacrosse League awards its 2008 All-Star Game to the Edmonton Rush, who will host the contest at Rexall Place on Sunday, March 16, 2008.

**3-31-07:** The NLL reaches a milestone as the league plays its 1,000th regular season game. The Minnesota Swarm hosted the Colorado Mammoth at Xcel Energy Center in Minneapolis/St Paul in the historic game. The Mammoth beat the Swarm 11-9.

**5-9-07:** The league announced it has awarded a franchise to the city of Boston. The Boston team becomes the league's fourteenth franchise, and will play its home games at TD Banknorth Garden, the home arena of the NHL's Boston Bruins and the NBA's Boston Celtics. The team also announced that former Philadelphia Wings player Tom Ryan will be Head Coach. The expansion Boston team will begin play in January of 2009.

**5-12-07:** The Rochester Knighthawks defeated the Arizona Sting, 13-11, in the 2007 NLL Championship presented by Edge Active Care at Jobing.com Arena. John Grant was named Championship Game MVP with a three goal, five assist performance. The victory marks the first time Rochester has won the title since 1997.

**5-12-07:** The Rochester Knighthawks defeated the Arizona Sting, 13-11, in the 2007 NLL Championship presented by Edge Active Care at Jobing.com Arena. John Grant was named Championship Game MVP with a three goal, five assist performance. The victory marks the first time Rochester has won the title since 1997.

**9-01-07:** The 2007 NLL Entry Draft is held at Pepsi Center in Denver. Jordan Hall is selected first overall by the New York Titans.

**10-05-07:** The league's new Boston team which will begin play in 2009 unveils their name -- the Blazers -- and logo at a press conference at TD Banknorth Garden.

**10-25-07:** The NLL reaches a new seven-year agreement with the players' union.

## -2008-

**1-19-08:** John Tavares breaks Gary Gait's all-time goal scoring record. Tavares, who had already captured the all-time points and assists records, notched his record-breaking 597th career goal in the third quarter of Buffalo's 17-13 victory over New York.

**2-28-08:** The league honors its newest members of the NLL Hall of Fame. The 2008 class consisted of three inductees: Johnny Mouradian, Tony Resch and Sal LoCascio. The league also recognized Neil Stevens, the second member of the media to be recognized by the Hall of Fame.

# PRO INDOOR LACROSSE TIMELINE

**4-12-08:** Despite seeing his team lose 15-14 to Minnesota, Philadelphia Forward Athan Iannucci breaks Gary Gait's single season scoring record of 61 goals. His three goals on the night increased his total to 63, and he went on to finish the season with 71 goals.

**5-17-08:** The Buffalo Bandits defeated the Portland Lumberjax by the score of 14-13 in the 2008 Edge NLL Championship game at HSBC Arena. The event, which aired nationally on ESPN2, drew a sellout crowd of 18,690 fans. Mark Steenhuis captured the game's MVP honors with five goals and one assist.

**9-7-08:** The expansion Boston Blazers choose Darryl Veltman with the first overall pick in the 2008 entry draft, held in Boston, MA.

**10-14-08:** All-time great Gary Gait comes out of retirement to play for the Rochester Knighthawks. Gait's rights were acquired in a trade with the Colorado Mammoth.

**11-20-08:** Tom Borrelli, the first media member recognized by the NLL Hall of Fame, passes away at the age of 51. A reporter for the Buffalo News, Borrelli died from complications suffered in an accident while covering a high school football game in Buffalo on November 8th.

**11-25-08:** The league announces the addition of instant replay for officials to review disputed goals and crease violations during games.

## -2009-

**1-10-09:** George Daniel is appointed Commissioner of the National Lacrosse League.

**1-17-09:** The expansion Boston Blazers play their first home game at TD Banknorth Garden. The Blazers fall to the Titans, 13-9, in front of 9,313 fans.

**2-14-09:** Buffalo Bandits transition player Mark Steenhuis sets two single-game records in Buffalo's 25-10 victory over the Toronto Rock at HSBC Arena. Steenhuis recorded 13 assists to break the previous mark of 11 held by Derek Malawsky and added four goals to finish the contest with 17 points, breaking the previous single-game points record of 15 held by John Grant.

**3-5-09:** Dallas Eliuk and Jim Veltman are inducted into the NLL Hall of Fame at a ceremony in Denver. Eliuk was a legendary goaltender, while Veltman was a team captain and picked up more loose balls than any player in league history.

**5-15-09:** Calgary wins its second championship, defeating New York 12-10 in front of 13,042 at Pengrowth Saddledome. Josh Sanderson was named Championship Game MVP, finishing with two goals and three assists.

**8-11-09:** The Titans relocate from New York to Orlando. The Orlando Titans will play home games at Amway Arena.

## -2010-

**2-20-10:** The Boston Blazers defeated the Orlando Titans 12-11 at Amway Arena in the longest game in league history. Blazers forward Sean Morris scored the game winner 16:06 into overtime.

**3-12-10:** The Buffalo Bandits defeated the Toronto Rock, 11-10 in overtime. With the win, Buffalo Bandits Head Coach Darris Kilgour passes Les Bartley for most regular season wins all-time with 94. Kilgour finished the season with 98.

**4-27-10:** The first NLL video game in nearly a decade was released as "NLL Lacrosse 2010 presented by Reebok Lacrosse" became available for the Xbox 360 platform. The game would go on to be named "Best Indie Sports Game of the Year" by a leading video gaming website.

**5-15-10:** The Washington Stealth defeated the Toronto Rock 15-11 in the NLL Championship game at Comcast Arena in front of a sellout crowd of 8,609. Lewis Ratcliff was awarded the Reebok Championship game MVP with five goals. Stealth forward Rhys Duch tied the records for most assists (8) and most points (11) in Championship Game history.

**9-8-10:** The 2010 NLL Entry Draft is held at the Westin Harbour Castle in Toronto. Cody Jamieson is selected first overall by the Rochester Knighthawks.

**9-9-10:** The NLL inducts Rich Kilgour, Dan Stroup, and John Tucker into the National Lacrosse League Hall of Fame. The ceremony also took place at the Westin Harbour Castle in Toronto.

# PRO INDOOR LACROSSE TIMELINE

## -2011-

**1-8-11:** The league begins its 25th Anniversary season with all teams in action.

**2-19-11:** John Tavares becomes the first player in league history to reach 1,500 career regular season points. The league's all-time goals and assists leader reached the milestone with an assist on a goal scored by Brendan Thenhaus in the first quarter of a Buffalo Bandits home game against the Philadelphia Wings.

**5-12-11:** Calgary Roughnecks transition player Jeff Shattler wins the Most Valuable Player Award for the 2011 season. Shattler becomes the first transition player and the first player in Roughnecks franchise history to win the MVP award.

**5-15-11:** The league's 25th Anniversary Season concludes in thrilling fashion, as the Toronto Rock & Washington Stealth meet in the Championship Game for the second consecutive year. Playing his final game before retirement, Rock goaltender Bob Watson makes 46 saves and is named Championship Game MVP as Toronto holds off Washington 8-7 before a crowd of 14,488 fans at Air Canada Centre. The game airs live across North America on VERSUS & TSN.

**9-20-11:** Bob Watson is inducted into the NLL Hall of Fame, the lone member of the Class of 2011. The Toronto goaltender and six-time champion wins induction in his first year of eligibility.

**9-21-11:** At the 2011 Entry Draft, the Philadelphia Wings select Kevin Crowley of Stony Brook University with the first overall selection.

**11-14-11:** The league and CBS Sports Network announce a two-year broadcast partnership for regular season and playoff games to air live and in primetime on Saturday nights.

## LONGEST GAMES IN LEAGUE HISTORY

76:06	Feb. 20, 2010	Boston Blazers at Orlando Titans	Boston 12, Orlando 11 (2OT)
Game-winning goal: Sean Morris			
71:42	Jan. 13, 2007	San Jose Stealth at Calgary Roughnecks	San Jose 17, Calgary 16 (OT)
Game-winning goal: Luke Wiles			
70:45	Jan. 10, 2004	Arizona Sting at Anaheim Storm	Arizona 19, Anaheim 18 (3OT)
Game-winning goal: Peter Lough			

Following the 2004 season, the league changed the length of overtime periods from five to fifteen minutes.

# ALL-TIME HONORS AND AWARDS

## LEAGUE MVP

2011	Jeff Shattler, Calgary Roughnecks
2010	Casey Powell, Orlando Titans
2009	Dan Dawson, Boston Blazers
2008	Athan Iannucci, Philadelphia Wings
2007	John Grant Jr., Rochester Knighthawks
2006	Steve Dietrich, Buffalo Bandits
2005	Colin Doyle, Toronto Rock
2004	Jim Veltman, Toronto Rock
2003	Gary Gait, Colorado Mammoth
2002	Paul Gait, Washington Power
2001	John Tavares, Buffalo Bandits
2000	John Tavares, Buffalo Bandits
1999	Gary Gait, Baltimore Thunder
1998	Gary Gait, Baltimore Thunder
1997	Gary Gait, Philadelphia Wings
1996	Gary Gait, Philadelphia Wings
1995	Gary Gait, Philadelphia Wings
1994	John Tavares, Buffalo Bandits

## DEFENSEMAN OF THE YEAR

2011	Pat McCready, Rochester Knighthawks
2010	Sandy Chapman, Toronto Rock
2009	Billy Dee Smith, Buffalo Bandits
2008	Ryan Cousins, Minnesota Swarm
2007	Ryan Cousins, Minnesota Swarm
2006	Brodie Merrill, Portland LumberJax
2005	Andrew Turner, Rochester Knighthawks
2004	Cam Woods, San Jose Stealth Taylor Wray, Calgary Roughnecks
2003	Jim Moss, Albany Attack
2002	Pat Coyle, Toronto Rock

## GOALTENDER OF THE YEAR

2011	Matt Vinc, Rochester Knighthawks
2010	Matt Vinc, Orlando Titans
2009	Ken Montour, Buffalo Bandits
2008	Bob Watson, Toronto Rock
2007	Anthony Cosmo, Minnesota Swarm
2006	Steve Dietrich, Buffalo Bandits
2005	Steve Dietrich, Buffalo Bandits
2004	Gee Nash, Colorado Mammoth
2003	Pat O'Toole, Rochester Knighthawks
2002	Bob Watson, Toronto Rock

## ROOKIE OF THE YEAR

2011	Curtis Dickson, Calgary Roughnecks
2010	Stephan LeBlanc, Toronto Rock
2009	Rhys Duch, San Jose Stealth
2008	Craig Point, Minnesota Swarm
2007	Ryan Benesch, Toronto Rock
2006	Brodie Merrill, Portland LumberJax
2005	Ryan Boyle, San Jose Stealth
2004	Taylor Wray, Calgary Roughnecks
2003	Brian Langtry, Colorado Mammoth
2002	Blaine Manning, Toronto Rock
2001	Tracey Kelusky, Columbus Landsharks
2000	John Grant Jr., Rochester Knighthawks
1999	Jesse Hubbard, Baltimore Thunder
1998	Colin Doyle, Ontario Raiders
1997	Jeff Wilfong, Boston Blazers
1996	Darren Fridge, Boston Blazers
1995	Charlie Lockwood, New York Saints
1994	Tom Marechek, Philadelphia Wings
1992	Derek Keenan, Buffalo Bandits
1991	Gary Gait, Detroit Turbos

## SPORTSMANSHIP AWARD

2011	Jordan Hall, Rochester Knighthawks
2010	Shawn Williams, Rochester Knighthawks
2009	Dan Dawson, Boston Blazers
2008	Dan Carey, Colorado Mammoth
2007	Tracey Kelusky, Calgary Roughnecks
2006	Sean Greenhalgh, Philadelphia Wings
2005	Gary Gait, Colorado Mammoth
2004	Gary Gait, Colorado Mammoth Peter Lough, Arizona Sting
2003	Chris Driscoll, NY Saints/Toronto Rock
2002	Jim Veltman, Toronto Rock

## TRANSITION PLAYER OF THE YEAR

2011	Jeff Shattler, Calgary Roughnecks
2010	Brodie Merrill, Edmonton Rush
2009	Brodie Merrill, Portland Lumberjax
2008	Mark Steenhuis, Buffalo Bandits
2007	Steve Toll, Rochester Knighthawks



# ALL-TIME HONORS AND AWARDS

## GENERAL MANAGER OF THE YEAR

2011	Curt Styres, Rochester Knighthawks
2010	Derek Keenan, Edmonton Rush
2009	Ed Comeau, New York Titans
2008	Marty O'Neill, Minnesota Swarm
2007	Marty O'Neill, Minnesota Swarm
2006	Derek Keenan, Portland LumberJax
2005	Bob Hamley, Arizona Sting
2004	Johnny Mouradian, San Jose Stealth
2003	Kurt Silcott, Buffalo Bandits
2002	Dave Evans, Vancouver Ravens

## EXECUTIVE OF THE YEAR

2011	Curt Styres, Rochester Knighthawks
2010	David Takata, Washington Stealth
2009	John J. Arlotta, Minnesota Swarm
2008	Tom Garrity, Minnesota Swarm
2007	Dave Zygaj, Buffalo Bandits
2006	Angela Batinovich, Portland LumberJax
2005	Les Bartley, Toronto Rock
2004	Steve Govett, Colorado Mammoth
2003	Brad Banister, Calgary Roughnecks
2002	Tom Mayenknecht, Vancouver Ravens
2001	Russ Cline, Philadelphia Wings

## "LES BARTLEY AWARD" HEAD COACH OF THE YEAR

2011	Mike Hasen, Rochester Knighthawks
2010	Derek Keenan, Edmonton Rush Chris Hall, Washington Stealth
2009	Troy Cordingley, Calgary Roughnecks
2008	Adam Mueller, New York Titans
2007	Ed Comeau, Rochester Knighthawks
2006	Derek Keenan, Portland LumberJax
2005	Bob Hamley, Arizona Sting
2004	Paul Day, Rochester Knighthawks
2003	Darris Kilgour, Buffalo Bandits
2002	Bob McMahon, Albany Attack
2001	Tony Resch, Philadelphia Wings

## "THE TOM BORRELLI AWARD" WRITER OF THE YEAR

2011	Budd Bailey, The Buffalo News
2010	Paul Tutka, <a href="http://NLLInsider.com/InsideLacrosse">NLLInsider.com/Inside Lacrosse</a>
2009	Paul Tutka, <a href="http://NLLInsider.com/InsideLacrosse">NLLInsider.com/Inside Lacrosse</a>
2008	Paul Tutka, <a href="http://NLLInsider.com/InsideLacrosse">NLLInsider.com/Inside Lacrosse</a>
2007	Ty Pilson, Calgary Sun
2006	Sal Maiorana, Rochester D&C
2005	Mike Koreen, Toronto Sun

# LEAGUE ALL-PRO TEAMS

## -2011-

### First Team

Player	Position	Team
Ryan Benesch	Forward	Minnesota
Rhys Duch	Forward	Washington
Dan Dawson	Forward	Boston
Jeff Shattler	Transition	Calgary
Pat McCready	Defense	Rochester
Matt Vinc	Goalie	Rochester

### Second Team

Player	Position	Team
Lewis Ratcliff	Forward	Washington
John Tavares	Forward	Buffalo
Stephen Leblanc	Forward	Toronto
Brodie Merrill	Transition	Edmonton
Mike Carnegie	Defense	Calgary
Anthony Cosmo	Goalie	Boston

## -2010-

### First Team

Player	Position	Team
Casey Powell	Forward	Orlando
Josh Sanderson	Forward	Calgary
Dan Dawson	Forward	Boston
Brodie Merrill	Transition	Edmonton
Sandy Chapman	Defense	Toronto
Matt Vinc	Goalie	Orlando

### Second Team

Player	Position	Team
Colin Doyle	Forward	Toronto
Lewis Ratcliff	Forward	Washington
Rhys Duch	Forward	Washington
Jordan Hall	Transition	Orlando
John Orsen	Defense	Orlando
Anthony Cosmo	Goalie	Boston

## -2009-

### First Team

Player	Position	Team
Dan Dawson	Forward	Boston
Casey Powell	Forward	New York
Colin Doyle	Forward	San Jose
Brodie Merrill	Transition	Portland
Billy Dee Smith	Defense	Buffalo
Ken Montour	Goalie	Buffalo

### Second Team

Player	Position	Team
Josh Sanderson	Forward	Calgary
John Tavares	Forward	Buffalo
Jordan Hall	Forward	New York
Mark Steenhuis	Transition	Buffalo
Mac Allen	Defense	Rochester
Anthony Cosmo	Goalie	Boston

## -2008-

### First Team

Player	Position	Team
Athan Iannucci	Forward	Philadelphia
Casey Powell	Forward	New York
John Tavares	Forward	Buffalo
Mark Steenhuis	Transition	Buffalo
Ryan Cousins	Defense	Minnesota
Bob Watson	Goal	Toronto

### Second Team

Player	Position	Team
Colin Doyle	Forward	San Jose
Gavin Prout	Forward	Colorado
Jeff Zywicki	Forward	San Jose
Geoff Snider	Transition	Philadelphia
Scott Self	Defense	Chicago
Matt Vinc	Goal	New York

# LEAGUE ALL-PRO TEAMS

## -2007-

### First Team

Player	Position	Team
John Grant Jr.	Forward	Rochester
John Tavares	Forward	Buffalo
Dan Dawson	Forward	Arizona
Steve Toll	Transition	Rochester
Ryan Cousins	Defense	Minnesota
Anthony Cosmo	Goal	San Jose

### Second Team

Player	Position	Team
Gavin Prout	Forward	Colorado
Colin Doyle	Forward	San Jose
Casey Powell	Forward	New York
Lewis Ratcliff	Forward	Calgary
Shawn Williams	Forward	Rochester
Nick Patterson	Goal	Minnesota

## -2006-

### First Team

Player	Position	Team
Colin Doyle	Forward	Toronto
John Grant Jr.	Forward	Rochester
Gavin Prout	Forward	Colorado
Josh Sanderson	Forward	Toronto
Brodie Merrill	Defense	Portland
Steve Dietrich	Goal	Buffalo

### Second Team

Player	Position	Team
Craig Conn	Forward	Arizona
Dan Dawson	Forward	Arizona
Lewis Ratcliff	Forward	Calgary
John Tavares	Forward	Buffalo
Jay Jalbert	Defense	Colorado
Nick Patterson	Goal	Minnesota

## -2005-

### First Team

Player	Position	Team
Colin Doyle	Forward	Toronto
John Tavares	Forward	Buffalo
Dan Dawson	Forward	Arizona
John Grant Jr.	Forward	Rochester
Andrew Turner	Defense	Rochester
Steve Dietrich	Goal	Buffalo

### Second Team

Player	Position	Team
Tracey Kelusky	Forward	Calgary
Josh Sanderson	Forward	Toronto
Blaine Manning	Forward	Toronto
Jim Veltman	Forward	Toronto
Gary Gait	Forward	Colorado
Bob Watson	Goal	Toronto

## -2004-

### First Team

Player	Position	Team
Jim Veltman	Forward	Toronto
Gary Gait	Forward	Colorado
John Tavares	Forward	Buffalo
Shawn Williams	Forward	Rochester
Taylor Wray	Defense	Calgary
Cam Woods	Defense	San Jose
Gee Nash	Goal	Colorado

### Second Team

Player	Position	Team
Gavin Prout	Forward	Colorado
Josh Sanderson	Forward	San Jose
Blaine Manning	Forward	Toronto
Colin Doyle	Forward	Toronto
Tracey Kelusky	Forward	Calgary
Pat O'Toole	Goal	Rochester

# LEAGUE ALL-PRO TEAMS

## -2003-

First Team		
Player	Position	Team
Colin Doyle	Forward	Toronto
Tracey Kelusky	Forward	Calgary
John Tavares	Forward	Buffalo
Gary Gait	Forward	Colorado
Jim Moss	Defense	Albany
Pat O'Toole	Goal	Rochester

Second Team		
Player	Position	Team
Blaine Manning	Forward	Toronto
John Grant Jr.	Forward	Rochester
Tom Marechek	Forward	Philadelphia
Josh Sanderson	Forward	Albany
Jim Veltman	Defense	Toronto
Matt Disher	Goal	Ottawa

## -2002-

First Team		
Player	Position	Team
Paul Gait	Forward	Washington
Pay Coyle	Defense	Toronto
Josh Sanderson	Forward	Albany
Gary Gait	Forward	Washington
Tracey Kelusky	Forward	Montreal
Rob Blasdel	Goal	Albany

Second Team		
Player	Position	Team
Colin Doyle	Forward	Toronto
Chris Gill	Forward	Vancouver
John Grant Jr.	Forward	Rochester
Gavin Prout	Forward	New York
John Tavares	Forward	Buffalo
Dwight Maetche	Goal	Vancouver

## -2001-

First Team		
Player	Position	Team
John Tavares	Forward	Buffalo
Gary Gait	Forward	Washington
Roy Colsey	Forward	New York
John Grant Jr.	Forward	Rochester
Tom Marechek	Forward	Philadelphia
Bob Watson	Goal	Toronto

Second Team		
Player	Position	Team
Jake Bergey	Forward	Philadelphia
Jim Veltman	Defense	Toronto
Kim Squire	Forward	Toronto
Colin Doyle	Forward	Toronto
Tracey Kelusky	Forward	Columbus
Gee Nash	Goal	New York

## -2000-

First Team		
Player	Position	Team
John Tavares	Forward	Buffalo
Gary Gait	Forward	Pittsburgh
Jim Veltman	Forward	Toronto
John Grant Jr.	Forward	Rochester
Tom Marechek	Forward	Philadelphia
Bob Watson	Goal	Toronto

Second Team		
Player	Position	Team
Josh Sanderson	Forward	Albany
Roy Colsey	Defense	New York
Ted Dowling	Forward	Albany
Paul Gait	Forward	Pittsburgh
Mike Accursi	Forward	Buffalo
Dallas Eliuk	Goal	Philadelphia

# LEAGUE ALL-PRO TEAMS

## -1999-

### First Team

Player	Position	Team
Gary Gait	Forward	Baltimore
Jim Veltman	Forward	Toronto
Jake Bergey	Forward	Philadelphia
John Tavares	Forward	Buffalo
Tom Marechek	Forward	Philadelphia
Dallas Eliuk	Goal	Philadelphia

### Second Team

Player	Position	Team
Paul Gait	Forward	Syracuse
Duane Jacobs	Forward	Rochester
Joe Hiltz	Forward	Baltimore
Matt Panetta	Forward	New York
Mark Millon	Forward	New York
Bob Watson	Goal	Toronto

## -1998-

### First Team

Player	Position	Team
Gary Gait	Forward	Baltimore
Kevin Finneran	Forward	Philadelphia
Mark Millon	Forward	New York
Darris Kilgour	Forward	Buffalo
John Tavares	Forward	Buffalo
Dallas Eliuk	Goal	Philadelphia

### Second Team

Player	Position	Team
Tom Marechek	Forward	Philadelphia
Jim Veltman	Forward	Ontario
Colin Doyle	Forward	Ontario
Paul Gait	Forward	Syracuse
Duane Jacobs	Forward	Rochester
Bob Watson	Goal	Ontario

## -1997-

### First Team

Player	Position	Team
John Tavares	Forward	Buffalo
Paul Gait	Forward	Rochester
Gary Gait	Forward	Philadelphia
Tom Marechek	Forward	Philadelphia
Mark Millon	Forward	New York
Dallas Eliuk	Goal	Philadelphia

### Second Team

Player	Position	Team
Duane Jacobs	Forward	Rochester
Tom Carmean	Forward	Boston
Bob Martino	Forward	Baltimore
Darris Kilgour	Forward	Buffalo
Jeff Klodzen	Forward	Baltimore
Sal LoCascio	Goal	New York

## -1996-

### First Team

Player	Position	Team
Gary Gait	Forward	Philadelphia
John Tavares	Forward	Buffalo
Jim Veltman	Forward	Buffalo
Paul Gait	Forward	Rochester
Tom Marechek	Forward	Philadelphia
Dallas Eliuk	Goal	Philadelphia

### Second Team

Player	Position	Team
Tom Carmean	Forward	Boston
Duane Jacobs	Forward	Rochester
Kevin Finneran	Forward	Philadelphia
Chris Bates	Forward	Charlotte
Chris Driscoll	Forward	Rochester
Steve Dietrich	Goal	Rochester



# LEAGUE ALL-PRO TEAMS

## - 1995-

### First Team

Player	Position	Team
Gary Gait	Forward	Philadelphia
John Tavares	Forward	Buffalo
Paul Gait	Forward	Rochester
Ted Dowling	Forward	Boston
Jim Veltman	Forward	Buffalo
Dallas Eliuk	Goal	Philadelphia

### Second Team

Player	Position	Team
Tom Carmean	Forward	Boston
Tim Hormes	Forward	Baltimore
Tom Marechek	Forward	Philadelphia
Mark Millon	Forward	Baltimore
Bob Martino	Forward	Baltimore
Steve Dietrich	Goal	Rochester

## - 1994-

### First Team

Player	Position	Team
John Tavares	Forward	Buffalo
Paul Gait	Forward	Philadelphia
Gary Gait	Forward	Philadelphia
Jim Veltman	Forward	Buffalo
Tim Soudan	Forward	Boston
Dallas Eliuk	Goal	Philadelphia

### Second Team

Player	Position	Team
Ted Dowling	Forward	Detroit
Tom Carmean	Forward	Boston
Stu Aird	Forward	Buffalo
Kevin Finneran	Forward	Philadelphia
Lindsay Dixon	Forward	Baltimore
Sal LoCascio	Goal	New York

## - 1993-

### First Team

Player	Position	Team
Paul Gait	Forward	Philadelphia
Gary Gait	Forward	Philadelphia
John Tavares	Forward	Buffalo
Jim Veltman	Forward	Buffalo
Dave Pietramala	Forward	Pittsburgh
Dallas Eliuk	Goal	Philadelphia

### Second Team

Player	Position	Team
John Tucker	Forward	Baltimore
Tom Carmean	Forward	Boston
Rob Shek	Forward	Philadelphia
Jeff Jackson	Forward	Baltimore
Derek Keenan	Forward	Buffalo
Sal LoCascio	Goal	New York

## - 1992-

### First Team

Player	Position	Team
Rick Sowell	Forward	Baltimore
Paul Gait	Forward	Detroit
Gary Gait	Forward	Detroit
John Tucker	Forward	Philadelphia
Dave Pietramala	Forward	Pittsburgh
Sal LoCascio	Goal	New York

### Second Team

Player	Position	Team
Jeff Jackson	Forward	Baltimore
Derek Keenan	Forward	Buffalo
Darris Kilgour	Forward	Buffalo
Jim Veltman	Forward	Buffalo
John Nostrant	Forward	Philadelphia
Dallas Eliuk	Goal	Philadelphia

## LEAGUE ALL-PRO TEAMS

### -1991-

First Team		
Player	Position	Team
Rick Sowell	Forward	Baltimore
Paul Gait	Forward	Detroit
Gary Gait	Forward	Detroit
John Tucker	Forward	Philadelphia
John Conley	Forward	Philadelphia
Ted Sawicki	Goal	Detroit

Second Team		
Player	Position	Team
Butch Marino	Forward	Pittsburgh
Jeff Jackson	Forward	Baltimore
Mike Cummings	Forward	New York
John Nostrant	Forward	Philadelphia
Brian Nikula	Forward	Pittsburgh
Sal LoCascio	Goal	New York

### -1990-

First Team		
Player	Position	Team
Rick Sowell	Forward	Baltimore
John Tucker	Forward	Philadelphia
Brad Kotz	Forward	Philadelphia
Brian Nikula	Forward	Pittsburgh
John Fay	Forward	New England
Ryan Painter	Forward	Ottawa
Ted Sawicki	Goal	Detroit

Second Team		
Player	Position	Team
Toby Boucher	Forward	New England
Tim Welsh	Forward	Baltimore
Don Borges	Forward	New York
Dave Pietramala	Forward	Pittsburgh
Ron Martinello	Forward	Detroit
Dan O'Neill	Goal	New England

# LEAGUE ALL-ROOKIE TEAMS

## -2011-

Player	Position	Team
Curtis Dickson	Forward	Calgary
Cody Jamieson	Forward	Rochester
Aaron Pascas	Forward	Toronto
Andrew Sutor	Transition	Minnesota
Tyler Hass	Transition	Minnesota
Kyle Rubisch	Defense	Boston

## -2010-

Player	Position	Team
Stephan Leblanc	Forward	Toronto
Garrett Billings	Forward	Toronto
Alex Gajic	Forward	Colorado
Curtis Manning	Defense	Calgary
Matt Beers	Defense	Washington
Chris Corbeil	Defense	Buffalo

## -2009-

Player	Position	Team
Rhys Duch	Forward	San Jose
Kevin Buchanan	Forward	Minnesota
Daryl Veltman	Forward	Boston
Paul Rabil	Transition	San Jose
Stephen Peyser	Defense	New York
Tyler Richards	Goalie	San Jose

## -2008-

Player	Position	Team
Craig Point	Forward	Minnesota
Tyler Codron	Transition	Portland
Jordan Hall	Transition	New York
Bobby McBride	Transition	Chicago
Jamie Rooney	Forward	Philadelphia
Merrick Thomson	Forward	Philadelphia

## -2007-

Player	Position	Team
Ryan Benesch	Forward	Toronto
Geoff Snider	Transition	Philadelphia
Athan Iannucci	Forward	Philadelphia
Jamie Shewchuk	Forward	Colorado
Bill McGlone	Forward	Chicago
Nenad Gajic	Transition	Colorado

## -2006-

Player	Position	Team
Brodie Merrill	Defense	Portland
Sean Greenhalgh	Forward	Philadelphia
Dan Carey	Forward	Colorado
Jeff Zywicki	Forward	San Jose
Shawn Evans	Forward	Rochester
Luke Wiles	Forward	San Jose

## -2005-

Player	Position	Team
Ryan Boyle	Forward	San Jose
Delby Powless	Forward	Buffalo
Andrew Burkholder	Forward	Philadelphia
Rory Graves	Defense	Anaheim
Ryder Bateman	Forward	Minnesota
Dan Finck	Forward	Philadelphia

## -2004-

Player	Position	Team
Taylor Wray	Defense	Calgary
Scott Evans	Forward	Rochester
Craig Conn	Forward	Vancouver
Ryan Ward	Forward	Philadelphia
AJ Shannon	Forward	Buffalo
Thomas Hajek	Defense	Philadelphia

## -2003-

Player	Position	Team
Brian Langtry	Forward	Colorado
Marc Morley	Forward	New Jersey
Lewis Ratcliff	Forward	Calgary
Chris Schiller	Defender	Rochester
Cam Sedgwick	Forward	Vancouver
Aaron Wilson	Forward	Toronto

## -2002-

Player	Position	Team
Mike Miron	Goal	Columbus
Peter Morgan	Forward	Vancouver
Gavin Prout	Forward	New York
Kasey Beirnes	Forward	Columbus
Blaine Manning	Forward	Toronto
Ryan Painter	Forward	Ottawa

## -2001-

Player	Position	Team
Tracey Kelusky	Forward	Columbus
Kris Bryde	Forward	Ottawa
Jeff Ratcliffe	Forward	Philadelphia
Marshall Abrams	Defense	Columbus
Mike Regan	Forward	Albany
Phil Wetherup	Goal	Buffalo

# PLAYER AND COACH RECORDS

## INDIVIDUAL RECORDS

### MOST GOALS

Game:	10	Gary Gait	Baltimore (v. Toronto)	1-9-99
	10	Paul Gait	Philadelphia (@ Boston)	3-26-94
Season:	71	Athan Iannucci	Philadelphia Wings	2008
	61	Gary Gait	Colorado Mammoth	2003

### MOST ASSISTS

Game:	13	Mark Steenhuis	Buffalo (v. Boston)	2-14-09
	11	Derek Malawsky	Rochester (v. Buffalo)	1-5-02
Season:	74	Josh Sanderson	Calgary Roughnecks	2009
	74	Dan Dawson	Boston Blazers	2009
	73	Colin Doyle	San Jose Stealth	2009

### MOST POINTS

Game:	17	Mark Steenhuis	Buffalo (v. Boston)	2-14-09
	15	John Grant Jr.	Rochester (v. New York)	1-27-07
Season:	115	John Tavares	Buffalo Bandits	2001**
	114	Paul Gait	Washington Power	2002

\*12-game season

\*\*14-game season

## COACHING RECORDS

### REGULAR SEASON WINS

Name	Gms	Won	Lost
Darris Kilgour*	174	108	66
Les Bartley	131	93	38
Paul Day	151	82	69
Chris Hall*	126	69	57
Tony Resch	86	59	27
Bob Hamley*	130	57	73
Ed Comeau	86	54	32
Terry Sanderson	100	51	49
Derek Keenan*	112	50	62
Adam Mueller	96	45	51

### POST SEASON WINS

Coach	Gms	Won	Lost
Les Bartley	22	18	4
Darris Kilgour*	22	12	10
Tony Resch	14	10	4
Troy Cordingley*	11	9	2
Chris Hall*	14	9	5
Ed Comeau	10	7	3
Dave Evans	8	6	2
Bob Hamley*	9	5	4
Paul Day	13	5	8

\* - active at end of 2011 season



# SINGLE-SEASON RECORDS

## GOALS

Name	Team	Year	Goals
Athan Iannucci	Philadelphia	2008	71
Gary Gait	Colorado	2003	61
Gary Gait	Baltimore	1998	57
Gary Gait	Colorado	2004	55
Paul Gait	Washington	2002	54
John Grant	Rochester	2006	54
Chris Gill	Vancouver	2002	53
John Grant	Rochester	2002	52
Roy Colsey	New York	2001	51
John Tavares	Buffalo	2001	51
John Grant	Rochester	2007	51
Mark Steenhuis	Buffalo	2009	51
John Tavares	Buffalo	2009	51

## ASSISTS

Name	Team	Year	Assists
Dan Dawson	Boston	2009	74
Josh Sanderson	Calgary	2009	74
Colin Doyle	San Jose	2009	73
Josh Sanderson	Toronto	2005	71
Josh Sanderson	Calgary	2010	70
Colin Doyle	Toronto	2005	69
Josh Sanderson	Toronto	2006	69
Josh Sanderson	Albany	2002	68
Gavin Prout	Colorado	2008	67
Shawn Williams	Rochester	2009	67

## POINTS

Name	Team	Year	Points
John Tavares	Buffalo	2001	115
Paul Gait	Washington	2002	114
Gary Gait	Washington	2002	112
Colin Doyle	Toronto	2005	111
John Grant	Rochester	2007	111
Colin Doyle	San Jose	2009	111
John Tavares	Buffalo	2003	107
Dan Dawson	Arizona	2007	107
John Grant	Rochester	2002	105
John Grant	Rochester	2005	105
Blaine Manning	Toronto	2005	105

## LOOSE BALLS

Name	Team	Year	LBs
Geoff Snider	Philadelphia	2010	245
Geoff Snider	Philadelphia	2008	244
Jim Veltman	Toronto	2006	226
Geoff Snider	Philadelphia	2009	220
Brodie Merrill	Portland	2009	216
Brodie Merrill	Portland	2006	214
Brodie Merrill	Portland	2008	211
Jim Veltman	Toronto	2003	207
Jim Veltman	Toronto	2002	203
Bruce Codd	Montreal	2002	197

## PENALTY MINUTES

Name	Team	Year	Minutes
Rory Smith	Orlando	2010	104
Geoff Snider	Philadelphia	2008	103
Brian Reese	Washington	2002	98
Eric Martin	San Jose	2009	89
Travis Hill	Minnesota	2008	86
Tony Millon	Syracuse	2000	84
Kyle Laverty	Rochester	2009	83
Scott Evans	Rochester	2010	79
Geoff Snider	Philadelphia	2010	79
Cam Woods	Toronto	2008	78

## FACE-OFFS WON

Name	Team	Year	FOW
Peter Jacobs	Philadelphia	2005	318
Geoff Snider	Philadelphia	2008	318
Geoff Snider	Philadelphia	2010	295
Jamie Hanford	Colorado	2005	280
Peter Jacobs	Philadelphia	2006	280
Jamie Hanford	Colorado	2007	275
Jamie Hanford	Colorado	2003	271
Jamie Hanford	Colorado	2006	267
Jamison Koesterer	Washington	2010	265
Jamie Hanford	New York	2008	264

## SAVES

Name	Team	Year	Saves
Rob Blasdell	Albany	2002	644
Curtis Palidwor	Montreal	2002	639
Matt Vinc	New York	2009	609
Matt Vinc	Orlando	2010	609
Dallas Eliuk	Philadelphia	2003	608
Matt King	Calgary	2002	603
Brandon Miller	Chicago	2007	602
Gee Nash	Colorado	2005	601
Pat O'Toole	Rochester	2006	598
Nick Patterson	Minnesota	2008	598

## NOTE:

1991	10-game season
1992-95	8-game season
1996-97	10-game season
1998-2000	12-game season
2000-2001	14-game season
2001-Present	16-game season



# YEARLY LEADERS

## GOALS

1987	M. French	Phi	14
1988	M. Gold	Wsh	22
1989	B. Kotz	Phi	28
1990	B. Nikula	Pit	20
1991	P. Gait	Det	47
1992	P. Gait	Det	33
1993	J. Tavares	Buf	35
1994	P. Gait	Phi	31
1995	G. Gait	Phi	30
1996	G. Gait	Phi	43
1997	G. Gait	Phi	40
1998	G. Gait	Bal	57
1999	G. Gait	Bal	50
2000	T. Dowling	Alb	41
	T. Marechek	Phi	41
2001	J. Tavares	Buf	51
2002	P. Gait	Was	54
2003	G. Gait	Col	61
2004	G. Gait	Col	55
2005	J. Grant Jr.	Roc	49
2006	J. Grant Jr.	Roc	54
2007	J. Grant Jr.	Roc	51
2008	A. Iannucci	Phi	71
2009	M. Steenhuis	Buf	51
	J. Tavares	Buf	51
2010	L. Ratcliff	Was	46
2011	R. Benesch	Min	46

## ASSISTS

1987	J. Tucker	Phi	14
	J. Lamon	Wsh	14
1988	J. Gold	Wsh	14
1989	J. Tucker	Phi	24
1990	T. Martinello	Det	20
1991	G. Gait	Det	36
1992	D. Keenan	Buf	23
	J. Veltman	Buf	23
1993	J. Tavares	Buf	23
1994	J. Veltman	Buf	24
1995	T. Carmean	Bos	27
1996	J. Tavares	Buf	40
1997	G. Gait	Phi	32
1998	J. Veltman	Ont	40
1999	J. Hiltz	Bal	46
2000	J. Tavares	Buf	49
2001	J. Tavares	Buf	64
2002	J. Sanderson	Alb	68
2003	J. Tavares	Buf	58
2004	J. Sanderson	SJ	61
2005	J. Sanderson	Tor	71
2006	J. Sanderson	Tor	69
2007	J. Tavares	Buf	61
2008	G. Prout	Col	67
2009	D. Dawson	Bos	74
	J. Sanderson	Cal	74
2010	J. Sanderson	Cal	70
2011	D. Dawson	Bos	59

## POINTS

1987	J. Tucker	Phi	26
1988	J. Gold	Wsh	34
1989	B. Kotz	Phi	44
1990	T. Martinello	Det	34
1991	G. Gait	Det	68
1992	P. Gait	Det	53
1993	J. Tavares	Buf	58
1994	J. Tavares	Buf	47
1995	G. Gait	Phi	48
1996	J. Tavares	Buf	81
1997	G. Gait	Phi	72
1998	G. Gait	Bal	85
1999	G. Gait	Bal	82
2000	G. Gait	Pit	83
	J. Tavares	Buf	83
2001	J. Tavares	Buf	115
2002	P. Gait	Was	114
2003	J. Tavares	Buf	107
2004	G. Gait	Col	93
	J. Tavares	Buf	93
2005	C. Doyle	Tor	111
2006	J. Sanderson	Tor	98
2007	J. Grant Jr.	Roc	111
2008	A. Iannucci	Phi	100
2009	C. Doyle	SJ	111
2010	J. Sanderson	Cal	104
2011	R. Benesch	Min	95

## LOOSE BALLS

1992	J. Veltman	Buf	111
1993	J. Veltman	Buf	102
1994	J. Veltman	Buf	130
1995	J. Veltman	Buf	91
1996	J. Veltman	Buf	125
1997	J. Tavares	Buf	104
1998	J. Veltman	Ont	194
1999	J. Veltman	Tor	166
2000	J. Veltman	Tor	164
2001	J. Veltman	Tor	161
2002	J. Veltman	Tor	203
2003	J. Veltman	Tor	207
2004	J. Veltman	Tor	179
2005	J. Veltman	Tor	193
2006	J. Veltman	Tor	226
2007	B. Merrill	Por	196
2008	G. Snider	Phi	244
2009	G. Snider	Phi	220
2010	G. Snider	Phi	245
2011	B. Merrill	Edm	187

## PENALTY MINUTES

1987	Three tied with 18		
1988	F. Tashman	NJ	12
1989	J. Goldberg	NY	28
1990	K. Forrester	Pit	28
1991	N. Doddridge	Det	39
1992	D. Kilgour	Buf	49
1993	P. Welsh	Bal	38
1994	B. Kroneberger	Bal	25
1995	S. Govett	Phi	39
1996	T. Phair	Buf	53
1997	T. Phair	Buf	58
1998	P. Coyle	Ont	48
1999	T. Millon	Syr	59
2000	T. Millon	Syr	84
2001	B. Reese	Was	98
2003	C. Zaph	Roc	59
2004	T. Bonterre	Arz	73
2005	J. Phillips	Cgy	69
2006	R. Van Beek	Phi	72
2007	S. Ditzell	Rock	68
2008	G. Snider	Phi	103
2009	K. Lavery	Roc	78
2010	R. Smith	Orl	104
2011	G. Snider	Cal	74

## FACE-OFFS WON

1992	P. Talmo	Bos	108
1993	P. Talmo	Bos	97
1994	B. Silcott	Buf	78
1995	P. Talmo	Bos	75
1996	R. Tapp	Bos	121
1997	R. Tapp	Bos	141
1998	R. Tapp	Syr	209
1999	R. Graham	Tor	144
2000	R. Klausner	Syr	174
2001	S. Fannell	Alb	215
2002	J. Hanford	NJ	232
2003	J. Hanford	Col	271
2004	C. Cercy	SJ	212
2005	P. Jacobs	Phi	318
2006	P. Jacobs	Phi	280
2007	J. Hanford	Col	275
2008	G. Snider	Phi	318
2009	G. Snider	Phi	260
2010	G. Snider	Phi	295

# YEARLY LEADERS

## SAVES

1992	D. Eliuk	Phi	312
1993	S. LoCascio	NY	319
1994	S. LoCascio	NY	300
1995	S. Dietrich	Roc	322
1996	S. Dietrich	Roc	377
1997	S. Dietrich	Roc	396
1998	D. Eliuk	Phi	435
1999	D. Eliuk	Phi	474
2000	R. Blasdell	Alb	434
2001	G. Nash	NY	571
2002	R. Blasdell	Alb	644
2003	D. Eliuk	Phi	608
2004	M. Miron	Ari	572
2005	G. Nash	Col	601
2006	P. O'Toole	Roc	598
2007	B. Miller	Chi	602
2008	N. Patterson	Min	598
2009	M. Vinc	NYT	609
2010	M. Vinc	NYT	609
2011	M. Vinc	Roc	585

## POWER PLAY GOALS

1998	D. Kilgour	Buf	16
1999	J. Hiltz	Bal	15
2000	R. Colsey	NY	13
	T. Marechek	Phi	13
2001	J. Tavares	Buf	22
	S. Williams	Buf	22
2002	R. Painter	Ott	19
2003	B. Manning	Tor	17
2004	B. Manning	Tor	19
2005	K. Hall	Min	19
2006	C. Gill	Col	17
2007	G. Rosyski	SJ	18
2008	M. McLellan	NY	19
2009	J. Zwyicki	SJ	17
2010	L. Ratcliff	Was	13
2011	C. Powell	Bos	14

## SHORT HANDED GOALS

1998	G. Gait	Bal	6
1999	E. Fay	Syr	7
2000	C. Gill	Tor	6
	T. Dowling	Alb	6
2001	P. Maddalena	Buf	5
2002	S. Toll	Tor	7
2003	M. Steenhuis	Buf	6
	B. Prepchuk	Col	6
2004	M. Steenhuis	Buf	5
2005	A. Wilson	Tor	4
	P. Maddalena	Arz	4
2006	C. Conn	Arz	5
	C. Seller	Arz	5
2007	J. Grant Jr.	Roc	5
	B. McGlone	Chi	5
	J. Moleski	Cal	5
2008	J. Zywicki	SJ	7
2009	T. Kelusky	CGY	4
	A. Watt	Min	4
2010	Six tied with		3
2011	A. Watt	Min	4
	J. Shattler	Cal	4
	C. Dickson	Cal	4
	S. Evans	Roc	4

# CAREER RECORDS

## GAMES PLAYED

Name	No.
John Tavares	252
Chris Driscoll	234
Bob Watson	217
Dallas Eliuk	213
Colin Doyle	209
Shawn Williams	207
Mike Accursi	204
Pat O'Toole	204
Pat McCready	203
Rich Kilgour	200

## POINTS

Name	No.
John Tavares	1547
Gary Gait	1165
Colin Doyle	1119
Josh Sanderson	1017
John Grant	977
Shawn Williams	969
Gavin Prout	798
Blaine Manning	794
Tom Marechek	773
Dan Dawson	768

## FACEOFF WINS

Name	No.
Jamie Hanford	2091
Peter Jacobs	1774
Geoff Snider	1309
Stephen Hoar	1302
Pat Jones	1247
Rodney Tapp	1118
Paul Cantabene	982
Cory Bomberry	917
Gordon Purdie	862
Peter Lough	846

## GOALS

Name	No.
John Tavares	724
Gary Gait	635
John Grant	469
Colin Doyle	433
Paul Gait	410
Tom Marechek	399
Shawn Williams	396
Josh Sanderson	346
Mike Accursi	346
Tracey Kelusky	345

## LOOSE BALLS

Name	No.
Jim Veltman	2417
John Tavares	2000
Steve Toll	1546
Pat McCready	1499
Phil Sanderson	1225
Cam Woods	1216
Brodie Merrill	1214
Gary Gait	1171
Mark Steenhuis	1153
Geoff Snider	1060

## SAVES

Name	No.
Bob Watson	6471
Pat O'Toole	6464
Dallas Eliuk	6356
Steve Dietrich	5514
Matt Disher	4904
Gee Nash	4328
Rob Blasdel	4287
Anthony Cosmo	4179
Curtis Palidwor	4075
Matt Roik	3310

## ASSISTS

Name	No.
John Tavares	823
Colin Doyle	686
Josh Sanderson	671
Shawn Williams	573
Gary Gait	530
Gavin Prout	527
John Grant	508
Blaine Manning	501
Jim Veltman	493
Dan Dawson	447

## PENALTY MINUTES

Name	No.
Kyle Laverty	579
Pat McCready	430
Dan Ladouceur	428
Cam Woods	392
Regy Thorpe	385
Thomas Hajek	381
Eric Martin	377
Patrick Merrill	377
Pat Coyle	375
Billy Dee Smith	375

# CHAMPIONSHIP GAME HISTORY

2011 - Washington Stealth (7) @ Toronto (8)

Attendance: 14,488

MVP: Bob Watson, Toronto (46 Saves)

2010 - Toronto Rock (11) @ Washington Stealth (15)

Attendance: 8,609

MVP: Lewis Ratcliff, Washington (5 goals, 1 assist)

2009 - New York Titans (10) @ Calgary Roughnecks (12)

Attendance: 13,042

MVP: Josh Sanderson, Calgary (2 goals, 3 assists)

2008 - Portland LumberJax (13) @ Buffalo Bandits (14)

Attendance: 18,690

MVP: Mark Steenhuis (5 goals, 1 assist)

2007 - Rochester Knighthawks (13) @ Arizona Sting (11)

Attendance: 9,796

MVP: John Grant, Rochester (3 goals, 5 assists)

2006 - Colorado Mammoth (16) @ Buffalo Bandits (9)

Attendance: 16,104

MVP: Gavin Prout, Colorado (4 goals, 3 assists)

2005 - Toronto Rock (19) v. Arizona Sting (13)

Attendance: 19,432

MVP: Colin Doyle, Toronto (5 goals, 3 assists)

2004 - Calgary Roughnecks (14) v. Buffalo Bandits (11)

Attendance: 19,289

MVP: Curtis Palidwor, Calgary (41 saves)

2003 - Toronto Rock (8) @ Rochester Knighthawks (6)

Attendance: 11,051

MVP: Bob Watson, Toronto (40 saves)

2002 - Toronto Rock (13) @ Albany Attack (12)

Attendance: 9,289

MVP: Colin Doyle, Toronto (3 goals, 1 assist)

2001 - Philadelphia Wings (9) @ Toronto Rock (8)

Attendance: 19,409

MVP: Dallas Eliuk, Philadelphia (40 saves)

2000 - Toronto Rock (14) v. Rochester Knighthawks (13)

Attendance: 14,211

MVP: Dan Stroup, Toronto (5 goals)

1999 - Toronto Rock (13) v. Rochester Knighthawks (10)

Attendance: 15,691

MVP: Colin Doyle, Toronto (4 goals, 2 assists)

1998 - Philadelphia Wings (2) def. Baltimore Thunder (0)  
(best-of-three series)

Game 1: Philadelphia (16) v. Baltimore (12)

Attendance: 9,860

MVP: Dallas Eliuk, Philadelphia (35 saves)

Game 2: Philadelphia (17) @ Baltimore (12)

Attendance: 3,137

MVP: Bill Miller, Philadelphia (3 goals, 2 assists)

\*Dallas Eliuk named Series MVP

1997 - Rochester Knighthawks (15) @ Buffalo Bandits (12)

Attendance: 18,055

MVP: Steve Dietrich, Rochester (54 saves)

1996 - Buffalo Bandits (15) v. Philadelphia Wings (10)

Attendance: 16,230

MVP: Pat O'Toole, Buffalo (40 saves)

1995 - Philadelphia Wings (15) v. Rochester Knighthawks (14) - OT

Attendance: 14,284

MVP: Gary Gait, Philadelphia (6 goals, 1 assist)

1994 - Philadelphia Wings (26) @ Buffalo Bandits (15)

Attendance: 16,284

MVP: Paul Gait, Philadelphia (8 goals, 3 assists)

1993 - Buffalo Bandits (13) v. Philadelphia Wings (12)

Attendance: 16,325

MVP: John Tavares, Buffalo (4 goals, 3 assists)

1992 - Buffalo Bandits (11) @ Philadelphia Wings (10) - OT

Attendance: 13,572

MVP: John Tavares, Buffalo (4 goals, 1 assist)

1991 - Detroit Turbos (14) @ Baltimore Thunder (12)

Attendance: 10,814

MVP: Gary Gait, Detroit (3 goals, 3 assists)

1990 - Philadelphia Wings (17) @ New England Blazers (7)

Attendance: 11,479

MVP: Brad Kotz, Philadelphia (3 goals, 4 assists)

1989 - Philadelphia Wings (11) v. New York Saints (10)

Attendance: 16,042

MVP: John Tucker, Philadelphia (1 goal, 4 assists)

1988 - New Jersey Saints (17) @ Washington Wave (16)

Attendance: 8,215

MVPs: Larry Quinn, New Jersey (32 saves) & Jeff Goldberg, New Jersey (4 goals)

1987 - Baltimore Thunder (11) @ Washington Wave (10)

Attendance: 7,019

MVP: Buzz Sheain, Baltimore (46 saves)

# CHAMPIONSHIP GAME RECORDS

## CHAMPIONSHIP GAME PLAYER RECORDS

Category	Player (record)	Game
Goals	Paul Gait (8)	PHI v. BUF, 1994
Assists	Kevin Finneran (8)	PHI v. BUF, 1994
	Rhys Duch (8)	TOR v. WAS, 2010
Points	Paul Gait (11)	PHI v. BUF, 1994
	Rhys Duch (11)	TOR v. WAS, 2010
Penalty Minutes	Billy Dee Smith (19)	COL v. BUF, 2006
Games Played	Jim Veltman (10)	

## CHAMPIONSHIP GAME TEAM RECORDS

Category	Team(s) - record	Year
Most Goals (single team)	Philadelphia – 26	1994
Fewest Goals (single team)	Rochester – 6	2003
Most Goals (combined)	Philadelphia/Bufalo – 41	1994
Fewest Goals (combined)	Toronto/Rochester – 14	2003
Greatest Margin of Victory	Philadelphia def. Buffalo – 11	1994
Appearances	Philadelphia – 9	1989, 90, 92-96, 98, 2001
Wins	Philadelphia – 6	1989, 90, 94, 95, 98, 2001
	Toronto – 6	1999-2000, 02-03, 05, 11

## OVERTIME GAMES

Teams (score)	Year
Buffalo (11) @ Philadelphia (10)	1992
Philadelphia (15) v. Rochester (14)	1995

## CHAMPIONSHIP GAME CAREER RECORDS

Championship Goals		Championship Assists	
Player	Goals	Player	Assists
Paul Gait	23	Kevin Finneran	26
John Tavares	22	Jim Veltman	23
Gary Gait	21	John Tavares	22
Colin Doyle	14	Gary Gait	15
Jim Veltman	12	Dan Dawson	15

\* - 2 games in 1998 NLL (best of 3) Championship Series

## LEAGUE ALL-TIME ATTENDANCE RECORDS

No.	Home	Score	Visitor	Score	Venue	Date
19,432	Toronto	19	Arizona	13	Air Canada Centre	5-14-05*
19,409	Toronto	8	Philadelphia	9	Air Canada Centre	4-27-01*
19,289	Calgary	14	Buffalo	11	Pengrowth Saddledome	5-7-04*
19,059	Toronto	11	Columbus	8	Air Canada Centre	3-31-01
18,911	Philadelphia	8	Pittsburgh	14	First Union Center	2-26-00
18,821	Toronto	11	Rochester	13	Air Canada Centre	4-9-04
18,809	Toronto	14	Buffalo	11	Air Canada Centre	3-26-04
18,737	Calgary	15	Portland	12	Pengrowth Saddledome	3-8-08
18,690	Buffalo	16	New York	14	HSBC Arena	1-12-07
18,690	Buffalo	9	Rochester	12	HSBC Arena	1-11-08
18,690	Buffalo	14	Portland	13	HSBC Arena	5-17-08*
18,690	Buffalo	15	Philadelphia	11	HSBC Arena	1-03-09
18,690	Buffalo	25	Toronto	10	HSBC Arena	2-14-09
18,690	Buffalo	15	Minnesota	16	HSBC Arena	2-28-09

\* - Championship Game



# ALL-STAR GAME HISTORY



## 2012 ALL-STAR GAME HEADS TO BUFFALO

The 2012 All-Star Game has been awarded to the Buffalo Bandits. The Bandits will host the game at First Niagara Center on Saturday, February 25th. The game will mark the first All-Star Game hosted by the Bandits, and the first All-Star Game from any sport to be held at First Niagara Center.

### February 28, 2011

The East defeated the West 30-26 in the 2011 NLL All-Star Game at the Event Center at the Turning Stone Resort Casino in Verona, NY, presented by the Oneida Indian Nation. Shawn Evans of the Rochester Knighthawks was the game's MVP, with 12 points on 4 goals and 8 assists.

### March 7, 2009

The Colorado Mammoth became the first team in league history to host an All-Star Game for a second time, having also hosted the event in 2004. The East Division defeated the West Division 27-21 in the second highest goal scoring All-Star Game in league history.

### March 16, 2008

The East Division defeated the West Division 17-16 in overtime. It was the league's eighth All-Star Game and the third time the game went into overtime. Shawn Williams of the Rochester Knighthawks scored the game winner, as the game was held at Rexall Place in Edmonton and hosted by the Edmonton Rush.

### March 10, 2007

The East Division defeated the West Division 20-16 in front of 12,856 fans at Rose Garden in Portland, Oregon, home of the Portland LumberJax. Buffalo transition player Mark Steenhuis scored five goals and added an assist en route to winning his second career All-Star Game MVP Award (won first in 2004). Gavin Prout led the West with eight points (3 goals, 5 assists) and home team representative Ryan Powell scored four goals in the game. The game marked the first professional sports All-Star Game ever hosted in the city of Portland.

### February 25, 2006

The West Division defeated the East Division 14-13 in front of 15,924 fans at the Air Canada Centre, home of the Toronto Rock. The game aired on regional sports networks across the US and Canada. The East held a 13-9 lead in the fourth quarter, but Portland LumberJax goaltender Dallas Eliuk and the West defense held their opposition scoreless for the final 12 minutes of the game, as the rest of the West stars rallied for five consecutive goals to win the game. Calgary Roughnecks

forward Lewis Ratcliff was named Game MVP, as he scored four goals, including the game-winner with 4.4 seconds remaining in regulation.

### February 26, 2005

The East Division defeated the West Division 11-10 in overtime at Penngrowth Saddledome, home of the Calgary Roughnecks. In front of 11,511 fans at the Saddledome, and a live national television audience on NBC, the East trailed 9-7 heading into the fourth quarter, but scored three straight goals to take a 10-9 lead. Arizona's Dan Dawson fired back for the West scoring with less than three minutes remaining to tie the game and force overtime. In overtime, Buffalo Bandits veteran forward John Tavares scored the game-winning overtime goal at 1:15 into the extra period.

### February 22, 2004

The East Division defeated the West Division by a score of 19-15 in front of 16,742 fans at Pepsi Center in Denver, home of the Colorado Mammoth. The Eastern Division All-Stars used a seven-goal run in the fourth quarter to pull away for a 19-15 victory over the Western Division All-Stars in front of a live television audience on Fox Sports Net. Buffalo Bandits forward Mark Steenhuis was named MVP, leading all scorers with six goals.

### April 21, 2002

The North Division defeated the South Division by a score of 14-10 at the Mohegan Sun Arena in Uncasville, CT. The North reeled off seven straight goals late in the contest to overcome the South. The Toronto Rock's Steve Toll was named the game MVP. Toll scored three goals and added an assist.

### February 20, 1999

Team Canada defeated Team USA, by a score of 25-24 in overtime in front of 9,070 fans at the Blue Cross Arena, in Rochester, NY. The All-Stars were placed into their respective teams by their Nationality.

### April 20, 1991

The National Division defeated the American Division, by a score of 25-20, in front of 7,658 fans at the Spectrum in Philadelphia.

# YEAR-BY-YEAR STANDINGS

## 2011 REGULAR SEASON

### East

Team	W	L	PCT	GF	GA	Home	Away
Buffalo	10	6	0.625	169	159	4-4	6-2
Toronto	10	6	0.625	187	168	7-1	3-5
Rochester	10	6	0.625	176	159	4-4	6-2
Boston	8	8	0.500	166	155	4-4	4-4
Philadelphia	5	11	0.312	143	179	2-6	3-5

### West

Team	W	L	PCT	GF	GA	Home	Away
Calgary	11	5	0.688	198	181	6-2	5-3
Minnesota	8	8	0.500	187	180	5-3	3-5
Washington	8	8	0.500	203	198	3-5	5-3
Colorado	5	11	0.312	151	172	3-5	2-6
Edmonton	5	11	0.312	175	204	4-4	1-7

## PLAYOFFS

### Divisional Semifinals

Opponents	Score	Arena	Attendance
Buffalo d. Boston	11-10	HSBC Arena	11,273
Toronto d. Rochester	10-8	Air Canada Centre	10,228

Calgary d. Colorado	10-6	Scotiabank Saddledome	10,092
Washington d. Minnesota	14-8	Xcel Energy Center	5,878

### Divisional Finals

Opponents	Score	Arena	Attendance
Toronto d. Buffalo	12-11	HSBC Arena	12,349
Washington d. Calgary	10-8	Scotiabank Saddledome	10,125

## 2011 CHAMPIONSHIP GAME

Opponents	Score	Arena	Attendance
Toronto d. Washington	8-7	Air Canada Centre	14,488

# YEAR-BY-YEAR STANDINGS

## 2010 REGULAR SEASON

### East

Team	W	L	GB	PCT	GF	GA	Home	Away
Orlando	11	5	--	.688	172	154	5-3	6-2
Toronto	9	7	2	.562	197	156	6-2	3-5
Buffalo	8	8	3	.500	169	170	4-4	4-4
Boston	8	8	3	.500	161	162	5-3	3-5
Rochester	7	9	4	.438	155	181	4-4	3-5
Philadelphia	5	11	6	.312	168	194	3-5	2-6

### West

Team	W	L	GB	PCT	GF	GA	Home	Away
Washington	11	5	--	.688	211	179	6-2	5-3
Calgary	10	6	1	.625	193	169	5-3	5-3
Edmonton	10	6	1	.625	186	201	5-3	5-3
Minnesota	5	11	6	.312	189	201	3-5	2-6
Colorado	4	12	7	.250	167	201	0-8	4-4

## PLAYOFFS

### Divisional Semifinals

Opponents	Score	Arena	Attendance
Orlando d. Boston	12-11	Amway Arena	4,205
Toronto d. Buffalo	13-11	Air Canada Centre	9,367
Washington d. Minnesota	14-10	Comcast Arena	3,268
Edmonton d. Calgary	11-7	Pengrowth Saddledome	10,388

### Divisional Finals

Opponents	Score	Arena	Attendance
Toronto d. Orlando	15-10	Amway Arena	4,651
Washington d. Edmonton	12-11 OT	Key Arena	4,242

## 2010 CHAMPIONSHIP GAME

Opponents	Score	Arena	Attendance
Washington d. Toronto	15-11	Comcast Arena	8,609

# YEAR-BY-YEAR STANDINGS

## 2009 REGULAR SEASON

### East

Team	W	L	GB	PCT	GF	GA	Home	Away
Buffalo	10	6	--	.625	223	170	5-3	5-3
Boston	10	6	--	.625	181	168	4-4	6-2
New York	10	6	--	.625	190	180	5-3	5-3
Rochester	7	9	3	.438	169	197	6-2	1-7
Philadelphia	7	9	3	.438	188	193	4-4	3-5
Toronto	6	10	4	.375	194	218	3-5	3-5

### West

Team	W	L	GB	PCT	GF	GA	Home	Away
Calgary	12	4	--	.750	206	167	5-3	7-1
Portland	9	7	3	.563	181	177	4-4	5-3
San Jose	7	9	5	.438	200	185	5-3	2-6
Colorado	7	9	5	.438	174	198	4-4	3-5
Minnesota	6	10	6	.375	141	197	2-6	4-4
Edmonton	5	11	7	.313	159	200	4-4	1-7

## PLAYOFFS

### Divisional Semifinals

Opponents	Score	Arena	Attendance
New York d. Rochester	11-10	Madison Square Garden	4,878
San Jose d. Portland	20-16	Rose Garden	6,053
Buffalo d. Boston	11-8	HSBC Arena	13,343
Calgary d. Colorado	15-8	Pengrowth Saddledome	9,760

### Divisional Finals

Opponents	Score	Arena	Attendance
New York d. Buffalo	9-3	Prudential Center	5,644
Calgary d. San Jose	17-5	Pengrowth Saddledome	9,639

## 2009 CHAMPIONSHIP GAME

Opponents	Score	Arena	Attendance
Calgary d. New York	12-10	Pengrowth Saddledome	13,042

# YEAR-BY-YEAR STANDINGS

## 2008 REGULAR SEASON

### East

Team	W	L	GB	PCT	GF	GA	Home	Away
Buffalo	10	6	--	.625	203	174	7-2	3-4
Minnesota	10	6	--	.625	199	196	6-2	4-4
New York	10	6	--	.625	197	186	5-1	5-5
Philadelphia	10	6	--	.625	225	220	7-1	3-5
Rochester	8	8	2	.500	197	171	4-4	4-4
Toronto	7	9	3	.438	172	174	4-5	3-4
Chicago	6	10	4	.375	176	212	3-5	3-5

### West

Team	W	L	GB	PCT	GF	GA	Home	Away
San Jose	12	4	--	.750	185	172	4-4	5-3
Colorado	9	7	3	.563	184	167	6-2	3-5
Calgary	9	7	3	.563	183	178	5-3	2-6
Portland	9	7	3	.563	179	194	3-5	3-5
Edmonton	6	10	6	.375	141	197	3-5	1-7

## PLAYOFFS

### Divisional Semifinals

Opponents	Score	Arena	Attendance
Buffalo d. Philadelphia	14-12	HSBC Arena	9,344
New York d. Minnesota	11-8	Xcel Energy Center	11,088
Calgary d. Colorado	15-13	Pepsi Center	15,554
Portland d. San Jose	18-16	San Jose HP Pavilion	2,697

### Divisional Finals

Opponents	Score	Arena	Attendance
Buffalo d. New York	19-12	HSBC Arena	11,012
Portland d. Calgary	16-12	Pengrowth Saddledome	9,327

## 2008 CHAMPIONSHIP GAME

Opponents	Score	Arena	Attendance
Buffalo d. Portland	14-13	HSBC Arena	18,690

# YEAR-BY-YEAR STANDINGS

## 2007 REGULAR SEASON

### East

Team	W	L	GB	PCT	GF	GA	Home	Away
Rochester	14	2	--	.875	249	194	8-0	6-2
Buffalo	10	6	4	.625	207	188	6-2	4-4
Minnesota	9	7	5	.563	200	207	4-4	5-3
Toronto	6	10	8	.375	187	183	3-5	3-5
Chicago	6	10	8	.375	176	191	4-4	2-6
Philadelphia	6	10	8	.375	178	186	4-4	2-6
New York	4	12	10	.250	195	233	3-5	1-7

### West

Team	W	L	GB	PCT	GF	GA	Home	Away
Colorado	12	4	--	.750	209	179	7-1	5-3
Calgary	9	7	3	.563	219	202	4-4	5-3
Arizona	9	7	3	.563	188	181	6-2	3-5
San Jose	9	7	3	.563	181	170	4-4	5-3
Edmonton	6	10	6	.375	160	189	4-4	2-6
Portland	4	12	8	.250	153	199	3-5	1-7

## PLAYOFFS

### Divisional Semifinals

Opponents	Score	Arena	Attendance
Rochester d. Toronto	10-6	Blue Cross Arena	7,003
Buffalo d. Minnesota	14-8	HSBC Arena	9,003
Arizona d. Calgary	13-9	Pengrowth Saddledome	10,057
San Jose d. Colorado	15-14	Pepsi Center	16,309

### Divisional Finals

Opponents	Score	Arena	Attendance
Rochester d. Buffalo	14-13	Blue Cross Arena	8,558
Arizona d. San Jose	9-7	Jobing.com Arena	6,924

## 2007 CHAMPIONSHIP GAME

Opponents	Score	Arena	Attendance
Rochester d. Arizona	13-11	Jobing.com Arena	9,796



# YEAR-BY-YEAR STANDINGS

## 2006 REGULAR SEASON

### East

Team	W	L	GB	PCT	GF	GA	Home	Away
Buffalo	11	5	--	.688	193	167	6-2	5-3
Rochester	9	7	2	.563	196	180	6-2	3-5
Toronto	8	8	3	.500	182	179	5-3	3-5
Minnesota	8	8	3	.500	158	171	3-5	5-3
Philadelphia	8	8	3	.500	184	184	5-3	3-5

### West

Team	W	L	GB	PCT	GF	GA	Home	Away
Portland	11	5	--	.688	188	177	5-3	6-2
Colorado	10	6	1	.625	200	172	6-2	4-4
Calgary	9	7	2	.563	183	178	4-4	5-3
Arizona	8	8	3	.500	198	199	4-4	4-4
San Jose	5	11	6	.313	151	174	3-5	2-6
Edmonton	1	15	10	.063	150	202	0-8	1-7

## PLAYOFFS

### Divisional Semifinals

Opponents	Score	Arena	Attendance
Buffalo d. Minnesota	11-10	HSBC Arena	8,110
Rochester d. Toronto	16-8	Blue Cross Arena	7,295
Arizona d. Portland	14-11	Rose Garden	10,843
Colorado d. Calgary	18-17 (OT)	Pepsi Center	13,426

### Divisional Finals

Opponents	Score	Arena	Attendance
Buffalo d. Rochester	15-10	HSBC Arena	10,897
Colorado d. Arizona	13-12	Pepsi Center	12,537

## 2006 CHAMPIONSHIP GAME

Opponents	Score	Arena	Attendance
Colorado d. Buffalo	16-9	HSBC Arena	16,109

# YEAR-BY-YEAR STANDINGS

## 2005 REGULAR SEASON

### East

Team	W	L	PCT	GB	GF	GA	Home	Away
Toronto	12	4	.750	--	227	190	6-2	6-2
Buffalo	11	5	.688	1	217	183	5-3	6-2
Rochester	10	6	.625	2	193	179	5-3	5-3
Philadelphia	6	10	.375	6	213	218	3-5	3-5
Minnesota	5	11	.313	7	188	231	2-6	3-5

### West

Team	W	L	PCT	GB	GF	GA	Home	Away
Calgary	10	6	.625	--	216	208	6-2	4-4
Arizona	9	7	.563	1	209	209	5-3	4-4
Colorado	8	8	.500	2	201	182	5-3	3-5
Anaheim	5	11	.313	5	175	212	2-6	3-5
San Jose	4	12	.250	6	170	197	2-6	2-6

## PLAYOFFS

### Divisional Semifinals

Opponents	Score	Arena	Attendance
Arizona d. Colorado	16-13	Glendale Arena	5,549
Rochester d. Buffalo	19-14	HSBC Arena	10,014

### Divisional Finals

Opponents	Score	Arena	Attendance
Toronto d. Rochester	12-10	Air Canada Centre	17,289
Arizona d. Calgary	19-15	Pengrowth Saddledome	11,468

## 2005 CHAMPIONSHIP GAME

Opponents	Score	Arena	Attendance
Toronto d. Arizona	19-13	Air Canada Centre	19,432

# YEAR-BY-YEAR STANDINGS

## 2004 REGULAR SEASON

### East

Team	W	L	PCT	GB	GF	GA	Home	Away
Toronto	10	6	.625	--	202	176	5-3	5-3
Rochester	8	8	.500	2	173	186	6-2	2-6
Buffalo	8	8	.500	2	205	198	4-4	4-4
Philadelphia	7	9	.438	3	192	198	3-5	4-4

### West

Team	W	L	PCT	GB	GF	GA	Home	Away
Colorado	13	3	.813	--	223	173	7-1	6-2
San Jose	11	5	.688	2	204	201	7-1	4-4
Calgary	10	6	.667	3	214	187	4-4	6-2
Arizona	7	9	.438	6	200	208	6-2	1-7
Vancouver	5	11	.313	8	183	213	3-5	2-6
Anaheim	1	15	.063	12	171	227	1-7	0-8

## PLAYOFFS

### Divisional Semifinals

Opponents	Score	Arena	Attendance
Buffalo d. Rochester	13-9	Blue Cross Arena	7,029
Calgary d. San Jose	15-14	HP Pavilion	4,874

### Divisional Finals

Opponents	Score	Arena	Attendance
Calgary d. Colorado	13-11	Pepsi Center	14,283
Buffalo d. Toronto	19-10	Air Canada Centre	14,618

## 2004 CHAMPIONSHIP GAME

Opponents	Score	Arena	Attendance
Calgary d. Buffalo	14-11	Pengrowth Saddledome	19,289

# YEAR-BY-YEAR STANDINGS

## 2003 REGULAR SEASON

### North

Team	W	L	PCT	GB	GF	GA	Home	Away
Toronto	11	5	.688	---	195	164	6-2	5-3
Calgary	9	7	.562	2	209	207	6-2	3-5
Vancouver	9	7	.562	2	208	196	5-3	4-4
Ottawa	4	12	.250	7	174	214	3-5	1-7

### Central

Team	W	L	PCT	GB	GF	GA	Home	Away
Rochester	12	4	.750	---	214	173	6-2	6-2
Buffalo	12	4	.750	---	231	188	8-0	4-4
Albany	8	8	.500	4	198	191	4-4	4-4
Columbus	8	8	.500	4	184	203	4-4	4-4

### East

Team	W	L	GB	PCT	GF	GA	Home	Away
Colorado	9	7	.562	---	226	223	6-2	3-5
Philadelphia	8	8	.500	1	203	209	6-2	2-6
New Jersey	3	13	.188	6	187	220	2-6	1-7
New York	3	13	.188	6	198	239	3-5	0-8

## PLAYOFFS

### Divisional Semifinals

Opponents	Score	Arena	Attendance
Buffalo d. Calgary	16-9	HSBC Arena	6,761
Colorado d. Vancouver	15-12	Pepsi Center	17,129

### Divisional Finals

Opponents	Score	Arena	Attendance
Toronto d. Colorado	15-11	Air Canada Centre	16,733
Rochester d. Buffalo	16-13	Blue Cross Arena	8,834

## 2003 CHAMPIONSHIP GAME

Opponents	Score	Arena	Attendance
Toronto d. Rochester	8-6	Blue Cross Arena	11,051

# YEAR-BY-YEAR STANDINGS

## 2002 REGULAR SEASON

### North

Team	W	L	PCT	GB	GF	GA	Home	Away
Toronto	11	5	.688	---	223	176	8-0	3-5
Vancouver	10	6	.625	1	236	191	6-2	4-4
Calgary	4	12	.250	7	224	264	2-6	2-6
Ottawa	4	12	.250	7	202	245	1-7	3-5

### Central

Team	W	L	PCT	GB	GF	GA	Home	Away
Albany	14	2	.875	---	250	194	7-1	7-1
Rochester	13	3	.813	1	258	200	8-0	5-3
Buffalo	8	8	.500	6	208	212	4-4	4-4
Montreal	8	8	.500	6	236	225	4-4	4-4
Columbus	5	11	.313	9	198	230	2-6	3-5

### East

Team	W	L	GB	PCT	GF	GA	Home	Away
Washington	9	7	.563	---	253	233	6-2	3-5
Philadelphia	8	8	.500	1	222	237	6-2	2-6
New Jersey	5	11	.313	4	178	232	2-6	3-5
New York	5	11	.313	4	200	249	3-5	2-6

## PLAYOFFS

### Divisional Semifinals

Opponents	Score	Arena	Attendance
Washington d. Philadelphia	12-11	First Union Center	10,041
Rochester d. Vancouver	11-10 (OT)	Blue Cross Arena	8,266

### Divisional Finals

Opponents	Score	Arena	Attendance
Toronto d. Washington	12-11 (OT)	Air Canada Centre	14,442
Albany d. Rochester	14-10	Pepsi Arena	5,074

## 2002 CHAMPIONSHIP GAME

Opponents	Score	Arena	Attendance
Toronto d. Albany	13-12	Pepsi Arena	9,289

# YEAR-BY-YEAR STANDINGS

## 2001 REGULAR SEASON

Team	W	L	PCT	GB	GF	GA	Home	Away
Toronto	11	3	.786	--	168	125	6-1	5-2
Philadelphia	10	4	.714	1	205	177	6-1	4-3
Rochester	10	4	.714	1	198	159	6-1	4-3
Washington	9	5	.643	2	226	204	4-3	5-2
Buffalo	8	6	.571	3	248	218	4-3	4-3
New York	6	8	.429	5	179	181	3-4	3-4
Albany	5	9	.357	6	152	169	3-4	2-5
Columbus	3	11	.214	8	134	201	1-6	2-5
Ottawa	1	13	.071	10	144	220	0-7	1-6

## PLAYOFFS

Opponents	Score	Arena	Attendance
Philadelphia d. Rochester	12-11	First Union Center	10,259
Toronto d. Washington	10-9	Air Canada Centre	14,442

## 2001 CHAMPIONSHIP GAME

Opponents	Score	Arena	Attendance
Philadelphia d. Toronto	9-8	Air Canada Centre	19,409

## 2000 REGULAR SEASON

Team	W	L	PCT	GB	GF	GA	Home	Away
Toronto	9	3	.750	--	162	130	5-1	4-2
Buffalo	8	4	.667	1	202	194	5-1	3-3
Rochester	8	4	.667	1	187	149	5-1	3-3
Philadelphia	7	5	.583	2	172	165	4-2	3-3
Albany	6	6	.500	3	169	160	4-2	2-4
Pittsburgh	6	6	.500	3	184	164	4-2	2-4
New York	3	9	.250	6	152	194	2-4	1-5
Syracuse	1	11	.083	8	135	207	1-5	0-6

## PLAYOFFS

Opponents	Score	Arena	Attendance
Toronto d. Philadelphia	14-10	Maple Leaf Gardens	10,561
Rochester d. Buffalo	15-11	HSBC Arena	7,873

## 2000 CHAMPIONSHIP GAME

Opponents	Score	Arena	Attendance
Toronto d. Rochester	14-13	Maple Leaf Gardens	14,211



# YEAR-BY-YEAR STANDINGS

## 1999 REGULAR SEASON

Team	W	L	PCT	GB	GF	GA	Home	Away
Toronto	9	3	.750	--	157	139	6-0	3-3
Baltimore	8	4	.667	1	211	175	5-1	3-3
Rochester	8	4	.667	1	169	160	4-2	4-2
Philadelphia	5	7	.417	4	153	153	4-2	1-5
New York	5	7	.417	4	149	156	2-4	3-3
Buffalo	4	8	.333	5	158	177	1-5	3-3
Syracuse	3	9	.250	6	161	198	3-3	0-6

## PLAYOFFS

Opponents	Score	Arena	Attendance
Toronto d. Philadelphia	13-2	Maple Leaf Gardens	12,026
Rochester d. Baltimore	14-12	Baltimore Arena	6,325

## 1999 CHAMPIONSHIP GAME

Opponents	Score	Arena	Attendance
Toronto d. Rochester	13-10	Maple Leaf Gardens	15,691

## 1998 REGULAR SEASON

Team	W	L	PCT	GB	GF	GA	Home	Away
Philadelphia	9	3	.750	--	166	148	3-3	6-0
Baltimore	8	4	.667	1	184	160	4-2	4-2
Rochester	6	6	.500	3	168	159	3-3	3-3
Buffalo	6	6	.500	3	166	171	4-2	2-4
Ontario	6	6	.500	3	165	157	4-2	2-4
New York	5	7	.417	4	167	165	3-3	2-4
Syracuse	2	10	.167	7	163	219	2-4	0-6

## PLAYOFFS

Opponents	Score	Arena	Attendance
Philadelphia d. Buffalo	17-12	CoreStates Center	9,795
Baltimore d. Rochester	15-14	Baltimore Arena	3,427

## 1998 CHAMPIONSHIP SERIES (BEST OF 3)

Opponents	Score	Arena	Attendance
Philadelphia d. Baltimore	16-12	CoreStates Center	9,860
Philadelphia d. Baltimore	17-12	Baltimore Arena	3,137

# YEAR-BY-YEAR STANDINGS

## 1997 REGULAR SEASON

Team	W	L	PCT	GB	GF	GA	Home	Away
Philadelphia	7	3	.700	--	137	115	3-2	4-1
New York	6	4	.600	1	134	127	4-1	2-3
Buffalo	6	4	.600	1	158	153	3-2	3-2
Rochester	5	5	.500	2	156	136	2-3	3-2
Boston	4	6	.400	3	120	135	3-2	1-4
Baltimore	2	8	.200	5	125	165	1-4	1-4

## PLAYOFFS

Opponents	Score	Arena	Attendance
Rochester d. Philadelphia	15-13	CoreStates Center	9,372
Buffalo d. New York	19-10	Marine Midland Arena	12,115

## 1997 CHAMPIONSHIP GAME

Opponents	Score	Arena	Attendance
Rochester d. Buffalo	15-12	Marine Midland Arena	18,055

## 1996 REGULAR SEASON

Team	W	L	PCT	GB	GF	GA	Home	Away
Buffalo	8	2	.800	--	172	127	3-2	5-0
Philadelphia	8	2	.800	--	165	114	4-1	4-1
Boston	6	4	.600	2	146	113	4-1	2-3
Rochester	6	4	.600	2	148	137	4-1	2-3
Baltimore	4	6	.400	4	144	163	3-2	1-4
New York	3	7	.300	5	125	144	2-3	1-4
Charlotte	0	10	.000	8	85	186	0-5	0-5

## PLAYOFFS

Opponents	Score	Arena	Attendance
Buffalo d. Rochester	18-10	Memorial Auditorium	14,435
Philadelphia d. Boston	10-8	Spectrum	12,092

## 1996 CHAMPIONSHIP GAME

Opponents	Score	Arena	Attendance
Buffalo d. Philadelphia	15-10	Memorial Auditorium	16,230

# YEAR-BY-YEAR STANDINGS

## 1995 REGULAR SEASON

Team	W	L	PCT	GB	GF	GA	Home	Away
Philadelphia	7	1	.875	--	115	94	4-0	3-1
Boston	5	3	.625	2	93	91	2-2	3-1
Rochester	4	4	.500	3	97	94	3-1	1-3
Buffalo	3	5	.375	4	109	108	2-2	1-3
Baltimore	3	5	.375	4	98	117	2-2	1-3
New York	2	6	.250	5	83	93	1-3	1-3

## PLAYOFFS

Opponents	Score	Arena	Attendance
Philadelphia d. Buffalo	19-16	Memorial Auditorium	10,557
Rochester d. Boston	10-8	War Memorial	7,024

## 1995 CHAMPIONSHIP GAME

Opponents	Score	Arena	Attendance
Philadelphia d. Rochester	15-14 (OT)	Spectrum	14,824

## 1994 REGULAR SEASON

### National Division

Team	W	L	PCT	GB	GF	GA	Home	Away
Buffalo	6	2	.714	--	121	99	3-1	3-1
Detroit	5	3	.625	1	94	95	3-1	2-2
Boston	4	4	.500	2	93	91	1-3	3-1

### American Division

Team	W	L	PCT	GB	GF	GA	Home	Away
Philadelphia	6	2	.714	--	127	89	4-0	2-2
New York	2	6	.250	4	81	102	2-2	0-4
Baltimore	1	7	.125	5	93	133	1-3	0-4

## PLAYOFFS

Opponents	Score	Arena	Attendance
Buffalo d. Detroit	16-10	Memorial Auditorium	15,836
Philadelphia d. New York	17-7	Spectrum	10,794

## 1994 CHAMPIONSHIP GAME

Opponents	Score	Arena	Attendance
Philadelphia d. Buffalo	26-15	Memorial Auditorium	16,284

# YEAR-BY-YEAR STANDINGS

## 1993 REGULAR SEASON

### National Division

Team	W	L	PCT	GB	GF	GA	Home	Away
Buffalo	8	0	1.000	--	143	108	4-0	4-0
Detroit	3	5	.375	5	109	122	2-2	1-3
Boston	2	6	.250	6	93	108	2-2	0-4
Pittsburgh	1	7	.125	7	97	108	1-3	0-4

### American Division

Team	W	L	PCT	GB	GF	GA	Home	Away
Philadelphia	7	1	.875	--	121	86	4-0	3-1
New York	5	3	.625	2	88	89	3-1	2-2
Baltimore	2	6	.250	5	122	147	1-3	1-3

## PLAYOFFS

### Divisional Semifinals

Opponents	Score	Arena	Attendance
Boston d. Detroit	18-5	Boston Garden	3,182
New York d. Baltimore	10-9	Nassau Coliseum	5,877

### Divisional Finals

Opponents	Score	Arena	Attendance
Buffalo d. Boston	12-10	Memorial Auditorium	16,325
Philadelphia d. New York	17-9	Spectrum	13,380

## 1993 CHAMPIONSHIP GAME

Opponents	Score	Arena	Attendance
Buffalo d. Philadelphia	13-12	Memorial Auditorium	16,325

# YEAR-BY-YEAR STANDINGS

## 1992 REGULAR SEASON

### National Division

Team	W	L	PCT	GB	GF	GA	Home	Away
Detroit	6	2	.750	--	140	107	2-2	4-0
Buffalo	5	3	.625	1	161	125	2-2	3-1
Boston	3	5	.375	3	101	116	2-2	1-3
Pittsburgh	3	5	.375	3	97	121	2-2	1-3

### American Division

Team	W	L	PCT	GB	GF	GA	Home	Away
New York	5	3	.625	--	104	101	3-1	2-2
Philadelphia	3	5	.375	2	106	109	1-3	2-2
Baltimore	3	5	.375	2	117	147	2-2	1-3

## PLAYOFFS

### Divisional Semifinals

Opponents	Score	Arena	Attendance
Buffalo d. Boston	22-16	Memorial Auditorium	15,603
Philadelphia d. Baltimore	14-12	Spectrum	10,185

### Divisional Finals

Opponents	Score	Arena	Attendance
Buffalo d. Detroit	19-16	Joe Louis Arena	4,136
Philadelphia d. New York	8-6	Nassau Coliseum	9,678

## 1992 CHAMPIONSHIP GAME

Opponents	Score	Arena	Attendance
Buffalo d. Philadelphia	11-10 (OT)	Spectrum	13,572

## 1991 REGULAR SEASON

### National Division

Team	W	L	PCT	GB	GF	GA	Home	Away
Detroit	8	2	.800	--	184	136	4-1	4-1
Pittsburgh	3	7	.300	5	125	158	1-4	2-3
New England	3	7	.300	5	109	136	2-3	1-4

### American Division

Team	W	L	PCT	GB	GF	GA	Home	Away
Baltimore	6	4	.600	--	156	157	3-2	3-2
New York	5	5	.500	1	146	131	3-2	2-3
Philadelphia	5	5	.500	1	129	131	3-2	2-3

## 1991 CHAMPIONSHIP GAME

Opponents	Score	Arena	Attendance
Detroit d. Baltimore	14-12	Baltimore Arena	10,814

# YEAR-BY-YEAR STANDINGS

## 1990 REGULAR SEASON

Team	W	L	GB	PCT	GF	GA	Home	Away
New England	6	2	.750	--	98	80	3-1	3-1
Philadelphia	6	2	.750	--	89	82	3-1	3-1
New York	4	4	.500	2	77	78	1-3	3-1
Baltimore	4	4	.500	2	96	95	2-2	2-2
Pittsburgh	3	5	.375	3	86	86	2-2	1-3
Detroit	1	7	.125	5	89	111	1-3	0-4

## PLAYOFFS

Opponents	Score	Arena	Attendance
Philadelphia d. New York	9-8	Spectrum	13,552

## 1990 NLL CHAMPIONSHIP GAME

Opponents	Score	Arena	Attendance
Phil. d. New England	17-7	Worcester Centrum	11,479

## 1989 REGULAR SEASON

Team	W	L	GB	PCT	GF	GA	Home	Away
Philadelphia	6	2	.750	--	122	96	4-0	2-2
Detroit	6	2	.750	--	104	87	3-1	3-1
New York	6	2	.750	--	103	87	2-2	4-0
Baltimore	4	4	.500	2	99	96	1-3	3-1
New England	1	7	.125	5	70	110	0-4	1-3
Washington	1	7	.125	5	80	102	0-4	1-3

## PLAYOFFS

Opponents	Score	Arena	Attendance
New York d. Detroit	9-8 (2OT)	Joe Louis Arena	8,319
*Philadelphia Receives Bye*			

## 1990 NLL CHAMPIONSHIP GAME

Opponents	Score	Arena	Attendance
Philadelphia d. New York	11-10	Spectrum	16,042



# YEAR-BY-YEAR STANDINGS

## 1988 REGULAR SEASON

Team	W	L	GB	PCT	GF	GA	Home	Away
Washington	6	2	.750	--	121	119	4-0	2-2
New Jersey	5	3	.625	1	127	112	3-1	2-2
Philadelphia	3	5	.375	3	97	90	2-2	1-3
Baltimore	2	6	.250	4	98	122	2-2	0-4

## PLAYOFFS

Opponents	Score	Arena	Attendance
New Jersey d. Philadelphia	12-10	Meadowlands Arena	4,118

\*Washington Receives Bye\*

## 1988 NLL CHAMPIONSHIP GAME

Opponents	Score	Arena	Attendance
New Jersey d. Washington	17-16	Capital Centre	8,215

## 1987 REGULAR SEASON

Team	W	L	GB	PCT	GF	GA	Home	Away
New Jersey	5	1	.833	--	88	75	3-0	2-1
Philadelphia	3	3	.500	2	86	82	2-1	1-2
Washington	2	4	.333	3	83	97	1-2	1-2
Baltimore	2	4	.333	3	79	82	1-2	1-2

## PLAYOFFS

Opponents	Score	Arena	Attendance
Baltimore d. New Jersey	14-9	Meadowlands Arena	9,015
Washington d. Philadelphia	20-15	Spectrum	8,027

## 1990 NLL CHAMPIONSHIP GAME

Opponents	Score	Arena	Attendance
Baltimore d. Washington	11-10	Capital Center	7,019

# FIRST ROUND DRAFT HISTORY

## 2011 FIRST ROUND

No.	Team	Player	From
1	Philadelphia Wings	Kevin Crowley	Stony Brook
2	Rochester Knighthawks	Stephen Keogh	Syracuse
3	Colorado Mammoth	Adam Jones	Canisius
4	Minnesota Swarm	Jordan McIntosh	R.I.T.
5	Rochester Knighthawks	Johnny Powless	Six Nations, ON
6	Minnesota Swarm	Evan Kirk	Hobart
7	Calgary Roughnecks	Travis Cornwall	Coquitlam, BC
8	Colorado Mammoth	Dan Coates	Canisius

## 2010 FIRST ROUND

No.	Team	Player	From
1	Rochester Knighthawks	Cody Jamieson	Syracuse
2	Boston Blazers	Kyle Rubisch	Dowling
3	Calgary Roughnecks	Curtis Dickson	Delaware
4	Minnesota Swarm	Andrew Suito	R.I.T.
5	Rochester Knighthawks	Jarrett Davis	Bellarmine
6	Calgary Roughnecks	Dan MacRae	R.I.T.
7	Boston Blazers	David Brock	Albany
8	Calgary Roughnecks	Brandon Ivey	Orangeville, ON
9	Buffalo Bandits	Travis Irving	New Westminster, BC
10	Rochester Knighthawks	Ryan McClelland	Colgate

## 2009 FIRST ROUND

No.	Team	Player	From
1	Rochester Knighthawks	Sid Smith	Syracuse
2	Rochester Knighthawks	Ilija Gajic	Denver
3	Minnesota Swarm	Zach Greer	Bryant
4	Colorado Mammoth	Cliff Smith	Denver
5	Colorado Mammoth	Alex Gajic	Denver
6	Toronto Rock	Garrett Billings	Univ. of Virginia
7	Toronto Rock	Joel Dalgarno	Ohio State
8	Boston Blazers	Max Seibald	Cornell
9	Edmonton Rush	Corey Small	Univ. of Albany
10	Buffalo Bandits	Kyle Clancy	Peterborough, ON
11	Toronto Rock	Stephen LeBlanc	Queens Univ.
12	Edmonton Rush	Scott Tinning	Brampton, ON

## 2008 FIRST ROUND

No.	Team	Player	From
1	Boston Blazers	Daryl Veltman	Hobart College
2	San Jose Stealth	Paul Rabil	Johns Hopkins
3	San Jose Stealth	Rhys Duch	Stony Brook
4	Edmonton Rush	Jamie Floris	Bellarmine
5	San Jose Stealth	Kevin Huntley	Johns Hopkins
6	Calgary Roughnecks	Curtis Manning	Simon Fraser
7	Colorado Mammoth	Matt Danowski	Duke
8	Minnesota Swarm	Andrew Watt	Robert Morris
9	Philadelphia Wings	Sean Thomson	Bellarmine
10	Edmonton Rush	Ryan Campbell	Dowling
11	Minnesota Swarm	Kevin Buchana	Ohio State
12	Portland Lumberjax	Tim Campeau	N.D. de Namur
13	Minnesota Swarm	Joe Cinosky	Maryland

## 2007 FIRST ROUND

No.	Team	Player	From
1	New York Titans	Jordan Hall	Delaware
2	Philadelphia Wings	Merrick Thomson	Albany
3	Boston Blazers	Craig Point	Onondaga C.C.
4	Calgary Roughnecks	Dane Dobbie	Burnaby, BC
5	San Jose Stealth	Frank Resetaritis	Albany
6	Portland Lumberjax	Tyler Codron	Port Coquitlam, BC
7	San Jose Stealth	Tom Johnson	Bellarmine
8	Rochester Knighthawks	Matt MacLeod	Orangeville, ON
9	Minnesota Swarm	Justin Norbraten	Bellarmine
10	Calgary Roughnecks	Peter McFeteridge	Burnaby, BC
11	Boston Blazers	Matt Lyons	Orangeville, ON
12	Chicago Shamrox	Kevin Ross	Canisius
13	New York Titans	Mitch Belisle	Cornell
14	Rochester Knighthawks	Andrew Potter	St. Catharines, ON

## 2006 FIRST ROUND

No.	Team	Player	From
1	San Jose Stealth	Ryan Benesch	Kitchener, ON
2	San Jose Stealth	Kyle Sorensen	Bellarmine
3	Buffalo Bandits	Brett Bucktooth	Syracuse
4	Philadelphia Wings	Geoff Snider	Denver
5	Philadelphia Wings	Ian Llord	St. Catharines, ON
6	Arizona Sting	Mike Grimes	Peterborough, ON
7	San Jose Stealth	Paul Dawson	Brampton, ON
8	Philadelphia Wings	Athan Ianucci	Hofstra
9	Calgary Roughnecks	Kyle Wailes	Brown University
10	Rochester Knighthawks	Jack Reid	UMass
11	New York Titans	Brendan Mundorf	UMBC
12	Chicago Shamrox	Josh Wasson	Hartford
13	Colorado Mammoth	Gary Bining	Ohio State

## 2005 FIRST ROUND

No.	Team	Player	From
1	Portland Lumberjax	Brodie Merrill	Georgetown
2	Rochester Knighthawks	Shawn Evans	Bellarmine
3	Philadelphia Wings	Sean Greenhalgh	Cornell
4	Philadelphia Wings	Luke Wiles	Delaware
5	Arizona Sting	Matt Brown	Denver
6	San Jose Stealth	Matt Vinc	Canisius College
7	Colorado Mammoth	Dan Carey	Canisius College
8	San Jose Stealth	Jeff Zywicki	UMass
9	Philadelphia Wings	Chad Thompson	Orillia, ON
10	Buffalo Bandits	Jeff Shattler	Brampton, ON
11	San Jose Stealth	Ed Brown	Middlebury

## 2004 FIRST ROUND

No.	Team	Player	From
1	Buffalo Bandits	Delby Powless	Rutgers
2	Vancouver Ravens	Rory Graves	Hartford
3	San Jose Stealth	Ryan Boyle	Princeton
4	Arizona Sting	Darren Halls	Orangeville, ON
5	Philadelphia Wings	Rob Van Beek	Port Coquitlam, BC
6	Minnesota Swarm	Ryder Bateman	Victoria, BC
7	Vancouver Ravens	Chris McKay	Victoria, BC
8	Rochester Knighthawks	Mike Morrison	Brooklin, ON
9	Calgary Roughnecks	Matt Morehouse	Surrey, BC

# FIRST ROUND DRAFT HISTORY

## 2003 NLL FIRST ROUND

No.	Team	Player	From
1	Vancouver Ravens	Mark Miyashita	Canisus College
2	Calgary Roughnecks	Taylor Wray	Duke University
3	Philadelphia Wings	Ryan Ward	Butler University
4	Vancouver Ravens	Craig Conn	St. Catharines, ON
5	Rochester Knighthawks	Scott Evans	Peterborough, ON
6	Buffalo Bandits	A.J. Shannon	Virginia
7	San Jose Stealth	Scott Ranger	Victoria, BC
8	Toronto Rock	Josh Bergey	Salisbury
9	Philadelphia Wings	Tom Hajek	Victoria, BC
10	San Jose Stealth	Kelly Hall	Whittier College
11	Arizona Sting	Kyle Nuefield	St. Catharines, ON
12	Vancouver Ravens	Kevin Olson	Burnaby, BC

## 2002 NLL FIRST ROUND

No.	Team	Player	From
1	Toronto Rock	Patrick Merrill	Merychurst
2	Columbus Landsharks	Jon Harasym	UMBC
3	Buffalo Bandits	Bill Dee Smith	St. Catharines, ON
4	Columbus Landsharks	Travis Gillespie	Limestone
5	New York Saints	Nick Carlson	Limestone
6	Ottawa Rebel	Peter Veltman	Orangeville, ON
7	Columbus Landsharks	Rory Graves	St. Catharines, ON
8	Albany Attack	Josh Coffman	Syracuse
9	New York Saints	Chad Culp	Orangeville, ON
10	Toronto Rock	Brian Crosswell	Peterborough, ON
11	Rochester Knighthawks	Peter Benedict	Onondaga
12	Columbus Landsharks	Steve Dusseau	Georgetown
13	Toronto Rock	John McLellan	Toronto, ON

## 2001 NLL FIRST ROUND

No.	Team	Player	From
1	New York Saints	Gavin Prout	Loyola College
2	Calgary Roughnecks	Blaine Manning	Radford
3	New Jersey Storm	Scott Stewart	Drexel University
4	Columbus Landsharks	Derek Suddons	Hartford
5	Columbus Landsharks	Ryan Cousins	Toronto, ON
6	Columbus Landsharks	Spencer Martin	Coquitlam, BC
7	Albany Attack	Brian Kazarian	Orangeville, ON
8	Vancouver Ravens	Geoff Snider	Burnaby, BC
9	Columbus Landsharks	Bill Greer	Whitby, ON
10	Vancouver Ravens	Kevin Hanson	Burnaby, BC
11	Rochester Knighthawks	Ted Jenner	Mercyhurst
12	Toronto Rock	Sandy Chapman	Brampton, ON
13	Ottawa Rebel	Andrew Guindon	Burnaby, BC

## 2000 NLL FIRST ROUND

No.	Team	Player	From
1	Columbus Landsharks	Tracey Kelusky	Hartford
2	Buffalo Bandits	Ryan Powell	Syracuse
3	New York Saints	Ben Prepchuk	Burnaby, BC
4	Philadelphia Wings	Jeff Ratcliff	UMBC
5	Columbus Landsharks	Marshall Abrams	Syracuse
6	Ottawa Rebel	Jake Lawson	Maple Ridge, BC
7	New York Saints	A. J. Haugen	Johns Hopkins
8	Rochester Knighthawks	Lindsay Plunkett	Burnaby, ON
9	Toronto Rock	Jamie Taylor	Burlington, ON

## 1999 NLL FIRST ROUND

No.	Team	Player	From
1	Rochester Knighthawks	John Grant, Jr.	Delaware
2	New York Saints	Gee Nash	Whitby, ON
3	New York Saints	Mark Frye	Loyola College
4	Toronto Rock	John Olson	Burnaby, BC
5	Philadelphia Wings	Greg McCavera	Georgetown
6	Albany Attack	Scott Stewart	Burlington, ON
7	Philadelphia Wings	Gewas Schindler	Loyola College
8	Toronto Rock	Kevin Langdale	RIT
9	Rochester Knighthawks	Ben Hunt	RIT

## 1998 NLL FIRST ROUND

No.	Team	Player	From
1	Rochester Knighthawks	Casey Powell	Syracuse
2	Toronto Rock	Kaleb Toth	Burnaby, BC
3	Toronto Rock	Rory Graham	Burnaby, BC
4	Baltimore Thunder	Chris Sanderson	Virginia
5	Rochester Knighthawks	Brad MacArthur	Brooklyn, ON
6	Philadelphia Wings	Jamie Hanford	Loyola College
7	Buffalo Bandits	Matt Disher	New Westminster, BC

## 1997 NLL FIRST ROUND

No.	Team	Player	From
1	Baltimore Thunder	Matt Shearer	Loyola College
2	Boston Blazers	Brendan Glass	UMass
3	Ontario Raiders	Ken Millin	Six Nations, ON
4	Syracuse Smash	Jim Rankin	Orangeville, ON
5	New York Saints	Tom Wreggitt	Peterborough, ON
6	Philadelphia Wings	Rusty Kruger	Orangeville, ON
7	Buffalo Bandits	Casey Zaph	Peterborough, ON
8	Buffalo Bandits	Marty O'Brien	Whitby, ON

## 1996 MILL FIRST ROUND

No.	Team	Player	From
1	New York Saints	Tim Langton	Townson State
2	Baltimore Thunder	Brian Dougherty	Maryland
3	Rochester Knighthawks	Cory Bomberly	Six Nations
4	Boston Blazers	Chris Panos	Hofstra
5	Philadelphia Wings	Greg Traynor	Virginia
6	Buffalo Bandits	Mike Murray	Orangeville, ON

## 1995 MILL FIRST ROUND

No.	Team	Player	From
1	New York Saints	Brian Piccola	Johns Hopkins
2	Philadelphia Wings	Matt Dwan	Loyola College
3	Buffalo Bandits	Jason Luke	St. Catharines, ON
4	Boston Blazers	Keith Flanigan	Springfield
5	Rochester Knighthawks	Derek Collins	Scarborough, ON
6	Philadelphia Wings	Peter Jacobs	Johns Hopkins

# FIRST ROUND DRAFT HISTORY

## 1994 MILL FIRST ROUND

No.	Team	Player	From
1	Rochester Knighthawks	Cam Bomberry	Nazareth College
2	Philadelphia Wings	Ryan Wade	North Carolina
3	Boston Blazers	Robert Felt	Springfield
4	New York Saints	Kevin Lowe	Princeton
5	Buffalo Bandits	Rodd Squire	Six Nations
6	Philadelphia Wings	Scott Reinhardt	Princeton

## 1993 MILL FIRST ROUND

No.	Team	Player	From
1	Philadelphia Wings	John Webster	North Carolina
2	Boston Blazers	Andy Towers	Brown University
3	Detroit Turbos	Greg Van Sickle	N/A
4	New York Saints	Mark Millon	UMass
5	Philadelphia Wings	David Morrow	Princeton
6	Buffalo Bandits	Gil Nieuwendyk	N/A

## 1992 MILL FIRST ROUND

No.	Team	Player	From
1	Pittsburgh Bulls	Jim Buczek	North Carolina
2	Boston Blazers	Dave Donovan	Duke University
3	Baltimore Thunder	Jim Blanding	Loyola College
4	New York Saints	Steve Huff	North Carolina
5	Detroit Turbos	Bill Callan	N/A
6	Buffalo Bandits	Tom Marechek	Syracuse