

REGULAR SEASON

BUFFALO BANDITS MEDIA GUIDE

2012 SEASON



healthy is good. (scary good.)



Proud sponsor (and fan!) of the Sabres.

healthy changes
everything.®



BlueCross BlueShield
of Western New York

bcbswny.com

A division of HealthNow New York, Inc., an independent licensee of the BlueCross BlueShield Association.

2012 SEASON

BUFFALO BANDITS LACROSSE

HOMEAWAY

SAT. JANUARY 14TH VS. TORONTO 7:30PM

SAT. JANUARY 21ST @ ROCHESTER 7:30PM

FRI. JANUARY 27TH VS. PHILADELPHIA 7:30PM

SAT. JANUARY 28TH @ MINNESOTA 8:00PM

SAT. FEBRUARY 4TH VS. WASHINGTON 7:30PM

SUN. FEBRUARY 12TH @ PHILADELPHIA 4:00PM

SAT. FEBRUARY 25TH NLL ALL-STAR GM 7:00PM
FIRST NIAGARA CENTER, BUFFALO NY

SAT. MARCH 3RD VS. COLORADO 7:30PM

SAT. MARCH 10TH @ ROCHESTER 1:05PM

FRI. MARCH 16TH @ TORONTO 7:30PM

SAT. MARCH 17TH VS. MINNESOTA 7:30PM

SAT. MARCH 24TH @ CALGARY 9:00PM

SAT. MARCH 31ST VS. TORONTO 7:30PM

SAT. APRIL 7TH VS. PHILADELPHIA 7:30PM

SAT. APRIL 14TH @ EDMONTON 9:00PM

SAT. APRIL 21ST VS. ROCHESTER 7:30PM

SAT. APRIL 28TH @ WASHINGTON 10:30PM

TICKET INFORMATION

The box office at First Niagara Center is located in the lobby near Perry Street. General public window sales take place Monday through Friday from 9 a.m. to 5 p.m., Saturdays from 9 a.m. to 2 p.m., and on game days from 9 a.m. through the end of the first half. Orders may also be placed by mail. Gift certificates and handicapped seating are available through the box office. To reach the box office, or for season ticket inquiries, call **1-888-467-2273**.

Both individual and season tickets can also be purchased online at Bandits.com. To order tickets by phone in the U.S. or Canada, have a major credit card ready and call **1-888-223-6000**. No refunds or exchanges are available on any tickets.

BUFFALO BANDITS

MEDIA GUIDE 2012

Cover.....	1
Schedule & Ticket Information.....	3
Table of Contents.....	4
Team Information.....	5
Media Information.....	6
Directions to First Niagara Center & Sportsworld.....	7
First Niagara Center Information.....	8-9
Terrence M. Pegula, Owner.....	10
Theodore Black, President.....	11
Dave Zygaj, Alternate Governor/Legal Counsel.....	12
Scott Loffler, Director of Lacrosse Operations.....	13
Darris Kilgour, Head Coach and General Manager.....	14
Derek Graham, Associate General Manager.....	15
Assistant Coaching Staff.....	16
Bandits Staff.....	17
Roster.....	18
Player Bios.....	19-51
2011 NLL Review.....	52
NLL All-Pro.....	52
2011 Playoffs.....	53
History.....	54
Career Leaders.....	55
Seasons Stats.....	56-75
Team Game Records.....	76
Bandits by Period.....	77-78
Team Game Records - Playoffs.....	79
Single Season Leaders.....	80-81
Individual Game Records.....	82
Yearly Leaders.....	83
All-Time Goaltender Stats.....	84
Year-by-Year Results.....	85-93
Career Leaders - Playoffs.....	94
Bandits Playoff History.....	95-98
Draft Selections 1991-2011.....	99-103
All-Time Home & Away Records.....	104
All-Time Uniform Numbers.....	105-106
All-Time Individual Scoring.....	107-111
Records vs. Other Teams.....	112
National Lacrosse League.....	113
Retired Numbers.....	114-115

Host of the
2012 NLL ALL-STAR GAME



EXECUTIVE EDITOR:

Ian Ott

EDITORS:

Marc Heintzman

Jeff Baker

PHOTO CREDITS:

Bill Wippert

BUFFALO BANDITS

First Niagara Center
One Seymour H. Knox III Plaza
Buffalo, NY 14203

1.888.467.2273

WWW.BANDITS.COM

BUFFALO BANDITS

TEAM INFORMATION

Telephone/Executive Offices	716.855.4100
Ticket Sales	716.855.4444
Home Field/Executive Offices	First Niagara Center
Seating Capacity	18,690
Training Camp/Practice Site	Lakemount Sportsworld - Grimsby, Ont., Canada
Team Colors.....	Black, Orange PMS 165, Pantone Violet, and White
Team Founded	Fall, 1991
Owner	Terrence M. Pegula
President.....	Theodore Black
Governor/Vice President Legal Affairs	David Zygaj
Director of Lacrosse Operations	Scott Loffler
Head Coach and General Manager	Darris Kilgour
Associate General Manager/Assistant Coach	Derek Graham
Vice President, Sales & Business Development.....	John Livsey
Vice President of Public/Community Relations	Michael Gilbert
Director of Game Presentation	Jenifer Dunford
Vice President of Arena Operations.....	Stan Makowski
Manager of Public Relations	Ian Ott
Public Relations Assistant.....	Marc Heintzman
Public Relations Graduate Assistant	Jeffrey Baker
Website Manager	Scott Miner
Social Media Coordinator	Samantha Hicks
New Media Graduate Assistant	Chris Ryndak
Director of Creative Services	Frank Cravotta
Media Guide Design	Vicki Sitek



BUFFALO BANDITS

MEDIA INFORMATION

Requests for information should be directed to: Buffalo Bandits, Attn: Jeff Baker, First Niagara Center, One Seymour H. Knox III Plaza, Buffalo, N.Y., 14203. Fax transmissions can be sent to (716) 855-4162 Attn: Buffalo Bandits PR.

Due to the size of the home schedule, "season media passes" will not be issued midseason. Instead, all credential requests will be reviewed on a game-by-game basis. Press box seats will be filled on a space-available basis. Those who need media credentials should contact Jeff Baker via email (jeff.baker@sabres.com), fax or phone (716-855-4417) by noon on the Friday before the home game. Faxed requests must be provided on your media outlet's letterhead.

Furthermore, freelance photographers will be admitted on an assignment-only basis, which must come from the photo editor. All requests for pre-game (such as live shots for newscasts at the dinner hour) and half-time interviews should be given to the media relations department by the same time.

The media entrance to First Niagara Center during Bandits games is located on the Illinois Street side of the building at street level. There is no media parking area. Press credentials can be picked up before 5 p.m. on game days from the media relations department. After the start of the game, credentials will be held at the security office for late-arriving media members.

To reach the press box you must use the freight elevator, located behind the security office/media entrance. Take the freight elevator to the level marked "P." Credentials should be displayed at all times for admission to the press box and dressing room areas. There are electrical outlets at all seats in the press box.

Smoking and consumption of alcohol is prohibited for all credentialed media in the press box or any other area of First Niagara Center.

Media members are prohibited from wearing team attire or colors. Any media member who has been issued a credential must sit in the press box for the duration of the game. Violators of any of these rules will be subject to expulsion from First Niagara Center.

BUFFALO BANDITS

DIRECTIONS TO FIRST NIAGARA CENTER

FROM THE NORTH (including Canada):

Take I-190 South.

Exit 5 (Louisiana Street): At the bottom of the exit turn left. Turn right onto Perry Street (1st light) or onto South Park Avenue (2nd light). First Niagara Center is straight ahead. Parking is available just past Michigan Street.



FROM THE SOUTH, EAST, AND WEST (via Thruway):

Take Interstate 90 (Thruway) to Exit 53, which is I-190 North.

Exit 6 (Elm Street): As you exit 190, bear right to the ramp, and turn right onto Seneca Street. Take Seneca Street to the first light and turn right onto Michigan Street. Take Michigan Street over the bridge. You will see First Niagara Center to your right. Parking is available in the lot and ramp off both Perry Street and South Park Avenue.

FROM THE EAST:

From Interstate 90 (Thruway) take Route 33 to Downtown Buffalo.

Continue on Oak Street all the way to 190 South and exit immediately at Exit 5 (Louisiana Street). At the bottom of the exit, turn left. Turn right onto Perry Street (1st light) or onto South Park Avenue (2nd light). The First Niagara Center is straight ahead on the right. Parking is available just past Michigan Street.

FROM THE SOUTH (Lakeshore):

Take Route 5 over the Skyway. Exit onto Route 190 South.

Exit 5 (Louisiana Street): At the bottom of the exit turn left. Turn right onto Perry Street (1st light) or onto South Park Avenue (2nd light). The First Niagara Center is straight ahead. Parking is available just past Michigan Street.

DIRECTIONS TO PRACTICE FACILITIES

BANDITS PRACTICE FACILITY

Practices are usually held at the Lakemount Sportsworld in Grimsby, ON or the Gil Lay Memorial Sports Arena in Irving, NY. Practices are open to the media. Reporters should contact the media relations department to verify location and times.

Sportsworld, 14 Iroquois Trail, Grimsby, ON L3M 5E7

Phone: (905) 945-4464

Take the QEW towards Toronto into Grimsby, Ontario. Exit on Bartlett Avenue then turn left at the stop sign. Make a left at the light and go about a half mile. Turn left onto Iroquois (there will be a sign for Sportsworld). The arena is at the end of the road on the left.

Gil Lay Memorial Sports Arena, 11093 Erie Road, Irving, NY 14081

Phone: (716) 549-0888

Irving, NY is located just off Rt-90 (NY Thruway) in southwest New York, approximately 35 miles southwest of Buffalo.

From Interstate 90 (Thruway): I-90 to Seaway Trail/US-20/Rt-5 (Exit 58). After exiting the toll booth, turn right on US-20 (Main Rd.) and proceed east approximately 0.75 miles to Rt-5. Bear left at the stoplight, staying on Rt-5. Arena is on the right just past the railway tunnel.

BUFFALO BANDITS

FIRST NIAGARA CENTER INFORMATION

ADDRESS...One Seymour H. Knox III Plaza, Buffalo, N.Y. 14203

LOCATION...At the foot of Main St. and South Park Ave. on the Buffalo waterfront.

CEREMONIAL GROUNDBREAKING...November 4, 1994

GALA GRAND OPENING EVENT...Sept. 27, 1996, an evening of entertainment featuring appearances by: Doc Severinsen and the Buffalo Philharmonic Orchestra, figure skater Brian Boitano, aerialists, singer Ani DiFranco, and members of the Sabres and Bandits.



FIRST HOCKEY GAME...Sept. 21, 1996, preseason game vs. Toronto Maple Leafs (3-1 Buffalo win; first goal by the Sabres' Brian Holzinger at 5:24 of the first period on Toronto goalie Don Beaupre).

FIRST REGULAR-SEASON HOCKEY GAME...Oct. 12, 1996, vs. Detroit Red Wings (6-1 win by Detroit; first regular-season goal in HSBC was by the Wings' Vyacheslav Kozlov at 15:41 of the first period on Buffalo's Dominik Hasek; first Buffalo regular-season goal in HSBC by Michael Peca at 5:24 of third period on Detroit goaltender Mike Vernon).

FIRST LACROSSE GAME...Jan. 4, 1997 vs. Rochester Knighthawks (19-17 win by Rochester; before a crowd of 18,595)

SEATING CAPACITY...18,690 for hockey, lacrosse, and football; 19,100 for basketball; 21,500 for concerts

BUILDING SIZE...700,000 square feet

COST...\$127.5 million (\$72 million from private sources and \$55 million from the combined resources of New York State, Erie County, and the City of Buffalo)

PROJECT ARCHITECTS...Ellerbe Becket; Bergmann; Espacio/Hamilton Houston Lownie; Flynn Battaglia Architects; Buffalo Office Interiors/Hovey-Nardini Architects; Gordon Architects/Planners

FEATURES...1,100 space attached parking garage.

Four seating levels, including club level seats located one level below the suites. These seats have direct access to the weather-protected parking garage as well as concierge and in-seat food & beverage service.

80 mid-level suites, featuring all of the club-seat amenities plus private restrooms. Suites seat 12 but can hold up to 18.

The Party Suite, located on First Niagara Center's 200 Club Level, is primarily used for Buffalo Sabres games. It comes complete with seating in Club Seat section 202, a great view of the Center event area, and access to the 200 Level Harbour Club.

The Harbour Club possesses extensive banquet facilities while offering views of both the arena floor and the Buffalo waterfront. It is located on both the 100 and 200 levels, with formal and casual dining at the two locations, respectively.

The Pour Man's Aud Club- a nostalgic "time-warp" for long-time Buffalo Sabres fans featuring refurbished artifacts taken from the Memorial Auditorium.

BUFFALO BANDITS

FIRST NIAGARA CENTER INFORMATION *continued*

Food courts

Bandits team store - at 5,000 square feet, it is one of the largest in-arena merchandise stores in the NHL.

Labatt Blue Zone Headlines sports bar - includes displays and other features telling the history of amateur and professional sports in Buffalo.

Pavilion - The 330' long by 65' high glass-enclosed structure serves as the main entrance/exit in the arena.

The Greater Buffalo Sports Hall of Fame Display- located in the Pavilion, just outside the Sabres Store.

In addition to the Sabres, the Buffalo Bandits (National Lacrosse League) play their home games at First Niagara Center. The arena also hosts college basketball games featuring the four WNY NCAA Division I teams: Canisius College, Niagara University, University at Buffalo and St. Bonaventure University.

First Niagara Center has also played host to the 2000, 2004, 2007 and 2010 NCAA Division I Men's Basketball Championship first and second rounds, the 2003 NCAA Division I Men's Ice Hockey Frozen Four and the 2011 IIHF U20 World Junior Championship. First Niagara Center will host the 2012 NLL All-Star Game on Feb. 25, 2012.



BUFFALO BANDITS

TERRENCE M. PEGULA *Owner*



Back in 1983, Terry Pegula told his business partner Robert H. Long, Jr., "If I ever have more than two nickels to my name, I'm going to buy the Buffalo Sabres one day." Now, almost 30 years later, Terry's dream has come to fruition.

On Feb. 22, 2011, Pegula became the fourth owner in Buffalo Sabres franchise history. On the day Pegula was introduced as owner, the Sabres were 27-25-6 and sat in ninth place in the Eastern Conference - five points out of a playoff spot. Pegula's purchase not only reenergized the fan base, but the players as well. With Pegula now at the helm, the Sabres went on a 16-4-4 run over the final 24 games of the season to finish seventh in the East. This included a 9-1-2 record at home, and HSBC Arena – which quickly became known as "Pegulaville" – was sold out for all 12 games of the new era of Sabres ownership.

Soon after purchasing the Sabres, Pegula explored the idea of acquiring the Rochester Americans, the AHL team that had previously spent 29 years as the Sabres' affiliate before a three-year hiatus. On June 24, 2011, the Sabres announced the reunification of the Western New York teams.

Pegula's interest in the NHL began when the Sabres faced the Philadelphia Flyers in the 1975 Stanley Cup Final. His affection for the "French Connection" Line began with that series, and led to his affinity for the Sabres franchise. While operating East Resources Inc. in Western New York and Pittsburgh throughout the 1980's and 90's, and living in Vestal, Olean and Orchard Park during that span, Terry first bought season tickets at the Memorial Auditorium in 1980. He remained a loyal Sabres season ticket holder for the next 18 seasons.

Born in 1951 and raised in Carbondale, PA, he attended high school at Scranton Preparatory School. Pegula entered Penn State University as a Math major, but in order to stay in school he entered the Petroleum and Natural Gas Engineering program through a scholarship. He went on to graduate with a Bachelor of Science degree in 1973, and landed his first job with Getty Oil Co. in Victoria, TX. He later joined Felmont Oil Co., a decision that first brought him to Olean, NY, in 1975.

In 1983, he borrowed \$7,500 from family and friends to found East Resources Inc., an independent oil and gas exploration and development company. Over the next 27 years, he built it into one of the largest privately held companies in the United States. In July of 2010, Royal Dutch Shell purchased the assets of East Resources Inc. for \$4.7 billion (US). That sale allowed the Pegulas to make their first foray into the hockey world.

On September 17, 2010, Terry and his wife, Kim, donated \$88 million to Penn State University – the largest private gift in the history of the school – to fund a state-of-the-art, multi-purpose arena, a world-class practice facility and help to establish an NCAA Division I men's hockey program. Thanks to their generosity, Penn State is now able to add both men's and women's varsity hockey teams, and they will both begin play in the 2012-13 season. The building will include two ice sheets, and serve as the only major ice facility within an 80-mile radius of State College. In addition to providing hockey and figure skating opportunities for the entire Central Pennsylvania region, it will also be used for a broad range of campus and community activities. With design and construction meetings being held currently, Penn State hopes to break ground on the University Park campus for the Pegula Ice Arena later this year.

Terry and Kim currently reside in Boca Raton, FL, and have five children: Michael (33), Laura (29), Jessica (17), Kelly (15) and Matthew (12). Pegula's younger daughters, Jessica and Kelly, were both born in Buffalo. A native of nearby Rochester, NY, Kim Pegula is a 1991 graduate of nearby Houghton College with a degree in Communications, and was involved with East Resources since 1991. Together they have also founded Black River Music Group, a country music label based in Nashville, TN, and Ayrault Sports Agency based in Charlotte, NC.

BUFFALO BANDITS

THEODORE BLACK *President*



As president of the Buffalo Sabres, Ted Black oversees all aspects of the day-to-day operations of the franchise, with specific focus on making the Buffalo Sabres the premier destination for NHL players and a first-rate environment for the Sabres' current and future employees. In addition, Ted provides strategic and creative leadership in areas including corporate partnerships, advertising, NHL relations, team marketing, Sabres' television broadcasts, fan relations and ticket sales.

With the 2011 reunification of the Sabres and the Rochester Americans, Ted became the President for the AHL team as well. His plan is to bring the same vision and the same goals to the Amerks as he has to the Sabres, with the ultimate goal of winning championships at both levels.

Over the last decade, Ted has compiled a track record of success and experience that few sports executives can match. Ted is an accomplished leader who contributed to and presided over unprecedented growth with both the Pittsburgh Penguins and FSN Pittsburgh. He enjoys close relationships with top executives, corporate sponsors, professional sports teams, television networks and at the National Hockey League.

In late 2010, Terry Pegula enlisted Ted to undertake the task of assembling and leading the group of professionals to advise Mr. Pegula on the acquisition of the Buffalo Sabres. Ted's responsibilities included guiding the transaction negotiations, due diligence and NHL approval process.

Previously, Ted served as the Senior Vice President and General Manager of FSN Pittsburgh, a regional sports television network that produced and telecast more than 220 live pro events and 1,500 hours of programming per year. Under Ted's executive leadership, FSN Pittsburgh grew advertising revenues every year and televised a record number of live pro events. The station also generated record revenues, record earnings, record ratings and was widely recognized as the top-rated US-based Regional Sports Network in the National Hockey League.

Prior to his tenure at FSN, Ted was a member of Mario Lemieux's senior management team and served as Vice President of the Pittsburgh Penguins from 1999 to 2008. Ted was a member of the core group of executives that helped Lemieux execute one of the most successful franchise transformations in the history of professional sports. Ted was intimately involved in all senior executive-level decisions and strategic planning concerning the marketing, branding, sales and overall business operations and management of the team. In addition to being a key strategist during the Penguins' efforts to get a new arena, Ted served as the day-to-day project leader for the new arena during the pre-construction phase of the project. He also interviewed and helped to recruit Ray Shero to become the club's General Manager. Ted was active with the Wilkes-Barre/Scranton Penguins and served as the team's Alternate Governor to the AHL.

In 2005, Ted was honored and recognized by Pittsburgh Magazine as a "Forty Under Forty" community leader. He served as Chairman of the American Heart Association's 2011 Buffalo Niagara Heart Walk and was Honorary Chairman of the 19th Annual Big Brothers and Big Sisters of Niagara County Charity Golf Tournament.

Ted is a 1987 graduate of Allegheny College and he received his J.D. from the University of Pittsburgh School of Law in 1990. Ted now lives in Buffalo with his wife, Amy, and their two hockey-playing sons, Andrew (19) and Nathan (16).



BUFFALO BANDITS

DAVE ZYGAJ *Governor and Vice President of Legal Affairs*



Buffalo native David Zygaj is entering his fourth season as Director of Legal Affairs and his seventh year as Alternate Governor for the Bandits.

Zygaj previously worked in the National Lacrosse League as Vice President of Business Affairs for the expansion Columbus Landsharks during the 2000-01 season. In addition, he served as counsel to the League for a brief period in 2000. Zygaj, who was born and raised in Western New York, earned his master's degree in Sports Administration from Canisius College.

From 2001-03, Zygaj was the Director of Operations and Youth Development for the Rochester Sports Group, with specific duties related to the Rochester Rhinos and Rattlers.

In 2004, Zygaj managed Buffalo Niagara Sports, a company focused on delivering and managing sports programs, events and facilities for youth, amateur and minor league sports.

Zygaj is a 1985 graduate of Cornell University in Ithaca, NY, where he was a goaltender on the hockey team and earned a degree in Business. After Cornell, he graduated in 1989 from the SUNY Buffalo School of Law, and was an attorney in private practice for the Buffalo firm of Brown & Kelly from 1989 to 2000.

David and his wife Jeannette reside in North Buffalo.



BUFFALO BANDITS

SCOTT LOFFLER *Director of Lacrosse Operations*



Scott Loffler is entering his fourth season as the Bandits Director of Lacrosse Operations. Loffler handles all of the team's day-to-day business aspects.

Since 2004, Loffler has worked for the Buffalo Sabres in various capacities within the sales department and ticket office. Most notably, he was instrumental in carrying on the Sabres Youth Hockey programs. In addition, Loffler also served as Account Executive, handling group, mini-pack and season ticket sales for both the Sabres and Bandits. Prior to working for the Sabres, he also worked for the Buffalo Bills' ticket office.

Born and raised in Ogdensburg, NY, Loffler is a 2003 graduate of Ithaca College, where he earned a Bachelor of Science degree in Sports Management. He went on to obtain his master's in Sports Administration from Canisius College in 2004.



BUFFALO BANDITS

DARRIS KILGOUR *General Manager and Head Coach*



Darris Kilgour enters his 10th season as head coach of the Buffalo Bandits as the NLL's all-time leader in coaching wins. His Hall-of-Fame resume grew after he led Buffalo to their first NLL championship in 2008. The championship was the first for Kilgour as head coach and general manager and fourth all-time for the Buffalo organization.

After being named the Buffalo Bandits' sixth head coach on July 18, 2002, Kilgour transformed an 8-8 team in 2002 by posting a 12-4 record in his first year behind the bench in 2003. Kilgour's 12 wins in 2003 stand as the most in franchise history and helped earn him 2003 NLL Coach of the Year honors. He was selected to coach the East Division in the 2004 NLL All-Star Game and led the team all the way to the NLL Championship Game in 2004 and 2006. A 10-6 regular season clinched the East Division title for the Bandits in 2008, followed by three more playoff wins, including a 14-13 victory over Portland to win their first title in 12 years.

After their championship season, the Bandits posted their fifth consecutive winning season by finishing the 2009 regular season at 10-6. With a win at Toronto on March 12, 2010, Kilgour surpassed Les Bartley to become the NLL's all-time leader with 94 career wins as a head coach. After the 2010 season, he had a total of 98 wins and now sits at 108 career victories.

Kilgour led Buffalo to an East Division regular season championship with a 10-6 record in 2011. He led the team to the East Division Final after defeating the visiting Boston Blazers in the first round of the playoffs.

The Bandits are 90-54 under Kilgour and have never suffered a losing season or missed the playoffs in his nine seasons as head coach. This nine-year playoff streak surpassed Buffalo's previous record of seven, set from 1992 to 1998.

Kilgour began his coaching career with the Washington Power from 2000 to 2002, compiling an 18-12 record and taking the Power to the Division Finals both seasons. He holds an all-time coaching record of 108-66, and is 12-10 in postseason play, leading his team to the playoffs in each of his 11 seasons as an NLL head coach.

A three-time MILL/NLL All-Pro as a player, Kilgour was the first ever draft choice of the Bandits in 1992. The Niagara Falls, NY native was a two-time All-American lacrosse player at Niagara Wheatfield High School.

Kilgour was a major contributor on the field in each of Buffalo's three Major Indoor Lacrosse League championships. He currently ranks among the Bandits' all-time leaders in every major statistical category: fourth in goals (128), fourth in faceoffs won (255), fifth in points (255), fifth in penalty minutes (257), eighth in assists (127), 10th in loose balls (368) and 11th in games played (62).

On November 4, 2010, Kilgour was inducted into the Greater Buffalo Sports Hall of Fame with his brother and former teammate, Rich. They were the Hall of Fame's first two lacrosse inductees.

BANDITS ALL-TIME COACHES

Year	Coach	Regular Season	Playoffs
1992	Bob "Buff" McCready	0-3	0-0
1992*	Les Bartley	5-0	3-0
1993*	Les Bartley	8-0	2-0
1994	Les Bartley	6-2	1-1
1995	Les Bartley	3-5	0-1
1996*	Les Bartley	8-2	2-0
1997	Les Bartley	6-4	1-1
1998	Les Wakeling	6-6	1-1
1999	Les Wakeling	4-8	0-0
2000	Ted Sawicki	8-4	0-1
2001	Ted Sawicki	8-6	0-0
2002	Ted Sawicki	5-4	0-0
2002	Frank Nielsen	3-4	0-0
2003**	Darris Kilgour	12-4	1-1
2004***	Darris Kilgour	8-8	2-1
2005	Darris Kilgour	11-5	0-1
2006	Darris Kilgour	11-5	2-1
2007	Darris Kilgour	10-6	1-1
2008*	Darris Kilgour	10-6	3-0
2009	Darris Kilgour	10-6	1-1
2010	Darris Kilgour	8-8	0-1
2011	Darris Kilgour	10-6	1-1

* won championship ** voted NLL Coach of the Year *** Eastern Division All-Star Coaching selection

BUFFALO BANDITS

DEREK GRAHAM *Associate General Manager and Assistant Coach*



Derek Graham begins his third season as Buffalo's associate general manager, serving as a liaison between the team, the NLL office and other general managers across the league. He served as an assistant coach with the Bandits for two years before becoming Associate GM.

Prior to joining the Bandits' organization, Graham worked with the Hamilton Bengals Jr. "B" Lacrosse Club, the Six Nations Chiefs and the St. Catharines Major Athletics Lacrosse Club. In 2003, he was voted Coach of the Year while working as the coach of the St. Catharines Major Athletics Lacrosse Club. Most recently, he coached the Kahanwake Mohawks Sr. "B" team this past summer.



BUFFALO BANDITS

RICH KILGOUR *Assistant Coach - Defense*



Rich Kilgour enters his second season as an assistant coach with the Bandits. He joined Buffalo's coaching staff prior to the 2011 season after a year away from professional lacrosse following his retirement from the NLL in 2009. He spent the entirety of his 18-year playing career (1992-2009) with the Bandits, serving as captain for 12 seasons from 1998 to 2009. His teams made the playoffs 13 times and won four championships (1992, 1993, 1996 and 2008).

Kilgour played in 200 career regular season games as a defensive specialist for the Bandits, scoring 317 career points (94 goals, 223 assists). He was a part of the 1993 champion Bandits, the only team to go undefeated through the regular season and playoffs (10-0) in league history. Kilgour's jersey number 16 was retired by the Bandits and lifted to the rafters of First Niagara Center on April 16, 2011.

DAN TEAT *Assistant Coach - Offense*



Dan Teat joins the Bandits for his first season as an assistant coach. The Brampton, ON native and 14-year NLL veteran forward played five seasons with Buffalo from 2004-2008. The 39-year-old offensive coach scored 630 points (298+332) in 195 NLL games before retiring in 2010. Teat won the storied Mann Cup championship over the summer as an assistant coach with the Brampton Excelsiors of Major Series Lacrosse.

RON HENRY *Assistant Coach and Scout*



Ron Henry is entering his sixth season as an assistant coach/scout with the Bandits. Before joining Buffalo's coaching staff, Henry coached with the Iroquois Nationals men's field lacrosse team. Henry also currently coaches with the Iroquois Nationals indoor lacrosse team, who recently won the silver medal at the 2011 World Indoor Lacrosse Championships and won the 2011 Bowhunter Cup over Team USA. Henry has been coaching lacrosse since he began his coaching career at the Senior B level in Canada in 1993.

CHUCK BROWN *Video Coach and Head Scout*



Chuck Brown is returning for a fifth season as an assistant coach/video coach and scout with the Bandits. Brown was a scout with Buffalo in 1997 and worked in the same capacity with the Washington Power from 2001 to 2002 under the direction of Darris Kilgour.

Since 2006, Brown has served as a chairperson for the Iroquois Lacrosse Minor National program and has overseen three Canadian National Titles. Additionally, Brown worked with the Six Nations Chiefs from 2000-02 and has worked with the St. Regis Indians since 2006. Brown has also served as the Vice President of Promotions and Zone Nine Director for the Ontario Lacrosse Association in addition to forming Fort Erie Minor Lacrosse and acting as the first president and intermediate coach from 1994-96.

BUFFALO BANDITS

TEAM PERSONNEL 2012



Dr. Sherri Lashomb
Athletic Trainer



Dr. Michael Rauh
Team Doctor



Dr. Michael Jordan
Team Doctor



Dr. Kevin Nowicki
Team Dentist



Dr. Ryan Maine
Team Dentist



Scott Paul
Strength & Conditioning
Coach



Joe DiPietro
Strength & Conditioning
Coach



Matt Meyer
Massage Therapist



John Craig
Equipment Manager



Ted Cordingley
Equipment Manager



John Gurtler
Radio Play-by-Play



Randy Mearns
Radio Color



John Sinclair
VP Ticket Services
& Operations



Jenifer Dunford
Director of Game
Presentation



Mike Kaminska
Merchandise Director



Scott Miner
Website Manager



Ian Ott
Manager of Public
Relations



Jeff Baker
Graduate Assistant

BUFFALO BANDITS

BUFFALO BANDITS 2012

ACTIVE ROSTER

No.	Player	Pos.	Shoots	Ht.	Wt.	Birthdate	Hometown
2	Ian Llord	D	L	6-3	215	6/9/1985	St.Catharines, ON
3	Billy Dee Smith	D	L	6-3	220	6/30/1982	St. Catharines, ON
4	Scott Self	D	R	6-1	200	8/4/1979	Peterborough, ON
5	Frank Resetarits	F	R	6-2	210	3/20/1985	Hamburg, NY
6	Chris White	D	R	6-0	190	4/26/1980	Peterborough, ON
7	Jon Harasym	T	R	5-8	175	12/13/1979	Brampton, ON
9	Mark Steenhuis	T	R	5-9	185	12/3/1980	St. Catharines, ON
11	John Tavares	F	L	5-10	189	9/4/1968	Mississauga, ON
13	Jeff Cornwall	D	L	6-2	215	5/28/1991	Coquitlam, BC
15	Luke Wiles	F	R	6-0	200	8/28/1982	Orillia, ON
17	Tracey Kelusky	F	R	5-8	180	9/9/1975	Peterborough, ON
20	Chad Culp	F	L	5-9	185	2/5/1982	Arthur, ON
23	Steve Priolo	D	R	6-5	235	1/15/1989	St. Catharines, ON
27	Mat Giles	F	R	6-4	235	9/3/1975	Peterborough, ON
33	Kevin Buchanan	F	L	5-11	185	5/9/1986	Baltimore, MD
63	Tom Montour	T	R	6-0	169	6/7/1982	Ohsweken, ON
74	Jeremy Thompson	T	R	5-11	195	1/3/1987	Nedrow, NY
77	Kyle Sweeney	T	R	6-2	195	4/5/1981	Philadelphia, PA
81	Roger Vyse	F	L	5-10	215	10/31/1981	Six Nations, ON
84	Brandon Francis	F	L	6-2	245	8/4/1983	Akwesasne, ON
98	Jimmy Purves	T	L	6-0	185	11/10/1990	Sarnia, ON
No.	Goaltender	Pos.	Shoots	Ht.	Wt.	Birthdate	Hometown
55	Angus Goodleaf	G	R	6-2	315	3/6/1987	Kahanwake, QC
66	Mike Thompson	G	R	5-10	240	6/16/1977	Akwesasne, ON

PRACTICE SQUAD

No.	Player	Pos.	Shoots	Ht.	Wt.	Birthdate	Hometown
10	Brenden Thenhaus	F	R	6-1	220	8/5/1986	Winnipeg, MB
75	Jay Thorimbert	T	R	6-0	200	7/6/1986	Whitby, ON
88	Travis Irving	D	R	6-4	205	4/9/1990	Maple Ridge, BC

INJURED RESERVE (IR)

No.	Player	Pos.	Shoots	Ht.	Wt.	Birthdate	Hometown
19	Darryl Gibson	D	L	6-1	205	7/28/1976	Maple, ON

PHYSICALLY UNABLE TO PERFORM (PUP)

No.	Player	Pos.	Shoots	Ht.	Wt.	Birthdate	Hometown
22	Kyle Clancy	F	L	6-0	209	11/1/1988	Peterborough, ON
93	Dwight Bero	D	R	6-0	210	2/11/1988	Akwesasne, ON

COACHING STAFF

Name	Position	Experience
Darris Kilgour	Head Coach/General Manager	10th season (12th overall)
Derek Graham	Associate General Manager/Coach	3rd season
Rich Kilgour	Assistant Coach (Defense)	2nd season
Dan Teat	Assistant Coach (Offense)	1st season
Ron Henry	Assistant Coach (Scout)	6th season
Chuck Brown	Video Coach (Head Scout)	5th season

BUFFALO BANDITS

KEVIN BUCHANAN *Forward*



Born on **May 9, 1986** in **Baltimore, Maryland**

Height: **5 ft. 11 in.**

Weight: **185 lbs.**

Shoots: **Left**



Acquired: *Buffalo's first-round selection (6th overall) in the 2011 Boston Blazers dispersal draft.*

2011: 57 points (24+33) and 45 loose balls in 15 games played with Boston... Set career-highs in goals, assists and points... Named NLL Overall Player of the Week with nine points (5+4) at Buffalo (4/16)... Playoffs: Five points (1+4) and six loose balls in East Division Semifinal at Buffalo (4/30).

Career Highlights: 2010: One point (0+1) and five loose balls in one game played with Minnesota... Traded from Minnesota to Boston along with a fourth-round pick in the 2010 NLL Entry Draft in exchange for Mat Giles and a first-round pick in the 2012 NLL Entry Draft... **2009:** Named to the NLL All-Rookie Team... Minnesota's first-round selection (11th overall) in the 2008 NLL Entry Draft out of Ohio State University.

CAREER STATS

Year	Team	Regular Season						Playoffs					
		GP	G	A	P	LB	PIM	GP	G	A	P	LB	PIM
2009	Minnesota	11	22	23	45	58	2	-	-	-	-	-	-
2010	Minnesota	1	0	1	1	5	0	-	-	-	-	-	-
2011	Boston	15	24	33	57	45	7	1	1	4	5	6	-
NLL Totals		27	46	57	103	108	9	1	1	4	5	6	-



BUFFALO BANDITS

KYLE CLANCY *Defense*

22

Born on **November 1, 1988** in **Peterborough, Ontario**Height: **6 ft. 0 in.**Weight: **209 lbs.**Shoots: **Left**Acquired: *Buffalo's first-round selection (10th overall) in the 2009 NLL Entry Draft.*


2011: Appeared in career-high nine games... Scored a goal and an assist in back-to-back games at Toronto (4/8) and at Rochester (4/9)... Scored a goal vs. Washington (4/2)... Recorded an assist vs. Philadelphia (2/19)... Scored three points (1+2) vs. Toronto (1/22)... Recorded an assist and four penalty minutes at Philadelphia (1/15)... Scored a goal at Calgary (1/8)... Did not dress vs. MIN (2/4), at PHI (2/12), vs. ROC (3/5), at BOS (3/6), vs. BOS (3/12), at MIN (3/27) or vs. BOS (4/16)... **Playoffs:** Appeared in one game; led team with five points (4+1) vs. Toronto (5/7).

Career Highlights: 2010: Scored his first professional point (goal) in first career game vs. Minnesota (1/30) ... Recorded a season-high seven points (2+5) vs. Toronto (2/6) ... Named NLL Rookie of the Week for Week 9 of the regular season (3/5-3/7) ... Led all Bandits rookies in scoring with 21 points (6+15) ... Appeared in six games for Buffalo in 2010... Recorded five multi-point games... **2009:** One of only five players in Canada to break the 100-point plateau... Named a second-team OLA All-Star for the 2009 season.

CAREER STATS*Regular Season**Playoffs*

Year	Team	GP	G	A	P	LB	PIM	GP	G	A	P	LB	PIM
2010	Buffalo	6	6	15	21	8	4	-	-	-	-	-	-
2011	Buffalo	9	5	7	12	14	4	1	4	1	5	3	-
NLL Totals		15	11	22	33	22	8	1	4	1	5	3	-
Buffalo Totals		15	11	22	33	22	8	1	4	1	5	3	-

BUFFALO BANDITS

JEFF CORNWALL *Defense*Born on **May 28, 1991** in **Coquitlam, British Columbia**Height: **6 ft. 2 in.**Weight: **215 lbs.**Shoots: **Left**Acquired: *Buffalo's second-round selection (15th overall) in the 2011 NLL Entry Draft.*

Career Highlights: Cornwall played for his hometown Jr. A Coquitlam Adanacs, where the physical defender helped anchor a defense that yielded less than seven goals per game on average in 2011 under the direction of head coach and former NLL player Curt Malawsky... Brother of Travis Cornwall, who was selected by Calgary in the first round (7th overall) of the 2011 NLL Entry Draft... Named 2011 First-team All-Star and Best Defensive Player in the BC Jr. A Lacrosse League (BCJALL).

CAREER STATS		Regular Season						Playoffs					
Year	Team	GP	G	A	P	LB	PIM	GP	G	A	P	LB	PIM
2009	Coquitlam	20	3	4	7	-	8	11	2	1	3	-	4
2010	Coquitlam	19	2	7	9	-	6	4	2	0	2	-	5
2011	Coquitlam	20	0	12	12	-	16	8	1	2	3	-	8
Totals		59	5	23	28	-	30	23	5	3	8	-	17

BUFFALO BANDITS

CHAD CULP *Forward*Born on **February 5, 1982** in **Arthur, Ontario**Height: **5 ft. 9 in.**Weight: **185 lbs.**Shoots: **Left**

20

Acquired: *Signed as a free agent November 22, 2010.*

2011: Notched two points (1+1) and four loose balls vs. Rochester (4/23)... Picked up five points (2+3) and six loose balls at Toronto (4/8)... Recorded four points (1+3) vs. Rochester (3/5)... Tied career high with four goals and added three assists at Philadelphia (2/12); also scored 300th career point and recovered 500th career loose ball... Scored five points (3+2) and led both teams with two forced turnovers vs. Minnesota (2/4)... Scored a goal and recovered a team-high 11 loose balls at Toronto, tying career high (1/29)... Scored two goals in Bandit debut at Philadelphia (1/15)... Did not dress at Calgary (1/8)... **Playoffs:** Recorded four points (1+3) vs. Boston (4/30)... Scored two goals vs. Toronto (5/7).

Career Highlights: **2010:** Appeared in 13 games... Led all Mammoth runners with seven points (1+6) at Minnesota (1/22)... Recorded five consecutive multiple-point games 3/26 to 4/10... Played in 100th career game at Washington (3/27), picking up three points (1+2)... **2009:** Recorded points in 13 of 15 games... Matched career high with eight points (2+6) at Buffalo (2/28)... Scored 100th career goal vs. Edmonton (4/4)... **2008:** Appeared in all 16 games for the first time in his career... Recorded 100th career assist in season opener at Toronto (1/1)... Tied career best with 55 points (23+32), setting a career high in goals... Topped personal best, grabbing 89 loose balls... Recorded a point in all 16 games... **Playoffs:** Recorded five assists in one game... **2007:** Recorded points in 11 of 11 games... 10 multi-point games... **Playoffs:** Picked up three points (1+2) and two loose balls in one game... **2006:** Tallied career-high 35 assists and 55 points in 15 games... Recorded most penalty minutes of his career (22)... Notched a point in each of 15 games... Set career high with eight points (4+4) vs. Philadelphia (2/10)... **Playoffs:** Scored four points (1+3) and grabbed six loose balls in one game... **2005:** Scored 41 points in 14 games (18+23)... Improved career best with 87 loose balls... Recorded six points (4+2) at Buffalo (3/18)... **2004:** Appeared in seven games... Picked up six points (3+3)... **2003:** Scored 26 points (12+14) in 13 games as a rookie with New York... Picked up 60 loose balls and racked up 21 penalty minutes.

CAREER STATS

Regular Season

Playoffs

Year	Team	GP	G	A	P	LB	PIM	GP	G	A	P	LB	PIM
2003	New York	13	12	14	26	60	21	-	-	-	-	-	-
2004	Arizona	7	3	3	6	13	8	-	-	-	-	-	-
2005	Minnesota	14	18	23	41	87	19	-	-	-	-	-	-
2006	Minnesota	15	20	35	55	69	22	1	1	3	4	6	0
2007	Minnesota	11	13	24	37	29	18	1	1	2	2	2	2
2008	Minnesota	16	23	32	55	89	14	1	0	5	5	2	2
2009	Minnesota	15	12	23	35	87	7	-	-	-	-	-	-
2010	Colorado	13	7	23	30	42	6	-	-	-	-	-	-
2011	Buffalo	15	21	19	40	61	10	2	3	3	6	9	0
NLL Totals		119	129	196	325	537	125	5	5	12	17	19	4
Buffalo Totals		15	21	19	40	61	10	2	3	3	6	9	0

BUFFALO BANDITS

BRANDON FRANCIS *Forward*Born on **August 4, 1983** in **Akwesasne, Ontario**Height: **6 ft. 2 in.**Weight: **245 lbs.**Shoots: **Left**Acquired: *Signed as a free agent 2007.*

2011: Ranked third in the league in faceoff percentage, winning 114 of 184 draws (62%)... Scored first goal of the season and added an assist in first career multi-point game vs. Boston (4/16); also picked up 17 penalty minutes... Was 7-for-9 on the draw at Rochester (4/9)... Won nine of nine faceoffs and added an assist at Toronto (4/8)... Went 6-for-9 on faceoffs and recovered five loose balls at Minnesota (3/27)... Went 13-for-19 on the draw vs. Philadelphia (2/19)... Won 10 of 15 faceoffs at Philadelphia (2/12)... Recorded first point of season (assist) vs. Minnesota (2/4); won 11 of 13 faceoffs (84.6%)... Went 8-for-12 in the faceoff circle at Philadelphia (1/15)... Served first game of three-game suspension vs. Rochester (4/23)... **Playoffs:** Served final two games of three-game suspension.

Career Highlights: 2010: Appeared in career-high 10 games... Scored his first career NLL goal vs. Minnesota (1/30)... Established new career best in points (3)... Led Bandits with career-high 53 penalty minutes...

Playoffs: Played in first career playoff game at Toronto (5/1)... **2009:** Played in a career-high nine games for Buffalo... Recorded his first career NLL point (assist)... Established career highs in penalty minutes (32) and loose balls (32)... **2008:** Appeared in three games for the Bandits, collecting nine loose balls... Posted a career-best five loose balls against Philadelphia (1/26).

CAREER STATS*Regular Season**Playoffs*

Year	Team	GP	G	A	P	LB	PIM	GP	G	A	P	LB	PIM
2008	Buffalo	3	0	0	0	9	2	-	-	-	-	-	-
2009	Buffalo	9	0	1	1	32	32	-	-	-	-	-	-
2010	Buffalo	10	1	2	3	13	53	1	0	0	0	0	0
2011	Buffalo	15	1	3	4	14	70	-	-	-	-	-	-
NLL Totals		37	2	6	8	68	157	-	-	-	-	-	-
Buffalo Totals		37	2	6	8	68	157	1	0	0	0	0	0



BUFFALO BANDITS

DARRYL GIBSON *Defense*Born on **July 28, 1976** in **Maple, Ontario**Height: **6 ft. 1 in.**Weight: **205 lbs.**Shoots: **Right**

19

Acquired: *Signed as a free agent 2009.*

2011: Appeared in eight games... Recovered seven loose balls and forced a team-high three turnovers vs. Rochester (4/23)... Picked up four loose balls and forced a team-high two turnovers vs. Washington (4/2)... Did not dress at PHI (1/15), vs. TOR (1/22), at TOR (1/29), at PHI (2/12), vs. PHI (2/19), at BOS (3/6), vs. BOS (3/12) or at MIN (3/27)... **Playoffs:** Recovered eight loose balls vs. Boston (4/30).

Career Highlights: **2010:** Appeared in 11 games... Missed five games as a healthy scratch... Recorded eight assists... Collected 35 loose balls... Registered one multi-point game... **Playoffs:** Collected five loose balls at Toronto (5/1)... **2009:** Missed the entire 2009 NLL season (knees)... **2008:** Played only four games with Chicago... Whistled for nine penalty minutes... **2007:** Appeared in all 16 games for Chicago... Scored 13 points (4+9), while collecting 57 loose balls... **2006:** Posted four points (0+4) in nine games for Minnesota... Collected 41 loose balls... Was acquired by Toronto midseason; grabbed 11 loose balls... **Playoffs:** Played in one game for Toronto... **2005:** Played two games with San Jose before being dealt to Arizona... Registered 10 points (3+7) in 14 games with Arizona... Tied career high with 84 loose balls... **Playoffs:** Scored five points (0+5) in three games... **2004:** Set career highs in goals (6) and penalty minutes (25)... **Playoffs:** Appeared in one game, grabbing six loose balls... **2003:** Played in 15 games for the second consecutive season for Toronto... Recorded 10 points (4+6)... Playoffs: Scored two points (1+1) in two games... Collected eight loose balls... **2002:** Set career highs in assists (15) and loose balls (84)... **Playoffs:** Scored two goals in two games for Toronto... Set career high with nine loose balls... **2001:** Played in only eight contests for Albany... Registered four points (3+1)... **2000:** Appeared in 11 games for Albany... Scored 14 points (5+9).


CAREER STATS

Regular Season

Playoffs

Year	Team	GP	G	A	P	LB	PIM	GP	G	A	P	LB	PIM
2000	Albany	11	5	9	14	59	16	-	-	-	-	-	-
2001	Albany	8	3	1	4	37	14	-	-	-	-	-	-
2002	Toronto	15	3	15	18	84	12	2	2	0	2	9	0
2003	Toronto	15	4	6	10	62	12	2	1	1	2	8	4
2004	Toronto	16	6	8	14	62	25	1	0	0	0	6	0
2005	San Jose	2	0	1	1	0	7	-	-	-	-	-	-
	Arizona	14	3	7	10	84	12	3	0	5	5	0	2
2006	Minnesota	9	0	4	4	41	14	-	-	-	-	-	-
	Toronto	3	0	0	0	11	2	1	0	0	0	1	0
2007	Chicago	16	4	9	13	57	22	-	-	-	-	-	-
2008	Chicago	4	0	0	0	7	9	-	-	-	-	-	-
2010	Buffalo	11	0	8	8	35	21	1	0	0	0	5	0
2011	Buffalo	8	0	0	0	24	8	2	0	0	0	3	2
NLL Totals		132	28	68	96	563	174	12	3	6	9	32	8
Buffalo Totals		19	0	8	8	59	29	3	0	0	0	8	2

BUFFALO BANDITS

MAT GILES *Forward*

27

Born on **September 3, 1975** in **Peterborough, Ontario**Height: **6 ft. 4 in.**Weight: **235 lbs.**Shoots: **Right**Acquired: *From Minnesota in exchange for Buffalo's conditional fourth-round selection in the 2013 NLL Entry Draft on October 25, 2011*

2011: 43 points (16+27) and 38 loose balls in 16 games with the Minnesota Swarm, his 11th NLL team... Season-high six points (3+3) at Edmonton (3/25)... Season-high five assists at Rochester (2/12)... Five points (2+3) at Washington (1/14)... **Playoffs:** Two loose balls, two PIM vs. Washington (4/30).

Career Highlights: **2010:** 31 points (13+18) in nine games with Philadelphia before being traded to Boston, where he had 23 points (7+16) over six games with the Blazers and set an NLL record for playing with the most franchises (10) in league history... **Playoffs:** Five points (1+4) @ Washington (5/1)... **2009:** Led Philadelphia with career-high 70 points (23+47), 78 loose balls in 16 games played... **2008:** Led Chicago in goal scoring, finished with 50 points (27+23) and a career-high 45 PIM in 16 games... **2007:** 47 points (17+30) and career-high 87 loose balls in 16 games with Chicago... **2006:** 22 points (8+14) in 11 games with Edmonton... Traded from Toronto after scoring two points (1+1) in four games with the Rock... **2005:** 23 points (10+13) in 15 games with Rochester... **Playoffs:** Two assists, four loose balls in two games with Rochester... **2004:** 32 points (21+11) in 16 games with Rochester... **Playoffs:** Two points (1+1), two loose balls in one game played... **2003:** Career-high in goals, 60 points (34+26), 72 loose balls in 16 games with Ottawa... **2002:** 34 points (17+17), 48 loose balls in 13 games with Montreal... **2001:** 19 points (13+6), 76 loose balls in 14 games with Columbus... **2000:** Two points (1+1), five loose balls in two games with Albany... **1999:** Six points (2+4), 11 loose balls as a rookie with Toronto.

CAREER STATS

Regular Season

Playoffs

Year	Team	GP	G	A	P	LB	PIM	GP	G	A	P	LB	PIM
1999	Toronto	6	2	4	6	11	8	-	-	-	-	-	-
2000	Albany	2	1	1	2	5	4	-	-	-	-	-	-
2001	Columbus	14	13	6	19	76	32	-	-	-	-	-	-
2002	Montreal	13	17	17	34	48	26	-	-	-	-	-	-
2003	Ottawa	16	34	26	60	72	25	-	-	-	-	-	-
2004	Rochester	16	21	11	32	58	19	1	1	1	2	2	0
2005	Rochester	15	10	13	23	44	18	2	0	2	2	4	2
2006	Toronto	4	1	1	2	13	9	-	-	-	-	-	-
2006	Edmonton	11	8	14	22	40	24	-	-	-	-	-	-
2007	Chicago	16	17	30	47	87	38	-	-	-	-	-	-
2008	Chicago	16	27	23	50	71	45	-	-	-	-	-	-
2009	Philadelphia	16	23	47	70	78	33	-	-	-	-	-	-
2010	Philadelphia	9	13	18	31	46	10	-	-	-	-	-	-
2010	Boston	6	7	16	23	23	4	1	1	4	5	7	2
2011	Minnesota	16	16	27	43	38	14	1	0	0	0	2	2
NLL Totals		176	210	254	464	710	309	5	2	7	9	15	6

BUFFALO BANDITS

ANGUS GOODLEAF *Goaltender*



Born on **March 6, 1987** in **Kahanwake, Quebec**

Height: **6 ft. 2 in.**

Weight: **315 lbs.**

Shoots: **Left**

55

Acquired: *Signed as a free agent in 2009.*

2011: Made 12 saves on 18 shots in relief of Mike Thompson vs. Boston (4/16)... Stopped 46 of 54 shots vs. Washington (4/2)... Stopped 25 of 35 shots vs. Philadelphia (2/19)... Made 28 saves on 35 shots at Toronto (1/29)... **Playoffs:** Stopped 22 of 28 shots in relief of Mike Thompson vs. Toronto (5/7).

Career Highlights: 2010: Appeared in 13 games... Made NLL debut at Washington (1/22)... Started his first career NLL game at Philadelphia (2/13)... Recorded first NLL career victory at Philadelphia (2/13)... Recorded two assists... Finished the season with a 10.75 GAA... **2009:** Appeared in 12 games for St. Regis Indians (Major Series Lacrosse)... Posted five wins and two losses in 472:45 minutes played... Had a GAA of 11.04 and allowed 84 goals.

CAREER STATS		Regular Season					Playoffs				
Year	Team	GP	MIN	W-L	GA	GAA	GP	MIN	W-L	GA	GAA
2010	Buffalo	13	190:00	1-3	34	10.75	1	5:00	0-0	0	0.00
2011	Buffalo	16	206:01	0-3	35	10.19	2	42:48	0-1	6	8.41
NLL Totals		29	396:01	1-6	69	10.45	3	47:48	0-1	6	7.54
Buffalo Totals		29	396:01	1-6	69	10.45	3	47:48	0-1	6	7.54

BUFFALO BANDITS

JON HARASYM *Transition*Born on **December 13, 1979** in **Brampton, Ontario**Height: **5 ft. 8 in.**Weight: **175 lbs.**Shoots: **Right**

7

Acquired: *From Philadelphia in exchange for Buffalo's fourth-round selection (40th overall) in the 2009 NLL Entry Draft.*

2011: Tied career high, appearing in 15 games... Recorded an assist and five loose balls vs. Boston (4/16)... Scored a goal and added two loose balls at Minnesota (3/27)... Scored first goal of season and picked up nine loose balls vs. Minnesota (2/4)... Recorded an assist and three loose balls at Calgary (1/8)... Did not dress vs. Washington (4/2)... **Playoffs:** Picked up three loose balls vs. BOS (4/30)... Recorded two assists vs. Toronto (5/7).

Career Highlights: **2010:** Appeared in 14 games in his first season back with Buffalo... Missed one game to injury (illness) and one game as a healthy scratch... Established new career-high in loose balls (66)... Recorded four multi-point games... **Playoffs:** Played in his first career NLL playoff game at Toronto (5/1); Scored first career playoff point (assist)... **2009:** Split the season between Toronto and Philadelphia... Posted 11 points (3+8) in eight games with the Wings... **2008:** Appeared in nine games for Toronto... Recorded six points (1+5)... **2007:** Set career highs in assists (26), points (34) and loose balls (58)... **2006:** First full season in Buffalo... Scored 10 points (3+7) in nine games... Collected 29 loose balls... **2005:** Appeared in seven games with the Bandits... Scored two goals at Calgary (4/9)... Scored a goal vs. San Jose (4/16)... **2004:** Scored four points (3+1), three goals were a team-high at Rochester (1/1)... Was the second leading scorer at the time of his release... Scored his first goal as a Bandit at Minnesota (3/11).

CAREER STATS

Regular Season

Playoffs

Year	Team	GP	G	A	P	LB	PIM	GP	G	A	P	LB	PIM
2003	Columbus	15	13	14	27	50	42	-	-	-	-	-	-
2004	Rochester	13	4	5	9	54	17	-	-	-	-	-	-
2005	Minnesota	2	3	3	6	9	2	-	-	-	-	-	-
	Buffalo	7	4	7	11	43	4	-	-	-	-	-	-
2006	Buffalo	9	3	7	10	29	10	-	-	-	-	-	-
2007	Chicago	11	8	26	34	58	16	-	-	-	-	-	-
2008	Toronto	9	1	5	6	23	25	-	-	-	-	-	-
2009	Toronto	4	0	0	0	14	14	-	-	-	-	-	-
	Philadelphia	8	3	8	11	24	7	-	-	-	-	-	-
2010	Buffalo	14	4	10	14	66	32	1	0	1	1	6	0
2011	Buffalo	15	2	2	4	65	36	2	0	2	2	7	0
NLL Totals		107	45	87	132	435	205	3	0	3	3	13	0
Buffalo Totals		45	13	26	39	203	82	3	0	3	3	13	0

BUFFALO BANDITS

TRAVIS IRVING *Defense*



Born on **April 9, 1990** in **Maple Ridge, British Columbia**

Height: **6 ft. 4 in.**

Weight: **205 lbs.**

Shoots: **Right**



Acquired: *Buffalo's first-round selection (9th overall) in the 2010 NLL Entry Draft.*

2011: Appeared in 10 games... Recorded an assist vs. Rochester (4/23)... Recovered four loose balls at Minnesota (3/27)... Scored first career goal and recovered four loose balls at Boston (3/6)... Picked up first career point (assist) at Philadelphia (2/12)... Made NLL debut vs. Minnesota (2/4)... **Playoffs:** Appeared in first career playoff game vs. Boston (4/30).

Career Highlights: 2010: Played for the New Westminster Salmonbellies of the BC Junior A Lacrosse League, compiling 81 penalty minutes in 20 regular season games... Named to the 2010 Second All-Minto Team.

CAREER STATS

Year	Team	Regular Season						Playoffs					
		GP	G	A	P	LB	PIM	GP	G	A	P	LB	PIM
2011	Buffalo	10	1	2	3	20	18	2	0	0	0	5	0
NLL Totals		10	1	2	3	20	18	2	0	0	0	5	0
Buffalo Totals		10	1	2	3	20	18	2	0	0	0	5	0

BUFFALO BANDITS

TRACEY KELUSKY *Forward*

17

Born on **September 9, 1975** in **Peterborough, Ontario**Height: **5 ft. 8 in.**Weight: **180 lbs.**Shoots: **Right**Acquired: *From Calgary in exchange for a first-round selection in the 2011 NLL Entry Draft on October 6, 2010.*

2011: Passed Chris Gill and Ted Dowling for 10th all-time in NLL goal scoring (345); one goal behind Mike Accursi and Josh Sanderson for eighth... Scored five points (2+3) in consecutive games 4/8-4/9... Named game MVP after a three-point performance (3+1) at Minnesota (3/27); also added three loose balls and forced three turnovers... Scored season-high seven points (3+4) at Philadelphia (2/12), including his 700th career point... Notched four points (2+2), including the game-winning goal, at Philadelphia (1/15)... Scored the Bandits' first goal of the season in his Bandit debut, added three assists at Calgary (1/8)... **Playoffs:** Scored a goal and recovered six loose balls vs. Boston (4/30)... Recorded four points (1+3) vs. Toronto (5/7).

Career Highlights: 2010: Appeared in 13 games... Notched 10 power play goals and two short-handed goals... Scored at least three points in every game... Scored the game-winning goal in an eight-point performance (3+5) vs. Philadelphia (3/6)... Second of six active NLL players to pass Hall of Famer Jim Veltman in total career points, leaving Kelusky 11th all-time in NLL point-scoring (684)... **Playoffs:** Collected five loose balls in one playoff game... **2009:** Finished the season second among Calgary runners in assists (53), points (84) and shots (133), and third in goals (31)... Tied for league lead with four short-handed goals... Notched eight power play goals and an NLL-leading 33 power play assists... Selected to participate in NLL All-Star Game... **Playoffs:** Led Calgary runners with nine goals in three games on the way to NLL Championship... **2008:** Missed nine games due to injury (concussion)... Scored in all seven games played... **Playoffs:** Ranked second on team in assists (7) and points (10)... **2007:** Notched career-high 53 assists... Scored three short-handed goals... Only Calgary runner to post zero penalty minutes on the season... Selected to participate in NLL All-Star Game... **Playoffs:** Recorded four points (3+1) in one playoff game... **2006:** Recorded sixth consecutive season with more than 30 goals (35)... **Playoffs:** Scored eight points (4+4) in lone playoff game, including one power play goal and one short-handed goal... **2005:** Named MVP of first NLL All-Star Game after scoring three points (2+1)... Led Calgary runners in power play goals (16 - 2nd in NLL), short-handed goals (2) and total goals (45 - 3rd in NLL, career high)... Scored three power play goals vs. Arizona (4/3)... Finished regular season with 10-point performance (8+2) vs. Toronto (4/17)... **Playoffs:** Scored five points (4+1) and took 12 shots in one game... **2004:** Tied for lead among Calgary runners with 37 assists... Led Calgary forwards in loose balls collected (73)... **Playoffs:** Tied for team lead, scoring seven goals in three games... Won NLL Championship... **2003:** Selected first overall in Montreal Express dispersal draft... Appeared in 13 games for Calgary... Led Calgary runners in goals (37) and points (63)... **Playoffs:** Appeared in first career NLL playoff game at Buffalo (4/26), scoring five points (3+2) and collecting nine loose balls in a 16-9 loss... **2002:** Recorded career-high 94 points (44+50)... Led Montreal runners in assists and points... Tied career high for loose balls (98), leading all Montreal forwards... **2001:** Selected first overall in NLL Entry Draft by Columbus... Appeared in first career game vs. New York (12/30)... Set career high with 98 loose balls collected, leading all Columbus forwards... Ranked second among Columbus runners in goals (24), assists (27) and points (51)... Logged career-high 20 penalty minutes... Named NLL Rookie of the Year.

CAREER STATS

Year	Team	Regular Season						Playoffs					
		GP	G	A	P	LB	PIM	GP	G	A	P	LB	PIM
2001	Columbus	14	24	27	51	98	20	-	-	-	-	-	-
2002	Montreal	16	44	50	94	98	8	-	-	-	-	-	-
2003	Calgary	13	37	26	63	51	16	1	3	2	5	9	2
2004	Calgary	16	32	37	69	73	8	3	7	4	11	13	4
2005	Calgary	16	45	32	77	77	10	1	4	1	5	0	0
2006	Calgary	16	35	34	69	75	17	1	4	4	8	6	0
2007	Calgary	16	35	53	88	95	0	1	3	1	4	2	0
2008	Calgary	7	11	14	25	26	5	2	3	7	10	6	0
2009	Calgary	16	31	53	84	84	4	3	9	5	14	16	0
2010	Calgary	13	30	34	64	56	10	1	1	2	3	3	0
2011	Buffalo	16	21	33	54	54	11	2	2	3	5	10	0
NLL Totals		159	345	393	738	787	109	15	36	29	65	65	6
Buffalo Totals		16	21	33	54	54	11	2	2	3	5	10	0

BUFFALO BANDITS

IAN LLORD *Defense*Born on **June 9, 1985** in **St. Catharines, Ontario**Height: **6 ft. 3 in.**Weight: **215 lbs.**Shoots: **Left**

Acquired: *From Calgary with the 38th overall selection in the 2007 NLL Entry Draft in exchange for Buffalo's first (10th overall) and second-round (22nd overall) selections in the 2007 NLL Entry draft on August 28, 2007.*

2011: Recorded first point of the season (assist) and recovered six loose balls vs. Rochester (4/23)... Scooped five loose balls vs. Boston (4/16)... Recovered five loose balls at Rochester (4/9)... Recovered four loose balls vs. Philadelphia (2/19)... Did not dress at CGY (1/8), at PHI (1/15), vs. TOR (1/22), at TOR (1/29), vs. MIN (2/4) or vs. ROC (3/5)... **Playoffs:** Recovered six loose balls and picked up six penalty minutes in two playoff games.


Career Highlights: **2010:** Appeared in 12 games... Missed four games as a healthy scratch... Had a career-high three assists on (1/23) at Edmonton... Established new career-high with 53 penalty minutes... **Playoffs:** Appeared in Buffalo's quarterfinal match-up against Toronto... Collected one loose ball... **2009:** Missed two games with a heart ailment... Scored seven points (1+6) in 14 regular season games... **Playoffs:** Picked up 11 penalty minutes in two playoff games... **2008:** Established new career highs in games played (15), goals (5), assists (12), points (17) and loose balls (71)... Had a pair of three-point (1+2) games against Rochester (2/11) and Toronto (3/1)... Recorded a season-high four assists against Philadelphia (3/1)... **Playoffs:** Recorded one assist and 10 loose balls in three games... **2007:** Recorded an assist and 10 PIM in NLL debut against Edmonton (1/06)... Picked up five loose balls against San Jose (1/20)... Had an assist against New York (1/26)... Had an assist against Toronto (1/27)... Scored first career goal and added assist at Calgary (2/10)... Picked up two loose balls against Buffalo (2/17)... Scored a goal and picked up eight loose balls at Buffalo (2/24)... Picked up three loose balls against Rochester (3/3) and five loose balls at Minnesota (3/18)... Tallied an assist against New York (4/07)... Posted an assist at Chicago (4/14).

CAREER STATS*Regular Season**Playoffs*

Year	Team	GP	G	A	P	LB	PIM	GP	G	A	P	LB	PIM
2007	Philadelphia	11	2	6	8	49	18	-	-	-	-	-	-
2008	Buffalo	15	5	12	17	71	26	3	0	1	1	10	23
2009	Buffalo	14	1	6	7	50	23	2	0	0	0	8	11
2010	Buffalo	12	1	7	8	44	53	1	0	0	0	1	0
2011	Buffalo	10	0	1	1	32	4	2	0	0	0	6	6
NLL Totals		62	9	32	41	246	124	8	0	1	1	25	40
Buffalo Totals		51	7	26	33	197	106	8	0	1	1	25	40

BUFFALO BANDITS

TOM MONTOUR *Transition*



Born on **June 7, 1982** in **Ohsweken, Ontario**

Height: **6 ft. 0 in.**

Weight: **169 lbs.**

Shoots: **Right**



Acquired: *From Calgary in exchange for Buffalo's first-round selection in the 2010 NLL Entry Draft.*

2011: Recorded two assists and seven loose balls vs. Boston (4/16); named NLL Transition Player of the Week for Week 14... Registered three points (1+2) and six loose balls at Minnesota (3/27)... Picked up a team-high nine loose balls and notched two assists vs. Boston (3/12)... Scored a goal vs. ROC (3/6)... Recorded three assists at Philadelphia (2/12)... Did not dress vs. Minnesota (2/4)... Scored two goals vs. Toronto (1/22)... Led team with career-high 15 loose balls and added an assist at Philadelphia (1/15)... **Playoffs:** Picked up four assists and nine loose balls vs. Boston (4/30)... Recorded two assists and 12 loose balls vs. Toronto (5/7).

Career Highlights: 2010: Appeared in 14 games... Missed two games with an ankle injury... Established new career highs in loose balls (112) and penalty minutes (26)... Recorded three separate three-point games (1/30 vs. Minnesota, 2/27 vs. Philadelphia and 3/12 at Toronto)... Registered nine multi-point games... **Playoffs:** Collected two loose balls at Toronto (5/1)... **2009:** Appeared in 12 games for Buffalo, posting 20 points (5+15)... **Playoffs:** Scored a goal against BOS on 5/2/09... Picked up 10 loose balls against the Blazers... **2008:** Appeared in all 16 games for Chicago... Posted career high in penalty minutes (23)... **2007:** Set career highs in goals (18), assists (29), and loose balls (107)... **2006:** Registered 16 points (5+11) in 10 games with Portland. **2005:** Scored eight points (4+4) in four games for Buffalo... **Playoffs:** In two games, scored one goal for the Bandits.

CAREER STATS		Regular Season						Playoffs					
Year	Team	GP	G	A	P	LB	PIM	GP	G	A	P	LB	PIM
2005	Buffalo	4	4	4	8	24	4	1	0	1	1	0	0
2006	Portland	10	5	11	16	32	8	-	-	-	-	-	-
2007	Chicago	16	11	18	29	107	10	-	-	-	-	-	-
2008	Chicago	16	6	12	18	102	23	-	-	-	-	-	-
2009	Buffalo	12	5	15	20	90	6	2	1	0	1	10	2
2010	Buffalo	14	9	12	21	112	26	1	0	0	0	2	0
2011	Buffalo	15	6	11	17	104	14	2	0	6	6	21	2
NLL Totals		87	46	83	129	571	91	6	1	7	8	33	4
Buffalo Totals		45	24	42	66	330	50	6	1	7	8	33	4

BUFFALO BANDITS

STEVE PRIOLO *Defense*Born on **January 15, 1989** in **St. Catharines, Ontario**Height: **6 ft. 5 in.**Weight: **235 lbs.**Shoots: **Right**Acquired: *Buffalo's second-round selection (21st overall) in the 2009 NLL Entry Draft.*

2011: Set career highs in games played (14), loose balls (38) and penalty minutes (48)... Picked up an assist and six loose balls at Philadelphia (2/12)... Notched an assist and five loose balls vs. Toronto (1/22)... Recorded an assist and five loose balls at Philadelphia (1/15)... Did not dress at Toronto (4/8) or at Rochester (4/9)...

Playoffs: Appeared in first career playoff game vs. Boston (4/30); picked up two loose balls and two penalty minutes.

Career Highlights: 2010: Appeared in nine games... Missed seven games as a healthy scratch... Scored first professional point (assist) in NLL debut at Rochester (1/9)... Recorded 22 penalty minutes ... Finished the season with seven points (0+7)... **2009:** Appeared in 21 games for the St. Catharines Athletics (OLA)... Scored 13 points (3+10)... Recorded 48 penalty minutes... **Playoffs:** Scored two points (1+1) in seven postseason games.

CAREER STATS		Regular Season						Playoffs					
Year	Team	GP	G	A	P	LB	PIM	GP	G	A	P	LB	PIM
2010	Buffalo	9	0	7	7	22	22	-	-	-	-	-	-
2011	Buffalo	14	0	6	6	44	38	2	0	0	0	6	4
NLL Totals		23	0	13	13	66	60	2	0	0	0	6	4
Buffalo Totals		23	0	13	13	66	60	2	0	0	0	6	4

BUFFALO BANDITS

JIMMY PURVES *Defense*Born on **November 10, 1990** in **Sarnia, Ontario**Height: **6 ft. 0 in.**Weight: **185 lbs.**Shoots: **Left**

90

Acquired: *Buffalo's fifth-round selection (47th overall) in the 2010 NLL Entry Draft.*

2011: Returned to the practice squad (2/9)... Activated from practice squad and made NLL debut vs. MIN (2/4) with five loose balls and five penalty minutes.

Career Highlights: Played in 20 games for his hometown Sarnia Pacers of the Ontario Jr. B Lacrosse League (OJBLL) in 2010... Tied for team lead in goals (24) and led team in assists (29), points (53), penalty minutes (101) and shorthanded points (7)... Also played for the Six Nations Arrows of the Ontario Jr. A Lacrosse League in 2010, compiling 13 points (4+9) in seven games.

CAREER STATS		Regular Season						Playoffs					
Year	Team	GP	G	A	P	LB	PIM	GP	G	A	P	LB	PIM
2011	Buffalo	1	0	0	0	5	5	-	-	-	-	-	-
NHL Totals		1	0	0	0	5	5	-	-	-	-	-	-

BUFFALO BANDITS

FRANK RESETARITS *Forward*Born on **March 20, 1985** in **Hamburg, New York**Height: **6 ft. 2 in.**Weight: **210 lbs.**Shoots: **Right**

5

Acquired: *From Washington in exchange for Buffalo's third-round selection (24th overall) in the 2009 NLL Entry Draft.*

2011: Missed ten games with broken thumb... Activated from Injured Reserve for game vs. Rochester (4/23); recovered four loose balls and forced one turnover... Notched two points (1+1) vs. Minnesota (2/4)... Compiled 15 penalty minutes at Toronto (1/29); more than his total for any other season... Scored a goal and two assists vs. Toronto (1/22)... Scored a power play goal at Calgary (1/8) and at Philadelphia (1/15).

Career Highlights: 2010: Appeared in 11 games... Missed five games: (three with a knee injury, two as a healthy scratch)... Tied career-high games played (13)... Recorded four points (1+3) vs. Toronto (4/10)... Registered seven multi-point games... **2009:** Played in eight games... Registered 16 points (7+9)... Collected 21 loose balls... **Playoffs:** Set career high in playoff goals (4) and points (6), tied career high in assists (2)... **2008:** Appeared in 13 games for San Jose... Set career highs in goals (17), assists (17), points (34) and loose balls (27)... **Playoffs:** Scored four points (2+2) in lone playoff contest.

CAREER STATS

Regular Season

Playoffs

Year	Team	GP	G	A	P	LB	PIM	GP	G	A	P	LB	PIM
2008	San Jose	13	17	17	34	27	9	1	2	2	4	2	0
2009	San Jose	8	7	9	16	21	10	2	4	2	6	0	0
2010	Buffalo	13	11	12	23	14	0	-	-	-	-	-	-
2011	Buffalo	6	4	3	7	16	15	-	-	-	-	-	-
NLL Totals		40	39	41	80	78	34	3	6	4	10	2	0
Buffalo Totals		19	15	15	30	30	15	-	-	-	-	-	-



BUFFALO BANDITS

SCOTT SELF *Defense*Born on **August 4, 1979** in **Peterborough, Ontario**Height: **6 ft. 1 in.**Weight: **200 lbs.**Shoots: **Right**

4

Acquired: *From Minnesota with Jay Thorimbert in exchange for a second-round selection in the 2011 NLL Entry Draft and a first-round selection in the 2012 NLL Entry Draft on August 23, 2010.*

2011: Filled in on the draw vs. Rochester (4/23), winning 8 of 17 faceoffs... Recovered seven loose balls and an assist in three consecutive weeks vs. Washington (4/2), at Toronto (4/8) and vs. Boston (4/16)... Picked up two assists and eight loose balls vs. Boston (3/12)... Scored game-winning goal in overtime and led team with seven loose balls vs. Toronto (1/22)... Scored first two points with Bandits (1+1) in his second career game as a Bandit vs. Calgary (1/8); tied to lead team with eight loose balls... Missed one game due to suspension...

Playoffs: Picked up five loose balls vs. Boston (4/30)... Recovered four loose balls and went 6-for-10 on faceoffs vs. Toronto (5/7).

Career Highlights: 2010: Led Minnesota defensemen with 12 points (1+11) and 76 loose balls collected in 16 games; sixth career season as team's leading scoring defenseman... Notched 100th career assist at Edmonton (3/27)... Won nine of 37 faceoffs... **Playoffs:** Played in one game, picking up five loose balls... **2009:** Played in all 16 games for his fifth consecutive season... Led New York defensemen with five goals and career-high 17 shots... Scored three points on two occasions: 1/16 vs. Portland (1+2) and 4/11 vs. Calgary (2+1)... Collected career-best 13 loose balls vs. Buffalo (1/29)... **2008:** Selected to participate in NLL All-Star Game... Collected career-high 100 loose balls... Led Chicago defensemen with 15 points (4+11)... Notched 100th career NLL point (goal) in three-point performance (2+1) vs. Philadelphia (4/5)... Three-game point streak 3/22-4/05 (3+3)... **2007:** Topped career high, collecting 91 loose balls... Led Arizona defensemen with 17 points (3+14)... Whistled for career-high 21 penalty minutes... **Playoffs:** Scored five points (2+3) and collected 11 loose balls in three games... **2006:** Selected to participate in NLL All-Star Game; recorded an assist and two shots... Recorded career-high 17 assists... Led Arizona defensemen with 18 points (1+17)... **Playoffs:** Scored two points (1+1) and collected 9 loose balls in two games. **2005:** Led Arizona defensemen with career-high 19 points (4+15)... **Playoffs:** Appeared in first NLL playoff game vs. Colorado (4/22)... Recorded three assists and four penalty minutes in three games... **2004:** Tied for lead among Arizona defensemen with 15 points (3+12)... **2003:** Established career high with 90 loose balls collected... **2002:** Appeared in 15 games, recording 11 points (6+5) and 58 loose balls collected... **2001:** Appeared in first career NLL game with Buffalo, collecting two loose balls and two penalty minutes.


CAREER STATS

Regular Season

Playoffs

Year	Team	GP	G	A	P	LB	PIM	GP	G	A	P	LB	PIM
2001	Buffalo	1	0	0	0	5	2	-	-	-	-	-	-
2002	New York	15	6	5	11	58	6	-	-	-	-	-	-
2003	Ottawa	16	4	9	13	90	15	-	-	-	-	-	-
2004	Arizona	16	3	12	15	71	19	-	-	-	-	-	-
2005	Arizona	13	4	15	19	64	16	3	0	3	3	0	4
2006	Arizona	16	1	17	18	86	8	2	1	1	2	9	0
2007	Arizona	16	3	14	17	91	21	3	2	3	5	11	6
2008	Chicago	16	4	11	15	100	13	-	-	-	-	-	-
2009	Edmonton	16	5	8	13	90	14	-	-	-	-	-	-
2010	Minnesota	16	1	11	12	76	12	1	0	0	0	5	0
2011	Buffalo	15	2	8	10	77	36	2	0	0	0	9	0
NLL Totals		156	33	110	143	808	162	11	3	7	10	34	10
Buffalo Totals		16	2	8	10	82	38	2	0	0	0	9	0

BUFFALO BANDITS

BILLY DEE SMITH *Defense*Born on **June 30, 1982** in **St. Catharines, Ontario**Height: **6 ft. 3 in.**Weight: **220 lbs.**Shoots: **Left**Acquired: *Selected in the first-round (3rd overall) in the 2002 NLL Entry Draft.*

2011: Missed entire regular season and playoffs on injured reserve due to a knee injury suffered during the summer of 2010.

Career Highlights: 2010: Appeared in all 16 regular season games (only 2nd time in career) and scored eight points (4+4), 67 loose balls and 48 penalty minutes... Scored a goal in three consecutive games (1/23-2/6)... Playoffs: Assist, six loose balls, two PIM's at Toronto (5/1)... **2009:** NLL Defensive Player of the Year... Missed three games-two (foot), one (rest)... 12 points (5+7) in 13 regular season games... 47 loose balls and totaled 23 penalty minutes. **Playoffs:** Appeared in two games and recorded one assist, eight loose balls and four penalty minutes... **2008:** Suspended two games... Set a new career high with seven goals and nine points... Career-high 57 loose balls... Third on the team in penalty minutes (58)... Career-high four goals with five points (4+1) against Philadelphia (3/1)... **Playoffs:** Set new career highs in playoff points, goals (4) and loose balls (16)... Two goals in Buffalo's Quarterfinal win over Philadelphia (5/2)... **2007:** Set a career high in points and assists (8)... Assist and three loose balls in season debut vs. New York (1/12)... Two assists vs. Minnesota (1/20)... Six loose balls vs. Toronto (2/02)... Assist and two loose balls at Philadelphia (2/17)... Assist and seven loose balls vs. Philadelphia (2/24)... Assist and five loose balls vs. Colorado (3/24)... Assist and three loose balls vs. Rochester (4/13)... Two loose balls and two PIM's at Rochester (4/14)... **Playoffs:** Recovered six loose balls in two games... **2006:** Appeared in 11 games... Scored a career high five goals and six points on the season... Third on the team in penalty minutes (45)... Two goals in win over Toronto (1/21)... Goal and an assist vs. Philadelphia (2/11)... **Playoffs:** Led the team with 25 penalty minutes in three games... **2005:** Goal, four penalty minutes vs. Toronto (1/7)... Goal at Philadelphia (1/28)... Short-handed goal vs. Anaheim (2/11)... One assist at Calgary (4/9)... **Playoffs:** Four penalty minutes against Rochester in Semifinals (4/23)... **2004:** 56 penalty minutes, fourth-most in Bandits' single-season history... First goal of season at Vancouver (1/16)... Assist at Toronto (2/13)... Assist vs. Arizona 3/13/04... Goal at Rochester (3/20). **Playoffs:** Assist at Rochester (4/17)... **2003:** Finished NLL rookie season with three points (2+1) and 46 penalty minutes... Tied for second on the team in penalty minutes... Penalty minutes total (46) ranked third all-time in Bandits' single-season rookie history... NLL debut vs. Albany (1/4), posting two penalty minutes... First career NLL goal, 14 PIM at New Jersey (1/19)... First NLL assist vs. Calgary (1/25).

CAREER STATS

Year	Team	Regular Season						Playoffs					
		GP	G	A	P	LB	PIM	GP	G	A	P	LB	PIM
2003	Buffalo	7	2	1	3	24	46	-	-	-	-	-	-
2004	Buffalo	15	2	2	4	40	56	3	0	1	1	11	4
2005	Buffalo	16	3	1	4	37	60	1	0	0	0	1	4
2006	Buffalo	11	5	1	6	42	45	3	1	2	3	8	25
2007	Buffalo	14	0	8	8	40	29	2	0	0	0	6	2
2008	Buffalo	14	7	2	9	57	58	3	4	0	4	16	2
2009	Buffalo	13	5	7	12	47	23	2	0	1	1	8	4
2010	Buffalo	16	4	4	8	67	48	1	0	1	1	6	2
2011	Buffalo	-	-	-	-	-	-	-	-	-	-	-	-
NLL Totals		106	28	26	54	354	365	15	5	5	10	56	43
Buffalo Totals		106	28	26	54	354	365	15	5	5	10	56	43

BUFFALO BANDITS

MARK STEENHUIS *Transition*Born on **December 3, 1980** in **St. Catharines, Ontario**Height: **5 ft. 9 in.**Weight: **185 lbs.**Shoots: **Right**Acquired: *From Columbus in exchange for goaltender Ken Montour in 2002.*

2011: Recorded 300th career assist in five-point performance (2+3) at Minnesota (3/27)... Recorded seven points (2+5) vs. Boston (3/12)... Recorded eight points (2+6) at Philadelphia (2/12)... Scored a goal and two assists at Philadelphia (1/15); named NLL Transition Player of the Week... **Playoffs:** Scored four points (2+2) and recovered five loose balls vs. Boston (4/30)... Recorded three assists vs. Toronto (5/7).

Career Highlights: **2010:** Led Bandits with career-high 54 assists... Also led Bandits in goals (36) and points (90)... Set franchise record for shots in a season (238)... Tied for fourth in NLL with team-leading 11 power play goals... Recorded season highs in goals (6), points (10), shots (24) and shots on goal (17) in win vs. Orlando (3/6)... Scored game-winning goal vs. Boston (4/24) in nine-point performance (1+8)... Ranked second in the league in both shots and shots on goal (175)... **Playoffs:** Scored six points (2+4) in one game... Tied for team lead in assists (4) and shots (13)... **2009:** Set career highs in goals (51 - tied franchise record), assists (50), points (101) and shots (186)... Posted team highs in assists (50), points (101) and shots (186)... Set NLL record for most assists (13) and points (17) in a game vs. Toronto (2/14)... Scored a team-record eight goals in a 17-16 win at Toronto (Feb. 20)... Named MVP of All-Star game (second time in his career), scoring 13 points (7+6)... Picked up a season-high 16 loose balls vs. New York (3/28)... **Playoffs:** Scored six points (4+2) in two games... Registered all four goals vs. Boston (5/2)... **2008:** Missed one game due to injury (ankle)... Named NLL Edge Championship Game MVP after scoring five goals and adding one assist... NLL Transition Player of the Year after leading all transition players in goals (34) and overall points (75)... Named to NLL All-Pro team... Four-time NLL Transition Player of the Week... Tied a career high with 34 goals... Set a new career high with 41 assists and 75 points... Finished second on the Bandits in points and first in goal scoring... Tied for team lead with 121 loose balls... Had 11 games with five or more points... Had a season-high 10 points (4+6) vs. Philadelphia (3/1)... Scored four goals on three occasions; 1/26 at Philadelphia, 3/1 vs. Philadelphia and 4/19 vs. Chicago... **Playoffs:** Set franchise record with seven goals in East Division Championship game against New York... **2007:** Named MVP of All-Star game after scoring six goals and adding one assist... Four-time NLL Transition player of the Week... Recorded a hat trick or better five times... Scored a season-high five goals and added an assist in season debut vs. New York (1/12)... Picked up 10 loose balls in addition to recording seven points (4+3) vs. Minnesota (1/20)... Finished season third on team with 108 loose balls... **Playoffs:** Had an assist and six loose balls vs. Minnesota (4/22)... Finished with two goals and seven loose balls at Rochester (4/27)... **2006:** Appeared in 15 games and led the team with 34 goals... Ranked second on the team with 57 points... Picked up a career-high 144 loose balls... Led the team with three game-winning goals... Recorded nine points (5+4) in season opener at Toronto (1/13)... Recorded five points (1+4) vs. Rochester (1/28)... Notched a hat trick and added an assist vs. Philadelphia (2/11)... Tied a franchise single-game record by scoring seven goals in a win over Rochester (3/25)... Had three goals and an assist vs. San Jose (3/31)... Had four points (2+2) at Arizona (4/1)... **Playoffs:** Scored three goals and five assists in three playoff games... Had two goals, including the game-winner, in 11-10 first round win over Minnesota... Recorded two goals and two assists vs. Rochester in semi-finals... **2005:** Eastern Division All-Star alternate... Won Fastest Man Competition at All-Star game in Calgary... Named Player of the Week (week 10)... Recorded three goals and an assist at Minnesota (1/21)... Scored four goals and two assists vs. Philadelphia (1/29)... Had seven points (4+3) vs. Anaheim (2/11)... Had eight four-point or better games on the season... Scored six points (3+3) at Toronto (3/4)... Recorded five points (3+2) at Minnesota (3/11)... Scored five points (3+2) vs. San Jose (4/16)... **Playoffs:** Led the Bandits with five goals vs. Rochester (4/23)... **2004:** Eastern Division All-Star alternate... Named Game MVP of the 2004 All-Star Game (2/22) after totaling seven points (6-1)... Scored team-best three game-winning goals to tie single-season franchise record... Scored five points (2+3), including the game-winning goal at Anaheim (1/18)... Had five points (3+2) at Rochester (2/28)... Recorded seven points (3+4) against Philadelphia (4/4)... **Playoffs:** Tied John Tavares and Ted Dowling for second in Champion's Cup playoff goals (7), trailing only Jonas Derks (9)... Tied for seventh in playoff points (11)... Totaled five goals against Rochester in the first round (4/17)... Added a



BUFFALO BANDITS

STEENHUIS

9

goal and two assists in semi-finals at Toronto (4/25)... Scored a goal and recorded two assists in Champion's Cup at Calgary (5/7)... **2003:** Scored twice in Bandits debut vs. Colorado (1/11)... Finished season with 16 goals and 17 assists... Scored a season-high four goals and added two assists vs. Calgary (1/25)... Picked up five points (2+3) vs. New York (2/16)... Had a pair of goals and assists vs. Rochester (3/7)... **Playoffs:** Had a goal and an assist vs. Calgary (4/19)... **2002:** Scored 11 goals and 19 assists and picked up 85 loose balls in 12 games as a rookie with Columbus... Ranked third on team with six power play goals.

CAREER STATS

Year	Team	Regular Season						Playoffs					
		GP	G	A	P	LB	PIM	GP	G	A	P	LB	PIM
2002	Columbus	12	11	19	30	85	11	-	-	-	-	-	-
2003	Buffalo	15	16	17	33	128	35	2	1	1	2	24	2
2004	Buffalo	16	27	17	44	129	20	3	7	4	11	36	2
2005	Buffalo	16	34	28	62	141	23	1	5	1	6	0	0
2006	Buffalo	15	34	23	57	144	19	3	5	3	8	17	0
2007	Buffalo	15	25	24	49	108	4	2	2	1	3	13	2
2008	Buffalo	15	34	41	75	121	35	3	12	5	17	23	6
2009	Buffalo	16	51	50	101	117	24	2	4	2	6	6	2
2010	Buffalo	16	36	54	90	99	27	1	2	4	6	4	0
2011	Buffalo	16	22	39	61	82	18	2	2	5	7	7	2
NLL Totals		152	290	312	602	1154	216	19	40	26	66	130	16
Buffalo Totals		140	279	293	572	1069	205	19	40	26	66	130	16



BUFFALO BANDITS

KYLE SWEENEY *Transition*Born on **April 5, 1981** in **Philadelphia, Pennsylvania**Height: **6 ft. 2 in.**Weight: **195 lbs.**Shoots: **Right**

77

Acquired: *Signed as a free agent on November 30, 2011.*

2011: Eight points (1+7) and 24 loose balls in six games with Edmonton after being released by Philadelphia, where he had two points (2+0) and 43 loose balls in nine games.

Career Highlights: **2010:** 10 points (4+6) and 90 loose balls in 15 games played with Philadelphia... **2009:** Named to the 2009 NLL All-Star Game... Career-highs in goals (7) and loose balls (130)... Matched career-high with 25 points (7+18) in 16 games... **2008:** Career-high 20 assists... 25 points (5+20) and 127 loose balls in 16 games... **Playoffs:** Assist, three loose balls in one game played... **2007:** 11 points (4+7) and 85 loose balls in 16 games... Named to Team USA for the 2007 World Indoor Lacrosse Championships... **2006:** 13 points (4+9) and 91 loose balls in 15 games... **2005:** Seven points (1+6), 53 loose balls and career-high 11 penalty minutes in 12 games as a rookie... Drafted by Philadelphia out of Georgetown University in the eighth round (83rd overall) of the 2003 NLL Entry Draft.

CAREER STATS*Regular Season**Playoffs*

Year	Team	GP	G	A	P	LB	PIM	GP	G	A	P	LB	PIM
2005	Philadelphia	12	1	6	7	53	11	-	-	-	-	-	-
2006	Philadelphia	15	4	9	13	91	8	-	-	-	-	-	-
2007	Philadelphia	16	4	7	11	85	6	-	-	-	-	-	-
2008	Philadelphia	16	5	20	25	127	4	1	0	1	1	3	0
2009	Philadelphia	16	7	18	25	130	6	-	-	-	-	-	-
2010	Philadelphia	15	4	6	10	90	4	-	-	-	-	-	-
2011	Philadelphia	9	2	0	2	43	0	-	-	-	-	-	-
	Edmonton	6	1	7	8	24	2	-	-	-	-	-	-
NLL Totals		105	28	73	101	643	43	1	0	1	1	3	0

BUFFALO BANDITS

JOHN TAVARES *Forward*Born on **September 4, 1968** in **Mississauga, Ontario**Height: **5 ft. 10 in.**Weight: **189 lbs.**Shoots: **Left**Acquired: *From the Detroit Turbos in exchange for Brian Nikula, October 1991.*

11

2011: Named NLL Second Team All-Pro; 18th career All-Pro selection... Recorded 2,000th career loose ball in six-point performance (2+4) vs. Rochester (4/23)... Led team with six points (2+4) at Toronto (4/8)... Led Bandits with six points (1+5) vs. Washington (4/2)... Named NLL Offensive Player of the Week after a six-point (4+2), six-loose ball performance vs. Boston (3/12)... Recorded 800th career assist vs. Rochester (3/6)... Scored 1,500th career point vs. Philadelphia (2/19)... Earned NLL Overall and Offensive Player of the Week honors with a season-high nine points (5+4) at Philadelphia (2/12), including 700th career goal; most goals/points since Apr. 4, 2009... Scored a team-high eight points (2+6) vs. Minnesota (2/4)... **Playoffs:** Led all Bandits with seven points (3+4), including game-winning goal vs. BOS (4/30).

Career Highlights: 2010: Missed six games with a leg injury... Recorded 10 multi-point games... Recorded at least one assist in each of 10 games played... Scored game-winning goal in consecutive contests (at Toronto 3/12 and at Boston 3/13)... Scored season-high seven points twice: 4/10 vs. Toronto (2+5) and 4/24 vs. Boston (3+4)... **Playoffs:** Scored two points (0+2) in one game... Registered 100th career playoff assist at Toronto (5/1)... **2009:** Tied career high and franchise record in goals (51); Tied for first in NLL in goals... Recorded 16 multi-point games... Scored season-high nine-points (6+3) night at Boston (4/4)... Had identical seven-point nights (4+3) in three consecutive games (2/28-3/21)... 10th straight season with at least 80 points (94)... Appeared in sixth straight All-Star game... Scored at least five points in 13 of 16 regular season games... **Playoffs:** Scored eight points (2+6) in Buffalo's two playoff games; also picked up 10 loose balls... **2008:** Became NLL all-time leading goal scorer with 597 goals vs. New York (1/19)... Scored 600th career goal vs. Minnesota (3/8)... Recorded 700th career assist at Chicago (4/19)... First-Team NLL All-Pro... Led Bandits in scoring with 87 points (29+58)... First season with fewer than 30 goals since 1995... Ninth straight season with at least 80 points... Recorded 16 multi-point games... Appeared in fifth straight NLL All-Star Game and recorded three points (1+2)... Recorded a season-high nine points (2+7) at Calgary (2/8)... Had five games with seven points or more: (2+5) vs. Rochester (1/11), (2+5) at Philadelphia (1/26), (2+7) at Calgary (2/8), (2+6) vs. Philadelphia (3/1), (4+4) vs. Portland (4/26)... **Playoffs:** Led Bandits in playoff scoring with 19 points (5+14)... Led Bandits with 14 playoff assists... Scored 12 points (2+10) in second-round victory over New York (5/10)... Recorded four points (2+2) in NLL Championship game against Portland (5/17)... **2007:** Became first player in NLL history to reach 600 assists in 13-point performance (3+10) vs. Minnesota (1/20)... Named NLL Offensive Player of the Week four times (weeks 4, 7, 10 and 13)... Named NLL Overall player of the week three times (weeks 7, 10 and 13)... Became all-time leading scorer in NLL All-Star Game history after picking up four goals... Scored 12 points or more four times: (3+10) vs. Minnesota (1/20), (7+6) vs. Colorado (3/24), (2+10) at Arizona (4/7) and (2+10) vs. Rochester (4/13)... Scored a team-high seven points (2+5) at Portland (12/30)... Led team with eight points (4+4), including game winner at Chicago (2/11)... Picked up eight points (3+5) at Philadelphia (2/17)... Finished with seven points (4+3) vs. Philadelphia (2/24)... Had team-high nine points (5+4) at Minnesota (3/4)... **Playoffs:** Finished with 10 points (5+5) in two games... **2006:** Played in all 16 games while leading Buffalo with 85 points (32+53), his lowest scoring season since 2000... Became the NLL all-time leading scorer on March 4, 2006 with an assist on a Mark Steenhuis goal... Held without a goal once during the season (vs. Minnesota 3/4)... Scored a season-high nine points (2+7) vs. Portland... Scored eight points (4+4) at Philadelphia (4/14)... Scored three goals or better twice on the season: at Toronto (1/13) and at Rochester (1/28)... Had two goals and three assists at Philadelphia (2/11)... Scored a goal and five assists vs. Minnesota (2/18)... Tallied six points or better in three-straight weeks: at Rochester (3/18), at Minnesota (3/24) and at Arizona (3/24)... **Playoffs:** Finished with 11 points (7+4) in three games... Had three goals and three assists in opening round win over Minnesota (4/23)... Scored three goals and an assist in semi-finals vs. Rochester (4/29)... Scored a goal in Champion's Cup game loss (5/13)... **2005:** Named Player of the Month for January and March... Selected as Player of the Week three times: 2/2, 2/19 and 3/18... Named Offensive Player of the Week two times: 2/2 and 3/18... Named an Eastern Division All-Star starter and alternate captain (2/10)... Led all players with four points

BUFFALO BANDITS

TAVARES

11



(3+1), including the overtime game-winning goal at the 2005 NLL All-Star Game... Recorded his 1,000th career point (assist) at Rochester (2/19)... Scored 500th goal of his career on Minnesota goaltender Matt Disher; goal was part of a 10-point (5+5) game... Broke 100 points for the third time in his career while picking up his 100th career hat trick as part of a five-point (3+2) game vs. San Jose (4/16)... Scored a season-high 11 points (2+9) vs. Anaheim (2/11)... Had hat tricks in three consecutive games: at Colorado (1/22), at Philadelphia (1/28) and vs. Philadelphia (1/29)... Scored 12 points over the course of two games: four (3+1) vs. Minnesota (3/18) and eight (3+5) at Rochester (3/19)... **Playoffs:** Scored two goals and three assists against Rochester (4/23)... **2004:** Named NLL Player of the Month for February... Week Six NLL Player of the Week... Named a starter and captain for Eastern Division All-Star team... Scored four points (3+1) in NLL All-Star game... Won Rapid Fire Contest in NLL All-Star Skills Competition... Recorded 900th point of his career with a goal in a six point (3+3) game vs. Anaheim (2/14)... Scored eight points on two occasions: 1/31 at Philadelphia (4+4) and 4/4 vs. Philadelphia (3+5)... Scored six points (3+3) vs. Philadelphia (1/10)... Led Bandits with seven points (3+4) at Vancouver (1/16)... Scored five goals for the second time and added an assist at Anaheim (1/18)... Scored six points (2+4) at Toronto (2/13)... Recorded three goals and three assists vs. Philadelphia (2/21)... Scored five goals and added one assist at Rochester (2/28)... Scored five points or better in four straight games: 3/5 vs. Toronto (3+3), 3/31 vs. Arizona (3+3), 3/20 at Rochester (3+2) and 3/26 at Toronto (2+3)... **Playoffs:** Led league in assists (13) and points (20), tied for second in goals (7) and was tied for third in shots (33)... Netted two goals and added three assists in first round against Rochester (4/17)... Had a total of nine points (2+7) against Toronto (4/25)... Scored three goals and had three assists against Calgary in Champion's Cup (5/7)... **2003:** Scored more than 100 points for second time in his career with 107 (49+58)... Recorded five goals in a game four times... Scored 10 points in back-to-back games vs. Calgary (1/25) and Columbus (2/1)... Scored nine points (5+4) vs. Colorado (1/11)... Registered eight points (4-4) at New Jersey (1/19)... Logged eight points (5+3) against Toronto (1/24)... Set a season high with seven assists in a nine point (2+7) game at Albany (2/15)... Failed to score a goal for the first time in 20 consecutive games against Rochester (3/7)... Scored seven points (2+5) at Philadelphia (3/15)... Registered six points (3+3) vs. Ottawa (3/21)... Scored seven points (5+2) at New Jersey (4/5)... Registered six points (4+2) at Calgary (4/11)... **Playoffs:** Led Bandits and tied for second among all playoff scorers with 13 points (5+8) in two playoff games... Finished with nine points (4+5) after first-round victory over Calgary (4/19)... Scored four points (1+3) at Rochester (4/26)... **2002:** Named NLL Player of the Week twice... Recorded 700th career point with an assist at Montreal (2/1), finishing game with four points (2+2)... Eclipsed 10 points in a game twice: 13 points (3+10) at Washington (3/23) and 10 points (5+5) vs. Philadelphia (2/22)... Scored twice on the power play and added four assists vs. Vancouver (1/26)... Had five goals, including the game-winner, and two assists at Calgary (1/18)... Had eight points (4+4) at New York (12/16)... Scored three goals and three assists vs. Montreal (12/1)... Netted six points (3+3) vs. Washington (11/24)... Played for Team Canada in the World Championships, notching 10 goals and two assists in six games... **2001:** Received second-straight and third-career NLL MVP award... Selected NLL Player of the Month for February... Selected NLL Player of the Week ending 1/7... Set all-time Bandits single-season record in goals (51), assists (64) and points (115)... Became first player in NLL history to score over 100 points in a season... Recorded 100th point of season in his fourth 10-point game of the season at Albany (3/30)... Broke Bandits' single-season points and assists records with a two-goal, five-assist game vs. Albany (3/17)... Scored 10 points or better on four occasions: 1/20 vs. Philadelphia (1+9); 2/3 vs. Ottawa (4+8); 2/10 vs. Washington (4+8); 2/16 vs. Ottawa (4+6)... Broke 300-career-goal mark with a four-goal, five-assist night vs. Toronto (1/27)... Tied Bandits' single-game record with seven goals vs. Columbus (1/6)... **2000:** Named NLL MVP... Named NLL All-Pro... Selected as NLL Player of the Month for February... Scored 250th goal vs. Toronto (1/8)... Led team with 83 points (34+49), 12 power play goals and three game-winning goals... Led league in assists, game-winning goals and power-play points (35)... Netted 10 points (4+6) vs. Syracuse (1/29)... Tallied three or more points in all 12 games... **1999:** Scored 33 goals to extend streak of four straight seasons with over 30 goals... 67 points marked fourth straight season with over 50 points... **1998:** Finished season with 31 goals and 25 assists... Third straight season with over 50 points... Did not lead the Bandits in scoring for the first time since 1992... **1997:** Had three or more goals in seven of 10 regular-season games... Finished second in league scoring with 37 goals and 29 assists... Selected as MILL First Team All-Pro and MILL Player of the Week for 2/14... **1996:** Eclipsed the 40-goal mark for the first time in his career... Set a career high with 81 points, 40 assists and 41 goals... Collected 100 loose balls for the first time in his career... Recorded 11 playoff points as the Bandits won their third NLL Championship... **1995:** Scored 100th career goal vs. Rochester (2/25)... **1994:** Named

BUFFALO BANDITS

TAVARES

11

MILL MVP and MILL First Team All Pro... Played for Canada on the 1994 Men's National Team... Scored 14 playoff points (6+8) in helping the Bandits win their second championship... **1993**: First Bandit to record 100 career points (3/20)... Set career highs in goals (35), assists (23), points (58) and loose balls (93)... **1992**: Scored the game-winning overtime goal to secure Buffalo's first franchise championship.

TALE OF TAPE

All-time NLL leader in points (1,547)... All-time NLL leader in goals (724)... All-time NLL leader in assists (823)... Has led the Bandits in scoring every season in franchise history except the 1992, 1998, 2009 and 2010 seasons... Franchise leader in every major offensive category: games played (252), goals (724), assists (823), points (1,547), and loose balls (2,000)... Bandits' single-season record holder in points (115; 2001), goals (51; 2001, 2009) and assists (64; 2001)... Nine-time NLL All-Star (NLL record)... 18-time NLL All-Pro selection.

CAREER STATS

Year	Team	Regular Season						Playoffs					
		GP	G	A	P	LB	PIM	GP	G	A	P	LB	PIM
1992	Buffalo	8	21	22	43	66	26	3	12	12	24	29	8
1993	Buffalo	8	35	23	58	93	28	2	4	3	7	6	2
1994	Buffalo	8	27	20	47	74	14	2	6	8	14	19	9
1995	Buffalo	8	24	21	45	66	21	1	2	1	3	6	0
1996	Buffalo	10	41	40	81	102	4	2	4	7	11	20	2
1997	Buffalo	10	37	29	66	104	18	2	7	9	16	30	0
1998	Buffalo	9	31	25	56	80	8	1	2	5	7	9	0
1999	Buffalo	12	33	34	67	112	35	-	-	-	-	-	-
2000	Buffalo	12	34	49	83	123	10	1	2	1	3	18	0
2001	Buffalo	14	51	64	115	159	14	-	-	-	-	-	-
2002	Buffalo	16	42	46	88	145	12	-	-	-	-	-	-
2003	Buffalo	16	49	58	107	155	25	2	5	8	13	16	0
2004	Buffalo	16	49	44	93	118	25	3	7	13	20	21	4
2005	Buffalo	16	43	59	102	123	9	1	2	3	5	0	0
2006	Buffalo	16	32	53	85	95	12	3	3	7	10	13	0
2007	Buffalo	15	42	61	103	77	6	2	5	5	10	12	2
2008	Buffalo	16	29	58	87	91	18	3	5	14	19	22	0
2009	Buffalo	16	51	43	94	98	6	2	2	6	8	10	0
2010	Buffalo	10	21	28	49	57	22	1	0	2	2	5	0
2011	Buffalo	16	32	46	78	59	10	1	3	4	7	3	0
NLL Totals		252	724	823	1547	2000	323	32	75	105	180	239	27
Buffalo Totals		252	724	823	1547	2000	323	32	75	105	180	239	27

CAREER MILESTONES *Goals*

Number	Date	Goal
No. 1	Jan. 4, 1992	Against New York's Sal LoCascio in 1st career game.
No. 100	Feb. 25, 1995	Against Rochester's Steve Dietrich in 30th career game.
No. 200	March 7, 1998	Against Baltimore's Derek Collins in 58th career game.
No. 250	Jan. 8, 2000	Against Toronto's Bob Watson in 74th career game.
No. 300	Jan. 27, 2001	Against Toronto's Bob Watson in 89th career game.
No. 400	Feb. 1, 2003	Against Columbus' Mike Miron in 121st career game.
No. 500	March 11, 2005	Against Minnesota's Matt Disher in 157th career game.
No. 600	March 8, 2008	Against Minnesota's Nick Patterson in 205th career game.
No. 700	February 12, 2011	Against Philadelphia's Brandon Miller in 242nd career game.

BUFFALO BANDITS

TAVARES

11



CAREER MILESTONES *Assists*

Number	Date	Assist
No. 1	Jan. 4, 1992	On goal by Darris Kilgour against New York in 1st career game.
No. 100	Feb. 10, 1996	On goal by Robert Henry against Rochester in 36th career game.
No. 200	Feb. 27, 1999	On goal by Chris Panos against Baltimore in 68th career game.
No. 250	March 18, 2000	On goal by Chris Prat against Rochester in 81st career game.
No. 300	Feb. 10, 2001	On goal by Derek Malawsky against Washington in 91st career game.
No. 400	Feb. 15, 2003	On goal by Mike Accursi against Albany in 123rd career game.
No. 500	Feb. 11, 2005	On goal by Daniel Teat against Anaheim in 153rd career game.
No. 600	Jan. 20, 2007	On goal by Delby Powless against Minnesota in 183rd career game.
No. 700	April 19, 2008	On goal by Cory Bomberry against Chicago in 209th career game.
No. 800	March 5, 2011	On goal by Brett Bucktooth against Chicago in 244th career game.

CAREER MILESTONES *Points*

Number	Date	Point
No. 1	Jan. 4, 1992	On assist to Darris Kilgour against New York in 1st career game.
No. 100	March 20, 1993	On goal against Detroit's Paul Mootz in 16th career game.
No. 200	Jan. 20, 1996	On goal against Baltimore's J.J. Pearl in 34th career game.
No. 300	Feb. 7, 1997	On assist to Darris Kilgour against Baltimore in 46th career game.
No. 400	Jan. 8, 1999	On goal against Philadelphia's Dallas Eliuk in 62nd career game.
No. 500	Feb. 18, 2000	On goal against Rochester's Pat O'Toole in 78th career game.
No. 600	Feb. 10, 2001	On goal against Washington's Devin Dalep in 91st career game.
No. 700	Feb. 1, 2002	On assist to Chris Driscoll against Montreal in 107th career game.
No. 800	Feb. 8, 2003	On assist to Mike Accursi against Toronto in 122nd career game.
No. 900	Feb. 14, 2004	On goal against Anaheim's Matt Disher in 139th career game.
No. 1,000	Feb. 19, 2005	On assist to Delby Powless against Rochester in 154th career game.
No. 1,091	Feb. 18, 2006	On assist to Cory Bomberry against Minnesota in 169th career game (tied record).
No. 1,092	March 4, 2006	On assist to Mark Steenhuis against Minnesota in 170th career game (broke record).
No. 1,100	March 18, 2006	On goal against Rochester's Pat O'Toole in 172nd career game.
No. 1,200	March 4, 2007	On goal against Minnesota's Matt Disher in 189th career game.
No. 1,300	March 8, 2008	On goal against Minnesota's Nick Patterson in 204th career game.
No. 1,400	April 4, 2009	On goal against Boston's Anthony Cosmo in 223rd career game.
No. 1,500	February 19, 2011	On assist to Brenden Thenhaus against Philadelphia in 243rd career game.

BUFFALO BANDITS

TAVARES

11

CAREER BREAKDOWN *Regular Season*

Team	GP	G	A	P	PTS/GP	HT
Philadelphia	41	109	142	251	6.12	20
Rochester	38	87	107	194	5.11	13
Toronto (Ontario)	32	80	76	156	4.88	13
Colorado (PIT/WSH/BAL)	23	84	92	176	7.65	19
New York Saints*	16	48	43	91	5.69	8
Minnesota	14	31	58	89	6.36	5
Boston (New England)*	11	38	32	70	6.36	9
Washington (SJ/ALB)	11	27	38	65	5.91	4
Ottawa (Syracuse)*	9	34	48	82	9.11	8
Arizona (Columbus)*	9	33	36	69	7.67	6
Orlando (New York)*	8	16	17	33	4.13	3
Boston Blazers*	7	26	16	42	6.00	6
Detroit*	6	28	19	47	7.83	5
Calgary	6	19	19	38	6.33	3
Anaheim (New Jersey)*	5	19	18	37	7.40	4
Portland*	4	12	19	31	7.75	2
Chicago*	4	9	16	25	6.25	1
Vancouver*	2	5	8	13	6.50	1
Montreal*	2	5	6	11	5.50	1
Pittsburgh Bulls*	2	4	6	10	5.00	1
Charlotte*	1	7	4	11	11.00	1
Edmonton Rush	1	3	3	6	6.00	1
20-Year Totals	252	724	823	1547	6.14	134

CAREER BREAKDOWN *Playoffs*

Team	GP	G	A	P	PTS/GP	HT
Rochester	8	19	22	41	5.13	3
Philadelphia	7	17	20	37	5.28	3
Calgary	2	7	8	15	7.50	2
Detroit*	2	5	10	15	7.50	1
Orlando (New York)*	2	2	12	14	7.00	0
Boston (New England)*	2	6	5	11	5.50	1
Minnesota	2	6	5	11	5.50	2
Toronto (Ontario)	2	2	9	11	5.50	0
Boston Blazers*	2	5	8.00	13	7.50	1
New York Saints*	1	3	4	7	7.00	1
Portland	1	2.00	2	4	4.00	0
Colorado	1	1	0	1	1.00	0
Playoff Totals	32	75	105	180	5.63	14

*Indicates defunct team

ALL-STAR GAMES *Tavares*

Team	G	A	P	HT*	
1999 at Rochester (Canada)	4	1	5	1	
2002 at Uncasville (South)	1	3	4	0	
2004 at Denver (East)	3	1	4	1	
2005 at Calgary (East)	3	1	4	1	
2006 at Toronto (East)	0	1	1	0	
2007 at Portland (East)	4	0	4	1	
2008 at Edmonton (East)	1	2	3	0	
2009 at Colorado (East)	0	4	4	0	
2011 at Verona (East)	2	1	3	0	
All-Star Game totals	(9 GP)	18	14	32	4

*Hat Tricks

BUFFALO BANDITS

BRENDAN THENHAUS *Forward*Born on **August 5, 1986** in **Winnipeg, Manitoba**Height: **6 ft. 1 in.**Weight: **220 lbs.**Shoots: **Right****10**

Acquired: *From Boston in exchange for Buffalo's first round pick in the Orlando Titans' dispersal draft on August 6, 2010.*

2011: Notched four points (3+1) vs. Rochester (4/23)... Scored a hat trick vs. Washington (4/2)... Scored game-winning goal at Minnesota (3/27)... Recorded four points (1+3) and two loose balls vs. Boston (3/12)... Recorded five points (1+4) vs. Minnesota (2/4)... Scored two goals vs. Toronto (1/22)... Scored a goal and two assists at Philadelphia (1/15)... Playoffs: Picked up two assists and 13 loose balls in two playoff games.

Career Highlights: 2010: Played in 11 games for Boston, scoring 35 points (17+18) and collecting 45 loose balls... Scored five power play goals... Scored at least one point in every game... Recorded seven points (3+4) vs. Washington (2/27)... Scored 100th career NLL point (assist) in four-point game (2+2) at Edmonton (3/20)...


2009: Played first full NLL season... Registered career bests in goals (27), assists (26), points (53) and loose balls (67)... Scored career-best nine power play goals... Notched career-high eight points (4+4) at New York (1/10)... Scored first career game-winning goal vs. Rochester (4/11)... Scored second career short-handed goal at Buffalo (4/18)... **Playoffs:** Scored four points (3+1) in first career NLL playoff game at Buffalo (5/2)...

2008: Split season between Edmonton and Philadelphia... Appeared in career-high 10 games... Set career highs in goals (3), assists (7), points (10), penalty minutes (10) and loose balls (41)... **2007:** Appeared in first career NLL game at Chicago (2/11), tallying his first NLL point (assist)... Scored first career short-handed goal in his first multi-point game (1+1) at Philadelphia (2/17).

CAREER STATS*Regular Season**Playoffs*

Year	Team	GP	G	A	P	LB	PIM	GP	G	A	P	LB	PIM
2007	Buffalo	4	2	2	4	12	8	-	-	-	-	-	-
2008	Edmonton	7	2	6	8	28	10	-	-	-	-	-	-
	Philadelphia	3	1	1	2	13	0	-	-	-	-	-	-
2009	Boston	16	27	26	53	67	6	1	3	1	4	2	0
2010	Boston	11	17	18	35	45	15	-	-	-	-	-	-
2011	Buffalo	16	17	18	35	42	8	2	0	2	2	13	0
NLL Totals		57	66	71	137	207	47	3	3	3	6	15	0
Buffalo Totals		20	19	20	39	54	16	2	0	2	2	13	0

BUFFALO BANDITS

JEREMY THOMPSON *Forward*

Born on **January 3, 1987** in **Nedrow, New York**
 Height: **5 ft. 11 in.** Weight: **195 lbs.** Shoots: **Right**

74

Acquired: *Buffalo's second-round selection (9th overall) in the 2011 NLL Entry Draft.*

Career Highlights: Played two seasons for Syracuse University where he amassed 53 points (33+20) and 83 ground (loose) balls in 32 games, earning All-American honors in both seasons... The Onondaga Nation member previously spent two years with junior college powerhouse Onondaga Community College (OCC), helping the team go undefeated (31-0) en route to two NJCAA championships.

CAREER STATS		Regular Season						Playoffs					
Year	Team	GP	G	A	P	LB	PIM	GP	G	A	P	LB	PIM
2010	Syracuse	15	15	8	23	46	-	-	-	-	-	-	-
2011	Syracuse	17	18	12	30	37	-	-	-	-	-	-	-
Totals		32	33	20	53	83	-	-	-	-	-	-	-

BUFFALO BANDITS

MIKE THOMPSON *Goaltender*



Born on **June 16, 1977** in **Akwesasne, Ontario**

Height: **5 ft. 10 in.**

Weight: **240 lbs.**

Shoots: **Left**

66

Acquired: *Signed as a free agent in 2006.*

2011: Named NLL Defensive Player of the Week for Week 14... Stopped 39 of 48 shots at Minnesota (3/27)... Stopped 40 of 50 shots vs. Boston (3/12)... Named NLL Overall Player of the Week for Week 9 after getting his career-best sixth win of the season at Boston (3/6); stopped 27 of 35 shots, allowing only eight goals for the second consecutive game... Made 40 saves on 48 shots vs. Rochester (3/5)... Stopped 43 of 50 shots at Philadelphia (2/12)... Stopped 39 of 45 shots, playing 33:44 without allowing a goal at PHI (1/15)... **Playoffs:** Stopped 42 of 52 shots vs. BOS (4/30).

Career Highlights: 2010: Started the season on IR... Appeared in 11 games... Played 387 minutes... Posted a 5-1 record... Established new career bests with 9.92 GAA and .809 save percentage... Save percentage ranked second in the league, just .001 behind Orlando's Matt Vinc... Allowed only 64 goals on 335 shots... Named NLL Defensive Player of the Week for Week 16 of the regular season. **Playoffs:** Made 29 saves against Toronto (5/1)... **2009:** Posted a 2-3 record... Appeared in all 16 games... **Playoffs:** Appeared in both playoff contests... Posted a 3.85 GAA... **2008:** Games missed due to injury: two (concussion)... Finished season with career-best 11.81 GAA... Earned first win in first complete game of season against Rochester (1/12)... Won back-to-back games after defeating Rochester (1/12) and New York (1/19)... Earned win in first complete game back from injury with 45 saves against Colorado (4/5)... **Playoffs:** Finished 2-0 with a 12.50 GAA and 85 saves... Made 39 saves in NLL Championship game (5/17)... **2007:** Established career highs in games played (16), minutes played (511), wins (5) and a career best GAA (12.08)... Stopped 40 of 51 shots in Bandits debut at Portland (12/30)... Earned his first career win against New York after making 51 saves on 65 shots (1/12)... Finished with 34 saves in win over Minnesota (1/20)... DNP at Toronto (2/03)... DNP against Philadelphia (2/17 and 2/24)... Relieved Steve Dietrich in fourth quarter and stopped nine of 11 shots to register win at Minnesota (3/04)... Made 40 saves in 11-8 win at New York (3/17)... Picked up fifth win of season in 15-10 win with 28 saves vs. Chicago (3/31)... Came in and stopped 45 of 57 shots faced in loss vs. Rochester (4/13)... Stopped 21 of 33 shots faced in loss at Rochester (4/14)... **Playoffs:** Had assist while stopping 38 of 45 shots in win vs. Minnesota (4/22)... **2001:** Played eight games for Ottawa of the NLL.

CAREER STATS

Year	Team	Regular Season					Playoffs				
		GP	MIN	W-L	GA	GAA	GP	MIN	W-L	GA	GAA
2001	Ottawa	8	38:00	0-0	21	32.50	-	-	-	-	-
2007	Buffalo	16	511:39	5-4	103	12.08	2	119:36	1-1	21	10.54
2008	Buffalo	14	421:36	5-1	83	11.81	3	120:00	2-0	25	12.50
2009	Buffalo	16	314:00	2-3	66	12.62	2	16:00	0-0	1	3.85
2010	Buffalo	11	387:00	5-1	64	9.92	1	55:00	0-1	13	14.17
2011	Buffalo	16	763:13	10-3	123	9.67	2	77:12	1-0	16	12.44
NLL Totals		81	2435:28	27-12	460	11.33	10	387:48	4-2	76	11.77
Buffalo Totals		73	2397:28	27-12	439	10.99	10	387:48	4-2	76	11.77

BUFFALO BANDITS

JAY THORIMBERT *Transition*

75

Born on **July 6, 1986** in **Whitby, Ontario**Height: **6 ft. 0 in.**Weight: **200 lbs.**Shoots: **Right**

Acquired: *From Minnesota in exchange for a second-round selection in the 2011 NLL Entry Draft and a first-round selection in the 2012 NLL Entry Draft on August 23, 2010.*

2011: Missed final game of season vs. Rochester due to injury (4/23)... Picked up 300th career loose ball vs. Washington (4/2)... Recorded an assist and a team-high eight loose balls at Minnesota (3/27)... Picked up seven loose balls and went 7-for-14 on the draw vs. Boston (3/12)... Notched three points (1+2) and 12 loose balls while going 16-for-24 on the faceoff in back-to-back games vs. Rochester and at Boston (3/5-3/6)... Did not dress vs. Philadelphia (2/19)... Recovered nine loose balls and went 10-for-15 on the faceoff at Toronto (1/29)... **Playoffs:** Recovered five loose balls and went 17-for-37 in two playoff games.

Career Highlights: 2010: Ranked third in NLL, winning 180 of 409 faceoffs... Ranked fourth in NLL with career-high 152 loose balls collected... Scored career-high eight goals and 14 points (8+6)... Named NLL Transition Player of the Week for Week 5 after recording three unassisted goals and a team-high 13 loose balls... Recorded career-best 17 loose balls vs. Edmonton (4/3)... Scored a hat trick vs. Washington (2/13)...

Playoffs: Played in one game, notching an assist, 11 loose balls and two penalty minutes... Won 16 of 28 faceoffs... **2009:** Made NLL debut at New York (1/10), recording one assist and five loose balls... Registered first career multi-point game (1+2) at Philadelphia (1/23), including first career shorthanded goal... Scored in six consecutive games from 2/7-3/14 (3+3)... **Playoffs:** Appeared in first career NLL playoff game at Buffalo (5/2), collecting five loose balls.

CAREER STATS

Regular Season

Playoffs

Year	Team	GP	G	A	P	LB	PIM	GP	G	A	P	LB	PIM
2009	Boston	15	5	7	12	84	0	1	0	0	0	5	0
2010	Minnesota	15	8	6	14	152	9	1	0	1	1	11	2
2011	Buffalo	14	1	5	6	81	0	2	0	0	0	5	0
NLL Totals		44	14	18	32	317	9	4	0	1	1	21	2
Buffalo Totals		14	1	5	6	81	0	2	0	0	0	5	0

BUFFALO BANDITS

ROGER VYSE *Forward*Born on **October 31, 1981** in **Six Nations, Ontario**Height: **5 ft. 10 in.**Weight: **215 lbs.**Shoots: **Left**Acquired: *Buffalo's first-round selection (12th overall) in the 2005 NLL Entry Draft.*

2011: Scored three goals and recovered four loose balls vs. Boston (4/16)... Recorded five points (2+3) vs. Rochester (3/5)... Picked up four points (1+3) and 10 loose balls at Philadelphia (2/12)... Recorded five points (1+4) vs. Minnesota (2/4); won first career faceoff... Led Bandits with six points (2+4), including two power play goals at Calgary (1/8); also recovered seven loose balls. **Playoffs:** Scored a team-high four goals and added two assists to earn MVP vs. Boston (4/30)... Scored a hat trick vs. Toronto (5/7).

Career Highlights: 2010: Missed two games with an ankle injury... Posted two five-point games (2/27, 1+4; 4/24, 3+2)... Recorded two four-point games (1/16, 1+3; 2/6, 1+3)... Registered six multi-point games... Was Buffalo's fifth-leading scorer with 27 points (9+18). **Playoffs:** Posted four points (1+3) and collected three loose balls in Buffalo's quarterfinal loss to Toronto (5/1)... **2009:** Scored 46 points (27+19) in 15 regular season games... Posted new career highs in goals (27) and loose balls (57)... Was Buffalo's fifth-leading scorer with 46 points (27+19)... **Playoffs:** Recorded one assist and four loose balls in two games... **2008:** Set new career highs in goals (21), assists (27), points (48), loose balls (48) and penalty minutes (4)... Registered 10 multi-point games... Had five games with five points or more: 4-1 at Rochester (1/12), 0-5 vs. New York (1/19), 3-4 vs. Minnesota (2/16), 1-4 at Chicago (2/24), 3-3 vs. Philadelphia (3/1)... Recorded seven points (3+4) vs. Minnesota (2/16), (season and career high)... Recorded season-high seven-game point streak beginning at Toronto (3/15) and ending vs. Colorado (4/5)... **Playoffs:** Set a new career high with 11 assists and 13 points in three playoff games... Recorded five assists in a first-round contest with Philadelphia... Tied a career high with six points (1+5) in the semifinals against New York... Scored two points (1+1) in NLL Championship game... **2007:** Established a career high in games played (12), goals (12), assists (12), points (24) and loose balls (46)... Averaged two points per game... Recorded a season-high four points (2+2) vs. New York (1/12)... Recorded seven multi-point games... Recorded first career hat trick vs. Rochester (4/13)... Finished season with two hat tricks... Had three points (1+2) vs. Minnesota (1/20)... Finished with two points (1+1) vs. Philadelphia (2/24)... Had two goals, one assist and three loose balls vs. Chicago (3/31)... Had hat trick and one loose ball vs. Arizona (4/7)... Had goal and two assists, along with three loose balls at Rochester (4/14)... **Playoffs:** Did not appear in any games for Buffalo... **2006:** Appeared in six games for Buffalo... Finished with 15 points (7+8)... Scored his first career NLL goal in debut against Toronto (3/11)... Had five points (2+3) in win over Rochester (3/18)... Scored two goals against Minnesota (3/24)... Registered a five-point game (2+3) vs. Rochester (3/25)... **Playoffs:** Ranked fourth on the team with nine points (3+6) in three games... Had six points (2+4) in semifinal win.

CAREER STATS*Regular Season**Playoffs*

Year	Team	GP	G	A	P	LB	PIM	GP	G	A	P	LB	PIM
2006	Buffalo	6	7	8	15	26	0	3	3	6	9	9	2
2007	Buffalo	12	12	12	24	46	4	-	-	-	-	-	-
2008	Buffalo	14	21	27	48	48	8	3	2	11	13	17	0
2009	Buffalo	15	27	19	46	57	0	2	0	1	1	4	2
2010	Buffalo	8	9	18	27	31	4	1	1	3	4	3	0
2011	Buffalo	13	16	20	36	49	2	2	7	2	9	4	2
NLL Totals		68	92	104	196	257	18	11	13	23	36	37	6
Buffalo Totals		68	92	104	196	257	18	11	13	23	36	37	6

BUFFALO BANDITS

CHRIS WHITE *Defense*Born on **April 26, 1980** in **Peterborough, Ontario**Height: **6 ft. 0 in.**Weight: **190 lbs.**Shoots: **Right**

6

Acquired: *From San Jose in exchange for Buffalo's first-round selection (from Toronto) in the 2005 NLL Entry Draft on December 3, 2004.*

2011: Established career highs in assists (11), points (11) and loose balls (84)... Became seventh player to play 100 games as a Bandit vs. Rochester (4/23)... Matched personal best with two assists in his fifth career multi-point game and scooped a team-high 10 loose balls vs. Rochester (3/5)... Recovered 400th career loose ball vs. Toronto (1/29)... Recovered 11 loose balls at Philadelphia (1/15)... **Playoffs:** Registered an assist and four loose balls vs. BOS (4/30).

Career Highlights: 2010: Missed two games with a dislocated shoulder... Played in his 100th career NLL game at Rochester (1/9)... Collected his 300th loose ball as a Bandit at Orlando (4/16) ... Established new career high in loose balls (67)... **Playoffs:** Collected seven loose balls and was whistled for one of Buffalo's three penalties at Toronto (5/1)... **2009:** Appeared in all 16 regular season games, posting eight points (0+8)... Established new career high, picking up 66 loose balls... Whistled for 45 penalty minutes... **Playoffs:** Registered one shot in two games... Picked up four loose balls... **2008:** Tied a career high with three goals... First season with a goal in three years... Collected second-highest amount of loose balls (50) in his career... Recorded first goal and first multi-point game (1+1) as a Bandit at Rochester (1/12)... Scored in his second straight game vs. New York (1/19)... Picked up a season-high nine loose balls in season finale against Portland (4/26)... **Playoffs:** Recorded only point of playoffs (assist) in first round against Philadelphia (5/2)... **2007:** Had an assist vs. New York (1/12)... Had one assist, four loose balls, and four penalty minutes vs. Philadelphia (2/24)... Picked up an assist and three loose balls at New York (3/17)... Had an assist vs. Colorado (3/24)... Picked up assist and five loose balls vs. Chicago (3/31)... **Playoffs:** Collected three assists and five loose balls vs. Minnesota (4/22)... Picked up three loose balls and two penalty minutes at Rochester (4/27)... **2006:** Appeared in 16 games and recorded a career-high eight assists... Led Buffalo in penalty minutes with career-high 51... Had two assists and a season-high 14 penalty minutes in a win over Rochester (3/25)... **Playoffs:** Had two assists and 10 penalty minutes in three games... Assisted on Mark Steenhuis' game-winning goal in first-round win over Minnesota... **2005:** Compiled one assist and two penalty minutes vs. Philadelphia (1/29)... Placed on IR due to a wrist injury (2/3) and missed seven games... **Playoffs:** Grabbed five loose balls vs. Rochester (4/23)... **2004:** Set career highs in games played (16), goals (3), assists (3), points (6) and penalty minutes (47) with San Jose... Scored his first goal of the season versus Colorado (1/10)... Recorded a season-high two points (0+2) against Arizona (2/28), while posting two penalty minutes... Netted his second goal of the season and two penalty minutes vs. Calgary (4/3)... Finished the regular season vs. Arizona (4/10) with a goal and two penalty minutes... **Playoffs:** Recorded two assists and collected seven loose balls in San Jose's 15-14 loss to Calgary in the first-round of the playoffs... **2003:** Appeared in 13 games his rookie season, recording two points (1+1) while posting 18 penalty minutes... Collected 27 loose balls... Chosen with Albany's second-round selection (20th overall) in the 2001 NLL Entry Draft.

CAREER STATS

Year	Team	Regular Season						Playoffs					
		GP	G	A	P	LB	PIM	GP	G	A	P	LB	PIM
2003	Albany	13	1	1	2	27	18	-	-	-	-	-	-
2004	San Jose	16	3	3	6	47	43	1	0	2	2	7	0
2005	Buffalo	7	0	1	1	22	19	1	0	0	0	0	2
2006	Buffalo	16	0	8	8	58	51	3	0	2	2	11	10
2007	Buffalo	15	0	5	5	39	43	2	0	3	3	8	6
2008	Buffalo	16	3	4	7	50	46	3	0	1	1	14	2
2009	Buffalo	16	0	8	8	66	45	2	0	0	0	4	2
2010	Buffalo	14	0	6	6	67	13	1	0	0	0	7	2
2011	Buffalo	16	0	11	11	84	14	2	0	1	1	8	6
NLL Totals		129	7	47	54	460	292	15	0	9	9	59	30
Buffalo Totals		100	3	43	46	386	231	14	0	7	7	52	30

BUFFALO BANDITS

LUKE WILES *Forward*



Born on **August 28, 1982** in **Orillia, Ontario**

Height: **5 ft. 11 in.**

Weight: **200 lbs.**

Shoots: **Right**

15

Acquired: *From Washington in exchange for Buffalo's third-round selection (23rd overall) in the 2011 NLL Entry Draft and a second-round pick in the 2012 NLL Entry Draft on July 15, 2011.*

2011: 60 points (29+31) and 56 loose balls in 16 games with Washington... Scored at least one goal in 14 of 16 games... 10 points (5+5) and seven loose balls at Calgary (1/22)... Six points (2+4) vs. Edmonton (2/12) and vs. Colorado (2/18)... Five points (4+1) vs. Calgary (3/13)... Ten points (6+4) in 2011 NLL All-Star Game...

Playoffs: Finished postseason with nine points (2+7) in three games... Five points (1+4) in West Division Final at Calgary (5/7)...

Career Highlights: 2010: 49 points (24+25) and 41 loose balls in 15 games with Washington... Tallied a season-high eight points (3+5) at Orlando (4/10)... Reached 300 career points with a three-point performance (2+1) vs. Edmonton (4/17)...

Playoffs: Seven points (4+3) and 14 loose balls in three games... Four points (3+1) in West Division Final vs. Edmonton (5/8)... **2009:** 69 points (33+36) in 16 games with Toronto... Season-high seven points (3+4) vs. Boston (4/3)...

Played in the 2009 NLL All-Star Series in Australia... **2008:** 54 points (20+34) in 11 games with San Jose... Seven points (4+3) at Calgary (1/12)... Seven points (3+4) at New York (1/31)... Seven points (3+4) at Colorado (3/8)... **2007:** Led San Jose with 82 points (30+52) in 16 games... Seven points (2+5) vs. Portland (3/17)... Ten points (4+6) at Colorado (4/12)...

Playoffs: Eight points (3+5) in two games... Five points (2+3) in West Division Semifinal at Colorado... **2006:** 23 points (10+13) in 10 games with Philadelphia before being traded to the San Jose where he scored 26 points (13+13) in nine games with the Stealth... Finished season with 49 points (23+26) and earned NLL All-Rookie Team honors... Chosen with Philadelphia's first-round selection (4th overall) in the 2005 NLL Entry Draft.

CAREER STATS

Year	Team	Regular Season						Playoffs					
		GP	G	A	P	LB	PIM	GP	G	A	P	LB	PIM
2006	Philadelphia	8	10	13	23	31	11	-	-	-	-	-	-
2006	San Jose	9	13	13	26	37	4	-	-	-	-	-	-
2007	San Jose	16	30	52	82	95	14	2	3	5	8	10	7
2008	San Jose	11	20	34	54	46	6	-	-	-	-	-	-
2009	Toronto	16	33	36	69	76	8	-	-	-	-	-	-
2010	Washington	15	24	25	49	41	11	3	4	3	7	14	-
2011	Washington	16	29	31	60	56	6	3	2	7	9	7	-
NLL Totals		91	159	204	363	382	60	8	9	15	24	31	7

BUFFALO BANDITS

NLL FINAL REGULAR SEASON STANDINGS

EAST DIVISION

Team	W	L	PCT	GF	GA	STK	GB	Home	Away
y Buffalo Bandits	10	6	0.625	169	159	0-2	-	4-4	6-2
x Toronto Rock	10	6	0.625	187	168	0-3	-	7-1	3-5
x Rochester Knighthawks	10	6	0.625	176	159	3-0	-	4-4	6-2
x Boston Blazers	8	8	0.500	166	155	2-0	2.0	4-4	4-4
Philadelphia Wings	5	11	0.312	143	179	0-3	5.0	2-6	3-5

WEST DIVISION

Team	W	L	PCT	GF	GA	STK	GB	Home	Away
y Calgary Roughnecks	11	5	0.688	198	181	0-1	-	6-2	5-3
x Minnesota Swarm	8	8	0.500	187	180	2-0	3.0	5-3	3-5
x Washington Stealth	8	8	0.500	203	198	0-1	3.0	3-5	5-3
x Colorado Mammoth	5	11	0.312	151	172	0-1	6.0	3-5	2-6
Edmonton Rush	5	11	0.312	175	204	1-0	6.0	4-4	1-7

x = Teams who have clinched a playoff spot. y = Teams who have clinched Division regular season title.

NLL FINAL PLAYOFF STANDINGS

EAST DIVISION

Team	W	L	PCT	GF	GA	STK
Toronto Rock	3	0	1.000	30	26	3-0
Buffalo Bandits	1	1	0.500	22	22	0-1
Boston Blazers	0	1	0.000	10	11	0-1
Rochester Knighthawks	0	1	0.000	8	10	0-1

WEST DIVISION

Team	W	L	PCT	GF	GA	STK
Washington Stealth	2	1	0.667	31	24	0-1
Calgary Roughnecks	1	1	0.500	18	16	0-1
Colorado Mammoth	0	1	0.000	6	10	0-1
Minnesota Swarm	0	1	0.000	8	14	0-1

NLL FINAL PLAYOFF RESULTS

DIVISION SEMIFINALS

Date	Teams	Final Score	Winning Team
Saturday, April 30	Boston Blazers @ Buffalo Bandits	10 - 11	Buffalo Bandits
Saturday, April 30	Colorado Mammoth @ Calgary Roughnecks	6 - 10	Calgary Roughnecks
Saturday, April 30	Washington Stealth @ Minnesota Swarm	14 - 8	Washington Stealth
Sunday, May 1	Rochester Knighthawks @ Toronto Rock	8 - 10	Toronto Rock

DIVISION FINALS

Date	Teams	Final Score	Winning Team
Saturday, May 7	Toronto Rock @ Buffalo Bandits	12 - 11	Toronto Rock
Saturday, May 7	Washington Stealth @ Calgary Roughnecks	10 - 8	Washington Stealth

NLL CHAMPIONSHIP GAME

Date	Teams	Final Score	Winning Team
Sunday, May 15	Washington Stealth @ Toronto Rock	7 - 8	Toronto Rock

BUFFALO BANDITS

2011 NHL LEADERS

2011 NHL TOP SCORERS

No.	Player	Team	Pos.	GP	G	A	P
1	Ryan Benesch	Minnesota	F	16	46	49	95
2	Lewis Ratcliff	Washington	F	16	41	51	92
3	Rhys Duch	Washington	F	16	42	48	90
4	Dan Dawson	Boston	F	16	31	59	90
5	John Grant	Colorado	F	16	36	47	83
6	Casey Powell	Boston	F	15	34	47	81
7	John Tavares	Buffalo	F	16	32	46	78
8	Shawn Williams	Rochester	F	16	23	54	77
9	Stephan Leblanc	Toronto	F	15	33	43	76
10	Dane Dobbie	Calgary	F	15	34	41	75

2011 NHL GOALTENDER LEADERS

No.	Player	Team	GP	GAA	SV %	W	L
1	Anthony Cosmo	Boston	16	9.66	0.767	8	7
2	Mike Thompson	Buffalo	16	9.67	0.785	10	3
3	Matt Vinc	Rochester	16	9.77	0.794	10	6
4	Chris Levis	Colorado	16	9.99	0.784	5	9
5	Bob Watson	Toronto	16	10.09	0.788	10	4
6	Mike Poulin	Calgary	16	11.03	0.765	11	5
7	Nick Patterson	Minnesota	16	11.08	0.768	7	6
8	Brandon Miller	Philadelphia	16	11.25	0.774	5	10
9	Tyler Richards	Washington	16	11.61	0.781	5	6
10	Matt Disher	Edmonton	16	12.30	0.750	5	10

2011 NHL AWARD WINNERS

Award	Player	Team
Most Valuable Player:	Jeff Shattler	Calgary Roughnecks
Goaltender of the Year:	Matt Vinc	Rochester Knighthawks
Defensive Player of the Year:	Pat McCready	Rochester Knighthawks
Transition Player of the Year:	Jeff Shattler	Calgary Roughnecks
Rookie of the Year:	Curtis Dickson	Calgary Roughnecks
Sportsmanship Award:	Jordan Hall	Rochester Knighthawks
Coach of the Year:	Mike Hasen	Rochester Knighthawks

2011 NHL ALL-PROS *First Team* *Second Team* *All Rookie Team*

Name	Team	Pos	Name	Team	Pos	Name	Team	Pos
Matt Vinc	ROC	Goaltender	Anthony Cosmo	BOS	Goaltender	Kyle Rubisch	BOS	Defense
Pat McCready	ROC	Defense	Mike Carnegie	CGY	Defense	Tyler Hass	MIN	Transition
Jeff Shattler	CGY	Transition	Brodie Merrill	EDM	Transition	Andrew Sutor	MIN	Transition
Ryan Benesch	MIN	Forward	Stephan Leblanc	TOR	Forward	Curtis Dickson	CGY	Forward
Dan Dawson	BOS	Forward	Lewis Ratcliff	WAS	Forward	Cody Jamieson	ROC	Forward
Rhys Duch	WAS	Forward	John Tavares	BUF	Forward	Aaron Pascas	TOR	Forward

BUFFALO BANDITS

BANDITS HISTORY

Year	Regular Season			Playoffs		
	GP	Attendance	Average	GP	Attendance	Average
1992	4	55,283	13,821	1	15,603	15,603
1993	4	65,300	16,325	2	32,650	16,325
1994	4	65,136	16,136	2	32,120	16,060
1995	4	63,306	15,827	1	10,557	10,557
1996	5	74,419	14,884	2	30,665	15,333
1997	5	87,665	17,553	2	30,170	15,085
1998	6	73,534	12,256			
1999	6	48,638	8,106			
2000	6	49,116	8,186	1	7,873	7,873
2001	7	56,289	8,041			
2002	8	59,382	7,423			
2003	8	56,015	7,002	1	6,761	6,761
2004	8	71,435	8,929			
2005	8	82,306	10,288	1	10,014	10,014
2006	8	94,946	12,118	3	35,111	11,704
2007	8	120,325	15,040	1	9,003	9,003
2008	9	135,120	16,890	3	39,046	13,015
2009	8	143,651 *	17,956	1	13,343	13,343
2010	8	132,836	16,605			
2011	8	136,765	17,096	2	23,622	11,811

Longest sellout streak including playoffs: 10 games (January 23, 1993 to March 26, 1994)

*-All-Time NLL Attendance Record

SEASON OPENERS

Openers (11-9)

17-21	(L)	vs. NY	Jan. 4, 1992
17-10	(W)	at PIT	Jan. 9, 1993
17-16	(W)	at DET	Jan. 21, 1994
17-13	(W)	vs. PHI	Jan. 7, 1995
15-12	(W)	at PHI	Jan. 12, 1996
17-19	(L)	vs. ROC	Jan. 4, 1997
12-14	(L)	vs. PHI	Jan. 3, 1998
18-17	(W)	at PHI	Jan. 8, 1999
14-17	(L)	vs. TOR	Jan. 8, 2000
20-19	(W)	at WSH	Dec. 30, 2000
17-15	(W)	vs. WSH	Nov. 24, 2001
11-10	(W)	vs. ALB	Jan. 4, 2003
12-11	(W)	vs. ROC	Jan. 3, 2004
13-15	(L)	vs. TOR	Jan. 7, 2005
13-11	(W)	at TOR	Jan. 13, 2006
10-11	(L)	at PRT	Dec. 30, 2006
9-12	(L)	vs. ROC	Jan. 11, 2008
15-11	(W)	vs. PHI	Jan. 3, 2009
5-10	(L)	at. ROC	Jan. 9, 2010
9-10	(L)	at CGY	Jan. 8, 2011

Home (5-6)

17-21	(L)	vs. NY	Jan. 4, 1992
17-13	(W)	vs. PHI	Jan. 7, 1995
17-19	(L)	vs. ROC	Jan. 4, 1997
12-14	(L)	vs. PHI	Jan. 3, 1998
14-17	(L)	vs. TOR	Jan. 8, 2000
17-15	(W)	vs. WSH	Nov. 24, 2001
11-10	(W)	vs. ALB	Jan. 4, 2003
12-11	(W)	vs. ROC	Jan. 3, 2004
13-15	(L)	vs. TOR	Jan. 7, 2005
9-12	(L)	vs. ROC	Jan. 11, 2008
15-11	(W)	vs. PHI	Jan. 3, 2009

Road (6-3)

17-10	(W)	at PIT	Jan. 9, 1993
17-16	(W)	at DET	Jan. 21, 1994
15-12	(W)	at PHI	Jan. 12, 1996
18-17	(W)	at PHI	Jan. 8, 1999
20-19	(W)	at WSH	Dec. 30, 2000
13-11	(W)	at TOR	Jan. 13, 2006
10-11	(L)	at PRT	Dec. 30, 2006
5-10	(L)	at. ROC	Jan. 9, 2010
9-10	(L)	at CGY	Jan. 8, 2011

BUFFALO BANDITS

BANDITS CAREER LEADERS

GAMES PLAYED

Player	GP
John Tavares	252
Rich Kilgour	200
Mark Steenhuis	140
Kyle Couling	113
Pat McCready	112
Mike Accursi	108
Chris White	100
Clay Hill	99
Billy Dee Smith	84
Delby Powless	68
Darris Kilgour	62
Cory Bomberry	61
Troy Cordingley	61

POINTS

Player	Pts
John Tavares	1,547
Mark Steenhuis	572
Mike Accursi	370
Rich Kilgour	308
Darris Kilgour	255
Troy Cordingley	233
Pat McCready	206
Cory Bomberry	203
Delby Powless	201
Jim Veltman	168

FACEOFFS WON

Player	FW
Cory Bomberry	365
Rich Kilgour	359
Mike Accursi	298
Darris Kilgour	255
Rob Kirkby	225
Tom Phair	179
Brian Silcott	176
Brandon Francis	170
Kevin Alexander	137
Delby Powless	77
Shaydon Santos	51

GOALS

Player	G
John Tavares	724
Mark Steenhuis	279
Mike Accursi	207
Darris Kilgour	128
Troy Cordingley	96
Rich Kilgour	94
Roger Vyse	92
Jason Crosbie	81
Kevin Dostie	75
Delby Powless	74
Jonas Derks	71
Cory Bomberry	69
Shawn Williams	67
Pat Maddalena	58

PENALTY MINUTES

Player	PIM
Kyle Laverty	456
Billy Dee Smith	375
John Tavares	323
Rich Kilgour	273
Darris Kilgour	257
Pat McCready	251
Andy Ogilvie	235
Chris White	231
Mark Steenhuis	205
Kyle Couling	201

GOALTENDER LEADERS - SAVES

Goaltender	Saves
Steve Dietrich	2,748
Mike Thompson	1,519
Ross Cowie	1,133
Ken Montour	1,103
Pat O'Toole	698
Matt Disher	638
Bill Gerrie	524
Derek General	433
Marty O'Neill	348
Phil Wetherup	318
Derek Collins	122

ASSISTS

Player	A
John Tavares	823
Mark Steenhuis	293
Rich Kilgour	223
Mike Accursi	163
Troy Cordingley	137
Pat McCready	135
Cory Bomberry	134
Darris Kilgour	127
Delby Powless	127
Jim Veltman	113

LOOSE BALLS

Player	LB
John Tavares	2,000
Mark Steenhuis	1,069
Pat McCready	990
Chris Driscoll	949
Rich Kilgour	824
Mike Accursi	573
Jim Veltman	559
Kyle Couling	515
Steve Dietrich	391
Darris Kilgour	368
Phil Sanderson	349
Andy Ogilvie	334

GOALTENDER LEADERS - WINS

Player	W
Steve Dietrich	47
Mike Thompson	27
Ross Cowie	17
Pat O'Toole	13
Ken Montour	14
Bill Gerrie	11
Matt Disher	7
Phil Wetherup	6
Derek General	5
Marty O'Neill	5
Daniel Sams	3

Six tied with 1

BUFFALO BANDITS

REGULAR SEASON STATS

REGULAR SEASON SCORING 1992

#	Player	GP	G	A	PTS	PIM	SOG	S	LB
45	Derek Keenan	8	26	23	49	8	56	18	41
11	John Tavares	8	21	22	43	26	69	26	66
35	Darris Kilgour	8	23	16	39	49	52	13	53
32	Jim Veltman	8	8	23	31	6	28	9	111
28	Bob Hamley	8	13	15	28	14	45	10	26
26	Kevin Alexander	7	22	4	26	2	48	11	33
17	Brian Hall	8	8	17	25	16	37	7	35
6	Gerry Hiltz	7	10	9	19	17	27	5	19
40	Mike Mooradian	8	7	9	16	25	35	10	17
33	Rich Kilgour	5	3	11	14	16	21	11	33
37	Tom Emmick	6	4	3	7	11	9	7	16
46	Paul Day	8	3	4	7	16	19	2	22
16	Bill O'Hanlon	8	5	1	6	0	10	3	20
14	John Zurberti	2	3	1	4	0	9	3	15
21	Jim Bissell	6	3	1	4	4	12	3	27
12	Mark Burnam	5	1	2	3	2	4	0	11
22	Bill Meagher	8	1	2	3	2	11	4	24
15	Barry Powless	3	0	3	3	6	2	2	5
13	Bill Kerr	7	0	1	1	4	2	1	12
1	Ross Cowie	5	0	1	1	0	0	0	47
39	Bill Gerrie	6	0	1	1	5	0	0	36
#	Goalies	GP	MIN	W	L	GA	GAA	SV	SV%
1	Ross Cowie	5	137:59	1	2	19	8.26	170	.899
39	Bill Gerrie	6	221:39	4	0	60	16.30	159	.726

PLAYOFF SCORING 1992

#	Player	GP	G	A	PTS	PIM	SOG	S	LB
11	John Tavares	3	12	12	24	8	32	38	29
45	Derek Keenan	3	6	10	16	2	26	31	18
35	Darris Kilgour	3	5	9	14	11	21	28	18
26	Kevin Alexander	3	8	4	12	0	19	26	13
28	Bob Hamley	3	6	6	12	8	16	22	13
17	Brian Hall	3	5	3	8	0	11	21	24
21	Jim Bissell	3	3	3	6	0	4	6	6
32	Jim Veltman	3	3	2	5	7	8	11	25
22	Bill Meagher	3	2	2	4	0	5	6	5
6	Gerry Hiltz	3	0	3	3	2	10	16	6
16	Bill O'Hanlon	3	1	1	2	0	3	5	5
37	Tom Emmick	3	1	1	2	2	3	4	9
12	Mark Burnam	3	0	2	2	13	0	0	4
40	Mike Mooradian	3	0	1	1	0	8	12	3
46	Paul Day	3	0	1	1	7	3	4	9
13	Bill Kerr	3	0	0	0	0	0	0	3
1	Ross Cowie	1	0	0	0	0	0	0	1
39	Bill Gerrie	3	0	0	0	0	0	0	27
#	Goalies	GP	MIN	W	L	GA	GAA	SV	SV%
1	Ross Cowie	1	5:53	0	0	1	10.19	2	.667
39	Bill Gerrie	3	174:07	3	0	41	14.13	104	.717

BUFFALO BANDITS

REGULAR SEASON STATS

REGULAR SEASON SCORING 1993

#	Player	GP	G	A	PTS	PIM	SOG	S	LB
11	John Tavares	8	35	23	58	28	86	98	93
45	Derek Keenan	8	22	12	34	5	59	78	35
28	Bob Hamley	8	14	19	33	9	58	66	37
43	Darris Kilgour	8	11	17	28	31	58	77	69
32	Jim Veltman	6	7	20	27	14	20	23	102
26	Kevin Alexander	7	13	6	19	5	44	57	41
40	Troy Cordingley	7	8	10	18	27	38	46	16
36	Stu Aird	8	9	7	16	8	26	34	61
17	Brian Hall	7	4	9	13	20	17	20	35
5	Glen Lay	8	8	4	12	10	18	28	35
16	Rich Kilgour	8	3	7	10	4	14	19	24
18	Randy Mearns	8	3	3	6	4	10	13	27
1	Ross Cowie	6	0	5	5	0	0	0	28
12	Mark Burnam	6	1	3	4	6	4	5	10
21	Jim Bissell	4	1	3	4	0	6	6	11
46	Carl Jutzin	3	1	2	3	2	2	2	3
22	Bill Meagher	7	1	2	3	4	2	6	15
6	Miles General	6	1	0	1	10	8	10	8
37	Tom Emmick	8	1	0	1	18	9	11	16
33	Robert Henry	1	0	1	1	2	0	0	2
13	Bill Kerr	1	0	0	0	0	2	2	0
14	Jon Lantzy	1	0	0	0	2	1	1	0
39	Bill Gerrie	5	0	0	0	0	0	0	17
#	GOALIES	GP	MIN	W	L	GA	GAA	SV	SV%
1	Ross Cowie	6	291:35	6	0	58	11.90	194	.769
39	Bill Gerrie	5	188:37	2	0	50	15.87	108	.683

PLAYOFF SCORING 1993

#	Player	GP	G	A	PTS	PIM	SOG	S	LB
45	Derek Keenan	2	5	4	9	4	18	19	14
11	John Tavares	2	4	3	7	2	12	15	6
28	Bob Hamley	2	2	5	7	4	10	12	12
32	Jim Veltman	2	0	7	7	4	4	4	29
43	Darris Kilgour	2	2	3	5	4	8	12	17
26	Kevin Alexander	2	4	0	4	2	10	14	10
40	Troy Cordingley	2	2	2	4	2	9	13	12
16	Rich Kilgour	2	3	0	3	0	5	5	8
1	Ross Cowie	2	0	3	3	0	0	0	28
5	Glen Lay	2	0	2	2	0	4	5	9
22	Bill Meagher	2	0	2	2	2	1	1	4
17	Brian Hall	1	1	0	1	0	1	2	7
36	Stu Aird	2	1	0	1	0	5	6	15
37	Tom Emmick	2	1	0	1	2	3	5	2
6	Miles General	1	0	0	0	2	0	0	0
12	Mark Burnam	2	0	0	0	0	0	0	8
18	Randy Mearns	2	0	0	0	2	6	7	8
21	Jim Bissell	1	0	0	0	0	0	0	0
46	Carl Jutzin	1	0	0	0	0	0	0	0
#	GOALIES	GP	MIN	W	L	GA	GAA	SV	SV%
1	Ross Cowie	2	120:00	2	0	22	11.00	80	.784
39	Bill Gerrie	0	0:00	0	0	0	0.00	0	.000

BUFFALO BANDITS

REGULAR SEASON STATS

REGULAR SEASON SCORING 1994

#	Player	GP	G	A	PTS	PIM	SOG	S	LB
11	John Tavares	8	27	20	47	14	73	96	74
32	Jim Veltman	8	13	24	37	8	40	44	130
40	Troy Cordingley	8	16	14	30	18	44	56	34
28	Bob Hamley	8	12	13	25	12	49	66	28
36	Stu Aird	8	8	13	21	4	25	39	60
43	Darris Kilgour	6	7	10	17	21	34	48	38
17	Brian Hall	8	5	7	12	18	24	26	29
16	Rich Kilgour	7	6	4	10	4	18	22	15
49	Tyson Leies	7	6	3	9	19	25	34	39
12	Brian Nikula	8	8	1	9	8	43	58	35
21	Jeff Hardill	8	2	6	8	12	8	9	27
5	Glen Lay	8	4	3	7	2	12	13	19
44	Andy Shaughnessy	8	1	5	6	17	9	13	33
39	Bill Gerrie	5	0	5	5	2	0	0	36
9	Mark Cochrane	5	3	1	4	2	7	9	19
7	Derek Laub	4	2	2	4	0	4	6	11
1	Ross Cowie	7	0	4	4	2	0	0	59
4	Brian Silcott	6	0	2	2	6	2	3	23
22	Bill Meagher	3	1	0	1	2	4	4	6
#	Goalies	GP	MIN	W	L	GA	GAA	SV	SV%
1	Ross Cowie	7	299:17	3	1	67	13.45	155	.698
39	Bill Gerrie	5	179:37	3	1	32	10.67	119	.788

PLAYOFF SCORING 1994

#	Player	GP	G	A	PTS	PIM	SOG	S	LB
11	John Tavares	2	6	8	14	9	15	21	19
43	Darris Kilgour	2	4	7	11	6	17	20	10
32	Jim Veltman	2	4	7	11	6	15	17	32
28	Bob Hamley	2	5	4	9	0	12	18	11
5	Glen Lay	2	1	4	5	0	1	1	6
49	Tyson Leies	2	4	0	4	2	7	10	10
36	Stu Aird	2	2	2	4	6	8	15	9
21	Jeff Hardill	2	0	4	4	0	2	3	10
12	Brian Nikula	2	2	1	3	2	5	8	15
40	Troy Cordingley	2	2	1	3	4	13	14	8
16	Rich Kilgour	2	1	2	3	0	3	4	5
39	Bill Gerrie	2	0	3	3	0	0	0	23
4	Brian Silcott	2	0	2	2	2	0	0	8
7	Derek Laub	2	0	1	1	0	2	2	6
44	Andy Shaughnessy	2	0	1	1	0	2	2	14
17	Brian Hall	2	0	0	0	22	3	4	7
1	Ross Cowie	1	0	0	0	0	0	0	2
#	GOALIES	GP	MIN	W	L	GA	GAA	SV	SV%
1	Ross Cowie	1	10:34	0	1	8	44.44	9	.529
39	Bill Gerrie	2	109:26	1	0	28	15.47	71	.717

BUFFALO BANDITS

REGULAR SEASON STATS

REGULAR SEASON SCORING 1995

#	Player	GP	G	A	PTS	PIM	SOG	S	LB
11	John Tavares	8	24	21	45	21	74	89	66
32	Jim Veltman	8	16	24	40	8	47	54	91
40	Troy Cordingley	8	17	8	25	28	57	64	34
36	Stu Aird	8	7	15	22	6	36	44	29
43	Darris Kilgour	6	8	12	20	25	30	37	17
28	Bob Hamley	7	5	14	19	10	28	36	12
16	Rich Kilgour	8	7	8	15	11	25	34	22
17	Brian Hall	8	5	6	11	12	18	27	26
7	Derek Laub	8	6	3	9	6	28	33	35
44	Dean Cecconi	8	6	3	9	2	21	26	25
15	Jamie Batley	8	4	5	9	16	21	32	29
9	Mark Cochrane	6	1	3	4	8	14	16	21
39	Bill Gerrie	7	0	4	4	0	1	1	27
33	Robert Henry	4	1	1	2	2	7	10	16
13	John Rosa	7	0	2	2	10	2	5	12
34	Rodd Squire	8	0	2	2	0	5	10	14
10	Grant Johnston	4	1	0	1	7	6	10	5
49	Chris Redwood	5	1	0	1	0	3	5	4
1	Ross Cowie	6	0	1	1	14	0	0	25
37	Travis Kilgour	1	0	0	0	0	2	2	2
#	Goalies	GP	MIN	W	L	GA	GAA	SV	SV%
1	Ross Cowie	6	229:54	1	2	52	13.65	146	.737
39	Bill Gerrie	7	251:16	2	3	56	13.40	138	.711

PLAYOFF SCORING 1995

#	Player	GP	G	A	PTS	PIM	SOG	S	LB
40	Troy Cordingley	1	3	3	6	0	6	7	4
32	Jim Veltman	1	2	4	6	2	7	8	12
43	Darris Kilgour	1	1	4	5	22	4	9	5
17	Brian Hall	1	2	2	4	0	4	6	2
7	Derek Laub	1	2	1	3	0	4	4	5
11	John Tavares	1	2	1	3	0	9	11	6
15	Jamie Batley	1	1	2	3	0	5	6	5
36	Stu Aird	1	1	2	3	2	5	8	4
44	Dean Cecconi	1	2	0	2	0	6	7	1
16	Rich Kilgour	1	0	2	2	6	1	3	1
28	Bob Hamley	1	0	2	2	2	0	1	2
9	Mark Cochrane	1	0	1	1	0	2	3	0
13	John Rosa	1	0	1	1	2	1	1	1
39	Bill Gerrie	1	0	1	1	0	0	0	2
34	Rodd Squire	1	0	0	0	0	1	1	5
49	Chris Redwood	1	0	0	0	0	3	3	5
1	Ross Cowie	1	0	0	0	2	0	0	6
#	Goalies	GP	MIN	W	L	GA	GAA	SV	SV%
1	Ross Cowie	1	42:10	0	1	13	18.05	26	.667
39	Bill Gerrie	1	17:39	0	0	6	21.42	10	.625

BUFFALO BANDITS

REGULAR SEASON STATS

REGULAR SEASON SCORING 1996

#	Player	GP	G	A	PTS	PIM	SOG	S	LB
11	John Tavares	10	41	40	81	4	98	125	102
40	Troy Cordingley	10	20	32	52	6	71	84	51
21	Ted Dowling	10	23	16	39	18	76	97	43
32	Jim Veltman	10	11	22	33	6	33	41	125
16	Rich Kilgour	9	6	20	26	10	25	41	43
17	Brian Hall	10	9	13	22	21	17	23	46
22	Travis Kilgour	10	12	9	21	16	25	35	31
4	Tom Phair	10	7	10	17	53	22	32	48
10	Mike Hasen	10	6	11	17	16	9	12	42
18	Neil Doddridge	10	11	5	16	19	36	49	30
31	Pat O'Toole	10	0	14	14	0	0	0	138
43	Darris Kilgour	6	8	5	13	34	21	35	26
44	Dean Cecconi	10	7	5	12	31	31	38	43
24	Jason Luke	8	5	5	10	8	26	35	34
5	Steve Fannell	10	2	8	10	15	8	9	29
33	Robert Henry	6	3	5	8	6	8	10	8
20	Gary Edmands	1	1	5	6	9	2	4	5
9	Mark Cochrane	10	0	5	5	11	8	11	30
1	Ross Cowie	2	0	2	2	0	0	0	10

#	Goalies	GP	MIN	W	L	GA	GAA	SV	SV%
1	Ross Cowie	2	33:48	1	0	14	25.45	23	.621
31	Pat O'Toole	10	565:34	7	2	113	12.00	375	.768

PLAYOFF SCORING 1996

#	Player	GP	G	A	PTS	PIM	SOG	S	LB
11	John Tavares	2	4	7	11	2	16	19	20
43	Darris Kilgour	2	4	3	7	14	14	16	5
40	Troy Cordingley	2	4	7	11	0	10	15	20
22	Travis Kilgour	2	6	1	7	2	10	11	9
21	Ted Dowling	2	3	4	7	9	18	23	15
18	Neil Doddridge	2	0	4	4	0	5	10	9
44	Dean Cecconi	2	2	2	4	0	5	11	10
31	Pat O'Toole	2	0	2	2	0	0	0	38
32	Jim Veltman	2	0	5	5	0	5	7	35
9	Mark Cochrane	2	1	1	2	0	2	2	4
10	Mike Hasen	2	1	2	3	6	2	2	6
16	Rich Kilgour	2	2	4	6	0	7	8	7
17	Brian Hall	2	1	0	1	0	8	9	15
24	Jason Luke	2	4	1	5	2	10	10	12
4	Tom Phair	2	0	2	3	6	5	8	11
5	Steve Fannell	2	1	2	3	0	3	4	3

#	Goalies	GP	MIN	W	L	GA	GAA	SV	SV%
1	Ross Cowie	0	0:00	0	0	0	0.00	0	.000
31	Pat O'Toole	2	120:00	2	0	20	10.00	75	.789

BUFFALO BANDITS

REGULAR SEASON STATS

REGULAR SEASON SCORING 1997

#	Player	GP	G	A	PTS	PIM	SOG	S	LB
11	John Tavares	10	37	29	66	18	119	149	104
43	Darris Kilgour	8	21	21	42	34	48	60	56
21	Ted Dowling	10	22	17	39	26	68	85	56
16	Rich Kilgour	9	9	26	35	22	28	42	43
40	Troy Cordingley	7	13	20	33	18	43	56	28
24	Jason Luke	10	12	15	27	30	33	41	62
4	Tom Phair	10	9	8	17	58	20	22	47
10	Mike Hasen	10	2	14	16	29	11	16	44
9	Neil Doddridge	10	5	10	15	29	29	43	30
17	Brian Hall	10	3	12	15	16	13	19	43
77	Bill Callan	9	7	7	14	23	30	41	22
22	Travis Kilgour	10	4	9	13	13	35	45	35
44	Dean Cecconi	10	9	3	12	16	19	28	34
1	Ross Cowie	10	0	11	11	0	0	0	71
5	Steve Fannell	10	0	8	8	21	1	3	49
3	Ryan Sanderson	10	3	3	6	0	9	9	26
31	Pat O'Toole	8	0	5	5	2	0	0	33
15	Peter Parke	3	2	2	4	2	7	10	10
18	Donald Henry	1	0	0	0	0	0	0	0
33	Robert Henry	1	0	0	0	5	0	0	1
19	Kevin Cox	2	0	0	0	0	1	1	1
#	Goalies	GP	MIN	W	L	GA	GAA	SV	SV%
1	Ross Cowie	10	410:11	5	4	100	14.64	246	.710
31	Pat O'Toole	8	189:56	1	0	53	16.82	112	.678

PLAYOFF SCORING 1997

#	Player	GP	G	A	PTS	PIM	SOG	S	LB
11	John Tavares	2	7	9	16	0	23	29	30
21	Ted Dowling	2	4	3	7	2	14	18	14
43	Darris Kilgour	2	3	4	7	2	16	20	20
24	Jason Luke	2	3	2	5	6	9	10	17
77	Bill Callan	2	3	1	4	5	5	5	3
16	Rich Kilgour	2	2	7	10	2	12	17	17
44	Dean Cecconi	2	2	2	4	4	6	11	11
1	Ross Cowie	2	0	3	3	0	0	0	16
5	Steve Fannell	2	0	4	4	12	2	3	12
10	Mike Hasen	2	1	4	5	2	4	5	15
15	Peter Parke	2	4	0	4	0	14	16	10
22	Travis Kilgour	2	0	3	3	0	1	4	4
17	Brian Hall	2	1	0	1	2	7	7	14
3	Ryan Sanderson	2	0	1	1	2	0	1	1
4	Tom Phair	2	1	1	2	6	3	3	16
9	Neil Doddridge	2	0	1	1	2	1	5	10
#	Goalies	GP	MIN	W	L	GA	GAA	SV	SV%
1	Ross Cowie	2	117:30	1	1	25	12.82	83	.768
31	Pat O'Toole	0	0:00	0	0	0	0.00	0	.000

BUFFALO BANDITS

REGULAR SEASON STATS

REGULAR SEASON SCORING 1998

#	Player	GP	G	A	PTS	PIM	SOG	S	LB
43	Darris Kilgour	12	37	30	67	39	101	145	69
11	John Tavares	9	31	25	56	8	110	146	80
40	Troy Cordingley	11	11	31	42	2	62	78	57
22	Travis Kilgour	12	18	23	41	8	64	76	38
16	Rich Kilgour	12	13	26	39	14	66	96	78
24	Jason Luke	11	12	18	30	19	46	58	77
44	Dean Cecconi	12	10	12	22	24	19	28	34
13	John Rosa	11	6	9	15	15	12	15	68
92	Dallas Squire	8	7	6	13	2	31	43	35
10	Mike Hasen	12	2	8	10	17	11	17	33
31	Pat O'Toole	8	0	9	9	0	0	0	81
4	Tom Phair	9	3	5	8	40	23	25	23
25	Nick Trudeau	8	5	1	6	13	20	22	1
5	Steve Fannell	12	3	4	7	26	6	8	49
88	Jason Henhawk	3	4	1	5	0	11	15	6
20	Shaydon Santos	12	3	2	5	16	8	10	31
12	Casey Zaph	3	1	1	2	2	6	7	6
55	Clay Squire	6	0	2	2	13	4	5	19
1	Ross Cowie	9	0	2	2	4	0	0	18
94	Ryan Sanderson	10	0	2	2	6	0	0	18
91	Chris Clark	2	0	1	1	0	1	1	3
89	Derek Graham	1	0	0	0	2	2	2	2
9	Bob Henry	3	0	0	0	7	1	1	8
33	Chris Levis	3	0	0	0	0	0	0	5
#	Goalies	GP	MIN	W	L	GA	GAA	SV	SV%
1	Ross Cowie	9	322:00	1	3	83	15.45	199	.705
31	Pat O'Toole	8	369:00	4	3	78	12.68	211	.730
33	Chris Levis	3	31:00	1	0	10	19.23	15	.600

PLAYOFF SCORING 1998

#	Player	GP	G	A	PTS	PIM	SOG	S	LB
40	Troy Cordingley	1	3	4	7	0	7	8	2
11	John Tavares	1	2	5	7	0	9	11	9
43	Darris Kilgour	1	4	2	6	6	8	8	2
22	Travis Kilgour	1	2	2	4	0	5	6	5
16	Rich Kilgour	1	1	2	3	0	5	6	3
13	John Rosa	1	0	2	2	0	0	0	9
24	Jason Luke	1	0	1	1	4	1	3	9
31	Pat O'Toole	1	0	1	1	0	0	0	11
94	Ryan Sanderson	1	0	1	1	2	1	1	2
44	Dean Cecconi	1	0	0	0	0	7	8	5
92	Dallas Squire	1	0	0	0	2	1	1	1
10	Mike Hasen	1	0	0	0	2	0	0	1
26	Nick Trudeau	1	0	0	0	0	2	2	0
5	Steve Fannell	1	0	0	0	0	0	0	2
21	Shaydon Santos	1	0	0	0	2	0	0	1
1	Ross Cowie	1	0	0	0	4	0	0	1
9	Bob Henry	1	0	0	0	2	0	0	3
#	Goalies	GP	MIN	W	L	GA	GAA	SV	SV%
1	Ross Cowie	1	3:00	0	0	2	40.00	2	.500
31	Pat O'Toole	1	57:00	0	1	15	15.78	40	.727

BUFFALO BANDITS

REGULAR SEASON STATS

REGULAR SEASON SCORING 1999

#	Player	GP	G	A	PTS	PIM	SOG	S	LB
11	John Tavares	12	33	34	67	35	129	157	112
55	Chris Driscoll (ROC)	9	6	27	33	12	36	56	29
	(BUF)	2	3	6	9	0	12	16	17
	(TOT)	11	9	33	42	12	48	72	46
40	Troy Cordingley	10	11	22	33	4	47	12	56
6	Mike Benedict (SYR)	8	13	14	27	2	52	72	32
	(BUF)	3	2	3	5	0	18	24	11
	(TOT)	11	15	17	32	2	70	96	43
12	Jamie Batley	12	12	19	31	17	46	66	58
16	Rich Kilgour	12	7	23	30	28	52	74	56
22	Travis Kilgour	11	16	13	29	18	54	78	47
43	Darris Kilgour	8	13	16	29	24	55	76	40
53	Chris Panos	8	16	9	25	9	38	50	36
21	Neil Doddridge	11	11	13	24	41	27	43	73
13	John Rosa	12	4	18	22	16	10	15	99
8	Craig Stevenson	6	9	7	16	0	28	9	38
20	Shaydon Santos	11	5	7	12	10	14	5	42
44	Steve Kisslinger (NY)	5	1	1	2	10	4	8	29
	(BUF)	3	4	5	9	2	9	17	18
	(TOT)	8	5	6	11	12	13	25	47
18	Cam Bomberry (ROC)	2	1	2	3	2	3	3	4
	(BUF)	4	2	4	6	0	10	14	11
	(TOT)	6	3	6	9	2	13	17	15
48	Marty O'Neill	8	0	8	8	6	0	0	82
44	Dean Cecconi	5	4	2	6	6	11	15	18
24	Matt Steinwald	5	2	4	6	2	15	16	22
19	Andy Ogilvie	4	1	5	6	19	8	13	19
4	Brian Silcott	9	0	6	6	2	4	5	39
5	Steve Fannell	12	0	6	6	13	3	3	53
1	Matt Disher	6	0	3	3	0	0	0	91
23	Bob Fisher	1	1	1	2	0	5	5	3
33	Brent Rothfuss (ROC)	1	0	0	0	0	3	5	3
	(BUF)	2	1	1	2	0	2	2	4
	(TOT)	3	1	1	2	0	5	7	7
10	Mike Hasen	4	0	2	2	2	1	3	10
28	Jim Vilneff	4	2	2	2	0	1	3	11
98	Mike Mooradian	2	1	0	1	2	3	6	1
2	Ryan McDermott	1	0	1	1	0	3	3	6
34	Chris Clark	1	0	0	0	2	1	1	2
14	Tim Bomberry	2	0	0	0	2	1	1	1
9	Bob Henry	4	0	0	0	8	1	1	1
#	Goalies	GP	MIN	W	L	GA	GAA	SV	SV%
1	Matt Disher	6	331:00	1	5	85	16.44	257	.751
48	Marty O'Neill	8	385:00	3	3	90	14.01	256	.739

BUFFALO BANDITS

REGULAR SEASON STATS

REGULAR SEASON SCORING 2000

#	Player	GP	G	A	PTS	PIM	SOG	S	LB
11	John Tavares	12	34	49	83	10	105	156	123
18	Derek Malawsky	12	28	33	61	25	95	125	109
44	Mike Accursi	12	30	18	48	14	89	120	79
51	Shawn Williams	10	21	19	40	4	75	98	68
7	Chris Prat	12	20	15	35	14	55	78	64
93	Chris Driscoll	9	12	23	35	6	54	73	46
17	D'Arcy Sweet	12	15	15	30	21	51	69	95
42	Pat Maddalena	11	12	11	23	8	46	66	52
10	Andy Ogilvie	10	1	14	15	59	7	11	79
16	Rich Kilgour	12	4	9	13	6	15	23	51
4	Mario Lopez	5	6	5	11	6	12	16	26
1	Matt Disher	11	0	11	11	0	0	0	115
22	Travis Kilgour	7	4	6	10	0	11	17	36
24	Chris Seller	10	2	8	10	2	13	26	66
27	Kyle Couling	12	4	3	7	32	8	12	57
20	Shaydon Santos	11	3	4	7	32	13	14	51
66	Scott Hochstadt	4	3	3	6	0	6	11	15
88	Rich Catton	7	2	3	5	4	4	4	17
8	Craig Stevenson	8	1	2	3	4	20	30	24
48	Marty O'Neill	5	0	3	3	0	0	0	34
33	Kevin Brunsch	3	0	1	1	0	1	2	13
14	Shane Wannamaker	1	0	0	0	0	0	0	0
#	Goalies	GP	MIN	W	L	GA	GAA	SV	SV%
1	Matt Disher	11	522:33	6	3	151	17.35	381	.716
48	Marty O'Neill	5	161:00	2	1	43	16.04	92	.681

PLAYOFF SCORING 2000

#	Player	GP	G	A	PTS	PIM	SOG	S	LB
7	Chris Prat	1	3	1	4	0	8	12	5
44	Mike Accursi	1	2	2	4	0	11	18	12
18	Derek Malawsky	1	1	3	4	6	8	15	12
8	Craig Stevenson	1	3	0	3	0	3	7	5
11	John Tavares	1	2	1	3	0	10	11	18
17	D'Arcy Sweet	1	0	3	3	0	1	2	14
16	Rich Kilgour	1	1	1	2	2	2	4	4
10	Andy Ogilvie	1	0	1	1	4	0	0	9
4	Mario Lopez	1	0	0	0	2	2	3	4
22	Travis Kilgour	1	0	0	0	2	1	1	2
24	Chris Seller	1	0	0	0	0	0	1	6
27	Kyle Couling	1	0	0	0	2	2	2	3
20	Shaydon Santos	1	0	0	0	2	0	0	3
88	Rich Catton	1	0	0	0	2	0	0	4
51	Shawn Williams	1	0	0	0	0	0	0	6
#	Goalies	GP	MIN	W	L	GA	GAA	SV	SV%
1	Matt Disher	1	14:30	0	0	5	21.74	7	.583
48	Marty O'Neill	1	45:30	0	1	8	10.67	24	.750

BUFFALO BANDITS

REGULAR SEASON STATS

REGULAR SEASON SCORING 2001

#	Player	GP	G	A	PTS	PIM	SOG	S	LB
11	John Tavares	14	51	64	115	14	144	186	159
51	Shawn Williams	14	46	31	77	0	134	172	100
18	Derek Malawsky	12	23	47	70	12	93	118	81
44	Mike Accursi	14	29	25	54	18	94	122	94
93	Chris Driscoll	12	18	22	40	8	68	152	46
42	Pat Maddalena	14	24	13	37	4	69	160	94
17	D'Arcy Sweet	14	14	22	36	10	48	127	97
2	Ryan Powell	13	17	18	35	14	59	86	56
21	Ted Dowling (ALB)	9	13	13	26	25	93	128	38
	(BUF)	4	1	4	5	4	8	18	17
	(TOT)	13	14	17	31	29	111	156	55
16	Rich Kilgour	14	12	10	22	28	42	55	95
10	Andy Ogilvie	13	1	11	12	51	3	14	88
6	Rob Kirkby	12	2	8	10	24	13	22	62
24	Chris Seller	12	3	7	10	8	23	40	64
90	Phil Wetherup	12	0	9	9	2	0	2	109
48	Derek Collins (OTT)	10	0	1	1	4	0	0	17
	(BUF)	5	0	7	7	0	0	0	48
	(TOT)	15	0	8	8	4	0	0	65
88	Rich Catton	14	2	5	7	30	10	12	44
27	Kyle Couling	14	2	3	5	26	4	6	42
77	Brandon Piccarreto	7	0	4	4	4	1	1	31
19	Andy Dudun	2	1	1	2	2	4	4	1
55	Jamie Hackel	4	1	1	2	4	1	2	7
39	Bill Warder	5	1	1	2	10	6	8	14
40	Scott Komer	6	0	2	2	0	0	0	28
8	Sean Holmes	1	0	0	0	0	0	0	1
56	Scott Self	1	0	0	0	2	2	2	1
#	Goalies	GP	MIN	W	L	GA	GAA	SV	SV%
40	Scott Komer	6	157:29	1	0	44	16.79	85	.659
48	Derek Collins (OTT)	10	507:10	0	10	131	15.50	340	.722
	(BUF)	5	195:51	1	2	48	14.77	122	.717
	(TOT)	15	703:01	1	12	179	15.27	462	.721
90	Phil Wetherup	12	479:56	6	4	126	15.78	318	.716

BUFFALO BANDITS

REGULAR SEASON STATS

REGULAR SEASON SCORING 2002

#	Player	GP	G	A	PTS	PIM	SOG	S	LB
11	John Tavares	16	42	46	88	12	163	210	145
3	Roy Colsey (NY)	11	36	21	57	24	140	189	61
	(BUF)	6	11	8	19	4	67	89	35
	(TOT)	17	47	29	76	28	207	278	96
44	Mike Accursi	16	26	20	46	20	102	135	96
25	Jonas Derks (NY)	10	17	10	27	12	53	67	48
	(BUF)	5	11	4	15	4	24	32	23
	(TOT)	15	28	14	42	14	77	99	71
23	Pat McCready	16	16	24	40	13	55	68	173
36	Randy Mearns	15	14	24	38	4	50	62	66
42	Pat Maddalena	15	22	14	36	2	81	105	52
16	Rich Kilgour	15	6	22	28	29	38	59	53
22	Ryan Powell	11	13	13	26	5	55	70	52
27	Kyle Couling	16	4	15	19	34	12	19	94
32	Chris Langdale	16	3	14	17	32	11	18	60
10	Andy Ogilvie	7	3	12	15	16	12	17	69
24	Chris Seller	15	5	8	13	4	30	44	60
30	Steve Dietrich	15	0	12	12	0	0	0	156
13	Marc Landriault	1	2	4	6	0	5	7	4
26	Craig Gelsvik (OTT)	5	0	1	1	10	0	0	33
	(BUF)	12	1	4	5	32	4	4	66
	(TOT)	17	1	5	6	42	4	4	99
15	Kevin Howard	5	1	3	4	2	17	22	10
18	Randy Fraser	4	1	1	2	4	6	8	16
55	Jamie Hackel	10	1	0	1	23	4	4	20
33	Ken Montour (CLB)	3	0	1	1	0	0	0	4
	(BUF)	6	0	1	1	0	0	0	24
	(TOT)	9	0	2	2	0	0	0	28
9	Bob Henry	8	0	0	0	15	0	0	14
33	Chris Levis	10	0	0	0	0	0	0	29
#	Goalies	GP	MIN	W	L	GA	GAA	SV	SV%
30	Steve Dietrich	15	845:12	7	7	174	12.34	586	.771
33	Ken Montour	6	62:00	1	0	22	21.36	46	.676
33	Chris Levis	10	58:00	0	0	16	16.36	28	.636

BUFFALO BANDITS

REGULAR SEASON STATS

REGULAR SEASON SCORING 2003

#	Player	GP	G	A	PTS	PIM	SOG	S	LB
11	John Tavares	16	49	58	107	25	157	202	155
13	Jonas Derks	16	33	28	61	38	110	146	91
54	Jason Crosbie	16	25	35	60	14	87	118	103
44	Mike Accursi	15	35	20	55	18	134	176	85
84	Kerry Susheski	15	16	22	38	46	55	89	84
16	Rich Kilgour	16	8	26	34	10	45	69	64
9	Mark Steenhuis	15	16	17	33	35	59	78	128
23	Pat McCready	5	14	15	29	29	48	55	118
49	Aime Caines	15	14	14	28	10	59	87	54
12	Lindsay Plunkett	6	6	9	15	4	25	37	23
34	Duane Jacobs	7	5	7	12	6	21	32	16
30	Steve Dietrich	15	0	10	10	0	0	0	165
24	Chris Seller	14	2	6	8	16	15	23	90
26	Craig Gelsvik	15	0	6	6	41	2	2	64
32	Chris Langdale	14	1	5	6	22	7	7	57
10	Andy Ogilvie	10	1	5	6	56	8	9	55
27	Kyle Couling	15	1	3	4	25	7	12	82
3	Billy Dee Smith	7	2	1	3	46	5	8	24
47	Peter Tavares	2	1	2	3	0	9	12	6
19	Kelly Sullivan	3	2	0	2	4	6	9	9
18	Randy Fraser	3	0	1	1	2	0	1	10
2	Ray Guze	1	0	1	1	0	0	0	5
55	Jamie Hackel	7	0	1	1	35	3	4	22
31	Corey Quinn	7	0	1	1	5	0	0	31
#	Goalies	GP	MIN	W	L	GA	GAA	SV	SV%
30	Steve Dietrich	15	838:16	11	3	162	11.60	480	.747
31	Corey Quinn	7	121:35	1	1	25	12.18	77	.754

PLAYOFF SCORING 2003

#	Player	GP	G	A	PTS	PIM	SOG	S	LB
11	John Tavares	2	5	8	13	0	19	27	16
54	Jason Crosbie	2	3	9	12	7	10	11	6
44	Mike Accursi	2	7	2	9	2	20	28	13
13	Jonas Derks	2	4	3	7	0	16	18	12
34	Duane Jacobs	2	3	2	5	0	6	10	5
49	Aime Caines	2	3	1	4	0	8	14	8
23	Pat McCready	2	1	3	4	2	7	10	13
84	Kerry Susheski	2	1	3	4	2	6	9	5
16	Rich Kilgour	2	1	2	3	4	2	5	6
26	Craig Gelsvik	2	0	3	3	2	1	1	7
9	Mark Steenhuis	2	1	1	2	2	6	7	24
27	Kyle Couling	2	0	2	2	0	2	2	12
24	Chris Seller	2	0	2	2	0	3	3	9
31	Corey Quinn	2	0	2	2	0	0	0	37
10	Andy Ogilvie	2	0	1	1	4	0	0	12
32	Chris Langdale	2	0	0	0	4	0	0	8
30	Steve Dietrich	1	0	0	0	0	0	0	0
18	Randy Fraser	2	0	0	0	4	0	0	4
#	Goalies	GP	MIN	W	L	GA	GAA	SV	SV%
30	Steve Dietrich	0	0:00	0	0	0	0.00	0	.000
31	Corey Quinn	2	118:14	1	0	24	12.18	83	.775

BUFFALO BANDITS

REGULAR SEASON STATS

REGULAR SEASON SCORING 2004

#	Player	GP	G	A	PTS	PIM	SOG	S	LB
11	John Tavares	16	49	44	93	25	159	212	118
44	Mike Accursi	16	26	28	54	18	122	167	87
13	Jonas Derks	15	24	30	54	6	96	133	88
9	Mark Steenhuis	16	27	17	44	20	75	98	129
19	Jason Clark	16	14	25	39	4	75	96	65
54	Jason Crosbie	16	19	19	38	14	74	99	81
23	Pat McCready	16	6	20	26	36	21	32	166
8	AJ Shannon	16	9	15	24	9	38	63	71
6	Neal Powless	11	9	10	19	4	35	47	28
49	Aime Caines	7	6	7	13	11	20	25	25
30	Steve Dietrich	12	0	12	12	0	0	0	47
84	Kerry Susheski	3	4	3	7	13	15	17	14
16	Rich Kilgour	13	1	6	7	22	6	9	51
20	Andy Ogilvie	3	2	3	5	34	3	5	24
3	Billy Dee Smith	15	2	2	4	56	8	12	40
63	Thomas Montour	3	1	3	4	0	8	5	17
27	Kyle Couling	12	0	4	4	17	0	1	45
85	Derek General	11	0	4	4	5	0	0	24
97	Bryan Kazarian	4	2	1	3	2	9	12	13
25	Drew Candy	11	2	1	3	54	6	6	15
33	Roy Colsey	2	1	1	2	2	9	18	10
90	Mike Hominuck	2	1	1	2	0	7	8	11
32	Chris Langdale	12	0	2	2	42	2	2	36
17	Kyle Laverty	13	0	2	2	63	1	1	33
18	Randy Fraser	6	0	1	1	15	2	2	12
22	Ryan Powell	1	0	1	1	2	0	1	5
10	Darren Mutch	6	0	0	0	14	3	3	20
31	Corey Quinn	3	0	0	0	0	0	0	0
#	Goalies	GP	MIN	W	L	GA	GAA	SV	SV%
30	Steve Dietrich	12	483:29	5	4	91	11.30	313	.775
85	Derek General	11	488:03	3	4	106	13.04	316	.748

PLAYOFF SCORING 2004

#	Player	GP	G	A	PTS	PIM	SOG	S	LB
11	John Tavares	3	7	13	20	4	24	33	21
13	Jonas Derks	3	9	6	15	2	18	23	9
44	Mike Accursi	3	6	7	13	2	30	37	16
9	Mark Steenhuis	3	7	4	11	2	27	32	36
54	Jason Crosbie	3	2	8	10	4	11	16	8
8	AJ Shannon	3	4	5	9	2	8	12	11
19	Jason Clark	3	3	2	5	0	7	8	6
97	Bryan Kazarian	3	1	4	5	2	6	7	10
23	Pat McCready	3	2	2	4	0	9	10	24
16	Rich Kilgour	3	1	3	4	8	1	1	11
6	Neal Powless	3	1	2	3	0	3	6	4
30	Steve Dietrich	3	0	3	3	0	0	0	7
17	Kyle Laverty	3	0	2	2	0	1	1	15
20	Andy Ogilvie	3	0	1	1	6	3	5	23
3	Billy Dee Smith	3	0	1	1	4	0	0	11
32	Chris Langdale	3	0	0	0	6	0	1	6
27	Kyle Couling	3	0	0	0	11	1	1	10
85	Derek General	3	0	0	0	0	0	0	0
#	Goalies	GP	MIN	W	L	GA	GAA	SV	SV%
30	Steve Dietrich	3	174:16	2	1	32	11.03	129	.801
85	Derek General	1	5:44	0	0	1	12.50	3	.750

BUFFALO BANDITS

REGULAR SEASON STATS

REGULAR SEASON SCORING 2005

#	Player	GP	G	A	PTS	PIM	PPG	SHG	GWG	LB	Shots	SPCT	SOG	FO
11	John Tavares	16	43	59	102	9	13	1	2	126	245	.176	184	0-0
15	Dan Teat	16	26	39	65	24	7	1	1	84	136	.191	105	1-5
9	Mark Steenhuis	16	34	28	62	23	1	3	1	141	145	.234	114	7-10
54	Jason Crosbie	14	20	30	50	10	5	0	1	69	69	.290	56	60-159
99	Delby Powless	13	20	24	44	4	2	0	2	57	104	.192	73	25-58
8	A.J. Shannon	16	25	15	40	8	6	0	3	78	132	.189	100	0-0
49	Amie Caines	13	13	15	28	10	3	0	0	33	67	.194	55	0-0
23	Pat McCready	7	16	23	44	0	0	0	0	77	30	.233	21	0-1
97	Bryan Kazarian	13	1	17	18	20	0	0	0	53	34	.029	26	0-0
7	Jon Harasym	7	4	7	11	4	1	0	0	43	32	.125	23	0-0
	(TOT)	9	7	10	17	4	1	1	0	52	47	.149	31	0-0
90	Mike Hominuck	8	5	7	12	2	0	0	0	36	47	.106	33	0-0
27	Kyle Couling	14	1	8	9	15	0	0	0	54	4	.250	3	0-1
63	Thomas Montour	4	4	4	8	2	0	0	0	24	23	.174	181	5-32
13	Jonas Derks	3	3	5	8	2	0	0	0	12	23	.130	18	7-13
17	Kyle Laverty	16	2	5	7	51	0	0	0	51	6	.333	6	0-0
16	Rich Kilgour	11	2	4	6	18	0	1	0	52	6	.333	3	41-132
5	Clay Hill	16	1	5	6	12	1	0	0	62	15	.067	15	3-11
85	Derek General	8	0	5	5	0	0	0	0	0	0	.000	0	0-0
3	Billy Dee Smith	16	3	1	4	60	0	1	1	37	11	.273	9	0-0
26	Greg Floris	6	1	2	3	6	0	0	0	18	1	1.000	1	0-0
30	Steve Dietrich	15	0	3	3	0	0	0	0	7	0	.000	0	0-0
25	Drew Candy	5	0	3	3	11	0	0	0	10	2	.000	1	0-1
14	Kyle Jamieson	4	1	1	2	0	0	0	0	19	1	1.000	1	4-13
19	Tyler Francey	9	1	0	1	30	0	0	0	38	2	.500	2	6-10
6	Chris White	7	0	1	1	17	0	0	0	22	0	.000	0	0-0
#	Goalies	GP	MIN	W	L	GA	GAA	SV	SV%					
30	Steve Dietrich	15	450:00	9	4	137	10.96	511	.789					
85	Derek General	8	409:00	2	1	46	13.19	117	.718					

PLAYOFF SCORING 2005

#	Player	GP	G	A	PTS	PIM	PPG	SHG	GWG	LB	Shots	SPCT	SOG	FO
9	Mark Steenhuis	1	5	1	6	0	0	1	0	7	12	.417	9	0-0
8	AJ Shannon	1	3	2	5	0	1	0	0	10	7	.429	6	0-0
11	John Tavares	1	2	3	5	0	1	0	0	9	18	.111	11	0-0
99	Delby Powless	1	1	4	5	0	0	0	0	2	10	.100	6	0-0
23	Pat McCready	1	1	2	3	2	1	0	0	9	2	.500	1	0-0
54	Jason Crosbie	1	0	3	3	0	0	0	0	10	4	.000	1	9-27
15	Dan Teat	1	1	1	2	0	1	0	0	3	5	.200	3	0-0
49	Aime Caines	1	1	0	1	0	0	0	0	1	6	.167	4	0-0
63	Thomas Montour	1	0	1	1	0	0	0	0	3	3	.00	1	0-0
3	Billy DeeSmith	1	0	0	0	4	0	0	0	1	0	.000	0	0-0
5	Clay Hill	1	0	0	0	0	0	0	0	5	0	.000	0	0-0
6	Chris White	1	0	0	0	2	0	0	0	2	0	.000	0	0-0
16	Rich Kilgour	1	0	0	0	0	0	0	0	2	1	.000	1	2-10
17	Kyle Laverty	1	0	0	0	2	0	0	0	3	1	.000	1	0-0
27	Kyle Couling	1	0	0	0	2	0	0	0	3	1	.000	0	0-0
30	Steve Dietrich	1	0	0	0	0	0	0	0	0	0	.000	0	0-0
85	Derek General	1	0	0	0	2	0	0	0	0	0	.000	0	0-0
97	Bryan Kazarian	1	0	0	0	2	0	0	0	3	1	.000	1	0-0
7	Jon Harasym	0	0	0	0	0	0	0	0	0	0	.000	0	0-0
19	Tyler Francey	0	0	0	0	0	0	0	0	0	0	.000	0	0-0
25	Drew Candy	0	0	0	0	0	0	0	0	0	0	.000	0	0-0
26	Greg Floris	0	0	0	0	0	0	0	0	0	0	.000	0	0-0
90	Mike Hominuck	0	0	0	0	0	0	0	0	0	0	.000	0	0-0
	x Kyle Jamieson	0	0	0	0	0	0	0	0	0	0	.000	0	0-0
#	Goalies	GP	MIN	W	L	GA	GAA	SV	SV%					
30	Steve Dietrich	1	45:13	0	1	15	19.90	21	.583					
85	Derek General	1	13:10	0	0	4	18.23	7	.636					

BUFFALO BANDITS

REGULAR SEASON STATS

REGULAR SEASON SCORING 2006

#	Player	GP	G	A	PTS	PIM	PPG	SHG	GWG	LB	Shots	SPCT	SOG	FO
11	John Tavares	16	32	53	85	12	7	1	1	95	177	.181	133	0-0
9	Mark Steenhuis	15	34	23	57	22	8	4	4	144	181	.188	147	0-1
15	Dan Teat	15	27	29	56	10	11	0	2	50	102	.265	87	0-0
72	Cory Bomberry	15	21	27	48	22	11	0	2	89	91	.231	69	142-310
99	Delby Powless	15	12	33	45	10	1	2	0	64	91	.132	64	8-25
23	Pat McCready	15	11	15	26	36	0	2	0	154	49	.224	37	0-0
93	Kim Squire	12	13	10	23	12	3	0	1	43	92	.141	71	0-0
8	A.J. Shannon	9	7	16	23	2	2	1	0	44	47	.149	30	0-0
12	Lindsay Plunkett	7	9	9	18	4	2	0	1	21	52	.173	39	0-0
81	Roger Vyse	6	7	8	15	0	1	0	1	26	30	.233	24	0-0
54	Jason Crosbie	7	6	8	14	6	2	0	0	26	27	.222	18	13-51
7	Jon Harasym	9	3	7	10	6	2	0	0	29	26	.115	16	0-0
16	Rich Kilgour	15	2	7	9	8	0	1	0	62	7	.286	6	10-39
6	Chris White	16	0	8	8	51	0	0	0	58	5	.000	2	0-0
30	Steve Dietrich	15	0	7	7	0	0	0	0	13	0	.000	0	0-0
3	Billy Dee Smith	11	5	1	6	45	0	0	0	42	17	.294	15	0-0
27	Kyle Couling	14	2	4	6	26	0	0	0	64	12	.167	9	0-0
5	Clay Hill	11	2	3	5	4	0	0	0	52	11	.182	9	0-1
17	Kyle Laverty	16	0	5	5	46	0	0	0	74	6	.000	4	0-0
32	Chris Langdale	12	0	4	4	6	0	0	0	24	0	.000	0	0-0
97	Bryan Kazarian	11	0	4	4	10	0	0	0	44	11	.000	7	1-2
2	Troy Bonterre	7	0	2	2	38	0	0	0	22	3	.000	1	0-0
29	Ken Montour	4	0	2	2	0	0	0	0	1	0	.000	0	0-0
60	Ryan Avery	3	0	1	1	0	0	0	0	0	0	.000	0	0-0
77	Jeff Shattler	1	0	1	1	0	0	0	0	3	2	.000	2	0-0
12	Kyle Schmelzie	1	0	0	0	0	0	0	0	6	0	.000	0	0-0
#	Goalies	GP	MIN	W	L	GA	GAA	SV	SV%					
30	Steve Dietrich	15	812:34	10	4	135	9.97	568	.808					
29	Ken Montour	4	116:48	1	1	25	12.84	86	.775					
60	Ryan Avery	3	30:00	0	0	6	12.00	24	.800					

PLAYOFF SCORING 2006

#	Player	GP	G	A	PTS	PIM	PPG	SHG	GWG	LB	Shots	SPCT	SOG	FO
99	Delby Powless	3	3	12	15	2	1	0	0	8	12	.250	9	0-0
72	Cory Bomberry	3	3	9	12	5	1	0	0	17	24	.125	16	28-60
11	John Tavares	3	7	4	11	0	1	1	0	13	25	.280	20	0-0
81	Roger Vyse	3	3	6	9	2	1	0	0	9	10	.300	8	0-0
9	Mark Steenhuis	3	5	3	8	0	0	0	2	17	37	.135	27	0-0
15	Dan Teat	3	5	3	8	2	1	1	0	16	20	.250	16	0-0
54	Jason Crosbie	3	3	4	7	0	1	0	0	7	13	.231	10	5-9
93	Kim Squire	3	2	2	4	10	0	0	0	7	19	.105	15	0-0
23	Pat McCready	3	1	3	4	0	0	0	0	27	12	.083	9	0-1
3	Billy Dee Smith	3	1	2	3	25	0	0	0	8	4	.250	4	0-0
2	Troy Bonterre	3	2	0	2	4	0	1	0	3	2	1.000	2	0-0
6	Chris White	3	0	2	2	10	0	0	0	11	1	.000	1	0-0
16	Rich Kilgour	3	0	2	2	4	0	0	0	8	1	.000	0	4-13
27	Kyle Couling	3	0	2	2	2	0	0	0	14	4	.000	2	0-0
30	Steve Dietrich	3	0	2	2	0	0	0	0	0	0	.000	0	0-0
17	Kyle Laverty	3	0	1	1	6	0	0	0	12	1	.000	1	0-0
32	Chris Langdale	3	0	0	0	2	0	0	0	3	0	.000	0	0-0
29	Ken Montour	1	0	0	0	0	0	0	0	0	0	.000	0	0-0
#	Goalies	GP	MIN	W	L	GA	GAA	SV	SV%					
29	Ken Montour	1	17:47	0	1	2	6.75	12	.857					
30	Steve Dietrich	3	162:13	2	0	34	12.58	127	.789					

BUFFALO BANDITS

REGULAR SEASON STATS

REGULAR SEASON SCORING 2007

#	Player	GP	G	A	PTS	PIM	PPG	SHG	GWG	LB	Shots	SPCT	SOG	FO
11	John Tavares	15	42	61	103	6	9	2	5	77	161	.261	124	0-0
51	Kevin Dostie	16	29	33	62	15	4	1	3	96	157	.185	112	2-2
15	Dan Teat	16	20	30	50	14	8	0	1	64	113	.177	94	0-0
9	Mark Steenhuis	15	25	24	49	4	4	1	0	108	122	.205	192	2-14
72	Cory Bomberry	15	16	33	49	13	9	0	2	46	85	.188	58	94-171
99	Delby Powless	15	21	22	43	4	11	0	1	50	93	.226	68	9-21
26	Brett Bucktooth	11	12	14	26	14	1	1	0	57	69	.174	46	19-48
54	Jason Crosbie	12	11	14	25	8	2	0	0	53	61	.180	44	57-145
81	Roger Vyse	12	12	12	24	0	2	0	0	46	77	.156	53	0-0
10	Pat McCready	13	5	18	23	25	0	0	0	126	33	.152	22	0-2
16	Rich Kilgour	13	4	8	12	10	0	0	0	34	6	.667	5	6-53
17	Kyle Laverty	15	4	6	10	66	1	0	0	81	9	.444	8	0-0
5	Clay Hill	16	1	7	8	4	0	0	0	60	13	.077	11	0-0
3	Billy Dee Smith	14	0	8	8	29	0	0	0	40	4	.000	4	0-1
6	Chris White	15	0	5	5	51	0	0	0	39	3	.000	3	0-1
30	Steve Dietrich	9	0	5	5	0	0	0	0	3	0	.000	0	0-0
18	Phil Sanderson	6	2	2	4	0	0	0	0	35	5	.400	5	0-1
19	Brenden Thenhaus	4	2	2	4	2	1	0	0	12	14	.143	12	0-0
27	Kyle Couling	16	1	3	4	26	0	0	0	77	6	.167	4	0-0
66	Mike Thompson	10	0	2	2	0	0	0	0	7	0	.000	0	0-0
21	Daryl Seymour	7	0	1	1	4	0	0	0	6	1	.000	0	0-0
2	Troy Bonterre	8	0	0	0	54	0	0	0	10	1	.000	1	0-0
86	Daniel Sams	1	0	0	0	0	0	0	0	0	0	.000	0	0-0

#	Goalies	GP	MIN	W	L	GA	GAA	SV	SV%
30	Steve Dietrich	9	431:22	5	2	83	11.54	290	.777
66	Mike Thompson	10	511:39	5	4	103	12.08	324	.759
86	Daniel Sams	1	15:00	0	0	2	8.00	7	.788

PLAYOFF SCORING 2007

#	Player	GP	G	A	PTS	PIM	PPG	SHG	GWG	LB	Shots	SPCT	SOG	FO
11	John Tavares	2	5	5	10	2	0	0	1	12	24	.208	20	0-0
51	Kevin Dostie	2	5	3	10	0	2	0	0	10	25	.200	18	0-0
99	Delby Powless	2	2	6	8	2	0	0	0	9	14	.143	12	0-0
15	Dan Teat	2	2	3	5	0	1	0	0	10	15	.133	11	0-0
26	Brett Bucktooth	2	3	2	5	2	0	1	0	6	12	.250	9	0-0
72	Cory Bomberry	2	2	3	5	0	1	0	0	10	15	.133	10	10-20
56	Jason Crosbie	2	3	1	4	0	0	1	0	5	14	.214	10	15-33
5	Clay Hill	2	1	3	4	0	0	0	0	14	1	1.000	1	0-0
6	Chris White	2	0	3	3	6	0	0	0	8	0	.000	0	0-0
9	Mark Steenhuis	2	2	1	3	2	0	0	0	13	20	.100	15	0-0
10	Pat McCready	2	1	1	2	2	0	0	0	11	4	.250	4	0-0
16	Rich Kilgour	2	1	1	2	0	0	1	0	10	2	.500	1	0-2
66	Mike Thompson	2	0	2	2	0	0	0	0	0	0	.000	0	0-0
18	Phil Sanderson	2	0	1	1	0	0	0	0	8	0	.000	0	1-2
3	Billy Dee Smith	2	0	0	0	2	0	0	0	6	0	.000	0	0-0
17	Kyle Laverty	2	0	0	0	2	0	0	0	12	1	.000	0	0-0
27	Kyle Couling	2	0	0	0	0	0	0	0	8	0	.000	0	0-0

#	Goalies	GP	MIN	W	L	GA	GAA	SV	SV%
30	Steve Dietrich	0	0:00	0	0	0	0.00	0	.000
66	Mike Thompson	2	119:36	1	1	21	10.54	90	.811

BUFFALO BANDITS

REGULAR SEASON STATS

REGULAR SEASON SCORING 2008

#	Player	GP	G	A	PTS	PIM	PPG	SHG	GWG	LB	Shots	SPCT	SOG	FO
11	John Tavares	16	29	58	87	23	11	4	1	91	153	.190	121	0-0
9	Mark Steenhuis	15	34	41	75	27	4	1	3	121	183	.186	145	0-0
99	Delby Powless	16	18	37	55	10	6	1	1	29	81	.222	63	0-0
72	Cory Bomberry	16	17	38	55	10	6	2	2	59	91	.187	58	94-207
81	Roger Vyse	14	14	21	48	4	9	0	0	48	113	.186	80	0-0
44	Mike Accursi	4	6	3	9	0	1	0	0	17	37	.162	27	8-16
	(TOT)	13	17	25	42	6	4	0	0	54	147	.116	88	56-116
51	Kevin Dostie	10	22	14	36	11	5	0	1	34	104	.212	69	0-0
15	Dan Teat	12	11	23	34	2	2	0	0	38	77	.143	55	0-1
10	Pat McCready	15	8	15	23	44	1	1	0	121	42	.190	32	0-0
2	Ian Llord	15	5	12	17	26	0	0	0	71	14	.357	12	0-0
5	Clay Hill	16	7	5	12	4	0	0	0	85	36	.194	30	0-0
3	Billy Dee Smith	14	7	2	9	58	0	0	0	57	30	.223	20	0-1
17	Kyle Laverty	16	2	7	9	70	1	1	1	63	5	.400	3	0-0
26	Brett Bucktooth	4	4	3	7	4	0	0	0	8	23	.174	16	0-0
6	Chris White	16	3	4	7	59	0	1	0	50	6	.500	4	0-0
18	Phil Sanderson	16	0	7	7	20	0	0	0	92	7	.000	4	31-112
4	Andrew Lazore	2	3	2	5	0	1	1	0	5	13	.231	9	0-0
	(TOT)	4	3	3	6	0	1	1	0	8	29	.103	19	0-0
12	Brandon Swamp	8	2	4	6	11	0	0	0	27	8	.250	8	0-0
24	Kyle Schmelzle	8	2	3	5	9	0	0	0	27	7	.286	5	0-0
16	Rich Kilgour	15	1	3	4	28	1	0	0	29	7	.143	5	1-21
20	Rusty Kruger	3	1	2	3	15	0	0	1	6	5	.200	4	0-0
	Totals	3	1	2	3	15	0	0	1	6	5	.200	4	0-0
29	Ken Montour	10	0	3	3	0	0	0	0	4	0	.000	0	0-0
66	Mike Thompson	11	0	2	2	2	0	0	0	5	0	.000	0	0-0
14	Joe Smith	2	0	1	1	0	0	0	0	0	0	.000	0	0-0
84	Brandon Francis	3	0	0	0	0	0	0	0	9	5	.000	3	31-83
86	Daniel Sams	1	0	0	0	0	0	0	0	1	0	.000	0	0-0
#	Goalies	GP	MIN	W	L	GA	GAA	SV	SV%					
29	Ken Montour	10	480:45	4	5	82	10.23	346	.808					
66	Mike Thompson	14	421:36	5	1	83	11.81	266	.762					
86	Daniel Sams	1	60:00	1	0	8	8.00	60	.882					

PLAYOFF SCORING 2008

#	Player	GP	G	A	PTS	PIM	PPG	SHG	GWG	LB	Shots	SPCT	SOG	FO
11	John Tavares	3	5	14	19	0	0	0	0	22	20	.250	17	0-0
9	Mark Steenhuis	3	12	5	17	6	2	0	1	23	42	.286	31	0-0
44	Mike Accursi	3	7	10	17	4	0	0	0	14	30	.233	19	0-1
51	Kevin Dostie	3	9	5	14	2	1	0	2	11	28	.321	18	0-0
81	Roger Vyse	3	2	11	13	0	0	0	0	17	20	.100	8	0-0
26	Brett Bucktooth	3	5	4	9	2	0	2	0	19	17	.294	12	0-1
10	Pat McCready	3	0	8	8	19	0	0	0	23	5	.000	4	0-0
99	Delby Powless	3	2	3	5	4	0	0	0	2	7	.286	5	0-0
3	Billy Dee Smith	3	4	0	4	2	0	1	0	16	6	.667	4	0-3
72	Cory Bomberry	3	3	1	4	4	1	0	0	8	16	.063	9	8-36
17	Kyle Laverty	3	0	2	2	6	0	0	0	11	0	.000	0	0-0
2	Ian Llord	3	0	1	1	28	0	0	0	10	0	.000	0	0-0
5	Clay Hill	3	0	1	1	2	0	0	0	9	0	.000	0	0-0
6	Chris White	3	0	1	1	2	0	0	0	14	0	.000	0	0-0
18	Phil Sanderson	3	0	1	1	4	0	0	0	19	1	.000	0	11-45
66	Mike Thompson	2	0	1	1	0	0	0	0	0	0	.000	0	0-0
16	Rich Kilgour	3	0	0	0	0	0	0	0	7	2	.000	2	0-10
29	Ken Montour	1	0	0	0	0	0	0	0	0	0	.000	0	0-0
#	Goalies	GP	MIN	W	L	GA	GAA	SV	SV%					
29	Ken Montour	1	60:00	1	0	12	12.00	41	.774					
66	Mike Thompson	2	120:00	2	0	25	12.50	85	.773					

BUFFALO BANDITS

REGULAR SEASON STATS

REGULAR SEASON SCORING 2009

#	Player	GP	G	A	PTS	PIM	PPG	SHG	GWG	LB	Shots	SPCT	SOG	FO
9	Mark Steenhuis	16	51	50	101	24	3	2	3	117	254	.201	186	0-0
11	John Tavares	16	51	43	94	6	15	1	3	98	143	.357	117	0-0
44	Mike Accursi	16	30	30	60	4	6	1	0	66	152	.197	108	0-0
72	Cory Bomberry	15	15	36	51	11	6	0	0	46	99	.152	62	35-92
81	Roger Vyse	15	27	19	46	0	6	0	2	57	107	.252	76	0-0
19	Sean Greenhalgh	15	15	22	37	0	2	1	0	51	114	.132	82	0-0
51	Kevin Dostie	14	8	18	26	4	1	1	1	28	51	.157	31	4-9
63	Thomas Montour	12	5	15	20	4	0	0	1	90	33	.152	25	0-0
10	Pat McCready	9	4	12	16	24	0	1	0	55	15	.267	11	0-0
28	Clay Hill	14	2	13	15	10	0	0	0	73	21	.095	19	0-0
8	Delby Powless	8	3	11	14	0	0	0	0	10	28	.107	22	0-0
3	Billy Dee Smith	13	5	7	12	33	0	0	0	47	16	.313	15	0-0
18	Phil Sanderson	16	1	11	12	15	0	0	0	137	4	.250	4	33-140
6	Chris White	16	0	8	8	47	0	0	0	66	3	.000	1	1-2
2	Ian Llord	14	1	6	7	23	0	0	0	50	7	.143	4	0-3
24	Kyle Schmelzle	10	2	4	6	6	0	0	0	46	4	.500	3	0-5
26	Brett Bucktooth	1	1	3	4	2	0	0	0	3	1	1.000	1	0-0
29	Ken Montour	12	0	4	4	0	0	0	0	0	0	.000	0	0-0
88	Cody Jacobs	2	1	2	3	0	1	0	0	5	10	.100	8	0-0
16	Rich Kilgour	6	0	3	3	5	0	0	0	19	0	.000	0	0-1
66	Mike Thompson	7	0	2	2	0	0	0	0	0	0	.000	0	0-0
14	Joe Smith	10	0	1	1	4	0	0	0	23	1	.000	0	0-0
84	Brandon Francis	9	0	1	1	40	0	0	0	32	0	.000	0	85-210
12	Brian Croswell	4	0	0	0	42	0	0	0	6	6	.000	6	0-0
#	Goalies	GP	MIN	W	L	GA	GAA	SV	SV%					
29	Ken Montour	12	651:46	8	3	104	9.57	451	.813					
66	Mike Thompson	7	313:49	2	3	66	12.62	208	.759					

PLAYOFF SCORING 2009

#	Player	GP	G	A	PTS	PIM	PPG	SHG	GWG	LB	Shots	SPCT	SOG	FO
11	John Tavares	2	2	6	8	0	0	1	0	10	19	.105	10	0-0
9	Mark Steenhuis	2	4	2	6	2	0	0	1	6	33	.121	26	0-0
19	Sean Greenhalgh	2	2	3	5	0	0	0	0	7	15	.133	9	0-0
72	Cory Bomberry	2	1	4	5	2	0	0	0	2	9	.111	6	1-6
44	Mike Accursi	2	2	2	4	2	1	0	0	9	19	.105	11	0-0
51	Kevin Dostie	2	1	1	2	0	1	0	0	4	11	.091	8	0-0
10	Pat McCready	2	0	2	2	6	0	0	0	16	5	.000	3	0-0
24	Kyle Schmelzle	2	1	0	1	2	0	0	0	5	1	1.000	1	4-26
63	Thomas Montour	2	1	0	1	2	0	0	0	10	5	.200	3	0-0
3	Billy Dee Smith	2	0	1	1	4	0	0	0	8	1	.000	1	0-0
14	Joe Smith	2	0	1	1	2	0	0	0	6	0	.000	0	0-0
28	Clay Hill	2	0	1	1	0	0	0	0	8	2	.000	1	0-0
81	Roger Vyse	2	0	1	1	2	0	0	0	4	13	.000	10	0-0
2	Ian Llord	2	0	0	0	8	0	0	0	8	0	.000	0	0-0
6	Chris White	2	0	0	0	2	0	0	0	4	1	.000	1	0-1
18	Phil Sanderson	2	0	0	0	5	0	0	0	12	0	.000	0	2-6
29	Ken Montour	2	0	0	0	0	0	0	0	0	0	.000	0	0-0
66	Mike Thompson	1	0	0	0	0	0	0	0	0	0	.000	0	0-0
8	Delby Powless	0	0	0	0	0	0	0	0	0	0	.000	0	0-0
12	Brian Croswell	0	0	0	0	0	0	0	0	0	0	.000	0	0-0
16	Rich Kilgour	0	0	0	0	0	0	0	0	0	0	.000	0	0-0
26	Brett Bucktooth	0	0	0	0	0	0	0	0	0	0	.000	0	0-0
84	Brandon Francis	0	0	0	0	0	0	0	0	0	0	.000	0	0-0
#	Goalies	GP	MIN	W	L	GA	GAA	SV	SV%					
29	Ken Montour	2	104:24	1	1	16	9.20	74	.857					
66	Mike Thompson	1	15:36	0	0	1	3.85	6	.822					

BUFFALO BANDITS

REGULAR SEASON STATS

REGULAR SEASON SCORING 2010

#	Player	GP	G	A	PTS	PIM	PPG	SHG	GWG	LB	Shots	Pts/Game	SOG	FO
9	Mark Steenhuis	16	36	54	90	27	11	0	3	99	238	5.62	175	0-0
11	John Tavares	10	21	28	49	22	6	0	0	57	105	4.90	67	0-0
44	Mike Accursi	15	25	19	44	16	6	1	0	49	151	2.93	106	1-7
51	Kevin Dostie	13	16	17	33	0	6	0	0	43	86	2.54	66	2-6
26	Brett Bucktooth	16	16	11	27	13	3	2	0	63	61	1.69	49	0-0
81	Roger Vyse	8	9	18	27	4	0	2	0	31	59	3.38	45	0-0
5	Frank Resetarits	13	11	12	23	0	1	0	0	14	71	1.77	58	0-0
63	Tom Montour	14	9	12	21	26	0	2	0	112	27	1.50	24	0-12
22	Kyle Clancy	6	6	15	21	4	1	1	0	8	33	3.50	22	0-0
7	Jon Harasym	14	4	10	14	32	0	0	0	66	13	1.00	8	14-62
19	Sean Greenhalgh	6	3	9	12	5	0	0	0	13	38	2.00	19	0-0
15	Chris Corbeil	12	3	6	9	2	0	1	0	81	11	0.75	7	0-0
3	Billy Dee Smith	16	4	4	8	48	0	1	0	67	19	0.50	15	0-0
2	Ian Llord	12	1	7	8	53	0	0	0	44	6	0.67	6	0-0
65	Clay Hill	10	0	8	8	4	0	0	0	48	7	0.80	5	0-0
91	Darryl Gibson	11	0	8	8	21	0	0	0	35	3	0.73	3	0-0
23	Steve Priolo	9	0	7	7	22	0	0	0	22	2	0.78	2	0-1
24	Kyle Schmelzle	13	1	5	6	7	0	0	0	66	8	0.46	6	70-178
6	Chris White	14	0	6	6	13	0	0	0	67	4	0.43	3	0-0
93	Chris Driscoll	4	2	3	5	2	0	0	0	10	10	1.25	6	0-0
29	Ken Montour	7	0	4	4	0	0	0	0	7	0	0.57	0	0-0
66	Mike Thompson	8	0	4	4	0	0	0	0	3	0	0.50	0	0-0
18	AJ Shannon	3	1	2	3	2	0	0	0	7	17	1.00	14	0-0
84	Brandon Francis	10	1	2	3	53	0	0	0	13	8	0.30	7	56-138
55	Angus Goodleaf	4	0	2	2	2	0	0	0	2	0	0.50	0	0-0
14	Joe Smith	9	0	1	1	0	0	0	0	19	1	0.11	1	0-0
8	Delby Powless	1	0	0	0	0	0	0	0	3	3	0.00	2	0-0
#	Goalies	GP	MIN	W	L	GA	GAA	SV	SV%					
66	Mike Thompson	11	387:03	5	1	64	9.92	271	.809					
55	Angus Goodleaf	13	189:48	1	3	34	10.75	124	.785					
29	Ken Montour	7	385:33	2	4	70	10.89	260	.788					

PLAYOFF SCORING 2010

#	Player	GP	G	A	PTS	PIM	PPG	SHG	GWG	LB	Shots	Pts/Game	SOG	FO
44	Mike Accursi	1	6	3	9	0	0	0	0	3	13	9.00	10	0-0
9	Mark Steenhuis	1	2	4	6	0	0	0	0	4	13	6.00	10	0-0
81	Roger Vyse	1	1	3	4	0	0	0	0	3	3	4.00	3	0-0
51	Kevin Dostie	1	0	4	4	0	0	0	0	6	2	4.00	1	0-0
26	Brett Bucktooth	1	2	1	3	0	0	0	0	1	8	3.00	4	0-0
11	John Tavares	1	0	2	2	0	0	0	0	5	9	2.00	8	0-0
7	Jon Harasym	1	0	1	1	0	0	0	0	6	1	1.00	1	0-0
3	Billy Dee Smith	1	0	1	1	2	0	0	0	6	0	1.00	0	0-0
15	Chris Corbeil	1	0	0	0	0	0	0	0	12	1	0.00	0	0-0
84	Brandon Francis	1	0	0	0	0	0	0	0	0	0	0.00	0	6-14
91	Darryl Gibson	1	0	0	0	0	0	0	0	5	0	0.00	0	0-0
55	Angus Goodleaf	1	0	0	0	0	0	0	0	0	0	0.00	0	0-0
65	Clay Hill	1	0	0	0	0	0	0	0	2	0	0.00	0	0-0
2	Ian Llord	1	0	0	0	0	0	0	0	1	0	0.00	0	0-0
63	Tom Montour	1	0	0	0	0	0	0	0	2	0	0.00	0	0-0
24	Kyle Schmelzle	1	0	0	0	0	0	0	0	6	0	0.00	0	7-14
66	Mike Thompson	1	0	0	0	2	0	0	0	7	0	0.00	0	0-0
#	Goalies	GP	MIN	W	L	GA	GAA	SV	SV%					
66	Mike Thompson	1	55:02	0	1	13	14.17	29	.609					
55	Angus Goodleaf	1	4:58	0	0	0	0.00	4	1.000					

BUFFALO BANDITS

REGULAR SEASON STATS

REGULAR SEASON SCORING 2011

#	Player	GP	G	A	PTS	PIM	PPG	SHG	GWG	LB	Shots	Pts/Game	SOG	FO
11	John Tavares	16	32	46	78	10	4	1	3	59	172	4.88	131	0-0
9	Mark Steenhuis	16	22	39	61	18	6	2	1	82	175	3.81	122	0-0
17	Tracey Kelusky	16	21	33	54	11	3	0	2	54	137	3.38	102	1-1
20	Chad Culp	15	21	19	40	10	1	0	1	61	107	2.67	88	0-0
81	Roger Vyse	13	16	20	36	2	6	0	0	49	89	2.77	58	1-1
10	Brenden Thenhaus	16	17	18	35	8	0	0	1	42	86	2.19	64	0-0
26	Brett Bucktooth	15	12	19	31	12	4	0	0	45	109	2.07	80	0-0
63	Tom Montour	15	6	11	17	14	0	2	0	104	28	1.13	20	1-1
22	Kyle Clancy	9	5	7	12	4	0	0	0	14	37	1.33	25	0-0
15	Chris Corbeil	16	5	6	11	10	0	1	0	121	16	0.69	15	0-0
6	Chris White	16	0	11	11	14	0	0	0	84	4	0.69	3	2-2
4	Scott Self	15	2	8	10	36	0	0	1	77	14	0.67	9	8-20
5	Frank Resetarits	6	4	3	7	15	2	0	0	16	37	1.17	29	0-0
65	Clay Hill	16	1	6	7	21	0	0	1	43	6	0.44	4	0-1
75	Jay Thorimbert	14	1	5	6	0	0	0	0	81	18	0.43	12	84-17
23	Steve Priolo	14	0	6	6	38	0	0	0	44	6	0.43	5	0-0
7	Jon Harasym	15	2	2	4	36	0	0	0	65	13	0.27	10	4-13
84	Brandon Francis	15	1	3	4	70	0	0	0	14	15	0.27	11	114-184
88	Travis Irving	10	1	2	3	18	0	0	0	20	1	0.30	1	0-0
66	Mike Thompson	14	0	2	2	0	0	0	0	11	0	0.14	0	0-0
55	Angus Goodleaf	5	0	1	1	0	0	0	0	1	0	0.20	0	0-0
2	Ian Llord	10	0	1	1	4	0	0	0	32	1	0.10	1	0-0
0	Ben McCullough	1	0	0	0	7	0	0	0	2	0	0.00	0	0-0
98	Jimmy Purves	1	0	0	0	5	0	0	0	5	0	0.00	0	0-0
19	Darryl Gibson	8	0	0	0	8	0	0	0	24	0	0.00	0	0-0
#	Goalies	GP	MIN	W	L	GA	GAA	SV	SV%					
66	Mike Thompson	16	763:13	10	3	123	9.67	450	.785					
55	Angus Goodleaf	16	206:01	0	3	35	10.19	115	.767					

PLAYOFF SCORING 2011

#	Player	GP	G	A	PTS	PIM	PPG	SHG	GWG	LB	Shots	Pts/Game	SOG	FO
81	Roger Vyse	2	7	2	9	2	2	0	0	4	20	4.50	15	0-0
11	John Tavares	1	3	4	7	0	2	0	1	3	10	7.00	9	0-0
9	Mark Steenhuis	2	2	5	7	2	0	0	0	7	23	3.50	15	0-0
20	Chad Culp	2	3	3	6	0	0	0	0	9	13	3.00	9	0-0
63	Tom Montour	2	0	6	6	2	0	0	0	21	3	3.00	1	0-0
22	Kyle Clancy	1	4	1	5	0	0	0	0	3	8	5.00	7	0-0
17	Tracey Kelusky	2	2	3	5	0	0	0	0	10	14	2.50	7	0-0
26	Brett Bucktooth	2	0	4	4	0	0	0	0	3	14	2.00	9	0-0
65	Clay Hill	2	1	1	2	0	0	0	0	4	8	1.00	4	0-0
7	Jon Harasym	2	0	2	2	0	0	0	0	7	1	1.00	1	0-0
10	Brenden Thenhaus	2	0	2	2	0	0	0	0	13	6	1.00	5	0-0
55	Angus Goodleaf	1	0	1	1	0	0	0	0	0	0	1.00	0	0-0
15	Chris Corbeil	2	0	1	1	0	0	0	0	19	2	0.50	1	0-0
66	Mike Thompson	2	0	1	1	0	0	0	0	1	0	0.50	0	0-0
6	Chris White	2	0	1	1	6	0	0	0	8	0	0.50	0	0-0
19	Darryl Gibson	2	0	0	0	2	0	0	0	3	0	0.00	0	0-0
88	Travis Irving	2	0	0	0	0	0	0	0	5	0	0.00	0	0-0
2	Ian Llord	2	0	0	0	6	0	0	0	6	0	0.00	0	0-0
23	Steve Priolo	2	0	0	0	4	0	0	0	6	1	0.00	1	0-0
4	Scott Self	2	0	0	0	0	0	0	0	9	0	0.00	0	6-14
75	Jay Thorimbert	2	0	0	0	0	0	0	0	5	4	0.00	2	17-37
#	Goalies	GP	MIN	W	L	GA	GAA	SV	SV%					
55	Angus Goodleaf	2	42:48	0	1	6	8.41	22	.786					
66	Mike Thompson	2	77:12	1	0	16	12.44	59	.787					

BUFFALO BANDITS

TEAM GAME RECORDS

MOST

FEWEST

	Bandits Goals	
28 – March 2, 1996 vs. Charlotte.....		5 – (2x) Last: January 29, 2011 at Toronto
	Opponent Goals	
23 – January 25, 1992 vs. Detroit (23-17).....		4 – (2x) Last: March 21, 2009 vs. Portland (14-4)
	Combined Goals	
47 - March 13, 1992 vs. Baltimore (27-20).....		13 – January 29, 2011 at Toronto (5-8)
	Bandits Margin of Victory	
22 – March 2, 1996 vs. Charlotte (28-6).....		1 (25x) Last: April 9, 2011 at Rochester (9-8)
	Opponent Margin of Victory	
11 – (2x) Last: January 5, 2002 vs. Rochester (11-22)		1 – (25x) Last: April 2, 2011 vs. Washington (10-9)
	Bandits Shots on Goal	
77 – February 10, 2001 vs. Washington		33 – March 25, 2006 vs. Rochester
	Combined Shots on Goal	
144 – January 4, 1992 vs. New York.....		71 – March 6, 2011 at Boston
	Bandits Shots on Goal in One Quarter	
30 – April 5, 2003 vs. New Jersey (2nd).....		3 – March 22, 1997 vs. Philadelphia (2nd)
	Combined Shots on Goal in One Quarter	
42 – March 26, 2004 vs. Toronto (4th).....		11 – January 4, 2003 vs. Albany (3rd)
	Bandits Shots on Goal in One Half	
50 – April 5, 2003 vs. New Jersey (1st).....		13 – March 6, 2011 at Boston (2nd)
	Shots on Goal Allowed in One Half	
45 – January 18, 1992 at New York (2nd).....		12 – January 29, 1994 at New York (2nd)
	Bandits Goals in One Quarter	
12 – March 13, 1992 vs. Baltimore.....		0 – (22x) Last: April 2, 2011 at Washington
	Bandits Goals in One Half	
17 – (2x) Last: Jan. 16, 2009 vs. Rochester (1st).....		0 – April 16, 2010 at Orlando (2nd)
	Goals Allowed by Bandits in One Quarter	
9 – (2x) Last: April 8, 2000 vs. Philadelphia.....		0 – (33x) Last: April 9, 2011 at Rochester
	Goals Allowed by Bandits in One Half	
13 – (6x) Last: January 5, 2002 vs. Rochester		0 – April 22, 2007 vs. Minnesota

Margin of Shots on Goal Favoring the Bandits

27 – January 29, 1994 at New York (60-33)

Margin of Shots on Goal Favoring the Opponent

28 – (2x) Last: March 29, 2003 at Rochester

Most Penalty Minutes by the Bandits

70 – January 29, 2011 vs. Toronto

Most Penalty Minutes by the Opponent

90 – March 21, 2009 vs. Portland

Most Penalty Minutes Combined

153 – March 21, 2009 vs. Portland

BUFFALO BANDITS

2011 SEASON - BANDITS BY PERIOD

GOALS BY PERIOD *For*

Date	Opponent	1	2	3	4	OT	T
1/8	@ CGY	2	3	3	1	-	9
1/15	@ PHI	3	1	1	4	-	9
1/22	TOR	4	5	3	2	1	15
1/29	@ TOR	1	0	0	4	-	5
2/4	MIN	5	3	5	2	-	15
2/12	@ PHI	4	3	4	5	-	16
2/19	PHI	1	4	2	2	-	9
3/5	ROC	2	3	1	5	-	11
3/6	@ BOS	3	3	2	1	-	9
3/12	BOS	2	5	2	3	-	12
3/27	@ MIN	1	5	2	4	-	12
4/2	WSH	5	0	2	2	0	9
4/8	@ TOR	3	1	5	2	-	11
4/9	@ ROC	2	4	1	2	-	9
4/16	BOS	2	3	2	2	-	9
4/23	ROC	1	4	2	2	-	9
TOTALS		41	47	37	43	1	169

PLAYOFFS

Date	Opponent	1	2	3	4	OT	T
5/1	@ TOR	2	5	3	1	-	11
TOTALS		2	5	3	1	-	11

GOALS BY PERIOD *Against*

Date	Opponent	1	2	3	4	OT	T
1/8	@ CGY	3	5	1	1	-	10
1/15	@ PHI	3	0	0	3	-	6
1/22	TOR	4	4	0	6	0	14
1/29	@ TOR	2	1	3	2	-	8
2/4	MIN	2	2	4	4	-	12
2/12	@ PHI	1	4	1	1	-	7
2/19	PHI	3	2	3	2	-	10
3/5	ROC	1	2	3	2	-	8
3/6	@ BOS	2	1	1	4	-	8
3/12	BOS	4	2	3	1	-	10
3/27	@ MIN	2	2	1	4	-	9
4/2	WSH	2	3	2	2	1	10
4/8	@ TOR	2	2	2	2	-	8
4/9	@ ROC	5	1	0	2	-	8
4/16	BOS	3	4	3	6	-	16
4/23	ROC	7	1	3	4	-	15
TOTALS		46	36	30	46	1	159

PLAYOFFS

Date	Opponent	1	2	3	4	OT	T
5/1	@ TOR	0	4	4	5	-	13
TOTALS		0	4	4	5	-	13

BUFFALO BANDITS

2011 SEASON - BANDITS BY PERIOD

SHOTS BY PERIOD *For*

Date	Opponent	1	2	3	4	OT	T
1/8	@ CGY	9	10	13	14	-	46
1/15	@ PHI	15	8	16	11	-	50
1/22	TOR	16	10	11	12	3	52
1/29	@ TOR	11	12	15	17	-	55
2/4	MIN	17	12	11	13	-	53
2/12	@ PHI	15	17	16	16	-	64
2/19	PHI	13	18	9	12	-	52
3/5	ROC	16	10	10	17	-	53
3/6	@ BOS	10	13	8	5	-	36
3/12	BOS	10	12	10	17	-	49
3/27	@ MIN	10	15	8	11	-	44
4/2	WSH	11	14	13	16	3	57
4/8	@ TOR	14	10	11	8	-	43
4/9	@ ROC	7	11	10	15	-	43
4/16	BOS	12	10	12	13	-	49
4/23	ROC	9	17	13	7	-	46
TOTALS		195	199	186	204	6	790

PLAYOFFS

Date	Opponent	1	2	3	4	OT	T
5/1	@ TOR	9	13	9	6	-	37
TOTALS		9	13	9	6	-	37

SHOTS BY PERIOD *Against*

Date	Opponent	1	2	3	4	OT	T
1/8	@ CGY	9	11	8	9	-	37
1/15	@ PHI	11	10	8	16	-	45
1/22	TOR	14	16	10	14	1	55
1/29	@ TOR	11	9	9	7	-	36
2/4	MIN	7	8	9	11	-	35
2/12	@ PHI	13	15	9	13	-	50
2/19	PHI	13	9	7	6	-	35
3/5	ROC	10	16	10	12	-	48
3/6	@ BOS	6	8	8	13	-	35
3/12	BOS	12	19	12	7	-	50
3/27	@ MIN	15	10	10	13	-	48
4/2	WSH	12	13	17	13	4	59
4/8	@ TOR	9	9	9	17	-	44
4/9	@ ROC	15	13	9	12	-	49
4/16	BOS	12	11	9	17	-	49
4/23	ROC	17	9	9	14	-	49
TOTALS		186	186	153	194	5	724

PLAYOFFS

Date	Opponent	1	2	3	4	OT	T
5/1	@ TOR	7	8	14	17	-	46
TOTALS		7	8	14	17	-	46

BUFFALO BANDITS

TEAM GAME RECORDS - PLAYOFFS

MOST		FEWEST
	Bandits Goals	
22 – March 27, 1992 at Boston (22-16).....		3 – May 9, 2009 at New York (3-9)
	Opponent Goals	
26 – April 16, 1994 at Philadelphia (15-26).....		8 – April 22, 2007 vs. Minnesota (14-8)
	Combined Goals	
41 – April 16, 1994 at Philadelphia (15-26).....		12 – May 9, 2009 at New York (3-9)
	Bandits Margin of Victory	
9 – April 25, 2004 at Toronto (19-10).....		1 (4x) Last: April 30, 2011 vs. Boston (11-10)
	Opponent Margin of Victory	
9 – April 16, 1994 at Philadelphia (15-26).....		1 (2x) Last: May 7, 2011 vs. Toronto (12-11)

BUFFALO BANDITS

BANDITS SINGLE SEASON LEADERS

MOST GOALS

Goals	Player
51	Mark Steenhuis, 2009
51	John Tavares, 2009
51	John Tavares, 2001
49	John Tavares, 2004
49	John Tavares, 2003
47	Roy Colsey, 2002
46	Shawn Williams, 2001
43	John Tavares, 2005
42	John Tavares, 2002
42	John Tavares, 2007

MOST SHOTS ON GOAL

Shots	Player
207	Roy Colsey, 2002
202	John Tavares, 2003
186	Mark Steenhuis, 2009
184	John Tavares, 2005
176	Mike Accursi, 2003
175	Mark Steenhuis, 2010
163	John Tavares, 2002
159	John Tavares, 2004
147	Mark Steenhuis, 2006
146	Jonas Derks, 2003

MOST GAME-WINNING GOALS

Game-Winning Goals	Player
5	John Tavares, 2007
3	John Tavares, 2011
3	John Tavares, 2009
3	Mark Steenhuis, 2009
3	Mark Steenhuis, 2008
3	Mark Steenhuis, 2007
3	Mark Steenhuis, 2006
3	Mark Steenhuis, 2004
3	John Tavares, 2003
3	John Tavares, 2000
3	John Tavares, 1992

17 tied with two

MOST MINUTES BY A GOALIE

Minutes	Player
845	Steve Dietrich, 2002
838	Steve Dietrich, 2003
813	Steve Dietrich, 2006
763	Mike Thompson, 2011
750	Steve Dietrich, 2005
651	Ken Montour, 2009
566	Pat O'Toole, 1996
558	Matt Disher, 2000
511	Mike Thompson, 2007
488	Derek General, 2004
483	Steve Dietrich, 2004

MOST ASSISTS

Assists	Player
64	John Tavares, 2001
61	John Tavares, 2007
59	John Tavares, 2005
58	John Tavares, 2008
58	John Tavares, 2003
54	Mark Steenhuis, 2010
53	John Tavares, 2006
50	Mark Steenhuis, 2009
49	John Tavares, 2000
47	Derek Malawsky, 2001

MOST PENALTY MINUTES

PIM	Player
70	Brandon Francis, 2011
70	Kyle Laverty, 2008
66	Kyle Laverty, 2007
63	Kyle Laverty, 2004
60	Billy Dee Smith, 2005
59	Andy Ogilvie, 2000
59	Chris White, 2008
58	Tom Phair, 1997
58	Billy Dee Smith, 2008
56	Billy Dee Smith, 2004

MOST LOOSE BALLS RECOVERED

Loose Balls Recovered	Player
173	Pat McCready, 2002
166	Pat McCready, 2004
165	Steve Dietrich, 2003
159	John Tavares, 2001
156	Steve Dietrich, 2002
155	John Tavares, 2003
154	Pat McCready, 2006
145	John Tavares, 2002
144	Mark Steenhuis, 2006
141	Mark Steenhuis, 2005

MOST WINS BY A GOALIE

Wins	Player
11	Steve Dietrich, 2003
10	Mike Thompson, 2011
10	Steve Dietrich, 2006
9	Steve Dietrich, 2005
8	Ken Montour, 2009
7	Steve Dietrich, 2002
7	Pat O'Toole, 1996
6	Phil Wetherup, 2001
6	Matt Disher, 2000
6	Ross Cowie, 1993

MOST POINTS

Points	Player
115	John Tavares, 2001
107	John Tavares, 2003
103	John Tavares, 2007
102	John Tavares, 2005
101	Mark Steenhuis, 2009
94	John Tavares, 2009
93	John Tavares, 2004
90	Mark Steenhuis, 2010
88	John Tavares, 2002
87	John Tavares, 2008

MOST HAT TRICKS

Hat Tricks	Player
12	John Tavares, 2004
12	Shawn Williams, 2001
11	Mark Steenhuis, 2009
10	John Tavares, 2009
9	John Tavares, 2005
9	John Tavares, 2003
9	John Tavares, 2001
8	John Tavares, 2007
8	John Tavares, 2002
8	John Tavares, 1996
8	John Tavares, 1993

Four tied with seven

MOST GAMES BY A GOALIE

Games by Goalie	Player
16	Mike Thompson, 2007
15	Steve Dietrich, 2006
15	Steve Dietrich, 2005
15	Steve Dietrich, 2003
15	Steve Dietrich, 2002
14	Mike Thompson, 2011
14	Steve Dietrich, 2007
13	Angus Goodleaf, 2010
12	Ken Montour, 2009
12	Steve Dietrich, 2004
12	Phil Wetherup, 2001

MOST LOSSES BY A GOALIE

Losses	Player
7	Steve Dietrich, 2002
5	Matt Disher, 1999
5	Ken Montour, 2008
4	Ken Montour, 2010
4	Mike Thompson, 2007
4	Steve Dietrich, 2006
4	Steve Dietrich, 2005
4	Derek General, 2004
4	Steve Dietrich, 2004
4	Phil Wetherup, 2001
4	Ross Cowie, 1997

BUFFALO BANDITS

BANDITS SINGLE SEASON LEADERS

MOST SHOTS FACED BY A GOALIE

Shots	Player
894	Steve Dietrich, 2003
760	Steve Dietrich, 2002
703	Steve Dietrich, 2006
648	Steve Dietrich, 2005
573	Mike Thompson, 2011
569	Derek General, 2004
555	Ken Montour, 2009
562	Steve Dietrich, 2004
532	Matt Disher, 2000
488	Pat O'Toole, 1996

MOST GOALS BY A ROOKIE

Goals	Player
26	Derek Keenan, 1992
23	Darris Kilgour, 1992
22	Kevin Alexander, 1992
21	John Tavares, 1992
20	Delby Powless, 2005
17	Ryan Powell, 2001
15	D'Arcy Sweet, 2000
13	Bob Hamley, 1992
12	Brett Bucktooth, 2007
12	Travis Kilgour, 1996

MOST ASSISTS BY A ROOKIE

Assists	Player
24	Delby Powless, 2005
23	Derek Keenan, 1992
23	Jim Veltman, 1992
22	John Tavares, 1992
18	Ryan Powell, 2001
17	Brian Hall, 1992
16	Darris Kilgour, 1992
15	AJ Shannon, 2004
15	D'Arcy Sweet, 2000
15	Bob Hamley, 1992
15	Kyle Clancy, 2010

MOST POINTS BY A ROOKIE

Points	Player
49	Derek Keenan, 1992
44	Delby Powless, 2005
43	John Tavares, 1992
39	Darris Kilgour, 1992
35	Ryan Powell, 2001
31	Jim Veltman, 1992
30	D'Arcy Sweet, 2000
28	Bob Hamley, 1992
26	Brett Bucktooth, 2007
26	Kevin Alexander, 1992

MOST PENALTY MINUTES BY A ROOKIE

PIM	Player
53	Tom Phair, 1996
49	Darris Kilgour, 1992
46	Billy Dee Smith, 2003
35	Mike Mooradian, 1992
27	Troy Cordingley, 1993
26	John Tavares, 1992
22	Steve Priolo, 2010
21	D'Arcy Sweet, 2000
21	Tyson Leies, 1994
19	Adam Ogilvie, 1999

NOTES:

1992-95 – 8-game regular season

1996-97 – 10-game regular season

1998-00 – 12-game regular season

2000-01 – 14-game regular season

2001-03 – 16-game regular season

2003-04 – 18-game regular season

2005-11 – 16-game regular season

BUFFALO BANDITS

INDIVIDUAL GAME RECORDS

BANDITS INDIVIDUAL GAME RECORDS

Most Goals:	8	Mark Steenhuis at Toronto, February 20, 2009
	7	John Tavares vs. Colorado, March 24, 2007 Mark Steenhuis vs. Rochester, March 25, 2006 John Tavares vs. Calgary, January 25, 2003 John Tavares vs. Columbus, January 6, 2001 Darris Kilgour at Ontario, February 21, 1998
Most Assists:	13	Mark Steenhuis vs. Toronto, February 14, 2009*
	10	John Tavares vs. Minnesota, January 20, 2007 John Tavares at Washington, March 23, 2002 Derek Keenan vs. Baltimore, March 13, 1992
Most Points:	17	Mark Steenhuis vs. Toronto, February 14, 2009*
	14	Derek Malawsky vs. Philadelphia, January 20, 2001 Derek Keenan vs. Baltimore, March 13, 1992
Most Penalty Minutes:	37	Troy Bonterre at Rochester, April 14, 2007
Most Shots on Goal:	20	John Tavares vs. Baltimore, March 3, 1998
Most Loose Balls Recovered:	29	Jim Veltman vs. Baltimore, January 23, 1993 and vs. Philadelphia, Feb. 27, 1993
Most Saves:	60	Daniel Sams at Chicago, February 24, 2008
Fewest Saves in Complete Game:	23	Steve Dietrich at Albany, February 15, 2003 Derek General vs. Philadelphia, April 4, 2004

*- Indicates NLL Record

OPPONENT INDIVIDUAL GAME RECORDS

Most Goals by an Opposing Player:	8	Roy Colsey, New York, April 7, 2001 Paul Gait, Detroit, January 25, 1992
Most Assists by an Opposing Player:	11	Derek Malawsky, Rochester, January 5, 2002
Most Points by an Opposing Player:	13	Derek Malawsky, Rochester, January 5, 2002
Most Penalty Minutes by an Opposing Player:	37	Geoff Snider, Philadelphia, February 24, 2007
Most Shots on Goal by an Opposing Player:	19	Paul Gait, Detroit, January 25, 1992
Most Loose Balls Recovered by an Opposing Player:	28	Derek General, New Jersey, April 5, 2003

BUFFALO BANDITS

YEARLY LEADERS

BANDITS YEARLY LEADERS

Year	Goals	Assists
1992	Derek Keenan (26)	Derek Keenan & Jim Veltman (23)
1993	John Tavares (35)	John Tavares (23)
1994	John Tavares (27)	Jim Veltman (24)
1995	John Tavares (24)	Jim Veltman (24)
1996	John Tavares (41)	John Tavares (40)
1997	John Tavares (37)	John Tavares (29)
1998	Darris Kilgour (57)	Troy Cordingley (30)
1999	John Tavares (33)	John Tavares (34)
2000	John Tavares (34)	John Tavares (49)
2001	John Tavares (51)	John Tavares (64)
2002	Roy Colsey (47)	John Tavares (46)
2003	John Tavares (49)	John Tavares (58)
2004	John Tavares (49)	John Tavares (44)
2005	John Tavares (43)	John Tavares (59)
2006	Mark Steenhuis (34)	John Tavares (53)
2007	John Tavares (42)	John Tavares (61)
2008	Mark Steenhuis (34)	John Tavares (58)
2009	Mark Steenhuis & John Tavares (51)	Mark Steenhuis (50)
2010	Mark Steenhuis (36)	Mark Steenhuis (54)
2011	John Tavares (32)	John Tavares (46)

BANDITS YEARLY LEADERS

Year	Points	Penalty Minutes	Loose Balls
1992	Derek Keenan (49)	Darris Kilgour (49)	Jim Veltman (111)
1993	John Tavares (58)	Darris Kilgour (31)	Jim Veltman (102)
1994	John Tavares (47)	Darris Kilgour & Tyson Leies (21)	Jim Veltman (130)
1995	John Tavares (45)	Troy Cordingley (28)	Jim Veltman (91)
1996	John Tavares (81)	Tom Phair (53)	Pat O'Toole (138)
1997	John Tavares (66)	Tom Phair (58)	John Tavares (104)
1998	Darris Kilgour (66)	Tom Phair (58)	Pat O'Toole (81)
1999	John Tavares (67)	Neil Doddridge (41)	John Tavares (112)
2000	John Tavares (83)	Andy Ogilvie (59)	John Tavares (105)
2001	John Tavares (115)	Andy Ogilvie (51)	John Tavares (159)
2002	John Tavares (88)	Craig Gelsvik (42)	Pat McCready (173)
2003	John Tavares (107)	Andy Ogilvie (56)	Steve Dietrich (165)
2004	John Tavares (93)	Kyle Laverty (63)	Pat McCready (166)
2005	John Tavares (102)	Billy Dee Smith (60)	John Tavares (126)
2006	John Tavares (85)	Chris White (51)	Pat McCready (154)
2007	John Tavares (103)	Kyle Laverty (66)	Pat McCready (126)
2008	John Tavares (87)	Kyle Laverty (70)	Mark Steenhuis & Pat McCready (121)
2009	Mark Steenhuis (101)	Brian Crosswell (42)	Phil Sanderson (137)
2010	Mark Steenhuis (90)	Ian Llord & Brandon Francis (53)	Tom Montour (112)
2011	John Tavares (78)	Brandon Francis (70)	Chris Corbeil (121)

BUFFALO BANDITS

BANDITS ALL-TIME RECORDS

ALL-TIME GOALTENDER STATISTICS *Ranked according to victories – playoff record in parenthesis*

Name	GP	MIN	GA	GAA	SV%	W	L	Playoffs
Steve Dietrich	89	4,158	781	11.27	.779	47	24	(4-2)
Mike Thompson	73	2,397	439	10.99	.776	27	12	(4-2)
Ross Cowie	47	1,810	467	15.48	.708	17	13	(3-2)
Ken Montour	47	1,578	278	10.57	.799	16	13	(2-1)
Bill Gerrie	23	874	224	15.38	.702	11	4	(4-1)
Matt Disher	17	889	236	15.93	.730	7	8	
Phil Wetherup	12	480	126	15.76	.716	6	4	
Pat O'Toole	26	1,124	244	13.02	.737	5	3	(2-1)
Marty O'Neill	13	546	133	14.62	.723	5	4	(0-1)
Derek General	32	697	152	13.08	.740	5	5	(0-1)
Daniel Sams	5	75	10	8.00	.870	1	0	
Scott Komer	6	157	44	16.78	.659	1	0	
Corey Quinn	18	121	25	12.36	.755	1	1	(1-1)
Chris Levis	13	89	26	22.92	.623	1	1	
Derek Collins	5	196	48	14.73	.718	1	2	
Angus Goodleaf	29	396	69	10.46	.776	1	6	(0-1)
Ryan Avery	6	30	6	12.00	.800	0	0	
Total						152	100	(20-13)

BUFFALO BANDITS

YEAR-BY-YEAR RESULTS

1992 RESULTS (2nd place, National Division)

No.	Date	H/A	Opp.	Score	W/L	Rec	Goalie(s)	Att.	GWG
1	1/4	H	NY	17-21	L	0-1	Cowie Gerrie	9,052	B. Cummings
2	1/18	A	NY	16-19	L	0-2	Cowie Gerrie	11,297	Dumpson
3	1/25	H	DET	17-23	L	0-3	Cowie	13,581	Parke
4	2/8	A	PIT	23-13	W	1-3	Cowie Gerrie	6,844	Hamley
5	2/28	H	PHI	20-11	W	2-3	Gerrie	16,325	Alexander
6	3/7	A	DET	22-9	W	3-3	Gerrie	9,673	Alexander
7	3/13	H	BAL	27-20	W	4-3	Gerrie	16,325	Keenan
8	3/21	A	BOS	19-9	W	5-3	Cowie	8,233	Hiltz

1993 RESULTS (1st place, National Division)

No.	Date	H/A	Opp.	Score	W/L	Rec	Goalie(s)	Att.	GWG
1	1/9	A	PIT	17-10	W	1-0	Gerrie	5,354	Tavares
2	1/16	A	DET	18-14	W	2-0	Gerrie	6,532	Lay
3	1/23	H	BAL	23-13	W	3-0	Gerrie Cowie	16,325	Tavares
4	1/30	A	BOS	17-13	W	4-0	Gerrie Cowie	6,882	Cordingley
5	2/6	H	BOS	16-14	W	5-0	Cowie	16,325	Tavares
6	2/20	A	BAL	19-18+	W	6-0	Gerrie Cowie	7,916	Alexander
7	2/27	H	PHI	13-12	W	7-0	Cowie	16,325	Alexander
8	3/20	H	DET	20-14	W	8-0	Cowie	16,325	D. Kilgour

+ Overtime Decision

1994 RESULTS (1st place, National Division)

No.	Date	H/A	Opp.	Score	W/L	Rec	Goalie(s)	Att.	GWG
1	1/21	A	DET	17-16	W	1-0	Cowie	5,147	Cordingley
2	1/23	H	BAL	17-12	W	2-0	Cowie	16,284	Tavares
3	1/29	A	NY	18-10	W	3-0	Cowie Gerrie	10,375	Cochrane
4	2/5	H	PHI	15-11	W	4-0	Cowie	16,284	Hamley
5	2/19	H	BOS	10-14	L	4-1	Cowie Gerrie	16,284	Soudan
6	3/12	A	BOS	14-10	W	5-1	Cowie Gerrie	9,125	Tavares
7	3/19	A	PHI	12-16	L	5-2	Cowie Gerrie	17,380	Nostrant
8	3/26	H	DET	18-10	W	6-2	Gerrie	16,284	Hardill

1995 RESULTS (4th place)

No.	Date	H/A	Opp.	Score	W/L	Rec	Goalie(s)	Att.	GWG
1	1/7	H	PHI	17-13	W	1-0	Cowie Gerrie	16,230	Laub
2	1/14	A	BOS	11-12+	L	1-1	Gerrie	5,966	Carmean
3	1/28	A	PHI	10-17	L	1-2	Gerrie Cowie	16,515	Martin
4	2/4	H	BOS	13-16	L	1-3	Gerrie Cowie	15,079	Blanchard
5	2/11	A	NY	16-13	W	2-3	Cowie Gerrie	8,131	Tavares
6	2/25	H	ROC	8-13	L	2-4	Gerrie Cowie	16,230	Lyons
7	3/4	H	BAL	23-12	W	3-4	Cowie	15,767	Cordingley
8	3/5	A	ROC	11-12	L	3-5	Cowie	7,383	Gait

BUFFALO BANDITS

YEAR-BY-YEAR RESULTS

1996 RESULTS (1st place)

No.	Date	H/A	Opp.	Score	W/L	Rec	Goalie(s)	Att.	GWG
1	1/12	A	PHI	15-12	W	1-0	O'Toole	13,024	Phair
2	1/20	H	BAL	18-16	W	2-0	O'Toole Cowie	14,122	Phair
3	2/3	H	BOS	17-11	W	3-0	O'Toole	14,047	Cordingley
4	2/10	A	ROC	14-9	W	4-0	O'Toole	7,393	Henry
5	2/24	H	CHR	28-6	W	5-0	O'Toole	15,741	Ceccconi
6	3/2	A	BAL	25-17	W	6-0	O'Toole	4,549	Tavares
7	3/9	A	BOS	13-12	W	7-0	O'Toole	8,567	Tavares
8	3/16	H	ROC	14-17	L	7-1	O'Toole	15,267	Soudan
9	3/22	A	NY	16-13	W	8-1	O'Toole Cowie	8,184	Hall
10	3/23	H	PHI	10-15	L	8-2	O'Toole	15,243	Gait

1997 RESULTS (T-2nd place)

No.	Date	H/A	Opp.	Score	W/L	Rec	Goalie(s)	Att.	GWG
1	1/4	H	ROC	17-19	L	0-1	O'Toole Cowie	18,595	Mearns
2	1/18	H	BOS	15-13	W	1-1	O'Toole Cowie	16,380	R.Kilgour
3	1/25	A	BOS	15-16	L	1-2	O'Toole Cowie	5,463	Blanchard
4	2/7	A	BAL	22-15	W	2-2	O'Toole Cowie	5,009	Tavares
5	2/8	H	NY	16-14	W	3-2	Cowie	17,348	Dowling
6	2/15	A	ROC	16-15	W	4-2	Cowie O'Toole	6,751	Tavares
7	2/21	A	NY	16-18	L	4-3	Cowie	7,113	Seremet
8	3/15	H	PHI	8-16	L	4-4	O'Toole Cowie	18,595	Gait
9	3/22	A	PHI	14-13+	W	5-4	O'Toole Cowie	17,575	Dowling
10	3/29	H	BAL	19-14	W	6-4	O'Toole Cowie	16,747	Ceccconi

+ Overtime Decision

1998 RESULTS (T-3rd place)

No.	Date	H/A	Opp.	Score	W/L	Rec	Goalie(s)	Att.	GWG
1	1/3	H	PHI	12-14	L	0-1	Cowie O'Toole	11,402	Miller
2	1/17	H	NY	16-12	W	1-1	O'Toole Cowie	11,255	Luke
3	1/31	A	ROC	6-15	L	1-2	Cowie	7,353	Mearns
4	2/7	A	PHI	9-15	L	1-3	Cowie O'Toole	15,065	Flynn
5	2/14	A	BAL	15-20	L	1-4	Cowie Levis	7,268	Gait
6	2/20	H	ROC	16-15+	W	2-4	Cowie Levis	14,230	Tavares
7	2/21	A	ONT	15-17	L	2-5	Levis Cowie	5,841	Heardr
8	2/28	A	NY	14-13	W	3-5	O'Toole	7,029	Cordingley
9	3/7	H	BAL	10-12	L	3-6	O'Toole	11,989	Knight
10	3/14	H	ONT	14-12	W	4-6	O'Toole	11,913	D. Kilgour
11	4/4	A	SYR	20-16	W	5-6	O'Toole Cowie	4,084	R. Kilgour
12	4/11	H	SYR	19-10	W	6-6	O'Toole	12,745	D. Squire

+ Overtime Decision

BUFFALO BANDITS

YEAR-BY-YEAR RESULTS

1999 RESULTS (6th place)

No.	Date	H/A	Opp.	Score	W/L	Rec	Goalie(s)	Att.	GWG
1	1/8	A	PHI	18-17+	W	1-0	Disher O'Neill	14,348	Marechek
2	1/16	H	BAL	15-22	L	1-1	O'Neill Disher	10,216	Martin
3	1/22	A	TOR	10-11	L	1-2	O'Neill	11,052	Williams
4	1/29	H	SYR	17-16	W	2-2	O'Neill Disher	8,129	Panos
5	1/30	A	NY	12-11	W	3-2	O'Neill	7,826	R. Kilgour
6	2/5	H	PHI	11-13	L	3-3	Disher	9,205	Marechek
7	2/27	A	BAL	16-15	W	4-3	Disher O'Neill	8,203	Tavares
8	3/6	H	NY	12-13	L	4-4	Disher	8,536	Panetta
9	3/20	H	ROC	11-17	L	4-5	Disher O'Neill	11,020	Kruger
10	3/27	H	TOR	12-13+	L	4-6	O'Neill	10,723	Voltman
11	4/3	A	ROC	15-13	W	5-6	O'Neill	8,136	Hollenbeck
12	4/10	A	SYR	11-14	L	5-7	Disher	3,452	Gait

+ Overtime Decision

2000 RESULTS (2nd place)

No.	Date	H/A	Opp.	Score	W/L	Rec	Goalie(s)	Att.	GWG
1	1/8	H	TOR	14-17	L	0-1	Disher	7,457	Toll
2	1/29	H	SYR	22-21	W	1-1	Disher O'Neill	7,311	Accursi
3	2/5	H	ALB	21-17	W	2-1	Disher	6,742	Prat
4	2/12	A	PIT	14-17	L	2-2	Disher	5,218	Reese
5	2/18	H	ROC	18-14	W	3-2	Disher	7,393	Tavares
6	2/26	A	TOR	18-12	W	4-2	Disher	14,075	Malawsky
7	3/11	H	NY	19-18+	W	5-2	Disher	9,817	Tavares
8	3/18	A	ROC	13-16	L	5-3	Disher O'Neill	9,269	Teat
9	3/25	A	NY	21-16	W	6-3	Disher O'Neill	7,628	Williams
10	4/1	H	PHI	16-11	W	7-3	O'Neill	10,396	Tavares
11	4/8	A	PHI	11-22	L	7-4	O'Neill Disher	16,187	Marechek
12	4/15	A	ALB	15-13	W	8-4	Disher	5,428	Williams

+ Overtime Decision

BUFFALO BANDITS

YEAR-BY-YEAR RESULTS

2001 RESULTS (5th place)

No.	Date	H/A	Opp.	Score	W/L	Rec	Goalie(s)	Att.	GWG
1	12/30	A	WSH	20-19	W	1-0	Wetherup Komer	2,778	Kilgour
2	1/6	H	CLB	23-10	W	2-0	Wetherup Komer	7,328	Sweet
3	1/20	H	PHI	26-18	W	3-0	Wetherup	8,261	Malawsky
4	1/27	H	TOR	13-14^	L	3-1	Wetherup	8,452	Stroup
5	2/3	H	OTT	25-14	W	4-1	Wetherup	8,111	Malawsky
6	2/10	H	WSH	17-21	L	4-2	Wetherup Komer	8,184	Sims
7	2/16	A	OTT	21-12	W	5-2	Komer	7,083	Warder
8	2/24	A	PHI	12-17	L	5-3	Wetherup Komer	16,566	Bergey
9	3/10	A	CLB	22-19	W	6-3	Komer Wetherup	6,923	Ogilvie
10	3/17	H	ALB	18-13	W	7-3	Wetherup Collins	7,620	Powell
11	3/25	H	ROC	9-10	L	7-4	Collins	8,333	C. Malwasky
12	3/30	A	ALB	17-14	W	8-4	Collins Wetherup	4,108	Williams
13	3/31	A	ROC	12-19	L	8-5	Collins Wetherup	11,016	Cordingley
14	4/7	A	NY	13-18	L	8-6	Collins Wetherup	4,625	Colsey

^ Double-Overtime Decision

2002 RESULTS (4th place, Central Division)

No.	Date	H/A	Opp.	Score	W/L	Rec	Goalie(s)	Att.	GWG
1	11/24	H	WSH	17-15	W	1-0	Dietrich	6,718	McCready
2	12/1	H	MTL	17-18	L	1-1	Dietrich Levis	6,118	Kelusky
3	12/16	A	NY	16-13	W	2-1	Dietrich	3,000	Driscoll
4	1/5	H	ROC	11-22	L	2-2	Dietrich Levis	8,934	Soudan
5	1/18	A	CGY	13-12+	W	3-2	Dietrich	8,271	Tavares
6	1/25	A	PHI	7-8	L	3-3	Dietrich	11,785	Marechek
7	1/26	H	VAN	17-14	W	4-3	Dietrich	6,176	Maddalena
8	2/1	A	MTL	7-10	L	4-4	Dietrich	8,317	Dowling
9	2/2	H	CLB	12-8	W	5-4	Dietrich	8,826	Taylor
10	2/9	H	ALB	9-11	L	5-5	Dietrich Levis	7,136	Teat
11	2/16	A	CLB	12-10	W	6-5	Dietrich	3,874	Maddalena
12	2/22	H	PHI	19-14	W	7-5	Dietrich	7,526	Howard
13	2/23	A	ALB	14-15+	L	7-6	Dietrich	3,000	Teat
14	3/2	H	TOR	7-8	L	7-7	Dietrich	7,948	Manning
15	3/9	A	ROC	7-12	L	7-8	Dietrich Montour	9,724	Grant
16	3/23	A	WSH	23-22	W	8-8	Montour	3,000	Derks

+ Overtime Decision

BUFFALO BANDITS

YEAR-BY-YEAR RESULTS

2003 RESULTS (T - 1st place, Central Division)

No.	Date	H/A	Opp.	Score	W/L	Rec	Goalie(s)	Att.	GWG
1	1/4	H	ALB	11-10	W	1-0	Dietrich	5,713	Caines
2	1/11	H	CLB	20-6	W	2-0	Dietrich	5,633	Tavares
3	1/19	A	NJ	10-4	W	3-0	Dietrich	3,011	Caines
4	1/24	A	TOR	13-17	L	3-1	Dietrich	15,221	Manning
5	1/25	H	CGY	23-17	W	4-1	Dietrich	5,590	Tavares
6	2/1	A	CLB	19-16	W	5-1	Dietrich	3,615	Crosbie
7	2/8	A	TOR	14-8	W	6-1	Dietrich	8,414	Steenhuis
8	2/15	A	ALB	16-11	W	7-1	Dietrich	3,074	McCready
9	2/16	H	NY	16-10	W	8-1	Quinn	5,531	Steenhuis
10	3/7	H	ROC	12-10	W	9-1	Dietrich	8,124	Plunkett
11	3/15	A	PHI	12-15	L	9-2	Dietrich	15,097	Marechek
12	3/21	H	OTT	12-9	W	10-2	Dietrich	7,943	Susheski
13	3/22	A	OTT	11-9	W	11-2	Dietrich	4,512	Accursi
14	3/29	A	ROC	9-18	L	11-3	Dietrich Grant	10,379	Malawsky
15	4/5	H	NJ	19-12	W	12-3	Dietrich	7,957	Tavares
16	4/11	A	CGY	14-16	L	12-4	Quinn	13,859	Kelusky

2004 RESULTS (T - 3rd place, East Division)

No.	Date	H/A	Opp.	Score	W/L	Rec	Goalie(s)	Att.	GWG
1	1/03	H	ROC	12-11	W	1-0	Dietrich	8,595	Shannon
2	1/10	H	PHI	13-16	L	1-1	General Dietrich	7,403	Ratcliffe
3	1/16	A	VAN	15-16+	L	1-2	Dietrich	6,324	Gill
4	1/18	A	ANA	16-12	W	2-2	Dietrich General	4,102	Steenhuis
5	1/31	A	PHI	18-10	W	3-2	Dietrich	13,641	Derks
6	2/06	H	ROC	10-9	W	4-2	Dietrich	9,005	Powless
7	2/13	A	TOR	13-9	W	5-2	Dietrich General	15,107	Tavares
8	2/14	H	ANA	13-11	W	6-2	General	8,767	Steenhuis
9	2/21	A	PHI	12-8	W	7-2	General	13,686	Steenhuis
10	2/28	A	ROC	12-13+	L	7-3	General	9,815	Williams
11	3/05	H	TOR	11-13	L	7-4	General	9,299	Manning
12	3/13	H	ARZ	13-11	W	8-4	Dietrich General	9,230	Accursi
13	3/20	A	ROC	12-13+	L	8-5	General Dietrich	9,783	Malawsky
14	3/26	A	TOR	11-14	L	8-6	Dietrich	18,809	Sheareer
15	3/27	H	TOR	9-15	L	8-7	General Dietrich	10,599	Chapman
16	4/04	H	PHI	15-17	L	8-8	General Dietrich	8,537	Martin

+ Overtime Decision

BUFFALO BANDITS

YEAR-BY-YEAR RESULTS

2005 RESULTS (2nd place, East Division)

No.	Date	H/A	Opp.	Score	W/L	Rec	Goalie(s)	Att.	GWG
1	1/07	H	TOR	13-15	L	0-1	Dietrich General	11,067	Shearer
2	1/21	A	MIN	15-10	W	1-1	Dietrich	13,198	Powless
3	1/22	A	COL	8-11	L	1-2	Dietrich General	18,137	Panos
4	1/28	A	PHI	15-10	W	2-2	Dietrich	8,849	Smith
5	1/29	H	PHI	20-16	W	3-2	General	10,945	Shannon
6	2/11	H	ANA	20-9	W	4-2	Dietrich General	8,805	Shannon
7	2/19	A	ROC	11-7	W	5-2	Dietrich	9,961	Powless
8	2/26	H	PHI	8-14	L	5-3	General Dietrich	8,912	Ratcliffe
9	3/04	A	TOR	14-12	W	6-3	Dietrich	17,756	Steenhuis
10	3/11	A	MIN	23-16	W	7-3	Dietrich General	8,254	Shannon
11	3/18	H	MIN	13-11	W	8-3	Dietrich	9,116	Crosbie
12	3/19	A	ROC	11-12+	L	8-4	Dietrich	10,102	Williams
13	3/26	H	TOR	8-12	L	8-5	Dietrich General	11,309	Doyle
14	4/01	H	ROC	11-9	W	9-5	Dietrich	10,014 Teat	
15	4/09	A	CGY	14-9	W	10-5	Dietrich	10,183	Tavares
16	4/16	H	SJS	13-10	W	11-5	General Dietrich	12,138	Tavares

+ Overtime Decision

2006 RESULTS (1st place, East Division)

No.	Date	H/A	Opp.	Score	W/L	Rec	Goalie(s)	Att.	GWG
1	1/13	A	TOR	13-11	W	1-0	Dietrich	15,104	Steenhuis
2	1/21	H	TOR	13-10	W	2-0	Dietrich	13,072	Plunkett
3	1/28	A	ROC	10-11+	L	2-1	Dietrich	11,121	Grant
4	2/10	H	POR	16-6	W	3-1	Dietrich Avery	10,395	Steenhuis
5	2/11	A	PHI	9-10	L	3-2	Dietrich	11,207	Cromwell
6	2/18	H	MIN	14-9	W	4-2	Dietrich Avery	12,455	Bomberry
7	3/04	H	MIN	8-11	L	4-3	Dietrich	10,961	Hall
8	3/11	H	TOR	8-10	L	4-4	Dietrich	14,064	Sanderson
9	3/18	A	ROC	14-13+	W	5-4	Dietrich	10,209	Squire
10	3/24	A	MIN	13-11	W	6-4	Montour Dietrich	9,553	Vyse
11	3/25	H	ROC	18-13	W	7-4	Dietrich Montour	13,722	Teat
12	3/31	A	SJS	11-9	W	8-4	Dietrich	5,143	Bomberry
13	4/01	A	ARZ	13-10	W	9-4	Dietrich	6,759	Teat
14	4/08	H	COL	14-12	W	10-4	Dietrich	11,895	Tavares
15	4/14	H	PHI	8-7	W	11-4	Dietrich Montour	10,379	Steenhuis
16	4/15	A	PHI	11-14	L	11-5	Montour	9,899	Greenhalgh

+ Overtime Decision

BUFFALO BANDITS

YEAR-BY-YEAR RESULTS

2007 RESULTS (2nd place, East Division)

No.	Date	H/A	Opp.	Score	W/L	Rec	Goalie(s)	Att.	GWG
1	12/30	A	POR	10-11+	L	0-1	Thompson	8,437	Stapleford
2	1/12	H	NYT	16-14	W	1-1	Thompson	18,690	Tavares
3	1/13	A	COL	10-11+	L	1-2	Thompson	16,523	Carey
4	1/20	H	MIN	22-13	W	2-2	Thompson	12,883	Tavares
5	2/2	H	TOR	10-14	L	2-3	Thompson Dietrich	13,659	Thompson
6	2/3	A	TOR	8-13	L	2-4	Dietrich	15,471	Benesch
7	2/11	A	CHI	12-11	W	3-4	Dietrich	5,010	Tavares
8	2/17	A	PHI	12-8	W	4-4	Dietrich	12,688	Powless
9	2/24	H	PHI	13-12	W	5-4	Dietrich	14,882	Iannucci
10	3/4	A	MIN	16-15	W	6-4	Dietrich Thompson	7,504	Dostie
11	3/17	A	NYT	11-8	W	7-4	Thompson	7,012	Teat
12	3/24	H	COL	19-15	W	8-4	Dietrich	15,156	Tavares
13	3/31	H	CHI	15-10	W	9-4	Thompson	16,228	Tavares
14	4/7	H	ARZ	15-5	W	10-4	Dietrich	13,492	Dostie
15	4/13	H	ROC	10-14	L	10-5	Dietrich Thompson	15,334	Evans
16	4/14	A	ROC	8-14	L	10-6	Thompson Sams	11,200	Hoar

+ Overtime Decision

2008 RESULTS (1st place, East Division)

No.	Date	H/A	Opp.	Score	W/L	Rec	Goalie(s)	Att.	GWG
1	1/11	H	ROC	9-12	L	0-1	Montour Thompson	18,670	Lyons
2	1/12	A	ROC	14-9	W	1-1	Thompson	10,939	Lavery
3	1/19	H	NYT	17-13	W	2-1	Thompson	11,878	Dostie
4	1/26	A	PHI	14-15+	L	2-2	Thompson	10,542	Bergey
5	2/8	A	CGY	17-9	W	3-2	Thompson Montour	10,922	Steenhuis
6	2/10	A	NYT	9-10+	L	3-3	Montour Thompson	6,742	Hall
7	2/15	A	TOR	8-11	L	3-4	Montour	14,611	Taylor
8	2/16	H	MIN	16-14	W	4-4	Montour	14,446	Bomberry
9	2/24	A	CHI	13-8	W	5-4	Sams	3,250	Kruger
10	3/1	H	PHI	21-12	W	6-4	Montour Thompson	13,720	Bomberry
11	3/8	H	MIN	11-7	W	7-4	Montour	12,313	Steenhuis
12	3/22	H	TOR	9-13	L	7-5	Montour Thompson	15,320	Sanderson
13	4/5	H	COL	12-11	W	8-5	Thompson	16,905	Powless
14	4/12	A	ROC	6-11	L	8-6	Montour Thompson	10,517	Evans
15	4/19	H	CHI	13-9	W	9-6	Montour	13,633	Steenhuis
16	4/26	H	POR	14-10	W	10-6	Thompson	18,325	Tavares

+ Overtime Decision

BUFFALO BANDITS

YEAR-BY-YEAR RESULTS

2009 RESULTS (T - 1st place, East Division)

No.	Date	H/A	Opp.	Score	W/L	Rec	Goalie(s)	Att.	GWG
1	1/3	H	PHI	15-11	W	1-0	Thompson	18,690	Steenhuis
2	1/10	A	TOR	8-6	W	2-0	Montour	15,923	Tavares
3	1/16	H	ROC	23-6	W	3-0	Montour	15,494	Montour
4	1/24	A	MIN	10-9	W	4-0	Thompson	11,458	Tavares
5	1/29	A	EDM	13-8	W	5-0	Montour	6,298	Steenhuis
6	2/6	A	PHI	11-13	L	5-1	Thompson	10,506	Shannon
7	2/14	H	TOR	25-10	W	6-1	Montour	18,690	Tavares
8	2/20	A	TOR	17-16+	W	7-1	Montour	12,844	Steenhuis
							Thompson		
9	2/28	H	MIN	15-16	L	7-2	Montour	18,690	Marhol
10	3/14	A	ROC	14-15+	L	7-3	Montour	9,134	Evans
							Thompson		
11	3/21	H	POR	14-4	W	8-3	Montour	17,822	Vyse
12	3/28	H	NYT	9-11	L	8-4	Thompson	18,550	Alrich
13	4/4	A	BOS	15-11	W	9-4	Montour	7,073	Dostie
14	4/10	H	ROC	13-9	W	10-4	Montour	17,118	Vyse
15	4/11	A	NYT	9-12	L	10-5	Thompson	6,222	McLellan
16	4/18	H	BOS	12-13+	L	10-6	Montour	18,527	Morris

+ Overtime Decision

2010 RESULTS (T - 3rd place, East Division)

No.	Date	H/A	Opp.	Score	W/L	Rec	Goalie(s)	Att.	GWG
1	1/9	A	ROC	5-10	L	0-1	Montour	8,192	Gait
2	1/16	H	ROC	11-13	L	0-2	Montour	17,207	Gait
3	1/22	A	WAS	11-13	L	0-3	Montour	2,879	Wiles
							Goodleaf		
4	1/23	A	EDM	7-11	L	0-4	Montour	7,102	Secore
5	1/30	H	MIN	11-7	W	1-4	Montour	15,636	Francis
6	2/6	H	TOR	10-14	L	1-5	Montour	14,467	Manning
7	2/13	A	PHI	13-11	W	2-5	Goodleaf	7,723	Harasym
							Thompson		
8	2/27	H	PHI	11-15	L	2-6	Goodleaf	15,336	McGlone
9	3/6	H	ORL	12-10	W	3-6	Montour	16,184	Dostie
10	3/12	A	TOR	11-10+	W	4-6	Thompson	8,567	Tavares
11	3/13	A	BOS	9-8+	W	5-6	Thompson	9,062	Tavares
12	3/27	A	ROC	14-7	W	6-6	Thompson	10,652	Bucktooth
13	4/3	H	COL	11-12+	L	6-7	Goodleaf	16,951	Carlson
							Thompson		
14	4/10	H	TOR	13-10	W	7-7	Thompson	18,575	Accursi
15	4/16	A	ORL	7-9	L	7-8	Thompson	7,399	Powell
16	4/24	H	BOS	13-10	W	8-8	Thompson	18,480	Steenhuis

+ Overtime Decision

BUFFALO BANDITS

YEAR-BY-YEAR RESULTS

2011 RESULTS (1st place, East Division)

No.	Date	H/A	Opp.	Score	W/L	Rec	Goalie(s)	Att.	GWG
1	1/8	A	CGY	9-10	L	0-1	Thompson	9,590	Snider
2	1/15	A	PHI	9-6	W	1-1	Thompson	7,764	Kelusky
3	1/22	H	TOR	15-14+	W	2-1	Thompson	16,685	Self
4	1/29	A	TOR	5-8	L	2-2	Goodleaf	10,812	Doyle
5	2/4	H	MIN	15-12	W	3-2	Thompson	15,001	Tavares
6	2/12	A	PHI	16-7	W	4-2	Thompson	9,649	Kelusky
7	2/19	H	PHI	9-10	L	4-3	Goodleaf	15,344	Westervelt
8	3/5	H	ROC	11-8	W	5-3	Thompson	18,690	Tavares
9	3/6	A	BOS	9-8	W	6-3	Thompson	8,524	Hill
10	3/12	H	BOS	12-10	W	7-3	Thompson	16,347	Tavares
11	3/27	A	MIN	12-9	W	8-3	Thompson	9,294	Thenhaus
12	4/2	H	WSH	9-10+	L	8-4	Goodleaf	18,690	Sedgwick
							Thompson		
13	4/8	A	TOR	11-8	W	9-4	Thompson	15,084	Culp
14	4/9	A	ROC	9-8	W	10-4	Thompson	9,216	Steenhuis
15	4/16	H	BOS	9-16	L	10-5	Thompson	17,318	Cotter
							Goodleaf		
16	4/23	H	ROC	9-15	L	10-6	Goodleaf	18,690	Hall
							Thompson		

+ Overtime Decision

BUFFALO BANDITS

BANDITS PLAYOFF CAREER LEADERS

GAMES PLAYED

Player	Games Played
John Tavares	32
Rich Kilgour	25
Mark Steenhuis	19
Pat McCready	16
Chris White	14
Darris Kilgour	13
Kyle Couling	12
Brian Hall	11
Roger Vyse	11
Jim Veltman	10

POINTS

Player	Points
John Tavares	*180
Mark Steenhuis	66
Mike Accursi	56
Darris Kilgour	55
Rich Kilgour	39
Roger Vyse	36
Jim Veltman	34
Troy Cordingley	31
Kevin Dostie	30
Bob Hamley	30

FACEOFFS WON

Player	Faceoffs Won
Rich Kilgour	352
Darris Kilgour	255
Rob Kirkby	225
Tom Phair	179
Brian Silcott	176
Cory Bomberry	161
Kevin Alexander	137
Delby Powless	68
Shaydon Santos	51

GOALTENDER LEADERS - WINS

Player	Wins
Steve Dietrich	4
Bill Gerrie	4
Mike Thompson	4
Ross Cowie	3
Ken Montour	2
Pat O'Toole	2
Corey Quinn	1

GOALS

Player	Goals
John Tavares	*75
Mark Steenhuis	40
Mike Accursi	30
Darris Kilgour	23
Kevin Dostie	15
Troy Cordingley	14
Jonas Derks	13
Bob Hamley	13
Rich Kilgour	13
Roger Vyse	13

PENALTY MINUTES

Player	Penalty Minutes
Darris Kilgour	65
Billy Dee Smith	43
Ian Llord	40
Pat McCready	31
Chris White	30
John Tavares	27
Rich Kilgour	26
Brian Hall	24
Jim Veltman	19
Kyle Couling	17

GAME-WINNING GOALS

Player	Game-Winning Goals
Mark Steenhuis	6
John Tavares	4
Darris Kilgour	3
Kevin Dostie	2
Mike Accursi	1
Kevin Alexander	1
Dean Cecconi	1
Brian Hall	1
Jim Veltman	1

NOTES:

Bold indicates current Bandit.

**NLL Record.*

ASSISTS

Player	Assists
John Tavares	*105
Darris Kilgour	32
Mike Accursi	26
Rich Kilgour	26
Mark Steenhuis	26
Delby Powless	25
Jim Veltman	25
Jason Crosbie	24
Roger Vyse	23
Pat McCready	21

LOOSE BALLS

Player	Loose Balls
John Tavares	239
Jim Veltman	133
Mark Steenhuis	130
Pat McCready	123
Rich Kilgour	89
Darris Kilgour	77
Brian Hall	69
Mike Accursi	67
Ross Cowie	54
Chris White	52

GOALTENDER LEADER - SAVES

Player	Saves
Steve Dietrich	277
Mike Thompson	269
Ross Cowie	202
Bill Gerrie	185
Ken Montour	127
Pat O'Toole	115
Corey Quinn	83

BUFFALO BANDITS

BANDITS PLAYOFF HISTORY

1992

DIVISION SEMIFINALS

March 27 Boston 16 at Buffalo 22
 Attendance: 15,603
 Game MVP: John Tavares, Buffalo
 GWG: Jim Veltman
 Goaltender: Bill Gerrie
 Buffalo Goals: John Tavares - 6
 Kevin Alexander - 4, Brian Hall - 3
 Derek Keenan - 2, Darris Kilgour - 2
 Jim Veltman - 2, Jim Bissell - 1
 Bob Hamley - 1, Bill O'Hanlon - 1

DIVISION FINALS

April 4 Buffalo 19 at Detroit 16
 Attendance: 4,136
 Game MVP: Bill Gerrie, Buffalo
 GWG: Kevin Alexander
 Goaltender: Bill Gerrie
 Buffalo Goals: Bob Hamley - 4, Derek Keenan - 3
 Kevin Alexander - 2, Jim Bissell - 2
 Brian Hall - 2, Darris Kilgour - 2
 Bill Meagher - 2, John Tavares - 2

MILL CHAMPIONSHIP

April 11 Buffalo 11 at Philadelphia 10 (OT)
 Attendance: 13,017
 Game MVP: John Tavares, Buffalo
 GWG: John Tavares
 Goaltenders: Bill Gerrie (w), Ross Cowie
 Buffalo Goals: John Tavares - 4
 Kevin Alexander - 2, Tom Emmick - 1
 Bob Hamley - 1, Derek Keenan - 1
 Darris Kilgour - 1, Jim Veltman - 1

1993

DIVISION FINALS

April 3 Boston 10 at Buffalo 12
 Attendance: 16,325
 Game MVP: Derek Keenan, Buffalo
 GWG: Brian Hall
 Goaltender: Ross Cowie
 Buffalo Goals: Derek Keenan - 4
 Kevin Alexander - 2, Stu Aird - 1
 Troy Cordingley - 1, Tom Emmick - 1
 Brian Hall - 1, Bob Hamley - 1
 Rich Kilgour - 1

MILL CHAMPIONSHIP

April 10 Philadelphia 12 at Buffalo 13
 Attendance: 16,325
 Game MVP: John Tavares, Buffalo
 GWG: Darris Kilgour
 Goaltender: Ross Cowie
 Buffalo Goals: John Tavares - 4
 Kevin Alexander - 2, Darris Kilgour - 2
 Rich Kilgour - 2, Troy Cordingley - 1
 Bob Hamley - 1, Derek Keenan - 1

1994

DIVISION FINALS

April 9 Detroit 10 at Buffalo 16
 Attendance: 15,836
 Game MVP: Darris Kilgour, Buffalo
 GWG: Darris Kilgour
 Goaltender: Bill Gerrie
 Buffalo Goals: Bob Hamley - 3, John Tavares - 3
 Darris Kilgour - 2, Tyson Leies - 2
 Brian Nikula - 2, Stu Aird - 1
 Troy Cordingley - 1, Rich Kilgour - 1
 Jim Veltman - 1

MILL CHAMPIONSHIP

April 16 Philadelphia 26 at Buffalo 15
 Attendance: 16,284
 Game MVP: Paul Gait, Philadelphia
 GWG: Paul Gait
 Goaltenders: Bill Gerrie, Ross Cowie
 Buffalo Goals: John Tavares - 3, Jim Veltman - 3
 Bob Hamley - 2, Darris Kilgour - 2
 Tyson Leies - 2, Stu Aird - 1
 Troy Cordingley - 1, Glen Lay - 1

1995

MILL SEMIFINALS

March 25 Philadelphia 19 at Buffalo 16
 Attendance: 10,557
 Game MVP: Gary Gait, Philadelphia
 GWG: Steve Govett
 Goaltenders: Ross Cowie, Bill Gerrie
 Buffalo Goals: Troy Cordingley - 3
 Derek Laub - 2, John Tavares - 2
 Brian Hall - 2, Jim Veltman - 2
 Dean Ceccconi - 2, Jamie Batley - 1
 Stu Aird - 1, Darris Kilgour - 1

1996

MILL SEMIFINALS

April 6 Rochester 10 at Buffalo 18
 Attendance: 14,435
 Game MVP: Travis Kilgour, Buffalo
 GWG: John Tavares
 Goaltender: Pat O'Toole
 Buffalo Goals: Travis Kilgour - 4, John Tavares - 3
 Darris Kilgour - 3, Mark Cochrane - 1
 Mike Hasen - 1, Rich Kilgour - 1
 Brian Hall - 1, Ted Dowling - 1
 Jason Luke - 1, Troy Cordingley - 1
 Dean Ceccconi - 1

MILL CHAMPIONSHIP

April 12 Philadelphia 10 at Buffalo 15
 Attendance: 16,230
 Game MVP: Pat O'Toole, Buffalo
 GWG: Dean Ceccconi
 Goaltender: Pat O'Toole
 Buffalo Goals: Troy Cordingley - 3, Jason Luke - 3
 Ted Dowling - 2, Travis Kilgour - 2
 Steve Fannell - 1, John Tavares - 1
 Rich Kilgour - 1, Darris Kilgour - 1
 Dean Ceccconi - 1

BUFFALO BANDITS

BANDITS PLAYOFF HISTORY

1997

MILL SEMIFINALS

April 5 New York 10 at Buffalo 19
 Attendance: 12,155
 Game MVP: Ross Cowie, Buffalo
 Goaltender: Ross Cowie
 GWG: Darris Kilgour
 Buffalo Goals: Ted Dowling - 4, Jason Like - 3
 John Tavares - 3, Peter Parke - 2
 Darris Kilgour - 2, Bill Callan - 2
 Dean Cecconi - 1, Brian Hall - 1
 Rich Kilgour - 1

MILL CHAMPIONSHIP

April 12 Rochester 15 at Buffalo 12
 Attendance: 18,055
 Game MVP: Steve Dietrich, Rochester
 Goaltender: Ross Cowie
 GWG: Paul Gait
 Buffalo Goals: John Tavares - 4, Peter Parke - 2
 Tom Phair - 1, Mike Hasen - 1
 Rich Kilgour - 1, Darris Kilgour - 1
 Dean Cecconi - 1, Bill Callan - 1
 John Tavares - 1, Jonas Derks - 1
 Kerry Susheski - 1

1998

MILL SEMIFINALS

April 18 Buffalo 12 at Philadelphia 17
 Attendance: 9,795
 Game MVP: Dallas Eliuk, Philadelphia
 GWG: Michael Busza
 Goaltender: Pat O'Toole
 Buffalo Goals: Darris Kilgour - 4
 Troy Cordingley - 3, Travis Kilgour - 2
 John Tavares - 2, Rich Kilgour - 1

2000

NLL SEMIFINALS

April 21 Rochester 15 at Buffalo 11
 Attendance: 7,873
 Game MVP: John Grant, Rochester
 GWG: John Grant
 Goaltender: Matt Disher, Marty O'Neill
 Buffalo Goals: Chris Prat - 3, Craig Stevenson - 3
 John Tavares - 2, Mike Accursi - 2
 Derek Malawsky - 1

2003

NLL QUARTERFINALS

April 19 Calgary 9 at Buffalo 16
 Attendance: 6,761
 GWG: Mark Steenhuis, Buffalo
 Goaltender: Corey Quinn
 Buffalo Goals: John Tavares - 4, Jonas Derks - 3
 Mike Accursi - 3, Jason Crosbie - 2
 Pat McCready - 1, Duane Jacobs - 1
 Mark Steenhuis - 1, Rich Kilgour - 1

2003 *continued*

NLL SEMIFINALS

April 26 Buffalo 13 at Rochester 16
 Attendance: 8,834
 Game MVP: Curt Malawsky, Rochester
 GWG: John Grant
 Goaltender: Corey Quinn
 Buffalo Goals: Mike Accursi - 4, Aime Caines - 3
 Duane Jacobs - 2, Jason Crosbie - 1
 John Tavares - 1, Jonas Derks - 1
 Kerry Susheski - 1

2004

NLL QUARTERFINALS

April 17 Buffalo 13 at Rochester 9
 Attendance: 7,029
 Game MVP: Mark Steenhuis, Buffalo
 GWG: Mark Steenhuis
 Goaltender: Steve Dietrich
 Buffalo Goals: Mark Steenhuis - 5, Jonas Derks - 4
 John Tavares - 2, Jason Crosbie - 1
 Jason Clark - 1

NLL SEMIFINALS

April 25 Buffalo 19 at Toronto 10
 Attendance: 14,618
 Game MVP: Steve Dietrich, Buffalo
 GWG: Mike Accursi
 Goaltender: Steve Dietrich
 Buffalo Goals: Jonas Derks - 4, AJ Shannon - 4
 Mike Accursi - 3, John Tavares - 2
 Jason Clark - 2, Bryan Kazarian - 1
 Mark Steenhuis - 1, Jason Crosbie - 1
 Rich Kilgour - 1

NLL FINALS

May 7 Buffalo 11 at Calgary 14
 Attendance: 19,289
 Game MVP: Curtis Palidwor, Calgary
 GWG: Jesse Phillips
 Goaltender: Steve Dietrich
 Buffalo Goals: John Tavares - 3, Mike Accursi - 3
 Pat McCready - 2, Jonas Derks - 1
 Mark Steenhuis - 1, Neal Powless - 1

2005

NLL SEMIFINALS

April 23 Rochester 19 at Buffalo 14
 Attendance: 10,014
 Game MVP: Mark Steenhuis, Buffalo
 GWG: John Grant
 Goaltenders: Steve Dietrich, Derek General
 Buffalo Goals: Mark Steenhuis - 5, AJ Shannon - 3
 John Tavares - 3, Dan Teat - 1
 Pat McCready - 1, Aime Caines - 1
 Delby Powless - 1

BUFFALO BANDITS

BANDITS PLAYOFF HISTORY

2006

NLL QUARTERFINALS

April 23 Minnesota 10 at Buffalo 11
 Attendance: 8,110
 Game MVP: John Tavares, Buffalo
 GWG: Mark Steenhuis
 Goaltender: Steve Dietrich
 Buffalo Goals: John Tavares – 3, Mark Steenhuis – 2
 Dan Teat – 2, Pat McCready – 1
 Cory Bomberry – 1, Kim Squire – 1
 Delby Powless – 1

NLL SEMIFINALS

April 29 Rochester 10 at Buffalo 15
 Attendance: 10,897
 Game MVP: Steve Dietrich, Buffalo
 GWG: Mark Steenhuis
 Goaltender: Steve Dietrich
 Buffalo Goals: John Tavares – 3, Mark Steenhuis – 2
 Dan Teat – 2, Jason Crosbie – 2
 Cory Bomberry – 2, Roger Vyse – 2
 Billy Dee Smith – 1, Delby Powless – 1

NLL FINALS

May 13 Colorado 16 at Buffalo 9
 Attendance: 16,104
 Game MVP: Gavin Prout, Colorado
 GWG: Gavin Prout
 Goaltender: Steve Dietrich, Ken Montour
 Buffalo Goals: Troy Bonterre – 2, Mark Steenhuis – 1
 John Tavares – 1, Dan Teat – 1
 Jason Crosbie – 1, Roger Vyse – 1
 Kim Squire – 1, Delby Powless – 1

2007

NLL QUARTERFINALS

April 22 Minnesota 8 at Buffalo 14
 Attendance: 9,003
 Game MVP: John Tavares, Buffalo
 GWG: John Tavares
 Goaltender: Michael Thompson
 Buffalo Goals: John Tavares – 3, Kevin Dostie – 2
 Dan Teat – 2, Jason Crosbie – 2
 Clay Hill – 1, Pat McCready – 1
 Brett Bucktooth – 1, Delby Powless – 1

NLL SEMIFINALS

April 27 Buffalo 13 at Rochester 14
 Attendance: 8,558
 Game MVP: Mike Accursi, Rochester
 GWG: John Grant
 Goaltender: Michael Thompson
 Buffalo Goals: John Tavares – 2, Mark Steenhuis – 2
 Brett Bucktooth – 2, Kevin Dostie – 2
 Cory Bomberry – 2, Rich Kilgour – 1
 Delby Powless – 1, Jason Crosbie – 1

2008

NLL QUARTERFINALS

May 2 Philadelphia 12 at Buffalo 14
 Attendance: 9,344
 Game MVP: Michael Thompson, Buffalo
 GWG: Kevin Dostie
 Goaltender: Michael Thompson
 Buffalo Goals: Mike Accursi – 4, Kevin Dostie – 3
 Billy Dee Smith – 2, Delby Powless – 2
 John Tavares – 1, Brett Bucktooth – 1
 Cory Bomberry – 1

NLL SEMIFINALS

May 10 New York 12 at Buffalo 19
 Attendance: 1,012
 Game MVP: Mark Steenhuis, Buffalo
 GWG: Kevin Dostie
 Goaltender: Ken Montour
 Buffalo Goals: Mark Steenhuis – 7, Brett Bucktooth – 3
 Kevin Dostie – 3, John Tavares – 2
 Mike Accursi – 2, Billy Dee Smith – 1
 Roger Vyse – 1

NLL FINALS

May 17 Portland 13 at Buffalo 14
 Attendance: 18,690
 Game MVP: Mark Steenhuis
 GWG: Mark Steenhuis
 Goaltender: Michael Thompson
 Buffalo Goals: Mark Steenhuis – 5, Kevin Dostie – 3
 John Tavares – 2, Billy Dee Smith – 1
 Brett Bucktooth – 1, Mike Accursi – 1
 Roger Vyse – 1

2009

NLL QUARTERFINALS

MAY 2 Boston 8 at Buffalo 11
 Attendance: 13,343
 Game MVP: Mark Steenhuis, Buffalo
 GWG: Mark Steenhuis
 Goaltender: Ken Montour
 Buffalo Goals: Mark Steenhuis – 4, John Tavares – 2,
 Sean Greenhalgh – 1, Kyle Schmelzle – 1
 Thomas Montour – 1, Mike Accursi – 1
 Cory Bomberry – 1

NLL QUARTERFINALS

May 19 Buffalo 3 at New York 9
 Attendance: 5,644
 Game MVP: Matt Vinc, New York
 GWG: Brendan Mundorf
 Goaltender: Ken Montour
 Buffalo Goals: Kevin Dostie – 1, Sean Greenhalgh – 1
 Mike Accursi – 1

BUFFALO BANDITS

BANDITS PLAYOFF HISTORY

2010

NLL QUARTERFINALS

May 6	Buffalo 11 at Toronto 13
Attendance:	9,367
Game MVP:	Stephan LeBlanc, Toronto
GWG:	Stephan LeBlanc
Goaltenders:	Mike Thompson, Angus Goodleaf
Buffalo Goals:	Mike Accursi - 6, Mark Steenhuis - 2 Brett Bucktooth - 2, Roger Vyse - 1

2011

NLL EAST DIVISION SEMIFINALS

April 30	Boston 10 at Buffalo 11
Attendance:	11,273
Game MVP:	Roger Vyse, Toronto
GWG:	John Tavares
Goaltender:	Mike Thompson
Buffalo Goals:	Roger Vyse - 4, John Tavares - 3, Mark Steenhuis - 2, Tracey Kelusky - 1, Chad Culp - 1

NLL EAST DIVISION FINALS

May 7	Toronto 12 at Buffalo 11
Attendance:	12,349
Game MVP:	Garrett Billings, Toronto
GWG:	Garrett Billings
Goaltenders:	Mike Thompson, Angus Goodleaf
Buffalo Goals:	Kyle Clancy - 4, Roger Vyse - 3, Chad Culp - 2, Tracey Kelusky - 1, Clay Hill - 1

BUFFALO BANDITS

BANDITS ALL-TIME DRAFT SELECTIONS

1991

Player	Round	Number	Position	From
Darris Kilgour	1		F	Nazareth College
John Zurberti	2		F	Syracuse University
Jacob Lazore	3		F	Nazareth College
Darren Mutch	4		F	Niagara University
Ross Cowie	5		G	Brock University

1992

Player	Round	Number	Position	From
Tom Marachek	1	6	F	Syracuse University
Troy Cordingley	2	12	F	Lakehead University
Miles General	3	18	F	Six Nations (OLA Jr. A)
Randy Mearns	4	24	F	Canisius College
Marty Calder	5	30	F	Brock University

1993

Player	Round	Number	Position	From
Gil Nieuwendyk	1	6	F	Barrie, Ontario
Andy Shaughnessy	2	12	F	Sir Sanford Fleming
Tyson Leies	3	18	F	Victoria (WLA)
Jeff Hardill	4	24	F	U. of Ottawa
Jamie Grimoldby	5	30	F	Georgian

1994

Player	Round	Number	Position	From
Rodd Squire	1	5	F	Six Nations (OLA Jr. A)
Grant Johnston	2	11	F	Brock University
Travis Kilgour	3	17	F	St. Catharines (OLA Jr. A)
Jamie Batley	3	18	F	UMBC
Mika Hasen	4	23	F	Brock University
Kevin Haynes	5	29	F	Loyola College

1995

Player	Round	Number	Position	From
Jason Luke	1	3	F	St. Catharines (OLA Jr. A)
Shaydon Santos	2	9	F	Brock University
John Grant, Jr.	3	15	F	Peterborough (OLA Jr. A)
Tracy Kelusky	4	21	F	Peterborough (OLA Jr. A)
Brian Beisel	5	27	F	Brampton (OLA Major)

1996

Player	Round	Number	Position	From
Mike Murray	1		F	Brampton (OLA Major)
Rusty Kruger	2		F	Orangeville (OLA Jr. A)
Gary Scott	3		F	Orangeville (OLA Jr. A)
Jim Rankin	4		G	Orangeville (OLA Jr. A)
Ryan Sanderson	5		F	Rochester Institute of Technology

1997

Player	Round	Number	Position	From
Casey Zaph	1	7	F	Peterborough (OLA Major)
Marty O'Brien	1	8	F	Whitby (OLA Jr. A)
Bob Henry	2	15	F	Six Nations (OLA Major)
Gary Scott	3	23	F	Orangeville
Clay Squire	4	31	F	Six Nations (OLA Major)
Sean Howe	5	39	F	St. Catharines (OLA Jr. A)
Cort Knodel	6	47	F	Canisius College
Chris Clark	7	55	F	Michigan State University
Chris Levis	8	63	G	Six Nations (OLA Jr. A)
Jeff Hanson	9	71	F	Burnaby (WLA Jr. A)

BUFFALO BANDITS

BANDITS ALL-TIME DRAFT SELECTIONS

1998

Player	Round	Number	Position	From
Matt Disher	1	7	G	New Westminster (WLA Major)
John Fay	2	12	F	Duke University
Ryan McDermott	3	18	F	Nazareth College
D'Arcy Sweet	4	25	F	Butler University
Rich Schwanke	5	32	F	Hobart College
John Lipinski	5	33	F	St. Catharines (OLA Jr. A)
Andy Ogilvie	6	40	F	Coquitlam (WLA Major)
Jamie Bowen	7	47	F	North Shore (WLA Major)
Tim Bomberry	8	54	F	Six Nations (OLA Major)
Scott Komer	9	61	F	Burlington (OLA Jr. A)

1999

Player	Round	Number	Position	From
Todd Richard	2	10	F	University of Hartford
Pat Maddelena	2	14	F	Burlington (OLA Jr. A)
Trent Hill	3	19	F	Six Nations (OLA Jr. A)
Adam Pascal	3	20	F	Middlebury College
Steve Evans	3	22	F	Peterborough (OLA Jr. A)
Scott Self	4	27	F	Peterborough (OLA Jr. A)
Sean Holmes	5	35	F	Missaussaga (OLA Jr. A)
Scott Hochstadt	6	43	F	University of Maryland
Mario Lopez	6	51	F	University of Massachusetts
Josh Black	7	55	F	St. Catharines (OLA Major)
Marcus Maeus	8	59	F	Pace University
Tyler Francey	9	67	D	Whitby (OLA Jr. A)

2000

Player	Round	Number	Position	From
Ryan Powell	1	2	F	Syracuse University
Ryan Curtis	2	13	D	University of Virginia
Patrick Merrill	2	15	F	Orangeville (OLA Jr. A)
Joe Ceglia	3	20	D	Syracuse University
Tim Byrnes	5	43	F	Syracuse University
Drew McKnight	6	52	F	University of Virginia
T.J. Durman	7	61	F	Duke University
Jake Coon	8	65	G	Nazareth College
Jared Froot	8	70	D	Duke University
Kevin Kelley	9	79	F	Syracuse University

2001

Player	Round	Number	Position	From
Brad Self	2	18	M	Peterborough (OLA Jr. A)
Bryan Sanchez	3	27	M	Middlebury College
Milan Gajic	5	67	D	Burnaby (WLA Jr. A)
Dan Bowman	6	74	D	St. Catharines (OLA Jr. A)
Randy McNeil	7	87	A	St. Josephs University
Al Terilli	8	100	M	Nazareth College
Jeff Hochalter	9	113	D	Burlington (OLA Jr. A)

2002

Player	Round	Number	Position	From
Billy Dee Smith	1	3	D	St. Catharines (OLA Jr. A)
Mike Longboat	4	43	F	St. Catharines (OLA Jr. A)
Tyler Harris	4	45	F	Clarington Green Gaels (OLA Jr. B)
Louis Alfred	5	55	F	Kahanawake (OLA Jr. B)
Vincent Crawford	7	79	D	Whitby (OLA Jr. A)
Francis Dostie	8	91	F	Brampton (OLA Jr. A)
Craig Sleeman	9	103	D	Nazareth College

BUFFALO BANDITS

BANDITS ALL-TIME DRAFT SELECTIONS

2002 *continued*

2002 MONTREAL DISPERSAL DRAFT

Rd (overall)	Player Chosen
1 (6)	Aime Caines
2 (18)	Kelly Sullivan

2003

Player	Round	Number	Position	From
A.J. Shannon	1	6	F	University of Virginia
Adam Doneger	4	36	F	Johns Hopkins University
Scott Gillingham	5	46	F	Mississauga
David Brown	6	56	D	Toronto Beaches
Nathan Russell	7	66	F	New Westminster
Jon Ianucci	8	77	F	Coquitlam

2003 OTTAWA DISPERSAL DRAFT

Round (Overall)	Player
1 (9th)	Jason Clark
2 (20th)	Marc Landriault
3 (31st)	Mike Hamilton

2004

Player	Round	Number	Position	From
Delby Powless	1	1	F	Rutgers University
Jamie Rooney	3	21	F	Elora Mohawks (OLA Jr. B)
Regy Van Velzen	4	41	F	Spartan Warriors (OLA Jr. B)
Chris Passavia	4	43	D	University of Maryland
Mike Weadick	5	54	F	Elora Mohawks (OLA Jr. B)
Brian Myers	6	65	F	Towson University

2004 VANCOUVER DISPERSAL DRAFT

Round (Overall)	Player
1 (9th)	Curt Malawsky
2 (19th)	—

2005

Player	Round	Number	Position	From
Jeff Shattler	1	10	F	Brampton (OLA Jr. A)
Roger Vyse	2	12	F	Limestone College
Mike Poulin	2	21	G	Orangeville (OLA Jr. A)
Ian Llord	4	42	D	St. Catharines (OLA Jr. A)
Gene Tundo Jr.	6	65	G	University of Massachusetts

2006

Player	Round	Number	Position	From
Brett Bucktooth	1	3	F	Syracuse University
Joe Walters	2	18	F	University of Maryland
Jay Thorimbert	2	24	D	Niagara (OLA Jr. B)
Brendon Thenhaus	3	37	F	Oakville (OLA Jr. B)
Brent Miller	4	47	D	Niagara (OLA Jr. B)
Nolan Godfrey	4	50	F	Merrimack College
Daniel Sams	5	76	G	Peterborough (OLA Jr. A)

2007

Player	Round	Number	Position	From
Brandon Swamp	2	18	F	SUNY Potsdam
Chris Lalonde	3	39	F	Wallaceburg (OLA Jr. B)
Jon Mason	5	65	F	Roanoke College
Brent Wiotowicz	5	67	F	Hamilton (OLA Jr. B)

BUFFALO BANDITS

BANDITS ALL-TIME DRAFT SELECTIONS

2007 *continued*

2007 ARIZONA & BOSTON DISPERSAL DRAFT

Rd (overall)	Player Chosen
1 (10)	Craig Conn
2 (15)	Brian Croswell
3 (34)	Joe Smith

2008

Player	Round	Number	Position	From
Eryn Jones	3	35	D	Six Nations (OLA)
Tory Gardner	4	49	D	Six Nations (OLA)
Shane Pollock	5	62	F	Wallaceburg (OLA Jr. B)
Dustin Dunn	6	65	D	SUNY Potsdam

2008 ARIZONA DISPERSAL DRAFT

Rd (overall)	Player Chosen
1 (13)	Greg Hinman

2008 CHICAGO DISPERSAL DRAFT

Rd (overall)	Player Chosen
1 (12)	Cody Jacobs
2 (21)	Cory Stringer

2009

Player	Round	Number	Position	From
Kyle Clancy	1	10	F	Peterborough (OLA Jr. A)
Chris Corbell	2	15	D	Brampton (OLA Jr. A)
Steve Priolo	2	21	D	St. Catharines (OLA Jr. A)
Zach McIlmoyle	4	39	F	Peterborough (OLA Jr. A)
Matt Friedman	6	60	D	Canisius College

2009 PORTLAND DISPERSAL DRAFT

Rd (overall)	Player Chosen
1 (9)	Jamison Koesterer

2010

Player	Round	Number	Position	From
Travis Irving	1	9	D	New Westminster (BC Jr. A)
Ben McCullough	2	13	F	SUNY Potsdam
Wayne Van Every	2	21	F	Six Nations (OLA Jr. B)
Holdon Vyse	4	37	D	Six Nations (OLA Jr. A)
Jimmy Purves	5	47	F	Sarnia (OLA Jr. B)
Elijah Printup	6	57	T	Six Nations (OLA Jr. A)
Jordan Costa	6	60	F	Mississauga (OLA Jr. B)

2010 ORLANDO DISPERSAL DRAFT

Round (Overall)	Player
2 (16th)	Jesse Guerin
3 (26th)	Matt Brown

BUFFALO BANDITS

BANDITS ALL-TIME DRAFT SELECTIONS

2011

Player	Round	Number	Position	From
Jeremy Thompson	2	9	T	Syracuse University
Jeff Cornwall	2	15	D	Coquitlam (BC Jr. A)
Connor Daly	3	24	D	Burlington (OLA Jr. A)
Jerome Thompson	3	25	F	St. Regis (QSLI Sr. B)
Billy Bitter	4	33	F	University of North Carolina
Dwight Bero	5	41	D	St. Regis (QSLI Sr. B)
Lloyd Chrysler	6	51	D	St. Catharines (OLA Jr. A)

2011 BOSTON DISPERSAL DRAFT

Round (Overall)	Player
1 (6)	Kevin Buchanan
2 (15)	Damon Edwards

BUFFALO BANDITS

BANDITS ALL-TIME HOME & AWAY RECORDS

RECORD:	HOME					AWAY				
Year	GP	W	L	GF	GA	GP	W	L	GF	GA
1992	4	2	2	81	75	4	3	1	80	50
1993	4	2	0	72	53	4	4	0	71	55
1994	4	4	1	60	47	4	3	1	61	52
1995	4	3	2	61	54	4	1	3	48	54
1996	5	2	2	89	64	5	5	0	83	63
1997	5	3	2	75	76	5	3	2	83	77
1998	6	4	2	84	75	6	2	4	79	96
1999	6	1	5	78	94	6	4	2	80	83
2000	6	5	1	110	98	6	3	3	92	96
2001	7	4	3	131	100	7	4	3	117	118
2002	8	4	4	109	110	8	4	4	88	94
2003	8	8	0	127	82	8	4	4	104	106
2004	8	4	4	96	103	8	4	4	109	95
2005	8	5	3	106	96	8	6	2	111	97
2006	8	6	2	99	78	8	5	3	94	89
2007	8	6	2	120	97	8	4	4	87	91
2008	9	7	2	122	101	7	3	4	81	73
2009	8	5	3	126	80	8	5	3	97	90
2010	8	4	4	81	78	8	4	4	69	72
2011	9	4	4	89	95	8	6	2	80	64
Totals	133	83	48	1,916	1,656	130	77	53	1,714	1,615

BUFFALO BANDITS

BANDITS ALL-TIME UNIFORM NUMBERS

NUMBER	PLAYERS
0	Ben McCullough
1	Matt Disher, Ross Cowie
2	Ian Llord , Troy Bonterre, Ray Guze, Ryan Powell, Ryan McDermott, Clint Jones
3	Billy Dee Smith , Roy Colsey, Ryan Sanderson
4	Scott Self , Andrew Lazore, Mario Lopez, Brian Silcott, Tom Phair
5	Frank Resetarits , Clay Hill, Glen Lay, Steve Fannel
6	Chris White , Neal Powless, Rob Kirkby, Miles General, Gerry Hiltz, Mike Benedict
7	Jon Harasym , Chris Prat, Derek Laub
8	Delby Powless, AJ Shannon, Sean Holmes, Craig Stevenson
9	Mark Steenhuis , Mark Cochrane, Neil Doddridge, Bob Henry
10	Brenden Thenhaus , Pat McCready, Darren Mutch, Andy Ogilvie, Grant Johnston, Mike Hasen
11	John Tavares
12	Brian Crosswell, Brandon Swamp, Kyle Schmelzle, Lindsay Plunkett, Brian Nikula, Mark Burnam, Casey Zaph, Jamie Batley
13	Jeff Cornwall , Jonas Derks, Marc Landriault, John Rosa, Bill Kerr, Matt Hunt
14	Joe Smith, Kyle Jamieson, Shane Wannamaker, Tim Bomberry, John Zulberti
15	Luke Wiles , Chris Corbeil, Dan Teat, Kevin Howard, Jamie Batley, Barry Powless, Dan Teat
16	Rich Kilgour, Bill O'Hanlon
17	Tracey Kelusky , Brandon Swamp, Kyle Laverty, D'Arcy Sweet, Brian Hall
18	AJ Shannon, Phil Sanderson, Randy Fraser, Derek Malawsky, Cam Bomberry, Randy Mearns, Neil Doddridge, Donald Henry
19	Darryl Gibson , Sean Greenhalgh, Brenden Thenhaus, Tyler Francey, Jason Clark, Kelly Sullivan, Andy Dudun, Andy Ogilvie, Kevin Cox, Tyler Francey

NUMBER	PLAYERS
20	Chad Culp , Rusty Kruger, Andy Ogilvie, Shaydon Santos, Gary Edmands
21	Daryl Seymour, Jeff Hardill, Jim Bissell, Ted Dowling, Neil Doddridge
22	Kyle Clancy , Ryan Powell, Travis Kilgour, Bill Meagher
23	Steve Priolo , Pat McCready, Bob Fisher
24	Kyle Schmelzle, Chris Seller, Matt Steinwald, Jason Luke
25	Drew Candy, Jonas Derks
26	Brett Bucktooth, Greg Floris, Craig Gelsvik, Kevin Alexander
27	Matt Giles , Kyle Couling
28	Clay Hill, Jim Vilneff, Bob Hamley, Nick Trudeau
29	Ken Montour
30	Steve Dietrich, Clint Jones
31	Corey Quinn, Pat O'Toole
32	Chris Langdale, Jim Veltman
33	Kevin Buchanan , Ken Montour, Chris Levis, Kevin Brunsch, Rich Kilgour, Robert Henry, Brent Rothfuss
34	Rodd Squire, Clint Jones, Chris Clark
35	Darris Kilgour
36	Randy Mearns, Stu Aird
37	Travis Kilgour, Tom Emmick
39	Bill Warder, Bill Gerrie
40	Scott Komer, Troy Cordingley, Mike Mooradian
42	Pat Maddalena
43	Darris Kilgour
44	Mike Accursi, Steve Kisslinger, Dean Cecconi, Andy Shaughnessy
45	Derek Keenan
46	Carl Jutzin, Paul Day
47	Peter Tavares

BUFFALO BANDITS

BANDITS ALL-TIME UNIFORM NUMBERS

NUMBER	PLAYERS
48	Derek Collins, Marty O'Neill
49	Aime Caines, Chris Redwood, Tyson Leies
51	Kevin Dostie, Shawn Williams
53	Chris Panos
54	Jason Crosbie
55	Angus Goodleaf , Jamie Hackel, Clay Squire, Scott Driscoll
56	Scott Self
60	Ryan Avery
63	Tom Montour
65	Clay Hill
66	Mike Thompson , Scott Hochstadt
72	Cory Bomberry
74	Jeremy Thompson
75	Jay Thorimbert
77	Kyle Sweeney , Jeff Shattler, Brandon Piccarreto, Bill Callan

NUMBER	PLAYERS
81	Roger Vyse
84	Brandon Francis , Kerry Susheski
85	Derek General
86	Daniel Sams
88	Travis Irving , Cody Jacobs, Rich Catton, Jason Henhawk
89	Derek Graham
90	Mike Hominuck, Phil Wetherup
91	Darryl Gibson, Chris Clark, Steve Fannell
92	Dallas Squire
93	Chris Driscoll, Kim Squire
94	Ryan Sanderson
97	Bryan Kazarian
98	Jimmy Purves , Mike Mooradian
99	Delby Powless

NOTE:

Due to a last-minute roster change (injury related - D. Kilgour), Bill Meagher was pressed into action March 26, 1994 vs. Detroit and had to wear sweater number 9 (Mark Cochrane was also scratched due to injury that night).

Bold indicates active player

BUFFALO BANDITS

BANDITS ALL-TIME INDIVIDUAL SCORING

B

Player (Seasons)	GP	G	A	PTS	PIM	Unif./No.
Accursi, Mike (00-04, 08-10)	108	207	163	370	108	44
Aird, Stu (93-95)	24	24	35	59	18	36
Alexander, Kevin (92-93)	14	35	10	45	7	26
Avery, Ryan (06)	3	0	1	1	0	60

B

Player (Seasons)	GP	G	A	PTS	PIM	Unif./No.
Batley, Jamie (95-99)	20	16	24	40	33	12, 15
Benedict, Mike (99)	3	2	3	5	0	6
Bissell, Jim (92-93)	10	4	4	8	4	21
Bomberry, Cam (99)	4	2	4	6	0	18
Bomberry, Cory (06-09)	62	69	134	203	56	72
Bomberry, Tim (99)	2	0	0	0	2	14
Bonterre, Troy (06-07)	15	0	2	2	92	2
Brunsch, Kevin (00)	3	0	1	1	0	33
Bucktooth, Brett (07-11)	47	45	50	95	45	26
Burnam, Mark (92-93)	11	2	5	7	8	12

C

Player (Seasons)	GP	G	A	PTS	PIM	Unif./No.
Caines, Aime (03-05)	35	33	36	69	31	49
Callan, Bill (97)	9	7	7	14	23	77
Candy, Drew (04-05)	16	2	4	6	65	25
Catton, Rich (00-01)	21	4	8	12	34	88
Cecconi, Dean (95-99)	45	36	25	61	79	44
Clancy, Kyle (10-11)	15	11	22	33	8	22
Clark, Chris (98-99)	3	0	1	1	2	91, 34
Clark, Jason (02, 04)	21	19	27	46	6	61, 19
Cochrane, Mark (94-95)	11	4	9	13	21	9
Collins, Derek (01)	5	0	7	7	0	48
Colsey, Roy (02, 04)	8	12	9	21	6	3,33
Corbeil, Chris (10-11)	28	8	12	20	12	15
Cordingley, Troy (93-99)	61	96	137	233	103	40
Couling, Kyle (00-07)	113	15	43	58	201	27
Cowie, Ross (92-98)	47	0	26	26	20	1
Cox, Kevin (96-97)	2	0	0	0	0	19
Crosbie, Jason (03-05, 06-07)	65	81	106	187	52	54
Croswell, Brian (09)	4	0	0	0	42	12
Culp, Chad (11)	15	21	19	40	10	20

D

Player (Seasons)	GP	G	A	PTS	PIM	Unif./No.
Day, Paul (92)	8	3	4	7	16	46
Derks, Jonas (02-05)	39	71	67	138	58	25, 13
Dietrich, Steve (02-07)	83	0	48	48	0	30
Disher, Matt (99-00)	17	0	14	14	0	1
Doddridge, Neil (96-97, 99)	31	27	28	55	89	21, 18, 9
Dostie, Kevin (07-10)	54	75	82	157	30	51
Dowling, Ted (96-97, 01)	24	46	37	83	48	21
Driscoll, Chris (99-02, 10)	37	49	85	134	2	55, 93
Dudun, Andy (01)	2	1	1	2	2	19

E

Player (Seasons)	GP	G	A	PTS	PIM	Unif./No.
Edmands, Gary (96)	1	1	5	6	9	20
Emmick, Tom (92-93)	13	5	3	8	29	37

BUFFALO BANDITS

BANDITS ALL-TIME INDIVIDUAL SCORING

F

Player (Seasons)	GP	G	A	PTS	PIM	Unif./No.
Fannel, Steve (96-99)	44	5	26	31	75	5
Fisher, Bob (99)	1	1	1	2	0	23
Floris, Greg (04-05)	7	1	2	3	6	26
Francey, Tyler (05)	9	1	0	1	30	19
Francis, Brandon (09-11)	34	2	6	8	163	84
Fraser, Randy (02-04)	13	1	3	4	21	18

G

Player (Seasons)	GP	G	A	PTS	PIM	Unif./No.
Gelsvik, Craig (02-03)	27	1	10	11	73	26
General, Derek (04-05)	24	0	9	9	5	85
General, Miles (93)	6	1	0	1	10	6
Gerrie, Bill (92-95)	23	0	10	10	7	39
Gibson, Darryl (10-11)	19	0	8	8	25	91, 19
Goodleaf, Angus (10-11)	9	0	3	3	2	55
Graham, Derek (98)	1	0	0	0	2	89
Greenhalgh, Sean (08-10)	21	18	31	49	5	19
Guze, Ray (03)	1	0	1	1	0	2

H

Player (Seasons)	GP	G	A	PTS	PIM	Unif./No.
Hackel, Jamie (01-03)	21	2	2	4	62	55
Hall, Brian (92-97)	51	34	64	98	103	17
Hamley, Bob (92-95)	31	44	61	105	45	28
Harasym, Jon (05-06, 10-11)	45	13	26	39	78	7
Hardill, Jeff (94)	8	2	6	8	12	21
Hasen, Mike (96-99)	36	10	35	45	64	10
Henhawk, Jason (98)	3	4	1	5	0	88
Henry, Bob (93-99, 02)	27	4	7	11	45	33, 9
Henry, Donald (97)	1	0	0	0	0	18
Hill, Clay (05-11)	99	14	47	61	59	5, 28, 65
Hiltz, Gerry (92)	7	10	9	19	17	6
Hochstadt, Scott (00)	4	3	3	6	0	66
Holmes, Sean (01)	1	0	0	0	0	8
Hominuck, Mike (04-05)	10	6	8	14	12	90
Howard, Kevin (02)	5	1	3	4	2	15

I

Player (Seasons)	GP	G	A	PTS	PIM	Unif./No.
Irving, Travis (11)	10	1	2	3	18	88

J

Player (Seasons)	GP	G	A	PTS	PIM	Unif./No.
Jacobs, Cody (09)	2	1	2	3	0	88
Jacobs, Duane (03)	7	5	7	12	6	34
Jamieson, Kyle (05)	4	1	1	2	0	14
Johnston, Grant (95)	4	1	0	1	7	10
Jutzin, Carl (93)	3	1	2	3	2	46

K

Player (Seasons)	GP	G	A	PTS	PIM	Unif./No.
Kazarian, Bryan (04-06)	28	3	22	25	32	97
Keenan, Derek (92-93)	16	48	35	83	13	45
Kelusky, Tracey (11)	16	21	33	54	11	17
Kerr, Bill (92-94)	8	0	1	1	4	13
Kilgour, Darris (92-99)	62	128	127	255	257	35, 43

BUFFALO BANDITS

K *Continued*

Player (Seasons)	GP	G	A	PTS	PIM	Unif./No.
Kilgour, Rich (92-09)	200	94	223	317	273	33, 16
Kilgour, Travis (95-00)	51	54	60	114	55	37, 22
Kirkby, Rob (01-02)	22	5	20	25	46	6
Kisslinger, Steve (99)	3	4	5	9	2	44
Komer, Scott (01)	6	0	2	2	0	56
Kruger, Rusty (08)	3	1	2	3	15	20

L

Player (Seasons)	GP	G	A	PTS	PIM	Unif./No.
Landriault, Marc (02)	1	2	4	6	0	13
Langdale, Chris (02-04, 06)	54	4	25	29	101	32
Lantzy, Jon (93)	1	0	0	0	2	14
Laub, Derek (94-95)	12	8	5	13	6	7
Laverty, Kyle (04-08)	76	8	25	33	296	17
Lazore, Andrew (08)	2	3	2	5	0	4
Lay, Glen (93-95)	16	12	7	19	12	5
Leies, Tyson (94)	7	6	3	9	19	49
Levis, Chris (98, 02)	13	0	0	0	0	77, 33
Lord, Ian (08-11)	51	7	26	33	106	2
Lopez, Mario (00)	5	6	5	11	6	4
Luke, Jason (96-98)	29	29	38	67	57	24

M

Player (Seasons)	GP	G	A	PTS	PIM	Unif./No.
Maddalena, Pat (00-02)	40	58	38	96	14	42
Malawsky, Derek (00-01)	24	51	80	131	37	18
McCready, Pat (02-09)	112	71	135	206	251	23, 10
McCullough, Ben (11)	1	0	0	0	17	0
McDermott, Ryan (99)	1	0	1	1	0	2
Meagher, Bill (92-94)	18	3	4	7	8	22, 9
Mearns, Randy (93,02)	23	17	27	44	8	18, 36
Montour, Ken (02, 06, 08-10)	39	0	14	14	0	33, 29
Montour, Tom (04-05, 09-11)	48	25	45	70	52	63
Mooradian, Mike (92,99)	10	8	9	17	27	98, 40
Mutch, Darren (04)	6	0	0	0	14	10

N

Player (Seasons)	GP	G	A	PTS	PIM	Unif./No.
Nikula, Brian (94)	8	8	1	9	8	12

O

Player (Seasons)	GP	G	A	PTS	PIM	Unif./No.
Ogilvie, Andy (99-04)	47	9	50	59	235	19, 10, 20
O'Hanlon, Bill (92)	8	5	1	6	0	16
O'Neill, Marty (99-00)	13	0	11	11	6	48
O'Toole, Pat (96-98)	26	0	28	28	2	31

P

Player (Seasons)	GP	G	A	PTS	PIM	Unif./No.
Panos, Chris (99)	8	16	9	25	9	53
Parke, Peter (97)	3	2	2	4	2	15
Phair, Tom (96-98)	29	19	23	42	151	4
Piccarreto, Brandon (01)	7	0	4	4	4	77
Plunkett, Lindsay (03,06)	13	15	18	32	8	12
Powell, Ryan (01-02, 04)	25	30	32	62	21	2, 22
Powless, Barry (92)	3	0	3	3	6	15
Powless, Delby (05-10)	78	74	127	146	28	99, 8
Powless, Neal (04)	11	9	10	19	4	6

BUFFALO BANDITS

P *Continued*

Player (Seasons)	GP	G	A	PTS	PIM	Unif./No.
Priolo, Steve (10-11)	23	0	13	13	60	23
Prat, Chris (00)	12	20	15	35	14	7
Purves, Jimmy (11)	1	0	0	0	5	98

Q

Player (Seasons)	GP	G	A	PTS	PIM	Unif./No.
Quinn, Corey (03-04)	18	0	1	1	5	31

R

Player (Seasons)	GP	G	A	PTS	PIM	Unif./No.
Redwood, Chris (95)	5	1	0	1	0	49
Resetarits, Frank (10-11)	19	15	15	30	15	5
Rosa, John (95, 98-99)	30	10	29	39	41	13
Rothfuss, Brent (99)	1	1	1	2	0	33

S

Player (Seasons)	GP	G	A	PTS	PIM	Unif./No.
Sams, Daniel (07)	2	0	0	0	0	86
Sanderson, Phil (07-09)	38	3	20	23	39	18
Sanderson, Ryan (97-98)	20	3	5	8	6	3, 94
Santos, Shaydon (98-00)	34	11	13	24	58	20
Schmelzle, Kyle (06, 08-10)	23	5	12	17	22	12, 24
Self, Scott (01, 11)	16	2	8	10	38	56, 4
Seller, Chris (00-03)	51	12	29	41	30	24
Seymour, Daryl (07)	7	0	1	1	4	21
Shannon, AJ (05-06, 10)	41	42	48	90	21	8, 18
Shattler, Jeff (06)	1	0	1	1	0	77
Shaughnessy, Andy (94)	8	1	5	6	17	44
Silcott, Brian (94,99)	15	0	8	8	8	4
Smith, Billy Dee (03-10)	106	28	27	55	375	3
Smith, Joe (08-10)	21	0	3	3	6	14
Squire, Clay (98)	6	0	2	2	13	55
Squire, Dallas (98)	8	7	6	13	2	92
Squire, Kim (06)	12	13	10	23	36	93
Squire, Rodd (95)	8	0	2	2	0	34
Steenhuis, Mark (03-11)	141	279	283	562	200	9
Steinwald, Matt (99)	5	2	4	6	2	24
Stevenson, Craig (99-00)	14	10	9	19	4	8
Sullivan, Kelly (03)	3	2	0	2	4	19
Susheski, Kerry (03-04)	18	20	25	45	59	84
Swamp, Brandon (08-09)	13	3	8	11	18	12, 17
Sweet, D'Arcy (00-01)	26	29	37	66	31	17

T

Player (Seasons)	GP	G	A	PTS	PIM	Unif./No.
Tavares, John (92-11)	252	724	823	1547	333	11
Tavares, Peter (03)	2	1	2	3	0	47
Teat, Dan (05-08)	59	84	121	205	48	15
Thenhaus, Brenden (07, 11)	20	19	20	39	10	19, 10
Thompson, Mike (07-11)	50	0	12	12	0	66
Thorimbert, Jay (11)	14	1	5	6	0	75
Trudeau, Nick (98)	8	5	1	6	13	25

V

Player (Seasons)	GP	G	A	PTS	PIM	Unif./No.
Veltman, Jim (92-96)	40	55	113	168	42	32
Vilneff, Jim (99)	4	0	2	2	0	28
Vyse, Roger (06-11)	68	85	98	183	6	81

BUFFALO BANDITS

W

Player (Seasons)	GP	G	A	PTS	PIM	Unif./No.
Wannamaker, Shane (00)	1	1	0	0	0	14
Warder, Bill (01)	5	1	1	2	10	39
Wetherup, Phil (01)	12	0	9	9	2	90
White, Chris (05-11)	100	3	43	46	252	6
Williams, Shawn (00-01)	24	67	50	117	4	51

Z

Player (Seasons)	GP	G	A	PTS	PIM	Unif./No.
Zaph, Casey (98)	3	1	1	2	2	12
Zulberti, John (92,94)	2	3	1	4	0	14

Any player who took part in at least one Bandits' regular season game in his career is listed. Six players were on the Bandits roster but never played a game for Buffalo: #5 - Tom Nelson ('92), #8 - Chris Goss ('92), #18 - Tom Gravante ('92), #2 - Clayton Henry ('93), #4 - Donald Henry ('95), and #41 - Vernon Jacobs ('95).

BUFFALO BANDITS

RECORDS vs. OTHER TEAMS

REGULAR SEASON	Home			Away			Overall		
Team	GP	W	L	GP	W	L	GP	W	L
Anaheim (New Jersey)*	3	3	0	2	2	0	5	5	0
Arizona (Columbus)*	5	5	0	4	4	0	9	9	0
Boston*	4	2	2	3	3	0	7	5	2
Calgary	1	1	0	5	3	2	6	4	2
Charlotte*	1	1	0	0	0	0	1	1	0
Chicago*	2	2	0	2	2	0	4	4	0
Colorado (PIT/WSH/BAL)	14	10	4	10	6	4	24	16	8
Detroit*	3	2	1	3	3	0	6	5	1
Edmonton	0	0	0	1	0	1	1	0	1
Minnesota	9	7	2	6	6	0	15	13	2
Montreal*	1	0	1	1	0	1	2	0	2
New England (Boston)*	5	3	2	6	4	2	11	7	4
New York Saints*	6	4	2	10	7	3	16	11	5
Orlando (NY Titans)*	4	3	1	4	1	3	8	4	4
Ottawa (Syracuse)*	5	5	0	4	3	1	9	8	1
Philadelphia	21	12	9	21	10	11	42	22	20
Pittsburgh Bulls*	0	0	0	2	2	0	2	2	0
Portland*	3	3	0	1	0	1	4	3	1
Rochester	20	10	10	22	7	15	42	17	25
Washington (SJ, Albany)	6	4	2	6	4	2	12	8	4
Toronto (Ontario)	18	6	12	15	8	7	33	14	19
Vancouver*	1	1	0	1	0	1	2	1	1

NOTE: The Pittsburgh Bulls were a separate franchise from the Pittsburgh CrosseFire. The CrosseFire - after leaving Pittsburgh and spending two years as the Washington Power - eventually became the Colorado Mammoth. Before moving to Pittsburgh, the franchise was called the Baltimore Thunder.

PLAYOFFS	Home			Away			Overall		
Team	GP	W	L	GP	W	L	GP	W	L
Boston*	2	2	0	0	0	0	2	2	0
Calgary	1	1	0	1	0	1	2	1	1
Colorado	1	0	1	0	0	0	1	0	1
Detroit*	1	1	0	1	1	0	2	2	0
Minnesota	2	2	0	0	0	0	2	2	0
New England (Boston)*	2	2	0	0	0	0	2	2	0
New York Saints*	1	1	0	0	0	0	1	1	0
New York Titans*	1	1	0	1	0	1	2	1	1
Philadelphia	5	3	2	2	1	1	7	4	3
Portland*	1	1	0	0	0	0	1	1	0
Rochester	5	2	3	3	1	2	8	3	5
Toronto	1	0	1	2	1	1	3	1	2

NOTE: * Denotes defunct team

BUFFALO BANDITS

CALGARY ROUGHNECKS

Scotiabank Saddledome
555 Saddledome Rise SE, Calgary, Alberta T2G 2W1
Phone: (403) 777-4646



President: Ken King
Governor: John Bean
General Manager: Mike Board
Head Coach: Dave Pym
Assistant Coaches: Rod Jensen, Curt Malawsky & Bob McMahon
Media Relations Manager: Joanna French

COLORADO MAMMOTH

Pepsi Center
1000 Chopper Circle, Denver, CO 80204
Phone: (303) 405-1100



Owner: E. Stanley Kroenke
President, General Manager & Governor: Steve Govett
Executive Assistant to the General Manager: Don Sunblade
Head Coach: Bob Hamley
Manager, Marketing & Public Relations: Josh Gross

EDMONTON RUSH

ReXall Place
137 Turbo Drive, Sherwood Park,
Alberta T8H 2J6
Phone: (780) 732-7874



Owner & Governor: Bruce Urban
President: Gord Sawyer
Head Coach & General Manager: Derek Keenan
Assistant Coaches: Todd Lorenz & Devan Wray
Director of Communications: Pauline Hughes

MINNESOTA SWARM

Xcel Energy Center
317 Washington Street, Saint Paul, MN 55102
Phone: (888) 667-9276



Owner & President: John J. Arlotta
Co-Owner & Vice President: Andy Arlotta
Associate General Manager: Joe Sullivan
Head Coach: Mike Lines
Assistant Coaches: Aime Caines, Bobby Keast & Joe Sullivan
Media Relations Coordinator: Alec Schimke

PHILADELPHIA WINGS

Wells Fargo Center
3601 South Broad Street,
Philadelphia, PA 19148
Phone: (215) 389-9464



President & Owner: Russ Cline
Co-Owners & Executive Vice Presidents: Michael French & Chris Fritz
Co-Owners: Brad Brewster & Ted Goldthorpe
General Manager & Head Coach: Johnny Mouradian
Assistant Coaches: Blane Harrison, Jim Milligan & Chris Sanderson
Media Relations: Zack Lloyd

ROCHESTER KNIGHTHAWKS

Blue Cross Arena
144 Exchange Boulevard, Suite 102, Rochester, NY 14614
Phone: (585) 454-4295



Owner & General Manager: Curt Styres
President: Lewis Staats
Assistant General Manager: Landon Miller
Head Coach: Mike Hasen
Assistant Coaches: Jason Johnson, Paul Day & Pat O'Toole
Director of Communications: Craig Rybczynski

TORONTO ROCK

Air Canada Centre
416 North Service Road East, Suite 100
Oakville, ON L6H 5R2
Phone: (416) 596-3075



Owner & President: Jamie Dawick
General Manager: Terry Sanderson
Head Coach: Troy Cordingley
Assistant Coach: John Lovell
Communications Manager: Mike Hancock

WASHINGTON STEALTH

Comcast Arena at Everett
2000 Hewitt Avenue, Suite 300
Everett, WA 98201
Phone: (877) 697-5849



Owners: Bill & Denise Watkins
President: David Takata
Executive Vice President: David Wilkinson
General Manager: Doug Locker
Head Coach: Chris Hall
Assistant Coaches: Dave Evans, Rick Lum, Dan Stroup & Art Webster
Director of Communications: Michael Kennett

NATIONAL LACROSSE LEAGUE

53 West 36th Street, Suite 406
New York, NY 10018
(212) 764-1390
www.nll.com



Commissioner: George Daniel
Vice President of Lacrosse Operations: Brian Lemon
Vice President of Communications: Doug Fritts
Lacrosse Operations Executive: Justin Rubino
Assistant to the Commissioner: Risa Whipple

BUFFALO BANDITS

BANDITS RETIRED NUMBERS

RICH KILGOUR

16

On April 16, 2011, current Bandits assistant coach Rich Kilgour's jersey number 16 was retired by the team and lifted to the rafters of First Niagara Center, where his banner now resides right next to that of his brother, Darris.

Kilgour spent the entirety of his 18-year playing career (1992-2009) with the Bandits, serving as captain for 12 seasons from 1998 to 2009. His teams made the playoffs 13 times and won four championships (1992, 1993, 1996 and 2008). Kilgour played in 200 career regular season games as a defensive specialist for the Bandits, scoring 317 career points (94+223). He was an integral part of Buffalo's 1993 championship run, as the Bandits became the only team in league history to go undefeated through the regular season and playoffs (10-0).

PLAYING STATISTICS *R. Kilgour*

Year	Team	REGULAR SEASON						PLAYOFF					
		Games	Goals	Assists	Points	LB	PIM	Games	Goals	Assists	Points	LB	PIM
1992	Buffalo	5	3	11	14	33	16	-	-	-	-	-	-
1993	Buffalo	8	3	7	10	24	4	2	3	0	3	8	0
1994	Buffalo	7	6	4	10	15	4	2	1	2	3	5	0
1995	Buffalo	8	7	8	15	22	11	1	0	2	2	1	6
1996	Buffalo	9	6	20	26	43	10	2	2	4	6	7	0
1997	Buffalo	9	9	26	35	43	22	2	2	7	9	17	2
1998	Buffalo	12	13	26	39	78	14	1	1	2	3	3	0
1999	Buffalo	12	7	23	30	56	28	-	-	-	-	-	-
2000	Buffalo	12	4	9	13	51	6	1	1	1	2	4	2
2001	Buffalo	14	12	10	22	95	28	-	-	-	-	-	-
2002	Buffalo	15	6	22	28	53	29	-	-	-	-	-	-
2003	Buffalo	16	8	26	34	64	10	2	1	2	3	6	4
2004	Buffalo	13	1	6	7	51	22	3	1	3	4	11	8
2005	Buffalo	11	2	4	6	52	18	1	0	0	0	2	0
2006	Buffalo	15	2	7	9	62	8	3	0	2	2	8	4
2007	Buffalo	13	4	8	12	34	10	2	1	1	2	10	0
2008	Buffalo	15	1	3	4	29	28	3	0	0	0	7	0
2009	Buffalo	6	0	3	3	19	5	-	-	-	-	-	-
TOTALS		200	94	223	317	824	273	25	13	26	-	89	26

THOMAS GARDNER

34

The Buffalo Bandits retired number 34 in honor of Thomas Gardner in March 2001. Gardner was very involved in organizing youth lacrosse in Orchard Park and across Western New York. He passed away suddenly in 1998.

DARRIS KILGOUR

43

Darris Kilgour was Buffalo's first-ever draft choice, selected in the first round of the 1991 MILL Entry Draft. On February 16, 2007, Kilgour became the first Bandits player to be inducted into the NLL Hall of Fame. He took over as the Buffalo's head coach in 2003 and finished with a 12-4 record in his first season, earning him NLL Coach of the Year honors.

Kilgour led the Bandits to their first Championship in 12 years in 2008 after posting a 10-6 regular season. With a win at Toronto on March 12, 2010, Kilgour surpassed Les Bartley to become the NLL's all-time leader in career wins as head coach, with 94. He has since extended that total to 108 wins.

PLAYING STATISTICS *D. Kilgour*

Year	Team	REGULAR SEASON						PLAYOFF					
		Games	Goals	Assists	Points	LB	PIM	Games	Goals	Assists	Points	LB	PIM
1992	Buffalo	8	23	16	39	53	49	3	5	9	14	18	11
1993	Buffalo	8	11	17	28	69	31	2	2	3	5	4	17
1994	Buffalo	6	7	10	17	38	21	2	4	7	11	10	6
1995	Buffalo	6	8	12	20	17	25	1	1	4	5	5	22
1996	Buffalo	6	8	5	13	26	34	2	4	3	7	5	14
1997	Buffalo	8	21	12	42	56	34	2	3	4	7	20	2
1998	Buffalo	12	37	30	67	69	39	1	4	2	6	2	6
1999	Buffalo	8	13	16	29	40	24	-	-	-	-	-	-
1999	Rochester	2	3	3	6	3	0	2	3	3	6	5	4
2000	Albany	12	23	38	51	47	28	-	-	-	-	-	-
TOTALS		76	144	168	312	418	285	15	26	39	61	82	69

BUFFALO BANDITS

COACHING STATISTICS *D. Kilgour*

Year	Team	Regular Season	Playoffs
2001	Washington Power	9-5	0-1
2002	Washington Power	9-7	1-1
2003*	Buffalo Bandits	12-4	1-1
2004**	Buffalo Bandits	8-8	2-1
2005	Buffalo Bandits	11-5	0-1
2006	Buffalo Bandits	11-5	2-1
2007	Buffalo Bandits	10-6	1-1
2008***	Buffalo Bandits	10-6	3-0
2009	Buffalo Bandits	10-6	1-1
2010	Buffalo Bandits	8-8	0-1
2011	Buffalo Bandits	10-6	1-1
Totals		108-66	12-10

* voted NLL Coach of the Year

** Eastern Division All-Star coaching selection

*** NLL Champions

Reelax

Introducing Reebok's New 10K Lightning Heads & Handles

Reebok's D-Technology has been strategically placed in the scoop and head of the reel as well as the shaft for maximum airflow. The protective design allows for optimum coil control and protection against an optimum load for snoring. The revolutionary 3D speed steering design makes this one of the fastest reels on the market. The new Lightning handles feature optimized D-parts to add to the fun of your game.

SAME COKE TASTE DIFFERENT JERSEY

The Official Soft Drink of the
Buffalo Sabres



Coca-Cola taste
zero calories.