

# THIS IS *R*CITY

MEDIA GUIDE 2019





*Rainiers*



Triple-A Affiliate of  
the Seattle Mariners

*R* [tacomarainiers.com](http://tacomarainiers.com)

 /TacomaRainiers

 @RainiersLand

 tacomarainiers

TACOMA RAINIERS BASEBALL  
CHENEY STADIUM  
2502 S. Tyler Street  
Tacoma, WA 98405

Phone: 253.752.7707  
Fax: 253.752.7135

## 2019 TACOMA RAINIERS MEDIA GUIDE TABLE OF CONTENTS

Front Office/Contact Info .....	5
Cheney Stadium .....	6-9
Coaching Staff .....	10-14
2019 Tacoma Rainiers Players.....	15-76
2018 Season Review .....	77-106
League Leaders and Final Standings .....	78-79
Team Batting/Pitching/Fielding Summary.....	80-81
Monthly Batting/Pitching Totals.....	82-85
Situational Batting/Pitching Totals.....	86-97
Team Highlights .....	98-99
Day-By-Day.....	100-101
Highs and Lows .....	102
Transactions.....	103-106
Opponents .....	107-116
History and Records.....	117-150
Career Batting/Pitching Leaders.....	118-121
Single-Season Batting/Pitching Leaders.....	122-123
Franchise Leaders .....	124-125
All-Time Record(s) vs. PCL Opponents .....	126-129
Year-By-Year Record .....	130
Postseason History.....	131-141
All-Time Roster .....	142-150
Media Information .....	151-154
Guidelines .....	152-153
Broadcast Information.....	154

### INFORMATION BOX INDEX

Cheney Stadium Firsts .....	8
Tacoma Managers 1960-Present.....	19
Tacoma Players Who Have Led the Pacific Coast League in Home Runs .....	26
Tacoma Affiliate Records .....	31
Tacoma ERA Champions .....	47
Troy Neel Wins the 1992 Batting Title.....	58
Tacoma All-Star Selections.....	60
Tacoma Triple Plays.....	79
No-Hitters.....	124
Simpson Kraft Hall of Fame Inductees.....	125
Dick Phillips Wins 1961 MVP .....	131



#### CREDITS:

Research provided by: Mike Curto  
 Graphic design: Delaney Saul, Maddie Bush  
 Photography: Jeff Halstead, Tom Jones, Rick May, Red Williamson, Wilson Tsoi  
 Statistical assistance provided by Major League Baseball Advanced Media and Baseball Reference.  
 Additional biographical information provided by the Seattle Mariners Baseball Information Department.



**FRONT OFFICE**



**TACOMA RAINIERS PROFESSIONAL BASEBALL**

**CHENEY STADIUM  
2502 SOUTH TYLER STREET  
TACOMA, WA 98405**

**PHONE: (253) 752-7707**

**FAX: (253) 752-7135**

**BOX OFFICE: (253) 752-7700**

**EXECUTIVE STAFF**

CEO/Ownership..... Mikal Thomsen  
 President..... Aaron Artman  
 Vice President, Sales..... Shane Santman  
 Director, Administration/Assistant to the President..... Patti Stacy

**TICKET SALES AND SERVICES**

Senior Director, Ticket Sales..... Tim O'Hollaren  
 Director, Business Development..... Ben Nelson  
 Director, Ticket Operations..... David Gravenkemper  
 Coordinator, Sales..... Kennadi Bouyer  
 Manager, Premium Experience..... Allie Brown  
 Manager, Corporate Sales..... Devon Barker  
 Manager, Corporate Sales..... Maggie Baumgarten  
 Manager, Corporate Sales..... Kevin Drugge  
 Manager, Corporate Sales..... Hank Foster  
 Manager, Corporate Sales..... Matthew Hummel  
 Manager, Corporate Sales..... Kyle Milton  
 Manager, Corporate Sales..... Danny Muno  
 Inside Sales..... Aaron Oda

**GROUP SALES AND SERVICES**

Director, Group Sales and Event Marketing..... Caitlin Calnan  
 Manager, Group Sales..... Chris Aubertin  
 Manager, Premium Experience and Events..... Hannah Hall  
 Coordinator, Group Events..... Hayley Hacker  
 Coordinator, Group Events..... Michael Landrum  
 Coordinator, Group Events..... Maddie Miller

**MARKETING & COMMUNICATIONS**

Vice President, Marketing..... Megan Mead  
 Director, Creative..... Casey Catherwood  
 Director, Media Relations and Content Development..... AJ Garcia  
 Director, Technical..... Anthony Phinney  
 Graphic Designer..... Maddie Bush  
 Graphic Designer..... Delaney Saul  
 Coordinator, Game Entertainment and Community Outreach..... Sarah Neighbors  
 Specialist, Multimedia..... Adam Wygle  
 Broadcaster..... Mike Curto

**CORPORATE PARTNERSHIPS**

Director, Partner Services..... Yvette Yzaguirre  
 Manager, Partner Services..... Rachel Hansen  
 Manager, Partner Services..... Sarah Lopes

**STADIUM AND TEAM OPERATIONS**

Director, Stadium Operations..... Nick Cherniske  
 Director, Baseball Operations and Merchandise..... Ashley Schutt  
 Manager, Team Store..... Kyle McGilvray  
 Manager, Stadium Operations..... Isaiah Dowdell  
 Head Groundskeeper..... Michael Huie

**FINANCE**

CFO..... Brian Coombe  
 Financial Analyst..... Jack Kelly  
 Manager, Box Office..... Necia Borba



## CHENEY STADIUM





The development of Cheney Stadium as Tacoma's home of Pacific Coast League baseball began in 1957 as a shared idea by area businessmen Ben Cheney and Clay Huntington.

Following a three-year effort by these men, the San Francisco Giants agreed in the fall of 1959 to relocate their Triple-A club from Phoenix to Tacoma contingent upon the city's ability to construct a new stadium in time for the beginning of the 1960 season.

The city council approved the measure, clearing the way for a new stadium. The project took three months and 14 days to complete, cost \$940,00 with Ben Cheney putting up \$100,000 of his own to cover any overruns, and was finished just in time for the ballpark to host the Tacoma Giants first game on April 16, 1960.



*Ben Cheney surveying the early stages of the stadium prior to the Tacoma Giants first season in 1960.*

Outside of minor upgrades that included clubhouse renovations, the installation of a new playing surface and replacing the stadium's original wooden seats, Cheney Stadium remained largely unchanged for 51 seasons. More than five decades of housing PCL baseball in Tacoma began to take a toll and the house that Ben Cheney built was understandably beginning to show its age.

Following a concerted effort by Tacoma Rainiers ownership, Schlegel Sports Group, and the City of Tacoma, Cheney Stadium's new era officially began on November 24, 2009, when the Tacoma City Council approved a \$28 million private-public bond that would provide the bulk of a \$30 million renovation scheduled to take place during the 2010 offseason. The look of the renovation took shape a few months later when a design/build team led by Mortenson Construction, along with Populous and Tacoma-based Belay Architecture, was approved on March 9, 2010.



*Aerial view of the newly-completed Cheney Stadium - nicknamed the "The 100-Day Wonder" due to its brisk construction schedule.*

The stadium once dubbed the "100-Day Wonder" in tribute to its brisk construction time was set to undergo an extensive offseason renovation under a schedule equally as ambitious. From the last pitch of the Rainiers final home game of the 2010 season on September 2 until April 1, 2011, Cheney Stadium was to undergo a historic transformation in just a 210-day period.

Over 200 on- and off-site construction jobs were created in Tacoma in order to make Cheney's fast face-lift possible. The aggressive schedule saw Cheney Stadium "top out" - meaning the completion of the overall structure - during the holidays and was ready for occupation by the club's April 1 deadline.

# CHENEY STADIUM (CONT.)



Cheney Stadium added a 4,000 square foot Summit Club as part of its renovation following the 2010 season.

The renovated Cheney Stadium now incorporates more than 90,000 pounds of steel spanning across more than 96,000 square feet. The roof is comprised of Douglas Fir glu-lam beams, the largest of which weigh over 7,000 lbs.

The ballpark's wooden exterior, extending up to 75 feet at its peak, is indicative of a ballpark that was built to be geographically relevant. Every addition was constructed using only local materials, built with Tacoma and the Pacific Northwest in mind.

Cheney now features amenities that include 16 luxury suites, a 4,000 square foot Summit Club and restaurant, club seats that are closer than any other seat in any other baseball park across the nation, and a grass berm located along right field. The stadium boasts double the number of concession points of sale and more ADA seating capacity along with better ADA

access. Gone are the wooden walls that lined left and right field, replaced by lower, padded, chain-link fences featuring inset bullpens. The Rainiers clubhouse and dugout, formerly located along the first base line, shifted to third base, with visiting teams now residing in the fully renovated first base location.

What did not change are the views fans had grown accustomed to over Cheney Stadium's more than five decades of existence. The ballpark's grandstand is still the same one constructed prior to 1960 that features a steep pitch that makes every seat in the house a great one.

The 29-foot tall "batter's eye" continues to serve as a centerfield landmark, taunting batters at a distant 425 feet from home plate. (Shin Soo Choo and A.J. Zapp remain the only batters to hit a homer over the "Green Monster.") And the Simpson-Kraft Hall of Fame remains untouched, a tribute to Ben Cheney and the Tacoma names who helped to make Cheney Stadium the iconic venue it is today.

In 2018, Cheney Stadium became more than a baseball park, welcoming in Seattle Sounders FC's USL soccer club, now known as Tacoma Defiance. Now Cheney is also the home for Reign FC of the National Women's Soccer League. This year, three professional sports teams will provide fans close to 100 sporting events within Cheney, showcasing many of the best athletes in their respective sports as well as an elite field conversion process that allows the historic venue to be more than just the baseball diamond.



The Rainiers added the "R" Yard party deck beyond the left field wall in June of 2014. It is the first outfield viewing experience in stadium history.

## CHENEY STADIUM FIRSTS

First Rainout.....	April 14, 1960
First Game.....	April 16, 1960 (game one of day/night double header)
Result, First Game.....	Portland Beavers 7, Tacoma Giants 2
Attendance, First Game.....	6,612
First Tacoma Win.....	April 16, 1960 – game two (Tacoma 11, Portland 0)
Ceremonial First Pitch.....	Ben Hanson, Mayor of Tacoma
First Pitcher.....	Eddie Fisher, Tacoma, April 16 vs. Portland
First Batter.....	Clem Moore, Portland (fouled out to RF Bob Perry)
First Hit.....	George Freeze, Portland, April 16 – 1st inning, game one (single)
First Tacoma Hit.....	Danny O'Connell, Tacoma, April 16 – 1st inning, game one (single)
First Run Scored.....	Eddie Fisher, Tacoma, April 16 – 3rd inning, game one
First Run Batted In.....	Matty Alou, Tacoma, April 16 – 3rd inning, game one
First Double.....	Nippy Jones, Portland – April 16 – 8th inning, game one
First Triple.....	Tom Haller, Tacoma – April 16 – 1st inning, game two
First Home Run.....	Matty Alou, Tacoma, April 16 – 3rd inning, game one (2-run HR)
First Grand Slam.....	Frank Reveira, Tacoma, April 27 – 5th inning
First Pinch-Hit Home Run.....	Frank Reveira, Tacoma, April 27 – 5th inning
First to Hit for Cycle.....	Bill Hain, Tacoma, vs. Spokane August 8, 1961
First Winning Pitcher.....	Lynn Lovenguth, Portland, April 16 – game one
First Losing Pitcher.....	Eddie Fisher, Tacoma, April 16 – game one
First Shutout.....	Juan Marichal, Tacoma, April 16 – game two
First Hit Allowed.....	Eddie Fisher, Tacoma, April 16 – 1st inning, game one
First Home Run Allowed.....	Lynn Lovenguth, Portland, April 16 – 3rd inning, game one (Alou)
First Strikeout.....	Eddie Fisher struck out Jim Greengrass, April 16 – 1st inning, game one
First Walk.....	Eddie Fisher walked Bill Causion, April 16 – 1st inning, game one
First Stolen Base.....	Matty Alou, Tacoma, April 16 – 6th inning, game two
First Error.....	Tom Haller, Tacoma catcher, April 16 – 1st inning, game one
First Grounded Into DP.....	Benny Valenzuela, Tacoma, April 16 – 4th inning, game one

FRONT OFFICE

CHENEY STADIUM

COACHES/STAFF

2019 RAINIERS

2018 SEASON REVIEW

OPPONENTS

HISTORY & RECORDS

MEDIA & MISC.



## TACOMA DEFIANCE AND REIGN FC AT CHENEY STADIUM IN 2019

2019 marks a momentous change for sports in the South Sound, with the rebrand of Cheney Stadium's existing USL Championship club and the addition of a National Women's Soccer League. As announced on January 30, 2019, the squad formerly known as S2 is now Tacoma Defiance, a city-specific brand developed in an effort to identify with its local fan base. Additionally, Seattle Reign FC has dropped its Seattle identity and will play as Reign FC at Cheney Stadium.



MultiCare Health and We R Tacoma, the overseeing body of all three clubs that now call Cheney home, announced a partnership that will span at least a decade and will be represented proudly on Tacoma Defiance's kits as the presenting sponsor. Tacoma Rainiers President Aaron spoke on the impact that the soccer changes and MultiCare Health partnership will have on Tacoma and professional sports in the city.

"This is a special day for Tacoma, and speaks to what's possible with great partners, and we should be proud of that," Artman said. "We are proud to reveal the Tacoma Defiance brand, and are grateful for the leadership and support that MultiCare has brought to the stadium project and the Rainiers, Defiance and Reign FC. The addition of Reign FC to Tacoma matters, and shows the power behind great partnerships. We look forward to an exciting, and busy, 2019 in Cheney Stadium, and are committed – with our partners, public and private – to hopefully delivering a world-class soccer-specific stadium and medical facility to Central Tacoma."

We R Tacoma worked closely with Tacoma residents throughout 2018 to find a brand that spoke to the community, discerning the following elements:

**Point Defiance** – The most obvious Tacoma parallel to this updated brand is Point Defiance Park, the crown jewel of the city's Puget Sound coastline, home to 760 acres of natural old-growth forest, saltwater beaches, rose and rhododendron gardens, marinas and miles of trails for exploration. Once valued by the United States military as an ideal maritime fortress that could "bid defiance to any attack," the rebellious nickname stuck. President Andrew Johnson once set aside the peninsula as a potential military installation in 1866, but as notions of naval fortitude subsided, Point Defiance Park evolved into one of Tacoma's most beloved community assets. A perfect combination of rich history, natural beauty and daily utility, Tacoma's professional soccer club is now tied to this iconic fixture.

**A Maritime Community** – Not only does the club's new moniker take its influence from the physical location of Point Defiance, but the stylized vessel in the primary mark is crafted after the USS Point Defiance. Commissioned in 1955, this combat craft was named after the pride of Pierce County, and saw action throughout the Vietnam War. Additionally, the waters of the Salish Sea that surround Tacoma are legendary as habitat for the Giant Pacific Octopus, with both the primary and secondary marks referencing this unique marine wildlife that is native to the Pacific Northwest.

**Defiantly Tacoma** – Tacoma's sense of civic pride is well known to those that call the city home, and with this new brand identity, the club celebrates that heritage. Tacoma finds strength in its diversity, and as it becomes the second most-populous city in Washington State, it has embraced its City of Destiny refrain. Founded by frontiersmen and mavericks, Tacoma has become an eclectic community of artists, activists, professionals and families. All pride themselves on the grittiness and defiance that have come to represent Tacoma.

The addition of Reign FC will not only provide a potential jolt to soccer fandom and youth soccer participation in Tacoma, club owner Bill Predmore is anxious for the environment that his team will play in at Cheney.



"We spent a lot of time inside Cheney Stadium to imagine the matchday experience we could provide. We can say with certainty that the experience our fans will have at the stadium will be an exponential jump from what we could deliver at Memorial Stadium. Cheney Stadium features a grass pitch. The facility allows our fans to access reserved seats, better food and beverage options, in addition to ample parking. We also spent time getting to know the city, and again we came away impressed. Tacoma is a city on the rise. It has an understated charm, many areas of undeniable beauty, and has incredible potential to be the next great city in the Pacific Northwest. It was exciting to consider our team playing a role in helping the city realize its full potential. It ultimately became clear that Tacoma was the best possible option for our organization. So as one door closed in Seattle, another opened in Tacoma."

Mikal Thomsen, Chairman and CEO of the Tacoma Rainiers, took on a minority ownership in Reign FC effective at the time of the move, as well as a separate minority ownership commitment from and Seattle Sounders FC owner Adrian Hanauer and his mother Lenore.

"Adrian and Lenore have both been supportive of our club since its inception, so we are excited to welcome them to the Reign FC ownership group," said Predmore. "The renewed strength of the ownership group will provide long-term stability, support and strategic leadership that will ensure that Reign FC is able to achieve success both on and off the pitch."

The organizations plan to work with the City of Tacoma to finalize plans for a soccer specific stadium on the Cheney Stadium footprint. In 2017, the Tacoma Rainiers and Seattle Sounders FC agreed to move toward a 5,000 capacity stadium in Central Tacoma. Last year, Metro Parks Tacoma and Tacoma City Council approved resolutions to conduct feasibility studies, advancing the project yet again.



**COACHES / STAFF**

**Rainier**



# DAREN BROWN

**BORN:** 06/13/1967 - HOLDENVILLE, OK  
**RESIDES:** AMARILLO, TX  
**NAMED MANAGER:** JANUARY 14, 2019 (8TH SEASON)

## MANAGER

**BATTED:**  
RIGHT

**THREW:**  
RIGHT

### BROWN'S CAREER SUMMARY

#### COACHING CAREER HIGHLIGHTS:

- Brown enters his 19th season in the Mariners organization. He begins his second stint as manager of the Rainiers, after managing Tacoma previously from 2007-2013.
- Spent seven seasons as manager of Tacoma and ranks as the winningest manager in Tacoma franchise history (433 wins).
- Opened the 2010 season as manager of Tacoma before being named the Mariners interim manager on Aug. 9; went 19-31 (.380) at the helm of the Mariners. Managed the Rainiers to the top of the PCL standings (61-54) prior to being promoted to Seattle.
- Selected as the manager of 2010 PCL AAA All-Star Game after leading the Rainiers to a PCL North Division championship in 2009 (74-70).
- Led Double-A Jackson to an 84-55 record, en route to a 2016 Southern League Championship and was named Southern League Manager of the Year.
- Spent the 2014 and 2015 seasons as the Mariners Minor League Bunting and Baserunning Coordinator.
- Added to the Mariners coaching staff as the third base coach on May 2, 2013 for the remainder of the season.
- Managed Double-A San Antonio in 2006, Advanced-A Inland Empire from 2004-05, Class-A Wisconsin in 2003 and Advanced-A San Bernardino in 2001 and 2002.

#### PLAYING CAREER HIGHLIGHTS:

- Drafted by the Toronto Blue Jays in the 29th round 1989 draft out of Southeastern Oklahoma State University.
- Served as Player/Manager for the Amarillo Dillas from 1998-99 before becoming full-time Manager in 2000

#### PERSONAL

- Wife, Cindy...daughter, Chloe Lynn.

### BROWN'S CAREER MANAGERIAL RECORD

YEAR	TEAM	LEAGUE	REC.	PCT.	FINISH	ORGANIZATION
1998	Amarillo	Tex-LA League (Ind.)	64-20	.762	1st	Independent
1999	Amarillo	Tex-LA League (Ind.)	63-21	.750	1st (Championship)	Independent
2000	Amarillo	Tex-LA League (Ind.)	76-36	.679	1st	Independent
2001	San Bernardino	California League	76-64	.543	4th	Seattle Mariners
2002	San Bernardino	California League	77-63	.550	1st	Seattle Mariners
2003	Wisconsin	Midwest League	69-66	.511	2nd	Seattle Mariners
2004	Inland Empire	California League	77-63	.550	2nd	Seattle Mariners
2005	Inland Empire	California League	58-82	.414	5th	Seattle Mariners
2006	San Antonio	Texas League	60-78	.435	4th	Seattle Mariners
2007	Tacoma	Pacific Coast League	68-76	.472	3rd	Seattle Mariners
2008	Tacoma	Pacific Coast League	80-64	.556	2nd	Seattle Mariners
2009	Tacoma	Pacific Coast League	74-70	.514	1st	Seattle Mariners
2010	Tacoma	Pacific Coast League	61-54	.530	1st (Championship)	Seattle Mariners
	Seattle	American League	19-31	.380	-	Seattle Mariners
2011	Tacoma	Pacific Coast League	70-74	.486	2nd	Seattle Mariners
2012	Tacoma	Pacific Coast League	63-81	.438	4th	Seattle Mariners
2013	Tacoma	Pacific Coast League	76-68	.527	2nd	Seattle Mariners
2016	Jackson	Southern League	84-55	.604	1st (Championship)	Seattle Mariners
2017	Arkansas	Texas League	65-75	.464	4th	Seattle Mariners
2018	Arkansas	Texas League	71-68	.511	2nd	Seattle Mariners
Major League Career Totals			19-31	.380		
Minor League Career Totals			1227-1112	.525		

### BROWN'S CAREER PLAYING RECORD

Year	Team	LG	W-L	ERA	G	GS	CG	SHO	SV	IP	H	R	ER	HR	HB	BB	SO	WP	BK
1989	St. Catharines	NYPL	4-3	3.93	18	10	0	0	0	75.2	82	41	33	4	3	26	67	4	0
1990	Myrtle Beach	SAL	11-7	4.11	25	25	0	0	0	142.1	155	81	65	8	3	51	120	8	2
1991	Knoxville	SL	0-1	10.80	3	0	0	0	0	3.1	6	4	4	1	0	1	2	0	0
	Dunedin	FSL	6-4	4.52	28	5	0	0	1	81.2	69	46	41	3	2	34	66	8	1
1992	Knoxville	SL	5-4	3.73	43	1	0	0	1	82.0	79	36	34	10	3	22	105	8	0
1993	Knoxville	SL	4-5	5.00	46	2	0	0	10	72.0	72	44	40	4	3	32	67	8	0
1994	Amarillo TX-LA (Ind.)		4-3	3.88	28	6	1	1	9	58.0	55	29	25	2	-	20	45	-	-
1995	Amarillo TX-LA (Ind.)		15-2	3.14	23	22	4	1	0	146.1	142	67	51	10	3	41	121	10	0
1996	Amarillo TX-LA (Ind.)		11-9	3.89	23	23	7	0	0	159.2	180	88	69	10	14	50	143	7	0
1997	Amarillo TX-LA (Ind.)		12-6	4.73	24	21	10	0	3	154.0	184	93	81	13	8	50	130	9	1
1998	Amarillo TX-LA (Ind.)		15-4	3.21	20	20	3	0	0	137.1	139	59	49	13	2	21	121	6	0
1999	Amarillo TX-LA (Ind.)		3-0	3.20	4	4	0	0	0	19.2	19	7	7	1	1	4	17	0	0
Minor League Totals			30-25	4.27	163	43	0	0	12	457.0	463	252	217	30	14	166	427	36	3
Independent Totals			60-24	3.76	122	96	25	2	12	675.0	719	343	282	49	28	186	577	32	1

FRONT OFFICE

CHENEY STADIUM

COACHES/STAFF

2019 RAINIERS

2018 SEASON REVIEW

OPPONENTS

HISTORY & RECORDS

MEDIA & MISC.



# LANCE PAINTER

**BORN:** 07/21/1967 - BEDFORD, UNITED KINGDOM  
**RESIDES:** GILBERT, AZ  
**WITH TACOMA:** FOURTH SEASON (2016)

## PITCHING COACH

**BATTED:**  
LEFT

**THREW:**  
LEFT

### PAINTER'S CAREER SUMMARY

#### COACHING CAREER HIGHLIGHTS:

- Entering 13th season coaching in the Seattle organization...has served as the pitching coach for Single-A Wisconsin (2006-07), Advanced-A High Desert (2008, 2013), Single-A Clinton (2009), Double-A Jackson (2010-12, 2014-15), and Tacoma (2016-present).
- Led Tacoma pitching staff in 2017 as they led the Pacific Coast League with 13 shutouts...best single-season mark for the club since 2005 (17).
- Oversaw Rainiers pitching staff in 2016 that posted a team ERA of 3.92 (553ERx1269.0IP), the third best mark in the Pacific Coast League and the franchise's best single-season team ERA since 2001.
- Named to the all-star team for the 1993 Triple-A All-Star Game, but did not play.
- Served as pitching coach for the Great Britain national team during the 2005 European Baseball Championships...GB finished seventh.

#### PLAYING CAREER HIGHLIGHTS:

- Played professionally for 13 years, including 10 seasons in the Major Leagues.
- Logged time in the Majors with Colorado (1993-96), St. Louis (1997-99, 2003), Milwaukee (2001), and Toronto (2000-01).
- Made appearances in 314 ML games, posting a 25-18 record and a 5.24 ERA (262ERx450.0IP).

#### PERSONAL:

- Wife, Kelly...daughters, Jordan and Madison...son, Jake.
- Attended the University of Wisconsin.
- Born in England and became naturalized U.S. citizen in 1994.
- Selected by San Diego in the 15th round of the 1990 draft.

### PAINTER'S CAREER PITCHING RECORD

Year	Team	LG	W-L	ERA	G	GS	CG	SHO	SV	IP	H	R	ER	HR	HB	BB	SO	WP	BK
1990	Spokane	NORW	7-3	1.51	23	1	0	0	3	71.2	45	18	12	4	2	15	104	3	3
1991	Waterloo	MIDW	14-8	2.30	28	28	7	4	0	200.0	162	64	51	14	2	57	201	3	1
1992	Wichita	TL	10-5	3.53	27	27	1	1	0	163.1	138	74	64	11	10	55	137	6	3
1993	Col. Springs	PCL	9-7	4.30	23	22	4	1	0	138.0	165	90	66	10	5	44	91	6	2
	COLORADO	NL	2-2	6.00	10	6	1	0	0	39.0	52	26	26	5	0	9	16	2	0
1994	Col. Springs	PCL	4-3	4.79	13	13	1	0	0	71.1	83	42	38	5	5	28	59	3	0
	COLORADO	NL	4-6	6.11	15	14	0	0	0	73.2	91	51	50	9	1	26	41	3	1
1995	Col. Springs	PCL	0-3	5.96	11	4	0	0	0	25.2	32	20	17	3	1	11	12	0	1
	COLORADO	NL	3-0	4.37	33	1	0	0	1	45.1	55	23	22	9	2	10	36	4	1
1996	COLORADO	NL	4-2	5.86	34	1	0	0	0	50.2	56	37	33	12	3	25	48	1	0
1997	Louisville	AA	1-0	5.23	18	2	0	0	0	20.2	18	14	12	2	1	4	22	0	1
	ST. LOUIS	NL	1-1	4.76	14	0	0	0	0	17.0	13	9	9	1	0	8	11	0	0
1998	ST. LOUIS	NL	4-0	3.99	65	0	0	0	1	47.1	42	24	21	5	4	28	39	2	0
1999	Arkansas	TL	0-0	0.00	1	1	0	0	0	2.0	1	0	0	0	0	0	4	0	0
	ST. LOUIS	NL	4-5	4.83	56	4	0	0	1	63.1	63	37	34	6	2	25	56	4	0
2000	Dunedin	FLOR	0-0	0.00	1	1	0	0	0	1.0	0	0	0	0	0	0	0	0	0
	TORONTO	AL	2-0	4.72	42	2	0	0	0	66.2	69	37	35	9	2	22	53	4	0
2001	Dunedin	FLOR	1-1	0.96	5	1	0	0	0	9.1	10	1	1	0	0	1	10	1	0
	Indianapolis	IL	0-0	5.00	8	0	0	0	0	9.0	10	5	5	3	0	6	7	0	0
	TORONTO	AL	0-1	7.85	10	0	0	0	0	18.1	27	17	16	4	1	11	14	0	0
	MILWAUKEE	NL	1-0	4.22	13	0	0	0	0	10.2	11	5	5	3	0	7	6	0	0
2003	Palm Beach	FLOR	0-0	0.00	1	1	0	0	0	1.0	0	0	0	0	0	0	1	0	0
	Memphis	PCL	0-0	0.00	3	0	0	0	0	3.0	2	0	0	0	0	0	1	0	0
	ST. LOUIS	NL	0-1	5.50	22	0	0	0	0	18.0	17	12	11	3	0	7	11	0	0
	Major Lg Totals		25-18	5.24	314	28	1	0	3	450.0	496	278	262	66	15	178	331	20	2
	Minor Lg Totals		46-30	3.34	162	101	13	6	3	716.0	666	328	266	52	26	221	649	22	11

FRONT OFFICE

CHENEY STADIUM

COACHES/STAFF


2019 RAINIERS

2018 SEASON REVIEW

OPPONENTS

HISTORY & RECORDS

MEDIA & MISC.



# ROY HOWELL

**BORN:** 12/18/1953 - LOMPOC, CA  
**RESIDES:** SHELL BEACH, CA  
**WITH TACOMA:** SECOND SEASON (MANAGED RAINIERS IN 2014)

## HITTING COACH

**BATTED:**  
LEFT

**THREW:**  
RIGHT

### HOWELL'S CAREER SUMMARY

#### COACHING CAREER HIGHLIGHTS:

- Enters eighth season in the Mariners organization...has served as the hitting coach for Double-A Jackson/Arkansas for the last four seasons.
- Managed the Rainiers in 2014, replacing Rich Donnelly, who was originally tabbed as the team's skipper before being named the Mariners third base coach in Spring Training.
- Coached the Advanced-A High Desert Mavericks from 2012-13.
- Spent the 2011 season as the manager for the Road Warriors travel team in the Atlantic League...managed the San Luis Rattlers in the California Collegiate League from 2007-10...Managed Short Season-A Eugene (San Diego Padres) from 2003-05...Managed Triple-A Portland (San Diego Padres) from 2000-02.

#### PLAYING CAREER HIGHLIGHTS:

- Played professionally for 14 years, including parts or all of 11 Major League seasons with the Texas Rangers (1974-77), Toronto Blue Jays (1977-80) and Milwaukee Brewers (1984)...Finished his playing career with Triple-A Portland (Philadelphia Phillies) in 1985.
- Selected as the fourth overall pick of the 1972 Draft by the Texas Rangers out of Lompoc High School in California

#### PERSONAL:

- Wife, Carla...sons, Troy and Daniel.

### BERG'S CAREER PLAYING RECORD

Year	Team	LG	AVG	G	AB	R	H	2B	3B	HR	RBI	BB	SO	SB	CS	OBP	SLG	SF	SAC	HP
1972	Pittsfield	TEX	.250	48	116	12	29	3	0	2	9	15	33	0	0	.336	.328	0	1	0
1973	Pittsfield	TEX	.242	96	277	44	67	12	2	15	47	59	91	1	1	.376	.462	1	3	1
1974	TEXAS	AL	.250	13	44	2	11	1	0	1	3	2	10	0	0	.283	.341	0	1	0
	Spokane	PCL	.281	136	513	101	144	23	5	22	80	78	138	4	4	.377	.474	3	2	3
1975	TEXAS	AL	.251	125	383	43	96	15	2	10	51	39	79	2	2	.322	.379	3	2	3
1976	TEXAS	AL	.253	140	491	55	124	28	2	8	53	30	106	1	0	.295	.367	4	5	1
1977	TEXAS	AL	.000	7	17	0	0	0	0	0	0	2	4	0	0	.105	.000	0	0	0
	TORONTO	AL	.316	96	364	41	115	17	1	10	44	42	76	4	1	.386	.451	2	3	1
1978	TORONTO	AL	.270	140	551	67	149	28	3	8	61	44	78	3	1	.325	.376	1	4	1
1979	TORONTO	AL	.247	138	511	60	126	28	4	15	72	42	91	1	4	.310	.405	3	1	6
1980	TORONTO	AL	.269	142	528	51	142	28	9	10	57	50	92	0	0	.335	.413	5	4	5
1981	MILWAUKEE	AL	.250	76	273	37	58	13	1	6	33	23	39	0	0	.306	.373	2	2	2
1982	MILWAUKEE	AL	.260	98	300	31	78	11	2	4	38	21	39	0	2	.305	.350	4	1	0
1983	MILWAUKEE	AL	.278	69	194	23	54	9	6	4	25	15	29	1	3	.330	.448	0	2	0
1984	MILWAUKEE	AL	.232	68	164	12	38	5	1	4	17	8	32	0	1	.284	.348	0	0	4
1985	PORTLAND	PCL	.262	68	244	38	64	9	2	9	37	17	39	0	1	.321	.426	2	1	5
<b>Major League Totals</b>			<b>.261</b>	<b>1112</b>	<b>3791</b>	<b>422</b>	<b>991</b>	<b>183</b>	<b>31</b>	<b>80</b>	<b>454</b>	<b>318</b>	<b>675</b>	<b>9</b>	<b>14</b>	<b>.321</b>	<b>.389</b>	<b>24</b>	<b>25</b>	<b>23</b>
<b>Minor League Totals</b>			<b>.264</b>	<b>348</b>	<b>1150</b>	<b>195</b>	<b>304</b>	<b>47</b>	<b>9</b>	<b>48</b>	<b>173</b>	<b>169</b>	<b>301</b>	<b>5</b>	<b>6</b>	<b>.361</b>	<b>.446</b>	<b>6</b>	<b>7</b>	<b>9</b>

FRONT  
OFFICE

CHENEY  
STADIUM

COACHES/  
STAFF

2019  
RAINIERS

2018 SEASON  
REVIEW

OPPONENTS

HISTORY &  
RECORDS

MEDIA &  
MISC.



**2019 TACOMA RAINIERS**



# RUBEN ALANIZ

## RHP

**BORN:** 06/14/1991 IN MCALEN, TX

**ACQUIRED:** SIGNED AS A MINOR LEAGUE FREE AGENT ON NOV. 15, 2018.

**DRAFTED:** SIGNED BY HOUSTON AS A NON-DRAFTED FREE AGENT ON AUG. 14, 2009

HEIGHT:	WEIGHT:	BATS:	THROWS:	AGE:
6' 4"	220	RIGHT	RIGHT	27

### ALANIZ'S CAREER SUMMARY

Single-Game Career High...	IP	H	R	ER	HR	K	BB
	8.0 (3x)	12	10 (2x)	10	3 (2x)	10 (2x)	5 (2x)
	6/9/12	7/10/10	8/24/13	8/24/13	6/6/13	5/13/11	7/7/14

#### 2018:

- Went 3-4 with 4 saves and a 3.38 ERA (16 ER, 42.2 IP) with 53 strikeouts and 16 walks in 31 relief appearances across 4 levels of the Rays minor league system.
- On the disabled list April 18-May 18 (right calf strain) and May 31-June 21 (left calf strain)...made rehab appearances with GCL Rays (6/19) and High-A Charlotte (6/21).
- Began the year with Double-A Montgomery, where he made 9 appearances before landing on the disabled list...after returning from second DL stint, joined Triple-A Durham and recorded 35 strikeouts and only 8 walks in 27.0 innings across 20 outings.

#### 2017:

- Split the season between Double-A Erie and Triple-A Toledo, compiling a record of 3-3, 3.20 (25 ER, 70.1 IP)...struck out 76 in 43 appearances (5 starts).

#### 2016:

- Joined the Tigers organization and appeared with both Double-A Erie and Triple-A Toledo, combining to go 4-4, 2.69 (22 ER, 73.2 IP) 52 games.

#### 2015:

- Made his season debut with Double-A Corpus Christi in mid-June after completing a 50-game suspension... appeared in 14 games (5 starts) with Corpus Christi.
- Signed by Detroit as a Minor League Free Agent on Dec. 3, 2015

#### 2014:

- Transitioned from a starter to a reliever...made 14 appearances with Double-A Corpus Christi... had a pair of DL stints...made 3 rehab starts with GCL Astros...began 50-game suspension for a violation of the Minor League Drug Prevention and Treatment Program.

#### 2013:

- Made 27 appearances (19 starts) with Double-A Corpus Christi...his 9 wins were T5th-most in the Texas League...started Game 4 of the TL semifinals and tossed 7.0 scoreless frames.

#### 2012:

- Spent the season with High-A Lancaster, posting a record of 6-2, 5.04 (56 ER, 100.0 IP) in 17 starts...was on the disabled list twice with right shoulder injuries.

#### 2011:

- Appeared in 27 games (21 starts) with Single-A Lexington...following the season, Baseball America ranked him 15th-best prospect in the Astros organization for the 2nd year in a row and tabbed him as having the best curveball in the Astros system.

#### 2010:

- Made 12 starts with Rookie-Greeneville... led the club with 42 strikeouts.

#### Personal:

- Signed by Houston as a non-drafted free agent on Aug. 14, 2009...injured during his junior year of high school...a swine flu outbreak canceled his senior season...threw a perfect game in an Atlanta showcase game before signing with Houston.
- Pronunciation: ah-la-NIECE



# ALANIZ'S CAREER PLAYING RECORD

Year	Team	LG	W-L	ERA	G	GS	CG	SHO	SV	IP	H	R	ER	HR	HB	BB	SOWP	BK		
2010	Greeneville	APP	6-4	4.21	12	12	0	0	0.0	57.2	65	32	27	5	4	10	42	5	0	
2011	Lexington	SAL	7-10	4.44	27	21	0	0	0.0	115.2	111	78	57	11	9	38	96	3	1	
2012	Lancaster	CAL	6-2	5.04	17	17	0	0	0.0	100	113	58	56	12	6	26	70	6	2	
2013	Corp. Christi	TL	9-9	4.53	27	19	0	0	0	113.1	136	73	57	9	7	47	65	9	2	
2014	Corp. Christi	TL	0-0	6.44	14	1	0	0	0	29.1	27	22	21	2	1	26	15	3	0	
	Astros	GCL	1-1	6.94	3	3	0	0	0	11.2	23	15	9	0	1	2	7	3	0	
2015	Corp. Christi	TL	6-4	4.55	14	5	0	0	0	57.1	69	32	29	2	4	23	25	2	0	
2016	Toledo	IL	0-1	2.52	18	0	0	0	0	25	22	8	7	0	1	11	25	2	0	
2016	Erie	EL	4-3	2.77	34	0	0	0	0	448.2	50	17	15	1	3	18	49	3	0	
2017	Toledo	IL	1-2	4.25	20	3	0	0	0	36	43	21	17	5	4	21	40	2	0	
	Erie	EL	2-1	2.1	23	2	0	0	0	334.1	29	13	8	3	2	8	36	5	0	
2018	Durham	IL	1-3	4	20	0	0	0	0	3	27	27	15	12	1	3	8	35	8	0
	Montgomery	SL	2-1	2.84	9	0	0	0	0	112.2	7	5	4	0	1	7	13	1	0	
	Charlotte	FSL	0-0	0	1	0	0	0	0	2	0	0	0	0	0	1	4	0	0	
	Rays	GCL	0-0	0	1	0	0	0	0	1	0	0	0	0	0	0	1	0	0	
<b>Minor Lg Totals</b>			<b>45-41</b>	<b>4.27</b>	<b>240</b>	<b>83</b>	<b>0</b>	<b>0</b>	<b>11</b>	<b>671.2</b>	<b>722</b>	<b>389</b>	<b>319</b>	<b>51</b>	<b>46</b>	<b>246</b>	<b>523</b>	<b>52</b>	<b>5</b>	

FRONT  
OFFICE

CHENEY  
STADIUM

COACHES/  
STAFF

2019  
RAINERS

2018 SEASON  
REVIEW

OPPONENTS

HISTORY &  
RECORDS

MEDIA &  
MISC.



# DAN ALTAVILLA

## RHP

**BORN:** 09/08/1992 IN McKEESPORT, PA  
**RESIDES:** McKEESPORT, PA

**ACQUIRED:** SELECTED BY SEATTLE IN THE FIFTH ROUND OF THE 2014 DRAFT.

**HEIGHT:** 5' 11"    **WEIGHT:** 200    **BATS:** RIGHT    **THROWS:** RIGHT    **AGE:** 26

### ALTAVILLA'S CAREER SUMMARY

#### Single-Game

Career High...	IP	H	R	ER	HR	K	BB
	9.0	9	7	6	3	9 (2x)	5
	7/12/15	8/23/15	7/7/15	7/29/15	6/17/17	6/4/15	5/19/15

#### 2018:

- Went 3-2 with 5 holds and a 2.61 ERA (6 ER, 20.2 IP) with 23 strikeouts and 15 walks in 22 outings over 3 stints with Seattle.
- Made 2 trips to the DL: May 1-12 (right AC joint inflammation), including 1 game on rehab with Double-A Arkansas...June 8 (retro to 6/7)-Aug. 29 (right elbow UCL sprain); transferred to 60-day DL on July 31...on Aug. 29, recalled from rehab assignment with Triple-A Tacoma, reinstated from the DL, optioned to Tacoma.
- In his first 7 games (3/29 - 4/14), was 1-1, 1.29 (1 ER, 7.0 IP)...from April 17-29, was 1-1, 8.44 ERA (5 ER, 5.1 IP) in 6 outings...over his last 9 games (5/12 - 6/6), was 1-0 and allowed 1 run (0 earned runs) on 3 hits, 6 walks and 1 HBP while striking out 7.
- Optioned to Triple-A Tacoma, May 23-27...during this span, tossed 1.0 scoreless frame May 24 vs. El Paso...entered the game but did not throw a pitch May 26 at Las Vegas...recalled by Seattle the following day.

#### 2017:

- Divided the season between Tacoma (20 G) and Seattle (41 G)...combined to go 3-1 with six saves and a 3.34 ERA (26ERx70.0IP).
- Opened the year with Seattle and spent five stints of time with the Mariners...went 1-1 with a 4.24 ERA (22ERx46.2IP) over 41 relief outings.
- Earned first career Major League win on April 6 at Houston (1.0,1,0,0,0,3)...suffered first ML loss on April 12 against Houston (1.0,4,3,3,1,0).
- Across 20 games with Tacoma, went 2-0 with six saves and a 1.54 ERA (4ERx23.1IP).
- Earned the save in four straight outings from July 20-28...allowed just two hits and surrendered no runs over that stretch while striking out six.
- Made 10 appearances at Cheney Stadium, going 2-0 with three saves and a 0.00 ERA (0ERx11.2IP)...struck out 20.

#### 2016:

- Split time between Double-A Jackson (43 G) and Seattle (15 G)...combined to go 7-3 with 16 saves and a 1.70 ERA (13ERx69.0IP).
- Named a Southern League Mid-Season All-Star with Jackson...pitched 0.2 innings in the ASG, allowing no hits...went 4-1 with eight saves and a 2.28 ERA (7ERx27.2IP) over 22 games in the first half.
- Finished the year leading Southern League qualified relief pitchers (min. 0.4 IP/league games) in fewest baserunners/9 IP ratio at 10.32...ranked second among same group in lowest batting average (second, .196/40x204) and strikeouts/9 IP ratio (fifth, 10.32)...16 saves ranked tied for fourth in the Southern League.
- Selected by Seattle on Aug. 27 and made Major League debut that same day against Chicago (AL) in relief (1.0,0,0,0,0,1).
- Finished the year with the Mariners, posting a 0.73 ERA (1ERx12.1IP) over 15 games while not factoring into any decisions.

#### 2015:

- Spent a full season with Advanced-A Bakersfield (28 GS)...posted a 6-12 record with 134 strikeouts and a 4.07 ERA (67ERx148.1IP).
- Completed the year ranked among the California League leaders in games started (first, 28), shutouts (tied-first, 1), opponent batting average (second, .246/138x560), innings pitched (fourth, 148.1), strikeouts (fourth, 134), and ERA (sixth, 4.07).
- Earned California League Postseason All-Star honors with the Blaze.
- Tossed first career complete game shutout on July 12 at Visalia (9.0,7,0,0,2,6).
- Logged a 1-6 record and 5.16 ERA (35ERx61.0IP) at home in Bakersfield, and a 5-6 record with a 3.30 ERA (32ERx87.1IP) on the road.
- Turned in 11 quality starts (6.0+ inning pitched, three or fewer ER) in 28 games...held opponents without an earned run in three separate starts.

## ALTAVILLA (CONTINUED)

### 2014:

- Began professional career with rookie-level Everett (14 GS), posting a 5-3 record with 66 strikeouts and a 4.36 ERA (32ERx66.0IP).
- Made professional debut on June 17 against Hillsboro (3.0,3,2,2,2,3).
- Earned first career win on July 25 against Boise (6.0,4,1,1,2,5,HR).
- Finished the year ranked third among qualified starting pitchers (min. 0.8 IP/league games) in strikeout/9 IP ratio (9.00).
- Earned the win in five consecutive starts from July 25 – Aug. 18...posted a 3.72 ERA (12ERx29.0IP) over that span while liming hitters to a .248 (26x105) batting average.

### Personal:

- Graduated from Elizabeth Forward (PA) High School in 2011.
- Attended Mercyhurst (PA) College from 2011-14...won inaugural Brett Tomko Award, given to the NCAA Division II Most Outstanding Pitcher...named the 2014 ABCA/Rawlings Division II Pitcher of the Year.
- Became highest drafted player in Mercyhurst history...highest drafted player in 2014 not from a Division I program.
- Pronunciation (all-tuh-VIL-uh).

## ALTAVILLA'S CAREER PITCHING RECORD

Year	Team	LG	W-L	ERA	G	GS	CG	SHO	SV	IP	H	R	ER	HR	HB	BB	SO	WP	BK
2014	Everett	NOR	5-3	4.36	14	14	0	0	0	66.0	74	36	32	7	4	32	66	4	0
2015	Bakersfield	CAL	6-12	4.07	28	28	1	1	0	148.1	138	82	67	11	7	53	134	13	2
2016	Jackson	SOU	7-3	1.91	43	0	0	0	16	56.2	40	15	12	3	3	22	65	2	0
	SEATTLE	AL	0-0	0.73	15	0	0	0	0	12.1	11	1	1	0	1	1	10	1	0
2017	Tacoma	PCL	2-0	1.54	20	0	0	0	6	23.1	17	4	4	1	1	15	36	2	0
	SEATTLE	AL	1-1	4.24	41	0	0	0	0	46.2	43	27	22	9	1	20	52	9	0
2018	Tacoma	PCL	0-2	9.45	9	1	0	0	0	6.2	9	8	7	2	1	4	7	1	0
	Arkansas	TL	0-0	0.00	1	0	0	0	0	1.0	0	0	0	0	0	0	2	0	0
	SEATTLE	AL	3-2	2.61	22	0	0	0	0	20.2	11	7	6	2	2	15	23	4	0
<b>Minor Lg Totals</b>			<b>20-20</b>	<b>3.64</b>	<b>115</b>	<b>43</b>	<b>1</b>	<b>1</b>	<b>22</b>	<b>302.0</b>	<b>278</b>	<b>145</b>	<b>122</b>	<b>24</b>	<b>16</b>	<b>126</b>	<b>310</b>	<b>22</b>	<b>2</b>
<b>Major Lg Totals</b>			<b>4-3</b>	<b>3.28</b>	<b>78</b>	<b>0</b>	<b>0</b>	<b>0</b>	<b>0</b>	<b>79.2</b>	<b>65</b>	<b>35</b>	<b>29</b>	<b>11</b>	<b>4</b>	<b>36</b>	<b>85</b>	<b>14</b>	<b>0</b>

### TACOMA MANAGERS (1960-PRESENT)

YEAR	MANAGER	TEAM	W-L	PCT.
1978	Mike Ferraro	Yankees	80-57	.584
1960-1962	Red Davis	Giants	259-203	.561
1981-1982, 1984	Ed Nottle	Tigers	231-191	.547
1971	Jim Marshall	Cubs	78-65	.545
2001-2005	Dan Rohn	Rainiers	375-340	.524
1974-1976	Cal Ermer	Twins	224-204	.523
1977	Tom Kelly	Twins	28-26	.519
1996-2000	Dave Myers	Rainiers	366-343	.516
2014	Roy Howell	Rainiers	74-70	.514
2006	Dave Brundage	Rainiers	74-70	.514
1965	Bill Werle	Giants	75-72	.510
2013	John Stearns	Rainiers	59-58	.504
1985-1987	Keith Leippman	Tigers	216-213	.503
<b>2007-13, 2019-Pr.</b>	<b>Daren Brown</b>	<b>Rainiers</b>	<b>433-429</b>	<b>.502</b>
1979-1980	Gene Dusan	Tugs/Tigers	148-147	.502
2015-2018	Pat Listach	Rainiers	215-214	.501
1963	Andy Gilbert	Giants	79-79	.500
1988-1990	Brad Fischer	Tigers	214-215	.499
1995	Steve Smith	Rainiers	68-76	.472
1964	Charlie Fox	Giants	73-82	.471
2010	Jose Castro	Rainiers	13-15	.464
1991	Jeff Newman	Tigers	63-73	.463
1967-1970	Whitey Lockman	Cubs	269-316	.460
1983	Bob Didier	Tigers	65-77	.458
1973	Kerby Ferrell	Twins	65-79	.451
1977	Del Wilbur	Twins	40-49	.449
1972	Harry Warner	Twins	65-83	.439
1992-1993	Bob Boone	Tigers	125-161	.437
1994	Casey Parsons	Tigers	61-81	.430
1966	Les Peden	Cubs	63-85	.426



# GERSON BAUTISTA

## RHP

**BORN:** 05/31/1995 IN SAN JUAN, D.R.  
**RESIDES:** JUAN DE HERRERA, D.R.

**ACQUIRED:** IN A 7-PLAYER TRADE WITH NEW YORK-NL ON 12/3/18

**DRAFTED:** SIGNED BY BOSTON AS A NON-DRAFTED FREE AGENT ON APR. 1, 2013

**HEIGHT:** 6' 3"  
**WEIGHT:** 195  
**BATS:** RIGHT  
**THROWS:** RIGHT  
**AGE:** 23

### BAUTISTA'S CAREER SUMMARY

Single-Game Career High...	IP	H	R	ER	HR	K	BB
	6.0 (4x)	8	8	7	1 (10x)	6	4 (5x)
	7/23/15	8/11/15	7/17/15	7/17/15	8/23/18	7/10/15	7/1/17

#### 2018:

- Went 0-1 with a 12.46 ERA (6 ER, 4.1 IP) with 3 strikeouts and 5 walks in 5 games with the Mets.
- Recalled from Double-A Binghamton on April 17 and made his Major League debut that night vs. Washington with 1.0 scoreless inning.
- Combined for 69 strikeouts in 49.0 innings in the minors (12.67 K/9.0 IP)...was 3-1 with 3 saves a 5.22 ERA (23 ER, 39.2 IP) with 54 strikeouts and 18 walks in 31 games with Triple-A Las Vegas...in 6 games with Double-A Binghamton, went 1-0 with a 4.82 ERA (5 ER, 9.1 IP) with 15 strikeouts.

#### 2017:

- Spent the year with two organizations...started the season with High-A Salem in the Red Sox system, going 3-2 with 4 saves and a 5.16 ERA (26 ER, 45.1 IP) with 53 strikeouts and 28 walks in 27 relief appearances
- Acquired by New York-NL from Boston in a 4-player deal on July 31
- Assigned to High-A St. Lucie in the Mets organization after the trade and went 0-1 with 5 saves and a 1.26 ERA (2 ER, 14.1 IP) with 20 strikeouts and 3 walks in 10 games.

#### 2016:

- Split the season between Short-Season-A Lowell and Single-A Greenville, combining for a record of 1-4 with a 2.55 ERA (10 ER, 35.1 IP) with 36 strikeouts and 13 walks.
- After season, tabbed by Baseball America as having the best fastball in Red Sox minor leagues.

#### 2015:

- In 12 games (11 starts) with GCL Red Sox, went 3-3 with a 2.77 ERA (16 ER, 52.0 IP) with 41 strikeouts and 27 walks...ranked 5th in the GCL in ERA.

#### 2014:

- Made his pro debut with the DSL Red Sox, going 2-1 with a 1.03 ERA (7 ER, 61.0 IP) with 32 strikeouts and 21 walks in 13 appearances (12 starts)...led the DSL in ERA.

#### Personal:

- Pronunciation (GURR-shawn BAU-tee-stah)
- Acquired by Seattle from New York-NL along with Jay Bruce (OF), Anthony Swarzak (RHP), Jarred Kelenic (OF) and Justin Dunn (RHP) in exchange for Robinson Canó (INF), Edwin Diaz (RHP) and cash considerations on Dec. 3, 2018.

### BAUTISTA'S CAREER PLAYING RECORD

Year	Tm	Lg	W	ERA	G	GS	CG	SHO	SV	IP	H	R	ER	HR	BB	HB	SOWP	BK	
2014	DSL Red Sox	DSL	2-1	1.03	13	12	0	0	0	61.0	37	15	7	1	21	2	32	1	2
2015	GCL Red Sox	GCL	3-3	2.77	12	11	0	0	0	52.0	36	18	16	1	27	2	41	0	2
2016	Greenville	SAL	1-4	3.24	15	0	0	0	1	25.0	20	11	9	3	11	2	23	0	2
	Lowell	NYP	0-0	0.87	8	0	0	0	5	10.1	5	1	1	0	2	0	13	0	0
2017	Salem	CAR	3-2	5.16	27	0	0	0	4	45.1	54	33	26	2	28	3	53	1	3
	St. Lucie	FSL	0-1	1.26	10	0	0	0	5	14.1	10	3	2	0	3	0	20	0	0
2018	NEW YORK	NL	0-1	12.46	5	0	0	0	0	4.1	8	6	6	2	5	0	3	0	0
	Las Vegas	PCL	3-1	5.22	31	0	0	0	3	39.2	54	30	23	3	18	2	54	0	2
	Binghamton	EL	1-0	4.82	6	0	0	0	0	9.1	12	5	5	0	0	1	15	0	1
<b>Minor Lg Totals</b>			<b>13-12</b>	<b>3.12</b>	<b>122</b>	<b>23</b>	<b>0</b>	<b>0</b>	<b>18</b>	<b>257.0</b>	<b>228</b>	<b>116</b>	<b>89</b>	<b>10</b>	<b>110</b>	<b>12</b>	<b>251</b>	<b>38</b>	<b>2</b>
<b>Major Lg Totals</b>			<b>0-1</b>	<b>12.46</b>	<b>5</b>	<b>0</b>	<b>0</b>	<b>0</b>	<b>0</b>	<b>4.1</b>	<b>8</b>	<b>6</b>	<b>6</b>	<b>2</b>	<b>5</b>	<b>0</b>	<b>3</b>	<b>1</b>	<b>0</b>

FRONT OFFICE

CHENEY STADIUM

COACHES/STAFF

2019 RAINIERS

2018 SEASON REVIEW

OPPONENTS

HISTORY & RECORDS

MEDIA & MISC.



# BRADEN BISHOP

# OF

**BORN:** 08/22/1993 IN WOODLAND, CA  
**RESIDES:** SAN CARLOS, CA

**ACQUIRED:** SELECTED BY SEATTLE IN THE THIRD ROUND OF THE 2015 DRAFT.

**HEIGHT:** 6' 1"    **WEIGHT:** 190    **BATS:** RIGHT    **THROWS:** RIGHT    **AGE:** 25

## BISHOP'S CAREER SUMMARY

### Single-Game

Career High...	R	H	2B	3B	HR	RBI	SB
	4 (2x)	5	3	1 (6x)	2	4 (2x)	2 (5x)
	5/29/18	5/17/18	8/15/17	8/23/17	6/2/18	7/31/17	5/6/18

### 2018:

- Hit .284 (98x345) with 70 runs, 20 doubles, 8 home runs, 33 RBI, 37 walks and 5 stolen bases in 84 games with Double-A Arkansas.
- Had season-ending surgery after being hit by a pitch on his right forearm on July 19.
- At the time of his injury on July 19, ranked 2nd in the Texas League in runs (70), T9th in hits (98), T10th in doubles (20) and T11th in walks (37).
- Started in center field for the North Division in the Texas League All-Star Game.
- Texas League Player of the Month (June)...TL Player of the Week (May 28-June 3).
- Went 14-for-91 (.154) in his first 23 games, spanning April 5-May 4, but reached base safely in 52 of his final 61 games, including 44 games with at least 1 hit... over this stretch, from May 5-July 19, hit .331 (84x254) with 56 runs, 16 doubles, 6 home runs, 24 RBI, 5 HBP, 24 walks and 4 steals, raising his season average from .154 to .284.

### 2017:

- Split the year between Advanced-A Modesto (88 G) and Double-A Arkansas (31 G)...combined to hit .306 (147x480) with 89 R, 34 2B, 4 3B, 3 HR, 43 RBI, and 22 SB...set career-high marks in games, hits, runs, doubles, and stolen bases.
- Opened the season with Modesto, playing in 88 games for the Nuts and hitting .296 (105x355) with 71 R, 25 2B, 3 3B, 2 HR, 32 RBI, and 16 SB.
- Finished the year ranked fourth in the California League with a .385 on-base percentage.
- Named to the California League Mid-Season All-Star team...started in left field for the North in the All-Star Game...named Top Star (MVP) for his performance (4x4, 3 R, 2B, 3B, 2 SB).
- Logged a season-long 16-game hitting streak from April 7-24...hit .403 (27x67) with 24 R, 6 2B, 1 HR, and 9 RBI over that stretch...tied for sixth longest hitting streak in Cal League.
- Transferred to Arkansas on July 22 and played final 31 games with the Travelers...hit .336 (42x125) with 18 R, 9 2B, 1 3B, 1 HR, 11 RBI, and 6 SB.
- Named to MiLB.com Organizational All-Star team following the season.
- Over the course of the entire season, posted 10 separate hitting streaks of 5+ games.
- Played 20 games for Peoria in the Arizona Fall League, hitting .232 (13x56) with 12 R, 2 2B, 1 3B, and 6 RBI... selected to AFL Rising Stars team.

### 2016:

- Registered time with Single-A Clinton (63 G) and Advanced-A Bakersfield (41 G)...combined to hit .273 (113x414) with 57 R, 11 2B, 1 3B, 3 HR, 43 RBI, and 8 SB.
- Opened the year with Clinton and hit .290 (72x248) with 38 R, 5 2B, 1 3B, 1 HR, 21 RBI, and 6 SB across 63 games with the LumberKings.
- Promoted to Bakersfield on June 29 and finished the season with 41 games for the Blaze, hitting .247 (41x166) with 19 R, 6 2B, 2 HR, 22 RBI, and 2 SB.
- Opened Bakersfield campaign with a season-long nine-game hitting streak from June 30 - July 8...hit .302 (13x43) with 5 R, 3 2B, and 10 RBI over that stretch.
- On the Bakersfield 7-day disabled list from August 13-23.
- Logged 31 multi-hit games between Clinton (21) and Bakersfield (10).

### 2015:

- Kicked off professional career with 56 games for short-season Everett...hit .320 (70x219) with 34 R, 8 2B, 1 3B, 2 HR, 22 RBI and 13 SB.
- Made pro debut on June 18 against Eugene (1x2, 2 R, BB).
- Hit first professional home run on August 18 against Spokane (2x5, 2 R, HR, 2 RBI).
- Finished the year with the second best batting average (.320) in the Northwest League.
- Selected as the Northwest League Player of the Week for August 17-24...hit .385 (10x26) with 4 R, 2 2B, 2 HR, and 9 RBI during six games that week.
- Reached base safely via hit or walk in 42-of-56 (75%) of games with Everett...reached base in 15 of final 18 games of the year.

## BISHOP (CONTINUED)

### 2015 (continued)

- Named to the Northwest League Post-Season All-Star team.
- Honored as an MiLB.com Organizational All-Star following the season.

### Personal:

- Attended the University of Washington from 2013-15...played three seasons for the Huskies and in 149 games hit .292 (153x524) with 99 R, 26 2B, 3 3B, 4 HR, 65 RBI, and 42 SB...named to 2015 All-Pac-12 and was a member of the All-Pac-12 Defensive Team...honorable mention All-Academic.
- Graduated from St. Francis High School in Mountain View, CA in 2012...named the West Coast Athletic League MVP as a senior...earned First-Team All-WCAL, First-Team All-CIF Central Coast Section, Second-Team All-State, and Second-Team Perfect Game All-America.
- Established @4MOM\_ALZ to help raise awareness for early onset Alzheimer's Disease after mother, Suzy, was diagnosed in fall 2014.
- Honored by the Mariners as the recipient of the Dan Wilson Community Service Award in 2018 for his effort in the Little Rock community...participated in numerous community events, speaking appearances and autograph sessions.

## BISHOP'S CAREER PLAYING RECORD

Year	Team	LG	AVG	G	AB	R	H	2B	3B	HR	RBI	BB	SO	SB	CS	OBP	SLG	SF	SAC	HP	
2015	Everett	NWL	.320	56	219	34	70	8	1	2	22	5	33	13	3	.367	.393	1	11	12	
2016	Clinton	MID	.290	63	248	38	72	5	1	1	21	25	48	6	1	.363	.331	1	6	4	
	Bakersfield	CAL	.247	41	166	19	41	6	0	2	22	11	39	2	0	.300	.319	1	4	2	
2017	Modesto	CAL	.296	88	355	71	105	25	3	2	32	45	65	16	4	.385	.400	1	4	7	
	Arkansas	TEX	.336	31	125	18	42	9	1	1	11	15	15	6	1	.417	.448	1	1	3	
2018	Arkansas	TL	.284	84	345	70	98	20	0	8	33	37	68	5	2	.361	.412	3	3	6	
<b>Minor Lg Totals</b>				.294	363	1458	250	428	73	6	16	141	138	268	48	11	.366	.385	8	29	34

FRONT  
OFFICE

CHENEY  
STADIUM

COACHES/STAFF

2019  
RAINERS

2018 SEASON  
REVIEW

OPPONENTS

HISTORY &  
RECORDS

MEDIA &  
MISC.

## CHASEN BRADFORD

**RHP****BORN:** 08/05/1989 IN LAS VEGAS, NV  
**RESIDES:** HENDERSON, NV**ACQUIRED:** CLAIMED OFF WAIVERS FROM NEW YORK-NL ON JAN. 19, 2018.**DRAFTED:** SELECTED BY NEW YORK-NL IN THE 35TH ROUND OF THE 2011 DRAFT.

<b>HEIGHT:</b>	<b>WEIGHT:</b>	<b>BATS:</b>	<b>THROWS:</b>	<b>AGE:</b>
6' 1"	230	RIGHT	RIGHT	29

**BRADFORD'S CAREER SUMMARY**

Single-Game Career High...	IP	H	R	ER	HR	K	BB
	3.0 (2x)	6 (4x)	7	4 (6x)	1 (29x)	7	3 (4x)
	5/6/12	8/29/17	8/29/17	9/13/17	9/13/17	7/16/11	9/13/17

**2018:**

- Went 5-0 with 2 holds and a 3.69 ERA (22 ER, 53.2 IP) with 38 strikeouts and 14 walks in 46 games over 4 stints with Seattle.
- Issued 14 walks in 53.2 innings (2.35 BB/9.0 IP) in 46 relief appearances...ranked 23rd in BB/9.0 IP among AL relievers.
- His 53.2 innings were 3rd-most among Mariners relievers.
- In 18 games on the road, was 2-0 with 1 hold and a 1.61 ERA (4 ER, 22.1 IP).
- Was 4-0, 1.75 (5 ER, 25.2 IP) with 2 holds in 22 games, April 9-June 11.
- Over his last 24 outings (6/12-9/26), was 1-0 with a 5.46 ERA (17 ER, 28.0 IP).
- 12 of the 22 earned runs he allowed came via 9 home runs, all at T-Mobile Park.
- Twice worked a career-high 3.0 innings (4/9 at KC and 8/19 vs. LAD).
- In 7 games with Tacoma, had 1 save...tossed 6.2 scoreless innings.

**2017:**

- Split time with Triple-A Las Vegas (33 G) and New York-NL (28 G)...combined to go 3-1 with 11 saves and a 3.89 ERA (30ERx69.1IP)...set a career-high mark in games.
- Began the year with Las Vegas and over two stints with the club went 1-1 with 11 saves and a 4.04 ERA (16ERx35.2IP) over 33 relief outings.
- Finished the year leading Las Vegas with 11 saves...seven more saves than next closest teammate.
- Contributed to a pair of combined shutouts...April 10 at El Paso (1.0,1,0,0,0,1) earned a save...July 29 against Colorado Springs (1.0,0,0,0,0,1) earned a save.
- Held opponents without an earned run in 22-of-33 outings with Las Vegas.
- Converted 11-of-15 save opportunities.
- First selected by New York-NL on June 22 and made Major League debut in relief three days later on June 25 at San Francisco (1.0,1,0,0,1,2).
- Over two stints with the Mets, went 2-0 with a 3.74 ERA (14ERx33.2IP).
- Earned first career Major League win in relief on August 2 at Colorado (2.0,0,0,0,0,2).
- Across time with Las Vegas and New York-NL, combined to allow opposing batters to hit .276 (77x279)...right-handers hit .241 (35x145), while lefties hit .313 (42x134).

**2016:**

- Logged a full season with Triple-A Las Vegas (56 G)...went 5-3 with five saves and a 4.80 ERA (35ERx65.2IP).
- Finished the season tied for first in the Pacific Coast League with 56 appearances...led the circuit's qualified relief pitchers (min. 0.4 IP/league games) in lowest BB/9 IP ratio (1.64).
- Converted 5-of-6 save opportunities on the season...posted a 0.00 ERA (0ERx6.0IP) and allowed just three hits in save situations.
- Held opponents without an earned run in 37-of-56 outings.
- Went 1-1 with four saves and a 3.48 ERA (13ERx33.2IP) in 28 games at home...posted a 4-2 record with one save and a 6.19 ERA (22ERx32.0IP) in 28 road contests.
- Allowed opposing batters to hit a combined .311 (84x270) on the year...right-handed batters hit .289 (43x149), while lefties hit .339 (41x121).

**2015:**

- Registered 53 relief outings over a complete season with Triple-A Las Vegas...went 5-4 with seven saves and a 4.10 ERA (29ERx63.2IP).
- Closed out the year ranked third among Pacific Coast League qualified relievers (min. 0.4 IP/league games) with a 1.55 BB/9 IP ratio.
- Converted 7-of-11 save opportunities...posted a 4.15 ERA (6ERx13.0IP) when placed in a save situation.
- Issued a .322 (86x267) batting average to opposing players...right-handers hit .291 (48x165), while lefties hit .373 (38x102).
- Held opposing offenses without an earned run in 36-of-53 outings.
- Tossed a season-long 2.1 innings on two separate occasions...August 4 against Tacoma (2.1,0,0,0,2,2)...

# BRADFORD (CONTINUED)

## 2015 (continued):

- September 5 against Tacoma (2.1,3,0,0,3).
- Logged two stints on the Las Vegas 7-day disabled list...August 12-19...August 24 – September 1.

## 2014:

- Saw time with Triple-A Las Vegas (34 G) and Double-A Binghamton (23 G)...combined to go 4-4 with 16 saves and a 2.97 ERA (24ERx72.2IP)...set a career-high mark in saves.
- Opened the year with Binghamton, going 1-2 with 11 saves and a 2.03 ERA (6ERx26.2IP) across 23 games.
- Converted 11-of-12 save opportunities with Binghamton...posted a 2.19 ERA (3ERx12.1IP) during save situations.
- Transferred to Las Vegas on June 9 and spent the remainder of the season (34 G) with the 51s...went 3-2 with five saves and a 3.52 ERA (18ERx46.0IP).
- Posted a 2-0 record with four saves and a 0.86 ERA (2ERx21.0IP) in 17 home games...went 1-2 with one save and a 5.76 ERA (16ERx25.0IP) on the road.
- Combined to hold all opposing batters across the whole season to a .274 (80x292) batting average...right-handers hit just .235 (38x162), while lefties hit .323 (42x130).

## 2013:

- Divided time between Advanced-A St. Lucie (30 G) and Double-A Binghamton (20 G)...combined to go 9-3 with four saves and a 2.61 ERA (20x69.0IP)...set a career-high mark in wins.
- Kicked off the year with St. Lucie and over two stints with the club went 6-2 with three saves and a 3.71 ERA (18ERx43.2IP).
- Saw time with Binghamton twice, combining to go 3-1 with one save and a 0.71 ERA (2ERx25.2IP).
- Held opponents scoreless in 18-of-20 outings with Binghamton...never allowed more than one earned run in an outing.
- Combined across time with St. Lucie and Binghamton to hold opposing hitters to a .242 (64x265) batting average...right-handers hit .198 (33x167), while lefties hit .316 (31x98).

## 2012:

- Logged a full season with Single-A Savannah (37 G)...went 4-5 with three saves and a 2.47 ERA (14ERx51.0IP).
- Earned first career professional win in relief on May 22 against Charleston (2.0,1,0,0,0,2).
- Opposing hitters combined to hit .224 (43x192)...right-handers hit .172 (20x116), while left-handers hit .303 (23x76).
- Converted 3-of-5 save opportunities.

## 2011:

- Began professional career with rookie-level Kingsport (21 G)...went 0-0 with one save and a 3.51 ERA (13ERx33.1IP).
- Made pro debut in relief on June 22 against Johnson City (2.0,1,1,0,1,2).
- Earned first career save on August 12 at Princeton (1.0,0,0,0,0,2).
- Led Kingsport pitchers in games played (21).

## Personal:

- Chasen David Bradford.
- Played collegiately at the University of Central Florida (1 year) and College of Southern Nevada (2 years).
- Graduated from Silverado High School in Las Vegas, NV...named First-Team All-State, First-Team All-Southern Nevada, and First-Team All-Sunrise Region as a junior after going 11-0 with a 0.65 ERA.

# BRADFORD'S CAREER PITCHING RECORD

Year	Team	LG	W-L	ERA	G	GS	CG	SHO	SV	IP	H	R	ER	HR	HB	BB	SO	WP	BK
2011	Kingsport	APP	0-0	3.51	21	0	0	0	1	33.1	35	14	13	2	3	7	37	5	0
2012	Savannah	SAL	4-5	2.47	37	0	0	0	3	51.0	43	21	14	3	0	14	41	3	0
2013	St. Lucie	FSL	6-2	3.71	30	0	0	0	3	43.2	45	18	18	3	0	9	43	1	0
	Binghamton	EAS	3-1	0.71	20	0	0	0	1	25.1	19	6	2	1	0	8	18	1	0
2014	Binghamton	EAS	1-2	2.03	23	0	0	0	11	26.2	26	8	6	0	0	6	25	2	0
	Las Vegas	PCL	3-2	3.52	34	0	0	0	5	46.0	54	21	18	6	0	4	41	4	0
2015	Las Vegas	PCL	5-4	4.10	53	0	0	0	7	63.2	86	35	29	3	4	14	46	2	0
2016	Las Vegas	PCL	5-3	4.80	56	0	0	0	5	65.2	84	39	35	5	1	13	54	3	0
2017	Las Vegas	PCL	1-1	4.04	33	0	0	0	11	35.2	47	20	16	3	0	7	28	4	0
	NEW YORK	NL	2-0	3.74	28	0	0	0	0	33.2	30	17	14	3	0	13	27	1	0
2018	Tacoma	PCL	0-0	0.00	7	0	0	0	1	6.2	5	0	0	0	0	0	4	0	0
	SEATTLE	AL	5-0	3.86	46	0	0	0	0	53.2	55	23	22	9	5	14	38	1	0
<b>Minor Lg Totals</b>			<b>28-20</b>	<b>3.42</b>	<b>314</b>	<b>0</b>	<b>0</b>	<b>0</b>	<b>48</b>	<b>397.2</b>	<b>444</b>	<b>182</b>	<b>151</b>	<b>26</b>	<b>8</b>	<b>82</b>	<b>337</b>	<b>25</b>	<b>0</b>
<b>Major Lg Totals</b>			<b>7-0</b>	<b>3.71</b>	<b>74</b>	<b>0</b>	<b>0</b>	<b>0</b>	<b>0</b>	<b>87.1</b>	<b>85</b>	<b>40</b>	<b>36</b>	<b>12</b>	<b>5</b>	<b>27</b>	<b>65</b>	<b>2</b>	<b>0</b>

FRONT OFFICE

CHENEY STADIUM

COACHES/STAFF

2019 RAINIERS

2018 SEASON REVIEW

OPPONENTS

HISTORY & RECORDS

MEDIA & MISC.





# ORLANDO CALIXTE

## UTL

**BORN:** 02/03/1992 IN SANTO DOMINGO, D.R.  
**RESIDES:** DISTRITO NACIONAL, D.R.

**ACQUIRED:** SIGNED AS A FREE AGENT ON NOV. 16, 2018

**DRAFTED:** SIGNED BY KANSAS CITY AS A NON-DRAFTED FREE AGENT ON AUG. 28, 2010

HEIGHT:	WEIGHT:	BATS:	THROWS:	AGE:
6'	183	RIGHT	RIGHT	27

### CALIXTE'S CAREER SUMMARY

Single-Game Career High...	R	H	2B	3B	HR	RBI	SB
	4	5	2 (12x)	2	2 (4x)	5	3
	5/11/17	5/11/17	7/5/16	6/6/17	7/16/17	6/19/16	7/17/13

#### 2018:

- Hit .270 (108x400) with 52 runs, 15 doubles, 3 triples, 11 home runs, 48 RBI and 14 stolen bases in 125 games with Triple-A Sacramento...appeared defensively at 6 positions: shortstop, third base, right field, left field, second base and center field.

#### 2017:

- Appeared in 29 games over five stints with the Giants, batting .143 (7x49) with 1 double and 6 RBI...in 97 games with Triple-A Sacramento, hit .243 (92x378).

#### 2016:

- Split the season between Double-A Northwest Arkansas (38 G) and Triple-A Omaha (88 G), combining to bat .274 in 126 games
- Non-tendered by the Royals following the season...signed a minor league deal with the Giants in November

#### 2015:

- Made his ML debut April 19 vs. Oakland, filling in for an injured Alcides Escobar...also pinch-hit on May 6 vs. Cleveland
- Spent most of the season with Triple-A Omaha, where he hit .229 (81x354)...his 22 steals were 12th-most in the PCL.

#### 2014:

- Tabbed the Royals 9th-best prospect entering the season by MLB.com...Texas League All-Star...spent the season with Double-A Northwest Arkansas for the second year in a row, batting .241 (90x374) in 96.

#### 2013:

- Named the 18th-best prospect in the Texas League by Baseball America heading into the year...Texas League All-Star...MiLB.com Organization All-Star
- In 123 games with Double-A Northwest Arkansas, hit .250 (121x484)

#### 2012:

- Entered the season as the 10th-best prospect in the Carolina League according to *Baseball America*
- Split the year between Single-A Kane County and High-A Wilmington...hit .281 (72x256) with 10 home runs in 62 games at Wilmington.

#### 2011:

- In 81 games with Single-A Kane County, hit .208 (60x289).

#### 2010:

- Made his pro debut with the DSL Royals, appearing in 20 games.

#### Personal:

- Pronunciation (Cah-LEEKs-tay)
- Originally signed with Kansas City as a non-drafted free agent on Aug. 28, 2010... ML debut with the Royals on April 19, 2015 vs. Oakland...signed with San Francisco prior to 2017 season...has appeared in parts of 2 seasons with the Royals (2015) and Giants (2017).

# CALIXTE'S CAREER PLAYING RECORD

Year Tm	Lg	AVG	G	AB	R	H	2B	3B	HR	RBI	BB	SO	SB	CS	OBP	SLG	SF	SAC	HB	
2010	Royals	DSL	.227	20	66	10	15	6	0	0	12	13	13	3	1	.350	.318	1	0	0
2011	Kane Co.	MID	.208	81	289	19	60	5	1	3	31	20	70	11	4	.256	.263	4	4	0
2012	Wilmington	CAR	.281	63	256	38	72	17	4	4	28	15	65	8	3	.326	.426	2	2	3
	Kane Co.	MID	.241	62	228	31	55	13	4	10	34	21	44	2	5	.303	.465	2	3	0
2013	NW ARK	TL	.250	123	484	59	121	25	4	8	36	42	131	14	11	.312	.368	3	4	3
2014	NW ARK	TL	.241	96	374	43	90	15	1	11	37	27	92	9	5	.288	.374	5	6	0
2015	KANSAS CITY	AL	.000	2	3	1	0	0	0	0	0	0	0	0	0	.000	.000	0	0	0
	Omaha	PCL	.229	107	354	38	81	11	2	8	27	27	84	22	3	.287	.339	0	11	2
2016	Omaha	PCL	.265	88	332	48	88	17	5	9	29	28	68	5	6	.320	.428	2	5	0
	NW ARK	TL	.295	38	139	26	41	9	0	2	14	9	31	14	3	.333	.403	2	2	0
2017	SAN FRAN	NL	.143	29	49	5	7	1	0	0	6	3	16	1	0	.185	.163	2	1	0
	Sacramento	PCL	.243	97	378	48	92	15	5	14	43	21	84	19	4	.283	.421	0	2	0
2018	Sacramento	PCL	.270	125	400	52	108	15	3	11	48	32	96	14	1	.323	.405	4	0	1
<b>Minor Lg Totals</b>			<b>.249</b>	<b>900</b>	<b>3300</b>	<b>412</b>	<b>823</b>	<b>148</b>	<b>29</b>	<b>80</b>	<b>339</b>	<b>255</b>	<b>778</b>	<b>121</b>	<b>46</b>	<b>.303</b>	<b>.385</b>	<b>25</b>	<b>39</b>	<b>9</b>
<b>Major Lg Totals</b>			<b>.135</b>	<b>31</b>	<b>52</b>	<b>6</b>	<b>7</b>	<b>1</b>	<b>0</b>	<b>0</b>	<b>6</b>	<b>3</b>	<b>16</b>	<b>1</b>		<b>.175</b>	<b>.154</b>	<b>2</b>	<b>1</b>	<b>0</b>

## TACOMA PLAYERS WHO HAVE LED THE PCL IN HOME RUNS

YR	PLAYER	HR
1968.....	Clarence Jones .....	24
1971.....	Adrian Garrett.....	43
1976.....	Bob Gorinski.....	28

FRONT OFFICE

CHENEY STADIUM

COACHES/STAFF

2019 RAINIERS

2018 SEASON REVIEW

OPPONENTS

HISTORY & RECORDS

MEDIA & MISC.



# J.P. CRAWFORD

## INF

**BORN:** 01/11/1995 IN LONG BEACH, CA

**ACQUIRED:** IN A TRADE WITH PHILADELPHIA WITH CARLOS SANTANA IN EXCHANGE FOR THREE PLAYERS ON DEC. 3, 2018

**DRAFTED:** SELECTED BY PHILADELPHIA IN THE FIRST ROUND (16TH) OF THE 2013 MLB DRAFT

<b>HEIGHT:</b>	<b>WEIGHT:</b>	<b>BATS:</b>	<b>THROWS:</b>	<b>AGE:</b>
6' 2"	199	LEFT	RIGHT	24

### CRAWFORD'S CAREER SUMMARY

Single-Game Career High...	R	H	2B	3B	HR	RBI	SB
	4	4 (5x)	2 (8x)	1 (22x)	2 (3x)	4 (6x)	2 (4x)
	4/7/14	7/22/17	8/18/17	8/27/18	7/4/17	7/26/17	5/29/15

#### 2018:

- Appeared in 49 games with the Phillies, batting .214 (25x117) with 17 runs, 6 doubles, 3 triples, 3 home runs and 12 RBI.
- Made his first Opening Day roster and start, getting the nod on March 29 at Atlanta...batted 6th and played shortstop.
- Made 36 Major League starts: 27 at shortstop and 9 at 3rd base.
- Belted his first career home run on April 11 vs. Cincinnati (off Luis Castillo)...collected a career-high 3 hits on Sept. 12 vs. Washington...had a career-high 3 RBI on Sept. 17 vs. New York-NL.
- In 15 games in the month of September, hit .292 (7x24) with 3 runs, 1 double, 2 triples, 1 home run and 4 RBI.
- In a span of 3 games, April 11-14, collected 4 extra-base hits (2 2B, 2 HR).
- Limited by two stints on the 10-day disabled list: April 29-June 6 (strained right elbow) and June 20-Aug. 10 (fractured left hand)...appeared on rehab assignments with High-A Clearwater, Triple-A Lehigh Valley and GCL Phillies East.
- Optioned to Triple-A Lehigh Valley on Aug. 13 before being recalled for remainder of the season on Sept. 4.

#### 2017:

- Broke into the Major Leagues, appearing in 23 games with the Phillies and batting .214 (15x70) with 8 runs, 4 doubles, 1 triple, 6 RBI and 16 walks
- Began the season with Triple-A Lehigh Valley, where he hit .243 (115x474) with 75 runs, 20 doubles, 6 triples, 15 home runs, 63 RBI, 79 walks and a .351 on-base percentage in 127 games
- Led the International League in walks, while ranking T3rd in triples and T4th in runs...hit an inside-the-park home run on July 26 vs. Gwinnett...belted a 2-run homer in Lehigh Valley's final game of the season, a 4-3 win over Scranton/W-B, to help the club clinch the division
- Had his contract selected by the Phillies on Sept. 5 and made his big league debut that night at New York-NL; recorded his first Major League hit (a single) in the 5th inning off Josh Smoker
- Made 21 Major League starts: 11 at 3rd base, 6 at shortstop and 4 at 2nd base...had 14 walks in his final 13 games
- Following the season, was named the top prospect in the Phillies minor league system by Baseball America for the 4th straight year.

#### 2016:

- Earned his first invite to Phillies Major League Spring Training
- Began the season with Double-A Reading, where he hit safely in 9 of his first 10 games...overall with Reading, hit .265 (36x136) with 23 runs, 8 doubles, 3 home runs, 13 RBI, 30 walks and a .398 on-base percentage in 36 games
- Promoted to Triple-A Lehigh Valley on June 2...did not commit an error through his first 29 Triple-A games...in the month of July, hit .300 (30x100) with 4 doubles, 3 home runs and 14 RBI over 26 games...hit .244 (82x336) with 40 runs, 11 doubles, 1 triple, 4 home runs, 30 RBI and 42 walks in 87 games with Lehigh Valley
- Following the season, was named the top prospect in the Phillies organization by *Baseball America* for the 3rd straight year and the No. 2 overall minor league prospect by MLB.com.

#### 2015:

- Appeared in his 2nd straight All-Star Futures Game for Team USA on July 12 at Great American Ball Park, where he went 1-for-3 with a run scored and an RBI
- Started the season with High-A Clearwater, where he hit .392 (31x79) with 15 runs, 1 double, 1 home run, 8 RBI, 14 walks and a .489 on-base percentage in 21 games
- Missed nearly a month while on the disabled list with a left oblique strain, April 9-May 4
- Promoted to Double-A Reading on May 30, where he was the youngest player in the Eastern League at the time...named to the EL All-Star Team...among EL leaders, ranked T2nd in triples (7) and 8th in walks (49)...in 86 games with Reading, hit .265 (93x351) with 53 runs, 21 doubles, 7 triples, 5 home runs, 34 RBI and 49 walks

## CRAWFORD (CONTINUED)

## 2015 (continued)

- In 8 postseason games, hit .379 (11x29) with 6 runs, 1 home run, 3 RBI and a .486 on-base
- After the season, was named the top prospect in the Phillies minor league system by *Baseball America* for the 2nd straight year.

## 2014:

- Earned the Paul Owens Award as the best player in the Phillies minor league system  
Led all Phillies minor leaguers in walks (65)...began the season with Single-A Lakewood, where he hit .295 (67x227) with 37 runs, 16 doubles, 3 home runs, 19 RBI, 37 walks and a .398 on-base percentage in 60 games  
Named to the South Atlantic League Midseason All-Star Team  
Promoted to High-A Clearwater on June 18  
Played for Team USA in the All-Star Futures Game on July 13 at Target Field and went 1-for-2 with a run scored and a stolen base  
In 63 games with Clearwater, hit .275 (65x236) with 32 runs, 7 doubles, 8 home runs, 29 RBI and 28 walks  
After the season, was named the top prospect in the Phillies minor league system by *Baseball America* once again, took part in Florida Instructional League.

## 2013:

- Named to the Gulf Coast League All-Star Team in his first professional season...led the GCL in batting and on-base percentage while ranking 5th in slugging...in 39 games with the GCL Phillies, hit .345 (49x142) with 24 runs, 8 doubles, 3 triples, 1 home run, 19 RBI, 25 walks, a .443 on-base percentage and a .465 slugging mark.
- Promoted to Single-A Lakewood on Aug. 18, where hit hit .208 (11x53) with 10 runs, 1 double, 2 RBI and 7 walks in 14 games
- Following the season, was named the No. 3 prospect in the Phillies organization by *Baseball America*, participated in Florida Instructional League.

## Personal:

- John P. (J.P.) Crawford
- Graduated from Lakewood (CA) High School in 2013
- Is the cousin of former Major League outfielder Carl Crawford

## CRAWFORD'S CAREER PLAYING RECORD

Year	Team	LG	AVG	G	AB	R	H	2B	3B	HR	RBI	BB	SO	SB	CS	OBP	SLG	SF	SAC	HP	
2013	Lakewood	SAL	.208	14	53	10	11	1	0	0	2	7	10	2	1	.300	.226	0	0	0	
	Phillies	GCL	.345	39	142	24	49	8	3	1	19	25	25	12	5	.443	.465	0	1	0	
2014	Clearwater	FSL	.275	63	236	32	65	7	0	8	29	28	37	10	7	.352	.407	4	1	2	
	Lakewood	SAL	.295	60	227	37	67	16	0	3	19	37	37	14	7	.398	.405	0	1	2	
2015	Reading	EAS	.265	86	351	53	93	21	7	5	34	49	45	7	2	.354	.407	3	1	1	
	Clearwater	FSL	.392	21	79	15	31	1	0	1	8	14	9	5	2	.489	.443	0	1	1	
2016	Lehigh Valley	IL	.244	87	336	40	82	11	1	4	30	42	59	7	4	.328	.318	2	4	1	
	Reading	EAS	.265	36	136	23	36	8	0	3	13	30	21	5	3	.398	.390	0	0	0	
2017	PHI	NL	.214	23	70	8	15	4	1	0	6	16	22	1	0	.356	.300	1	0	0	
	Lehigh Valley	IL	.243	127	474	75	115	20	6	15	63	79	97	5	4	.351	.405	1	1	1	
2018	PHI	NL	.214	49	117	17	25	6	3	12	13	37	2	0	.319	.393	0	2	5		
	Lehigh Valley	IL	.259	16	58	6	15	2	1	1	7	5	17	1	0	.358	.379	0	1	4	
	Clearwater	FSL	.143	12	42	8	6	1	0	1	4	7	14	0	0	.265	.238	0	0	0	
	Phillies East	GCL	.000	1	1	2	0	0	0	0	3	4	1	0	0	.800	.000	0	0	0	
Minor Lg Totals				.267	562	2135	325	570	96	18	42	231	327	372	68	35	.366	.388	10	11	12
Major Lg Totals				.214	72	187	25	40	10	4	3	18	29	59	3	0	.333	.358	1	2	5



# NABIL CRISMATT

## RHP

**BORN:** 12/25/1994 IN BARRANQUILLA, COL.  
**RESIDES:** BARRANQUILLA, COLUMBIA

**ACQUIRED:** SIGNED AS A FREE AGENT ON 11/27/2018

**DRAFTED:** SIGNED WITH NEW YORK (NL) AS A NON-DRAFTED FREE AGENT ON 8/3/2012

**HEIGHT:** 6'1"    **WEIGHT:** 192    **BATS:** RIGHT    **THROWS:** RIGHT    **AGE:** 24

### CRISMATT'S CAREER SUMMARY

Single-Game Career High...	IP	H	R	ER	HR	K	BB
	9	12 (2x)	8 (3x)	8	3 (2x)	13	4 (9x)
	6/13/17	8/25/18	7/29/18	7/29/18	8/3/18	6/13/17	8/14/18

#### 2018:

- Combined for 27 starts between Double-A Binghamton and Triple-A Las Vegas, going 11-10 with a 5.00 ERA (80 ER, 144.0 IP) with 140 strikeouts and 56 walks.

#### 2017:

- Led Florida State League with 142 strikeouts, while ranking 3rd in innings (145.2 IP) and 11th in ERA (3.95)
- In 26 games (25 GS) with High-A St. Lucie, was 6-13, 3.95 (64 ER, 145.2 IP)
- Made 1 start for Colombia in the WBC.

#### 2016:

- Made stops with Short-Season-A Brooklyn, Single-A Columbia and Double-A Binghamton...combined for a record of 1-4, 2.47 (18 ER, 65.2 IP) with 74 strikeouts and 7 walks

#### 2015:

- Among Appalachian League leaders, ranked 3rd in strikeouts, 5th in innings and 7th in ERA
- In 12 games (8 starts) with Rookie League Kingsport, was 6-1, 2.90 (20 ER, 62.0 IP)

#### 2014:

- In 19 games with the GCL Mets, was 1-1 with 2 saves and a 2.25 ERA (7 ER, 28.0 IP)

#### 2013:

- His 8 saves were tied for 12th-most in the DSL

#### 2012:

- Signed with the Mets as a non-drafted free agent on Aug. 3
- Made his pro debut with the DSL Mets, going 4-0 in 19 outings

#### Personal:

- Resides in Barranquilla, Colombia

### CRISMATT'S CAREER PLAYING RECORD

Year	Tm	Lg	W-L	ERA	G	GS	CG	SHO	SV	IP	H	R	ER	HR	BB	SO	WP	BK	
2012	Mets 1	DSL	3-0	3.00	13	0	0	0	0	18.0	14	6	6	0	3	5	17	2	0
	Mets 2	DSL	1-0	7.36	6	0	0	0	0	7.1	7	6	6	1	3	3	6	1	1
2013	Mets 2	DSL	4-2	1.33	24	0	0	0	0	84.0	23	8	6	0	5	13	46	2	0
2014	GCL Mets	GCL	1-1	2.25	19	0	0	0	2	28.0	15	8	7	1	0	10	33	0	1
2015	Kingsport	APP	6-1	2.90	12	8	0	0	0	62.0	52	23	20	6	5	12	63	3	1
2016	Binghamton	EAS	0-1	1.50	1	1	0	0	0	6.0	5	1	1	1	0	1	7	0	0
	Columbia	SAL	1-2	1.88	4	3	0	0	0	28.2	20	8	6	1	2	2	32	1	0
	Brooklyn	NYP	0-1	3.19	8	3	0	0	1	31.0	26	11	11	4	0	4	35	5	0
2017	St. Lucie	FSL	6-13	3.95	26	25	1	0	0	145.2	161	82	64	17	12	36	142	5	0
2018	Las Vegas	PCL	3-4	8.84	9	9	0	0	0	38.2	61	40	38	8	4	19	35	0	1
	Binghamton	EAS	8-6	3.59	18	18	1	0	0	105.1	95	49	42	8	7	37	105	6	1
<b>Minor Lg Totals</b>			<b>33-31</b>	<b>3.64</b>	<b>140</b>	<b>67</b>	<b>2</b>	<b>0</b>	<b>11</b>	<b>511.1</b>	<b>479</b>	<b>242</b>	<b>207</b>	<b>47</b>	<b>41</b>	<b>142</b>	<b>521</b>	<b>25</b>	<b>5</b>

FRONT OFFICE

CHENEY STADIUM

COACHES/STAFF

2019 RAINIERS

2018 SEASON REVIEW

OPPONENTS

HISTORY & RECORDS

MEDIA & MISC.



# JOEY CURLETTA

## INF

**BORN:** 03/08/94 PHOENIX, AZ  
**RESIDES:** PHOENIX, AZ

**ACQUIRED:** IN TRADE FROM PHILADELPHIA IN EXCHANGE FOR PAT VENDITTE (SHP)

**DRAFTED:** SELECTED BY LOS ANGELES-NL IN THE 6TH ROUND OF THE 2012 DRAFT

**HEIGHT:** 6' 4"    **WEIGHT:** 245    **BATS:** RIGHT    **THROWS:** RIGHT    **AGE:** 25

### CURLETTA'S CAREER SUMMARY

Single-Game Career High...	R	H	2B	3B	HR	RBI	SB
	3 (10x)	4 (3x)	3	1 (8x)	2 (6x)	7	2 (2x)
	6/15/17	7/14/18	4/5/14	6/3/17	7/19/18	7/17/13	6/1/17

#### 2018:

- Hit .282 (131x465) with 70 runs, 24 doubles, 23 home runs, 94 RBI and 81 walks in 129 games with Double-A Arkansas...led all Mariners farmhands in home runs and RBI.
- Named Ken Griffey Jr. Minor League Hitter of the Year by the Mariners.
- Texas League Player of the Year...named to both the league midseason and postseason All-Star teams.
- Set career highs in nearly every offensive category...led the Texas League in RBI and walks, while ranking 2nd in OPS (.865), T2nd in OBP (.383), T3rd in home runs, 5th in slugging (.482), T6th in extra-base hits (47) and 7th in games (129).
- Led Mariners farmhands and was T10th among all minor leaguers with 81 walks.
- Was the first Traveler to hit 20 or more homers since Randal Grichuk in 2013.
- From May 25-Aug. 7, reached base safely in 51 of 63 games, batting .338 (78x231) with 37 runs scored, 13 doubles, 15 home runs, 61 RBI and 38 walks.
- Recorded 36 multi-hit contests, including 10 3-hit games and a season-high 4 hits on July 14 vs. Springfield (4x5, 2B).

#### 2017:

- Appeared in 121 games with High-A Modesto
- Recorded 31 multi-hit games, including 8 season-high 3-hit games.

#### 2016:

- Split season between High-A Rancho Cucamonga and Double-A Tulsa, batting a combined .251 (92x367) with 47 runs, 17 doubles, 5 triples, 17 home runs, 67 RBI and 37 walks in 106 games
- Acquired by the Phillies from the Dodgers on Sept. 15 as the player to be named later in a deal that originally sent Carlos Ruiz (c) to the Dodgers on Aug. 25 in exchange for A.J. Ellis (c) and Tommy Bergjans (rhp)

#### 2015:

- Spent most of the year with High-A Rancho Cucamonga
- Appeared in 3 games with Double-A Tulsa.

#### 2014:

- Spent season with Single-A Great Lake, appearing in 133 games...recorded 36 multi-hit contests
- Recorded a season-high 11-game hit streak, July 18-29.

#### 2013:

- Appeared in 62 games with Short-A Ogden...recorded a season-high 11-game hitting streak, Aug. 27-Sept. 6 (.463/19x41, 5 R, 2 2B, HR, 12 RBI, 2 HBP, 3 BB).

#### 2012:

- Began professional career with the AZL Dodgers, appearing in 25 games.

#### Personal:

- Resides in Phoenix, AZ
- Graduated from Mountain Pointe (AZ) HS in 2012

FRONT OFFICE

CHENEY STADIUM

COACHES/STAFF

2019 RAINIERS

2018 SEASON REVIEW

OPPONENTS

HISTORY & RECORDS

MEDIA & MISC.

## CURLETTA'S CAREER PITCHING RECORD

Year Tm	Lg	AVG.	G	AB	R	H	2B	3B	HR	RBI	BB	SO	SB	CS	OBP	SLG	SF	SAC	HBP	
2012	Dodgers	AZL	.149	25	74	5	11	2	0	0	6	7	25	0	0	.235	.176	2	0	2
2013	Ogden	PIO	.326	62	230	41	75	16	0	5	42	27	42	2	4	402	.461	1	0	3
2014	Gr. Lakes	MID	.277	133	516	60	143	30	1	7	68	41	111	15	9	333	.380	4	3	4
2015	Tulsa	TL	.273	3	11	3	3	1	0	1	4	2	4	0	0	385	.636	0	0	0
	Rancho Cuc.	CAL	.233	119	403	44	94	33	1	10	53	37	130	1	2	302	.395	3	0	4
2016	Tulsa	TL	.206	29	97	7	20	4	0	4	13	10	37	0	0	280	.371	0	0	0
	Rancho Cuc.	CAL	.267	77	270	40	72	13	5	13	54	27	87	0	2	338	.496	2	0	3
2017	Modesto	CAL	.256	121	454	72	116	37	1	15	68	62	136	13	1	343	.441	9	0	3
2018	Arkansas	TL	.282	129	465	70	131	24	0	23	94	81	130	1	1	383	.482	9	0	1
<b>Minor Lg Totals</b>			<b>.264</b>	<b>698</b>	<b>2520</b>	<b>342</b>	<b>665</b>	<b>160</b>	<b>8</b>	<b>78</b>	<b>402</b>	<b>294</b>	<b>702</b>	<b>32</b>	<b>19</b>	<b>342</b>	<b>.427</b>	<b>30</b>	<b>3</b>	<b>20</b>

### TACOMA AFFILIATE RECORDS 1960-PRESENT

Year	Team	Affiliate	Record	Pct.
1960-65	Giants	San Francisco	486-436	.527
1966-71	Cubs	Chicago (NL)	410-466	.468
1972-77	Twins	Minnesota	422-441	.489
1978	Yankees	New York (AL)	80-57	.584
1979-80	Tugs/Tigers	Cleveland	148-147	.502
1981-94	Tigers	Oakland	975-1011	.491
1995-2017	Rainiers	Seattle	1741-1690	.507
<b>1960-2018 (59 Seasons)</b>			<b>4264-4246</b>	<b>.501</b>



# TYLER DANISH

## RHP

**BORN:** 09/12/1994 IN BRANDON, FL  
**RESIDES:** RIVERVIEW, FL

**ACQUIRED:** SIGNED AS A FREE AGENT ON DEC. 18, 2018

**DRAFTED:** SELECTED BY CHICAGO-AL IN THE 2ND ROUND (55TH OVERALL) OF THE 2013 DRAFT

<b>HEIGHT:</b>	<b>WEIGHT:</b>	<b>BATS:</b>	<b>THROWS:</b>	<b>AGE:</b>
6'	200	RIGHT	RIGHT	24

### DANISH'S CAREER SUMMARY

Single-Game Career High...	IP	H	R	ER	HR	K	BB
	9.0	12	10	9	2 (8x)	8 (2x)	7 (3x)
	4/28/16	6/25/17	7/28/17	7/28/17	9/4/17	8/3/14	7/23/16

#### 2018:

- Made 7 appearances with the White Sox, but spent most of the year with Triple-A Charlotte, going 2-3, 3.01 (24 ER, 71.1 IP) in 33 games (2 GS)
- Of his 31 relief outings, 20 were of at least 2.0 innings.

#### 2017:

- Spent the season with Triple-A Charlotte, save for 1 start with the White Sox
- Added to the White Sox active roster as the 26th man for a doubleheader on May 26...started Game 1 vs. Detroit and earned his first ML win after allowing 3 hits while striking out 6 in 5.0 scoreless frames...returned to Charlotte following the game
- Entered the season rated by *Baseball America* as having the best changeup in the White Sox system
- In 26 games (25 starts) with Charlotte, was 4-14, 5.47 ERA (84 ER, 138.1 IP)...led the club in innings and tied for team lead in starts.

#### 2016:

- Broke into the big leagues, making his debut on June 11 vs. Kansas City...made 3 relief appearances with the White Sox
- Entered the season tabbed by *Baseball America* as the No. 6 prospect and as having the best changeup in the White Sox organization...also ranked by *MLB.com* as Chicago's 5th-best prospect
- Opened the year at Double-A Birmingham, going 3-7, 4.42 (37 ER, 75.1 IP) in 12 starts
- Optioned to Triple-A Charlotte for the remainder of the season following his last ML appearance of the year and was 1-3, 5.83 ERA (19 ER, 29.1 IP) in 7 games (5 GS)
- Made his final start on July 29 before season-ending surgery on his right knee on Aug. 18

#### 2015:

- Spent the year with Double-A Birmingham...entered the year ranked by *Baseball America* as the White Sox No. 7 prospect

#### 2014:

- Went 8-3, 2.08 (30 ER, 129.2 IP) in 25 starts with Single-A Kannapolis and High-A Winston-Salem
- Led White Sox minor leaguers in ERA
- Promoted to Winston-Salem on May 15
- Sideline with shoulder inflammation, June 23-July 2

#### 2013:

- Made his pro debut with Rookie League Bristol, posting a 1.38 ERA (4 ER, 26.0 IP) in 13 games (1 GS)
- Promoted to Single-A Kannapolis, where he fanned 6 in 4.0 scoreless frames
- Cited by *Baseball America* as "Closest to the Majors" and having the "Best Secondary Pitch" in the White Sox draft class

#### Personal:

- Resides in Riverview, FL
- Graduated from Durant (FL) HS in 2013, when he was Louisville Slugger National HS Player of the Year, Florida's "Mr. Baseball" and Class 8A Player of the Year after going 15-1, 0.00 ERA (0 ER, 94.0 IP) in 17 games



# DANISH'S CAREER PITCHING RECORD

Year	Team	LG	W-L	ERA	G	GS	CG	SHO	SV	IP	H	R	ER	HR	HB	BB	SO	WP	BK
2013	Kannapolis	SAL	0-0	0.00	2	0	0	0	0	4.0	2	0	0	0	0	0	6	0	0
	Bristol	APP	1-0	1.38	13	1	0	0	0	26.0	15	6	4	1	0	5	22	0	0
2014	Winston-Sal.	CAR	5-3	2.65	18	18	0	0	0	91.2	87	35	27	7	4	23	78	2	1
	Kannapolis	SAL	3-0	0.71	7	7	0	0	0	38.0	28	8	3	0	0	10	25	1	0
2015	Birmingham	SL	8-12	4.50	26	26	2	0	0	142.0	175	82	71	13	5	60	90	3	0
2016	CHICAGO	AL	0-0	10.80	3	0	0	0	0	1.2	6	2	2	0	0	3	0	0	0
	Charlotte	IL	1-3	5.83	7	5	0	0	0	29.1	39	21	19	0	1	10	21	2	0
2017	Birmingham	SL	3-7	4.42	12	12	1	1	0	75.1	71	38	37	3	0	16	47	2	0
	CHICAGO	AL	1-0	0.00	1	1	0	0	0	5.0	3	0	0	0	0	6	6	0	0
	Charlotte	IL	4-14	5.47	26	25	1	0	0	138.1	175	107	84	18	5	47	71	7	0
2018	CHICAGO	AL	1-0	7.11	7	0	0	0	0	6.1	8	5	5	2	1	4	5	0	0
	Charlotte	IL	2-3	3.01	33	2	0	0	0	71.2	63	27	24	6	1	28	53	4	1
<b>Minor Lg Totals</b>			<b>27-42</b>	<b>3.93</b>	<b>144</b>	<b>96</b>	<b>4</b>	<b>1</b>	<b>0</b>	<b>616.1</b>	<b>655</b>	<b>324</b>	<b>269</b>	<b>48</b>	<b>16</b>	<b>199</b>	<b>413</b>	<b>21</b>	<b>2</b>
<b>Major Lg Totals</b>			<b>2-0</b>	<b>4.85</b>	<b>11</b>	<b>1</b>	<b>0</b>	<b>0</b>	<b>0</b>	<b>13.0</b>	<b>17</b>	<b>7</b>	<b>7</b>	<b>2</b>	<b>1</b>	<b>13</b>	<b>11</b>	<b>0</b>	<b>0</b>

FRONT  
OFFICE

CHENEY  
STADIUM

COACHES/STAFF

2019  
RAINERS

2018 SEASON  
REVIEW

OPPONENTS

HISTORY &  
RECORDS

MEDIA &  
MISC.



# JOE DECARLO

# C

**BORN:** 09/13/1993 IN NEWARK, DE  
**RESIDES:** GLEN MILLS, PA

**ACQUIRED:** SELECTED BY SEATTLE IN THE 2ND ROUND OF THE 2012 DRAFT

**HEIGHT:** 6'      **WEIGHT:** 205      **BATS:** RIGHT      **THROWS:** RIGHT      **AGE:** 25

## DECARLO'S CAREER SUMMARY

Single-Game	R	H	2B	3B	HR	RBI	SB
<b>Career High...</b>	3 (4x)	4	2 (4x)	1 (8x)	2 (4x)	5	1 (4x)
	8/25/16	9/5/16	7/6/18	5/23/17	4/29/18	7/1/16	7/27/17

### 2018:

- Limited to only 58 games with Double-A Arkansas due to injury...hit .246 (51x207) with 39 runs, 16 doubles, 8 home runs, 30 RBI, 7 HBP and 22 walks in 58 games...appeared in games at catcher, third base and designated hitter
- Was on the disabled list July 20-end of season with a right wrist contusion
- Recorded his 4th career multi-home game on April 29 at Springfield
- Had a season-high 7-game hitting streak, May 23-June 1 (.419/13x31)
- Played with Peoria in the Arizona Fall League.

### 2017:

- Hit .240 (78x325) with 45 runs, 14 doubles, 2 triples, 13 home runs, 46 RBI, 42 walks and 1 stolen base in 96 games with High-A Modesto
- Transitioned from an infielder to catcher throughout the season...appeared defensively at 1st base and 3rd base
- Among Cal League leaders, ranked 15th in on-base percentage (.346), T17th in home runs (13), T18th in OPS (.762) and T19th in walks (42)
- Hit .333 (9x27) in 6 postseason games with Modesto.

### 2016:

- Spent season with High-A Bakersfield among Cal League leaders, ranked T5th in walks (59), T8th in on-base percentage (.389) and 10th in OPS (.833)
- Hit safely in a season-high 14 games, May 30-June 14 (.380/19x50)
- Hit .322 (29x90) with 16 runs, 6 doubles, 5 home runs, 15 RBI, 20 walks and 1 steal in 26 games in August

### 2015:

- Appeared in team-high 115 games with Clinton...finished T1st in Midwest League with 78 hits while also ranking 3rd in the league with 18 HBP
- Reached base safely via hit, walk or HBP in 94 of 115 games

### 2014:

- Spent season with Single-A Clinton...on DL with a fractured 5th digit on left hand, June 13-Aug. 5
- Appeared in 4 games on rehab assignment with the AZL Mariners and Short-A Everett
- Season-high 15 game hit streak, Aug. 10-26 (.357/20x56)

### 2013:

- Limited to 27 games with Pulaski due to injury...placed on DL on July 31 with sprained left wrist
- Participated in Mariners Instructional League

### 2012:

- With AZL Mariners, 19 of 43 hits went for extra bases (12 2B, 3 3B, 4 HR)
- Participated in the Mariners Instructional League

### Personal:

- Resides in Glen Mills, PA
- Graduated from Garnet Valley (PA) HS in 2012.

# DECARLO'S CAREER PLAYING RECORD

Year	Team	LG	AVG	G	AB	R	H	2B	3B	HR	RBI	BB	SO	SB	CS	OBP	SLG	SF	SAC	HP	
2012	AZL Mariners	AZL	.236	53	182	29	43	12	3	4	31	31	47	0	2	.368	.401	2	0	8	
2013	Pulaski	APP	.250	27	96	18	24	4	0	4	15	17	42	0	1	.368	.417	0	0	1	
2014	Clinton	MID	.246	80	268	29	66	19	1	5	42	36	84	0	1	.351	.381	3	1	9	
	Everett	NOR	.222	3	9	2	2	1	0	0	1	1	5	0	0	.364	.333	0	0	1	
	AZL Mariners	AZL	.500	1	2	1	1	0	0	0	0	0	0	0	0	.500	.500	0	0	0	
2015	Clinton	MID	.203	115	384	47	78	16	2	10	37	70	123	2	1	.348	.333	5	0	18	
2016	Bakersfield	CAL	.265	105	377	58	100	21	4	14	54	59	110	1	0	.379	.454	1	0	11	
2017	Modesto	CAL	.240	96	325	45	78	14	2	13	46	42	99	1	2	.346	.415	2	0	12	
2018	Arkansas	TL	.246	58	207	39	51	16	0	8	30	22	53	0	0	.339	.440	0	0	7	
<b>Minor Lg Totals</b>				<b>.239</b>	<b>538</b>	<b>1850</b>	<b>268</b>	<b>443</b>	<b>103</b>	<b>12</b>	<b>58</b>	<b>256</b>	<b>278</b>	<b>563</b>	<b>4</b>	<b>7</b>	<b>.357</b>	<b>.402</b>	<b>13</b>	<b>1</b>	<b>67</b>

FRONT  
OFFICE

CHENEY  
STADIUM

COACHES/STAFF

2019  
RAINERS

2018 SEASON  
REVIEW

OPPONENTS

HISTORY &  
RECORDS

MEDIA &  
MISC.



# JUSTIN DUNN

## RHP

**BORN:** 09/22/1995 IN FREEPORT, NY

**ACQUIRED:** IN A 7-PLAYER TRADE WITH NEW YORK-NL ON DEC. 3, 2018

**DRAFTED:** SELECTED BY NEW YORK-NL IN THE FIRST ROUND (19TH) OF THE 2016 DRAFT

**HEIGHT:** 6' 2"    **WEIGHT:** 185    **BATS:** RIGHT    **THROWS:** RIGHT    **AGE:** 23

### DUNN'S CAREER SUMMARY

Single-Game Career High...	IP	H	R	ER	HR	K	BB
	7.2	10	8 (2x)	8	2 (2x)	10 (2x)	5 (4x)
	7/3/18	7/28/18	8/24/18	8/24/18	9/3/18	6/24/18	8/3/17

#### 2018:

- Named the Mets Sterling Organizational Pitcher of the Year.
- After the season, ranked as the club's 4th-best (MLB.com) and 5th-best prospect (*Baseball America*).
- Split the season with High-A St. Lucie and Double-A Binghamton, going 8-8, 3.59 (54 ER, 135.1 IP) with 156 strikeouts and 52 walks in 24 starts.
- Promoted to Binghamton on June 10.

#### 2017:

- In 20 games (16 starts) with High-A St. Lucie, struck out 75 in 95.1 innings.

#### 2016:

- Made pro debut with Short-Season-A Brooklyn, where he posted a 1.50 ERA (5 ER, 30.0 IP)

#### Personal:

- Graduated from The Gunnery (CT)
- Selected by Los Angeles-NL in the 37th round of the 2013 Draft but did not sign
- Played 3 seasons at Boston College, where he was third-team All-America (*Baseball America*) following his junior season
- Selected by the Mets with the 19th overall pick in the 2016 Draft.

### DUNN'S CAREER PITCHING RECORD

Year	Team	LG	W-L	ERA	G	GS	CG	SHO	SV	IP	H	R	ER	HR	HB	BB	SO	WP	BK
2016	Brooklyn	NYP	1-1	1.50	11	8	0	0	0	30.0	25	11	5	1	5	10	35	2	0
2017	St. Lucie	FSL	5-6	5.00	20	16	0	0	0	95.1	101	66	53	5	7	48	75	13	0
2018	Binghamton	EAS	6-5	4.22	15	15	0	0	0	89.2	85	49	42	7	4	37	105	6	0
2018	St. Lucie	FSL	2-3	2.36	9	9	0	0	0	45.2	43	17	12	2	3	15	51	2	0
<b>Minor Lg Totals</b>			<b>14-15</b>	<b>3.87</b>	<b>55</b>	<b>48</b>	<b>0</b>	<b>0</b>	<b>0</b>	<b>260.2</b>	<b>254</b>	<b>143</b>	<b>112</b>	<b>15</b>	<b>19</b>	<b>110</b>	<b>266</b>	<b>23</b>	<b>0</b>

FRONT OFFICE

CHENEY STADIUM

COACHES/STAFF

2019 RAINIERS

2018 SEASON REVIEW

OPPONENTS

HISTORY & RECORDS

MEDIA & MISC.



# MATT FESTA

## RHP

**BORN:** 03/11/1993 IN BROOKLYN, NY  
**RESIDES:** STATEN ISLAND, NY

**ACQUIRED:** SELECTED BY SEATTLE IN THE 7TH ROUND OF THE 2016 DRAFT

**HEIGHT:** 6' 1"    **WEIGHT:** 205    **BATS:** RIGHT    **THROWS:** RIGHT    **AGE:** 26

### FESTA'S CAREER SUMMARY

Single-Game Career High...	IP	H	R	ER	HR	K	BB
	6.0 (2x)	7	5 (2x)	5	1 (16x)	9	2 (9x)
	8/20/16	7/11/16	5/6/17	4/17/17	9/2/18	9/1/16	8/23/18

#### 2018:

- In 8 games (1 start) with the Mariners, compiled a 2.16 ERA (2 ER, 8.1 IP) with 4 strikeouts and 2 walks.
- Held opponents scoreless in 6 of 8 Major League appearances.
- Made first career start Sept. 19 at Houston (1.0 Sho IP).
- Made his Major League debut July 14 at Colorado (0.2,2.0,0,0,0).
- Named the Jamie Moyer Minor League Pitcher of the Year by the Mariners after going 5-2 with 20 saves and a 2.76 ERA (15 ER, 49.0 IP) in 44 games with Double-A Arkansas...struck out 67, walked 12 and limited opponents to a .263 (50x190) average.
- Named to the Texas League Postseason All-Star team.
- Led all Texas League relievers in saves (20) and save opportunities (22), while ranking T1st with 44 relief appearances.
- Struck out at least 1 batter in 34 of 44 games with the Travelers, including a season-high 3 strikeouts 7 times...averaged 12.31 strikeouts-per-9.0-innings (67 SO, 49.0 IP).
- Converted a league-best 20 saves in 22 save opportunities, including converting his first 18 save opportunities to start the season (4/17-8/16)...overall, was 1-0 with 20 saves and a 2.13 ERA (6 ER, 25.1 IP) in 22 save opportunities...was the first Traveler to save 20 games in a season since Joel Peralta in 2003 and the first to lead the league in saves since Steve Montgomery (36) in 1995.
- From June 10-Sept. 2, went 3-0 with 14 saves and a 1.88 ERA (6 ER, 28.2 IP) in final 26 games of the Double-A season...struck out 40, walked 7 and limited opponents to a .210 (22x105) average...during this stretch, lowered his ERA from 3.98 to 2.76.

#### 2017:

- Went 4-2 with 3.23 ERA (25 ER, 69.2 IP) in 42 games (1 start) with High-A Modesto
- North Division California League All-Star
- Among Cal League pitchers, ranked T13th in saves (6), T15th in strikeouts (99) and T16th in holds (5)...led Cal League relievers with 13.10 strikeouts per 9.0 innings...had 12.8 strikeouts per 9.0 innings
- Tossed a season-high 17.1 scoreless innings, May 23-June 16
- Played with Peoria in Arizona Fall League.

#### 2016:

- With Short-A Everett was among Northwest League leaders in wins (T2nd/6) and strikeouts (T5th/58)...went 4-1 with 2.55 ERA (10 ER, 35.1 IP) in 8 games as starter and 2-1 with 5.40 ERA (15 ER, 25.0 IP) in 6 games as reliever.

#### Personal:

- Graduated from St. Joseph By the Sea (NY) HS in 2011
- Attended Dominican (NY) College in 2012 before transferring to East Stroudsburg in 2013
- Highest drafted pick in East Stroudsburg history

### FESTA'S CAREER PITCHING RECORD

Year Team	LG	W-L	ERA	G	GS	CG	SHO	SV	IP	H	R	ER	HR	HB	BB	SO	WP	BK
2016 Everett	NOR	6-2	3.73	14	8	0	0	0	60.1	60	29	25	3	2	14	58	2	2
2017 Modesto	CAL	4-2	3.23	42	1	0	0	6	69.2	61	30	25	7	1	19	99	4	0
2018 SEATTLE	AL	0-0	2.16	8	1	0	0	0	8.1	13	2	2	0	1	2	4	2	0
Arkansas	TEX	5-2	2.76	44	0	0	0	20	49.0	50	18	15	6	2	12	67	1	0
<b>Minor Lg Totals</b>		<b>15-6</b>	<b>3.27</b>	<b>100</b>	<b>9</b>	<b>0</b>	<b>0</b>	<b>26</b>	<b>179.0</b>	<b>171</b>	<b>77</b>	<b>65</b>	<b>16</b>	<b>5</b>	<b>45</b>	<b>224</b>	<b>7</b>	<b>2</b>



# ERIC FILIA

## OF

**BORN:** 07/06/1992 IN CARLSBAD, CA  
**RESIDES:** HUNTINGTON BEACH, CA

**ACQUIRED:** SELECTED BY SEATTLE IN THE 20TH ROUND OF THE 2016 DRAFT.

**HEIGHT:** 6' 0"    **WEIGHT:** 189    **BATS:** LEFT    **THROWS:** RIGHT    **AGE:** 26

### FILIA'S CAREER SUMMARY

Single-Game Career High...	R	H	2B	3B	HR	RBI	SB
	4	5 (2x)	2 (9x)	1 (7x)	1 (11x)	5	2
	8/27/16	6/1/18	7/25/18	8/15/18	7/6/18	6/1/18	7/13/16

#### 2018:

- In 79 games with Double-A Arkansas, hit .274 (81x296) with 44 runs, 14 doubles, 1 triple, 2 home runs, 38 RBI and 44 walks
- Hit .414 (24x58) over a 14-game hit streak, May 30-June 16...reached base safely in 21 straight games, May 30-June 29...hit .355 (27x76) with 35 RBI with RISP and .406 (13x32) with 17 RBI with RISP and 2 outs.

#### 2017:

- Logged time in 128 games with Advanced-A Modesto...hit .326 (160x491) with 63 R, 28 2B, 5 3B, 5 HR, 59 RBI, and 9 SB...set career-high marks in games played, runs, hits, doubles, triples, home runs, RBI, and walks.
- Finished the year leading the California League in walks (65) and on-base percentage (.407)...ranked among the league leaders in batting average (third, .326), games (fifth, 128), and hits (fifth, 160)...posted lowest PA/K ratio in the league at 12.60 (min. 2.7 PA/league games).
- Posted second-best batting average (.326) among all Seattle minor league players.
- Selected to California League Post-Season All-Star team.
- Named California League Player of the Week for Aug. 28 - Sept. 4, final week of the season...played in seven games and recorded a hit in each contest, hitting .607 (17x28) with 4 R, 5 2B, 2 HR, and 6 RBI.
- Posted a season-best 12-game hitting streak from June 15-29...hit .389 (21x54) with 5 R, 4 2B, 2 HR, and 11 RBI over that stretch.
- Named MiLB.com Organizational All-Star following the conclusion of the year.
- Played in 22 games for Peoria in the Arizona Fall League, hitting .408 (31x76) with 15 R, 4 2B, 4 3B, 1 HR, and 13 RBI.
- Honored with Arizona Fall League All-Prospect Team selection.

#### 2016:

- Spent majority of first professional season with short-season Everett (68 G), while also logging one game with Tacoma...combined to hit .360 (89x247) with 44 R, 19 2B, 1 3B, 4 HR, 46 RBI, and 10 SB.
- While with Everett (two stints), hit .362 (89x246) with 43 R, 19 2B, 1 3B, 4 HR, 46 RBI, and 10 SB.
- Named Northwest League Most Valuable Player following the season after winning the circuits batting title.
- Selected to Northwest League Mid- and Post-Season All-Star teams...started in right field for the NW League in the all-star game, going 2-for-3 with 1 R, 2 RBI, and 1 SB.
- Led the Northwest League in batting average (.362), hits (89), on-base percentage (.450), and total bases (122)...also ranked among the league leaders in games (second, 68), RBI (T-first, 46), doubles (second, 19), slugging percentage (second, .496), and walks (fourth, 39).
- Notched a career-high five hits on August 27 against Vancouver (5x5, 4 R, 2 2B).
- Named Northwest League Player of the Month for August after leading the circuit in batting average (.424), hits (42), runs (24), doubles (10), and on-base percentage (.500) during the month.
- Posted season-long nine-game hitting streak from August 26 - the end of the season...hit .548 (23x42) with 9 R, 8 2B, and 12 RBI over that stretch.
- Hit .438 (7x16) with 1 R, 2 2B, 4 RBI, 4 BB, and 2 SB across five games for Everett in the Northwest League playoffs.
- Transferred to Tacoma on September 5 and played one game for the Rainiers that same day against Reno (0x1, R, BB).
- Named to MiLB.com Organizational All-Star team following the season.

#### Personal:

- Attended UCLA and played baseball for the Bruins from 2012-16...missed 2014 season due to injury...also missed the 2015 season...selected to All-Pac-12 team as a senior in 2016...posted a career batting average of .280 (155x554) with 90 R, 27 2B, 3 3B, 4 HR, 81 RBI, and 23 SB.
- Graduated from Edison High School in Huntington Beach, CA in 2011...competed with Babe Ruth gold medal team at Tournament of Stars in Cary, NC...named to Team USA National Team trial quad in both 2009 and 2010.

FRONT OFFICE

CHENEY STADIUM

COACHES/STAFF

2019 RAINIERS

2018 SEASON REVIEW

OPPONENTS

HISTORY & RECORDS

MEDIA & MISC.

## FILIA'S CAREER PLAYING RECORD

Year	Team	LG	AVG	G	AB	R	H	2B	3B	HR	RBI	BB	SO	SB	CS	OBP	SLG	SF	SAC	HP
2016	Everett	NWL	.362	68	246	43	89	19	1	4	46	39	19	10	5	.450	.496	3	1	3
	Tacoma	PCL	.000	1	1	1	0	0	0	0	0	1	0	0	0	.500	.000	0	0	0
2017	Modesto	CAL	.326	128	491	63	160	28	5	5	59	65	45	9	6	.407	.434	5	0	6
2018	Arkansas	TL	.274	79	296	44	81	14	1	2	38	44	30	1	0	.371	.348	2	0	3
<b>Minor Lg Totals</b>			<b>.319</b>	<b>276</b>	<b>1034</b>	<b>151</b>	<b>330</b>	<b>61</b>	<b>7</b>	<b>11</b>	<b>143</b>	<b>149</b>	<b>94</b>	<b>20</b>	<b>11</b>	<b>.407</b>	<b>.424</b>	<b>10</b>	<b>1</b>	<b>12</b>

FRONT  
OFFICE

CHENEY  
STADIUM

COACHES/STAFF

2019  
RAINIERS

2018 SEASON  
REVIEW

OPPONENTS

HISTORY &  
RECORDS

MEDIA &  
MISC.



# DAVID FREITAS

**C**

**BORN:** 03/18/1989 IN WILTON, CA  
**RESIDES:** WILTON, CA

**ACQUIRED:** CLAIMED OFF WAIVERS FROM ATLANTA ON OCT. 27, 2017.

**DRAFTED:** SELECTED BY WASHINGTON IN THE 15TH ROUND OF THE 2010 DRAFT.

**HEIGHT:** 6' 2"    **WEIGHT:** 240    **BATS:** RIGHT    **THROWS:** RIGHT    **AGE:** 29

## FREITAS' CAREER SUMMARY

Single-Game Career High...	R	H	2B	3B	HR	RBI	SB
	3 (5x)	5	2 (10x)	1 (2x)	2 (2x)	5 (2x)	1 (8x)
	8/23/16	6/6/12	8/23/16	8/29/18	5/23/13	7/5/12	6/23/16

### 2018:

- Hit .218 (24x110) with 11 runs, 8 doubles, 1 home run, 5 RBI and 8 walks in 36 games with Seattle.
- Appeared in 4 stints with the Mariners: March 30- May 27, May 30-June 18, July 5-22 and Sept. 1 - end of season.
- Hit safely in a career-high 5 consecutive games, April 11-19, going 6-for-16 (.375) with 3 runs, 3 doubles and 1 RBI.
- Belted his 1st career home run and reached base safely 3 times for the 1st time in his career on July 11 at Los Angeles-AL.
- Reached base safely via hit or walk in 20 of his 32 starts.
- In 39 games over 3 stints with AAA Tacoma, hit .349 (51x146) with 15 runs, 12 doubles, 1 triple, 4 home runs, 23 RBI and 17 walks.

### 2017:

- Spent time with Triple-A Gwinnett (72 G) and Atlanta (6 G)...combined to hit .261 (66x253) with 30 R, 15 2B, 3 HR, and 23 RBI.
- Opened the year with Gwinnett and hit .263 (62x236) with 28 R, 13 2B, 3 HR, and 21 RBI for the Triple-A Braves over 72 games.
- Posted a season-long 11-game hitting streak from July 4-24...hit .341 (14x41) with 3 R, 3 2B, and 8 RBI over the course of the streak.
- Logged a .297 (11x37) batting average with seven runs over the first 12 games of the season in April.
- Recorded 12 multi-hit games, including a season-best three-hit performance on June 15 at Toledo (3x5, R, RBI)...drove in multiple RBI four times.
- Recalled by Atlanta on August 30 and made Major League debut that same day at Philadelphia (1x3, R, 2B, RBI).
- Over six games with the Braves, hit .235 (4x17) with 2 R, 2 2B, and 2 RBI.
- Combined over the entire season to throw out 30.9% (38 SB, 17 CS) of attempted base stealers.

### 2016:

- Registered time with Triple-A Iowa (25 G) and Double-A Tennessee (66 G)...combined to hit .295 (98x332) with 44 R, 27 2B, 1 3B, 6 HR, 53 RBI, and 3 SB...set a career-high mark in stolen bases.
- Season batting average of .295 (98x332) was best single-season mark since 2010, first year in professional ball (.307/67x218).
- Kicked off the year with Tennessee, and over three stints with the Smokies hit .286 (71x248) with 37 R, 20 2B, 1 3B, 4 HR, and 38 RBI.
- Finished the year ranked third on the Smokies team with 38 RBI.
- Over a pair of stints with Iowa, combined to hit .321 (27x84) with 7 R, 7 2B, 2 HR, 15 RBI, and 3 SB.
- Combined to throw out 24.5% (40 SB, 13 CS) of attempted base stealers.
- Logged time defensively at catcher (43 G) and first base (33 G).

### 2015:

- Split the year between Double-A Bowie (71 G) and Triple-A Norfolk (4 G)...combined to hit .241 (63x261) with 29 R, 14 2B, 8 HR, 33 RBI, and 1 SB.
- Opened the year with Bowie and spent majority of the season with the Baysox...hit .242 (60x248) with 28 R, 12 2B, 8 HR, 33 RBI, and 1 SB over four stints.
- Recorded 11 multi-hit outings with Bowie, including five three-hit performances...recorded at least one base hit in 44-of-71 contests with the Baysox.
- Scattered seven games with Norfolk over three stints with the club, hitting .231 (3x13) with 1 R, and 2 2B.
- Threw out 17.1% (34 SB, 7 CS) of attempted base stealers on the year.

### 2014:

- Played with Double-A Bowie (53 G) and Triple-A Norfolk (8 G) in first season in the Baltimore organization...combined to hit .263 (50x190) with 24 R, 12 2B, 6 HR, and 29 RBI.

FRONT OFFICE

CHENEY STADIUM

COACHES/STAFF

2019 RAINIERS

2018 SEASON REVIEW

OPPONENTS

HISTORY & RECORDS

MEDIA & MISC.



# FREITAS (CONTINUED)

## 2014 (continued):

- Posted time in 53 games with Bowie across two stints with the club, hitting .250 (42x168) with 22 R, 11 2B, 5 HR, and 25 RBI.
- Logged a season-best eight-game hitting streak from August 14-27 in Bowie...hit .429 (12x28) with 6 R, 2 2B, 2 HR, and 4 RBI over that stretch.
- Transferred to Norfolk twice, accumulating eight games with the Tides and hitting .364 (8x22) with 2 R, 1 2B, 1 HR, and 4 RBI.

## 2013:

- Saw time playing with Double-A Midland (61 G) and Triple-A Sacramento (29 G)...combined to hit .231 (74x321) with 47 R, 14 2B, 10 HR, and 30 RBI.
- Opened the year with Sacramento and spent time with the River Cats twice, accumulating 29 games played and posting a .268 (26x97) batting average with 13 R, 8 2B, 1 HR, and 9 RBI.
- Transferred to Midland on April 6 and spent 61 games with the RockHounds...hit .214 (48x224) with 34 R, 6 2B, 9 HR, and 21 RBI.
- Swatted solo home runs in five consecutive hits over a five-game span from May 16-24...went 5-for-20 over that stretch.
- After the season concluded, was traded on December 12 from Oakland to Baltimore to complete an earlier trade (Dec. 2: OAK trades PTBNL and INF Jemile Weeks to Baltimore in exchange for RHP Jim Johnson).

## 2012:

- Divided time between Advanced-A Potomac (78 G) and Double-A Midland (20 G)...combined to hit .283 (95x336) with 49 R, 28 2B, 7 HR, and 57 RBI.
- Began the season with Potomac, hitting .271 (74x273) with 37 R, 22 2B, 5 HR, and 46 RBI across 78 games with the Nationals.
- Named to the Carolina League Mid-Season All-Star team...started at catcher for the Carolina All-Stars (1x1, R, 2B, RBI, BB).
- Traded from Washington to Oakland in exchange for Kurt Suzuki (of) on August 3.
- Reported to Midland and finished out the year with 20 games for the RockHounds...hit .333 (21x63) with 12 R, 6 2B, 2 HR, and 11 RBI.

## 2011:

- Checked in with a full season for Single-A Hagerstown (123 G)...hit .288 (123x427) with 67 R, 30 2B, 13 HR, 73 RBI, and 2 SB...set career-high marks in games, runs, hits, doubles, home runs, and RBI.
- Led the South Atlantic League and ranked second on the circuit in on-base percentage (.409).
- Posted a .996 fielding percentage, leading the league as the circuit's only qualified catcher with 86 games behind the plate.
- Selected to South Atlantic League Mid-Season All-Star team...started at catcher for the North and went 0-for-2 in the all-star game.
- Notched a season-long 10-game hitting streak from June 12-24...hit .487 (19x39) with 5 R, 3 2B, 3 HR, and 8 RBI during the streak.
- Named to MiLB.com Organizational All-Star team following the conclusion of the season.

## 2010:

- Began professional career with short-season Vermont (62 G), hitting .307 (67x218) with 32 R, 19 2B, 4 HR, 40 RBI, and 2 SB.
- Made pro debut on June 18 against Lowell (1x4, 2 R, BB).
- Hit first career pro home run on July 22 at Connecticut (2x3, 2 R, HR, RBI).
- Named to New York-Penn League Mid-Season All-Star team...started at catcher for the NL all-stars and went 0-for-2.
- Selected as New York-Penn League Player of the Week for July 19-26...played in seven games and hit .364 (8x22) with 5 R, 2 2B, 2 HR, and 5 RBI over that week.
- Gunned down 35.4% (31 SB, 17 CS) of attempted base stealers.

## Personal:

- Played collegiately for Cosumnes River College in Sacramento, CA...named Junior College All-American at catcher...transferred to University of Hawaii for junior year in 2010, hitting .292 (63x216) with 43 R, 9 2B, 10 HR, and 49 RBI.
- Graduated from Elk Grove (CA) High School in 2007...led his team to section championships from 2005-07.
- Resides in Wilton, CA, with wife, Kacee and son, Owen

# FREITAS' CAREER PLAYING RECORD

Year	Team	LG	AVG	G	AB	R	H	2B	3B	HR	RBI	BB	SO	SB	CS	OBP	SLG	SF	SAC	HP
2010	Vermont	NYP	.307	62	218	32	67	19	0	4	40	34	47	2	0	.408	.450	3	1	5
2011	Hagerstown	SAL	.288	123	427	67	123	30	0	13	73	82	87	2	1	.409	.450	1	0	6
2012	Potomac	CAR	.271	78	273	37	74	22	0	5	46	39	52	0	0	.374	.407	2	0	7
	Midland	TEX	.333	20	63	12	21	6	0	2	11	6	15	0	0	.392	.524	3	0	2
2013	Midland	TEX	.214	61	224	34	48	6	0	9	21	20	39	0	0	.285	.362	0	0	2
	Sacramento	PCL	.268	29	97	13	26	8	0	1	9	11	14	0	0	.355	.381	0	0	2
2014	Bowie	EAS	.250	53	168	22	42	11	0	5	25	19	24	0	0	.328	.405	1	1	1
	Norfolk	INT	.364	8	22	2	8	1	0	1	4	6	3	0	0	.500	.545	0	0	0
2015	Norfolk	INT	.231	4	13	1	3	2	0	0	0	0	0	0	0	.231	.385	0	0	0
	Bowie	EAS	.242	71	248	28	60	12	0	8	33	17	37	1	0	.302	.387	4	1	6
2016	Iowa	PCL	.321	25	84	7	27	7	0	2	15	7	20	3	0	.362	.476	3	1	0
	Tennessee	SOU	.286	66	248	37	71	20	1	4	38	21	47	0	0	.344	.423	0	0	1
2017	Gwinnett	INT	.263	72	236	28	62	13	0	3	21	25	35	0	0	.338	.356	4	0	4
	ATLANTA	NL	.235	6	17	2	4	2	0	0	2	0	4	0	0	.235	.353	0	0	0
2018	SEATTLE	AL	.215	36	93	9	20	6	0	1	5	8	25	0	0	.277	.312	0	1	0
	Tacoma	PCL	.349	39	146	15	51	12	1	4	23	17	27	0	0	.428	.527	0	0	3
<b>Minor Lg Totals</b>			<b>.277</b>	<b>711</b>	<b>2467</b>	<b>335</b>	<b>683</b>	<b>169</b>	<b>2</b>	<b>61</b>	<b>359</b>	<b>304</b>	<b>447</b>	<b>8</b>	<b>1</b>	<b>.362</b>	<b>.421</b>	<b>21</b>	<b>4</b>	<b>39</b>
<b>Major Lg Totals</b>			<b>.218</b>	<b>42</b>	<b>110</b>	<b>11</b>	<b>24</b>	<b>8</b>	<b>0</b>	<b>1</b>	<b>7</b>	<b>8</b>	<b>29</b>	<b>0</b>	<b>0</b>	<b>.271</b>	<b>.318</b>	<b>0</b>	<b>1</b>	<b>0</b>

FRONT OFFICE

CHENEY STADIUM

COACHES/STAFF

2019 RAINIERS

2018 SEASON REVIEW

OPPONENTS

HISTORY & RECORDS

MEDIA & MISC.



# RYAN GARTON

## RHP

**BORN:** 12/05/1989 IN CLEARWATER, FL  
**RESIDES:** TRINITY, FL

**ACQUIRED:** IN A 5-PLAYER TRADE WITH TAMPA BAY ON AUG. 6, 2017.

**DRAFTED:** SELECTED BY TAMPA BAY IN THE 34TH ROUND OF THE 2012 DRAFT.

**HEIGHT:** 5' 10"    **WEIGHT:** 190    **BATS:** RIGHT    **THROWS:** RIGHT    **AGE:** 29

### GARTON'S CAREER SUMMARY

Single-Game Career High...	IP	H	R	ER	HR	K	BB
	4.1	6	4 (7x)	4 (3x)	1 (22x)	5 (2x)	6
	5/4/14	5/26/16	8/24/17	6/30/16	8/16/18	6/16/16	7/11/13

#### 2018:

- In 35 games with Triple-A Tacoma, was 1-0 with 4 saves and 3.16 ERA (15 ER, 42.2 IP) with 43 strikeouts and 24 walks...held opponents to a .182 (27x148) average...had at least 1 strikeout in 26 of 35 outings...from June 22-Aug. 3, posted a 0.95 ERA (2 ER, 19.0 IP) in 15 games
- On the minor league DL, April 26-May 27, with right elbow tendinitis.

#### 2017:

- Spent time with Triple-A Durham (24 G, 1 GS), Tampa Bay (7 G), Seattle (13 G), and Tacoma (7 G)...combined to go 2-3 with four saves and a 3.49 ERA (26ERx67.0IP).
- Opened the year with Triple-A Durham and over four stints with the Bulls went 2-0 with four saves and a 1.64 ERA (6ERx33.0IP).
- Made first career professional start with Durham on July 30 at Lehigh Valley (2.0,2,0,0,1,4).
- Held opponents in the International League without an earned run in 20-of-24 outings...never allowed more than two ER in an outing.
- Spent time on the Durham 7-day disabled list from June 21 – July 5.
- Spent three stints with Tampa Bay (April 22 – May 1, May 24-29, May 31 – June 11)...combined to go 0-1 with a 8.71 ERA (10ERx10.1IP) for the Rays.
- Traded from Tampa Bay to Seattle along with teammate Mike Marjama (c) in exchange for a player to be named later, Anthony Misiewicz (lhp), and Luis Rengifo (inf) on August 6.
- Assigned to Tacoma and over two stints with the Rainiers went 0-2 with a 6.00 ERA (8ERx12.0IP) in seven relief outings.
- Recalled by Seattle on September 1 and made 13 relief outings for the Mariners, going 0-0 with a 1.54 ERA (2ERx11.2IP).
- Over time with Tampa Bay, Durham, Seattle, and Tacoma, limited opposing hitters to a .196 (47x240) batting average...right-handed batters hit .195 (25x128), while lefties hit .196 (22x112).
- Outrighted off the 40-man roster following the season on October 26.

#### 2016:

- Split the season between Tampa Bay (37 G) and Triple-A Durham (22 G)...combined to go 5-2 with three saves and a 3.79 ERA (30ERx71.1IP)...set career-high marks in games played and innings pitched.
- Began the year with Durham and spent time with the club on four occasions...went a combined 4-0 with two saves and a 3.09 ERA (11ERx32.0IP) with the Bulls.
- Posted a 3-0 record with a 2.61 ERA (6ERx20.2IP) while at home with Durham...went 1-0 with two saves and a 3.97 ERA (5ERx11.1IP) on the road.
- Selected by Tampa Bay on May 25 and made Major League debut in relief the next day on May 26 against Miami (2.0,6,3,3,0,0).
- Over four stints with the Rays, went 1-2 with one save and a 4.35 ERA (19ERx39.1IP).
- Earned first career Major League win on June 14 against Seattle (0.2,0,0,0,1,0).
- Logged first Major League save on July 4 against Los Angeles-AL (0.2,1,0,0,1,1).
- Spent time on the Durham 7-day disabled list from July 21-26.
- Combined over the course of the season to limit opposing hitters to a .266 (75x282) batting average...right-handers hit .249 (43x173), while lefties hit .294 (32x109).

#### 2015:

- Registered a complete season with Double-A Montgomery (41 G)...went 6-1 with a 2.95 ERA (20ERx61.0IP).
- Finished the season leading the Southern League's qualified relief pitchers (min. 0.4 IP/league games) in lowest batting average (.197), highest K/9 rate (10.33), and fewest baserunners/9 IP ratio (11.51).
- Held opponents without an earned run in 29-of-41 appearances with Montgomery...allowed more than one earned run on just four occasions.
- Went 3-0 with a 1.02 ERA (2ERx17.2IP) across 10 relief outings in July.
- Recorded 70 strikeouts in 41 appearances (61.1 IP), the second most among Montgomery relievers.

FRONT OFFICE

CHENEY STADIUM

COACHES/STAFF

2019 RAINIERS

2018 SEASON REVIEW

OPPONENTS

HISTORY & RECORDS

MEDIA & MISC.

## GARTON (CONTINUED)

- Held opposing hitters to a .197 (44x223) batting average...right-handers hit .178 (23x129), while left-handers hit .223 (21x94).

### 2014:

- Made 40 relief appearances over a full season with Advanced-A Charlotte, going 6-2 with four saves and a 3.07 ERA (23ERx67.1IP).

### 2012 (continued):

- Converted 4-of-8 save opportunities...posted a 4.77 ERA (6ERx11.1IP) in save situations.
- Posted a 6-1 record with two saves and a 2.62 ERA (10ERx34.1IP) at home, while going 0-1 with two saves and a 3.55 ERA (13ERx33.0IP) on the road.
- Limited opposing hitters to a .244 (61x250) batting average...right-handers hit .286 (42x147) and lefties hit .184 (19x103).

### 2013:

- Pitched second pro season with Single-A Bowling Green (40 G), going 4-3 with eight saves and a 2.44 ERA (19ERx70.0IP)...set a career-high mark in saves.
- Finished the year ranked fourth in the Midwest League with 30 games finished.
- Led Bowling Green with eight saves and ranked third on the team in games played (40).
- Went 2-0 with five saves and a 1.15 ERA (5ERx39.0IP) over 20 games at home...across 20 games on the road went 2-3 with three saves and a 4.06 ERA (14ERx31.0IP).
- Held opposing hitters to a .212 (54x255) batting average...right-handed batters hit .215 (31x144), while lefties hit .207 (23x111).

### 2012:

- Began career with short-season Hudson Valley (21 G)...went 4-0 with seven saves and a 2.00 ERA (6ERx27.0IP) for the Renegades.
- Led Hudson Valley in saves (7) and ranked second on the team in games played (21).
- Made professional debut in relief on June 21 at Aberdeen (1.0,1,0,0,0,2)...earned first career win.
- Logged first pro save on July 9 at Auburn (1.1,0,0,0,0,2).
- Limited opposing batters to a .190 (19x100) batting average...right-handed batters hit .167 (10x60), while left-handers hit .225 (9x40).

### Personal:

- Ryan Patrick Garton.
- Played college ball with Florida Atlantic University from 2009-12...combined to go 21-11 with a 4.51 ERA (137ERx273.1IP) in 65 career games (40 GS)...tied for first in the conference in wins (9) as a senior, and named to All-Sun Belt First Team.

## GARTON'S CAREER PITCHING RECORD

Year	Team	LG	W-L	ERA	G	GS	CG	SHO	SV	IP	H	R	ER	HR	HB	BB	SO	WP	BK
2012	Hud. Valley	NYP	4-0	2.00	21	0	0	0	7	27.0	19	9	6	0	0	8	31	1	1
2013	Bowl. Green	MID	4-3	2.44	40	0	0	0	8	70.0	54	19	19	3	5	34	62	4	0
2014	Charlotte	FSL	6-2	3.07	40	0	0	0	4	67.1	61	29	23	3	1	28	44	5	0
2015	Montgomery	SOU	6-1	2.95	41	0	0	0	0	61.0	44	22	20	2	2	32	70	3	0
2016	Durham	INT	4-0	3.09	22	0	0	0	2	32.0	31	14	11	1	1	10	39	2	0
	TAMPA BAY	AL	1-2	4.35	37	0	0	0	1	39.1	44	20	19	5	0	11	33	2	0
2017	TAMPA BAY	AL	0-1	8.71	7	0	0	0	0	10.1	13	10	10	3	0	5	9	2	0
	Durham	INT	2-0	1.64	24	1	0	0	4	33.0	18	6	6	2	0	16	46	1	0
	Tacoma	PCL	0-2	6.00	7	0	0	0	0	12.0	11	11	8	0	2	8	15	2	1
2018	Tacoma	PCL	1-0	3.16	35	0	0	0	4	42.2	27	15	15	2	1	24	43	1	0
	<b>Minors Lg Totals</b>		<b>27-8</b>	<b>2.82</b>	<b>230</b>	<b>1</b>	<b>0</b>	<b>0</b>	<b>29</b>	<b>345.0</b>	<b>265</b>	<b>125</b>	<b>108</b>	<b>13</b>	<b>12</b>	<b>160</b>	<b>350</b>	<b>19</b>	<b>2</b>
	<b>Major Lg Totals</b>		<b>1-3</b>	<b>4.55</b>	<b>57</b>	<b>0</b>	<b>0</b>	<b>0</b>	<b>1</b>	<b>61.1</b>	<b>62</b>	<b>32</b>	<b>31</b>	<b>9</b>	<b>0</b>	<b>17</b>	<b>49</b>	<b>4</b>	<b>0</b>



# DARIN GILLIES

## RHP

**BORN:** 11/06/1992 IN SAN JOSE, CA  
**RESIDES:** TEMPE, AZ

**ACQUIRED:** SELECTED BY SEATTLE IN THE 10TH ROUND OF THE 2015 DRAFT.

**HEIGHT:** 6' 4"    **WEIGHT:** 220    **BATS:** RIGHT    **THROWS:** RIGHT    **AGE:** 26

### GILLIES' CAREER SUMMARY

Single-Game Career High...	IP	H	R	ER	HR	K	BB
	5.0	6 (5x)	7	6	2 (3x)	7	3 (4x)
	7/9/15	7/28/18	7/31/15	7/31/15	6/30/18	8/24/15	8/13/17

#### 2018:

- Split season between Double-A Arkansas (April 5-29 and Aug. 2-Sept. 3) and Triple-A Tacoma (May 2-28)... averaged 9.07 strikeouts per 9.0 innings (43 SO, 42.2 IP)
- Made AAA debut with the Rainiers on May 2 vs. Albuquerque, allowing 1 run in 2.0 innings in relief
- Earned first AAA save on June 1 vs. Salt Lake (2,2,2,1,1,0,2) and first AAA win on June 13 vs. Omaha (2,0,1,1,1,0,3,HR).

#### 2017:

- Made 39 appearances in relief with Double-A Arkansas, going 3-3 with three saves and a 3.32 ERA (22ERx59.2IP)...tied career-high mark in games played (also: 2016).
- Ranked fifth among Texas League qualified relievers (min. 0.4 IP/league games) in lowest batting average (.231).
- Finished the season ranked third on the Travelers with 39 appearances.
- Tossed 18.1 consecutive scoreless innings (spanning 11 games) from May 6 - June 19...over that stretch allowed just 12 hits and struck out 16.
- Went 1-1 with a 2.59 ERA (9ERx31.1IP) over 20 games at home...posted a 2-2 record with three saves and a 4.13 ERA (13ERx28.1IP) across 19 road games.
- Struck out a season-high five batters on May 20 at Tulsa (2,2,2,0,0,0,5).
- Limited opposing hitters to a .231 (52x225) batting average...right-handed batters hit .255 (36x141), while lefties hit .190 (16x84).

#### 2016:

- Split the year between Single-A Clinton (21 G) and Advanced-A Bakersfield (18 G)...combined to go 7-3 with eight saves and a 1.76 ERA (13ERx66.2IP)...set career-high marks in wins and saves.
- Opened the year with Clinton, and went 5-2 with seven saves and a 1.19 ERA (5ERx37.2IP).
- Converted 7-of-9 save opportunities with the LumberKings...recorded first professional save on April 23 against Cedar Rapids (1,0,0,0,0,0,2).
- Selected as a Midwest League Mid-Season All-Star...suffered a blown save for the West All-Stars in the all-star game (0,2,3,2,2,0,0,HR).
- Transferred to Bakersfield on June 23 and spent the remainder of the year with the Blaze going 2-1 with one save and a 2.48 ERA (8ERx29.0IP).
- Spent time on the Bakersfield 7-day disabled list from August 28 - September 7.
- Over the course of the entire season, held opponents without an earned run in 30-of-39 appearances... allowed more than one earned run on just three occasions.
- Combined to hold opposing hitters to a .186 (44x236) batting average...right-handed batters hit .157 (18x115), while lefties hit .215 (26x121).

#### 2015:

- Began professional career with short-season Everett (16 G, 6 GS)...went 1-2 with a 4.36 ERA (21ERx43.1IP).
- Made pro debut on June 20 in relief against Eugene (2,0,1,2,0,1,3).
- Logged first professional start on July 4 against Hillsboro (3,0,1,2,0,3,3,HR)...did not factor into the decision.
- Earned first career win in a start on July 9 at Boise (5,0,3,2,2,2,1,HR).
- Limited opposing hitters to a .279 (46x165) batting average...right-handers hit .289 (28x97), while left-handers hit .265 (18x68).

#### Personal:

- Darin Paul Gillies.
- Played four seasons at Arizona State University from 2012-15...combined to post a career record of 9-16 with one save and a 4.62 ERA (100ERx195.0IP) in 84 appearances (28 GS).
- Graduated from San Benito (CA) High School in 2012.

FRONT OFFICE

CHENEY STADIUM

COACHES/STAFF

2019 RAINIERS

2018 SEASON REVIEW

OPPONENTS

HISTORY & RECORDS

MEDIA & MISC.

## GILLIES' CAREER PITCHING RECORD

Year	Team	LG	W-L	ERA	G	GS	CG	SHO	SV	IP	H	R	ER	HR	HB	BB	SO	WP	BK
2015	Everett	NOR	1-2	4.36	16	6	0	0	0	43.1	46	30	21	3	8	26	37	6	0
2016	Bakersfield	CAL	2-1	2.48	18	0	0	0	1	29.0	23	8	8	4	0	9	36	0	0
	Clinton	MWL	5-2	1.19	21	0	0	0	7	37.2	21	6	5	3	2	9	39	1	0
2017	Arkansas	TEX	3-3	3.32	39	0	0	0	3	59.2	52	23	22	4	1	25	47	2	0
2018	Tacoma	PCL	1-1	5.44	26	0	0	0	1	43.0	40	26	26	7	2	17	45	5	0
	Arkansas	TEX	2-1	4.58	15	0	0	0	1	19.2	16	11	10	2	0	8	23	2	0
<b>Minor Lg Totals</b>			<b>14-10</b>	<b>3.56</b>	<b>135</b>	<b>6</b>	<b>0</b>	<b>0</b>	<b>13</b>	<b>232.1</b>	<b>198</b>	<b>104</b>	<b>92</b>	<b>23</b>	<b>13</b>	<b>94</b>	<b>227</b>	<b>16</b>	<b>0</b>

FRONT  
OFFICE

CHENEY  
STADIUM

COACHES/  
STAFF

2019  
RAINERS

2018 SEASON  
REVIEW

OPPONENTS

HISTORY &  
RECORDS

MEDIA &  
MISC.



# ADAM LAW

## INF

**BORN:** 02/05/1990 IN OREM, UT  
**RESIDES:** LAS VEGAS, NV

**ACQUIRED:** IN A TRADE WITH LOS ANGELES (NL) ON JULY 1, 2016

**DRAFTED:** SELECTED BY LOS ANGELES (NL) IN THE 12TH ROUND OF THE 2013 DRAFT

<b>HEIGHT:</b>	<b>WEIGHT:</b>	<b>BATS:</b>	<b>THROWS:</b>	<b>AGE:</b>
6'	200	RIGHT	RIGHT	29

### LAW'S CAREER SUMMARY

Single-Game Career High...	R	H	2B	3B	HR	RBI	SB
	3 (6x)	5	3	1 (7x)	1 (6x)	4	3
	5/31/14	8/27/13	7/13/18	8/25/18	7/17/18	8/16/13	4/28/15

#### 2018:

- Split season between Double-A Arkansas (4/5-5/26, 6/7-6/24 and Triple-A Tacoma (5/27-6/6, 6/25-end of season)
- Made AAA debut on May 27 at Las Vegas (3x5, R, 2B, BB)

#### 2017:

- Limited to only 17 games with Double-A Arkansas after 2 stints on the disabled list: April 11-June 14 with ankle injury and July 27-Sept. 28 with a right oblique muscle strain

#### 2016:

- Appeared in 47 games with Double-A Jackson
- Acquired by Seattle in an outright trade from Double-A Tulsa (Los Angeles-NL) on July 1
- Hit first career home run with an inside-the-park homer in the 5th inning on July 3 vs. Mississippi (1x2, R, HR, RBI, 2 BB)
- Reached base safely in 26 consecutive games, July 28-Aug. 25 (.394/37x94, 14 R, 8 2B, 3B, 2 HR, 16 RBI, 4 HBP, 11 BB, 7 SB)

#### 2015:

- Split season between High-A Rancho Cucamonga (4/9-29) and Double-A Tulsa (5/1-8/18)
- Limited to only 72 games due to 2 DL stints (5/4-5/19 & 8/19-9/15)

#### 2014:

- Appeared in 106 games with High-A Rancho Cucamonga
- Hit safely in a season-high 15 straight games, April 10-27 (.390/23x59, 14 R, 5 2B, 8 RBI, HBP, 8 BB, 4 SB)

#### 2013:

- Split first professional season between AZL Dodgers and Short-A Ogden
- Ranked among the leaders in several Arizona League categories including; batting average (.357, 1st), stolen bases (21, T2nd) and OBP (.430, 1st)
- Ranked 5th in the Pioneer League in steals (19)

#### 2012:

- Reached base safely in 24 straight games between June 7 - July 7...hit .307 (27x88) with 22 walks and a .455 on-base percentage during the streak.
- Drove in a career-high seven RBI on July 4 at New Hampshire (2x4, 2 R, 2 HR, 7 RBI).
- Hit .329 (27x82) with 19 R, 3 2B, 3 HR, and 17 RBI across 23 games in July.

#### Personal:

- Father Vance Law was a former Major Leaguer who played for Pittsburgh, Chicago (AL), Montreal, Chicago (NL) and Oakland and grandfather Vernon was the 1960 Cy Young Winner for the Pittsburgh Pirates
- Graduated from Provo (UT) High School in 2008

## LAW'S CAREER PLAYING RECORD

Year	Team	LG	AVG	G	AB	R	H	2B	3B	HR	RBI	BB	SO	SB	CS	OBP	SLG	SF	SAC	HP
2013	Dodgers	AZL	.357	33	129	29	46	6	1	0	15	13	23	21	3	.430	.419	2	5	5
	Ogden	PIO	.327	25	107	21	35	7	1	0	15	7	13	19	1	.374	.411	0	3	1
2014	Rancho Cuc.	CAL	.273	106	403	65	110	20	2	0	37	41	69	19	10	.349	.333	5	10	9
2015	Tulsa	TL	.236	72	229	32	54	10	0	0	15	18	36	10	2	.296	.279	1	5	2
	Rancho Cuc.	CAL	.394	17	71	15	28	5	1	0	8	8	14	4	2	.457	.493	1	0	1
2016	Jackson	SL	.321	47	162	20	52	9	1	3	19	20	31	10	3	.402	.444	3	2	4
	Tulsa	TL	.276	30	76	13	21	3	0	0	5	8	12	3	2	.356	.316	1	4	2
2017	Arkansas	TL	.222	17	63	4	14	3	0	0	3	1	22	0	2	.234	.270	0	1	0
2018	Tacoma	PCL	.260	62	223	27	58	14	1	3	24	10	42	3	0	.298	.372	2	2	3
	Arkansas	TL	.244	49	160	12	39	10	0	0	12	16	46	4	2	.337	.306	3	2	8
<b>Minor Lg Totals</b>			<b>.282</b>	<b>458</b>	<b>1623</b>	<b>238</b>	<b>457</b>	<b>87</b>	<b>7</b>	<b>6</b>	<b>153</b>	<b>142</b>	<b>308</b>	<b>93</b>	<b>27</b>	<b>.349</b>	<b>.355</b>	<b>18</b>	<b>34</b>	<b>35</b>

### TACOMA ERA CHAMPIONS

Tacoma has had 14 pitchers lead the PCL in ERA:

YR	PITCHER	ERA
1962	Gaylord Perry	2.48
1965	Bill Hands	2.19
1969	Jim Colborn	2.28
1974	Juan Veintidos	3.67
1975	Steve Luebber	2.39
1977	Eddie Bane	4.14
1978	Larry McCall	2.93
1982	Chris Codioli	1.90
1994	Doug Johns	2.89
1996	Bob Milacki	2.74
1997	Edwin Hurtado	3.88
1999	Melvin Bunch	3.10
2001	Denny Stark	2.37
2007	Jorge Campillo	3.07



# ROBIN LEYER

## RHP

**BORN:** 03/13/1993 IN EL SEIBO, D.R.  
**RESIDES:** EL SEIBO, D.R.

**ACQUIRED:** SIGNED AS A FREE AGENT ON NOV. 20, 2018

**DRAFTED:** SIGNED WITH CHICAGO-AL AS A NON-DRAFTED FREE AGENT ON NOV. 6, 2011

<b>HEIGHT:</b>	<b>WEIGHT:</b>	<b>BATS:</b>	<b>THROWS:</b>	<b>AGE:</b>
6' 2"	175	RIGHT	RIGHT	26

### LEYER'S CAREER SUMMARY

Single-Game Career High...	IP	H	R	ER	HR	K	BB
	7.2	9 (4x)	9	9	8 (3x)	9	7
	7/13/14	5/5/15	5/5/15	5/5/15	6/1/15	6/10/14	7/29/13

#### 2018:

- Joined the Reds organization in a minor league trade during Spring Training
- In 42 games with Double-A Pensacola, was 6-3 with 2 saves and a 2.59 ERA (17 ER, 59.0 IP).

#### 2017:

- Earned 4 saves in 38 games with Double-A Birmingham.

#### 2016:

- Entered the year having the "Best Fastball" in the White Sox system (*Baseball America*)
- Split the year with Double-A Birmingham and High-A Winston Salem

#### 2015:

- Made 28 appearances (22 GS) with High-A Winston Salem and Double-A Birmingham...
- Made the AFL West Division All-Star Team

#### 2014:

- 25 starts with Single-A Kannapolis

#### 2013:

- Made 13 starts for Rookie League Bristol

#### 2012:

- Made 13 starts in his pro debut with DSL White Sox

#### Personal:

- Resides in El Seibo, D.R.

### LEYER'S CAREER PITCHING RECORD

Year	Team	LG	W-L	ERA	G	GS	CG	SHO	SV	IP	H	R	ER	HR	HB	BB	SO	WP	BK	
2012	DSL White S.	DSL	1-4	3.12	13	13	0	0	0	52.0	62	35	18	0	1	17	31	6	1	
2013	Bristol	APP	2-7	6.35	13	13	0	0	0	56.2	74	45	40	5	7	30	38	1	2	
2014	Kannapolis	SAL	5-9	3.81	25	25	1	0	0	134.2	144	73	57	9	5	43	86	7	1	
2015	Birmingham	SL	3-1	4.93	12	6	0	0	0	38.1	42	26	21	3	1	17	30	2	1	
	Winston-Sal.	CAR	3-6	4.30	16	16	1	0	0	83.2	79	47	40	7	2	26	64	1	1	
2016	Birmingham	SL	1-2	5.79	24	0	0	0	0	32.2	40	23	21	1	1	20	33	3	0	
	Winston-Sal.	CAR	3-4	4.21	13	10	1	0	0	51.1	57	27	24	4	3	29	42	10	0	
2017	Birmingham	SL	2-4	3.55	38	0	0	0	4	58.1	49	29	23	2	2	33	62	6	0	
2018	Pensacola	SL	6-3	2.59	42	0	0	0	2	59.0	43	19	17	4	4	28	65	7	0	
<b>Minor Lg Totals</b>				<b>26-40</b>	<b>4.15</b>	<b>196</b>	<b>83</b>	<b>3</b>	<b>0</b>	<b>6</b>	<b>566.2</b>	<b>590</b>	<b>324</b>	<b>261</b>	<b>35</b>	<b>26</b>	<b>243</b>	<b>451</b>	<b>43</b>	<b>6</b>





# JOSE LOBATON

C

**BORN:** 10/21/1984 IN ACARIGUA, VZ  
**RESIDES:** ACARIGUA, VZ

**ACQUIRED:** SIGNED AS A FREE AGENT ON DEC. 7, 2018

**HEIGHT:** 6' 1"    **WEIGHT:** 212    **BATS:** SWITCH    **THROWS:** RIGHT    **AGE:** 34

## LOBATON'S CAREER SUMMARY

### Single-Game

Career High...	IP	H	R	ER	HR	K	BB
	9.2	16	9 (3x)	9	3	9 (3x)	4 (4x)
	4/18/13	9/4/15	5/24/15	5/13/15	6/17/11	6/1/17	6/23/17

### 2018:

- Began the season with Triple-A Las Vegas before being selected by the Mets on April 13
- Appeared in 22 games over 3 stints with the Mets, batting .143 (7x49) with 2 doubles, 1 triple and 4 RBI
- In 39 games with Las Vegas, hit .348 (46x132) with 9 doubles, 8 home runs and 27 RBI
- On the minor league disabled list, June 28-July 21

### 2017:

- In 51 games with the Nationals, batted .170 (24x141) with 4 home runs and 11 RBI.

### 2016:

- Appeared in 39 games with Washington, batting .232 (23x99) with 3 home runs and 8 RBI

### 2015:

- In 44 games with the Nationals, hit .199 (27x136) with 4 doubles, 3 home runs and 20 RBI

### 2014:

- Acquired by Washington from Tampa Bay on Feb. 13 in a 4-player deal
- Hit .234 (50x214) with 9 doubles, 2 home runs and 12 RBI in 66 games

### 2013:

- Appeared in a career-high 100 games with the Rays...hit .249 (69x277) with 15 doubles, 2 triples, 7 home runs and 32 RBI

### 2012:

- Named to first Opening Day roster
- Completed his first full season in the Majors, batting .222 (37x167) with 10 doubles, 2 home runs and 20 RBI in 69 games
- Spent 41 games on the DL with right shoulder soreness...placed on the DL on April 15 (retro to 4/13)

### 2011:

- Split the season between Triple-A Durham and the Majors
- In 54 games with Durham, hit .293 (54x184) with 8 home runs and 31 RBI
- Recalled by the Rays on July 15 and spent the rest of the season with the big league club but sustained a left knee sprain on July 17 and missed the next 43 games while on the DL
- Reinstated from the DL on Sept. 2
- Appeared in 15 games with the Rays

### 2010:

- Assigned to Double-A Montgomery out of Spring Training and played 7 games there before being promoted to Triple-A Durham on April 16
- Overall, hit .261 (63x241) with 7 home runs and 33 RBI in 72 games
- Did not appear in a game for the Rays, but had a brief stint on the active roster, April 27-28
- Recalled on Aug. 31 and transferred to the 15-day DL, where he spent the rest of the season
- Initially placed on Durham's DL with a right foot contusion on Aug. 26

### 2009:

- ML debut with the Padres on July 5 vs. the Dodgers; entered the game at second base in the 13th inning after David Eckstein left with a right hamstring strain...remains his only professional defensive appearance at any position other than catcher
- Overall, appeared in 7 games with the Padres
- Entered the season tabbed by Baseball America as the best defensive catcher in the Padres minor league system
- Started the season with Triple-A Portland, where he hit .241 (32x133) in 39 games
- Claimed off waivers by Tampa Bay from San Diego on July 30 and assigned to Double-A Montgomery, where he hit .262 (22x84) in 26 games

FRONT OFFICE

CHENEY STADIUM

COACHES/STAFF

2019 RAINIERS

2018 SEASON REVIEW

OPPONENTS

HISTORY & RECORDS

MEDIA & MISC.

# LOBATON (CONTINUED)

## 2008:

- Earned his first invite to Major League Spring Training
- Appeared in 92 games with Double-A San Antonio, batting .259 (76x294) with 9 home runs and 45 RBI

## 2007:

- Spent the season with High-A Lake Elsinore, where he hit a career-high 10 home runs

## 2006:

- Hit a combined .235 (43x183) in 62 games between High-A Lake Elsinore and Single-A Fort Wayne

## 2005:

- Split time with the AZL Padres (5 G), Single-A Fort Wayne (9 G) and Short-A Eugene (11 G)

## 2004:

- Belted 7 home runs in 44 games with Short-A Eugene

## 2003:

- After signing with the Padres as a free agent on May 13, 2012, made his pro debut with Rookie League Idaho Falls

## Personal:

- Resides in Acarigua, VZ
- Married his wife, Nina, on July 2, 2012 at Tropicana Field
- Brother, Tomas, played 7 Minor League seasons with New York (AL), Miami and Milwaukee

# LOBATON'S CAREER PITCHING RECORD

Year	Tm	Lg	AVG	G	AB	R	H	2B	3B	HR	RBI	BB	SO	SB	CS	OBP	SLG	SF	SAC	HB
2003	Idaho Falls	PIO	.272	56	191	22	52	15	0	1	32	22	50	0	1	.352	.366	1	1	2
2004	Eugene	NOR	.219	44	151	13	33	12	0	7	23	17	35	0	0	.298	.437	0	1	0
2005	Fort Wayne	MID	.176	9	34	2	6	1	0	0	1	2	5	0	0	.222	.206	0	1	0
	Eugene	NOR	.281	11	32	4	9	2	0	0	3	6	8	0	0	.410	.344	0	3	1
	Padres	AZL	.357	5	14	2	5	2	0	0	2	6	4	1	0	.550	.500	0	0	0
2006	Lake Elsinore	CAL	.213	42	122	12	26	7	0	4	15	20	42	0	2	.326	.369	1	1	1
	Fort Wayne	MID	.279	20	61	15	17	3	1	1	11	12	12	0	0	.408	.410	1	1	2
2007	Lake Elsinore	CAL	.260	90	304	50	79	15	3	10	47	41	79	0	0	.346	.428	7	2	3
2008	San Antonio	TL	.259	92	294	35	76	21	0	9	45	39	75	1	1	.338	.422	7	2	0
2009	SDP	NL	.176	7	17	0	3	0	0	0	0	0	5	0	0	.176	.176	0	0	0
	Portland	PCL	.241	39	133	14	32	6	0	3	8	10	35	0	0	.292	.353	1	4	0
	Montgomery	SL	.262	26	84	13	22	7	0	3	11	15	19	0	0	.376	.452	1	1	1
2010	Durham	IL	.261	72	241	26	63	11	0	7	33	27	52	1	0	.337	.394	1	1	1
	Montgomery	SL	.250	7	24	3	6	1	0	0	2	4	5	0	0	.357	.292	0	0	0
2011	TBR	AL	.118	15	34	2	4	1	0	0	0	4	8	0	0	.231	.147	0	0	1
	Durham	IL	.293	54	184	24	54	10	1	8	31	37	50	0	0	.410	.489	1	2	0
	Charlotte	FSL	.444	6	18	0	8	4	0	0	2	2	5	0	0	.500	.667	0	0	0
2012	TBR	AL	.222	69	167	16	37	10	0	2	20	24	46	0	1	.323	.317	2	2	2
	Durham	IL	.067	4	15	0	1	1	0	0	0	0	5	0	0	.067	.133	0	0	0
	Montgomery	SL	.154	4	13	1	2	1	0	0	1	3	3	0	0	.313	.231	0	0	0
	Charlotte	FSL	.000	2	5	0	0	0	0	0	0	1	1	0	0	.167	.000	0	0	0
2013	TBR	AL	.249	100	277	38	69	15	2	7	32	30	65	0	1	.320	.394	2	2	0
2014	WSN	NL	.234	66	214	18	50	9	0	2	12	15	61	0	0	.287	.304	0	0	1
2015	WSN	NL	.199	44	136	11	27	4	0	3	20	15	40	0	0	.279	.294	2	1	1
2016	WSN	NL	.232	39	99	10	23	3	1	3	8	12	18	0	0	.319	.374	1	1	1
2016	Syracuse	IL	.385	3	13	1	5	0	0	0	1	1	6	1	0	.429	.385	0	0	0
2017	WSN	NL	.170	51	141	11	24	3	0	4	11	14	35	0	0	.248	.277	1	1	1
2018	NYM	NL	.143	22	49	3	7	2	1	0	4	7	15	0	0	.246	.224	1	0	0
	Las Vegas	PCL	.348	39	132	22	46	9	0	8	27	18	31	1	0	.430	.598	0	0	1
<b>Minor Lg Totals</b>			<b>.262</b>	<b>625</b>	<b>2065</b>	<b>259</b>	<b>542</b>	<b>128</b>	<b>5</b>	<b>61</b>	<b>295</b>	<b>283</b>	<b>522</b>	<b>5</b>	<b>4</b>	<b>.352</b>	<b>.418</b>	<b>21</b>	<b>20</b>	<b>12</b>
<b>Major Lg Totals</b>			<b>.215</b>	<b>413</b>	<b>1134</b>	<b>109</b>	<b>244</b>	<b>47</b>	<b>4</b>	<b>21</b>	<b>107</b>	<b>121</b>	<b>293</b>	<b>0</b>	<b>2</b>	<b>.293</b>	<b>.319</b>	<b>9</b>	<b>7</b>	<b>7</b>

FRONT OFFICE

CHENEY STADIUM

COACHES/STAFF

2019 RAINIERS

2018 SEASON REVIEW

OPPONENTS

HISTORY & RECORDS

MEDIA & MISC.



# SHED LONG

# INF

**BORN:** 08/22/1995 IN BIRMINGHAM, AL  
**RESIDES:** TALLADEGA, FL

**ACQUIRED:** IN A TRADE WITH NEW YORK (AL) ON JAN. 21, 2019

**DRAFTED:** SELECTED BY CINCINNATI IN THE 12TH ROUND OF THE 2013 DRAFT

<b>HEIGHT:</b>	<b>WEIGHT:</b>	<b>BATS:</b>	<b>THROWS:</b>	<b>AGE:</b>
5' 8"	184	LEFT	RIGHT	23

## LONG'S CAREER SUMMARY

Single-Game Career High...	R	H	2B	3B	HR	RBI	SB
	3 (5x)	4 (3x)	2 (8x)	1 (15x)	2	4 (2x)	2 (7x)
	5/15/18	6/14/18	6/14/18	8/19/18	5/27/17	5/27/17	9/1/18

### 2018:

- Hit .261 (118x452) with 75 runs, 22 doubles, 5 triples, 12 home runs, 56 RBI, 57 walks, 19 stolen bases and a .353 on-base percentage in 126 games with Double-A Pensacola.
- Named to the Mid-Season Southern League All-Star team...also named to the Arizona Fall League Fall Star team after appearing in 19 games with Scottsdale.
- Was T4th in the Southern League in runs scored...led Pensacola in games, atbats, runs, hits, doubles, triples, total bases and walks while tying for the club lead in steals.
- Led Southern League second basemen in fielding percentage (.971).
- Enters the 2019 season ranked by MLB.com as the Mariners 8th-best prospect.

### 2017:

- Split the season between High-A Daytona and Double-A Pensacola, batting a combined .281 (109x388) with 22 doubles, 16 home runs, 50 RBI and 9 stolen bases in 104 games
- Following the year, rated by the managers as the best defensive second baseman in the Florida State League
- Began the season with Daytona, where he was a Florida State League All-Star, Minor League Baseball's FSL Player of the Month for May and FSL Player of the Week for May 22-28
- Promoted to Pensacola on June 22
- On the DL Aug. 6-28, with a bone bruise in his right wrist
- Added to the 40-man roster Nov. 20

### 2016:

- Appeared with both Single-A Dayton and High-A Daytona, combining to bat .293 (140x478) with 30 doubles, 15 home runs, 75 RBI and 21 stolen bases
- Was the Reds Minor League Hitter of the Year and an MiLB.com Organization All-Star
- Among Reds minor leaguers, ranked 2nd in RBI, 3rd in home runs and 9th in batting
- Named Reds Minor League Player of the Month for August...Florida State League Batter of the Week for Aug. 1-6
- While with Dayton, from June 15-July 11, reached base safely in 22 consecutive games, batting .354 (28x79) with a .457 on-base percentage
- Following the season, was ranked by Baseball America as the 16th-best prospect in the Reds minor league system

### 2015:

- Converted to a second baseman with Single-A Dayton, where he hit .283 (43x152) with 15 extra-base hits (7 2B, 2 3B, 6 HR) in 42 games...also appeared in 1 game at shortstop

### 2014:

- With Rookie League Billings, made 22 starts at catcher...hit .172 (15x87) in 29 games

### 2013:

- After being selected by the Reds in the 12th round of the June Draft out of Jacksonville (AL) High School, made his pro debut in 24 appearances with the AZL Reds...made 14 starts at catcher

### Personal:

- Resides in Talladega, AL
- Graduated from Jacksonville (AL) HS in 2013

FRONT OFFICE

CHENEY STADIUM

COACHES/STAFF

2019 RAINIERS

2018 SEASON REVIEW

OPPONENTS

HISTORY & RECORDS

MEDIA & MISC.

## LONG'S CAREER PLAYING RECORD

Year	Team	LG	AVG	G	AB	R	H	2B	3B	HR	RBI	BB	SO	SB	CS	OBP	SLG	SF	SAC	HP
2013	Reds	AZL	.256	24	78	9	20	2	0	1	8	8	17	1	1	.333	.321	0	1	1
2014	Billings	PIO	.172	29	87	6	15	3	0	0	6	5	18	2	1	.217	.207	0	1	0
2015	Dayton	MID	.283	42	152	22	43	7	2	6	16	18	31	2	3	.363	.474	0	2	1
2016	Daytona	FSL	.322	38	143	22	46	6	4	4	30	10	35	5	1	.371	.503	3	0	3
	Dayton	MID	.281	94	335	47	94	24	1	11	45	44	85	16	3	.371	.457	1	4	5
2017	Pensacola	SL	.227	42	141	13	32	6	2	3	14	19	31	3	1	.319	.362	0	0	0
	Daytona	FSL	.312	62	247	37	77	16	1	13	36	27	63	6	3	.380	.543	3	0	2
2018	Pensacola	SL	.261	126	452	75	118	22	5	12	56	57	123	19	6	.353	.412	1	4	8
<b>Minor Lg Totals</b>			<b>.272</b>	<b>457</b>	<b>1635</b>	<b>231</b>	<b>445</b>	<b>86</b>	<b>15</b>	<b>50</b>	<b>211</b>	<b>188</b>	<b>403</b>	<b>54</b>	<b>19</b>	<b>.353</b>	<b>.435</b>	<b>8</b>	<b>12</b>	<b>20</b>

FRONT  
OFFICE

CHENEY  
STADIUM

COACHES/STAFF

2019  
RAINIERS

2018 SEASON  
REVIEW

OPPONENTS

HISTORY &  
RECORDS

MEDIA &  
MISC.



# TIM LOPES

## INF

**BORN:** 06/24/1994 IN LOS ANGELES, CA  
**RESIDES:** EASTVALE, CA

**ACQUIRED:** SIGNED AS A FREE AGENT ON NOV. 14, 2018

**DRAFTED:** SELECTED BY SEATTLE IN THE 6TH ROUND OF THE 2012 DRAFT

**HEIGHT:** 5'11"    **WEIGHT:** 180    **BATS:** RIGHT    **THROWS:** RIGHT    **AGE:** 24

### LOPES' CAREER SUMMARY

**Single-Game**

Career High...	R	H	2B	3B	HR	RBI	SB
	3 (6x)	4 (5x)	2 (5x)	2 (2x)	2	7	3
	8/13/17	7/6/17	6/23/18	7/27/12	8/30/14	7/27/12	7/24/12

**2018:**

- In 104 games with Triple-A Buffalo, hit .277 (98x354)
- Collected 25 multi-hit games

**2017:**

- Hit .271 (127x469) in 128 games with Double-A New Hampshire
- MiLB.com Organizational All-Star

**2016:**

- Hit .284 (145x510) in 131 games with Double-A Jackson

**2015:**

- Led the Cal League with 35 steals

**2014:**

- Made a career-high 114 appearances with High Desert

**2013:**

- Registered time with Triple-A Las Vegas (74 G) and New York-NL (47 G)...combined to hit .233 (88x377) with 70 R, 18 2B, 3 3B, 17 HR, 51 RBI, and 8 SB.

**2012:**

- Spent season with Clinton
- Placed on the DL on Aug. 23 (right rotator cuff strain)

**2012:**

- Led the Arizona League in triples (12) and ranked T1st in hits (68)

**Personal:**

- Resides in Eastvale, CA
- Graduated from Edison (CA) High School in 2012

### LOPES' CAREER PLAYING RECORD

Year Team	LG	AVG	G	AB	R	H	2B	3B	HR	RBI	BB	SO	SB	CS	OBP	SLG	SF	SAC	HP
2012 High Desert	CAL	.250	4	12	2	3	0	1	0	1	0	1	0	0	.250	.417	0	0	0
AZL Mariners	AZL	.316	53	215	42	68	11	12	0	32	24	29	7	3	.381	.479	4	0	1
2013 Clinton	MID	.272	92	334	40	91	15	3	1	36	20	46	10	7	.315	.344	3	6	2
2014 High Desert	CAL	.238	114	421	54	100	16	7	4	44	37	81	18	7	.308	.337	1	5	6
2015 Bakersfield	CAL	.276	123	478	69	132	27	4	2	49	41	96	35	18	.340	.362	6	14	8
2016 Jackson	SL	.284	131	510	74	145	23	5	1	49	54	88	26	6	.358	.355	5	5	7
2017 New Hamp.	EL	.271	128	469	49	127	27	4	7	50	49	86	19	9	.338	.390	6	0	2
2018 Buffalo	IL	.277	104	354	41	98	19	3	2	29	26	58	18	8	.325	.364	4	0	1
<b>Minor Lg Totals</b>		<b>.274</b>	<b>749</b>	<b>2793</b>	<b>371</b>	<b>764</b>	<b>138</b>	<b>39</b>	<b>17</b>	<b>290</b>	<b>251</b>	<b>485</b>	<b>133</b>	<b>58</b>	<b>.336</b>	<b>.369</b>	<b>29</b>	<b>30</b>	<b>27</b>

FRONT OFFICE

CHENEY STADIUM

COACHES/STAFF

2019 RAINIERS

2018 SEASON REVIEW

OPPONENTS

HISTORY & RECORDS

MEDIA & MISC.



# DAVID MCKAY

## RHP

**BORN:** 03/31/1995 IN MELBOURNE, FL  
**RESIDES:** SATELLITE BEACH, FL

**ACQUIRED:** IN A 4-PLAYER TRADE WITH KANSAS CITY ON 3/20/2018

**DRAFTED:** SELECTED BY KANSAS CITY IN THE 14TH ROUND OF THE 2016 DRAFT

**HEIGHT:** 6'3"    **WEIGHT:** 205    **BATS:** RIGHT    **THROWS:** RIGHT    **AGE:** 24

### MCKAY'S CAREER SUMMARY

Single-Game Career High...	IP	H	R	ER	HR	K	BB
	7.2	11 (3x)	11	11	4	8 (4x)	3 (5x)
	7/4/17	8/5/17	7/15/17	7/15/17	7/15/17	9/1/17	7/17/18

#### 2018:

- Made stops with High-A Modesto, Triple-A Tacoma and Double-A Arkansas, with one appearance in Tacoma
- In 35 relief appearances with Arkansas, was 5-1 with 1 save and a 2.49 ERA (14 ER, 50.2 IP) with 71 strikeouts and 21 walks
- Limited opposing batters to a .199 (36x181) average against
- Fanned at least 1 batter in 32 of 35 games
- Averaged 12.61 strikeouts-per-9.0- innings (71 SO, 50.2 IP)
- Worked at least 2.0 innings in 10 of 35 outings with Arkansas
- In 8 outings in the month of May, was 1-0 with a 1.35 ERA (2 ER, 13.1 IP) with 19 strikeouts and 4 walks
- Made 6 appearances over two stints with Modesto, striking out 14 in 7.2 innings of work
- Played for Peoria in the Arizona Fall League

#### 2017:

- Combined for 20 games (14 GS) with Single-A Lexington and Rookie League Idaho Falls.

#### 2016:

- Made 12 appearances (5 GS) in pro debut with Rookie League Burlington

#### Personal:

- Resides in Satellite Beach, Florida
- 2013 graduate of Viera (FL) High School
- Selected by the Mets in the 30th round of the 2013 Draft; did not sign
- Played at Florida Atlantic from 2014-16

### MCKAY'S CAREER PLAYING RECORD

Year Tm	Lg	W-L	ERA	G	GS	CG	SHO	SV	IP	H	R	ER	HR	HBP	BB	SOWP	BK	
2016	Burlington	APP	3-3	2.64	12	5	0	0	44.1	38	14	13	3	4	15	41	4	0
2017	Lexington	SAL	0-0	13.03	6	0	0	0	9.2	19	14	14	4	0	5	11	1	0
	Idaho Falls	PIO	6-5	6.49	14	14	0	0	79.0	104	62	57	13	7	18	68	3	0
2018	Tacoma	PCL	0-0	0.00	1	0	0	0	1.0	0	0	0	0	0	0	0	0	0
	Arkansas	TEX	5-1	2.49	35	0	0	0	150.2	36	18	14	3	4	21	71	5	0
	Modesto	CAL	1-1	3.52	6	0	0	0	7.2	11	4	3	0	0	1	14	0	0
<b>Minor Lg Totals</b>			<b>15-10</b>	<b>4.73</b>	<b>74</b>	<b>19</b>	<b>0</b>	<b>0</b>	<b>1192.1</b>	<b>208</b>	<b>112</b>	<b>101</b>	<b>23</b>	<b>15</b>	<b>60</b>	<b>205</b>	<b>13</b>	<b>0</b>



# IAN MILLER

## OF

**BORN:** 02/21/1992 IN PHILADELPHIA, PA  
**RESIDES:** DOWNTOWN, PA

**ACQUIRED:** SELECTED BY SEATTLE IN THE 14TH ROUND OF THE 2013 DRAFT.

**HEIGHT:** 6' 0"    **WEIGHT:** 170    **BATS:** LEFT    **THROWS:** RIGHT    **AGE:** 27

### MILLER'S CAREER SUMMARY

Single-Game Career High...	R	H	2B	3B	HR	RBI	SB
	3 (9x)	4 (4x)	2 (5x)	1 (26x)	1 (7x)	3 (7x)	4
	7/8/18	4/26/17	8/14/18	6/26/18	8/17/18	8/14/18	5/25/15

#### 2018:

- Appeared in 114 games with Triple-A Tacoma...led the Mariners organization with 33 stolen bases in 2018, ranking 2nd in the PCL...recorded at least 30 stolen bases in each of his last 4 seasons; dating back to 2016, his 125 stolen bases are the 3rd-most in the minor leagues, trailing only Wes Rogers (137) and Myles Straw (129)
- Played for the Peoria Javelinas in the Arizona Fall League.

#### 2017:

- Divided the year between Double-A Arkansas (83 G) and Tacoma (41 G)...combined to hit .307 (157x512) with 85 R, 22 2B, 5 3B, 4 HR, 35 RBI, and 43 SB...set career-high marks in runs, hits, doubles, and RBI.
- Began the season with Arkansas, hitting .326 (112x344) with 63 R, 18 2B, 3 3B, 4 HR, 29 RBI, and 30 SB over 83 games.
- Selected to Texas League Mid- and Post-Season All-Star teams...started in center field for Texas League North All-Stars, going 1-for-3 with 1 R, 1 3B.
- Promoted to Tacoma on July 22...at the time of promotion, ranked first in the Texas League in batting average (.326) and stolen bases (30).
- Played final 41 games of the season with Tacoma, hitting .268 (45x168) with 22 R, 4 2B, 2 3B, 6 RBI, and 13 SB.
- Posted a 12-game hitting streak to open his Triple-A career from July 22 – August 3, including five multi-hit contests...over that stretch hit .426 (20x47) with 9 R, 2B, 3B, 3 RBI.

#### 2016:

- Registered a full season with Double-A Jackson (114 G), hitting .253 (109x430) with 64 R, 8 2B, 7 3B, 28 RBI, and 49 SB...set a career-high mark in runs.
- Finished the year ranked second in the Southern League with 29 stolen bases...ranked third in lowest PA/SO ratio at 9.15.
- Logged a season-high four hits (4x5, R, RBI) on Aug. 4 at Montgomery.
- Hit .271 (56x207) through 54 games at home, while hitting .238 (53x223) on the road.
- Posted a season-best 11-game hitting streak to open the season, Apr. 7-23...hit .333 (13x39) with 8 R, 1 3B, 4 RBI, and 5 SB over that stretch.
- Posted a .333 (27x81) batting average with 11 R, 3 2B, 1 3B, 11 RBI, and 12 SB through 21 games in August.

#### 2015:

- Split the year between Advanced-A Bakersfield (39 G) and Double-A Jackson (87 G)...combined to hit .267 (135x506) with 60 R, 18 2B, 7 3B, 29 RBI, and 50 SB...set career-high marks in doubles, RBI, and stolen bases.
- Opened the season with Bakersfield, hitting .296 (47x159) with 20 R, 5 2B, 2 3B, 6 RBI, and 21 stolen bases over 39 games with the Blaze.
- Registered a season-long seven-game hitting streak from May 19-25 over final seven games with Jackson...hit .448 (13x29) with 4 R, 2 2B, 1 RBI, and 5 SB.
- Stole a career-high four bases in one game on May 25 against High Desert.
- Promoted to Jackson in late May and spent the remainder of the season with the Generals, hitting .254 (88x347) with 40 R, 13 2B, 5 3B, 23 RBI, and 29 SB.
- Named Southern League Player of the Week for Aug. 31 – Sep. 7...hit .464 (13x28) with 4 R, 3 2B, 1 3B, 5 RBI, and 4 SB over that stretch.
- While with the Generals, hit .328 (20x61) against left-handed pitchers, while hitting .238 (68x286) against righties.

#### 2014:

- Played in 45 games over a full year with Single-A Clinton...hit .271 (45x166) with 33 R, 5 2B, 4 3B, 13 RBI, and 16 SB.
- Spent time on the 7-day disabled list twice with a lower back injury, from Apr. 18-26 and June 6 – Sep. 17.

## MILLER (CONTINUED)

### 2014 (continued):

- Logged time in 28 games in May, hitting .280 (30x107) with 20 R, 3 2B, 1 3B, 9 RBI, and 11 SB.

### 2013:

- Began professional career with rookie-level Pulaski (40 G) and short-season Everett (12 G)...combined to hit .305 (60x197) with 37 R, 5 2B, 1 HR, 14 RBI, and 17 SB.
- Made pro debut with Pulaski on June 21 at Burlington...went 0-for-4.
- Hit first career home run on July 5 against Danville.

### Personal:

- Graduated from Bishop Shanahan (PA) High School in 2010.
- Played collegiately for Wagner College from 2010-13...posted a career batting average of .301 (171x569) with 101 R, 18 2B, 3 3B, 1 HR, 53 RBI, and 93 SB...ranked second among Division I players in 2013 with 46 stolen bases after ranking 11th in the country in 2012 with 34 stolen bases.

## MILLER'S CAREER PLAYING RECORD

Year	Team	LG	AVG	G	AB	R	H	2B	3B	HR	RBI	BB	SO	SB	CS	OBP	SLG	SF	SAC	HP	
2013	Pulaski	APP	.297	40	155	30	46	5	0	1	13	16	29	14	6	.374	.348	0	2	3	
	Everett	NOR	.333	12	42	7	14	0	0	0	1	4	6	3	1	.391	.333	0	2	0	
2014	Clinton	MID	.271	45	166	33	45	5	4	0	13	16	35	16	2	.332	.349	2	1	0	
2015	Bakersfield	CAL	.296	39	159	20	47	5	2	0	6	10	34	21	5	.341	.352	0	1	1	
	Jackson	SOU	.254	87	347	40	88	13	5	0	23	29	53	29	13	.310	.320	4	3	1	
2016	Jackson	SOU	.253	114	430	64	109	8	7	0	28	45	54	49	3	.331	.305	4	8	7	
2017	Arkansas	TEX	.326	83	344	63	112	18	3	4	29	28	69	30	4	.382	.430	4	2	6	
	Tacoma	PCL	.268	41	168	22	45	4	2	0	6	5	33	13	1	.297	.315	0	2	2	
2018	Tacoma	PCL	.261	114	422	60	110	16	3	2	41	43	89	33	9	.333	.327	4	4	5	
<b>Minor Lg Totals</b>				<b>.276</b>	<b>575</b>	<b>2233</b>	<b>339</b>	<b>616</b>	<b>74</b>	<b>26</b>	<b>7</b>	<b>160</b>	<b>196</b>	<b>402</b>	<b>208</b>	<b>.44</b>	<b>.339</b>	<b>.342</b>	<b>18</b>	<b>25</b>	<b>25</b>



Speedy outfielder Ian Miller stole 43 bases over time with Double-A Arkansas and Tacoma in 2017, and was selected to the Texas League Mid- and Post-Season All-Star teams.





# TOMMY MILONE

## LHP

**BORN:** 02/16/1987 IN SAUGUS, CA  
**RESIDES:** IN SANTA CLARITA, CA

**ACQUIRED:** SIGNED BY SEATTLE AS A FREE AGENT ON 12/4/2018

**DRAFTED:** SELECTED BY WASHINGTON IN THE 10TH ROUND OF THE 2008 DRAFT

**HEIGHT:** 6'      **WEIGHT:** 215      **BATS:** LEFT      **THROWS:** LEFT      **AGE:** 32

### MILONE'S CAREER SUMMARY

Single-Game Career High...	IP	H	R	ER	HR	K	BB
	9	11 (2x)	7 (3x)	7	5	13 (2x)	6
	5/18/15	5/27/10	7/19/14	7/19/14	8/14/17	5/18/15	6/7/09

#### 2018:

- Non-roster invitee to Nationals Spring Training...assigned to Triple-A Syracuse out of camp, where he was 7-4, 4.19 (51 ER, 109.2 IP) in 20 starts
- selected by the Nationals on July 26...made 5 appearances (4 starts) with the Nationals, going 1-1, 5.81 (17 ER, 26.1 IP) with 23 strikeouts and 1 walk
- On 10-day DL, Aug. 21-Sept. 3, with left shoulder soreness...reinstated from the DL and outrighted to Syracuse on Sept. 3.

#### 2017:

- Signed a free agent deal with the Brewers on Dec. 14, 2016 and went 1-0, 6.43 (15 ER, 21.0 IP) with 1 save in 6 games (3 GS)
- DFA by the Brewers on May 1; claimed by the Mets on May 7...made 3 starts for the Mets before being placed on the DL (5/24-8/19) with a sprained left knee.

#### 2016:

- Split the year with the Twins and Triple-A Rochester...in 19 games (12 GS) for Minnesota, was 3-5, 5.71 (44 ER, 69.1 IP)
- On the 15-day DL, Aug. 12-Sept. 8, with left biceps tendinitis

#### 2015:

- Made 24 appearances (23 GS) with the Twins, going 9-5, 3.92 (56 ER, 128.2 IP) with 1 save with 91 strikeouts
- On the 15-day DL, Aug. 1-15, with a left elbow strain

#### 2014:

- Started the season by making 16 starts with the Athletics, posting a record of 6-3 with a 3.55 ERA (38 ER, 96.1 IP) with 61 strikeouts
- Optioned to Triple-A Sacramento on July 5, where he made 4 starts
- Acquired by Minnesota from Oakland on July 31 in exchange for Sam Fuld (OF)
- Made 1 start with Triple-A Rochester before joining the Twins...went 0-1, 7.06 ERA (17 ER, 21.2 IP) with 14 strikeouts in 6 games (5 GS) with the Twins

#### 2013:

- Spent most of the season with Oakland, going 12-9, 4.14 (72 ER, 156.1 IP) with 126 strikeouts in 28 games (26 GS)

#### 2012:

- Acquired by Oakland from Washington on Dec. 23, 2011 in a 6-player deal
- Was 13-10, 3.74 (79 ER, 190.0 IP) with 137 strikeouts in 31 starts for the Athletics

#### 2011:

- Was 12-6, 3.22 (53 ER, 148.1 IP) in 24 starts at Triple-A Syracuse
- In his Major League debut on Sept. 3 vs. the Mets, belted a 3-run home run in his first plate appearance
- In 5 starts for the Nationals, was 1-0, 3.81 ERA (11 ER, 26.0 IP)
- His first ML win came on Sept. 15 at the Mets
- Was named an International League All-Star

#### 2010:

- Washington's Minor League Pitcher of the Year...Eastern League Mid-Season All-Star...MiLB.com Organization All-Star
- In 27 starts with Double-A Harrisburg, was 12-5, 2.85 (50 ER, 158.0 IP)
- Led the Eastern League in strikeouts

#### 2009:

- Led Nationals minor leaguers and Carolina League with 12 wins
- in 27 games (25 GS) with High-A Potomac, was 12-5, 2.91 (49 ER, 151.1 IP) with 106 strikeouts

## MILONE (CONTINUED)

### 2008:

- Made pro debut with 13 games (10 GS) between Short-Season-A Vermont and Single-A Hagerstown

### Personal:

- Resides in Santa Clarita, CA with wife, Tina, and daughter, Mia
- Graduated from Saugus (CA) High School in 2005
- Played at USC for three seasons (2006-08)
- Pitched for Chatham in the Cape Cod League, where he received the 2007 BFC Whitehouse Award as the league's top pitcher.

## MILONE'S CAREER PLAYING RECORD

Year	Tm	Lg	W-L	ERA	G	GS	CG	SHO	SV	IP	H	R	ER	HR	HBP	BB	SOWP	BK	
2008	Hagerstown	SAL	0-3	2.89	7	7	0	0	0	37.1	36	16	12	0	0	6	27	0	0
	Vermont	NYP	1-3	4.57	6	3	0	0	0	21.2	27	12	11	4	0	3	22	0	0
2009	Potomac	CAR	12-5	2.91	27	25	0	0	0	151.1	144	57	49	9	5	36	106	8	1
2010	Harrisburg	EAS	12-5	2.85	27	27	2	0	0	158.0	161	57	50	10	4	23	155	7	2
2011	WSN	NL	1-0	3.81	5	5	0	0	0	26.0	28	11	11	2	2	4	15	0	0
	Syracuse	IL	12-6	3.22	24	24	0	0	0	148.1	137	55	53	9	1	16	155	3	2
2012	OAK	AL	13-10	3.74	31	31	1	0	0	190.0	207	90	79	24	4	36	137	2	0
2013	OAK	AL	12-9	4.14	28	26	1	0	0	156.1	160	83	72	25	2	39	126	1	0
	Sacramento	PCL	0-0	1.74	2	2	0	0	0	10.1	16	5	2	0	0	1	15	0	0
2014	OAK	AL	6-3	3.55	16	16	0	0	0	96.1	91	42	38	12	4	26	61	0	0
	MIN	AL	0-1	7.06	6	5	0	0	0	21.2	37	21	17	4	1	11	14	0	0
	Sacramento	PCL	1-1	6.43	4	4	0	0	0	21.0	28	16	15	5	0	9	17	1	0
	Rochester	IL	0-1	1.29	1	1	0	0	0	7.0	6	1	1	0	0	2	3	1	0
2015	MIN	AL	9-5	3.92	24	23	0	0	1	128.2	128	64	56	17	1	36	91	3	0
	Rochester	IL	4-0	0.70	5	5	1	1	0	38.2	25	3	3	2	0	3	47	1	0
2016	MIN	AL	3-5	5.71	19	12	0	0	0	69.1	84	53	44	15	1	22	49	3	1
	Rochester	IL	4-0	1.66	7	7	0	0	0	48.2	41	11	9	4	1	4	41	1	0
2017	MIL	NL	1-0	6.43	6	3	0	0	0	21.0	29	15	15	6	0	2	16	0	0
	NYM	NL	0-3	8.56	11	5	0	0	0	27.1	36	28	26	9	0	12	22	0	0
	Binghamton	EAS	1-0	4.95	4	4	0	0	0	20.0	26	11	11	8	0	2	11	0	0
	GCL Mets	GCL	0-1	10.80	1	1	0	0	0	1.2	2	2	2	0	0	1	3	0	0
2018	WSN	NL	1-1	5.81	5	4	0	0	0	26.1	37	17	17	7	1	1	23	0	0
	Syracuse	IL	7-4	4.19	20	20	1	0	0	109.2	101	52	51	11	3	24	113	2	1
	Harrisburg	EAS	0-0	0.00	1	1	0	0	0	2.0	2	0	0	0	0	1	2	0	0
<b>Minor Lg Totals</b>			<b>54-29</b>	<b>3.12</b>	<b>136</b>	<b>131</b>	<b>4</b>	<b>1</b>	<b>0</b>	<b>775.2</b>	<b>752</b>	<b>298</b>	<b>269</b>	<b>62</b>	<b>14</b>	<b>131</b>	<b>717</b>	<b>24</b>	<b>6</b>
<b>Major Lg Totals</b>			<b>46-37</b>	<b>4.42</b>	<b>151</b>	<b>130</b>	<b>2</b>	<b>0</b>	<b>2</b>	<b>763.0</b>	<b>837</b>	<b>424</b>	<b>375</b>	<b>121</b>	<b>16</b>	<b>189</b>	<b>554</b>	<b>9</b>	<b>1</b>

### TROY NEEL WINS 1992 BATTING TITLE

Troy Neel's .351 batting average in 1992 earned him the PCL Batting Crown. Neel is the only Tacoma player to accomplish this feat. He beat out Edmonton's Tim Salmon by .004 points.



# ANTHONY MISIEWICZ

## LHP

**BORN:** 11/01/1994 IN DETROIT, MI  
**RESIDES:** MT. CLEMENS, MI

**ACQUIRED:** TRADED FROM TAMPA BAY TO SEATTLE IN EXCHANGE FOR FUTURE CONSIDERATIONS ON DEC. 13, 2017.

**DRAFTED:** SELECTED BY SEATTLE IN THE 18TH ROUND OF THE 2015 DRAFT.

**HEIGHT:** 6' 1"    **WEIGHT:** 200    **BATS:** RIGHT    **THROWS:** LEFT    **AGE:** 24

### MISIEWICZ'S CAREER SUMMARY

Single-Game Career High...	IP	H	R	ER	HR	K	BB
	9.0	12 (3x)	10	9	3 (4x)	10	4 (3x)
	8/27/17	5/19/18	7/25/18	7/25/18	7/25/18	6/4/17	7/30/18

#### 2018:

- Made 21 starts with Double-A Arkansas
- Was on the 7-day disabled list with a left forearm strain, May 31-June 28; included appearing in 2 games on rehab assignment with the AZL Mariners: June 18 at AZL Royals (2.0,1,0,0,0,3) and June 23 vs. AZL Rangers (3.0,1,0,0,0,1)
- Struck out a season-high 8 batters in 6.0 innings on Aug. 16 at Frisco (6.0,6,2,2,0,8)  
Played for Peoria Javelinas in the Arizona Fall League.

#### 2017:

- Split time between Advanced-A Modesto (16 GS), Double-A Arkansas (7 GS), and Double-A Montgomery (5 GS)...combined to go 11-6 with a 4.51 ERA (74ERx147.2IP)...posted career-best marks in wins and strikeouts (141).
- Opened the year with Modesto, and over two stints with the club went 5-2 with a 4.96 ERA (43ERx78.0IP) across 16 starts.
- Named California League Pitcher of the Week twice...May 1-7 made one start against Lake Elsinore (7.0,1,0,0,1,8), earning the win...June 5-11 made one start against Stockton (7.0,2,0,0,1,8), earning the win.
- Logged two stints with Arkansas (June 23-26, July 6-Aug. 6) and combined to go 3-3 with a 4.35 ERA (20ERx41.1IP) with the Travelers.
- Traded from Seattle to Tampa Bay along with teammate Luis Rengifo (inf) and a player to be named later in exchange for Mike Marjama (c) and Ryan Garton (rhp) on August 6...reported to Montgomery on August 10.
- Spent remainder of the year with the Biscuits, going 3-1 with a 3.49 ERA (11ERx28.1IP) in five starts.
- Named Southern League Pitcher of the Week for August 21-27...made two starts, allowing just eight hits and one earned run over 15.0 innings of work...included first career complete-game shutout on August 27 against Mobile (9.0,5,0,0,1,2).
- Combined over the course of the season to hold opposing hitters to a .261 (148x566) batting average...righties hit .247 (90x365), while left-handers hit .289 (58x201).
- Honored as a Seattle Organizational All-Star by MiLB.com following the season.
- Traded back from Tampa Bay to Seattle in exchange for Future Considerations on December 13, 2017.

#### 2016:

- Spent a full season with Advanced-A Bakersfield (29 GS)...went 7-10 with a 4.79 ERA (84ERx157.2IP)...set career-high marks in games, games started, innings pitched, and losses.
- Led all Minor League pitchers in games started (29)...also ranked among California League's top five pitchers in innings pitched (second, 157.2) and home runs allowed (tied-third, 21).
- Named California League Pitcher of the Week for April 25 - May 1...logged an eight-inning shutout on April 29 at Inland Empire (8.0,2,0,0,1,4).
- Tossed first career complete game on July 8 at Visalia (8.0,6,2,2,0,5,HR)...took the loss.
- Posted nine quality starts (6.0+ IP, three or fewer ER allowed) among 14 starts that went at least 6.0 innings.
- Went 6-2 with a 3.67 ERA (34ERx83.1IP) across 14 road starts...went 1-8 with a 6.05 ERA (50ERx74.1IP) during 15 home starts.
- Limited opposing hitters to a .272 (166x611) batting average...right-handers hit .301 (126x418), while lefties hit just .207 (40x193).

#### 2015:

- Began professional career with short-season Everett (14 G, 7 GS)...went 3-2 with a 2.14 ERA (11ERx46.1IP)...set career-best marks in ERA and opponent batting average (.189/30x159).
- Made pro debut in relief on June 22 against Eugene (1.2,4,3,3,1,2).
- Logged first career start on June 27 against Boise (3.0,2,0,0,1,2).
- Earned first career win in relief on July 2 at Tri-City (3.0,2,1,1,1,1).
- Limited opposing hitters to a .189 (30x159) batting average...righties hit .172 (20x116), while lefties hit .233 (10x43).

# MISIEWICZ'S CAREER PITCHING RECORD

Year	Team	LG	W-L	ERA	G	GS	CG	SHO	SV	IP	H	R	ER	HR	HB	BB	SO	WP	BK
2015	Everett	NWL	3-2	2.14	14	7	0	0	0	46.1	30	11	11	1	0	10	40	1	0
2016	Bakersfield	CAL	7-10	4.79	29	29	1	0	0	157.2	166	91	84	21	1	47	115	10	0
2017	Modesto	CAL	5-2	4.96	16	16	0	0	0	78.0	82	47	43	6	2	27	85	7	0
	Arkansas	TEX	3-3	4.35	7	7	0	0	0	41.1	40	20	20	4	1	11	32	3	0
	Montgomery	SOU	3-1	3.49	5	5	1	1	0	28.1	26	12	11	3	0	5	24	1	0
2018	Arkansas	TEX	3-12	5.51	21	21	0	0	0	98.0	133	73	60	14	1	29	91	4	0
	AZL Mariners	AZL	0-0	0.00	2	2	0	0	0	5.0	2	0	0	0	0	0	4	0	0
<b>Minor Lg Totals</b>			<b>24-30</b>	<b>4.53</b>	<b>94</b>	<b>87</b>	<b>2</b>	<b>1</b>	<b>0</b>	<b>454.2</b>	<b>479</b>	<b>254</b>	<b>229</b>	<b>49</b>	<b>5</b>	<b>129</b>	<b>391</b>	<b>26</b>	<b>0</b>

## TACOMA YEARLY ALL-STAR GAME SELECTIONS

YR	LOCATION	SELECTION(S)
1960	Spokane	<b>Tom Haller (c)</b> , <b>Jose Pagan (ss)</b> , Danny O'Connell (ph), Eddie Fisher (p)
1961	Seattle	Bob Farley (1b), Dick Phillips (3b), Dom Zanni (p), Red Davis (coach)
1962	Portland	<b>Gil Garrido (ss)</b> , Dick Phillips (2b)
1963	Spokane	Tim Talton (c), Gil Garrido (ss), Danny Rivas (p)
1973	Albuquerque	<b>Craig Kusick (dh)</b> , Glenn Borgmann (c), <b>Charley Manuel (lf)</b> , <b>Rick Renick (3b)</b>
1974	Tacoma	Mark Wiley (p), <b>Juan Veintidos (p)</b> , <b>Rick Renick (dh)</b> , <b>Lyman Bostock (rf)</b> , Cal Ermer (coach)
1975	Sacramento	<b>Dave McKay (ss)</b> , Eddie Bane (p), Rocky Stone (p)
1988	Buffalo	<b>Lance Blankenship (2b)</b> , Ed Jurak (ss)
1989	Columbus	Bryan Clark (p)
1990	Las Vegas	Joe Bitker (p), <b>Scott Chiamparino (p)</b>
1991	Louisville	Kevin Campbell (p)
1992	Richmond	Gus Polidor (2b)
1993	Albuquerque	<b>Kurt Abbott (ss)</b> , Webster Garrison (2b), Walt Horn (trainer)
1994	Nashville	Scott Lydy (of)
1995	Scranton/Wilkes-Barre	Jeff Darwin (p)
1996	Salt Lake City	<b>James Bonnici (dh)</b> , <b>Greg Pirkir** (1b)</b>
1997	Des Moines	Brian Raabe (3b), <b>Alan Zinter (c)</b> , Dan Rohrmeier (dnp)
1998	Norfolk	Steve Gajkowski (p), Dave Myers (coach)
1999	New Orleans	<b>Ozzie Timmons (dh)</b>
2000	Rochester	Brian Leshar (1b), Ryan Anderson (p), Randy Roetter (trainer)
2001	Indianapolis	<b>Ramon Vazquez (ss)</b> , <b>Juan Thomas (dh)</b> , <b>Denny Stark (p)</b> , Todd Betts (1b)
2002	Oklahoma City	Dan Rohn (manager), <b>Aaron Holbert (ss)</b> , Aquilino Lopez (p)
2003	Memphis	<b>Pat Borders (c)</b>
2004	Pawtucket	George Sherrill (p), Bucky Jacobsen** (dh), Scott Atchison (p)
2005	Sacramento	Masao Kida (p), Felix Hernandez (elected, DNP)
2006	Toledo	Adam Jones (of - DNP), Mike Curto (broadcaster)
2007	Albuquerque	<b>Adam Jones (of)</b> , <b>Justin Lehr (p)</b>
2008	Louisville	Oswaldo Navarro (ss)
2009	Portland	Bryan LaHair (1b), Dwight Bernard (coach), Tom Newberg (trainer)
2010	Lehigh Valley	Daren Brown (manager), Chris Seddon (p)
2011	Salt Lake	Josh Lueke (p)
2012	Buffalo	<b>Luis Jimenez (dh)</b> , Guillermo Quiroz (c)
2013	Reno	Brian Moran (lhp), Carlos Peguero (of)
2014	Durham	Logan Kensing (p), <b>Nick Franklin (2b)</b> , <b>Chris Taylor (ss)</b> , <b>Gabriel Noriega (3b)</b>
2015	Omaha	<b>Jesus Montero (inf)</b> , <b>Ketel Marte (inf)</b> , Forrest Snow (rhp)
2016	Charlotte	<b>Stefen Romero (of)</b> , Blake Parker (rhp)
2017	Tacoma	Daniel Vogelbach (inf), Jean Machi (rhp)
2018	Columbus	Shawn Armstrong (rhp)
<b>BOLD</b> indicates starter		***won home run derby

FRONT OFFICE

CHENEY STADIUM

COACHES/STAFF

2019 RAINIERS

2018 SEASON REVIEW

OPPONENTS

HISTORY & RECORDS

MEDIA & MISC.



# KRISTOPHER NEGRÓN

## UTL

**BORN:** 02/01/1986 IN WILLINGBORO, NJ  
**RESIDES:** NAPA, CA

**ACQUIRED:** IN A TRADE WITH ARIZONA ON AUG. 30, 2018

**DRAFTED:** SELECTED BY BOSTON IN THE 7TH ROUND OF THE 2006 DRAFT

**HEIGHT:** 6'      **WEIGHT:** 182      **BATS:** RIGHT      **THROWS:** RIGHT      **AGE:** 33

### NEGRÓN'S CAREER SUMMARY

Single-Game Career High...	R	H	2B	3B	HR	RBI	SB
	4	5 (2x)	2 (5x)	2	2 (4x)	5	3
	6/25/09	8/5/17	5/31/18	6/23/17	7/13/17	8/22/08	8/21/09

#### 2018:

- Hit .219 (7x32) with 6 runs, 1 home run, 4 RBI, 1 walk and 2 stolen bases in 20 games with the Diamondbacks (2 G) and Mariners (18 G).
- Appeared in 18 games with the Mariners, batting .207 (6x29) with 6 runs, 1 home run, 3 RBI, 1 walk and 2 stolen bases.
- Acquired by Seattle from Arizona in exchange for cash considerations on Aug. 30.
- Appeared defensively at 5 different positions: 3rd base (4 GS), left field, (4 G, 2 GS), right field (2 GS), 2nd base (2 G, 1 GS) and shortstop (2 G).
- Went 3-for-4 with 2 runs, 1 home run and 2 RBI on Sept. 15 at the Angels.
- Spent most of the season with Triple-A Reno (ARI), batting .283 (105x371) with 71 runs, 17 doubles, 5 triples, 15 home runs, 45 RBI, 43 walks and 10 steals in 118 games

#### 2017:

- Hit .160 with 1 double and 1 RBI in 14 games with Arizona
- Selected from Triple-A Reno on Sept. 1
- In 120 games with Triple-A Reno, hit .300 (116x387) with 17 doubles, 11 triples, 13 homers and 64 RBI

#### 2016:

- Signed by Chicago-NL as a minor league free agent on Jan. 15
- Non-roster invitee to Spring Training
- Spent the entire season with Triple-A Iowa, hitting .256 (96x375) with 20 doubles, 4 triples, 9 home runs, 46 RBI and 23 steals in 117 games

#### 2015:

- Made the Reds Opening Day roster
- Split time between Triple-A Louisville and the Reds, appearing in 102 games with the two teams
- Made starts at every position for the Reds except for pitcher and catcher
- Hit .140 (13x93) with the Reds
- At Triple-A Louisville, hit .216 (44x204) with 5 doubles, 1 triple, 4 home runs and 15 RBI in 59 games

#### 2014:

- Appeared in a career-high 49 games at the Major League level after being recalled from Triple-A Louisville July 10
- Hit .271 (39x144) with 10 doubles, 1 triple, 6 home runs and 17 RBI with Cincinnati.
- Began the season in Louisville, appearing in 75 games and batting .269 (59x219) with 15 doubles, 3 triples, 3 home runs and 25 RBI
- Made his only pro pitching appearance May 27 vs. Triple-A Scranton/W-B, tossing a scoreless inning

#### 2013:

- Spent season at Triple-A Louisville, appearing at shortstop, third base, left field, right field, second base, first base and center field
- Hit .225 (75x334) with 14 doubles, 1 triple, 5 home runs, 30 RBI and 11 stolen bases in 116 games

#### 2012:

- Made his big league debut with Cincinnati on June 7 vs. Pittsburgh as a pinch-runner, appearing in 4 games from June 6-17 and hitting .250 (1x4) with 2 runs
- Spent rest of the season with Triple-A Louisville, where he hit .218 (62x284) with 13 doubles, 2 triples, 6 home runs, 20 RBI in 74 games before suffering a season-ending knee injury on July 5

#### 2011:

- Spent season at Triple-A Louisville, batting .216 (90x417) with 16 doubles, 4 triples, 9 home runs, 45 RBI and 11 steals in 123 games
- Ranked 2nd on the club in games played

# NEGRON (CONTINUED)

## 2010:

- Spent the majority of the season with Double-A Carolina, but made 7 appearances in two stints with Triple-A Louisville
- Combined to hit .269 (132x491) with 20 doubles, 6 triples, 11 home runs, 41 RBI and 35 stolen bases (2nd among all Reds minor leaguers)

## 2009:

- Began the season in the Boston organization before being traded to Cincinnati on Aug. 14
- Between Single-A Salem (BOS), Single-A Sarasota (CIN) and Double-A Carolina (CIN), hit a combined .259 (126x560) with 19 doubles, 4 triples, 6 home runs and 41 RBI

## 2008:

- Appeared with three clubs in the Red Sox organization: Single-A Greenville (92 G), AA Portland (4 G) and Single-A Lancaster (33 G)
- Ranked among Red Sox minor league leaders in games (129, 2nd), triples (8, T2nd), steals (31, 3rd) and runs (73, 10th)

## 2007:

- Started the season in Single-A Greenville, batting .226 (91x403) with 61 runs, 11 doubles, 4 triples and 3 home runs in 112 games
- Appeared in 3 games with Single-A Lancaster
- Finished the season with 31 steals, 2nd-most among Red Sox minor leaguers

## 2006:

- Began his pro career with the GCL Red Sox, where he appeared in 41 games
- Transferred to Single-A Lowell on Aug. 26, going 11-for-28 (.393) in 9 games

## Personal:

- Resides in Napa, CA
- Graduated from Vanden HS (CA)
- During his college career with Consumnes River College, was named the California Community College Baseball Conference MVP in 2007

# NEGRON'S CAREER PLAYING RECORD

Year	Team	LG	AVG	G	AB	R	H	2B	3B	HR	RBI	BB	SO	SB	CS	OBP	SLG	SF	SAC	HP	
2006	Lowell	NYP	.393	9	28	8	11	2	1	0	5	4	2	5	1	.485	.536	0	2	1	
	Red Sox	GCL	.261	41	142	19	37	6	2	2	16	12	20	10	0	.340	.373	0	3	5	
2007	Lancaster	CAL	.182	3	11	3	2	0	0	0	0	0	2	2	0	.308	.182	0	0	2	
	Greenville	SAL	.226	112	403	61	91	11	4	3	29	46	97	29	7	.325	.295	0	5	13	
2008	Portland	EAS	.143	4	7	0	1	1	0	0	0	1	2	0	0	.250	.286	0	1	0	
	Lancaster	CAL	.328	33	116	23	38	8	3	7	19	5	25	6	1	.377	.629	3	1	6	
2009	Greenville	SAL	.244	92	311	50	76	15	5	1	27	31	48	25	5	.329	.334	4	6	10	
	Carolina	SOU	.241	15	54	11	13	2	0	2	5	8	7	4	1	.379	.389	0	1	4	
2010	Salem	CAR	.264	111	409	69	108	17	4	3	34	39	83	20	3	.338	.347	2	6	8	
	Sarasota	FSL	.208	8	24	6	5	0	0	1	2	5	8	3	1	.345	.333	0	0	0	
2011	Louisville	IL	.190	7	21	1	4	1	0	0	0	0	6	1	0	.190	.238	0	0	0	
	Carolina	SOU	.272	120	470	79	128	19	6	11	41	51	97	34	9	.361	.409	3	7	16	
2012	Louisville	IL	.216	123	417	54	90	16	4	9	45	22	102	11	1	.269	.338	5	11	10	
	CIN	NL	.250	4	4	2	1	0	0	0	0	1	2	0	0	.400	.250	0	0	0	
2013	Louisville	IL	.218	74	284	34	62	13	2	6	20	22	77	17	3	.287	.342	2	5	6	
	Louisville	IL	.225	116	334	31	75	14	1	5	30	26	93	11	3	.295	.317	4	6	9	
2014	CIN	NL	.271	49	144	19	39	10	1	6	17	12	40	5	0	.331	.479	0	1	1	
	Louisville	IL	.269	75	219	33	59	15	3	25	14	54	9	2	.328	.406	0	2	5		
2015	CIN	NL	.140	43	93	5	13	2	0	0	2	9	23	2	0	.238	.161	0	2	3	
	Louisville	IL	.216	59	204	13	44	5	1	4	15	15	47	3	1	.280	.309	2	5	4	
2016	Iowa	PCL	.256	117	375	47	96	20	4	9	46	20	90	23	6	.308	.403	6	7	11	
2017	ARI	NL	.160	14	25	3	4	1	0	0	1	4	7	0	0	.300	.200	0	1	1	
	Reno	PCL	.300	120	387	70	116	17	11	13	64	35	88	13	3	.366	.501	3	5	7	
2018	SEA	AL	.207	18	29	6	6	0	0	1	3	1	9	2	0	.233	.310	0	0	0	
	ARI	NL	.333	2	3	0	1	0	0	0	1	0	0	0	0	.333	.333	0	0	0	
	Reno	PCL	.283	118	371	71	105	17	5	15	45	43	121	10	3	.368	.477	2	1	8	
<b>Minor Lg Totals</b>				<b>.253</b>	<b>1357</b>	<b>4587</b>	<b>683</b>	<b>1161</b>	<b>199</b>	<b>56</b>	<b>94</b>	<b>468</b>	<b>399</b>	<b>1069</b>	<b>236</b>	<b>50</b>	<b>.327</b>	<b>.382</b>	<b>36</b>	<b>74</b>	<b>125</b>
<b>Major Lg Totals</b>				<b>.215</b>	<b>130</b>	<b>298</b>	<b>35</b>	<b>64</b>	<b>13</b>	<b>1</b>	<b>7</b>	<b>24</b>	<b>27</b>	<b>81</b>	<b>9</b>	<b>0</b>	<b>.291</b>	<b>.336</b>	<b>0</b>	<b>4</b>	<b>5</b>

FRONT OFFICE

CHENEY STADIUM

COACHES/STAFF

2019 RAINIERS

2018 SEASON REVIEW

OPPONENTS

HISTORY & RECORDS

MEDIA & MISC.

## AUSTIN NOLA



BORN: 12/28/1989 IN BATON ROUGE, LA

C

ACQUIRED: SIGNED AS A FREE AGENT ON NOV. 8, 2018

DRAFTED: SELECTED BY MIAMI IN THE 5TH ROUND OF THE 2012 DRAFT

HEIGHT: 6'      WEIGHT: 205      BATS: RIGHT      THROWS: RIGHT      AGE: 29

## NOLA'S CAREER SUMMARY

Single-Game Career High...	R	H	2B	3B	HR	RBI	SB
	3 (5x)	4 (5x)	3	1 (11x)	2	4	3
	8/14/16	8/29/17	5/15/14	7/2/16	4/10/16	6/11/17	6/5/14

## 2018:

- In 69 games with Triple-A New Orleans, hit .279 (63x226) with 26 runs, 16 doubles, 2 homer and 32 RBI...vs. lefties, hit .367 (18x49), compared to .254 (45x177) vs. right-handers.

## 2017:

- In first season as a catcher, split time between Double-A Jacksonville and Triple-A New Orleans
- Promoted to New Orleans on June 30.

## 2016:

- Hit a career-best 6 homers in 113 games with Triple-A New Orleans
- Began converting from infielder to catcher in the Arizona Fall League

## 2015:

- Split the year between Double-A Jacksonville (69 G) and Triple-A New Orleans (61 G)

## 2014:

- Tied for Southern League lead in walks (77)

## 2013:

- Spent the season with Single-A Jupiter

## 2012:

- Made pro debut with Short-Season-A Jamestown

## Personal:

- Played 4 seasons at LSU (2009-12), where he was teammates with brother, Aaron, as a senior in 2012
- Attended Catholic (LA) High School
- 2008 Gatorade State Player of the Year.

## NOLA'S CAREER PLAYING RECORD

Year	Team	LG	AVG	G	AB	R	H	2B	3B	HR	RBI	BB	SO	SB	CS	OBP	SLG	SF	SAC	HP	
2012	Greensboro	SAL	.217	50	175	20	38	10	0	1	16	24	26	5	2	.313	.291	1	4	1	
	Jamestown	NYP	.189	15	53	2	10	0	0	0	2	7	3	0	1	.279	.189	1	1	0	
2013	Jupiter	FSL	.232	124	413	39	96	22	3	1	40	54	92	6	3	.331	.308	2	12	8	
2014	Jacksonville	SL	.259	134	499	68	129	21	5	1	53	77	94	8	5	.368	.327	5	2	12	
2015	New Orleans	PCL	.280	61	207	18	58	11	1	0	18	22	40	0	1	.355	.343	2	4	3	
	Jacksonville	SL	.211	69	256	26	54	13	1	1	26	27	50	0	0	.286	.281	8	2	3	
2016	New Orleans	PCL	.261	113	372	34	97	23	1	6	44	24	56	4	1	.308	.376	1	8	2	
2017	New Orleans	PCL	.202	29	89	7	18	4	0	1	6	10	16	0	0	.287	.281	1	4	1	
	Jacksonville	SL	.250	54	168	21	42	7	0	2	25	25	26	3	2	.352	.327	1	1	2	
2018	New Orleans	PCL	.279	69	226	26	63	16	0	2	32	27	43	2	0	.370	.376	2	0	7	
Minor Lg Totals				.246	718	2458	261	605	127	11	15	262	297	446	28	15	.334	.325	24	38	39



# AARON NORTHCRAFT

**BORN:** 05/28/1990 IN TUCSON, AZ

**RHP**

**ACQUIRED:** SIGNED WITH SEATTLE AS A MINOR LEAGUE FREE AGENT ON JAN. 2, 2019

**HEIGHT:** 6' 4"    **WEIGHT:** 220    **BATS:** RIGHT    **THROWS:** RIGHT    **AGE:** 28

## NORTHCRAFT'S CAREER SUMMARY

Single-Game Career High...	IP	H	R	ER	HR	K	BB
	7.1	11 (2x)	9	8	3	10	7 (2x)
	8/13/14	7/24/16	8/17/12	7/16/12	6/28/13	6/22/12	8/29/14

### 2018:

- Did not pitch

### 2017:

- Did not pitch

### 2016:

- Split season between Triple-A El Paso and AA San Antonio, appearing in 28 games, 13 starts

### 2015:

- Split season between Triple-A El Paso and AA San Antonio, appearing in 39 games, 7 starts

### 2014:

- Split the season between Double-A Mississippi and Triple-A Gwinnett, posting a combined 7-10 record with a 4.70 ERA in 26 games, 24 starts
- Began the season with the Double-A Mississippi Braves, where he was named a Southern League mid-season All-Star after he went 7-3 with a 2.88 ERA (21 ER, 65.2 IP) and 62 strikeouts against 24 walks in 13 games, 12 starts
- Promoted to Gwinnett on June 24 for his first career Triple-A stint and went 0-7 with a 6.54 ERA (47 ER, 64.2 IP) and 51 strikeouts against 31 walks in 13 games, 12 starts
- Following the season, appeared in 6 games, all starts, for Peoria of the Arizona Fall League, going 2-3 with a 2.42 ERA (6 ER, 22.1 IP) and 14 strikeouts against 9 walks

### 2013:

- Spent the entire 2013 season with Double-A Mississippi...led the club in starts and innings pitched (137.0), while ranking second in strikeouts and tied for second in wins
- Following the season, pitched for Peoria of the Arizona Fall League, going 1-5 with a 8.00 ERA in 7 starts

### 2012:

- Held opposing hitters to a .256 (79x308) batting average...right-handers hit .225 (36x160), while lefties hit .291 (43x148).

### 2011:

- Pitched the entire season with High-A Lynchburg...led the Carolina League in strikeouts and ranked tied for 8th in all of Minor League Baseball
- His 9.49 strikeouts per nine innings led the league and ranked 3rd among minor league pitchers with at least 150.0 IP

### 2010:

- Spent the entire season with Single-A Rome...ranked 7th among Braves farmhands and 6th in the South Atlantic League in ERA

### 2009:

- Split the season between Rookie-Level Danville and Single-A Rome
- Selected as the July Pitcher of the Month for Danville (3-0, 1.37 ERA)

### 2009:

- Appeared in 11 games, 10 starts, for the Rookie-Level GCL Braves

### Personal:

- Graduated from Mater Dei (CA) High School
- Originally selected by the Atlanta Braves in the 10th round of the 2009 MLB First-Year Player Draft



# NORTHCRAFT'S CAREER PITCHING RECORD

Year	Team	LG	W-L	ERA	G	GS	CG	SHO	SV	IP	H	R	ER	HR	HB	BB	SO	WP	BK
2009	GCL Braves	GCL	1-2	4.50	11	10	0	0	0	40.0	33	26	20	2	9	21	31	4	0
2010	Rome	SAL	1-3	8.16	4	3	0	0	0	14.1	21	18	13	1	1	15	8	4	0
	Danville	APP	6-1	2.73	10	9	0	0	0	52.2	44	18	16	1	9	9	38	6	0
2011	Rome	SAL	7-8	3.34	23	19	0	0	0	113.1	108	53	42	8	12	41	88	9	0
2012	Lynchburg	CAR10-11	3.98	27	27	2	1	0	0	151.2	143	83	67	4	8	53	160	9	0
2013	Mississippi	SL	8-8	3.42	26	26	0	0	0	137.0	124	66	52	7	14	51	121	5	2
2014	Gwinnett	IL	0-7	6.54	13	12	0	0	0	64.2	86	50	47	6	8	31	51	4	0
	Mississippi	SL	7-3	2.88	13	12	0	0	0	65.2	57	21	21	2	3	24	62	2	0
2015	El Paso	PCL	3-4	5.58	19	5	0	0	0	40.1	48	27	25	4	2	25	27	1	0
	San Antonio	TEX	1-2	2.93	20	2	0	0	0	43.0	34	15	14	2	3	15	32	4	0
2016	El Paso	PCL	5-1	5.04	21	6	0	0	1	50.0	61	33	28	5	3	21	46	1	0
	San Antonio	TEX	2-2	2.88	7	7	0	0	0	40.2	33	15	13	4	5	9	27	3	0
<b>Minor Lg Totals</b>			<b>51-52</b>	<b>3.96</b>	<b>194</b>	<b>138</b>	<b>2</b>	<b>1</b>	<b>1</b>	<b>813.1</b>	<b>792</b>	<b>425</b>	<b>358</b>	<b>46</b>	<b>77</b>	<b>315</b>	<b>691</b>	<b>52</b>	<b>2</b>

FRONT  
OFFICE

CHENEY  
STADIUM

COACHES/STAFF

2019  
RAINERS

2018 SEASON  
REVIEW

OPPONENTS

HISTORY &  
RECORDS

MEDIA &  
MISC.



# TITO POLO

# OF

**BORN:** 08/23/1994 IN SAN ANDRES ISLAS, COL.  
**RESIDES:** SAN ANDRES ISLAS, COLOMBIA

**ACQUIRED:** SIGNED AS A FREE AGENT ON NOV. 28, 2018

**DRAFTED:** SIGNED BY PITTSBURGH AS A NON-DRAFTED FREE AGENT ON MARCH 15, 2012

**HEIGHT:** 5'9"      **WEIGHT:** 190      **BATS:** RIGHT      **THROWS:** RIGHT      **AGE:** 24

## POLO'S CAREER SUMMARY

Single-Game Career High...	R	H	2B	3B	HR	RBI	SB
	4 (2x)	4 (5x)	2 (5x)	1 (24x)	2	5 (2x)	4
	6/27/17	7/15/17	7/2/17	4/28/18	6/1/16	8/26/14	4/13/18

### 2018:

- In 46 games with Double-A Birmingham, .245 (40x163) with 22 runs, 6 doubles, 3 triples, 1 home run and 8 RBI
- Hit safely in 21 of his first 32 games
- Appeared in 7 games on rehab assignment with AZL White Sox

### 2017:

- In 60 games with High-A Tampa, stole 20 bases...Florida State League Mid-Season All-Star
- Hit .382 (21x55) in 14 games with Double-A Trenton
- On July 18, acquired by the White Sox in 7-player deal

### 2016:

- South Atlantic League Mid-Season All-Star
- Acquired by the Yankees on Aug. 30 as a PTBNL in an Aug. 1 deal that sent Ivan Nova (RHP) to the Pirates

### 2015:

- T-4th in South Atlantic League with 46 steals

### 2014:

- Hit .291 (46x158) in 44 games with GCL Pirates

### 2013:

- DSL Mid-Season All-Star

### 2012:

- Made pro debut at the age of 17 with DSL Pirates

### Personal:

- Resides in San Andres Islas, Colombia

## POLO'S CAREER PLAYING RECORD

Year Team	LG	AVG	G	AB	R	H	2B	3B	HR	RBI	BB	SO	SB	CS	OBP	SLG	SF	SAC	HP
2012 Pirates 2	DSL	.091	7	11	1	1	0	0	0	0	0	4	0	2	.091	.091	0	2	0
Pirates 1	DSL	.298	48	121	26	36	7	1	2	26	16	28	17	5	.427	.421	1	2	12
2013 Pirates 1	DSL	.275	45	160	29	44	3	3	2	16	15	41	22	5	.352	.369	0	5	4
2014 Pirates	GCL	.291	44	158	30	46	8	6	3	25	17	34	8	4	.374	.475	2	4	5
2015 West Virginia	SAL	.236	102	360	51	85	20	2	3	26	28	77	46	13	.313	.328	1	12	13
2016 Bradenton	FSL	.276	55	214	40	59	3	0	4	28	21	47	17	7	.351	.346	2	5	5
Tampa	FSL	.250	2	8	2	2	0	0	0	1	1	0	0	0	.333	.250	0	0	0
West Virginia	SAL	.302	54	225	46	68	14	3	12	37	13	47	20	10	.368	.551	1	1	11
2017 Birmingham	SL	.278	21	72	10	20	4	2	0	7	5	15	7	3	.342	.389	0	0	2
Trenton	EL	.382	14	55	14	21	4	1	1	17	6	8	7	1	.460	.545	0	1	2
Tampa	FSL	.289	60	235	42	68	10	6	4	20	16	62	20	6	.346	.434	1	2	5
2018 Birmingham	SL	.245	46	163	22	40	6	3	1	8	12	34	15	4	.313	.337	0	2	4
White Sox	AZL	.318	7	22	7	7	0	0	3	7	5	4	5	1	.448	.727	1	0	1
<b>Minor Lg Totals</b>		<b>.275</b>	<b>505</b>	<b>1804</b>	<b>320</b>	<b>497</b>	<b>79</b>	<b>27</b>	<b>35</b>	<b>218</b>	<b>155</b>	<b>401</b>	<b>184</b>	<b>61</b>	<b>.352</b>	<b>.407</b>	<b>9</b>	<b>36</b>	<b>64</b>



# MAX POVSE

## RHP

**BORN:** 08/23/1993 IN RALEIGH, NC  
**RESIDES:** CARY, NC

**ACQUIRED:** IN A 5-PLAYER TRADE WITH ATLANTA ON NOV. 28, 2016.

**DRAFTED:** SELECTED BY ATLANTA IN THE THIRD ROUND OF THE 2014 DRAFT.

<b>HEIGHT:</b>	<b>WEIGHT:</b>	<b>BATS:</b>	<b>THROWS:</b>	<b>AGE:</b>
6' 8"	239	RIGHT	RIGHT	25

### POVSE'S CAREER SUMMARY

Single-Game Career High...	IP	H	R	ER	HR	K	BB
	8.0 (2x)	11 (2x)	8 (2x)	8	2 (2x)	11	7
	6/11/18	9/2/17	5/10/18	5/10/18	4/30/18	7/2/16	5/10/18

#### 2018:

- Was 5-9 with a 5.46 ERA (59 ER, 97.1 IP) with 105 strikeouts and 47 walks in 18 starts with Double-A Arkansas and Triple-A Tacoma
- Was 1-6, 8.84 (36 ER, 36.2 IP) with 45 strikeouts and 28 walks in 8 starts with Tacoma...averaged 11.05 strikeouts per 9.0 innings (45 SO, 36.2 IP)
- Went 4-3 with a 3.41 ERA (23 ER, 60.2 IP) with 60 strikeouts and 19 walks in 10 starts with Arkansas...struck out a season-high 10 batters on May 31 at Midland...tied his career-high with 8.0 innings on June 11 vs. Northwest Arkansas
- Was on the minor league DL, July 15-end of season, with a right shoulder strain.

#### 2017:

- Logged time with Double-A Arkansas (9 G, 8 GS), Tacoma (13 G, 5 GS), and Seattle (3 G) during the season, combining to go 4-6 with a 5.33 ERA (44ERx74.1IP).
- Began the year with Arkansas, and pitched in nine games (eight starts) with the club, going 3-2 with a 3.46 ERA (15ERx39.0IP).
- Did not allow a run and surrendered just five hits over first two starts of the season (spanning 12.2 innings)...walked four and struck out 11.
- While with Arkansas, went 1-1 with a 1.93 ERA (3ERx14.0IP) while at home...posted a 2-1 record with a 4.32 ERA (12ERx25.0IP) on the road.
- Selected by Seattle on June 18, and made Major League debut four days later (June 22) in relief against Detroit (0,2,4,3,3,0,1,HR).
- Over three brief stints of time with the Mariners, posted a 7.36 ERA (3ERx3.2IP).
- Transferred to Tacoma on July 2 and combined to go 1-4 with a 7.39 ERA (26ERx31.2IP) over two periods of play with the Rainiers.
- As a reliever with Tacoma, went 1-1 with a 9.22 ERA (14ERx13.2IP)...as a starter went 0-3 with a 6.00 ERA (12ERx18.0IP).

#### 2016:

- Pitched for Advanced-A Carolina (15 GS) and Double-A Mississippi (11 GS)...combined to go 9-6 with a 3.36 ERA (59ERx158.0IP) and 139 strikeouts.
- Opened the season with Carolina, going 5-5 with a 3.71 ERA (36ERx87.1IP) and 91 strikeouts over 15 starts with the Mudcats.
- Earned Carolina League Mid-Season All-Star honors...posted a 5-4 record with a 3.51 ERA (29ERx74.1IP) in the first half...pitched one inning for in the all-star game (1,0,1,1,1,0,0).
- Named Carolina League Pitcher of the Week for opening week, April 7-17...went 1-0 over two starts without allowing a run, spanning 13.0 innings...opposing batters hit .098 (4x41) and struck out 14 times.
- Promoted to Mississippi on July 9 and spent the remainder of the season with the Braves...went 4-1 with a 2.93 ERA (23ERx70.2IP).
- Finished the year ranked second in the Southern League in innings pitched, and eighth in WHIP (1.03).
- Worked a combined 16 quality starts between Carolina and Mississippi (6.0+ IP, three or fewer ER allowed).
- Combined to limits opponents to a .250 (150x599) batting average...right-handed batters hit .235 (77x327), while lefties hit .268 (73x272).

#### 2015:

- Registered time with Single-A Rome (12 GS) and Advanced-A Carolina (5 GS)...combined to go 5-5 with a 4.15 ERA (36ERx78.0IP).
- Started the season with Rome, recording a 4-2 record with a 2.56 ERA (17ERx59.2IP) over 12 starts.
- Spent time on the 7-day disabled list from April 23 - May 8 with right shoulder tendinitis.
- Promoted to Carolina on June 25 and went 1-3 with a 9.33 ERA (19ERx18.1IP) over five starts with the Mudcats.
- Placed on disabled list from July 21 through the end of the season with a right shoulder strain.

## POVSE (CONTINUED)

### 2015 (continued)

- Finished the year ranked among the Top-12 Atlanta farmhands in opponent average (tied-fifth) and WHIP (eighth, 1.24).
- Held opposing hitters to a combined .249 (74x297) batting average during the season...right-handed batters hit .240 (40x167), while lefties hit .262 (34x130).

### 2014:

- Began professional career with rookie-level Danville (12 G, 11 GS)...went 4-2 with a 3.42 ERA (18ERx47.1IP).
- Made pre debut in relief on June 29 against Bluefield (1.0,0,0,0,0,1).
- Logged first career start on July 3 against Burlington (2.0,1,1,0,0,3).

### 2014 (continued):

- Earned first career win on Aug. 3 against Princeton (5.0,3,0,0,1,9)...season-high nine strikeouts.
- Went 4-0 with a 2.33 ERA (7ERx27.0IP) over final five starts of the season.

### Personal:

- Max Walter Povse (POE-see).
- Played collegiately at the University of North Carolina – Greensboro from 2012-14...logged a career record of 12-14 with a 5.32 ERA (127ERx214.2IP) across 44 games (43 GS)...ranked 48th among NCAA Division I pitchers with a 9.19 K/9 rate in 2014.

## POVSE'S CAREER PITCHING RECORD

Year	Team	LG	W-L	ERA	G	GS	CG	SHO	SV	IP	H	R	ER	HR	HB	BB	SO	WP	BK
2014	Danville	APP	4-2	3.42	12	11	0	0	0	47.1	42	19	18	1	2	11	37	2	0
2015	Rome	SAL	4-2	2.56	12	12	0	0	0	59.2	50	23	17	2	3	16	50	0	3
	Carolina	CAR	1-3	9.33	5	5	0	0	0	18.1	24	20	19	0	3	7	10	3	0
2016	Carolina	CAR	5-5	3.71	15	15	0	0	0	87.1	89	44	36	5	2	17	91	3	4
	Mississippi	SOU	4-1	2.93	11	11	0	0	0	70.2	61	25	23	4	6	12	48	6	0
2017	Arkansas	TEX	3-2	3.46	9	8	0	0	0	39.0	34	17	15	1	2	14	32	0	0
	SEATTLE	AL	0-0	7.36	3	0	0	0	0	3.2	9	5	3	1	0	1	2	0	0
	Tacoma	PCL	1-4	7.39	13	5	0	0	0	31.2	41	28	26	3	2	12	29	0	0
2018	Tacoma	PCL	1-6	8.84	8	8	0	0	0	36.2	40	37	36	6	2	28	45	4	1
	Arkansas	TEX	4-3	3.41	10	10	0	0	0	60.2	62	24	23	2	5	19	60	5	0
<b>Minor Lg Totals</b>			<b>27-28</b>	<b>4.25</b>	<b>95</b>	<b>85</b>	<b>0</b>	<b>0</b>	<b>0</b>	<b>451.1</b>	<b>443</b>	<b>237</b>	<b>213</b>	<b>24</b>	<b>27</b>	<b>136</b>	<b>402</b>	<b>23</b>	<b>8</b>



Max Povse journeyed from Double-A Arkansas to Seattle in 2017, making his Major League debut in relief on June 22 against Detroit.

# TAYLER SCOTT



**BORN:** 06/01/1992 IN JOHANNESBURG, SA  
**RESIDES:** JOHANNESBURG, SOUTH AFRICA

## RHP

**ACQUIRED:** SIGNED AS A FREE AGENT ON NOV. 17, 2018

**DRAFTED:** SELECTED BY CHICAGO (NL) IN THE 5TH ROUND OF THE 2011 DRAFT

**HEIGHT:** 6' 3"    **WEIGHT:** 188    **BATS:** RIGHT    **THROWS:** RIGHT    **AGE:** 26

### SCOTT'S CAREER SUMMARY

Single-Game Career High...	IP	H	R	ER	HR	K	BB
	7.2	11 (2x)	8	7	2 (3x)	8	5
	6/13/13	7/24/16	4/10/14	6/1/13	8/3/16	7/26/14	4/10/13

#### 2018:

- Spent the year with Triple-A Round Rock, going 5-5, 3.26 (22 ER, 60.2 IP) with 1 save with 52 strikeouts and 25 walks in 44 games
- First invite to Major League Spring Training

#### 2017:

- Split the season between the Milwaukee and Texas organizations, combining for a career-high in innings pitched as a reliever (74.2 IP)
- Began the season with Double-A Biloxi (MIL), where he had a 2.34 ERA (16 ER, 61.2 IP) with 63 strikeouts in 42 relief appearances
- Acquired by the Rangers from the Brewers in exchange for Jeremy Jeffress on July 31
- Assigned to Triple-A Round Rock (TEX) and allowed runs in 6 of 12 outings but fanned 13 in 13.0 innings.

#### 2016:

- Finished the year in the Brewers organization after spending time with the Sioux City Explorers of the Independent American Association
- Released by the Cubs on March 29
- Signed with Sioux City on April 21, where he was 0-1, 1.88 ERA (6 ER, 28.2 IP) with 32 strikeouts and 6 walks in 17 games
- Signed by Milwaukee as a Minor League free agent on July 4 and logged 24 relief appearances with Double-A Biloxi over the remainder of the season
- Posted a 1.88 ERA (3 ER, 14.1 IP) in 9 relief appearances with Salt River in the Arizona Fall League

#### 2015:

- Worked primarily out of the bullpen with High-A Myrtle Beach and Double-A Tennessee, going 6-3, 3.83 (23 ER, 54.0 IP) over 26 games (1 GS) between the two clubs
- On the minor league DL, July 20-Aug. 18, with right shoulder inflammation

#### 2014:

- Made a career-high 26 starts with High-A Dayton in his last full season as a starter

#### 2013:

- Led Single-A Kane County with 24 starts

#### 2012:

- Named 17th-best prospect in the Northwest League by Baseball America after posting a 2.52 ERA (20 ER, 71.1 IP) with Short-Season-A Boise

#### 2011:

- After 5th round selection by the Cubs in the June Draft, made pro debut with AZL Cubs

#### Personal:

- Resides in Johannesburg, South Africa
- Selected by the Cubs in the 5th round of the 2011 Draft
- Attended Notre Dame Prep (AZ) High School
- Grew up playing soccer and did not discover baseball until age 8.

# SCOTT'S CAREER PITCHING RECORD

Year	Team	LG	W-L	ERA	G	GS	CG	SHO	SV	IP	H	R	ER	HR	HB	BB	SO	WP	BK
2011	AZL Cubs	AZL	0-0	7.36	2	0	0	0	0	3.2	4	3	3	0	0	1	2	0	0
2012	Boise	NOR	5-1	2.52	15	15	0	0	0	71.1	66	30	20	0	4	29	43	9	3
2013	Kane County	MWL	6-8	4.22	24	24	0	0	0	130.0	144	78	61	6	4	54	67	9	2
2014	Daytona	FSL	8-8	4.34	26	26	0	0	0	134.2	142	79	65	14	7	52	79	15	3
2015	Tennessee	SL	4-1	5.23	15	0	0	0	1	31.0	32	19	18	3	0	20	21	2	0
	Myrtle Beach	CAR	2-2	1.96	11	1	0	0	2	23.0	18	6	5	1	2	6	27	2	0
2016	Biloxi	SL	3-2	4.39	24	0	0	0	1	26.2	21	15	13	3	0	14	21	4	0
	Sioux City	AA	1-0	1.88	17	0	0	0	0	28.2	23	7	6	2	1	6	32	4	0
2017	Round Rock	PCL	0-1	7.62	12	0	0	0	1	13.0	17	12	11	3	0	5	13	3	1
	Biloxi	SL	4-6	2.34	42	0	0	0	2	61.2	57	21	16	3	1	35	63	13	1
2018	Round Rock	PCL	5-5	3.26	44	0	0	0	1	60.2	60	25	22	4	0	25	52	6	0
<b>Minor Lg Totals</b>			<b>37-34</b>	<b>3.79</b>	<b>215</b>	<b>66</b>	<b>0</b>	<b>0</b>	<b>8</b>	<b>555.2</b>	<b>561</b>	<b>288</b>	<b>234</b>	<b>37</b>	<b>18</b>	<b>241</b>	<b>388</b>	<b>63</b>	<b>10</b>

FRONT OFFICE

CHENEY STADIUM

COACHES/STAFF

2019 RAINIERS

2018 SEASON REVIEW

OPPONENTS

HISTORY & RECORDS

MEDIA & MISC.



# JUSTUS SHEFFIELD

## LHP

**BORN:** 05/13/1996 IN TULLAHOMA, TN  
**RESIDES:** TULLAHOMA, TN

**ACQUIRED:** IN A 4-PLAYER TRADE WITH NEW YORK (AL) ON NOV. 19, 2018

**DRAFTED:** SELECTED BY CLEVELAND WITH THE 31ST OVERALL PICK OF THE 2014 DRAFT

**HEIGHT:** 5'10"    **WEIGHT:** 195    **BATS:** LHP    **THROWS:** LHP    **AGE:** 22

### SHEFFIELD'S CAREER SUMMARY

#### Single-Game

Career High...	IP	H	R	ER	HR	K	BB
	7 (3x)	11	8	7	3	11	6
	7/2/18	5/24/15	5/24/15	6/24/15	6/24/17	8/5/16	4/6/18

#### 2018:

- Made 3 relief appearances with the Yankees, allowing 3 runs in 2.2 innings of work (10.13 ERA)...all 3 runs scored via 1 home run...walked 3.
- Following the season, named the No. 1 prospect in the Mariners organization by *Baseball America* and *MLB.com*...overall, ranks No. 43 by *MLB.com*, No. 27 by *Baseball America*.
- Made his Major League debut with the Yankees on Sept. 19 vs. Boston, tossing a scoreless 9th inning...made his debut at 22 years, 129 days of age
- Slected from Triple-A Scranton/Wilkes-Barre on Sept. 18.
- Was the 6th-youngest player in the American League in 2018, including the 2nd-youngest pitcher.
- Began the year with Double-A Trenton, going 1-2 with a 2.25 ERA (7 ER, 28.0 IP) with 39 strikeouts and 14 walks in 5 starts
- Promoted to Triple-A Scranton/ Wilkes-Barre on May 4, where he went 6-4 with a 2.56 ERA (25 ER, 88.0 IP) with 84 strikeouts and 36 walks in 20 games (15 starts)
- Made 3 postseason relief appearances with Scranton/W-B, going 1-0 with a 3.60 ERA (2 ER, 5.0 IP) with 5 strikeouts.
- Named to the U.S. Team for the All-Star Futures Game...tossed 1.1 innings, allowing 2 runs on 2 hits (1 home run) while striking out 1.
- Selected by Baseball America to the 2018 Minor League All-Star Team.

#### 2017:

- Eastern League Mid-Season All-Star
- Appeared primarily with Double-A Trenton, going 7-6 with a 3.18 ERA (33 ER, 93.1 IP) with 82 strikeouts and 33 walks in 17 starts
- At 20 years, 11 months of age, was the 4th-youngest player to make a 2017 Opening Day roster in the Eastern League
- Eastern League Pitcher of the Week for May 22-28 after going 2-0 with a 0.69 ERA (1 ER, 13.0 IP) with 10 strikeouts and 3 walks in 2 starts
- Tossed his 1st career complete game and shutout in Game 1 on June 18 vs. Erie
- Made 2 starts in the Eastern League playoffs, tossing 4.0 hitless, scoreless innings in Game 1 of the semifinals and taking the loss in Game 2 of the Championship Series
- Also made 2 starts with the GCL Yankees
- Following the season, he ascended to the No. 3 prospect in the Yankees organization by *Baseball America*, as well as the No. 41 overall prospect
- Pitched for Scottsdale in the Arizona Fall League...earned a spot on the AFL All-Prospect team
- Entered the 2017 season as the No. 7 prospect in the Yankees system according to *Baseball America*

#### 2016:

- Acquired by New York-AL from Cleveland on July 31
- Made stops with High-A Lynchburg (CLE), High-A Tampa (NYY) and Double-A Trenton (NYY), combining to go 10-6 with a 3.09 ERA (43 ER, 125.1 IP) with 129 strikeouts and 53 walks in 25 starts
- Went 7-5 with a 3.59 ERA (38 ER, 95.1 IP) with 93 strikeouts and 40 walks in 19 starts with Lynchburg, where he was named a Carolina League Mid-Season All-Star
- After being acquired by the Yankees, was assigned to Tampa...promoted to Trenton on Sept. 2

#### 2015:

- Named a Midwest League Mid-Season All-Star
- Went 9-4 with a 3.31 ERA (47 ER, 127.2 IP) in 26 starts with Single-A Lake County...led Midwest League starters with 9.73 strikeouts-per-9.0-innings and ranked 2nd among all league pitchers in strikeouts
- Ranked the No. 4 prospect in the Indians organization by *Baseball America* after the season

#### 2014:

- After being selected by Cleveland with the 31st overall pick in the 2014 MLB Draft out of Tullahoma (TN) High School, made his pro debut with the AZL Indians

## SHEFFIELD'S (CONTINUED)

### 2014 (continued):

- Went 3-1 with a 4.79 ERA (11 ER, 20.2 IP) while striking out 29 and walking only 9
- Following the season, named Cleveland's No. 4 prospect by Baseball America.

### Personal:

- Resides in Tullahoma, TN
- went 10-0 with a 0.43 ERA (3 ER, 61.2 IP) and 131 strikeouts in his senior season at Tullahoma (TN) High School...named the 2014 "Gatorade National Player of the Year"...was a Perfect Game USA First Team All-American and First Team All-State selection by the Tennessee Baseball Coaches Association.

## SHEFFIELD'S CAREER PLAYING RECORD

Year	Team	LG	W-L	ERA	G	GS	CG	SHO	SV	IP	H	R	ER	HR	HBP	BB	SO	WP	BK
2014	AZL Indians	AZL	3-1	4.79	8	4	0	0	0	20.2	24	16	11	0	1	9	29	4	0
2015	Lake County	MWL	9-4	3.31	26	26	0	0	0	127.2	135	60	47	8	2	38	138	12	2
2016	Trenton	EAS	0-0	0.00	1	1	0	0	0	4.0	2	1	0	0	0	3	9	0	0
	Lynchburg	CAR	7-5	3.59	19	19	0	0	0	95.1	91	40	38	6	4	40	93	9	1
	Tampa	FSL	3-1	1.73	5	5	0	0	0	26.0	14	6	5	0	0	10	27	3	0
2017	Trenton	EAS	7-6	3.18	17	17	1	1	0	93.1	94	43	33	14	3	33	82	8	0
	Yankees W	GCL	0-1	1.93	2	2	0	0	0	4.2	4	1	1	0	0	1	6	0	0
2018	NEW YORK	AL	0-0	10.13	3	0	0	0	0	2.2	4	3	3	1	0	3	0	1	0
	Scranton/WB	IL	6-4	2.56	20	15	0	0	0	88.0	66	28	25	3	1	36	84	2	0
	Trenton	EAS	1-2	2.25	5	5	0	0	0	28.0	16	9	7	1	0	14	39	1	0
<b>Minor Lg Totals</b>			<b>36-24</b>	<b>3.08</b>	<b>103</b>	<b>94</b>	<b>1</b>	<b>1</b>	<b>0</b>	<b>487.2</b>	<b>446</b>	<b>204</b>	<b>167</b>	<b>32</b>	<b>11</b>	<b>184</b>	<b>507</b>	<b>39</b>	<b>3</b>





# ERIK SWANSON

## RHP

**BORN:** 09/04/1993 IN TERRACE PARK, OH  
**RESIDES:** TERRACE PARK, OH

**ACQUIRED:** IN A 4-PLAYER TRADE WITH NEW YORK (AL) ON NOV. 19, 2018

**DRAFTED:** SELECTED BY TEXAS IN THE 8TH ROUND OF THE 2014 DRAFT

**HEIGHT:** 6' 3"    **WEIGHT:** 220    **BATS:** RIGHT    **THROWS:** RIGHT    **AGE:** 25

### SWANSON'S CAREER SUMMARY

#### Single-Game

#### Career High...

IP	H	R	ER	HR	K	BB
7 (8x)	13	10	9	3	11	3 (5x)
8/8/18	5/20/17	8/7/17	8/7/17	8/25/17	4/23/18	4/29/18

#### 2018:

- Split the season between Double-A Trenton and Triple-A Scranton/W-B, going 8-2 with a 2.58 ERA (33 ER, 115.0 IP) with 133 strikeouts and 29 walks in 22 games (20 starts).
- Posted 10.41 K/9.0 IP (133 K, 115.0 IP)...held opponents to a .204 (85x416) average.
- Allowed 3-or-fewer runs in 17 of 20 starts, including 7 straight starts allowing 1-or-fewer run, April 10-May 15...during these 7 games, was 4-0 with a 0.46 ERA (2 ER, 39.0 IP).
- Spent two stints on the disabled list with a right groin strain: June 13-July 14 and Sept. 8-24...made 2 rehab starts with Short-A Staten Island, July 5-12

#### 2017:

- Was 7-3 with a 3.95 ERA (44 ER, 100.1 IP) with 84 strikeouts and 14 walks in 20 starts with Single-A Tampa
- Gave up 2-or-fewer runs in 12 of 20 starts, including 8 scoreless...ranked 10th among minor leaguers (min. 100.0 IP) with a 1.26 BB/9.0 IP ratio (14 BB, 100.1 IP).

#### 2016:

- Split the season with Single-A Hickory (TEX) and Single-A Charleston (NYY), going 6-5 with 1 save and a 3.46 ERA (37 ER, 96.1 IP) with 93 strikeouts and 30 walks in 24 games (17 starts)
- Was a South Atlantic League Mid-Season All-Star with Hickory, where he made 19 appearances (15 starts)
- Acquired by the Yankees on Aug. 1 and assigned to Charleston, where he made 5 appearances (2 starts).

#### 2015:

- Combined with Triple-A Round Rock (1 G), Double-A Frisco (1 G), Single-A Hickory (7 G) and AZL Rangers (1 G) to go 1-0 with 1 save and a 2.35 ERA (4ER, 15.1 IP) with 14 strikeouts and 7 walks in 10 relief outings
- Spent most of the year with Hickory, where he was 1-0, 2.19 (3 ER, 12.1 IP) with 1 save with 10 strikeouts and 4 walks in 7 games.

#### 2014:

- Made his professional debut with Short-A Spokane, going 1-2 with a 4.63 ERA (12 ER, 32.1 IP) with 24 strikeouts and 7 walks in 15 relief appearances.

#### Personal:

- Resides in Terrace Park, OH
- Attended Mariemont (OH) High School
- Earned Outstanding Pitcher honors while leading Iowa Western CC to the NJCAA Division I title in 2014
- Signed with the University of Pittsburgh before being drafted.

### SWANSON'S CAREER PLAYING RECORD

Year Tm	Lg	W-L	ERA	G	GS	CG	SHOSV	IP	H	R	ER	HR	HBP	BB	SO	WP	BK		
2014	Spokane	NOR	1-2	4.63	15	0	0	0	23.1	19	12	12	0	2	7	24	2	0	
2015	Round Rock	PCL	0-0	0.00	1	0	0	0	1.0	1	0	0	0	0	0	2	0	0	
	Frisco	TEX	0-0	9.00	1	0	0	0	1.0	2	1	1	0	0	2	1	0	0	
	Hickory	SAL	1-0	2.19	7	0	0	0	12.1	7	3	3	1	0	4	10	1	0	
	AZL Rangers	AZL	0-0	0.00	1	0	0	0	1.0	0	0	0	0	0	1	1	0	0	
2016	Hickory	SAL	6-4	3.43	19	15	0	0	1	81.1	77	37	31	4	25	78	4	0	
	Charleston	SAL	0-1	3.60	5	2	0	0	15.0	14	7	6	0	0	5	15	1	0	
2017	Tampa	FSL	7-3	3.95	20	20	0	0	100.1	115	46	44	10	3	14	84	1	0	
2018	Scranton/WP	IL	3-2	3.86	14	13	1	0	0	72.1	63	32	31	2	14	78	1	0	
	Trenton	EAS	5-0	0.42	8	7	0	0	0	42.2	22	3	2	0	1	15	55	0	1
	Staten Island	NYP	0-0	4.05	2	2	0	0	0	6.2	8	3	3	0	0	6	0	1	
<b>Minor Lg Totals</b>			<b>23-12</b>	<b>3.35</b>	<b>93</b>	<b>59</b>	<b>1</b>	<b>0</b>	<b>2 357.0</b>	<b>328</b>	<b>144</b>	<b>133</b>	<b>25</b>	<b>12</b>	<b>87</b>	<b>354</b>	<b>11</b>	<b>2</b>	



# LOGAN TAYLOR

## INF

**BORN:** 09/22/1993 IN HOUSTON TX

**ACQUIRED:** SELECTED BY SEATTLE IN THE 12TH ROUND OF THE 2015 DRAFT

**HEIGHT:** 6'1"    **WEIGHT:** 200    **BATS:** RIGHT    **THROWS:** RIGHT    **AGE:** 25

### TAYLOR'S CAREER SUMMARY

Single-Game Career High...	R	H	2B	3B	HR	RBI	SB
	3 (5x)	4 (3x)	2 (13x)	2 (2x)	2	6	1 (17x)
	6/14/15	6/13/17	5/31/17	7/12/14	4/6/13	5/27/15	7/26/17

**2018:**

- Split season between High-A Modesto, Double-A Arkansas and Triple-A Tacoma, going 2-for-4 in two games with Tacoma

**2017:**

- Spent majority of the season with High-A Modesto (4/6-9/1), but also appeared in games with Triple-A Tacoma (9/2-4)
- Named to the California League All-Star team (1x3, BB)...on the DL with a right oblique muscle strain, June 27-Aug. 9

**2016:**

- Spent season with A Clinton
- Named to the Midwest League All-Star team (1x2)

**2015:**

- Began professional career with Short-A Everett
- Named to the Northwest League All-Star team (0x4, BB)

**Personal:**

- Graduated from Deer Park (TX) High School in 2012
- Played three season at Texas A&M University, 2013-15

### TAYLOR'S CAREER PLAYING RECORD

Year Team	LG	AVG	G	AB	R	H	2B	3B	HR	RBI	BB	SO	SB	CS	OBP	SLG	SF	SAC	HP
2015 Everett	NOR	.267	60	217	33	58	11	2	4	42	23	52	10	2	.351	.392	4	3	7
2016 Clinton	MID	.268	118	406	59	109	23	2	10	75	60	118	5	8	.367	.409	8	5	8
2017 Tacoma	PCL	.182	3	11	1	2	0	0	1	3	0	2	0	1	.182	.455	0	0	0
Modesto	CAL	.241	82	316	37	76	26	3	8	59	24	107	4	4	.305	.418	8	1	9
AZL Mariners	AZL	.286	3	7	1	2	0	0	0	0	2	1	0	0	.444	.286	0	0	0
2018 Tacoma	PCL	.500	2	4	2	2	0	0	0	0	0	2	0	0	.600	.500	0	0	1
Arkansas	TL	.270	66	226	24	61	9	1	7	31	20	67	0	0	.328	.412	3	0	1
Modesto	CAL	.291	35	127	18	37	9	1	3	22	22	44	4	1	.397	.449	1	0	1
<b>Minor Lg Totals</b>		<b>.264</b>	<b>369</b>	<b>1314</b>	<b>175</b>	<b>347</b>	<b>78</b>	<b>9</b>	<b>33</b>	<b>232</b>	<b>151</b>	<b>393</b>	<b>23</b>	<b>16</b>	<b>.346</b>	<b>.412</b>	<b>24</b>	<b>9</b>	<b>27</b>

FRONT OFFICE

CHENEY STADIUM

COACHES/STAFF

2019 RAINIERS

2018 SEASON REVIEW

OPPONENTS

HISTORY & RECORDS

MEDIA & MISC.



# MATT TENUTA

## LHP

**BORN:** 12/16/93 IN DALLAS, TX  
**RESIDES:** CARY, NC

**ACQUIRED:** IN A 4-PLAYER TRADE WITH KANSAS CITY ON SEPT. 19, 2018

**DRAFTED:** SELECTED BY KANSAS CITY IN THE 25TH ROUND OF THE 2012 DRAFT

**HEIGHT:** 6' 4"    **WEIGHT:** 205    **BATS:** LEFT    **THROWS:** LEFT    **AGE:** 25

### TENUTA'S CAREER SUMMARY

#### Single-Game

Career High...	IP	H	R	ER	HR	K	BB
	8.0	11 (3x)	8 (3x)	8 (2x)	2 (10x)	9	5
	5/19/16	8/16/14	7/16/16	7/16/16	5/19/17	7/27/16	7/22/16

#### 2018:

- Spent most of the year with Double-A Arkansas, going 1-3 with 1 save and a 2.98 ERA (15 ER, 45.1 IP) with 52 strikeouts in 28 games
- Ranked 3rd among Texas League relievers with 8 holds
- In 10 games with Triple-A Tacoma, was 2-0 with a 3.21 ERA (5 ER, 14.0 IP) with 10 strikeouts and 9 walks
- Acquired by the Mariners in a minor league trade on March 20
- Signed to a minor league contract on April 4 and assigned to Arkansas.

#### 2017:

- Split the year with Double-A Northwest Arkansas and High-A Wilmington...pitched for Surprise in the Arizona Fall League.

#### 2016:

- With High-A Wilmington, led the club in innings pitched while tying for the team lead in starts

#### 2015:

- Sidelined part of the season on the minor league DL
- Made 13 appearances (12 starts) at Single-A Lexington...also made appearances with the AZL Royals (1 G) and Rookie League Burlington (7 GS)

#### 2014:

Made 26 appearances (20 starts) with Single-A Lexington in the South Atlantic League

#### 2013:

Split the year between Rookie League Burlington and Rookie League Idaho Falls

#### 2012:

Named Surprise Pitcher of the Year in his pro debut

#### Personal:

- Resides in Cary, NC
- Graduated from Apex (NC) High School in 2012
- Selected by Kansas City in the 25th round of the 2012 Draft...had a chance to play at North Carolina State but signed with the Royals
- Father, Jon, is the safeties coach at the University of Cincinnati...father played football at Virginia...mother, Lori, played basketball at Virginia...brother, Zach, played football at Marshall and Akron.

### TENUTA'S CAREER PITCHING RECORD

Year	Team	LG	W-L	ERA	G	GS	CG	SHO	SV	IP	H	R	ER	HR	HB	BB	SO	WP	BK
2012	AZL Royals	AZL	3-5	4.58	13	1	0	0	1	39.1	51	29	20	1	5	21	30	3	0
2013	Burlington	APP	2-4	2.81	10	10	0	0	0	51.1	42	22	16	4	3	14	39	1	0
	Idaho Falls	PIO	1-1	6.43	3	3	0	0	0	14.0	19	12	10	1	1	4	11	1	0
2014	Lexington	SAL	6-10	5.43	26	20	0	0	1	126.0	147	82	76	9	7	33	84	7	1
2015	Lexington	SAL	2-6	4.25	13	12	0	0	0	59.1	62	30	28	7	4	22	39	3	0
	Burlington	APP	1-1	3.33	7	7	1	0	0	24.1	24	10	9	2	3	7	21	0	0
	AZL Royals	AZL	0-0	0.00	1	0	0	0	0	1.0	1	0	0	0	0	0	1	1	0
2016	Wilmington	CAR	7-11	5.43	26	23	0	0	0	131.0	140	82	79	15	5	43	90	8	1
2017	NW Arkansas	TEX	4-2	5.74	17	8	0	0	0	53.1	74	38	34	9	0	17	38	0	0
	Wilmington	CAR	2-2	1.57	13	0	0	0	3	34.1	28	6	6	2	0	13	40	2	1
2018	Tacoma	PCL	2-0	3.21	10	0	0	0	0	14.0	16	5	5	1	0	9	10	2	0
	Arkansas	TEX	1-3	2.98	28	0	0	0	1	45.1	43	18	15	0	3	14	52	5	1
<b>Minor Lg Totals</b>			<b>31-45</b>	<b>4.52</b>	<b>167</b>	<b>84</b>	<b>1</b>	<b>0</b>	<b>6</b>	<b>593.1</b>	<b>647</b>	<b>334</b>	<b>298</b>	<b>51</b>	<b>31</b>	<b>197</b>	<b>455</b>	<b>33</b>	<b>4</b>



# ART WARREN

## RHP

**BORN:** 03/23/1993 IN DEFIANCE, OH  
**RESIDES:** NAPOLEON, OH

**ACQUIRED:** SELECTED BY SEATTLE IN THE 23RD ROUND OF THE 2015 DRAFT.

**HEIGHT:** 6' 3"    **WEIGHT:** 230    **BATS:** RIGHT    **THROWS:** RIGHT    **AGE:** 26

### WARREN'S CAREER SUMMARY

Single-Game Career High...	IP	H	R	ER	HR	K	BB
	7.0 (2x)	10	7	5 (2x)	2	7	5 (2x)
	5/21/16	6/8/16	7/14/16	7/14/16	6/22/17	4/12/16	8/26/16

#### 2018:

- Limited to only 14 relief appearances with Double-A Arkansas after 2 stints on the disabled list
- On the disabled list April 30-June 9 and July 9-Sept. 20 with right shoulder strain.

#### 2017:

- Shifted to reliever full time and spent the year with Advanced-A Modesto (43 G), going 3-1 with eight saves and a 3.06 ERA (22ERx64.2IP)...set career-best marks in ERA, games played, saves, and opponent batting average (.247/58x235).
- Finished the year ranked third among all Mariners farmhands with eight saves.
- Converted 8-of-10 save opportunities...in save situations, posted a 2.30 ERA (4ERx15.2IP).
- Earned first career save on April 9 at Lake Elsinore (2.1,3,1,0,0,0).
- Did not allow a run over final 10 appearances of the season, spanning 14.2 innings...allowed just four hits over that stretch while striking out 17.
- Notched five saves of 1.1+ innings pitched.
- Struck out 67 batters in 64.2 innings of work.
- Posted a 1-0 record with six saves and a 2.31 ERA (9ERx35.0IP) across 23 relief appearances following the all-star break.
- Played for Peoria in the Arizona Fall League (9 G)...went 3-0 with three saves and a 0.00 ERA (0ERx11.1IP) and 12 strikeouts.

#### 2016:

- Split the season between Single-A Clinton (14 GS) and Advanced-A Bakersfield (13 G, 6 GS)...combined to go 11-2 with a 3.17 ERA (39ERx110.2IP)...set career-high marks in wins, games started, innings pitched, and strikeouts (93).
- Opened the year with Clinton and went 9-1 with a 2.19 ERA (18ERx74.0IP) in 14 starts with the LumberKings.
- Selected to Midwest League Mid-Season All-Star team...did not participate in all-star game.
- Transferred to Bakersfield on June 30...at the time of promotion, was among Midwest League leaders in wins (tied-first, 9) and ERA (third, 2.19).
- Spent remainder of the year with the Blaze, going 2-1 with a 5.15 ERA (21ERx36.2IP) in 13 games (6 GS).
- As a starter with Bakersfield, went 0-1 with a 3.57 ERA (7ERx17.2IP)...as a reliever went 2-0 with a 6.63 ERA (14ERx19.0IP).

#### 2015:

- Began professional career with rookie-level AZL Mariners (6 G)...went 1-0 with a 3.86 ERA (3ERx7.0IP).
- Made pro debut on August 3 against AZL Indians (1.0,1,0,0,0,2).
- Earned first career win on August 23 against AZL Rangers (2.0,0,0,0,1,1).
- Allowed opposing hitters a .269 (7x26) batting average...right-handers hit .200 (2x10), while lefties hit .313 (5x16).

#### Personal:

- Pitched two seasons at the University of Cincinnati from 2012-13, going 1-1 with a 7.43 ERA (33ERx40.0IP) in 25 games (2 GS)...redshirted junior year in 2014 after undergoing "Tommy John" surgery on right elbow...played final collegiate season (2015) with Division II Ashland University, going 5-4 with a 3.88 ERA (26ERx60.1IP) in 12 starts.
- Graduated from Napoleon (OH) High School in 2011.

### WARREN'S CAREER PITCHING RECORD

Year Team	LG	W-L	ERA	G	GS	CG	SHO	SV	IP	H	R	ER	HR	HB	BB	SO	WP	BK
2015 AZL Mariners	AZL	1-0	3.86	6	0	0	0	0	7.0	7	3	3	0	0	3	10	2	0
2016 Clinton	MID	9-1	2.19	14	14	0	0	0	74.0	71	23	18	1	5	18	55	9	0
Bakersfield	CAL	2-1	5.15	13	6	0	0	0	36.2	42	26	21	1	4	28	38	3	0
2017 Modesto	CAL	3-1	3.06	43	0	0	0	8	64.2	58	25	22	5	4	25	67	3	1
2018 Arkansas	TEX	1-2	1.72	14	0	0	0	2	15.2	10	7	3	0	0	14	22	4	0
<b>Minor Lg Totals</b>		<b>16-5</b>	<b>3.05</b>	<b>90</b>	<b>20</b>	<b>0</b>	<b>0</b>	<b>10</b>	<b>198.0</b>	<b>188</b>	<b>84</b>	<b>67</b>	<b>7</b>	<b>13</b>	<b>88</b>	<b>192</b>	<b>21</b>	<b>1</b>

FRONT OFFICE

CHENEY STADIUM

COACHES/STAFF

2019 RAINIERS

2018 SEASON REVIEW

OPPONENTS

HISTORY & RECORDS

MEDIA & MISC.



## 2018 SEASON REVIEW

# 2018 PACIFIC COAST LEAGUE STANDINGS

## AMERICAN CONFERENCE

NORTHERN	W	L	PCT	GB
Oklahoma City	75	65	.536	-
Colorado Springs	73	66	.525	1.5
Omaha	66	74	.471	9.0
Iowa	50	88	.362	24.0

SOUTHERN	W	L	PCT	GB
Memphis	83	57	.593	-
Nashville	72	68	.514	11.0
New Orleans	69	70	.496	13.5
Round Rock	65	73	.471	17.0

## PACIFIC CONFERENCE

NORTHERN	W	L	PCT	GB
Fresno	82	57	.590	-
Reno	72	68	.514	10.5
Tacoma	66	73	.475	16.0
Sacramento	55	85	.393	27.5

SOUTHERN	W	L	PCT	GB
El Paso	82	75	.590	-
Salt Lake	71	68	.511	11.0
Las Vegas	71	69	.507	11.5
Albuquerque	63	77	.450	19.5

### 2018 PACIFIC COAST LEAGUE PLAYOFFS:

Semifinals: Fresno defeats El Paso (3-2), Memphis defeats Oklahoma City (3-1)  
 Championship: Memphis defeats Durham (1 game: 14-4)

## 2018 DEPARTMENTAL LEADERS

### TOP 10 BATTING LEADERS

BATTER	AVG	G	AB	R	H	HR	RBI
Fernandez, Jose, SL	.333	91	357	66	119	17	59
Tucker, Kyle, FRE	.332	100	407	86	135	24	93
Alberto, Hanser, RR	.330	101	361	45	119	7	58
Verdugo, Alex, OKC	.329	91	343	44	113	10	44
Fuentes, Josh, ABQ	.327	135	551	93	180	14	95
Tauchman, M., ABQ	.323	112	403	84	130	20	81
Brito, S., RNO	.318	114	428	85	136	17	69
Kivlehan, Patrick, LV	.314	98	354	59	111	20	67
Cambell, Eric, NO	.313	95	326	54	102	6	68
Vargas, I., RNO	.311	124	537	78	167	7	54

### RUNS SCORED

Fuentes, Josh, ABQ	93
Borenstein, Zach, LV	92
Tucker, Kyle, FRE	86
Brito, Socrates, RNO	85
Tauchman, Mike, ABQ	84

### HITS

Fuentes, Josh, ABQ	180
Vargas, Ildemaro, RNO	167
Schwindel, Frank, OMA	146
Brito, Socrates, RNO	136
Tucker, Kyle, FRE	135

### TOTAL BASES

Fuentes, Josh, ABQ	285
Schwindel, Frank, OMA	258
Tucker, Kyle, FRE	240
Vargas, Ildemaro, RNO	239
Reed, AJ, FRE	234

### RBI

Reed, AJ, FRE	108
Cron, Kevin, RNO	97
Fuentes, Josh, ABQ	95
Tucker, Kyle, FRE	93
Schwindel, Frank, OMA	93

### HOME RUNS

Blash, Jabari, SL	29
Reed, AJ, FRE	28
O'Neill, Tyler, MEM	26
Patterson, Jordan, ABQ	26
2 others tied at 25	

### STOLEN BASES

Straw, Myles, FRE	35
Miller, Ian, TAC	33
Mercado, Oscar, MEM	31
Broxton, Keon, COS	27
Mateo, Jorge, NAS	25

### TOP 10 PITCHING LEADERS

PITCHER	W-L	ERA	IP	H	BB	SO
Oaks, Trevor, OMA	8-8	3.23	128.1	130	44	70
Gallen, Zac, NO	8-9	3.65	133.1	148	48	136
Armenteros, R., FRE	8-1	3.74	118.0	106	48	134
Sampson, Adrian, RR	8-4	3.77	126.2	137	24	85
Sneed, Cy, FRE	10-6	3.83	127.0	120	53	114
Alcantra, Sandy NO	6-3	3.89	115.2	107	38	88
Dziedzic, J. OMA	8-9	3.94	139.1	141	43	96
Clarke, Taylor, RNO	13-8	4.03	152.0	149	44	125
Jokisch, Eric, NAS	5-11	4.06	148.2	165	46	121
T. Thornton, FRE	9-8	4.42	124.1	118	31	122

### WINS

Clarke, Taylor, RNO	13
Hudson, Dakota, MEM	13
Buchanan, Jake, RNO	11
3 others tied at 10	

### INNINGS PITCHED

Gagnon, Drew, LV	157.2
Buchanan, Jake, RNO	156.2
Clarke, Taylor, RNO	152.0
Jokisch, Eric, NAS	148.2
Bergman, Christian, TAC	141.2

### STRIKEOUTS

Borenstein, Zach, LV	182
Neuse, Sheldon, NAS	172
Guerra, Javy, ELP	166
Court, Ryan, IOW	149
Coleman, Dusty, ELP	146

### SAVES

Alvarez, R.J., RR	24
Schlitter, Brian, OKC	21
Johnson, DJ, ABQ	18
Armstrong, Shawn, TAC	15
Sherfy, Jimmy, RNO	15

### AVERAGE AGAINST

Armenteros, Rogelio, FRE	.241
Alcantara, Sandy, NO	.246
Thornton, Trent, FRE	.249
Clarke, Taylore, RNO	.254
Mills, Alec, IOW	.256

### WHIP

Thornton, Trent, FRE	1.20
Gagnon, Drew, LV	1.23
Alcantara, Sandy, NO	1.25
Clarke, Taylor, RNO	1.27
Sampson, Adrian, RR	1.27

# 2018 PACIFIC COAST LEAGUE STATISTICS

## 2018 TEAM BATTING

Team	AVG	G	AB	R	H	TB	2B	3B	HR	RBI	BB	SO	SB	CS
Salt Lake	0.290	139	4832	824	1402	2318	291	53	173	783	512	1071	96	51
Albuquerque	0.285	140	4792	767	1366	2249	287	67	154	733	422	1072	86	47
Reno	0.284	140	4857	761	1377	2215	262	54	156	716	448	1164	77	32
Fresno	0.283	139	4782	802	1353	2203	280	39	164	760	567	1104	124	33
Okla. City	0.277	140	4718	653	1305	1992	274	25	121	618	369	1103	62	34
Col. Springs	0.271	139	4580	715	1243	2013	254	45	142	660	473	1119	162	41
Round Rock	0.271	138	4646	646	1258	1916	232	21	128	606	392	982	64	46
Las Vegas	0.270	140	4777	787	1288	2186	313	33	173	739	524	1223	72	38
Memphis	0.269	140	4727	688	1272	1974	238	19	142	650	404	950	113	39
El Paso	0.268	139	4746	739	1271	2066	291	39	142	701	479	1329	44	19
New Orleans	0.267	139	4668	660	1247	1817	200	41	96	611	509	1014	98	39
Sacramento	0.263	140	4768	605	1255	1908	243	34	114	565	406	1242	84	30
Nashville	0.260	140	4680	629	1215	1839	227	47	101	587	515	1222	88	40
Omaha	0.259	140	4649	611	1203	1809	232	25	108	563	383	954	90	35
<b>Tacoma</b>	<b>0.258</b>	<b>139</b>	<b>4652</b>	<b>676</b>	<b>1198</b>	<b>1824</b>	<b>250</b>	<b>32</b>	<b>104</b>	<b>621</b>	<b>623</b>	<b>1027</b>	<b>101</b>	<b>35</b>
Iowa	0.244	138	4512	526	1101	1575	201	18	79	497	451	1188	90	38

## 2018 TEAM PITCHING

Team	W	L	ERA	G	CG	SHO	SV	IP	H	R	ER	HR	HB	BB	SO
Memphis	83	57	3.54	140	3	11	44	1229.2	1152	564	484	118	52	428	1160
Reno	72	68	5.18	140	0	3	40	1227.2	1319	768	707	155	51	542	1076
El Paso	82	57	4.2	139	1	7	40	1226.2	1202	640	573	147	49	455	1063
Salt Lake	71	68	6.02	139	0	5	40	1226.1	1441	872	820	158	72	564	1179
Fresno	82	57	4.27	139	2	9	29	1226	1184	636	581	118	46	477	1330
Nashville	72	68	3.96	140	2	9	37	1223.2	1225	625	539	106	62	374	1116
Las Vegas	71	69	5.83	140	4	5	37	1223	1424	867	792	174	62	516	1158
Sacramento	55	85	4.91	140	0	5	22	1218.1	1317	768	665	129	57	500	1117
Albuquerque	63	77	5.34	140	0	2	28	1217	1393	801	722	182	43	464	1081
Okla. City	75	65	3.92	140	1	9	40	1216	1209	598	530	104	56	456	1144
New Orleans	69	70	4.07	139	0	12	40	1215.1	1260	622	550	130	60	385	1084
<b>Tacoma</b>	<b>66</b>	<b>73</b>	<b>4.53</b>	<b>139</b>	<b>2</b>	<b>6</b>	<b>39</b>	<b>1211</b>	<b>1271</b>	<b>672</b>	<b>610</b>	<b>122</b>	<b>54</b>	<b>441</b>	<b>1135</b>
Omaha	66	74	4.39	140	4	14	37	1208.1	1251	643	589	105	54	460	1037
Round Rock	65	73	4.41	138	2	1	40	1199.1	1301	677	588	124	52	429	975
Col. Springs	73	66	4.6	139	2	9	23	1186.2	1252	687	607	104	57	492	1040
Iowa	50	88	4.46	138	0	5	23	1179.2	1153	649	585	121	60	494	1069

## 2018 TEAM FIELDING

Team	PCT	G	PO	A	E	DP	PB
El Paso	0.983	139	3680	1379	87	128	14
Omaha	0.983	140	3625	1272	85	125	17
Salt Lake	0.982	139	3679	1221	88	121	16
Reno	0.982	140	3683	1324	92	133	8
Fresno	0.982	139	3678	1220	91	102	14
Memphis	0.982	140	3689	1225	92	116	11
Oklahoma City	0.981	140	3648	1275	93	117	9
<b>Tacoma</b>	<b>0.981</b>	<b>139</b>	<b>3633</b>	<b>1203</b>	<b>92</b>	<b>112</b>	<b>15</b>
Las Vegas	0.981	140	3669	1332	96	124	21
Round Rock	0.981	138	3598	1408	97	139	18
New Orleans	0.981	139	3646	1290	97	115	12
Iowa	0.981	138	3539	1289	96	120	16
Albuquerque	0.980	140	3651	1428	102	160	14
Nashville	0.978	5147	3671	1363	113	133	18
Sacramento	0.975	5020	3655	1242	123	117	20

## 2018 PACIFIC COAST LEAGUE AWARD WINNERS

Most Valuable Player.....	Josh Fuentes, Albuquerque
Pitcher of the Year.....	Dakota Hudson, Memphis
Rookie of the Year.....	Josh Fuentes, Albuquerque
Manager of the Year.....	Stubby Clapp, Memphis

### TACOMA TRIPLE PLAYS

Tacoma has turned nine triple plays since 1960, most recently in 1995 (2B Arquimede Pozo to 1B Greg Litton). The 1973 Twins turned two in one season, with 1B Craig Kusick and SS Bucky Guth participating in both of them.





2018 RAINIERS FIELDING

PITCHERS (44)

Table with columns: PLAYER, PCT, G, INN, PO, A, E, TC, DP. Lists fielding statistics for 44 pitchers.

CATCHER (8)

Table with columns: PLAYER, PCT, G, INN, PO, A, E, TC, DP, PB. Lists fielding statistics for 8 catchers.

FIRST BASE (11)

Table with columns: PLAYER, PCT, G, INN, PO, A, E, TC, DP. Lists fielding statistics for 11 first basemen.

SECOND BASE (9)

Table with columns: PLAYER, PCT, G, INN, PO, A, E, TC, DP. Lists fielding statistics for 9 second basemen.

THIRD BASE (9)

Table with columns: PLAYER, PCT, G, INN, PO, A, E, TC, DP. Lists fielding statistics for 9 third basemen.

SHORTSTOP (7)

Table with columns: PLAYER, PCT, G, INN, PO, A, E, TC, DP. Lists fielding statistics for 7 shortstops.

OUTFIELD (15)

Table with columns: PLAYER, PCT, G, INN, PO, A, E, TC, DP. Lists fielding statistics for 15 outfielders.

# MONTHLY BATTING AND PITCHING TOTALS

## APRIL

BATTERS	AVG	G	AB	R	H	2B	3B	HR	RBI	BB	SO	SB	CS	OBP	SLG	SF	SAC	E
Andreoli, John	.346	13	52	13	18	5	1	2	14	5	11	2	0	.404	.596	0	0	1
Beckham, Gordon	.320	14	50	11	16	4	0	1	7	9	7	0	1	.413	.460	3	0	1
Gamel, Ben	.278	5	18	4	5	1	0	0	5	4	3	0	0	.391	.333	1	0	0
Hague, Matt	.226	17	53	17	12	2	0	0	13	19	9	0	0	.419	.264	2	0	1
Heredia, Guillermo	.385	6	13	2	5	1	0	0	0	3	2	0	1	.529	.462	0	0	0
Herrmann, Chris	.271	18	59	11	16	2	1	1	11	21	18	0	0	.463	.390	0	0	0
Izturis Jr., Cesar	.500	2	2	1	1	1	0	0	1	1	1	0	0	.667	.000	0	0	0
Kennedy, Garrett	.160	7	25	3	4	0	0	1	4	1	8	0	0	.280	.200	0	0	1
Marjama, Mike	.182	9	33	3	6	2	0	0	3	4	8	1	0	.263	.242	1	0	0
Miller, Ian	.324	20	68	10	22	2	0	1	12	7	15	4	4	.377	.397	2	2	2
Motter, Taylor	.196	13	56	9	11	4	0	0	1	5	12	2	0	.274	.268	0	0	1
Muno, Danny	.200	22	65	8	13	2	1	0	9	21	17	1	1	.398	.262	1	1	3
Navarro, Rey	.148	7	27	2	4	1	0	1	6	3	5	0	0	.226	.296	1	0	1
Nieuwenhuis, Kirk	.234	19	64	16	15	3	0	3	11	16	23	1	0	.398	.422	1	0	0
Ochoa, Sebastian	.000	2	1	0	0	0	0	0	0	0	0	1	0	.000	.000	0	0	0
Perkins, Cameron	.356	23	90	18	32	7	1	2	17	9	17	3	0	.431	.522	0	0	2
Vincej, Zach	.280	20	75	7	21	1	0	3	12	6	14	2	2	.329	.413	1	0	1
Vogelbach, Daniel	.235	4	17	3	4	1	0	2	2	3	2	0	0	.350	.647	0	0	0
Werth, Jayson	.167	5	18	2	3	1	0	0	0	3	5	0	0	.286	.222	0	0	1
<b>Team Total</b>	<b>.265</b>	<b>24</b>	<b>786</b>	<b>140</b>	<b>208</b>	<b>40</b>	<b>4</b>	<b>17</b>	<b>128</b>	<b>140</b>	<b>177</b>	<b>16</b>	<b>10</b>	<b>.377</b>	<b>.391</b>	<b>13</b>	<b>3</b>	<b>16</b>

PITCHERS	W-L	ERA	G	GS	CG	SHO	SV	IP	H	R	ER	HR	HB	BB	SO	BK	WP	OPP AVG
Alvarez, Dario	0-0	2.00	7	0	0	0	0	9.0	6	2	2	0	4	6	9	1	0	.182
Armstrong, Shawn	0-0	3.00	7	0	0	0	1	9.0	4	3	3	0	0	6	13	0	0	.125
Bergman, Christian	2-1	3.00	5	5	0	0	0	27.0	31	9	9	0	1	8	30	0	2	.292
Bradford, Chasen	0-0	0.00	1	0	0	0	0	1.0	0	0	0	0	0	0	0	0	0	.000
Caughel, Lindsey	0-1	10.80	2	1	0	0	0	3.1	4	4	4	0	0	1	3	0	1	.308
Cook, Ryan	0-1	3.24	8	0	0	0	0	8.1	7	3	3	0	0	3	12	0	0	.226
Elias, Roenis	0-0	0.00	1	0	0	0	0	2.0	1	0	0	0	2	0	3	0	0	.143
Garton, Ryan	1-0	0.00	3	0	0	0	0	5.2	3	0	0	0	0	2	3	0	0	.158
Goeddel, Erik	1-0	0.00	8	0	0	0	4	8.0	6	0	0	0	0	4	9	0	1	.207
Goudeau, Ashton	0-0	7.30	5	0	0	0	0	12.1	17	10	10	1	0	4	10	0	1	.333
Jackson, Tyler	0-0	12.79	3	0	0	0	0	6.1	9	9	9	3	0	3	5	0	0	.333
Lawrence, Casey	2-1	2.45	3	2	0	0	0	11.0	11	4	3	2	0	1	11	0	0	.250
Light, Pat	0-0	24.00	3	0	0	0	0	3.0	7	8	8	0	2	8	2	0	1	.467
McKay, David	0-0	0.00	1	0	0	0	0	1.0	0	0	0	0	0	0	0	0	0	.000
Miranda, Ariel	1-0	6.39	3	3	0	0	0	12.2	15	9	9	1	0	11	12	0	2	.300
Morin, Mike	1-0	2.25	9	0	0	0	0	12.0	9	3	3	1	0	3	14	0	0	.200
Povse, Max	1-4	7.13	5	5	0	0	0	24.0	28	20	19	3	2	11	27	0	4	.298
Ramirez, Erasmo	0-1	1.86	2	2	0	0	0	9.2	7	3	2	1	0	1	7	0	0	.200
Smith, Josh A.	0-2	6.10	4	1	0	0	0	10.1	17	17	7	3	1	3	14	0	0	.340
Whalen, Rob	3-1	4.45	5	5	0	0	0	28.1	35	15	14	1	2	7	26	0	0	.299
<b>Team Total</b>	<b>12-12</b>	<b>4.63</b>	<b>24</b>	<b>24</b>	<b>0</b>	<b>3</b>	<b>5</b>	<b>204.0</b>	<b>217</b>	<b>119</b>	<b>105</b>	<b>16</b>	<b>14</b>	<b>82</b>	<b>210</b>	<b>1</b>	<b>12</b>	<b>.270</b>

FRONT OFFICE

CHENEY STADIUM

COACHES/STAFF

2019 RAINIERS

2018 SEASON REVIEW

OPPONENTS

HISTORY & RECORDS

MEDIA & MISC.

# MONTHLY BATTING AND PITCHING TOTALS

## MAY

BATTERS	AVG	G	AB	R	H	2B	3B	HR	RBI	BB	SO	SB	CS	OBP	SLG	SF	SAC	E
Andreoli, John	.272	21	81	11	22	2	2	1	6	10	23	8	1	.355	.383	1	0	0
Beckham, Gordon	.275	11	40	6	11	0	1	3	8	10	7	1	1	.412	.550	1	0	0
Freitas, David	.000	2	7	0	0	0	0	0	0	0	1	0	0	.000	.000	0	0	0
Herrmann, Chris	.262	19	65	13	17	0	0	5	11	13	21	0	0	.385	.492	0	1	2
Izturis Jr., Cesar	.154	3	13	1	2	1	0	0	1	0	4	0	0	.154	.231	0	0	0
Law, Adam	.474	5	19	4	9	1	0	0	1	2	3	0	0	.545	.526	0	1	1
Marjama, Mike	.231	21	78	12	18	4	2	4	11	4	19	1	0	.286	.487	0	0	0
Mejias-Brean, Seth	.242	16	62	9	15	3	0	4	8	6	14	0	1	.309	.484	0	0	3
Miller, Ian	.281	26	89	21	25	1	1	0	11	14	19	9	3	.393	.315	1	0	2
Motter, Taylor	.198	24	91	12	18	2	2	5	20	11	18	2	2	.282	.429	1	0	4
Muno, Danny	.189	21	74	8	14	3	0	1	8	10	29	0	0	.294	.270	0	0	6
Nieuwenhuis, Kirk	.222	21	72	10	16	5	1	0	4	8	21	1	0	.309	.319	0	0	0
Pazos, Manny	.000	1	1	0	0	0	0	0	0	1	0	0	0	.500	.000	0	0	0
Perkins, Cameron	.226	23	84	13	19	7	1	2	8	7	20	1	2	.298	.405	1	0	1
Rivera, Jansiel	.556	3	9	1	5	1	0	0	3	0	3	0	0	.556	.667	0	0	1
Vincej, Zach	.198	24	81	10	16	4	0	2	10	7	14	2	1	.270	.321	0	1	5
Vogelbach, Daniel	.329	23	79	16	26	7	0	7	18	20	12	0	0	.465	.684	1	0	3
Werth, Jayson	.233	24	86	13	20	7	0	4	18	10	24	0	0	.320	.453	2	0	1
<b>Team Total</b>	<b>.245</b>	<b>31</b>	<b>1031</b>	<b>160</b>	<b>253</b>	<b>48</b>	<b>10</b>	<b>38</b>	<b>146</b>	<b>133</b>	<b>252</b>	<b>25</b>	<b>11</b>	<b>.338</b>	<b>.422</b>	<b>8</b>	<b>3</b>	<b>32</b>

PITCHERS	W-L	ERA	G	GS	CG	SHO	SV	IP	H	R	ER	HR	HB	BB	SO	BK	WP	OPP AVG
Altavilla, Dan	0-0	0.00	2	0	0	0	0	1.0	0	0	0	0	0	0	2	0	0	.000
Alvarez, Dario	0-0	1.50	13	0	0	0	0	12.0	11	2	2	1	0	5	14	1	0	.244
Armstrong, Shawn	0-2	2.87	13	0	0	0	0	15.2	12	6	5	3	0	7	20	0	0	.207
Bergman, Christian	2-2	4.54	6	6	0	0	0	37.2	39	23	19	3	0	8	28	0	0	.265
Caughel, Lindsey	1-0	8.15	8	0	0	0	0	17.2	23	16	16	4	0	7	13	0	1	.311
Cook, Ryan	0-0	0.00	5	0	0	0	2	5.0	3	0	0	0	0	0	5	0	0	.167
Elias, Roenis	2-4	5.28	6	6	0	0	0	29.0	31	20	17	1	2	12	24	0	2	.272
Garton, Ryan	0-0	4.50	2	0	0	0	0	2.0	2	1	1	0	1	1	1	0	0	.333
Gillies, Darin	0-0	6.23	9	0	0	0	0	17.1	17	12	12	2	1	9	16	0	1	.266
Goeddel, Erik	0-0	0.00	1	0	0	0	0	1.0	0	0	0	0	0	0	1	0	0	.000
Goudeau, Ashton	1-2	8.25	7	2	0	0	0	12.0	19	12	11	2	0	6	13	0	1	.339
Healy, Tucker	0-1	5.87	7	0	0	0	1	7.2	11	7	5	1	1	4	7	2	2	.324
Jackson, Tyler	0-0	0.00	1	0	0	0	0	1.1	0	0	0	0	0	0	0	0	0	.000
Lawrence, Casey	1-1	4.34	4	3	0	0	1	18.2	22	11	9	3	0	2	19	0	0	.282
Miranda, Ariel	4-0	3.03	5	5	0	0	0	29.2	27	10	10	2	1	10	24	0	1	.245
Morin, Mike	1-1	4.15	11	0	0	0	3	13.0	14	7	6	0	0	3	14	0	1	.280
Moyers, Steven	0-0	10.80	1	0	0	0	0	1.2	5	2	2	1	0	0	3	0	0	.500
Povse, Max	0-2	12.08	3	3	0	0	0	12.2	12	17	17	3	0	17	18	1	0	.245
Tenuta, Matt	0-0	0.00	1	0	0	0	0	1.2	0	0	0	0	0	3	1	0	0	.000
Whalen, Rob	3-1	5.51	6	6	0	0	0	32.2	37	27	20	0	5	13	33	1	1	.278
<b>Team Total</b>	<b>15-16</b>	<b>5.09</b>	<b>31</b>	<b>31</b>	<b>0</b>	<b>0</b>	<b>7</b>	<b>270.1</b>	<b>288</b>	<b>174</b>	<b>153</b>	<b>26</b>	<b>11</b>	<b>107</b>	<b>256</b>	<b>5</b>	<b>10</b>	<b>.270</b>

FRONT OFFICE

CHENEY STADIUM

COACHES/STAFF

2019 RAINIERS

2018 SEASON REVIEW

OPPONENTS

HISTORY & RECORDS

MEDIA & MISC.







# PITCHING TOTALS VS. RIGHT-HANDED HITTERS

## VS. RIGHT-HANDED HITTING

PITCHER	W-L	ERA	IP	H	R	ER	HR	HB	BB	SO	WP	OPP AVG
Altavilla, Dan	-	5.79	4.2	6	4	3	1	0	3	6	0	.300
Alvarez, Dario	-	3.09	11.2	11	4	4	0	2	9	15	2	.234
Armstrong, Shawn	-	1.47	30.2	18	9	5	2	0	15	48	1	.170
Bannister, Nathan	-	3.38	2.2	2	1	1	0	0	0	2	0	.200
Beltran, Rigo	-	0.00	1.0	0	0	0	0	0	0	1	0	.000
Bergman, Christian	-	5.05	67.2	99	40	38	4	3	27	47	3	.341
Bradford, Chasen	-	0.00	4.0	3	0	0	0	0	0	3	0	.200
Caughel, Lindsey	-	4.41	16.1	15	8	8	2	0	6	9	1	.246
Cook, Ryan	-	2.14	21.0	12	5	5	1	3	7	25	1	.164
Detwiler, Ross	-	5.15	57.2	71	33	33	8	0	24	40	1	.316
Elias, Roenis	-	5.14	21.0	21	13	12	1	0	10	19	1	.259
Evans, Bryan	-	4.78	37.2	42	22	20	9	3	4	41	5	.271
Frank, Trevor	-	0.00	1.1	0	0	0	0	0	0	2	0	.000
Garton, Ryan	-	3.65	24.2	16	10	10	2	0	17	31	0	.186
Gillies, Darin	-	4.88	24.0	16	13	13	4	0	14	28	2	.198
Goeddel, Erik	-	0.00	5.2	4	0	0	0	0	1	9	0	.190
Goudeau, Ashton	-	10.71	19.1	30	25	23	3	0	13	14	1	.361
Grimm, Justin	-	1.59	5.2	7	1	1	0	2	1	11	1	.304
Grimm, Justin	-	5.40	11.2	18	7	7	0	2	6	19	4	.360
Healy, Tucker	-	5.68	12.2	16	9	8	4	1	5	13	2	.308
Higgins, Tyler	-	2.95	21.1	14	8	7	2	1	5	19	1	.184
Hutchison, Austin	-	3.00	3.0	1	1	1	0	0	1	3	0	.100
Jackson, Tyler	-	7.71	4.2	7	4	4	1	0	1	3	0	.350
Lawrence, Casey	-	2.89	53.0	47	20	17	5	1	3	51	0	.234
Light, Pat	-	16.20	1.2	5	3	3	0	2	3	1	0	.500
McCaughan, Darren	-	5.06	5.1	9	3	3	0	0	1	7	0	.391
McIver, Anthony	-	0.00	4.1	4	1	0	0	0	0	5	0	.267
McKay, David	-	0.00	0.1	0	0	0	0	0	0	0	0	.000
Miranda, Ariel	-	2.73	26.1	26	8	8	1	0	16	24	2	.257
Morin, Mike	-	3.86	28.0	26	12	12	1	1	2	32	0	.241
Moyers, Steven	-	2.25	4.0	8	1	1	0	0	0	3	0	.400
Newsome, Ljay	-	5.40	3.1	2	2	2	0	0	0	1	0	.167
Pazos, James	-	0.00	1.2	0	0	0	0	1	0	1	0	.000
Perez, Williams	-	2.08	8.2	13	2	2	0	1	0	12	0	.325
Povse, Max	-	6.87	18.1	22	15	14	2	1	9	23	3	.301
Ramirez, Erasmo	-	3.09	11.2	9	4	4	1	1	2	10	0	.205
Rollins, David	-	11.77	13.0	27	17	17	5	0	3	10	0	.422
Rumbelow, Nick	-	2.53	10.2	10	3	3	1	0	7	15	2	.256
Rzepczynski, Marc	-	21.60	3.1	4	8	8	2	1	6	3	0	.286
Schlereth, Daniel	-	8.10	3.1	2	3	3	0	0	5	4	3	.200
Smith, Josh A.	-	5.68	6.1	11	12	4	2	1	1	10	0	.344
Tenuta, Matt	-	7.50	6.0	10	5	5	1	0	5	4	1	.357
Whalen, Rob	-	4.83	50.1	62	34	27	4	6	19	45	0	.294
<b>Team Total</b>	-		<b>658.2</b>	<b>710</b>	<b>366</b>		<b>69</b>	<b>31</b>	<b>248</b>	<b>647</b>	<b>33</b>	<b>.273</b>

FRONT  
OFFICE

CHENEY  
STADIUM

COACHES/STAFF

2019  
RAINERS

2018 SEASON  
REVIEW

OPPONENTS

HISTORY &  
RECORDS

MEDIA &  
MISC.

# PITCHING TOTALS VS. LEFT-HANDED HITTERS

## VS. LEFT-HANDED HITTING

PITCHER	W-L	ERA	IP	H	R	ER	HR	HB	BB	SO	WP	OPP AVG
Altavilla, Dan	-	18.00	2.0	3	4	4	1	1	1	1	1	.300
Alvarez, Dario	-	1.15	15.2	9	2	2	1	2	5	13	1	.173
Armstrong, Shawn	-	2.13	25.1	20	8	6	1	0	11	34	1	.217
Bannister, Nathan	-	5.40	1.2	3	1	1	0	0	0	1	1	.375
Beltran, Rigo	-	0.00	1.0	0	0	0	0	0	0	1	0	.000
Bergman, Christian	-	5.11	74.0	70	46	42	11	1	12	66	0	.252
Bradford, Chasen	-	0.00	2.2	2	0	0	0	0	0	1	0	.200
Caughel, Lindsey	-	9.24	12.2	17	13	13	2	0	4	10	1	.309
Cook, Ryan	-	2.19	12.1	16	3	3	1	0	10	12	1	.308
Detwiler, Ross	-	4.33	27.0	23	13	13	2	0	1	12	0	.235
Elias, Roenis	-	3.55	12.2	11	7	5	0	4	5	12	1	.229
Evans, Bryan	-	4.05	40.0	41	20	18	5	2	11	30	2	.265
Frank, Trevor	-	0.00	1.2	0	0	0	0	0	1	2	0	.000
Garton, Ryan	-	2.50	18.0	11	5	5	0	1	7	12	1	.177
Gillies, Darin	-	6.16	19.0	24	13	13	3	2	3	17	3	.312
Goeddel, Erik	-	0.00	3.1	2	0	0	0	0	3	1	1	.182
Goudeau, Ashton	-	5.50	18.0	29	11	11	3	0	6	17	1	.363
Grimm, Justin	-	1.69	5.1	1	1	1	0	0	1	6	0	.067
Grimm, Justin	-	4.15	8.2	5	4	4	0	0	2	11	1	.172
Healy, Tucker	-	2.38	11.1	10	4	3	0	1	6	11	0	.227
Higgins, Tyler	-	2.63	13.2	18	4	4	2	0	4	19	2	.321
Hutchison, Austin	-	0.00	2.0	7	0	0	0	0	1	2	0	.538
Jackson, Tyler	-	17.36	4.2	6	9	9	2	0	4	3	0	.300
Lawrence, Casey	-	3.80	45.0	51	20	19	6	1	10	38	1	.279
Light, Pat	-	33.75	1.1	2	5	5	0	0	5	1	1	.400
McCaughan, Darren	-	1.80	5.0	1	1	1	1	0	6	1	0	.063
Mclver, Anthony	-	5.40	1.2	2	1	1	0	0	1	0	0	.286
McKay, David	-	0.00	0.2	0	0	0	0	0	0	0	0	.000
Miranda, Ariel	-	5.68	19.0	18	12	12	2	1	8	16	1	.257
Morin, Mike	-	3.86	25.2	25	13	11	2	0	11	20	3	.260
Moyers, Steven	-	12.00	3.0	3	4	4	1	0	0	1	1	.273
Newsome, Ljay	-	5.40	1.2	1	1	1	0	0	1	1	0	.200
Pazos, James	-	0.00	1.2	1	0	0	0	0	1	1	0	.167
Perez, Williams	-	3.97	11.1	9	8	5	1	0	3	10	0	.231
Povse, Max	-	10.80	18.1	18	22	22	4	1	19	22	1	.257
Ramirez, Erasmo	-	1.29	7.0	5	3	1	0	0	1	7	0	.208
Rollins, David	-	5.40	6.2	8	4	4	0	0	0	7	1	.308
Rumbelow, Nick	-	1.29	7.0	3	1	1	0	0	1	10	1	.125
Rzypczynski, Marc	-	3.00	6.0	11	3	2	0	0	2	7	0	.393
Schlereth, Daniel	-	3.60	5.0	9	2	2	0	0	3	5	0	.391
Smith, Josh A.	-	6.75	4.0	6	5	3	1	0	2	4	0	.333
Tenuta, Matt	-	0.00	8.0	6	0	0	0	0	4	6	1	.200
Whalen, Rob	-	5.51	49.0	57	36	30	1	6	18	47	1	.286
<b>Team Total</b>	-		<b>552.1</b>	<b>561</b>	<b>306</b>		<b>53</b>	<b>23</b>	<b>193</b>	<b>488</b>	<b>29</b>	<b>.263</b>

FRONT  
OFFICE

CHENEY  
STADIUM

COACHES/STAFF

2019  
RAINIERS

2018 SEASON  
REVIEW

OPPONENTS

HISTORY &  
RECORDS

MEDIA &  
MISC.







# SITUATIONAL BATTING TOTALS

## LEADING OFF AN INNING

PLAYER	AVG	AB	H	2B	3B	HR	RBI	BB	SO	OBP	SLG
Andreoli, John	.279	104	29	7	2	1	1	12	27	.359	.413
Aplin, Andrew	.196	46	9	2	0	2	2	5	12	.275	.370
Beckham, Gordon	.338	71	24	5	0	3	4	7	6	.405	.535
Cano, Robinson	.500	2	1	0	0	0	0	0	0	.500	.500
Freitas, David	.458	24	11	3	1	1	1	2	6	.500	.792
Gamel, Ben	.346	26	9	3	0	1	1	3	5	.414	.577
Hague, Matt	.143	14	2	1	0	0	0	4	4	.333	.214
Heredia, Guillermo	.333	9	3	1	0	0	0	1	0	.455	.444
Hernandez, Cal	.250	4	1	0	0	0	0	0	0	.250	.250
Herrmann, Chris	.444	18	8	0	0	0	0	6	4	.600	.444
Hoover, Connor	.000										
Izturis Jr., Cesar	.000	1	0	0	0	0	0	0	0	.000	.000
Kennedy, Garrett	.259	27	7	1	0	1	1	2	9	.310	.407
Law, Adam	.255	51	13	4	0	0	0	1	7	.269	.333
Marjama, Mike	.184	38	7	2	0	1	1	2	9	.225	.316
Mejias-Brean, Seth	.225	89	20	3	0	0	0	8	16	.289	.258
Miller, Ian	.298	151	45	6	2	2	2	17	27	.369	.404
Motter, Taylor	.138	29	4	1	1	1	1	2	6	.219	.345
Muno, Danny	.263	38	10	2	0	0	0	9	16	.404	.316
Navarro, Rey	.000	8	0	0	0	0	0	0	3	.000	.000
Nieuwenhuis, Kirk	.203	59	12	7	0	1	1	7	20	.299	.373
Ochoa, Sebastian	.000	6	0	0	0	0	0	0	3	.000	.000
Odom, Joseph	.000	6	0	0	0	0	0	0	2	.000	.000
Ogren, Ryne	.000	1	0	0	0	0	0	0	1	.000	.000
Pazos, Manny	.000										
Perkins, Cameron	.272	81	22	9	0	3	3	4	13	.314	.494
Rivera, Jansiel	1.000	1	1	1	0	0	0	0	0	1.000	2.00
Rupp, Cameron	.292	24	7	1	1	1	1	5	5	.414	.542
Rupp, Cameron	.298	47	14	3	1	3	3	6	14	.377	.596
Taylor, Logan	.000	1	0	0	0	0	0	0	1	.500	.000
Vincej, Zach	.270	74	20	6	0	1	1	3	14	.299	.392
Vogelbach, Daniel	.308	52	16	4	0	3	3	10	8	.419	.558
Werth, Jayson	.357	28	10	3	0	1	1	4	8	.438	.571
White, Evan	.000	5	0	0	0	0	0	0	1	.000	.000
Zunino, Mike	.500	2	1	0	0	0	0	0	0	.500	.500
<b>Team Total</b>	<b>.268</b>	<b>1090</b>	<b>292</b>	<b>72</b>	<b>7</b>	<b>23</b>	<b>24</b>	<b>114</b>	<b>233</b>	<b>.342</b>	<b>.410</b>

## RUNNERS ON BASE

PLAYER	AVG	AB	H	2B	3B	HR	RBI	BB	SO	OBP	SLG
Andreoli, John	.277	141	39	6	3	1	34	30	35	.411	.383
Aplin, Andrew	.262	130	34	10	0	2	28	19	28	.355	.385
Beckham, Gordon	.309	165	51	13	1	3	44	32	25	.420	.455
Cano, Robinson	.000	3	0	0	0	0	0	0	0	.000	.000
Freitas, David	.300	70	21	4	0	2	21	12	14	.417	.443
Gamel, Ben	.389	36	14	4	2	0	15	6	6	.465	.611
Hague, Matt	.250	32	8	0	0	0	13	11	4	.422	.250
Heredia, Guillermo	.182	11	2	0	0	0	2	2	2	.412	.182
Hernandez, Cal	.200	5	1	0	0	0	0	1	2	.333	.200
Herrmann, Chris	.200	70	14	2	1	4	22	21	23	.385	.429
Hoover, Connor	.000	0	0	0	0	0	0	0	0		
Izturis Jr., Cesar	.167	12	2	2	0	0	2	1	5	.231	.333
Kennedy, Garrett	.175	40	7	0	1	1	10	4	15	.250	.300
Law, Adam	.275	109	30	6	1	2	23	7	27	.314	.404
Marjama, Mike	.286	77	22	4	0	4	22	6	17	.341	.494
Mejias-Brean, Seth	.271	177	48	7	3	6	42	27	35	.370	.446
Miller, Ian	.244	160	39	6	1	0	39	17	39	.317	.294
Motter, Taylor	.250	64	16	3	1	3	19	10	15	.347	.469
Muno, Danny	.172	99	17	4	1	1	23	15	30	.276	.263
Navarro, Rey	.154	13	2	1	0	0	5	3	1	.294	.231
Nieuwenhuis, Kirk	.223	130	29	6	2	2	29	28	45	.360	.346
Ochoa, Sebastian	.222	9	2	1	0	0	5	0	1	.200	.333
Odom, Joseph	.143	7	1	0	0	0	0	0	2	.143	.143
Ogren, Ryne	.000	3	0	0	0	0	0	0	0	.000	.000
Pazos, Manny	.000	1	0	0	0	0	0	1	0	.500	.000
Perkins, Cameron	.263	175	46	8	2	6	44	12	32	.318	.434
Rivera, Jansiel	.444	9	4	0	0	0	3	1	3	.500	.444
Rupp, Cameron	.234	47	11	3	0	2	10	10	12	.368	.426
Rupp, Cameron	.298	94	28	6	0	6	32	18	27	.400	.553
Taylor, Logan	.667	3	2	0	0	0	0	0	1	.667	.667
Vincej, Zach	.245	196	48	4	3	2	47	17	29	.318	.327
Vogelbach, Daniel	.268	149	40	5	0	8	48	41	33	.423	.463
Werth, Jayson	.159	69	11	4	0	3	18	6	19	.231	.348
White, Evan	.222	9	2	2	0	0	0	0	3	.222	.444
Zunino, Mike	.000	3	0	0	0	0	1	0	2	.000	.000
<b>Team Total</b>	<b>.253</b>	<b>2224</b>	<b>563</b>	<b>105</b>	<b>22</b>	<b>52</b>	<b>569</b>	<b>340</b>	<b>505</b>	<b>.354</b>	<b>.390</b>

# SITUATIONAL BATTING TOTALS

PLAYER	AVG	BASES LOADED									
		AB	H	2B	3B	HR	RBI	BB	SO	OBP	SLG
Andreoli, John	.111	9	1	0	0	0	5	3	4	.333	.111
Aplin, Andrew	.333	9	3	0	0	0	5	0	3	.333	.333
Beckham, Gordon	.200	5	1	0	0	0	4	1	0	.375	.200
Freitas, David	.200	5	1	0	0	0	5	1	1	.429	.200
Gamel, Ben	1.000	1	1	1	0	0	4	1	0	1.000	2.000
Hague, Matt	.000	3	0	0	0	0	6	2	0	.286	.000
Heredia, Guillermo	0	0	0	0	0	0	2	0	0	.500	
Hernandez, Cal	0	0	0	0	0	0	0	0	0		
Herrmann, Chris	.286	7	2	0	0	1	8	2	3	.444	.714
Izturis Jr., Cesar	.000	2	0	0	0	0	0	0	1	.000	.000
Kennedy, Garrett	.000	3	0	0	0	0	1	1	2	.250	.000
Law, Adam	.154	13	2	0	1	0	4	0	4	.154	.308
Marjama, Mike	.222	9	2	0	0	0	3	0	3	.222	.222
Mejias-Brean, Seth	.222	18	4	0	0	0	9	2	4	.300	.222
Miller, Ian	.364	11	4	0	0	0	10	2	1	.462	.364
Motter, Taylor	.000	5	0	0	0	0	0	0	1	.000	.000
Muno, Danny	.200	5	1	0	0	0	5	3	2	.444	.200
Navarro, Rey	.500	2	1	0	0	0	3	0	0	.333	.500
Nieuwenhuis, Kirk	.143	14	2	0	0	0	5	2	9	.250	.143
Ochoa, Sebastian	.000	1	0	0	0	0	1	0	0	.000	.000
Perkins, Cameron	.182	11	2	0	0	0	5	1	2	.231	.182
Rupp, Cameron	.000	4	0	0	0	0	0	0	2	.000	.000
Rupp, Cameron	.429	7	3	1	0	1	8	0	2	.375	1.000
Vincej, Zach	.286	14	4	0	0	1	11	0	0	.267	.500
Vogelbach, Daniel	.214	14	3	0	0	1	10	2	3	.294	.429
Werth, Jayson	.000	6	0	0	0	0	2	1	3	.125	.000
<b>Team Total</b>	<b>.199</b>	<b>171</b>	<b>34</b>	<b>1</b>	<b>1</b>	<b>3</b>	<b>108</b>	<b>24</b>	<b>48</b>	<b>.293</b>	<b>.269</b>

PLAYER	AVG	RUNNERS IN SCORING POSITION									
		AB	H	2B	3B	HR	RBI	BB	SO	OBP	SLG
Andreoli, John	.312	93	29	4	3	1	34	20	22	.440	.452
Aplin, Andrew	.218	78	17	8	0	0	24	9	17	.292	.321
Beckham, Gordon	.290	93	27	9	0	1	37	21	14	.418	.419
Cano, Robinson	.000	1	0	0	0	0	0	0	0	.000	.000
Freitas, David	.286	42	12	2	0	1	19	10	7	.434	.405
Gamel, Ben	.409	22	9	4	1	0	14	3	3	.462	.682
Hague, Matt	.286	21	6	0	0	0	13	8	2	.452	.286
Heredia, Guillermo	.000	6	0	0	0	0	2	1	1	.364	.000
Hernandez, Cal	.000	3	0	0	0	0	0	1	2	.250	.000
Herrmann, Chris	.213	47	10	2	1	3	20	13	15	.383	.489
Hoover, Connor	0	0	0	0	0	0	0	0	0		
Izturis Jr., Cesar	.111	9	1	1	0	0	1	1	5	.200	.222
Kennedy, Garrett	.160	25	4	0	1	1	10	3	10	.250	.360
Law, Adam	.258	62	16	2	1	2	21	5	18	.304	.419
Marjama, Mike	.318	44	14	1	0	2	17	5	10	.392	.477
Mejias-Brean, Seth	.250	112	28	4	2	2	33	22	24	.371	.375
Miller, Ian	.279	104	29	5	1	0	39	14	24	.352	.346
Motter, Taylor	.268	41	11	2	1	3	17	4	9	.326	.585
Muno, Danny	.182	66	12	3	1	0	20	12	20	.300	.258
Navarro, Rey	.200	10	2	1	0	0	5	0	1	.182	.300
Nieuwenhuis, Kirk	.224	85	19	5	0	1	24	18	33	.358	.318
Ochoa, Sebastian	.200	5	1	0	0	0	4	0	1	.167	.200
Odom, Joseph	.000	4	0	0	0	0	0	0	1	.000	.000
Pazos, Manny	0	0	0	0	0	0	0	1	0	1.000	
Perkins, Cameron	.248	105	26	5	1	2	35	8	18	.308	.371
Rivera, Jansiel	.400	5	2	0	0	0	3	0	3	.400	.400
Rupp, Cameron	.250	32	8	1	0	2	10	8	7	.400	.469
Rupp, Cameron	.311	61	19	3	0	5	29	13	18	.416	.607
Taylor, Logan	1.000	1	1	0	0	0	0	0	0	1.000	1.000
Vincej, Zach	.233	120	28	4	3	2	47	10	18	.299	.367
Vogelbach, Daniel	.216	88	19	2	0	2	33	28	22	.395	.307
Werth, Jayson	.156	45	7	3	0	2	15	5	14	.245	.356
White, Evan	.000	6	0	0	0	0	0	0	3	.000	.000
<b>Team Total</b>	<b>.246</b>	<b>1375</b>	<b>338</b>	<b>68</b>	<b>16</b>	<b>27</b>	<b>498</b>	<b>230</b>	<b>324</b>	<b>.352</b>	<b>.377</b>

FRONT OFFICE

CHENEY STADIUM

COACHES/STAFF

2019 RAINIERS

2018 SEASON REVIEW

OPPONENTS

HISTORY & RECORDS

MEDIA & MISC.

# SITUATIONAL BATTING TOTALS

## RUNNERS IN SCORING POSITION W/ 2 OUTS

PLAYER	AVG	AB	H	2B	3B	HR	RBI	BB	SO	OBP	SLG
Andreoli, John	.289	45	13	3	0	1	18	4	8	.360	.422
Aplin, Andrew	.250	40	10	4	0	0	14	4	8	.318	.350
Beckham, Gordon	.366	41	15	5	0	0	18	9	7	.480	.488
Cano, Robinson	.000	1	0	0	0	0	0	0	0	.000	.000
Freitas, David	.235	17	4	0	0	0	6	8	5	.500	.235
Gamel, Ben	.500	12	6	4	1	0	8	2	1	.571	1.000
Hague, Matt	.500	6	3	0	0	0	3	3	0	.667	.500
Heredia, Guillermo	.000	2	0	0	0	0	0	1	1	.333	.000
Hernandez, Cal	.000	2	0	0	0	0	0	0	1	.000	.000
Herrmann, Chris	.130	23	3	1	0	0	3	5	8	.286	.174
Izturis Jr., Cesar	.000	3	0	0	0	0	0	1	2	.250	.000
Kennedy, Garrett	.000	8	0	0	0	0	1	2	4	.200	.000
Law, Adam	.333	27	9	1	0	1	8	5	7	.438	.481
Marjama, Mike	.292	24	7	1	0	1	8	2	6	.346	.458
Mejias-Brean, Seth	.200	45	9	1	2	0	11	10	7	.357	.311
Miller, Ian	.170	53	9	3	0	0	12	5	12	.241	.226
Motter, Taylor	.261	23	6	1	0	3	11	1	7	.292	.696
Muno, Danny	.229	35	8	2	0	0	10	5	10	.325	.286
Navarro, Rey	.333	6	2	1	0	0	4	0	0	.333	.500
Nieuwenhuis, Kirk	.219	32	7	4	0	0	7	8	12	.375	.344
Ochoa, Sebastian	.333	3	1	0	0	0	1	0	1	.333	.333
Odum, Joseph	.000	2	0	0	0	0	0	0	0	.000	.000
Perkins, Cameron	.214	42	9	2	0	1	14	4	6	.313	.333
Rivera, Jansiel	.500	2	1	0	0	0	2	0	1	.500	.500
Rupp, Cameron	.235	17	4	0	0	1	5	4	2	.381	.412
Rupp, Cameron	.235	17	4	0	0	1	5	4	2	.381	.412
Taylor, Logan	1.000	1	1	0	0	0	0	0	0	1.000	1.000
Vincej, Zach	.255	55	14	2	2	1	20	5	11	.317	.418
Vogelbach, Daniel	.138	29	4	0	0	1	7	8	9	.324	.241
Werth, Jayson	.150	20	3	1	0	1	6	4	6	.320	.350
White, Evan	.000	4	0	0	0	0	0	0	2	.000	.000
<b>Team Total</b>	<b>.239</b>	<b>620</b>	<b>148</b>	<b>36</b>	<b>5</b>	<b>11</b>	<b>197</b>	<b>100</b>	<b>144</b>	<b>.350</b>	<b>.366</b>

FRONT  
OFFICE

CHENEY  
STADIUM

COACHES/STAFF

2019  
RAINERS

2018 SEASON  
REVIEW

OPPONENTS

HISTORY &  
RECORDS

MEDIA &  
MISC.

# SITUATIONAL PITCHING TOTALS

## VS. HITTER LEADING OFF AN INNING

PLAYER	OPP AVG	AB	H	HR	R	ER	HB	BB	SO
Altavilla, Dan	.167	6	1	1	1	1	0	1	0
Alvarez, Dario	.350	20	7	0	0	0	1	3	4
Armstrong, Shawn	.256	43	11	0	0	0	0	6	15
Bannister, Nathan	.500	4	2	0	0	0	0	0	0
Beltran, Rigo	.000	2	0	0	0	0	0	0	1
Bergman, Christian	.357	140	50	4	4	4	0	7	28
Bradford, Chasen	.167	6	1	0	0	0	0	0	0
Caughel, Lindsey	.231	26	6	0	0	0	0	1	4
Cook, Ryan	.188	32	6	1	1	1	1	2	9
Detwiler, Ross	.310	84	26	3	3	3	0	5	15
Elias, Roenis	.156	32	5	0	0	0	1	3	11
Evans, Bryan	.169	77	13	3	3	3	2	1	20
Frank, Trevor	.000	3	0	0	0	0	0	0	1
Garton, Ryan	.182	33	6	0	0	0	0	6	11
Gillies, Darin	.343	35	12	2	2	2	1	5	6
Goeddel, Erik	.250	8	2	0	0	0	0	0	2
Goudeau, Ashton	.432	37	16	1	1	1	0	1	5
Grimm, Justin	.286	7	2	0	0	0	0	1	2
Grimm, Justin	.375	16	6	0	0	0	0	2	4
Healy, Tucker	.217	23	5	2	2	2	0	1	5
Higgins, Tyler	.286	28	8	3	3	3	0	2	6
Hutchison, Austin	.800	5	4	0	0	0	0	0	0
Jackson, Tyler	.444	9	4	0	0	0	0	1	1
Lawrence, Casey	.309	97	30	4	4	4	2	1	24
Light, Pat	.500	2	1	0	0	0	0	1	1
McCaughan, Darren	.333	9	3	1	1	1	0	2	2
McIver, Anthony	.200	5	1	0	0	0	0	0	2
McKay, David	.000	1	0	0	0	0	0	0	0
Miranda, Ariel	.325	40	13	1	1	1	0	6	3
Morin, Mike	.188	48	9	1	1	1	0	2	10
Moyers, Steven	.000	6	0	0	0	0	0	0	1
Newsome, Ljay	.200	5	1	0	0	0	0	1	2
Pazos, James	.000	2	0	0	0	0	0	1	0
Perez, Williams	.400	20	8	0	0	0	1	1	4
Povse, Max	.194	31	6	0	0	0	1	9	9
Ramirez, Erasmo	.158	19	3	0	0	0	0	0	4
Rollins, David	.350	20	7	1	1	1	0	1	2
Rumbelow, Nick	.154	13	2	0	0	0	0	3	6
Rzepczynski, Marc	.250	8	2	0	0	0	0	2	1
Schlereth, Daniel	.429	7	3	0	0	0	0	1	0
Smith, Josh A.	.000	10	0	0	0	0	0	1	3
Tenuta, Matt	.182	11	2	0	0	0	0	3	2
Whalen, Rob	.245	94	23	0	0	0	3	6	18
<b>Team Total</b>	<b>.272</b>	<b>1109</b>	<b>302</b>	<b>28</b>	<b>28</b>	<b>28</b>	<b>13</b>	<b>88</b>	<b>240</b>

FRONT OFFICE

CHENEY STADIUM

COACHES/STAFF

2019 RAINIERS

2018 SEASON REVIEW

OPPONENTS

HISTORY & RECORDS

MEDIA & MISC.

# SITUATIONAL PITCHING TOTALS

## RUNNERS ON BASE

PLAYER	OPP AVG	AB	H	HR	R	ER	HB	BB	SO
Altavilla, Dan	.357	14	5	0	6	5	1	2	4
Alvarez, Dario	.170	53	9	0	5	5	3	7	15
Armstrong, Shawn	.157	102	16	0	14	8	0	13	45
Bannister, Nathan	.182	11	2	0	2	2	0	0	2
Bergman, Christian	.281	260	73	6	77	71	4	22	44
Bradford, Chasen	.200	10	2	0	0	0	0	0	1
Caughel, Lindsey	.340	50	17	4	21	21	0	6	7
Cook, Ryan	.160	50	8	0	6	6	1	10	15
Detwiler, Ross	.310	126	39	4	40	40	0	12	20
Elias, Roenis	.298	57	17	1	20	17	1	8	11
Evans, Bryan	.282	117	33	6	34	30	2	7	22
Frank, Trevor	.000	2	0	0	0	0	0	0	2
Garton, Ryan	.221	68	15	1	14	14	0	13	21
Gillies, Darin	.250	76	19	4	23	23	0	5	22
Goeddel, Erik	.308	13	4	0	0	0	0	3	4
Goudeau, Ashton	.348	89	31	4	34	32	0	9	15
Grimm, Justin	.200	20	4	0	2	2	2	1	10
Grimm, Justin	.277	47	13	0	11	11	2	4	20
Healy, Tucker	.300	40	12	1	10	8	0	6	14
Higgins, Tyler	.197	61	12	0	8	7	1	5	21
Hutchison, Austin	.200	15	3	0	1	1	0	1	2
Jackson, Tyler	.500	18	9	3	13	13	0	1	1
Lawrence, Casey	.224	156	35	1	30	26	0	8	36
Light, Pat	.545	11	6	0	8	8	2	7	1
McCaughan, Darren	.222	18	4	0	3	3	0	4	4
McIver, Anthony	.444	9	4	0	2	1	0	1	1
Miranda, Ariel	.238	84	20	1	18	18	1	10	22
Morin, Mike	.258	93	24	1	23	21	1	5	26
Moyers, Steven	.385	13	5	1	5	5	0	0	3
Newsome, Ljay	.500	4	2	0	3	3	0	0	0
Pazos, James	.143	7	1	0	0	0	0	0	2
Perez, Williams	.237	38	9	1	10	7	0	2	11
Povse, Max	.324	68	22	4	35	34	0	13	23
Ramirez, Erasmo	.259	27	7	0	6	4	0	2	8
Rollins, David	.463	41	19	4	20	20	0	1	8
Rumbelow, Nick	.182	33	6	1	4	4	0	3	13
Rzepczynski, Marc	.360	25	9	2	11	10	1	4	7
Schlereth, Daniel	.318	22	7	0	5	5	0	6	6
Smith, Josh A.	.440	25	11	0	14	4	0	2	7
Tenuta, Matt	.303	33	10	1	5	5	0	2	6
Whalen, Rob	.325	206	67	4	69	56	3	20	40
<b>Team Total</b>	<b>.277</b>	<b>2173</b>	<b>601</b>	<b>55</b>	<b>605</b>	<b>23</b>	<b>224</b>	<b>523</b>	

FRONT  
OFFICE

CHENEY  
STADIUM

COACHES/STAFF

2019  
RAINERS

2018 SEASON  
REVIEW

OPPONENTS

HISTORY &  
RECORDS

MEDIA &  
MISC.

# SITUATIONAL PITCHING TOTALS

## BASES LOADED

PLAYER	OPP AVG	AB	H	HR	R	ER	HB	BB	SO
Alvarez, Dario	.000	11	0	0	0	0	0	1	5
Armstrong, Shawn	.000	7	0	0	0	0	0	0	7
Bannister, Nathan	.000	0	0	0	0	0	0	0	0
Bergman, Christian	.143	7	1	0	6	6	0	0	1
Bradford, Chasen	.000	1	0	0	0	0	0	0	0
Caughel, Lindsey	1.000	1	1	1	5	5	0	2	0
Cook, Ryan	.167	6	1	0	3	3	0	0	1
Detwiler, Ross	.600	5	3	1	8	8	0	1	0
Elias, Roenis	.000	1	0	0	0	0	0	0	0
Evans, Bryan	.000	1	0	0	1	1	0	0	0
Garton, Ryan	.000	7	0	0	3	3	0	1	1
Gillies, Darin	.000	1	0	0	0	0	0	0	0
Goeddel, Erik	.000	1	0	0	0	0	0	0	1
Goudeau, Ashton	.200	5	1	0	3	3	0	0	1
Grimm, Justin	.000	2	0	0	1	1	0	0	1
Grimm, Justin	.000	5	0	0	3	3	0	1	2
Healy, Tucker	.250	4	1	0	0	0	0	1	3
Higgins, Tyler	.200	5	1	0	2	2	0	0	0
Jackson, Tyler	.000	1	0	0	0	0	0	0	0
Lawrence, Casey	.500	2	1	0	2	2	0	0	0
Light, Pat	.250	4	1	0	6	6	1	2	0
McCaughan, Darren	.500	4	2	0	3	3	0	0	2
McIver, Anthony	.500	2	1	0	1	1	0	0	0
Miranda, Ariel	.000	4	0	0	1	1	0	1	1
Morin, Mike	.000	1	0	0	1	1	0	0	0
Moyers, Steven	.500	4	2	0	0	0	0	0	1
Perez, Williams	.000	0	0	0	3	3	0	0	0
Povse, Max	.000	4	0	0	5	5	0	0	2
Rollins, David	.000	1	0	0	1	1	0	0	0
Rumbelow, Nick	.000	1	0	0	1	1	0	1	0
Rzeczynski, Marc	.000	3	0	0	2	2	0	1	0
Schlereth, Daniel	.100	1	1	0	1	1	0	0	0
Smith, Josh A.	.500	2	1	0	4	0	0	0	0
Tenuta, Matt	.000	0	0	0	0	0	0	0	0
Whalen, Rob	.286	7	2	0	7	7	0	1	2
<b>Team Total</b>	<b>.194</b>	<b>108</b>	<b>21</b>	<b>2</b>	<b>73</b>	<b>73</b>	<b>1</b>	<b>13</b>	<b>29</b>

## RUNNERS IN SCORING POSITION

PLAYER	OPP AVG	AB	H	HR	R	ER	HB	BB	SO
Altavilla, Dan	.273	11	3	0	5	5	0	1	3
Alvarez, Dario	.184	38	7	0	5	5	3	5	12
Armstrong, Shawn	.180	61	11	0	13	7	0	9	30
Bannister, Nathan	.200	5	1	0	1	1	0	0	1
Bergman, Christian	.283	152	43	2	63	60	2	15	24
Bradford, Chasen	.167	6	1	0	0	0	0	0	0
Caughel, Lindsey	.417	24	10	2	15	15	0	4	4
Cook, Ryan	.152	33	5	0	6	6	1	8	11
Detwiler, Ross	.308	65	20	3	36	36	0	8	11
Elias, Roenis	.256	39	10	1	18	15	0	5	6
Evans, Bryan	.243	70	17	4	28	24	1	3	14
Frank, Trevor	.000	1	0	0	0	0	0	0	1
Garton, Ryan	.250	44	11	1	14	14	0	8	13
Gillies, Darin	.310	42	13	3	20	20	0	4	12
Goeddel, Erik	.125	8	1	0	0	0	0	3	3
Goudeau, Ashton	.360	50	18	2	26	25	0	7	8
Grimm, Justin	.188	16	3	0	2	2	1	1	7
Grimm, Justin	.286	35	10	0	11	11	1	4	14
Healy, Tucker	.321	28	9	1	10	8	0	4	12
Higgins, Tyler	.171	41	7	0	8	7	1	4	15
Hutchison, Austin	.111	9	1	0	1	1	0	1	2
Jackson, Tyler	.455	11	5	1	9	9	0	1	0
Lawrence, Casey	.170	88	15	1	27	24	0	7	22
Light, Pat	.444	9	4	0	8	8	2	7	1
McCaughan, Darren	.214	14	3	0	3	3	0	2	4
McIver, Anthony	.375	8	3	0	2	1	0	0	1
Miranda, Ariel	.267	45	12	1	17	17	0	5	10
Morin, Mike	.286	70	20	1	22	20	1	4	20
Moyers, Steven	.417	12	5	1	5	5	0	0	2
Newsome, Ljay	1.000	1	1	0	3	3	0	0	0
Pazos, James	.167	6	1	0	0	0	0	0	2
Perez, Williams	.200	25	5	1	10	7	0	1	7
Povse, Max	.268	41	11	2	30	29	0	9	15
Ramirez, Erasmo	.286	14	4	0	6	4	0	1	5
Rollins, David	.400	30	12	3	17	17	0	0	7
Rumbelow, Nick	.105	19	2	0	1	1	0	2	8
Rzeczynski, Marc	.471	17	8	2	11	10	1	2	4
Schlereth, Daniel	.385	13	5	0	5	5	0	4	4
Smith, Josh A.	.444	18	8	1	14	4	0	1	2
Tenuta, Matt	.188	16	3	1	3	3	0	1	2
Whalen, Rob	.310	126	39	1	58	46	2	10	25
<b>Team Total</b>	<b>.269</b>	<b>1333</b>	<b>359</b>	<b>34</b>	<b>526</b>	<b>526</b>	<b>15</b>	<b>149</b>	<b>333</b>

FRONT  
OFFICE

CHENEY  
STADIUM

COACHES/STAFF

2019  
RAINIERS

2018 SEASON  
REVIEW

OPPONENTS

HISTORY &  
RECORDS

MEDIA &  
MISC.



# SITUATIONAL PITCHING TOTALS

## RUNNERS IN SCORING POSITION W/ 2 OUTS

PLAYER	OPP AVG	AB	H	HR	R	ER	HB	BB	SO
Altavilla, Dan	.600	5	3	0	4	4	0	1	1
Alvarez, Dario	.190	21	4	0	2	2	0	3	7
Armstrong, Shawn	.233	30	7	0	5	4	0	5	14
Bannister, Nathan	.000	2	0	0	0	0	0	0	1
Bergman, Christian	.200	60	12	2	20	19	1	10	14
Bradford, Chasen	.200	5	1	0	0	0	0	0	0
Caughel, Lindsey	.273	11	3	0	5	5	0	0	2
Cook, Ryan	.176	17	3	0	2	2	1	2	5
Detwiler, Ross	.303	33	10	1	15	15	0	4	6
Elias, Roenis	.368	19	7	1	10	8	0	3	1
Evans, Bryan	.212	33	7	1	9	7	0	3	8
Frank, Trevor	.000	1	0	0	0	0	0	0	1
Garton, Ryan	.348	23	8	1	6	6	0	4	5
Gillies, Darin	.333	21	7	2	10	10	0	4	5
Goeddel, Erik	.000	4	0	0	0	0	0	2	3
Goudeau, Ashton	.375	24	9	0	12	11	0	3	3
Grimm, Justin	.111	9	1	0	0	0	0	0	4
Grimm, Justin	.111	9	1	0	0	0	0	0	4
Healy, Tucker	.412	17	7	1	5	5	0	3	5
Higgins, Tyler	.100	20	2	0	2	2	0	3	7
Hutchison, Austin	.000	4	0	0	0	0	0	1	0
Jackson, Tyler	.600	5	3	0	4	4	0	1	0
Lawrence, Casey	.182	44	8	1	14	12	0	5	11
Light, Pat	.667	6	4	0	3	3	2	1	0
McCaughan, Darren	.000	4	0	0	0	0	0	0	1
McIver, Anthony	.000	2	0	0	0	0	0	0	1
Miranda, Ariel	.300	20	6	1	9	9	0	2	5
Morin, Mike	.250	36	9	1	8	8	0	2	8
Moyers, Steven	.286	7	2	0	2	2	0	0	2
Newsome, Ljay	.000	0	0	0	0	0	0	0	0
Pazos, James	.000	2	0	0	0	0	0	0	0
Perez, Williams	.200	10	2	1	4	2	0	1	2
Povse, Max	.125	16	2	1	7	7	0	4	7
Ramirez, Erasmo	.375	8	3	0	3	2	0	1	3
Rollins, David	.462	13	6	2	10	10	0	0	2
Rumbelow, Nick	.111	9	1	0	1	1	0	1	5
Rzpepczynski, Marc	.250	8	2	0	2	2	1	1	3
Schlereth, Daniel	.500	8	4	0	5	5	0	2	1
Smith, Josh A.	.200	5	1	0	2	0	0	0	1
Tenuta, Matt	.125	8	1	1	1	1	0	0	1
Whalen, Rob	.323	62	20	1	28	23	1	7	11
<b>Team Total</b>	<b>.260</b>	<b>634</b>	<b>165</b>	<b>18</b>	<b>210</b>	<b>191</b>	<b>6</b>	<b>79</b>	<b>157</b>

FRONT  
OFFICE

CHENEY  
STADIUM

COACHES/STAFF

2019  
RAINERS

2018 SEASON  
REVIEW

OPPONENTS

HISTORY &  
RECORDS

MEDIA &  
MISC.

## 2018 TACOMA RAINIERS TEAM HIGHLIGHTS

**THAT'S A WRAP:** The 2018 Tacoma Rainiers completed their 59th season of play with a final record of 66-73 (.475). The club finished the year in third place in the Pacific Coast League's Pacific Northern Division, 16.0 games behind the division-winning Fresno Grizzlies (82-57). The Rainiers checked in at second or tied for second place in the division for 87 days over the course of the season. Tacoma now sports an all-time record of 1,741-1,690 (.507) as the top affiliate of the Seattle Mariners after 24 seasons (1995-current). The Rainiers posted a record of 34-36 at Cheney Stadium, marking the first sub-.500 home season since 2012.

**MR. MANAGER:** Manager Pat Listach served as the Rainiers skipper for the fourth consecutive year in 2018, running his all-time record in Tacoma to 281-287 (.495). His 281 wins as Tacoma's manager are the fourth-most in franchise history (1st, Darren Brown, 433 wins, 2007-2013) — the Rainiers 9-3 victory over Colorado Springs on August 4 moved him past Whitey Lockman (1967-1970, Tacoma Cubs) for sole possession of fourth place.

**TEAM AWARDS:** The Rainiers front office, in coordination with the club's field staff, presented the following players with 2018 End of Year Awards:

- **Offensive Player of the Year:** Daniel Vogelbach, INF
- **Pitcher of the Year:** Shawn Armstrong, RHP
- **Defensive Player of the Year:** Seth Mejias-Brean, INF

Vogelbach finished the season leading the Pacific Coast League with a .434 on-base percentage, while also ranking among the circuit's top players in walks (2nd, 77), slugging percentage (5th, .545), and best HR/AB ratio (1st, 1/14.85). He led the Rainiers with 20 home runs and 60 RBI, while placing second on the club with 164 total bases. Armstrong ended the season tied for fourth in the PCL with 15 saves, and paced the league's qualified relievers (min. 0.4 IP/league games) in lowest opponent batting average (.192/38x198) and highest K/9 rate (13.18). From June 14 - August 25, Armstrong allowed just two earned runs over 25 appearances and 26.1 innings for a 0.68 ERA. Mejias-Brean logged 91 games at third base for Tacoma while posting a .950 fielding percentage at the hot corner, the sixth-best mark in the league among players with 60+ games at the position.

**HARDWARE HEROES:** Tacoma placed one player on the Pacific Coast League roster for the 2018 Triple-A All-Star Game, and had two players earn weekly awards during the season. Right-handed relief pitcher Shawn Armstrong was the Rainiers lone representative at the Triple-A All-Star Game — at the time of his selection he had made 29 appearances for Tacoma with a 2.34 ERA. Armstrong faced one batter in the all-star game, retiring them via strikeout. Infielder Daniel Vogelbach was tabbed as the PCL Player of the Week for May 7-13, while right-handed pitcher Casey Lawrence was honored as the league's Pitcher of the Week for June 4-10. Vogelbach logged eight games during his week, hitting .429 (12x28) with nine runs scored, four doubles, five home runs, and eight RBI — his 1.107 slugging percentage during that stretch was the second-best mark in Minor League Baseball. Lawrence made two starts during his week, including a complete-game, three-hit shutout performance against the Memphis Redbirds on June 5 — over his two starts he limited opposing batters to a .154 batting average while striking out 13. 2018 was the third straight year the Rainiers have had multiple weekly award winners, and the 21st straight season they have had at least one weekly award winner.

**MOVIN' ON UP:** Over the course of the 2018 season, the Rainiers promoted 24 players to the Major Leagues with Seattle, one of which — outfielder **John Andreoli** — made his Major League debut with the Mariners. Of those 24 players, 13 were promoted once, 11 earned the call twice, eight were moved up three times, and two — right-handed pitchers **Chasen Bradford** and **Nick Rumbelow** — were bumped up four times.

**R HOUSE GUESTS:** Across 70 home games (69 openings) this season, the Tacoma Rainiers welcomed 372,780 guests through the gates at Cheney Stadium, registering as the fourth-best single-season attendance mark in franchise history. Cheney Stadium proudly served 26 sellout crowds in 2018, up from 23 in 2017 and 22 in 2016. At one point — from August 1-26 — the Rainiers enjoyed sellout crowds in 13-of-18 games, with a nine-game sellout streak from August 7-24. The Rainiers average crowd of 5,403 fans was the second-highest mark since the renovated Cheney Stadium debuted in 2011. The club filled Cheney Stadium to an average mark of 83.1% capacity (6,500) in 2018, the third-best mark in the PCL.

**WALK THIS WAY:** The Rainiers led all of Minor League Baseball with 623 walks this season, an average of 4.48 walks/game. They were the only MiLB team to draw more than 600 walks in 2018, and took first place by a margin of 56 free passes — the next closest MiLB team was Triple-A Fresno, who finished the year with 567 walks. The Rainiers .349 on-base percentage in 2018 was the fifth-best mark among full-season minor league teams, and the club's best mark since posting a .351 OBP in 2014. Tacoma infielder **Daniel Vogelbach** ranked second in the Pacific Coast League, second in Triple-A baseball, and 10th across all of Minor League Baseball with 77 walks this season. The Rainiers single-game high mark in walks drawn was 11, accomplished five times — they went without a walk in just three games.

**STREAKONOMICS:** Infielder **Seth Mejias-Brean** logged a 15-game hit streak from July 19 - August 5, which stood up as the longest hit streak on the team and tied for the ninth longest streak in the PCL in 2018. Over that stretch, Mejias-Brean hit .436 (24x55) with six runs scored, three doubles, one triple, one home run, and eight RBI. Infielder **Daniel Vogelbach** registered the Rainiers longest on-base streak of the season, reaching base safely in 33 straight games from June 25 - August 14. During the streak, Vogelbach hit .350 (42x120) with 23 runs scored, five doubles, nine home runs, 32 RBI, 30 walks, and a .474 onbase percentage. It was tied for the sixth-longest on-base streak in the PCL in 2018 and the longest on-base streak by a Rainiers player since Major League Baseball Advanced Media began tracking them in 2009. Right-handed reliever **Shawn Armstrong** notched the most consecutive scoreless outings among the Rainiers pitchers, making 14 appearances (15.1 IP) from June 14 - July 21 without allowing an earned run. Over that stretch he limited batters to a .176 (9x51) batting average while collecting 22 strikeouts and eight saves.

## 2018 TACOMA RAINIERS TEAM HIGHLIGHTS (CONTINUED)

**BOOKKEEPING:** Infielder **Daniel Vogelbach** and outfielder **Ian Miller** both played their way into the Rainiers record books this season. After his performance in 2018, Vogelbach now ranks on the Tacoma franchise leaderboards in walks (7th, 195), home runs (18th, 44), and RBI (T-19th, 175). Miller, who placed second in the PCL with 33 stolen bases this year, now ranks tied for 17th in Tacoma history with 46 stolen bases.

**ON THE MOVE:** The 76 players (pitchers + position players) used by Tacoma in 2018 are the second-most fielded in a single season in franchise history (1st, 88, 2017). The Rainiers saw contributions from 34 positions players and 44 pitchers during the season (**Danny Munro** and **Andrew Aplin** served in both roles). Of the 23 players active for Tacoma on Opening Night (April 5), only seven were active for the club's season finale on September 3 in El Paso: pitchers **Christian Bergman** and **Mike Morin**, catcher **Garrett Kennedy**, infielders **Gordon Beckham** and **Zach Vincej**, and outfielders **Ian Miller** and **Cameron Perkins**. No players were active for all 139 Rainiers games in 2018 (most: OF Ian Miller, 136).

**THE WHOLE NINE:** From July 17–26, the Rainiers lost nine consecutive games, suffering three-game series sweeps by the Salt Lake Bees and Round Rock Express along the way. It was the longest losing streak Tacoma has endured in the 21st century, with game-by-game logs only available dating back through 2000. Before the streak began, the Rainiers were in 2nd place in the Pacific Northern Division and just 3.5 games behind the Fresno Grizzlies — once the streak was finally snapped with a 4-2 victory over New Orleans on July 27, they had fallen into a tie for 2nd place and were 9.0 games back in the division. During the streak, Tacoma's offense hit just .230 (70x304) overall, hit .176 (13x74) with runners in scoring position, and averaged only 2.7 runs per game — they scored three or fewer runs in eight straight games from July 18–26.

### SCORE BY INNING

	1	2	3	4	5	6	7	8	9	X	Total
Rainiers	69	59	68	93	96	95	66	72	52	6	676
Opponents	74	71	85	88	104	81	66	71	24	8	672

### RAINIERS MULTI-HIT GAMES

Player	2	3	4	5	6	7	Total
Andreoli	19	5	-	-	-	-	24
Aplin	12	5	-	-	-	-	17
Beckham	23	8	1	-	-	-	32
Freitas	17	2	-	-	-	-	19
Gamel	9	-	1	-	-	-	10
Hague	3	-	-	-	-	-	3
Heredia	1	-	-	-	-	-	1
Hernandez	1	-	-	-	-	-	1
Hermann	8	2	-	-	-	-	10
Kennedy	4	-	-	-	-	-	4
Law	9	4	1	-	-	-	14
Marjama	8	2	-	-	-	-	10
Mejias-Brean	22	2	-	-	-	-	24
Miller	28	3	-	-	-	-	31
Motter	7	1	-	-	-	-	8
Munro	7	-	-	-	-	-	7
Nieuwenhuis	8	-	1	-	-	-	9
Ochoa	1	-	-	-	-	-	1
Perkins	17	7	1	-	-	-	25
Rivera	1	1	-	-	-	-	2
Rupp	2	1	1	-	-	-	4
Vincej	20	4	-	-	-	-	24
Vogelbach	19	5	-	-	-	-	24
Werth	3	2	-	-	-	-	5
White	-	1	-	-	-	-	1

### RAINIERS MULTI-RBI GAMES

Player	2	3	4	5	6	7	Total
Andreoli	7	1	-	-	-	-	8
Aplin	4	3	1	-	-	-	8
Beckham	11	2	-	-	-	-	13
Freitas	2	-	2	-	-	-	4
Gamel	2	1	1	-	-	-	4
Hague	4	1	-	-	-	-	5
Herman	4	-	-	-	-	1	5
Kennedy	2	1	-	-	-	-	3
Law	3	3	-	-	-	-	6
Marjama	6	1	1	-	-	-	8
Mejias-Brean	8	1	1	-	-	-	10
Miller	5	5	-	-	-	-	10
Motter	4	2	1	-	-	-	7
Munro	5	1	-	-	-	-	6
Navarro	1	1	-	-	-	-	2
Nieuwenhuis	4	1	1	-	-	-	6
Ochoa	1	-	-	-	-	-	1
Perkins	10	4	1	-	-	-	15
Rivera	1	-	-	-	-	-	1
Rupp	1	-	1	-	-	-	2
Vogelbach	13	4	1	1	-	-	19
Vincej	8	3	1	-	-	-	12
Werth	1	3	1	-	-	-	5

### RAINIERS HOME RUNS

RECORD BY HOME RUN:	0	1	2	3	4	5	6	7	8	9
	24-46	22-30	15-6	3-1	2-0	0-0	0-0	0-0	0-0	0-0
HOME RUNS BY POSITIONS:	C	1B	2B	3B	SS	LF	CF	RF	DH	
	15	21	9	11	9	6	6	13	14	





# 2018 RAINIERS HIGHS & LOWS

FRONT OFFICE  
 CHENEY STADIUM  
 COACHES/STAFF  
 2019 RAINIERS  
 2018 SEASON REVIEW  
 OPPONENTS  
 HISTORY & RECORDS  
 MEDIA & MISC.

## TEAM BATTING

Most Runs, Game.....	17, 6/22 at SL
Fewest Runs, Game.....	0, seven times, last, 8/28 at LV
Most Runs, Inning.....	11, 4/10 at FRE (9th inning)
Most Hits, Game.....	21, 6/22 at SL
Fewest Hits, Game.....	1, 5/1 vs. ABQ
Most Hits, Inning.....	7, 7/3 vs. RNO (3rd inning)
Most Doubles, Game.....	6, three times, last, 8/9 at SL
Most Triples, Game.....	2, three times, last, 8/29 at LV
Most Home Runs, Game.....	4, twice, last, 8/3 vs. OKC
Most Consecutive Games, Homer.....	8, 5/8-14
Most Consecutive Games, No Homer.....	7 G, 7/19-26
Most Extra Base Hits, Game.....	9, 7/17 at RNO
Total Bases, Game.....	35, 8/3 vs. OKC
Most Walks, Game.....	11, five times, last, 7/12 vs. FRE
Fewest Walks, Game.....	0, three times, last, 7/20 vs. SL
Most Strikeouts, Game.....	14, 7/12 vs. FRE
Fewest Strikeouts, Game.....	14, 7/12 vs. FRE
Most Stolen Bases, Game.....	3, eight times, last, 8/26 vs. ELP
Most Left On Base, Game.....	16, 5/27 at LV

## INDIVIDUAL BATTING

Most At-Bats, Game.....	6, five times, last, Beckham, 7/16 at RNO
Most Runs, Game.....	4, Hague, 4/18 vs. ABQ
Most Hits, Game.....	4, six times, last, Rupp, 8/30 at LV
Most Doubles, Game.....	3, Law, 7/13 vs. FRE
Most Triples, Game.....	1, 32 times, last, Rupp, 8/30 at LV
Most Home Runs, Game.....	2, Vogelbach, 5/13 at SAC (GM2)
Most RBI, Game.....	7, Herrmann, 4/18 vs. ABQ
Most Walks, Game.....	4, Vogelbach, 6/30 vs. RNO
Most Strikeouts, Game.....	4, four times, last, Werth, 5/8 at ELP
Most Stolen Bases, Game.....	3, Miller, 8/31 at ELP
Longest Hitting Streak.....	15 G, Mejias-Brean, 7/19-8/5

## TEAM PITCHING

Fewest Runs, Game.....	0, six times, last, 8/23 vs. RNO
Most Runs, Game.....	14, 6/30 vs. RNO
Most Runs, Inning.....	6, four times, last, 8/7 vs. COS (4th inning)
Fewest Hits, Game.....	2, 8/22 vs. RNO
Most Hits, Game.....	20, 5/2 vs. ABQ
Fewest Walks, Game.....	0, seven times, last, 7/25 at RR
Most Walks, Game.....	12, twice, last, 6/8 at NAS
Most Strikeouts, Game.....	15, 5/15 at SAC
Most Doubles, Game.....	5, five times, last, 7/17 at RNO
Most Triples, Game.....	2, seven times, last, 6/30 vs. RNO
Most Home Runs, Game.....	4, twice, last, 7/18 at RNO

## INDIVIDUAL PITCHING

Longest Winning Streak.....	3 G, twice, last, Whalen, 5/9-19
Longest Losing Streak.....	4 G, Povse, 4/25-5/10
Most Innings Pitched, Starter.....	9.0, Lawrence, 6/5 at MEM
Most Innings Pitched, Reliever.....	5.2, Lawrence, 6/27 vs. LV
Most Walks, Game.....	7, Povse, 5/10 at ELP
Most Strikeouts, Game.....	9, three times, last, Detwiler, 6/25 vs. LV
Most Hit By Pitch, Game.....	2, six times, last, Cook, 8/23 vs. RNO
Most Runs Allowed, Game.....	10, Smith, 4/11 at FRE
Most Hits Allowed, Game.....	12, Rollins, 9/2 at ELP

## TEAM MISCELLANEOUS

Longest Winning Streak.....	5 G, twice, last, 7/6-13
Longest Winning Streak, Home.....	6 G, 6/15-25
Longest Winning Streak, Road.....	5 G, 5/14-27
Most Consecutive Losses.....	9 G, 7/17-26
Most Consecutive Losses, Home.....	7 G, 7/14-8/2
Most Consecutive Losses, Road.....	6 G, 7/17-26
Longest Game, Time.....	3:49, 6/30 vs. RNO (9 inn.); 3:50, 8/21 vs. RNO (10 inn.)
Shortest Game, Time.....	2:05, 7/5 at ABQ (9 inn.); 2:09, 7/28 at NO (7 inn.)
Longest Game, Innings.....	11, 5/31 vs. SL
Highest Attendance, Home.....	7,497, 8/22 vs. RNO
Highest Attendance, Road.....	15,652, 7/4 at ABQ
Lowest Attendance, Home.....	2,284, 4/17 vs. ABQ
Lowest Attendance, Road.....	2,163, 5/29 at LV
Most Double Plays Turned.....	4, 7/6 at ABQ
Most Opponent Double Plays Turned.....	4, three times, last, 7/27 at NO
Most Errors.....	4, 5/31 vs. SL
Largest Margin of Victory.....	16 R, 6/22 at SL
Largest Margin of Defeat.....	10 R, 4/25 at FRE
Biggest Comeback To Win.....	5 R, 6/11 at NAS

# 2018 RAINIERS TRANSACTIONS

NO.	DATE	ACTION	POS	PLAYER	TRANSACTION
24-	4/2	ADD	VAR	MULTIPLE PLAYERS	Added to initial roster
25	4/3	DELETE	INF	TAYLOR MOTTER	Recalled by Seattle.
26	4/9	ADD	RHP	CHASE DE JONG	Optioned from Seattle.
27	4/9	DELETE	OF	JAMES RAMSEY	Released from contract.
28	4/11	DELETE	INF	MIKE FREEMAN	Selected by Seattle.
29	4/11	DELETE	LHP	PAUL FRY	Designated for assignment.
30	4/12	DELETE	RHP	EVAN MARSHALL	Recalled by Seattle.
31	4/12	ADD	RHP	CASEY FIEN	Outrighted from Seattle.
32	4/12	ADD	RHP	MICHAEL RIVERA	Transferred from AZL Extended.
33	4/12	ADD	OF	BOOG POWELL	Reinstated from Restricted List.
34	4/14	DELETE	RHP	MICHAEL RIVERA	Transferred to AZL Extended.
35	4/14	ADD	LHP	DILLON OVERTON	Optioned from Seattle.
36	4/16	DELETE	RHP	DYLAN UNSWORTH	Transferred to Arkansas (AA).
37	4/16	ADD	C	ALEXANDER CAPRIATA	Transferred from AZL Extended.
38	4/18	DELETE	C	ALEXANDER CAPRIATA	Transferred to AZL Extended.
39	4/18	ADD	C	RYAN SCOTT	Transferred from AZL Extended.
40	4/19	DELETE	C	STEVEN BARON	Placed on Disabled List.
41	4/21	ADD	RHP	BRETT ASH	Transferred from Arkansas (AA).
42	4/21	ADD	RHP	RAFAEL PINEDA	Transferred from Arkansas (AA).
43	4/21	ADD	RHP	DAN ALTAVILLA	Optioned from Seattle.
44	4/21	DELETE	RHP	CHASE DE JONG	Recalled by Seattle.
45	4/23	DELETE	RHP	CHRIS HESTON	Recalled by Seattle.
46	4/23	DELETE	INF	DANIEL VOGELBACH	Recalled by Seattle.
47	4/23	ADD	RHP	CHASE DE JONG	Optioned from Seattle.
48	4/24	DELETE	RHP	BRETT ASH	Transferred to Arkansas (AA).
49	4/24	ADD	INF	MIKE FREEMAN	Optioned from Seattle.
50	4/25	ADD	C	ALEXANDER CAPRIATA	Transferred from AZL Extended.
51	4/26	DELETE	RHP	CASEY FIEN	Selected by Seattle.
52	4/26	DELETE	RHP	CHASE DE JONG	Recalled by Seattle.
53	4/26	DELETE	LHP	DILLON OVERTON	Recalled by Seattle.
54	4/26	DELETE	OF	BEN GAMEL	Recalled by Seattle.
55	4/26	ADD	RHP	EVAN MARSHALL	Optioned from Seattle.
56	4/26	ADD	RHP	CHRIS HESTON	Optioned from Seattle.
57	4/26	DELETE	RHP	RAFAEL PINEDA	Transferred to AZL Extended.
58	4/27	ADD	INF	JOSEPH ROSA	Transferred from AZL Extended.
59	4/27	DELETE	C	RYAN SCOTT	Transferred to Clinton (A).
60	4/27	ADD	RHP	ROB WHALEN	Optioned from Seattle.
61	4/27	ADD	OF	LEONYS MARTIN	Outrighted from Seattle.
62	4/28	ADD	C	STEVEN BARON	Activated from Disabled List.
63	4/28	DELETE	C	ALEXANDER CAPRIATA	Transferred to AZL Extended.
64	4/29	DELETE	OF	BOOG POWELL	Recalled by Seattle.
65	4/29	DELETE	INF	GORDON BECKHAM	Placed on Disabled List.
66	5/2	DELETE	RHP	JEAN MACHI	Selected by Seattle.
67	5/2	DELETE	RHP	EMILIO PAGAN	Selected by Seattle.
68	5/2	ADD	INF	DANIEL VOGELBACH	Optioned from Seattle.
69	5/2	ADD	INF	SETH MEJIAS-BREAN	Traded outright from Louisville (CIN-AAA)
70	5/2	ADD	LHP	PAUL PAEZ	Transferred from AZL Extended.
71	5/2	ADD	LHP	LANE RATLIFF	Transferred from AZL Extended.
72	5/3	DELETE	INF	JOSEPH ROSA	Transferred to AZL Extended.
73	5/3	ADD	RHP	CASEY FIEN	Outrighted from Seattle.
74	5/4	ADD	OF	BOOG POWELL	Optioned from Seattle.
75	5/5	ADD	C	ALEXANDER CAPRIATA	Transferred from AZL Extended.
76	5/5	DELETE	INF	MIKE FREEMAN	Recalled by Seattle.
77	5/5	DELETE	RHP	EVAN MARSHALL	Recalled by Seattle.
78	5/5	DELETE	C	TUFFY GOSEWISCH	Recalled by Seattle.
79	5/5	ADD	C	MIKE ZUNINO	Optioned from Seattle.
80	5/6	DELETE	RHP	DAN ALTAVILLA	Recalled by Seattle.
81	5/6	DELETE	RHP	ROB WHALEN	Recalled by Seattle.
82	5/6	ADD	RHP	EMILIO PAGAN	Optioned from Seattle.
83	5/6	DELETE	LHP	LANE RATLIFF	Transferred to AZL Extended.
84	5/6	ADD	RHP	MICHAEL RIVERA	Transferred from AZL Extended.
85	5/6	ADD	RHP	NATHAN BANNISTER	Transferred from Modesto (A+).
86	5/7	DELETE	RHP	NATHAN BANNISTER	Transferred to Modesto (A+).
87	5/7	ADD	RHP	ROB WHALEN	Optioned from Seattle.
88	5/7	ADD	LHP	MICHAEL SUAREZ	Transferred from AZL Extended.
89	5/7	ADD	LHP	KYLE HUNTER	Transferred from Arkansas (AA).
90	5/7	DELETE	RHP	CHRISTIAN BERGMAN	Selected by Seattle.
91	5/8	ADD	RHP	ANDREW MOORE	Transferred from Arkansas (AA).
92	5/8	DELETE	LHP	PAUL PAEZ	Transferred to Arkansas (AA).
93	5/8	DELETE	LHP	MICHAEL SUAREZ	Transferred to AZL Extended.
94	5/9	DELETE	RHP	CASEY FIEN	Outright trade to Philadelphia.
95	5/10	DELETE	RHP	SAM GAVIGLIO	Selected by Seattle.
96	5/11	ADD	INF	RAYDER ASCANIO	Transferred from Clinton (A).

FRONT  
OFFICE

CHENEY  
STADIUM

COACHES/STAFF

2019  
RAINIERS

2018 SEASON  
REVIEW

OPPONENTS

HISTORY &  
RECORDS

MEDIA &  
MISC.

## 2018 RAINIERS TRANSACTIONS (CONTINUED)

NO.	DATE	ACTION	POS	PLAYER	TRANSACTION
97	5/11	ADD	RHP	DAN ALTAVILLA	Optioned from Seattle.
98	5/11	ADD	INF	DANNY MUNO	Signed minor league contract.
99	5/11	DELETE	C	ALEXANDER CAPRIATA	Transferred to AZL Extended.
100	5/12	ADD	RHP	TYLER CLOYD	Signed minor league contract.
101	5/12	DELETE	RHP	MICHAEL RIVERA	Transferred to AZL Extended.
102	5/12	ADD	RHP	CASEY LAWRENCE	Optioned from Seattle.
103	5/13	DELETE	RHP	RYAN WEBER	Selected by Seattle.
104	5/14	ADD	RHP	ART WARREN	Transferred from Modesto (A+).
105	5/14	DELETE	RHP	DAN ALTAVILLA	Recalled by Seattle.
106	5/16	DELETE	RHP	ART WARREN	Transferred to Modesto (A+).
107	5/16	DELETE	OF	BOOG POWELL	Recalled by Seattle.
108	5/16	ADD	LHP	PAUL PAEZ	Transferred from Arkansas (AA).
109	5/17	ADD	RHP	STEVEN RIDINGS	Transferred from AZL Extended.
110	5/17	DELETE	RHP	CASEY LAWRENCE	Recalled by Seattle.
111	5/18	DELETE	INF	RAYDER ASCANIO	Transferred to Clinton (A).
112	5/18	ADD	RHP	JEAN MACHI	Outrighted from Seattle.
113	5/18	ADD	RHP	CHASE DE JONG	Optioned from Seattle.
114	5/19	DELETE	LHP	PAUL PAEZ	Placed on Disabled List.
115	5/20	ADD	RHP	NATHAN BANNISTER	Transferred from Modesto (A+).
116	5/20	ADD	LHP	DILLON OVERTON	Optioned from Seattle.
117	5/21	DELETE	RHP	CHRIS HESTON	Recalled by Seattle.
118	5/21	DELETE	INF	DANIEL VOGELBACH	Recalled by Seattle.
119	5/21	ADD	INF	MIKE FREEMAN	Optioned from Seattle.
120	5/21	ADD	RHP	RYAN KELLY	Signed minor league contract.
121	5/21	ADD	C	TUFFY GOSEWISCH	Optioned from Seattle.
122	5/21	ADD	RHP	CHRIS HESTON	Optioned from Seattle.
123	5/21	ADD	INF	DANIEL VOGELBACH	Optioned from Seattle.
124	5/22	DELETE	RHP	STEVEN RIDINGS	Transferred to AZL Extended.
125	5/22	ADD	C	ALEXANDER CAPRIATA	Transferred from AZL Extended.
126	5/22	ADD	RHP	KODY KERSKI	Transferred from Clinton (A).
127	5/22	DELETE	RHP	EMILIO PAGAN	Recalled by Seattle.
128	5/22	DELETE	C	MIKE ZUNINO	Recalled by Seattle.
129	5/22	DELETE	RHP	NATHAN BANNISTER	Transferred to Modesto (A+).
130	5/23	DELETE	C	ALEXANDER CAPRIATA	Transferred to AZL Extended.
131	5/23	DELETE	RHP	KODY KERSKI	Transferred to Modesto (A+).
132	5/24	DELETE	RHP	CHRIS HESTON	Designated for assignment.
133	5/24	DELETE	RHP	ROB WHALEN	Recalled by Seattle.
134	5/24	ADD	RHP	EMILIO PAGAN	Optioned from Seattle.
135	5/25	ADD	OF	ANDREW APLIN	Optioned from Seattle.
136	5/25	DELETE	OF	DARIO PIZZANO	Transferred to Arkansas (AA).
137	5/25	DELETE	INF	SETH MEJIAS-BREAN	Transferred to Arkansas (AA).
138	5/26	DELETE	INF	MIKE FREEMAN	Claimed off waivers from Los Angeles NL.
139	5/26	ADD	LHP	LANE RATLIFF	Transferred from AZL Extended.
140	5/26	ADD	RHP	NATHAN BANNISTER	Transferred from Modesto (A+).
141	5/27	DELETE	RHP	NATHAN BANNISTER	Transferred to Modesto (A+).
142	5/28	DELETE	RHP	RYNE HARPER	Selected by Seattle.
143	5/28	ADD	RHP	ROB WHALEN	Optioned from Seattle.
144	5/29	DELETE	LHP	KYLE HUNTER	Placed on Disabled List.
145	5/30	ADD	RHP	JONATHAN ARO	Activated from Restricted List.
146	5/30	ADD	RHP	RYNE HARPER	Optioned from Seattle.
147	5/31	ADD	RHP	CODY MARTIN	Activated from Disabled List.
148	5/31	DELETE	LHP	LANE RATLIFF	Transferred to AZL Extended.
149	5/31	ADD	INF	EUGENE HELDER	Transferred from AZL Extended.
150	6/2	DELETE	RHP	TYLER CLOYD	Selected by Seattle.
151	6/2	DELETE	INF	CHRIS TAYLOR	Selected by Seattle.
152	6/2	ADD	RHP	CASEY LAWRENCE	Optioned from Seattle.
153	6/2	DELETE	OF	ANDREW APLIN	Designated for Assignment.
154	6/2	ADD	INF	WILLIE ARGO	Transferred from Modesto (A+).
155	6/3	DELETE	INF	WILLIE ARGO	Transferred to Modesto (A+).
156	6/3	ADD	OF	BRAYAN HERNANDEZ	Transferred from AZL Extended.
157	6/3	ADD	INF	RYAN JACKSON	Signed minor league contract.
158	6/3	DELETE	INF	EUGENE HELDER	Transferred to AZL Extended.
159	6/5	ADD	OF	ANDREW APLIN	Outrighted from Seattle.
160	6/10	DELETE	RHP	EMILIO PAGAN	Recalled by Seattle.
161	6/10	ADD	RHP	TYLER CLOYD	Optioned from Seattle.
162	6/10	ADD	OF	BOOG POWELL	Optioned from Seattle.
163	6/11	ADD	RHP	EMILIO PAGAN	Optioned from Seattle.
164	6/12	DELETE	RHP	CASEY LAWRENCE	Recalled by Seattle.
165	6/12	ADD	LHP	KYLE HUNTER	Activated from Disabled List.
166	6/12	DELETE	OF	BRAYAN HERNANDEZ	Transferred to Everett (SS).
167	6/13	DELETE	RHP	EMILIO PAGAN	Placed on Temporarily Inactive List.
168	6/14	DELETE	RHP	CHASE DE JONG	Recalled by Seattle.
169	6/14	ADD	INF	GORDON BECKHAM	Activated from Disabled List.

FRONT OFFICE

CHENEY STADIUM

COACHES/STAFF

2019 RAINIERS

2018 SEASON REVIEW

OPPONENTS

HISTORY & RECORDS

MEDIA & MISC.



## 2018 RAINIERS TRANSACTIONS (CONTINUED)

NO.	DATE	ACTION	POS	PLAYER	TRANSACTION
170	6/17	ADD	RHP	CASEY LAWRENCE	Optioned from Seattle.
171	6/17	DELETE	RHP	ROB WHALEN	Recalled by Seattle.
172	6/17	ADD	RHP	EMILIO PAGAN	Reinstated from Temporarily Inactive List.
173	6/17	DELETE	LHP	KYLE HUNTER	Transferred to Arkansas (AA).
174	6/18	DELETE	LHP	DILLON OVERTON	Designated for Assignment.
175	6/19	ADD	RHP	CHASE DE JONG	Optioned from Seattle.
176	6/19	ADD	RHP	PAT LIGHT	Optioned from Seattle.
177	6/21	DELETE	RHP	TYLER CLOYD	Designated for Assignment.
178	6/21	DELETE	RHP	ANDREW MOORE	Selected by Seattle.
179	6/21	ADD	INF	TYLER SMITH	Optioned from Seattle.
180	6/21	DELETE	INF	RYAN JACKSON	Released from player contract.
181	6/22	ADD	RHP	TYLER CLOYD	Outrighted from Seattle.
182	6/22	ADD	RHP	ROB WHALEN	Transferred from Arkansas (AA).
183	6/23	DELETE	RHP	TYLER CLOYD	Placed on Disabled List.
184	6/23	ADD	RHP	CHRISTIAN BERGMAN	Optioned from Seattle.
185	6/24	DELETE	RHP	RYNE HARPER	Placed on Disabled List.
186	6/26	ADD	RHP	ANDREW MOORE	Optioned from Seattle.
187	6/30	DELETE	RHP	PAT LIGHT	Placed on Disabled List.
188	6/30	ADD	RHP	RYAN KELLY	Activated from Disabled List.
189	7/2	DELETE	OF	BOOG POWELL	Recalled by Seattle.
190	7/2	ADD	RHP	RYNE HARPER	Activated from Disabled List.
191	7/2	DELETE	LHP	NICK HAGADONE	Released from player contract.
192	7/3	DELETE	RHP	ANDREW MOORE	Recalled by Seattle.
193	7/3	ADD	RHP	MAX POVSE	Optioned from Seattle.
194	7/4	ADD	RHP	DAN ALTAVILLA	Optioned from Seattle.
195	7/6	DELETE	RHP	ROB WHALEN	Placed on Disabled List.
196	7/6	ADD	RHP	AUSTIN HUTCHISON	Transferred from AZL Mariners (ROK).
197	7/6	ADD	RHP	SAM GAVIGLIO	Optioned from Seattle.
198	7/7	DELETE	RHP	EMILIO PAGAN	Recalled by Seattle.
199	7/7	DELETE	RHP	CODY MARTIN	Placed on Temporarily Inactive List.
200	7/8	ADD	RHP	PAT LIGHT	Activated from Disabled List.
201	7/9	ADD	RHP	TYLER CLOYD	Activated from Disabled List.
202	7/9	DELETE	RHP	AUSTIN HUTCHISON	Transferred to AZL Mariners (ROK).
203	7/10	DELETE	OF	ANDREW APLIN	Placed on Disabled List.
204	7/11	ADD	LHP	PAUL PAEZ	Activated from Disabled List.
205	7/11	DELETE	LHP	PAUL PAEZ	Transferred to Arkansas (AA).
206	7/13	ADD	RHP	CODY MARTIN	Activated from Temporarily Inactive List.
207	7/17	ADD	OF	BOOG POWELL	Optioned from Seattle.
208	7/18	DELETE	RHP	SAM GAVIGLIO	Recalled by Seattle.
209	7/19	ADD	RHP	THYAGO VIEIRA	Transferred from Arkansas (AA).
210	7/19	DELETE	RHP	RYAN KELLY	Transferred to Arkansas (AA).
211	7/20	DELETE	RHP	MAX POVSE	Recalled by Seattle.
212	7/20	ADD	RHP	SAM GAVIGLIO	Optioned from Seattle.
213	7/20	ADD	RHP	MAX POVSE	Optioned from Seattle.
214	7/21	ADD	LHP	MARCO GONZALES	Optioned from Seattle.
215	7/21	DELETE	OF	TYLER O'NEILL	Traded to Memphis (AAA-St. Louis).
216	7/21	DELETE	RHP	JEAN MACHI	Traded to Charlotte (AAA-Chicago AL).
217	7/21	DELETE	RHP	MARK LOWE	Traded to Charlotte (AAA-Chicago AL).
218	7/22	ADD	OF	IAN MILLER	Transferred from Arkansas (AA).
219	7/22	DELETE	LHP	DEAN KIEKHEFER	Placed on Disabled List.
220	7/23	ADD	INF	TAYLOR MOTTER	Optioned from Seattle.
221	7/28	DELETE	RHP	CASEY LAWRENCE	Recalled by Seattle.
222	7/28	DELETE	RHP	CODY MARTIN	Selected by Seattle.
223	7/28	ADD	RHP	ANDREW MOORE	Optioned from Seattle.
224	7/28	DELETE	INF	TYLER SMITH	Designated for Assignment.
225	7/29	ADD	RHP	CODY MARTIN	Optioned from Seattle.
226	7/30	ADD	LHP	DEAN KIEKHEFER	Activated from Disabled List.
227	7/30	ADD	OF	DARIO PIZZANO	Transferred from Arkansas (AA).
228	7/30	DELETE	OF	LEONYS MARTIN	Selected by Seattle.
229	7/30	DELETE	INF	D.J. PETERSON	Designated for Assignment.
230	7/30	DELETE	INF	TYLER SMITH	Claimed off waivers by Texas.
231	8/2	ADD	RHP	EVAN MARSHALL	Outrighted from Seattle.
232	8/2	DELETE	RHP	JONATHAN ARO	Placed on Disabled List.
233	8/4	ADD	INF	SHAWN O'MALLEY	Optioned from Seattle.
234	8/5	DELETE	LHP	MARCO GONZALES	Recalled by Seattle.
235	8/6	DELETE	RHP	CODY MARTIN	Recalled by Seattle.
236	8/6	ADD	RHP	CODY MARTIN	Optioned from Seattle.
237	8/6	DELETE	C	TUFFY GOSEWSICH	Designated for Assignment.
238	8/6	DELETE	INF	D.J. PETERSON	Claimed off waivers by Chicago-AL.
239	8/6	DELETE	OF	BOOG POWELL	Traded to Oakland.
240	8/6	ADD	C	MIKE MARJAMA	Outright trade from Durham.

FRONT  
OFFICE

CHENEY  
STADIUM

COACHES/  
STAFF

2019  
RAINIERS

2018 SEASON  
REVIEW

OPPONENTS

HISTORY &  
RECORDS

MEDIA &  
MISC.



**OPPONENTS**



# ALBUQUERQUE ISOTOPES

## ISOTOPES PARK

1601 AVENIDA CESAR CHAVEZ SE, ALBUQUERQUE, NM 87106

**GENERAL MANAGER:** JOHN TRAUB

**FIELD MANAGER:** GLENALLEN HILL

**2018 RECORD, FINISH:** 63-77, 4TH IN PACIFIC SOUTHERN DIVISION

OPENED:	CAPACITY:	LEFT:	CENTER:	RIGHT:
2003	13,500	340	400	340

### TRIPLE-A AFFILIATE OF THE COLORADO ROCKIES (SINCE 2015)

#### Rainiers vs. Albuquerque

2018 vs. ABQ	9-7
2018 at ABQ	5-3
2018 at TAC	4-4
All-Time vs. ABQ	244-261-1

#### Last Series Sweep

by TAC	April 15-17, 2017 (3-Game Series at ABQ)
by ABQ	May 13-16, 2006 (4-Game Series at TAC)

#### 2019 Schedule

at Tacoma:
Apr. 12-15 & May 3-6
at Albuquerque:
Apr. 18-22 & June 25-28

#### 2019 Field Staff

Manager	Glenallen Hill
Pitching Coach	Brandon Emanuel
Hitting Coach	Tim Doherty
Trainer	Heath Townsend
Strength Coach	Marcus Lefton

#### Series Results, Last 10 Years

Year	Home	Road	Total
2018	4-4	5-3	9-7
2017	5-2	3-5	8-7
2016	5-3	4-4	9-7
2015	4-4	4-4	8-8
2014	3-5	6-2	9-7
2013	---	2-2	2-2
2012	1-3	---	1-3
2011	---	2-2	2-2
2010	3-1	---	3-1
2009	---	2-2	2-2



# EL PASO CHIHUAHUAS

## SOUTHWEST UNIVERSITY PARK

123 W. MILLS, SUITE 300, EL PASO, TX 79901

**PRESIDENT:** ALAN LEDFORD

**FIELD MANAGER:** EDWIN RODRIGUEZ

**2018 RECORD, FINISH:** 82-57, 1ST IN PACIFIC SOUTHERN DIVISION

OPENED:	CAPACITY:	LEFT:	CENTER:	RIGHT:
2014	8,018	324	406	322

### TRIPLE-A AFFILIATE OF THE SAN DIEGO PADRES (SINCE 2014)

#### Rainiers vs. El Paso

2018 vs. ELP	7-9
2018 at ELP	5-3
2018 at TAC	2-6
All-Time vs. ELP	37-43

#### Last Series Sweep

by TAC	Apr. 11-14, 2016 (3-Game series at TAC)
by ELP	June 13-16, 2017 (4-Game series at ELP)

#### 2019 Schedule

at Tacoma:
Apr. 9-11, June 20-24
at El Paso:
Apr. 16-18, May 29-June 2

#### 2019 Field Staff

Manager	Edwin Rodriguez
Pitching Coach	Bronswell Patrick
Hitting Coach	Morgan Burkhardt
Fielding Coach	Lance Burkhardt
Trainer	Dan Turner
Trainer	Dan Leja
Strength Coach	A.J. Russell

#### Entire Series Results

Year	Home	Road	Total
2018	2-6	5-3	7-9
2017	5-3	2-6	7-9
2016	6-2	5-3	11-5
2015	3-5	5-3	8-8
2014	2-6	2-6	4-12



# FRESNO GRIZZLIES

**CHUKCHANSI PARK**  
1800 TULARE ST, FRESNO, CA 93721

**PRESIDENT:** DEREK FRANKS

**FIELD MANAGER:** RANDY KNORR

**2018 RECORD, FINISH:** 82-57, 1ST IN PACIFIC NORTHERN DIVISION

<b>OPENED:</b>	<b>CAPACITY:</b>	<b>LEFT:</b>	<b>CENTER:</b>	<b>RIGHT:</b>
2002	12,500	324	400	335

## TRIPLE-A AFFILIATE OF THE WASHINGTON NATIONALS (SINCE 2019)

### Rainiers vs. Fresno

2018 vs. FRE.....	7-9
2018 at FRE.....	3-5
2018 at TAC.....	4-4
All-Time vs. FRE.....	162-141

### Last Series Sweep

by TAC.....	April 22-25, 2009 (4-Game Series at FRE)
by FRE.....	July 13-16, 2017 (4-Game Series at TAC)

### 2019 Schedule

at Tacoma:	May 21-24 & Aug. 15-18
at Fresno:	July 4-6 (July 6 DH) & Aug. 26-29

### 2019 Field Staff

Manager.....	Randy Knorr
Pitching Coach.....	Brad Holman
Hitting Coach.....	Brian Daubach
Trainer.....	Eric Montague
Strength Coach.....	Mike Warren

### Series Results, Last 10 Years

Year	Home	Road	Total
2018	4-4	3-5	7-9
2017	2-6	2-6	4-12
2016	5-3	4-4	9-7
2015	6-2	4-4	10-6
2014	5-3	4-4	9-7
2013	5-3	3-5	8-8
2012	4-4	3-5	7-9
2011	4-4	4-4	8-8
2010	4-4	3-5	7-9
2009	3-5	7-1	10-6



# IOWA CUBS

**PRINCIPAL PARK**  
ONE LINE DRIVE, DES MOINES, IA 50309

**PRESIDENT:** SAM BERNABE

**FIELD MANAGER:** MARTY PEVEY

**2018 RECORD, FINISH:** 50-88, 4TH IN AMERICAN NORTHERN DIVISION

<b>OPENED:</b>	<b>CAPACITY:</b>	<b>LEFT:</b>	<b>CENTER:</b>	<b>RIGHT:</b>
1992	11,500	335	400	335

## TRIPLE-A AFFILIATE OF THE CHICAGO CUBS (SINCE 1993)

### Rainiers vs. Iowa

2018 vs. IOW.....	4-0
2018 at IOW.....	N/A
2018 at TAC.....	4-0
All-Time vs. IOW.....	51-48

### Last Series Sweep

by TAC.....	June 16-19, 2019 (4-Game Series at TAC)
by IOW.....	Aug. 4-7, 2010 (4-Game Series at IOW)

### 2019 Schedule

at Tacoma:	Aug. 2-5
at Iowa:	N/A

### 2019 Field Staff

Manager.....	Marty Pevey
Pitching Coach.....	Rod Nichols
Hitting Coach.....	Keoni DeRenne
Hitting Coach.....	Desi Wilson
Trainer.....	Ed Halbur
Trainer.....	Mike McNulty
Strength Coach.....	Ryan Clausen

### Series Results, Last 10 Years

Year	Home	Road	Total
2018	4-0	---	4-0
2017	---	2-2	2-2
2016	4-0	---	4-0
2015	---	1-3	1-3
2014	2-2	---	2-2
2013	2-2	---	2-2
2012	---	3-1	3-1
2011	3-1	---	3-1
2010	---	0-4	0-4
2009	1-3	---	1-3



# LAS VEGAS AVIATORS

## LAS VEGAS BALLPARK

**PRESIDENT:** DON LOGAN

**FIELD MANAGER:** FRAN RIORDAN

**2018 RECORD, FINISH:** 71-69, 3RD IN PACIFIC SOUTHERN DIVISION

OPENED:	CAPACITY:	LEFT:	CENTER:	RIGHT:
2019	10,000	340	415	340

### TRIPLE-A AFFILIATE OF THE OAKLAND ATHLETICS (SINCE 2019)

#### Rainiers vs. Las Vegas

2018 vs. LV	7-8
2018 at LV	3-5
2018 at TAC	4-3
All-Time vs. LV	268-256

#### Last Series Sweep

by TAC	April 25-28, 2013 (4-Game Series at LV)
by LV	Aug. 28-30, 2019 (3-Game Series at LV)

#### 2019 Schedule

at Tacoma:	July 15-18 & Aug. 22-25
at Las Vegas:	May 11-14 & Aug. 30-Sept. 2

#### 2019 Field Staff

Manager	Fran Riordan
Pitching Coach	Rick Rodriguez
Hitting Coach	Eric Martins
Coach	Craig Conklin
Trainer	Brad LaRosa
Strength Coach	Henry Torres

#### Series Results, Last 10 Years

Year	Home	Road	Total
2018	4-3	3-5	7-8
2017	5-2	3-5	8-7
2016	4-4	2-6	6-10
2015	5-3	3-5	8-8
2014	6-2	2-6	8-8
2013	3-5	7-1	10-6
2012	4-4	3-5	7-9
2011	4-4	5-3	9-7
2010	4-4	5-3	9-7
2009	5-3	3-5	8-8



# MEMPHIS REDBIRDS

## AUTOZONE PARK

198 UNION AVENUE, MEMPHIS, TN, 38103

**GENERAL MANAGER:** CRAIG UNGER

**FIELD MANAGER:** BEN JOHNSON

**2018 RECORD, FINISH:** 83-57, 1ST IN AMERICAN SOUTHERN DIVISION

OPENED:	CAPACITY:	LEFT:	CENTER:	RIGHT:
2000	10,000	319	400	322

### TRIPLE-A AFFILIATE OF THE ST. LOUIS CARDINALS (SINCE 1998)

#### Rainiers vs. Memphis

2018 vs. MEM	1-2
2018 at MEM	1-2
2018 at TAC	N/A
All-Time vs. MEM	50-49

#### Last Series Sweep

by TAC	NONE
by MEM	May 15-18, 2010 (4-Game Series at MEM)

#### 2019 Schedule

at Tacoma:	June 4-6
at Memphis:	N/A

#### 2019 Field Staff

Manager	Ben Johnson
Pitching Coach	Dernier Orozco
Hitting Coach	Jobel Jimenez
Trainer	Matt Corvo
Strength Coach	Frank Witkowski

#### Series Results, Last 10 Years

Year	Home	Road	Total
2018	---	1-2	1-2
2017	1-3	---	1-3
2016	---	2-2	2-2
2015	2-2	---	2-2
2014	---	2-2	2-2
2013	2-2	---	2-2
2012	---	2-2	2-2
2011	2-2	---	2-2
2010	---	0-4	0-4
2009	3-1	---	3-1



# NASHVILLE SOUNDS

**FIRST TENNESSEE PARK**  
401 JACKSON ST., NASHVILLE, TN, 37203

**CHIEF OPERATING OFFICER:** ADAM NUSE

**FIELD MANAGER:** JASON WOOD

**2018 RECORD, FINISH:** 72-68, 2ND IN AMERICAN SOUTHERN DIVISION

<b>OPENED:</b>	<b>CAPACITY:</b>	<b>LEFT:</b>	<b>CENTER:</b>	<b>RIGHT:</b>
2015	10,000	329	404	310

## TRIPLE-A AFFILIATE OF THE TEXAS RANGERS (SINCE 2019)

### Rainiers vs. Nashville

2018 vs. NAS .....	3-1
2018 at NAS .....	3-1
2018 at TAC .....	N/A
All-Time vs. NAS .....	57-41

### Last Series Sweep

by TAC..... June 13-16, 2014  
(4-Game Series at NVL)

by NAS..... NONE

### 2019 Schedule

at Tacoma:  
June 7-10  
at Nashville:  
N/A

### 2019 Field Staff

Manager..... Jason Wood  
Pitching Coach..... Brian Shouse  
Hitting Coach..... Howard Johnson  
Bullpen Coach..... Eric Gagne  
Coach..... Gene Petralli  
Trainer..... Carlos Olivas  
Strength Coach..... Al Sandoval

### Series Results, Last 10 Years

Year	Home	Road	Total
2018	---	3-1	3-1
2017	2-2	---	2-2
2016	---	2-2	2-2
2015	3-1	---	3-1
2014	---	4-0	4-0
2013	3-1	---	3-1
2012	---	1-3	1-3
2011	3-1	---	3-1
2010	---	2-2	2-2
2009	3-1	---	3-1



# NEW ORLEANS BABY CAKES

**SHRINE ON AIRLINE**  
6000 AIRLINE DR., METAIRIE, LA 70003

**PRESIDENT:** LOU SCHWECHHEIMER

**FIELD MANAGER:** KEITH JOHNSON

**2018 RECORD, FINISH:** 69-70, 3RD IN AMERICAN SOUTHERN DIVISION

<b>OPENED:</b>	<b>CAPACITY:</b>	<b>LEFT:</b>	<b>CENTER:</b>	<b>RIGHT:</b>
1997	10,000	325	400	325

## TRIPLE-A AFFILIATE OF THE MIAMI MARLINS (SINCE 2009)

### Rainiers vs. New Orleans

2018 vs. NO .....	2-1
2018 at NO .....	2-1
2018 at TAC .....	N/A
All-Time vs. NO .....	45-53-1

### Last Series Sweep

by TAC..... May 20-23, 2010  
(4-Game Series at TAC)

by NO..... July 24-27, 2007  
(4-Game Series at NO)

### 2019 Schedule

at Tacoma:  
N/A

at New Orleans:  
Aug. 10-13

### 2019 Field Staff

Manager..... Keith Johnson  
Pitching Coach..... Jeremy Powell  
Hitting Coach..... Justin Mashore  
Defensive Coach..... Chris Briones  
Trainer..... Greg Harrel  
Strength Coach... Robert Reichert

### Series Results, Last 10 Years

Year	Home	Road	Total
2018	---	2-1	2-1
2017	3-1	---	3-1
2016	---	1-2-1	1-2-1
2015	3-1	---	3-1
2014	---	3-1	3-1
2013	---	3-1	3-1
2012	1-3	---	1-3
2011	---	2-2	2-2
2010	4-0	---	4-0
2009	---	2-2	2-2



# OKLAHOMA CITY DODGERS

## CHICKASAW BRICKTOWN BALLPARK

2 SOUTH MICKEY MANTLE DR. OKLAHOMA CITY, OK 73104

**PRESIDENT:** MICHAEL BYRNES

**FIELD MANAGER:** TRAVIS BARBARY

**2018 RECORD, FINISH:** 75-65, 1ST IN AMERICAN NORTHERN DIVISION

<b>OPENED:</b> 1998	<b>CAPACITY:</b> 9,000	<b>LEFT:</b> 325	<b>CENTER:</b> 400	<b>RIGHT:</b> 325
------------------------	---------------------------	---------------------	-----------------------	----------------------

### TRIPLE-A AFFILIATE OF THE LOS ANGELES DODGERS (SINCE 2015)

#### Rainiers vs. Oklahoma City

2018 vs. OKC .....	1-2
2018 at OKC .....	1-2
2018 at TAC .....	N/A
All-Time vs. OKC .....	77-75

#### Last Series Sweep

by TAC.....June 21-24, 2014  
(4-Game Series at TAC)

by OKC.....May 7-10, 2013  
(4-Game Series at OKC)

#### 2018 Schedule

at Tacoma:  
Aug. 1-3  
at Oklahoma City:  
N/A

#### 2019 Field Staff

Manager.....Travis Barbary  
Pitching Coach.....Bill Simas  
Hitting Coach... Scott Coolbaugh  
Coach.....Jeremy Rodriguez  
Trainer.....Shawn McDermott  
Trainer.....Vic Scarpone  
Performance Coach . Tyler Norton

#### Series Results, Last 10 Years

Year	Home	Road	Total
2018	---	1-2	1-2
2017	---	2-2	2-2
2016	2-2	---	2-2
2015	---	2-2	2-2
2014	4-0	---	4-0
2013	---	0-4	0-4
2012	3-1	---	3-1
2011	---	2-2	2-2
2010	1-2	---	1-2
2009	---	2-2	2-2



# OMAHA STORM CHASERS

## WERNER PARK

12356 BALLPARK WAY, PAPPILLION, NE 68046

**PRESIDENT:** MARTIE CORDARO

**FIELD MANAGER:** BRIAN POLDBERG

**2018 RECORD, FINISH:** 66-74, 3RD IN AMERICAN NORTHERN DIVISION

<b>OPENED:</b> 2011	<b>CAPACITY:</b> 9,023	<b>LEFT:</b> 310	<b>CENTER:</b> 402	<b>RIGHT:</b> 315
------------------------	---------------------------	---------------------	-----------------------	----------------------

### TRIPLE-A AFFILIATE OF THE KANSAS CITY ROYALS (SINCE 1969)

#### Rainiers vs. Omaha

2018 vs. OMA .....	2-1
2018 at OMA .....	N/A
2018 at TAC .....	2-1
All-Time vs. OMA .....	48-50

#### Last Series Sweep

by TAC.....May 11-13, 2008  
(4-Game Series at OMA)

by OMA.....July 30-Aug. 2, 2013  
(4-Game Series at TAC)

#### 2019 Schedule

at Tacoma:  
July 30-Aug. 1

at Omaha:  
N/A

#### 2019 Field Staff

Manager..... Brian Poldberg  
Pitching Coach.....Andy Hawkins  
Hitting Coach.....Brian Buchanan  
Trainer.....James Stone  
Strength Coach.....Phil Falco

#### Series Results, Last 10 Years

Year	Home	Road	Total
2018	2-1	---	2-1
2017	---	2-2	2-2
2016	3-1	---	3-1
2015	---	1-3	1-3
2014	2-2	---	2-2
2013	0-4	---	0-4
2012	---	2-2	2-2
2011	0-4	---	0-4
2010	---	0-4	0-4
2009	2-2	---	2-2





# RENO ACES

**GREATER NEVADA FIELD**  
250 EVANS AVE., RENO, NV 89501

**PRESIDENT:** ERIC EDELSTEIN

**FIELD MANAGER:** CHRIS CRON

**2018 RECORD, FINISH:** 72-68, 2ND IN PACIFIC NORTHERN DIVISION

OPENED:	CAPACITY:	LEFT:	CENTER:	RIGHT:
2009	9,100	339	410	340

## TRIPLE-A AFFILIATE OF THE ARIZONA DIAMONDBACKS (SINCE 2009)

### Rainiers vs. Reno

2018 vs. RNO	8-8
2018 at RNO	2-6
2018 at TAC	6-2
All-Time vs. RNO	58-101

### Last Series Sweep

by TAC..... NONE

by RNO..... May 29-June 1, 2012  
(4-Game Series at RNO)

### 2019 Schedule

at Tacoma:  
May 7-10 & July 11-14

at Reno:  
May 16-20 & July 23-25

### 2019 Field Staff

Manager..... Chris Cron  
Pitching Coach..... Jeff Bajenaru  
Hitting Coach..... Jason Camill  
Coach..... Greg Gross  
Trainer..... Paul Porter  
Strength Coach... Steven Candelaria

### Entire Series Results

Year	Home	Road	Total
2018	6-2	2-6	8-8
2017	4-4	2-5	6-9
2016	3-5	2-6	5-11
2015	4-4	3-5	7-9
2014	3-5	4-4	7-9
2013	3-5	3-5	6-10
2012	5-3	0-8	5-11
2011	2-6	2-6	4-12
2010	4-4	3-5	7-9
2009	2-6	1-7	3-13



# ROUND ROCK EXPRESS

**DELL DIAMOND**  
3400 E. PALM VALLEY BLVD., ROUND ROCK, TX 78665

**PRESIDENT:** CHRIS ALMENDAREZ

**FIELD MANAGER:** MICKEY STOREY

**2018 RECORD, FINISH:** 65-73, 4TH IN AMERICAN SOUTHERN DIVISION

OPENED:	CAPACITY:	LEFT:	CENTER:	RIGHT:
2000	8,722	330	405	325

## TRIPLE-A AFFILIATE OF THE HOUSTON ASTROS (2000-10, SINCE 2019)

### Rainiers vs. Round Rock

2018 vs. RR	0-3
2018 at RR	0-3
2018 at TAC	N/A
All-Time vs. RR	35-20

### Last Series Sweep

by TAC..... Aug. 5-8, 2009  
(4-Game Series at TAC)

by RR ..... July 24-26, 2018  
(3-Game Series at RR)

### 2019 Schedule

at Tacoma:  
N/A

at Round Rock:  
June 15-18

### 2019 Field Staff

Manager..... Jason Wood  
Pitching Coach..... Brian Shouse  
Hitting Coach..... Howard Johnson  
Bench Coach..... Geno Petralli  
Trainer..... Carlos Olivas  
Strength Coach..... Eric McMahon

### Series Results, Last 10 Years

Year	Home	Road	Total
2018	---	0-3	0-3
2017	3-1	---	3-1
2016	---	2-2	2-2
2015	3-1	---	3-1
2014	---	2-2	2-2
2013	---	2-2	2-2
2012	3-1	---	3-1
2011	---	3-1	3-1
2010	3-1	---	3-1
2009	---	4-0	4-0



# SACRAMENTO RIVER CATS

## RALEY FIELD

400 BALLPARK DR., WEST SACRAMENTO, CA 95691

**GENERAL MANAGER:** JEFF SAVAGE

**FIELD MANAGER:** DAVE BRUNDAGE

**2018 RECORD, FINISH:** 55-85, 4TH PACIFIC NORTHERN DIVISION

<b>OPENED:</b>	<b>CAPACITY:</b>	<b>LEFT:</b>	<b>CENTER:</b>	<b>RIGHT:</b>
2000	14,014	330	403	325

### TRIPLE-A AFFILIATE OF THE SAN FRANCISCO GIANTS (SINCE 2015)

#### Rainiers vs. Sacramento

2018 vs. SAC	9-7
2018 at SAC	5-3
2018 at TAC	4-4
All-Time vs. SAC	198-209

#### Last Series Sweep

by TAC..... July 21-24, 2017  
(4-Game Series at TAC)

by SAC..... Aug. 11-14, 2015  
(4-Game Series at TAC)

#### 2018 Schedule

at Tacoma:  
Apr. 24-28 & July 18-21  
at Sacramento:  
Apr. 4-8 & July 26-28

#### 2019 Field Staff

Manager.....Dave Brundage  
Pitching Coach.....Steve Kline  
Hitting Coach.....Damon Minor  
Fundam. Coach.. Jolbert Cabrera  
Trainer.....David Getsoff  
Trainer.....Hiro Sato  
Strength Coach..... Andy King

#### Series Results, Last 10 Years

Year	Home	Road	Total
2018	4-4	5-3	9-7
2017	8-1	3-5	11-6
2016	3-5	5-3	8-8
2015	1-7	4-4	5-11
2014	5-3	3-5	8-8
2013	5-3	5-3	10-6
2012	2-6	5-3	7-9
2011	1-7	5-3	6-10
2010	4-4	4-4	8-8
2009	3-5	4-4	7-9



# SALT LAKE BEES

## SMITH'S BALLPARK

77 WEST 1300 SOUTH, SALT LAKE CITY, UT 84115

**GENERAL MANAGER:** MARC AMICONE

**FIELD MANAGER:** LOU MARSON

**2018 RECORD, FINISH:** 71-68, 2ND IN PACIFIC SOUTHERN DIVISION

<b>OPENED:</b>	<b>CAPACITY:</b>	<b>LEFT:</b>	<b>CENTER:</b>	<b>RIGHT:</b>
1994	15,334	345	420	315

### TRIPLE-A AFFILIATE OF THE LOS ANGELES ANGELS (SINCE 2001)

#### Rainiers vs. Salt Lake

2018 vs. SL	4-12
2018 at SL	3-5
2018 at TAC	1-7
All-Time vs. SL	334-326-1

#### Last Series Sweep

by TAC..... July 22-25, 2016  
(4-Game Series at SL)

by SL..... July 20-22, 2018  
(3-Game Series at TAC)

#### 2019 Schedule

at Tacoma:  
June 29-July 3 & Aug. 19-21  
at Salt Lake:  
Apr. 29-May 2 & May 25-May 28

#### 2019 Field Staff

Manager.....Lou Marson  
Pitching Coach..... Pat Rice  
Hitting Coach.. Brian Betancourth  
Defensive Coach.....Ray Olmedo  
Trainer.....Brian Reinker  
Strength Coach.....Adam Smith

#### Series Results, Last 10 Years

Year	Home	Road	Total
2018	1-7	3-5	4-12
2017	3-5	3-5	6-10
2016	7-1	6-2	13-3
2015	2-6	3-5	5-11
2014	4-4	4-4	8-8
2013	3-5	4-4	7-9
2012	2-6	5-3	7-9
2011	4-4	3-5	7-9
2010	5-3	7-1	12-4
2009	2-6	4-4	6-10



# SAN ANTONIO MISSIONS

**NELSON W. WOLFF MUNICIPAL STADIUM**  
5757 WEST U.S. HIGHWAY 90, SAN ANTONIO, TX 78227

**GENERAL MANGER:** DAVID GASAWAY

**FIELD MANAGER:** RICK SWEET

**2018 RECORD, FINISH:** 71-67, 2ND IN TEXAS LEAGUE SOUTH DIVISION

OPENED:	CAPACITY:	LEFT:	CENTER:	RIGHT:
1994	9,200	310	402	340

## TRIPLE-A AFFILIATE OF THE MILWAUKEE BREWERS (SINCE 2019)

**Rainiers vs. San Antonio**  
N/A

### 2019 Field Staff

Manager ..... Rick Sweet  
Pitching Coach ..... Fred Dabney  
Hitting Coach ..... Al LeBoeuf  
Coach ..... Ned Yost IV  
Trainer ..... Aaron Hoback  
Strength Coach.. Andrew Emmick



# PACIFIC COAST LEAGUE

ONE CHISHOLM TRAIL, SUITE 4200  
ROUND ROCK, TX 78681

**PRESIDENT:** BRANCH B. RICKEY

**DIRECTOR OF BUSINESS:** MELANIE FIORE

**VP OF BASEBALL OPERATIONS:** DWIGHT HALL

**PR AND OPERATIONS ASSISTANT:** MATT GRILLI

ESTABLISHED:	TEAMS:
1879	16

## 2019 PACIFIC COAST LEAGUE PLAYOFF PROCEDURES

### RD 1 - CONF CHAMP SERIES

- Sept. 4: Am South at Am North  
Pac North at Pac South
- Sept. 6: Am South at Am North  
Pac North at Pac South
- Sept. 7: Am North at Am South  
Pac South at Pac North
- \*Sept. 7: Am North at Am South  
Pac South at Pac North
- \*Sept. 8: Am North at Am South  
Pac South at Pac North

*\*if necessary*

### RD 2 - LEAGUE CHAMP SERIES

- Sept. 12: Amer Conf at Pac Conf
- Sept. 12: Amer Conf at Pac Conf
- Sept. 14: Pac Conf at Amer Conf
- \*Sept. 15: Pac Conf at Amer Conf
- \*Sept. 16: Pac Conf at Amer Conf

*\*if necessary*

### GILDAN TRIPLE-A NATIONAL CHAMPIONSHIP GAME

Tuesday, September 18  
Huntington Park  
Columbus, OH

PCL Champion  
vs.  
International League Champion

**TV Info:** NBC Sports Network

**MEDIA NOTES**

FRONT  
OFFICE

CHENEY  
STADIUM

COACHES/  
STAFF

2019  
RAINIERS

2018 SEASON  
REVIEW

OPPONENTS

HISTORY &  
RECORDS

MEDIA &  
MISC.



## HISTORY & RECORDS

GAYLORD PERRY  
HOF: 1991  
TACOMA: 1960-63

# CAREER BATTING LEADERS

## BATTING AVERAGE\*

1) Brian Raabe.....	352
2) Lyman Bostock.....	342
3) Troy Neel.....	339
4) Willie Norwood.....	337
5) Brock Davis.....	334
6) Jim Holt.....	333
7) Carmen Fanzzone.....	327
8) Hosken Powell.....	326
9) Jesus Alou.....	324
10) Matt Mangini.....	321
11) Jimmy Sexton.....	318
12) Mitchell Page.....	316
13) Jesus Montero.....	315
14) Chris Taylor.....	313
T-15 Danny O'Connell.....	312
Luis Polonia.....	312
Aaron Holbert.....	312
18) Mike Adams.....	310
T-19 Francisco Matos.....	309
Jeremy Reed.....	309
Johan Limonta.....	309

\*minimum 500 plate appearances

## GAMES

1) Gil Garrido.....	691
2) Tom Kelly.....	536
T-3) Danny Goodwin.....	435
Bob Perry.....	435
5) Bill Hain.....	400
6) Bryan LaHair.....	399
7) Ron Witmeyer.....	398
8) Randy Bass.....	395
9) Rick Renick.....	386
10) Dick Phillips.....	375
11) Eric Fox.....	370
12) Jim Van Wyck.....	368
13) Dusty Rhodes.....	358
14) Larry Arndt.....	353
15) Stefen Romero.....	351
16) Bill Bathe.....	348
17) Thad Reece.....	343
18) Ron Johnson.....	340
19) Oswaldo Navarro.....	335
20) Jeff Clement.....	332

## AT-BATS

1) Gil Garrido.....	2651
2) Tom Kelly.....	1666
3) Bryan LaHair.....	1527
4) Danny Goodwin.....	1520
5) Stefen Romero.....	1420
6) Bob Perry.....	1414
7) Ron Witmeyer.....	1413
8) Bill Hain.....	1388
9) Eric Fox.....	1372
10) Rick Renick.....	1345
11) Randy Bass.....	1303
12) Larry Arndt.....	1253
T-13) Jeff Clement.....	1245
Matt Tuiasosopo.....	1245
15) Bob Johnson.....	1240
16) Dick Phillips.....	1237
17) Mike Carp.....	1212
18) Ron Campbell.....	1195
19) Oswaldo Navarro.....	1145
20) Bill Bathe.....	1138

## RUNS

1) Gil Garrido.....	338
2) Tom Kelly.....	329
3) Rick Renick.....	233
4) Matt Tuiasosopo.....	229
5) Bryan LaHair.....	226
6) Stefen Romero.....	224
7) Eric Fox.....	217
8) Randy Bass.....	216
9) Danny Goodwin.....	215
10) Bob Perry.....	210
11) Alex Liddi.....	206
12) Jeff Clement.....	204
13) Mike Carp.....	201
T-14) Kelvin Moore.....	187
Dick Phillips.....	187
16) Mike Wilson.....	187
17) Doug Jennings.....	186
18) Dan Rohrmeier.....	179
19) Raul Ibanez.....	178
20) Ron Witmeyer.....	176

## HITS

1) Gil Garrido.....	663
2) Tom Kelly.....	461
3) Danny Goodwin.....	454
4) Bryan LaHair.....	433
5) Stefen Romero.....	424
6) Bob Perry.....	395
7) Eric Fox.....	385
8) Randy Bass.....	374
9) Rick Renick.....	358
10) Ron Witmeyer.....	355
11) Jeff Clement.....	353
12) Dick Phillips.....	338
T-13) Bill Hain.....	337
Rob Johnson.....	337
15) Larry Arndt.....	336
16) Mike Carp.....	334
17) Matt Tuiasosopo.....	317
18) Andy Sheets.....	315
19) Raul Ibanez.....	314
20) Doug Jennings.....	313

## TOTAL BASES

1) Gil Garrido.....	782
2) Danny Goodwin.....	754
3) Bryan LaHair.....	738
4) Tom Kelly.....	731
5) Stefen Romero.....	730
6) Bob Perry.....	647
7) Randy Bass.....	645
8) Rick Renick.....	641
9) Jeff Clement.....	616
10) Mike Carp.....	603
11) Dan Rohrmeier.....	565
12) Eric Fox.....	555
13) Kelvin Moore.....	550
14) Bill Hain.....	545
15) Matt Tuiasosopo.....	535
16) Alex Liddi.....	517
17) Ron Witmeyer.....	514
T-18) Raul Ibanez.....	501
Carlos Peguero.....	501
20) Dick Phillips.....	495

## DOUBLES

1) Bryan LaHair.....	110
2) Jeff Clement.....	95
3) Dan Rohrmeier.....	94
4) Stefen Romero.....	91
5) Brad Seitzer.....	79
6) Danny Goodwin.....	78
7) Matt Tuiasosopo.....	73
T-8) Dann Howitt.....	72
Doug Jennings.....	72
Chad Alexander.....	72
Juan Thomas.....	72
Rob Johnson.....	72
T-13) Andy Sheets.....	68
Mike Morse.....	68
15) Ron Witmeyer.....	67
16) Eric Fox.....	65
T-17) Raul Ibanez.....	64
Mike Carp.....	64
19) Billy Bathe.....	63
T-20) Tom Kelly.....	62
Prentice Redman.....	62

## TRIPLES

1) Gil Garrido.....	24
2) Bob Perry.....	21
3) Eric Fox.....	18
4) Chris Taylor.....	17
5) Stefen Romero.....	16
T-6) Del Alston.....	15
Danny Goodwin.....	15
Ricky Peters.....	15
Kenny Kelly.....	15
T-10) Kevin Rhomberg.....	14
Andy Sheets.....	14
Kevin Ward.....	14
Rick Renick.....	14
T-14) Mike Adams.....	13
Marcos Armas.....	13
Jim Nettles.....	13
Tom Sain.....	13
T-18) Tom Romano.....	12
Gary Thurman.....	12
Randy Bass.....	12

## HOME RUNS

1) Rick Renick.....	72
2) Mike Carp.....	67
3) Tom Kelly.....	66
T-4) Randy Bass.....	64
Danny Goodwin.....	64
6) Stefen Romero.....	61
7) Bryan LaHair.....	60
8) Dan Rohrmeier.....	58
9) Kelvin Moore.....	57
10) Carlos Peguero.....	53
T-11) Jeff Clement.....	52
Alex Liddi.....	52
T-13) Bob Perry.....	50
Mike Wilson.....	50
T-15) Dusty Rhodes.....	48
Danny Walton.....	48
17) Bill Hain.....	46
18) Dan Vogelbach.....	44
19) Adrian Garrett.....	43
20) Matt Tuiasosopo.....	43

## CAREER BATTING LEADERS

### RUNS BATTED IN

1) Danny Goodwin .....	301
2) Stefen Romero .....	274
3) Randy Bass .....	273
T-4) Tom Kelly .....	263
Bryan LaHair .....	263
6) Rick Renick .....	227
7) Bob Perry .....	225
8) Dan Rohrmeier .....	224
9) Jeff Clement .....	223
10) Mike Carp .....	221
11) Kelvin Moore .....	213
12) Matt Tuiasosopo .....	206
13) Dick Phillips .....	198
14) Bill Hain .....	196
15) Ron Witmeyer .....	193
16) Carlos Peguero .....	184
17) Rob Nelson .....	182
18) Alex Liddi .....	177
T-19) Dusty Rhodes .....	175
Dan Vogelbach .....	175

### WALKS

1) Tom Kelly .....	362
2) Randy Bass .....	294
3) Danny Goodwin .....	237
4) Gil Garrido .....	226
5) Dusty Rhodes .....	212
6) Rick Renick .....	197
7) Dan Vogelbach .....	195
8) Gary Jones .....	194
9) Matt Tuiasosopo .....	190
10) Doug Jennings .....	189
11) Dick Phillips .....	184
12) Ricky Peters .....	183
13) Craig Kusick .....	173
14) Ron Witmeyer .....	170
15) Mike Adams .....	164
16) Bryan LaHair .....	162
17) Rob Nelson .....	159
18) Brad Seitzer .....	157
19) Jeff Clement .....	155
T-20) Bob Farley .....	154
Eric Fox .....	154

### STRIKEOUTS


1) Bryan LaHair .....	378
2) Matt Tuiasosopo .....	354
3) Carlos Peguero .....	341
4) Alex Liddi .....	331
5) Kelvin Moore .....	316
6) Rick Renick .....	308
7) Danny Goodwin .....	307
8) Bob Perry .....	306
9) Tom Kelly .....	297
10) Larry Arndt .....	277
11) Mike Carp .....	273
12) Bill Hain .....	269
13) Stefen Romero .....	267
14) Mike Wilson .....	265
15) Gil Garrido .....	255
16) Randy Bass .....	253
17) Jeff Clement .....	252
18) Rob Nelson .....	248
19) Juan Thomas .....	243
20) Andy Sheets .....	236

### STOLEN BASES

1) Del Alston .....	92
2) Mike Davis .....	76
3) Ricky Peters .....	72
4) Luis Polonia .....	71
5) Jamal Strong .....	70
6) Jimmy Sexton .....	65
7) Lance Blankenship .....	61
8) Keith Thrower .....	57
9) Jose Cardenal .....	56
10) Eric Fox .....	55
11) James Buccheri .....	54
12) Mike Woodard .....	49
T-13) Tom Romano .....	48
Charles Gipson .....	48
T-15) Gil Garrido .....	47
Scott Podsednik .....	47
T-17) Shin Soo Choo .....	46
Ian Miller .....	46
19) Larry Arndt .....	45
20) Gary Jones .....	44



Raul Ibanez (1996-2000, 2004) ranks among the top 20 Tacoma franchise batting leaders in runs scored (178), hits (314), total bases (501), and doubles (64).



After four seasons in a Rainiers uniform, outfielder Stefen Romero cemented himself in the franchise record books, ranking among the top 20 Tacoma players in games (351), at-bats (1420), runs (224), hits (424), total bases (730), doubles (91), triples (16), home runs (61), and RBI (274).

# CAREER PITCHING LEADERS

## WINS

1) Ron Herbel .....	43
2) Mark Wiley .....	40
3) Steve Luebber .....	39
4) Eddie Bane .....	38
T-5) Gerry Thomas .....	36
Brian Sweeney .....	36
7) Mike Pazik .....	34
T-8) Juan Veintidos .....	30
Curt Young .....	30
T-10) Jim Hughes .....	28
Danny Rivas .....	28
Chris Seddon .....	28
T-13) Gaylord Perry .....	27
Ryan Franklin .....	27
T-15) Bill Hands .....	26
Eddie Fisher .....	26
Dick LeMay .....	26
Cha Seung Baek .....	26
19) Andy Baldwin .....	25
T-20) Bob Garibaldi .....	24
George Sherrod .....	24

## GAMES

T-1) Bob Walton .....	151
Scott Atchison .....	151
3) John Pregonzer .....	149
4) Cesar Jimenez .....	147
5) Len Church .....	146
6) Brian Sweeney .....	144
T-7) Ron Herbel .....	136
Logan Bawcom .....	136
9) Bert Bradley .....	131
T-10) Mark Wiley .....	128
Mike Raczka .....	128
Weston Weber .....	128
13) Dick LeMay .....	126
14) Ken Gill .....	122
15) George Sherrod .....	118
16) Tim Peek .....	117
17) Kevin Campbell .....	116
18) Ryan Franklin .....	109
T-19) Bill Hands .....	108
Rich Bordi .....	108

## SHUTOUTS

1) Steve Luebber .....	8
T-2) Mike Pazik .....	6
Gaylord Perry .....	6
Bill Hands .....	6
T-5) Eddie Fisher .....	5
Ron Herbel .....	5
Larry McCall .....	5
Gerry Thomas .....	5
Juan Veintidos .....	5
T-10) Steve Baker .....	4
Eddie Bane .....	4
Joe Decker .....	4
Dick Estelle .....	4
Dave Goltz .....	4
Mark Wiley .....	4
Bill Butler .....	4
Frank Linzy .....	4
Georges Maranda .....	4
T-19) Several with .....	3

## LOSSES

1) Ron Herbel .....	46
2) Tim Harikkala .....	35
3) Steve Luebber .....	34
4) Jim Hughes .....	33
T-5) Eddie Bane .....	32
Mark Wiley .....	32
7) Gerry Thomas .....	31
8) George Sherrod .....	30
T-9) Juan Veintidos .....	26
Brian Sweeney .....	26
T-11) Bob Garibaldi .....	25
Ryan Franklin .....	25
T-13) Rich Bordi .....	24
Danny Rivas .....	24
T-15) Scott Atchison .....	23
Andy Baldwin .....	23
T-17) Jim Constable .....	22
Dick LeMay .....	22
Dave Otto .....	22
Al Stanek .....	22
Mac Suzuki .....	22

## GAMES STARTED

1) Ron Herbel .....	110
T-2) Eddie Bane .....	88
John Thomas .....	88
4) Steve Luebber .....	86
5) Tim Harikkala .....	76
6) Jim Hughes .....	75
T-7) Juan Veintidos .....	71
Ryan Franklin .....	71
9) Brian Sweeney .....	66
T-10) Danny Rivas .....	65
Cha Seung Baek .....	65
T-12) Chris Seddon .....	64
Andrew Carraway .....	64
T-14) Bob Garibaldi .....	62
Mike Pazik .....	62
16) Mark Wiley .....	60
17) Andy Baldwin .....	58
18) Curt Young .....	56
T-19) Al Stanek .....	54
Joe Slusarski .....	54

## SAVES

1) Jim Corsi .....	36
2) Bruce Walton .....	35
3) Todd Williams .....	33
4) Logan Bawcom .....	29
T-5) Joe Bitker .....	27
Dick LeMay .....	27
Sandy Wihtol .....	27
T-8) Steve Gajkowski .....	26
Tom Johnson .....	26
Randy Messenger .....	26
11) Kevin Gryboski .....	24
T-12) Ken Gill .....	23
Jon Huber .....	23
T-14) Bert Bradley .....	22
Dave Leiper .....	22
Masao Kida .....	22
17) George Sherrill .....	20
T-18) Bobby Cuellar .....	19
Scott Patterson .....	19
Blake Parker .....	19

## EARLY RUN AVERAGE\*

1) Tom Johnson .....	2.29
2) Brian Snyder .....	2.43
3) Dom Zanni .....	2.49
4) Gaylord Perry .....	2.50
5) Archie Reynolds .....	2.58
6) Kevin Campbell .....	2.70
7) Joe Decker .....	2.71
8) Carl Shelen .....	2.75
9) Chuck Hartenstein .....	2.82
10) Billy Connors .....	2.84
11) Tom Brennan .....	2.85
T-12) John Pregonzer .....	2.86
Dave Von Ohlen .....	2.86
14) Frank Linzy .....	2.91
15) Bob Tiefenauer .....	2.96
16) Jorge Campillo .....	2.97
17) Bruce Walton .....	2.99
18) Jim Colborn .....	3.03
19) Roy Thomas .....	3.05
20) Roger Slagle .....	3.07

\*minimum 150 innings pitched

## COMPLETE GAMES

1) Steve Luebber .....	37
2) Ron Herbel .....	36
3) Mike Pazik .....	33
4) Eddie Bane .....	31
T-5) Gerry Thomas .....	30
Mark Wiley .....	30
T-7) Eddie Fisher .....	25
Jim Hughes .....	25
T-9) Bob Garibaldi .....	23
Gaylord Perry .....	23
11) Juan Veintidos .....	20
T-12) Rich Bordi .....	18
Larry McCall .....	18
T-14) Jim Colborn .....	16
Danny Rivas .....	16
Al Stanek .....	16
T-17) Steve Baker .....	15
Billy Connors .....	15
19) Dick LeMay .....	14
20) Joe Decker .....	13

## INNINGS PITCHED

1) Ron Herbel .....	749.0
2) Steve Luebber .....	607.0
3) Gerry Thomas .....	591.0
4) Eddie Bane .....	582.0
5) Brian Sweeney .....	528.2
6) Ryan Franklin .....	521.1
7) Jim Hughes .....	510.0
8) Mark Wiley .....	504.0
9) Juan Veintidos .....	482.0
10) Tim Harikkala .....	475.0
11) George Sherrod .....	464.0
12) Mike Pazik .....	444.0
13) Bob Garibaldi .....	437.0
14) Danny Rivas .....	434.0
15) Andy Baldwin .....	417.0
16) Dick LeMay .....	411.0
17) Rich Bordi .....	407.1
18) Scott Atchison .....	391.1
19) Gaylord Perry .....	385.0
20) Chris Seddon .....	382.0



## CAREER PITCHING LEADERS

### HITS

1) Ron Herbel .....	742
2) Eddie Bane .....	614
3) Steve Luebber .....	592
4) Tim Harikkala .....	589
5) Brian Sweeney .....	572
6) Mark Wiley .....	560
7) Jim Hughes .....	553
8) Gerry Thomas.....	546
9) Ryan Franklin .....	536
10) George Sherrod.....	482
11) Andy Baldwin .....	474
12) Juan Veintidos.....	471
13) Bob Garibaldi .....	440
14) Chris Seddon .....	415
15) Danny Rivas .....	405
16) Andrew Carraway.....	404
17) Rich Bordi.....	401
T-18) Mike Pazik .....	398
Cha Seung Baek .....	398
20) Scott Atchison.....	392

### HOME RUNS

1) Ryan Franklin .....	74
2) Brian Sweeney .....	64
3) Jim Hughes .....	63
4) Eddie Bane.....	58
5) Gerry Thomas.....	54
6) Ron Herbel .....	53
7) Forrest Snow .....	50
8) Andy Baldwin .....	47
T-9) Juan Veintidos.....	46
Bob Garibaldi .....	46
Andrew Carraway.....	46
12) Craig Anderson .....	45
T-13) Steve Luebber .....	44
Cha Seung Baek .....	44
Chris Seddon .....	44
16) Mike Pazik .....	43
17) Tim Harikkala .....	42
T-18) Al Stanek.....	41
Blake Beavan .....	41
20) Keith Atherton.....	40

### WILD PITCHES

1) Steve Luebber.....	34
T-2) Dave Otto .....	26
Forrest Snow .....	26
T-4) Reggie Harris .....	25
Jim Hughes .....	25
Andrew Carraway.....	25
T-7) Mark Wiley .....	24
Jim Gideon .....	24
T-9) Danny Fife .....	23
Stan Kyles .....	23
Danny Rivas .....	23
Chris Seddon .....	23
Brian Sweeney .....	23
T-14) Ron Herbel.....	22
Juan Veintidos.....	22
16) Tom Dozier .....	21
T-17) Bob Garibaldi.....	20
Bill Hands .....	20
Cesar Jimenez .....	20
James Paxton .....	20

### RUNS

1) Ron Herbel .....	368
2) Eddie Bane.....	345
3) Jim Hughes .....	316
4) Tim Harikkala .....	301
5) Steve Luebber .....	295
6) Ryan Franklin .....	289
7) Juan Veintidos.....	287
8) Brian Sweeney .....	278
9) Gerry Thomas.....	271
10) Mark Wiley.....	269
11) Andy Baldwin .....	260
12) Chris Seddon .....	227
13) Andrew Carraway.....	225
14) Bob Garibaldi .....	219
15) George Sherrod.....	218
16) Mike Pazik .....	217
17) Danny Rivas .....	208
18) Rich Bordi.....	205
19) Johnny Guzman .....	204
20) Cha Seung Baek .....	198

### WALKS


1) Juan Veintidos.....	337
2) Steve Luebber.....	259
3) Eddie Bane.....	253
4) Jim Hughes .....	243
5) Ron Herbel .....	232
6) Gerry Thomas.....	225
7) Danny Rivas .....	203
8) Mike Pazik .....	193
9) Al Stanek .....	179
10) Reggie Harris .....	175
11) Tim Harikkala .....	166
12) Mark Wiley.....	154
13) Chris Seddon .....	152
14) Weston Weber.....	151
15) Joe Law .....	149
T-16) Danny Fife.....	146
Mac Suzuki .....	146
18) Reese Lambert.....	145
19) Tom Dozier .....	142
20) Tim Birtsas .....	139

### EARNED RUNS

1) Ron Herbel .....	299
2) Tim Harikkala .....	266
3) Jim Hughes .....	263
4) Eddie Bane.....	262
5) Juan Veintidos.....	251
6) Steve Luebber.....	250
7) Ryan Franklin .....	248
8) Brian Sweeney .....	243
9) Gerry Thomas.....	241
10) Andy Baldwin .....	219
11) Chris Seddon .....	208
12) Mark Wiley.....	206
13) Andrew Carraway.....	203
14) Bob Garibaldi .....	194
15) Mike Pazik .....	189
16) Danny Rivas .....	185
17) George Sherrod.....	181
18) Scott Atchison.....	178
19) Forrest Snow .....	177
20) Cha Seung Baek .....	175

### STRIKEOUTS

1) Ron Herbel .....	443
2) Steve Luebber.....	431
3) Brian Sweeney .....	403
4) Ryan Franklin .....	388
5) Gerry Thomas.....	354
6) Scott Atchison.....	345
7) Eddie Bane.....	333
8) Tim Harikkala .....	318
9) Bob Garibaldi .....	315
10) Juan Veintidos.....	310
11) Bill Hands .....	308
12) Forrest Snow .....	305
13) Al Stanek .....	303
T-14) Dick Estelle .....	284
Mark Wiley .....	284
16) Jim Hughes .....	279
17) Andy Baldwin .....	277
18) Mike Pazik .....	275
19) Danny Rivas .....	273
20) Chris Seddon .....	264



Major League Baseball Hall-of-Famer Gaylord Perry (1960-63) ranks among Tacoma's top 20 franchise pitching leaders in wins (27), ERA (2.50), complete games (23), shutouts (6) and innings pitched (385.0).

# SINGLE-SEASON BATTING LEADERS

## AVERAGE

Montero, Jesus.....	2015	.....355
Raabe, Brian.....	1997	.....352
Neel, Troy.....	1992	.....351
Gray, Gary.....	1980	.....335
Bostock, Lyman.....	1974	.....333
Holt, Jim.....	1972	.....333
Davis, Brock.....	1970	.....332
Moore, Kelvin.....	1981	.....327
Fanzone, Carmen.....	1971	.....327
Powell, Hosken.....	1977	.....326

## GAMES

Alou, Jesus.....	1963	.....158
Garrido, Gil.....	1963	.....154
Garrido, Gil.....	1962	.....153
Alou, Matty.....	1960	.....150
Garrido, Gil.....	1961	.....148
Littleton, Larry.....	1980	.....148
Jones, Clarence.....	1968	.....146
Kusick, Craig.....	1973	.....144
Phillips, Dick.....	1961	.....144
O'Connell, Danny.....	1960	.....143
Dietz, Dick.....	1964	.....143

## AT-BATS

Alou, Jesus.....	1963	.....648
Garrido, Gil.....	1963	.....640
Alou, Matty.....	1960	.....627
Garrido, Gil.....	1962	.....607
Reed, Jeremy.....	2007	.....564
Garrido, Gil.....	1961	.....563
Liddi, Alex.....	2011	.....559
Nettles, Jim.....	1973	.....553
LaHair, Bryan.....	2007	.....552
Polonia, Luis.....	1986	.....549

## RUNS

Liddi, Alex.....	2011	.....121
Powell, Hosken.....	1977	.....107
Alou, Jesus.....	1963	.....102
Kusick, Craig.....	1973	.....102
Jones, Gary.....	1987	.....102
Raabe, Brian.....	1997	.....101
Jennings, Doug.....	1989	.....99
Lydy, Scott.....	1994	.....98
Polonia, Luis.....	1986	.....98
Three tied with.....		.....97

## HITS

Alou, Jesus.....	1963	.....210
Alou, Matty.....	1960	.....192
Raabe, Brian.....	1997	.....191
Garrido, Gil.....	1963	.....170
Reed, Jeremy.....	2007	.....169
Moore, Kelvin.....	1981	.....166
Davis, Brock.....	1970	.....166
Polonia, Luis.....	1986	.....165
Garrison, Webster.....	1993	.....165
Jose, Felix.....	1988	.....161
Holt, Jim.....	1972	.....161

## RUNS BATTED IN

Rohrmeier, Dan.....	1997	.....120
Garrett, Adrian.....	1971	.....119
Bass, Randy.....	1977	.....117
Gorinski, Bob.....	1976	.....110
Moore, Kelvin.....	1981	.....109
Walton, Danny.....	1974	.....109
Nelson, Rob.....	1986	.....108
Fanzone, Carmen.....	1971	.....106
Rohrmeier, Dan.....	1998	.....104
Kusick, Craig.....	1973	.....104
Liddi, Alex.....	2011	.....104

## TOTAL BASES

Garrett, Adrian.....	1971	.....292
Moore, Kelvin.....	1981	.....291
Rohrmeier, Dan.....	1997	.....290
Alou, Matty.....	1960	.....289
Alou, Jesus.....	1963	.....283
Walton, Danny.....	1974	.....277
Fanzone, Carmen.....	1971	.....277
Raabe, Brian.....	1997	.....276
Rohrmeier, Dan.....	1998	.....275
Liddi, Alex.....	2011	.....273

## DOUBLES

Rohrmeier, Dan.....	1998	.....51
LaHair, Bryan.....	2007	.....46
Alexander, Chad.....	2001	.....45
Rohrmeier, Dan.....	1997	.....43
Betts, Todd.....	2001	.....40
Thomas, Juan.....	2001	.....39
Alou, Matty.....	1960	.....39
Neill, Mike.....	2000	.....38
Diaz, Victor.....	2008	.....38
Lydy, Scott.....	1994	.....37
Reed, Jeremy.....	2007	.....37
Romero, Stefan.....	2015	.....37

## TRIPLES

Ward, Kevin.....	1990	.....14
Rhomberg, Kevin.....	1980	.....14
Thurman, Gary.....	1995	.....12
Abbott, Kurt.....	1993	.....11
Diaz, Victor.....	1971	.....10
Sain, Tom.....	1977	.....10
Kelly, Kenny.....	2002	.....10
Six tied with.....		.....9

## HOME RUNS

Garrett, Adrian.....	1971	.....43
Walton, Danny.....	1974	.....35
Rohrmeier, Dan.....	1997	.....33
Halman, Greg.....	2010	.....33
Moore, Kelvin.....	1981	.....31
Liddi, Alex.....	2011	.....30
Zapp, AJ.....	2004	.....29
Carp, Mike.....	2010	.....29
Fanzone, Carmen.....	1971	.....28
Gorinski, Bob.....	1976	.....28

## STRIKEOUTS

Zapp, AJ.....	2004	.....184
Liddi, Alex.....	2011	.....170
Halman, Greg.....	2010	.....169
Peguero, Carlos.....	2013	.....156
Diaz, Victor.....	2008	.....149
Thomas, Juan.....	2001	.....141
Moore, Kelvin.....	1981	.....140
Howard, Steve.....	1989	.....135
Tenbrink, Nate.....	2013	.....135
Nelson, Rob.....	1987	.....133
Moore, Kelvin.....	1982	.....133

## HIT BY PITCH

Jennings, Doug.....	1989	.....16
Raabe, Brian.....	1997	.....16
Santiago, Ramon.....	2005	.....15
Ward, Kevin.....	1990	.....14
Triunfel, Carlos.....	2012	.....13
Wathan, Dusty.....	2000	.....12
Horner, Jim.....	2001	.....12
Holbert, Aaron.....	2002	.....12
Tuissosopo, Matt.....	2008	.....12
Carp, Mike.....	2009	.....12

## STOLEN BASES

Sexton, Jimmy.....	1981	.....56
McNealy, Rusty.....	1983	.....43
Alston, Del.....	1979	.....43
Cardenal, Jose.....	1964	.....40
Blankenship, Lance.....	1988	.....40
Davis, Mike.....	1982	.....40
Thrower, Keith.....	1985	.....40
Rhomberg, Kevin.....	1980	.....37
Romano, Tom.....	1984	.....37
James, Cleo.....	1971	.....37
Meyers, Chad.....	2003	.....37

## INTENTIONAL WALKS

Garrett, Adrian.....	1971	.....16
Bass, Randy.....	1977	.....15
Holt, Jim.....	1972	.....13
Cage, Wayne.....	1980	.....12
Larker, Norm.....	1964	.....11
Neel, Troy.....	1992	.....11
Bass, Randy.....	1976	.....11
Jones, Clarence.....	1968	.....11
Boles, Carl.....	1964	.....10
Bobb, Randy.....	1969	.....10

## WALKS

Jones, Gary.....	1987	.....123
Malooof, Jack.....	1976	.....116
Bass, Randy.....	1977	.....114
Bass, Randy.....	1976	.....107
Kusick, Craig.....	1973	.....103
Nelson, Rob.....	1987	.....97
Blankenship, Lance.....	1988	.....96
Phillips, Dick.....	1961	.....94
Adams, Mike.....	1972	.....93
Jennings, Doug.....	1989	.....93

FRONT OFFICE

CHENEY STADIUM

COACHES/STAFF

2019 RAINIERS

2018 SEASON REVIEW

OPPONENTS

HISTORY & RECORDS

MEDIA & MISC.

# SINGLE-SEASON PITCHING LEADERS

FRONT OFFICE  
 CHENEY STADIUM  
 COACHES/STAFF  
 2019 RAINIERS  
 2018 SEASON REVIEW  
 OPPONENTS  
 HISTORY & RECORDS  
 MEDIA & MISC.

## WINS

Hands, Bill.....	1965.....	17
Fisher, Eddie.....	1960.....	17
Thomas, Gerry.....	1963.....	16
Herbel, Ron.....	1961.....	16
Perry, Gaylord.....	1961.....	16
Clark, Bryan.....	1989.....	15
Wiley, Mark.....	1976.....	15
Bane, Eddie.....	1975.....	15
Rodriguez, Roberto.....	1971.....	15
Seven tied with.....		14

## LOSSES

Herbel, Ron.....	1963.....	18
Harris, Reggie.....	1992.....	16
Wiley, Mark.....	1976.....	15
Rivas, Danny.....	1962.....	15
Choate, Don.....	1960.....	15
Colton, Larry.....	1970.....	14
Fife, Danny.....	1973.....	14
Lambert, Reese.....	1988.....	14
Clark, Bryan.....	1963.....	14
Herbel, Ron.....	1962.....	14
Jaeckel, Paul.....	1966.....	14

## EARNED RUN AVERAGE\*

Codirolì, Chris.....	1982.....	1.90
Hands, Bill.....	1965.....	2.19
Colborn, Jim.....	1969.....	2.28
Reynolds, Archie.....	1969.....	2.32
Stark, Denny.....	2001.....	2.37
Luebber, Steve.....	1975.....	2.39
Zanni, Dom.....	1960.....	2.44
Baker, Steve.....	1982.....	2.48
Perry, Gaylord.....	1962.....	2.48
Brennan, Tom.....	1980.....	2.49

\* minimum 0.8 IP/team game played

## GAMES

Gill, Ken.....	1972.....	70
Hands, Bill.....	1964.....	68
Bradley, Bert.....	1983.....	65
Peek, Tim.....	1993.....	60
Hensley, Chuck.....	1983.....	59
Gryboski, Kevin.....	2001.....	58
Daviault, Ray.....	1961.....	58
Peek, Tim.....	1992.....	57
Tiefenthaler, Verle.....	1961.....	56
Saunders, Dennis.....	1972.....	56
Wiley, Mark.....	1974.....	56
Kaye, Justin.....	2001.....	56

## GAMES STARTED

Thomas, Gerry.....	1962.....	34
Thomas, Gerry.....	1963.....	33
Fisher, Eddie.....	1960.....	32
StaneK, Al.....	1964.....	32
Herbel, Ron.....	1963.....	32
Wiley, Mark.....	1976.....	31
Maranda, Georges.....	1961.....	31
Bane, Eddie.....	1975.....	31
Luebber, Steve.....	1972.....	31
Four tied with.....		30

## EARNED RUNS

Colton, Larry.....	1970.....	104
Seddon, Chris.....	2011.....	104
French, Luke.....	2011.....	102
Atherton, Keith.....	1982.....	97
Allison, Dana.....	1994.....	97
Hughes, Jim.....	1974.....	96
Swiacki, Bill.....	1982.....	95
Harris, Reggie.....	1992.....	95
Luebber, Steve.....	1977.....	92
Four tied with.....		91

## SHUTOUTS

Hands, Bill.....	1965.....	6
Luebber, Steve.....	1972.....	5
Fisher, Eddie.....	1960.....	4
Perry, Gaylord.....	1961.....	4
Linzy, Frank.....	1964.....	4
McCall, Larry.....	1978.....	4
Maranda, Georges.....	1961.....	4
14 tied with.....		3

## SAVES

Williams, Todd.....	2000.....	32
Bitker, Joe.....	1990.....	26
Messenger, Randy.....	2009.....	25
Gajkowski, Steve.....	1998.....	24
Gryboski, Kevin.....	2001.....	22
Kida, Masao.....	2005.....	22
Bawcom, Logan.....	2013.....	21
Walton, Bruce.....	1991.....	20
Parker, Blake.....	2016.....	19
Gill, Ken.....	1973.....	17

## INNINGS PITCHED

Fisher, Eddie.....	1960.....	239.0
Herbel, Ron.....	1963.....	230.0
Thomas, Gerry.....	1963.....	229.0
StaneK, Al.....	1964.....	223.0
Colton, Larry.....	1970.....	221.0
Wiley, Mark.....	1976.....	219.0
Perry, Gaylord.....	1961.....	219.0
Thomas, Gerry.....	1962.....	216.0
Luebber, Steve.....	1972.....	215.0
Overton, Joe.....	1965.....	209.0

## HITS

Wiley, Mark.....	1976.....	267
Fisher, Eddie.....	1960.....	229
Colton, Larry.....	1970.....	226
Thomas, Gerry.....	1963.....	220
Atherton, Keith.....	1982.....	214
Swiacki, Bill.....	1982.....	214
Herbel, Ron.....	1963.....	209
Perry, Gaylord.....	1961.....	208
Garibaldi, Bob.....	1963.....	205
Allison, Dana.....	1994.....	204
Harikkala, Tim.....	1996.....	204

## RUNS

Bane, Eddie.....	1975.....	118
Wiley, Mark.....	1976.....	116
Colton, Larry.....	1970.....	116
French, Luke.....	2011.....	115
Swiacki, Bill.....	1982.....	111
Atherton, Keith.....	1982.....	108
Hughes, Jim.....	1974.....	108
Fife, Danny.....	1973.....	108
Harris, Reggie.....	1992.....	108
Seddon, Chris.....	2011.....	108

## HOME RUNS

Hughes, Jim.....	1974.....	31
French, Luke.....	2011.....	30
Franklin, Ryan.....	2000.....	28
Anderson, Craig.....	2003.....	27
Atherton, Keith.....	1982.....	26
Ramsay, Rob.....	2001.....	26
Matos, Josue.....	2002.....	25
Cruceta, Francisco.....	2006.....	25
Colton, Larry.....	1970.....	24
Vossler, Dan.....	1974.....	24

## WALKS

Belcher, Tim.....	1987.....	133
Berenguer, Juan.....	1979.....	129
Harris, Reggie.....	1992.....	117
StaneK, Al.....	1964.....	108
Rijo, Jose.....	1985.....	108
Veintidos, Juan.....	1976.....	107
Veintidos, Juan.....	1974.....	106
Young, Ray.....	1990.....	105
Hughes, Jim.....	1977.....	104
Veintidos, Juan.....	1975.....	97

## STRIKEOUTS

Berenguer, Juan.....	1979.....	220
StaneK, Al.....	1964.....	220
Luebber, Steve.....	1972.....	199
Cruceta, Francisco.....	2006.....	185
Rijo, Jose.....	1985.....	179
Estelle, Dick.....	1964.....	167
Conroy, Tim.....	1985.....	166
Garibaldi, Bob.....	1963.....	160
Hands, Bill.....	1965.....	155
Rodriguez, Roberto.....	1971.....	153

## WILD PITCHES

Harris, Reggie.....	1992.....	20
Otto, Dave.....	1989.....	18
Gideon, Jim.....	1976.....	18
Bethke, Rick.....	1976.....	18
Cruceta, Francisco.....	2006.....	18
Berenguer, Juan.....	1979.....	17
Colton, Larry.....	1970.....	17
Dozier, Tom.....	1987.....	17
Rivas, Danny.....	1962.....	15
Albury, Vic.....	1973.....	15

## COMPLETE GAMES

Herbel, Ron.....	1963.....	17
Wiley, Mark.....	1976.....	16
Garibaldi, Bob.....	1963.....	16
Thomas, Gerry.....	1963.....	15
Fisher, Eddie.....	1960.....	15
Bordi, Rich.....	1981.....	15
Luebber, Steve.....	1975.....	15
Six tied with.....		12

## INDIVIDUAL FRANCHISE BATTING LEADERS

HIGHEST BATTING AVERAGE, SEASON .....	355, Jesus Montero (2015)
MOST GAMES, SEASON.....	158, Jesus Alou (1963)
MOST AT-BATS, SEASON .....	648, Jesus Alou (1963)
MOST RUNS SCORED, SEASON .....	121, Alex Liddi (2011)
MOST HITS, SEASON .....	210, Jesus Alou (1963)
MOST CONSECUTIVE GAMES WITH A HIT.....	26, Rex Johnston (1965); Chad Akers (1999)
MOST EXTRA-BASE HITS, SEASON.....	80, Dan Rohrmeier (1997)
MOST DOUBLES, SEASON .....	51, Dan Rohrmeier (1998)
MOST TRIPLES, SEASON.....	14, Kevin Ward (1990); Kevin Rhomberg (1980)
MOST HOME RUNS, SEASON.....	43, Adrian Garrett (1971)
MOST HOME RUNS, SEASON, CHENEY STADIUM .....	19, Adrian Garrett (1971)
MOST HOME RUNS, GAME.....	4, Randy Bass (6/9/77 at Phoenix)
MOST HOME RUNS, INNING.....	2, Garry Smith (4/21/78 vs. Spokane); Roy Staiger (5/4/78 vs. San Jose)
MOST GRAND SLAMS, SEASON .....	3, Stefen Romero (2013)
MOST RUNS BATTED IN, SEASON .....	120, Dan Rohrmeier (1997)
MOST TOTAL BASES, SEASON.....	292, Adrian Garrett (1971)
MOST BASES ON BALLS, SEASON .....	123, Gary Jones (1987)
MOST BASES ON BALLS, GAME.....	5, Mike Bordick (5/24/91 vs. Portland); Ty Kelly (8/16/2013 vs. Col Springs)
MOST STRIKEOUTS, SEASON .....	184, AJ Zapp (2004)
MOST PLATE APPEARANCES/STRIKEOUT, SEASON .....	30.35, Brian Raabe (1997)
MOST STOLEN BASES, SEASON.....	56, Jimmy Sexton (1981)
MOST SACRIFICE HITS, SEASON.....	18, Gil Garrido (1961)
MOST SACRIFICE FLIES, SEASON.....	14, Aaron Pointer (1969)
MOST TIMES HIT BY PITCH, SEASON .....	16, Doug Jennings (1989); Brian Raabe (1997)

## INDIVIDUAL FRANCHISE PITCHING LEADERS

MOST GAMES PITCHED, SEASON .....	70, Ken Gill (1972)
MOST GAMES PITCHED IN RELIEF, SEASON.....	65, Ken Gill (1972); Bert Bradley (1983)
MOST GAMES STARTED, SEASON .....	34, Gerry Thomas (1962)
MOST GAMES FINISHED, SEASON .....	52, John Pregenzer (1965)
MOST INNINGS PITCHED, SEASON .....	239.0, Eddie Fisher (1960)
HIGHEST WINNING PERCENTAGE, SEASON .....	1.000, Sherman Jones (10-0, 1960)
MOST GAMES WON, SEASON .....	17, Bill Hands (1965); Eddie Fisher (1960)
MOST GAMES LOST, SEASON.....	18, Ron Herbel (1963)
MOST SAVES, SEASON .....	32, Todd Williams (2000)
MOST COMPLETE GAMES, SEASON .....	17, Ron Herbel (1963)
MOST SHUTOUTS, SEASON .....	6, Bill Hands (1965)
MOST RUNS ALLOWED, SEASON.....	118, Eddie Bane (1975)
LOWEST EARNED RUN AVERAGE, SEASON .....	1.90, Chris Codioli (1982)
MOST EARNED RUNS ALLOWED, SEASON .....	104, Larry Colton (1970)
MOST HITS ALLOWED, SEASON .....	267, Mark Wiley (1976)
MOST HOME RUNS ALLOWED, SEASON .....	31, Jim Hughes (1974)
MOST STRIKEOUTS, SEASON .....	220, Juan Berenguer (1979); Al Stanek (1964)
MOST STRIKEOUTS, GAME .....	19, Burt Hooton (8/17/71 vs. Eugene)
MOST BASES ON BALLS, SEASON .....	133, Tim Belcher (1987)
MOST BASES ON BALLS, INNING .....	6, Dick Radatz (7/23/67 vs. Portland, Game 2, 3rd inning)
MOST CONSECUTIVE BASES ON BALLS, GAME.....	6, Dick Radatz (7/23/67 vs. Portland, Game 2, 3rd inning)
MOST HIT BATSMEN, SEASON.....	12, Ryan Franklin (2000); Robw Whalen (2018)
MOST WILD PITCHES, SEASON .....	20, Reggie Harris (1992)

## TACOMA NO-HITTERS

### PITCHED BY TACOMA

August 26, 1962 .....	Dick LeMay vs. Vancouver (Game Two, 7.0 innings)
September 1, 1963 .....	Gerry Thomas vs. Denver (Game Two, 7.0 innings)
June 22, 1964 .....	Dick Estelle vs. Denver
May 11, 1965 .....	Dick Estelle vs. Hawaii
June 21, 1975 .....	Tom Norton vs. Hawaii
August 24, 1980 .....	Larry McCall vs. Spokane (7.0 innings)
May 14, 1985 .....	Tim Conroy vs. Tucson (Game One, 7.0 innings)
June 10, 1991 .....	Pat Wernig vs. Vancouver
July 3, 2001 .....	Brett Tomko at Oklahoma
July 7, 2001 .....	John Halama vs. Calgary (Perfect Game)

### PITCHED AGAINST TACOMA

August 14, 1962.....	Sam Ellis, San Diego
June 24, 1964 .....	Jay Hook, Denver (pitched 9.0 innings of no-hit ball, allowed 2 hits in 10th)
August 18, 1968.....	Bo Belinsky, Hawaii
May 16, 1973.....	John D'Acquisto, Phoenix (7.0 innings)
June 13, 1981 .....	George Stablein, Hawaii
August 20, 1983.....	Scott Garretts, Phoenix (7.0 innings)
June 12, 1984.....	Andrew Rincon, Hawaii (7.0 innings)
May 31, 1985 .....	Frank Wills, Calgary (Game One, 7.0 innings)
May 1, 2001 .....	Micah Bowie, Sacramento (Game Two, 7.0 innings)
May 14, 2002 .....	Junior Herndon, Portland (Game Two, 7.0 innings)
June 12, 2003 .....	Lindsay Gulin, at Las Vegas

## INDIVIDUAL FRANCHISE FIELDING LEADERS

### FIRST BASE

HIGHEST FIELDING % ..... .996, Jim Bowie (1994)  
 MOST PUTOUTS ..... 1312, Roe Skidmore (1969)  
 MOST ASSISTS ..... 121, Rob Nelson (1986)  
 MOST ERRORS .....23, Craig Kusick (1973)  
 MOST DOUBLE PLAYS ..... 152, Ron Witmeyer (1992)

### SECOND BASE

HIGHEST FIELDING % .....987, Mickey Lopez (2003)  
 MOST PUTOUTS ..... 366, Juan Bonilla (1980)  
 MOST ASSISTS ..... 422, Juan Bonilla (1980)  
 MOST ERRORS .....22, Dave Oliver (1979)  
 MOST DOUBLE PLAYS ..... 110, Juan Bonilla (1980)

### THIRD BASE

HIGHEST FIELDING % .....963, John Ward (1964)  
 MOST PUTOUTS ..... 109, Kevin Bell (1981)  
 MOST ASSISTS ..... 283, Kevin Bell (1981)  
 MOST ERRORS ..... 35, Carmen Fanzone (1971)  
 MOST DOUBLE PLAYS .....33, Mike Champion (1980)

### SHORTSTOP

HIGHEST FIELDING % ... .979, Ramon Vazquez (2001)  
 MOST PUTOUTS .....273, Gil Garrido (1962)  
 MOST ASSISTS ..... 483, Roger Metzger (1970)  
 MOST ERRORS .....37, Roger Metzger (1970)  
 MOST DOUBLE PLAYS .....95, Gil Garrido (1963)

### OUTFIELD

HIGHEST FIELDING % .....997, Larry Littleton (1980)  
 MOST PUTOUTS .....408, Matty Alou (1960)  
 MOST ASSISTS ..... 24, Shin-Soo Choo (2005)  
 MOST ERRORS .....15, Mike Poespinger (1975)  
 MOST DOUBLE PLAYS .....10, Jim Dunegan (1969)

### CATCHER

HIGHEST FIELDING % .....995, Bob Barton (1963)  
 MOST PUTOUTS .....641, Larry Cox (1976)  
 MOST ASSISTS .....104, Larry Cox (1976)  
 MOST ERRORS .....23, Larry Cox (1976)  
 MOST DOUBLE PLAYS .....15, Larry Cox (1976)  
 MOST PASSED BALLS .....21, Rob Johnson (2008)

### PITCHER

HIGHEST FIELDING % ..... 1.000, Bryan Clark  
 (1989, 53 chances)  
 MOST PUTOUTS .....24, Frank Linzy (1964)  
 MOST ASSISTS ..... 44, Dick LeMay (1969);  
 Bill Swiacki (1982); Reese Lambert, (1988)  
 MOST ERRORS .....8, Ron Herbel (1962)  
 MOST DOUBLE PLAYS .....7, Billy Connors, (1967)

## GENERAL TEAM RECORDS

HIGHEST ATTENDANCE, SEASON ..... 378,518 (2011)  
 HIGHEST ATTENDANCE, GAME ..... 12,720 (5/22/87 vs. Edmonton)  
 MOST WINS, SEASON ..... 97 (1961)  
 FEWEST WINS, SEASON ..... 45 (1970)  
 MOST LOSSES, SEASON ..... 98 (1970)  
 FEWEST LOSSES, SEASON ..... 57 (1961)  
 HIGHEST WINNING PERCENTAGE, SEASON ..... .630 (1961)  
 LOWEST WINNING PERCENTAGE, SEASON ..... .315 (1970)

## SIMPSON KRAFT CHENEY STADIUM HALL OF FAME

INDUCTEE	FEAT(S)	YR INDUCTED
Jesus Alou	Star of 1963 T-Giants (.324-11-69), 15 MLB Seasons.	1998
Matty Alou	Hit first Cheney Stadium HR, career .309 hitter in 15 MLB seasons.	1994
Ben Cheney	Tacoma sportsman headed effort to build stadium in 1960.	1990
Red Davis	Managed T-Giants 1960-62. Managed first Tacoma PCL Champions (1961).	1996
Adrian Garrett	Hit Tacoma record 43 HRs in 1971, 272 career minor league HRs.	1993
Gil Garrido	Led PCL shortstops in fielding percentage 1961, 1962, 1963, 1964.	1992
Tom Haller	Hit three HRs in one game at Cheney, 12 seasons as MLB catcher.	1993
Ron Herbel	Record 43 Tacoma wins, Tacoma resident, 9 MLB seasons.	1992
Don Hill	Tacoma radio play-by-play announcer 1960-1984.	1993
Burt Hooton	Struck out 19 batters 8/17/71, posted 1.68 ERA in 1971, 15 MLB seasons.	1996
Clay Huntington	Civic leader helped bring the PCL to Tacoma in 1960, opening night MC.	1992
Tom Kelly	T-Twin 1972-75, 1977; managed two World Series Champions (1987, 1991)	1993
Juan Marichal	Pitched shutout in first Tacoma PCL win, 243 MLB wins, Hall of Fame.	1991
Stan Naccarato	Tacoma General Manager 20 years, put together ownership group in 1971.	1994
Gaylord Perry	Tacoma Giant 1960-63, 314 MLB wins, 2 Cy Young Awards, Hall of Fame.	1991
Dick Phillips	Only Tacoma player to win PCL Most Valuable Player (1961).	1992
Dusty Rhodes	1954 World Series MVP finished career with T-Giants 1960-62.	1991

## YEAR-BY YEAR RECORDS VS. PCL OPPONENTS (1960-79)

Albuquerque	1960	1961	1962	1963	1964	1965	1966	1967	1968	1969	1970	1971	1972	1973	1974	1975	1976	1977	1978	1979
Arkansas					3-3	3-5							3-13	8-4	4-8	8-4	6-6	12-8	8-4	5-7
Calgary																				
Colorado Springs																				
Dallas-Fort Worth			8-6	2-5																
Denver			10-4	5-3	2-5	5-3	4-4	4-4												
Edmonton																				
El Paso																				
Eugene										7-13	6-16	12-10	11-17	14-18						
Fresno																				
Hawaii		17-5	12-10	9-13	11-11	12-8	11-9	12-8	7-13	10-10	6-14	12-8	17-11	14-18	17-15	15-17	16-17	10-12	12-8	11-11
Iowa																				
Indianapolis					5-3	7-1	3-5	3-5	3-5											
Las Vegas																				
Memphis																				
Nashville																				
New Orleans																				
Oklahoma City					7-7	5-3	3-5	3-5	6-2											7-5
Ogden																				
Omaha																				
Phoenix							3-5	5-3	1-7	12-8	6-14	10-10	6-10	6-6	6-6	5-7	6-6	7-13	7-5	4-8
Portland																				
Reno	11-11	16-6	10-12	10-12	8-14	13-7	9-11	6-14	11-9	16-6	9-13	10-9	12-16							
Round Rock																				
Sacramento		13-9													16-16	19-13	11-21			
Salt Lake City		11-11	10-12	13-9	9-5	5-3									6-4	7-5	8-4	12-8	7-2	7-5
San Diego		10-12	16-6	11-11	6-8	8-14	5-3	2-6	5-3											
San Jose																			10-10	6-6
Seattle	12-10	13-9	13-9	13-9	11-11	7-13	6-14	11-9	8-12											
Spokane	9-13	15-7	12-10	7-15	12-10	9-11	9-11	10-10	6-14	11-11	3-19	14-8		10-22	19-13	15-15	21-11	10-11	11-9	10-12
Tucson										16-4	6-14	10-10	8-8	5-7	7-4	4-8	8-4	7-13	8-4	7-5
Tulsa							2-6	5-3	4-4											
Vancouver	15-7	10-12	10-12			9-11	10-10	9-11	12-8	14-8										14-6
<b>TOTALS</b>	<b>81-73</b>	<b>97-57</b>	<b>81-73</b>	<b>79-79</b>	<b>73-82</b>	<b>75-72</b>	<b>63-85</b>	<b>73-75</b>	<b>65-83</b>	<b>86-60</b>	<b>45-98</b>	<b>78-65</b>	<b>65-83</b>	<b>65-79</b>	<b>75-66</b>	<b>73-69</b>	<b>76-69</b>	<b>68-75</b>	<b>80-57</b>	<b>74-73</b>

# YEAR-BY YEAR RECORDS VS. PCL OPPONENTS (1980-99)

	1980	1981	1982	1983	1984	1985	1986	1987	1988	1989	1990	1991	1992	1993	1994	1995	1996	1997	1998	1999	
Albuquerque	7-5	3-5	7-9	6-8	11-5	4-11-1	8-8	7-9	4-12	10-6	7-8	3-5	4-4	5-11	3-12	9-7	7-8	9-7	4-4	8-0	
Arkansas																					
Calgary					6-10	10-6	7-9	7-9	8-8	6-10	8-8	12-14	9-17	9-7	8-8	6-10	7-9	12-4	11-5	7-9	
Colorado Springs								8-8	7-9	7-9	3-5	2-5	10-6	7-8	7-9	9-7	8-7	6-2	4-3		
Dallas-Fort Worth																					
Denver																					
Edmonton	15-7	12-4	8-8	8-8	9-7	8-8	11-5	7-9	8-8	7-9	12-12	13-13	9-7	6-10	11-5	8-8	10-6	7-9	7-7		
El Paso																					
Eugene																					
Fresno																				6-2	4-4
Hawaii	9-13	9-12	10-6	7-9	6-10	8-8	7-9	10-6													
Iowa																				4-4	3-5
Indianapolis																					
Las Vegas				6-11	5-8	7-9	6-10	6-10	6-10	8-8	10-6	4-4	2-6	11-5	7-9	11-5	7-9	9-6	5-3	6-2	
Memphis																			2-6	5-3	
Nashville																			4-4	2-5	
New Orleans																			3-5	4-4	
Oklahoma City																			4-4	5-3	
Ogden	4-8																				
Omaha																				5-3	2-6
Phoenix	11-1	5-2	10-6	9-5	8-8	5-11	9-7	6-10	8-8	12-4	9-6	2-6	2-6	7-9	7-9	7-9	9-7	7-9			
Portland	12-10	9-7	8-8	8-8	10-6	8-7	10-6	10-6	9-7	7-9	6-10	12-12	8-18	7-8							
Reno																					
Round Rock																					
Sacramento																					
Salt Lake City																					
San Diego	5-7	3-5	8-7	7-8	7-8										10-6	9-7	9-7	9-7	4-4	1-6	
San Jose																					
Seattle																					
Spokane	12-10	11-11	10-6																		
Tucson	4-8	7-1	9-7	9-9	7-9	9-7	7-9	11-4	8-8	11-5	10-6	5-3	4-4	4-12	5-11	4-12	5-11	7-8	4-4	6-2	
Tulsa																					
Vancouver	9-13	13-8	9-7	5-11	7-9	10-6	7-9	10-6	5-11	8-7	11-5	10-12	12-14	7-9	8-8	4-12	8-7	4-12	8-8	5-11	
<b>TOTALS</b>	<b>74-74</b>	<b>78-61</b>	<b>84-59</b>	<b>65-77</b>	<b>69-71</b>	<b>66-76</b>	<b>72-72</b>	<b>78-65</b>	<b>62-82</b>	<b>77-66</b>	<b>75-67</b>	<b>63-73</b>	<b>56-87</b>	<b>69-74</b>	<b>61-81</b>	<b>68-76</b>	<b>69-73</b>	<b>75-66</b>	<b>77-67</b>	<b>69-70</b>	

## YEAR-BY-YEAR RECORDS VS. PCL OPPONENTS (2000-17)

	2000	2001	2002	2003	2004	2005	2006	2007	2008	2009	2010	2011	2012	2013	2014	2015	2016	2017	2018
Albuquerque	1-3			0-4	4-0	0-4	0-4	2-2	4-0	2-2	3-1	2-2	1-3	2-2	9-7	8-8	9-7	8-7	9-7
Arkansas																			
Calgary	6-10	10-6	8-5																
Colorado Springs	4-0	4-4	5-3	1-3	3-1	6-10	11-5	7-9	6-10	8-8	7-9	8-8	4-12	11-5	2-2	2-2	4-0	1-3	2-2
Dallas-Fort Worth																			
Denver																			
Edmonton	11-5	11-5	6-10	7-9	12-4									4-12	8-8	11-5	7-9	7-9	7-9
El Paso																			
Eugene																			
Fresno	9-6	6-2	5-3	9-7	8-8	9-7	9-7	8-8	10-6	10-6	7-9	8-8	7-9	8-8	9-7	10-6	9-7	4-12	7-9
Hawaii																			
Iowa	4-0	3-5	5-3	2-2	0-3	4-0	2-2	1-3	1-3	1-3	0-4	3-1	3-1	2-2	2-2	1-3	4-0	2-2	4-0
Indianapolis																			
Las Vegas	8-9	5-3	2-6	5-11	10-6	9-7	10-6	10-6	11-5	8-8	9-7	9-7	7-9	10-6	8-8	8-8	6-10	8-7	7-8
Memphis	1-3	6-2	3-5	3-1	3-1	2-2	3-1	2-2	3-1	2-2	3-1	0-4	2-2	2-2	2-2	2-2	2-2	1-3	1-2
Nashville	3-1	3-5	5-3	4-0	1-2	3-1	1-3	2-2	3-1	3-1	2-2	3-1	1-3	3-1	4-0	3-1	2-2	2-2	3-1
New Orleans	2-2	2-6	3-5	0-4	2-2	2-2	1-3	0-4	2-2	2-2	4-0	2-2	1-3	3-1	3-1	3-1	1-2-1	3-1	2-1
Oklahoma City	1-3	7-1	3-5	1-3	2-2	0-4	3-1	3-1	2-2	2-2	1-2	2-2	3-1	0-4	4-0	2-2	2-2	2-2	1-2
Ogden																			
Omaha	2-1	4-4	3-5	4-0	3-1	1-3	4-0	2-2	4-0	2-2	0-4	0-4	2-2	0-4	2-2	1-3	3-1	2-2	2-1
Phoenix																			
Portland	9-7	7-9	8-8	7-9	7-9	11-5	9-7	9-7	11-5	13-3	11-5								
Reno																			
Round Rock																			
Sacramento	7-9	5-3	4-4	6-10	6-10	8-8	8-8	7-9	9-7	7-9	8-8	6-10	7-9	10-6	8-8	5-11	8-8	11-6	9-7
Salt Lake City	6-10	3-5	3-5	7-9	10-6	11-5	8-8	5-11	5-11	6-10	12-4	7-9	7-9	7-9	8-8	5-11	13-3	6-10	4-12
San Diego																			
San Jose																			
Seattle																			
Spokane																			
Tucson	11-5	7-1	3-5	9-7	8-8	4-12	8-8	8-8	6-10			11-5	10-6	10-6					
Tulsa																			
Vancouver																			
<b>TOTALS</b>	<b>76-67</b>	<b>85-59</b>	<b>65-76</b>	<b>66-78</b>	<b>79-63</b>	<b>80-64</b>	<b>74-70</b>	<b>68-76</b>	<b>80-64</b>	<b>74-70</b>	<b>74-69</b>	<b>70-74</b>	<b>63-81</b>	<b>76-68</b>	<b>74-70</b>	<b>68-76</b>	<b>81-62</b>		



# ALL-TIME RECORDS VS. PCL OPPONENTS

	1960-65 GIANTS	1966-71 CUBS	1972-77 TWINS	1978 YANKEES	1979-80 TUGS/TIGERS	1981-94 TIGERS	1995- RAINIERS	TOTALS	PCT
Albuquerque			41-43	8-4	12-12	82-113-1	101-89	244-261-1	.482
Arkansas	6-8							6-8	.429
Calgary						82-98	67-58	149-156	.485
Colorado Springs	10-11					44-50	130-124	174-174	.500
Dallas-Fort Worth	17-12							10-11	.476
Denver		13-11						30-23	.566
Edmonton						133-115	90-68	223-183	.549
El Paso							37-43	37-43	.463
Eugene		25-39	25-35					50-74	.403
Fresno		58-62	89-90		20-24	57-60	162-141	162-141	.535
Hawaii	61-47-1			12-8				297-291-1	.505
Iowa							51-48	51-48	.515
Indianapolis	12-4	9-15						21-19	.525
Las Vegas						78-96	190-161	268-257	.510
Memphis							50-49	50-49	.505
Nashville							57-41	57-41	.582
New Orleans							45-53-1	45-53-1	.454
Oklahoma City	15-15	12-12			11-13		50-48	77-75	.507
Ogden								11-13	.458
Omaha							48-50	48-50	.490
Phoenix		37-47	36-48	7-5	15-9	99-97	23-25	217-231	.484
Portland	68-62	61-62	12-16	7-13	24-20	116-114	95-65	383-352	.521
Reno							58-101	58-101	.365
Round Rock							35-20	35-20	.636
Sacramento	13-9	19-18	46-50				139-150	198-209	.486
Salt Lake City	51-45		49-33-1	7-2			165-186	338-330-1	.505
San Diego	56-54	10-14						66-68	.493
San Jose			10-10	6-6				16-16	.500
Seattle	69-61	25-35						94-96	.495
Spokane	64-66	53-73	75-72	11-9	22-22	21-17		246-259	.487
Tucson		32-28	39-44	8-4	11-13	106-95	121-118	317-302	.512
Tulsa		11-13						11-13	.458
Vancouver	44-42	45-37		14-6	21-22	122-122	29-50	275-279	.496
<b>TOTALS</b>	<b>486-436-1</b>	<b>410-466</b>	<b>422-441-1</b>	<b>80-57</b>	<b>148-147</b>	<b>975-1011-1</b>	<b>1743-1698-1</b>	<b>4264-4246-4</b>	<b>.501</b>

# TACOMA YEAR-BY-YEAR (1960-2018)

Year	Team	Affiliation	Manager	W-L	PCT.	GB	Finish	Attendance
1960	Giants	San Francisco	Red Davis	81-73	.526	11 1/2	2nd	270,024
1961	Giants	San Francisco	Red Davis	97-57	.630	---	1st*	243,790
1962	Giants	San Francisco	Red Davis	81-73	.526	12 1/2	2nd	168,600
1963	Giants	San Francisco	Andy Gilbert	79-79	.500	19	3rd	146,050
1964	Giants	San Francisco	Charlie Fox	73-82	.471	16 1/2	5th	126,192
1965	Giants	San Francisco	Bill Werle	75-72	.510	5 1/2	5th	119,762
1966	Cubs	Chicago (NL)	Les Peden	63-85	.426	20	6th	104,719
1967	Cubs	Chicago (NL)	Whitey Lockman	73-75	.493	7	4th	132,697
1968	Cubs	Chicago (NL)	Whitey Lockman	65-83	.439	21 1/2	5th	79,897
1969	Cubs	Chicago (NL)	Whitey Lockman	86-60	.589	---	1st*	105,207
1970	Cubs	Chicago (NL)	Whitey Lockman	45-98	.315	47 1/2	8th	137,891
1971	Cubs	Chicago (NL)	Jim Marshall	78-65	.545	---	1st*	152,732
1972	Twins	Minnesota	Harry Warner	65-83	.439	14 1/2	3rd	180,209
1973	Twins	Minnesota	Kerby Ferrell	65-79	.451	16 1/2	3rd	182,553
1974	Twins	Minnesota	Cal Ermer	75-66	.532	2 1/2	2nd	165,313
1975	Twins	Minnesota	Cal Ermer	73-69	.514	14 1/2	2nd	197,583
1976	Twins	Minnesota	Cal Ermer	76-69	.524	1	2nd*	192,758
1977	Twins	Minnesota	Del Wilbur/Tom Kelly	68-75	.476	9 1/2	3rd	207,538
1978	Yankees	New York (AL)	Mike Ferraro	80-57	.584	---	1st*	211,030
1979	Tugs	Cleveland	Gene Dusan	34-37	.479	6 1/2	4th	181,443
				40-36	.526	2	2nd	
1980	Tigers	Cleveland	Gene Dusan	39-34	.534	5	3rd	244,083
				35-40	.467	8 1/2	4th	
1981	Tigers	Oakland	Ed Nottle	35-34	.507	1 1/2	3rd	191,738
				43-27	.614	---	1st*	
1982	Tigers	Oakland	Ed Nottle	42-28	.600	---	1st*	223,289
				42-31	.575	1 1/2	2nd	
1983	Tigers	Oakland	Bob Didier	37-35	.514	1	2nd	215,049
				28-42	.400	13	5th	
1984	Tigers	Oakland	Ed Nottle	29-41	.414	6	5th	203,821
				40-30	.571	1	2nd	
1985	Tigers	Oakland	Keith Liepmann	30-40	.429	7 1/2	4th	208,534
				36-36	.500	5 1/2	3rd	
1986	Tigers	Oakland	Keith Liepmann	32-40	.444	13	4th	247,098
				40-32	.566	3	2nd	
1987	Tigers	Oakland	Keith Liepmann	39-32	.549	---	1st*	305,916
				39-33	.542	7 1/2	2nd	
1988	Tigers	Oakland	Brad Fischer	31-41	.431	11 1/2	4th	280,168
				31-41	.431	12 1/2	5th	
1989	Tigers	Oakland	Brad Fischer	39-33	.542	2 1/2	2nd	313,007
				38-33	.535	4	2nd	
1990	Tigers	Oakland	Brad Fischer	43-27	.614	---	1st*	324,498
				32-40	.444	15	4th	
1991	Tigers	Oakland	Jeff Newman	33-37	.471	4 1/2	3rd	298,918
				30-36	.455	13 1/2	4th	
1992	Tigers	Oakland	Bob Boone	26-45	.366	17 1/2	5th	329,000
				30-42	.417	11	5th	
1993	Tigers	Oakland	Bob Boone	32-39	.451	10	5th	329,775
				37-35	.514	8	3rd	
1994	Tigers	Oakland	Casey Parsons	34-36	.479	4 1/2	4th	350,919
				27-45	.375	11 1/2	5th	
1995	Rainiers	Seattle	Steve Smith	37-35	.514	8	3rd	316,103
				31-41	.431	10	4th	
1996	Rainiers	Seattle	Dave Myers	40-32	.556	1/2	2nd	338,500
				29-41	.414	15	5th	
1997	Rainiers	Seattle	Dave Myers	35-35	.500	3 1/2	3rd	305,281
				40-31	.563	1/2	2nd	
1998	Rainiers	Seattle	Dave Myers	77-67	.535	4 1/2	2nd	337,623
1999	Rainiers	Seattle	Dave Myers	69-70	.496	13 1/2	2nd	271,026
2000	Rainiers	Seattle	Dave Myers	76-67	.531	14	2nd	265,702
2001	Rainiers	Seattle	Dan Rohn	85-59	.590	---	1st*	320,329
2002	Rainiers	Seattle	Dan Rohn	65-76	.461	16 1/2	4th	300,910
2003	Rainiers	Seattle	Dan Rohn	66-78	.458	8	4th	327,927
2004	Rainiers	Seattle	Dan Rohn	79-63	.556	4	2nd	310,680
2005	Rainiers	Seattle	Dan Rohn	80-64	.556	---	1st*	335,031
2006	Rainiers	Seattle	Dave Brundage	74-70	.514	7	2nd	313,031
2007	Rainiers	Seattle	Daren Brown	68-76	.472	6 1/2	3rd	345,538
2008	Rainiers	Seattle	Daren Brown	80-64	.556	4	2nd	327,871
2009	Rainiers	Seattle	Daren Brown	74-70	.514	---	1st*	352,450
2010	Rainiers	Seattle	Daren Brown/Jose Castro	74-69	.517	---	1st*	351,095
2011	Rainiers	Seattle	Daren Brown	70-74	.486	7	2nd	378,518
2012	Rainiers	Seattle	Daren Brown	61-83	.424	18	4th	352,032
2013	Rainiers	Seattle	Daren Brown/John Stearns	76-68	.528	2	2nd	320,080
2014	Rainiers	Seattle	Roy Howell	74-70	.514	7	3rd	305,446
2015	Rainiers	Seattle	Pat Listach	68-76	.472	16.5	4th	352,521
2016	Rainiers	Seattle	Pat Listach	81-62	.566	---	1st*	377,164
2017	Rainiers	Seattle	Pat Listach	66-76	.465	14	3rd	374,951
2018	Rainiers	Seattle	Pat Listach	66-73	.475	16	3rd	372,780

**TOTAL RECORD: 4264-4246 (.501)**

**TOTAL ATTENDANCE: 15,327,390**

FRONT OFFICE

CHENEY STADIUM

COACHES/STAFF

2019 RAINIERS

2018 SEASON REVIEW

OPPONENTS

HISTORY & RECORDS

MEDIA & MISC.

## TACOMA POSTSEASON HISTORY

Since joining the Pacific Coast League in 1960, Tacoma has played for the league championship eight times, and won PCL titles five times - 1961, 1969, 1978, 2001, and 2010.

Tacoma was involved in the only two instances in which the league has declared "Co-Champions" in over 100 years of play (1978 and 2001). Tacoma reached the PCL Championship Series and lost three times - 1971, 1981, and 2005.

Each of the eight Tacoma teams to play for a PCL championship is recapped in this section.

### TACOMA IN THE PACIFIC COAST LEAGUE PLAYOFFS

#### YEAR POSTSEASON RESULT

- 1961** Won Pacific Coast League Championship (no playoff)  
**1969:** Won Pacific Coast League Championship (defeated Eugene, 3-2)  
1971: Lost League Championship to Salt Lake City (3-1)  
1976: Lost Western Division Playoff to Hawaii (1-0)  
**1978: Declared Co-Pacific Coast League Champions with Albuquerque (no playoff due to rain)**  
1981: Defeated Hawaii in Northern Division Playoff (2-1), Lost to Albuquerque in Championship (3-0)  
1982: Lost to Spokane in Northern Division Playoff (2-1)  
1987: Lost to Calgary in Northern Division Playoff (3-2)  
1990: Lost to Edmonton in Northern Division Playoff (3-2)  
**2001: Defeated Sacramento in Pacific Conference Playoff (3-2), Declared Co-Pacific Coast League Champions with New Orleans**  
2005: Defeated Sacramento in Pacific Conference Playoff (3-2), Lost to Nashville in Championship (3-0)  
2009: Lost to Sacramento in Pacific Conference Playoff (3-1)  
**2010: Defeated Sacramento in Pacific Conference Playoff (3-2), Defeated Memphis in Championship (3-0), lost to Columbus in Triple-A Championship Game (12-6)**  
2016: Lost to El Paso in Pacific Conference Playoff (3-1)

## THE 1961 GIANTS: TACOMA'S BEST TEAM

The greatest team in Tacoma's Pacific Coast League history, the 1961 Giants finished the season with a record of 97-57.

No playoffs were played in 1961 - the Giants were named league champions when they clinched the top spot in the league's one, eight-team division. The team eliminated second-place Vancouver on Labor Day while closing out a series in Hawaii - the club celebrated on the flight home.

The Giants were in third place with a 41-32 record before sweeping a July 4th home doubleheader from Vancouver - starting one of the hottest streaks in PCL history. The team went 57-10 over the next 67 games, including a believed-to-be-franchise-record 16-game winning streak.

The team was led by young pitching prospects Gaylord Perry (16-10, 2.55) and Ron Herbel (16-5, 3.57). Infielders Chuck Hiller and Dick Phillips were named to the league's post-season all-star team.

Phillips, who hit .264 with 16 home runs, 98 RBI, and 94 walks, was named the Pacific Coast League's Most Valuable Player - he remains the only Tacoma player to ever win the award.

The 1961 Tacoma Giants are typically included in any list of the greatest minor league teams of all-time. In his most recent Historical Baseball Abstract, author Bill James calls the 1961 Giants the "best Triple-A team of the 1960s," and one of the three best minor league teams of any classification that decade.

### DICK PHILLIPS WINS 1961 PCL MOST VALUABLE PLAYER AWARD

Dick Phillips is the only Tacoma player to ever win a league MVP award. Phillips led the 1961 Tacoma Giants to a franchise-best 97-57 record, which gave Tacoma its first league championship. Phillips batted .264-16-98 while walking 94 times with only 55 strikeouts. He played every infield position and every outfield position.

# THE 1969 CUBS: TACOMA CLAIMS PCL WITH COMEBACK OVER EUGENE

The 1969 Tacoma Cubs advanced to the PCL Championship series by winning the four-team Northern Division with a record of 86-60 – 14 games ahead of the nearest competitor.

The Cubs were slated to play the Southern Division champion Eugene Emeralds – a Philadelphia Phillies affiliate – in the best-of-five series for the league crown.

Eugene won the first two games at home. Larry Bowa hit a leadoff home run in the bottom of the first inning of Game One, helping the Emeralds cruise to a 6-1 decision. Game Two was a tense affair that saw the Emeralds win 5-4 on Scott Reid's leadoff home run in the bottom of the ninth inning.

The Cubs came home and won Game Three, 2-1, when Jim Dunegan snapped a 1-1 tie with a solo home run in the seventh inning. Game Four saw Cubs starting pitcher Archie Reynolds toss a complete-game, two-hit shutout to force a deciding fifth and final game, to be played in Eugene.

In Game Five, Tacoma scored single runs in the fourth and seventh innings, with Eugene errors factoring into each rally. Despite allowing a total of seven hits and two walks, four Tacoma pitchers combined to shutout the Emeralds. Jim Colborn worked five shutout innings to earn the win, and relief ace Dick LeMay pitched three perfect innings for the save.

Managed by White Lockman, the 1969 Cubs were the first Tacoma team to win a championship playoff series.

## Eugene Emeralds 6, Tacoma Cubs 1 Game One - September 2, 1969

	1	2	3	4	5	6	7	8	9	R	H	E
Tacoma	0	0	0	0	0	0	0	0	1	1	7	2
Eugene	1	1	0	0	4	0	0	0	x	6	12	1

Tacoma	AB	R	H	RBI	Eugene	AB	R	H	RBI
Montreuil, 2B	3	0	1	0	Bowa, SS	4	1	1	1
Bladt, LF	4	0	0	0	Doyle, 2B	3	1	2	0
Pointer, CF	4	0	0	0	Hutto, RF	3	1	2	0
Skidmore, 1B	4	0	2	0	Emery, 1B	4	1	1	1
Dunegan, RF	4	1	2	0	Lis, LF	4	1	1	2
Bobb, C	4	0	2	1	Reid, CF	4	0	1	0
Lung, 3B	4	0	0	0	Buchek, 3B4	1	2	0	0
Metzger, SS	4	0	0	0	Edwards, C4	0	1	1	1
Reynolds, P	2	0	0	0	Wagner, P	4	0	1	0
Gura, P	0	0	0	0	<b>Totals</b>	<b>34</b>	<b>6</b>	<b>12</b>	<b>5</b>
Church, P	0	0	0	0					
McMath, PH	0	0	0	0					
Tiefenauer, P	0	0	0	0					
Pena, PH	1	0	0	0					
<b>Totals</b>	<b>34</b>	<b>1</b>	<b>7</b>	<b>1</b>					

### BATTING

**2B:** Skidmore, Dunegan, Bobb, Edwards

**HR:** Bowa, Lis

**SB:** Doyle

**LOB:** Tacoma 8, Eugene 6.

### FIELDING

**E:** Dunegan, Pointer, Bowa

**DP:** Tacoma 2

Tacoma	IP	H	R	ER	BB	SO
Reynolds (L, 0-1)	4.0	8	4	4	2	2
Gura	1.1	3	2	2	0	0
Church	1.2	0	0	0	0	3
Tiefenauer	2.0	1	0	0	0	1

Eugene	IP	H	R	ER	BB	SO
Wagner (W, 1-0)	9.0	7	1	1	2	5

**T:** 1:55    **Att:** 3,451

## Eugene Emeralds 5, Tacoma Cubs 4 Game Two - September 3, 1969

	1	2	3	4	5	6	7	8	9	R	H	E
Tacoma	0	0	0	1	1	0	0	2	0	4	8	2
Eugene	0	1	0	2	0	0	1	0	1	5	7	0

Tacoma	AB	R	H	RBI	Eugene	AB	R	H	RBI
Montreuil, 2B	5	0	1	0	Bowa, SS	4	0	0	0
Bladt, LF	5	0	0	0	Doyle, 2B	4	0	0	0
Pointer, CF	2	2	1	0	Hutto, RF-1B4	4	0	0	0
Skidmore, 1B	4	1	2	0	Emery, 1B	3	0	1	0
Dunegan, RF	4	0	1	2	Compton, PR0	0	0	0	0
Bobb, C	4	0	2	1	Reams, RF	0	0	0	0
Lung, 3B	4	0	1	0	Lis, LF	3	2	1	0
Metzger, SS	3	1	0	0	Reid, CF	4	2	2	2
Colborn, P	1	0	0	0	Buchek, 3B	2	1	1	2
McMath, PH	1	0	0	0	Edwards, C	3	0	1	0
Sherrod, P	0	0	0	0	James, P	3	0	1	1
Pena, PH	1	0	0	0	Messery, P	0	0	0	0
LeMay, P	0	0	0	0	<b>Totals</b>	<b>30</b>	<b>5</b>	<b>7</b>	<b>5</b>
<b>Totals</b>	<b>34</b>	<b>4</b>	<b>8</b>	<b>3</b>					

None out when winning run scored.

### BATTING

**2B:** Skidmore, James

**3B:** Reid

**HR:** Reid

**SB:** Pointer

**SF:** Buchek

**LOB:** Tacoma 7, Eugene 4

### FIELDING

**E:** Lung, Pointer

**DP:** Eugene, 1

Tacoma	IP	H	R	ER	BB	SO
Colborn	4.0	3	3	2	2	2
Sherrod	2.0	0	0	0	0	1
LeMay (L, 0-1)	2.0	4	2	1	0	2

Eugene	IP	H	R	ER	BB	SO
James	7.2	8	4	4	2	6
Messery (W, 1-0)	1.1	0	0	0	1	0

**HBP:** By James (Pointer)    **PB:** Bobb    **WP:** James 3  
**T:** 2:00    **Att:** 4,317

# THE 1969 CUBS: TACOMA CLAIMS PCL WITH COMEBACK OVER EUGENE (CONTINUED)

## Tacoma Cubs 2, Eugene Emeralds 1 Game Three - September 4, 1969

	1	2	3	4	5	6	7	8	9	R	H	E
Eugene	0	1	0	0	0	0	0	0	0	1	3	0
Tacoma	0	1	0	0	0	0	1	0	x	2	5	2

Eugene	AB	R	H	RBI	Tacoma	AB	R	H	RBI
Bowa, SS	4	0	0	0	Montreuil, 2B	4	0	1	0
Doyle, 2B	4	0	1	0	Bladt, LF	4	0	0	0
Hutto, RF	4	0	0	0	Pointer, CF	3	0	0	0
Emery, 1B	2	1	0	0	Skidmore, 1B	3	1	1	0
Lis, LF	4	0	1	0	Dunegan, RF	3	1	1	1
Reid, CF	2	0	1	0	Bobb, C	3	0	1	0
Buchek, 3B	4	0	0	0	Lung, 3B	3	0	0	1
Edwards, C	3	0	0	0	Metzger, SS	3	0	0	0
Lersch, P	3	0	0	0	Decker, P	2	0	1	0
<b>Totals</b>	<b>30</b>	<b>1</b>	<b>3</b>	<b>0</b>	LeMay, P	1	0	0	0
					<b>Totals</b>	<b>29</b>	<b>2</b>	<b>5</b>	<b>2</b>

### BATTING

2B: Skidmore

HR: Dunegan

SB: Bladt, Montreuil

### FIELDING

E: Metzger 2

Eugene IP H R ER BB SO

Lersch (L, 0-1) 8.0 5 2 2 0 9

Tacoma IP H R ER BB SO

Decker (W, 1-0) 7.2 3 1 1 5 8

LeMay (S, 1) 1.1 0 0 0 0 1

WP: Decker 2

T: 1:57 Att: 2,433

## Tacoma Cubs 2, Eugene Emeralds 0 Game Four - September 5, 1969

	1	2	3	4	5	6	7	8	9	R	H	E
Eugene	0	0	0	0	0	0	0	0	0	0	2	0
Tacoma	2	0	0	0	0	0	0	x	2	8	2	2

Eugene	AB	R	H	RBI	Tacoma	AB	R	H	RBI
Bowa, SS	3	0	0	0	Montreuil, 2B	4	0	0	0
Doyle, 2B	4	0	0	0	Bladt, LF	4	1	3	0
Hutto, RF	4	0	1	0	Pointer, CF	2	1	1	0
Emery, 1B	3	0	0	0	Skidmore, 1B	4	0	0	0
Lis, LF	3	0	0	0	Dunegan, RF	3	0	1	0
Reid, CF	3	0	0	0	Bobb, C	3	0	1	2
Buchek, 3B	3	0	0	0	Lung, 3B	4	0	1	0
Edwards, C	3	0	1	0	Metzger, SS	3	0	1	0
Colton, P	0	0	0	0	Reynolds, P	3	0	0	0
Rounsaville, P	2	0	0	0	<b>Totals</b>	<b>30</b>	<b>2</b>	<b>8</b>	<b>2</b>
Reams, PH	1	0	0	0					
Messery, P	0	0	0	0	<b>Totals</b>	<b>29</b>	<b>0</b>	<b>2</b>	<b>0</b>

### BATTING

SB: Bladt, Dunegan

S: Pointer

LOB: Eugene 3, Tacoma, 8

Eugene IP H R ER BB SO

Colton (L, 0-1) 0.2 2 2 2 2 0

Rounsaville 6.1 5 0 0 0 3

Messery 1.0 1 0 0 1 0

Tacoma IP H R ER BB SO

Reynolds (W, 1-0) 9.0 2 0 0 1 6

T: 1:50

Att: 3,852

## Tacoma Cubs 2, Eugene Emeralds 0 Game Five - September 6, 1969

	1	2	3	4	5	6	7	8	9	R	H	E
Tacoma	0	0	0	1	0	0	1	0	0	2	6	0
Eugene	0	0	0	0	0	0	0	0	0	0	7	3

Tacoma	AB	R	H	RBI	Eugene	AB	R	H	RBI
Montreuil, 2B	4	0	1	0	Bowa, SS	4	0	1	0
Bladt, LF	4	0	1	0	Doyle, 2B	4	0	0	0
Pointer, CF	3	0	0	0	Hutto, RF	4	0	1	0
Skidmore, 1B	4	1	1	0	Emery, 1B	4	0	2	0
Dunegan, RF	4	0	0	0	Lis, LF	3	0	0	0
Bobb, C	3	0	0	1	Reid, CF	3	0	1	0
Lung, 3B	3	1	1	0	Buchek, 3B	4	0	0	0
Metzger, SS	3	0	2	0	Edwards, C	4	0	0	0
Colborn, P	1	0	0	0	Wagner, P	2	0	2	0
Lemons, P	0	0	0	0	Coward, PH	1	0	0	0
Church, P	0	0	0	0	James, P	0	0	0	0
McMath, PH	1	0	0	0	<b>Totals</b>	<b>33</b>	<b>0</b>	<b>7</b>	<b>0</b>
LeMay, P	0	0	0	0					
<b>Totals</b>	<b>30</b>	<b>2</b>	<b>6</b>	<b>1</b>					

### BATTING

2B: Montreuil, Lung, Emery

S: Colborn

SF: Bobb

LOB: Tacoma 5, Eugene 8

### FIELDING

E: Hutto, Buchek, Lis

DP: Eugene, 2

Tacoma IP H R ER BB SO

Colborn (W, 1-0) 5.0 7 0 0 0 3

Lemons 0.1 0 0 0 1 0

Church 0.2 0 0 0 1 0

LeMay (S, 2) 3.0 0 0 0 0 2

Eugene IP H R ER BB SO

Wagner (L, 1-1) 7.0 6 2 0 2 4

James 2.0 0 0 0 0 4

## THE 1971 CUBS: SALT LAKE TOPS TACOMA IN FINAL

Just two seasons after winning the PCL title, the Tacoma Cubs returned to the Championship Series in 1971. This time, the Cubs fell to the Salt Lake Angels, three games to one.

Tacoma went 78-65 and won the four-team Northern Division by 6.5 games over second-place Portland. The Angels were winners in the Southern Division, going 78-68 to take the title by three games over Phoenix.

Host Salt Lake City trailed in the opener, 7-6, before erupting for seven runs in the bottom of the eighth inning on the way to a 13-7 win. It was considered an upset – the Angels scored ten runs off Tacoma ace Burt Hooton, who had set the PCL single-game strikeout record with a 19-K performance earlier in the season.

Tacoma starter Jim Colborn evened the series by tossing a complete-game, ten-inning gem in Game Two. Pat Bourque's ground-ball double down the first base line drove in the go-ahead run in the top of the tenth. Tacoma beat Salt Lake's Archie Reynolds – who helped Tacoma win the crown just two years prior.

The Angels used the long ball to take Games Three and Four – and the series – at Cheney Stadium. Salt Lake catcher Art Kusnyer launched a three-run shot off Tacoma starter Larry Gura in the first inning of the third game, helping Salt Lake to a 7-3 win. In Game Four, former Tacoma Cubs outfielder Greg Goossen did the damage with a three-run homer in the opening inning off the Cubs Roberto Rodriguez.

Tacoma played the series without slugger Adrian Garrett, who hit a franchise record 43 home runs during the regular season before being sold to Oakland on August 31. His replacement Bill McNulty went 7-for-14 with three home runs and seven RBI in the series.

### Salt Lake City Angels 13, Tacoma Cubs 7 Game One - September 2, 1971

	1	2	3	4	5	6	7	8	9	R	H	E
Tacoma	0	1	0	1	5	0	0	0	0	7	9	1
Salt Lake	1	2	0	0	0	1	2	7	x	13	15	2

Tacoma	AB	R	H	RBI	Salt Lake	AB	R	H	RBI
Ortiz, CF	5	1	2	0	Feldman, RF	4	3	4	3
Coggins, 2B	5	0	1	1	Llenas, 3B	4	2	2	2
Blanco, LF	5	1	1	0	Silverio, CF	3	2	2	1
Bourque, 1B	3	3	1	1	Vinson, 1B	4	2	2	3
Fanzzone, 3B	2	1	1	1	Goossen, LF	5	0	1	3
McNulty, RF	4	1	2	3	Parker, 2B	4	1	2	0
Breedon, C	3	0	1	1	Kusnyer, C	5	1	2	1
McFadden, SS	3	0	0	0	Oyler, SS	2	0	0	0
Hooton, P	4	0	0	0	Bennett, PH	1	0	0	0
Rodriguez, P	0	0	0	0	Engelhardt, P	0	0	0	0
Stephenson, P	0	0	0	0	Bigone, PH	0	1	0	0
Zahn, P	0	0	0	0	Lasher, P	0	0	0	0
<b>Totals</b>	<b>34</b>	<b>7</b>	<b>9</b>	<b>7</b>	Lange, P	2	0	0	0
					Cox, P	0	0	0	0
					Shank, P	0	0	0	0
					Phillips, PH	1	0	0	0
					Arcia, SS	1	1	0	0
					<b>Totals</b>	<b>36</b>	<b>13</b>	<b>15</b>	<b>13</b>

#### BATTING

**2B:** Ortiz, Coggins, Blanco, Bourque, Llenas 2, Feldman 2, Silverio, Goossen

**3B:** Parker

**HR:** McNulty, Vinson

**LOB:** Tacoma 8, Salt Lake City 6

#### FIELDING

**E:** Ortiz, Parker, Oyler

**DP:** Tacoma 2, Salt Lake City 3

Tacoma	IP	H	R	ER	BB	SO
Hooton (L, 0-1)	7.1	14	10	10	3	10
Rodriguez	0.0	0	1	1	1	0
Stephenson	0.0	0	2	2	2	0
Zahn	0.2	1	0	0	0	1

Salt Lake	IP	H	R	ER	BB	SO
Lange	4.1	6	4	4	4	6
Cox	0.0	3	3	3	0	0
Shank	1.2	0	0	0	0	1
Engelhardt (W, 1-0)	2.0	0	0	0	1	3
Lasher	1.0	0	0	0	0	0

### Tacoma Cubs 2, Salt Lake City Angels 1 Game Two - September 3, 1971

	1	2	3	4	5	6	7	8	9	10	R	H	E
Tacoma	0	1	0	0	0	0	0	0	0	1	2	8	1
Salt Lake	1	0	0	0	0	0	0	0	0	0	1	5	1

Tacoma	AB	R	H	RBI	Salt Lake	AB	R	H	RBI
Ortiz, CF	5	0	1	0	Feldman, RF	3	1	1	0
Coggins, 2B-SS	5	1	1	0	Llenas, 3B	5	0	1	0
Blanco, LF	5	0	1	0	Silverio, CF	5	0	1	0
Bourque, 1B	3	1	1	1	Vinson, 1B	3	0	0	1
Fanzzone, 3B	5	0	1	0	Goossen, LF	3	0	1	0
McNulty, RF	4	0	2	1	Parker, 2B	4	0	1	0
Hibbs, C	3	0	1	0	Kusnyer, C	4	0	0	0
McFadden, SS	2	0	0	0	Oyler, SS	3	0	0	0
Rickey, PH	1	0	0	0	Bennett, PH	1	0	0	0
Montreuil, 2B	1	0	0	0	Arcia, SS	0	0	0	0
Colborn, P	4	0	0	0	Reynolds, P	4	0	0	0
<b>Totals</b>	<b>38</b>	<b>2</b>	<b>8</b>	<b>2</b>	<b>Totals</b>	<b>35</b>	<b>1</b>	<b>5</b>	<b>1</b>

#### BATTING

**2B:** Fanzzone, Hibbs, McNulty, Coggins, Bourque,

Goossen, Llenas, Feldman

**SB:** Silverio, Vinson

**LOB:** Tacoma 9, Salt Lake City 8

#### FIELDING

**E:** McNulty, Parker

**DP:** Salt Lake City 1

Tacoma	IP	H	R	ER	BB	SO
Colborn (W, 1-0)	10.0	5	1	1	4	11

Salt Lake City	IP	H	R	ER	BB	SO
Reynolds (L, 0-1)	10.0	8	2	2	3	10

**BK:** Reynolds HBP; McFadden (by Reynolds)

**T:** 2:27 **Att:** 3,776

## THE 1971 CUBS: SALT LAKE TOPS TACOMA IN FINAL

### Salt Lake City Angels 7, Tacoma Cubs 3 Game Three - September 4, 1971

	1	2	3	4	5	6	7	8	9	R	H	E
Salt Lake	4	0	1	1	0	0	0	0	1	7	7	2
Tacoma	2	0	1	0	0	0	0	0	0	3	10	3

Salt Lake	AB	R	H	RBI	Tacoma	AB	R	H	RBI
Feldman, 1B	2	1	1	0	Ortiz, CF	4	2	2	0
Silverio, CF	3	1	2	0	Montreuil, 2B	5	1	1	0
Llenas, 3B	5	0	0	1	Rickey, P	0	0	0	0
Goossen, LF	4	2	1	1	Blanco, LF	5	0	2	1
Phillips, PR-LF	0	1	0	0	Bourque, 1B	5	0	1	2
Parker, 2B	3	1	1	1	Fanzone, 3B	5	0	3	0
Kusnyer, C	5	1	1	3	McNulty, RF	2	0	0	0
Floyd, RF	4	0	0	1	Hibbs, C	4	0	0	0
Oyler, SS	5	0	0	0	McFadden, SS	5	0	1	0
Washburn, P	2	0	0	0	Gura, P	1	0	0	0
Lasher, P	2	0	1	0	Todd, P	0	0	0	0
<b>Totals</b>	<b>35</b>	<b>7</b>	<b>7</b>	<b>7</b>	<b>Coggins, PH, 2B</b>	<b>1</b>	<b>0</b>	<b>0</b>	<b>0</b>
					<b>Totals</b>	<b>37</b>	<b>3</b>	<b>10</b>	<b>3</b>

#### BATTING

**2B:** Ortiz 2, McFadden, Fanzone

**HR:** Kusnyer, Goossen

**SB:** Parker

**S:** Parker, Feldman

**LOB:** Salt Lake City 10, Tacoma 14

#### FIELDING

**E:** Goossen, Parker, Fanzone 2, Hibbs

**DP:** Salt Lake City 1

Salt Lake	IP	H	R	ER	BB	SO
Washburn	4.2	8	3	3	2	1
Lasher (W, 1-0)	4.1	2	0	0	3	4
Tacoma	IP	H	R	ER	BB	SO
Gura (L, 0-1)	2.1	4	5	5	2	1
Todd	5.2	3	1	1	3	4
Rickey	1.0	0	1	0	0	2

**HBP:** Ortiz (by Washburn) McNulty (by Lasher)

**WP:** Gura

**T:** 2:53 **Att:** 5,119

### Salt Lake City Angels 6, Tacoma Cubs 4 Game Four - September 5, 1971

	1	2	3	4	5	6	7	8	9	R	H	E
Salt Lake	3	0	0	0	1	2	0	0	0	6	8	1
Tacoma	1	0	0	0	0	1	0	2	4	7	0	

Salt Lake	AB	R	H	RBI	Tacoma	AB	R	H	RBI
Feldman, RF	5	2	2	0	Ortiz, CF	3	1	1	0
Llenas, 2B	3	0	0	0	Montreuil, 2B	4	0	0	0
Silverio, CF	4	0	2	1	Colborn, P	0	0	0	0
Vinson, 1B	3	1	0	0	Bourque, 1B	4	0	2	1
Goossen, LF	4	1	1	3	Fanzone, 3B	4	1	1	0
Phillips, CF	0	0	0	0	McNulty, RF	4	2	3	3
Parker, 2B	4	0	0	0	Blanco, LF	4	0	0	0
Kusnyer, C	4	1	1	0	Breeden, C	3	0	0	0
Oyler, SS	4	1	1	2	McFadden, SS	4	0	0	0
Bennett, P	3	0	1	0	Rodriguez, P	1	0	0	0
Reynolds, P	1	0	0	0	Coggins, PH-2B	1	0	0	0
<b>Totals</b>	<b>35</b>	<b>6</b>	<b>8</b>	<b>6</b>	<b>Totals</b>	<b>32</b>	<b>4</b>	<b>7</b>	<b>4</b>

#### BATTING

**2B:** Bourque

**HR:** Goossen, Oyler, McNulty 2

**SB:** Ortiz

**LOB:** Salt Lake City 4, Tacoma 7

#### FIELDING

**E:** Llenas

**DP:** Salt Lake City 2

Salt Lake	IP	H	R	ER	BB	SO
Bennett (W, 1-0)	6.1	5	2	2	2	3
Reynolds	2.2	2	2	2	1	2

Tacoma	IP	H	R	ER	BB	SO
Rodriguez (L, 0-1)	8.0	8	6	6	2	5
Colborn	1.0	0	0	0	0	2

**WP:** Rodriguez

**PB:** Breeden

**T:** 2:01 **Att:** 2,009

## THE 1978 YANKEES: PCL PLAYOFFS WASHED OUT

The 1978 Tacoma Yankees, along with the Albuquerque Dukes, were named Pacific Coast League "Co-Champions" in one of the stranger episodes in league history. Foul weather in the Pacific Northwest delayed the proceedings for so long that the league - under threat from Albuquerque - decided to cancel the playoffs.

The close of the Yankees regular season at Cheney Stadium provided a glimpse of what was to come, when the final two regular season doubleheaders were both washed away.

The weather cleared for the Yankees to face the Portland Beavers in the first game of the best-of-five Northern Division playoffs on September 2. Tacoma won the opener, 10-8, and then took the second game 5-4 in conditions that the Tacoma News Tribune described as "wet, muddy, and otherwise awful."

The third game was rained out in Portland - but the Beavers were able to win the next two games, forcing a decisive Game Five on Thursday night at Civic Stadium.

Meanwhile, the Dukes had swept the Southern Division series with a win in Salt Lake City on Monday. The Albuquerque club was waiting in Salt Lake City to see if they would fly to Tacoma or Portland to open the PCL Championship Series.

Thursday night's game was rained out, and on Friday night the stadium in Portland was booked for another event. When the game was rescheduled for Saturday, September 9, the Dukes and their parent club, the Los Angeles Dodgers, threatened to forget the whole thing and go home. The Dodgers were in a pennant race in the National League West and needed to call up players.

Albuquerque was convinced to wait until Saturday night. When the Yankees and Beavers met at Civic Stadium, PCL Umpire-In-Chief Randy Marsh walked the grounds and declared the field unplayable.

At that point, PCL President Roy Jackson ruled Tacoma and Albuquerque "Co-Champions," much to the public dismay of Portland owner Leo Ornest. The league favored Tacoma over Portland based upon regular-season record: the Yankees went 80-57 compared to Portland's 76-62.

Once the series was cancelled, the New York Yankees called up Tacoma's Brian Doyle, Larry McCall, and Jerry Narron for the now-legendary pennant race against Boston.

Tacoma Yankees fans got a bit of revengeful satisfaction when Doyle helped the New York Yankees beat the Dodgers in the World Series.

FRONT OFFICE  
 CHENEY STADIUM  
 COACHES/STAFF  
 2019 RAINIERS  
 2018 SEASON REVIEW  
 OPPONENTS  
 HISTORY & RECORDS  
 MEDIA & MISC.

# THE 1981 TIGERS: TACOMA SWEPT BY ALBUQUERQUE'S BEST

The 1981 Tacoma Tigers advanced to the playoffs by winning the Northern Division in the second half of the PCL's new split-season format. The Tigers beat first half division winner Hawaii in a best-of-three series, two games to one.

Following the decisive Game Three victory in Honolulu, the Tigers took a red-eye flight that departed Hawaii at 2:00am. After a delayed connecting flight through Los Angeles, the team landed at SeaTac at 3:45pm – just over three hours away from the first pitch of Game One of the PCL Championship Series, against Albuquerque.

The Tigers came out flat in Game One after 14 hours of travel, and a well-rested Dukes team that had a first-round bye coasted to a 5-1 victory. Dukes starter Ted Power struck out ten batters over seven strong innings. Tired Tacoma pitchers issued six walks in the game, and the Tigers made a pair of errors.

Game Two was a tighter game until a controversial call by umpire Dana DeMuth helped the Dukes break it open. Albuquerque led 4-3 in the sixth inning when Tack Wilson was ruled safe at second base on a two-out steal attempt, although Tigers manager Ed Nottle vigorously argued that he was out. Two runs scored after the play.

The series moved to Sports Stadium in Albuquerque for Game Three, and the Dukes completed the three-game sweep with a 9-2 blasting of the Tigers. Candy Maldonado hit a pair of triples for the Dukes, and Brian Holton tossed a complete-game three-hitter. Mark Budaska's two-run homer was Tacoma's only offense.

Maldonado had a big series for Albuquerque, going 5-for-10 with all five hits netting extra bases: he hit two doubles, two triples, and a home run.

Tacoma was jet-lagged for the series, but outfielder Jim Nettles credited the Dukes – the 1981 Dukes are considered one of the best teams in Albuquerque's history, posting a record of 94-38, and they had a Triple Crown winner in Mike Marshall.

"This team is just awesome," said Nettles. "It's no fluke that they won."

## Albuquerque Dukes 5, Tacoma Tigers 1 Game One - September 4, 1981

	1	2	3	4	5	6	7	8	9	R	H	E
Albuquerque	0	0	0	0	1	1	1	1	1	5	11	1
Tacoma	0	0	0	0	0	0	0	1	0	1	7	2

Albuquerque	AB	R	H	RB	Tacoma	AB	R	H	RB
Wilson, DH	3	1	1	0	Sexton, SS	4	1	2	0
Law, LF	5	0	2	1	Cox, 2B	4	0	1	1
Perconte, 2B	2	1	1	0	Bryant, LF	3	0	0	0
Marshall, 1B	5	0	0	0	Page, DH	4	0	1	0
Maldonado, RF	3	1	2	0	Budaska, RF	3	0	1	0
Weiss, SS	3	1	2	1	Bell, 3B	4	0	0	0
Mitchell, CF	5	0	1	0	Nettles, CF	3	0	0	0
Caughey, 3B	3	0	0	1	Kearney, C	4	0	0	0
Crow, C	4	1	2	1	Gelfarb, 1B	4	0	2	0
<b>Totals</b>	<b>33</b>	<b>5</b>	<b>11</b>	<b>4</b>	<b>Totals</b>	<b>33</b>	<b>1</b>	<b>7</b>	<b>1</b>

### BATTING

**2B:** Maldonado 2, Sexton 2, Page, Cox

**SB:** Law, Crow

**SF:** Caughey

**S:** Weiss, Perconte

**LOB:** Albuquerque 11, Tacoma 8

### FIELDING

**E:** Caughey, Bell, Kearney

**DP:** Albuquerque 1, Tacoma 2

Albuquerque	IP	H	R	ER	BB	SO
Power (W, 1-0)	7.0	7	1	1	3	10
Shirley	2.0	0	0	0	0	2

Tacoma	IP	H	R	ER	BB	SO
Lysander (L, 0-1)	6.2	8	3	3	4	7
Minetto	1.1	2	1	0	1	2
Mustad	0.2	1	1	1	1	0
Abraham	0.1	0	0	0	0	1

**HBP:** Maldonado (by Lysander)

**WP:** Lysander

**T:** 3:09 **Att:** 2,022

## Albuquerque Dukes 8, Tacoma Tigers 4 Game Two - September 5, 1981

	1	2	3	4	5	6	7	8	9	R	H	E
Albuquerque	0	0	2	2	0	2	2	0	0	8	9	1
Tacoma	0	0	0	2	1	0	0	0	1	4	10	2

Albuquerque	AB	R	H	RB	Tacoma	AB	R	H	RB
Wilson, DH	4	1	1	2	Sexton, SS	5	1	2	1
Law, LF	3	0	0	0	Cox, 2B	4	0	1	0
Perconte, 2B	4	1	0	0	Bryant, LF	4	1	1	0
Marshall, 1B	4	1	2	1	Page, DH	4	0	1	1
Maldonado, RF	4	1	1	2	Budaska, RF	3	0	0	0
Weiss, SS	4	1	1	0	Bell, 3B	4	0	0	0
Fobbs, 3B	4	1	3	1	Nettles, CF	4	0	1	0
Caughey, 3B	5	1	1	0	Kearney, C	4	1	2	0
Mitchell, CF	5	1	1	0	Gelfarb, 1B	4	1	2	0
Crow, C	2	0	0	1					
<b>Totals</b>	<b>35</b>	<b>8</b>	<b>9</b>	<b>7</b>	<b>Totals</b>	<b>36</b>	<b>4</b>	<b>10</b>	<b>2</b>

### BATTING

**2B:** Fobbs 2, Mitchell, Kearney, Cox, Gelfarb, Sexton, Wilson, Marshall

**HR:** Maldonado

**SB:** Law, Wilson

**SF:** Crow

**LOB:** Albuquerque 9, Tacoma 7

### FIELDING

**E:** Lung, Pointer

**DP:** Eugene, 1

Tacoma	IP	H	R	ER	BB	SO
Colborn	4.0	3	3	2	2	2
Sherrod	2.0	0	0	0	0	1
LeMay (L, 0-1)	2.0	4	2	1	0	2

Eugene	IP	H	R	ER	BB	SO
James	7.2	8	4	4	2	6
Messery (W, 1-0)	1.1	0	0	0	1	0

**HBP:** By James (Pointer) **PB:** Bobb **WP:** James 3

**T:** 2:00 **Att:** 4,317



## THE 1981 TIGERS: TACOMA SWEEP BY ALBUQUERQUE'S BEST (CONTINUED)

### Albuquerque Dukes 9, Tacoma Tigers 2

Game Three - September 6, 1981

	1	2	3	4	5	6	7	8	9	R	H	E
Tacoma	0	0	0	0	0	0	2	0	0	2	3	2
Albuquerque	0	0	1	1	3	0	3	1	x	9	13	1

Tacoma	AB	R	H	RBI	Albuquerque	AB	R	H	RBI
Sexton, SS	4	0	1	0	Wilson, DH	4	1	2	0
Cox, 2B	3	1	0	0	Law, LF	5	1	3	3
Bryant, LF	4	0	0	0	Perconte, 2B	5	2	2	1
Page, DH	4	0	0	0	Marshall, 1B	4	1	1	0
Budaska, RF	4	1	2	2	Maldonado, RF	3	1	2	1
Bell, 3B	2	0	0	0	Weiss, SS	4	1	2	3
Nettles, CF	3	0	0	0	Mitchell, CF	3	0	0	1
Kearney, C	3	0	0	0	Caughy, 3B	4	0	0	0
Gelfarb, 1B	3	0	0	0	Crow, C	4	2	1	0
<b>Totals</b>	<b>30</b>	<b>2</b>	<b>3</b>	<b>2</b>	<b>Totals</b>	<b>36</b>	<b>9</b>	<b>13</b>	<b>9</b>

#### BATTING

**3B:** Maldonado 2

**HR:** Budaska, Weiss

**SB:** Cox, Perconte

**S:** Wilson

**LOB:** Tacoma 3, Albuquerque 7

#### FIELDING

**E:** Budaska, Gelfarb, Perconte

**DP:** Albuquerque 1, Tacoma 1

Tacoma	IP	H	R	ER	BB	SO
Thomas (L, 0-1)	4.1	7	5	4	2	2
Buice	2.0	4	3	3	1	3
Abraham	1.2	2	1	1	0	0

Albuquerque	IP	H	R	ER	BB	SO
Holton (W, 1-0)	9.0	3	2	2	2	5

**WP:** Thomas

**T:** 2:43      **Att:** 5,140

## THE 2001 RAINIERS: ATTACKS SCRAP SERIES AGAINST NEW ORLEANS

In 2001 the Seattle Mariners tied the major league record by winning 116 games, and the Triple-A Tacoma Rainiers followed in their footsteps, going 85-59 to win the Northern Division by 12.5 games over second-place Calgary.

Led by PCL Pitcher of the Year Denny Stark (14-2, 2.37), the Rainiers topped the league with a 3.74 team ERA. The offense - anchored by Juan Thomas, Ramon Vazquez, Chad Alexander and Todd Betts - finished fifth in the league in runs scored.

Tacoma played Southern Division champion Sacramento and won the series, 3-2, despite falling behind in the series, 2-1. The Rainiers won two straight road games to stun the RiverCats and advance to the championship series. Thomas, Alexander, and Jermaine Clark each homered while Brian Falkenberg tossed six shutout innings in Tacoma's 6-3 Game Five victory.

Tacoma flew to New Orleans to open the PCL Championship Series against the American Conference champions, with Stark set to pitch Game One of the series on the night of September 11. The game and the entire series were cancelled in the aftermath of the September 11 terrorist attacks in New York City and Washington D.C.

The PCL league office announced that Tacoma and New Orleans would be declared "Co-Champions" for 2001.

# THE 2005 RAINIERS: CRUZ, NASHVILLE TOO POWERFUL FOR TACOMA

After a tense pennant race and a tight division series, the 2005 Tacoma Rainiers fell apart in the PCL Championship Series and were swept by Nashville in three straight games.

Tacoma (80-64) clinched the Northern Division on the second-to-last day of the season, eliminating hard-charging Salt Lake. The Stingers won their final nine games of the season and finished just one game behind Tacoma.

The Rainiers opened the best-of-five division series at home against Sacramento, and lost the first two games. Moving to Raley Field, Tacoma won three straight games to advance to the finals.

Game Five of the Sacramento series was an epic battle. Tacoma starter Chris Buglovsky tossed 7.1 shutout innings, and Tacoma took a 2-0 lead into the bottom of the ninth inning when Sacramento's Jermaine Clark – a former Rainiers infielder – hit a two-out, two-strike, two-run homer off Tacoma closer Emiliano Fruto to tie the game. Tacoma scored three runs in the top of the 11th inning on a go-ahead RBI single by Ryan Christianson, and a two-out, two-run single by Asdrubal Cabrera. Sacramento loaded the bases in the bottom of the 11th, but Sean Green struck out Jack Cust to close out a 5-2 Rainiers win.

The Rainiers faced Nashville (75-69) in the PCL Championship Series, which opened at Greer Stadium on September 13. Nashville hit five home runs and won the opening game, 8-6. In Game Two, Tacoma made a season-high five errors and lost, 11-5.

The series moved to Cheney Stadium for Game Three, and the two teams played deep into the night. Finally, after four hours of play, a two-out error extended the top of the 13th inning and Nelson Cruz took advantage, launching a tape-measure three-run homer to give Nashville a 5-2 win, and a series sweep.

Cruz was named Most Valuable Player of the series, going 6-for-13 with three home runs and eight RBI.

## Nashville Sounds 8, Tacoma Rainiers 6 Game One - September 13, 2005

	1	2	3	4	5	6	7	8	9	R	H	E
Tacoma	2	0	0	0	2	1	0	1	0	6	15	0
Nashville	0	1	0	3	2	2	0	0	x	8	12	0

Tacoma	AB	R	H	RBI	BB	SO
Choo, S, LF	4	2	3	0	1	0
Leone, 3B	4	1	1	2	0	1
Nunez, RF	4	0	2	1	0	0
Gonzalez, DH	5	1	2	1	0	2
Garcia-parra, PR-DH	0	0	0	0	0	0
Rifkin, 1B	5	0	3	0	0	0
Brown, 2B	4	1	0	0	1	1
Bohn, T, CF	4	1	2	1	0	0
Rivera, C	4	0	1	0	0	1
Cabrera, A, SS	4	0	1	1	0	1
<b>Totals</b>	<b>38</b>	<b>6</b>	<b>15</b>	<b>6</b>	<b>2</b>	<b>6</b>

1-Ran for Gonzalez in the 9th

### BATTING

**2B:** Choo, S (1, Hendrickson)  
**HR:** Gonzalez (1, 1st inning off Hendrickson, 0 on, 2 out), Leone (1, 5th inning off Hendrickson, 1 on, 0 out), Bohn, T (1, 6th inning off Evert, 0 on, 0 out)  
**TB:** Choo, S 4; Leone 4; Nunez 2; Gonzalez 5; Rifkin 3; Bohn, T 5; Rivera; Cabrera, A  
**RBI:** Nunez (1), Gonzalez (1), Leone 2 (2), Bohn, T (1), Cabrera, A (1)  
**2-out RBI:** Gonzalez; Cabrera, A  
**Runners left in scoring position, 2 out:** Leone 2; Brown 2  
**S:** Leone **SF:** Nunez **GIDP:** Gonzalez  
**Team LOB:** 9

### BASERUNNING

**SB:** Bohn, T (1, 2nd base off Hendrickson/Rivera), Nunez (1, 2nd base off Hendrickson/Rivera)

Tacoma	IP	H	R	ER	BB	SO	HR
Livingston, B (L, 0-1)	5.0	8	6	6	0	5	5
Baek	3.0	4	2	2	0	2	0
<b>Totals</b>	<b>8.0</b>	<b>12</b>	<b>8</b>	<b>8</b>	<b>0</b>	<b>7</b>	<b>5</b>

Nashville	AB	R	H	RBI	BB	SO
Durrington, 1B	4	0	1	1	0	1
Krynzel, CF	4	0	0	0	0	1
Rottino, V, 3B	4	1	2	0	0	1
Zuniga, DH	4	2	2	3	0	0
Cruz, N, RF	4	2	2	2	0	0
Rivera, C	4	1	1	1	0	1
Knox, LF	4	0	0	0	0	2
Barnwell, 2B	4	1	2	0	0	0
Scarborough, SS	4	1	2	1	0	1
<b>Totals</b>	<b>36</b>	<b>8</b>	<b>12</b>	<b>8</b>	<b>0</b>	<b>7</b>

### BATTING

**2B:** Scarborough (1, Baek)  
**HR:** Cruz, N 2 (2, 2nd inning off Livingston, B, 0 on, 1 out; 4th inning off Livingston, B, 0 on, 0 out), Zuniga 2 (2, 4th inning off Livingston, B, 0 on, 0 out; 5th inning off Livingston, B, 1 on, 2 out), Rivera (1, 4th inning off Livingston, B, 0 on, 0 out)  
**TB:** Durrington; Rottino, V 2; Zuniga 8; Cruz, N 8; Rivera 4; Barnwell 2; Scarborough 3  
**RBI:** Cruz, N 2 (2), Zuniga 3 (3), Rivera (1), Scarborough (1), Durrington (1)  
**2-out RBI:** Zuniga 2; Scarborough; Durrington  
**Runners left in scoring position, 2 out:** Rottino, V; Krynzel  
**Team LOB:** 4

### BASERUNNING

**SB:** Durrington (1, 2nd base off Baek/Rivera)

### FIELDING

**DP:** (Scarborough-Barnwell-Durrington)

Nashville	IP	H	R	ER	BB	SO	HR
Hendrickson (W, 1-0)	5.0	9	4	4	1	4	2
Evert	2.0	3	1	1	0	2	1
Zumwalt	0.2	1	1	1	1	0	0
Stetter	0.1	0	0	0	0	0	0
Adams (S, 1)	1.0	2	0	0	0	0	0
<b>Totals</b>	<b>9.0</b>	<b>15</b>	<b>6</b>	<b>6</b>	<b>2</b>	<b>6</b>	<b>3</b>

**Ground outs-fly outs:** Livingston, B 4-6, Baek 0-7, Hendrickson 7-4, Evert 0-3, Zumwalt 2-0, Stetter 0-1, Adams 1-2  
**Batters faced:** Livingston, B 23, Baek 13, Hendrickson 24, Evert 8, Zumwalt 4, Stetter 1, Adams 5

**Inherited runners-scored:** Stetter 1-0

**Umpires:** HP: Dave Aschwege 1B: Jack Samuels. 2B: Kevin Kelley. 3B: Ramon Armendariz

**Weather:** 81 degrees, clear **Wind:** 7 mph, R to L **T:** 2:48 **Att:** 4,091



# THE 2010 RAINIERS: TACOMA SLUGGERS SWEEP MEMPHIS

In 2010, Tacoma won the PCL Championship on the field for the first time since 1969 – and had to do it all on the road. With Cheney Stadium unavailable due to renovation immediately following the conclusion of the regular season, the Rainiers were displaced for the playoffs.

After winning the Northern Division by 1.5 games over second-place Salt Lake, Tacoma (74-69) faced Sacramento in the best-of-five opening round. The Rainiers won the first two games at Sacramento's Raley Field, and then returned "home" – to Safeco Field in Seattle, as the Mariners were on a road trip and graciously allowed the Rainiers to use the ballpark.

The Rainiers needed a couple of days to get used to their new home – Sacramento won games three and four, forcing a deciding Game Five. Tacoma picked up the 4-1 win behind the outstanding pitching of Ryan Feierabend, who lasted eight innings and gave up just two hits for the win.

Tacoma advanced to the PCL Championship to face the Memphis Redbirds, but the Rainiers had a new problem: with the Mariners opening a homestand at Safeco Field, Tacoma could not play any games in the Pacific Northwest. The entire series was to be played at Autozone Park in Memphis, with Tacoma to act as the home team in the first two games.

The Rainiers blasted their way to a sweep of the Redbirds. Justin Smoak and Mike Wilson homered to back Blake Beavan in Game One, which Tacoma won 5-3. The Rainiers hit five home runs on the way to an 11-7 win in Game Two.

After the scheduled but now superfluous "travel day," the teams met for Game Three with Memphis now batting last. The result was the same: Tacoma hit four more home runs and secured a 10-6 victory in 11 innings, with Matt Mangini singling home the go-ahead run. Andy Baldwin, who tossed four shutout innings in the series, picked up the win.

Mike Wilson was named MVP of the series, homering in each of the three games while going 6-for-13 with seven RBI. All told, Tacoma launched 11 home runs in the three-game sweep,

The PCL Champions had one game left: the Triple-A National Championship Game, against the International League champion Columbus Clippers, played at Bricktown Ballpark in Oklahoma City. In front of a national television audience, Columbus jumped out to an early lead and never stopped hitting, collecting 19 hits in a 12-6 victory. Tacoma's lone highlight was David Winfree's two-run homer that briefly tied the game in the third inning, 3-3.

## Tacoma Rainiers 5, Memphis Redbirds 3 Game One - September 14, 2010 - played at Autozone Park (Memphis, TN)

	1	2	3	4	5	6	7	8	9	R	H	E
Memphis	0	1	0	2	0	0	0	0	0	3	9	0
Tacoma	0	2	0	1	2	0	0	0	x	5	9	1

Memphis	AB	R	H	RBI	BB	SO
Rapoport, CF	5	0	1	0	0	0
Descalzo, 2B	4	0	1	0	0	2
Craig, A, LF	3	0	0	0	1	2
Hamilton, 1B	4	0	2	0	0	2
Mather, RF	4	0	0	0	0	2
Cazana, DH	4	1	1	0	0	1
Gotay, 3B	4	1	1	0	0	1
Cruz, T, C	4	1	1	0	0	1
Solano, D, SS	4	0	2	2	0	1
<b>Totals</b>	<b>36</b>	<b>3</b>	<b>9</b>	<b>2</b>	<b>1</b>	<b>12</b>

### BATTING

**2B:** Cazana (2, Beavan), Gotay (4, Beavan), Rapoport (1, Baldwin)  
**TB:** Rapoport 2; Descalzo; Hamilton 2; Cazana 2; Gotay 2; Cruz, T; Solano, D 2  
**RBI:** Solano, D 2 (5) **2-out RBI:** Solano, D  
**Runners left in scoring position, 2 out:** Mather; Hamilton  
**Team RISP:** 3-for-9 **Team LOB:** 7

### FIELDING

**DP:** (Descalzo-Solano, D-Hamilton)

Memphis	IP	H	R	ER	BB	SO	HR
MacLane (L, 0-1)	4.1	8	5	5	1	4	2
Fick	1.2	1	0	0	1	1	0
Scherer	1.1	0	0	0	0	3	0
Rundles	0.2	0	0	0	0	1	0
<b>Totals</b>	<b>8.0</b>	<b>9</b>	<b>5</b>	<b>5</b>	<b>2</b>	<b>9</b>	<b>2</b>

Tacoma	AB	R	H	RBI	BB	SO
Ackley, 2B	4	0	0	0	0	0
Halman, CF	4	1	3	0	0	0
Mangini, 3B	4	1	1	0	0	2
Winfree, RF	3	1	1	0	1	1
Smoak, 1B	4	1	2	3	0	1
Wilson, M, LF	3	1	2	2	0	1
Carp, DH	3	0	0	0	1	1
Hulett, SS	4	0	0	0	0	2
Alfonzo, C	2	0	0	0	0	1
<b>Totals</b>	<b>31</b>	<b>5</b>	<b>9</b>	<b>5</b>	<b>2</b>	<b>9</b>

### BATTING

**HR:** Smoak (1, 2nd inning off MacLane, 1 on, 0 out), Wilson, M (1, 4th inning off MacLane, 0 on, 0 out)  
**TB:** Halman 3; Mangini; Winfree; Smoak 5; Wilson, M 5  
**RBI:** Smoak 3 (3), Wilson, M 2 (2)  
**Runners left in scoring position, 2 out:** Ackley; Hulett 2  
**SF:** Wilson, M **GIDP:** Mangini  
**Team RISP:** 1-for-3 **Team LOB:** 6

### FIELDING

**E:** Winfree (1, throw)

Tacoma	IP	H	R	ER	BB	SO	HR
Beavan (W, 1-0)	6.0	8	3	2	1	6	0
Baldwin	2.0	1	0	0	0	5	0
Cortes (S, 1)	1.0	0	0	0	0	1	0
<b>Totals</b>	<b>9</b>	<b>9</b>	<b>3</b>	<b>2</b>	<b>1</b>	<b>12</b>	<b>0</b>

**HBP:** Alfonzo (by MacLane)

**Pitches-strikes:** MacLane 84-56, Fick 28-17, Scherer 19-14, Rundles 7-5, Beavan 100-69, Baldwin 29-21, Cortes 12-8

**Groundouts-flyouts:** MacLane 4-4, Fick 0-4, Scherer 0-1, Rundles 1-0, Beavan 4-7, Baldwin 0-1, Cortes 1-1

**Batters faced:** MacLane 22, Fick 7, Scherer 4, Rundles 2, Beavan 27, Baldwin 7, Cortes 3

**Inherited runners-scored:** Fick 3-2

**Umpires:** HP: Casey Moser 1B: Will Robinson 2B: John Brammer 3B: Barry Larson

**Weather:** 86 degrees, cloudy Wind: 4 mph, L to R T: 2:45 Att: 4,041



# ALL-TIME ROSTER (1960-2018)

FRONT OFFICE

CHENEY STADIUM

COACHES/STAFF

2019 RAINIERS

2018 SEASON REVIEW

OPPONENTS

HISTORY & RECORDS

MEDIA & MISC.

## A

Aardsma, David – 2011  
 Abbott, Jeff – 2003  
 Abbott, Kurt – 1992-93  
 Abbott, Paul – 1997-99, 2001-02  
 Abraham, Brian – 1981  
 Ackley, Dustin – 2010-11, 2013  
 Acre, Mark – 1994  
 Adams, Mike – 1972, 1974  
 Adamson, Joel – 1999  
 Afenir, Troy – 1990-91  
 Agudelo, Jorge – 2011  
 Ahearne, Pat – 2000  
 Akerfelds, Darrel – 1986-87  
 Akers, Chad – 1999-2001  
 Albuquerque, Al – 2016  
 Albury, Vic – 1972-73, 1979  
 Alcalá, Juan – 1999-2000  
 Alcantara, Jose – 1978  
 Aldrete, Mike – 1993  
 Alexander, Chad – 2000-01  
 Alexander, Manny – 2001  
 Alfonso, Eliezer – 2010  
 Allietta, Bob – 1979-80  
 Allison, Dana – 1990-94  
 Almonte, Abraham – 2013-14  
 Almonte, Denny – 2013  
 Alomar, Rafael – 1961-62  
 Alou, Jesus – 1963  
 Alou, Matty – 1960, 1963  
 Alston, Del – 1978-1980  
 Altavilla, Dan – 2017-18  
 Altman, George – 1967  
 Alusik, George – 1965  
 Alvarado, Damien – 2000  
 Alvarez, Dario – 2018  
 Alvarez, Ossie – 1960  
 Amalfitano, Joe – 1963, 1966  
 Amerson, Archie – 1977  
 Andersen, Larry – 1979  
 Anderson, Craig – 2003-04  
 Anderson, Dick – 1978  
 Anderson, Matt – 2015  
 Anderson, Ryan – 2000  
 Andino, Robert – 2013  
 Andreoli, John – 2018  
 Aoki, Nori – 2016  
 Apana, Matt – 1995  
 Aplin, Andrew – 2017-18  
 Appler, Kevin – 2006  
 Arcia, Jose – 1972  
 Arias, Jonathan – 2013-14  
 Arias, Oliver – 2005  
 Ariola, Tony – 1990  
 Armas, Marcos – 1993-94  
 Armstrong, Jim – 1969  
 Armstrong, Shawn – 2018  
 Arndt, Larry – 1989-90  
 Arnold, Ron – 1984  
 Arnsberg, Brad – 1993  
 Aro, Jonathan – 2016-17  
 Arroyo, Fernando – 1986  
 Arroyo, Jack – 2006  
 Aruda, Tom – 1962, 1964  
 Arthur, Al – 1977  
 Ascanio, Rayder – 2017  
 Ash, Brett – 2017  
 Asher, David – 2007  
 Ashman, Michael – 1985  
 Atchison, Scott – 2000, 2002-06  
 Atherton, Keith – 1982-83  
 Ausman, Paul – 1976  
 Auty, Tim – 2005  
 Avery, Xavier – 2013-14  
 Ayala, Bobby – 1996

## B

Babitt, Shooty – 1982  
 Baek, Cha-Seung – 2004-2007  
 Baez, Flemming – 2008-09  
 Bair, Doug – 1986  
 Baker, John – 2015  
 Baker, Steve – 1982-83  
 Baldwin, Andy – 2008-2010  
 Balentien, Wladimir – 2007-08  
 Bando, Chris – 1989  
 Bane, Eddie – 1974-77  
 Bannister, Nathan – 2017-18  
 Bantz, Brandon – 2012-13  
 Barber, Steve – 1970  
 Barber, Terry – 1964  
 Barclay, Curt – 1960  
 Bard, Josh – 2010-11  
 Barkett, Andy – 2003  
 Barnes, Dick – 1972  
 Baron, Steven – 2015-17  
 Barron, Tony – 1995  
 Barthol, Blake – 2001-02  
 Barton, Bob – 1963-64, 1967  
 Barzilla, Phillip – 2008  
 Bass, Randy – 1975-77  
 Bathe, Bill – 1983-86  
 Bathe, Bob – 1984-85  
 Batista, Tony – 1993  
 Bauer, Mark – 1985  
 Baumgarten, Ross – 1983  
 Bautista, Denny – 2011  
 Bawcom, Logan – 2013-15  
 Baxes, Mike – 1961  
 Baxter, Mike – 2016  
 Beach, Randy – 1975  
 Beane, Billy – 1989  
 Beard, Dave – 1981-82  
 Beard, Garrett – 1993  
 Beattie, Jim – 1978  
 Beavan, Blake – 2010-14  
 Beckham, Gordon – 2017-18  
 Bedard, Erik – 2010  
 Beimel, Joe – 2015  
 Belcher, Tim – 1987  
 Bell, Kevin – 1981-82  
 Beltran, Juan – 2006  
 Beltran, Rigo – 2018  
 Bemis, Gregg – 1975-77  
 Bengoechea, Brandy – 1994  
 Benitez, Deybis – 2008  
 Bennett, Dennis – 1968  
 Bennett, Jim – 1983-84  
 Benson, Charles – 1967  
 Berblinger, Jeff – 1998  
 Berenguer, Juan – 1979  
 Bergman, Christian – 2017-18  
 Bertotti, Mike – 1999  
 Berumen, Andres – 1997-98  
 Berthel, Ron – 1984  
 Betsch, John – 1984  
 Betts, Todd – 2001  
 Betzold, James – 2001  
 Bevel, Bobby – 2002  
 Bibens-Dirkx, Austin – 2006  
 Billingsley, Ben – 2009  
 Birtsas, Tim – 1985-87  
 Bishop, Bob – 1964-65  
 Bitker, Joe – 1989-90  
 Bittiger, Jeff – 1992  
 Blackley, Travis – 2004, 2006  
 Bladt, Rick – 1969  
 Blakeley, Eric – 2005  
 Blanco, Damaso – 1965  
 Blanco, Ossie – 1971

Blankenship, Lance – 1988-92  
 Blash, Jabari – 2014-15  
 Blasi, Nick – 2008  
 Bloomquist, Willie – 2000, 2002, 2004  
 Blowers, Mike – 1999  
 Bobb, Randy – 1969  
 Bocacchia, Hiram – 2004  
 Boccabella, John – 1967-68  
 Bohn, TJ – 2005-06  
 Boles, Carl – 1963-64  
 Bolin, Bob – 1960  
 Bonderman, Jeremy – 2013  
 Bonham, Bill – 1971  
 Bonilla, Denys – 1998  
 Bonilla, Juan – 1980  
 Bonilla, Leury – 2011-15  
 Bonnici, James – 1996-97  
 Borchers, Rick – 1979-80  
 Borders, Pat – 2001-2004  
 Bordi, Rich – 1981, 1988-89  
 Bordick, Mike – 1989-91  
 Borgmann, Glenn – 1972-73  
 Borrelli, Phillip – 1993-94  
 Bosetti, Rick – 1982  
 Bosio, Chris – 1996  
 Bostock, Lyman – 1974-75  
 Boucher, Sebastian – 2007  
 Bourque, Pat – 1971  
 Bowie, Jim – 1994  
 Bowman, Ernie – 1960-61  
 Bradford, Chasen – 2018  
 Bradford, Sam – 2005  
 Bradley, Bert – 1982-84  
 Brady, Patrick – 2014-15  
 Bragg, Darren – 1995-96  
 Brandt, Adam – 2005  
 Brant, Marshall – 1983  
 Brantly, Rob – 2016  
 Bray, Steve – 2010  
 Breeding, Marv – 1967-68  
 Breedon, Danny – 1971  
 Breedon, Hal – 1971  
 Brennan, Tom – 1979-80  
 Brentz, Jake – 2016  
 Bright, Harry – 1966  
 Brilinski, Tyler – 1988-89  
 Briscoe, John – 1991-93  
 Brito, Jorge – 1989, 1991-92  
 Brito, Tilson – 1998  
 Brock, Russell – 1994  
 Brock, Tarrick – 1998  
 Broersma, Eric – 1986-87  
 Broglio, Ernie – 1966  
 Brooks, Mike – 1972-73  
 Brosius, Scott – 1990-93  
 Brosnan, Jason – 1996  
 Brown, Bobby – 1978  
 Brown, Curtis – 1987  
 Brown, Darrell – 1982  
 Brown, Hunter – 2005-06  
 Brown, Jeff – 1968  
 Brown, Ollie – 1965  
 Brown, Randy – 1999  
 Brown, Tom – 1979  
 Browne, Byron – 1968  
 Browne, Jerry – 1992-93  
 Brumley, Mike – 1994  
 Brundage, Dave – 1998  
 Bryant, Derek – 1981  
 Bryant, Don – 1966  
 Bryant, Scott – 1996  
 Bucccheri, James – 1992-94  
 Bucci, Mike – 1980  
 Budaska, Mark – 1981

## ALL-TIME ROSTER (1960-2018)

Buglovsky, Chris – 2005  
 Buhner, Jay – 1998, 2001  
 Buhner, Shawn – 1999  
 Buice, DeWayne – 1981-83  
 Bullinger, Jim – 1998  
 Bumstead, Michael – 2005  
 Bunch, Melvin – 1999  
 Burbach, Bill – 1972  
 Burda, Bob – 1965  
 Burdette, Fred – 1966  
 Burgoon, Tyler – 2013  
 Burk, Dean – 1970-71  
 Burke, Chris – 2009  
 Burke, Jamie – 2009  
 Burns, Todd – 1986-88, 1991  
 Burroughs, Sean – 2007  
 Butcher, Mike – 1996  
 Butera, Sal – 1975, 1977  
 Butler, Bill – 1974, 1976-77  
 Butler, John – 2002  
 Butler, Rich – 2000  
 Byerly, Bud – 1960-61

### C

Cabrera, Antonio – 1985  
 Cabrera, Asdrubal – 2005-06  
 Cadaret, Greg – 1987  
 Cage, Wayne – 1979-80  
 Callahan, Benjamin – 1983  
 Calmus, Dick – 1967-68  
 Campbell, Bill – 1973  
 Campbell, Kevin – 1991-93, 1995  
 Campbell, Ron – 1966-68  
 Campillo, Jorge – 2005, 2007  
 Cano, Robinson – 2018  
 Canseco, Jose – 1985  
 Capps, Carter – 2012-13  
 Capriata, Alexander – 2017  
 Cardenal, Jose – 1962, 1964  
 Carlson, Don – 1962  
 Carmel, Duke – 1965  
 Carmona, Rafael – 1995-97, 1999-00  
 Carp, Mike – 2009-2012  
 Carrara, Giovanni – 2003  
 Carraway, Andrew – 2012-14  
 Carrera, Ezequiel – 2010  
 Carroll, Mark – 1999  
 Carter, Ezell – 1972  
 Carter, Jeff – 1992  
 Casey, Tim – 1990  
 Castellanos, Chris – 2017  
 Castillo, Ruben – 2003  
 Castro, Bill – 1982  
 Castro, Fabio – 2011  
 Castro, Ismael – 2006  
 Castro, Jose – 1997  
 Cate, Troy – 2003  
 Catricala, Vinnie – 2012  
 Caudill, Bill – 1987  
 Caughel, Lindsey – 2018  
 Caughey, Wayne – 1977  
 Ceci, Sam – 1974  
 Cedenro, Domingo – 1999  
 Cerda, Jaime – 2007  
 Champion, Mike – 1979-80  
 Chapman, Nate – 1978  
 Charlton, Norm – 2001  
 Chavez, Endy – 2013-14  
 Chavez, Raul – 1998-99  
 Chen, Yung-Chi – 2007-08  
 Chiamparino, Scott – 1990  
 Chiang, Chih-Hsien – 2012  
 Chick, Travis – 2007-08  
 Chiles, Rich – 1979

Chitren, Steve – 1990, 1992-93  
 Cho, Hyung – 2005  
 Choate, Don – 1960  
 Choi, Ji-Ma – 2013-15  
 Choo, Shin-Soo – 2005-06  
 Chris, Michael – 1985  
 Christensen, Jim – 1983  
 Christian, Eddie – 1997  
 Christianson, Ryan – 2004-05  
 Christman, Tim – 2004  
 Church, Len – 1967-71  
 Cintron, Alex – 2009  
 Cirillo, Jeff – 2003  
 Cishek, Steve – 2017  
 Citarella, Ralph – 1986  
 Clark, Bryan – 1988-89  
 Clark, Jermaine – 2001-02  
 Clark, Robert – 1987  
 Clayton, Larry – 1968  
 Clement, Jeff – 2006-2009  
 Cloude, Ken – 1998-2000, 2002-03  
 Cloyd, Tyler – 2017  
 Coachman, Pete – 1991  
 Cochran-Gill, Trey – 2015  
 Codiroli, Chris – 1982, 1984, 1987  
 Coffey, Todd – 2014  
 Coggins, Frank – 1971  
 Colborn, Jim – 1969, 1971  
 Colbrunn, Greg – 2003  
 Coleman, Casey – 2016  
 Coleman, Trevor – 2011  
 Collins, Don – 1980  
 Collins, Mike – 2004  
 Collis, Rocky – 2006  
 Colton, Larry – 1970  
 Comstock, Keith – 1982  
 Connors, Bill – 1966-67  
 Connors, Greg – 2002-03  
 Conroy, Tim – 1985  
 Constable, Jim – 1963-64  
 Converse, Jim – 1995  
 Cook, Ryan – 2018  
 Corbell, Charles – 1988  
 Corcoran, Roy – 2008-09  
 Cordero, Chad – 2010  
 Correia, Ron – 1991  
 Corsi, Jim – 1988-90, 1992  
 Cortes, Dan – 2010-11  
 Cortez, Renee – 2006-07  
 Cosman, Jim – 1970-71  
 Cotter, Aaron – 2007  
 Cowan, Billy – 1966  
 Cox, Bobby – 1966  
 Cox, Jeff – 1981  
 Cox, Larry – 1976  
 Crabbe, Callix – 2009  
 Cradle, Rickey – 1998  
 Crow, Dean – 1997  
 Cruceta, Francisco – 2005-06  
 Cruz Jr., Jose – 1996-97  
 Cruz, Fausto – 1993-94  
 Cruz, Tommy – 1978  
 Cuellar, Bobby – 1979-80  
 Cummings, John – 1995  
 Curnal, Jim – 1978  
 Cutler, Brad – 1975  
 Cyr, Eric – 2008

### D

D'Acquisto, John – 1982  
 Darwin, Jeff – 1995  
 Dattola, Kevin – 1993  
 Davey, Tom – 2000  
 Daviault, Ray – 1961

Davidson, Tom – 1969  
 Davis, Ben – 2004  
 Davis, Brock – 1970-71  
 Davis, Don – 1966-67  
 Davis, Jackie – 1963  
 Davis, Jason – 2007  
 Davis, Mike – 1981-82  
 Davis, Tim – 1995-97  
 Davison, Scotty – 1995-96  
 Dawkins, Gookie – 2007  
 Dawley, Bill – 1989  
 De Jong, Chase – 2017  
 De La Cruz, Jose – 2007  
 De La Rosa, Maximo – 1998-99  
 De Los Santos, Ramon – 1984  
 Decker, Joe – 1968-69, 1971  
 Decker, Steve – 1997  
 Dees, Charlie – 1960  
 De Filippis, Art – 1977  
 DeFratus, Justin – 2016  
 Delabar, Steve – 2011-12  
 Delaplaine, Sam – 2017  
 Delcarmen, Manny – 2011  
 DeLeon, Luis – 1980  
 Delgado, Danny – 1999  
 Delgado, Jesus – 2009  
 Delgado, Oscar – 2002  
 Delucchi, Dustin – 2005  
 Dempsey, Pat – 1981  
 Dempsey, Rick – 1972  
 Denker, Travis – 2010  
 Derrick, Mike – 1972  
 Detwiler, Ross – 2018  
 Diaz, Alex – 1995-96  
 Diaz, Bo – 1979  
 Diaz, Eddy – 1995-96  
 Diaz, Victor – 2008  
 Dickey, RA – 2008  
 Dietrick, Pat – 1986, 1989-90  
 Dietz, Dick – 1964-65  
 Distaso, Alec – 1968, 1970  
 Dobbs, Greg – 2004-06  
 Dominguez, Jeffrey – 2005, 2010  
 Done, Juan – 2007  
 Dorman, Rich – 2005-06, 2008  
 Dorsett, Brian – 1986-87  
 Dowling, Dave – 1966, 1968  
 Downs, Brodie – 2007, 2009  
 Doyle, Brian – 1978, 2001  
 Dozier, Tom – 1985-87  
 Drake, Ron – 1971  
 Dressendorfer, Kirk – 1991  
 Drinkwater, Sean – 1996  
 Drumright, Keith – 1981-82  
 Ducey, Rob – 1997  
 Dudek, John – 1970  
 Duffalo, Jim – 1960-61  
 Dugger, Robert – 2016  
 Duncan, Taylor – 1979  
 Dunegan, Jim – 1969-71  
 Dunigan, Joe – 2013  
 Durango, Ariel – 1999  
 Dybzinski, Jerry – 1979  
 Dye, Scott – 1983  
 Dye, Steve – 1988

### E

Earley, Arnold – 1966-67  
 Edwards, Dave – 1977  
 Eichelberger, Tony – 1964  
 Ella, Lee – 1967-69  
 Elias, Roenis – 2014-15, 2018  
 Ellis, Jim – 1967-68  
 Ellis, Rob – 1979  
 Ellison, Josh – 2004

FRONT  
OFFICE

CHENEY  
STADIUM

COACHES/STAFF

2019  
RAINERS

2018 SEASON  
REVIEW

OPPONENTS

HISTORY &  
RECORDS

MEDIA &  
MISC.

# ALL-TIME ROSTER (1960-2018)

Embry, Byron – 2007  
 Engel, Arlo – 1964  
 Eppard, Jim – 1986  
 Epperly, Tom – 1975-76  
 Erickson, Andrew – 1964  
 Eskew, Dan – 1991  
 Espinoza, Alvaro – 1997  
 Esquibel, Andres – 2009  
 Estelle, Dick – 1964-65  
 Estrada, Chuck – 1966  
 Evans, Bryan – 2017  
 Evans, Johnny – 1982  
 Everidge, Tommy – 2010  
 Evert, Brett – 2004-05  
 Ewing, Ray – 1972  
 Extrano, Jetsy – 2011  
 Ezell, Glenn – 1972-73

## E

Fairey, Jim – 1974  
 Falcon, Vince – 2004  
 Falkenborg, Brian – 2001-2003  
 Fanzone, Carmen – 1971  
 Farley, Bob – 1960-61  
 Farmer, Ed – 1983-84  
 Farquhar, Danny – 2012-13, 2015  
 Fast, Darcy – 1967-70  
 Faul, Bill – 1966-67  
 Feierabend, Ryan – 2007-08, 2010  
 Feiner, Corey – 2008  
 Felix, Lauro – 1994  
 Felske, John – 1966, 1968  
 Fermin, Felix – 1995  
 Fernandez, Anthony – 2014  
 Fernandez, Chico – 1967-68  
 Fernandez, Jair – 2006  
 Fernandez, Osvaldo – 1996  
 Fernandez, Rafael – 2015  
 Ferraro, Mike – 1973  
 Ferrer, Sergio – 1974-75  
 Fick, Chuck – 1983  
 Fields, Bruce – 1990  
 Fields, Josh – 2011  
 Fien, Casey – 2017  
 Fife, Danny – 1973-74  
 Figueroa, Ed – 1981-82  
 Figueroa, Eduardo – 2000  
 Figueroa, Luis – 2001, 2003  
 Filia, Eric – 2016  
 Fiorenza, Andrew – 2007  
 Fisher, Eddie – 1960-61  
 Fister, Doug – 2009-10  
 Fitzer, Lyn – 1970  
 Fitzgerald, Brian – 2001-2002  
 Flannery, Mike – 2005-06  
 Flavin, John – 1966  
 Fleetham, Ben – 1999  
 Flener, Huck – 1999  
 Fletcher, Tom – 1967  
 Flores, Jose – 1999-2000  
 Flores, Ramon – 2015  
 Foppert, Jesse – 2005-06  
 Ford, Darren – 2012  
 Ford, Dave – 1983-84  
 Fowler, Don – 1981-82  
 Fox, Eric – 1990-94  
 Fox, Matt – 2012  
 Frank, Trevor – 2018  
 Franklin, Nick – 2012-14  
 Franklin, Ryan – 1997-2001  
 Freeman, Corey – 2001  
 Freeman, Mike – 2016-17  
 Freese, Gene – 1968  
 Freitas, David – 2018  
 French, Luke – 2010-11

Friedman, Jason – 1996  
 Frieri, Ernesto – 2017  
 Frulio, Tony – 1961  
 Fruto, Emiliano – 2003, 2005-06  
 Fry, Paul – 2016-17  
 Fuentes, Brian – 2001  
 Fuentes, Tito – 1964-65  
 Fulmer, TA – 2004  
 Funk, Frank – 1965  
 Furbush, Charlie – 2012, 2016

## G

Gajkowski, Steve – 1997-98  
 Gallagher, Al – 1965, 1967  
 Gallego, Mike – 1982-84, 1986-87  
 Gamel, Ben – 2017-18  
 Gandolfo, Rob – 2002-03  
 Garcia, Apolinar – 1988, 1991  
 Garcia, Damaso – 1978  
 Garcia, Freddy – 1998, 2000  
 Garciaparra, Michael – 2005-06  
 Garibaldi, Bob – 1963-65  
 Garman, Mike – 1979  
 Garrett, Adrian – 1971  
 Garrett, Lynn – 1983  
 Garrett, Shawn – 2008  
 Garrido, Gil – 1961-65  
 Garrison, Marv – 1980  
 Garrison, Steve – 2012  
 Garrison, Webster – 1991-93  
 Garton, Ryan – 2017-18  
 Garvin, Jerry – 1976  
 Gary, Alex – 2006  
 Gates, Brent – 1993, 1997  
 Gatewood, Aubrey – 1968  
 Gatlin, Mike – 1975  
 Gaviglio, Sam – 2015-17  
 Gebhard, Bob – 1973  
 Gelfarb, Steve – 1981  
 Gelnar, John – 1972  
 Gerez, Francisco – 2004  
 Germano, Justin – 2015  
 Gernert, Dick – 1962  
 Giambi, Jason – 1994  
 Giddings, Wayne – 1985  
 Gideon, Jim – 1976-77  
 Gigon, Norm – 1966-67  
 Gile, Don – 1963  
 Gill, Ken – 1972-73  
 Gillespie, Cole – 2014  
 Gillheaney, James – 2013-15  
 Gillies, Darin – 2018  
 Gimenez, Chris – 2011  
 Gipson, Charles – 1997-2000  
 Glaser, Gordy – 1980  
 Glenn, John – 1963  
 Glinatsis, George – 1995  
 Goeddel, Erik – 2018  
 Goetz, John – 1961-63  
 Goltz, Dave – 1972, 1974  
 Gomez, Fabio – 1993  
 Gomez, Jeanmar – 2017  
 Gomez, Luis – 1974, 1976-77  
 Gonzales, Marco – 2017  
 Gonzalez, Wiki – 2004-05  
 Goodwin, Danny – 1982-85  
 Goossen, Greg – 1971  
 Gorgas, Marvin – 2016  
 Gorinski, Bob – 1975-76  
 Gorman, Tom – 1988  
 Gosewisch, Tuffy – 2017  
 Goudeau, Ashton – 2018  
 Gould, Clint – 1995-96  
 Grabowski, Jason – 2001  
 Graff, Milt – 1961-62

Graham, Dan – 1977  
 Grandas, Bob – 1981-82  
 Gray, Gary – 1980  
 Graybill, David – 1995  
 Grubeck, Austin – 2017  
 Green, Nick – 2007  
 Green, Otis – 1995  
 Green, Sean – 2005-2007  
 Gregg, Kevin – 2015  
 Griffey Jr., Ken – 1995  
 Griffey, Craig – 1997  
 Grimm, Justin – 2018  
 Gross, Wayne – 1986  
 Grube, Jarrett – 2010-12, 2016  
 Grunhard, Dan – 1992  
 Gryboski, Kevin – 2000-2001  
 Gutterman, Lee – 1995-96  
 Guevara, Giomar – 1997, 1999  
 Guaipe, Mayckol – 2015-16  
 Guillen, Carlos – 1998, 2000, 2003  
 Guinn, Brian – 1986  
 Gura, Larry – 1969-71  
 Guth, Bucky – 1972-73  
 Gutierrez, Franklin – 2011-13, 2015  
 Guzman, Elpidio – 2004  
 Guzman, Freddy – 2009  
 Guzman, Johnny – 1991-93  
 Guzman, Jose – 1996  
 Guzman, Juan – 2006

## H

Haeger, Charlie – 2011  
 Hagadone, Nick – 2017  
 Hague, Matt – 2018  
 Hain, Bill – 1961-63  
 Hairston, John – 1969-70  
 Halama, John – 2001-02  
 Hall, David – 2005  
 Hall, Josh – 2009  
 Hall, Tom – 1977  
 Haller, Tom – 1960-61  
 Halman, Greg – 2010-11  
 Hamilton, Dave – 1981  
 Hamulack, Tim – 2003  
 Hancock, Garry – 1984  
 Hands, Bill – 1963-65  
 Haney, Todd – 1997  
 Haniger, Mitch – 2017  
 Hanna, Preston – 1983  
 Hannahan, Jack – 2010  
 Hansen, Dave – 2005  
 Hansen, Terrel – 1995  
 Harikkala, Tim – 1995-98  
 Harikon, Robert – 2007  
 Harper, Brian – 1987, 2000  
 Harper, Ryne – 2017  
 Harris, Jeff – 2004-06  
 Harris, LeRoy – 1966  
 Harris, Reggie – 1991-92  
 Harrison, Ron – 1984-85  
 Hart, Corey – 2014  
 Hart, Jim Ray – 1963  
 Hartenstein, Chuck – 1966-68  
 Hassey, Ron – 1979  
 Haveman, Brandon – 2011  
 Haydel, Hal – 1972  
 Head, Dan – 2001  
 Healy, Tucker – 2018  
 Heath, Bill – 1969-70  
 Heath, Mike – 1992  
 Heaverlo, Dave – 1981-83  
 Heaverlo, Jeff – 2000, 2003-05  
 Hebert, Brock – 2014  
 Heimer, Todd – 1979-80



## ALL-TIME ROSTER (1960-2018)

Heimueller, Gorman – 1981-84  
 Heindold, Doug – 1978  
 Helder, Eugene – 2017  
 Helfand, Eric – 1994  
 Hemond, Scott – 1990-92  
 Henderson, Dave – 1992-93  
 Henderson, Ken – 1964  
 Henderson, Rod – 2000  
 Henderson, Steve – 1987  
 Henn, Sean – 2012  
 Henriquez, Ralph – 2011-12  
 Henry, Butch – 1999  
 Hensley, Chuck – 1983  
 Hensley, Steven – 2012-13  
 Herbel, Ron – 1961-63, 1972  
 Heredia, Guillermo – 2016, 2018  
 Hermanek, John – 1968  
 Hernandez, Braylan – 2017  
 Hernandez, Cal – 2018  
 Hernandez, Carlos – 2000  
 Hernandez, Felix – 2005, 2016-17  
 Hernandez, Gabby – 2009  
 Heron, Karl – 1960  
 Herrmann, Chris – 2018  
 Heston, Chris – 2017  
 Hiatt, Jack – 1965  
 Hibbs, Jim – 1970-71  
 Hickman, Jim – 1968  
 Hicks, John – 2014-15  
 Higgins, Tyler – 2018  
 Hill, Donnie – 1983-84, 1989  
 Hill, Nick – 2013-14  
 Hill, Orsino – 1992  
 Hillegas, Shawn – 1993  
 Hiller, Chuck – 1961  
 Hills, Rich – 1999  
 Hinchliffe, Brett – 1998-99  
 Hiser, Gene – 1970-71  
 Hoane, Wes – 2000  
 Hobson, Cam – 2015  
 Hodges, Kevin – 1999-2001  
 Hoerman, Jared – 2004  
 Hokanson, Harry – 1965  
 Holbert, Aaron – 1998, 2002  
 Holcomb, Scott – 1989  
 Holden, Dick – 1962  
 Holdridge, David – 1997-99  
 Holdsworth, Fred – 1981  
 Holly, Jeff – 1977  
 Holman, Brad – 1995  
 Holt, Jim – 1972  
 Holzemer, Mark – 1997  
 Hooton, Burt – 1971  
 Hoover, Connor – 2018  
 Hoppe, Jim – 1973  
 Horner, Jim – 2001-2004  
 Horsman, Vince – 1993-94  
 Hosley, Tim – 1982  
 Hotchkiss, John – 1983-84  
 House, Craig – 2003  
 Howard, Christopher – 1995  
 Howard, Doug – 1974  
 Howard, Kevin – 2008  
 Howard, Steve – 1989-90  
 Howie, Mark – 1987  
 Howitt, Dann – 1988, 1990-92  
 Hrynio, Michael – 2006-07  
 Huber, Jon – 2006-2008  
 Huckaby, Ken – 1998  
 Huddgens, Dave – 1983-84  
 Hudson, Bob – 1984  
 Hughes, Jim – 1973-74, 1977  
 Hughes, Terry – 1970-71  
 Huisman, Justin – 2006  
 Hulet, Tug – 2008, 2010

Hull, Eric – 2009  
 Hultzen, Danny – 2012-13  
 Humphreys, Michael – 1995  
 Hundley, Randy – 1964-65  
 Hunt, Ken – 1966  
 Hunter, Brian R. – 1996  
 Hunter, Kyle – 2016-17  
 Hurtado, Edwin – 1996-97  
 Hutchison, Austin – 2017-18

### I

Ibanez, Raul – 1996-2000, 2004  
 Irwin, Dennis – 1978  
 Iwakuma, Hisashi – 2014-15, 2017  
 Izturis Jr., Cesar – 2018

### J

Jackson, Austin – 2015  
 Jackson, Ryan C. – 2017  
 Jackson, Ryan D. – 1999  
 Jackson, Tyler – 2018  
 Jacobs, Greg – 2004-05  
 Jacobsen, Bucky – 2004-05  
 Jacquez, Pat – 1970  
 Jaeckel, Paul – 1966  
 Jakubauskas, Chris – 2008-09  
 James, Cleo – 1971  
 James, Dick – 1967, 1970  
 Jaramillo, Jason – 2013  
 Jarvis, Matt – 2001-2002  
 Javier, Stan – 1986-87  
 Jaycox, Greg – 1972  
 Jennings, Doug – 1988-91  
 Jestadt, Garry – 1970-71  
 Jimenez, Cesar – 2005-0009, 2011-12  
 Jimenez, Jose – 2012  
 Jimenez, Luis – 2011-12  
 Jimenez, Manny – 1969  
 Jimenez, Miguel – 1993-94  
 Jimerson, Charlton – 2007-08  
 Johannesen-Ellis, Tommy – 2007  
 Johjima, Kenji – 2009  
 Johns, Doug – 1994  
 Johnson, Brent – 2008  
 Johnson, Clark – 1962  
 Johnson, Earl – 1999  
 Johnson, Frank – 1965  
 Johnson, Rett – 2003  
 Johnson, Rob – 2006-2008, 2010  
 Johnson, Roy – 1986-88  
 Johnson, Steve – 2016  
 Johnson, Tom – 1975-76  
 Johnson, Tyler – 2009  
 Johnson, Wallace – 1990  
 Johnston, Rex – 1965  
 Jones, Adam – 2006-2007  
 Jones, Clarence – 1966-68  
 Jones, Darryl – 1978  
 Jones, Gary – 1987-89  
 Jones, James – 2013-15  
 Jones, Jim – 1985-86, 1988  
 Jones, Jeff – 1982-84  
 Jones, P.J. – 2016  
 Jones, Ross – 1988  
 Jones, Sherman – 1960-61  
 Jordan, Ricky – 1996  
 Jorgensen, Randy – 1998  
 Jose, Felix – 1988-89  
 Joseph, Ricardo – 1962-63  
 Juelsgaard, Jarod – 1998  
 Jurak, Ed – 1988

### K

Kaiser, Jeff – 1984-86

Kammeyer, Bob – 1978  
 Kaye, Justin – 2001-02  
 Kazmar, Sean – 2011  
 Kearney, Bob – 1981-82, 1987  
 Kelley, Shawn – 2009-2012  
 Kelly, John – 2004  
 Kelly, Kenny – 2002-03  
 Kelly, Ryan – 2017  
 Kelly, Tom – 1972-75, 1977  
 Kelly, Ty – 2013-14  
 Kennedy, Garrett – 2018  
 Kennison, Kyle – 1998  
 Kensing, Logan – 2014-15  
 Kerski, Kody – 2017  
 Ketchner, Ryan – 2002  
 Key, Chris – 2004-05  
 Kibler, Russ – 1986-87  
 Kida, Masao – 2005  
 Kickham, Mike – 2015  
 Kiefer, Steve – 1984-85  
 Kiekhefer, Dean – 2017  
 Killeen, Tim – 1993  
 Killingsworth, Kirk – 1988  
 King, Jerome – 1983  
 King, Kevin – 1995  
 Kingery, Mike – 1992  
 Kingman, Brian – 1982  
 Kingsale, Eugene – 2001-02  
 Kinkade, Mike – 2008  
 Kinney, Dennis – 1982  
 Kinney, Josh – 2012-13  
 Kirtledge, Andrew – 2013, 2015-16  
 Kivlehan, Patrick – 2015-16  
 Klink, Joe – 1988-89, 1996  
 Kluttz, Mickey – 1981  
 Knapp, Mike – 1996  
 Knudson, Guido – 2016  
 Kohlscheen, Stephen – 2014  
 Komminsk, Brad – 1991  
 Koonce, Cal – 1966  
 Kopplitz, Howie – 1964  
 Kopllove, Mike – 2009-10  
 Kramer, Joe – 1986  
 Kratz, Erik – 2015  
 Krause, Scott – 2002  
 Krenchicki, Wayne – 1987-88  
 Kroon, Marc – 1999  
 Krueger, Bill – 1984-87, 1995  
 Krueyer, Chad – 1995  
 Krugg, Everett – 1966  
 Kusick, Craig – 1973-75  
 Kuzmic, Craig – 2002-03  
 Kuzminsky, Scott – 2017  
 Kyles, Stan – 1985-87

### L

La Rose, Vic – 1968-69  
 LaFromboise, Bobby – 2012-13  
 LaHair, Bryan – 2006-2009  
 Lamabe, John – 1969  
 Lambert, Reese – 1988-90  
 Lambert, Tim – 1985-86  
 Lamp, Dennis – 1987  
 Lampkin, Tom – 2000  
 Landazuri, Stephen – 2015  
 Landry, Jacques – 2003  
 Landry, Leon – 2015  
 Langerhans, Ryan – 2010  
 Langford, Rick – 1984  
 Lanier, Hal – 1964  
 Lansford, Carney – 1991  
 Lansford, Joe – 1985-86  
 Larker, Norm – 1964  
 Larsen, Don – 1968

# ALL-TIME ROSTER (1960-2018)

Latter, David – 1992  
 Law, Adam – 2018  
 Law, Joe – 1987-90  
 Law, Ron – 1972  
 Law, Vance – 1991  
 Lawrence, Casey – 2017-18  
 Leach, Jalal – 1997, 2003  
 Lee, Cliff – 2010  
 Lee, Dae-Ho – 2016  
 Lee, Don – 1967  
 Lee, Zach – 2016  
 Lehr, Justin – 2007  
 Leiper, Dave – 1984-87, 1990, 1994  
 Leiter, Mark – 1999  
 LeMaster, Johnnie – 1987  
 LeMay, Dick – 1960, 1962, 1969-70  
 Lemonds, Dave – 1969-70  
 Leone, Dominic – 2015  
 Leone, Justin – 2004-05  
 Lerner, Lewis – 1975  
 Leshner, Brian – 2000  
 Lewis, Darren – 1990  
 Lewis, Scott – 1995  
 Lezcano, Carlos – 1984  
 Liddi, Alex – 2011-13  
 Light, Pat – 2017-18  
 Limonta, Johan – 2011-12  
 Lintz, Larry – 1979  
 Linzy, Frank – 1964  
 Lira, Felipe – 1997-98  
 Littleton, Larry – 1980  
 Littleton, Wes – 2010  
 Littlewood, Marcus – 2016  
 Litton, Greg – 1995  
 Liverpool, Marquise – 2006  
 Livingston, Bobby – 2005-06  
 Loberg, Tim – 1977  
 Lockhart, Keith – 1992  
 Lombardo, Earl – 1969  
 Lonchar, John – 1977  
 Looper, Aaron – 2003-04, 2006  
 Lopez, Albie – 2005  
 Lopez, Aquilino – 2002  
 Lopez, Danny – 2011  
 Lopez, Jose – 2004-05  
 Lopez, Mickey – 2003-04  
 Lorraine, Andrew – 1998, 2005  
 Lovenguth, Lynn – 1960-61  
 Lowe, Derek – 1996-97  
 Lowe, Mark – 2007, 2015, 2017  
 Lucas, Ed – 2016  
 Luce, Rob – 1999  
 Luebber, Steve – 1972-73, 1975, 1977  
 Lueke, Josh – 2010-11  
 Luetge, Lucas – 2013-15  
 Lundstedt, Tom – 1975  
 Lung, John – 1968-71  
 Lydy, Scott – 1993-94  
 Lysander, Rick – 1981  
 Lysgaard, Jim – 1978

## M

Mabry, John – 2000, 2003  
 MacDougal, Mike – 2014  
 Machado, Robert – 2000  
 Machi, Jean – 2017  
 Mack, Chantz – 2014  
 Mack, Quinn – 1995  
 MacKenzie, Ken – 1964  
 Mackintosh, Jason – 2007  
 Maddux, Mike – 1997  
 Madritsch, Bobby – 2004

Maduro, Jorge – 2003-04  
 Magdaleno, Ricky – 2000  
 Maldonado, Carlos – 1994  
 Maldonado, Carlos – 1998  
 Maldonado, Felix – 1963  
 Mallory, Sheldon – 1979  
 Maloof, Jack – 1976  
 Mandile, Tom – 1966-68  
 Maneely, Bob – 1976  
 Mangini, Matt – 2010-11  
 Manos, Pete – 1980  
 Manrique, Fred – 1991  
 Manuel, Charlie – 1973  
 Manuel, Robert – 2009  
 Manzanillo, Josias – 1997  
 Manzanillo, Ravelo – 1997  
 Maranda, Georges – 1961  
 Marichal, Juan – 1960  
 Marietta, Louis – 1983  
 Marjama, Mike – 2017-18  
 Marquez, Jeff – 2012  
 Marshall, Evan – 2017  
 Marte, Damaso – 1999  
 Marte, Ketel – 2014-16  
 Martin, Cody – 2016-17  
 Martin, Leonys – 2017  
 Martinez, Gustavo – 2001-02, 2004  
 Martinez, Manny – 1993-94, 1996  
 Mateo, Julio – 2002, 2007  
 Mathis, Joe – 1999  
 Matias, John – 1973  
 Matos, Francisco – 1994, 1999  
 Matos, Josue – 2002  
 Maurer, Brandon – 2013-14  
 May, Davis – 1976-77  
 Maynard, Scott – 1995, 2004  
 McCall, Larry – 1978, 1980  
 McCarthy, Greg – 1996-99  
 McCarty, David – 1998  
 McCaughan, Darren – 2018  
 McClain, Jim – 1962, 1964  
 McClendon, Travis – 2000  
 McCormick, Mike – 1973  
 McCovey, Willie – 1960  
 McCoy, Tim – 1990-91  
 McDonald, Rusty – 1983-84  
 McFadden, Leon – 1971  
 McGinnis, Russ – 1988-90  
 McGwire, Mark – 1986  
 McIver, Anthony – 2018  
 McKay, Dave – 1975-76, 1983  
 McKnight, Jim – 1965  
 McLaughlin, Bo – 1982, 1985  
 McLaughlin, Joey – 1985-86  
 McMahan, Ed – 1973  
 McMath, Jim – 1969-70  
 McNealy, Rusty – 1983  
 Meacham, Rusty – 1996  
 Meche, Gil – 1999-2000, 2004  
 Mecir, Jim – 1995  
 Medina, Yoervis – 2010, 2013, 2015  
 Meeks, Tim – 1987-88  
 Mejia, Erick – 2015  
 Mejias-Brean, Seth – 2017-18  
 Melson, Gary – 1979  
 Menchaca, Eddy – 2002  
 Meneses, Alex – 2007  
 Menhart, Paul – 1996-97  
 Mercado, Orlando – 1988  
 Mercedes, Henry – 1990, 1992-94  
 Mersch, Neal – 1978  
 Messenger, Randy – 2008-09  
 Metzger, Roger – 1969-70

Meyer, Dan – 1984  
 Meyer, Jake – 2000-2002  
 Meyers, Chad – 2003  
 Meyers, LeRoy – 1966  
 Mickolio, Kameron – 2007  
 Mielke, Gary – 1991  
 Milacki, Bob – 1995-96  
 Millay, Keith – 1992  
 Miller, Brad – 2013  
 Miller, Corky – 2006  
 Miller, Ian – 2017-18  
 Miller, Justin – 2011  
 Miller, Russ – 1990  
 Miller, Trevor – 2014  
 Millette, Joe – 1997  
 Mills, Brad – 2016  
 Miner, Zach – 2014  
 Minetto, Craig – 1981  
 Minor, Blas – 1996  
 Minor, Ryan – 2002  
 Miranda, Ariel – 2018  
 Mitchell, Bobby – 1967  
 Mitchell, D.J. – 2012-13  
 Mize, Paul – 1981-82  
 Mobley, Willie – 1968  
 Mohler, Mike – 1994  
 Molina, Izzy – 1992  
 Monahan, Shane – 1997-2000  
 Montane, Ivan – 2000  
 Montero, Jesus – 2013-15  
 Montgomery, Mike – 2015  
 Montreuil, Al – 1969-71  
 Monzant, Ray – 1960  
 Monzon, Dan – 1974  
 Monzon, Erick – 2006, 2009  
 Moon, Brian – 2004  
 Mooneyham, Bill – 1985-87  
 Moore, Adam – 2009-10, 2012  
 Moore, Andrew – 2017  
 Moore, Kelvin – 1981-83  
 Morales, Johmbeyker – 2015  
 Morales, Willie – 1993  
 Moran, Al – 1966  
 Moran, Brian – 2012-13  
 Morban, Jose – 2006  
 Morban, Julio – 2014-15  
 Moreta, Ramon – 2001  
 Morgan, Russ – 2000  
 Morin, Mike – 2018  
 Morris, Danny – 1972  
 Morrison, Logan – 2014  
 Morrow, Brandon – 2008-09  
 Morse, Mike – 2005-07, 2009, 2013  
 Mortimore, Travis – 2007  
 Mosquera, Julio – 2003  
 Moss, Damian – 2005  
 Moss, Steve – 2009  
 Mota, Manny – 1961  
 Motter, Taylor – 2017-18  
 Moyer, Jamie – 1997  
 Moyers, Steven – 2018  
 Mullen, Scott – 2005  
 Muno, Danny – 2017-18  
 Munoz, Luis – 2009-10  
 Munson, Kevin – 2016  
 Mura, Steve – 1985  
 Murphy, Dwayne – 1987  
 Murphy, Mike – 1999-2000  
 Murphy, William – 1970  
 Murray, Tom – 1968  
 Musselman, Jeff – 1991-92  
 Mustad, Eric – 1981-82  
 Myers, Adrian – 2001, 2003  
 Myers, Dennis – 1975

## ALL-TIME ROSTER (1960-2018)

Myers, Ed – 1983-84  
 Myers, Randy – 2001  
 Myette, Ken – 1968

### N

Nady, Xavier – 2014  
 Nageotte, Clint – 2004-06  
 Nannini, Mike – 2006  
 Narleski, Steve – 1979  
 Narron, Jerry – 1978  
 Nasif, Ralph – 1973  
 Navarro, Efren – 2016  
 Navarro, Julio – 1960-62  
 Navarro, Oswaldo – 2006-2009  
 Navarro, Rey – 2018  
 Neel, Troy – 1991-93  
 Neill, Mike – 1994, 2000  
 Nelson, Brad – 2009-10  
 Nelson, Joe – 2010  
 Nelson, Jon – 2006-2008  
 Nelson, Rob – 1986-87  
 Nesbit, Michael – 2004  
 Nettles, Jim – 1973, 1981-82  
 Newby, Joey – 2009  
 Newfield, Marc – 1995  
 Newman, Ray – 1970-71  
 Newsome, Ljay – 2018  
 Nicholson, Carl – 1979  
 Nieuwenhuis, Kirk – 2018  
 Noesi, Hector – 2012-13  
 Noland, James – 1995  
 Noriega, Gabriel – 2014  
 Norrid, Tim – 1979-80  
 Norris, Mike – 1983, 1989-90  
 Norton, Greg – 2008  
 Norton, Tom – 1973, 1975  
 Norwood, Willie – 1976-77  
 Nottebart, Don – 1970  
 Nunez, Abraham – 2005  
 Nunez, Israel – 2007, 2009  
 Nunez, Jhonny – 2013  
 Nunez, Luis – 2007  
 Nuno, Vidal – 2015

### O

Obradovich, Jim – 1974  
 O'Brien, Bob – 1973  
 O'Brien, Charlie – 1984-85  
 Ochoa, Blake – 2010  
 Ochoa, Sebastian – 2018  
 O'Connell, Danny – 1960  
 Odom, Joe – 2018  
 O'Flaherty, Eric – 2006-08  
 Ogren, Ryne – 2018  
 Ohka, Tomo – 2007  
 Ojeda, Miguel – 2005  
 Oldham, Tom – 2006  
 Oliver, Dave – 1979-80  
 Oliver, Joe – 2000  
 Oliver, Nate – 1970  
 Oliveros, Luis – 2008  
 Olivo, Miguel – 2005, 2012  
 Olmos, Edgar – 2015  
 Olson, Garrett – 2009-10  
 Olson, Tyler – 2015  
 O'Malley, Shawn – 2015-17  
 O'Neill, Tyler – 2017  
 Ontiveros, Steve – 1984-85, 1987  
 Orsino, John – 1961-62  
 Ortiz, Jose – 1971  
 Osteen, Gavin – 1992-94  
 Otto, Dave – 1988-90  
 Overton, Dillon – 2017  
 Overton, Joe – 1965  
 Owchinko, Bob – 1985  
 Owens, Jerry – 2009

### P

Pacheco, Alex – 1997  
 Paez, Paul – 2017  
 Pagan, Emilo – 2016-17  
 Pagan, Jose – 1960  
 Page, Mitchell – 1981-82  
 Pagel, Karl – 1980  
 Palat, Ed – 1974-75  
 Palazzolo, Steve – 2010  
 Palmer, Matt – 2014  
 Paniagua, Jose – 1998  
 Paolini, Daniel – 2015  
 Paquette, Craig – 1992-94  
 Paredes, Edward – 2007, 2010-11  
 Parker, Blake – 2016  
 Parker, Clayton – 1991  
 Parker, Terrence – 2006  
 Parque, Jim – 2007  
 Parrish, John – 2007  
 Patrick, Bronswell – 1993-94  
 Patterson, Corey – 2013  
 Patterson, Dave – 1982  
 Patterson, Scott – 2010-12  
 Pauley, David – 2010, 2012  
 Paxton, James – 2013-16  
 Paxton, Mike – 1980  
 Pazik, Mike – 1974-76  
 Pazos, James – 2018  
 Pazos, Manny – 2018  
 Pedrique, Al – 1990  
 Pecci, Jay – 2003  
 Peek, Tim – 1992-93  
 Peguero, Carlos – 2011-13  
 Peguero, Julio – 1995-96  
 Pellow, Kit – 2005  
 Pena, Bobby – 1966  
 Pena, George – 1967, 1969, 1974-75  
 Pena, Wily Mo – 2011  
 Penalver, Luis – 1962  
 Perez, Bill – 1989  
 Perez, Oliver – 2012  
 Perez, Williams – 2018  
 Perkins, Cameron – 2018  
 Perlozzo, Sam – 1977  
 Perry, Bob – 1960-63  
 Perry, Gaylord – 1960-63  
 Petagine, Roberto – 2006  
 Peters, Ricky – 1983-86  
 Peterson, Cap – 1963, 1972  
 Peterson, D.J. – 2015-17  
 Petit, Yusmeiro – 2010  
 Pettis, Gary – 1993  
 Pevey, Marty – 1995  
 Phifer, Ron – 1962  
 Phillips, Anthony – 2010  
 Phillips, Dick – 1960-62  
 Phillips, J.R. – 2003  
 Phillips, Tony – 1981-82, 1985, 1987-88  
 Phillips, Tony – 1995-96  
 Phoenix, Steve – 1993-94  
 Piche, Ron – 1968-69  
 Pico, Jeff – 1991  
 Pietroburgo, Rob – 1980  
 Pina, Manny – 2014  
 Pineda, Michael – 2010  
 Pineda, Rafael – 2015, 2017  
 Pineiro, Joel – 2000-2001, 2005  
 Pirk, Greg – 1995-96  
 Pizzano, Dario – 2016-17  
 Pizzaro, Juan – 1971  
 Pizzaro, Melvin – 2005  
 Pledger, Kinnis – 1999  
 Plews, Herb – 1965  
 Plunk, Eric – 1985-87  
 Podsednik, Scott – 2001-02

Poepping, Mike – 1975-76  
 Pointer, Aaron – 1968-69  
 Polidor, Gus – 1991-92  
 Polinsky, Bob – 1978  
 Polonia, Luis – 1986-88  
 Popovich, Paul – 1966  
 Povse, Max – 2017-18  
 Powell, Boog – 2016-17  
 Powell, Hosken – 1977  
 Powers, John – 1963  
 Poythress, Rich – 2013  
 Pozo, Arquimedez – 1995-96  
 Pregenzer, John – 1963-65  
 Prescott, George – 1960  
 Prettyman, Ronnie – 2007  
 Pries, Jordan – 2014-16  
 Procopio, Jim – 1966  
 Proly, Mike – 1977  
 Pryor, Buddy – 1989  
 Pryor, Stephen – 2012-14  
 Pulpispher, Bill – 2004  
 Puryear, Nate – 1979  
 Putz, JJ – 2002-2004, 2008  
 Pyznarski, Tim – 1984

### Q

Qualls, Jim – 1968-70  
 Quinones, Luis – 1983  
 Quintero, Humberto – 2014  
 Quirk, Jamie – 1989  
 Quiroz, Guillermo – 2006, 2009-10, 2012

### R

Raabe, Brian – 1997  
 Raczka, Mike – 1990, 1992-93  
 Radatz, Dick – 1967  
 Radmanovich, Ryan – 1998-99  
 Rajtsich, Dave – 1978  
 Rall, Tim – 2005  
 Ralston, Bill – 1974-75  
 Ramirez, Erasmo – 2011-14, 2018  
 Ramirez, Horacio – 2007  
 Ramirez, JC – 2015  
 Ramirez, Jose – 2015  
 Ramirez, Ramon – 2014  
 Ramos, Domingo – 1978  
 Ramsay, Rob – 1999-2001  
 Ramsey, James – 2016-17  
 Rapada, Clay – 2014  
 Rasmussen, Rob – 2015  
 Ratliff, Lane – 2017  
 Raudman, Bob – 1966-67  
 Reberger, Frank – 1968  
 Redfern, Pete – 1976  
 Redman, Prentice – 2007-2009  
 Reece, Thad – 1985-87  
 Reed, Jeremy – 2004, 2007-08  
 Reichert, Dan – 2005  
 Reid, Jessie – 1989  
 Reimer, Kevin – 1996-97  
 Reitsma, Chris – 2007  
 Relaford, Desi – 1995-96  
 Rende, Sal – 1979-80  
 Renfree, Matt – 2008  
 Renfro, Marshall – 1960  
 Renick, Rick – 1973-76  
 Reser, Phil – 1970  
 Retzer, Edwin – 1983  
 Reuschel, Paul – 1971  
 Reveira, Frank – 1960-62  
 Reynolds, Archie – 1968-69  
 Reynolds, Kevin – 2006-2007  
 Rhodes, Dusty – 1960-63  
 Rhomberg, Kevin – 1980  
 Rickey, Ralph – 1970-71  
 Rico, Al – 1972

# ALL-TIME ROSTER (1960-2018)

Ridings, Steven – 2017  
 Rifkin, Aaron – 2005  
 Rijo, Jose – 1985, 1987  
 Ring, Royce – 2011  
 Risle, Bill – 1995  
 Rivas, Danny – 1961-63  
 Rivera, Jansiel – 2018  
 Rivera, Michael – 2017  
 Rivera, Mumba – 2008, 2010  
 Rivera, Rene – 2004-06  
 Rivero, Carlos – 2015  
 Rivette, Scott – 2000  
 Roach, Donn – 2016  
 Robbins, Doug – 1993  
 Roberson, Kevin – 1995  
 Robertson, Andre – 1988  
 Robertson, Daniel – 2016  
 Robertson, Nate – 2011  
 Robinson, Bruce – 1984  
 Robinson, Jerry – 1963  
 Robinson, Kerry – 1999  
 Robinson, Trayvon – 2011-12  
 Robisch, Jon – 1967  
 Robles, Mauricio – 2010-12  
 Roderick, Barry – 1973, 1976  
 Rodriguez, Alex – 1995-96  
 Rodriguez, Frank – 2000  
 Rodriguez, Luis – 2011-12  
 Rodriguez, Rick – 1983-87  
 Rodriguez, Roberto – 1971  
 Roe, Chaz – 2011  
 Roenicke, Ron – 1986  
 Rogelstad, Matt – 2003  
 Rogers, Mark – 2014  
 Rohrbaugh, Robert – 2007-08  
 Rohn, Dan – 1987  
 Rohrmeier, Dan – 1997-98  
 Rojas, Minnie – 1963  
 Rolison, Nate – 2002  
 Rollins, David – 2015-16, 2018  
 Romano, Tom – 1984-85  
 Romero, Stefan – 2013-16  
 Rosa, Joseph – 2017  
 Rose, Brad – 2004  
 Ross, Gary – 1967-68  
 Rossy, Rico – 1998  
 Rowland-Smith, Ryan – 2007-10  
 Royer, Stan – 1989  
 Roznovsky, Vic – 1967  
 Rubio, Jorge – 1967  
 Rudolph, Ken – 1968, 1971  
 Ruffin, Chance – 2012-14  
 Ruggiano, Justin – 2015  
 Rumbelow, Nick – 2018  
 Runion, Tony – 2004  
 Rupp, Cameron – 2018  
 Rzepczynski, Marc – 2018

## S

Sadowski, Ted – 1964  
 Sachse, Matt – 1999  
 Sain, Tom – 1976-77  
 Sakata, Lenn – 1986  
 Salkeld, Roger – 1995  
 Sammons, Lee – 1991  
 Sampson, Adrian – 2015-16  
 Sanchez, Alejandro – 1987-88  
 Sandel, George – 2004  
 Sanders, Anthony – 2000  
 Sandoval, Juan – 2007  
 Santa, Kevin – 2017  
 Santiago, Ramon – 2004-05  
 Santin, Daniel – 2007  
 Sardinias, Luis – 2016  
 Sardinha, Bronson – 2008  
 Sasaki, Kazuhiro – 2003  
 Saul, Jim – 1967, 1970

Saunders, Dennis – 1972  
 Saunders, Doug – 1995-96  
 Saunders, Joe – 2015  
 Saunders, Michael – 2008-10, 2013-14  
 Savastano, Scott – 2008, 2012-13  
 Schaefer, Jeff – 1994  
 Scheffer, Aaron – 1999-2000  
 Schepel, Kyle – 2015  
 Scherer, Doug – 1985  
 Schlereth, Daniel – 2018  
 Schlesinger, Bill – 1968  
 Schmidt, Dave – 1992  
 Schmitz, Dan – 1978  
 Schock, Bill – 1991  
 Schroder, Bobby – 1968  
 Schurr, Wayne – 1963, 1966  
 Schuster, Frank – 1974  
 Schweiger, Brian – 2005-06  
 Scott, Bob – 1967  
 Scott, Dickie – 1989-90  
 Scott, Ryan – 2017  
 Scribner, Evan – 2016-17  
 Seager, Kyle – 2011  
 Sealy, Scot – 1995, 1997-99  
 Sears, Todd – 2006  
 Seberger, Mike – 1974, 1976  
 Secrist, Don – 1971  
 Seddon, Chris – 2009-2011  
 Seelbach, Chris – 1998  
 Segura, Jean – 2017  
 Seitzer, Brad – 1998-99  
 Sena, Jandy – 2012  
 Serrano, Wascar – 2002  
 Serum, Gary – 1977  
 Sexton, Jimmy – 1981-82  
 Shaddy, Christopher – 1988  
 Shank, Zach – 2015-17  
 Shaver, Jeff – 1988-90  
 Shaw, Curtis – 1994  
 Sheets, Andy – 1995-97  
 Shelen, Carl – 1965  
 Shell, Steven – 2009-10  
 Shelton, Chris – 2009  
 Sherman, Darrell – 1995  
 Sherow, Dennis – 1982-83  
 Sherrill, George – 2004-05  
 Sherrod, George – 1968-71  
 Shibillo, Andy – 2004  
 Shikles, Larry – 1993  
 Shipley, Joe – 1960  
 Shockey, Scott – 1990, 1993  
 Shoemaker, Scott – 2008  
 Shotkoski, David – 1989  
 Show, Eric – 1991  
 Silva, Carlos – 2009  
 Silvestre, Juan – 1997  
 Simas, Bill – 2004  
 Simmons, Enoch – 1994  
 Simmons, Nelson – 1991  
 Simmons, Shae – 2017  
 Simons, Mitch – 1998  
 Simpson, Allan – 2003  
 Simpson, Corey – 2014  
 Sinatro, Matt – 1987-88  
 Sinclair, Steve – 1999-2000  
 Sinner, Roger – 1963-64  
 Sitton, Kraig – 2016  
 Skidmore, Roe – 1969-70  
 Slagle, Roger – 1978  
 Slaughter, Sterling – 1966  
 Sliwinski, Kevin – 1988  
 Slusarski, Joe – 1990-94  
 Smith, Bobby Gene – 1966-67  
 Smith, Carson – 2014  
 Smith, Charley – 1969  
 Smith, Chris – 2011

Smith, Coleman – 1974-75  
 Smith, Garry – 1978  
 Smith, Jack – 1992  
 Smith, Josh A. – 2018  
 Smith, Mark – 1983  
 Smith, Paul – 1963-64  
 Smith, Raymond – 1986  
 Smith, Ryan – 1997  
 Smith, Tim – 1992-94  
 Smith, Tom – 1968  
 Smith, Tyler – 2016-17  
 Smithberg, Roger – 1993-94  
 Smoak, Justin – 2010-14  
 Snell, Ian – 2010  
 Snelling, Chris – 2003, 2005-06  
 Snopek, Chris – 2000  
 Snow, Forrest – 2011-16  
 Snyder, Brian – 1988-89  
 Snyder, Jason – 2006  
 Soderholm, Dale – 1974, 1976  
 Soderholm, Eric – 1973  
 Sofield, Rick – 1977  
 Sojo, Luis – 1995  
 Sommers, Dennis – 1965  
 Soriano, Rafael – 2003-05  
 Soriano, Fred – 1993  
 Sosa, Jorge – 2008  
 Souza, Justin – 2008  
 Souza, Mark – 1981  
 Sovde, Dick – 1962  
 Spangler, Al – 1967, 1970  
 Sparks, Joe – 1963-64  
 Speed, Horace – 1979  
 Speigner, Levale – 2010  
 Spencer, Sean – 1998-2000  
 Spiezio, Scott – 2005  
 Sprague, Ed – 2001  
 Staiger, Roy – 1978  
 Stanek, Al – 1964-65  
 Stanton, Mike – 1979  
 Stark, Denny – 2001, 2008-09  
 Steenstra, Kennie – 1999  
 Stephens, Gene – 1967  
 Stephenson, Earl – 1971, 1974  
 Stephenson, John – 1967  
 Stephenson, Phil – 1984-85  
 Stevens, Dave – 1999  
 Stewart, Dave – 1986  
 Stewart, Jimmy – 1966  
 Stitt, Brian – 2003  
 Stoddard, Bob – 1986, 1988  
 Stone, Rocky – 1973, 1975  
 Stoneman, Bill – 1967-68  
 Storen, Drew – 2016  
 Storm, Bob – 1973  
 Stover, Joe – 1971  
 Strausborger, Ryan – 2016  
 Strebeck, Rick – 1990-91  
 Strickland, Jim – 1972-73  
 Strong, Jamal – 2003-05  
 Stubing, Larry – 1961  
 Sturtze, Tanyon – 1994  
 Sucre, Jesus – 2013-16  
 Suzuki, Mac – 1996-98  
 Sveum, Dale – 1993  
 Swiacki, Bill – 1982  
 Sweeney, Brian – 1999-2000, 2002-03, 2010, 2012-13  
 Sweeney, Mike – 2010  
 Szukala, Gary – 1969

## T

Talton, Tim – 1963-64  
 Tanner, Bruce – 1987, 1989  
 Taormina, Sal – 1960  
 Tapani, Kevin – 1986  
 Tavarez, David – 2002

FRONT OFFICE

CHENEY STADIUM

COACHES/STAFF

2019 RAINIERS

2018 SEASON REVIEW

OPPONENTS

HISTORY & RECORDS

MEDIA & MISCS.

## ALL-TIME ROSTER (1960-2018)

Taylor, Aaron – 2003  
 Taylor, Chris – 2014-16  
 Taylor, Logan – 2017-18  
 Taylor, Steve – 1978  
 Taylor, Wayne – 2014  
 Tejada, Wil – 1991  
 Tellman, Tom – 1985  
 Tenbrink, Nate – 2013-14  
 Tenuta, Matt – 2018  
 Terrell, Jerry – 1972, 1975  
 Terveen, Bryce – 2005  
 Thames, Eric – 2013  
 Thayer, Greg – 1975  
 Thoma, Ray – 1985-86  
 Thomas, Brad – 2007  
 Thomas, Frank – 1966  
 Thomas, Gerry – 1962-64  
 Thomas, Jared – 2005  
 Thomas, Juan – 2001-02  
 Thomas, Justin – 2008-09  
 Thomas, Roy – 1981  
 Thompson, John – 1995  
 Thompson, Marv – 1978  
 Thornton, Matt – 2003-04  
 Thorpe, Tracy – 2008  
 Throneberry, Faye – 1962-63  
 Thrower, Keith – 1985-86  
 Thurman, Gary – 1995  
 Tiefenauer, Bob – 1968-69  
 Tiefenthaler, Verle – 1960-61  
 Tillman, Kerry – 1986  
 Timmons, Ozzie – 1999  
 Tinsley, Lee – 1997  
 Todd, Jim – 1971  
 Tolentino, Jose – 1985, 1987  
 Tomko, Brett – 2000-01  
 Torres, Daniel – 2013  
 Torres, Melqui – 2000  
 Torres, Paul – 1997  
 Torres, Salomon – 1995-96  
 Torrez, Mike – 1984  
 Traber, Billy – 2010  
 Trail, Chet – 1969  
 Triunfel, Carlos – 2011-13  
 Tuiasosopo, Matt – 2008-11  
 Turang, Brian – 1995  
 Turman, Jason – 2001

**U**  
 Ugueto, Luis – 2002-04  
 Ulloa, Emmanuel – 2000, 2002  
 Underwood, Jake – 1998  
 Unsworth, Dylan – 2017  
 Upham, John – 1967-68  
 Urso, Sal – 1996  
 Ust, Brant – 2007

**V**  
 Valbuena, Luis – 2005, 2008  
 Valdez, Wilson – 2005  
 Valenzuela, Benny – 1960-61  
 Van Poppel, Todd – 1992-93  
 Van Wyck, Jim – 1973-77  
 Vargas, Jason – 2009  
 Vargas, Julio – 1994  
 Varitek, Jason – 1997  
 Varvaro, Anthony – 2010  
 Vasquez, Anthony – 2011-12  
 Vasquez, Rafael – 1980  
 Vasser, Luke – 1965  
 Vazquez, Ramon – 1996, 2001, 2010  
 Veintidos, Juan – 1974-77  
 Venditte, Pat – 2016  
 Venegas, Alfredo – 2008  
 Veres, Dave – 1990  
 Vice, Darryl – 1990

Vieira, Thyago – 2017  
 Villarreal, Oscar – 2008  
 Villilo, Miguel – 2000  
 Villone, Ron – 1995  
 Vincej, Zach – 2018  
 Vogelbach, Dan – 2016-18  
 Von Ohlen, Dave – 1986-88  
 Vosberg, Ed – 1994  
 Vossler, Dan – 1973-74

**W**  
 Waggoner, Jim – 1991  
 Wagner, Mark – 1984  
 Wagner, Matt – 1995-96  
 Wagner, Michael – 2007  
 Wakamatsu, Don – 1995-96  
 Waldrop, Kyle – 2017  
 Walker, Taijuan – 2013-14, 2016  
 Walton, Bruce – 1989-92  
 Walton, Danny – 1974-75  
 Wang, Chien-Ming – 2015  
 Ward, Bryan – 2004  
 Ward, Chris – 1970  
 Ward, Gary – 1977  
 Ward, Jay – 1977  
 Ward, Kevin – 1990  
 Warren, Mike – 1983-85  
 Warwick, Carl – 1966  
 Wathan, Dusty – 1998, 2000  
 Watson, Mark – 2000-02  
 Wawoe, Gianfranco – 2017  
 Wear, Greg – 2003-04  
 Weaver, Eric – 1999  
 Weber, Darrell – 1965  
 Weber, Jake – 2002  
 Weber, Ryan – 2017

Weber, Weston – 1989-92, 1995  
 Weekley, Johnny – 1960, 1962  
 Weiss, Walt – 1987, 1989, 1992  
 Wells, Casper – 2012  
 Wells, Jared – 2008-09  
 Werle, Bill – 1960-61  
 Werly, Jamie – 1978  
 Wernig, Pat – 1991  
 Werth, Dennis – 1978  
 Werth, Jayson – 2018  
 Wertz, Bill – 1996  
 Whalen, Rob – 2017-18  
 White, Evan – 2018  
 White, Jesse – 1966  
 White, Mike – 1967-69  
 White, Rick – 2007  
 White, Sean – 2007-10  
 Widger, Chris – 1995-96  
 Wieland, Joe – 2016  
 Wihtol, Sandy – 1979-80  
 Wiley, Mark – 1972-76  
 Wilfong, Rob – 1976-77  
 Wilhelmssen, Tom – 2013, 2015-16  
 Wilkerson, Curtis – 1995  
 Wilkins, Eric – 1980  
 Wilkins, Rick – 1997  
 Wilkinson, Bill – 1992  
 Wilkinson, Don – 1970  
 Willard, Jerry – 1986-87, 1995.  
 Willhite, Nick – 1968  
 Williams, George – 1965  
 Williams, Jeff – 1995  
 Williams, Randy – 2003-04  
 Williams, Todd – 1999-2000  
 Williamson, Scott – 2008  
 Wilson, Bill – 1960  
 Wilson, Craig – 2008  
 Wilson, Dan – 2000  
 Wilson, Jack – 2010  
 Wilson, Josh – 2009-10  
 Wilson, Mike – 2009-12

Wilson, Neil – 1960-62  
 Winfree, David – 2010  
 Witmeyer, Ron – 1990-93  
 Witte, Trey – 1996-97  
 Woernam, Joe – 2005, 2008  
 Wojna, Edward – 1990  
 Wolcott, Bob – 1995-97  
 Womack, Josh – 2008  
 Wong, Joey – 2017  
 Woodard, Mike – 1983-84  
 Woods, Al – 1976  
 Woods, Jake – 2007-08  
 Woodward, Chris – 2009-10  
 Wooten, Greg – 2001-02  
 Worrell, Mark – 2010  
 Wright, Dan – 2006  
 Wright, Jesse – 1979  
 Wright, Chris – 2003  
 Wright, Ron – 2002

**X**  
 Xavier, Joe – 1988

**Y**  
 Yancy, Hugh – 1979  
 Yelding, Eric – 1996  
 Yopez, Jose – 2010-11  
 Yopez, Mario – 2012  
 Young, Curt – 1983-86, 1993  
 Young, Don – 1966, 1970  
 Young, Ernie – 1994  
 Young, Matt – 1989  
 Young, Ray – 1990, 1994  
 Youngbauer, Scott – 2006

**Z**  
 Zahn, Paul – 1971  
 Zancanaro, David – 1992  
 Zanni, Dom – 1960-61  
 Zapata, Juan – 2006  
 Zapp, AJ – 2004  
 Zaske, Jeff – 1988  
 Zeber, George – 1978  
 Zimmerman, Jordan – 1999-2001  
 Zimmerman, Mike – 1996  
 Zinter, Alan – 1997  
 Zorn, Dean – 2005-06  
 Zuniga, Tony – 2004  
 Zunino, Mike – 2013, 2015-18  
 Zych, Tony – 2015-17

**MEDIA NOTES**



## **MEDIA & MISCELLANEOUS**



## 2019 TACOMA RAINIERS MEDIA GUIDELINES



**CONTACT INFORMATION:** All media requests and questions should be addressed to: AJ Director, Director of Media Relations and Content Development, (253) 722-1036, [agarcia@wertacoma.com](mailto:agarcia@wertacoma.com)

**MEDIA CREDENTIALS:** 2019 Tacoma Rainiers media credentials will be issued only to accredited members of the media. Season credentials will be issued only to legitimate news gathering organizations that cover the Rainiers on a daily basis. To apply for season media credentials, please visit [TacomaRainiers.com](http://TacomaRainiers.com). The Rainiers will be very selective in issuing season credentials to online-only publications; however, those denied may apply for daily credentials.

Daily credentials will be issued to those individuals or organizations who do not qualify for season credentials, including freelance writers, most bloggers and reporters for weekly/monthly shows and publications. Daily credentials will also be issued to radio and TV stations when the need arises for extra pre/postgame personnel and to newspaper reporters providing extra coverage. Once a daily credential request is approved and on file, the Rainiers require at least a 24-hour notice for all daily credential requests. All weekend requests should be made by 3 p.m. on the Thursday prior.

Daily credential requests can be applied for online at [TacomaRainiers.com](http://TacomaRainiers.com). Under no circumstances are media credentials to be transferred from person to person without the expressed permission and approval of the Tacoma Rainiers communications department. Violation of this policy may result in the informing of the Pacific Coast League office, dismissal of the media member from Cheney Stadium and confiscation of the violator's media credential.

**MEDIA CREDENTIAL PICKUP:** Upon approval of credential request, media members may pick up daily credentials at the Cheney Stadium Box Office Will Call window during normal business hours or beginning at 10 a.m. on day of game. A valid photo ID will be required upon pickup. Any special pickup requests should be sent via email to [bgleaseon@wertacoma.com](mailto:bgleaseon@wertacoma.com).

**PARKING:** There will be a limited number of media parking spots made available for every Rainiers game. All media members with credentials for a given game will have their names placed on a parking list. Those picking up daily credentials will have their names added to the parking list only if they have provided a 24-hour notice.

**PRESS BOX:** The press box is located along the third base side of Cheney Stadium on the ballpark's second level, and opens three hours prior to first pitch. It is a working press box for **WORKING MEMBERS OF THE MEDIA ONLY**. Due to space limitations, there is always a possibility that credentialed media will not be stationed in the press box but at an auxiliary area. The Rainiers have wireless internet access available for those in the press box as well as those assigned to the auxiliary area. Rosters, lineups, game notes and team statistics will be available in the press box two hours prior to the scheduled game time.

**CLUBHOUSE ACCESS:** Only properly credentialed media members may gain access to the clubhouse. Both the Rainiers and visiting team clubhouses are located on field level. The home dugout is located on the third-base side and the visitors' dugout along the first-base side. **MEDIA MEMBERS ARE NOT PERMITTED IN THE TRAINING ROOM OR EQUIPMENT ROOM AT ANY TIME.** In accordance with the regulations designated by Major League Baseball, the clubhouse is open to properly credentialed media members 3-1/2 hours prior to the start of the game and closes an hour prior to the game. The clubhouse areas are also closed when the teams are on the field, unless previously approved by the Rainiers. Following the game, the clubhouse will open approximately 10 minutes following the final out. Access is prohibited between games of a doubleheader and during rain delays. Cell phone use by the media is prohibited inside team clubhouses, unless previously approved by the Rainiers. Visiting clubhouse policy will be dictated by the visiting team. The umpire's dressing room is off-limits to the media.

**FIELD ACCESS:** Appropriately credentialed media are permitted access to the field and dugout areas, but are required to stay on the warning track, particularly when the team is taking batting practice. Media must leave the field and dugout areas no later than one 30 minutes prior to game time.

**RESTRICTED ACCESS AREAS:** Credentialed media are permitted all throughout Cheney Stadium, with a few exceptions listed below.

- **Dugout Club:** Only ticketed fans with Dugout Club tickets are allowed access to the Dugout Club dining room, bar, and seating area. Media photographers are not permitted in Dugout Club seating area during the game. Food and drink provided in the Dugout Club dining room are strictly limited to ticketed fans, and not credentialed media.
- **Rainiers Offices:** Access to the Tacoma Rainiers front office, located on the second floor of Cheney Stadium behind home plate, is permitted only with an employee host.

Violation of this policy will result in the dismissal of the media member from Cheney Stadium and confiscation of the violator's media credential(s).



## 2019 TACOMA RAINIERS MEDIA GUIDELINES (CONT.)

**MEDIA GUIDES:** Available upon request. Rainiers media guides can also be obtained in the Cheney Stadium press box.

**GAME NOTES, AND STATISTICS:** Rainiers game notes and statistics will be made available in the press box prior to the start of the game. To receive games notes in your inbox daily, please email AJ Garcia at [agarcia@wertacoma.com](mailto:agarcia@wertacoma.com).

**MEDIA INTERVIEWS:** Rainiers players and coaches can be made available for interviews prior to on-field stretching and following batting practice. Interviews cannot be conducted during batting practice. Media members wishing to do an off-site interview or a feature story should contact the Rainiers no later than 72 hours prior to the scheduled interview time. The media is asked to be respectful of the players' pre-game schedule when requesting an interview. No one will be permitted to interview starting pitchers pre-game on the day of their start.

**PHOTOGRAPHERS:** Still photographers are allowed access to photo wells located at the end of each dugout. Photographers must request usage 24-hours in advance using the guidelines outlined under Media Credentials above. Photographers are not permitted in the actual dugout area or on the field once the game begins. Please wait until the end of the inning to move to or from these areas. All photographers must have credentials showing at all times, and must take every precaution to not impede the views of ticketed fans.

**USE OF PHOTOGRAPHY:** Media outlets needing use of Rainiers photography may contact the communications department at (253) 722-1036 or via email at [agarcia@wertacoma.com](mailto:agarcia@wertacoma.com). Accredited media members may use Rainiers photographs for non-endorsement projects only.

**BRAND GUIDELINES:** As part of a rebranding initiative introduced prior to the 2015 season, the Rainiers now feature new primary and secondary logos required for all collateral used in support of the team. Any collateral utilizing the now-defunct "compass" or any other logo previously promoted by the franchise should be replaced with items included within the new logo set outlined on [TacomaRainiers.com](http://TacomaRainiers.com).

**OFFICIAL LOGO SET:** The "Rainiers" script now serves as the team's primary logo, and the standalone "R" operates as the team's secondary logo. For high-res or vector logo files, please contact the communications department via email at [agarcia@wertacoma.com](mailto:agarcia@wertacoma.com).

**AUTOGRAPH POLICY:** Under no circumstances are credentialed media members permitted to seek autographs, personal photographs, baseball, bats, etc. on the field of play or in either clubhouse. Violation of this policy will result in the dismissal of the media member from Cheney Stadium and confiscation of the violator's media credential(s).

**CAMERAS IN THE CLUBHOUSE:** Videographers are permitted in the Rainiers clubhouse following the game only, and must be accompanied by a reporter. Still photography is not permitted clubhouse access at any time.

FRONT  
OFFICE

CHENEY  
STADIUM

COACHES/STAFF

2019  
RAINIERS

2018 SEASON  
REVIEW

OPPONENTS

HISTORY &  
RECORDS

MEDIA &  
MISC.

153



**MIKE CURTO**

# TACOMA RAINIERS BROADCASTER

## CURTO'S CAREER SUMMARY

- Enters his 21st season as the Rainiers radio play-by-play announcer after joining the team in 1999.
- In 2011, 2012, and 2015 filled in as an announcer on the Seattle Mariners Radio Network.
- Prior to joining the Rainiers, served as the play-by-play announcer for the Rancho Cucamonga Quakes of the California League, Bend (OR) Bandits of the Western Baseball League and the Lafayette (IN) Leopards of the Great Central League.
- Graduated from the University of California at Berkeley in 1992 with a degree in English Literature.
- While at Cal, served as the sports director at student radio station KALX.
- Spent two years after college selling season tickets and luxury suites for the San Francisco Giants.
- Resides in Tacoma where he enjoys reading and playing poker in his spare time.
- Originally from Menlo Park, CA.

## 2018 TACOMA RAINIERS BROADCAST INFORMATION

**SOUTH SOUND TALK 850 AM** is under contract to carry Rainiers broadcasts throughout the 2019 season.

South Sound Talk will broadcast all 140 Rainiers games, both at home and when the team plays on the road.

The Rainiers Pre-Game Show begins 15 minutes prior to the start of first pitch, and the Rainiers Post-Game Show begins immediately following the final out.



### BATTING & INFIELD PRACTICE SCHEDULES

<b>7:05 PM GAME TIME</b>	<b>ON FIELD</b>	<b>OFF FIELD</b>
Rainiers Infield .....	3:50 PM.....	4:00 PM
Rainiers BP .....	4:00 PM.....	5:00 PM
Visitors BP .....	5:05 PM.....	6:00 PM
Visitors Infield .....	6:00 PM.....	6:15 PM
<b>6:05 PM GAME TIME</b>	<b>ON FIELD</b>	<b>OFF FIELD</b>
Rainiers Infield .....	2:50 PM.....	3:00 PM
Rainiers BP .....	3:00 PM.....	4:00 PM
Visitors BP .....	4:05 PM.....	5:00 PM
Visitors Infield .....	5:00 PM.....	5:15 PM
<b>5:05 PM GAME TIME</b>	<b>ON FIELD</b>	<b>OFF FIELD</b>
Rainiers Infield .....	1:50 PM.....	2:00 PM
Rainiers BP .....	2:00 PM.....	3:00 PM
Visitors BP .....	3:05 PM.....	4:00 PM
Visitors Infield .....	4:00 PM.....	4:15 PM
<b>1:35 PM GAME TIME</b>	<b>ON FIELD</b>	<b>OFF FIELD</b>
Rainiers Infield .....	10:20 AM.....	10:35 AM
Rainiers BP .....	10:35 AM.....	11:30 AM
Visitors BP .....	11:35 AM.....	12:30 PM
Visitors Infield .....	12:30 PM.....	12:45 PM
<b>11:35 AM GAME TIME</b>	<b>ON FIELD</b>	<b>OFF FIELD</b>
Rainiers Infield .....	8:25 AM.....	8:35 AM
Rainiers BP .....	8:35 AM.....	9:35 AM
Visitors BP .....	9:40 AM.....	10:40 AM
Visitors Infield .....	10:40 AM.....	10:50 AM



# CHENEY STADIUM SEATING GUIDE

Triple-A Affiliate of the **SEATTLE MARINERS**



Tickets may be purchased in person at the Cheney Stadium Box Office, located at the front of the ballpark, or over the phone by calling 1-800-745-3000. To purchase tickets online or to locate additional ticketing information, please visit [www.tacomarainiers.com](http://www.tacomarainiers.com) or email [tickets@wertacoma.com](mailto:tickets@wertacoma.com).

**Ticket office hours are:**

**Game Days**

Monday - Friday: 10 a.m. - 7th Inning

Saturday: 10 a.m. - 7th Inning

Sunday: 10 a.m. - 7th Inning

**Non-Game Days**

Monday-Friday: 10 a.m. - 5 p.m.

Saturday and Sunday: Closed

**Directions to Cheney Stadium:**

From I-5, take exit 132 to Highway 16 West. Follow the 19th Street East exit and merge right onto 19th street. Make a right onto Clay Huntington Way and follow it into the Cheney Stadium Parking Lot.



# 2019 SEASON SCHEDULE

Triple-A Affiliate of the **SEATTLE MARINERS**



## APRIL

SUN	MON	TUE	WED	THU	FRI	SAT
	1	2	3	4 7:05 SAC	5 7:05 SAC	6 7:05 SAC
7 1:05 SAC	8 12:05 SAC	9 6:05 ELP	10 6:05 ELP	11 7:05 ELP	12 7:05 ABQ	13 5:05 ABQ
14 1:35 ABQ	15 11:35 ABQ	16 6:05 ELP	17 10:05 ELP	18 6:05 ELP	19 5:35 ABQ	20 5:35 ABQ
21 12:35 ABQ	22 10:05 ABQ	23	24 6:05 SAC	25 7:05 SAC	26 7:05 SAC	27 5:05 T
28 1:35 SAC	29 5:35 SL	30 5:35 SL				

## JULY

SUN	MON	TUE	WED	THU	FRI	SAT
	1 7:05 SL	2 7:05 SL	3 7:05 SL	4 6:35 FRE	5 7:05 FRE	6 7:05 FRE
7	8 ALL STAR BREAK	9 ALL STAR BREAK	10 ALL STAR BREAK	11 7:05 RNO	12 7:05 RNO	13 7:05 RNO
14 1:35 RNO	15 7:05 LV	16 11:35 LV	17 7:05 LV	18 7:05 LV	19 7:05 SAC	20 7:05 SAC
21 1:35 SAC	22	23 7:05 RNO	24 7:05 RNO	25 7:05 RNO	26 7:05 SAC	27 7:05 SAC
28 SAC	29	30 7:05 OMA	31 7:05 OMA			

## MAY

SUN	MON	TUE	WED	THU	FRI	SAT
			1 5:35 SL	2 9:35 SL	3 7:05 ABO	4 5:05 ABQ
5 1:35 ABQ	6 6:05 ABQ	7 6:05 RNO	8 6:05 RNO	9 7:05 RNO	10 7:05 RNO	11 7:05 LV
12 12:05 LV	13 7:05 LV	14 10:35 LV	15	16 6:35 RNO	17 6:35 RNO	18 6:35 RNO
19 1:05 RNO	20 11:05 RNO	21 6:05 FRE	22 11:35 FRE	23 7:05 FRE	24 7:05 FRE	25 5:35 SL
26 12:05 SL	27 5:35 SL	28 11:05 SL	29 6:05 ELP	30 6:05 ELP	31 6:05 ELP	

## AUGUST

SUN	MON	TUE	WED	THU	FRI	SAT
				1 7:05 OMA	2 7:05 IOW	3 7:05 IOW
4 1:35 IOW	5 11:35 IOW	6	7 5:05 OKC	8 5:05 OKC	9 5:05 OKC	10 4:00 NO
11 11:00 NO	12 4:30 NO	13 4:30 NO	14	15 7:05 FRE	16 7:05 FRE	17 7:05 FRE
18 1:35 FRE	19 7:05 SL	20 7:05 SL	21 7:05 SL	22 7:05 LV	23 7:05 LV	24 7:05 LV
25 1:35 LV	26 7:05 FRE	27 7:05 FRE	28 7:05 FRE	29 7:05 FRE	30 7:05 LV	31 7:05 LV

## JUNE

SUN	MON	TUE	WED	THU	FRI	SAT
						1 6:05 ELP
2 5:05 ELP	3	4 6:05 MEM	5 6:05 MEM	6 7:05 MEM	7 7:05 NAS	8 5:05 NAS
9 1:35 NAS	10 11:35 NAS	11	12 5:05 SA	13 5:05 SA	14 5:05 SA	15 4:05 RR
16 4:05 RR	17 5:05 RR	18 5:05 RR	19	20 7:05 ELP	21 7:05 ELP	22 5:05 ELP
23 1:35 ELP	24 6:05 ELP	25 6:35 ABO	26 5:35 ABQ	27 5:35 ABQ	28 5:35 ABQ	29 5:05 SL
30 1:35 SL						

## SEPTEMBER

SUN	MON	TUE	WED	THU	FRI	SAT
1	2	3 CONF. CHAMPIONSHIP	4	5	6	7
8	9	10 PCL CHAMPIONSHIP	11	12	13	14
15						

- ABQ** - Albuquerque Isotopes
- ELP** - El Paso Chihuahuas
- FRE** - Fresno Grizzlies
- IOW** - Iowa Cubs
- LV** - Las Vegas Aviators
- MEM** - Memphis Redbirds
- NAS** - Nashville Sounds
- NO** - New Orleans Baby Cakes

- OKC** - Oklahoma City Dodgers
- OMA** - Omaha Storm Chasers
- RNO** - Reno Aces
- RR** - Round Rock Express
- SAC** - Sacramento River Cats
- SL** - Salt Lake Bees

- ROAD
- HOME
- BEGU MONDAY MONDAYS
- CHICK-FIL-A BRING THE HERD
- FIREWORKS
- LITTLE CAESARS FAMILY MEAL DEAL
- NW BREW WEDNESDAY
- SILVER BULLET SATURDAYS
- THIRSTY THURSDAY
- CENTRAL WASHINGTON UNIVERSITY NIGHT
- COLOR CHENNY CRIMSON
- COPA DE LA DIVERSIÓN
- FIRST RESPONDERS NIGHT
- K-9 INNINGS
- PAINT THE PARK PURPLE
- PINK AT THE PARK
- PRIDE NIGHT
- SALUTE TO ARMED FORCES DAY
- STAR WARS NIGHT
- THROWBACK WEEKEND