

# 2021

AMERICAN ASSOCIATION

# MEDIA GUIDE



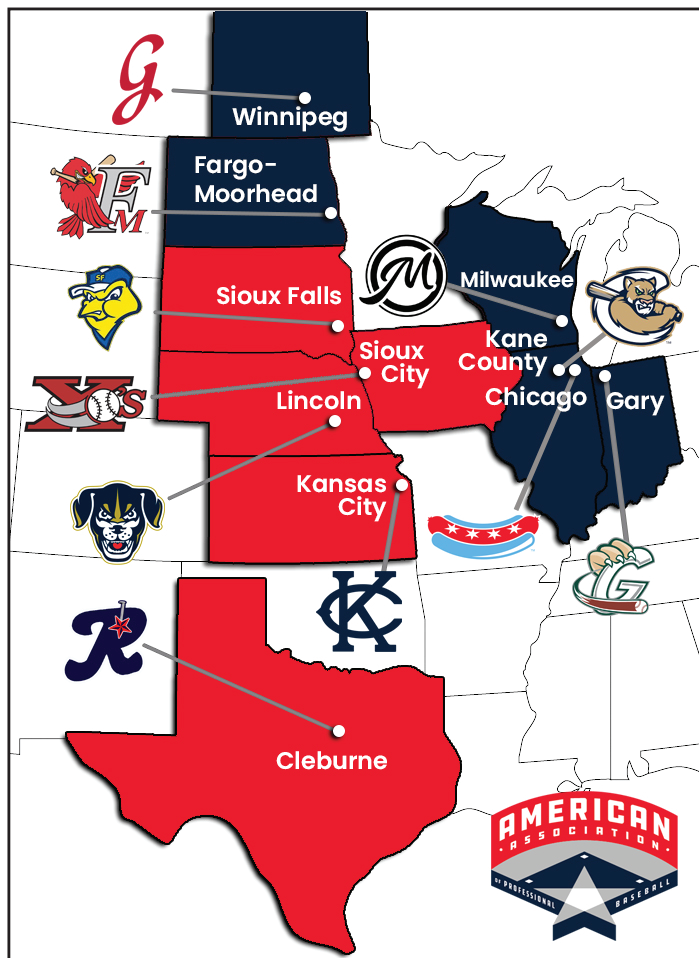
## FOR THE LOVE



*Goldeyes*

## OF THE GAME





### North Division

Chicago Dogs      Fargo-Moorhead RedHawks      Gary SouthShore RailCats  
 Kane County Cougars      Milwaukee Milkmen      Winnipeg Goldeyes

### South Division

Cleburne Railroaders      Kansas City Monarchs      Lincoln Saltdogs  
 Sioux City Explorers      Sioux Falls Canaries      Houston Apollos

AMERICAN ASSOCIATION MILEAGE CHART

	CHI	CLE	F-M	GAR	KCO	KC	LIN	MKE	SC	SF	WPG
Chicago		984	631	57	36	523	517	74	472	563	852
Cleburne	984		1,105	983	980	569	652	1,042	777	866	1,323
Fargo-Moorhead	631	1,105		674	624	599	477	573	331	243	219
Gary SouthShore	57	983	674		72	533	539	112	545	606	892
Kane County	36	980	624	72		509	491	108	480	551	841
Kansas City	523	569	599	533	509		192	559	269	358	814
Lincoln	517	652	477	539	491	192		552	155	240	690
Milwaukee	74	1,042	573	112	108	559	552		475	505	795
Sioux City	472	777	331	545	480	269	155	475		85	546
Sioux Falls	563	866	243	606	551	358	240	505	85		458
Winnipeg	852	1,323	219	892	841	814	690	795	546	458	

## AMERICAN ASSOCIATION 2021 MEDIA GUIDE

P.O. Box 995  
 Moorhead, MN 56561-0995.  
 Phone: (218) 512-0380.  
 Web: AABaseball.com.  
 Twitter: @AA\_Baseball.  
 Facebook.com/AmericanAssociationBaseball.



### LEAGUE ADMINISTRATION

**Commissioner:** Joshua Schaub.      **Director, Digital Media:** Jake Kranz.  
**Deputy Commissioner:** Josh Buchholz.      **Videographer:** Jordan Lundell.  
**Director, Umpires:** Ronnie Teague.      **Director, Social Media:** Tyler Webb.

### LEAGUE DIRECTORS

**Shawn Hunter,** Chicago Dogs      **Jim Abel,** Lincoln Saltdogs  
**Daryn Eudaly,** Cleburne Railroaders      **Mike Zimmerman,** Milwaukee Milkmen  
**Bruce Thom,** Fargo-Moorhead RedHawks      **John Roost,** Sioux City Explorers  
**Patrick Salvi,** Gary SouthShore RailCats      **Brian Slipka,** Sioux Falls Canaries  
**Dr. Bob Froehlich,** Kane County Cougars      **Sam Katz,** Winnipeg Goldeyes  
**Mark Brandmeyer,** Kansas City Monarchs

### PLAYOFFS

Two teams in each division with the greatest winning percentage at the conclusion of the regular season will qualify for the playoffs. Both first-round playoff series will be best-of-five, with the higher seed choosing to host either games 1-2 or 3-5. The semifinal winners will meet in a best-of-five series for the league championship.

### ROSTER RULES

The roster limit for a American Association club is 23 players. An additional one player may be on the disabled list during the regular season. Of those 23 players, a maximum of five may be veterans and minimum of five must be rookies. The remaining players will be designated limited service players and of those LS players only six (6) may be LS-4.

During the pre-season, a maximum of 28 players may be under contract at any one time without regard to classification. The 23 active player roster must be met two days before the start of the regular season.

### Definitions

**Year of Service:** A year of service for American Association players is 75 official at bats or more in a National Association or independent league or leagues, or 30 innings or more pitched in a National Association or independent league or leagues, in any season prior to the present calendar year. For independent and short season/rookie league service, the first two years of service equals one National Association year. For foreign players, the classification and salary level will be determined by the league office.

**Rookie:** A player with less than one year of service.

**LS-1:** A player with fewer than two years of service.

**LS-2:** A player with fewer than three years of service.

**LS-3:** A player with fewer than four years of service.

**LS-4:** A player with fewer than five years of service. Two of the LS-4 players may have LS-5 status.

**LS-5:** A player with less than 6 years of service.

**Veteran:** A player with six or more years of service. If a player has six or more years of service but has not reached the age of 26 by September 1 of that season, he will be considered an LS-4. If he has not reached the age of 24 by September 1 of that season, he will be considered an LS-3.

**Official Baseball:** Rawlings.

The 2021 American Association media guide was designed by Hoffman Wolff, with editorial assistance from league media relations directors. Front and back cover design by Jordan Lundell.

## 2020 FINAL STANDINGS

	W	L	Pct.	GB	Home	Road
Milwaukee Milkmen	34	26	.567	--	17-13	17-13
Sioux Falls Canaries	31	27	.534	2	16-14	15-13
St. Paul Saints	30	30	.500	4	14-16	16-14
Winnipeg Goldeyes	29	31	.483	5	15-15	14-16
Fargo-Moorhead RedHawks	28	32	.467	6	16-14	12-18
Chicago Dogs	26	32	.448	7	13-15	13-17

Season attendance: 179,150.

## 2020 Managers (seasons with club)

**Chicago:** Butch Hobson (3)

**St. Paul:** George Tsamis (18)

**Fargo-Moorhead:** Chris Coste (1)

**Sioux Falls:** Mike Meyer (3)

**Milwaukee:** Anthony Barone (1)

**Winnipeg:** Rick Forney (14)

## American Association Finals

Date	Milwaukee vs. Sioux Falls	Win	Loss	Save
Sat., Sep. 12	Sioux Falls 6 at <b>Milwaukee 11</b>	Kussmaul	Herron	
Sun., Sep. 13	Sioux Falls 0 at <b>Milwaukee 2</b>	Alvarez	Danish	Gray
Tue., Sep. 15	<b>Milwaukee 10</b> at Sioux Falls 5	Smith	Fritze	
Wed., Sep. 16	Milwaukee 3 at <b>Sioux Falls 5</b>	Zokan	Dillard	
Thu., Sep. 17	<b>Milwaukee 4</b> at Sioux Falls 1	Holmberg	Herron	

**Milwaukee wins league championship, 4 games to 1.**

## All-Stars and Awards

**C:** Chris China, St. Paul

**P:** Mike Devine, St. Paul

**1B:** Kyle Martin, Winnipeg

**Relief:** Peyton Gray, Milwaukee

**2B:** Edwin Arroyo, Chicago

**Player of the Year:** Adam Brett Walker, Milwaukee

**3B:** Damek Tomscha, Sioux Falls

**Defensive Player of the Year:** Michael Crouse, CHI and Brett Vertigan, MKE

**SS:** Andrew Ely, Sioux Falls

**Rookie of the Year:** Peyton Gray, Milwaukee

**OF:** Logan Landon, Sioux Falls

**Manager of the Year:** Rick Forney, Winnipeg

**OF:** Mikey Reynolds, St. Paul

**Executive of the Year:** Matt Rau, Fargo-Moorhead

**OF:** Adam Brett Walker, Milwaukee

**Playing Field of the Year:** CHS Field, St. Paul

**DH:** Drew Ward, Fargo-Moorhead

## 2020 Monthly Honors

Month	Batter of the Month	Pitcher of the Month
July	Darnell Sweeney, Winnipeg	David Holmberg, Milwaukee
August	Drew Ward, Fargo-Moorhead	Matt Tomshaw, Fargo-Moorhead

## 2020 Weekly Honors

Week Ending	Batter of the Week	Pitcher of the Week
July 12	Edwin Arroyo, Chicago	Mitch Lambson, Winnipeg
July 19	Drew Ward, Fargo-Moorhead	Mike Devine, St. Paul
July 26	John Silviano, St. Paul	Adam Choplick, Chicago
August 2	John Nester, Winnipeg	Matt Tomshaw, Fargo-Moorhead
August 9	Logan Trowbridge, Milwaukee	Jake Zokan, Sioux Falls
August 16	Wes Darvill, Winnipeg	Tyler Herron, Sioux Falls
August 23	Sam Dexter, Fargo-Moorhead	Mike Devine, St. Paul
August 30	Adam Brett Walker, Milwaukee	Matt Tomshaw, Fargo-Moorhead
Sept. 6	Tyler Ladendorf, Chicago	Mike Devine, St. Paul

## Batting Leaders

BATTER	TEAM	AVG	G	AB	R	H	HR	RBI	BB	SO
Ward, Drew	Fargo	.3349	58	218	42	73	17	45	23	63
Prime, Correlle	Fargo	.3347	60	248	37	83	4	31	12	42
Landon, Logan	Sioux Falls	.333	56	228	37	76	10	43	20	46
Reynolds, Mikey	St. Paul	.332	54	238	36	79	7	28	21	42
Morales, Roy	WPG/SF	.331	45	154	19	51	2	22	19	17
Lago, Alay	Sioux Falls	.321	58	246	41	79	4	35	11	36
Tomscha, Damek	Sioux Falls	.320	55	231	36	74	10	49	12	55
Allen, Josh	St. Paul	.304	44	158	36	48	6	24	20	26
Martin, Kyle	Winnipeg	.301	60	226	40	68	16	51	23	46
Arroyo, Edwin	Chicago	.300	57	220	34	66	4	23	24	40

## Category Leaders

Home Runs	RBI				
Walker, Adam Brett	Milwaukee	22	Martin, Kyle	Winnipeg	51
Ward, Drew	Fargo	17	Walker, Adam Brett	Milwaukee	50
Martin, Kyle	Winnipeg	16	Tomscha, Damek	Sioux Falls	49
Roache, Victor	Chicago	16	Terdoslavich, Joey	Chicago	46
Terdoslavich, Joey	Chicago	15	Ward, Drew	Fargo	45

## Stolen Bases

Crouse, Michael	Chicago	20	Prime, Correlle	Fargo	248
Davis, Mason	Milwaukee	15	Lago, Alay	Sioux Falls	246
Sweeney, Darnell	Winnipeg	14	Ely, Andrew	Sioux Falls	244
Darvill, Wes	Winnipeg	13	China, Chris	St. Paul	239
Vertigan, Brett	Milwaukee	10	Reynolds, Mikey	St. Paul	238
			Sweeney, Darnell	Winnipeg	238

## Runs

Ely, Andrew	Sioux Falls	55	Prime, Correlle	Fargo	83
Metzger, Brennan	Fargo	43	Lago, Alay	Sioux Falls	79
Crouse, Michael	Chicago	42	Reynolds, Mikey	St. Paul	79
Walker, Adam Brett	Milwaukee	42	Landon, Logan	Sioux Falls	76
Ward, Drew	Fargo	42	Tomscha, Damek	Sioux Falls	74

## Doubles

China, Chris	St. Paul	24	Hart, Mike	Sioux Falls	4
Lago, Alay	Sioux Falls	20	Reynolds, Mikey	St. Paul	4
Washington, David	Milwaukee	19	Tomscha, Damek	Sioux Falls	4
Reynolds, Mikey	St. Paul	18	Eleven tied with		2
Coulter, Clint	Sioux Falls	16			

## Total Bases

Ward, Drew	Fargo	138	Terdoslavich, Joey	Chicago	.416
Walker, Adam Brett	Milwaukee	134	Ward, Drew	Fargo	.407
Martin, Kyle	Winnipeg	128	Morales, Roy	WPG/SF	.406
Reynolds, Mikey	St. Paul	126	Allen, Josh	St. Paul	.400
Sweeney, Darnell	Winnipeg	124	Pizzano, Dario	FM/WPG	.393
Tomscha, Damek	Sioux Falls	124			

## Walks

Metzger, Brennan	Fargo	44	Ward, Drew	Fargo	31
Terdoslavich, Joey	Chicago	44	Walker, Adam Brett	Milwaukee	30
Crouse, Michael	Chicago	41	Reynolds, Mikey	St. Paul	29
Vertigan, Brett	Milwaukee	33	Sweeney, Darnell	Winnipeg	29
George, Jordan	Winnipeg	32	China, Chris	St. Paul	28

## Extra-Base Hits

## Pitching Leaders

PITCHER	TEAM	G	W-L	ERA	IP	H	BB	SO
Holmberg, David	Milwaukee	12	6-1	2.34	73.0	60	31	76
Devine, Mike	St. Paul	12	4-3	2.58	80.1	70	13	89
Tomshaw, Matt	Fargo	12	5-3	2.69	80.1	69	15	62
Anderson, John	Fargo	10	2-2	2.87	53.1	53	14	49
Zokan, Jake	Sioux Falls	9	4-2	3.00	51.0	49	19	41
Westphal, Luke	Chicago	10	3-2	3.42	52.2	39	24	75
Hagens, Bradin	Fargo	12	4-3	3.43	60.1	48	22	64
Dorminy, Thomas	Chicago	11	7-1	3.63	62.0	61	16	62
Pike, Tyler	Fargo	12	4-5	3.88	69.2	76	31	87
Solter, Matt	St. Paul	13	4-4	3.89	81.0	84	23	77

## Category Leaders

## Wins

Dorminy, Thomas	Chicago	7
Herron, Tyler	Sioux Falls	7
Holmberg, David	Milwaukee	6
Four tied with		5

## Losses

Butler, Eddie	Chicago	7
Duncan, Frank	Winnipeg	7
Medina, Eddie	St. Paul	7
Ahearn, Taylor	Milwaukee	5
Pike, Tyler	Fargo	5

## Games

Gray, Peyton	Milwaukee	30
Steele, Keaton	Sioux Falls	30
Miller, Jalen	Chicago	29
Fritze, Ryan	Sioux Falls	28
Schugel, A.J.	Milwaukee	28
Sharabi, D.J.	Sioux Falls	28

## Strikeouts

Devine, Mike	St. Paul	89
Pike, Tyler	Fargo	87
Solter, Matt	St. Paul	77
Holmberg, David	Milwaukee	76
Westphal, Luke	Chicago	75

## Saves

McGrane, Jameson	St. Paul	16
Steele, Keaton	Sioux Falls	16
Gray, Peyton	Milwaukee	14
Capellan, Victor	Winnipeg	12
Osnowitz, Mitchell	Fargo	9

## Games Started

Duncan, Frank	Winnipeg	13
Solter, Matt	St. Paul	13
Six tied with		12

## Innings Pitched

Solter, Matt	St. Paul	81.0
Devine, Mike	St. Paul	80.1
Tomshaw, Matt	Fargo	80.1
Duncan, Frank	Winnipeg	78.0
Herron, Tyler	Sioux Falls	76.1

## Walks

Zimmerman, Ryan	St. Paul	37
Crosby, Casey	Chicago	31
Holmberg, David	Milwaukee	31
Pike, Tyler	Fargo	31
Butler, Eddie	Chicago	24
Westphal, Luke	Chicago	24

## Complete Games

Tomshaw, Matt	Fargo	3
Ten tied with		1

## Shutouts

Busfield, J.D.	Chicago	1
----------------	---------	---

## Home Runs Allowed

Kussmaul, Ryan	Milwaukee	16
Medina, Eddie	St. Paul	15
Busfield, J.D.	Chicago	14
Zimmerman, Ryan	St. Paul	14
Dahlberg, Jake	Chicago	12
Lambson, Mitchell	Winnipeg	12

## Opponents' Batting Average

Westphal, Luke	Chicago	.205
Hagens, Bradin	Fargo	.216
Holmberg, Dennis	Milwaukee	.218
Tomshaw, Matt	Fargo	.226
Zimmerman, Ryan	St. Paul	.229

## Team Batting Game Highs

**At-Bats:** 53, Sioux Falls vs. St. Paul, July 23  
**Hits:** 21, St. Paul vs. Winnipeg, July 14 and Fargo vs. Sioux Falls, August 22  
**Runs Scored:** 17, Sioux Falls vs. Chicago, July 16  
**RBI:** 16, Winnipeg vs. Sioux Falls, August 16  
**Doubles:** 6, Winnipeg vs. Sioux Falls, August 16 and St. Paul vs. Sioux Falls, August 27  
**Triples:** 2, Sioux Falls vs. Winnipeg, July 11 and Chicago vs. Sioux Falls, September 9  
**Home Runs:** 6, Sioux Falls vs. St. Paul, September 9  
**Total Bases:** 37, Fargo vs. Sioux Falls, August 22  
**Walks:** 12, Chicago vs. Sioux Falls, July 16 and Chicago vs. Sioux Falls, August 1  
**Strikeouts:** 23, Milwaukee vs. Winnipeg, September 10  
**Sacrifice Flies:** 2, several.  
**Stolen Bases:** 5, Milwaukee vs. Chicago, July 9  
**Caught Stealing:** 3, Winnipeg vs. Chicago, July 28 and Fargo vs. Chicago, August 15  
**Hit by Pitch:** 4, Sioux Falls vs. Chicago, August 2  
**Runners Left On Base:** 17, Winnipeg vs. Sioux Falls, July 12  
**Hit into Double Play:** 4, Fargo vs. Winnipeg, July 5

## Team Fielding Game Highs

**Putouts:** 42, St. Paul vs. Chicago, August 19  
**Assists:** 21, Sioux Falls vs. St. Paul, July 23  
**Errors:** 5, Winnipeg vs. Fargo-Moorhead, August 26  
**Passed Balls:** 3, Sioux Falls vs. St. Paul, July 4

## Team Pitching Game Highs

**Innings Pitched:** 14, St. Paul vs. Chicago, August 19  
**Hits Allowed:** 21, Winnipeg vs. St. Paul, July 14 and Sioux Falls vs. Fargo, August 22  
**Runs Allowed:** 17, Chicago vs. Sioux Falls, July 16  
**Home Runs Allowed:** 6, St. Paul vs. Sioux Falls, September 9  
**Strikeouts:** 23, Winnipeg vs. Milwaukee, September 10  
**Wild Pitches:** 4, Sioux Falls vs. St. Paul, July 21 and Chicago vs. Milwaukee, August 11  
**Walks:** 12, Sioux Falls vs. Chicago, July 16 and Sioux Falls vs. Chicago, August 1  
**Hit Batters:** 4, Chicago vs. Sioux Falls, August 2

## Individual Batting Game Highs

**At-Bats:** 7, several.  
**Hits:** 5, Chris China, St. Paul vs. Sioux Falls, July 21 and Dylan Kelly, Fargo vs. Winnipeg, August 28  
**Runs:** 4, Dario Pizzano, Winnipeg vs. Sioux Falls, August 16  
**RBI:** 5, Joey Terdoslavich, Chicago vs. Sioux Falls, August 1  
**Doubles:** 3, Darnell Sweeney, Winnipeg vs. St. Paul, July 16 and Chris China, St. Paul vs. Sioux Falls, August 27.  
**Triples:** 1, several.  
**Home Runs:** 2, several.  
**Total Bases:** 11, Jabari Henry, Sioux Falls vs. St. Paul, July 25  
**Walks:** 5, Joey Terdoslavich, Chicago vs. Sioux Falls, August 2  
**Strikeouts:** 5, Tony Rosselli, Chicago vs. Sioux Falls, July 16  
**Sacrifice Flies:** 2, several.  
**Stolen Bases:** 2, several.  
**Caught Stealing:** 1, several.  
**Hit By Pitch:** 2, Damek Tomscha, Sioux Falls vs. Chicago, July 16  
**Runners Left on Base:** 4, several.  
**Hit into Double Play:** 3, Dylan Kelly, Fargo vs. Sioux Falls, September 1

## Individual Fielding Game Highs

**Putouts:** 22, John Nester, Winnipeg vs. Milwaukee, September 10  
**Assists:** 9, Wes Darvill, Winnipeg vs. St. Paul, September 5  
**Errors:** 3, Damek Tomscha, Sioux Falls vs. Fargo, September 3  
**Passed Balls:** 3, Christ Conley, Milwaukee vs. Sioux Falls, August 6

## Individual Pitching Game Highs

**Hits Allowed:** 14, Tyler Herron, Sioux Falls vs. St. Paul, August 12  
**Runs Allowed:** 14, Frank Duncan, Winnipeg vs. Chicago, September 3  
**Strikeouts:** 13, Mike Devine, St. Paul vs. Winnipeg, September 6  
**Wild Pitches:** 3, Ryan Zimmerman, St. Paul vs. Chicago, August 22  
**Hit Batters:** 2, several.

**All-Time American Association Win-Loss Percentages**

Club (seasons)	W	L	Pct.	Playoffs	Titles
Wichita Wingnuts (11)	650	436	.599	8	1
Laredo Lemurs (5)	278	220	.558	3	1
Winnipeg Goldeyes (10)	528	431	.551	5	3
St. Paul Saints (15)	788	655	.546	7	1
Ft. Worth Cats (6)	305	266	.534	4	2
Fargo-Moorhead RedHawks (10)	509	450	.531	3	0
Gary SouthShore RailCats (9)	468	430	.521	3	1
Sioux City Explorers (14)	708	672	.513	5	0
Lincoln Saltdogs (14)	702	670	.512	6	1
Kansas City T-Bones (9)	455	433	.507	2	1
Chicago Dogs (3)	130	127	.506	0	0
Shreveport Sports/Captains (6)	278	295	.485	2	1
Pensacola Pelicans (5)	223	255	.467	2	0
Coastal Bend Aviators (2)	87	101	.463	0	0
Cleburne Railroaders (3)	137	162	.458	0	0
Joplin Blasters (2)	91	109	.455	0	0
Milwaukee Milkmen (2)	72	88	.450	1	1
Sioux Falls Canaries (15)	645	791	.4492	3	1
Amarillo Sox/Thunderheads (5)	224	275	.4489	0	0
Texas/Grand Prairie AirHogs (12)	517	669	.436	3	1
St. Joe Blacksnakes (2)	83	108	.435	0	0
El Paso Diablos (7)	328	445	.424	1	0

**GREATEST SEASON-TO-SEASON RECORD CHANGES**

Team	Seasons	From	To	Improvement
Sioux City	2014-2015	47-53	75-25	+ 28 games
St. Paul	2014-2015	48-52	74-26	+ 26 games
Sioux City	2017-2018	46-54	71-29	+ 25 games
Cleburne	2018-2019	33-66	57-43	+ 23.5 games
Sioux Falls	2009-2010	40-56	63-33	+ 23 games
El Paso	2006-2007	33-60	56-40	+ 21.5 games
Fargo-Moorhead	2011-2012	44-56	65-35	+ 21 games
Shreveport	2008-2009	26-68	48-48	+ 21 games

Team	Seasons	From	To	Decline
Sioux Falls	2010-2011	63-33	42-57	- 22.5 games
Winnipeg	2017-2018	62-38	41-59	- 21 games
Sioux City	2015-2016	75-25	54-46	- 21 games
Shreveport	2007-2008	47-48	26-68	- 20.5 games
Lincoln	2014-2015	54-46	34-66	- 20 games
Sioux Falls	2008-2009	60-36	40-56	- 20 games
Joplin	2015-2016	55-45	36-64	- 19 games
Gary	2018-2019	59-41	40-59	- 18.5 games
Fargo-Moorhead	2013-2014	62-38	43-56	- 18.5 games

# CHICAGO DOGS

2020 Record: 26-32, 6th place

9800 Balmoral Avenue  
Rosemont, IL 60018

Phone: (847) 260-2544

Web: TheChicagoDogs.com

Twitter: @TheChicagoDogs.

Facebook.com/TheChicagoDogs



**FRONT OFFICE**

**Owners:** Shawn Hunter, Steven Gluckstern.

**Chief Operating Officer:** Trish Zuro.

**Marketing Director:** Christine Reznicek.

**Corporate Partnerships:** Chris Lennon.

**Corporate Sales Manager:** Scott Foley.

**Senior Account Executives:** Jon Ryan, Mackenzie Thomas.

**Sales and Event Manager:** Evan Gersonde.

**Dir., Game Entertainment:** Pat Hunt.

**Media Relations:** Alexandra Jakubiak.

**Community Relations:** Daniela Barrios.

**Media Relations:** Sam Brief.

**Web Site/Photographer:** Matt Zuro.

**Director, Operations:** Kyle Lindquist.

**FIELD STAFF**

**Manager:** Butch Hobson.

**Pitching Coach:** Stu Cliburn.

**GAME-DAY INFORMATION**

**Stadium:** Impact Field.

**Year Built:** 2018. **Capacity:** 6,300.

**Outfield Dimensions:** 313-389-294.

**Broadcaster:** Sam Brief.

**Games Broadcast:** All.

**Webcast:** mixlr.com/chicago-dogs-baseball-network.

**Visiting Club Hotel:** Aloft Chicago O'Hare, 9700 Balmoral Ave., Rosemont, IL 60018.

**Telephone:** (847) 671-4444.

**2021 SCHEDULE**

**Standard home game times:** Mon-Tue-Wed-Fri-Sat 7:05, Thu 6:05, Sun 3:05.

**Exceptions:**

Monday, May 31: 1:05.

Wednesday, June 2 (DH): 4:05.

Wednesday, June 30: 11:35 a.m.

Friday, July 2: 6:05.

Sunday, July 4: 7:05.

**May**

Tue 18 - Thu 20

@ Kane County

Fri 21 - Sun 23

@ Winnipeg

Tue 25 - Thu 27

@ Fargo

**Fri 28 - Sun 30**

**Sioux City**

**Mon 31**

**Winnipeg**

**June**

**Wed 2**

**Winnipeg (DH)**

**Thu 3 - Sun 6**

**Gary**

Mon 7 - Thu 10

@ Sioux City

Fri 11 - Sun 13

@ Milwaukee

**Tue 15 - Thu 17**

**Fargo**

**Fri 18 - Sun 20**

**Gary**

Mon 21 - Wed 23

@ Fargo

**Thu 24 - Sun 27**

**Kane County**

**Tue 29 - Wed 30**

**Milwaukee**

**July**

**Thu 1**

**Milwaukee**

**Fri 2 - Sun 4**

**Houston**

Mon 5 - Wed 7

@ Gary

Fri 9 - Sun 11

@ Sioux Falls

**Tue 13 - Thu 15**

**Milwaukee**

**Fri 16 - Sun 18**

**Houston**

Tue 20 - Thu 22

@ Milwaukee

**Fri 23 - Sun 25**

**Cleburne**

**Tue 27 - Thu 29**

**Kane County**

Fri 30 - Sat 31

@ Kansas City

**August**

Sun 1

@ Kansas City

Mon 2 - Wed 4

@ Cleburne

**Fri 6 - Sun 8**

**Sioux Falls**

**Tue 10 - Thu 12**

**Winnipeg**

**Fri 13 - Sun 15**

**Kansas City**

Tue 17 - Thu 19

@ Lincoln

Fri 20 - Sun 22

@ Gary

**Mon 23 - Wed 25**

**Lincoln**

**Fri 27 - Sun 29**

**Fargo**

Tue 31

@ Winnipeg

**September**


Wed 1 - Thu 2

@ Winnipeg

Fri 3 - Mon 6

@ Kane County

**FIELD MANAGER - BUTCH HOBSON**



Butch Hobson returns to Chicago for his fourth season in 2021. He has more than 30 years of experience in major and minor league baseball, including three seasons as manager of the Boston Red Sox.

He is entering his 22nd season managing in independent baseball, having also spent time in the Atlantic, Can-Am and Texas-Louisiana Leagues, where he won championships in 2014, 2007 and 2000.

Hobson played in the bigs for Boston (1975-80), California (1981) and the New York Yankees (1982), belting 30 homers in 1977.

**Managerial History**

Year	Club	League	Affiliate	Level	Record	Finish	Playoffs
1987	Columbia	S. Atlantic	NYM	Low-A	64-75	10th/12	
1988	Columbia	S. Atlantic	NYM	Low-A	74-63	5th/12	
1989	New Britain	Eastern	BOS	AA	60-76	8th/8	
1990	New Britain	Eastern	BOS	AA	72-67	4th/8	Lost Finals
1991	Pawtucket	Int'l.	BOS	AAA	79-64	2nd/8	Lost Finals
1992	Boston	American		MLB	73-89	11th/14	
1993	Boston	American		MLB	80-82	9th/14	
1994	Boston	American		MLB	54-61		
1995	Mobile	Tex.-La.	--	Ind.	40-59	8th/8	
1996	Scranton	Int'l.	PHI	AAA	70-72	3rd/10	Lost Semis
1999	Sarasota	Fla. State	BOS	High-A	67-72	9th/14	
2000	Nashua	Atlantic	--	Ind.	82-58	T-1st/8	Lg. Champions
2001	Nashua	Atlantic	--	Ind.	68-58	3rd/8	Lost Semis
2002	Nashua	Atlantic	--	Ind.	54-71	7th/8	
2003	Nashua	Atlantic	--	Ind.	71-55	3rd/8	Lost Finals
2004	Nashua	Atlantic	--	Ind.	65-61	T-5th/8	Lost Semis
2005	Nashua	Atlantic	--	Ind.	78-62	T-3rd/8	Lost Finals
2006	Nashua	Can-Am	--	Ind.	40-48	7th/8	
2007	Nashua	Can-Am	--	Ind.	50-43	3rd/10	Lg. Champions
2008	So. Maryland	Atlantic	--	Ind.	74-66	T-1st/8	
2009	So. Maryland	Atlantic	--	Ind.	79-61	2nd/8	Lost Finals
2010	So. Maryland	Atlantic	--	Ind.	82-57	2nd/8	Lost Semis
2011	Lancaster	Atlantic	--	Ind.	69-56	3rd/8	Lost Semis
2012	Lancaster	Atlantic	--	Ind.	88-52	1st/8	Lost Finals
2013	Lancaster	Atlantic	--	Ind.	72-67	3rd/8	
2014	Lancaster	Atlantic	--	Ind.	81-59	2nd/8	Lg. Champions
2015	Lancaster	Atlantic	--	Ind.	75-65	3rd/8	Lost Semis
2016	Lancaster	Atlantic	--	Ind.	67-73	6th/8	
2017	Kane County	Midwest	ARI	Low-A	72-65	T-5th/16	Lost Quarters
2018	Chicago	Amer. Assoc.	--	Ind.	45-54	8th/12	
2019	Chicago	Amer. Assoc.	--	Ind.	59-41	3rd/12	
2020	Chicago	Amer. Assoc.	--	Ind.	26-32	6th/6	

**CHICAGO INDEPENDENT YEARLY RESULTS**

Year	League	W	L	Pct.	Place	Attendance	Manager
2018	Amer. Assoc.	45	54	.455	8th (12)	138,855	Butch Hobson
2019	Amer. Assoc.	59	41	.590	3rd (12)	166,672	Butch Hobson
2020	Amer. Assoc.	26	32	.448	6th (6)	35,179*	Butch Hobson

\* - 25 openings.

**2020 CHICAGO DOGS STATISTICS**

vs. Fargo-Moorhead: 3-6

vs. St. Paul: 3-3

vs. Winnipeg: 6-3

vs. Milwaukee: 10-14

vs. Sioux Falls: 4-6

Player	POS	AVG	G	AB	R	H	2B	3B	HR	RBI	BB	HBP	SO	SB	CS	DP	E
Allemand, Blake	IF	.263	57	209	32	55	14	2	6	30	28	4	35	6	0	2	10
Arroyo, Edwin	IF	.300	57	220	34	66	14	0	4	23	24	4	40	6	2	3	8
Crouse, Michael	OF	.262	58	221	42	58	9	2	10	30	41	1	78	20	5	2	2
Dugan, Kelly	OF	.192	8	26	3	5	0	0	2	3	3	2	6	0	0	1	0
Haug, Ryan	C	.209	16	43	9	9	3	0	0	4	9	7	8	0	1	2	1
Hobson, K.C.	IF	.226	58	212	32	48	7	1	8	43	27	1	37	2	2	4	3
Hope, Garrett	C	.155	23	71	9	11	4	0	2	5	6	2	31	0	1	4	1
Ladendorf, Tyler	IF	.223	55	206	33	46	8	1	13	38	21	1	51	6	0	4	9
Lidge, Ryan	C	.217	7	23	1	5	1	0	1	2	2	0	5	0	0	1	0
Milazzo, Brett	OF	.310	10	29	3	9	0	0	0	1	4	0	11	0	0	0	0
Moore, Logan	C	.299	20	67	10	20	4	0	4	9	11	1	19	0	0	1	1
Roache, Victor	OF	.221	58	226	36	50	6	0	16	34	15	1	88	2	1	6	2
Rosselli, Tony	OF	.204	15	49	4	10	2	0	1	4	9	0	20	0	0	1	0
Smith, Harrison	IF	.223	32	103	18	23	4	0	6	16	8	3	36	3	1	3	0
Terdoslavich, Joey	IF	.296	58	213	38	63	10	2	15	46	44	2	29	0	2	8	10

Pitcher	G	GS	CG	IP	H	R	ER	BB	SO	W	L	SV	2B	3B	ERA
Busfield, J.D.	12	9	1	48.2	45	37	36	15	37	4	3	0	10	1	6.66
Butler, Eddie	12	11	0	65.1	87	46	41	24	40	0	7	0	22	0	5.65
Callahan, Jamie	4	0	0	3.1	3	3	3	4	2	0	1	1	1	0	8.10
Choplick, Adam	20	0	0	19.0	21	11	9	4	31	1	2	5	6	0	4.26
Cousins, Jake	15	0	0	16.0	10	9	6	5	25	1	1	3	2	0	3.38
Crosby, Casey	24	0	0	23.2	29	23	22	31	32	0	1	0	6	0	8.37
Dahlberg, Jake	13	11	0	58.2	85	41	36	16	45	4	4	0	16	2	5.52
Dorminy, Tyler	11	11	0	62.0	61	28	25	16	62	7	1	0	16	0	3.63
Goossen-Brown, Ju.	8	1	0	14.0	13	8	8	6	9	0	1	1	3	1	5.14
Granitz, Garrett	8	0	0	7.0	16	7	5	0	3	1	0	0	0	0	6.43
Helsabeck, Wes	17	3	0	31.1	25	15	15	15	34	0	3	1	5	1	4.31
Miller, Jalen	29	0	0	37.0	27	18	16	16	52	4	3	0	8	0	3.89
Schwendel, Paul	23	0	0	26.1	32	17	17	10	33	0	1	1	4	0	5.81
Shuman, Scott	9	0	0	10.0	13	9	9	4	16	0	1	0	3	0	8.10
Smith, Harrison	8	0	0	7.0	3	3	3	4	4	0	0	0	0	0	3.86
Stout, Eric	3	3	0	13.1	16	14	14	5	8	1	1	0	1	1	9.45
Thompson, Jeff	1	0	0	1.1	2	4	3	2	2	0	0	0	0	1	20.25
Westphal, Luke	10	9	1	52.2	39	20	20	24	75	3	2	0	8	0	3.42

## CHICAGO SINGLE-SEASON RECORDS

## Batting Average

1. Edwin Arroyo, 2018	.325
2. Keon Barnum, 2019	.311
3. Victor Roache, 2019	.309
4. Olmedo-Barrera, '19	.3003
<b>5. Edwin Arroyo, 2020</b>	<b>.3000</b>

## Runs Scored

1. D. Olmedo-Barrera, '19	69
2. Keon Barnum, 2019	67
Victor Roache, 2019	67
4. Trey Vavra, 2019	66
5. Jordan Dean, 2019	61

## Hits

1. Edwin Arroyo, 2018	118
2. Keon Barnum, 2019	116
3. Victor Roache, 2019	112
4. Jordan Dean, 2019	110
Trey Vavra, 2018	110

## Doubles

1. D. Olmedo-Barrera, '19	30
2. Keon Barnum, 2019	26
Jordan Dean, 2019	26
4. Victor Roache, 2019	25
5. Trey Vavra, 2018	23

## Triples

1. D. Olmedo-Barrera, '19	6
2. Jonathan Moroney, 2019	5
3. Gustavo Pierre, 2019	4
Edwin Arroyo, 2018	4
Stephen Perez, 2018	4
Rubi Silva, 2018	4
Kenny Wilson, 2018	4

## Home Runs

1. Keon Barnum, 2019	31
2. Victor Roache, 2019	24
3. Trey Vavra, 2018	16
<b>4. J. Terdoslavich, 2020</b>	<b>15</b>
Jordan Dean, 2019	15

## All-time AA record - 3 seasons, 130-127, .506 winning pct.

Opponent	Record	Pct.	Opponent	Record	Pct.	Opponent	Record	Pct.
Cleburne	5-7	.417	Lincoln	3-5	.375	Sioux Falls	15-14	.517
Fargo	15-18	.455	Milwaukee	21-18	.539	Texas	6-6	.500
Gary	18-11	.621	St. Paul	14-17	.452	Wichita	5-2	.714
Kansas City	4-9	.308	Sioux City	6-5	.546	Winnipeg	18-15	.546

**Most wins vs. opponent, season:** 12, vs. Gary SouthShore, 2019

**Most losses vs. opponent, season:** 14, vs. Milwaukee, 2020

**Highest winning % vs. opponent, season (min. 7 games):** .857 (12-2), Gary, 2019

**Lowest winning % vs. opponent, season (min. 7 games):** .400 (6-9), Gary, 2018

## RBI

1. Keon Barnum, 2019	90
2. Victor Roache, 2019	79
3. Trey Vavra, 2018	65
4. Trey Vavra, 2019	56
5. Edwin Arroyo, 2019	55
Jordan Dean, 2019	55

## Stolen Bases

<b>1. Michael Crouse, 2020</b>	<b>20</b>
2. Gustavo Pierre, 2019	13
Kenny Wilson, 2018	13
4. Jordan Dean, 2019	12
5. D. Olmedo-Barrera, '19	10

## ERA

1. Tommy Thorpe, 2018	2.53
2. Luke Westphal, 2019	2.82
3. D.J. Snelten, 2019	3.12
<b>4. T. Dorminy, 2020</b>	<b>3.62</b>
5. Austin Wright, 2019	4.08

## Wins

1. Luke Westphal, 2019	11
2. Jake Dahlberg, 2019	9
<b>3. Thomas Dorminy, 2020</b>	<b>7</b>
D.J. Snelten, 2019	7
Austin Wright, 2019	7
J. Goossen-Brown, '18	7

## Losses

1. J. Goossen-Brown, '18	8
Connor Root, 2018	8
<b>3. Eddie Butler, 2020</b>	<b>7</b>
4. Jake Dahlberg, 2019	6
5. Trevor Simms, 2018	5
Jared Carkuff, 2018	5

## Saves

1. Kyle Halbohn, 2019	14
2. Taylor Grover, 2018	14
3. Kaohi Downing, 2018	13
<b>4. Adam Choplick, 2020</b>	<b>5</b>
5. Jo. Goossen-Brown, '19	4

## Games Pitched

1. Rich Mascheri, 2019	44
2. Taylor Grover, 2018	43
3. Kaohi Downing, 2018	39
4. Tommy Thorpe, 2018	38
5. Casey Crosby, 2019	36
Kyle Halbohn, 2019	36

## Innings Pitched

1. D.J. Snelten, 2019	118.1
2. J. Goossen-Brown, '18	116.2
3. Jake Dahlberg, 2019	110.1
4. Austin Wright, 2019	103.2
5. Luke Westphal, 2019	89.1

## Walks

1. Austin Wright, 2019	47
Scott Barnes, 2018	47
3. D.J. Snelten, 2019	43
4. J. Goossen-Brown, '18	38
5. Luke Westphal, 2019	35

## Strikeouts

1. Austin Wright, 2019	135
2. Luke Westphal, 2019	123
3. D.J. Snelten, 2019	112
4. Jake Dahlberg, 2019	100
<b>5. Luke Westphal, 2020</b>	<b>75</b>

## CHICAGO AMERICAN ASSOCIATION CAREER RECORDS

## Games - Position Player

1. Edwin Arroyo, 2018-20	240
2. Trey Vavra, 2018-19	190
3. Tony Rosselli, 2018-20	162
4. Victor Roache, 2019-20	155
5. Harrison Smith, 2019-20	100

## Batting Average (min. 300 at-bats)

1. Keon Barnum, 2019	.311
2. Edwin Arroyo, 2018-20	.306
3. David Olmedo-Barrera, 2019	.300
4. Jordan Dean, 2019	.296
5. Trey Vavra, 2018-19	.290

## Runs Scored

1. Edwin Arroyo, 2018-20	148
2. Trey Vavra, 2018-19	107
3. Victor Roache, 2019-20	103
4. Tony Rosselli, 2018-20	79
5. David Olmedo-Barrera, 2019	69

## Hits

1. Edwin Arroyo, 2018-20	288
2. Trey Vavra, 2018-19	205
3. Victor Roache, 2019-20	162
4. Tony Rosselli, 2018-20	142
5. Keon Barnum, 2019	116

## Doubles

1. Edwin Arroyo, 2018-20	51
2. Trey Vavra, 2018-19	39
3. Victor Roache, 2019-20	31
4. David Olmedo-Barrera, 2019	30
5. Keon Barnum, 2019	26
Jordan Dean, 2019	26

## Home Runs

1. Victor Roache, 2019-20	40
2. Keon Barnum, 2019	31
3. Trey Vavra, 2018-19	23
4. Tony Rosselli, 2018-20	21
5. Jordan Dean, 2019	15

## RBI

1. Trey Vavra, 2018-19	121
2. Edwin Arroyo, 2018-20	113
Victor Roache, 2019-20	113
4. Keon Barnum, 2019	90
5. Tony Rosselli, 2018-20	73

## Stolen Bases

1. Michael Crouse, 2020	20
2. Edwin Arroyo, 2018-20	16
3. Gustavo Pierre, 2019	13
Kenny Wilson, 2018	13
5. Jordan Dean, 2019	12
Trey Vavra, 2018-19	12

## Games - Pitcher

1. Rich Mascheri, 2018-19	76
2. Casey Crosby, 2019-20	60
3. Brandon Shimo, 2018-19	47
4. Taylor Grover, 2018	43
5. Josh Goossen-Brown, 2018-19	42

## ERA (minimum 100 innings pitched)

1. Rich Mascheri, 2018-19	2.42
2. Luke Westphal, 2019-20	3.04
3. D.J. Snelten, 2019	3.12
4. Austin Wright, 2019	4.08
5. Jake Dahlberg, 2019-20	4.85

## Wins

1. Luke Westphal, 2019-20	14
2. Jake Dahlberg, 2019-20	13
3. Rich Mascheri, 2018-19	10
4. Josh Goossen-Brown, 2018-19	9
5. Thomas Dorminy, 2020	7
Austin Wright, 2019	7

## Losses

1. Josh Goossen-Brown, 2018-19	11
2. Jake Dahlberg, 2019-20	10
3. Trevor Simms, 2018-19	9
4. Austin Wright, 2019	8
5. Connor Root, 2018	8

## Games Started

1. Jake Dahlberg, 2019-20	29
2. Luke Westphal, 2019-20	26
3. Josh Goossen-Brown, 2018-19	20
D.J. Snelten, 2019	20
Austin Wright, 2019	20

## Innings Pitched

1. Jake Dahlberg, 2019-20	169.0
2. Josh Goossen-Brown, 2018-19	143.0
3. Luke Westphal, 2019-20	142.0
4. D.J. Snelten, 2019	118.1
5. Rich Mascheri, 2018-19	111.2

## Saves

1. Taylor Grover, 2018	14
Kyle Halbohn, 2019	14
3. Kaohi Downing, 2018	13
4. Adam Choplick, 2020	5
5. Josh Goossen-Brown, 2018-19	4

## Strikeouts

1. Luke Westphal, 2019-20	198
2. Jake Dahlberg, 2019-20	145
3. Austin Wright, 2019	135
4. Rich Mascheri, 2018-19	117
5. D.J. Snelten, 2019	112

# CLEBURNE RAILROADERS

2020: Did not play

1906 Brazzle Boulevard  
Cleburne, TX 76033  
**Phone:** (210) 845-2797.  
**Web:** RailroaderBaseball.com.  
**Twitter:** @CRRBaseball.  
**Facebook.com:** CleburneRailroaderBaseball.



## FRONT OFFICE

**Owner/General Manager:** John Junker. **Press Box Manager:** Justin Terry.  
**Owner:** Daryn Eudaly. **Ticket Office Manager:** Hollie Bunn.  
**Director, Baseball Ops:** Josh Robertson. **Dir., Media Relations:** Brad Allred.  
**Director, Business Ops:** Bill Adams. **Mgr., Media Relations:** Denning Gerig.  
**Director, Sales:** David Kirk.

## FIELD STAFF

**Manager:** Mike Jeffcoat. **Hitting Coach:** Logan Watkins.

## GAME-DAY INFORMATION

**Stadium:** The Depot at Cleburne Station. **Broadcaster:** Brad Allred and Denning Gerig.  
**Year Constructed:** 2017. **Games Broadcast:** All.  
**Capacity:** 3,750. **Webcast:** railroaderbaseball.com.  
**Outfield Dimensions:** 355-429-355.  
**Visiting Club Hotel:** Liberty Hotel, 205 South Caddo Street, Cleburne, TX 76031.  
**Telephone:** (817) 556-3700.

## FIELD MANAGER - MIKE JEFFCOAT



Mike Jeffcoat enters his first season as Railroaders manager in 2021. Jeffcoat served as the Railroaders pitching coach during the 2019 season, his first with the club. Under his direction, Cleburne's pitching staff ranked among the league-leaders in several major categories, including a 3.90 team ERA that finished second on the circuit.

Jeffcoat brings a wealth of experience to the Railroaders as both a player and coach. The native of Pine Bluff, Ark., pitched in 255 games over ten MLB seasons with Cleveland, San Francisco, Texas and Florida between 1983 and 1994.

Prior to Cleburne, Jeffcoat spent 16 seasons as head coach at Texas Wesleyan, where he built the Rams into one of the most consistently successful programs in the NAIA. With more than 500 career victories, Jeffcoat is the all-time winningest coach in Texas Wesleyan history, including eight appearances in the Regional/NAIA National Championship Opening Round Tournament.

## Managerial History

Year	Club	League	Affiliate	Level	Record	Finish	Playoffs
------	------	--------	-----------	-------	--------	--------	----------

First professional season as manager

## 2021 SCHEDULE

### Standard home game times:

Mon-Sat 7:06, Sun 6:00.

### Exceptions:

Monday, September 6: 1:00.

### May

**Tue 18 - Thu 20** Fargo  
**Fri 21 - Sun 23** Lincoln  
Tue 25 - Thu 27 @ Lincoln  
Fri 28 - Sun 30 @ Kansas City

### June

**Tue 1 - Thu 3** Houston  
**Fri 4 - Sun 6** Kansas City  
Tue 8 - Thu 10 @ Sioux Falls  
Fri 11 - Sun 13 @ Fargo  
**Tue 15 - Thu 17** Winnipeg  
**Fri 18 - Sun 20** Houston  
Tue 22 - Thu 24 @ Winnipeg  
Fri 25 - Sun 27 @ Sioux City  
**Tue 29 - Wed 30** Lincoln

### July

**Thu 1** Lincoln  
**Fri 2 - Sun 4** Sioux Falls  
Tue 6 - Thu 8 @ Milwaukee  
Fri 9 - Sun 11 @ Kane County  
**Tue 13 - Thu 15** Kane County  
**Fri 16 - Sun 18** Sioux City  
Tue 20 - Thu 22 @ Gary  
Fri 23 - Sun 25 @ Chicago  
**Tue 27 - Thu 29** Gary  
**Fri 30 - Sat 31** Houston

### August

**Sun 1** Houston  
**Mon 2 - Wed 4** Chicago  
Thu 5 - Sun 8 @ Kansas City  
Tue 10 - Thu 12 @ Sioux Falls  
Fri 13 - Sun 15 @ Sioux City  
**Tue 17 - Thu 19** Milwaukee  
**Fri 20 - Sun 22** Sioux City  
**Mon 23 - Wed 25** Sioux Falls  
Thu 26 - Sun 29 @ Lincoln  
**Mon 30 - Tue 31** Houston

### September

**Wed 1 - Thu 2** Houston  
**Fri 3 - Mon 6** Kansas City

## CLEBURNE INDEPENDENT YEARLY RESULTS

Year	League	W	L	Pct.	Place	Attendance	Manager
2017	Amer. Assoc.	47	53	.470	8th (12)	103,264	Gabe Suarez
2018	Amer. Assoc.	33	66	.333	11th (12)	64,226	Gabe Suarez
2019	Amer. Assoc.	57	43	.570	T-5th (12)	78,624	Brent Clevlen



**CLEBURNE INDEPENDENT SINGLE-SEASON RECORDS**

**Batting Average**

1. D. Robertson, 2019	.339
2. Zach Nehrir, 2019	.285
3. Mitch Glasser, 2017	.282
4. Grant Buck, 2019	.280
5. John Nester, 2019	.277

**Runs Scored**

1. D Robertson, 2019	73
2. Zach Nehrir, 2019	71
3. Mitch Glasser, 2017	70
4. Chase Simpson, 2019	64
5. Maikol Gonzalez, 2017	63

**Hits**

1. Zach Nehrir, 2019	109
2. Maikol Gonzalez, 2017	102
3. Chase Simpson, 2019	99
4. D. Robertson, 2019	98
Mitch Glasser, 2017	98
Geraldo Valentin, 2017	98

**Doubles**

1. Zach Nehrir, 2019	34
2. Chase Simpson, 2019	32
3. John Nester, 2019	23
4. Levi Scott, 2018	23
5. Geraldo Valentin, 2017	22

**Triples**

1. Nate Rotola, 2019	6
2. Zach Nehrir, 2019	4
K.C. Huth, 2017	4
Nick Van Stratten, 2017	4
3. Hunter Clanin, 2019	3
Logan Trowbridge, 2019	3
K.C. Huth, 2018	3
Mitch Glasser, 2017	3

**Home Runs**

1. Chase Simpson, 2019	20
2. John Nester, 2019	16
3. Levi Scott, 2018	15
4. Angel Rosa, 2018	14
5. Hunter Clanin, 2019	12
Zach Nehrir, 2019	12
Cameron Monger, 2018	12

**RBI**

1. Chase Simpson, 2019	93
2. Geraldo Valentin, 2017	69
3. John Nester, 2019	63
4. Zach Nehrir, 2019	60
5. Levi Scott, 2018	55

**Stolen Bases**

1. Maikol Gonzalez, 2017	30
2. D. Robertson, 2019	21
3. Cameron Monger, 2018	20
4. Nate Rotola, 2019	19
5. Mitch Glasser, 2017	18

**ERA**

1. Michael Gunn, 2019	3.12
2. Jesus Sanchez, 2019	3.31
3. Patrick Mincey, 2017	3.33
4. A. Rodriguez, 2017	3.39
5. Charlie Gillies, 2019	3.54

**Wins**

1. Jesus Sanchez, 2019	10
Patrick Mincey, 2017	10
3. Eudis Idrogo, 2019	9
4. Stephen Johnson, 2019	8
5. Charlie Gillies, 2019	6

**Losses**

1. Patrick Mincey, 2018	9
2. Michael Gunn, 2018	8
3. Levi Scott, 2018	8
4. Charlie Gillies, 2019	7
Roman Gomez, 2018	7
Alberto Rodriguez, 2017	7

**Saves**

1. Winston Abreu, 2017	25
2. Tyler Wilson, 2019	24
3. Shawn Blackwell, 2018	13
4. Martire Garcia, 2019	2
5. Five tied with	1

**Games Pitched**

1. Shawn Blackwell, 2018	50
2. Braden Pearson, 2019	45
3. Will Mathis, 2018	43
4. Tyler Wilson, 2019	41
5. Winston Abreu, 2017	40

**Innings Pitched**

1. Patrick Mincey, 2017	138.0
2. J. Sanchez, 2019	127.2
3. Patrick Mincey, 2018	120.2
4. Eudis Idrogo, 2019	113.0
5. Charlie Gillies, 2019	109.1

**Walks**

1. Patrick Young, 2018	57
2. Michael Gunn, 2018	53
3. A. Rodriguez, 2017	51
4. J. Mortensen, 2018	47
5. Eudis Idrogo, 2019	42

**Strikeouts**

1. Eudis Idrogo, 2019	102
2. Jared Mortensen, 2018	96
3. A. Rodriguez, 2017	95
4. Charlie Gillies, 2019	89
5. Patrick Mincey, 2017	81

**All-time AA record - 3 seasons, 137-162, .458 winning pct.**

Opponent	Record	Pct.	Opponent	Record	Pct.	Opponent	Record	Pct.
Chicago	7-5	.500	Milwaukee	4-2	.667	Sioux Falls	12-12	.182
Fargo	7-11	.333	St. Paul	10-9	.462	Texas	27-15	.655
Gary	5-11	.100	Salina	13-7	.650	Wichita	8-21	.276
Kansas City	7-22	.235	Sioux City	9-19	.267	Winnipeg	9-7	.563
Lincoln	19-21	.370						

**Most wins vs. opponent, season:** 12, vs. Texas, 2017 and Sioux Falls, 2019.

**Most losses vs. opponent, season:** 12, vs. Wichita, 2018.

**Highest winning % vs. opponent, season (min. 7 games):** .800 (12-3), Sioux Falls, 2019.

**Lowest winning % vs. opponent, season (min. 7 games):** .000 (0-7), Gary, 2017.

**CLEBURNE AMERICAN ASSOCIATION CAREER RECORDS**

**Games - Position Player**

1. K.C. Huth, 2017-19	266
2. Alex Polston, 2017-18	160
3. Chase Simpson, 2018-19	124
4. Maikol Gonzalez, 2017	100
Axel Johnson, 2017-18	100

**Batting Average (min. 300 at-bats)**

1. Zach Nehrir, 2019	.285
2. Mitch Glasser, 2017	.282
3. John Nester, 2019	.277
4. Chase Simpson, 2018-19	.274
5. Trevor Sealey, 2018	.267

**Runs Scored**

1. K.C. Huth, 2017-19	110
2. Chase Simpson, 2018-19	75
3. Daniel Robertson, 2019	73
4. Zach Nehrir, 2019	71
5. Mitch Glasser, 2017	70

**Hits**

1. K.C. Huth, 2017-19	236
2. Chase Simpson, 2018-19	124
3. Zach Nehrir, 2019	109
4. Maikol Gonzalez, 2017	102
5. Alex Polston, 2017-18	100

**Doubles**

1. Chase Simpson, 2018-19	39
2. Zach Nehrir, 2019	34
3. K.C. Huth, 2017-19	29
4. John Nester, 2019	23
Levi Scott, 2018-19	23

**Home Runs**

1. Chase Simpson, 2018-19	22
2. Angel Rosa, 2018-19	17
3. John Nester, 2019	16
Levi Scott, 2018-19	16
5. Hunter Clanin, 2018-19	14

**RBI**

1. Chase Simpson, 2018-19	102
2. K.C. Huth, 2017-19	99
3. Geraldo Valentin, 2017	69
4. John Nester, 2019	63
5. Zach Nehrir, 2019	60

**Stolen Bases**

1. K.C. Huth, 2017-19	30
Maikol Gonzalez, 2017	30
3. Daniel Robertson, 2019	21
4. Cameron Monger, 2018	20
5. Nick Rotola, 2019	19

**Games - Pitcher**

1. Tyler Wilson, 2018-19	57
2. Will Mathis, 2017-18	54
3. Cortland Cox, 2017-18	53
4. Shawn Blackwell, 2018	50
5. Jesus Sanchez, 2018-19	46

**ERA (minimum 100 innings pitched)**

1. Jesus Sanchez, 2018-19	3.42
2. Charlie Gillies, 2019	3.55
3. Jared Mortensen, 2018	4.01
4. Patrick Mincey, 2017-18	4.39
5. Eudis Idrogo, 2019	4.46

**Wins**

1. Patrick Mincey, 2017-18	13
2. Jesus Sanchez, 2018-19	12
3. Eudis Idrogo, 2019	9
4. Michael Gunn, 2018-19	8
Josh Hodges, 2017-18	8
Stephen Johnson, 2019	8

**Losses**

1. Patrick Mincey, 2017-18	17
2. Dylan Mouzakes, 2017-18	12
3. Michael Gunn, 2018-19	8
Josh Hodges, 2017-18	8
5. Four tied with	7

**Games Started**

1. Patrick Mincey, 2017-18	41
2. Michael Gunn, 2018-19	29
3. Dylan Mouzakes, 2017-18	28
4. Jesus Sanchez, 2018-19	23
5. Eudis Idrogo, 2019	21

**Innings Pitched**

1. Patrick Mincey, 2017-18	258.2
2. Jesus Sanchez, 2018-19	171.2
3. Michael Gunn, 2018-19	165.0
4. Dylan Mouzakes, 2017-18	162.0
5. Josh Hodges, 2017-18	121.2

**Saves**

1. Winston Abreu, 2017	25
Tyler Wilson, 2018-19	25
3. Shawn Blackwell, 2018	13
4. Martire Garcia, 2019	2
5. Four tied with	1

**Strikeouts**

1. Patrick Mincey, 2017-18	151
2. Dylan Mouzakes, 2017-18	142
3. Jesus Sanchez, 2018-19	127
4. Michael Gunn, 2018-19	124
5. Eudis Idrogo, 2019	102

# FARGO-MOORHEAD REDHAWKS

2020 Results: 28-32, 5th place

1515 15th Avenue North, Fargo, ND 58102.

**Phone:** (701) 235-6161.

**Web:** FMRedhawks.com.

**Twitter:** @FMRedhawks.

**Facebook.com/FMRedhawks.**



## FRONT OFFICE

**Operated by:** Fargo Baseball, LLC.  
**Chairman of the Board:** Bruce Thom.  
**President/CEO:** Brad Thom.  
**V.P. Finance:** Rick Larson.  
**General Manager:** Matt Rau.

**Assistant G.M.:** Karl Hoiuim.  
**Dir., Communications:** Chad Ekren.  
**Group Sales:** Cole Milberger.  
**Merch/Community:** Ashley McCoy.  
**Dir., Stadium Ops:** Tom Drietz.

## FIELD STAFF

**Manager:** Chris Coste. **Coaches:** Robbie Lopez, Anthony Renz.

## GAME-DAY INFORMATION

**Stadium:** Newman Outdoor Field. **Broadcaster:** Jack Michaels.  
**Year Constructed:** 1996. **Capacity:** 4,172. **Games Broadcast:** All.  
**Outfield Dimensions:** 314-408-318. **Outlets:** KVOX-740 AM/107.3-FM/740thefan.com.

**Visiting Club Hotel:** Holiday Inn, 3803 13th Avenue South, Fargo, ND 58103.  
**Phone:** (701) 277-7312. **Fax:** (701) 281-9729. **Web:** FargoHI.com.

## FIELD MANAGER - CHRIS COSTE



One of the best-known players in independent baseball history, Chris Coste enters his second season as RedHawks manager after spending the previous two seasons as hitting coach and the 2014-19 campaigns coaching Concordia (Minn.) College.

After 12 seasons in independent and minor league baseball, the Fargo native reached the majors at the age of 33 and played parts of four seasons with Philadelphia and Houston from 2006-09, earning a World Series ring with the Phillies in 2008.

Coste played for the RedHawks from 1996 to 1999, hitting .322 in 355 games, being named a league all-star in each of the final three seasons and leading the team to the 1998 Northern League championship.

## Managerial History

Year	Club	League	Affiliate	Level	Record	Finish	Playoffs
2020	Fargo-Moorhead	Amer. Assoc.	--	Ind.	28-32	5th/6	

## PLAYOFF HISTORY

Year	Round	Opponent	Result	Year	Round	Opponent	Result
1996	Semis	Winnipeg	W 2-1	2005	Semis	Lincoln	W 3-1
	Finals	St. Paul	L 3-0		Finals	Gary	L 3-2
1997	Semis	Winnipeg	L 3-2	2006	Semis	Winnipeg	W 3-2
1998	Semis	Winnipeg	W 3-1		Finals	<b>Gary</b>	<b>W 3-1</b>
	Finals	<b>St. Paul</b>	<b>W 3-0</b>	2007	Semis	Calgary	L 3-0
1999	Quarters	Schaumburg	W 3-0	2008	Semis	Kansas City	L 3-0
	Semis	Winnipeg	L 3-0	2009	Semis	Winnipeg	W 3-2
2000	Quarters	Winnipeg	W 3-0		Finals	<b>Gary</b>	<b>W 3-1</b>
	Semis	Duluth-Superior	L 3-0	2010	Semis	Gary	W 3-0
2001	Quarters	Winnipeg	L 3-2		Finals	<b>Kansas City</b>	<b>W 3-0</b>
2003	Semis	Schaumburg	W 3-2	2012	Semis	Winnipeg	L 3-0
	Finals	<b>Winnipeg</b>	<b>W 3-1</b>	2013	Semis	Gary	L 3-1
2004	Semis	St. Paul	L 3-1	2019	Semis	St. Paul	L 3-2

## 2021 SCHEDULE

### Standard home game times:

Mon-Fri 7:02, Sat 6:00, Sun 1:00.

### Exceptions:

Thursday, June 10: 12:30  
 Thursday, July 1: 12:30  
 Thursday, July 29: 12:30  
 Thursday, August 19: 12:30

### May

Tue 18 - Thu 20 @ Cleburne  
 Fri 21 - Sun 23 @ Kansas City  
**Tue 25 - Thu 27 Chicago**  
**Fri 28 - Sun 30 Houston**  
 Mon 31 @ Gary (DH)

### June

Wed 2 @ Gary  
 Fri 4 - Sun 6 @ Kane County  
**Mon 7 - Thu 10 Milwaukee**  
**Fri 11 - Sun 13 Cleburne**  
 Tue 15 - Thu 17 @ Chicago  
**Fri 18 - Sun 20 Sioux Falls**  
**Mon 21 - Wed 23 Chicago**  
 Fri 25 - Sun 27 @ Milwaukee  
**Mon 28 - Wed 30 Winnipeg**

### July

**Thu 1 Winnipeg**  
**Fri 2 - Sun 4 Milwaukee**  
 Tue 6 - Thu 8 @ Winnipeg  
 Fri 9 - Sun 11 @ Lincoln  
**Tue 13 - Thu 15 Gary**  
**Fri 16 - Mon 19 Winnipeg**  
 Tue 20 - Thu 22 @ Kane County  
 Fri 23 - Sun 25 @ Gary  
**Tue 27 - Thu 29 Lincoln**  
 Fri 30 - Sat 31 @ Milwaukee

### August

Sun 1 @ Milwaukee  
**Mon 2 - Wed 4 Kansas City**  
 Fri 6 - Sun 8 @ Sioux City  
**Tue 10 - Thu 12 Kane County**  
 Fri 13 - Sun 15 @ Sioux Falls  
**Tue 17 - Thu 19 Kane County**  
**Fri 20 - Sun 22 Houston**  
**Tue 24 - Thu 26 Gary**  
 Fri 27 - Sun 29 @ Chicago  
**Tue 31 Sioux City**

### September

**Wed 1 - Thu 2 Sioux City**  
 Fri 3 - Mon 6 @ Winnipeg

## FARGO-MOORHEAD INDEPENDENT YEARLY RESULTS

Year	League	W	L	Pct.	Place	Attendance	Manager
1996	Northern	53	31	.631	1st (8)	155,052	Doug Simunic
1997	Northern	47	37	.560	3rd (8)	179,880	Doug Simunic
1998	Northern	64	21	.753	1st (8)	182,938	Doug Simunic
1999	Northern	50	35	.588	2nd (8)	179,919	Doug Simunic
2000	Northern	53	33	.616	1st (8)	175,818	Doug Simunic
2001	Northern	51	39	.567	4th (8)	185,288	Doug Simunic
2002	Northern	52	37	.584	4th (10)	193,364	Doug Simunic
2003	Northern	62	28	.689	1st (10)	178,370	Doug Simunic
2004	Northern	55	41	.573	4th (10)	179,665	Doug Simunic
2005	Northern	68	27	.716	1st (12)	181,829	Doug Simunic
2006	Northern	63	33	.656	1st (8)	171,877	Doug Simunic
2007	Northern	57	38	.600	2nd (8)	170,122	Doug Simunic
2008	Northern	62	34	.646	1st (6)	177,900	Doug Simunic
2009	Northern	53	42	.558	3rd (6)	181,872	Doug Simunic
2010	Northern	61	39	.610	1st (8)	181,145	Doug Simunic
2011	American Association	44	56	.440	T-11th (14)	175,918	Doug Simunic
2012	American Association	65	35	.650	1st (13)	187,438	Doug Simunic
2013	American Association	62	38	.620	2nd (13)	186,091	Doug Simunic
2014	American Association	43	56	.434	9th (12)	186,306	Doug Simunic
2015	American Association	44	56	.440	10th (13)	187,099	Doug Simunic
2016	American Association	52	48	.520	T-6th (12)	180,345	Doug Simunic
2017	American Association	57	43	.570	T-4th (12)	176,086	D. Simunic/M. Schlact
2018	American Association	51	49	.510	7th (12)	166,717	Michael Schlact
2019	American Association	63	37	.630	2nd (12)	161,857	Jim Bennett
2020	American Association	28	32	.467	5th (6)	33,506*	Chris Coste

\* - 26 openings.

**2020 FARGO-MOORHEAD REDHAWKS STATISTICS**

**vs. Chicago: 6-3**                      **vs. St. Paul: 4-5**                      **vs. Winnipeg: 11-13**  
**vs. Milwaukee: 3-6**                      **vs. Sioux Falls: 4-5**

Player	POS	AVG	G	AB	R	H	2B	3B	HR	RBI	BB	HBP	SO	SB	CS	DP	E
Allday, Forrest	OF	.310	32	126	27	39	2	0	8	19	12	5	20	0	0	2	3
Boxwell, Alex	OF	.246	34	118	17	29	8	0	4	10	4	2	35	3	2	0	0
Crosby, Alex	IF	.185	8	27	3	5	2	0	0	1	2	0	4	0	0	4	0
Culver, Cito	IF	.258	10	31	3	8	4	0	0	5	4	0	11	0	0	1	4
Dexter, Sam	IF	.309	22	81	11	25	9	0	2	13	4	1	13	0	1	3	2
Grant-Parks, Blake	C	.244	15	41	2	10	0	0	2	6	4	2	6	0	0	3	3
Hair, Trey	IF	.254	38	138	16	35	10	0	2	16	9	3	28	4	2	4	5
Ibarra, Christian	IF	.268	58	194	22	52	9	2	3	25	28	5	39	2	2	5	8
Kahle, Nick	C	.232	21	56	6	13	3	0	1	2	4	0	16	0	1	3	6
Kelly, Dylan	C	.336	40	140	15	47	7	0	5	21	5	1	18	1	3	8	3
Metzger, Brennan	OF	.252	60	226	43	57	12	2	5	19	44	6	59	3	4	3	2
Patterson, Jordan	OF	.122	13	41	2	5	1	1	0	0	0	2	11	0	0	3	0
Pina, Leobaldo	IF	.275	60	236	23	65	6	0	6	32	13	2	46	3	3	7	11
Pizzano, Dario	OF	.286	30	112	15	32	8	0	1	15	15	1	15	0	0	3	0
Prime, Correlle	IF	.335	60	248	37	83	8	1	4	31	12	1	42	7	0	8	2
Ward, Drew	IF	.335	58	218	42	73	14	0	17	45	23	4	63	1	0	5	6

Pitcher	G	GS	CG	IP	H	R	ER	BB	SO	W	L	SV	2B	3B	ERA
Anderson, John	10	7	1	53.1	53	22	17	14	49	2	2	0	6	1	2.87
Beggs, Dustin	2	2	0	10.2	16	13	11	7	5	0	2	0	3	0	9.28
Cosart, Jake	8	0	0	8.0	12	5	5	7	10	0	0	0	1	0	5.63
Coshow, Cale	5	3	0	4.0	6	6	5	2	2	0	1	0	0	1	11.25
Flores, Ryan	16	0	0	26.0	19	16	13	21	34	0	2	0	2	0	4.50
Hagens, Bradin	12	11	0	60.1	48	27	23	22	64	4	3	0	10	0	3.43
Helton, Bret	17	3	0	39.0	33	21	15	19	32	4	3	1	5	1	3.46
Jones, Brent	16	1	0	23.2	27	11	7	14	21	1	1	0	3	0	2.66
Kiest, Tanner	5	0	0	4.1	9	12	10	9	4	0	0	0	1	0	20.77
McGovern, Kevin	4	3	0	15.0	14	11	10	6	15	1	1	0	3	2	6.00
Osnowitz, Mitchell	17	0	0	16.2	19	17	16	8	20	1	2	9	4	0	8.64
Pike, Tyler	12	12	0	69.2	76	38	30	31	87	4	5	0	12	2	3.88
Sigman, Jackson	1	0	0	2.0	6	5	5	1	4	0	0	0	0	0	22.50
Strahm, Ben	1	0	0	1.2	2	4	4	3	1	0	0	0	0	0	21.60
Thurston, Ryan	16	1	0	19.0	25	14	12	8	29	1	2	0	6	0	5.68
Tomshaw, Matt	12	11	3	80.1	69	27	24	15	62	5	3	0	12	0	2.69
Williams, Ryan	12	6	0	64.1	58	30	28	12	35	4	3	1	13	0	3.92
Wilson, Tyler	15	0	0	13.2	8	7	7	9	16	1	2	2	1	0	4.61

**FARGO-MOORHEAD INDEPENDENT SINGLE-SEASON RECORDS**

Batting Average	Home Runs	Losses
1. Ruben Salazar, 2008 .378	1. J. Hoorelbeke, 2010 29	1. Jake Laber, 2014 11
2. Joe Mathis, 2006 .359	2. Darryl Motley, 1996 26	Taylor Stanton, 2014 11
3. Darryl Motley, 1996 .346	3. Clyde Williams, 2005 24	3. Brandon Mann, 2015 10
4. J. Piepkorn, 2009 .339	4. Ricky Freeman, 2000 23	4. Trey McNutt, 2018 8
5. Richard Austin, 2005 .337	5. Eric Campbell, 2010 22	Justin Fletschock, 2001 8
	Darryl Motley, 1997 22	

Runs Scored	RBI	Saves
1. Zach Penprase, 2009 100	1. Darryl Motley, 1996 103	1. Tom Boleska, 2012 29
2. Zach Penprase, 2012 95	2. Nic Jackson, 2009 97	2. Geoff Broussard, 2019 28
Joe Mathis, 2006 95	3. Nic Jackson, 2012 89	3. George Schmidt, 2000 23
4. Chad Akers, 1996 84	4. Ryan Delgado, 2012 86	4. Nate Cotton, 2008 22
5. Johnny Knott, 1996 82	5. Ricky Freeman, 2000 83	Nate Cotton, 2007 22
Byron Jeffcoat, 2004 82		

Hits	Stolen Bases
1. Joe Mathis, 2006 142	1. Zach Penprase, 2012 47
2. Keury De La Cruz, 2016 137	2. Zach Penprase, 2009 45
3. Mike Coles, 2010 131	3. Zach Penprase, 2010 41
4. Tim Colwell, 2019 130	4. Zach Penprase, 2013 40
5. Nic Jackson, 2012 125	Jason Fitzgerald, 2004 40

Doubles	ERA
1. Joe Mathis, 2006 42	1. C. Hoorelbeke, 2010 1.84
2. C.J. Retherford, 2014 40	2. Jeff Bittiger, 1998 1.94
3. Chad Mazingo, 2015 34	3. Tyler Alexander, 2017 2.06
4. Keury De La Cruz, 2016 32	4. Taft Cable, 2005 2.30
Carlo Cota, 2011 32	5. J. Flsetschock, 2002 2.42

Triples	Wins
1. Brennan Metzger, 2019 9	1. Brandon Culp, 2005 14
Joe Mathis, 2003 9	2. Dane Renkert, 2007 13
3. Ryan Pineda, 2016 8	Joe Sergent, 2005 13
Justin Justice, 2009 8	4. Tyler Alexander, 2016 12
Joe Mathis, 2007 8	Tyler Herron, 2012 12
	Jeff Bittiger, 1998 12

Innings Pitched	Walks
1. T Alexander, 2017 148.0	1. Brett Lawson, 2008 71
2. Brandon Mann, 2015 143.2	2. Brian Ernst, 2014 68
3. T. Alexander, 2016 143.1	Tim Smith, 1997 68
4. Jake Laber, 2011 139.1	4. Tyler Herron, 2015 64
5. Gino Caruso, 1997 133.1	Jeff Isom, 1997 64

Strikeouts
1. Tyler Alexander, 2017 167
2. Brandon Mann, 2015 157
3. Tyler Alexander, 2016 156
4. Gino Caruso, 1997 132
5. Trey McNutt, 2018 130

**All-time AA record - 10 seasons, 509-450, .531 winning pct.**

Opponent	Record	Pct.	Opponent	Record	Pct.	Opponent	Record	Pct.
Amarillo	7-5	.583	Lincoln	46-27	.630	Salina	3-0	1.000
Chicago	18-15	.546	Milwaukee	10-3	.769	Sioux City	47-34	.580
Cleburne	11-7	.611	Newark	3-0	1.000	Sioux Falls	73-42	.635
El Paso	5-2	.714	New Jersey	7-5	.583	Texas/G.P.	20-9	.670
Gary	42-52	.447	Ottawa	2-1	.667	Trois-Rivieres	3-3	.500
Joplin	2-5	.286	Quebec	1-2	.333	Wichita	17-30	.362
Kansas City	41-30	.578	Rockland	8-8	.500	Winnipeg	78-77	.503
Laredo	7-15	.318	St. Paul	51-70	.422			

**Most wins vs. opponent, season:** 12, vs. Winnipeg, 2012.  
**Most losses vs. opponent, season:** 13, vs. Winnipeg, 2011 and Winnipeg, 2020.  
**Highest winning % vs. opp't, season (min. 7 games):** 1.000 vs. LIN (9-0), 2012 and SF (7-0), 2019.  
**Lowest winning % vs. opponent, season (min. 7 games):** .000 (0-7), Laredo, 2013.

**FARGO-MOORHEAD AMERICAN ASSOCIATION CAREER RECORDS**

**Games - Position Player**

1. Zach Penprase, 2011-15	483
2. Nic Jackson, 2011-14	394
3. Devan Ahart, 2017-19	276
4. Charlie Valerio, 2015-18	266
5. Yhoxian Medina, 2017-19	258

**Batting Average (min. 600 at-bats)**

1. Tim Colwell, 2018-19	.320
2. Leobaldo Pina, 2018-20	.310
3. C.J. Retherford, 2011, 2013-14	.304
4. Devan Ahart, 2017-19	.29882
5. Brennan Metzger, 2018-19	.29879

**Runs Scored**

1. Zach Penprase, 2011-15	380
2. Nic Jackson, 2011-14	236
3. Devan Ahart, 2017-19	188
Brennan Metzger, 2018-20	188
5. Ron Bourquin, 2013-14	139
Keury De La Cruz, 2016-18	139

**Hits**

1. Zach Penprase, 2011-15	553
2. Nic Jackson, 2011-14	445
3. Devan Ahart, 2017-19	329
4. Leobaldo Pina, 2018-20	301
4. Keury De La Cruz, 2016-18	285

**Doubles**

1. Zach Penprase, 2011-15	100
2. Nic Jackson, 2011-14	92
3. C.J. Retherford, 2011, 2013-14	91
4. Leobaldo Pina, 2018-20	62
5. Keury De La Cruz, 2016-18	60
Brennan Metzger, 2018-20	60

**Home Runs**

1. Keury De La Cruz, 2016-18	42
Nic Jackson, 2011-14	42
3. Josh Mazzola, 2016-17	35
4. Charlie Valerio, 2015-18	32
5. Ron Bourquin, 2013-14	31

**RBI**

1. Nic Jackson, 2011-14	268
2. Zach Penprase, 2011-15	219
3. C.J. Retherford, 2011, 2013-14	174
4. Keury De La Cruz, 2016-18	165
5. Leobaldo Pina, 2018-20	149

**Stolen Bases**

1. Zach Penprase, 2011-15	169
2. Nic Jackson, 2011-14	61
3. Tim Colwell, 2018-19	44
4. Devan Ahart, 2017-19	37
5. Brennan Metzger, 2018-20	33

**Games - Pitcher**

1. Joe Harris, 2011-15	166
2. Kevin Fuqua, 2011-12, 2014	108
3. Jake Laber, 2011-14	84
4. Taylor Stanton, 2013-16	77
5. Anthony Pacillo, 2017-18	66
Will Solomon, 2016-19	66

**ERA (minimum 150 innings pitched)**

1. Joe Harris, 2011-15	2.83
2. Tyler Alexander, 2015-17	2.91
3. Tyler Herron, 2012, 2015-17	3.23
4. Tyler Pike, 2019-20	3.51
5. Jose Almarante, 2016-18	3.60

**Wins**

1. Jake Laber, 2011-14	35
2. Tyler Herron, 2012, 2015-17	32
3. Taylor Stanton, 2013-16	26
4. Tyler Alexander, 2015-17	25
Alex Caldera, 2011-13	25

**Losses**

1. Jake Laber, 2011-14	30
2. Taylor Stanton, 2013-16	24
3. Will Solomon, 2016-19	17
4. Tyler Alexander, 2015-17	16
5. Joe Harris, 2011-15	14
Tyler Herron, 2012, 2015-17	14

**Games Started**

1. Jake Laber, 2011-14	82
2. Taylor Stanton, 2013-16	77
3. Tyler Herron, 2012, 2015-17	59
4. Tyler Alexander, 2015-17	55
5. Will Solomon, 2016-19	51

**Innings Pitched**

1. Jake Laber, 2011-14	504.1
2. Taylor Stanton, 2013-16	481.0
3. Tyler Herron, 2012, 2015-17	418.0
4. Tyler Alexander, 2015-17	402.2
5. Will Solomon, 2016-19	322.1

**Saves**

1. Geoff Broussard, 2018-19	33
2. Tom Boleska, 2012	29
3. Nate Garcia, 2014	18
Mike Nesseth, 2015	18
Casey Weathers, 2017	18

**Strikeouts**

1. Tyler Alexander, 2015-17	434
2. Taylor Stanton, 2013-16	369
3. Tyler Herron, 2012, 2015-17	366
4. Jake Laber, 2011-14	319
5. Alex Caldera, 2011-13	251

**GARY SOUTHSORE RAILCATS**

2020: Did not play

**Mailing Address:** 1 Stadium Plaza, Gary, IN 46402.

**Stadium:** 1 Pennsylvania Ave., Gary, IN 46402.

**Phone:** (219) 882-2255. **Fax:** (219) 882-2259.

**Web:** RailCatsBaseball.com.

**Facebook.com/RailCat.**



**FRONT OFFICE**

**Owner:** Pat Salvi.  
**CEO:** Lindy Salvi.  
**President, Salvi Sports:** Brian Lyter.  
**General Manager:** Brian Flenner.  
**Dir., Operations:** Noah Simmons.  
**Manager, Food/Beverage:** Rod Mackenzie.

**Marketing/Promotions:** Ashley Nylen.  
**Box Office Mgr.:** Matthew Murphy.  
**Mgr., Hospitality:** Yvonne Lopez.  
**Asst., Dir., Business Dev.:** Matt Marquez.  
**Marketing Consultant:** Renee Connelly.  
**Asst. Head Groundskeeper:** Hunter Mihalic.

**FIELD STAFF**

**Manager:** Greg Tagert.

**Coaches:** Tom Thornton, Matt Schmidt, Marty Joyce, Tony Rodriguez.

**GAME-DAY INFORMATION**

**Stadium:** Steel Yard.

**Broadcasters:** Max Kelton, Ryan Zimmerman.

**Year Constructed:** 2002. **Capacity:** 6,139.

**Games Broadcast:** All.

**Outfield Dimensions:** 320-400-335.

**Outlet:** WEFM 95.9-FM.

**Visiting Club Hotel:** Holiday Inn & Suites, 2918 Carlson Drive, Hammond, IN 46323.

**Phone:** (219) 844-5077.

**FIELD MANAGER - GREG TAGERT**



A four-time Manager of the Year and three-time league champion, Greg Tagert returns for his 16th season with Gary SouthShore in 2021 and his 26th year managing in independent baseball.

Tagert arrived in Gary in 2005. Since his arrival, the RailCats have finished at or above .500 13 times and have reached the post-season on nine occasions.

Originally from Vacaville, Calif., Tagert worked as a pitching coach for the U. of New Mexico in 1988 and an associate scout for the Detroit Tigers in 1993-94.

**Managerial History**

Year	Club	League	Affiliate	Level	Record	Finish	Playoffs
1995	Ohio Valley	Frontier	--	Ind.	36-34	5th (8)	
1996	Brainerd	Prairie	--	Ind.	7-9	(team folded)	
1997	Evansville	Frontier	--	Ind.	46-33	2nd (8)	Lost Finals
1998	Evansville	Frontier	--	Ind.	43-36	4th (8)	Lost Semis
1999	Evansville	Frontier	--	Ind.	43-41	T-3rd (10)	Lost Semis
2000	Evansville	Frontier	--	Ind.	45-38	4th (10)	Lost Finals
2001	Dubois County	Frontier	--	Ind.	48-36	3rd (12)	Lost Semis
2002	Dubois County	Frontier	--	Ind.	52-32	3rd (12)	Lost Semis
2003	Kenosha	Frontier	--	Ind.	47-42	7th (12)	
2004	Ozark	Frontier	--	Ind.	52-44	6th (12)	
2005	Gary	Northern	--	Ind.	54-42	3rd (12)	Lg. Champions
2006	Gary	Northern	--	Ind.	51-46	3rd (8)	Lost Finals
2007	Gary	Northern	--	Ind.	58-38	1st (8)	Lg. Champions
2008	Gary	Northern	--	Ind.	56-40	2nd (6)	Lost Finals
2009	Gary	Northern	--	Ind.	57-39	1st (6)	Lost Finals
2010	Gary	Northern	--	Ind.	52-48	4th (8)	Lost Semis
2011	Gary	Amer. Assoc.	--	Ind.	54-46	5th (14)	
2012	Gary	Amer. Assoc.	--	Ind.	50-50	8th (13)	
2013	Gary	Amer. Assoc.	--	Ind.	58-41	3rd (13)	Lg. Champions
2014	Gary	Amer. Assoc.	--	Ind.	53-47	5th (12)	
2015	Gary	Amer. Assoc.	--	Ind.	45-55	T-9th (13)	
2016	Gary	Amer. Assoc.	--	Ind.	52-48	T-6th (12)	
2017	Gary	Amer. Assoc.	--	Ind.	57-43	T-4th (12)	Lost Semis
2018	Gary	Amer. Assoc.	--	Ind.	59-41	T-4th (12)	Lost Semis
2019	Gary	Amer. Assoc.	--	Ind.	40-59	T-8th (12)	

2021 SCHEDULE

Standard home game times:

Mon-Fri 7:10, Sat 4:10, Sun 2:10.

Exceptions:

Wednesday, May 19: 11:10 a.m.  
 Thursday, May 20: 11:10 a.m.  
 Thursday, May 27: 12:10 p.m.  
 Monday, May 31 (DH): 4:10.  
 Wednesday, June 23: 12:10.  
 Saturday, July 2: 6:10.  
 Sunday, July 3: 6:10.  
 Thursday, July 22: 12:10.  
 Thursday, August 5: 12:10.  
 Sunday, September 5: 6:10.  
 Monday, September 6: 1:10.

May

**Tue 18 - Thu 20** Milwaukee  
**Fri 21 - Sun 23** Houston  
**Mon 24 - Thu 27** Kane County  
 Fri 28 - Sun 30 @ Milwaukee  
**Mon 31** Fargo (DH)

June

**Wed 2** Fargo  
 Thu 3 - Sun 6 @ Chicago  
**Tue 8 - Thu 10** Kansas City  
**Fri 11 - Sun 13** Sioux City  
 Tue 15 - Thu 17 @ Kansas City  
 Fri 18 - Sun 20 @ Chicago  
**Mon 21 - Wed 23** Kane County  
 Fri 25 - Sun 27 @ Sioux Falls  
 Tue 29 - Wed 30 @ Kane County

July

Thu 1 @ Kane County  
**Fri 2 - Sun 4** Winnipeg  
**Mon 5 - Wed 7** Chicago  
 Fri 9 - Sat 11 @ Winnipeg  
 Tue 13 - Thu 15 @ Fargo  
 Fri 16 - Sun 18 @ Milwaukee  
**Tue 20 - Thu 22** Cleburne  
**Fri 23 - Sun 25** Fargo  
 Tue 27 - Thu 29 @ Cleburne  
 Fri 30 - Sat 31 @ Sioux City

August

Sun 1 @ Sioux City  
**Mon 2 - Thu 5** Sioux Falls  
**Fri 6 - Sun 8** Lincoln  
**Tue 10 - Thu 12** Houston  
 Fri 13 - Sun 15 @ Lincoln  
 Tue 17 - Thu 19 @ Winnipeg  
**Fri 20 - Sun 22** Chicago  
 Tue 24 - Thu 26 @ Fargo  
**Fri 27 - Sun 29** Winnipeg  
 Tue 31 @ Kane County

September

Wed 1 - Thu 2 @ Kane County  
**Fri 3 - Mon 6** Milwaukee

GARY SOUTHSORE INDEPENDENT YEARLY RESULTS

Year	League	W	L	Pct.	Place	Attendance	Manager
2002	Northern	35	55	.389	10th (10)	(road team)	Joe Calfapietra
2003	Northern	36	54	.400	9th (10)	140,310	Garry Templeton
2004	Northern	31	65	.323	10th (10)	147,801	Garry Templeton
2005	Northern	54	42	.563	3rd (12)	151,850	Greg Tagert
2006	Northern	51	46	.526	3rd (8)	163,133	Greg Tagert
2007	Northern	58	38	.604	1st (8)	166,338	Greg Tagert
2008	Northern	56	40	.583	2nd (6)	159,586	Greg Tagert
2009	Northern	57	39	.594	1st (6)	166,334	Greg Tagert
2010	Northern	52	48	.520	4th (8)	166,366	Greg Tagert
2011	Amer. Assoc.	54	46	.540	5th (14)	157,676	Greg Tagert
2012	Amer. Assoc.	50	50	.500	8th (13)	159,837	Greg Tagert
2013	Amer. Assoc.	58	41	.586	3rd (13)	165,024	Greg Tagert
2014	Amer. Assoc.	53	47	.530	5th (12)	164,286	Greg Tagert
2015	Amer. Assoc.	45	55	.450	T-8th (13)	165,306	Greg Tagert
2016	Amer. Assoc.	52	48	.520	T-6th (12)	163,519	Greg Tagert
2017	Amer. Assoc.	57	43	.570	T-4th (12)	181,612	Greg Tagert
2018	Amer. Assoc.	59	41	.590	T-4th (12)	167,152	Greg Tagert
2019	Amer. Assoc.	40	59	.404	T-8th (12)	167,887	Greg Tagert

PLAYOFF HISTORY

Year	Round	Opponent	Result	Year	Round	Opponent	Result
2005	Semis	St. Paul	W 3-2	2009	Semis	Kansas City	W 3-2
	Finals	Fargo	W 3-2		Finals	Fargo	L 3-1
2006	Semis	Schaumburg	W 3-2	2010	Semis	Fargo	L 3-0
	Finals	Fargo	L 3-1	2013	Semis	Fargo	W 3-1
2007	Semis	Winnipeg	W 3-2		Finals	Wichita	W 3-1
	Finals	Calgary	W 3-2	2017	Semis	Winnipeg	L 3-0
2008	Semis	Winnipeg	W 3-1	2018	Semis	St. Paul	L 3-1
	Finals	Kansas City	L 3-1				

GARY SOUTHSORE INDEPENDENT SINGLE-SEASON RECORDS

Batting Average	Home Runs	Losses
1. T. Townsend, 2008 .371	1. Cristian Guerrero, 2010 19	1. Trevor Lubking, 2019 11
2. F. Matos, 2002 .362	2. Cristian Guerrero, 2008 16	2. Andy Shipman, 2010 11
3. Drew Martinez, 2014 .358	3. J. Swinton, 2002 15	Graham Mazur, 2002 11
4. Brad Boyer, 2011 .348	4. T. Townsend, 2008 14	4. Seven tied with 9
5. Mike Massaro, 2011 .344	5. W. Chamberlain, 2003 13	

Runs Scored

1. Daniel Pulfer, 2014 88  
 2. Mike Massaro, 2012 76  
 3. Adam Klein, 2011 75  
 4. Adam Klein, 2012 72  
 5. Rob Marconi, 2008 71

RBI

1. T. Townsend, 2008 84  
 2. Cristian Guerrero, 2011 82  
 3. Brad Boyer, 2011 68  
 4. Steve Haake, 2009 67  
 5. Frank Martinez, 2017 66  
 Mike Massaro, 2011 66  
 W. Chamberlain, 2003 66

Hits

1. Drew Martinez, 2014 153  
 2. Mike Massaro, 2011 142  
 3. Mike Massaro, 2012 135  
 4. Daniel Pulfer, 2014 126  
 5. Brad Boyer, 2011 123

Stolen Bases

1. Billy Brown, 2003 32  
 2. Adam Klein, 2012 30  
 David Cooper, 2012 30  
 4. Adam Klein, 2010 29  
 5. Chase Harris, 2017 27

Doubles

1. Mike Rohde, 2011 32  
 2. Mike Massaro, 2011 28  
 Mike Massaro, 2009 28  
 4. T. Townsend, 2007 27  
 5. Louis Ott, 2010 26  
 Jay Pecci, 2008 26  
 T. Townsend, 2008 26

ERA

1. Tony Cogan, 2008 2.08  
 2. Willie Glen, 2010 2.39  
 3. Cody Fisher, 2005 2.50  
 4. Justin Sinibaldi, 2019 2.75  
 5. Travis Kerber, 2006 2.78

Triples

1. Mike Massaro, 2013 17  
 2. Mike Massaro, 2011 16  
 3. Mike Massaro, 2012 12  
 4. Anthony Iapoco, 2005 9  
 5. Jon Jones, 2015 8  
 Drew Martinez, 2014 8  
 Brad Boyer, 2011 8

Wins

1. Charle Rosario, 2015 12  
 Alain Quijano, 2013 12  
 Willie Glen, 2007 12  
 Josh Habel, 2007 12  
 Jason Shelley, 2006 12

Saves

1. Tony Cogan, 2007 25  
 2. Andy Shipman, 2010 21  
 3. Andy Loomis, 2015 19  
 4. Derek Lopez, 2005 17  
 5. Andy Shipman, 2009 13

Games Pitched

1. Kris Regas, 2006 56  
 2. Brandon Higelin, 2008 50  
 3. Will Krout, 2011 49  
 4. Tony Cogan, 2007 46  
 5. Four tied with 43

Innings Pitched

1. Charle Rosario, 2016 155.1  
 2. Josh Habel, 2007 155.0  
 3. Jason Shelley, 2006 153.2  
 4. Alex Gunn, 2017 152.2  
 5. Tony Cogan, 2009 150.0  
 J. Bennett, 2005 150.0

Walks

1. Scott Shaw, 2011 62  
 2. Willie Glen, 2006 60  
 3. Trevor Lubking, 2019 54  
 4. Jason Shelley, 2006 51  
 5. Drew Dickinson, 2008 50

Strikeouts

1. Willie Glen, 2007 162  
 2. Jason Shelley, 2006 145  
 3. Willie Glen, 2006 122  
 4. Charle Rosario, 2016 120  
 5. Josh Habel, 2006 112

All-time AA record - 9 seasons, 468-430, .521 winning pct.

Opponent	Record	Pct.	Opponent	Record	Pct.	Opponent	Record	Pct.
Amarillo	6-6	.500	Lincoln	44-38	.537	Salina	6-1	.857
Chicago	11-18	.379	Milwaukee	9-4	.692	Shreveport	6-3	.667
Cleburne	11-5	.688	Newark	3-1	.750	Sioux City	41-56	.427
El Paso	4-2	.667	New Jersey	4-4	.500	Sioux Falls	48-44	.528
Fargo	52-42	.553	Ottawa	3-0	1.000	Sussex County	1-2	.333
Fort Worth	3-0	1.000	Quebec	4-5	.444	Texas/G.P.	18-13	.581
Joplin	11-3	.786	Rockland	0-3	.000	Wichita	27-29	.482
Kansas City	54-38	.589	St. Paul	49-54	.478	Winnipeg	45-45	.500
Laredo	7-9	.438						

Most wins vs. opponent, season: 11, vs. St. Paul, 2013 and Kansas City, 2013.

Most losses vs. opponent, season: 12, vs. Chicago, 2019.

Highest winning % vs. opponent, season (min. 7 games): 1.000 (7-0), Cleburne, 2017.

Lowest winning % vs. opponent, season (min. 7 games): .143 (2-12), Chicago, 2019.

**GARY SOUTHSORE AMERICAN ASSOCIATION CAREER RECORDS**

**Games - Position Player**

1. Alex Crosby, 2015-19	336
2. Mike Massaro, 2011-13	293
3. Adam Klein, 2011-13	285
Colin Willis, 2016-19	285
5. Drew Martinez, 2013-15	270

**Batting Average (min. 600 at-bats)**

1. Mike Massaro, 2011-13	.324
2. Drew Martinez, 2013-15	.313
3. Colin Willis, 2016-19	.303
4. Brian Kolb, 2011-13	.299
5. J.D. Pulfer, 2013-15	.291

**Runs Scored**

1. Adam Klein, 2011-13	209
2. Mike Massaro, 2011-13	202
3. Colin Willis, 2016-19	172
4. J.D. Pulfer, 2013-15	161
5. Drew Martinez, 2013-15	152

**Hits**

1. Mike Massaro, 2011-13	397
2. Alex Crosby, 2015-19	332
3. Drew Martinez, 2013-15	331
4. Adam Klein, 2011-13	317
5. Colin Willis, 2016-19	302

**Doubles**

1. Mike Massaro, 2011-13	65
2. Adam Klein, 2011-13	63
3. Colin Willis, 2016-19	57
4. Craig Maddox, 2011-14	53
5. Randy Santiesteban, 2016-19	52

**Home Runs**

1. Colin Willis, 2016-19	27
2. Craig Maddox, 2011-14	18
3. Alex Crosby, 2015-19	18
4. Cristian Guerrero, 2011, 2013	17
5. Tillman Pugh, 2015-16, 2018	16

**RBI**

1. Mike Massaro, 2011-13	189
2. Colin Willis, 2016-19	164
3. Cristian Guerrero, 2011, 2013	137
4. Alex Crosby, 2015-19	134
Adam Klein, 2011-13	134

**Stolen Bases**

1. Adam Klein, 2011-13	68
2. Drew Martinez, 2013-15	51
3. Mike Massaro, 2011-13	40
4. Colin Willis, 2016-19	37
5. Chase Harris, 2016-17	35

**Games - Pitcher**

1. Will Krout, 2011-13	96
2. Marco Gonzalez, 2012-13	73
3. Morgan Coombs, 2012-14	66
4. Charle Rosario, 2015-17	65
5. Jorge De Leon, 2016-18	64
Chuck Fontana, 2013-15	64
Nolan Nicholson, 2011-12	64

**ERA (minimum 150 innings pitched)**

1. Charle Rosario, 2015-17	3.51
2. Will Krout, 2011-13	3.72
3. Stephen Hiscock, 2012-14	3.79
4. Alex Gunn, 2016-18	3.97
5. Jeff McKenzie, 2017-18	4.23

**Wins**

1. Charle Rosario, 2015-17	31
2. Stephen Hiscock, 2012-14	20
3. Morgan Coombs, 2012-14	19
4. Alex Gunn, 2016-18	16
Alain Quijano, 2011, 2013	16

**Losses**

1. Morgan Coombs, 2012-14	21
2. Charle Rosario, 2015-17	17
3. Stephen Hiscock, 2012-14	14
4. Lars Liguori, 2016, 2018-19	13
Jeff McKenzie, 2017-18	13

**Games Started**

1. Charle Rosario, 2015-17	65
2. Morgan Coombs, 2012-14	60
3. Stephen Hiscock, 2012-14	53
4. Alex Gunn, 2016-18	44
5. Alain Quijano, 2011, 2013	34

**Innings Pitched**

1. Charle Rosario, 2015-17	410.2
2. Morgan Coombs, 2012-14	348.1
3. Stephen Hiscock, 2012-14	341.2
4. Will Krout, 2011-13	285.1
5. Alex Gunn, 2016-18	267.1

**Saves**

1. Jorge De Leon, 2016-18	22
2. Andy Loomis, 2014-15	21
3. Marco Gonzalez, 2012-13	18
4. Drasen Johnson, 2017	12
Adam Quintana, 2018	12

**Strikeouts**

1. Charle Rosario, 2015-17	298
2. Stephen Hiscock, 2012-14	224
3. Morgan Coombs, 2012-14	213
4. Alex Gunn, 2016-18	173
5. Will Krout, 2011-13	157

**KANE COUNTY COUGARS**

First season in American Association

34W002 Cherry Lane, Geneva, IL 60134

Phone: (630) 232-8811.

Web: KCCougars.com.

Twitter: @KCCougars.

Facebook.com/KaneCountyCougars.



**FRONT OFFICE**

**Chairman/CEO/President:** Dr. Bob Froehlich.

**VP/General Manager:** Curtis Haug.

**Sr. Dir., Finance & Admin.:** Douglas Czurylo.

**Finance/Accounting Mgr.:** Lance Buhmann.

**Sr. Director, Ticketing:** Michael Patterson.

**Senior Ticket Sales Rep.:** Alex Miller.

**Sales Reps.:** Dave Grochowski, Jeff Weaver.

**Dir., Tickets/Community:** Amy Mason.

**Coordinator, PR/Community:** Claire Jacoby.

**Design/Graphics:** Emmett Broderick.

**Media Placement Coordinator:** Bill Baker.

**Video Director:** Anthony Cozzi.

**Sr. Dir., Stadium Ops.:** Mike Klafehn.

**Director, Maintenance:** Jeff Snyder.

**Head Groundskeeper:** Sean Ehlert.

**Stadium Ops. Manager:** Scott Anderson.

**Dir., Food & Beverage:** Jon Nekolny.

**Asst. Dir., Food & Bev.:** Jim Szymanski.

**FIELD STAFF**

**Manager:** George Tsamis.

**Hitting Coach:** Ole Sheldon.

**Pitching Coach:** Kerry Ligtenberg.

**GAME-DAY INFORMATION**

**Stadium:** Northwestern Medicine Field.

**Broadcaster:** Joe Brand.

**Year Built:** 1991. **Capacity:** 10,923.

**Games Broadcast:** Home-53, Away-None.

**Outfield Dimensions:** 335-400-335.

**Outlet:** kccougars.com.

**Visiting Club Hotel:** My Place Hotel, 1000 Kilbery Lane, North Aurora, IL 60542.

**Phone:** (630) 256-8485.

**FIELD MANAGER - GEORGE TSAMIS**



George Tsamis joins the Cougars after spending the previous 18 seasons with the St. Paul Saints. He has a career managerial record of 1136-927 (.551 winning percentage) and has won four championships, including St. Paul's first American Association title in 2019.

Tsamis, 53, was drafted in the 15th round by the Minnesota Twins in 1989 and pitched 10 seasons professionally, including in 41 games for the Twins in 1993.

**Managerial History**

Year	Club	League	Affiliate	Level	Record	Finish	Playoffs
1999	Waterbury	Northern	--	Ind.	36-50	8th (8)	
2000	Waterbury	Northern	--	Ind.	40-46	6th (8)	Lost Quarters
2001	New Jersey	Northern	--	Ind.	45-45	3rd (6)	Lg. Champions
2002	New Jersey	Northern	--	Ind.	62-27	1st (8)	Lg. Champions
2003	St. Paul	Northern	--	Ind.	52-38	3rd (10)	Lost Semis
2004	St. Paul	Northern	--	Ind.	61-34	1st (10)	Lg. Champions
2005	St. Paul	Northern	--	Ind.	55-40	2nd (12)	Lost Semis
2006	St. Paul	Amer. Assoc.	--	Ind.	54-42	4th (10)	Lost Finals
2007	St. Paul	Amer. Assoc.	--	Ind.	57-39	2nd (10)	Lost Finals
2008	St. Paul	Amer. Assoc.	--	Ind.	42-54	9th (10)	
2009	St. Paul	Amer. Assoc.	--	Ind.	49-47	T-4th (10)	
2010	St. Paul	Amer. Assoc.	--	Ind.	45-51	7th (10)	
2011	St. Paul	Amer. Assoc.	--	Ind.	56-44	3rd (14)	Lost Finals
2012	St. Paul	Amer. Assoc.	--	Ind.	52-48	6th (13)	
2013	St. Paul	Amer. Assoc.	--	Ind.	47-53	9th (13)	
2014	St. Paul	Amer. Assoc.	--	Ind.	48-52	T-6th (12)	
2015	St. Paul	Amer. Assoc.	--	Ind.	73-27	2nd (13)	Lost Semis
2016	St. Paul	Amer. Assoc.	--	Ind.	61-39	T-1st (12)	Lost Semis
2017	St. Paul	Amer. Assoc.	--	Ind.	48-52	7th (12)	
2018	St. Paul	Amer. Assoc.	--	Ind.	59-41	T-4th (12)	Lost Finals
2019	St. Paul	Amer. Assoc.	--	Ind.	64-36	1st (12)	Lg. Champions
2020	St. Paul	Amer. Assoc.	--	Ind.	30-30	3rd (6)	

2021 SCHEDULE

Standard home game times:

Monday-Saturday 6:30, Sunday 1:00.

Exceptions:

Sunday, May 30: 6:30.

Wednesday, July 7: 11:00 a.m.

Sunday, September 5: 6:30.

Monday, September 6: 1:00.

May

**Tue 18 - Thu 20** Chicago  
 Fri 21 - Sun 23 @ Sioux Falls  
 Mon 24 - Thu 27 @ Gary  
**Fri 28 - Sun 30** Winnipeg

June

**Tue 1 - Thu 3** Lincoln  
**Fri 4 - Sun 6** Fargo  
 Tue 8 - Thu 10 @ Winnipeg  
 Fri 11 - Sun 13 @ Lincoln  
**Mon 14 - Thu 17** Sioux City  
 Fri 18 - Sun 20 @ Milwaukee  
 Mon 21 - Wed 23 @ Gary  
 Thu 24 - Sun 27 @ Chicago  
**Tue 29 - Wed 30** Gary

July

**Thu 1** Gary  
 Fri 2 - Sun 4 @ Sioux City  
**Tue 6 - Thu 8** Houston  
**Fri 9 - Sun 11** Cleburne  
 Tue 13 - Thu 15 @ Cleburne  
 Fri 16 - Sun 18 @ Kansas City  
**Tue 20 - Thu 22** Fargo  
**Fri 23 - Sun 25** Milwaukee  
 Tue 27 - Thu 29 @ Chicago  
**Fri 30 - Sat 31** Sioux Falls

August

**Sun 1** Sioux Falls  
**Mon 2 - Wed 4** Milwaukee  
**Fri 6 - Sun 8** Houston  
 Tue 10 - Thu 12 @ Fargo  
**Fri 13 - Sun 15** Winnipeg  
 Tue 17 - Thu 19 @ Fargo  
 Fri 20 - Sun 22 @ Winnipeg  
**Tue 24 - Thu 26** Kansas City  
 Fri 27 - Sun 29 @ Milwaukee  
**Tue 31** Gary

September

**Wed 1 - Thu 2** Gary  
**Fri 3 - Mon 6** Chicago

KANSAS CITY MONARCHS

2020: Did not play



1800 Village West Parkway

Kansas City, KS 66111

Phone: (913) 328-2255.

Web: MonarchsBaseball.com.

Twitter: @KSCityMonarchs.

Facebook.com/KCMonarchsBaseball.

FRONT OFFICE

Owner: Mark Brandmeyer.

Partner/CEO: Mark McKee.

President/G.M.: Jay Hinrichs.

Vice President, Sales: Jeff Foster.

Vice President, Hospitality: Jim Cundiff.

Vice President, Stadium Ops.: Paul Wagner.

Manager, Broadcasting: Dan Vaughan.

Mgr., Tickets/Group Sales: Nick Restivo.

Mgr., Production/Mktg.: Morgan Kolenda.

Mgr., Diversity/Inclusion: Jesse Pedraza.

Mgr., Special Events: Suzi Hallas.

Senior Sales Representatives: Eli Needle,

Griffin Brandmeyer.

Grounds/Landscaping: Tyler Stetler.

Merchandise Managers: Pat Bachofer, Lance

Chandler.

FIELD STAFF

Manager: Joe Calfapietra.

Pitching Coach: Mike Henneman.

Hitting Coach: Bill Sobbe.

First Base Coach: Frank White.

GAME-DAY INFORMATION

Stadium: Field of Legends.

Year Built: 2003. Capacity: 6,270.

Outfield Dimensions: 300-396-328.

Broadcaster: Dan Vaughan.

Games Broadcast: All.

Outlet: mixlr.com/kansas-city-monarchs-baseball.

Visiting Club Hotel: Country Inn & Suites, 1805 North 110th Street, Kansas City, KS 66111.

Phone: (913) 229-4700.

FIELD MANAGER - JOE CALFAPIETRA



2018 American Association Manager of the Year Joe Calfapietra begins his fourth season with the T-Bones after leading the team to a South Division regular-season championship and a second consecutive playoff berth in 2019. In his first three seasons, Calfapietra has guided Kansas City to a 177-122 record, a .592 winning percentage.

Previously, Calfapietra spent 14 seasons with the New Jersey Jackals of the Can-Am League. The league's 2012 and 2009 Manager of the Year, he led the Jackals to a 728-595 (.550) record and six appearances in the league championship series.

Managerial History

Year	Club	League	Affiliate	Level	Record	Finish	Playoffs
2000	Allentown	Northern	--	Ind.	41-43	5th (8)	Lost Semis
2001	Allentown	Northern	--	Ind.	43-47	5th (6)	
2002	Gary	Northern	--	Ind.	35-55	10th (10)	
2003	New Jersey	Northeast	--	Ind.	52-37	1st (8)	Lost Semis
2004	New Jersey	Northeast	--	Ind.	54-39	4th (8)	Lg.Champions
2005	New Jersey	Can-Am	--	Ind.	48-44	5th (8)	
2006	New Jersey	Can-Am	--	Ind.	43-48	5th (8)	
2007	New Jersey	Can-Am	--	Ind.	49-44	4th (10)	Lost Semis
2008	New Jersey	Can-Am	--	Ind.	43-51	6th (8)	
2009	New Jersey	Can-Am	--	Ind.	55-39	2nd (8)	Lost Semis
2010	New Jersey	Can-Am	--	Ind.	42-50	4th (6)	Lost Semis
2011	New Jersey	Can-Am	--	Ind.	57-36	2nd (8)	Lost Finals
2012	New Jersey	Can-Am	--	Ind.	59-41	2nd (5)	Lost Finals
2013	New Jersey	Can-Am	--	Ind.	55-44	2nd (5)	Lost Finals
2014	New Jersey	Can-Am	--	Ind.	55-41	2nd (4)	Lost Finals
2015	New Jersey	Can-Am	--	Ind.	54-43	3rd (6)	Lost Finals
2016	New Jersey	Can-Am	--	Ind.	62-38	1st (6)	Lost Semis
2017	Kansas City	Amer. Assoc.	--	Ind.	57-43	T-4th (12)	
2018	Kansas City	Amer. Assoc.	--	Ind.	62-37	2nd (12)	Lg. Champions
2019	Kansas City	Amer. Assoc.	--	Ind.	58-42	4th (12)	Lost Semis

2021 SCHEDULE

Standard home game times:

Monday-Saturday 7:00, Sunday 1:00.

Exceptions:

Monday, May 31: 1:00.

Wednesday, June 16: 1:00.

Tuesday, June 29: 11:00 a.m.

Sunday, June 20: 3:00.

Sunday, July 4: 3:00.

May

<b>Tue 18 - Thu 20</b>	<b>Lincoln</b>
<b>Fri 21 - Sun 23</b>	<b>Fargo</b>
Tue 25 - Thu 27	@ Sioux City
<b>Fri 28 - Sun 30</b>	<b>Cleburne</b>
<b>Mon 31</b>	<b>Sioux Falls</b>

June

<b>Tue 1 - Wed 2</b>	<b>Sioux Falls</b>
Fri 4 - Sun 6	@ Cleburne
Tue 8 - Thu 10	@ Gary
<b>Fri 11 - Sun 13</b>	<b>Houston</b>
<b>Tue 15 - Thu 17</b>	<b>Gary</b>
<b>Fri 18 - Sun 20</b>	<b>Winnipeg</b>
Mon 21 - Thu 24	@ Milwaukee
Fri 25 - Sun 27	@ Lincoln
<b>Tue 29 - Wed 30</b>	<b>Sioux Falls</b>

July

<b>Thu 1</b>	<b>Sioux Falls</b>
<b>Fri 2 - Sun 4</b>	<b>Lincoln</b>
Tue 6 - Thu 8	@ Sioux Falls
<b>Fri 9 - Sun 11</b>	<b>Sioux City</b>
<b>Tue 13 - Thu 15</b>	<b>Houston</b>
<b>Fri 16 - Sun 18</b>	<b>Kane County</b>
Tue 20 - Thu 22	@ Lincoln
Fri 23 - Sun 25	@ Winnipeg
<b>Mon 26 - Thu 29</b>	<b>Houston</b>
<b>Fri 30 - Sat 31</b>	<b>Chicago</b>

August

<b>Sun 1</b>	<b>Chicago</b>
Mon 2 - Wed 4	@ Fargo
<b>Thu 5 - Sun 8</b>	<b>Cleburne</b>
Tue 10 - Thu 12	@ Sioux City
Fri 13 - Sun 15	@ Chicago
<b>Tue 17 - Thu 19</b>	<b>Sioux City</b>
<b>Fri 20 - Sun 22</b>	<b>Milwaukee</b>
Tue 24 - Thu 26	@ Kane County
<b>Fri 27 - Sun 29</b>	<b>Houston</b>
Mon 30 - Tue 31	@ Sioux Falls

September

Wed 1	@ Sioux Falls
Fri 3 - Mon 6	@ Cleburne

KANSAS CITY INDEPENDENT YEARLY RESULTS

Year	League	W	L	Pct.	Place	Attendance	Manager
2003	Northern	43	46	.483	5th (10)	204,198	Al Gallagher
2004	Northern	48	48	.500	7th (10)	238,745	Al Gallagher
2005	Northern	45	49	.479	8th (12)	244,414	Al Gallagher
2006	Northern	45	51	.469	5th (8)	269,205	Al Gallagher
2007	Northern	44	52	.458	6th (8)	289,165	Andy McCauley
2008	Northern	46	50	.479	4th (6)	280,795	Andy McCauley
2009	Northern	46	50	.479	4th (6)	245,625	Andy McCauley
2010	Northern	58	42	.580	2nd (8)	264,368	Tim Doherty
2011	Amer. Assoc.	48	52	.480	T-9th (14)	261,115	Tim Doherty
2012	Amer. Assoc.	51	49	.510	7th (13)	260,620	Kenny Hook
2013	Amer. Assoc.	40	60	.400	11th (13)	265,596	Kenny Hook
2014	Amer. Assoc.	48	52	.480	T-6th (12)	248,989	John Massarelli
2015	Amer. Assoc.	49	50	.495	6th (12)	232,068	John Massarelli
2016	Amer. Assoc.	42	58	.420	9th (12)	213,165	John Massarelli
2017	Amer. Assoc.	57	43	.570	T-4th (12)	211,599	Joe Calfapietra
2018	Amer. Assoc.	62	37	.626	2nd (12)	189,981	Joe Calfapietra
2019	Amer. Assoc.	58	42	.580	4th (12)	156,058	Joe Calfapietra

PLAYOFF HISTORY

Year	Round	Opponent	Result	Year	Round	Opponent	Result
2004	Semis	Schaumburg	L 3-2	2010	Semis	Joliet	W 3-2
2008	Semis	Fargo	W 3-0		Finals	Fargo	L 3-0
	Finals	Gary	W 3-2	2018	Semis	Sioux City	W 3-2
2009	Semis	Gary	L 3-2		Finals	St. Paul	W 3-1
				2019	Semis	Sioux City	L 3-2

KANSAS CITY INDEPENDENT SINGLE-SEASON RECORDS

Batting Average

1. Eddie Pearson, 2003	.369
2. Ray Brown, 2004	.362
3. Greg Jacobs, 2005	.348
4. Rob Watson, 2008	.344
5. Rob Watson, 2007	.343

Home Runs

1. J. Blackwood, 2010	31
2. Eddie Pearson, 2004	30
3. Kevin Keyes, 2017	24
4. Ryan Fox, 2009	24
5. Ray Sadler, 2010	23

Losses

1. Greg Bicknell, 2006	13
2. Jonathan Krysa, 2005	12
3. Josh Rainwater, 2012	11
4. Several tied with	10

Runs Scored

1. Rick Prieto, 2004	97
2. Keanon Simon, 2011	86
3. J. Blackwood, 2010	82
4. Ray Sadler, 2010	82
5. Damian Rolls, 2009	81

RBI

1. Ray Sadler, 2011	100
2. Eddie Pearson, 2004	94
3. J. Blackwood, 2010	86
4. Ray Brown, 2004	85
5. Jim Fasano, 2008	84

Saves

1. Kris Regas, 2014	22
2. Cody Winiarski, 2017	21
3. F. Hernandez, 2015	20
David Trahan, 2008	20
5. D.J. Johnson, 2003	17

Hits

1. J. Blackwood, 2010	141
2. Mario Delgado, 2007	136
3. Rob Watson, 2007	132
4. Keanon Simon, 2011	131
Ray Brown, 2004	131

Stolen Bases

1. Bryan Sabatella, 2014	40
2. A. Eggleston, 2008	36
3. Keanon Simon, 2010	31
4. Kennard Jones, 2013	28
5. Mason Davis, 2018	26

Doubles

1. Ray Brown, 2004	36
2. Matt Padgett, 2013	33
3. Mario Delgado, 2007	32
4. Keanon Simon, 2011	30
5. T.J. Mittelstaedt, 2014	29
Jim Fasano, 2008	29
Rob Watson, 2007	29

ERA

1. Lucas Irvine, 2012	2.58
2. Jon McDonald, 2005	2.76
3. Mike Kickham, 2016	2.82
4. Scott Carroll, 2017	2.93
5. Lucas Irvine, 2013	2.96
Greg Bicknell, 2005	2.96

Wins

1. Greg Bicknell, 2005	16
2. Jonathan Krysa, 2006	13
Greg Bicknell, 2004	13
4. Tommy Collier, 2018	12
5. Andrew Cruse, 2010	11

Triples

1. Keanon Simon, 2011	16
2. David Espinosa, 2014	10
Rick Prieto, 2004	10
4. Rick Prieto, 2003	7
5. Keanon Simon, 2010	6
Jack Jones, 2004	6

3. Kenny Durost, 2008	11
Cody McAllister, 2010	11

Games Pitched

1. Brady Martinez, 2008	48
2. Cody Winiarski, 2017	47
Kris Regas, 2014	47
Jose Jimenez, 2013	47
5. Matt Schweitzer, 2007	46

Innings Pitched

1. Greg Bicknell, 2005	167.1
2. Jonathan Krysa, 2004	165.1
3. Greg Bicknell, 2006	164.2
4. Jonathan Krysa, 2006	161.1
5. Brian Grening, 2012	146.1

Walks

1. A. Boughner, 2008	74
2. Kenny Durost, 2007	69
3. Kenny Durost, 2008	67
4. Jonathan Krysa, 2004	55
5. Chris Perry, 2017	54

Strikeouts

1. Tommy Collier, 2018	140
2. Jonathan Krysa, 2004	139
3. Jonathan Krysa, 2005	130
4. Jonathan Krysa, 2006	129
5. Gabe Perez, 2017	114

All-time AA record - 9 seasons, 455-443, .507 winning pct.

Opponent	Record	Pct.	Opponent	Record	Pct.	Opponent	Record	Pct.
Amarillo	23-17	.575	Laredo	21-31	.404	Salina	6-1	.857
Chicago	9-4	.692	Lincoln	53-42	.558	Sioux City	43-48	.473
Cleburne	22-7	.759	Milwaukee	2-5	.286	Sioux Falls	36-21	.632
El Paso	11-6	.647	Newark	3-3	.500	Texas/G.P.	49-29	.628
Fargo	30-41	.423	New Jersey	3-4	.429	Trois-Rivieres	2-1	.667
Fort Worth	1-2	.333	Quebec	1-2	.333	Wichita	34-50	.405
Gary	38-54	.413	Rockland	6-3	.667	Winnipeg	23-29	.442
Joplin	10-10	.500	St. Paul	28-33	.459	Worcester	2-1	.667

Most wins vs. opponent, season: 14, vs. Texas, 2019.

Most losses vs. opponent, season: 11, vs. Gary SouthShore, 2013.

Highest winning % vs. opponent, season (min. 7 games): .933 (14-1), Texas, 2019.

Lowest winning % vs. opponent, season (min. 7 games): .091 (1-10), Wichita, 2013.



**KANSAS CITY AMERICAN ASSOCIATION CAREER RECORDS**

**Games - Position Player**

1. Ray Sadler, 2011-14	274
2. Vladimir Frias, 2014-16	270
3. Robby Kuzdale, 2014-16	208
4. Brian Erie, 2014-16	199
5. Jake Blackwood, 2015-16	197

**Batting Average (min. 600 at-bats)**

1. Dylan Tice, 2018-19	.322
2. Brandon Jones, 2012-13	.293
3. Devin Goodwin, 2012-13	.290
4. Jake Blackwood, 2015-16	.281
5. Vladimir Frias, 2014-16	.2791

**Runs Scored**

1. Ray Sadler, 2011-14	177
2. Vladimir Frias, 2014-16	133
3. Dylan Tice, 2018-19	119
4. Devin Goodwin, 2012-13	116
5. Jake Blackwood, 2015-16	104

**Hits**

1. Ray Sadler, 2011-14	306
2. Vladimir Frias, 2014-16	268
3. Jake Blackwood, 2015-16	220
4. Dylan Tice, 2018-19	204
5. Robby Kuzdale, 2014-16	185

**Doubles**

1. Ray Sadler, 2011-14	54
2. Matt Padgett, 2013-14	44
3. Vladimir Frias, 2014-16	39
4. Jake Blackwood, 2015-16	38
Brandon Jones, 2012-13	38

**Home Runs**

1. Ray Sadler, 2011-14	56
2. Devin Goodwin, 2012-13	30
3. Kala Ka'aihue, 2011-12	26
4. Jake Blackwood, 2015-16	25
Matt Padgett, 2013-14	25

**RBI**

1. Ray Sadler, 2011-14	209
2. Jake Blackwood, 2015-16	130
3. Vladimir Frias, 2014-16	100
4. Brandon Jones, 2012-13	98
5. Devin Goodwin, 2012-13	95

**Stolen Bases**

1. Vladimir Frias, 2014-16	62
2. Mason Davis, 2018-19	45
3. Bryan Sabatella, 2014	40
4. Robby Kuzdale, 2014-16	34
5. Dylan Tice, 2018-19	32

**Games - Pitcher**

1. Jared Messer, 2014-16	92
2. Kris Regas, 2014-15	78
Cody Winiarski, 2017-18	78
4. Aaron Baker, 2015-16	70
Sean Toler, 2012-13	70

**ERA (minimum 150 innings pitched)**

1. Tommy Collier, 2018-19	3.33
2. Brian Grening, 2011-12	3.54
3. Luke Irvine, 2012-13, 2018	3.67
4. Kris Regas, 2014-15	3.92
5. Shaun Garceau, 2012-13	3.94

**Wins**

1. Tommy Collier, 2018-19	22
2. Devin Anderson, 2011-13	15
Shaun Garceau, 2012-13	15
Luke Irvine, 2012-13, 2018	15
5. Jared Messer, 2014-16	13
Kris Regas, 2014-15	13

**Losses**

1. Devin Anderson, 2011-13	15
Shaun Garceau, 2012-13	15
3. Casey Barnes, 2014-16	12
4. Luke Irvine, 2012-13, 2018	11
Josh Rainwater, 2012	11

**Games Started**

1. Luke Irvine, 2012-13, 2018	45
2. Devin Anderson, 2011-13	41
3. Tommy Collier, 2018-19	39
4. Shaun Garceau, 2012-13	36
5. Casey Barnes, 2014-16	27

**Innings Pitched**

1. Luke Irvine, 2012-13, 2018	311.2
2. Tommy Collier, 2018-19	251.0
3. Devin Anderson, 2011-13	245.1
4. Shaun Garceau, 2012-13	240.0
5. Jared Messer, 2014-16	232.2

**Saves**

1. Cody Winiarski, 2017-18	33
2. Kris Regas, 2014-15	24
3. Carlos Diaz, 2018-19	22
4. Fernando Hernandez, 2015	20
5. Mark Haynes, 2016	15

**Strikeouts**

1. Tommy Collier, 2018-19	249
Luke Irvine, 2012-13, 2018	249
3. Shaun Garceau, 2012-13	168
4. Jared Messer, 2014-16	158
5. Devin Anderson, 2011-13	153

# LINCOLN SALTDogs

2020: Did not play

403 Line Drive Circle, Suite A,  
Lincoln, NE 68508.

**Phone:** (402) 474-2255. **Fax:** (402) 474-2254.

**Web:** [Saltdogs.com](http://Saltdogs.com).

**Twitter:** @Saltdogsball.

**Facebook.com/Saltdogs.**



**FRONT OFFICE**

**Chairman:** Jim Abel.

**President/GM:** Charlie Meyer.

**Director, Stadium Ops:** Dave Aschwege.

**Ass't Director, Stadium Ops:** Dan Busch.

**Manager, Ticket Sales:** Colter Clarke.

**Group Sales Executive:** Daniel Thomas.

**Dir., Communications:** Michael Dixon.

**Video Production Mgr.:** Ty Schweer.

**Office Manager:** Kaydra Brodine.

**Director, Concessions:** Steve Deriese.

**Dir., Kitchen Operations:** Katie Wilkinson.

**Director, Turf Operations:** Kyle Trehwhitt.

**FIELD STAFF**

**Manager:** Brett Jodie.

**Trainer:** Corey Courtney.

**Hitting Coach:** Tommy Gregg.

**GAME-DAY INFORMATION**

**Stadium:** Haymarket Park.

**Year Built:** 2001. **Capacity:** 4,500.

**Outfield Dimensions:** 335-403-325.

**Visiting Club Hotel:** Graduate Lincoln, 141 N. 9th Street, Lincoln, NE 68508.


**Phone:** (402) 475-4017. **Web:** [GraduateHotels.com/Lincoln](http://GraduateHotels.com/Lincoln).

**Broadcaster:** Michael Dixon.

**Games Broadcast:** All.

**Outlets:** KLMS-1480 and ESPN-101.5.

**FIELD MANAGER - BRETT JODIE**



Former big-league hurler Brett Jodie was hired as the ninth manager in Saltdogs history in April 2021. Jodie, 44, previously spent 13 years with the Somerset Patriots of the Atlantic League, including seven years as the club's manager from 2013-2019. Jodie won a league championship in 2015 and made the playoffs in six of his seven seasons at the helm. In his managerial career, Jodie is 556-405 and has never had a losing season.

The South Carolina native played seven seasons professionally, reaching the majors with San Diego and the New York Yankees in 2001.

**Managerial History**

Year	Club	League	Affiliate	Level	Record	Finish	Playoffs
2013	Somerset	Atlantic	--	Ind.	90-49	2nd (8)	Lost Finals
2014	Somerset	Atlantic	--	Ind.	85-55	1st (8)	Lost Semis
2015	Somerset	Atlantic	--	Ind.	89-50	1st (8)	Lg. Champions
2016	Somerset	Atlantic	--	Ind.	77-63	1st (8)	Lost Semis
2017	Somerset	Atlantic	--	Ind.	74-65	3rd (8)	Lost Semis
2018	Somerset	Atlantic	--	Ind.	72-54	3rd (8)	Lost Semis
2019	Somerset	Atlantic	--	Ind.	69-69	6th (8)	

## 2021 SCHEDULE

### Standard home game times:

Tue-Sat 7:05, Sun-Mon 1:35;  
Tue-Thu Aug. 17-Sept. 2 6:05.

### Exceptions:

Sunday, May 30: 7:05.  
Wednesday, June 16: 12:05.  
Saturday, September 1: 11:05 a.m.  
Monday, September 6: 1:35.

### May

Tue 18 - Thu 20 @ Kansas City  
Fri 21 - Sun 23 @ Cleburne  
**Tue 25 - Thu 27 Cleburne**  
**Fri 28 - Sun 30 Sioux Falls**

### June

Tue 1 - Thu 3 @ Kane County  
Fri 4 - Sun 6 @ Sioux City  
**Tue 8 - Thu 10 Houston**  
**Fri 11 - Sun 13 Kane County**  
**Tue 15 - Thu 17 Houston**  
Fri 18 - Sun 20 @ Sioux City  
**Tue 22 - Thu 24 Sioux City**  
**Fri 25 - Sun 27 Kansas City**  
Tue 29 - Wed 30 @ Cleburne

### July

Thu 1 @ Cleburne  
Fri 2 - Sun 4 @ Kansas City  
**Tue 6 - Thu 8 Sioux City**  
**Fri 9 - Sun 11 Fargo**  
Mon 12 - Thu 15 @ Winnipeg  
Fri 16 - Sun 18 @ Sioux Falls  
**Tue 20 - Thu 22 Kansas City**  
Fri 23 - Sun 25 @ Sioux Falls  
Tue 27 - Thu 29 @ Fargo  
**Fri 30 - Sat 31 Winnipeg**

### August

**Sun 1 Winnipeg**  
**Tue 3 - Thu 5 Houston**  
Fri 6 - Sun 8 @ Gary  
Mon 9 - Thu 12 @ Milwaukee  
**Fri 13 - Sun 15 Gary**  
**Tue 17 - Thu 19 Chicago**  
**Fri 20 - Sun 22 Sioux Falls**  
Mon 23 - Wed 25 @ Chicago  
**Thu 26 - Sun 29 Cleburne**  
**Tue 31 Milwaukee**

### September

**Wed 1 - Thu 2 Milwaukee**  
**Fri 3 - Mon 6 Houston**

## LINCOLN INDEPENDENT YEARLY RESULTS

Year	League	W	L	Pct.	Place	Attendance	Manager
2001	Northern	52	38	.578	T-2nd (8)	240,022	Kash Beauchamp/ Les Lancaster
2002	Northern	55	36	.604	2nd (10)	247,471	Les Lancaster
2003	Northern	41	49	.456	6th (10)	214,839	Tim Johnson
2004	Northern	49	47	.510	5th (10)	204,354	Tim Johnson
2005	Northern	52	44	.542	4th (12)	207,744	Tim Johnson
2006	Amer. Assoc.	65	31	.677	1st (10)	190,873	Tim Johnson
2007	Amer. Assoc.	57	36	.613	1st (10)	193,040	Tim Johnson
2008	Amer. Assoc.	50	45	.526	5th (10)	182,852	Tim Johnson
2009	Amer. Assoc.	49	47	.510	T-4th (10)	172,445	Marty Scott
2010	Amer. Assoc.	51	45	.531	3rd (10)	163,676	Marty Scott
2011	Amer. Assoc.	51	48	.515	6th (14)	157,647	Marty Scott
2012	Amer. Assoc.	41	59	.410	13th (13)	160,986	Chris Miyake
2013	Amer. Assoc.	49	51	.490	8th (13)	177,982	Ken Oberkfell
2014	Amer. Assoc.	54	46	.540	4th (12)	166,503	Ken Oberkfell
2015	Amer. Assoc.	34	66	.340	12th (13)	171,605	Ken Oberkfell
2016	Amer. Assoc.	52	48	.520	T-6th (12)	169,750	Bobby Brown
2017	Amer. Assoc.	58	41	.586	3rd (12)	172,712	Bobby Brown
2018	Amer. Assoc.	51	48	.515	6th (12)	160,124	Bobby Brown
2019	Amer. Assoc.	40	59	.404	T-8th (12)	168,934	Bobby Brown

## PLAYOFF HISTORY

Year	Round	Opponent	Result	Year	Round	Opponent	Result
2001	Quarters	Sioux Falls	W 3-1	2009	Semis	Wichita	W 3-2
	Semis	Winnipeg	L 3-1		Finals	Pensacola	W 3-2
2002	Quarters	Winnipeg	L 3-2	2010	Semis	Sioux Falls	L 3-0
2005	Semis	Fargo	L 3-1	2014	Semis	Winnipeg	W 3-2
2006	Semis	St. Paul	L 3-1		Finals	Wichita	L 3-0
2007	Semis	St. Paul	L 3-0	2017	Semis	Wichita	L 3-0

## LINCOLN INDEPENDENT SINGLE-SEASON RECORDS

Batting Average	Home Runs	Saves
1. Blake Gailen, 2011 .406	1. Ian Gac, 2014 27	1. Marshall Schuler, 2014 34
2. Pichi Balet, 2006 .378	2. Brandon Jacobs, 2018 22	2. R.J. Rodriguez, 2013 27
3. Evan Tartaglia, 2006 .352	Argelis Nunez, 2010 22	3. P.J. Zocchi, 2012 24
Bryan Warner, 2005 .352	4. Phil Hawke, 2011 21	4. Evan Reed, 2016 22
5. Seth Pietsch, 2007 .350	Cory Harris, 2010 21	Chris Weidert, 2002 22
	Bryan Warner, 2005 21	Chris Weidert, 2001 22

### Runs Scored

1. Cory Harris, 2005 99
2. Bryan Warner, 2005 85
3. Dustin Delucchi, 2002 79
4. Rafael Alvarez, 2010 78
5. Chris Ibarra, 2018 76

### Hits

1. Bryan Warner, 2005 143
2. Cory Harris, 2005 142
3. Pichi Balet, 2006 136
4. Bryan Warner, 2006 133
5. Seth Pietsch, 2007 129

### Doubles

1. Cory Harris, 2005 40
2. Josh Patton, 2005 37
3. Seth Pietsch, 2007 31
4. Paul Powell, 2006 30
5. Three tied with 29

### Triples

1. Matt Forgatch, 2015 8
2. Cesar Valera, 2017 7
Evan Tartaglia, 2006 7
4. Blake Gailen, 2011 6
Shawn McGill, 2008 6
Josh Patton, 2006 6

### RBI

1. Bryan Warner, 2005 104
2. Argelis Nunez, 2010 82
Pichi Balet, 2006 82
4. Bryan Warner, 2006 79
Pichi Balet, 2005 79

### Stolen Bases

1. Dustin Delucchi, 2002 41
2. Josh Burrus, 2009 36
3. Matt Forgatch, 2014 35
4. Matt Forgatch, 2013 34
5. Evan Tartaglia, 2006 32

### ERA

1. Clay Eason, 2001 1.70
2. Bennett Parry, 2017 1.92
3. Lindsey Caughel, 2016 2.09
4. Lindsay Gulin, 2006 2.10
5. Jeff Blitstein, 2006 2.31

### Wins

1. Lindsay Gulin, 2006 13
2. Jarrett Gardner, 2008 11
3. Several tied with 10

### Losses

1. Ricky Knapp, 2019 10
Jesse Smith, 2015 10
3. Zach Varce, 2014 9
Mike Zipser, 2005 9
5. Six tied with 8

### Games Pitched

1. Marshall Schuler, 2014 50
2. Mick Pageler, 2003 48
3. Conor Spink, 2015 46
Adam Daniels, 2009 46
5. Mark Roberts, 2007 45
Matt Varner, 2007 45

### Innings Pitched

1. B. Rodaway, 2005 147.0
2. Jeff Blitstein, 2006 140.0
3. J. Gardner, 2009 135.0
4. J. Gardner, 2007 130.1
5. J. Gardner, 2008 130.0

### Walks

1. Jim Paduch, 2010 63
2. A. Maestri, 2011 60
3. Jim Paduch, 2009 58
4. Moises Melendez, 2013 55
5. Kevin McGovern, 2015 53

### Strikeouts

1. Clay Eason, 2001 131
2. Lindsey Caughel, 2016 120
3. Jim Paduch, 2010 118
4. Brian Rodaway, 2005 113
5. Ryan Sheldon, 2012 108

## All-time AA record - 14 seasons, 702-670, .512 winning pct.

Opponent	Record	Pct.	Opponent	Record	Pct.	Opponent	Record	Pct.
Amarillo	14-12	.539	Kansas City	42-53	.442	St. Paul	87-69	.558
Chicago	5-3	.625	Laredo	14-14	.500	Shreveport	16-12	.571
Cleburne	21-19	.525	Milwaukee	2-4	.333	Sioux City	90-103	.466
Coastal Bend	2-2	.500	Newark	2-1	.667	Sioux Falls	92-72	.561
El Paso	36-14	.720	New Jersey	4-2	.667	Texas/G.P.	46-41	.529
Fargo	27-46	.370	Pensacola	14-8	.636	Trois-Rivieres	3-3	.527
Fort Worth	17-11	.607	Quebec	1-3	.250	Wichita	58-56	.509
Gary	38-44	.463	Rockland	5-7	.417	Winnipeg	29-43	.403
Joplin	10-11	.476	St. Joe	21-16	.568			

**Most wins vs. opponent, season:** 16, vs. Sioux Falls, 2006.

**Most losses vs. opponent, season:** 15, vs. Sioux Falls, 2010.

**Highest winning % vs. opponent, season (min. 7 games):** .875 (7-1), vs. Joplin, 2016.

**Lowest winning % vs. opp't., season (min. 7 games):** .000, vs. FM '12 (0-9) and SC '15 (0-13).

**LINCOLN AMERICAN ASSOCIATION CAREER RECORDS**

**Games - Position Player**

1. Curt Smith, 2011, 2013, 2015-19	578
2. Matt Forgatch, 2012-15	330
3. Christian Ibarra, 2016-19	282
4. Brandon Jacobs, 2016-18	280
5. Phil Hawke, 2009-11	264

**Batting Average (min. 600 at-bats)**

1. Pichi Balet, 2006-07, 2009	.345
2. Rafael Alvarez, 2009-11	.344
3. Josh Patton, 2006-07	.330
4. Bryan Warner, 2006-07	.325
5. Curt Smith, 2011, 2013, 2015-19	.314

**Runs Scored**

1. Curt Smith, 2011, 2013, 2015-19	340
2. Christian Ibarra, 2016-19	195
3. Matt Forgatch, 2012-15	183
4. Phil Hawke, 2009-11	176
5. Brandon Jacobs, 2016-18	159

**Hits**

1. Curt Smith, 2011, 2013, 2015-19	701
2. Matt Forgatch, 2012-15	334
3. Pichi Balet, 2006-07, 2009	313
4. Christian Ibarra, 2016-19	288
5. Randolph Oduber, 2017-19	284

**Doubles**

1. Curt Smith, 2011, 2013, 2015-19	130
2. Matt Forgatch, 2012-15	64
3. Brian Joynt, 2013-15	55
Randolph Oduber, 2017-19	55
5. Phil Hawke, 2009-11	54

**Home Runs**

1. Curt Smith, 2011, 2013, 2015-19	86
2. Christian Ibarra, 2016-19	48
3. Ian Gac, 2013-14	45
Brandon Jacobs, 2016-18	45
5. Phil Hawke, 2009-11	44

**RBI**

1. Curt Smith, 2011, 2013, 2015-19	390
2. Phil Hawke, 2009-11	188
3. Pichi Balet, 2006-07, 2009	174
4. Christian Ibarra, 2016-19	157
5. Matt Forgatch, 2012-15	152

**Stolen Bases**

1. Matt Forgatch, 2012-15	106
2. Gavin Dickey, 2009-11	43
3. Shawn McGill, 2008-10	41
4. Corey Harrington, 2007-08	40
5. Josh Burrus, 2009	36

**Games - Pitcher**

1. Conor Spink, 2012-15	140
2. P.J. Zocchi, 2011-13	123
3. Adam Daniels, 2008-10	99
4. Shairon Martis, 2015-19	95
5. Jarrett Gardner, 2006-09	77

**ERA (minimum 150 innings pitched)**

1. Jeff Blitstein, 2006-07	2.96
2. Lindsay Gulin, 2006, 2011	3.23
3. Jarrett Gardner, 2006-09	3.33
4. Derek Gordon, 2017-18	3.48
5. Pete Parise, 2012-13	3.50

**Wins**

1. Jarrett Gardner, 2006-09	33
2. Shairon Martis, 2015-19	24
3. Tim Brown, 2009-11	20
Kyle Ruwe, 2006-07	20
5. Derek Gordon, 2017-18	17
Jim Paduch, 2008-10	17

**Losses**

1. Shairon Martis, 2015-19	24
2. Jarrett Gardner, 2006-09	16
3. Zach Varce, 2014-15	14
4. Pete Parise, 2012-13	13
5. Tim Brown, 2009-11	12
Brian Campbell, 2007-09	12
Jim Paduch, 2008-10	12

**Games Started**

1. Jarrett Gardner, 2006-09	58
2. Shairon Martis, 2015-19	51
3. Jim Paduch, 2008-10	43
4. Tim Brown, 2009-11	38
5. Brian Campbell, 2007-09	38

**Innings Pitched**

1. Jarrett Gardner, 2006-09	429.1
2. Shairon Martis, 2015-19	374.2
3. Jim Paduch, 2008-10	257.2
4. Tim Brown, 2009-11	253.2
5. Brian Campbell, 2007-09	210.1

**Saves**

1. P.J. Zocchi, 2011-13	45
2. Chris Thompson, 2009-10	41
3. Marshall Schuler, 2014-15	40
4. R.J. Rodriguez, 2013	27
5. Evan Reed, 2016	22

**Strikeouts**

1. Jarrett Gardner, 2006-09	281
2. Shairon Martis, 2015-19	274
3. Jim Paduch, 2008-10	224
4. Derek Gordon, 2017-18	176
5. Kevin McGovern, 2014-15	163

**MILWAUKEE MILKMen**

2020 record: 34-26, 1st place - League Champions

7035 South Ballpark Drive, Franklin, WI 53132.

Phone: (414) 224-9283.

Web: MilwaukeeMilkmen.com.

Twitter: @MKEMilkmen.

Facebook.com/MKEMilkmen.



**FRONT OFFICE**

Owner: Michael Zimmerman.

COO: Dan Kuenzi.

Finance: Tom Johns.

Sponsorship Sales: Joe Zimmerman.

Ticket Sales: Mike Doyle.

Entertainment & Events: Scot Johnson.

**FIELD STAFF**

Manager: Anthony Barone.

Hitting Coach: Matt Passerelle.

Pitching Coach: Dan Runzler.

**GAME-DAY INFORMATION**

Stadium: Franklin Field.

Year Built: 2019. Capacity: 4,000.

Outfield Dimensions: 330-407-330.

Visiting Club Hotel: Fairfield Inn & Suites Milwaukee Airport, 6460 S. 13th St, Oak Creek, WI 53213. Phone: (414) 750-7716.

Broadcaster: Tom Wynn.

Games Broadcast: All.

Outlet: MilwaukeeMilkmen.com.

**FIELD MANAGER - ANTHONY BARONE**



Anthony Barone returns to Milwaukee after leading the squad to a league championship in his first season as manager. Previously, he was a coach for the Milkmen in 2019 and managed the Jamestown Jammers of the Perfect Game Collegiate League from 2015 to 2018, leading the team to the finals in '17 and a title in '18.

From 2012 to 2014, Barone was an Assistant Coach at California State University-Bakersfield where the team won a share of the Western Athletic Conference regular season championship in 2013, going 18-9 in league play.

Prior to Bakersfield, he was head coach at Jamestown (N.Y.) Community College for seven seasons, amassing 207 victories and earning National Junior College Athletic Association Region 3 Coach of the Year honors in 2008.

**Managerial History**

Year	Club	League	Affiliate	Level	Record	Finish	Playoffs
2020	Milwaukee	Amer. Assoc.	-	Ind.	34-26	1st (6)	Lg. Champions

## 2020 MILWAUKEE MILKMEN STATISTICS

vs. Chicago: 14-10

vs. St. Paul: 6-6

vs. Winnipeg: 5-4

vs. Fargo-Moorhead: 6-3

vs. Sioux Falls: 3-3

Player	POS	AVG	G	AB	R	H	2B	3B	HR	RBI	BB	HBP	SO	SB	CS	DP	E
Conley, Christ	C	.333	15	36	4	12	1	0	0	3	3	2	10	0	1	1	0
Correa, Christian	C	.211	48	161	14	34	5	0	4	20	11	3	33	0	0	2	2
Davis, Mason	IF	.224	57	210	31	47	9	0	5	29	9	5	46	15	2	6	9
Hill, Aaron	IF	.198	36	96	18	19	3	0	3	11	24	0	42	8	1	3	4
Nehrir, Zach	OF	.196	59	209	23	41	5	0	3	19	15	3	65	8	2	6	3
Sermo, Jose	IF	.197	39	142	17	28	7	0	5	13	16	1	55	0	1	3	1
Simpson, Chase	IF	.313	5	16	1	5	1	0	0	0	1	0	1	0	0	0	0
Tice, Dylan	IF	.248	60	222	29	55	14	2	4	24	22	4	48	9	2	2	7
Trowbridge, Logan	C	.231	58	199	20	46	8	0	3	21	22	2	52	9	1	4	7
Vertigan, Brett	OF	.293	60	229	31	67	11	0	1	16	33	2	39	10	3	7	0
Walker, Adam	OF	.268	57	220	42	59	7	1	22	50	16	2	75	3	1	5	2
Washington, David	IF	.245	60	237	32	58	19	1	8	34	19	0	89	3	6	1	4

Pitcher	G	GS	CG	IP	H	R	ER	BB	SO	W	L	SV	2B	3B	ERA
Ahearn, Taylor	13	5	0	51.0	50	23	23	16	46	1	5	0	13	3	4.06
Alkire, Jack	2	0	0	2.0	2	0	0	2	2	0	0	0	1	0	0.00
Alvarez, Henderson	5	5	0	31.0	21	10	10	3	22	2	1	0	4	1	2.90
Baker, Dylan	8	4	0	20.0	24	14	11	5	19	0	1	0	4	0	4.95
Bender, Anthony	22	0	0	21.1	24	14	13	11	25	2	1	0	6	0	5.48
Carter, Hayden	1	0	0	3.1	3	2	2	1	2	0	0	0	1	0	5.40
Dillard, Tim	5	5	0	26.0	26	11	9	5	19	2	1	0	4	1	3.12
Gray, Peyton	30	0	0	32.0	10	0	0	14	56	3	0	14	4	0	0.00
Hartman, Zach	18	4	0	34.2	43	16	15	13	25	1	1	0	10	0	3.89
Holmberg, David	12	12	0	73.0	60	24	19	31	76	6	1	0	11	0	2.34
Hutchison, Drew	6	6	0	22.0	17	11	10	13	33	2	2	0	3	0	4.09
Kowalczyk, Karch	26	0	0	26.1	27	13	12	15	23	2	4	2	5	1	4.10
Kussmaul, Ryan	13	11	0	63.1	61	37	34	23	75	5	2	0	9	0	4.83
Matthys, Jake	15	1	0	35.2	43	28	27	12	24	4	2	0	7	1	6.81
Maynard, Jackson	2	0	0	3.0	1	0	0	0	4	0	0	0	1	0	0.00
Schugel, A.J.	28	0	0	26.1	10	3	3	9	23	0	0	1	2	0	1.03
Smith, Myles	23	0	0	24.0	12	7	5	13	36	2	1	1	4	0	1.88
Ventura, Angel	7	7	0	33.0	39	21	20	7	24	2	3	0	11	0	5.46

All-time AA record - 2 seasons, 72-88, .450 winning pct.

Opponent	Record	Pct.	Opponent	Record	Pct.	Opponent	Record	Pct.
Chicago	18-21	.462	Kansas City	5-2	.714	Sioux Falls	7-8	.467
Cleburne	2-4	.333	Lincoln	4-2	.667	Texas	3-3	.500
Fargo	9-13	.409	St. Paul	8-14	.365	Winnipeg	9-9	.500
Gary	4-9	.308	Sioux City	3-3	.500			

Most wins vs. opponent, season: 14, vs. Chicago, 2020.

Most losses vs. opponent, season: 11, vs. Chicago, 2019.

Highest winning % vs. opponent, season (min. 7 games): .714 (5-2), vs. Kansas City, 2019.

Lowest winning % vs. opp't., season (min. 7 games): .200 (2-8), vs. St. Paul, 2019.

## 2020 SCHEDULE

Home game times:

Mon-Fri 6:35, Sat 6:00, Sun 1:00.

## May

Tue 18 - Thu 20	@ Gary
Fri 21 - Sun 23	@ Sioux City
<b>Tue 25 - Thu 27</b>	<b>Winnipeg</b>
<b>Fri 28 - Sun 30</b>	<b>Gary</b>
<b>Mon 31</b>	<b>Sioux City</b>

## June

<b>Tue 1 - Wed 2</b>	<b>Sioux City</b>
Fri 4 - Sun 6	@ Winnipeg
Mon 7 - Thu 10	@ Fargo
<b>Fri 11 - Sun 13</b>	<b>Chicago</b>
Tue 15 - Thu 17	@ Sioux Falls
<b>Fri 18 - Sun 20</b>	<b>Kane County</b>
<b>Mon 21 - Thu 24</b>	<b>Kansas City</b>
<b>Fri 25 - Sun 27</b>	<b>Fargo</b>
Tue 29 - Wed 30	@ Chicago

## July

Thu 1	@ Chicago
Fri 2 - Sun 4	@ Fargo
<b>Tue 6 - Thu 8</b>	<b>Cleburne</b>
<b>Fri 9 - Sun 11</b>	<b>Houston</b>
Tue 13 - Thu 15	@ Chicago
<b>Fri 16 - Sun 18</b>	<b>Gary</b>
<b>Tue 20 - Thu 22</b>	<b>Chicago</b>
Fri 23 - Sun 25	@ Kane County
<b>Tue 27 - Thu 29</b>	<b>Sioux Falls</b>
<b>Fri 30 - Sat 31</b>	<b>Fargo</b>

## August

<b>Sun 1</b>	<b>Fargo</b>
Mon 2 - Wed 4	@ Kane County
Fri 6 - Sun 8	@ Winnipeg
<b>Mon 9 - Thu 12</b>	<b>Lincoln</b>
<b>Fri 13 - Sun 15</b>	<b>Houston</b>
Tue 17 - Thu 19	@ Cleburne
Fri 20 - Sun 22	@ Kansas City
<b>Tue 24 - Thu 26</b>	<b>Winnipeg</b>
<b>Fri 27 - Sun 29</b>	<b>Kane County</b>
Tue 31	@ Lincoln

## September

Wed 1 - Thu 2	@ Lincoln
Fri 3 - Mon 6	@ Gary

## MILWAUKEE INDEPENDENT YEARLY RESULTS

Year	League	W	L	Pct.	Place	Attendance	Manager
2019	Amer. Assoc.	38	62	.380	T-10th (12)	59,459	Gary McClure
2020	Amer. Assoc.	34	26	.567	1st (6)	34,395*	Anthony Barone

\* - 29 openings.

# SIoux CITY EXPLORERS

2020 results: Did not play

3400 Line Drive, Sioux City, IA 51106.

Phone: (712) 277-9467.

Web: XsBaseball.com.

Twitter: @SiouxCityXs.

Facebook.com/SiouxCityExplorers.



## FRONT OFFICE

Chairman: John Roost.

Dir., Stadium Ops.: Boyd Pitkin.

President: Matt Adamski.

## FIELD STAFF

Manager: Steve Montgomery.

Coach: Derek Wolfe.

Pitching Coach: Bobby Post.

Trainer: Bruce Fishbach.

## GAME-DAY INFORMATION

Stadium: Mercy Field at Lewis & Clark Park.

Broadcaster: Connor Ryan.

Year Built: 1993. Capacity: 3,800.

Games Broadcast: All.

Outfield Dimensions: 330-400-330.

Outlets: KSCJ-1360 AM/94.9-FM/ KSCJ.com.

Visiting Club Hotel: Wingate by Wyndham Sioux City, 4716 Singing Hills Blvd., Sioux City, IA 51106. Phone: (712) 276-5600.

## FIELD MANAGER - STEVE MONTGOMERY



Steve Montgomery returns to Sioux City after guiding the Explorers to the club's fourth playoff berth in five seasons in 2019. Since his first season as the X's' skipper in 2014, he has put together a 350-250 record, a .583 winning percentage.

Montgomery began his coaching career in 2004 as a pitching coach with the Fargo-Moorhead RedHawks, and from 2005-2009, he also served as the pitching coach for North Dakota State University. In his 10 seasons as the pitching coach, the RedHawks compiled a 590-383 record, good for a .606 winning percentage.

Montgomery spent nine seasons in professional baseball, playing in the Orioles, Royals, Dodgers and Red Sox organizations, reaching as high as Triple-A in 1997. He also played independent baseball

in the Frontier and Northern Leagues.

### Managerial History

Year	Club	League	Affiliate	Level	Record	Finish	Playoffs
2014	Sioux City	Amer. Assoc.	--	Ind.	47-53	8th (12)	
2015	Sioux City	Amer. Assoc.	--	Ind.	75-25	1st (13)	Lost Finals
2016	Sioux City	Amer. Assoc.	--	Ind.	54-46	5th (12)	Lost Semis
2017	Sioux City	Amer. Assoc.	--	Ind.	46-54	9th (12)	
2018	Sioux City	Amer. Assoc.	--	Ind.	71-29	1st (12)	Lost Semis
2019	Sioux City	Amer. Assoc.	--	Ind.	57-43	T-5th (12)	Lost Finals

## 2021 SCHEDULE

### Standard home game times:

Mon-Fri 7:05, Sat 6:05, Sun 4:05.

### Exceptions:

Saturday, July 3: 7:05.

Sunday, July 4: 7:05.

### May

Tue 18 - Thu 20

Houston

Fri 21 - Sun 23

Milwaukee

Tue 25 - Thu 27

Kansas City

Fri 28 - Sun 30

@ Chicago

Mon 31

@ Milwaukee

### June

Tue 1 - Wed 2

@ Milwaukee

Fri 4 - Sun 6

Lincoln

Mon 7 - Thu 10

Chicago

Fri 11 - Sun 13

@ Gary

Mon 14 - Thu 17

@ Kane County

Fri 18 - Sun 20

Lincoln

Tue 22 - Thu 24

@ Lincoln

Fri 25 - Sun 27

Cleburne

Tue 29 - Wed 30

Houston

### July

Thu 1

Houston

Fri 2 - Sun 4

Kane County

Tue 6 - Thu 8

@ Lincoln

Fri 9 - Sun 11

@ Kane County

Mon 12 - Thu 15

Sioux Falls

Fri 16 - Sun 18

@ Cleburne

Tue 20 - Thu 22

@ Sioux Falls

Fri 23 - Sun 25

Houston

Tue 27 - Thu 29

Winnipeg

Fri 30 - Sat 31

Gary

### August

Sun 1

Gary

Tue 3 - Thu 5

@ Winnipeg

Fri 6 - Sun 8

Fargo

Tue 10 - Thu 12

Kansas City

Fri 13 - Sun 15

Cleburne

Tue 17 - Thu 19

@ Kansas City

Fri 20 - Sun 22

@ Cleburne

Tue 24 - Thu 26

Houston

Fri 27 - Sun 29

Sioux Falls

Tue 31

@ Fargo

### September

Wed 1 - Thu 2

@ Fargo

Fri 3 - Mon 6

@ Sioux Falls

## INDEPENDENT YEARLY RESULTS

Year	League	W	L	Pct.	Place	Attendance	Manager
1993	Northern	34	38	.472	T-4th (6)	112,971	Ed Nottle
1994	Northern	52	28	.650	1st (6)	140,224	Ed Nottle
1995	Northern	46	39	.541	3rd (6)	149,770	Ed Nottle
1996	Northern	26	58	.310	8th (8)	147,062	Ed Nottle
1997	Northern	50	34	.595	2nd (8)	134,580	Ed Nottle
1998	Northern	40	46	.465	T-4th (8)	120,114	Ed Nottle
1999	Northern	51	34	.600	1st (8)	118,333	Ed Nottle
2000	Northern	44	41	.517	3rd (8)	105,888	Ed Nottle
2001	Northern	42	48	.467	5th (8)	112,115	Benny Castillo
2002	Northern	46	42	.523	5th (10)	109,355	Benny Castillo
2003	Northern	33	57	.367	10th (10)	91,005	Jay Kirkpatrick
2004	Northern	39	57	.406	8th (10)	120,681	Jay Kirkpatrick
2005	Northern	44	52	.458	9th (12)	113,590	Williams/Shirley
2006	Amer. Assoc.	43	53	.448	7th (10)	88,408	Ed Nottle
2007	Amer. Assoc.	40	56	.417	7th (10)	92,786	Ed Nottle
2008	Amer. Assoc.	52	44	.541	4th (10)	87,616	Les Lancaster
2009	Amer. Assoc.	40	56	.417	T-9th (10)	70,978	Les Lancaster
2010	Amer. Assoc.	49	47	.510	6th (10)	56,428	Les Lancaster
2011	Amer. Assoc.	51	49	.510	7th (14)	64,000	Stan Cliburn
2012	Amer. Assoc.	45	55	.450	T-11th (13)	55,627	Stan Cliburn
2013	Amer. Assoc.	38	62	.380	13th (13)	52,052	Stan Cliburn
2014	Amer. Assoc.	47	53	.470	8th (12)	50,746	Steve Montgomery
2015	Amer. Assoc.	75	25	.750	1st (13)	77,429	Steve Montgomery
2016	Amer. Assoc.	54	46	.540	5th (12)	68,278	Steve Montgomery
2017	Amer. Assoc.	46	54	.460	9th (12)	58,407	Steve Montgomery
2018	Amer. Assoc.	71	29	.710	1st (12)	63,498	Steve Montgomery
2019	Amer. Assoc.	57	43	.570	T-5th (12)	51,618	Steve Montgomery

## PLAYOFF HISTORY

Year	Round	Opponent	Result	Year	Round	Opponent	Result
1994	Finals	Winnipeg	L 3-1	2015	Semis	St. Paul	W 3-1
1999	Quarters	Winnipeg	L 3-0		Finals	Laredo	L 3-1
2002	Quarters	Joliet	W 3-2	2016	Semis	Wichita	L 3-1
	Semis	Winnipeg	L 3-1	2018	Semis	Kansas City	L 3-2
2008	Semis	Sioux Falls	L 3-0	2019	Semis	Kansas City	W 3-2
					Finals	St. Paul	L 3-0

**SIoux CITY INDEPENDENT SINGLE-SEASON RECORDS**

Batting Average		RBI		Saves	
1. Jose Peguero, 1996	.366	1. Scott Pinoni, 1997	92	1. Matt Pobereyko, 2019	24
2. Lance Robbins, 1994	.356	2. Jose Sermo, 2018	81	Brett Reid, 2008	24
3. Nate Samson, 2016	.350	3. Jose Sermo, 2019	77	3. Jose Flores, 2015	22
Josh Patton, 1999	.350	Jay Baum, 2018	77	4. Eric Karch, 2018	21
5. Ray Serrano, 2010	.349	5. Peter Barrows, 2014	76	5. Sean Kramer, 2005	20

Runs Scored		Stolen Bases		Games Pitched	
1. Michael Lang, 2016	83	1. Michael Lang, 2015	45	1. Eddie Delacruz, 2010	53
2. Michael Lang, 2018	82	2. Matty Johnson, 2015	42	2. Jimmer Kennedy, 2014	48
3. Matty Johnson, 2015	80	3. D. Schermerhorn, 2009	36	3. Matt Pobereyko, 2019	47
4. Jorge Moreno, 2006	77	Nolan Lane, 1997	36	4. Ryan Flores, 2018	46
5. Jorge Moreno, 2007	76	5. Tony Campana, 2017	35	Patrick Schuster, 2018	46

Hits		ERA		Innings Pitched	
1. Nate Samson, 2018	141	1. R. Zimmerman, 2015	1.79	1. N. Schumacher, 2011	148.2
2. Nate Samson, 2016	137	2. David Glick, 2002	1.89	2. Jason Jarvis, 2012	145.2
3. Nate Samson, 2019	131	"Oil Can" Boyd, 1994	1.89	3. Billy Keppinger, 2006	142.0
4. Noah Perio, 2015	129	4. P. Johnson, 2015	2.08	4. C. Swiatkiewicz, 2003	141.1
5. Michael Lang, 2018	126	5. David Trahan, 2011	2.67	5. J. Romero, 2001	140.2

Doubles		Wins		Walks	
1. Ray Serrano, 2010	34	1. Patrick Johnson, 2015	15	1. Trevor Fox, 2009	82
2. Marty Neff, 1998	33	2. R. Zimmerman, 2015	14	2. Patrick Johnson, 2014	65
3. Ray Serrano, 2012	32	3. Justin Vernia, 2018	12	3. Ryan Zimmerman, 2016	63
4. Nate Samson, 2016	30	A. Francisco, 2008	12	4. Nick Singleton, 2009	59
Chris Grossman, 2006	30	5. Six tied with	11	5. Two tied with	57

Triples		Losses		Strikeouts	
1. Kyle Wren, 2019	11	1. Andy Noga, 2013	12	1. Patrick Johnson, 2015	132
2. Michael Lang, 2015	10	Dusty Bergman, 2008	12	2. N. Schumacher, 2011	123
Jose Peguero, 1996	10	3. Chris Gogolewski, 1996	11	3. Luis Mateo, 2018	112
4. Tim Colwell, 2016	8	Reese Murdaugh, 1996	11	4. John Straka, 2015	110
5. Four tied with	7	5. Three tied with	10	5. Matt Connolly, 1994	107

Home Runs	
1. Kevin Garner, 1997	27
2. Jose Sermo, 2018	22
3. Scott Pinoni, 1997	20
4. Jose Moreno, 2006	19
Jay Kirkpatrick, 2000	19

**All-time AA record - 14 seasons, 708-672, .513 winning pct.**

Opponent	Record	Pct.	Opponent	Record	Pct.	Opponent	Record	Pct.
Amarillo	8-6	.571	Kansas City	48-43	.527	St. Paul	85-107	.443
Chicago	5-6	.455	Laredo	5-7	.417	Salina	0-3	.000
Cleburne	19-9	.679	Lincoln	104-90	.536	Shreveport	12-9	.571
Coastal Bend	3-3	.500	Milwaukee	3-3	.500	Sioux Falls	119-102	.539
El Paso	15-17	.469	New Jersey	1-2	.333	Texas/G.P.	55-20	.733
Fargo	34-47	.420	Pensacola	3-10	.231	Trois-Rivieres	2-1	.667
Fort Worth	13-13	.500	Quebec	1-2	.333	Wichita	44-66	.400
Gary	60-44	.577	Rockland	5-2	.714	Winnipeg	43-43	.500
Joplin	6-3	.667	St. Joe	19-14	.576			

**Most wins vs. opponent, season:** 14, vs. St. Paul, 2010.

**Most losses vs. opponent, season:** 16, vs. Sioux Falls, 2007.

**Highest winning % vs. opp't, season (min. 7 games):** 1.000 vs. LIN '15 (13-0) and GP '15 (10-0).

**Lowest winning % vs. opp't., season (min. 7 games):** .188 (3-13), vs. Wichita, 2013.

**SIoux CITY AMERICAN ASSOCIATION CAREER RECORDS**

Games - Position Player		Games - Pitcher	
1. Michael Lang, 2012, 2014-19	538	1. Ty Marotz, 2006-12	144
2. Nate Samson, 2014, 2016-19	408	2. Eddie De La Cruz, 2010-12	136
3. Dustin Jones, 2007-11	390	3. Jimmer Kennedy, 2013-15	129
4. Derek Schermerhorn, 2008-11	360	4. Ryan Flores, 2017-19	117
5. Alex Llanos, 2006-09	355	5. Chris Bodishbaugh, 2012-15	112

Batting Average (min. 600 at-bats)		ERA (minimum 150 innings pitched)	
1. Nate Sampson, 2014, 2016-19	.332	1. Rob Wort, 2014-16	1.80
2. Kent Sakamoto, 2010-11	.330	2. Jimmer Kennedy, 2013-15	2.84
3. Ray Serrano, 2010-12	.323	3. Nick Singleton, 2008-09	3.20
4. Alex Llanos, 2006-09	.311	4. Patrick Johnson, 2014-15	3.22
5. Michael Lang, 2012, 2014-19	.301	5. John Straka, 2014-15	3.71

Runs Scored		Wins	
1. Michael Lang, 2012, 2014-19	432	1. Ty Marotz, 2006-12	28
2. Nate Samson, 2014, 2016-19	276	2. Patrick Johnson, 2014-15	24
3. Dustin Jones, 2007-11	250	3. Alexander Francisco, 2007-08	22
4. Derek Schermerhorn, 2008-11	209	4. Richard Salazar, 2011-13	21
5. Alex Llanos, 2006-09	208	5. John Straka, 2014-15	20

Hits		Losses	
1. Michael Lang, 2012, 2014-19	642	1. Ty Marotz, 2006-12	33
2. Nate Samson, 2014, 2016-19	541	2. Jason Jarvis, 2011-13	23
3. Alex Llanos, 2006-09	411	3. Cody Forsythe, 2016-17	13
4. Dustin Jones, 2007-11	397	Nick Schumacher, 2011-12	13
5. Ray Serrano, 2010-12	353	5. Four tied with	12

Doubles		Games Started	
1. Michael Lang, 2012, 2014-19	106	1. Ty Marotz, 2006-12	72
2. Nate Samson, 2014, 2016-19	97	2. Jason Jarvis, 2011-13	50
3. Ray Serrano, 2010-12	94	3. Richard Salazar, 2011-13	47
4. Dustin Jones, 2007-11	69	4. Cody Forsythe, 2016-17	41
5. Alex Llanos, 2006-09	66	John Straka, 2014-15	41
Derek Schermerhorn, 2008-11	66		

Home Runs		Innings Pitched	
1. Peter Barrows, 2012-14	41	1. Ty Marotz, 2006-12	562.2
2. Jose Sermo, 2018-19	35	2. Jason Jarvis, 2011-13	334.0
3. Michael Lang, 2012, 2014-19	34	3. Richard Salazar, 2011-13	307.2
4. Jorge Moreno, 2006-07	33	4. John Straka, 2014-15	259.2
5. Alex Llanos, 2006-09	31	5. Nick Schumacher, 2011-12	257.0

RBI		Saves	
1. Nate Samson, 2014, 2016-19	274	1. Brett Reid, 2007-10	52
2. Michael Lang, 2012, 2014-19	248	2. Chris Bodishbaugh, 2012-15	44
3. Alex Llanos, 2006-09	206	3. Matt Pobereyko, 2019	24
4. Ray Serrano, 2010-12	180	4. Jose Flores, 2015	22
5. Peter Barrows, 2012-14	179	5. Eric Karch, 2018-19	21

Stolen Bases		Strikeouts	
1. Michael Lang, 2012, 2014-19	143	1. Ty Marotz, 2006-12	400
2. Derek Schermerhorn, 2008-11	99	2. Patrick Johnson, 2014-15	238
3. Nate Samson, 2014, 2016-19	95	3. David Trahan, 2009-11	236
4. Dustin Jones, 2007-11	89	4. Rob Wort, 2014-16	220
5. Tim Colwell, 2014-16	76	5. Richard Salazar, 2011-13	211

# SIoux FALLS CANARIES

2020: 31-27, 2nd place

1000 N. West Avenue, Sioux Falls, SD 57104.

Phone: (605) 333-0179.

Web: SFCanaries.com.

Twitter: @Canaries.

Facebook.com/SFCanaries.



## FRONT OFFICE

**Managing Partner/Co-Owner:** Brian Slipka. **Assistant GM:** Jack Fossand.  
**Co-Owner:** Anthony Albanese. **Sales Executive:** Andrew Olson.  
**General Manager:** Duell Higbe.

## FIELD STAFF

**Manager:** Mike Meyer. **Hitting Coach:** Jabari Henry.

## GAME-DAY INFORMATION

**Stadium:** Sioux Falls Stadium. **Broadcaster:** Joey Zanaboni.  
**Year Built:** 1964. **Capacity:** 4,462. **Games Broadcast:** All.  
**Outfield Dimensions:** 313-410-312. **Webcast:** mixlr.com.  
**Visiting Club Hotel:** Sheraton Sioux Falls, 1211 N. West Avenue, Sioux Falls, SD 57104. **Phone:** (605) 988-9895. **Fax:** (605) 339-7852.

## FIELD MANAGER - MIKE MEYER



Mike Meyer begins his fifth season with the Canaries in 2021 after leading the club to its best record and first playoff berth in ten seasons in 2020.

Meyer also served as the club's pitching coach from 2007-2014, helping the Birds hoist the American Association championship trophy in 2008, and being part of a North Division title-winning squad in 2010. Meyer also served as hitting coach in 2015 and 2016 for the Laredo Lemurs, who put together a combined 115-85 record and the American Association championship in 2015.

Prior to his professional coaching career, Meyer played collegiately at the University of Arizona before being selected in the 23rd round of the 2000 draft by the St. Louis Cardinals. Meyer reached High-A before joining the Independent ranks, hurling 374.2 innings for the St. Paul Saints from 2004-2006.

### Managerial History

Year	Club	League	Affiliate	Level	Record	Finish	Playoffs
2017	Sioux Falls	Amer. Assoc.	--	Ind.	45-55	10th (12)	
2018	Sioux Falls	Amer. Assoc.	--	Ind.	40-60	10th (12)	
2019	Sioux Falls	Amer. Assoc.	--	Ind.	38-62	T-10th (12)	
2020	Sioux Falls	Amer. Assoc.	--	Ind.	31-27	2nd (6)	

## 2021 SCHEDULE

### Standard home game times:

Mon-Fri 7:05, Sat 6:05, Sun 2:05.

### Other home game times:

Wednesday, June 16: 12:05.

Wednesday, August 11: 12:05.

Monday, September 6: 1:05.

### July

Thu 1 @ Kansas City  
 Fri 2 - Sun 4 @ Cleburne  
**Tue 6 - Thu 8 Kansas City**  
**Fri 9 - Sun 11 Chicago**  
 Mon 12 - Thu 15 @ Sioux City  
**Fri 16 - Sun 18 Lincoln**  
**Tue 20 - Thu 22 Sioux City**  
**Fri 23 - Sun 25 Lincoln**  
 Tue 27 - Thu 29 @ Milwaukee  
 Fri 30 - Sat 31 @ Kane County

### May

**Tue 18 - Thu 20 Winnipeg**  
**Fri 21 - Sun 23 Kane County**  
**Tue 25 - Thu 27 Houston**  
 Fri 28 - Sun 30 @ Lincoln  
 Mon 31 @ Kansas City

### June

Tue 1 - Wed 2 @ Kansas City  
**Fri 4 - Sun 6 Houston**  
**Tue 8 - Thu 10 Cleburne**  
 Fri 11 - Sun 13 @ Winnipeg  
**Tue 15 - Thu 17 Milwaukee**  
 Fri 18 - Sun 20 @ Fargo  
**Tue 22 - Thu 24 Houston**  
**Fri 25 - Sun 27 Gary**  
 Tue 29 - Wed 30 @ Kansas City

### August

Sun 1 @ Kane County  
 Mon 2 - Thu 5 @ Gary  
 Fri 6 - Sun 8 @ Chicago  
**Tue 10 - Thu 12 Cleburne**  
**Fri 13 - Sun 15 Fargo**  
**Mon 16 - Thu 19 Houston**  
 Fri 20 - Sun 22 @ Lincoln  
 Mon 23 - Wed 25 @ Cleburne  
 Fri 27 - Sun 29 @ Sioux City  
**Mon 30 - Tue 31 Kansas City**

### September

**Wed 1 Kansas City**  
**Fri 3 - Mon 6 Sioux City**

## SIoux FALLS INDEPENDENT YEARLY RESULTS

Year	League	W	L	Pct.	Place	Attendance	Manager
1993	Northern	34	38	.472	T-4th (6)	86,167	Frank Verdi
1994	Northern	47	33	.588	2nd (6)	99,754	Verdi/Stavrenos
1995	Northern	38	46	.452	T-4th (6)	102,328	Dick Dietz
1996	Northern	44	40	.524	4th (8)	100,958	John Zizzo
1997	Northern	31	53	.369	8th (8)	104,546	Thompson/Medlock
1998	Northern	35	51	.407	T-6th (8)	117,015	Mike Burton
1999	Northern	37	48	.435	7th (8)	118,765	Mike Burton
2000	Northern	34	52	.395	8th (8)	144,788	Doc Edwards
2001	Northern	55	31	.611	1st (8)	123,821	Doc Edwards
2002	Northern	41	49	.456	6th (10)	125,077	Doc Edwards
2003	Northern	37	51	.420	8th (10)	117,937	Doc Edwards
2004	Northern	33	63	.344	9th (10)	109,192	Doc Edwards
2005	Northern	35	60	.378	12th (12)	118,611	Mike Pinto
2006	Amer. Assoc.	34	62	.354	10th (10)	120,536	Mike Pinto
2007	Amer. Assoc.	53	43	.552	5th (10)	144,025	Steve Shirley
2008	Amer. Assoc.	60	36	.625	T-1st (10)	150,837	Steve Shirley
2009	Amer. Assoc.	40	56	.417	T-9th (10)	132,529	Steve Shirley
2010	Amer. Assoc.	63	33	.656	1st (10)	86,518	Steve Shirley
2011	Amer. Assoc.	42	57	.425	13th (14)	76,549	Steve Shirley
2012	Amer. Assoc.	45	55	.450	T-11th (13)	130,541	Steve Shirley
2013	Amer. Assoc.	42	58	.420	11th (13)	161,131	Steve Shirley
2014	Amer. Assoc.	33	67	.330	12th (12)	139,784	Steve Shirley
2015	Amer. Assoc.	39	60	.394	11th (13)	132,280	Chris Paterson
2016	Amer. Assoc.	40	60	.400	10th (12)	125,591	Chris Paterson/ Shelby Ford
2017	Amer. Assoc.	45	55	.450	10th (12)	113,506	Mike Meyer
2018	Amer. Assoc.	40	60	.400	10th (12)	124,127	Mike Meyer
2019	Amer. Assoc.	38	62	.380	T-10th (12)	114,452	Mike Meyer
2020	Amer. Assoc.	31	27	.534	2nd (6)	28,931*	Mike Meyer

\* - 30 home dates.

## PLAYOFF HISTORY

Year	Round	Opponent	Result	Year	Round	Opponent	Result
2001	Quarters	Lincoln	L 3-1	2010	Semis	Lincoln	W 3-0
2008	Semis	Sioux City	W 3-0		Finals	Shreveport	L 3-0
	Finals	Grand Prairie	W 3-1	2020	Finals	Milwaukee	L 4-1

2020 SIOUX FALLS STATISTICS

vs. Chicago: 6-4

vs. Milwaukee: 3-3

vs. Winnipeg: 4-5

vs. Fargo-Moorhead: 5-4

vs. St. Paul: 13-11

Player	POS	AVG	G	AB	R	H	2B	3B	HR	RBI	BB	HBP	SO	SB	CS	DP	E
Brett, Ryan	IF	.243	40	140	24	34	6	2	1	14	6	3	37	3	0	3	2
Coulter, Clint	C	.264	55	220	32	58	16	1	11	41	10	8	67	0	0	3	11
Ely, Andrew	IF	.295	58	244	55	72	15	2	9	30	26	9	54	1	1	3	13
Hart, Mike	OF	.243	50	177	33	43	6	4	7	26	17	12	60	4	1	2	3
Henry, Jabari	OF	.260	45	177	34	46	8	0	9	31	21	2	61	0	0	1	0
Huth, K.C.	OF	.211	20	76	6	16	3	0	2	13	3	1	10	4	1	2	3
Kay, Grant	IF	.262	39	141	20	37	3	2	3	18	17	3	43	4	0	0	6
Lago, Alay	IF	.321	58	246	41	79	20	0	4	35	11	5	36	5	4	8	5
Landon, Logan	OF	.333	56	228	37	76	12	1	10	43	20	1	46	3	1	8	3
Long, Ryan	IF	.198	24	86	10	17	2	0	2	8	5	1	26	0	0	3	6
Morales, Matt	IF	.286	2	7	1	2	0	0	0	0	0	0	2	0	0	0	0
Morales, Roy	C	.330	26	97	11	32	5	0	2	12	9	0	8	2	1	4	1
Tomscha, Darnek	IF	.320	55	231	36	74	12	4	10	49	12	5	55	1	0	4	10
Zawada, S.	OF	.167	3	6	0	1	0	0	0	0	0	0	2	0	0	0	0

Pitcher	G	GS	CG	IP	H	R	ER	BB	SO	W	L	SV	2B	3B	ERA
Anderson, Tanner	4	3	0	11.0	22	15	13	5	6	1	2	0	2	0	10.64
Blank, Nicco	19	0	0	20.1	13	9	6	16	24	1	1	0	3	0	2.66
Boshers, Alex	4	2	0	15.1	35	19	19	9	14	0	1	0	8	1	11.15
Bragg, Sam	8	4	0	20.0	38	18	17	9	12	1	2	0	4	1	7.65
Culbreth, Ty	7	7	0	37.0	49	27	26	11	27	3	2	0	12	1	6.32
Danish, Tyler	7	6	0	38.0	36	13	9	12	26	4	0	0	7	0	2.13
Delgado, Casey	4	4	0	13.0	16	14	10	4	10	0	2	0	3	0	6.92
Folman, Kevin	21	0	0	40.0	48	32	29	20	37	3	1	0	11	0	6.53
Freese, Dakota	3	0	0	5.1	6	6	4	6	8	0	0	0	2	0	6.75
Fritze, Ryan	28	0	0	28.2	21	11	10	16	32	2	1	2	3	1	3.14
Gunn, Michael	4	0	0	4.0	3	2	2	4	3	0	0	0	0	0	4.50
Herron, Tyler	12	12	1	76.1	95	47	39	21	55	7	1	0	18	2	4.60
Heyer, Kurt	11	4	0	29.2	44	28	25	19	11	2	4	0	10	1	7.58
Long, Ryan	3	0	0	4.0	1	0	0	1	0	0	0	0	0	0	0.00
Medina, Eddie	2	2	1	9.0	15	8	6	4	8	0	2	0	4	0	6.00
Sharabi, D.J.	28	0	0	30.0	33	21	16	20	32	1	4	0	4	0	4.80
Solomon, Will	5	0	0	5.1	9	9	8	8	5	0	0	0	1	0	13.50
Steele, Keaton	30	0	0	29.2	34	16	15	10	16	0	1	16	6	0	4.55
Wood, Grady	10	5	0	33.0	38	24	20	11	27	2	1	0	8	0	5.46
Younginer, Madison	13	0	0	15.1	14	10	8	16	18	0	0	0	2	0	4.70
Zokan, Jake	9	9	0	51.0	49	22	17	19	41	4	2	0	11	1	3.00

SIOUX FALLS INDEPENDENT SINGLE-SEASON RECORDS

Batting Average	RBI	Saves
1. Beau Torbert, 2010 .394	1. Beau Torbert, 2010 100	1. Kris Regas, 2008 30
2. Will Smith, 2007 .367	2. R. Abercrombie, 2010 90	2. Aaron Cotter, 2005 25
3. C. Peterson, 2001 .364	3. Cesar Nicolas, 2012 82	3. Jerrod Fuell, 2007 23
4. Chris Powell, 1994 .357	4. Tim Pahuta, 2013 79	4. Alan DeRatt, 2013 22
5. Frank Valdez, 1995 .356	5. Brandon Sing, 2010 73	5. M. Montgomery, 2005 18

Runs Scored	Stolen Bases	Games Pitched
1. R. Abercrombie, 2010 89	1. Ralph Santana, 2006 40	1. Kyle Schepel, 2018 50
2. G. Richardson, 2008 88	2. Dan Motl, 2017 37	2. George Sherrill, 2001 48
3. Brandon Sing, 2010 87	3. Mike Dumas, 1996 36	3. Jose Ortega, 2017 45
4. Joe Anthonson, 2010 81	4. Mike Dumas, 1997 35	4. Josh Ferrell, 2016 43
5. Beau Torbert, 2010 79	5. Burt Reynolds, 2017 34	Kyle Mertins, 2012 43
	R. Abercrombie, 2010 34	Dan Cooper, 2012 43
		John Wesley, 2005 43

Hits	ERA	Innings Pitched
1. Beau Torbert, 2010 155	1. Rob Andrackin, 1994 1.12	1. Ben Moore, 2013 155.1
2. N. Van Stratten, 2013 143	2. Grady Wood, 2017 2.21	Kyle Ruwe, 2013 155.1
3. C. Peterson, 2001 136	3. Jamie Ybarra, 1994 2.31	3. Ben Moore, 2011 145.0
4. Felix Pagan, 2001 127	4. Joe Bircher, 2016 2.54	4. Kyle Ruwe, 2014 143.0
5. Brian Humphries, 2015 126	5. Rich Hyde, 1996 2.72	5. Rich Hyde, 2000 140.1

Doubles	Wins	Walks
1. Beau Torbert, 2010 38	1. Ben Moore, 2011 13	1. Ryan Shaver, 2010 64
2. Chad Hermansen, 2006 35	Ryan Ford, 2008 13	2. Matt Wickswat, 2014 60
3. Jose Viera, 2002 34	3. Ryan Rodriguez, 2010 12	3. Adam Champion, 2013 58
4. Felix Pagan, 2001 33	Pat Mahomes, 2007 12	4. Chris Salberg, 2011 57
5. Two tied with 32	Scott Martin, 2001 12	5. Chris Salberg, 2010 55

Triples	Losses	Strikeouts
1. N. Van Stratten, 2013 14	1. Jeremy Strawn, 2015 13	1. Ben Moore, 2011 144
2. Dan Motl, 2017 9	2. Adam Champion, 2013 11	2. Ben Moore, 2013 131
Patrick Reilly, 2008 9	3. Mark Seyler, 2019 10	3. Ben Moore, 2010 126
T. Pendergrass, 2003 9	S. Bougher, 2016 10	4. Grady Wood, 2017 117
5. Two tied with 7	Peter Gehle, 2012 10	5. Pat Mahomes, 2007 109
	Brandon Rapoza, 2011 10	Jamie Ybarra, 1994 109
	Ryan Ford, 2009 10	
	Micah Posey, 2007 10	

Home Runs
1. Jabari Henry, 2017 29
Tim Pahuta, 2013 29
3. Brandon Sing, 2010 27
J. Swinton, 2001 27
5. Two tied with 24

All-time AA record - 15 seasons, 645-791, .449 winning pct.

Opponent	Record	Pct.	Opponent	Record	Pct.	Opponent	Record	Pct.
Amarillo	7-13	.350	Kansas City	21-36	.368	St. Paul	100-125	.444
Chicago	14-15	.483	Laredo	5-15	.250	Salina	5-1	.833
Cleburne	12-12	.500	Lincoln	72-93	.436	Shreveport	9-5	.643
Coastal Bend	0-6	.000	Milwaukee	8-7	.533	Sioux City	102-119	.462
El Paso	20-9	.689	New Jersey	1-2	.333	Texas/G.P.	34-26	.567
Fargo	44-72	.379	Pensacola	9-6	.600	Trois-Rivieres	1-2	.333
Fort Worth	10-11	.476	Quebec	5-2	.714	Wichita	43-57	.430
Gary	44-48	.478	St. Joe	26-18	.591	Winnipeg	50-88	.362
Joplin	3-3	.500						

Most wins vs. opponent, season: 17, vs. St. Joe, 2007.

Most losses vs. opponent, season: 16, vs. Lincoln, 2006.

Highest winning % vs. opponent, season (min. 7 games): .846 (11-2) vs. Texas, 2019.

Lowest winning % vs. opponent, season (min. 7 games): .000 (0-7) vs. Fargo, 2019.



## SIoux FALLS AMERICAN ASSOCIATION CAREER RECORDS

### Games - Position Player

1. Trevor Lawhorn, 2007, 2009-12	392
2. Joe Anthonson, 2009-12	373
3. Tim Hutting, 2008-10	285
4. Beau Torbert, 2008-10	250
5. David Bergin, 2015-16, 2018	249

### Batting Average (min. 600 at-bats)

1. Beau Torbert, 2008-10	.358
2. Alay Lago, 2019-2020	.332
3. Brandon Sing, 2010-11	.326
4. Abner Arroyo, 2006-07	.323
5. Reggie Abercrombie, 2010-13	.316

### Runs Scored

1. Joe Anthonson, 2009-12	238
2. Trevor Lawhorn, 2007, 2009-12	218
3. Reggie Abercrombie, 2010-13	192
4. Beau Torbert, 2008-10	179
5. Tim Hutting, 2008-10	161

### Hits

1. Joe Anthonson, 2009-12	413
Trevor Lawhorn, 2007, 2009-12	413
3. Beau Torbert, 2008-10	355
4. Reggie Abercrombie, 2010-13	316
5. Tim Hutting, 2008-10	301

### Doubles

1. Trevor Lawhorn, 2007, 2009-12	93
2. Beau Torbert, 2008-10	68
3. Brandon Sing, 2010-11	60
4. Reggie Abercrombie, 2010-13	59
5. David Bergin, 2015-16, 2018	58

### Home Runs

1. Beau Torbert, 2008-10	55
2. Reggie Abercrombie, 2010-13	54
3. Jabari Henry, 2017-18, 2020	51
Brandon Sing, 2010-11	51
5. Trevor Lawhorn, 2007, 2009-12	43

### RBI

1. Beau Torbert, 2008-10	231
2. Reggie Abercrombie, 2010-13	213
3. Trevor Lawhorn, 2007, 2009-12	209
4. David Bergin, 2015-16, 2018	174
5. Jabari Henry, 2017-18, 2020	155

### Stolen Bases

1. Reggie Abercrombie, 2010-13	76
2. Dan Mott, 2017-18	59
3. Burt Reynolds, 2017-19	51
4. Blake Schmit, 2016-18	49
5. Chris Grayson, 2015-16, 2018	43

### Games - Pitcher

1. Kris Regas, 2007-09, 2016	123
2. Ben Moore, 2008-11, 2013-14	122
3. Ryan Grant, 2008-11	108
4. Alan DeRatt, 2012-14	107
5. James Jones, 2015-18	103

### ERA (minimum 150 innings pitched)

1. Kris Regas, 2007-09, 2016	2.66
2. Grady Wood, 2017-18, 2020	3.72
3. Ryan Ford, 2007-09	3.82
4. Pat Mahomes, 2007-09	3.84
5. Joe Bircher, 2014-18	3.87

### Wins

1. Ben Moore, 2008-11, 2013-14	55
2. Pat Mahomes, 2007-09	24
3. Ryan Ford, 2007-09	23
4. Joe Bircher, 2014-18	22
5. Kyle Ruwe, 2011, 2013-14	21

### Losses

1. Ben Moore, 2008-11, 2013-14	42
2. Joe Bircher, 2014-18	28
3. Ryan Ford, 2007-09	21
Travis Kane, 2008-10	21
5. Kyle Ruwe, 2011, 2013-14	20

### Games Started

1. Ben Moore, 2008-11, 2013-14	121
2. Joe Bircher, 2014-18	82
3. Kyle Ruwe, 2011, 2013-14	58
4. Ryan Ford, 2007-09	56
5. Travis Kane, 2008-10	44

### Innings Pitched

1. Ben Moore, 2008-11, 2013-14	797.1
2. Joe Bircher, 2014-18	500.1
3. Kyle Ruwe, 2011, 2013-14	397.2
4. Ryan Ford, 2007-09	353.2
5. Pat Mahomes, 2007-09	309.0

### Saves

1. Aaron Cotter, 2009-11	47
2. Kris Regas, 2007-09, 2016	46
3. Alan DeRatt, 2012-14	41
4. Jerrod Fuell, 2007	23
5. Jose Ortega, 2016-17	22

### Strikeouts

1. Ben Moore, 2008-11, 2013-14	701
2. Joe Bircher, 2014-18	339
3. Pat Mahomes, 2007-09	246
4. Kris Regas, 2007-09, 2016	236
5. Ryan Ford, 2007-09	199

# WINNIPEG GOLDEYES

2020 Results: 29-31, 4th place

One Portage Ave. East, Winnipeg, MB R3B 3N3.

Phone: (204) 982-2273.

Web: Goldeyes.com.

Twitter: @Wpg\_Goldeyes.

Facebook.com/WinnipegGoldeyes.



## FRONT OFFICE

**Principal Owner/President:** Sam Katz.

**Vice President/COO:** Regan Katz.

**General Manager:** Andrew Collier.

**CFO:** Jason McRae-King.

**Director, Sales & Marketing:** Dan Chase.

**Box Office Manager:** Paul Duque.

**Food & Beverage:** Melissa Schlichting.

**Suites Manager:** Angela Sanche.

**Manager, Group Sales & Partnerships:**

Bill Hibbard.

**Account Executive:** Will Sutton.

**Retail Manager:** Kendra Gibson.

**Facility Manager:** Don Ferguson.

## FIELD STAFF

**Manager:** Rick Forney.

**Hitting Coach:** Kash Beauchamp.

**Trainer:** Cristian Molina.

**Clubhouse Manager:** Jamie Samson.

## GAME-DAY INFORMATION

**Stadium:** Shaw Park.

**Year Built:** 1999. **Capacity:** 7,481.

**Outfield Dimensions:** 325-400-325.

**Broadcaster:** Steve Schuster.

**Games Broadcast:** All.

**Outlets:** CJNU 93.7-FM, cjnu.ca.

**Visiting Club Hotel:** Radisson Hotel Winnipeg Downtown, 288 Portage Avenue, Winnipeg, MB R3C 0B8. **Telephone:** (204) 975-6221.

## FIELD MANAGER - RICK FORNEY



A manager of three American Association championship squads, Forney returns for his 16th year with the Goldeyes in 2021 after being named the 2020 Manager of the Year.

The league's 2011 Manager of the Year, Forney spent his first three years in the Winnipeg organization as a pitcher, followed by six years as a pitching coach, before being named manager prior to the 2006 season. As a manager, he has put together a record of 784-647, a .548 winning percentage.

The Maryland native was originally a 26th-round pick by Baltimore in 1991 and spent five seasons pitching in the Orioles' system.

## Managerial History

Year	Club	League	Affiliate	Level	Record	Finish	Playoffs
2006	Winnipeg	Northern	--	Ind.	52-44	2nd (10)	Lost Semis
2007	Winnipeg	Northern	--	Ind.	52-43	3rd (8)	Lost Semis
2008	Winnipeg	Northern	--	Ind.	51-35	3rd (6)	Lost Semis
2009	Winnipeg	Northern	--	Ind.	55-41	2nd (6)	Lost Semis
2010	Winnipeg	Northern	--	Ind.	46-53	6th (8)	
2011	Winnipeg	Amer. Assoc.	--	Ind.	60-40	2nd (14)	Lost Semis
2012	Winnipeg	Amer. Assoc.	--	Ind.	55-45	2nd (13)	Lg. Champions
2013	Winnipeg	Amer. Assoc.	--	Ind.	56-44	4th (13)	
2014	Winnipeg	Amer. Assoc.	--	Ind.	63-37	2nd (12)	Lost Semis
2015	Winnipeg	Amer. Assoc.	--	Ind.	47-52	7th (13)	
2016	Winnipeg	Amer. Assoc.	--	Ind.	58-42	3rd (12)	Lg. Champions
2017	Winnipeg	Amer. Assoc.	--	Ind.	62-38	1st (12)	Lg. Champions
2018	Winnipeg	Amer. Assoc.	--	Ind.	41-59	9th (12)	
2019	Winnipeg	Amer. Assoc.	--	Ind.	57-43	T-5th (12)	
2020	Winnipeg	Amer. Assoc.	--	Ind.	29-31	4th (6)	

## 2021 SCHEDULE

## Standard home game times:

Mon-Fri 7:00, Sat 6:00, Sun 1:00.

## Other home game times:

Thursday, August 19: 12:00.

Monday, September 6: 1:00.

## May

Tue 18 - Thu 20 @ Sioux Falls

Fri 21 - Sun 23 Chicago

Tue 25 - Thu 27 @ Milwaukee

Fri 28 - Sun 30 @ Kane County

Mon 31 @ Chicago

## June

Wed 2 @ Chicago (DH)

Fri 4 - Sun 6 Milwaukee

Tue 8 - Thu 10 Kane County

Fri 11 - Sun 13 Sioux Falls

Tue 15 - Thu 17 @ Cleburne

Fri 18 - Sun 20 @ Kansas City

Tue 22 - Thu 24 Cleburne

Fri 25 - Sun 27 Houston

Mon 28 - Wed 30 @ Fargo

## July

Thu 1 @ Fargo

Fri 2 - Sun 4 @ Gary

Tue 6 - Thu 8 Fargo

Fri 9 - Sun 11 Gary

Mon 12 - Thu 15 Lincoln

Fri 16 - Mon 19 @ Fargo

Tue 20 - Thu 22 Houston

Fri 23 - Sun 25 Kansas City

Tue 27 - Thu 29 @ Sioux City

Fri 30 - Sat 31 @ Lincoln

## August

Sun 1 @ Lincoln

Tue 3 - Thu 5 Sioux City

Fri 6 - Sun 8 Milwaukee

Tue 10 - Thu 12 @ Chicago

Fri 13 - Sun 15 @ Kane County

Tue 17 - Thu 19 Gary

Fri 20 - Sun 22 Kane County

Tue 24 - Thu 26 @ Milwaukee

Fri 27 - Sun 29 @ Gary

Tue 31 Chicago

## September

Wed 1 - Thu 2 Chicago

Fri 3 - Mon 6 Fargo

## WINNIPEG INDEPENDENT YEARLY RESULTS

Year	League	W	L	Pct.	Place	Attendance	Manager
1994	Northern	43	37	.538	4th (6)	212,571	Doug Simunic
1995	Northern	47	38	.553	2nd (6)	196,460	Doug Simunic
1996	Northern	50	34	.595	2nd (8)	171,351	Hal Lanier
1997	Northern	53	30	.639	1st (8)	171,240	Hal Lanier
1998	Northern	58	28	.674	2nd (8)	159,512	Hal Lanier
1999	Northern	48	38	.558	3rd (8)	248,488	Hal Lanier
2000	Northern	48	38	.558	2nd (8)	271,513	Hal Lanier
2001	Northern	52	38	.578	T-2nd (8)	292,095	Hal Lanier
2002	Northern	56	33	.629	1st (10)	303,786	Hal Lanier
2003	Northern	55	34	.618	2nd (10)	300,760	Hal Lanier
2004	Northern	56	39	.589	3rd (10)	323,241	Hal Lanier
2005	Northern	47	48	.495	T-6th (12)	322,758	Hal Lanier
2006	Northern	52	44	.542	2nd (8)	312,213	Rick Forney
2007	Northern	52	43	.542	3rd (8)	300,213	Rick Forney
2008	Northern	51	35	.531	3rd (6)	284,398	Rick Forney
2009	Northern	55	41	.573	2nd (6)	278,099	Rick Forney
2010	Northern	46	53	.465	6th (8)	271,399	Rick Forney
2011	American Association	60	40	.600	2nd (14)	275,521	Rick Forney
2012	American Association	55	45	.550	2nd (13)	285,263	Rick Forney
2013	American Association	56	44	.560	4th (13)	276,359	Rick Forney
2014	American Association	63	37	.630	2nd (12)	258,429	Rick Forney
2015	American Association	47	52	.475	7th (13)	258,922	Rick Forney
2016	American Association	58	42	.580	3rd (12)	231,206	Rick Forney
2017	American Association	62	38	.620	1st (12)	219,556	Rick Forney
2018	American Association	41	59	.410	9th (12)	219,370	Rick Forney
2019	American Association	57	43	.570	T-5th (12)	195,787	Rick Forney
2020	American Association	29	31	.483	4th (6)	15,315*	Rick Forney

\* - 28 openings, all at Fargo-Moorhead.

## 2020 WINNIPEG STATISTICS

vs. Chicago: 3-6

vs. Fargo: 13-11

vs. Milwaukee: 4-5

vs. St. Paul: 4-5

vs. Sioux Falls: 5-4

Player	POS	AVG	G	AB	R	H	2B	3B	HR	RBI	BB	HBP	SO	SB	CS	DP	E
Almadova, Breland	OF	.152	9	33	5	5	2	0	0	1	3	1	16	2	0	2	1
Darvill, Wes	IF	.268	57	209	32	56	10	1	5	31	16	2	60	13	7	4	9
George, Jordan	IF	.223	58	184	21	41	5	0	7	31	32	4	39	3	1	5	7
Hill, Logan	OF	.270	53	204	32	55	13	0	6	22	18	5	68	3	1	5	3
Lachance, Kevin	IF	.262	47	172	35	45	6	0	5	16	21	1	42	8	2	1	5
Lidge, Ryan	C	.000	3	4	0	0	0	0	0	0	0	0	0	0	0	0	0
Martin, Kyle	IF	.301	60	226	40	68	10	1	16	51	23	4	46	8	4	1	4
Morales, Roy	C	.333	19	57	8	19	4	0	0	10	10	1	9	3	1	2	1
Moroney, Jonathan	OF	.272	54	191	27	52	13	2	3	17	9	4	58	4	2	3	1
Nester, John	C	.259	54	189	20	49	12	0	6	31	16	2	43	0	1	2	3
Oddo, Nick	C	.250	13	24	2	6	0	0	0	0	1	0	9	0	0	0	0
Pizzano, Dario	OF	.297	20	64	11	19	5	0	0	1	13	1	10	0	0	1	0
Sweeney, Darnell	IF	.277	60	238	40	66	14	1	14	38	26	3	75	14	8	5	7
Walraven, Thomas	IF	.000	1	0	0	0	0	0	0	0	0	0	0	0	0	0	0
Wood, Eric	IF	.216	50	176	21	38	5	0	2	21	25	0	57	3	3	5	8

Pitcher	G	GS	CG	IP	H	R	ER	BB	SO	W	L	SV	2B	3B	ERA
Antone, Nate	22	0	0	25.1	17	10	10	11	29	1	0	0	3	0	3.55
Capellan, Victor	27	0	0	26.2	26	5	5	6	26	1	1	12	5	1	1.69
Cumpton, Brandon	9	9	0	43.2	49	27	22	15	34	2	3	0	7	2	4.53
Duncan, Frank	13	13	1	78.0	98	52	42	21	55	5	7	0	16	0	4.85
Flores, Ryan	3	0	0	5.1	9	5	5	2	4	0	0	0	1	1	8.44
Gorman, John	12	2	0	26.2	26	14	12	11	33	2	2	0	5	1	4.05
Grills, Evan	11	6	0	38.2	36	25	21	9	44	3	2	0	11	0	4.89
Harris, Garrett	2	0	0	1.0	8	3	3	0	1	0	1	0	2	0	27.00
Hasler, Kent	22	0	0	29.1	13	9	6	8	41	3	2	0	1	0	1.84
Hilton, Kevin	11	9	0	55.1	73	34	32	12	27	5	4	0	4	0	5.21
Jose, Jose	22	0	0	21.2	12	5	5	1	25	1	0	0	5	0	2.08
Kamplain, Justin	8	0	0	9.0	12	10	10	6	12	1	1	0	2	1	10.00
Lambson, Mitchell	12	12	1	74.2	91	43	40	14	65	4	4	0	18	1	4.82
Lucas, Josh	3	2	0	15.0	12	2	2	2	18	0	0	0	3	0	1.20
McGovern, Kevin	7	5	1	26.1	33	16	14	8	22	1	1	0	5	1	4.79
Mills, McKenzie	3	2	0	7.1	16	14	14	5	6	0	2	0	4	0	17.18
Rheault, Dylan	12	0	0	15.0	21	13	7	8	9	0	1	1	3	0	4.20
Thurston, Ryan	3	0	0	4.0	4	4	1	6	2	0	0	0	0	0	2.25

## PLAYOFF HISTORY

Year	Round	Opponent	Result	Year	Round	Opponent	Result
1994	Finals	Sioux City	W 3-1	2003	Semis	St. Paul	W 3-2
1995	Finals	St. Paul	L 3-1		Finals	Fargo-Moorhead	L 3-1
1996	Semis	Fargo-Moorhead	L 2-1	2006	Semis	Fargo-Moorhead	L 3-2
1997	Semis	Fargo-Moorhead	W 3-2	2007	Semis	Gary	L 3-2
	Finals	Duluth-Superior	L 3-2	2008	Semis	Gary	L 3-1
1998	Semis	Fargo-Moorhead	L 3-1	2009	Semis	Fargo-Moorhead	L 3-2
1999	Quarters	Sioux City	W 3-0	2011	Semis	St. Paul	L 3-2
	Semis	Fargo-Moorhead	W 3-0	2012	Semis	Fargo-Moorhead	W 3-0
	Finals	Albany-Colonie	L 3-1		Finals	Wichita	W 3-0
2000	Quarters	Fargo-Moorhead	L 3-0	2014	Semis	Lincoln	L 3-2
2001	Quarters	Fargo-Moorhead	W 3-2	2016	Semis	St. Paul	W 3-2
	Semis	Lincoln	W 3-1		Finals	Wichita	W 3-2
	Finals	New Jersey	L 3-1	2017	Semis	Lincoln	W 3-1
2002	Quarters	Lincoln	W 3-2		Finals	Wichita	W 3-2
	Semis	Sioux City	W 3-1				
	Finals	New Jersey	L 3-1				

## WINNIPEG INDEPENDENT SINGLE-SEASON RECORDS

Batting Average		RBI		Saves	
1. Terry Lee, 1995	.373	1. Juan Diaz, 2009	90	1. Victor Capellan, 2019	27
2. Brian Duva, 1998	.367	2. Terry Lee, 1996	88	2. Victor Capellan, 2018	22
3. Casey Haerther, 2014	.360	3. R. Abercrombie, 2017	82	Oscar Montero, 2004	22
Tyler Kuhn, 2014	.360	4. Josh Romanski, 2017	81	4. Ryan Chaffee, 2017	21
5. C. Cappuccio, 2001	.359	Wes Long, 2011	81	5. Steve Thomas, 2001	20
		Tony Chance, 1998	81		
Runs Scored		Stolen Bases		Games Pitched	
1. Fehlandt Lentini, 2006	93	1. Fehlandt Lentini, 2006	57	1. Jack Charleston, 2018	60
2. Andrew Sohn, 2017	88	2. Brian Duva, 1997	55	2. Brendan Lafferty, 2015	58
Terry Lee, 1997	88	3. Adam Heisler, 2015	44	3. Brendan Lafferty, 2014	55
4. Fehlandt Lentini, 2007	86	4. Fehlandt Lentini, 2007	42	4. Brendan Lafferty, 2013	53
5. Three tied with	83	5. Ralph Santana, 2005	41	5. Brian Beuning, 2008	51
		Kevin Dattola, 1995	41		
Hits		ERA		Innings Pitched	
1. Tyler Kuhn, 2014	148	1. Rick Forney, 1999	2.13	1. M. Lambson, 2019	150.2
2. Casey Haerther, 2014	140	2. Rafael Gross, 2003	2.28	2. Ace Walker, 2009	149.0
3. Fehlandt Lentini, 2006	136	3. B. Madritsch, 2002	2.30	Roger Luque, 2004	149.0
C. Cappuccio, 2001	136	Rafael Gross, 2001	2.30	4. Matt Rusch, 2013	144.2
5. Price Kendall, 2011	135	5. Matt Rusch, 2012	2.39	5. K. McGovern, 2018	144.1
Doubles		Wins		Walks	
1. C. Cappuccio, 2001	39	1. Rafael Gross, 2001	14	1. Joel Posey, 2007	65
2. Fehlandt Lentini, 2007	36	2. Mitch Lambson, 2019	13	2. Jamie Ybarra, 1997	62
3. P. Scalabrini, 2004	34	Kevin McGovern, 2017	13	3. Stephen Flake, 2010	55
4. David Bergin, 2017	33	Rafael Gross, 2003	13	Matt Jarvis, 1997	55
5. Fehlandt Lentini, 2006	32	5. Four tied with	12	Mike Bailey, 1996	55
Triples		Losses		Strikeouts	
1. Fehlandt Lentini, 2006	13	1. Kevin McGovern, 2018	12	1. B. Madritsch, 2002	153
2. Brent Sachs, 1999	9	2. Alex Boshers, 2018	10	2. J. Zimmerman, 1997	140
3. Fehlandt Lentini, 2008	8	3. Chris Salamida, 2010	9	3. M. Lambson, 2019	133
4. Six tied with	7	Shawn Olney, 1999	9	4. K. McGovern, 2018	129
		5. Four tied with	8	5. K. McGovern, 2016	125
Home Runs					
1. Juan Diaz, 2009	29				
Sean Hearn, 1998	29				
3. Juan Diaz, 2010	24				
4. Terry Lee, 1996	23				
5. Terry Lee, 1995	22				

## All-time AA record - 10 seasons, 528-431, .551 winning pct.

Opponent	Record	Pct.	Opponent	Record	Pct.	Opponent	Record	Pct.
Amarillo	18-1	.947	Laredo	11-7	.611	St. Paul	71-65	.522
Chicago	15-18	.455	Lincoln	43-29	.606	Salina	3-0	1.000
Cleburne	7-9	.438	Milwaukee	9-9	.500	Sioux City	44-43	.506
El Paso	2-1	.667	New Jersey	4-2	.667	Sioux Falls	88-50	.638
Fargo	77-78	.497	Ottawa	3-3	.500	Texas/G.P.	19-4	.826
Gary	40-38	.513	Quebec	7-9	.438	Trois-Rivieres	10-5	.667
Joplin	4-6	.400	Rockland	2-1	.667	Wichita	15-20	.429
Kansas City	29-23	.558						

**Most wins vs. opponent, season:** 13, several.

**Most losses vs. opponent, season:** 12, vs. Fargo, 2012.

**Highest winning % vs. opponent, season (min. 7 games):** .846 (11-2) vs. Sioux Falls, 2017.

**Lowest winning % vs. opponent., season (min. 7 games):** .167 (2-10) vs. Fargo, 2013.

## WINNIPEG AMERICAN ASSOCIATION CAREER RECORDS

Games - Position Player		Games - Pitcher	
1. Reggie Abercrombie, 2014-19	539	1. Victor Capellan, 2016-20	183
2. Josh Mazzola, 2012-15, 2018	493	2. Brendan Lafferty, 2013-15	166
3. Luis Alen, 2011-15	479	3. Kaohi Downing, 2012-14	113
4. Wes Darvill, 2016-17, 2019-20	341	4. Chris Kiscock, 2013-14	97
5. Casey Haerther, 2013-15	294	5. Cameron McVey, 2016, 2018-19	95
Batting Average (min. 600 at-bats)		ERA (minimum 150 innings pitched)	
1. Casey Haerther, 2013-15	.326	1. Victor Capellan, 2016-20	2.50
2. Adam Heisler, 2015-16	.315	2. Nick Hernandez, 2014-15	3.16
3. Josh Romanski, 2016-19	.309	3. Brendan Lafferty, 2013-15	3.19
4. David Rohm, 2016-17	.308	4. Matt Rusch, 2012-13	3.27
5. Jon Weber, 2011-12, 2015	.307	5. Chris Salamida, 2011-14	3.42
Runs Scored		Wins	
1. Reggie Abercrombie, 2014-19	371	1. Kevin McGovern, 2016-20	39
2. Josh Mazzola, 2012-15, 2018	310	2. Mitch Lambson, 2017-20	32
3. Luis Alen, 2011-15	212	3. Chris Salamida, 2011-14	30
4. Wes Darvill, 2016-17, 2019-20	202	4. Edwin Carl, 2015-18	28
5. Josh Romanski, 2016-19	194	5. Matt Jackson, 2013-15	22
Hits		Losses	
1. Reggie Abercrombie, 2014-19	620	1. Kevin McGovern, 2016-20	26
2. Josh Mazzola, 2012-15, 2018	523	2. Mitch Lambson, 2017-20	17
3. Luis Alen, 2011-15	510	3. Chris Salamida, 2011-14	16
4. Casey Haerther, 2013-15	385	4. Edwin Carl, 2015-18	15
5. Wes Darvill, 2016-17, 2019-20	372	Matt Jackson, 2013-15	15
Doubles		Games Started	
1. Josh Mazzola, 2012-15, 2018	109	1. Kevin McGovern, 2016-20	88
2. Reggie Abercrombie, 2014-19	86	2. Chris Salamida, 2011-14	69
3. Luis Alen, 2011-15	85	3. Edwin Carl, 2015-18	53
4. Casey Haerther, 2013-15	67	4. Mitch Lambson, 2017-20	51
5. Wes Darvill, 2016-17, 2019-20	66	5. Matt Jackson, 2013-15	48
Home Runs		Innings Pitched	
1. Reggie Abercrombie, 2014-19	92	1. Kevin McGovern, 2016-20	555.1
2. Josh Mazzola, 2012-15, 2018	90	2. Mitch Lambson, 2017-19	402.0
3. Casey Haerther, 2013-15	34	3. Chris Salamida, 2011-14	419.0
4. Kyle Martin, 2019-20	30	4. Edwin Carl, 2015-18	336.1
5. Luis Alen, 2011-15	26	5. Matt Jackson, 2013-15	286.1
RBI		Saves	
1. Reggie Abercrombie, 2014-19	393	1. Victor Capellan, 2016-20	68
2. Josh Mazzola, 2012-15, 2018	344	2. Jailen Peguero, 2015-16	23
3. Luis Alen, 2011-15	247	3. Ryan Chaffee, 2017	21
4. Casey Haerther, 2013-15	217	4. Chris Kiscock, 2013-14	20
5. Josh Romanski, 2016-19	183	5. Patrick Keating, 2013	17
		Jamie Vermilyea, 2011	17
Stolen Bases		Strikeouts	
1. Reggie Abercrombie, 2014-19	92	1. Kevin McGovern, 2016-20	489
2. Wes Darvill, 2016-17, 2019-20	87	2. Mitch Lambson, 2017-19	340
3. Adam Heisler, 2015-16	71	3. Edwin Carl, 2015-18	336
4. Casio Grider, 2015-17	48	4. Chris Salamida, 2011-14	324
5. Price Kendall, 2011-12	43	5. Matt Rusch, 2012-13	224

## ALL-TIME AMERICAN ASSOCIATION HOME/ROAD RECORDS

## Chicago

Year	Home	Pct.	Road	Pct.
2018	24-24	.500	21-30	.412
2019	29-20	.592	30-21	.588
2020	13-15	.464	13-17	.433
<b>Total</b>	<b>66-59</b>	<b>.528</b>	<b>64-68</b>	<b>.485</b>

## Fargo-Moorhead

Year	Home	Pct.	Road	Pct.
2011	30-20	.600	14-36	.280
2012	32-18	.640	33-17	.660
2013	32-18	.640	30-20	.600
2014	24-26	.480	19-30	.388
2015	22-28	.440	22-28	.440
2016	30-20	.600	22-28	.440
2017	27-26	.509	30-17	.638
2018	26-23	.531	25-26	.490
2019	34-16	.680	29-21	.580
2020	16-14	.533	12-18	.400
<b>Total</b>	<b>273-209</b>	<b>.563</b>	<b>236-241</b>	<b>.495</b>

## Gary SouthShore

Year	Home	Pct.	Road	Pct.
2011	32-18	.640	22-28	.440
2012	28-22	.560	22-28	.440
2013	32-18	.640	26-23	.531
2014	25-25	.500	28-22	.560
2015	23-27	.460	22-28	.440
2016	27-23	.540	25-25	.500
2017	29-25	.537	28-18	.609
2018	30-20	.600	29-21	.580
2019	22-28	.440	18-31	.367
<b>Total</b>	<b>248-206</b>	<b>.546</b>	<b>220-224</b>	<b>.496</b>

## Milwaukee

Year	Home	Pct.	Road	Pct.
2019	16-33	.327	22-29	.431
2020	17-13	.567	17-13	.567
<b>Total</b>	<b>33-46</b>	<b>.417</b>	<b>39-42</b>	<b>.485</b>

## Winnipeg

Year	Home	Pct.	Road	Pct.
2011	33-17	.660	27-23	.540
2012	26-24	.520	29-21	.580
2013	28-22	.560	28-22	.560
2014	30-20	.600	33-17	.660
2015	22-27	.449	25-25	.500
2016	29-21	.580	29-21	.581
2017	36-17	.679	26-21	.553
2018	21-29	.420	20-30	.400
2019	34-17	.667	23-26	.469
2020*	15-15	.500	14-16	.467
<b>Total</b>	<b>274-209</b>	<b>.567</b>	<b>254-232</b>	<b>.523</b>

\* - 2020 home games played at Fargo-Moorhead.

## ALL-TIME AMERICAN ASSOCIATION HOME/ROAD RECORDS

## Cleburne

Year	Home	Pct.	Road	Pct.
2017	30-30	.500	17-23	.425
2018	21-30	.412	12-36	.250
2019	31-19	.620	26-24	.520
<b>Total</b>	<b>82-79</b>	<b>.509</b>	<b>55-83</b>	<b>.399</b>

## Lincoln

Year	Home	Pct.	Road	Pct.
2006	35-13	.729	30-18	.625
2007	31-17	.646	26-19	.577
2008	27-21	.563	23-24	.489
2009	27-21	.563	22-26	.458
2010	28-20	.583	23-25	.479
2011	27-22	.551	24-26	.480
2012	24-26	.480	17-33	.340
2013	28-22	.560	21-29	.420
2014	28-23	.549	26-23	.531
2015	20-30	.400	14-36	.280
2016	25-25	.500	27-23	.540
2017	35-17	.673	23-24	.489
2018	28-22	.560	23-36	.469
2019	27-22	.551	13-37	.260
<b>Total</b>	<b>390-301</b>	<b>.564</b>	<b>322-369</b>	<b>.466</b>

## Kansas City

Year	Home	Pct.	Road	Pct.
2011	24-26	.480	24-26	.480
2012	25-25	.500	26-24	.520
2013	19-31	.380	21-29	.420
2014	29-22	.569	19-30	.388
2015	23-29	.442	26-21	.553
2016	24-26	.480	18-32	.360
2017	31-22	.585	26-21	.553
2018	32-17	.653	30-20	.600
2019	31-19	.620	27-23	.540
<b>Total</b>	<b>238-217</b>	<b>.523</b>	<b>217-226</b>	<b>.490</b>

## Sioux City

Year	Home	Pct.	Road	Pct.
2006	27-21	.563	16-32	.333
2007	19-29	.396	21-27	.438
2008	29-21	.580	23-23	.500
2009	19-29	.396	21-27	.438
2010	27-20	.575	22-27	.449
2011	31-19	.620	19-30	.388
2012	24-26	.480	21-29	.420
2013	21-29	.420	21-29	.420
2014	21-29	.420	26-24	.520
2015	37-13	.740	38-12	.760
2016	32-18	.640	22-28	.440
2017	22-28	.440	24-26	.480
2018	32-18	.640	39-11	.780
2019	33-17	.660	24-26	.480
<b>Total</b>	<b>374-317</b>	<b>.541</b>	<b>337-351</b>	<b>.490</b>

## Sioux Falls

Year	Home	Pct.	Road	Pct.
2006	19-29	.396	15-33	.313
2007	27-21	.563	26-22	.542
2008	36-12	.750	24-24	.500
2009	22-26	.458	18-30	.375
2010	39-9	.813	24-24	.500
2011	23-27	.460	1--9-30	.388
2012	28-22	.560	17-33	.340
2013	21-29	.420	21-29	.420
2014	21-28	.429	12-39	.235
2015	16-34	.320	23-26	.469
2016	23-27	.460	17-33	.340
2017	24-27	.471	21-28	.429
2018	20-30	.400	20-30	.400
2019	23-27	.460	15-35	.300
2020	16-14	.533	15-13	.536
<b>Total</b>	<b>358-362</b>	<b>.497</b>	<b>287-429</b>	<b>.401</b>



In just their second season in the league, the Milwaukee Milkmen won the 2020 American Association championship.

## AMERICAN ASSOCIATION SEASONS IN REVIEW

## 2006

North Division	W	L	Pct.	GB	Attend.	Manager
Lincoln Saltdogs	65	31	.677	--	190,873	Tim Johnson
St. Paul Saints	54	42	.563	11	288,171	George Tsamis
St. Joe Blacksnakes	49	46	.516	15.5	59,264	Chris Carminucci
Sioux City Explorers	43	53	.448	22	88,408	Ed Nottle
Sioux Falls Canaries	34	62	.354	31	120,536	Mike Pinto
South Division	W	L	Pct.	GB	Attend.	Manager
Fort Worth Cats	56	39	.589	--	177,894	Stan Hough
Shreveport Sports	54	39	.581	1	53,107	Bob Flori
Coastal Bend Aviators	49	47	.510	7.5	85,862	John Harris
Pensacola Pelicans	39	57	.406	17.5	78,755	Kash Beauchamp
El Paso Diablos	33	60	.355	22	155,651	Mike Marshall/ Carlos Sepulveda/ Butch Henry

**Semifinals:** St. Paul 3 games, Lincoln 1; Fort Worth 3 games, Shreveport 2.

**Finals:** Fort Worth 3 games, St. Paul 2.

## 2006 League Leaders

**BA:** Pichi Balet, Lincoln, .378  
**Runs:** Evan Tartaglia, C.B./Lincoln, 80  
**Hits:** Pichi Balet, Lincoln, 136  
**RBI:** Pichi Balet, Lincoln, 82  
**HR:** Wil Quintana, St. Joe, 21  
**Wins:** Cory Walters, Fort Worth, 14  
**SO:** Cory Walters, Fort Worth, 111  
**ERA:** Lindsay Gulin, Lincoln, 2.10

## 2006 All-Stars

**1B:** Pichi Balet, Lincoln  
**2B:** Alex Llanos, Sioux City  
**3B:** Trino Aguilar, Pensacola  
**SS:** Carlos Mendoza, Pensacola  
**OF:** Chad Hermansen, Sioux Falls  
**OF:** Wil Quintana, St. Joe  
**OF:** Brian Sprout, St. Paul  
**C:** Chris Grossman, Sioux City  
**UTIL:** Jorge Alvarez, El Paso  
**LHP:** Lindsay Gulin, Lincoln  
**RHP:** Cory Walters, Fort Worth  
**Relief:** Tony Pierce, Pensacola  
**POY:** Pichi Balet, Lincoln  
**Mgr. of the Year:** Tim Johnson, Lincoln

## 2007

North Division	W	L	Pct.	GB	Attend.	Manager
Lincoln Saltdogs	57	36	.613	--	193,040	Tim Johnson
St. Paul Saints	57	39	.594	1.5	297,834	George Tsamis
Sioux Falls Canaries	53	43	.552	5.5	144,025	Steve Shirley
Sioux City Explorers	40	56	.417	18.5	92,786	Ed Nottle
St. Joe Blacksnakes	34	62	.354	24.5	30,244	Al Gallagher
South Division	W	L	Pct.	GB	Attend.	Manager
El Paso Diablos	56	40	.583	--	211,316	Butch Henry
Fort Worth Cats	53	40	.570	1.5	141,330	Stan Hough
Shreveport Sports	47	48	.495	8.5	57,085	Bob Flori
Coastal Bend Aviators	38	54	.413	16	58,715	John Harris
Pensacola Pelicans	39	56	.411	19	92,466	Mac Seibert

**Semifinals:** St. Paul 3 games, Lincoln 0; Fort Worth 3 games, El Paso 2.

**Finals:** Fort Worth 3 games, St. Paul 2.

## 2007 League Leaders

**BA:** Will Smith, Sioux Falls, .367  
**Runs:** Walter Olmsted, El Paso, 79  
**Hits:** Jorge Alvarez, El Paso, 148  
**RBI:** Jorge Alvarez, El Paso, 91  
**HR:** Trino Aguilar, Pensacola, 16  
**Wins:** Pat Mahomes, Sioux Falls, 12  
**SO:** Charlie Ruud, St. Paul, 110  
**ERA:** Lenny Bays, Sioux Falls, 2.90

## 2007 All-Stars

**1B:** Walter Olmsted, El Paso  
**2B:** Josh Patton, Lincoln  
**3B:** Trino Aguilar, Pensacola  
**SS:** Albenis Machado, El Paso  
**OF:** Brian Fryer, Coastal Bend/Fort Worth  
**OF:** Jorge Moreno, Sioux City  
**OF:** Seth Pietsch, Lincoln  
**C:** Marcel Longmire, St. Paul  
**Utility:** Jorge Alvarez, El Paso  
**LHP:** Joel Kirsten, Fort Worth  
**RHP:** Pat Mahomes, Sioux Falls  
**Relief:** Jerrod Fuell, Sioux Falls  
**POY:** Jorge Alvarez, El Paso  
**Mgr. of the Year:** Butch Henry, El Paso

## 2008

North Division	W	L	Pct.	GB	Attend.	Manager
Sioux Falls Canaries	60	36	.625	--	150,837	Steve Shirley
Sioux City Explorers	52	44	.542	8	87,616	Les Lancaster
Lincoln Saltdogs	50	45	.526	9.5	182,852	Tim Johnson
Wichita Wingnuts	45	50	.474	14.5	146,408	Kash Beauchamp
St. Paul Saints	42	54	.438	18	286,796	George Tsamis
South Division	W	L	Pct.	GB	Attend.	Manager
Fort Worth Cats	60	36	.625	--	185,175	Chad Tredaway
Grand Prairie AirHogs	56	40	.583	4	143,627	Pete Incaviglia
El Paso Diablos	43	51	.457	16	182,380	Butch Henry
Pensacola Pelicans	43	53	.448	17	82,999	Mac Seibert
Shreveport Sports	26	68	.277	33	57,975	Terry Bevington/ Eddie Gerald

**Semifinals:** Sioux Falls 3 games, Sioux City 0; Grand Prairie 3 games, Fort Worth 1.

**Finals:** Sioux Falls 3 games, Grand Prairie 1.

## 2008 League Leaders

**BA:** Kevin Hooper, Wichita, .373  
**Runs:** Grant Richardson, Sioux Falls, 88  
**Hits:** Brian Fryer, Fort Worth, 133  
 Kevin Hooper, Wichita, 133  
**RBI:** Brandon Sing, Pensacola, 86  
**HR:** Brandon Sing, Pensacola, 22  
**Wins:** Pedro Flores, Fort Worth, 14  
**SO:** Thad Markray, Shreveport, 110  
**ERA:** Nick Singleton, Sioux City, 2.24

## 2008 All-Stars

**1B:** Brandon Sing, Pensacola  
**2B:** Brenan Herrera, Wichita  
**3B:** Grant Richardson, Sioux Falls  
**SS:** Kevin Hooper, Wichita  
**OF:** Brian Fryer, Fort Worth  
**OF:** Brent Krause, St. Paul  
**OF:** Beau Torbert, Sioux Falls  
**C:** J.B. Tucker, Grand Prairie  
**Utility:** John Allen, Ft. Worth  
**LHP:** Joel Kirsten, Ft. Worth  
**RHP:** Nick Singleton, Sioux City  
**Relief:** Kris Regas, Sioux Falls  
**POY:** Beau Torbert, Sioux Falls  
**Mgr. of the Year:** Steve Shirley, Sioux Falls

## 2009

North Division	W	L	Pct.	GB	Attend.	Manager
Wichita Wingnuts	58	38	.604	--	161,170	Kevin Hooper
Lincoln Saltdogs	49	47	.510	9	172,445	Marty Scott
St. Paul Saints	49	47	.510	9	267,398	George Tsamis
Sioux City Explorers	40	56	.417	18	70,978	Les Lancaster
Sioux Falls Canaries	40	56	.417	18	132,529	Steve Shirley
South Division	W	L	Pct.	GB	Attend.	Manager
Fort Worth Cats	53	43	.552	--	177,807	Chad Tredaway
Pensacola Pelicans	53	43	.552	--	71,797	Talmadge Nunnari
Grand Prairie AirHogs	48	48	.500	5	141,132	Pete Incaviglia
Shreveport-Bossier Captains	48	48	.500	5	86,635	Ricky VanAsselberg
El Paso Diablos	42	54	.438	11	200,323	Butch Henry

**Semifinals:** Lincoln 3 games, Wichita 2; Pensacola 3 games, Fort Worth 1.

**Finals:** Lincoln 3 games, Pensacola 2.

## 2009 League Leaders

<b>BA:</b> Greg Porter, Wichita, .372	<b>HR:</b> Kelly Hunt, Wichita, 21
<b>Runs:</b> Cesar Nicolas, Grand Prairie, 83	Greg Porter, Wichita, 21
<b>Hits:</b> Greg Porter, Wichita, 140	<b>Wins:</b> Derek Blacksher, Wichita, 11
<b>RBI:</b> Cesar Nicolas, Grand Prairie, 103	<b>SO:</b> Ben Moore, Sioux Falls, 101
	<b>ERA:</b> Kyle Middleton, Pensacola, 1.75

## 2009 All-Stars

<b>1B:</b> John Allen, Fort Worth	<b>C:</b> Joe Muich, Wichita
<b>2B:</b> Antoin Gray, Pensacola	<b>Utility:</b> Chase Burch, Pensacola
<b>3B:</b> Cesar Nicolas, Grand Prairie	<b>LHP:</b> Brad Davis, Wichita
<b>SS:</b> Josh Horn, Wichita	<b>RHP:</b> Derek Blacksher, Wichita
<b>OF:</b> Brian Fryer, Fort Worth	<b>Relief:</b> Chris Thompson, El Paso/Lincoln
<b>OF:</b> Brent Krause, St. Paul	<b>POY:</b> Greg Porter, Wichita
<b>OF:</b> Greg Porter, Wichita	<b>Mgr. of the Year:</b> Kevin Hooper, Wichita

## 2010

North Division	W	L	Pct.	GB	Attend.	Manager
Sioux Falls Pheasants	63	33	.656	--	86,518	Steve Shirley
Lincoln Saltdogs	51	45	.531	12	163,676	Marty Scott
Wichita Wingnuts	50	46	.521	13	134,773	Kevin Hooper
Sioux City Explorers	49	47	.510	14	56,428	Les Lancaster
St. Paul Saints	45	51	.469	18	237,994	George Tsamis
South Division	W	L	Pct.	GB	Attend.	Manager
Shreveport-Bossier Captains	58	37	.611	--	71,468	Ricky VanAsselberg
Pensacola Pelicans	49	46	.516	9	50,608	Talmadge Nunnari
Grand Prairie AirHogs	43	52	.453	15	124,539	Pete Incaviglia
Fort Worth Cats	37	56	.398	20	122,062	Chad Tredaway
El Paso Diablos	31	63	.330	26.5	179,452	Butch Henry

**Semifinals:** Sioux Falls 3 games, Lincoln 0; Shreveport-Bossier 3 games, Pensacola 2.

**Finals:** Shreveport-Bossier 3 games, Sioux Falls 0.

## 2010 All-Stars

<b>1B:</b> Brandon Sing, Sioux Falls	<b>C:</b> Lou Palmisano, Pensacola
<b>2B:</b> Hector Bernal, El Paso/St. Paul	<b>Utility:</b> Chris Garcia, Shreveport
<b>3B:</b> Trevor Lawhorn, Sioux Falls	<b>LHP:</b> Chris Salberg, Sioux Falls
<b>SS:</b> David Espinosa, Grand Prairie	<b>RHP:</b> Ben Moore, Sioux Falls
<b>OF:</b> Reggie Abercrombie, Sioux Falls	<b>Relief:</b> Aaron Cotter, Sioux Falls
<b>OF:</b> Greg Porter, Grand Prairie	<b>POY:</b> Beau Torbert, Sioux Falls
<b>OF:</b> Beau Torbert, Sioux Falls	<b>Mgr. of the Year:</b> Steve Shirley, Sioux Falls

## 2010 League Leaders

<b>BA:</b> Beau Torbert, Sioux Falls, .394	<b>HR:</b> Brandon Sing, Sioux Falls, 27
<b>Runs:</b> Reggie Abercrombie, Sioux Falls, 89	<b>Wins:</b> Ryan Rodriguez, Sioux Falls, 12
<b>Hits:</b> Beau Torbert, Sioux Falls, 155	<b>SO:</b> Ben Moore, Sioux Falls, 126
<b>RBI:</b> Beau Torbert, Sioux Falls, 100	<b>ERA:</b> Nick Singleton, Wichita, 2.36

## 2011

North Division	W	L	Pct.	GB	Attend.	Manager
Winnipeg Goldeyes	60	40	.600	-	275,521	Rick Forney
St. Paul Saints	56	44	.560	4	240,206	George Tsamis
Fargo-Moorhead RedHawks	44	56	.440	16	175,918	Doug Simunic
Sioux Falls Pheasants	42	57	.425	18	76,549	Steve Shirley
Central Division	W	L	Pct.	GB	Attend.	Manager
Wichita Wingnuts	55	45	.550	-	138,865	Kevin Hooper
Gary SouthShore RailCats	54	46	.540	1	157,676	Greg Tagert
Lincoln Saltdogs	51	48	.515	3.5	157,647	Marty Scott
Sioux City Explorers	51	49	.510	4	64,000	Stan Cliburn
Kansas City T-Bones	48	52	.480	7	261,115	Tim Doherty
South Division	W	L	Pct.	GB	Attend.	Manager
Grand Prairie AirHogs	64	36	.640	-	117,861	Ricky VanAsselberg
Fort Worth Cats	48	52	.480	16	108,020	Stan Hough
Shreveport-Bossier Captains	45	55	.450	19	56,910	Vince Moore
Amarillo Sox	44	56	.440	20	138,865	John Harris
El Paso Diablos	37	63	.370	27	172,742	Jorge Alvarez

**Semifinals:** St. Paul 3 games; Winnipeg 2; Grand Prairie 3 games, Wichita 1.

**Finals:** Grand Prairie 3 games, St. Paul 2.

## 2011 All-Stars

<b>1B:</b> Trent Lockwood, Fort Worth	<b>C:</b> Kelley Gullede, Fort Worth
<b>2B:</b> Brad Boyer, Gary SouthShore	<b>P:</b> Ben Moore, Sioux Falls
<b>3B:</b> Juan Richardson, Wichita	<b>Relief:</b> Jon Hunton, Grand Prairie
<b>SS:</b> Josh Horn, Wichita	<b>Defensive POY:</b> Jonathan Van Every, SP
<b>OF:</b> Stephen Douglas, EP/GP	<b>Rookie:</b> Price Kendall, Winnipeg
<b>OF:</b> Ryan Patterson, FW/WIC/SP	<b>POY:</b> Lee Cruz, Amarillo
<b>OF:</b> Ray Sadler, Kansas City	<b>Mgr. of the Year:</b> Rick Forney, Winnipeg

## 2011 League Leaders

<b>BA:</b> Blake Gailen, Lincoln, .406	<b>HR:</b> Brandon Sing, Sioux Falls, 24
<b>Runs:</b> Fehlandt Lentini, Winnipeg, 98	<b>Wins:</b> Josh Rainwater, Grand Prairie, 14
<b>Hits:</b> Stephen Douglas, Grand Prairie, 160	<b>SO:</b> Ben Moore, Sioux Falls, 144
<b>RBI:</b> Ray Sadler, Kansas City, 100	<b>ERA:</b> David Trahan, Sioux City, 2.67

## 2012

North Division	W	L	Pct.	GB	Attend.	Manager
Fargo-Moorhead RedHawks	65	35	.650	-	187,438	Doug Simunic
Winnipeg Goldeyes	55	45	.520	10	285,263	Rick Forney
St. Paul Saints	52	48	.520	13	240,616	George Tsamis
Sioux Falls Pheasants	45	55	.450	20	130,541	Steve Shirley
Central Division	W	L	Pct.	GB	Attend.	Manager
Wichita Wingnuts	59	41	.590	-	152,727	Kevin Hooper
Kansas City T-Bones	51	49	.510	8	260,620	Kenny Hook
Gary SouthShore RailCats	50	50	.500	9	159,837	Greg Tagert
Sioux City Explorers	45	55	.450	14	55,627	Stan Cliburn
Lincoln Saltdogs	41	59	.410	18	160,986	Chris Miyake
South Division	W	L	Pct.	GB	Attend.	Manager
Laredo Lemurs	54	46	.540	-	187,845	Pete Incaviglia
Grand Prairie AirHogs	53	47	.530	1	108,236	Ricky VanAsselberg
El Paso Diablos	47	53	.470	7	181,122	J. Alvarez/T. Johnson
Amarillo Sox	46	54	.460	8	133,380	John Harris

**Semifinals:** Winnipeg 3 games, Fargo-Moorhead 0; Wichita 3 games, Laredo 0.

**Finals:** Winnipeg 3 games, Wichita 0.

## 2012 All-Stars

<b>1B:</b> Bryan Myrow, Grand Prairie	<b>C:</b> Chris McMurray, GP/Lincoln
<b>2B:</b> Jake Kahalelio, Wichita	<b>P:</b> Josh Lowey, Wichita
<b>3B:</b> Cesar Nicolas, Sioux Falls	<b>Relief:</b> Tom Boleska, Fargo-Moorhead
<b>SS:</b> Zach Penprase, Fargo-Moorhead	<b>Defensive POY:</b> Ryan Khoury, Wichita
<b>OF:</b> Nic Jackson, Fargo-Moorhead	<b>Rookie:</b> Robert Coe, St. Paul
<b>OF:</b> Chris Roberson, Winnipeg	<b>POY:</b> Nic Jackson, Fargo-Moorhead
<b>OF:</b> Adam Buschini, Amarillo	<b>Mgr. of the Year:</b> Tim Johnson, El Paso

## 2012 League Leaders

<b>BA:</b> Jake Kahalelio, Wichita, .372	<b>HR:</b> Ryan Delgado, Fargo-Moorhead
<b>Runs:</b> Zach Penprase, Fargo-Moorhead, 95	<b>Wins:</b> Josh Lowey, Wichita, 15
<b>Hits:</b> Maikol Gonzalez, El Paso, 141	<b>SO:</b> Matthew Rusch, Winnipeg, 113
<b>RBI:</b> Nic Jackson, Fargo-Moorhead, 89	Brian Grening, Kansas City, 113
	<b>ERA:</b> Matthew Rusch, Winnipeg, 2.40

## 2013

North Division	W	L	Pct.	GB	Attend.	Manager
Fargo-Moorhead RedHawks	62	38	.620	--	186,091	Doug Simunic
Winnipeg Goldeyes	56	44	.560	6	276,359	Rick Forney
St. Paul Saints	47	53	.470	15	239,399	George Tsamis
Sioux Falls Canaries	42	58	.420	20	161,131	Steve Shirley
Central Division	W	L	Pct.	GB	Attend.	Manager
Wichita Wingnuts	68	32	.680	--	147,119	Kevin Hooper
Gary SouthShore RailCats	58	41	.586	9.5	165,024	Greg Tagert
Lincoln Saltdogs	49	51	.490	19	177,982	Ken Oberkfell
Kansas City T-Bones	40	60	.400	28	265,596	Kenny Hook
Sioux City Explorers	38	62	.380	30	52,052	Stan Cliburn
South Division	W	L	Pct.	GB	Attend.	Manager
Grand Prairie AirHogs	54	46	.540	--	111,195	Ricky VanAsselberg
Laredo Lemurs	52	47	.525	1.5	151,055	Pete Incaviglia
Amarillo Sox	52	48	.520	2	105,798	Bobby Brown
El Paso Diablos	39	61	.390	15	111,230	T. Johnson/C. Lezcano

**Semifinals:** Gary 3 games, Fargo-Moorhead 1; Wichita 3 games, Grand Prairie 0.

**Finals:** Gary 3 games, Wichita 1.

## 2013 All-Stars

<b>1B:</b> C.J. Ziegler, Wichita	<b>DH:</b> John Rodriguez, Wichita
<b>2B:</b> Jake Kahalelio, Wichita	<b>P:</b> Taylor Stanton, Fargo-Moorhead
<b>3B:</b> Abel Nieves, Wichita	<b>Relief:</b> Patrick Mincey, Grand Prairie
<b>SS:</b> Maikol Gonzalez, El Paso	<b>Defensive POY:</b> Leugim Barroso, S.C.
<b>OF:</b> Nick Van Stratten, Sioux Falls	<b>Rookie:</b> Joe Weik, Amarillo
<b>OF:</b> Brent Clevlen, Wichita	<b>POY:</b> C.J. Ziegler, Wichita
<b>OF:</b> Chris Valencia, Amarillo	<b>Mgr. of the Year:</b> Kevin Hooper, Wichita
<b>C:</b> Brian Peterson, Laredo	

## 2013 League Leaders

<b>BA:</b> Abel Nieves, Wichita, .357	<b>HR:</b> C.J. Ziegler, Wichita, 30
<b>Runs:</b> Jake Kahalelio, Wichita, 91	<b>Wins:</b> Alain Quijano, Gary, 12
<b>Hits:</b> Nick Van Stratten, Sioux Falls, 143	<b>SO:</b> Ben Moore, Sioux Falls, 131
<b>RBI:</b> C.J. Ziegler, Wichita, 99	<b>ERA:</b> Taylor Stanton, Fargo, 2.43

## 2014

North Division	W	L	Pct.	GB	Attend.	Manager
Winnipeg Goldeyes	63	37	.630	--	258,429	Rick Forney
St. Paul Saints	48	52	.480	15	248,106	George Tsamis
Fargo-Moorhead RedHawks	43	56	.434	19.5	186,306	Doug Simunic
Sioux Falls Canaries	33	67	.330	30	139,784	Steve Shirley
Central Division	W	L	Pct.	GB	Attend.	Manager
Lincoln Saltdogs	54	46	.540	--	166,503	Ken Oberkfell
Gary SouthShore RailCats	53	47	.530	1	164,286	Greg Tagert
Kansas City T-Bones	48	52	.480	6	248,989	John Massarelli
Sioux City Explorers	47	53	.470	7	50,476	Steve Montgomery
South Division	W	L	Pct.	GB	Attend.	Manager
Wichita Wingnuts	73	27	.730	--	147,706	Kevin Hooper
Laredo Lemurs	58	42	.580	15	132,562	Pete Incaviglia
Grand Prairie AirHogs	40	60	.400	33	60,747	Ricky VanAsselberg/ Eric Champion
Amarillo Sox	37	62	.374	35.5	81,834	Bobby Brown

**Semifinals:** Lincoln 3 games, Winnipeg 2; Wichita 3 games, Laredo 1.

**Finals:** Wichita 3 games, Lincoln 0.

## 2014 All-Stars

<b>1B:</b> Casey Haerther, Winnipeg	<b>DH:</b> Ian Gac, Lincoln
<b>2B:</b> Travis Denker, Laredo	<b>P:</b> Nick Hernandez, Winnipeg
<b>3B:</b> Abel Nieves, Grand Prairie	<b>Relief:</b> Marshall Schuler, Lincoln
<b>SS:</b> Tyler Kuhn, Winnipeg	<b>Defensive POY:</b> Ryan Khoury, Wichita
<b>OF:</b> Drew Martinez, Gary	<b>Rookie:</b> Jeremy Strawn, Laredo
<b>OF:</b> Brent Clevlen, Wichita	<b>POY:</b> Brent Clevlen, Wichita
<b>OF:</b> Nick Van Stratten, Laredo	<b>Manager:</b> Kevin Hooper, Wichita
<b>C:</b> Chris McMurray, Wichita	

**2014 League Leaders**

**BA:** Brent Clevlen, Wichita, .372  
**Runs:** Daniel Pulfer, Gary, 88  
**Hits:** Drew Martinez, Gary, 153  
**RBI:** Travis Denker, Laredo, 85

**HR:** Ian Gac, Lincoln, 27  
**Wins:** Jason Van Skike, Wichita, 12  
 Nick Hernandez, Winnipeg, 12  
**SO:** Patrick Johnson, Sioux City, 106  
**ERA:** Cesar Carrillo, Laredo, 2.80

**2015**

North Division	W	L	Pct.	GB	Attend.	Manager
St. Paul Saints	74	26	.740	--	404,528	George Tsamis
Winnipeg Goldeyes	47	52	.475	26.5	258,922	Rick Forney
Fargo-Moorhead RedHawks	44	56	.440	30	187,099	Doug Simunic
Sioux Falls Canaries	39	60	.394	34.5	132,280	Chris Paterson
Central Division	W	L	Pct.	GB	Attend.	Manager
Sioux City Explorers	75	25	.750	--	77,429	Steve Montgomery
Kansas City T-Bones	49	50	.495	25.5	232,068	John Massarelli
Gary SouthShore RailCats	45	55	.450	30	165,306	Greg Tagert
Lincoln Saltdogs	34	66	.340	41	171,605	Ken Oberkfell
South Division	W	L	Pct.	GB	Attend.	Manager
Wichita Wingnuts	59	41	.590	--	141,837	Kevin Hooper
Laredo Lemurs	57	43	.570	2	62,517	Pete Incaviglia
Joplin Blasters	55	45	.550	4	65,975	Carlos Lezcano
Amarillo Thunderheads	45	55	.450	14	52,472	Bobby Brown
Grand Prairie AirHogs	29	71	.290	30	52,072	Eric Champion

**Semifinals:** Sioux City 3 games, St. Paul 1; Laredo 3 games, Wichita 2.

**Finals:** Laredo 3 games, Sioux City 1.

**2015 All-Stars**

**1B:** Angelo Songco, St. Paul  
**2B:** Ryan Court, Sioux City  
**3B:** Josh Mazzola, Winnipeg  
**SS:** Noah Perio, Sioux City  
**OF:** Adam Heisler, Winnipeg  
**OF:** Michael Lang, Sioux City  
**OF:** Denis Phipps, Laredo  
**C:** Vinny DiFazio, St. Paul

**DH:** Casey Haerther, Winnipeg  
**P:** Patrick Johnson, Sioux City  
**Relief:** Winston Abreu, Joplin  
**Defensive POY:** Matty Johnson, Sioux City  
**Rookie:** Mike Zouzalik, St. Paul  
**POY:** Vinny DiFazio, St. Paul  
**Manager:** Steve Montgomery, Sioux City

**2015 League Leaders**

**BA:** Vinny DiFazio, St. Paul, .361  
**Runs:** Matty Johnson, Sioux City, 80  
**Hits:** Noah Perio, Sioux City, 129  
**RBI:** Vinny DiFazio, St. Paul, 82  
 Angelo Songco, St. Paul, 82

**HR:** Josh Mazzola, Winnipeg, 20  
**Wins:** Patrick Johnson, Sioux City, 15  
 Kramer Sneed, St. Paul, 15  
**SO:** Brandon Mann, Fargo-Moorhead, 157  
**ERA:** Ryan Zimmerman, Sioux City, 1.80

**2016**

North Division	W	L	Pct.	GB	Attend.	Manager
St. Paul Saints	61	39	.610	--	413,482	George Tsamis
Winnipeg Goldeyes	58	42	.580	3	231,206	Rick Forney
Fargo-Moorhead RedHawks	52	48	.520	9	180,345	Doug Simunic
Sioux Falls Canaries	40	60	.400	21	125,591	Chris Patterson/ Shelby Ford

Central Division	W	L	Pct.	GB	Attend.	Manager
Sioux City Explorers	54	46	.540	--	68,278	Steve Montgomery
Gary SouthShore RailCats	52	48	.520	2	163,519	Greg Tagert
Lincoln Saltdogs	52	48	.520	2	169,750	Bobby Brown
Kansas City T-Bones	42	58	.420	12	213,165	John Massarelli
South Division	W	L	Pct.	GB	Attend.	Manager
Wichita Wingnuts	61	39	.610	--	150,929	Pete Rose Jr.
Laredo Lemurs	57	42	.576	3.5	41,955	Pete Incaviglia
Joplin Blasters	36	64	.360	25	31,001	Gabe Suarez
Texas AirHogs	34	65	.343	26.5	44,282	James Frisbie

**Semifinals:** Winnipeg 3 games, St. Paul 2; Wichita 3 games, Sioux City 1.

**Finals:** Winnipeg 3 games, Wichita 2.

**2016 All-Stars**

**1B:** David Rohm, Winnipeg  
**2B:** Brett Wiley, Kansas City  
**3B:** Josh Mazzola, Fargo-Moorhead  
**SS:** Nate Samson, Sioux City  
**OF:** Willie Cabrera, Joplin/Winnipeg  
**OF:** Keury De La Cruz, Fargo-Moorhead  
**OF:** Alonzo Harris, St. Paul  
**C:** Luis Alen, Lincoln

**DH:** Curt Smith, Lincoln  
**P:** Lindsey Caughel, Lincoln  
**Relief:** Ryan Rodebaugh, St. Paul  
**Defensive POY:** Jose Gonzalez, Gary  
**Rookie:** Matt Chavez, Winnipeg  
**POY:** Nate Samson, Sioux City  
**Manager:** Greg Tagert, Gary SouthShore

**2016 League Leaders**

**BA:** Matt Chavez, Wichita, .359  
**Runs:** Michael Lang, Sioux City, 83  
**Hits:** Keury De La Cruz, Fargo-Moorhead, 137  
**RBI:** Josh Mazzola, Fargo-Moorhead, 78

**HR:** Dennis Phipps, Laredo 24  
 Burt Reynolds, Texas/Laredo, 24  
**Wins:** Tyler Alexander, Fargo-Moorhead, 12  
 Alex Boshers, Wichita, 12  
 Mark Hamburger, St. Paul, 12  
**SO:** Tyler Alexander, Fargo-Moorhead, 156  
**ERA:** Lindsey Caughel, Lincoln, 2.09



## 2017

North Division	W	L	Pct.	GB	Attend.	Manager
Winnipeg Goldeyes	62	38	.620	--	219,556	Rick Forney
Fargo-Moorhead RedHawks	57	43	.570	5	176,086	Doug Simunic/ Michael Schlact
St. Paul Saints	48	52	.480	14	406,051	George Tsamis
Sioux Falls Canaries	45	55	.450	17	113,506	Mike Meyer
Central Division	W	L	Pct.	GB	Attend.	Manager
Lincoln Saltdogs	58	41	.586	--	172,712	Bobby Brown
Gary SouthShore RailCats	57	43	.570	1.5	181,612	Greg Tagert
Kansas City T-Bones	57	43	.570	1.5	211,599	Joe Calfapietra
Sioux City Explorers	46	54	.460	12.5	58,407	Steve Montgomery
South Division	W	L	Pct.	GB	Attend.	Manager
Wichita Wingnuts	61	38	.616	--	157,995	Pete Rose Jr.
Cleburne Railroaders	47	53	.470	14.5	103,264	Gabe Suarez
Texas AirHogs	43	57	.430	18.5	65,672	Billy Martin Jr.
#Salina Stockade	18	82	.180	43.5	--	J.D. Drodgy

# - road team.

**Semifinals:** Winnipeg 3 games, Lincoln 1; Wichita 3 games, Gary SouthShore 0.**Finals:** Winnipeg 3 games, Wichita 2.

## 2017 All-Stars

<b>1B:</b> Matt Chavez, Wichita	<b>DH:</b> David Bergin, Winnipeg
<b>2B:</b> Cesar Valera, Lincoln	<b>P:</b> Tyler Alexander, Fargo-Moorhead
<b>3B:</b> Wes Darvill, Winnipeg	<b>Relief:</b> Cody Winiarski, Kansas City
<b>SS:</b> Andrew Sohn, Winnipeg	<b>Defensive POY:</b> Tony Campana, S.C.
<b>OF:</b> Anthony Gallas, St. Paul	<b>Rookie:</b> Colin Willis, Gary SouthShore
<b>OF:</b> Richard Prigatano, Wichita	<b>POY:</b> Josh Romanski, Winnipeg
<b>OF:</b> Josh Romanski, Winnipeg	<b>Manager:</b> Bobby Brown, Lincoln
<b>C:</b> Martin Medina, Wichita	

## 2017 League Leaders

<b>BA:</b> Shawn Pleffner, Winnipeg, .340	<b>HR:</b> Jabari Henry, Sioux Falls, 29.
<b>Runs:</b> Andrew Sohn, Winnipeg, 88 Christian Stringer, Wichita, 88	<b>Wins:</b> Mark Hamburger, St. Paul, 13 Kevin McGovern, Winnipeg, 13
<b>Hits:</b> Shawn Pleffner, Winnipeg, 133	<b>SO:</b> Tyler Alexander, Fargo-Moorhead, 167
<b>RBI:</b> Matt Chavez, Wichita, 84	<b>ERA:</b> Tyler Alexander, Fargo-Moorhead, 2.07

## 2018

North Division	W	L	Pct.	GB	Attend.	Manager
St. Paul Saints	59	41	.590	--	408,921	George Tsamis
Gary SouthShore RailCats	59	41	.590	--	167,152	Greg Tagert
Fargo-Moorhead RedHawks	51	49	.510	8	166,717	Michael Schlact
Chicago Dogs	45	54	.455	13.5	138,855	Butch Hobson
Winnipeg Goldeyes	41	59	.410	18	219,370	Rick Forney
Sioux Falls Canaries	40	60	.400	19	124,127	Mike Meyer
South Division	W	L	Pct.	GB	Attend.	Manager
Sioux City Explorers	71	29	.710	--	63,498	Steve Montgomery
Kansas City T-Bones	62	37	.626	8.5	189,981	Joe Calfapietra
Wichita Wingnuts	61	39	.610	10	106,827	Brent Clevlen
Lincoln Saltdogs	51	48	.515	19.5	160,124	Bobby Brown
Cleburne Railroaders	33	66	.333	37.5	64,226	Shelby Ford
Texas AirHogs	25	75	.250	46	80,196	John McLaren

**Semifinals:** St. Paul 3 games, Gary SouthShore 1; Kansas City 3 games, Sioux City 2.**Finals:** Kansas City 3 games, St. Paul 1.

## 2018 All-Stars

<b>1B:</b> Brady Shoemaker, St. Paul	<b>DH:</b> Curt Smith, Lincoln
<b>2B:</b> Logan Watkins, Wichita	<b>P:</b> Travis Banwart, Wichita
<b>3B:</b> Jose Sermo, Sioux City/Winnipeg	<b>Relief:</b> Daniel Tillman, Wichita
<b>SS:</b> Nate Samson, Sioux City	<b>Defensive POY:</b> Justin O'Conner, SP
<b>OF:</b> Todd Cunningham, Kansas City	<b>Rookie:</b> Justin Vernia, Sioux City
<b>OF:</b> Michael Lang, Sioux City	<b>POY:</b> Jose Sermo, Sioux City/Winnipeg
<b>OF:</b> Dillon Thomas, Texas	<b>Manager:</b> Joe Calfapietra, Kansas City
<b>C:</b> Juston O'Conner, St. Paul	

## 2018 League Leaders

<b>BA:</b> Nate Samson, Sioux City, .340	<b>HR:</b> Tony Thomas, Wichita, 23
<b>Runs:</b> Michael Lang, Sioux City, 82	<b>Wins:</b> Tommy Collier, Kansas City, 12 Justin Vernia, Sioux City, 12
<b>Hits:</b> Logan Watkins, Wichita, 142	<b>SO:</b> Tommy Collier, Kansas City, 140
<b>RBI:</b> Jose Sermo, Sioux City/Winnipeg, 81	<b>ERA:</b> Travis Banwart, Wichita, 2.24

## 2019

North Division	W	L	Pct.	GB	Attend.	Manager
St. Paul Saints	64	36	.640	--	394,970	George Tsamis
Fargo-Moorhead RedHawks	63	37	.630	1	161,857	Jim Bennett
Chicago Dogs	59	41	.590	5	166,672	Butch Hobson
Winnipeg Goldeyes	57	43	.570	7	195,787	Rick Forney
Gary SouthShore RailCats	40	59	.404	23.5	167,887	Greg Tagert
Milwaukee Milkmen	38	62	.380	26	59,459	Gary McClure
South Division	W	L	Pct.	GB	Attend.	Manager
Kansas City T-Bones	58	42	.580	--	156,058	Joe Calfapietra
Sioux City Explorers	57	43	.570	1	51,618	Steve Montgomery
Cleburne Railroaders	57	43	.570	1	78,624	Brent Clevlen
Lincoln Saltdogs	40	59	.404	17.5	168,394	Bobby Brown
Sioux Falls Canaries	38	62	.380	20	114,452	Mike Meyer
Texas AirHogs	28	72	.280	30	59,471	Chris Bando

**Semifinals:** St. Paul 3 games, Fargo-Moorhead 2; Sioux City 3 games, Kansas City 1.

**Finals:** St. Paul 3 games, Kansas City 0.

## 2019 All-Stars

<b>1B:</b> Keon Barnum, Chicago	<b>DH:</b> Curt Smith, Lincoln
<b>2B:</b> Alay Lago, Sioux Falls	<b>P:</b> Mitchell Lambson, Winnipeg
<b>3B:</b> Chase Simpson, Cleburne	<b>Relief:</b> Geoff Broussard, Fargo-Moorhead
<b>SS:</b> Nate Samson, Sioux City	<b>Defensive POY:</b> Yhoxian Medina, FM
<b>OF:</b> Tim Colwell, Fargo-Moorhead	<b>Rookie:</b> Mike Hart, Sioux Falls
<b>OF:</b> Dan Motl, St. Paul	<b>POY:</b> Keon Barnum, Chicago
<b>OF:</b> Victor Roache, St. Paul	<b>Manager:</b> Jim Bennett, Fargo-Moorhead
<b>C:</b> John Nester, Cleburne	

## 2019 League Leaders

<b>BA:</b> Alay Lago, Sioux Falls, .339	<b>HR:</b> Keon Barnum, Chicago, 31
<b>Runs:</b> Correlle Prime, Fargo-Moorhead, 78	<b>Wins:</b> Mitchell Lambson, Winnipeg, 13
<b>Hits:</b> Nate Samson, Sioux City, 131	<b>SO:</b> Austin Wright, Chicago, 135
<b>RBI:</b> Chase Simpson, Cleburne, 93	<b>ERA:</b> Justin Sinibaldi, Gary, 2.75

## ALUMNI IN THE MAJOR LEAGUES IN 2019

## RHP John Brebbia, Sioux Falls 2014, Laredo 2015



A solid contributor out of the Redbirds' bullpen the previous three seasons, Brebbia did not pitch in 2020 due to injury.

YEAR	CLUB	ERA	W	L	S	G	GS	IP	SO
2017	St. Louis	2.44	0	0	0	50	0	51.2	51
2018	St. Louis	3.20	3	3	0	45	0	50.2	60
2019	St. Louis	3.59	3	4	0	66	0	72.2	87
2020	St. Louis	Injured - did not pitch							

## RHP Brett Eibner, Texas 2019



After reaching the majors as a position player in 2017, Eibner returned to the big leagues as a pitcher with Miami, one of three AA alums in the Marlins' pen in 2020. He made his MLB mound debut on August 18 against the New York Mets, throwing a scoreless inning.

YEAR	CLUB	ERA	W	L	S	G	GS	IP	SO
2020	Miami	13.50	0	0	0	3	0	3.1	4

## RHP Junior Guerra, Wichita 2011 &amp; 2013



Guerra was superb in his first season with Arizona, finishing second on the club in appearances. The Venezuelan did not allow an earned run in his first nine appearances, while righthanders hit just .196 against him during the year.

YEAR	CLUB	ERA	W	L	S	G	GS	IP	SO
2015	Chicago W.S.	6.75	0	0	0	3	0	4.0	3
2016	Milwaukee	2.81	9	3	0	20	20	121.2	100
2017	Milwaukee	5.12	1	4	0	21	14	70.1	67
2018	Milwaukee	4.09	6	9	0	31	26	141.0	136
2019	Milwaukee	3.55	9	5	3	72	0	83.2	77
2020	Arizona	3.04	1	2	0	25	0	23.2	21

## RHP James Hoyt, Wichita 2012



Acquired by Miami in early August, Hoyt was outstanding for the playoff-bound Marlins, giving up no runs in his final 19 regular-season appearances. Righthanders hit a minuscule .135 (5-for-37) against the Idaho native in 2020.

YEAR	CLUB	ERA	W	L	S	G	GS	IP	SO
2016	Houston	4.50	1	1	0	22	0	22.0	28
2017	Houston	4.38	1	0	0	43	0	49.1	66
2018	Houston	0.00	0	0	0	1	0	0.1	0
2019	Cleveland	2.16	0	0	0	8	0	8.1	10
2020	Miami	1.23	2	0	0	24	0	14.2	20

## LHP Mike Kickham, Kansas City 2016



Kickham reached the majors for the first time since 2014 when he was called up by the Red Sox on August 31. Less than a week later, he earned his first career big-league win in Boston's 9-8 win over Toronto on September 5.

(statistics post-American Association)

YEAR	CLUB	ERA	W	L	S	G	GS	IP	SO
2020	Boston	7.71	1	1	0	6	2	14.0	17

**RHP Brandon Kintzler, St. Paul 2009**

In his first full-time closer's role in three seasons, Kintzler more than answered the call, tying for fourth in the majors with 12 saves in 2020. He was also excellent during the playoffs, pitching three scoreless innings and picking up the save in Miami's series-clinching win against the Cubs on October 2.

YEAR	CLUB	ERA	W	L	S	G	GS	IP	SO
2010	Milwaukee	7.36	0	1	0	7	0	7.1	9
2011	Milwaukee	3.68	1	1	0	9	0	14.2	15
2012	Milwaukee	3.78	3	0	0	14	0	16.2	14
2013	Milwaukee	2.69	3	3	0	71	0	77.0	58
2014	Milwaukee	3.24	3	3	0	64	0	58.1	31
2015	Milwaukee	6.43	0	1	0	7	0	7.0	7
2016	Minnesota	3.15	0	2	17	54	0	54.1	35
2017	MIN/WAS	3.03	4	3	29	72	0	71.1	39
2018	WAS/CHC	4.60	3	3	2	70	0	60.2	43
2019	Chicago Cubs	2.68	3	3	1	62	0	57.0	48
2020	Miami	2.22	2	3	12	24	0	24.1	14

**RHP Chris Martin, Grand Prairie 2010**

Martin was excellent in his first full season with Atlanta. He allowed just eight hits all year (lefties were a measly 3-for-28 against him), the fewest in the majors among players with as many innings pitched. He also notched a career-long scoreless streak of 16.0 innings between July 29 and September 21.

YEAR	CLUB	ERA	W	L	S	G	GS	IP	SO
2014	Colorado	6.89	0	0	0	16	0	15.2	14
2015	N.Y. Yankees	5.66	0	2	0	24	0	20.2	18
2018	Texas	4.54	1	5	0	46	0	41.2	37
2019	TEX/ATL	3.40	1	3	4	58	0	55.2	65
2020	Atlanta	1.00	1	1	1	19	0	18.0	20

**LHP Tyler Matzek, Texas 2018-19**

In his first MLB stint since 2015, Matzek was an effective workhorse out of the Atlanta 'pen, leading Braves relievers in innings pitched and strikeouts. He was superb in the postseason, giving up just one run in 8.2 IP while fanning 14 over seven games.

*(statistics post-American Association)*

YEAR	CLUB	ERA	W	L	S	G	GS	IP	SO
2020	Atlanta	2.79	4	3	0	21	0	29.0	43

**1B John Nogowski, Sioux City 2017**

After six seasons in the minors, Nogowski finally got the call to the majors in 2020. He ripped a single up the middle for his first big-league hit on August 16 off of White Sox ace Dallas Keuchel.

YEAR	CLUB	AVG	G	H	R	2B	HR	RBI	SB
2020	St. Louis	.250	1	1	0	0	0	0	0

**LHP James Paxton, Grand Prairie 2010**

After a career-high 15 wins in 2019, Paxton struggled through an injury-filled 2020 campaign, undergoing back surgery in February and then missing the season's final month due to a left flexor strain.

YEAR	CLUB	ERA	W	L	S	G	GS	IP	SO
2013	Seattle	3.45	3	0	0	4	4	24.0	21
2014	Seattle	3.04	6	4	0	13	13	74.0	59
2015	Seattle	3.90	3	4	0	13	13	67.0	56
2016	Seattle	3.79	6	7	0	20	20	121.0	117
2017	Seattle	2.98	12	5	0	24	24	136.0	156
2018	Seattle	3.76	11	6	0	28	28	160.1	208
2019	N.Y. Yankees	3.82	15	6	0	29	29	150.2	186
2020	N.Y. Yankees	6.64	1	1	0	5	5	20.1	26

**OF David Peralta, Wichita 2012, Amarillo 2013**

Peralta had another stellar campaign in 2020, leading Arizona in hits and tying for second on the club in RBI while being nominated for a Gold Glove. The Venezuelan is now sixth in Diamondbacks history with 765 career hits and seventh with 364 RBI.

YEAR	CLUB	AVG	G	H	R	2B	HR	RBI	SB
2014	Arizona	.286	88	94	40	12	8	36	6
2015	Arizona	.312	149	144	61	26	17	78	9
2016	Arizona	.251	48	43	23	9	4	15	2
2017	Arizona	.293	140	154	82	31	14	57	8
2018	Arizona	.293	146	164	75	25	30	87	4
2019	Arizona	.275	99	382	48	29	12	57	0
2020	Arizona	.300	54	61	19	10	1	5	1

**RHP Chaz Roe, Laredo 2012**

Roe was once again a key cog in the Tampa Bay bullpen, performing well until being shut down due to injury in late August. He was especially effective during home games, going 2-0 with a 0.00 ERA in his four appearances at Tropicana Field.

YEAR	CLUB	ERA	W	L	S	G	GS	IP	SO
2013	Arizona	4.03	1	0	0	21	0	22.1	24
2014	N.Y. Yankees	9.00	0	0	0	3	0	2.0	4
2015	Baltimore	4.14	4	2	0	36	0	41.1	38
2016	BAL/ATL	3.64	2	0	0	30	0	29.2	37
2017	ATL/TB	2.53	0	0	0	12	0	10.2	13
2018	Tampa Bay	3.58	1	3	1	61	0	50.1	53
2019	Tampa Bay	4.06	1	3	1	71	0	51.0	65
2020	Tampa Bay	2.89	2	0	1	10	0	9.1	9

## RHP Max Scherzer, Fort Worth 2007



Scherzer had a slightly down year in 2020, but he remains one of the majors' most dominating hurlers. His second start of the season, on July 29, may have been the most impressive, as he limited Toronto to no runs on three hits in 7.1 innings of work, striking out 10.

YEAR	CLUB	ERA	W	L	S	G	GS	IP	SO
2008	Arizona	3.05	0	4	0	16	7	56.0	66
2009	Arizona	4.12	9	11	0	30	30	170.1	174
2010	Detroit	3.50	12	11	0	31	31	195.2	184
2011	Detroit	4.43	15	9	0	33	33	195.0	174
2012	Detroit	3.74	16	7	0	32	32	187.2	231
2013	Detroit	2.90	21	3	0	32	32	214.1	240
2014	Detroit	3.19	18	5	0	33	33	220.1	252
2015	Washington	2.79	14	12	0	33	33	228.2	276
2016	Washington	2.96	20	7	0	34	34	228.1	284
2017	Washington	2.51	16	6	0	31	31	200.2	268
2018	Washington	2.53	18	7	0	33	33	220.2	300
2019	Washington	2.92	11	7	0	27	27	172.1	243
2020	Washington	3.74	5	4	0	12	12	67.1	92

## LHP Caleb Thielbar, St. Paul 2011, 2016-17



Thielbar made the Saints-to-Twins leap for the second time in his career, pitching in the bigs for the first time since 2015. He performed admirably with Minnesota, limiting opposing hitters to a .192 average and throwing 10 consecutive scoreless innings between August 7 and September 8.

YEAR	CLUB	ERA	W	L	S	G	GS	IP	SO
2013	Minnesota	1.76	3	2	0	49	0	46.0	39
2014	Minnesota	3.40	2	1	0	54	0	47.2	35
2015	Minnesota	5.40	0	0	0	6	0	5.0	5
2020	Minnesota	2.25	2	1	0	17	0	20	22

## Other American Association alumni reaching MLB

Player	Position	AA Club	MLB Club (Post-AA)
Tim Adleman	RHP	El Paso/Lincoln 2012	Cincinnati 2016-17
Angel Castro	RHP	Lincoln 2010	Oakland 2015
Ryan Court	INF	Sioux City 2015	Seattle 2019
Aaron Crow	RHP	Fort Worth 2008-09	Kansas City 2011-14
Johnny Davis	OF	Kansas City 2018	Tampa Bay 2019
Dane De La Rosa	RHP	El Paso 2009	Tampa Bay 2011-12, L.A. Angels 2013-14
John Holdzkom	RHP	SC 2013, AMA 2013-14	Pittsburgh 2014
Chris Jakubauskas	RHP	Lincoln 2007	SEA 2009, PIT 2010, BAL 2011
Kris Johnson	LHP	Kansas City 2011	Pittsburgh 2013, Minnesota 2014
Brandon Mann	LHP	Fargo-Moorhead 2015	Texas 2018
Parker Markel	RHP	Sioux City 2018	Seattle 2019, Pittsburgh 2019
Eddy Rodriguez	C	EP 2009, SF 2010	San Diego 2012
Tanner Scheppers	RHP	St. Paul 2009	Texas 2012-17
Taylor Scott	RHP	Sioux City 2016	Seattle 2019, Baltimore 2019
Chris Smith	RHP	Wichita 2013	Oakland 2016-17
Ian Thomas	LHP	Winnipeg 2010-11	Atlanta 2014-15, L.A. Dodgers 2015
Aaron Wilkerson	RHP	Grand Prairie 2013-14	Milwaukee 2017-19

## Contracts of AA players sold to Major League organizations

Player	Position	AA Club	MLB Club	Year Sold
Lee Cruz	OF/DH	Amarillo	Baltimore	2011
Cody Evans	RHP	Amarillo	Los Angeles Angels	2011
Cyle Hankerd	OF	Amarillo	Philadelphia	2011
Harrison Kain	OF	Amarillo	Los Angeles Angels	2011
Adam Buschini	INF/OF	Amarillo	San Diego	2012
Cyle Hankerd	OF	Amarillo	Chicago White Sox	2012
Chase Johnson	RHP	Amarillo	Baltimore	2012
David Peralta	OF	Amarillo	Arizona	2013
K.C. Serna	SS	Amarillo	Philadelphia	2013
John Holdzkom	RHP	Amarillo	Pittsburgh	2014
Joe Weik	INF/OF	Amarillo	Los Angeles Angels	2014
Drew Heid	OF	Amarillo	Philadelphia	2015
Cortland Cox	RHP	Cleburne	Los Angeles Angels	2018
Steve Pastora	RHP	Cleburne	Milwaukee	2019
Taylor Grover	RHP	Chicago	Cincinnati	2018
Keon Barnum	1B	Chicago	Washington	2020
Casey Crosby	LHP	Chicago	Los Angeles Dodgers	2020
D.J. Snelten	LHP	Chicago	Tampa Bay	2020
Jaime Landin	INF	Coastal Bend	St. Louis	2007
Juan Camacho	1B	El Paso	Chicago White Sox	2006
Albenis Machado	INF	El Paso	Chicago Cubs	2006
Rick Rivas	RHP	El Paso	Los Angeles Dodgers	2010
Maikol Gonzalez	INF	El Paso	Los Angeles Dodgers	2011
Zane Chavez	C	El Paso	Baltimore	2012
Marcel Prado	RHP	El Paso	Baltimore	2012
Omar Luna	INF	El Paso	Atlanta	2013
Maikol Gonzalez	INF	El Paso	Los Angeles Angels	2014
Alex Caldera	RHP	Fargo-Moorhead	Miami	2011
C.J. Retherford	INF	Fargo-Moorhead	Los Angeles Dodgers	2011
Tom Boleska	RHP	Fargo-Moorhead	Minnesota	2012
Ryan Delgado	C	Fargo-Moorhead	Oakland	2012
Jon Gaston	OF	Fargo-Moorhead	Chicago	2012
Tyler Herron	RHP	Fargo-Moorhead	Washington	2012
Kenn Kasperek	RHP	Fargo-Moorhead	Pittsburgh	2012
Buddy Sosnoskie	OF	Fargo-Moorhead	Baltimore	2012
Ryan Stovall	INF	Fargo-Moorhead	Arizona	2012
Erik Castro	INF	Fargo-Moorhead	Atlanta	2014
Zach Wright	C	Fargo-Moorhead	Washington	2015
Brandon Mann	LHP	Fargo-Moorhead	Oakland	2015
Travis Ballew	RHP	Fargo-Moorhead	Miami	2016
Dustin Geiger	1B	Fargo-Moorhead	Miami	2016
Tyler Herron	RHP	Fargo-Moorhead	New York Mets	2016
Drew Muren	RHP	Fargo-Moorhead	Arizona	2016
Kevin Taylor	INF/OF	Fargo-Moorhead	New York Mets	2016
Keury De La Cruz	OF	Fargo-Moorhead	Seattle	2017
Zach Prendergast	RHP	Fargo-Moorhead	St. Louis	2017
Sebastian Kessay	LHP	Fargo-Moorhead	Arizona	2018
Trey McNutt	RHP	Fargo-Moorhead	Oakland	2018
Bradlin Hagens	RHP	Fargo-Moorhead	Arizona	2019
Grant Black	RHP	Fargo-Moorhead	St. Louis	2020
Matt Harrington	RHP	Fort Worth	Chicago Cubs	2006
Luke Hochevar	RHP	Fort Worth	Kansas City	2006
Shawn Williams	INF	Fort Worth	Tampa Bay	2006
Chadd Blasko	RHP	Fort Worth	Baltimore	2007
Kelley Gulletge	C	Fort Worth	Los Angeles Dodgers	2007
Max Scherzer	RHP	Fort Worth	Arizona	2007

Contracts of AA players sold to Major League organizations

Jon Hunton	RHP	Fort Worth	Oakland	2008
Aaron Crow	RHP	Fort Worth	Kansas City	2009
Jake Gautreau	INF	Fort Worth	Tampa Bay	2009
Lee Gwaltney	RHP	Fort Worth	San Diego	2009
Kevin Thompson	OF	Fort Worth	Texas	2009
Seth Fortenberry	OF	Fort Worth	Miami	2010
Ryan Patterson	OF	Fort Worth	Detroit	2010
Robert Romero	RHP	Fort Worth	Los Angeles Dodgers	2011
Clay Zavada	LHP	Gary SouthShore	San Diego	2013
Anthony Cheky	OF	Gary SouthShore	Arizona	2015
Spencer Mahoney	INF	Gary SouthShore	New York Yankees	2015
Alex Gunn	LHP	Gary SouthShore	Arizona	2016
Christian Herstine	RHP	Gary SouthShore	New York Yankees	2016
Jose Sermo	INF	Gary SouthShore	Boston	2016
Matt Solter	RHP	Gary SouthShore	San Francisco	2016
Jose Gonzalez	C	Gary SouthShore	Minnesota	2017
Ryan Fitzgerald	INF	Gary SouthShore	Boston	2018
Edgar Corcino	OF	Gary SouthShore	Boston	2019
Evan Marzilli	OF	Gary SouthShore	Arizona	2019
Colin Willis	OF	Gary SouthShore	Boston	2019
Scot Drucker	RHP	Grand Prairie	Detroit	2008
Geivy Garcia	RHP	Grand Prairie	San Francisco	2008
Kieran Mattison	RHP	Grand Prairie	Los Angeles Dodgers	2008
Tristan Crawford	RHP	Grand Prairie	Philadelphia	2009
David Espinosa	INF	Grand Prairie	Seattle	2009
Cesar Nicolas	INF	Grand Prairie	Detroit	2009
Luke Pihoda	RHP	Grand Prairie	New York Yankees	2009
Dustin Cameron	RHP	Grand Prairie	Philadelphia	2011
German Duran	INF	Grand Prairie	Miami	2011
Michael Hollimon	INF	Grand Prairie	Minnesota	2011
Chris Martin	RHP	Grand Prairie	Boston	2011
James Paxton	LHP	Grand Prairie	Seattle	2011
Greg Smith	LHP	Grand Prairie	New York Yankees	2011
Lance Day	RHP	Grand Prairie	Houston	2012
Chris McMurray	C	Grand Prairie	Arizona	2012
Bo Schultz	RHP	Grand Prairie	Arizona	2012
Micah Gibbs	C/OF	Grand Prairie	Kansas City	2013
Aaron King	OF	Grand Prairie	Boston	2013
Jared Mortensen	RHP	Grand Prairie	Tampa Bay	2013
Caesar Lopez	RHP	Grand Prairie	Atlanta	2014
Aaron Wilkerson	RHP	Grand Prairie	Boston	2014
Palmer Betts	RHP	Texas (G.P.)	Arizona	2016
Dillon Thomas	OF	Texas (G.P.)	Milwaukee	2018
Josh Prince	INF	Texas (G.P.)	Arizona	2019
Tyler Matzek	LHP	Texas (G.P.)	Atlanta	2019
Kris Johnson	LHP	Kansas City	Pittsburgh	2011
Bobby Doran	RHP	Kansas City	Toronto	2016
David Holman	RHP	Kansas City	Colorado	2016
Dalton Wheat	OF	Kansas City	Miami	2016
Scott Carroll	RHP	Kansas City	Chicago Cubs	2017
Christian Correa	C	Kansas City	Colorado	2017
Mike Kickham	LHP	Kansas City	Miami	2017
Zach Walters	INF	Kansas City	Kansas City	2017
James Buckelew	LHP	Kansas City	Chicago Cubs	2018
Keith Curcio	OF	Kansas City	Boston	2018
Carlos Diaz	LHP	Kansas City	Cincinnati	2018
Taylor Featherston	INF	Kansas City	Cincinnati	2018

Contracts of AA players sold to Major League organizations

Joe Filomeno	LHP	Kansas City	Seattle	2018
Nick Lee	LHP	Kansas City	Cincinnati	2018
Cody Martin	RHP	Kansas City	New York Mets	2018
Dylan Tice	2B	Kansas City	New York Mets	2018
Nick Torres	OF	Kansas City	Texas	2018
Adam Brett Walker	OF	Kansas City	Washington	2018
Robert Calvano	RHP	Kansas City	San Diego	2019
Randall Delgado	RHP	Kansas City	New York Yankees	2019
Brian Ellington	RHP	Kansas City	Seattle	2019
Jordan George	OF	Kansas City	Kansas City	2019
Kevin Lenik	RHP	Kansas City	Boston	2019
Eric Stout	LHP	Kansas City	Cincinnati	2019
Darnell Sweeney	OF	Kansas City	Pittsburgh	2019
Akeem Bostick	RHP	Kansas City	St. Louis	2020
Andrew DiPiazza	RHP	Kansas City	Colorado	2020
Mike Benacka	RHP	Laredo	Toronto	2012
Christopher Murrill	OF	Laredo	Tampa Bay	2012
Chaz Roe	RHP	Laredo	Arizona	2012
Matt Way	LHP	Laredo	Arizona	2012
Sawyer Carroll	OF	Laredo	Arizona	2013
Mark Serrano	RHP	Laredo	Arizona	2013
Fabian Williamson	LHP	Laredo	Cincinnati	2013
Mike Piazza	RHP	Laredo	Colorado	2014
John Brebbia	RHP	Laredo	Arizona	2015
Luis De La Cruz	RHP	Laredo	Arizona	2015
Omar Bencomo	RHP	Laredo	Minnesota	2015
Ryan Ortiz	C	Laredo	Cleveland	2015
Ryan Beckman	RHP	Laredo	Miami	2016
Zane Chavez	C	Laredo	Pittsburgh	2016
Travis Denker	3B	Laredo	Arizona	2016
Danny Reynolds	RHP	Laredo	Atlanta	2016
Matt Sergey	RHP	Laredo	Oakland	2016
Kamakani Usui	RHP	Laredo	San Francisco	2016
Kyle Winkler	RHP	Laredo	Tampa Bay	2016
Trey Masek	RHP	Laredo	Cleveland	2017
Jarrett Gardner	RHP	Lincoln	San Diego	2006
Lindsey Gulin	LHP	Lincoln	Milwaukee	2007
Chris Jakubauskas	RHP	Lincoln	Seattle	2007
Anthony Contreras	INF	Lincoln	San Diego	2008
Jason Jarvis	RHP	Lincoln	San Francisco	2008
Carlos Guevara	RHP	Lincoln	San Diego	2009
Shawn McGill	C	Lincoln	Chicago Cubs	2009
Tim Brown	RHP	Lincoln	Philadelphia	2010
Shawn McGill	C	Lincoln	Atlanta	2010
Vince Albitz	INF	Lincoln	St. Louis	2011
Vince Bongiovanni	RHP	Lincoln	Toronto	2011
Gavin Dickey	OF	Lincoln	Atlanta	2011
Blake Gailen	OF	Lincoln	Los Angeles Angels	2011
Jeff Howell	C	Lincoln	Boston	2011
Curt Smith	INF	Lincoln	Miami	2011
Thomas Palica	LHP	Lincoln	Philadelphia	2011
Garrett Sherrill	RHP	Lincoln	Miami	2011
David Quinowski	LHP	Lincoln	Baltimore	2012
Brandon Sinnerly	RHP	Lincoln	Arizona	2012
P.J. Zocchi	RHP	Lincoln	Los Angeles Dodgers	2012
Joe Bisenius	RHP	Lincoln	Atlanta	2013
Dan Carroll	OF	Lincoln	Atlanta	2013

**Contracts of AA players sold to Major League organizations**

Jose Gil	C	Lincoln	New York Yankees	2013
Eddie McKiernan	RHP	Lincoln	Arizona	2013
Dennis Raben	1B	Lincoln	Kansas City	2013
Eric Brooks	RHP	Lincoln	Arizona	2014
Luis Chirinos	RHP	Lincoln	Los Angeles Dodgers	2014
Curt Smith	INF	Lincoln	St. Louis	2014
Dexter Kjerstad	OF	Lincoln	Miami	2015
Clayton Cook	RHP	Lincoln	Texas	2016
Christian Ibarra	INF	Lincoln	Minnesota	2016
Casey Crosby	LHP	Lincoln	Minnesota	2017
Shairon Martis	RHP	Lincoln	Baltimore	2017
Brian McAfee	RHP	Lincoln	Seattle	2017
Cesilio Pimentel	LHP	Lincoln	Arizona	2017
Joe Robbins	3B/OF	Lincoln	Arizona	2017
Jacob Condra-Bogan	RHP	Lincoln	Kansas City	2018
Michael Blazek	RHP	Lincoln	Washington	2019
Ricky Knapp	RHP	Lincoln	Los Angeles Dodgers	2020
Ryne Birk	SS	Milwaukee	Los Angeles Angels	2019
Skyler Ewing	C	Milwaukee	Milwaukee	2019
Carlos Mendoza	INF	Pensacola	New York Yankees	2006
Tony Pierce	RHP	Pensacola	Atlanta	2006
Clint Sodowsky	RHP	Pensacola	Atlanta	2006
David Golliner	C	Pensacola	Los Angeles Angels	2008
Joe Hulett	C	Pensacola	Texas	2008
Paul Phillips	RHP	Pensacola	Tampa Bay	2008
Dan Smith	LHP	Pensacola	Baltimore	2008
Dustin Cameron	RHP	Pensacola	Philadelphia	2009
Kyle Middleton	RHP	Pensacola	Oakland	2009
Jimmy Mojica	INF	Pensacola	Seattle	2009
Jason Jones	RHP	Pensacola	Washington	2010
Jake Whitesides	UTIL	St. Joe	Chicago Cubs	2006
Jimmy Mojica	INF	St. Joe	Milwaukee	2007
Brent Krause	OF	St. Paul	Baltimore	2007
Luis Villareal	LHP	St. Paul	Philadelphia	2007
Shawn Wooten	C	St. Paul	New York Mets	2007
Kyle Foster	RHP	St. Paul	Boston	2008
Tony Mansolino	INF	St. Paul	Philadelphia	2008
Craig Mollidrem	RHP	St. Paul	Boston	2008
Brandon Kintzler	RHP	St. Paul	Milwaukee	2009
Tanner Scheppers	RHP	St. Paul	Texas	2009
Ole Sheldon	INF	St. Paul	Cleveland	2009
Dan Kaczrowski	INF	St. Paul	Arizona	2010
Matt Meyer	LHP	St. Paul	Los Angeles Angels	2010
Anthony Norman	OF	St. Paul	Pittsburgh	2010
Caleb Thielbar	LHP	St. Paul	Minnesota	2011
Brandon Tripp	OF	St. Paul	Philadelphia	2011
Robert Coe	RHP	St. Paul	Arizona	2012
Wes Roemer	RHP	St. Paul	Los Angeles Dodgers	2012
Dan Sattler	RHP	St. Paul	Minnesota	2012
Nick Ammirati	C	St. Paul	Seattle	2013
Brad Boyer	INF	St. Paul	Minnesota	2013
Mark Hamburger	RHP	St. Paul	Minnesota	2013
Cole Nelson	LHP	St. Paul	Atlanta	2013
Michael Zouzalik	RHP	St. Paul	Baltimore	2015
Vinny DiFazio	C	St. Paul	Los Angeles Dodgers	2016
Dan Johnson	RHP	St. Paul	Los Angeles Dodgers	2016
Anthony Phillips	SS	St. Paul	Los Angeles Angels	2016

**Contracts of AA players sold to Major League organizations**

Angelo Songco	1B	St. Paul	Los Angeles Dodgers	2016
John Straka	RHP	St. Paul	Toronto	2016
Caleb Thielbar	LHP	St. Paul	Miami	2016
Eric Veglahn	LHP	St. Paul	Toronto	2016
Seth Rosin	RHP	St. Paul	San Francisco	2017
John Straka	RHP	St. Paul	Toronto	2017
Josh Allen	2B	St. Paul	New York Mets	2018
Caleb Thielbar	LHP	St. Paul	Detroit	2018
Nick Belzer	RHP	St. Paul	Milwaukee	2019
Chris Lee	LHP	St. Paul	Milwaukee	2019
Zack Jones	RHP	St. Paul	New York Mets	2019
Max Murphy	OF	St. Paul	Arizona	2019
Justin O'Conner	C	St. Paul	Chicago White Sox	2019
Chris Nunn	LHP	St. Paul	Texas	2019
Matt Solter	RHP	St. Paul	Cleveland	2019
Amaury Casana	INF/OF	Shreveport	St. Louis	2006
Nick Corbeil	C	Shreveport	San Diego	2007
Todd Self	OF	Shreveport	Houston	2007
Coby Smith	OF	Shreveport	Los Angeles Angels	2007
Colby Miller	RHP	Shreveport	Miami	2008
Chris Garcia	INF	Shreveport	Pittsburgh	2009
Chris Garcia	INF	Shreveport	Atlanta	2010
Brian Peterson	C	Shreveport	Kansas City	2010
Chris Grossman	C	Sioux City	St. Louis	2006
Griffin Bailey	RHP	Sioux City	New York Yankees	2009
Kris Regas	LHP	Sioux City	Detroit	2009
Justin Toole	INF	Sioux City	Cleveland	2009
David Trahan	RHP	Sioux City	New York Yankees	2009
Matt Kramer	C	Sioux City	Boston	2011
Cody Satterwhite	RHP	Sioux City	New York Mets	2013
Nate Samson	INF	Sioux City	Arizona	2014
Rob Wort	RHP	Sioux City	Arizona	2014
Patrick Johnson	RHP	Sioux City	Pittsburgh	2015
Rob Wort	RHP	Sioux City	Boston	2015
Lindsey Caughel	RHP	Sioux City	Seattle	2016
Ryan Court	INF	Sioux City	Boston	2016
Connor Overton	RHP	Sioux City	San Francisco	2016
Noah Perio	INF	Sioux City	Los Angeles Dodgers	2016
Taylor Scott	RHP	Sioux City	Milwaukee	2016
Kevin McCanna	RHP	Sioux City	Arizona	2017
James Needy	RHP	Sioux City	Miami	2017
John Nogowski	INF	Sioux City	St. Louis	2017
Reinier Roibal	RHP	Sioux City	Los Angeles Dodgers	2017
Tyler Fallwell	RHP	Sioux City	Philadelphia	2018
Parker Markel	RHP	Sioux City	Seattle	2018
Ian McKinney	LHP	Sioux City	Seattle	2018
Anthony Bender	RHP	Sioux City	Milwaukee	2019
James Dykstra	RHP	Sioux City	Cincinnati	2019
Jason Garcia	RHP	Sioux City	Tampa Bay	2019
Eric Karch	RHP	Sioux City	Minnesota	2019
Pete Tago	RHP	Sioux City	New York Mets	2019
Justin Vernia	RHP	Sioux City	Arizona	2019
Ryan Newell	RHP	Sioux City	Tampa Bay	2020
Dustin Delucchi	OF	Sioux Falls	San Diego	2006
John Wesley	RHP	Sioux Falls	Chicago White Sox	2006
Chad Hermansen	OF	Sioux Falls	Miami	2007
Trevor Lawhorn	INF	Sioux Falls	Seattle	2007

## Contracts of AA players sold to Major League organizations

Trevor Lawhorn	INF	Sioux Falls	Washington	2007
Pat Mahomes	RHP	Sioux Falls	Toronto	2007
Josh Kite	LHP	Sioux Falls	Detroit	2008
Javier Garcia	RHP	Sioux Falls	Boston	2009
Beau Torbert	OF	Sioux Falls	Atlanta	2010
Eddy Rodriguez	C	Sioux Falls	San Diego	2011
Cody Evans	RHP	Sioux Falls	Toronto	2012
Kyle Mertins	RHP	Sioux Falls	Baltimore	2012
Willie Argo	OF	Sioux Falls	Seattle	2016
Kevin Folman	RHP	Sioux Falls	Chicago White Sox	2018
Ryan Fritze	RHP	Sioux Falls	Arizona	2019
Adrian Nieto	C	Sioux Falls	Miami	2019
Dashenko Ricardo	C	Sioux Falls	Tampa Bay	2019
Jordan Smith	OF	Sioux Falls	Cleveland	2019
Dustan Mohr	OF	Wichita	Colorado	2008
Justin Dowdy	LHP	Wichita	Tampa Bay	2010
Will Savage	RHP	Wichita	Los Angeles Dodgers	2010
Brent Clevlen	OF	Wichita	Philadelphia	2011
Cephas Howard	RHP	Wichita	Texas	2011
Ryan Patterson	OF	Wichita	Arizona	2011
Andrew Aiezenstadt	RHP	Wichita	Philadelphia	2012
James Hoyt	RHP	Wichita	Atlanta	2012
Matt Nevarez	RHP	Wichita	Tampa Bay	2012
Nate Robertson	LHP	Wichita	Toronto	2012
Ryan Hinson	LHP	Wichita	Atlanta	2013
John Link	RHP	Wichita	Detroit	2013
C.J. Ziegler	1B	Wichita	Minnesota	2013
John Link	RHP	Wichita	Miami	2014
Matt Nevarez	RHP	Wichita	Pittsburgh	2014
Chris Peacock	RHP	Wichita	Pittsburgh	2014
Carlo Testa	OF	Wichita	Arizona	2014
J.T. Wise	INF	Wichita	Texas	2014
Alberto Gonzalez	INF	Wichita	Detroit	2015
Luis Hernandez	INF	Wichita	Los Angeles Angels	2015
Jarret Leverett	LHP	Wichita	San Francisco	2015
Jayce Ray	OF	Wichita	Boston	2015
Paul Smyth	RHP	Wichita	Arizona	2015
Dakota Watts	RHP	Wichita	Texas	2015
Zack Cox	3B	Wichita	Detroit	2016
Derek Eitel	RHP	Wichita	San Diego	2016
Ryan Kussmaul	RHP	Wichita	Arizona	2016
Alex Sogard	LHP	Wichita	Baltimore	2016
Chad Nading	RHP	Wichita	San Diego	2017
Fabian Williamson	LHP	Winnipeg	Atlanta	2012
Nate Samson	SS	Winnipeg	Chicago Cubs	2013
Kyle Anderson	LHP	Winnipeg	Arizona	2014
Tyler Graham	OF	Winnipeg	San Francisco	2014
Ryan Scoma	DH/OF	Winnipeg	Toronto	2014
Nestor Molina	RHP	Winnipeg	San Francisco	2016
Tanner Murphy	C	Winnipeg	Colorado	2017
Jacob Rogers	1B/RHP	Winnipeg	Texas	2017
Josh Romanski	OF	Winnipeg	Minnesota	2017
Wes Darvill	3B	Winnipeg	Los Angeles Dodgers	2018
Tyler Hill	OF	Winnipeg	Kansas City	2019
Kevin Lachance	INF	Winnipeg	Arizona	2019
Brandon Marklund	RHP	Winnipeg	Kansas City	2019
Dylan Thompson	RHP	Winnipeg	Boston	2019
Garrett Mundell	LHP	Winnipeg	Milwaukee	2020

## AMERICAN ASSOCIATION LEAGUE RECORDS

2020 season-long records not included.

## Batting - Regular Season

## Batting Average

**Highest, Team, Season:** .312, Sioux Falls, 2010.**Lowest, Team, Season:** .23432, Texas, 2018.**Highest, Batter, Season:** .406, Blake Gailen, Lincoln, 2011.

## Games

**Most, Batter, Season:** 100, several.

## At-Bats

**Most, Team, Season:** 3,617, El Paso, 2012.**Fewest, Team, Season:** 3,089, Coastal Bend, 2007.**Most, Team, Game:** 67, Lincoln, May 16, 2014 (2nd game, 16 innings) and Sioux Falls, July 10, 2018 (18 innings).**Most, Batter, Season:** 434, Ryan Patterson, Wichita/St. Paul/Fort Worth, 2011.**Most, Batter, Game:** 9, Harrison Kain, Amarillo, July 17, 2012.

## Runs

**Most, Team, Season:** 650, Amarillo, 2011.**Fewest, Team, Season:** 307, Texas, 2018.**Most, Team, Game:** 26, Sioux Falls, August 22, 2008.**Most, Both Teams, Game:** 45, El Paso (24) vs. Shreveport (21), July 4, 2010.**Most, Team, Inning:** 12, St. Paul, July 28, 2007.**Most, Batter, Season:** 98, Fehlandt Lentini, Amarillo/Winnipeg, 2011.**Most, Batter, Game:** 6, Todd Cunningham, Kansas City, August 25, 2018.

## Hits

**Most, Team, Season:** 1097, Wichita, 2011.**Fewest, Team, Season:** 766, Grand Prairie, 2015.**Most, Team, Game:** 28, Pensacola, August 1, 2007; Shreveport, July 4, 2010; and Gary SouthShore, July 16, 2015.**Most, Both Teams, Game:** 53, El Paso (25) vs. Shreveport (28), July 4, 2010.**Most, Team, Inning:** 10, El Paso, August 8, 2013.**Most, Batter, Season:** 160, Stephen Douglas, El Paso/Grand Prairie, 2011.**Most, Batter, Game:** 6, several.

## Total Bases

**Most, Team, Season:** 1,674, Sioux Falls, 2010.**Fewest, Team, Season:** 1,035, Texas, 2019.**Most, Team, Game:** 53, Sioux Falls, July 3, 2010.**Most, Batter, Season:** 269, Beau Torbert, Sioux Falls, 2010.**Most, Batter, Game:** 17, John Allen, Fort Worth, August 16, 2008.

## Singles

**Most, Batter, Game:** 5, several.

## Doubles

**Most, Team, Season:** 250, Amarillo, 2011.**Fewest, Team, Season:** 122, Gary, 2019 and Texas, 2019.**Most, Team, Game:** 11, Wichita, June 3, 2009 and Sioux City, July 11, 2010.**Most, Batter, Season:** 43, Jorge Alvarez, El Paso, 2007.**Most, Batter, Game:** 4, Brett Cooley, Lincoln, July 30, 2007; Nic Jackson, Fargo-Moorhead, September 3, 2012; and Brennan Metzger, Gary SouthShore, August 22, 2015.

## Triples

**Most, Team, Season:** 47, Amarillo, 2011.**Fewest, Team, Season:** 6, Lincoln, 2007 and Fargo-Moorhead, 2011.**Most, Team, Game:** 5, Amarillo, June 25, 2012.

**Most, Batter, Season:** 17, Mike Massaro, Gary SouthShore, 2013.

**Most, Batter, Game:** 3, J.P. Schmidt, El Paso, June 16, 2006 and Mike Massaro, Gary, June 24, 2012.

### Home Runs

**Most, Team, Season:** 128, Lincoln, 2010.

**Fewest, Team, Season:** 20, Gary, 2013.

**Most, Team, Game:** 7, Sioux Falls, July 3, 2010 and St. Paul, August 29, 2019.

**Most, Team, Inning:** 5, Kansas City, May 20, 2013.

**Most, Batter, Season:** 31, Keon Barnum, Chicago, 2019.

**Most, Batter, Game:** 4, John Allen, Fort Worth, August 16, 2008.

### Grand Slams

**Most, Team, Season:** 7, Sioux Falls, 2010 and Chicago, 2019.

**Most, Team, Game:** 2, Sioux City, August 21, 2007; Sioux Falls, May 13, 2010; Fargo-Moorhead, June 24, 2013.

**Most, Batter, Season:** 2, several.

**Most, Batter, Game:** 1, several.

### RBI

**Most, Team, Season:** 597, Amarillo, 2011.

**Fewest, Team, Season:** 278, Texas, 2018.

**Most, Team, Game:** 25, Sioux Falls, August 22, 2008 and Grand Prairie, June 12, 2011.

**Most, Batter, Season:** 103, Cesar Nicolas, Grand Prairie, 2009.

**Most, Batter, Game:** 9, Brian Buchanan, St. Paul, July 20, 2006.

### Extra-Base Hits

**Most, Batter, Season:** 64, Beau Torbert, Sioux Falls, 2010.

**Most, Batter, Game:** 4, several.

### On-Base Percentage

**Highest, Team, Season:** .388, Wichita, 2011.

**Lowest, Team, Season:** .298, Texas, 2018.

**Highest, Batter, Season:** .490, Chris Garcia, Shreveport, 2010. and Brian Myrow, Grand Prairie, 2012.

### Slugging Percentage

**Highest, Team, Season:** .504, Sioux Falls, 2010.

**Lowest, Team, Season:** .317, Texas, 2019.

**Highest, Batter, Season:** .702, Brandon Sing, Sioux Falls, 2010.

### Sacrifice Hits

**Most, Team, Season:** 66, Sioux City, 2008.

**Fewest, Team, Season:** 1, Wichita, 2017.

**Most, Team, Game:** 6, Pensacola, August 3, 2007; Cleburne, May 29, 2017 and Cleburne, July 19, 2018.

**Most, Batter, Season:** 19, Ben Thomas, St. Joe, 2006.

### Sacrifice Flies

**Most, Team, Season:** 50, Sioux City, 2015 and Sioux City, 2018.

**Fewest, Team, Season:** 17, Texas, 2018.

**Most, Team, Game:** 4, several.

**Most, Batter, Season:** 12, Jake Blackwood, Kansas City, 2016.

### Hit by Pitch

**Most, Team, Season:** 80, St. Paul, 2019.

**Fewest, Team, Season:** 29, Texas, 2019.

**Most, Team, Game:** 6, St. Paul, May 24, 2006; Grand Prairie, June 26, 2011 and Lincoln, July 4, 2012.

**Most, Team, Inning:** 4, Cleburne, June 6, 2019.

**Most, Batter, Season:** 22, Jake Kahaulelio, Wichita, 2013.

**Most, Batter, Game:** 3, several.

### Walks

**Most, Team, Season:** 462, Winnipeg, 2016.

**Fewest, Team, Season:** 238, Sioux City, 2013.

**Most, Team, Game:** 18, St. Paul, August 15, 2010.

**Most, Team, Inning:** 7, Cleburne, June 30, 2019 and August 24, 2019.

**Most, Batter, Season:** 92, T.J. Mittelstaedt, Kansas City, 2014.

**Most, Batter, Game:** 5, several.

### Intentional Walks

**Most, Team, Season:** 27, Gary SouthShore, 2011.

**Fewest, Team, Season:** 1, Cleburne, 2018.

**Most, Team, Game:** 4, Gary SouthShore, September 2, 2018.

**Most, Batter, Season:** 10, several.

**Most, Batter, Game:** 3, Dan Meier, Sioux City, June 8, 2006.

### Strikeouts

**Most, Team, Season:** 910, Cleburne, 2018.

**Fewest, Team, Season:** 463, Wichita, 2010.

**Most, Team, Game:** 24, Wichita, June 6, 2017.

**Most, Both Teams, Game:** 38, Winnipeg (23) vs. Milwaukee (15), September 10, 2020.

**Most, Batter, Season:** 139, Victor Diaz, Grand Prairie, 2015.

**Most, Batter, Game:** 7, Angel Fermin, Sioux Falls, July 8, 2006.

### Stolen Bases

**Most, Team, Season:** 188, Sioux City, 2015.

**Fewest, Team, Season:** 36, Lincoln, 2019.

**Most Attempts, Team, Season:** 233, Sioux City, 2015.

**Fewest Attempts, Team, Season:** 52, St. Paul, 2014.

**Highest Success Rate, Team, Season:** 88.0%, Kansas City, 2019 (96 of 109 attempts successful)

**Lowest Success Rate, Team, Season:** 51.9%, Lincoln, 2016 (42 of 81 attempts successful)

**Most, Team, Game:** 9, Texas, August 31, 2017, Sioux Falls, July 1, 2018 and Sioux City, July 27, 2019.

**Most, Runner, Season:** 60, Alvaro Rondon, Texas, 2017.

**Most, Runner, Game:** 5, Ralph Santana, Sioux Falls, May 19, 2006.

### Caught Stealing

**Most, Team, Season:** 56, Gary SouthShore, 2012 and Sioux City, 2018.

**Fewest, Team, Season:** 10, Kansas City, 2017.

**Most, Team, Game:** 5, Pensacola, July 16, 2010.

**Most, Runner, Season:** 16, Alonzo Harris, St. Paul, 2015.

**Most, Runner, Game:** 3, Abel Nieves, Wichita, September 1, 2013.

### Hit into Double Play

**Most, Team, Season:** 129, Wichita, 2011.

**Fewest, Team, Season:** 49, St. Joe, 2007.

**Most, Team, Game:** 6, Gary SouthShore, May 26, 2014 and Lincoln, May 18, 2019.

**Most, Batter, Season:** 26, Cristian Guerrero, Gary SouthShore/Sioux Falls, 2013.

**Most, Batter, Game:** 3, several.

### Runners Left on Base

**Most, Team, Season:** 808, St. Paul, 2014.

**Fewest, Team, Season:** 642, Wichita, 2008.

**Most, Team, Game:** 23, Grand Prairie, August 17, 2012.

**Most, Both Teams, Game:** 35, El Paso at Fort Worth (13 innings), July 19, 2009.



**Batting - Playoffs (since 2009)****Batting Average****Highest, Team, Playoffs:** .316, Winnipeg, 2014.**Highest, Team, Series:** .352, Gary SouthShore, 2013 final.**Lowest, Team, Playoffs:** .118, Grand Prairie, 2013.**Lowest, Team, Series:** .118, Grand Prairie, 2013 semifinal.**Highest, Batter, Playoffs:** .556, John Allen, Laredo, 2012 and Nate Hanson, St. Paul, 2016.**Highest, Batter, Series:** .643 (9-for-14), David Espinosa, Grand Prairie, 2011 semifinals.**At-Bats****Most, Team, Playoffs:** 355, Winnipeg, 2016.**Most, Team, Series:** 207, Winnipeg, 2017 final.**Most, Team, Game:** 61, Wichita, September 18, 2017.**Fewest, Team, Playoffs:** 98, Gary, 2017; Fargo, 2012 and Laredo, 2012.**Fewest, Team, Series:** 88, Shreveport, 2010 final.**Most, Batter, Playoffs:** 44, Adam Frost, St. Paul, 2012.**Most, Batter, Series:** 24, Brent Clevlen, Wichita, 2017 final.**Most, Player, Game:** 8, Matt Chavez, Wichita, September 18, 2017.**Runs****Most, Team, Playoffs:** 61, Wichita, 2016.**Most, Team, Series:** 39, Winnipeg, 2017 final.**Most, Team, Game:** 18, Winnipeg, September 19, 2018.**Fewest, Team, Playoffs:** 0, Grand Prairie, 2013.**Fewest, Team, Series:** 0, Grand Prairie, 2013 semifinal.**Most, Batter, Playoffs:** 11, T.J. Mittelstaedt, Wichita, 2016.**Most, Batter, Series:** 7, Harrison Kain, Wichita, 2016 semifinal.**Most, Player, Game:** 4, Shawn Pleffner, Winnipeg, September 19, 2017.**Hits****Most, Team, Playoffs:** 105, Winnipeg, 2016.**Most, Team, Series:** 59, Winnipeg, 2017 final.**Most, Team, Game:** 20, Kansas City, September 11, 2018.**Fewest, Team, Playoffs:** 12, Grand Prairie, 2013.**Fewest, Team, Series:** 12, Grand Prairie, 2013 semifinal.**Fewest, Team, Game:** 3, Grand Prairie, September 6, 2013 and Fargo, September 6, 2013.**Most, Batter, Playoffs:** 17, David Rohm, Winnipeg, 2016 and Nick Van Stratten, Wichita, 2016.**Most, Batter, Series:** 12, David Rohm, Winnipeg, 2016 semifinal.**Most, Player, Game:** 5, Matt Chavez, Wichita, September 16, 2016.**Doubles****Most, Team, Playoffs:** 20, Winnipeg, 2016.**Most, Team, Series:** 14, Winnipeg, 2016 final.**Most, Team, Game:** 5, several.**Fewest, Team, Playoffs:** 1, Grand Prairie, 2013.**Fewest, Team, Series:** 1, several.**Most, Batter, Playoffs:** 6, Adam Heisler, Winnipeg, 2016.**Most, Batter, Series:** 4, Adam Heisler, Winnipeg; 2016 final; Ronnie Bourquin, St. Paul, 2011 semifinal and Jon Weber, Winnipeg, 2011 semifinal.**Most, Player, Game:** 2, several.**Triples****Most, Team, Playoffs:** 6, Wichita, 2013.**Most, Team, Series:** 5, Wichita, 2013 semifinal.**Most, Team, Game:** 4, Wichita, September 6, 2013.**Fewest, Team, Playoffs:** 0, several.**Fewest, Team, Series:** 0, several.**Most, Batter, Playoffs:** 3, Richard Prigatano, Wichita, 2017 and Brent Clevlen, Wichita, 2013.**Most, Batter, Series:** 3, Richard Prigatano, Wichita, 2017 semifinal.**Most, Player, Game:** 2, Richard Prigatano, Wichita, September 9, 2017.**Home Runs****Most, Team, Playoffs:** 10, Winnipeg, 2017; Wichita, 2012 and St. Paul, 2011.**Most, Team, Series:** 9, Lincoln, 2017 semifinal and Winnipeg, 2017 final.**Most, Team, Game:** 5, Lincoln, September 10, 2017 and Wichita, September 6 2012.**Fewest, Team, Playoffs:** 0, Gary, 2018; Gary, 2013 and Grand Prairie, 2013.**Fewest, Team, Series:** 0, several.**Most, Batter, Playoffs:** 3, several.**Most, Batter, Series:** 3, Joe Robbins, Lincoln, 2017 semifinal and Reggie Abercrombie, Winnipeg, 2016 final.**Most, Player, Game:** 2, several.**Runs Batted In****Most, Team, Playoffs:** 57, Winnipeg, 2017.**Most, Team, Series:** 37, Winnipeg, 2017 final.**Most, Team, Game:** 18, Winnipeg, September 19, 2017.**Fewest, Team, Playoffs:** 0, Grand Prairie, 2013.**Fewest, Team, Series:** 0, Grand Prairie, 2013 semifinal.**Most, Batter, Playoffs:** 11, Richard Prigatano, Wichita, 2017 and Reggie Abercrombie, Winnipeg, 2016.**Most, Batter, Series:** 9, Reggie Abercrombie, Winnipeg, 2016 final.**Most, Player, Game:** 7, Brandon Jacobs, Lincoln, September 7, 2017 and Reggie Abercrombie, Winnipeg, September 16, 2016.**Walks****Most, Team, Playoffs:** 51, Sioux City, 2019.**Most, Team, Series:** 29, Lincoln, 2009 final.**Most, Team, Game:** 12, Lincoln, September 11, 2009.**Fewest, Team, Playoffs:** 6, Gary, 2017.**Fewest, Team, Series:** 6, Gary, 2017 semifinal; Winnipeg, 2012 final and Sioux Falls, 2010 final.**Most, Batter, Playoffs:** 11, Rafael Alvarez, Lincoln, 2009.**Most, Batter, Series:** 7, Chris Jacobs, Fargo, 2019 semifinal and Rafael Alvarez, Lincoln, 2009 final.**Most, Player, Game:** 3, several.**Strikeouts****Most, Team, Playoffs:** 87, Lincoln, 2009.**Most, Team, Series:** 56, St. Paul, 2016 semifinal.**Most, Team, Game:** 17, Wichita, September 18, 2017.**Fewest, Team, Playoffs:** 19, Wichita, 2011.**Fewest, Team, Series:** 13, Wichita, 2013 semifinal.**Most, Batter, Playoffs:** 16, Jacob Morris, Wichita, 2017 and Argelis Nunez, Lincoln, 2009.**Most, Batter, Series:** 11, Joe Becht, Fargo, 2019 semifinal and Jacob Morris, Wichita, 2017 final.**Most, Player, Game:** 5, Matt Chavez, September 7, 2016.**Stolen Bases****Most, Team, Playoffs:** 17, Lincoln, 2009.**Most, Team, Series:** 13, Lincoln, 2009 final.**Most, Team, Game:** 7, Lincoln, September 11, 2009.**Fewest, Team, Playoffs:** 0, Sioux City, 2016 and Laredo, 2012.**Fewest, Team, Series:** 0, several.**Most, Runner, Playoffs:** 6, Bryan Sabatella, Shreveport, 2010.**Most, Runner, Series:** 4, Bryan Sabatella, Shreveport, 2010 semifinal.

## LEAGUE RECORDS

**Most, Runner, Game:** 3, Reggie Abercrombie, Winnipeg, September 3, 2014.

### Caught Stealing

**Most, Team, Playoffs:** 6, Wichita, 2016; Wichita, 2014 and Wichita, 2013.

**Most, Team, Series:** 5, Wichita, 2014 semifinal.

**Most, Team, Game:** 2, several.

**Fewest, Team, Playoffs:** 0, several.

**Fewest, Team, Series:** 0, several.

**Most, Runner, Playoffs:** 4, Kevin Reynolds, Pensacola, 2009.

**Most, Runner, Series:** 3, John Rodriguez, Wichita, 2013 semifinal.

**Most, Runner, Game:** 2, Nick Van Stratten, Wichita, September 7, 2016 and John Rodriguez, Wichita, September 4, 2013.

### Left on Base

**Most, Team, Game:** 16, Wichita, September 18, 2017.

## Pitching - Regular Season

### Games

**Most, Pitcher, Season:** 60, Jack Charleston, Winnipeg, 2018.

### Games Started

**Most, Pitcher, Season:** 25, Charle Rosario, Gary SouthShore/Winnipeg, 2017 and Alex Gunn, Gary SouthShore, 2017.

### Games Finished

**Most, Pitcher, Season:** 48, Marshall Schuler, Lincoln, 2014.

### Complete Games

**Most, Team, Season:** 16, Fort Worth, 2007.

**Fewest, Team, Season:** 0, Sioux Falls, 2018 and Texas, 2018.

**Most, Pitcher, Season:** 7, Mark Hamburger, St. Paul, 2016; Mark Hamburger, St. Paul, 2017.

### Shutouts

**Most, Pitcher, Season:** 4, Jeff Blitstein, Lincoln, 2006.

### Innings Pitched

**Most, Team, Season:** 904.0, Amarillo, 2012.

**Fewest, Team, Season:** 775.1, Coastal Bend, 2007.

**Most, Team, Game:** 18, Sioux Falls and Winnipeg, July 10, 2018.

**Most, Pitcher, Season:** 172.0, Mark Hamburger, St. Paul, 2017.

**Most, Pitcher, Game:** 10, several.

### Earned-Run Average

**Lowest, Team, Season:** 3.04, Sioux City, 2015.

**Highest, Team, Season:** 7.21, El Paso, 2011.

**Lowest, Pitcher, Season:** 1.75, Kyle Middleton, Pensacola, 2009.

### Wins

**Most, Pitcher, Season:** 15, Josh Lowey, Wichita, 2012; Patrick Johnson, Sioux City, 2015; and Kramer Sneed, St. Paul, 2015.

### Losses

**Most, Pitcher, Season:** 13, Jeremy Strawn, Kansas City/Sioux Falls, 2015 and Zech Lemond, Texas, 2019.

### Saves

**Most, Team, Season:** 37, Wichita, 2018.

**Fewest, Team, Season:** 10, St. Joe, 2007.

**Most, Pitcher, Season:** 34, Marshall Schuler, Gary SouthShore, 2014.

### Hits Allowed

**Most, Team, Season:** 1209, El Paso, 2011.

**Fewest, Team, Season:** 750, Sioux City, 2015.

**Most, Team, Game:** 28, Shreveport, August 1, 2007; El Paso, July 4, 2010 and Gary, July 16, 2015.

**Most, Pitcher, Season:** 194, Kyle Ruwe, Sioux Falls, 2014.

**Most, Pitcher, Game:** 23, Andrew Romo, Amarillo, August 8, 2013.

**Most, Pitcher, Inning:** 10, Kyle Ruwe, Sioux Falls, June 13, 2014.

### At-Bats Faced

**Most, Team, Season:** 3,564, Shreveport-Bossier, 2011.

**Fewest, Team, Season:** 3,074, Wichita, 2008.

**Most, Pitcher, Season:** 680, Mark Hamburger, St. Paul, 2017.

**Most, Team, Game:** 67, Lincoln, May 16, 2014 and Winnipeg, July 10, 2018.

### Batters Faced

**Most, Team, Season:** 4,300, El Paso, 2011.

**Fewest, Team, Season:** 3,481, Shreveport, 2006.

**Most, Pitcher, Season:** 732, Mark Hamburger, St. Paul, 2017.

### Runs Allowed

**Most, Team, Season:** 815, El Paso, 2011.

**Fewest, Team, Season:** 344, Sioux City, 2015.

**Most, Team, Game:** 26, Shreveport, August 22, 2008.

**Most, Both Teams, Game:** 45, Shreveport (24) vs. El Paso (21), July 4, 2010.

**Most, Team, Inning:** 12, Sioux City, July 28, 2007.

**Most, Pitcher, Season:** 101, Adam Champion, Sioux Falls, 2013, and Kyle Ruwe, Sioux Falls, 2014.

**Most, Pitcher, Game:** 19, Andrew Romo, Amarillo, August 8, 2013.

**Most, Pitcher, Inning:** 10, Justin Lord, St. Paul, June 17, 2008.

### Earned Runs Allowed

**Most, Team, Season:** 706, El Paso, 2011.

**Fewest, Team, Season:** 301, Sioux City, 2015.

**Most, Team, Game:** 24, Shreveport, August 22, 2008 and Shreveport, July 4, 2010.

**Most, Team, Inning:** 12, Sioux City, July 28, 2007.

**Most, Pitcher, Season:** 101, Adam Champion, Sioux Falls, 2013.

**Most, Pitcher, Game:** 17, Andrew Romo, Amarillo, August 8, 2013.

**Most, Pitcher, Inning:** 13, Kyle Ruwe, Sioux Falls, June 13, 2013.

### Home Runs Allowed

**Most, Team, Season:** 111, Sioux Falls, 2019.

**Fewest, Team, Season:** 38, El Paso, 2007 and Wichita, 2009.

**Most, Team, Game:** 7, Sioux City, July 3, 2010 and Fargo-Moorhead, August 29, 2019.

**Most, Team, Inning:** 5, Lincoln, May 20, 2013.

**Most, Pitcher, Season:** 25, Ben Moore, Sioux Falls, 2009.

**Most, Pitcher, Game:** 5, Mike Meyer, St. Paul, July 30, 2006 and Jeff Blitstein, St. Paul, August 20, 2008.

**Most, Pitcher, Inning:** 4, Robert Coe, St. Paul, July 17, 2017.

### Grand Slams Allowed

**Most, Team, Season:** 6, St. Paul, 2019.

**Most, Team, Game:** 2, Sioux Falls, August 21, 2007 and Lincoln, May 13, 2010.

**Most, Pitcher, Season:** 3, Eddie Medina, St. Paul, 2019.

### Doubles Allowed

**Most, Team, Season:** 246, Shreveport, 2011.

**Fewest, Team, Season:** 121, Sioux City, 2015 and Fargo-Moorhead, 2018.

### Triples Allowed

**Most, Team, Season:** 47, Amarillo, 2011.

**Fewest, Team, Season:** 7, St. Paul, 2016.

### Sacrifice Hits Allowed

**Most, Team, Season:** 51, Wichita, 2008.

**Fewest, Team, Season:** 14, Sioux Falls, 2018.

**Most, Pitcher, Season:** 12, Jack Frawley, Fargo-Moorhead/Gary SouthShore, 2011.

### Sacrifice Flies Allowed

**Most, Team, Season:** 63, Texas, 2018.

## LEAGUE RECORDS

**Fewest, Team, Season:** 15, Lincoln, 2006.

**Most, Pitcher, Season:** 10, several.

### Hit by Pitch Allowed

**Most, Team, Season:** 79, El Paso, 2013.

**Fewest, Team, Season:** 25, Gary SouthShore, 2017.

**Most, Team, Game:** 6, Sioux Falls, May 24, 2006; El Paso, June 26, 2011; and El Paso, July 4, 2012.

**Most, Team, Inning:** 4, Sioux Falls, June 6, 2019.

**Most, Pitcher, Season:** 18, Jesen Merle, St. Joe, 2006.

**Most, Pitcher, Game:** 5, Ryan Zimmerman, St. Paul, July 12, 2017 and Trevor Simms, Chicago, July 22, 2018.

**Most, Pitcher, Inning:** 4, Ryan Flores, Sioux Falls, June 6, 2019.

### Walks Allowed

**Most, Team, Season:** 531, Texas, 2018.

**Fewest, Team, Season:** 227, Gary, 2018.

**Most, Team, Game:** 18, Lincoln, August 15, 2010.

**Most, Team, Inning:** 7, Texas, June 30, 2019 and August 24, 2019

**Most, Pitcher, Season:** 82, Trevor Fox, Sioux City, 2009 and Shaun Ellis, El Paso, 2010.

**Most, Pitcher, Game:** 11, Cody Scarpetta, Fargo-Moorhead, July 16, 2016.

### Intentional Walks Issued

**Most, Team, Season:** 39, St. Paul, 2011.

**Fewest, Team, Season:** 2, Texas, 2017, Gary, 2018 and Fargo-Moorhead, 2019.

**Most, Team, Game:** 4, Kansas City, September 2, 2018.

**Most, Pitcher, Season:** 10, Matt Long, St. Paul, 2011.

**Most, Pitcher, Game:** 3, Dan Valentin, Fort Worth, July 1, 2007.

### Strikeouts

**Most, Team, Season:** 897, Kansas City, 2017.

**Fewest, Team, Season:** 479, Wichita, 2008.

**Most, Team, Game:** 24, Kansas City vs. Wichita, June 6, 2017.

**Most, Pitcher, Season:** 167, Tyler Alexander, Fargo-Moorhead, 2017.

**Most, Pitcher, Game:** 17, several.

### Wild Pitches

**Most, Team, Season:** 114, Lincoln, 2010.

**Fewest, Team, Season:** 26, Sioux City, 2011.

**Most, Team, Game:** 9, Texas, July 8, 2019.

**Most, Pitcher, Season:** 26, Jim Paduch, Lincoln, 2010.

**Most, Pitcher, Game:** 6, Erik Manoah, Texas, July 8, 2019.

### Opponents' Batting Average

**Highest, Team, Season:** .328, El Paso, 2011.

**Lowest, Team, Season:** .229, Sioux City, 2015.

**Highest, Pitcher, Season:** .370, David McWatters, El Paso, 2006.

**Lowest, Pitcher, Season:** .190, Ryan Zimmerman, Sioux City, 2015.

### Balks

**Most, Team, Season:** 14, Pensacola, 2009.

**Fewest, Team, Season:** 0, several.

**Most, Team, Game:** 3, several.

**Most, Pitcher, Season:** 6, Hunter Davis, Pensacola, 2009.

**Most, Pitcher, Game:** 3, several.

### No-Hitters

Pitcher	Team	Date	Opponent
Joel Kirsten	Fort Worth	August 21, 2006	El Paso
Will Savage	Wichita	June 23, 2009	Sioux City
Jarrett Gardner	Lincoln	June 25, 2009	El Paso
Karl Triana	Gary SouthShore	June 2, 2016	Kansas City

Matt Sergey

Kansas City

July 27, 2017

Texas

Eddie Medina

St. Paul

May 31, 2019

Cleburne

## Pitching - Playoffs (since 2009)

### Games

**Most, Team, Playoffs:** 10, Winnipeg, 2016.

**Fewest, Team, Playoffs:** 3, several.

**Most, Pitcher, Playoffs:** 9, Victor Capellan, Winnipeg, 2016.

### Games Started

**Most, Pitcher, Playoffs:** 3, several.

### Complete Games

**Most, Team, Playoffs:** 1, several.

**Most, Team, Series:** 1, several.

**Most, Pitcher, Playoffs:** 1, several.

**Most, Pitcher, Series:** 1, several.

### Innings Pitched

**Most, Team, Playoffs:** 92.1, St. Paul, 2011.

**Fewest, Team, Playoffs:** 26.0, Gary, 2017; Fargo, 2012 and Laredo, 2012.

**Most, Team, Series:** 52.0, Winnipeg, 2017 final.

**Fewest, Team, Series:** 25, Sioux Falls, 2010 final.

**Most, Pitcher, Playoffs:** 23.0, Tommy Collier, Kansas City, 2018.

**Most, Pitcher, Series:** 15.1, Mark Hamburger, St. Paul, 2016 semifinal.

### Earned-Run Average

**Lowest, Team, Playoffs:** 2.46, Winnipeg, 2012.

**Highest, Team, Playoffs:** 8.49, Sioux City, 2016.

**Lowest, Team, Series:** 0.00, Wichita, 2013 semifinal.

**Highest, Team, Series:** 8.65, Lincoln, 2014 final.

**Lowest, Pitcher, Playoffs:** 0.00, several.

**Lowest, Pitcher, Series:** 0.00, several.

### Wins

**Most, Team, Playoffs:** 6, several.

**Most, Pitcher, Playoffs:** 3, Jordan Jess, St. Paul, 2019; Edwin Carl, Winnipeg, 2016 and Jim Paduch, Lincoln, 2009.

**Most, Pitcher, Series:** 2, several.

### Losses

**Most, Pitcher, Playoffs:** 2, several.

**Most, Pitcher, Series:** 2, Adam Daniels, Lincoln, 2009 final, Kieran Mattison, Pensacola, 2009 final and Tyler Herron, 2020 final (best-of-7).

### Saves

**Most, Team, Playoffs:** 5, Laredo, 2015.

**Most, Team, Series:** 3, several.

**Most, Pitcher, Playoffs:** 5, John Brebbia, Laredo, 2015.

**Most, Pitcher, Series:** 3, several.

### Hits Allowed

**Most, Team, Playoffs:** 105, St. Paul, 2011.

**Fewest, Team, Playoffs:** 24, Fargo, 2012.

**Most, Team, Series:** 59, Wichita, 2017 final.

**Fewest, Team, Series:** 12, Wichita, 2013 semifinal.

**Most, Team, Game:** 20, St. Paul, September 11, 2018.

**Fewest, Team, Game:** 3, Gary, September 6, 2013 and Wichita, September 6, 2013.

**Most, Pitcher, Playoffs:** 24, Joe Bisenius, Lincoln, 2014.

**Most, Pitcher, Series:** 21, Lee Gwaltney, Fort Worth, 2009 semifinal.

**Most, Pitcher, Game:** 13, Jarrett Gardner, Lincoln, September 1, 2009.

**Runs Allowed****Most, Team, Playoffs:** 51, Winnipeg, 2017.**Fewest, Team, Playoffs:** 10, Lincoln, 2010.**Most, Team, Series:** 39, Wichita, 2017 final.**Fewest, Team, Series:** 0, Wichita, 2013 semifinal.**Most, Team, Game:** 18, Wichita, September 19, 2017.**Most, Pitcher, Playoffs:** 14, Alex Boshers, Wichita, 2017.**Most, Pitcher, Series:** 12, Alex Boshers, Wichita, 2017 final.**Most, Pitcher, Game:** 9, Tyler Herron, Sioux Falls, September 12, 2020; Marquis Fleming, Lincoln, September 10, 2014 and Chris Chavez, Laredo, September 6, 2012.**Earned Runs Allowed****Most, Team, Playoffs:** 48, Winnipeg, 2017.**Fewest, Team, Playoffs:** 10, Lincoln, 2010.**Most, Team, Series:** 35, Wichita, 2017 final.**Fewest, Team, Series:** 0, Wichita, 2013 semifinal.**Most, Team, Game:** 18, Wichita, September 19, 2017.**Most, Pitcher, Playoffs:** 14, Alex Boshers, Wichita, 2017.**Most, Pitcher, Series:** 12, Tyler Herron, Sioux Falls, 2020 final (best-of-7) and Alex Boshers, Wichita, 2017 final.**Most, Pitcher, Game:** 9, Tyler Herron, Sioux Falls, September 12, 2020; 9, Marquis Fleming, Lincoln, September 10, 2014 and Chris Chavez, Laredo, September 6, 2012.**Walks Allowed****Most, Team, Playoffs:** 46, Pensacola, 2009.**Fewest, Team, Playoffs:** 6, Fargo, 2012.**Most, Team, Series:** 29, Pensacola, 2009 final.**Fewest, Team, Series:** 6, Wichita, 2017 semifinal; Fargo, 2012 semifinal and Shreveport, 2010 final.**Most, Team, Game:** 12, Pensacola, September 11, 2009.**Most, Pitcher, Playoffs:** 12, Joe Bisenius, Lincoln, 2014 and Kieran Mattison, Pensacola, 2009.**Most, Pitcher, Series:** 9, Nic Singleton, Wichita, 2011 semifinal.**Most, Pitcher, Game:** 7, Marquis Fleming, Lincoln, September 10, 2014.**Strikeouts****Most, Team, Playoffs:** 99, Winnipeg, 2016.**Fewest, Team, Playoffs:** 13, Grand Prairie, 2013.**Most, Team, Series:** 56, Winnipeg, 2016 semifinal.**Fewest, Team, Series:** 13, Grand Prairie, 2013 semifinal.**Most, Team, Game:** 17, Winnipeg, September 18, 2017.**Most, Pitcher, Playoffs:** 23, Joe Bisenius, Lincoln, 2014.**Most, Pitcher, Series:** 18, Tommy Collier, Kansas City, 2018 semifinal and Joe Bisenius, Lincoln, 2014 semifinal.**Most, Pitcher, Game:** 13, Kramer Sneed, St. Paul, September 9, 2015.**Home Runs Allowed****Most, Team, Playoffs:** 12, Winnipeg, 2017.**Fewest, Team, Playoffs:** 0, Gary, 2017; Wichita, 2013 and Fargo, 2013.**Most, Team, Series:** 9, Wichita, 2017 final and Winnipeg, 2017 semifinal.**Fewest, Team, Series:** 0, several.**Most, Team, Game:** 5, Winnipeg, September 10, 2017 and Laredo, September 6, 2012.**Most, Pitcher, Playoffs:** 5, Tyler Herron, Sioux Falls, 2020 (best-of-7); Kevin McGovern, Winnipeg, 2017 and Chris Chavez, Laredo, 2012.**Most, Pitcher, Series:** 5, Tyler Herron, Sioux Falls, 2020 final (best-of-7) and Chris Chavez, Laredo, 2012 semifinal.**Most, Pitcher, Game:** 5, Chris Chavez, Laredo, September 6, 2012.**Opponents' Batting Average****Highest Allowed, Team, Series:** .331, Sioux City, 2016 semifinal.**Lowest Allowed, Team, Series:** .184, Wichita, 2017 semifinal.**Fielding - Regular Season****Fielding Percentage****Highest, Team, Season:** .987, Winnipeg, 2019.**Lowest, Team, Season:** .959, El Paso, 2006.**Putouts****Most, Team, Season:** 2700, St. Paul, 2019.**Fewest, Team, Season:** 2326, Coastal Bend, 2007.**Most, Team, Game:** 54, Sioux Falls and Winnipeg, July 10, 2018 (18 innings).**Assists****Most, Team, Season:** 1226, El Paso, 2007.**Fewest, Team, Season:** 822, Texas, 2019.**Most, Team, Game:** 27, Gary, August 8, 2012.**Errors****Most, Team, Season:** 147, El Paso, 2006, and El Paso, 2013.**Fewest, Team, Season:** 48, Winnipeg, 2019.**Most, Team, Game:** 9, El Paso, August 24, 2013.**Total Chances****Most, Team, Season:** 3973, El Paso, 2012.**Fewest, Team, Season:** 3346, Fort Worth, 2010.**Double Plays****Most, Team, Season:** 133, El Paso, 2007.**Fewest, Team, Season:** 61, Sioux City, 2017.**Most, Team, Game:** 6, Kansas City, May 26, 2014.**Triple Plays****Most, Team, Season:** 1, several.**Passed Balls****Most, Team, Season:** 38, Pensacola, 2006.**Fewest, Team, Season:** 2, Wichita, 2014 and Winnipeg, 2015.**Most, Team, Game:** 5, St. Paul, August 5, 2007.**Stolen Bases Allowed****Most, Team, Season:** 221, Amarillo, 2011.**Fewest, Team, Season:** 47, St. Paul, 2006.**Most Attempts Allowed, Team, Season:** 264, Amarillo, 2011.**Fewest Attempts Allowed, Team, Season:** 82, St. Paul, 2006.**Most Allowed, Team, Game:** 9, Salina, August 31, 2017; Texas, July 1, 2018 and Texas, July 27, 2019.**Runners Thrown Out Stealing****Most, Team, Season:** 53, El Paso, 2008.**Fewest, Team, Season:** 11, Sioux City, 2012.**Most, Team, Game:** 5, Shreveport vs. Pensacola, July 6, 2010.**Most, Catcher, Season:** 45, Edwin Bellorin, Wichita, 2011.**Most, Pitcher, Season:** 15, Josh Neitz, El Paso, 2009.**Highest Efficiency, Team, Season:** .427, St. Paul, 2006 (35 of 82 runners thrown out)**Lowest Efficiency, Team, Season:** .071, Sioux City, 2012 (11 of 154 runners thrown out).**First Base****Percentage, Season:** .999, Alex Crosby, Gary, 2018.**Games, Season:** 100, C.J. Ziegler, Wichita, 2013.**Putouts, Season:** 943, Brandon Sing, Sioux Falls, 2010 and C.J. Ziegler, Wichita, 2013.**Putouts, Game:** 21, Derek Schermerhorn, Wichita/Sioux City, August 12, 2008 and Steve

Pearson, Wichita, May 20, 2009.

**Assists, Season:** 85, Trent Lockwood, Fort Worth, 2011.

**Assists, Game:** 4, several.

**Errors, Season:** 16, Tim Dorn, Pensacola, 2006 and C.J. Ziegler, Wichita, 2013.

**Errors, Game:** 3, Cesar Nicolas, Grand Prairie, May 21, 2009.

**Total Chances, Season:** 1020, C.J. Ziegler, Wichita, 2013.

**Double Plays, Season:** 107, Brandon Sing, Sioux Falls, 2010.

### Second Base

**Percentage, Season:** .995, Christian Stringer, Wichita, 2017.

**Games, Season:** 100, Carlo Cota, Fargo-Moorhead, 2011.

**Putouts, Season:** 222, Carlo Cota, Fargo-Moorhead, 2011.

**Putouts, Game:** 8, Dan Kaczrowski, St. Paul, June 3, 2009.

**Assists, Season:** 341, Carlo Cota, Fargo-Moorhead, 2011.

**Assists, Game:** 11, Brandon Haywood, El Paso, July 21, 2006.

**Errors, Season:** 25, Antoin Gray, Pensacola, 2009.

**Errors, Game:** 3, several.

**Total Chances, Season:** 575, Carlo Cota, Fargo-Moorhead, 2011.

**Double Plays, Season:** 99, Carlo Cota, Fargo-Moorhead, 2012.

### Third Base

**Percentage, Season:** .987, Leobaldo Pina, Fargo-Moorhead, 2019.

**Games, Season:** 99, Carlos Mendez, Sioux Falls, 2014 and Nate Hanson, St. Paul, 2017.

**Putouts, Season:** 91, Chesny Young, St. Paul, 2019.

**Putouts, Game:** 5, Chad Sosebee, St. Joe, July 5, 2007.

**Assists, Season:** 224, Terence Green, Fort Worth, 2006.

**Assists, Game:** 9, Lester Contreras, Pensacola, July 4, 2009.

**Errors, Season:** 42, Matt Imwalle, Sioux Falls, 2007.

**Errors, Game:** 4, Edwin Maldonado, Grand Prairie, June 4, 2008 and Landon Camp, Sioux City, July 5, 2009.

**Total Chances, Season:** 316, Terence Green, 2006.

**Double Plays, Season:** 28, Michael Thompson, Wichita, 2008.

### Shortstop

**Percentage, Season:** .986, Yhoxian Medina, Fargo-Moorhead, 2019.

**Games, Season:** 100, several.

**Putouts, Season:** 200, Arnoldo Ponce, El Paso, 2010.

**Putouts, Game:** 7, Tim Hutting, Sioux Falls, May 31, 2008.

**Assists, Season:** 357, Tim Hutting, Sioux Falls, 2010.

**Assists, Game:** 12, David Cooper, Gary, 2012.

**Errors, Season:** 32, Tony Garcia, Lincoln, 2007.

**Errors, Game:** 5, Jimmy Mojica, Kansas City, June 28, 2011.

**Total Chances, Season:** 533, Albenis Machado, El Paso, 2007.

**Double Plays, Season:** 89, Tim Hutting, Sioux Falls, 2010 and Zach Penprase, Fargo-Moorhead, 2012.

### Outfield

**Percentage, Season:** 1.000, several.

**Games, Season:** 100, several.

**Putouts, Season:** 275, Dustin Jones, Sioux City, 2011.

**Putouts, Game:** 12, Dan Motl, Sioux Falls, July 10, 2018 (18 innings).

**Assists, Season:** 15, Francisco Leandro, Sioux Falls, 2011.

**Assists, Game:** 2, several.

**Errors, Season:** 15, Denis Phipps, Laredo, 2015.

**Errors, Game:** 2, several.

**Total Chances, Season:** 290, Nick Van Stratten, Sioux Falls, 2013.

**Double Plays, Season:** 6, Ray Sadler, Kansas City, 2011.

### Catcher

**Percentage, Season:** .998, Jeremy Martinez, St. Paul, 2019.

**Games, Season:** 94, Edwin Bellorin, Wichita, 2011.

**Putouts, Season:** 768, Dylan Kelly, Sioux City, 2019.

**Putouts, Game:** 24, Leonardo Rojas, Kansas City, June 6, 2017.

**Assists, Season:** 74, Eddy Rodriguez, El Paso, 2009.

**Assists, Game:** 5, Jacob Wallis, Fort Worth, May 30, 2006.

**Errors, Season:** 17, Eddy Rodriguez, El Paso, 2009.

**Errors, Game:** 3, James Beever, St. Joe, June 21, 2007 and Jeff Christy, Wichita, July 19, 2010.

**Total Chances, Season:** 812, Dylan Kelly, Sioux City, 2019.

**Double Plays, Season:** 13, Justin O'Conner, St. Paul, 2018.

**Passed Balls, Season:** 28, Marcel Longmire, St. Paul, 2007.

**Passed Balls, Game:** 5, Marcel Longmire, St. Paul, August 5, 2007.

**Stolen Bases Allowed, Season:** 142, Kevin Butler, Amarillo, 2011.

**Stolen Base Attempts Allowed, Season:** 167, Kevin Butler, Amarillo, 2011 and Edwin Bellorin, Wichita, 2011.

**Highest Stolen-Base Efficiency, Season (minimum 12 attempts):** .469, Jeremy Frost, St. Paul, 2006 (30 of 64 runners thrown out).

**Lowest Stolen-Base Efficiency, Season (minimum 12 attempts):** .000, several.

### Pitcher

**Percentage, Season:** 1.000, several.

**Games, Season:** 60, Jack Charleston, Winnipeg, 2018.

**Putouts, Season:** 18, Charlie Ruud, St. Paul, 2008.

**Putouts, Game:** 3, several.

**Assists, Season:** 36, Jeff Blitstein, Lincoln, 2006.

**Assists, Game:** 6, several.

**Errors, Season:** 6, Austin Wright, Chicago, 2019.

**Errors, Game:** 4, Travis Kane, Sioux Falls, May 29, 2008.

**Total Chances, Season:** 51, Mike Meyer, St. Paul, 2006.

**Double Plays, Season:** 6, Richard Salazar, Sioux City, 2012.

**Stolen Bases Allowed, Season:** 34, Ryan Mitchell, Amarillo, 2011 and Travis Ballew, Texas, 2019.

**Stolen Base Attempts Allowed, Season:** 42, Ryan Mitchell, Amarillo, 2011.

**Highest Stolen-Base Efficiency, Season (minimum 12 attempts):** .833, Osvaldo Rodriguez, Shreveport, 2010 (10 of 12 runners caught stealing).

**Lowest Stolen-Base Efficiency, Season (minimum 12 attempts):** .000, several.

### Miscellaneous

#### Attendance

**Highest, Team, Season:** 413,482, St. Paul, 2016.

**Highest, Team, Game:** 13,406, El Paso, July 4, 2011.

#### Extra-Inning Games

**Most Extra-Inning Wins, Team, Season:** 11, Gary, 2017.

**Fewest Extra-Inning Wins, Team, Season:** 0, Pensacola, 2006.

**Most Extra-Inning Losses, Team, Season:** 16, Fort Worth, 2007.

**Fewest Extra-Inning Losses, Team, Season:** 1, several.

**Most Extra-Inning Games, Team, Season:** 23, Ft. Worth, 2007 (7-16).

**Fewest Extra-Inning Games, Team, Season:** 2, Pensacola, 2006 (0-2).

**Highest Extra-Inning Winning Percentage, Season:** .875, Fort Worth, 2006 (7-1).

**Lowest Extra-Inning Winning Percentage, Season:** .000, Pensacola, 2006 (0-2).

#### Length of Game

**Most Innings:** 18 Innings, Winnipeg vs. Sioux Falls, July 10, 2018.

**Longest Nine-Inning Game Time:** 4:32, Sioux City vs. Sioux Falls, August 1, 2007.

**Longest Game Time (Extra Innings, Regular Season):** 5:33, Winnipeg vs. Sioux Falls, July 10, 2018 (18 innings).

**Longest Game Time (Extra Innings, Playoffs):** 5:59, Winnipeg vs. Wichita, September 18,

2017 (17 innings).

**Shortest Nine-Inning Game Time:** 1:31, Shreveport vs. Pensacola, August 30, 2009.

**Shortest Game (Fewer Than 9 Innings):** 1:15, Sioux Falls vs. Wichita, June 8, 2010 (5 innings).

#### Losses

**Most, Team, Season:** 75, Texas, 2018.

**Fewest, Team, Season:** 25, Sioux City, 2015.

**Most, Team, Season, Home Games:** 38, Texas, 2018.

**Fewest, Team, Season, Home Games:** 9, Sioux Falls, 2010.

**Most, Team, Season, Road Games:** 39, Shreveport, 2008 and Sioux Falls, 2014.

**Fewest, Team, Season, Road Games:** 11, Sioux City, 2018.

**Most, Team, Season, vs. One Opponent:** 20, Coastal Bend vs. El Paso, 2007.

#### Margin of Victory

**Widest Margin of Victory:** 22, El Paso (23) vs. Grand Prairie (1), July 14, 2009.

#### One-Run Games

**Most One-Run Wins, Season:** 24, St. Paul, 2019.

**Fewest One-Run Wins, Season:** 5, St. Paul, 2008 and El Paso, 2011.

**Most One-Run Losses, Season:** 23, Shreveport, 2008.

**Fewest One-Run Losses, Season:** 4, Ft. Worth, 2006.

**Most One-Run Games, Season:** 39, St. Paul, 2019 (24-15).

**Fewest One-Run Games, Season:** 16, Fargo-Moorhead, 2012 (10-6) and Wichita, 2018 (9-7).

**Highest One-Run Winning Percentage, Season:** .810, Ft. Worth, 2006 (17-4).

**Lowest One-Run Winning Percentage, Season:** .233, Shreveport, 2008 (7-23).

#### Shutouts

**Most Shutout Wins, Team, Season:** 13, Laredo, 2015 and Sioux City, 2015.

**Fewest Shutout Wins, Team, Season:** 0, Pensacola, 2007, St. Joe, 2007 and Sioux Falls, 2019.

**Most Shutout Losses, Team, Season:** 15, Grand Prairie, 2015.

**Fewest Shutout Losses, Team, Season:** 0, Laredo, 2014.

**Most Games With a Shutout, Team, Season:** 22, Laredo, 2015 (13-9).

**Fewest Games With a Shutout, Team, Season:** 3, Grand Prairie, 2010 (1-2).

**Highest Winning Percentage in Games With a Shutout, Team, Season:** 1.000, Laredo, 2014 (10-0).

**Lowest Winning Percentage in Games With a Shutout, Team, Season:** .000, Pensacola, 2007 (0-4), St. Joe, 2007 (0-2) and Sioux Falls, 2019 (0-6).

#### Streaks

**Wins:** 15, Pensacola, July 3-July 18, 2010.

**Losses:** 15, Grand Prairie, August 21-September 5, 2015.

**Home Wins:** 17, Grand Prairie, June 4-July 6, 2012.

**Road Wins:** 11, Sioux City, May 24-June 19, 2015.

**Home Losses:** 10, Sioux Falls, August 8-24, 2015.

**Road Losses:** 12, El Paso, June 17-July 11, 2013.

**Consecutive Games with Hit:** 34, Stephen Douglas, El Paso/Grand Prairie, 2011.

**Consecutive Games on Base:** 56, Stephen Douglas, El Paso/Grand Prairie, 2011.

#### Winning Percentage

**Highest, Team, Season:** .750, Sioux City, 2015 (75-25).

**Lowest, Team, Season:** .250, Texas, 2018 (25-75).

**Highest, Team, Season, Home Games:** .813, Sioux Falls, 2010 (39-9).

**Lowest, Team, Season, Home Games:** .255, Texas, 2018 (13-38).

**Highest, Team, Season, Road Games:** .780, Sioux City, 2018 (39-11).

**Lowest, Team, Season, Road Games:** .188, Shreveport, 2008 (9-39).

#### Wins

**Most, Team, Season:** 75, Sioux City, 2015.

**Fewest, Team, Season:** 25, Texas, 2018.

**Most, Team, Season, Home Games:** 44, Wichita, 2017.

**Fewest, Team, Season, Home Games:** 13, Texas, 2018.

**Most, Team, Season, Road Games:** 39, Sioux City, 2018.

**Fewest, Team, Season, Road Games:** 9, Shreveport, 2008.

**Most, Team, Season, vs. One Opponent:** 20, El Paso vs. Coastal Bend, 2007.

## AMERICAN ASSOCIATION CAREER RECORDS

### Hits

1	<b>Reggie Abercrombie</b>	Sioux Falls (2010-13), Winnipeg (2014-19)	966
2	<b>David Espinosa</b>	Grand Prairie (2008-11), Lincoln (2012-13), Kansas City (2014), Wichita (2014-15), St. Paul (2015)	801
3	<b>Maikol Gonzalez</b>	El Paso (2011-13), Lincoln (2014), Joplin (2015), Winnipeg (2016), Cleburne (2017), Fargo-Moorhead (2018)	780
4	<b>Josh Mazzola</b>	Winnipeg (2012-15, 2018), Fargo-Moorhead (2016-17), Lincoln (2019)	755
5	<b>John Allen</b>	Fort Worth (2007-11), Laredo (2012-13)	734
6	<b>Curt Smith</b>	Lincoln (2011, 2013, 2015-19)	701

### Runs

1	<b>Reggie Abercrombie</b>	Sioux Falls (2010-13), Winnipeg (2014-19)	563
2	<b>David Espinosa</b>	Grand Prairie (2008-11), Lincoln (2012-13), Kansas City (2014), Wichita (2014-15), St. Paul (2015)	529
3	<b>Maikol Gonzalez</b>	El Paso (2011-13), Lincoln (2014), Joplin (2015), Winnipeg (2016), Cleburne (2017), Fargo-Moorhead (2018)	470
4	<b>Josh Mazzola</b>	Winnipeg (2012-15, 2018), Fargo-Moorhead (2016-17), Lincoln (2019)	459
5	<b>Michael Lang</b>	Sioux City (2012, 2014-19), St. Paul (2019)	458
6	<b>Zach Penprase</b>	Fargo-Moorhead (2011-15)	380

### Doubles

1	<b>John Allen</b>	Fort Worth (2007-11), Laredo (2012-13)	164
2	<b>Josh Mazzola</b>	Winnipeg (2012-15, 2018), Fargo-Moorhead (2016-17), Lincoln (2019)	155
3	<b>Andres Rodriguez</b>	Shreveport (2009-11), Grand Prairie (2012-14), Amarillo (2014)	148
4	<b>Reggie Abercrombie</b>	Sioux Falls (2010-13), Winnipeg (2014-19)	145
5	<b>Jorge Alvarez</b>	El Paso (2006-09), Shreveport (2009-10), Grand Prairie (2012)	134
6	<b>Brent Clevlen</b>	Wichita (2011, 2013-17)	132

### Triples

1	<b>David Espinosa</b>	Grand Prairie (2008-11), Lincoln (2012-13), Kansas City (2014), Wichita (2014-15), St. Paul (2015)	46
2	<b>Mike Massaro</b>	Gary SouthShore (2011-13)	45
3	<b>Michael Lang</b>	Sioux City (2012, 2014-19), St. Paul (2019)	36
4	<b>Keanon Simon</b>	Kansas City (2011), Grand Prairie (2012-13)	29
5	<b>Mike Conroy</b>	Grand Prairie (2008-09), Wichita (2011-12)	28
6	<b>Maikol Gonzalez</b>	El Paso (2011-13), Lincoln (2014), Joplin (2015), Winnipeg (2016), Cleburne (2017), Fargo-Moorhead (2018)	26
	<b>Nick Van Stratten</b>	Sioux Falls (2013), Laredo (2014), Wichita (2015-16), Cleburne (2017)	26

### Home Runs

1	<b>Reggie Abercrombie</b>	Sioux Falls (2010-13), Winnipeg (2014-19)	146
2	<b>Josh Mazzola</b>	Winnipeg (2012-15, 2018), Fargo-Moorhead (2016-17), Lincoln (2019)	130
3	<b>John Allen</b>	Fort Worth (2007-11), Laredo (2012-13)	87
4	<b>Curt Smith</b>	Lincoln (2011, 2013, 2015-19)	86
5	<b>Ray Sadler</b>	Kansas City (2011-14), Winnipeg (2013-14)	77
6	<b>Brandon Sing</b>	Pensacola (2008), Sioux Falls (2010-11)	73

Runs Batted In			
1	<b>Reggie Abercrombie</b>	<b>Sioux Falls</b> (2010-13), <b>Winnipeg</b> (2014-19)	606
2	<b>Josh Mazzola</b>	<b>Winnipeg</b> (2012-15, 2018), <b>Fargo-Moorhead</b> (2016-17), <b>Lincoln</b> (2019)	503
3	<b>John Allen</b>	<b>Fort Worth</b> (2007-11), <b>Laredo</b> (2012-13)	445
4	<b>Andres Rodriguez</b>	<b>Shreveport</b> (2009-11), <b>Grand Prairie</b> (2012-14), <b>Amarillo</b> (2014)	391
5	<b>Curt Smith</b>	<b>Lincoln</b> (2011, 2013, 2015-19)	390
6	<b>David Espinosa</b>	<b>Grand Prairie</b> (2008-11), <b>Lincoln</b> (2012-13), <b>Kansas City</b> (2014), <b>Wichita</b> (2014-15), <b>St. Paul</b> (2015)	346

Stolen Bases			
1	<b>Maikol Gonzalez</b>	<b>El Paso</b> (2011-13), <b>Lincoln</b> (2014), <b>Joplin</b> (2015), <b>Winnipeg</b> (2016), <b>Cleburne</b> (2017), <b>Fargo-Moorhead</b> (2018)	230
2	<b>Brian Fryer</b>	<b>Coastal Bend</b> (2006-07), <b>Fort Worth</b> (2007-11)	212
3	<b>Reggie Abercrombie</b>	<b>Sioux Falls</b> (2010-13), <b>Winnipeg</b> (2014-19)	174
4	<b>Zach Penprase</b>	<b>Fargo-Moorhead</b> (2011-15)	169
5	<b>Michael Lang</b>	<b>Sioux City</b> (2012, 2014-19), <b>St. Paul</b> (2019)	151
6	<b>Tim Colwell</b>	<b>Sioux City</b> (2014-16), <b>St. Paul</b> (2017), <b>Fargo</b> (2018-19)	142

Wins			
1	<b>Ben Moore</b>	<b>Sioux Falls</b> (2008-11, 2013-14)	55
2	<b>Tim Brown</b>	<b>Lincoln</b> (2009-11), <b>Grand Prairie</b> (2011), <b>Wichita</b> (2014-17)	54
3	<b>Kevin McGovern</b>	<b>Lincoln</b> (2014-15), <b>Winnipeg</b> (2016-20), <b>Fargo</b> (2020)	48
4	<b>Tyler Herron</b>	<b>Fargo-Moorhead</b> (2012, 2015-17), <b>Lincoln</b> (2018), <b>Winnipeg</b> (2018), <b>Sioux Falls</b> (2019-20)	46
5	<b>Kyle Ruwe</b>	<b>Lincoln</b> (2006-07), <b>Sioux Falls</b> (2011, 2013-14), <b>St. Paul</b> (2012)	45
	<b>Richard Salazar</b>	<b>Wichita</b> (2008-09), <b>Shreveport</b> (2009-11), <b>Sioux City</b> (2011-13)	45

Losses			
1	<b>Jason Jarvis</b>	<b>Lincoln</b> (2008), <b>Sioux City</b> (2011-13), <b>Winnipeg</b> (2013-14), <b>Grand Prairie</b> (2014-15)	42
	<b>Ben Moore</b>	<b>Sioux Falls</b> (2008-11, 2013-14)	42
3	<b>Kevin McGovern</b>	<b>Lincoln</b> (2014-15), <b>Winnipeg</b> (2016-20), <b>Fargo</b> (2020)	38
4	<b>Derek Blacksher</b>	<b>Wichita</b> (2009, 2011-12), <b>Grand Prairie</b> (2013), <b>Amarillo</b> (2014)	33
	<b>Ty Marotz</b>	<b>Sioux City</b> (2006-12)	33
6	<b>Joe Bircher</b>	<b>Sioux Falls</b> (2014-18), <b>Lincoln</b> (2018)	31
	<b>Joel Kirsten</b>	<b>Fort Worth</b> (2006-11), <b>Shreveport</b> (2011)	31
	<b>Kyle Ruwe</b>	<b>Lincoln</b> (2006-07), <b>Sioux Falls</b> (2011, 2013-14), <b>St. Paul</b> (2012)	31

Saves			
1	<b>Victor Capellan</b>	<b>Laredo</b> (2014), <b>Joplin</b> (2015-16), <b>Winnipeg</b> (2016-20)	76
2	<b>Kris Regas</b>	<b>Sioux Falls</b> (2007-09, 2016), <b>Kansas City</b> (2014-15)	70
3	<b>Chris Thompson</b>	<b>Pensacola</b> (2007), <b>El Paso</b> (2008-09), <b>Lincoln</b> (2009-10)	65
4	<b>Josh Dew</b>	<b>Wichita</b> (2011-13)	56
5	<b>Marshall Schuler</b>	<b>Gary SouthShore</b> (2012), <b>Grand Prairie</b> (2013), <b>El Paso</b> (2013), <b>Lincoln</b> (2014-15)	54
6	<b>Winston Abreu</b>	<b>Joplin</b> (2015-16), <b>Winnipeg</b> (2016), <b>Cleburne</b> (2017)	53
	<b>Justin Dowdy</b>	<b>Shreveport</b> (2009), <b>Wichita</b> (2009-10), <b>Grand Prairie</b> (2012-13)	53

Games Pitched			
1	<b>Victor Capellan</b>	<b>Laredo</b> (2014), <b>Joplin</b> (2015-16), <b>Winnipeg</b> (2016-20)	269
2	<b>Dustin Cameron</b>	<b>El Paso</b> (2006-07), <b>Pensacola</b> (2008), <b>Fort Worth</b> (2009-10), <b>Wichita</b> (2010), <b>Grand Prairie</b> (2011, 2014)	220
3	<b>Mark Haynes</b>	<b>Shreveport</b> (2010-11), <b>Laredo</b> (2012-15), <b>Amarillo</b> (2015), <b>Kansas City</b> (2016), <b>Wichita</b> (2018)	209
4	<b>Kris Regas</b>	<b>Sioux Falls</b> (2007-09, 2016), <b>Kansas City</b> (2014-15)	201
5	<b>Chad Povich</b>	<b>Sioux City</b> (2010), <b>Amarillo</b> (2011-12), <b>Laredo</b> (2013-15)	200
6	<b>Cameron McVey</b>	<b>Sioux Falls</b> (2015), <b>Winnipeg</b> (2016, 2018-19), <b>Lincoln</b> (2017, 2019)	193

Innings Pitched			
1	<b>Ben Moore</b>	<b>Sioux Falls</b> (2008-11, 2013-14)	797.1
2	<b>Kevin McGovern</b>	<b>Lincoln</b> (2014-15), <b>Winnipeg</b> (2016-20), <b>Fargo</b> (2020)	762.0
3	<b>Tim Brown</b>	<b>Lincoln</b> (2009-11), <b>Grand Prairie</b> (2011), <b>Wichita</b> (2014-17)	718.0
4	<b>Joel Kirsten</b>	<b>Fort Worth</b> (2006-11), <b>Shreveport</b> (2011)	686.2
5	<b>Richard Salazar</b>	<b>Wichita</b> (2008-09), <b>Shreveport</b> (2009-11), <b>Sioux City</b> (2011-13)	658.1
6	<b>Kyle Ruwe</b>	<b>Lincoln</b> (2006-07), <b>Sioux Falls</b> (2011, 2013-14), <b>St. Paul</b> (2012)	654.2

Walks			
1	<b>Kevin McGovern</b>	<b>Lincoln</b> (2014-15), <b>Winnipeg</b> (2016-20), <b>Fargo</b> (2020)	253
2	<b>Robert Coe</b>	<b>St. Paul</b> (2011-12, 2014-16)	232
3	<b>Anthony Capra</b>	<b>Wichita</b> (2012-16)	211
4	<b>Richard Salazar</b>	<b>Wichita</b> (2008-09), <b>Shreveport</b> (2009-11), <b>Sioux City</b> (2011-13)	203
5	<b>Ty Marotz</b>	<b>Sioux City</b> (2006-12)	196
6	<b>Jake Laber</b>	<b>Fargo-Moorhead</b> (2011-14)	190
	<b>Joel Kirsten</b>	<b>Fort Worth</b> (2006-11), <b>Shreveport</b> (2011)	190

Strikeouts			
1	<b>Ben Moore</b>	<b>Sioux Falls</b> (2008-11, 2013-14)	701
2	<b>Kevin McGovern</b>	<b>Lincoln</b> (2014-15), <b>Winnipeg</b> (2016-20), <b>Fargo</b> (2020)	677
3	<b>Tyler Herron</b>	<b>Fargo-Moorhead</b> (2012, 2015-17), <b>Lincoln</b> (2018), <b>Winnipeg</b> (2018), <b>Sioux Falls</b> (2019-20)	542
4	<b>Richard Salazar</b>	<b>Wichita</b> (2008-09), <b>Shreveport</b> (2009-11), <b>Sioux City</b> (2011-13)	460
5	<b>Joel Kirsten</b>	<b>Fort Worth</b> (2006-11), <b>Shreveport</b> (2011)	438
6	<b>Tyler Alexander</b>	<b>Fargo-Moorhead</b> (2015-17)	434

## AMERICAN ASSOCIATION SINGLE-SEASON RECORDS

## Batting Average

1	<b>Blake Gailen</b>	2011	Lincoln	<b>.406</b>
2	<b>Beau Torbert</b>	2010	Sioux Falls	<b>.394</b>
3	<b>Chris Garcia</b>	2010	Shreveport	<b>.383</b>
4	<b>Greg Porter</b>	2010	Grand Prairie	<b>.379</b>
5	<b>Stephen Douglas</b>	2011	El Paso, Grand Prairie	<b>.3782</b>
6	<b>Pichi Balet</b>	2006	Lincoln	<b>.3778</b>

## Runs Scored

1	<b>Fehlandt Lentini</b>	2011	Amarillo, Winnipeg	<b>98</b>
2	<b>Zach Penprase</b>	2012	Fargo-Moorhead	<b>95</b>
	<b>Ryan Patterson</b>	2011	Wichita, Fort Worth, St. Paul	<b>95</b>
4	<b>Jake Kahaulelio</b>	2013	Wichita	<b>91</b>
5	<b>Reggie Abercrombie</b>	2010	Sioux Falls	<b>89</b>
6	<b>Christian Stringer</b>	2017	Wichita	<b>88</b>
	<b>Andrew Sohn</b>	2017	Winnipeg	<b>88</b>
	<b>Daniel Pulfer</b>	2014	Gary SouthShore	<b>88</b>
	<b>Grant Richardson</b>	2008	Sioux Falls	<b>88</b>

## Hits

1	<b>Stephen Douglas</b>	2011	El Paso, Grand Prairie	<b>160</b>
2	<b>Beau Torbert</b>	2010	Sioux Falls	<b>155</b>
3	<b>Drew Martinez</b>	2014	Gary SouthShore	<b>153</b>
4	<b>Tyler Kuhn</b>	2014	Winnipeg	<b>148</b>
	<b>Jorge Alvarez</b>	2007	El Paso	<b>148</b>
6	<b>Nick Van Stratten</b>	2014	Laredo	<b>145</b>

## Doubles

1	<b>Jorge Alvarez</b>	2007	El Paso	<b>43</b>
2	<b>C.J. Retherford</b>	2014	Fargo-Moorhead	<b>40</b>
3	<b>Cory Patton</b>	2013	Amarillo	<b>38</b>
	<b>Lee Cruz</b>	2011	Amarillo	<b>38</b>
	<b>Stephen Douglas</b>	2011	El Paso, Grand Prairie	<b>38</b>
	<b>Fehlandt Lentini</b>	2011	Amarillo, Winnipeg	<b>38</b>
	<b>Jason Cooper</b>	2010	St. Paul	<b>38</b>
	<b>Beau Torbert</b>	2010	Sioux Falls	<b>38</b>

## Triples

1	<b>Mike Massaro</b>	2013	Gary SouthShore	<b>17</b>
2	<b>Mike Massaro</b>	2011	Gary SouthShore	<b>16</b>
	<b>Keanon Simon</b>	2011	Kansas City	<b>16</b>
4	<b>David Espinosa</b>	2014	Kansas City, Wichita	<b>15</b>
5	<b>Nick Van Stratten</b>	2013	Sioux Falls	<b>14</b>
6	<b>Jake Whitesides</b>	2006	St. Joe	<b>13</b>

## Home Runs

1	<b>Keon Barnum</b>	2019	Chicago	<b>31</b>
2	<b>C.J. Ziegler</b>	2013	Wichita	<b>30</b>
3	<b>Jabari Henry</b>	2017	Sioux Falls	<b>29</b>
	<b>Tim Pahuta</b>	2013	Sioux Falls	<b>29</b>
5	<b>Ian Gac</b>	2014	Lincoln	<b>27</b>
	<b>Brandon Sing</b>	2010	Sioux Falls	<b>27</b>

## Runs Batted In

1	<b>Cesar Nicolas</b>	2009	Grand Prairie	<b>103</b>
2	<b>Ray Sadler</b>	2011	Kansas City	<b>100</b>
	<b>Beau Torbert</b>	2010	Sioux Falls	<b>100</b>
4	<b>C.J. Ziegler</b>	2013	Wichita	<b>99</b>
5	<b>Lee Cruz</b>	2011	Amarillo	<b>94</b>
6	<b>Chase Simpson</b>	2019	Cleburne	<b>93</b>

## Stolen Bases

1	<b>Alvaro Rondon</b>	2017	Texas	<b>60</b>
2	<b>Jovanny Rosario</b>	2010	Shreveport	<b>57</b>
3	<b>Brian Fryer</b>	2008	Fort Worth	<b>50</b>
4	<b>Maikol Gonzalez</b>	2013	Lincoln	<b>47</b>
	<b>Zach Penprase</b>	2012	Fargo-Moorhead	<b>47</b>
6	<b>Maikol Gonzalez</b>	2015	Joplin	<b>46</b>

## Earned-Run Average

1	<b>Kyle Middleton</b>	2009	Pensacola	<b>1.75</b>
2	<b>Ryan Zimmerman</b>	2015	Sioux City	<b>1.80</b>
3	<b>Bennett Parry</b>	2017	Lincoln	<b>1.93</b>
4	<b>Greg Holle</b>	2015	Laredo	<b>2.00</b>
5	<b>Tyler Alexander</b>	2017	Fargo-Moorhead	<b>2.07</b>
6	<b>Patrick Johnson</b>	2015	Sioux City	<b>2.08</b>

## Wins

1	<b>Patrick Johnson</b>	2015	Sioux City	<b>15</b>
	<b>Kramer Sneed</b>	2015	St. Paul	<b>15</b>
	<b>Josh Lowey</b>	2012	Wichita	<b>15</b>
4	<b>Dustin Crenshaw</b>	2015	St. Paul	<b>14</b>
	<b>Ryan Zimmerman</b>	2015	Sioux City	<b>14</b>
	<b>Josh Rainwater</b>	2011	Grand Prairie	<b>14</b>
	<b>Pedro Flores</b>	2008	Fort Worth	<b>14</b>
	<b>Cory Walters</b>	2006	Fort Worth	<b>14</b>

## Losses

1	<b>Zech Lemond</b>	2019	Texas	<b>13</b>
	<b>Jeremy Strawn</b>	2015	Kansas City, Sioux Falls	<b>13</b>
3	9 tied with			<b>12</b>

## Saves

1	<b>Marshall Schuler</b>	2014	Lincoln	<b>34</b>
2	<b>Chris Thompson</b>	2009	El Paso, Lincoln	<b>30</b>
	<b>Kris Regas</b>	2008	Sioux Falls	<b>30</b>
4	<b>Tom Boleska</b>	2012	Fargo-Moorhead	<b>29</b>
5	<b>Geoff Broussard</b>	2019	Fargo-Moorhead	<b>28</b>
6	<b>Victor Capellan</b>	2019	Winnipeg	<b>27</b>
	<b>Daniel Tillman</b>	2018	Wichita	<b>27</b>
	<b>Josh Dew</b>	2013	Wichita	<b>27</b>
	<b>R.J. Rodriguez</b>	2013	Lincoln	<b>27</b>



<b>Games Pitched</b>				
1	<b>Jack Charleston</b>	2018	Winnipeg	<b>60</b>
2	<b>Brendan Lafferty</b>	2015	Winnipeg	<b>58</b>
3	<b>Jared Simon</b>	2012	Wichita	<b>57</b>
	<b>Nick Walters</b>	2012	Sioux City	<b>57</b>
5	<b>Brendan Lafferty</b>	2014	Winnipeg	<b>55</b>
	<b>Ronnie Morales</b>	2012	Grand Prairie	<b>55</b>

<b>Games Started</b>				
1	<b>Alex Gunn</b>	2017	Gary SouthShore	<b>25</b>
	<b>Charle Rosario</b>	2017	Gary SouthShore/Winnipeg	<b>25</b>
3	<b>Trevor Lubking</b>	2019	Gary SouthShore	<b>24</b>
	<b>Charle Rosario</b>	2016	Gary SouthShore	<b>24</b>
	<b>Adam Champion</b>	2013	Sioux Falls	<b>24</b>
5	Eight tied with			<b>23</b>

<b>Innings Pitched</b>				
1	<b>Mark Hamburger</b>	2017	St. Paul	<b>172.0</b>
2	<b>Charle Rosario</b>	2017	Gary SouthShore/Winnipeg	<b>158.2</b>
	<b>Mark Hamburger</b>	2016	St. Paul	<b>158.2</b>
4	<b>Charle Rosario</b>	2016	Gary SouthShore	<b>155.1</b>
	<b>Ben Moore</b>	2013	Sioux Falls	<b>155.1</b>
	<b>Kyle Ruwe</b>	2013	Sioux Falls	<b>155.1</b>

<b>Walks</b>				
1	<b>Shaun Ellis</b>	2010	El Paso	<b>82</b>
	<b>Trevor Fox</b>	2009	Sioux City	<b>82</b>
3	<b>Tyler Pearson</b>	2015	Amarillo, Sioux Falls	<b>76</b>
4	<b>Tyler Pearson</b>	2014	Laredo	<b>72</b>
	<b>Junior Guerra</b>	2011	Wichita	<b>72</b>
6	<b>Osvaldo Rodriguez</b>	2011	Shreveport	<b>71</b>

<b>Strikeouts</b>				
1	<b>Tyler Alexander</b>	2017	Fargo-Moorhead	<b>167</b>
2	<b>Brandon Mann</b>	2015	Fargo-Moorhead	<b>157</b>
3	<b>Tyler Alexander</b>	2016	Fargo-Moorhead	<b>156</b>
4	<b>Ben Moore</b>	2011	Sioux Falls	<b>144</b>
5	<b>Tommy Collier</b>	2018	Kansas City	<b>140</b>
6	<b>Austin Wright</b>	2019	Chicago	<b>135</b>

**Master League Schedule**

All times Central.

**Tuesday, May 18**

Chicago at Kane County.....6:30  
 Lincoln at Kansas City.....7:05  
 Houston at Sioux City.....7:05  
 Winnipeg at Sioux Falls.....7:05  
 Fargo at Cleburne.....7:06  
 Milwaukee at Gary.....7:10

**Wednesday, May 19**

Milwaukee at Gary.....11:10a  
 Chicago at Kane County.....6:30  
 Lincoln at Kansas City.....7:00  
 Houston at Sioux City.....7:05  
 Winnipeg at Sioux Falls.....7:05  
 Fargo at Cleburne.....7:06

**Thursday, May 20**

Milwaukee at Gary.....11:10a  
 Chicago at Kane County.....6:30  
 Lincoln at Kansas City.....7:00  
 Houston at Sioux City.....7:05  
 Winnipeg at Sioux Falls.....7:05  
 Fargo at Cleburne.....7:06

**Friday, May 21**

Fargo at Kansas City.....7:00  
 Chicago at Winnipeg.....7:00  
 Milwaukee at Sioux City.....7:05  
 Kane Cnty at Sioux Falls.....7:05  
 Lincoln at Cleburne.....7:06  
 Houston at Gary.....7:10

**Saturday, May 22**

Houston at Gary.....4:10  
 Chicago at Winnipeg.....6:00  
 Milwaukee at Sioux City.....6:05  
 Kane Cnty at Sioux Falls.....6:05  
 Fargo at Kansas City.....7:00  
 Lincoln at Cleburne.....7:06

**Sunday, May 23**

Fargo at Kansas City.....1:00  
 Chicago at Winnipeg.....1:00  
 Kane Cnty at Sioux Falls.....2:05  
 Houston at Gary.....2:10  
 Milwaukee at Sioux City.....4:05  
 Lincoln at Cleburne.....6:00

**Monday, May 24**

Kane County at Gary.....7:10

**Tuesday, May 25**

Winnipeg at Milwaukee.....6:35  
 Chicago at Fargo.....7:02  
 Cleburne at Lincoln.....7:05  
 Kansas City at Sioux City.....7:05  
 Houston at Sioux Falls.....7:05  
 Kane County at Gary.....7:10

**Wednesday, May 26**

Winnipeg at Milwaukee.....6:35  
 Chicago at Fargo.....7:02  
 Cleburne at Lincoln.....7:05  
 Kansas City at Sioux City.....7:05  
 Houston at Sioux Falls.....7:05  
 Kane County at Gary.....7:10

**Thursday, May 27**

Kane County at Gary.....12:10  
 Winnipeg at Milwaukee.....6:35  
 Chicago at Fargo.....7:02  
 Cleburne at Lincoln.....7:05  
 Kansas City at Sioux City.....7:05  
 Houston at Sioux Falls.....7:05

**Friday, May 28**

Winnipeg at Kane County.....6:30  
 Gary at Milwaukee.....6:35  
 Cleburne at Kansas City.....7:00  
 Houston at Fargo.....7:02  
 Sioux City at Chicago.....7:05  
 Sioux Falls at Lincoln.....7:05

**Saturday, May 29**

Houston at Fargo.....6:00  
 Gary at Milwaukee.....6:00  
 Winnipeg at Kane County.....6:30  
 Cleburne at Kansas City.....7:00  
 Sioux City at Chicago.....7:05  
 Sioux Falls at Lincoln.....7:05

**Sunday, May 30**

Houston at Fargo.....1:00  
 Cleburne at Kansas City.....1:00  
 Gary at Milwaukee.....1:00  
 Sioux City at Chicago.....3:05  
 Winnipeg at Kane County.....6:30  
 Sioux Falls at Lincoln.....7:05

**Monday, May 31**

Sioux Falls at Kansas City.....1:00  
 Winnipeg at Chicago.....1:05  
 Fargo at Gary (DH).....4:10  
 Sioux City at Milwaukee.....6:35

**Tuesday, June 1**

Lincoln at Kane County.....6:30  
 Sioux City at Milwaukee.....6:35  
 S. Falls at Kansas City.....7:05  
 Houston at Cleburne.....7:06

**Wednesday, June 2**

Winnipeg at Chicago (DH).....4:05  
 Lincoln at Kane County.....6:30  
 Sioux City at Milwaukee.....6:35  
 Sioux Falls at Kansas City.....7:00  
 Houston at Cleburne.....7:06  
 Fargo at Gary.....7:10

**Thursday, June 3**

Gary at Chicago.....6:05  
 Lincoln at Kane County.....6:30  
 Houston at Cleburne.....7:06

**Friday, June 4**

Fargo at Kane County.....6:30  
 Milwaukee at Winnipeg.....7:00  
 Gary at Chicago.....7:05  
 Lincoln at Sioux City.....7:05  
 Houston at Sioux Falls.....7:05  
 Kansas City at Cleburne.....7:06

**Saturday, June 5**

Milwaukee at Winnipeg.....6:00  
 Lincoln at Sioux City.....6:05  
 Houston at Sioux Falls.....6:05  
 Fargo at Kane County.....6:30  
 Gary at Chicago.....7:05  
 Kansas City at Cleburne.....7:06

**Sunday, June 6**

Fargo at Kane County.....1:00  
 Milwaukee at Winnipeg.....1:00  
 Houston at Sioux Falls.....2:05  
 Gary at Chicago.....3:05  
 Lincoln at Sioux City.....4:05  
 Kansas City at Cleburne.....6:00

**Monday, June 7**

Milwaukee at Fargo.....7:02  
 Chicago at Sioux City.....7:05

**Tuesday, June 8**

Kane County at Winnipeg.....7:00  
 Milwaukee at Fargo.....7:02  
 Houston at Lincoln.....7:05  
 Chicago at Sioux City.....7:05  
 Cleburne at Sioux Falls.....7:05  
 Kansas City at Gary.....7:10

**Wednesday, June 9**

Kane County at Winnipeg.....7:00  
 Milwaukee at Fargo.....7:02  
 Houston at Lincoln.....7:05  
 Chicago at Sioux City.....7:05  
 Cleburne at Sioux Falls.....7:05  
 Kansas City at Gary.....7:10

**Thursday, June 10**

Milwaukee at Fargo.....12:30  
 Kane County at Winnipeg.....7:00  
 Houston at Lincoln.....7:05  
 Chicago at Sioux City.....7:05  
 Cleburne at Sioux Falls.....7:05  
 Kansas City at Gary.....7:10

**Friday, June 11**

Chicago at Milwaukee .....6:35  
Houston at Kansas City.....7:00  
Sioux Falls at Winnipeg.....7:00  
Cleburne at Fargo.....7:02  
Kane County at Lincoln.....7:05  
Sioux City at Gary.....7:10

**Saturday, June 12**

Sioux City at Gary.....4:10  
Cleburne at Fargo.....6:00  
Chicago at Milwaukee .....6:00  
Sioux Falls at Winnipeg.....6:00  
Houston at Kansas City.....7:00  
Kane County at Lincoln.....7:05

**Sunday, June 13**

Cleburne at Fargo.....1:00  
Houston at Kansas City.....1:00  
Chicago at Milwaukee .....1:00  
Sioux Falls at Winnipeg.....1:00  
Kane County at Lincoln.....1:35  
Sioux City at Gary.....2:10

**Monday, June 14**

Sioux City at Kane County..6:30

**Tuesday, June 15**

Sioux City at Kane County..6:30  
Gary at Kansas City .....7:00  
Fargo at Chicago.....7:05  
Houston at Lincoln.....7:05  
Milwaukee at Sioux Falls.....7:05  
Winnipeg at Cleburne .....7:06

**Wednesday, June 16**

Houston at Lincoln..... 12:05  
Milwaukee at Sioux Falls.. 12:05  
Gary at Kansas City .....1:00  
Sioux City at Kane County..6:30  
Fargo at Chicago.....7:05  
Winnipeg at Cleburne .....7:06

**Thursday, June 17**

Fargo at Chicago.....6:05  
Sioux City at Kane County..6:30  
Gary at Kansas City .....7:00  
Houston at Lincoln.....7:05  
Milwaukee at Sioux Falls.....7:05  
Winnipeg at Cleburne .....7:06

**Friday, June 18**

Kane Cnty at Milwaukee.....6:35  
Winnipeg at Kansas City...7:00  
Sioux Falls at Fargo .....7:02  
Gary at Chicago.....7:05  
Lincoln at Sioux City.....7:05  
Houston at Cleburne.....7:06

**Saturday, June 19**

Sioux Falls at Fargo .....6:00  
Kane Cnty at Milwaukee.....6:00  
Lincoln at Sioux City .....6:05  
Winnipeg at Kansas City...7:00  
Gary at Chicago.....7:05  
Houston at Cleburne.....7:06

**Sunday, June 20**

Sioux Falls at Fargo .....1:00  
Kane Cnty at Milwaukee.....1:00  
Winnipeg at Kansas City...3:00  
Gary at Chicago.....3:05  
Lincoln at Sioux City .....4:05  
Houston at Cleburne.....6:00

**Monday, June 21**

Kansas City at Milwaukee...6:35  
Chicago at Fargo.....7:02  
Kane County at Gary.....7:10

**Tuesday, June 22**

Kansas City at Milwaukee...6:35  
Cleburne at Winnipeg .....7:00  
Chicago at Fargo.....7:02  
Sioux City at Lincoln.....7:05  
Houston at Sioux Falls.....7:05  
Kane County at Gary.....7:10

**Wednesday, June 23**

Kane County at Gary..... 12:10  
Kansas City at Milwaukee...6:35  
Cleburne at Winnipeg .....7:00  
Chicago at Fargo.....7:02  
Sioux City at Lincoln.....7:05  
Houston at Sioux Falls .....7:05

**Thursday, June 24**

Kane County at Chicago.....6:05  
Kansas City at Milwaukee...6:35  
Cleburne at Winnipeg .....7:00  
Sioux City at Lincoln.....7:05  
Houston at Sioux Falls .....7:05

**Friday, June 25**

Fargo at Milwaukee.....6:35  
Houston at Winnipeg.....7:00  
Kane County at Chicago.....7:05  
Kansas City at Lincoln.....7:05  
Cleburne at Sioux City.....7:05  
Gary at Sioux Falls .....7:05

**Saturday, June 26**

Fargo at Milwaukee.....6:00  
Houston at Winnipeg.....6:00  
Cleburne at Sioux City.....6:05  
Gary at Sioux Falls .....6:05  
Kane County at Chicago.....7:05  
Kansas City at Lincoln.....7:05

**Sunday, June 27**

Fargo at Milwaukee.....1:00  
Houston at Winnipeg .....1:00  
Kansas City at Lincoln.....1:35  
Gary at Sioux Falls.....2:05  
Kane County at Chicago.....3:05  
Cleburne at Sioux City .....4:05

**Monday, June 28**

Winnipeg at Fargo.....7:02

**Tuesday, June 29**

Gary at Kane County .....6:30  
S. Falls at Kansas City.....11:00a  
Winnipeg at Fargo.....7:02  
Milwaukee at Chicago .....7:05  
Houston at Sioux City.....7:05  
Lincoln at Cleburne.....7:06

**Wednesday, June 30**

Milwaukee at Chicago ...11:35a  
Gary at Kane County.....6:30  
Sioux Falls at Kansas City...7:00  
Winnipeg at Fargo.....7:02  
Houston at Sioux City.....7:05  
Lincoln at Cleburne .....7:06

**Thursday, July 1**

Winnipeg at Fargo.....12:30  
Milwaukee at Chicago .....6:05  
Gary at Kane County.....6:30  
Sioux Falls at Kansas City...7:00  
Houston at Sioux City.....7:05  
Lincoln at Cleburne .....7:06

**Friday, July 2**

Houston at Chicago.....6:05  
Lincoln at Kansas City.....7:00  
Milwaukee at Fargo.....7:02  
Kane Cnty at Sioux City.....7:05  
Sioux Falls at Cleburne.....7:06  
Winnipeg at Gary.....7:10

**Saturday, July 3**

Milwaukee at Fargo.....6:00  
Winnipeg at Gary.....6:10  
Lincoln at Kansas City.....7:00  
Houston at Chicago.....7:05  
Kane Cnty at Sioux City.....7:05  
Sioux Falls at Cleburne.....7:06

**Sunday, July 4**

Milwaukee at Fargo.....1:00  
Lincoln at Kansas City.....3:00  
Sioux Falls at Cleburne.....6:00  
Winnipeg at Gary.....6:10  
Houston at Chicago.....7:05  
Kane Cnty at Sioux City.....7:05

**Monday, July 5**

Chicago at Gary.....7:10

**Tuesday, July 6**

Houston at Kane County...6:30  
Cleburne at Milwaukee .....6:35  
Fargo at Winnipeg.....7:00  
Sioux City at Lincoln.....7:05  
Kansas City at Sioux Falls...7:05  
Chicago at Gary.....7:10

**Wednesday, July 7**

Houston at Kane Cnty ...11:00a  
Cleburne at Milwaukee .....6:35  
Fargo at Winnipeg.....7:00  
Sioux City at Lincoln.....7:05  
Kansas City at Sioux Falls...7:05  
Chicago at Gary.....7:10

**Thursday, July 8**

Houston at Kane County...6:30  
Cleburne at Milwaukee .....6:35  
Fargo at Winnipeg.....7:00  
Sioux City at Lincoln.....7:05  
Kansas City at Sioux Falls...7:05

**Friday, July 9**

Cleburne at Kane County...6:30  
Houston at Milwaukee.....6:35  
Sioux City at Kansas City..7:00  
Gary at Winnipeg.....7:00  
Fargo at Lincoln .....7:05  
Chicago at Sioux Falls.....7:05

**Saturday, July 10**

Houston at Milwaukee.....6:00  
Gary at Winnipeg.....6:00  
Chicago at Sioux Falls.....6:05  
Cleburne at Kane County...6:30  
Sioux City at Kansas City..7:00  
Fargo at Lincoln .....7:05

**Sunday, July 11**

Cleburne at Kane County..1:00  
Sioux City at Kansas City..1:00  
Houston at Milwaukee.....1:00  
Gary at Winnipeg.....1:00  
Fargo at Lincoln .....1:35  
Chicago at Sioux Falls.....2:05

**Monday, July 12**

Lincoln at Winnipeg .....7:00  
Sioux Falls at Sioux City.....7:05

**Tuesday, July 13**

Houston at Kansas City....7:00  
Lincoln at Winnipeg .....7:00  
Gary at Fargo.....7:02  
Milwaukee at Chicago .....7:05  
Sioux Falls at Sioux City....7:05  
Kane County at Cleburne...7:06

**Wednesday, July 14**

Houston at Kansas City....7:00  
Lincoln at Winnipeg .....7:00  
Gary at Fargo.....7:02  
Milwaukee at Chicago .....7:05  
Sioux Falls at Sioux City...7:05  
Kane County at Cleburne...7:06

**Thursday, July 15**

Milwaukee at Chicago .....6:05  
Houston at Kansas City....7:00  
Lincoln at Winnipeg .....7:00  
Gary at Fargo .....7:02  
Sioux Falls at Sioux City...7:05  
Kane County at Cleburne...7:06

**Friday, July 16**

Gary at Milwaukee .....6:35  
Kane Cnty at Kansas City..7:00  
Winnipeg at Fargo .....7:02  
Houston at Chicago.....7:05  
Lincoln at Sioux Falls.....7:05  
Sioux City at Cleburne .....7:06

**Saturday, July 17**

Winnipeg at Fargo .....6:00  
Gary at Milwaukee .....6:00  
Lincoln at Sioux Falls.....6:05  
Kane Cnty at Kansas City..7:00  
Houston at Chicago.....7:05  
Sioux City at Cleburne .....7:06

**Sunday, July 18**

Winnipeg at Fargo .....1:00  
Kane Cnty at Kansas City..1:00  
Gary at Milwaukee .....1:00  
Lincoln at Sioux Falls.....2:05  
Houston at Chicago.....3:05  
Sioux City at Cleburne .....6:00

**Monday, July 19**

Winnipeg at Fargo.....7:02

**Tuesday, July 20**

Fargo at Kane County.....6:30  
Chicago at Milwaukee .....6:35  
Houston at Winnipeg.....7:00  
Kansas City at Lincoln.....7:05  
Sioux City at Sioux Falls.....7:05  
Cleburne at Gary .....7:10

**Wednesday, July 21**

Fargo at Kane County.....6:30  
Chicago at Milwaukee .....6:35  
Houston at Winnipeg.....7:00  
Kansas City at Lincoln.....7:05  
Sioux City at Sioux Falls.....7:05  
Cleburne at Gary .....7:10

**Thursday, July 22**

Cleburne at Gary .....12:10  
Fargo at Kane County.....6:30  
Chicago at Milwaukee .....6:35  
Houston at Winnipeg.....7:00  
Kansas City at Lincoln.....7:05  
Sioux City at Sioux Falls.....7:05

**Friday, July 23**

Milwaukee at Kane Cnty...6:30  
Kansas City at Winnipeg...7:00  
Cleburne at Chicago.....7:05  
Houston at Sioux City.....7:05  
Lincoln at Sioux Falls.....7:05  
Fargo at Gary.....7:10

**Saturday, July 24**

Fargo at Gary .....4:10  
Kansas City at Winnipeg...6:00  
Houston at Sioux City.....6:05  
Lincoln at Sioux Falls.....6:05  
Milwaukee at Kane Cnty...6:30  
Cleburne at Chicago.....7:05

**Sunday, July 25**

Milwaukee at Kane Cnty...1:00  
Kansas City at Winnipeg...1:00  
Lincoln at Sioux Falls.....2:05  
Fargo at Gary .....2:10  
Cleburne at Chicago.....3:05  
Houston at Sioux City.....4:05

**Monday, July 26**

Houston at Kansas City.....7:00

**Tuesday, July 27**

Sioux Falls at Milwaukee...6:35  
Houston at Kansas City.....7:00  
Lincoln at Fargo .....7:02  
Kane County at Chicago....7:05  
Winnipeg at Sioux City.....7:05  
Gary at Cleburne .....7:06

**Wednesday, July 28**

Sioux Falls at Milwaukee...6:35  
Houston at Kansas City.....7:00  
Lincoln at Fargo .....7:02  
Kane County at Chicago....7:05  
Winnipeg at Sioux City.....7:05  
Gary at Cleburne .....7:06

**Thursday, July 29**

Lincoln at Fargo .....12:30  
Kane County at Chicago....6:05  
Sioux Falls at Milwaukee...6:35  
Houston at Kansas City.....7:00  
Winnipeg at Sioux City.....7:05  
Gary at Cleburne .....7:06

**Friday, July 30**

Sioux Falls at Kane Cnty ... 6:30  
 Fargo at Milwaukee..... 6:35  
 Chicago at Kansas City ..... 7:00  
 Winnipeg at Lincoln ..... 7:05  
 Gary at Sioux City..... 7:05  
 Houston at Cleburne..... 7:06

**Saturday, July 31**

Fargo at Milwaukee..... 6:00  
 Gary at Sioux City..... 6:05  
 Sioux Falls at Kane Cnty ... 6:30  
 Chicago at Kansas City ..... 7:00  
 Winnipeg at Lincoln ..... 7:05  
 Houston at Cleburne..... 7:06

**Sunday, August 1**

Sioux Falls at Kane Cnty ... 1:00  
 Chicago at Kansas City ..... 1:00  
 Fargo at Milwaukee..... 1:00  
 Winnipeg at Lincoln ..... 1:35  
 Gary at Sioux City..... 4:05  
 Houston at Cleburne..... 6:00

**Monday, August 2**

Milwaukee at Kane Cnty... 6:30  
 Kansas City at Fargo..... 7:02  
 Chicago at Cleburne..... 7:06  
 Sioux Falls at Gary ..... 7:10

**Tuesday, August 3**

Milwaukee at Kane Cnty... 6:30  
 Sioux City at Winnipeg..... 7:00  
 Kansas City at Fargo..... 7:02  
 Houston at Lincoln..... 7:05  
 Chicago at Cleburne..... 7:06  
 Sioux Falls at Gary ..... 7:10

**Wednesday, August 4**

Milwaukee at Kane Cnty... 6:30  
 Sioux City at Winnipeg..... 7:00  
 Kansas City at Fargo..... 7:02  
 Houston at Lincoln..... 7:05  
 Chicago at Cleburne..... 7:06  
 Sioux Falls at Gary ..... 7:10

**Thursday, August 5**

Sioux Falls at Gary ..... 12:10  
 Cleburne at Kansas City ... 7:00  
 Sioux City at Winnipeg..... 7:00  
 Houston at Lincoln..... 7:05

**Friday, August 6**

Houston at Kane County ... 6:30  
 Cleburne at Kansas City ... 7:00  
 Milwaukee at Winnipeg ..... 7:00  
 Sioux Falls at Chicago ..... 7:05  
 Fargo at Sioux City..... 7:05  
 Lincoln at Gary ..... 7:10

**Saturday, August 7**

Lincoln at Gary ..... 4:10  
 Milwaukee at Winnipeg ..... 6:00  
 Fargo at Sioux City..... 6:05  
 Houston at Kane County ... 6:30  
 Cleburne at Kansas City ... 7:00  
 Sioux Falls at Chicago ..... 7:05

**Sunday, August 8**

Houston at Kane County ... 1:00  
 Cleburne at Kansas City ... 1:00  
 Milwaukee at Winnipeg ..... 1:00  
 Lincoln at Gary ..... 2:10  
 Sioux Falls at Chicago ..... 3:05  
 Fargo at Sioux City..... 4:05

**Monday, August 9**

Lincoln at Milwaukee ..... 6:35

**Tuesday, August 10**

Lincoln at Milwaukee ..... 6:35  
 Kane County at Fargo..... 7:02  
 Winnipeg at Chicago..... 7:05  
 Kansas City at Sioux City ... 7:05  
 Cleburne at Sioux Falls..... 7:05  
 Houston at Gary ..... 7:10

**Wednesday, August 11**

Cleburne at Sioux Falls..... 12:05  
 Lincoln at Milwaukee ..... 6:35  
 Kane County at Fargo..... 7:02  
 Winnipeg at Chicago..... 7:05  
 Kansas City at Sioux City ... 7:05  
 Houston at Gary ..... 7:10

**Thursday, August 12**

Winnipeg at Chicago..... 6:05  
 Lincoln at Milwaukee ..... 6:35  
 Kane County at Fargo..... 7:02  
 Kansas City at Sioux City ... 7:05  
 Cleburne at Sioux Falls..... 7:05  
 Houston at Gary ..... 7:10

**Friday, August 13**

Winnipeg at Kane County... 6:30  
 Houston at Milwaukee..... 6:35  
 Kansas City at Chicago ..... 7:05  
 Gary at Lincoln ..... 7:05  
 Cleburne at Sioux City ..... 7:05  
 Fargo at Sioux Falls ..... 7:05

**Saturday, August 14**

Houston at Milwaukee..... 6:00  
 Cleburne at Sioux City ..... 6:05  
 Fargo at Sioux Falls ..... 6:05  
 Winnipeg at Kane County... 6:30  
 Kansas City at Chicago ..... 7:05  
 Gary at Lincoln ..... 7:05

**Sunday, August 15**

Winnipeg at Kane County.. 1:00  
 Houston at Milwaukee..... 1:00  
 Gary at Lincoln ..... 1:35  
 Fargo at Sioux Falls ..... 2:05  
 Kansas City at Chicago ..... 3:05  
 Cleburne at Sioux City ..... 4:05

**Monday, August 16**

Houston at Sioux Falls ..... 7:05

**Tuesday, August 17**

Chicago at Lincoln ..... 6:05  
 Sioux City at Kansas City .. 7:00  
 Gary at Winnipeg..... 7:00  
 Kane County at Fargo..... 7:02  
 Houston at Sioux Falls ..... 7:05  
 Milwaukee at Cleburne ..... 7:06

**Wednesday, August 18**

Chicago at Lincoln ..... 6:05  
 Sioux City at Kansas City .. 7:00  
 Gary at Winnipeg..... 7:00  
 Kane County at Fargo..... 7:02  
 Houston at Sioux Falls ..... 7:05  
 Milwaukee at Cleburne ..... 7:06

**Thursday, August 19**

Kane County at Fargo..... 12:30  
 Chicago at Lincoln ..... 6:05  
 Sioux City at Kansas City ... 7:00  
 Gary at Winnipeg..... 7:00  
 Houston at Sioux Falls ..... 7:05  
 Milwaukee at Cleburne ..... 7:06

**Friday, August 20**

Milwaukee at Kansas City ... 7:00  
 Kane County at Winnipeg.. 7:00  
 Houston at Fargo ..... 7:02  
 Sioux Falls at Lincoln..... 7:05  
 Sioux City at Cleburne ..... 7:06  
 Chicago at Gary ..... 7:10

**Saturday, August 21**

Chicago at Gary..... 4:10  
 Houston at Fargo ..... 6:00  
 Kane County at Winnipeg.. 6:00  
 Milwaukee at Kansas City ... 7:00  
 Sioux Falls at Lincoln..... 7:05  
 Sioux City at Cleburne ..... 7:06

**Sunday, August 22**

Houston at Fargo ..... 1:00  
 Milwaukee at Kansas City ... 1:00  
 Kane County at Winnipeg.. 1:00  
 Sioux Falls at Lincoln..... 1:35  
 Chicago at Gary ..... 2:10  
 Sioux City at Cleburne ..... 6:00

**Monday, August 23**

Lincoln at Chicago ..... 7:05  
 Sioux Falls at Cleburne..... 7:06

**Tuesday, August 24**

Kansas City at Kane Cnty.. 6:30  
 Winnipeg at Milwaukee ..... 6:35  
 Gary at Fargo..... 7:02  
 Lincoln at Chicago ..... 7:05  
 Houston at Sioux City..... 7:05  
 Sioux Falls at Cleburne..... 7:06

**Wednesday, August 25**

Kansas City at Kane Cnty.. 6:30  
 Winnipeg at Milwaukee ..... 6:35  
 Gary at Fargo..... 7:02  
 Lincoln at Chicago ..... 7:05  
 Houston at Sioux City..... 7:05  
 Sioux Falls at Cleburne..... 7:06

**Thursday, August 26**

Cleburne at Lincoln ..... 6:05  
 Kansas City at Kane Cnty.. 6:30  
 Winnipeg at Milwaukee ..... 6:35  
 Gary at Fargo..... 7:02  
 Houston at Sioux City..... 7:05

**Friday, August 27**

Kane Cnty at Milwaukee... 6:35  
 Houston at Kansas City ... 7:00  
 Fargo at Chicago..... 7:05  
 Cleburne at Lincoln ..... 7:05  
 Sioux Falls at Sioux City... 7:05  
 Winnipeg at Gary..... 7:10

**Saturday, August 28**

Winnipeg at Gary..... 4:10  
 Kane Cnty at Milwaukee... 6:00  
 Sioux Falls at Sioux City... 6:05  
 Houston at Kansas City... 7:00  
 Fargo at Chicago..... 7:05  
 Cleburne at Lincoln ..... 7:05

**Sunday, August 29**

Houston at Kansas City.... 1:00  
 Kane Cnty at Milwaukee... 1:00  
 Cleburne at Lincoln ..... 1:35  
 Winnipeg at Gary..... 2:10  
 Fargo at Chicago..... 3:05  
 Sioux Falls at Sioux City... 4:05

**Monday, August 30**

Kansas City at Sioux Falls.. 7:05  
 Houston at Cleburne..... 7:06

**Tuesday, August 31**

Milwaukee at Lincoln ..... 6:05  
 Gary at Kane County..... 6:30  
 Chicago at Winnipeg..... 7:00  
 Sioux City at Fargo..... 7:02  
 Kansas City at Sioux Falls.. 7:05  
 Houston at Cleburne..... 7:06

**Wednesday, September 1**

Milwaukee at Lincoln ..... 11:05a  
 Gary at Kane County ..... 6:30  
 Chicago at Winnipeg..... 7:00  
 Sioux City at Fargo..... 7:02  
 Kansas City at Sioux Falls.. 7:05  
 Houston at Cleburne..... 7:06

**Thursday, September 2**

Milwaukee at Lincoln ..... 6:05  
 Gary at Kane County ..... 6:30  
 Chicago at Winnipeg..... 7:00  
 Sioux City at Fargo..... 7:02  
 Houston at Cleburne..... 7:06

**Friday, September 3**

Chicago at Kane County... 6:30  
 Fargo at Winnipeg..... 7:00  
 Houston at Lincoln..... 7:05  
 Sioux City at Sioux Falls... 7:05  
 Kansas City at Cleburne ... 7:06  
 Milwaukee at Gary ..... 7:10

**Saturday, September 4**

Milwaukee at Gary ..... 4:10  
 Fargo at Kansas City ..... 6:00  
 Sioux City at Sioux Falls... 6:05  
 Chicago at Kane County... 6:30  
 Houston at Lincoln..... 7:05  
 Kansas City at Cleburne ... 7:06

**Sunday, September 5**

Fargo at Winnipeg..... 1:00  
 Houston at Lincoln..... 1:35  
 Sioux City at Sioux Falls ... 2:05  
 Kansas City at Cleburne ... 6:00  
 Milwaukee at Gary ..... 6:10  
 Chicago at Kane County... 6:30

**Monday, September 6**

Kansas City at Cleburne ... 1:00  
 Chicago at Kane County... 1:00  
 Fargo at Winnipeg..... 1:00  
 Sioux City at Sioux Falls... 1:05  
 Milwaukee at Gary ..... 1:10  
 Houston at Lincoln..... 1:35

**Tuesday, September 7**

No games

**Wednesday, September 8**

Playoff Semifinals

**Thursday, September 9**

Playoff Semifinals

**Friday, September 10**

No games

**Saturday, September 11**

Playoff Semifinals

**Sunday, September 12**

Playoff Semifinals  
 (if necessary)

**Monday, September 13**

Playoff Semifinals  
 (if necessary)

**Tuesday, September 14**

No games

**Wednesday, September 15**

Championship Series  
 Team with best winning  
 percentage at other first-round  
 winner

**Thursday, September 16**

Championship Series  
 Team with best winning  
 percentage at other first-round  
 winner

**Friday, September 17**

No games

**Saturday, September 18**

Championship Series  
 Other first-round winner  
 at team with best winning  
 percentage

**Sunday, September 19**

Championship Series  
 Other first-round winner  
 at team with best winning  
 percentage (if necessary)

**Monday, September 20**

Championship Series  
 Other first-round winner  
 at team with best winning  
 percentage (if necessary)





*NEVER MISS  
A GAME*



**\$12.99 A MONTH**

SUBSCRIBE AT  
**AABASEBALL.TV**

*WATCH ANYWHERE*

