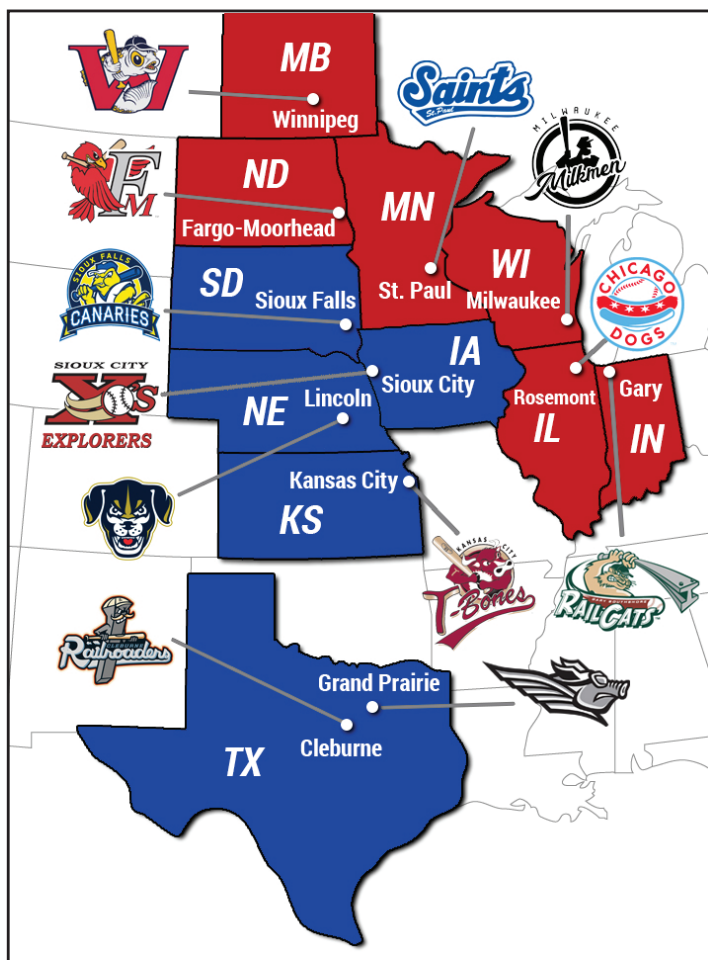




2019 LEAGUE MEDIA GUIDE

American Association





North Division

Chicago Dogs Fargo-Moorhead RedHawks Gary SouthShore RailCats
 Milwaukee Milkmen St. Paul Saints Winnipeg Goldeyes

South Division

Cleburne Railroaders Kansas City T-Bones Lincoln SaltDogs
 Sioux City Explorers Sioux Falls Canaries Texas AirHogs

AMERICAN ASSOCIATION MILEAGE CHART

	CHI	CLE	FM	GAR	KC	LIN	MIL	STP	SC	SF	TEX	WPG
Chicago		984	631	57	523	517	74	385	472	563	942	852
Cleburne	984		1,105	983	569	652	1,042	991	777	866	52	1,323
Fargo	631	1,105		674	599	477	573	247	331	243	1,085	219
Gary	57	983	674		533	539	112	433	545	606	979	892
Kansas City	523	569	599	533		192	559	453	269	358	547	814
Lincoln	517	652	477	539	192		552	438	155	240	637	690
Milwaukee	74	1,042	573	112	559	552		332	475	505	1,007	795
St. Paul	385	991	247	433	453	438	332		300	270	954	463
Sioux City	472	777	331	545	269	155	475	300		85	753	546
Sioux Falls	563	866	243	606	358	240	505	270	85		841	458
Texas	942	52	1,085	979	547	637	1,007	954	753	841		1,297
Winnipeg	852	1,323	219	892	814	690	795	463	546	458	1,297	

AMERICAN ASSOCIATION 2019 MEDIA GUIDE

P.O. Box 995

Moorhead, MN 56561-0995.

Phone: (218) 512-0380.

Web: AmericanAssociationBaseball.com.

Twitter: @AA_Baseball.

Facebook.com: AmericanAssociationBaseball.



LEAGUE ADMINISTRATION

Commissioner: Joshua Schaub.

Director of Umpires: Ronnie Teague.

Executive Director: Josh Buchholz.

LEAGUE DIRECTORS

Shawn Hunter, Chicago Dogs

Daryn Eudaly, Cleburne Railroaders

Bruce Thom, Fargo-Moorhead RedHawks

Patrick Salvi, Gary SouthShore RailCats

John Ehlert, Kansas City T-Bones

Jim Abel, Lincoln Saltdogs

Mike Zimmerman, Milwaukee Milkmen

Marv Goldklang, St. Paul Saints

John Roost, Sioux City Explorers

Mark Ogren, Sioux Falls Canaries

Donnie Nelson, Texas AirHogs

Sam Katz, Winnipeg Goldeyes

PLAYOFFS

Two teams in each division with the greatest winning percentage at the conclusion of the regular season will qualify for the playoffs. Both first-round playoff series will be best-of five, with the higher seed choosing to host either games 1-2 or 3-5. The semifinal winners will meet in a best-of-five series for the league championship.

ROSTER RULES

The roster limit for a American Association club is 23 players. An additional one player may be on the disabled list during the regular season. Of those 23 players, a maximum of five may be veterans and minimum of five must be rookies. The remaining players will be designated limited service players and of those LS players only six (6) may be LS-4.

During the pre-season, a maximum of 28 players may be under contract at any one time without regard to classification. The 23 active player roster must be met two days before the start of the regular season.

Definitions

Year of Service: A year of service for American Association players is 75 official at bats or more in a National Association or independent league or leagues, or 30 innings or more pitched in a National Association or independent league or leagues, in any season prior to the present calendar year. For independent and short season/rookie league service, the first two years of service equals one National Association year. For foreign players, the classification and salary level will be determined by the league office.

Rookie: A player with less than one year of service.

LS-1: A player with fewer than two years of service.

LS-2: A player with fewer than three years of service.

LS-3: A player with fewer than four years of service.

LS-4: A player with fewer than five years of service. Two of the LS-4 players may have LS-5 status.

LS-5: A player with less than 6 years of service.

Veteran: A player with six or more years of service. If a player has six or more years of service but has not reached the age of 26 by September 1 of that season, he will be considered an LS-4. If he has not reached the age of 24 by September 1 of that season, he will be considered an LS-3.

The 2019 American Association media guide was designed and edited by Hoffman Wolff, with editorial assistance from league media relations directors.

2018 FINAL STANDINGS

North Division	W	L	Pct.	GB	Attendance
St. Paul Saints	59	41	.590	--	408,921
Gary SouthShore RailCats	59	41	.590	--	167,152
Fargo-Moorhead RedHawks	51	49	.510	8.0	166,717
Chicago Dogs	45	54	.455	13.5	138,855
Winnipeg Goldeyes	41	59	.410	18.0	219,370
Sioux Falls Canaries	40	60	.400	19.0	124,127
South Division	W	L	Pct.	GB	Attendance
Sioux City Explorers	71	29	.710	--	63,498
Kansas City T-Bones	62	37	.626	8.5	189,981
Wichita Wingnuts	61	39	.610	10.0	106,827
Lincoln Saltdogs	51	48	.515	19.5	160,124
Cleburne Railroaders	33	66	.333	37.5	64,226
Texas AirHogs	25	75	.250	46.0	80,196

2018 Managers (seasons with club)

Chicago: Butch Hobson (1)**Cleburne:** Shelby Ford (1)**Fargo-Moorhead:** Michael Schlact (2)**Gary SouthShore:** Greg Tagert (14)**Kansas City:** Joe Calfapietra (2)**Lincoln:** Bobby Brown (3)**St. Paul:** George Tsamis (16)**Sioux City:** Steve Montgomery (5)**Sioux Falls:** Mike Meyer (2)**Texas:** John McLaren (1)**Wichita:** Brent Clevlen (1)**Winnipeg:** Rick Forney (13)

Playoff Semifinals

Date	St. Paul vs. Gary SouthShore	Win	Loss	Save
Wed., Sep. 5	Gary 0 at St. Paul 4	Nunn	Steele	
Thu., Sep. 6	Gary 2 at St. Paul 8	Medina	Liguori	
Fri., Sep. 7	St. Paul 0 at Gary 5	McKenzie	Matthys	
Sat., Sep. 8	St. Paul 1 at Gary 0	Foss	De Leon	Jones

St. Paul wins semifinal series, 3 games to 1.

Date	Sioux City vs. Kansas City	Win	Loss	Save
Tue., Sep. 4	Sioux City 4 at Kansas City 1	Dykstra	Collier	Karch
Wed., Sep. 5	Sioux City 2 at Kansas City 4	Astin	Garcia	Winiarski
Fri., Sep. 7	Kansas City 5 at Sioux City 2	Filomeno	Markel	Winiarski
Sat., Sep. 8	Kansas City 0 at Sioux City 5	McKinney	Mortensen	
Sun., Sep. 9	Kansas City 4 at Sioux City 2	Collier	Dykstra	Winiarski

Kansas City wins semifinal series, 3 games to 2.

American Association Championship Series

Date	Kansas City vs. St. Paul	Win	Loss	Save
Tue., Sep. 11	Kansas City 11 at St. Paul 4	Astin	Nunn	
Wed., Sep. 12	Kansas City 0 at St. Paul 6	Medina	Adkins	
Fri., Sep. 14	St. Paul 3 at Kansas City 7	Collier	Wheeler	
Sat., Sep. 15	St. Paul 3 at Kansas City 5	Crescentini	Devine	Winiarski

Kansas City wins league championship, 3 games to 1.

2018 LEAGUE ALL-STAR TEAM & AWARDS

1B: Brady Shoemaker, St. Paul	P: Travis Banwart, Wichita
2B: Logan Watkins, Wichita	Relief: Daniel Tillman, Wichita
3B: Jose Semo, Sioux City	Player of the Year: Jose Sermo, Sioux City
SS: Nate Samson, Sioux City	Defensive Player of the Year: Justin O'Conner, SP
OF: Todd Cunningham, Kansas City	Rookie of the Year: Justin Vernia, Sioux City
OF: Michael Lang, Sioux City	Manager of the Year: Joe Calfapietra, Kansas City
OF: Dillon Thomas, Texas	Executive of the Year: Derek Sharrer, St. Paul
C: Justin O'Conner, St. Paul	Organization of the Year: St. Paul Saints
DH: Curt Smith, Lincoln	Playing Field of the Year: Haymarket Park, Lincoln

2018 Monthly Honors

Month	Batter of the Month	Pitcher of the Month
June	Todd Cunningham, Kansas City	Justin Vernia, Sioux City
July	Dillon Thomas, Texas	Tommy Collier, Kansas City
August	Curt Smith, Lincoln	Tommy Collier, Kansas City

2018 Weekly Honors

Week Ending	Player of the Week	Pitcher of the Week
May 20	Daniel Jackson, Sioux City	Michael Tamburino, Lincoln
May 27	Angel Reyes, Lincoln	Sebastian Kessay, Fargo-Moorhead
June 3	Christian Ibarra, Lincoln	Matt Solter, St. Paul
June 10	Colin Willis, Gary SouthShore	Connor Root, Chicago
June 17	Zach Walters, Kansas City	Charlie Gillies, Wichita
June 24	Brady Shoemaker, St. Paul	Daniel Minor, Gary SouthShore
July 1	Nate Samson, Sioux City	Will Solomon, Fargo-Moorhead
July 8	Tim Colwell, Fargo-Moorhead	Cesilio Pimentel, Sioux Falls
July 15	Tony Thomas, Wichita	Mitch Lambson, Winnipeg
July 22	David Bergin, Sioux Falls	Tommy Collier, Kansas City
July 29	Jay Baum, Sioux City	Daniel Minor, Gary SouthShore
August 5	Zach Walters, St. Paul	Justin Vernia, Sioux City
August 12	Angel Reyes, Wichita	Travis Banwart, Wichita
August 19	Randolph Oduber, Lincoln	Will Solomon, Wichita
August 27	Noah Perio, Kansas City	Austin Robichaux, Lincoln
September 2	Jose Sermo, Sioux City	Jason Garcia, Sioux City

Home Record

TEAM	W-L	PCT
KC	32-17	.653
SC	32-18	.640
GARY	30-20	.600
SP	29-21	.580
WIC	29-21	.580
LIN	28-22	.560
FM	26-23	.531
CHI	24-24	.500
WIN	21-29	.420
CLE	21-30	.412
SF	20-30	.400
TEX	13-38	.255

Road Record

TEAM	W-L	PCT
SC	39-11	.780
WIC	32-18	.640
KC	30-20	.600
SP	30-20	.600
GARY	29-21	.580
FM	25-26	.490
LIN	23-26	.469
CHI	21-30	.412
SF	20-30	.400
WIN	20-30	.400
CLE	12-36	.250
TEX	12-37	.245

In Extra Innings

TEAM	W-L	PCT
SC	4-1	.800
GARY	6-2	.750
KC	8-6	.571
LIN	3-3	.500
SP	4-4	.500
CLE	4-5	.444
FM	3-4	.429
TEX	3-4	.429
SF	2-3	.400
WIN	3-5	.375
CHI	2-4	.333
WIC	1-2	.333

One-Run Games

TEAM	W-L	PCT
SC	15-9	.625
TEX	15-9	.625
LIN	16-11	.593
GARY	16-12	.571
WIC	9-7	.563
KC	15-13	.536
SP	12-11	.522
WIN	15-15	.500
CHI	13-19	.406
CLE	12-18	.400
FM	8-14	.364
SF	6-14	.300

2018 LEAGUE LEADERS

Batting Leaders

BATTER	TEAM	AVG	G	AB	R	H	HR	RBI	BB	SO
Samson, Nate	Sioux City	.340	100	415	79	141	4	73	28	28
Watkins, Logan	Wichita	.338	100	420	63	142	3	51	44	66
Thomas, Dillon	Texas	.333	80	291	56	97	13	54	36	71
Cunningham, Todd	K.C.	.333	83	318	71	106	4	47	57	46
Tice, Dylan	K.C.	.331	68	275	55	91	1	16	41	41
Arroyo, Edwin	Chicago	.325	95	363	54	118	4	35	39	52
Oduber, Randolph	Lincoln	.324	90	349	60	113	8	57	29	70
Colwell, Tim	Fargo	.320	83	325	47	104	3	41	22	42
Pina, Leobaldo	Fargo	.319	96	367	46	117	8	56	26	71
Murphy, Max	St. Paul	.319	98	427	70	136	7	68	32	80

Category Leaders

Home Runs

Thomas, Tony	Wichita	23
Jacobs, Brandon	Lincoln	22
Sermo, Jose	SC/WIN	22
Ibarra, Christian	Lincoln	20
Mazzola, Josh	Winnipeg	20

Stolen Bases

Nehrir, Zach	Lincoln	38
Grayson, Chris	Sioux Falls	27
Davis, Mason	Kansas City	26
Watkins, Logan	Wichita	26
Smith, Jordan	Sioux Falls	25

Runs

Lang, Michael	Sioux City	82
Samson, Nate	Sioux City	79
Ibarra, Christian	Lincoln	76
Metzger, Brennan	Fargo	76
Sermo, Jose	SC/WIN	76

Doubles

Thomas, Dillon	Texas	37
Murphy, Max	St. Paul	31
Metzger, Brennan	Fargo	29
Pina, Leobaldo	Fargo	28
Cunningham, Todd	Kansas City	26
Oduber, Randolph	LIN/FM	26

Total Bases

Sermo, Jose	Sioux City	201
Smith, Curt	Lincoln	200
Murphy, Max	St. Paul	198
Thomas, Tony	Wichita	198
Watkins, Logan	Wichita	197

Walks

Simpson, Chase	CLE/WIC/LIN	75
Ibarra, Christian	Lincoln	62
Metzger, Brennan	Fargo	62
Sermo, Jose	SC/WIN	59
Nieves, Angel	Wichita	58

RBI

Sermo, Jose	SC/WIN	81
Baum, Jay	Sioux City	77
Mazzola, Josh	Winnipeg	75
Perio, Noah	SP/KC	74
Smith, Curt	Lincoln	74
Thomas, Tony	Wichita	74

At-Bats

Murphy, Max	St. Paul	427
Watkins, Logan	Wichita	420
Samson, Nate	Sioux City	415
Lang, Michael	Sioux City	414
Durango, Luis	Sioux City	412

Hits

Watkins, Logan	Wichita	142
Samson, Nate	Sioux City	141
Murphy, Max	St. Paul	136
Abercrombie, Reggie	Winnipeg	128
Lang, Michael	Sioux City	126

Triples

Watkins, Logan	Wichita	11
Baum, Jay	Sioux City	7
Lang, Michael	Sioux City	7
Eight tied with		5

On-Base Percentage

Cunningham, Todd	Kansas City	.437
Tice, Dylan	Kansas City	.428
Thomas, Dillon	Texas	.420
Ibarra, Christian	Lincoln	.416
Sermo, Jose	SC/WIN	.414

Extra-Base Hits

Thomas, Dillon	Texas	51
Sermo, Jose	SC/WIN	50
Thomas, Tony	Wichita	49
Smith, Curt	Lincoln	44
Heyman, Grant	Winnipeg	43

Pitching Leaders

PITCHER	TEAM	G	W-L	ERA	IP	H	BB	SO
Banwart, Travis	Wichita	20	8-4	2.24	124.1	113	34	109
Minor, Daniel	Gary	15	11-2	2.50	97.0	87	19	77
Medina, Eddie	St. Paul	20	9-5	2.80	115.0	99	43	104
Collier, Tommy	Kansas City	20	12-3	3.11	133.0	120	22	140
Jordan, Taylor	Sioux City	15	10-2	3.29	95.2	95	20	73
Vernia, Justin	Sioux City	20	12-2	3.31	119.1	122	91	22
Dykstra, James	Sioux City	19	9-4	3.48	108.1	106	26	84
Liguori, Lars	Gary	20	4-7	3.51	94.2	117	16	45
Lambson, Mitch	Winnipeg	18	8-6	3.81	115.2	120	24	81
Harman, Casey	Wichita	21	11-5	3.86	121.0	118	33	98

Category Leaders

Wins

Collier, Tommy	Kansas City	12
Vernia, Justin	Sioux City	12
Cooper, Jordan	Wichita	11
Harman, Casey	Wichita	11
Mateo, Luis	Sioux City	11
Minor, Daniel	Gary	11

Games

Charleston, Jack	Winnipeg	60
Frosch, Ken	St. Paul	52
Blackwell, Shawn	Cleburne	50
Schepel, Kyle	Sioux Falls	50
Ballew, Travis	Fargo	49

Saves

Tillman, Daniel	Wichita	27
Capellan, Victor	Winnipeg	22
Karch, Eric	Sioux City	21
McCurry, Randy	Fargo	17
Contreras, Carlos	Texas	14
Grover, Taylor	Chicago	14
Schepel, Kyle	Sioux Falls	14

Innings Pitched

McKenzie, Jeff	Gary	137.2
Collier, Tommy	Kansas City	133.0
Mortensen, Jared	CLE/KC	132.0
McGovern, Kevin	Winnipeg	129.1
Banwart, Travis	Wichita	124.1

Complete Games

Lambson, Mitch	Winnipeg	3
McKenzie, Jeff	Gary	3
Robichaux, Austin	Lincoln	3
Five tied with		2

Home Runs Allowed

McNutt, Trey	Fargo	16
Thompson, Dylan	Sioux Falls	16
Gunn, Alex	Gary	15
Mincey, Patrick	Cleburne	15
Cooper, Jordan	Wichita	14

Losses

McGovern, Kevin	Winnipeg	12
Rosario, Miguel	Texas	12
Boshers, Alex	Winnipeg	10
Six tied with		9

Strikeouts

Collier, Tommy	Kansas City	140
McNutt, Trey	Fargo	130
McGovern, Kevin	Winnipeg	129
Mortensen, Jared	CLE/KC	122
Mateo, Luis	Sioux City	112

Games Started

Boshers, Alex	Winnipeg	21
McGovern, Kevin	Winnipeg	21
Thompson, Dylan	Sioux Falls	21
13 tied with		20

Walks

Matzek, Tyler	Texas	66
Rosario, Miguel	Texas	58
Young, Patrick	Cleburne	57
Mortensen, Jared	CLE/KC	56
Gunn, Michael	Cleburne	53

Shutouts

Minor, Daniel	Gary	2
Robichaux, Austin	Lincoln	2
Eight tied with		1

Opponents' Batting Average

Medina, Eddie	St. Paul	.222
Minor, Daniel	Gary	.233
Collier, Tommy	Kansas City	.236
Banwart, Travis	Wichita	.241
Mortensen, Jared	CLE/KC	.251

Team Batting Game Highs

At-Bats: 67, Sioux Falls vs. Winnipeg (both teams), July 10
Hits: 24, Sioux City vs. Wichita, June 30
Runs Scored: 20, Sioux City vs. Wichita, June 30
RBI: 18, Sioux City vs. Wichita, June 18
Doubles: 9, Texas vs. St. Paul, July 28
Triples: 3, Chicago vs. Sioux Falls, July 20; Sioux City vs. Lincoln, July 27; Wichita vs. Gary, August 4
Home Runs: 6, Fargo-Moorhead vs. Chicago, July 24
Total Bases: 38, Kansas City vs. Sioux City, August 28
Walks: 13, Wichita vs. Cleburne, June 11
Strikeouts: 17, Cleburne vs. Fargo-Moorhead, May 21; Cleburne vs. Sioux Falls, August 28.
Sacrifice Flies: 3, Gary SouthShore vs. Winnipeg, July 15
Stolen Bases: 9, Sioux Falls vs. Texas, July 1
Caught Stealing: 4, Sioux Falls vs. Gary SouthShore, July 7; Sioux City vs. Texas, August 2
Hit by Pitch: 5, Sioux Falls vs. Chicago, July 22
Runners Left On Base: 17, St. Paul vs. Texas, May 31
Hit into Double Play: 5, Lincoln vs. Sioux City, May 18

Team Fielding Game Highs

Putouts: 54, Sioux Falls vs. Winnipeg (both teams), July 10
Assists: 20, Fargo-Moorhead vs. Sioux City, August 22
Errors: 6, Sioux City vs. Wichita, July 7
Passed Balls: 3, Cleburne vs. Wichita, August 13

Team Pitching Game Highs

Innings Pitched: 18, Sioux Falls vs. Winnipeg (both teams), July 10
Hits Allowed: 24, Wichita vs. Sioux City, June 30
Runs Allowed: 20, Wichita vs. Sioux City, June 30
Strikeouts: Fargo-Moorhead vs. Cleburne, May 21; 17, Sioux Falls vs. Cleburne, August 28.
Wild Pitches: 5, Fargo-Moorhead vs. St. Paul, August 1; Gary vs. Chicago, July 3; St. Paul vs. Chicago, August 25
Walks: 13, Cleburne vs. Wichita, June 11
Hit Batters: 5, Chicago vs. Sioux Falls, July 22

Individual Batting Game Highs

At-Bats: 8, Andy DeJesus, Gary vs. Kansas City, September 2
Hits: 5, several.
Runs: 6, Todd Cunningham, Kansas City vs. Winnipeg, August 25
RBI: 7, Jose Sermo, Sioux City vs. Wichita, June 30 and Hunter Clanin, Cleburne vs. Texas, August 14
Doubles: 3, Dillon Thomas, Texas vs. St. Paul, May 28
Triples: 2, Zach Nehrir, Wichita vs. Cleburne, May 30; Rubi Silva, Chicago vs. Texas, July 18; Daniel Jackson, Sioux City vs. Cleburne, July 23
Home Runs: 3, Stuart Ijames, Texas vs. Kansas City, July 20
Total Bases: 12, Stuart Ijames, Texas vs. Kansas City, July 20
Walks: 4, Levi Scott, Cleburne vs. Texas, August 14
Strikeouts: 5, Cameron Monger, Cleburne vs. St. Paul, July 9
Sacrifice Flies: 3, Jay Austin, Sioux City vs. Lincoln, May 19
Stolen Bases: 4, Jordan Smith, Sioux Falls vs. St. Paul, August 15
Caught Stealing: 2, Keith Curcio, Kansas City vs. Chicago, May 25
Hit By Pitch: 2, several.
Runners Left on Base: 5, Tucker Nathans, Winnipeg vs. Sioux Falls, July 10
Hit into Double Play: 3, Randolph Oduber, Lincoln vs. Kansas City, August 21

Individual Fielding Game Highs

Putouts: 17, Burt Reynolds, Sioux Falls vs. Texas, June 23
Assists: 10, Tucker Nathans, Winnipeg vs. Gary SouthShore, July 15
Errors: 3, Matt McCann, Winnipeg vs. Lincoln, May 28
Passed Balls: 3, Ryan Wagner, Texas vs. Fargo-Moorhead, May 20

Individual Pitching Game Highs

Hits Allowed: 15, Lars Liguori, Gary SouthShore vs. Winnipeg, July 15
Runs Allowed: 15, Josh Hodges, Cleburne vs. Gary SouthShore, July 29
Strikeouts: 14, Kevin McGovern, Winnipeg vs. Chicago, June 9
Wild Pitches: 4, Eddie Medina, St Paul vs. Chicago, August 25
Hit Batters: 5, Trevor Simms, Chicago vs. Sioux Falls, July 22

All-Time American Association Win-Loss Percentages

Club (seasons)	W	L	Pct.	Playoffs	Titles
Wichita Wingnuts (11)	650	436	.599	8	1
Laredo Lemurs (5)	278	220	.558	3	1
Winnipeg Goldeyes (8)	442	357	.553	5	3
St. Paul Saints (13)	691	589	.540	6	0
Gary SouthShore RailCats (8)	428	371	.536	3	1
Ft. Worth Cats (6)	305	266	.534	4	2
Fargo-Moorhead RedHawks (8)	418	381	.523	2	0
Lincoln Saltdogs (13)	662	611	.520	6	1
Sioux City Explorers (13)	651	629	.509	4	0
Kansas City T-Bones (8)	397	401	.498	1	1
Shreveport Sports/Captains (6)	278	295	.485	2	1
Pensacola Pelicans (5)	223	255	.467	2	0
Coastal Bend Aviators (2)	87	101	.463	0	0
Sioux Falls Canaries (13)	576	692	.456	2	1
Joplin Blasters (2)	91	109	.4550	0	0
Chicago Dogs (1)	45	54	.4545	0	0
Texas/Grand Prairie AirHogs (11)	489	597	.450	3	1
Amarillo Sox/Thunderheads (5)	224	275	.449	0	0
St. Joe Blacksnakes (2)	83	108	.435	0	0
El Paso Diablos (7)	328	445	.424	1	0
Cleburne Railroaders (2)	80	119	.402	0	0

GREATEST SEASON-TO-SEASON RECORD CHANGES

Team	Seasons	From	To	Improvement
Sioux City	2014-2015	47-53	75-25	+ 28 games
St. Paul	2014-2015	48-52	74-26	+ 26 games
Sioux City	2017-2018	46-54	71-29	+ 25 games
Sioux Falls	2009-2010	40-56	63-33	+ 23 games
El Paso	2006-2007	33-60	56-40	+ 21.5 games
Fargo-Moorhead	2011-2012	44-56	65-35	+ 21 games
Shreveport	2008-2009	26-68	48-48	+ 21 games
Sioux Falls	2006-2007	34-62	53-43	+ 19 games

Team	Seasons	From	To	Decline
Sioux Falls	2010-2011	63-33	42-57	- 22.5 games
Winnipeg	2017-2018	62-38	41-59	-21 games
Sioux City	2015-2016	75-25	54-46	- 21 games
Shreveport	2007-2008	47-48	26-68	- 20.5 games
Lincoln	2014-2015	54-46	34-66	- 20 games
Sioux Falls	2008-2009	60-36	40-56	- 20 games
Joplin	2015-2016	55-45	36-64	- 19 games
Fargo-Moorhead	2013-2014	62-38	43-56	- 18.5 games

CHICAGO DOGS

2018 Record: 45-54, 4th place, North

9800 Balmoral Avenue
Rosemont, IL 60018

Phone: (847) 260-2544

Web: TheChicagoDogs.com

Twitter: @TheChicagoDogs.

Facebook.com: TheChicagoDogs



FRONT OFFICE

Owners: Shawn Hunter, Steven Gluckstern.

Chief Operating Officer: Trish Zuro.

Strategy: Randy Kish.

Baseball Administration: Ron Stern.

Ticket Operations: Jennifer Karweik.

Corporate Sponsorships: Alan Simkowski.

Premium Account Executives: Scott

Foley, Evan Gersonde.

Group Account Execs: Kyle McKenna, Jon Ryan, Mackenzie Thomas.

Account Exec: Collin O'Heron.

Director, Marketing: Megan Weber.

Dir., Game Entertainment: Kevin Sullivan.

Media Relations: Alexandra Jakubiak.

Community Relations: Daniel Barrios.

Retail Director: Jeff Chapman.

FIELD STAFF

Manager: Butch Hobson.

Coach: D.J. Boston.

GAME-DAY INFORMATION

Stadium: Impact Field.

Year Built: 2018. **Capacity:** 6,300.

Outfield Dimensions: 313-389-294.

Visiting Club Hotel: Crowne Plaza Chicago O'Hare, 5440 N. River Rd., Rosemont, IL 60018.

Telephone: (847) 671-6350. **Web:** CrownePlazaOHare.com.

Broadcaster: Sam Brief.

Games Broadcast: All.

Webcast: TheChicagoDogs.com.

2019 SCHEDULE

Standard home game times:

Mon-Tue-Wed-Fri-Sat 7:05, Thu 6:05,
Sun: May-June 1:05, July-August 3:05,
Sept. 6:05.

Exceptions:

Monday, May 27: 1:05.

Tuesday, June 25: 11:35 a.m.

Tuesday, July 9: 11:35 a.m.

Wednesday, July 10: 5:05 (DH).

Monday, September 2: 1:05.

July

Tue 2 - Thu 4

@ Cleburne

Fri 5 - Sun 7

@ Texas

T9 - W10 (DH) - T11

Gary

Fri 12 - Sun 14

@ Sioux Falls

Mon 15 - Wed 17

@ Sioux City

Fri 19 - Sun 21

@ Gary

Wed 24 - Fri 26

Milwaukee

Sat 27 - Mon 29

Cleburne

Tue 30 - Wed 31

@ Fargo

May

Fri 17 - Sat 19

Gary

Tue 21 - Thu 23

@ St. Paul

Fri 24 - Sun 26

@ Milwaukee*

Mon 27 - Wed 29

Sioux Falls

Fri 31

Sioux City

June

Sat 1 - Sun 2

Sioux City

Mon 3 - Thu 6

@ Gary

Fri 7 - Sun 9

@ Kansas City

Mon 10 - Wed 12

Texas

Fri 14 - Sun 16

Fargo

Tue 18 - Thu 20

@ Winnipeg

Fri 21 - Sun 23

@ Fargo

Mon 24 - Thu 27

Kansas City

Fri 28 - Sun 30

Winnipeg

August

Thu 1

@ Fargo

Fri 2 - Sun 4

St. Paul

Tue 6 - Thu 8

Milwaukee

Fri 9 - Sun 11

Fargo

Mon 12 - Wed 14

@ Lincoln

Thu 15 - Sat 17

@ Winnipeg

Sun 18 - Tue 20

@ Milwaukee

Wed 21 - Fri 23

Winnipeg

Sat 24 - Tue 27

@ St. Paul

Wed 28 - Fri 30

Milwaukee

Sat 31

St. Paul


September

Sun 1 - Mon 2

St. Paul

* - Games played at Kokomo, Ind.

FIELD MANAGER - BUTCH HOBSON



Butch Hobson returns to Chicago after leading the Dogs to a fourth-place finish in 2018. Hobson has more than 30 years of experience in major and minor league baseball, including three seasons as manager of the Boston Red Sox.

Hobson previously served as the manager of the Kane County Cougars, the Arizona Diamondbacks' Low-A affiliate. He also spent 18 seasons managing in independent baseball in the Atlantic, Can-Am and Texas-Louisiana Leagues, winning championships in 2014, 2007 and 2000.

Hobson played in the bigs for Boston (1975-80), California (1981) and the New York Yankees (1982), belting 30 homers in 1977.

Managerial History

Year	Club	League	Affiliate	Level	Record	Finish	Playoffs
1987	Columbia	S. Atlantic	NYM	Low-A	64-75	10th/12	
1988	Columbia	S. Atlantic	NYM	Low-A	74-63	5th/12	
1989	New Britain	Eastern	BOS	AA	60-76	8th/8	
1990	New Britain	Eastern	BOS	AA	72-67	4th/8	Lost Finals
1991	Pawtucket	Int'l.	BOS	AAA	79-64	2nd/8	Lost Finals
1992	Boston	American		MLB	73-89	11th/14	
1993	Boston	American		MLB	80-82	9th/14	
1994	Boston	American		MLB	54-61		
1995	Mobile	Tex.-La.	--	Ind.	40-59	8th/8	
1996	Scranton	Int'l.	PHI	AAA	70-72	3rd/10	Lost Semis
1999	Sarasota	Fla. State	BOS	High-A	67-72	9th/14	
2000	Nashua	Atlantic	--	Ind.	82-58	T-1st/8	Lg. Champions
2001	Nashua	Atlantic	--	Ind.	68-58	3rd/8	Lost Semis
2002	Nashua	Atlantic	--	Ind.	54-71	7th/8	
2003	Nashua	Atlantic	--	Ind.	71-55	3rd/8	Lost Finals
2004	Nashua	Atlantic	--	Ind.	65-61	T-5th/8	Lost Semis
2005	Nashua	Atlantic	--	Ind.	78-62	T-3rd/8	Lost Finals
2006	Nashua	Can-Am	--	Ind.	40-48	7th/8	
2007	Nashua	Can-Am	--	Ind.	50-43	3rd/10	Lg. Champions
2008	So. Maryland	Atlantic	--	Ind.	74-66	T-1st/8	
2009	So. Maryland	Atlantic	--	Ind.	79-61	2nd/8	Lost Finals
2010	So. Maryland	Atlantic	--	Ind.	82-57	2nd/8	Lost Semis
2011	Lancaster	Atlantic	--	Ind.	69-56	3rd/8	Lost Semis
2012	Lancaster	Atlantic	--	Ind.	88-52	1st/8	Lost Finals
2013	Lancaster	Atlantic	--	Ind.	72-67	3rd/8	
2014	Lancaster	Atlantic	--	Ind.	81-59	2nd/8	Lg. Champions
2015	Lancaster	Atlantic	--	Ind.	75-65	3rd/8	Lost Semis
2016	Lancaster	Atlantic	--	Ind.	67-73	6th/8	
2017	Kane County	Midwest	ARI	Low-A	72-65	T-5th/16	Lost Quarters
2018	Chicago	Amer. Assoc.	--	Ind.	45-54	8th/12	

CHICAGO DOGS

2018 CHICAGO DOGS STATISTICS

vs. Cleburne: 3-3

vs. Lincoln: 1-4

vs. Texas: 3-3

vs. Fargo-Moorhead: 8-4

vs. St. Paul: 5-7

vs. Wichita: 5-2

vs. Gary SouthShore: 6-9

vs. Sioux City: 2-3

vs. Winnipeg: 5-7

vs. Kansas City: 1-5

vs. Sioux Falls: 6-7

Player	POS	AVG	G	AB	R	H	2B	3B	HR	RBI	BB	HBP	SO	SB	CS	DP	E
Arroyo, Edwin	IF	.325	95	363	54	118	18	4	4	35	39	10	52	7	0	11	10
Baca, Michael	IF	.216	37	116	13	25	2	0	0	12	7	1	21	3	1	2	6
Benson, Joe	OF	.300	73	257	40	77	18	3	9	38	28	5	50	9	2	8	1
Blaser, Dalton	IF	.257	77	261	29	67	9	3	5	27	30	4	33	2	2	11	4
Cohen, Justin	C	.000	1	1	0	0	0	0	0	0	0	0	1	0	0	0	0
Dean, Matt	IF	.232	90	306	29	71	15	0	6	27	25	4	81	1	4	12	17
Dunston Jr., S.	OF	.226	8	31	5	7	3	0	0	6	1	0	6	1	1	0	0
Falsetti, Michael	C	.186	58	161	24	30	7	1	3	16	38	4	58	1	0	4	5
Gaedele, Kyle	OF	.213	13	47	5	10	2	0	2	6	2	3	19	0	2	1	0
Gonzalez, Rey	C	.133	16	45	4	6	0	0	0	0	4	1	15	0	0	1	1
Goossen-Brown, J.	P	.259	9	27	4	7	1	0	0	0	1	0	8	0	0	1	1
Gyrion, Ryan	C	.333	3	6	0	2	0	0	0	3	0	0	2	0	0	0	0
Lugo, Alex	C	.000	2	4	0	0	0	0	0	0	0	0	3	0	0	0	1
Lyman, Mark	OF	.000	1	3	0	0	0	0	0	0	0	0	1	0	0	0	0
Maddox, Craig	C	.227	26	97	7	22	5	0	1	12	4	1	29	1	0	4	0
Moroney, J.	OF	.295	57	220	36	65	10	5	3	23	14	1	44	3	3	2	5
Nunnally Jr., J.	OF	.067	4	15	1	1	0	0	0	0	1	0	6	0	0	0	0
Perez, Stephen	IF	.293	49	167	22	49	11	4	3	37	18	2	41	6	3	4	4
Racusin, Zach	OF	.292	14	48	5	14	1	0	0	0	0	2	4	1	0	3	0
Rodriguez, W.	C	.163	16	49	2	8	1	0	0	4	3	2	7	1	0	3	2
Rosselli, Tony	OF	.240	60	204	24	49	11	2	8	21	15	0	70	0	0	4	3
Silva, Rubi	OF	.286	47	192	27	55	10	4	5	30	4	1	50	3	3	4	0
Telesco, Matt	IF	.222	21	63	8	14	3	0	0	3	4	0	10	0	0	1	1
Vavra, Trey	IF	.299	97	368	41	110	23	0	16	65	37	5	55	5	3	10	9
Wagner, Ryan	C	.298	16	47	4	14	3	0	0	6	4	1	10	0	0	2	2
Wilson, Kenny	OF	.318	55	223	44	71	13	4	6	26	20	4	53	13	4	3	0

Pitcher	G	GS	CG	IP	H	R	ER	BB	SO	W	L	SV	2B	3B	ERA
Allison, Ben	3	0	0	5.0	3	2	2	3	2	0	0	0	0	0	3.60
Barnes, Scott	16	16	0	84.2	84	43	42	47	73	2	4	0	17	2	4.47
Carkuff, Jared	26	7	1	66.1	62	28	23	14	68	6	5	0	11	0	3.12
Downing, Kaohi	39	0	0	41.2	28	14	13	12	42	2	3	13	5	1	2.81
Frohwrith, Tyler	4	0	0	5.2	6	2	2	1	6	0	0	0	1	0	3.18
Girodo, Chad	22	0	0	22.2	31	19	11	6	19	2	0	0	4	0	4.37
Goossen-Brown, J.	20	20	1	116.2	141	74	66	38	60	7	8	0	40	4	5.09
Grover, Taylor	43	0	0	48.0	36	19	14	20	63	1	2	14	5	2	2.63
Mascheri, Rich	32	3	0	61.2	53	18	16	29	63	4	1	0	7	0	2.34
Moeller, Miles	4	0	0	2.2	4	4	4	4	1	0	2	0	1	0	13.50
Perez, Tyson	20	0	0	25.0	24	16	12	13	28	3	2	0	7	1	4.32
Root, Connor	12	11	0	59.2	78	43	36	22	42	2	8	0	26	2	5.43
Shimo, Brandon	34	0	0	48.0	28	14	13	14	41	1	0	0	8	0	2.44
Simms, Trevor	8	8	0	48.1	37	16	16	15	39	2	5	0	4	0	2.98
Smith, Evan	4	4	0	17.2	26	16	14	7	9	1	1	0	6	0	7.13
Thorpe, Tommy	38	6	0	74.2	67	27	21	23	60	4	4	1	9	1	2.53
Torrez, Wes	3	3	0	15.0	10	5	5	6	16	1	1	0	1	0	3.00
Turnbull, Kylin	13	13	1	64.1	75	39	33	8	40	4	4	0	14	3	4.62
Wagner, Michael	11	8	0	46.2	49	27	23	24	39	2	3	0	11	4	4.44
White, Brandon	5	0	0	5.1	10	2	2	1	4	1	0	0	3	0	3.38

All-Time AA Home-Road Record

Year	Home Record	Pct.	Road Record	Pct.
2018	24-24	.500	21-30	.412
All-Time	24-24	.500	21-30	.412

AMERICAN ASSOCIATION CITIES, 1902-

Amarillo, Texas	2011-2016
Buffalo, N.Y.	1985-1997
Charleston, W.Va.	1952-1960
Cleburne, Texas	2017-
Cleveland, Ohio	1914-1915
Coastal Bend (Robstown, Texas)	2006-2007
Dallas, Texas	1959
Dallas-Fort Worth, Texas	1960-1962
Denver, Colo.	1955-1962, 1969-1992
El Paso, Texas	2006-2013
Evansville, Ind.	1970-1984
Fargo, N.D.	2011-
Fort Worth, Texas	1959, 2006-2011
Gary, Ind.	2011-
Grand Prairie, Texas	2008-
Houston, Texas	1959-61
Indianapolis, Ind.	1902-1962, 1969-1997
Iowa (Des Moines)	1969-1997
Joplin, Mo.	2015-16
Kansas City, Kan./Mo.	1902-1954, 2011-
Laredo, Texas	2012-2016
Lincoln, Neb.	2006-
Louisville, Ky.	1902-1962, 1982-1997
Milwaukee, Wis.	1902-1952, 2019-
Minneapolis, Minn.	1902-1960
Nashville, Tenn.	1985-1997
New Orleans, La.	1977, 1993-1997
Oklahoma City, Okla.	1962, 1969-1997
Omaha, Neb.	1955-59, 1961-62, 1969-1997
Pensacola, Fla.	2006-2010
Rosemont, Ill.	2018-
St. Joseph, Mo.	2006-2007
St. Paul, Minn.	1902-1960, 2006-
Shreveport, La.	2006-2011
Sioux City, Iowa	2006-
Sioux Falls, S.D.	2006-
Springfield, Ill.	1978-1981
Toledo, Ohio	1902-1913, 1916-1955
Tulsa, Okla.	1969-1976
Wichita, Kan.	1956-1958, 1970-1984, 2008-2018
Winnipeg, Manitoba	2011-

CLEBURNE RAILROADERS

2018 Record: 33-66, 5th place, South

1906 Brazzle Boulevard

Cleburne, TX 76033

Phone: (210) 845-2797.

Web: RailroaderBaseball.com.

Twitter: @CRRBaseball.

Facebook.com/CleburneRailroaderBaseball.



FRONT OFFICE

President/Co-Owner: John Junker.

Dir., Business Ops: Bill Adams.

Dir., Corp. Sales: Jennifer Forester.

Community/Groups: Janice Nickell.

Production Mgr.: Hayden Walraven.

Ticket Office Manager: Patty Hicks.

Facilities Manager: Jon Stark.

Corporate Sales Executives: Melissa Wilson, Jason Poole.

FIELD STAFF

Manager: Brent Clevlen.

Pitching Coach: Mike Jeffcoat.

Hitting Coach: John Rodriguez.

GAME-DAY INFORMATION

Stadium: The Depot at Cleburne Station.

Year Constructed: 2017.

Capacity: 3,750.

Outfield Dimensions: 355-429-355.

Broadcaster: Brad Allred and Denning Gerig.


Games Broadcast: All.

Outlet: KOME 95.3-FM.

Webcast: railroaderbaseball.com.

Visiting Club Hotel: Holiday Inn Express & Suites, 1800 W. Henderson Street, Cleburne, TX 76033. **Telephone:** (817) 641-5300.

FIELD MANAGER - BRENT CLEVLLEN



Former major-leaguer Brent Clevlen joins the Railroaders after spending his first season as a manager with the Wichita Wingnuts in 2018, leading the team to the league's third-best record.

The Austin, Texas, native spent 16 seasons as a professional player, rapping over 1,700 career hits. He spent six of his last seven professional seasons as a player with the Wingnuts, becoming the franchise's career leader in virtually every offensive category. In 398 games, Clevlen amassed 513 hits, including 131 doubles and 71 home runs, driving in 312 runs while scoring

315 of his own. Each mark tops the Wingnuts' all-time leaderboard.

Clevlen was originally drafted out of high school by the Detroit Tigers in the 2nd round of the 2002 MLB draft. He spent four years in the Tigers' minor-league system before making his MLB debut in 2006, homering twice in his third game with Detroit. The outfielder ultimately appeared in 59 major league games, recording 18 total hits for the Tigers and the Atlanta Braves.

Managerial History

Year	Club	League	Affiliate	Level	Record	Finish	Playoffs
2018	Wichita	Amer. Assoc.	--	Ind.	61-39	3rd/12	--

2019 SCHEDULE

Standard home game times:

Monday-Saturday 7:06, Sunday 6:05.

Exceptions:

Wednesday, May 22: 1:05.

Sunday, July 21: 1:05.

May

Thu 16 - Sun 19	Sioux Falls
Mon 20 - Wed 22	Winnipeg
Thu 23 - Sun 26	@ Lincoln
Tue 28 - Thu 30	Fargo
Fri 31	St. Paul

June

Sat 1 - Sun 2	St. Paul
Tue 4 - Thu 6	@ Sioux Falls
Fri 7 - Sun 9	@ Winnipeg
Tue 11 - Thu 13	Kansas City
Fri 14 - Mon 17	Sioux City
Tue 18 - Thu 20	Texas
Fri 21 - Sun 23	@ Kansas City
Tue 25 - Thu 27	Lincoln
Fri 28 - Sun 30	@ Texas

July

Mon 1	@ Texas
Tue 2 - Thu 4	Chicago
Fri 5 - Sun 7	Gary
Tue 9 - Thu 11	@ Milwaukee
Fri 12 - Sun 14	@ Gary
Tue 16 - Thu 18	Lincoln
Fri 19 - Sun 21	Milwaukee
Wed 24 - Fri 16	@ St. Paul
Sat 27 - Mon 29	@ Chicago
Wed 31	@ Texas

August

Thu 1 - Fri 2	@ Texas
Sat 3 - Mon 5	Sioux Falls
Tue 6 - Thu 8	Kansas City
Fri 9 - Sun 11	@ Sioux City
Mon 12 - Wed 14	@ Kansas City
Thu 15 - Sat 17	Sioux City
Sun 18 - Tue 20	@ Sioux Falls
Wed 21 - Fri 23	@ Sioux City
Sat 24 - Mon 26	Texas
Wed 28 - Fri 30	@ Lincoln
Sat 31	@ Fargo

September

Sun 1 - Mon 2	@ Fargo
---------------	---------

CLEBURNE INDEPENDENT YEARLY RESULTS

Year	League	W	L	Pct.	Place	Attendance	Manager
2017	Amer. Assoc.	47	53	.470	8th (12)	103,264	Gabe Suarez
2018	Amer. Assoc.	33	66	.333	11th (12)	64,226	Shelby Ford

CLEBURNE RAILROADERS

2018 CLEBURNE RAILROADERS STATISTICS

vs. Chicago: 3-3

vs. Fargo-Moorhead: 4-2

vs. Gary SouthShore: 0-7

vs. Kansas City: 2-9

vs. Lincoln: 4-8

vs. St. Paul: 2-4

vs. Sioux City: 2-10

vs. Sioux Falls: 1-4

vs. Texas: 7-5

vs. Wichita: 4-12

vs. Winnipeg: 4-2

Player	POS	AVG	G	AB	R	H	2B	3B	HR	RBI	BB	HBP	SO	SB	CS	DP	E
Byrd, Justin	LF	.235	9	34	6	8	1	0	0	2	6	0	7	3	0	0	1
Clanin, Hunter	RF	.286	25	98	14	28	5	1	2	16	11	0	13	4	4	0	4
Clarke, Chevy	OF	.105	13	38	6	4	1	0	2	3	8	1	14	1	0	1	1
Dean, Jordan	IF	.167	13	48	4	8	0	1	0	2	2	0	9	1	1	0	3
Grant-Parks, Blake	C	.312	42	125	17	39	8	1	3	19	9	2	25	4	3	3	10
Gulino, Michael	C	.240	29	96	16	23	1	1	3	16	12	2	26	1	1	3	2
Gumbs, Angelo	IF	.276	59	225	21	62	6	2	4	21	11	1	44	6	4	6	7
Huth, K.C.	OF	.254	90	339	36	86	6	4	3	18	17	7	62	11	5	7	4
Irey, Quinn	C	.138	8	29	2	4	0	0	0	0	3	1	9	0	0	1	1
Johnson, Alex	OF	.194	13	36	1	7	3	0	0	5	0	0	8	0	1	3	0
Kimbell, Breshon	C	.000	1	1	0	0	0	0	0	0	0	0	1	0	0	0	0
Ludden, Paul	C	.088	13	34	5	3	0	0	0	2	9	4	15	0	0	0	2
Menken, John	OF	.162	26	68	9	11	0	0	2	6	12	3	27	2	0	1	0
Monger, Cameron	OF	.229	89	310	49	71	16	2	12	40	28	13	136	20	3	3	3
Pair, Michael	C	.250	13	40	4	10	3	0	0	5	5	2	13	0	0	0	1
Palmeiro, Patrick	IF	.255	97	377	36	96	18	1	9	48	26	3	115	1	1	8	10
Palmeiro, Rafael	IF	.301	31	103	10	31	2	0	6	21	20	2	25	0	1	1	0
Polston, Alex	IF	.176	83	278	24	49	5	1	1	20	28	1	74	5	4	8	9
Rosa, Angel	IF	.251	52	211	45	53	12	2	14	36	19	5	48	8	3	4	10
Scott, Levi	1B	.270	95	356	52	96	23	0	15	55	52	2	128	1	1	5	9
Sealey, Trevor	IF	.267	85	330	56	88	16	1	6	30	29	7	53	9	3	1	7
Shomon, Derek	C	.286	2	7	1	2	0	0	0	1	1	0	4	0	0	0	0
Simpson, Chase	IF	.284	26	88	11	25	7	0	2	9	24	1	23	5	0	2	6
Simpson, Jake	C	.189	12	37	2	7	1	0	0	1	4	1	15	0	1	1	3
Williams, Dustin	3B	.185	8	27	6	5	1	1	1	7	7	0	13	0	0	0	2

Pitcher	G	GS	CG	IP	H	R	ER	BB	SO	W	L	SV	2B	3B	ERA
Blackwell, Shawn	50	0	0	62.1	57	27	26	18	62	5	6	13	10	2	3.75
Cox, Cortland	16	0	0	18.0	25	11	10	7	21	3	0	1	4	0	5.00
Dally, Jeff	5	0	0	3.1	6	4	4	5	6	0	1	0	0	0	10.80
Deshazier, Torey	3	0	0	2.1	5	4	3	1	4	0	0	0	1	0	11.57
Gomez, Roman	30	6	0	67.1	81	43	42	26	47	0	7	0	22	3	5.61
Gunn, Michael	22	14	1	87.0	100	63	55	53	61	3	8	0	17	5	5.69
Hayes, John	11	0	0	10.2	16	15	13	11	12	0	3	0	1	0	10.97
Hodges, Josh	21	13	0	86.2	109	65	55	33	55	5	6	0	22	2	5.71
Mathis, Will	43	2	0	75.0	77	47	41	34	68	0	4	0	15	2	4.92
Mincey, Patrick	20	20	1	120.2	161	83	75	30	70	3	9	0	28	6	5.59
Mortensen, Jared	17	16	1	110.0	100	55	49	47	96	4	5	0	18	3	4.01
Mouzakes, Dylan	16	15	0	80.0	95	51	43	31	71	2	6	0	20	1	4.84
Sanchez, Jesus	25	3	0	44.0	46	20	18	11	49	2	3	0	7	3	3.68
Williams, James	2	2	0	12.0	9	3	1	6	10	0	0	0	3	0	0.75
Wilson, Tyler	16	0	0	21.0	18	10	9	13	35	2	2	1	3	0	3.86
Young, Patrick	31	8	0	63.0	54	49	43	57	68	3	6	1	12	3	6.14

All-Time AA Home-Road Record

Year	Home Record	Pct.	Road Record	Pct.
2017	30-30	.500	17-23	.425
2018	21-30	.412	12-36	.250
All-Time	51-60	.460	29-59	.330

CLEBURNE INDEPENDENT BASEBALL RECORDS

Batting Average

1. Mitch Glasser, 2017	.282
2. Levi Scott, 2018	.270
3. Maikol Gonzalez, 2017	.268
4. Trevor Sealey, 2018	.267
5. Geraldo Valentin, 2017	.263

Runs Scored

1. Mitch Glasser, 2017	70
2. Maikol Gonzalez, 2017	63
3. Trevor Sealey, 2018	56
4. Levi Scott, 2018	52
5. Cameron Monger, 2018	49

Hits

1. Maikol Gonzalez, 2017	102
2. Mitch Glasser, 2017	98
Geraldo Valentin, 2017	98
4. Patrick Palmeiro, 2018	96
Levi Scott, 2018	96

Doubles

1. Levi Scott, 2018	23
2. Geraldo Valentin, 2017	22
3. Patrick Palmeiro, 2018	18
4. Cameron Monger, 2018	16
Trevor Sealey, 2018	16

Triples

1. K.C. Huth, 2017	4
Nick Van Stratten, 2017	4
3. K.C. Huth, 2018	3
Mitch Glasser, 2017	3
5. Angelo Gumbs, 2018	2
Cameron Monger, 2018	2
Angel Rosa, 2018	2
Alex Polston, 2017	2

Home Runs

1. Levi Scott, 2018	15
2. Angel Rosa, 2018	14
3. Cameron Monger, 2018	12
4. Patrick Palmeiro, 2018	9
5. Rafael Palmeiro, 2018	6
Trevor Sealey, 2018	6

RBI

1. Geraldo Valentin, 2017	69
2. Levi Scott, 2018	55
3. Patrick Palmeiro, 2018	48
4. Cameron Monger, 2018	40
5. K.C. Huth, 2017	38

Stolen Bases

1. Maikol Gonzalez, 2017	30
2. Cameron Monger, 2018	20
3. Mitch Glasser, 2017	18
4. Axel Johnson, 2017	12
5. K.C. Huth, 2018	11
K.C. Huth, 2017	11

ERA

1. Patrick Mincey, 2017	3.33
2. A. Rodriguez, 2017	3.39
3. Dylan Mouzakes, 2017	4.39
4. J. Mortensen, 2018	4.60
5. D. Mouzakes, 2018	4.83

Wins

1. Patrick Mincey, 2017	10
2. Shawn Blackwell, 2018	5
Josh Hodges, 2018	5
A. Rodriguez, 2017	5
Dylan Mouzakes, 2017	5

Losses

1. Patrick Mincey, 2018	9
2. Michael Gunn, 2018	8
Patrick Mincey, 2017	8
4. Roman Gomez, 2018	7
Alberto Rodriguez, 2017	7

Saves

1. Winston Abreu, 2017	25
2. Shawn Blackwell, 2018	13
3. Cortland Cox, 2018	1
Tyler Wilson, 2018	1
Patrick Young, 2018	1

Games Pitched

1. Shawn Blackwell, 2018	50
2. Will Mathis, 2018	43
3. Winston Abreu, 2017	40
4. Cortland Cox, 2017	37
5. Casey Upperman, 2017	35

Innings Pitched

1. Patrick Mincey, 2017	138.0
2. P. Mincey, 2018	120.2
3. A. Rodriguez, 2017	98.1
4. Michael Gunn, 2018	87.0
5. Josh Hodges, 2018	86.2

Walks

1. Patrick Young, 2018	57
2. Michael Gunn, 2018	53
3. A. Rodriguez, 2017	51
4. J. Mortensen, 2018	47
5. Dylan Mouzakes, 2017	37

Strikeouts

1. J. Mortensen, 2018	96
1. A. Rodriguez, 2017	95
2. Patrick Mincey, 2017	81
4. Dylan Mouzakes, 2018	71
3. Dylan Mouzakes, 2017	71

All-time AA record - 2 seasons, 80-119, .402 winning pct.

Opponent	Record	Pct.	Opponent	Record	Pct.	Opponent	Record	Pct.
Chicago	3-3	.500	Lincoln	10-17	.370	Sioux Falls	2-9	.182
Fargo	4-8	.333	St. Paul	6-7	.462	Texas	19-10	.655
Gary	1-9	.100	Salina	13-7	.650	Wichita	8-21	.276
Kansas City	4-13	.235	Sioux City	4-11	.267	Winnipeg	6-4	.600

FARGO-MOORHEAD REDHAWKS

2018 Results: 51-49, 3rd place, North

1515 15th Avenue North, Fargo, ND 58102.

Phone: (701) 235-6161. **Fax:** (701) 297-9247.

Web: FMRedhawks.com.

Twitter: @FMRedhawks.

Facebook.com/FMRedhawks.



FRONT OFFICE

Operated by: Fargo Baseball, LLC.

Chairman of the Board: Bruce Thom.

President/CEO: Brad Thom.

General Manager: Matt Rau.

Assistant G.M.: Karl Hoium.

Dir., Communications: Chad Ekren.

Dir., Ticket Operations: Isaac Olson.

Director, Stadium Ops: Michael Stark.

Dir., Food and Beverage: Derek Wang.

Group Sales: Cole Milberger.

FIELD STAFF

Manager: Jim Bennett.

Coaches: Chris Coste, Robbie Lopez, Anthony Renz.

GAME-DAY INFORMATION

Stadium: Newman Outdoor Field.

Year Constructed: 1996. **Capacity:** 4,172.

Outfield Dimensions: 314-408-318.

Visiting Club Hotel: Holiday Inn, 3803 13th Avenue South, Fargo, ND 58103.

Phone: (701) 277-7312. **Fax:** (701) 281-9729. **Web:** FargoHI.com.

Broadcasters: Jack Michaels, Brad Anderson.

Games Broadcast: All.

Outlets: KVOX-740 AM/740thefan.com.

FIELD MANAGER - JIM BENNETT



Bennett was named the RedHawks manager on March 20th, 2019 and is the third manager in franchise history.

Signed by the Seattle Mariners in 1988, the California native pitched in the Mariners' and San Diego Padres' organizations for three years, reaching the High-A level. His pitching career ended in 1991 as he played for Fiorentina in Italy's Serie A2, going 5-3 with a 1.23 ERA.

Bennett began his coaching career in 1992 and spent the next 16 seasons coaching in the California/Anaheim Angels, Oakland Athletics, Colorado Rockies, San Diego Padres and San Francisco Giants organizations. He returned to the bench with the Perth Heat in the

2014-2015 Australian Baseball League. In 2015, Bennett was named as the pitching/bench coach for the Brisbane Bandits, who have won the last four ABL Championships. Recently, he was named the pitching coach for the Australian National Team.

Managerial History

Year	Club	League	Affiliate	Level	Record	Finish	Playoffs
First season as manager							

PLAYOFF HISTORY

Year	Round	Opponent	Result	Year	Round	Opponent	Result
1996	Semis	Winnipeg	W 2-1	2005	Semis	Lincoln	W 3-1
	Finals	St. Paul	L 3-0		Finals	Gary	L 3-2
1997	Semis	Winnipeg	L 3-2	2006	Semis	Winnipeg	W 3-2
1998	Semis	Winnipeg	W 3-1		Finals	Gary	W 3-1
	Finals	St. Paul	W 3-0	2007	Semis	Calgary	L 3-0
1999	Quarters	Schaumburg	W 3-0		2008	Semis	Kansas City
	Semis	Winnipeg	L 3-0	2009	Semis	Winnipeg	W 3-2
2000	Quarters	Winnipeg	W 3-0		Finals	Gary	W 3-1
	Semis	Duluth-Superior	L 3-0	2010	Semis	Gary	W 3-0
2001	Quarters	Winnipeg	L 3-2		Finals	Kansas City	W 3-0
	2003	Semis	Schaumburg	W 3-2	2012	Semis	Winnipeg
Finals		Winnipeg	W 3-1	2013		Semis	Gary
2004	Semis	St. Paul	L 3-1				

2019 SCHEDULE

Standard home game times:

Mon-Tue-Wed-Fri 7:02, Thu 12:30, Sat 6:00,
Sun 1:00.

Exceptions:

Monday, May 21: 6:00.

Tuesday, May 22: 6:00.

Wednesday, May 23: 11:00 a.m.

Thursday, July 4: 2:00.

Saturday, July 13: 2:00.

Sunday, July 21: 6:00.

Thursday, August 15: 7:02.

Saturday, August 17: 2:00.

Sunday, August 18: 6:00.

Saturday, August 31: 7:02.

Monday, September 2: 1:00.

May

Fri 17 - Sun 19 @ Kansas City

Mon 20 - Thu 23 Milwaukee

Fri 24 - Sun 26 Texas

Mon 27 @ Kansas City

Tue 28 - Thu 30 @ Cleburne

Fri 31 @ Texas

June

Sat 1 - Sun 2 @ Texas

Mon 3 - Wed 5 Lincoln

Fri 7 - Sun 9 @ Sioux City

Tue 11 - Thu 13 @ St. Paul

Fri 14 - Sun 16 @ Chicago

Tue 18 - Thu 20 Gary

Fri 21 - Sun 23 Chicago

Mon 24 - Thu 27 @ Sioux Falls

Fri 28 - Sun 30 St. Paul

July

Mon 1 - Wed 3 @ Winnipeg

Thu 4 Lincoln

Fri 5 - Sun 7 Milwaukee

Tue 9 - Thu 11 Sioux City

Fri 12 - Sat 13 Lincoln

Mon 15 - Thu 18 @ Gary

Fri 19 - Sun 21 St. Paul

Wed 24 - Fri 26 @ Lincoln

Sat 27 - Sun 28 @ Winnipeg

Tue 30 - Wed 31 Chicago

August

Thu 1 Chicago

Fri 2 - Mon 5 Winnipeg

Tue 6 - Thu 8 @ Gary

Fri 9 - Sun 11 @ Chicago

Mon 12 - Wed 14 @ Milwaukee

Thu 15 - Sat 17 Sioux Falls

Sun 18 - Tue 20 Gary

Wed 21 - Fri 23 @ Milwaukee

Sat 24 - Mon 26 Winnipeg

Wed 28 - Fri 30 @ St. Paul

Sat 31 Cleburne

September

Sun 1 - Mon 2 Cleburne

FARGO-MOORHEAD INDEPENDENT YEARLY RESULTS

Year	League	W	L	Pct.	Place	Attendance	Manager
1996	Northern	53	31	.631	1st (8)	155,052	Doug Simunic
1997	Northern	47	37	.560	3rd (8)	179,880	Doug Simunic
1998	Northern	64	21	.753	1st (8)	182,938	Doug Simunic
1999	Northern	50	35	.588	2nd (8)	179,919	Doug Simunic
2000	Northern	53	33	.616	1st (8)	175,818	Doug Simunic
2001	Northern	51	39	.567	4th (8)	185,288	Doug Simunic
2002	Northern	52	37	.584	4th (10)	193,364	Doug Simunic
2003	Northern	62	28	.689	1st (10)	178,370	Doug Simunic
2004	Northern	55	41	.573	4th (10)	179,665	Doug Simunic
2005	Northern	68	27	.716	1st (12)	181,829	Doug Simunic
2006	Northern	63	33	.656	1st (8)	171,877	Doug Simunic
2007	Northern	57	38	.600	2nd (8)	170,122	Doug Simunic
2008	Northern	62	34	.646	1st (6)	177,900	Doug Simunic
2009	Northern	53	42	.558	3rd (6)	181,872	Doug Simunic
2010	Northern	61	39	.610	1st (8)	181,145	Doug Simunic
2011	American Association	44	56	.440	T-11th (14)	175,918	Doug Simunic
2012	American Association	65	35	.650	1st (13)	187,438	Doug Simunic
2013	American Association	62	38	.620	2nd (13)	186,091	Doug Simunic
2014	American Association	43	56	.434	9th (12)	186,306	Doug Simunic
2015	American Association	44	56	.440	10th (13)	187,099	Doug Simunic
2016	American Association	52	48	.520	T-6th (12)	180,345	Doug Simunic
2017	American Association	57	43	.570	T-4th (12)	176,086	D. Simunic/M. Schlact
2018	American Association	51	49	.510	7th (12)	166,717	Michael Schlact

FARGO-MOORHEAD REDHAWKS

2018 FARGO-MOORHEAD REDHAWKS STATISTICS

vs. Chicago: 4-8

vs. Lincoln: 3-3

vs. Texas: 5-1

vs. Cleburne: 2-4

vs. St. Paul: 7-5

vs. Wichita: 3-3

vs. Gary SouthShore: 3-10

vs. Sioux City: 3-3

vs. Winnipeg: 9-4

vs. Kansas City: 4-2

vs. Sioux Falls: 8-6

Player	POS	AVG	G	AB	R	H	2B	3B	HR	RBI	BB	HBP	SO	SB	CS	DP	E
Ahart, Devin	OF	.295	99	387	61	114	13	4	11	48	38	2	61	10	7	7	2
Almenzar, Michael	1B	.000	4	15	1	0	0	0	0	0	1	0	4	0	0	0	0
Colwell, Tim	OF	.320	83	325	47	104	15	4	3	41	22	0	42	24	10	6	5
De La Cruz, Keury	OF	.275	84	335	36	92	18	2	15	58	33	0	65	3	5	9	0
DeLuca, Joe	C	.170	15	47	5	8	0	0	1	2	4	1	17	3	0	0	0
Fox, Derrick	IF	.214	49	117	17	25	4	1	0	9	8	0	26	3	1	2	6
Gonzalez, Maikol	IF	.282	97	341	45	96	11	0	5	37	47	2	41	11	4	12	8
Irey, Quinn	C	.208	26	72	8	15	2	0	1	7	4	0	16	1	1	2	3
Jacobs, Chris	IF	.337	52	193	31	65	12	0	12	42	17	4	52	0	0	4	6
Medina, Yhoxian	IF	.293	79	276	33	81	16	1	1	29	7	5	39	8	4	5	11
Mendonca, Tommy	IF	.273	31	110	14	30	5	1	3	12	7	5	21	1	0	1	7
Metzger, Brennan	OF	.282	95	355	76	100	29	2	9	38	62	8	77	12	5	11	2
Oduber, Randolph	OF	.250	21	80	15	20	2	0	1	7	4	1	19	2	2	3	0
Pina, Leobaldo	IF	.319	96	367	46	117	28	4	8	56	26	5	71	3	4	10	11
Valerio, Charlie	C	.258	82	318	45	82	15	1	12	46	21	2	64	0	1	5	10
Vieth, Jake	1B	.242	10	33	5	8	1	0	0	2	4	1	6	0	0	1	1
Zimmerman, Steve	C	.170	20	53	6	9	4	0	0	5	12	2	17	1	0	2	3

Pitcher	G	GS	CG	IP	H	R	ER	BB	SO	W	L	SV	2B	3B	ERA
Almarante, Jose	2	2	0	6.2	14	11	11	4	3	0	0	0	2	3	14.85
Ballew, Travis	49	0	0	63.0	57	33	28	32	54	5	3	1	14	1	4.00
Barker, Brandon	12	12	0	68.2	86	41	37	15	54	3	6	0	10	0	4.85
Broussard, Geoff	23	0	0	27.0	23	10	8	7	27	0	1	5	3	0	2.67
Brown, D.J.	20	20	1	122.2	133	60	55	39	70	9	3	0	20	3	4.04
Croce, Kellen	4	0	0	4.0	5	4	3	0	4	0	0	0	0	0	6.75
Ernst, David	1	0	0	1.0	1	1	1	0	0	0	0	0	0	0	9.00
Gracesqui, F.	2	0	0	0.2	5	7	7	3	0	0	0	0	0	0	94.50
Gregory, Reese	24	5	1	74.2	92	44	36	10	35	3	5	0	12	0	4.34
Herr, Tyler	3	0	0	3.0	2	5	2	8	3	0	0	0	0	0	6.00
Kessay, Sebastian	12	12	0	69.2	57	22	19	34	66	4	3	0	3	1	2.46
McCurry, Randy	36	0	0	37.1	33	17	14	19	44	3	3	17	6	1	3.38
McNutt, Trey	20	20	1	121.0	121	70	70	43	130	7	8	0	17	3	5.21
Nivar, Jose	9	0	0	10.1	10	6	5	3	12	0	1	0	0	0	4.36
Pacillo, Anthony	44	0	0	30.1	33	16	14	19	30	1	0	1	3	2	4.15
Perez, Pete	5	0	0	7.2	10	7	6	2	8	0	2	0	2	1	7.04
Solomon, Will	19	19	2	114.0	127	56	53	39	58	10	7	0	17	3	4.18
Tamburino, Michael	6	6	0	31.2	36	18	18	11	32	2	2	0	4	1	5.12
Waite, Benji	25	4	0	57.1	59	29	25	18	35	4	4	1	7	0	3.92
Woeck, Andrew	22	0	0	25.0	20	6	4	13	31	0	1	1	0	0	1.44

All-Time AA Home-Road Record

Year	Home Record	Pct.	Road Record	Pct.
2011	30-20	.600	14-36	.280
2012	32-18	.640	33-17	.660
2013	32-18	.640	30-20	.600
2014	24-26	.480	19-30	.388
2015	22-28	.440	22-28	.440
2016	30-20	.600	22-28	.440
2017	27-26	.509	30-17	.638
2018	26-23	.531	25-26	.490
All-Time	223-179	.555	195-202	.491

FARGO-MOORHEAD INDEPENDENT BASEBALL RECORDS

Batting Average

1. Ruben Salazar, 2008	.378
2. Joe Mathis, 2006	.359
3. Darryl Motley, 1996	.346
4. J. Piepkorn, 2009	.339
5. Richard Austin, 2005	.337

Runs Scored

1. Zach Penprase, 2009	100
2. Zach Penprase, 2012	95
Joe Mathis, 2006	95
4. Chad Akers, 1996	84
5. Johnny Knott, 1996	82
Bryon Jeffcoat, 2004	82

Hits

1. Joe Mathis, 2006	142
2. Keury De La Cruz, 2016	137
3. Mike Coles, 2010	131
4. Nic Jackson, 2012	125
5. J. Piepkorn, 2009	123
Carlo Cota, 2008	123

Doubles

1. Joe Mathis, 2006	42
2. C.J. Retherford, 2014	40
3. Chad Mozingo, 2015	34
4. Keury De La Cruz, 2016	32
Carlo Cota, 2011	32

Triples

1. Joe Mathis, 2003	9
2. Ryan Pineda, 2016	8
Justin Justice, 2009	8
Joe Mathis, 2007	8
5. Joe Mathis, 2004	7

Home Runs

1. J. Hoorelbeke, 2010	29
2. Darryl Motley, 1996	26
3. Clyde Williams, 2005	24
4. Ricky Freeman, 2000	23
5. Eric Campbell, 2010	22
Darryl Motley, 1997	22

RBI

1. Darryl Motley, 1996	103
2. Nic Jackson, 2009	97
3. Nic Jackson, 2012	89
4. Ryan Delgado, 2012	86
5. Ricky Freeman, 2000	83

Stolen Bases

1. Zach Penprase, 2012	47
2. Zach Penprase, 2009	45
3. Zach Penprase, 2010	41
4. Zach Penprase, 2013	40
Jason Fitzgerald, 2004	40

ERA

1. C. Hoorelbeke, 2010	1.84
2. Jeff Bittiger, 1998	1.94
3. Tyler Alexander, 2017	2.06
4. Taft Cable, 2005	2.30
5. J. Fletschock, 2002	2.42

Wins

1. Brandon Culp, 2005	14
2. Dane Renkert, 2007	13
Joe Sergent, 2005	13
4. Tyler Alexander, 2016	12
Tyler Herron, 2012	12
Jeff Bittiger, 1998	12

Losses

1. Jake Laber, 2014	11
Taylor Stanton, 2014	11
3. Brandon Mann, 2015	10
4. Trey McNutt, 2018	8
Justin Fletschock, 2001	8

Saves

1. Tom Boleska, 2012	29
2. George Schmidt, 2000	23
3. Nate Cotton, 2008	22
Nate Cotton, 2007	22
5. S. Montgomery, 2002	19

Games Pitched

1. Joe Harris, 2013	53
2. C. Hoorelbeke, 2010	52
3. Travis Ballew, 2018	49
4. Kevin Fuqua, 2012	47
5. Tom Boleska, 2012	46
Adam Rowe, 2007	46
Brian Hewitt, 2006	46
Mel Spivey, 2005	46

Innings Pitched

1. T. Alexander, 2017	148.0
2. Brandon Mann, 2015	143.2
3. T. Alexander, 2016	143.1
4. Jake Laber, 2011	139.1
5. Gino Caruso, 1997	133.1

Walks

1. Brett Lawson, 2008	71
2. Brian Ernst, 2014	68
Tim Smith, 1997	68
4. Tyler Herron, 2015	64
Jeff Isom, 1997	64

Strikeouts

1. Tyler Alexander, 2017	167
2. Brandon Mann, 2015	157
3. Tyler Alexander, 2016	156
4. Gino Caruso, 1997	132
5. Trey McNutt, 2018	130

All-time AA record - 8 seasons, 418-381, .523 winning pct.

Opponent	Record	Pct.	Opponent	Record	Pct.	Opponent	Record	Pct.
Amarillo	7-5	.583	Lincoln	39-25	.609	Salina	3-0	1.000
Chicago	4-8	.333	Newark	3-0	1.000	Sioux City	43-32	.575
Cleburne	8-4	.667	New Jersey	7-5	.583	Sioux Falls	62-37	.626
El Paso	5-2	.714	Ottawa	2-1	.667	Texas/G.P.	15-8	.652
Gary	32-49	.395	Quebec	1-2	.333	Trois-Rivieres	3-3	.500
Joplin	2-5	.286	Rockland	8-8	.500	Wichita	17-30	.362
Kansas City	40-27	.597	St. Paul	44-56	.440	Winnipeg	62-57	.521
Laredo	7-15	.318						

GARY SOUTHSORE RAILCATS

2018 Results: 59-41, T-1st place, North

Mailing Address: 1 Stadium Plaza, Gary, IN 46402.

Stadium: 1 Pennsylvania Ave., Gary, IN 46402.

Phone: (219) 882-2255. **Fax:** (219) 882-2259.

Web: RailCatsBaseball.com. **Twitter:** @RailCats.

Facebook.com/RailCat.



FRONT OFFICE

Owner: Pat Salvi.

CEO: Lindy Salvi.

President, Salvi Sports: Brian Lyter

General Manager: Brian Flenner.

Dir., Operations: Noah Simmons.

Director, Marketing: David Kerr.

Director, Sales: Dan Faulkner.

Community/Promotions: Ashley Nysten.

Box Office Manager: Hisham Abad.

Marketing Consultant: Renee Connelly.

FIELD STAFF

Manager: Greg Tagert.

Pitching Coach: Alain Quijano.

GAME-DAY INFORMATION

Stadium: U.S. Steel Yard.

Year Constructed: 2002. **Capacity:** 6,139.

Outfield Dimensions: 320-400-335.

Visiting Club Hotel: Country Inn & Suites, 1630 Olmsted Drive, Portage, IN 46368.

Phone: (219) 764-0021.

Broadcaster: Jared Shlensky.

Games Broadcast: All.

Outlets: WEFM 95.9-FM.

FIELD MANAGER - GREG TAGERT



A four-time Manager of the Year and three-time league champion, Greg Tagert returns for his 15th year with Gary SouthShore in 2019. It also marks his 24rd season managing in independent baseball.

Tagert, 51, arrived in Gary in 2005. His impact was immediate as the RailCats reached the playoffs in his first six years in the league.

Originally from Vacaville, Calif., Tagert worked as a pitching coach for the U. of New Mexico in 1988 and an associate scout for the Detroit Tigers in 1993-94.

Managerial History

Year	Club	League	Affiliate	Level	Record	Finish	Playoffs
1995	Ohio Valley	Frontier	--	Ind.	36-34	5th (8)	
1996	Brainerd	Prairie	--	Ind.	7-9	(team folded)	
1997	Evansville	Frontier	--	Ind.	46-33	2nd (8)	Lost Finals
1998	Evansville	Frontier	--	Ind.	43-36	4th (8)	Lost Semis
1999	Evansville	Frontier	--	Ind.	43-41	T-3rd (10)	Lost Semis
2000	Evansville	Frontier	--	Ind.	45-38	4th (10)	Lost Finals
2001	Dubois County	Frontier	--	Ind.	48-36	3rd (12)	Lost Semis
2002	Dubois County	Frontier	--	Ind.	52-32	3rd (12)	Lost Semis
2003	Kenosha	Frontier	--	Ind.	47-42	7th (12)	
2004	Ozark	Frontier	--	Ind.	52-44	6th (12)	
2005	Gary	Northern	--	Ind.	54-42	3rd (12)	Lg. Champions
2006	Gary	Northern	--	Ind.	51-46	3rd (8)	Lost Finals
2007	Gary	Northern	--	Ind.	58-38	1st (8)	Lg. Champions
2008	Gary	Northern	--	Ind.	56-40	2nd (6)	Lost Finals
2009	Gary	Northern	--	Ind.	57-39	1st (6)	Lost Finals
2010	Gary	Northern	--	Ind.	52-48	4th (8)	Lost Semis
2011	Gary	Amer. Assoc.	--	Ind.	54-46	5th (14)	
2012	Gary	Amer. Assoc.	--	Ind.	50-50	8th (13)	
2013	Gary	Amer. Assoc.	--	Ind.	58-41	3rd (13)	Lg. Champions
2014	Gary	Amer. Assoc.	--	Ind.	53-47	5th (12)	
2015	Gary	Amer. Assoc.	--	Ind.	45-55	T-9th (13)	
2016	Gary	Amer. Assoc.	--	Ind.	52-48	T-6th (12)	
2017	Gary	Amer. Assoc.	--	Ind.	57-43	T-4th (12)	Lost Semis
2018	Gary	Amer. Assoc.	--	Ind.	59-41	T-4th (12)	Lost Semis

2019 SCHEDULE

Standard home game times:

Mon-Tue-Thu-Fri 7:10, Wed 6:45,
Sat 6:10, Sun 2:10.

Exceptions:

Saturday, May 25: 3:10.
Sunday, May 26: 6:10.
Wednesday, June 12: 12:10.
Tuesday, July 16: 12:10.
Wednesday, July 31: 12:10.
Saturday, August 31: 4:10.
Sunday, September 1: 6:10.
Monday, September 2: 1:10.

May

Fri 17 - Sun 19 @ Chicago
Tue 21 - Thu 23 **Sioux City**
Fri 24 - Sun 26 **Sioux Falls**
Tue 28 - Thu 30 @ Winnipeg
Fri 31 @ Kansas City

June

Sat 1 - Sun 2 @ Kansas City
Mon 3 - Thu 6 **Chicago**
Fri 7 - Sun 9 @ Sioux Falls
Tue 11 - Thu 13 **Winnipeg**
Fri 14 - Sun 16 **St. Paul**
Tue 18 - Thu 20 @ Fargo
Fri 21 - Sun 23 @ St. Paul
Mon 24 - Thu 27 @ Milwaukee
Fri 28 - Sun 30 **Kansas City**

July

Tue 2 - Thu 4 @ Texas
Fri 5 - Sun 7 @ Cleburne
T 9 - W 10 (DH) - T 11 @ Chicago
Fri 12 - Sun 14 **Cleburne**
Mon 15 - Thu 18 **Fargo**
Fri 19 - Sun 21 **Chicago**
Wed 24 - Fri 26 @ Sioux City
Sat 27 - Mon 29 @ Milwaukee
Tue 30 - Wed 31 **Winnipeg**

August

Thu 1 **Winnipeg**
Fri 2 - Sun 4 **Milwaukee**
Tue 6 - Thu 8 **Fargo**
Fri 9 - Sun 11 @ St. Paul
Mon 12 - Wed 14 **Texas**
Thu 15 - Sat 17 **Milwaukee**
Sun 18 - Tue 20 @ Fargo
Wed 21 - Fri 23 **St. Paul**
Sat 24 - Mon 26 @ Lincoln
Tue 27 - Thu 29 @ Winnipeg
Sat 31 **Lincoln**

September

Sun 1 - Mon 2 **Lincoln**

GARY SOUTHSORE INDEPENDENT YEARLY RESULTS

Year	League	W	L	Pct.	Place	Attendance	Manager
2002	Northern	35	55	.389	10th (10)	(road team)	Joe Calfapietra
2003	Northern	36	54	.400	9th (10)	140,310	Garry Templeton
2004	Northern	31	65	.323	10th (10)	147,801	Garry Templeton
2005	Northern	54	42	.563	3rd (12)	151,850	Greg Tagert
2006	Northern	51	46	.526	3rd (8)	163,133	Greg Tagert
2007	Northern	58	38	.604	1st (8)	166,338	Greg Tagert
2008	Northern	56	40	.583	2nd (6)	159,586	Greg Tagert
2009	Northern	57	39	.594	1st (6)	166,334	Greg Tagert
2010	Northern	52	48	.520	4th (8)	166,366	Greg Tagert
2011	Amer. Assoc.	54	46	.540	5th (14)	157,676	Greg Tagert
2012	Amer. Assoc.	50	50	.500	8th (13)	159,837	Greg Tagert
2013	Amer. Assoc.	58	41	.586	3rd (13)	165,024	Greg Tagert
2014	Amer. Assoc.	53	47	.530	5th (12)	164,286	Greg Tagert
2015	Amer. Assoc.	45	55	.450	T-8th (13)	165,306	Greg Tagert
2016	Amer. Assoc.	52	48	.520	T-6th (12)	163,519	Greg Tagert
2017	Amer. Assoc.	57	43	.570	T-4th (12)	181,612	Greg Tagert
2018	Amer. Assoc.	59	41	.590	T-4th (12)	167,152	Greg Tagert

PLAYOFF HISTORY

Year	Round	Opponent	Result	Year	Round	Opponent	Result
2005	Semis	St. Paul	W 3-2	2009	Semis	Kansas City	W 3-2
	Finals	Fargo	W 3-2		Finals	Fargo	L 3-1
2006	Semis	Schaumburg	W 3-2	2010	Semis	Fargo	L 3-0
	Finals	Fargo	L 3-1	2013	Semis	Fargo	W 3-1
2007	Semis	Winnipeg	W 3-2	Finals	Wichita	W 3-1	
	Finals	Calgary	W 3-2	2017	Semis	Winnipeg	L 3-0
2008	Semis	Winnipeg	W 3-1	2018	Semis	St. Paul	L 3-1
	Finals	Kansas City	L 3-1				

GARY SOUTHSORE RAILCATS

2018 GARY SOUTHSORE RAILCATS STATISTICS

vs. Chicago: 9-6

vs. Lincoln: 2-4

vs. Texas: 2-3

vs. Cleburne: 7-0

vs. St. Paul: 7-6

vs. Wichita: 3-2

vs. Fargo-Moorhead: 10-3

vs. Sioux City: 1-5

vs. Winnipeg: 7-5

vs. Kansas City: 3-3

vs. Sioux Falls: 8-4

Player	POS	AVG	G	AB	R	H	2B	3B	HR	RBI	BB	HBP	SO	SB	CS	DP	E
Bono, Christoph	OF	.121	30	58	5	7	3	0	0	2	5	3	20	0	1	0	0
Carey, D.K.	OF	.311	80	257	38	80	17	1	3	38	33	3	62	8	3	9	3
Copeland, Garrett	IF	.193	66	197	27	38	7	2	3	20	29	3	67	3	2	3	9
Cortez, Sonny	OF	.000	2	2	0	0	0	0	0	0	0	0	1	1	0	0	0
Crosby, Alex	IF	.249	90	349	51	87	11	1	6	36	32	7	36	8	5	9	2
DeJesus, Andy	IF	.290	78	293	32	85	9	2	1	39	13	1	55	11	10	6	11
Fabio, Cole	IF	.252	77	250	31	63	13	1	0	31	27	2	54	12	3	3	8
Gimenez, Wilfredo	C	.255	62	220	23	56	12	0	3	27	14	0	41	2	0	11	8
Glasser, Mitch	IF	.228	25	92	9	21	5	0	0	9	11	5	6	1	1	3	5
Huth, K.C.	OF	.241	8	29	4	7	1	0	1	4	2	1	9	0	0	0	0
Mitchell, Ronnie	OF	.316	34	133	14	42	7	3	1	21	9	1	22	2	1	2	1
Paz, Andy	C	.283	66	251	30	71	19	3	1	40	13	3	42	3	0	15	10
Price Jr., John	OF	.217	13	46	4	10	2	1	0	1	0	0	11	0	0	2	1
Pugh, Tillman	OF	.357	42	157	27	56	10	0	7	24	21	1	31	5	2	4	2
Santiesteban, R.	IF	.255	74	271	50	69	20	2	9	40	20	8	43	0	1	7	8
Savage, Will	IF	.309	45	136	24	42	7	1	1	16	15	4	26	4	2	2	6
Sneed, Jeffrey	C	.364	5	11	3	4	1	0	0	0	3	0	1	0	0	0	0
Willis, Colin	OF	.297	92	330	50	98	17	3	9	50	48	2	60	4	7	6	3
Wilson, Reggie	OF	.228	71	237	38	54	12	5	1	20	39	5	68	10	4	4	2

Pitcher	G	GS	CG	IP	H	R	ER	BB	SO	W	L	SV	2B	3B	ERA
Coursel, Robbie	5	0	0	6.2	12	7	7	3	9	0	0	0	3	0	9.45
Cruz, Edward	2	0	0	2.0	0	0	0	2	2	0	0	0	0	0	0.00
De Leon, Jorge	10	1	0	22.1	18	9	7	5	26	2	1	1	1	1	2.82
DiPasquale, Quinn	4	0	0	6.1	8	4	4	1	6	1	0	0	1	2	5.68
Fowler, Jack	33	0	0	43.1	44	22	20	10	39	1	1	1	7	2	4.15
Gunn, Alex	19	19	1	114.2	133	67	59	23	73	8	6	0	23	3	4.63
Herstine, Christian	4	0	0	2.2	1	0	0	0	3	0	0	1	0	0	0.00
Holcombe, Jeremy	4	0	0	6.2	6	6	6	6	2	1	1	0	0	0	8.10
Jenkins, Brendan	9	0	0	12.0	17	11	8	4	5	2	1	0	4	0	6.00
Kubo, Yasutomo	3	2	0	6.2	9	3	3	1	4	0	0	0	1	0	4.05
Liguori, Lars	20	13	1	94.2	117	51	37	16	45	4	7	0	24	2	3.52
McKenzie, Jeff	24	20	3	137.2	161	73	69	23	69	6	9	1	37	2	4.51
Minor, Daniel	15	15	2	97.0	87	30	27	19	77	11	2	0	18	2	2.51
Myers, Sam	2	1	0	5.0	9	6	6	3	3	0	0	0	1	0	10.80
Perez, Gabe	24	10	0	70.0	46	27	25	33	59	5	1	5	14	0	3.21
Plaza, Scott	5	1	0	14.0	9	3	2	2	10	2	0	0	1	1	1.29
Powell, Chris	6	0	0	8.1	20	10	10	3	6	1	1	0	2	0	10.80
Quintana, Adam	31	0	0	44.2	33	12	10	15	60	2	2	12	8	1	2.02
Samuel, Mario	7	1	0	11.2	8	2	2	4	11	2	0	0	3	0	1.54
Sanderlin, Peyton	2	2	0	12.1	10	2	2	2	8	2	0	0	6	0	1.46
Smith, Myles	33	0	0	46.1	33	7	7	15	51	4	1	4	2	1	1.36
Steele, Keaton	29	10	0	78.1	81	30	29	25	38	4	6	0	8	5	3.33
Weaver, Chuck	3	3	0	12.2	16	7	7	6	12	0	1	0	3	2	4.97
Wright, Austin	4	2	0	19.2	19	10	8	6	22	1	1	0	2	0	3.66

All-Time AA Home-Road Record

Year	Home Record	Pct.	Road Record	Pct.
2011	32-18	.640	22-28	.440
2012	28-22	.560	22-28	.440
2013	32-18	.640	26-23	.531
2014	25-25	.500	28-22	.560
2015	23-27	.460	22-28	.440
2016	27-23	.540	25-25	.500
2017	29-25	.537	28-18	.609
2018	30-20	.600	29-21	.580
All-Time	226-178	.559	202-193	.511

GARY SOUTHSORE INDEPENDENT BASEBALL RECORDS

Batting Average

1. T. Townsend, 2008	.371
2. F. Matos, 2002	.362
3. Drew Martinez, 2014	.358
4. Brad Boyer, 2011	.348
5. Mike Massaro, 2011	.344

Runs Scored

1. Daniel Pulfer, 2014	88
2. Mike Massaro, 2012	76
3. Adam Klein, 2011	75
4. Adam Klein, 2012	72
5. Rob Marconi, 2008	71

Hits

1. Drew Martinez, 2014	153
2. Mike Massaro, 2011	142
3. Mike Massaro, 2012	135
4. Daniel Pulfer, 2014	126
5. Brad Boyer, 2011	123

Doubles

1. Mike Rohde, 2011	32
2. Mike Massaro, 2011	28
Mike Massaro, 2009	28
4. T. Townsend, 2007	27
5. Louis Ott, 2010	26
Jay Pecci, 2008	26
T. Townsend, 2008	26

Triples

1. Mike Massaro, 2013	17
2. Mike Massaro, 2011	16
3. Mike Massaro, 2012	12
4. Anthony Iapocce, 2005	9
5. Jon Jones, 2015	8
Drew Martinez, 2014	8
Brad Boyer, 2011	8

Home Runs

1. Cristian Guerrero, 2010	19
2. Cristian Guerrero, 2008	16
3. J. Swinton, 2002	15
4. T. Townsend, 2008	14
5. W. Chamberlain, 2003	13

RBI

1. T. Townsend, 2008	84
2. Cristian Guerrero, 2011	82
3. Brad Boyer, 2011	68
4. Steve Haake, 2009	67
5. Frank Martinez, 2017	66
Mike Massaro, 2011	66
W. Chamberlain, 2003	66

Stolen Bases

1. Billy Brown, 2003	32
2. Adam Klein, 2012	30
David Cooper, 2012	30
4. Adam Klein, 2010	29
5. Chase Harris, 2017	27

ERA

1. Tony Cogan, 2008	2.08
2. Willie Glen, 2010	2.39
3. Cody Fisher, 2005	2.50
4. Travis Kerber, 2006	2.78
5. Jeremy Plexico, 2008	2.79

Wins

1. Charle Rosario, 2015	12
Alain Quijano, 2013	12
Willie Glen, 2007	12
Josh Habel, 2007	12
Jason Shelley, 2006	12

Losses

1. Tony O'Donnell, 2004	11
Graham Mazur, 2002	11
3. Seven tied with	9

Saves

1. Tony Cogan, 2007	25
2. Andy Shipman, 2010	21
3. Andy Loomis, 2015	19
4. Derek Lopez, 2005	17
5. Andy Shipman, 2009	13

Games Pitched

1. Kris Regas, 2006	56
2. Brandon Higelin, 2008	50
3. Will Krout, 2011	49
4. Tony Cogan, 2007	46
5. Ian Durham, 2013	43
Aaron Cook, 2010	43
Andy Shipman, 2010	43
Byron Embry, 2002	43

Innings Pitched

1. Charle Rosario, 2016	155.1
2. Josh Habel, 2007	155.0
3. Jason Shelley, 2006	153.2
4. Alex Gunn, 2017	152.2
5. Tony Cogan, 2009	150.0
J. Bennett, 2005	150.0

Walks

1. Scott Shaw, 2011	62
2. Willie Glen, 2006	60
3. Jason Shelley, 2006	51
4. Drew Dickinson, 2008	50
5. Morgan Coombs, 2014	48

Strikeouts

1. Willie Glen, 2007	162
2. Jason Shelley, 2006	145
3. Willie Glen, 2006	122
4. Charle Rosario, 2016	120
5. Josh Habel, 2006	112

All-time AA record - 8 seasons, 428-371, .536 winning pct.

Opponent	Record	Pct.	Opponent	Record	Pct.	Opponent	Record	Pct.
Amarillo	6-6	.500	Laredo	7-9	.438	Salina	6-1	.857
Chicago	9-6	.600	Lincoln	40-37	.520	Shreveport	6-3	.667
Cleburne	9-1	.900	Newark	3-1	.750	Sioux City	39-52	.429
El Paso	4-2	.667	New Jersey	4-4	.500	Sioux Falls	46-40	.575
Fargo	49-32	.605	Ottawa	3-0	1.000	Sussex County	1-2	.333
Fort Worth	3-0	1.000	Quebec	4-5	.444	Texas/G.P.	15-10	.600
Joplin	11-3	.786	Rockland	0-3	.000	Wichita	27-29	.482
Kansas City	49-37	.570	St. Paul	45-46	.495	Winnipeg	41-37	.526

KANSAS CITY T-BONES

2018 Results: 62-37, 2nd place, South - League Champions

1800 Village West Parkway

Kansas City, KS 66111

Phone: (913) 328-2255. **Fax:** (913) 328-5652.

Web: TBonesBaseball.com.

Twitter: @TBonesBaseball.

Facebook.com/TBonesBaseball.



FRONT OFFICE

Owner: John Ehlert.

President: Adam Ehlert.

VP/General Manager: Chris Browne.

VP, Corporate/Sales: Scott Steckly.

Director, Mktg./Promos: Morgan Kolenda.

Dir., Ticket Sales/Merchandise: Kacy Muller.

Director, Group Sales: Nick Restivo.

Dir., Stadium Operations: Kyle Disney.

Head Groundskeeper: Nathan Miller.

FIELD STAFF

Manager: Joe Calfapietra.

Coaches: Bill Sobbe, Frank White.

Clubhouse Manager: John West.

GAME-DAY INFORMATION

Stadium: T-Bones Stadium.

Year Built: 2003. **Capacity:** 6,270.


Outfield Dimensions: 300-396-328.

Broadcaster: Dan Vaughan.

Games Broadcast: All.

Outlet: mixlr.com/t-bones-baseball.

FIELD MANAGER - JOE CALFAPIETRA



2018 American Association Manager of the Year Joe Calfapietra begins his third season with the T-Bones after leading the team to a league championship and a five-game improvement in 2018, marking the first back-to-back winning seasons in franchise history.

Prior to Kansas City, Calfapietra spent the previous 14 seasons with the New Jersey Jackals of the Can-Am League. The league's 2012 and 2009 Manager of the Year, he led the Jackals to a 728-595 (.550) record and six appearances in the league championship series.

In 2002, he piloted Gary of the Northern League, where he earned Manager of the Year honors.

Managerial History

Year	Club	League	Affiliate	Level	Record	Finish	Playoffs
2000	Allentown	Northern	--	Ind.	41-43	5th/8	Lost Semis
2001	Allentown	Northern	--	Ind.	43-47	5th/6	
2002	Gary	Northern	--	Ind.	35-55	10th/10	
2003	New Jersey	Northeast	--	Ind.	52-37	1st/8	Lost Semis
2004	New Jersey	Northeast	--	Ind.	54-39	4th/8	Lg.Champions
2005	New Jersey	Can-Am	--	Ind.	48-44	5th/8	
2006	New Jersey	Can-Am	--	Ind.	43-48	5th/8	
2007	New Jersey	Can-Am	--	Ind.	49-44	4th/10	Lost Semis
2008	New Jersey	Can-Am	--	Ind.	43-51	6th/8	
2009	New Jersey	Can-Am	--	Ind.	55-39	2nd/8	Lost Semis
2010	New Jersey	Can-Am	--	Ind.	42-50	4th/6	Lost Semis
2011	New Jersey	Can-Am	--	Ind.	57-36	2nd/8	Lost Finals
2012	New Jersey	Can-Am	--	Ind.	59-41	2nd/5	Lost Finals
2013	New Jersey	Can-Am	--	Ind.	55-44	2nd/5	Lost Finals
2014	New Jersey	Can-Am	--	Ind.	55-41	2nd/4	Lost Finals
2015	New Jersey	Can-Am	--	Ind.	54-43	3rd/6	Lost Finals
2016	New Jersey	Can-Am	--	Ind.	62-38	1st/6	Lost Semis
2017	Kansas City	Amer. Assoc.	--	Ind.	57-43	T-4th/12	
2018	Kansas City	Amer. Assoc.	--	Ind.	62-37	2nd/12	Lg. Champions

2019 SCHEDULE

Standard home game times:

Monday-Saturday 7:05, Sunday 1:05.

Exceptions:

Wednesday, June 19: 11:05 a.m.

Thursday, August 22: 11:05 a.m.

Sunday, September 1: 7:05.

Monday, September 2: 1:05.

May

Fri 17 - Sun 19	Fargo
Mon 20 - Wed 22	Lincoln
Fri 24 - Sun 26	@ Winnipeg
Mon 27	Fargo
Tue 28 - Thu 30	Milwaukee
Fri 31	Gary

June

Sat 1 - Sun 2	Gary
Mon 3 - Thu 6	@ Milwaukee*
Fri 7 - Sun 9	Chicago
Tue 11 - Thu 13	@ Cleburne
Fri 14 - Sun 16 (DH)	@ Texas
Tue 18 - Thu 20	Sioux City
Fri 21 - Sun 23	Cleburne
Mon 24 - Thu 27	@ Chicago
Fri 28 - Sun 30	@ Gary

July

Tue 2 - Thu 4	Sioux Falls
Fri 5 - Sun 7	@ Lincoln
Tue 9 - Thu 11	St. Paul
Fri 12 - Sun 14	Texas
Tue 16 - Thu 18	@ St. Paul
Fri 19 - Sun 21	Winnipeg
Wed 24 - Fri 26	@ Sioux Falls
Sat 27 - Mon 29	@ St. Paul
Tue 30 - Wed 31	Sioux Falls

August

Thu 1	Sioux Falls
Fri 2 - Sun 4	@ Lincoln
Tue 6 - Thu 8	@ Cleburne
Fri 9 - Sun 11	Texas
Mon 12 - Wed 14	Cleburne
Fri 16 - Sat 17	@ Texas
Sun 18 - Tue 20	@ Sioux City
Wed 21 - Fri 23	Lincoln
Sat 24 - Mon 26	@ Sioux City
Tue 27 - Thu 29	@ Texas
Fri 30 - Sat 31	Sioux City

September

Sun 1 - Mon 2	Sioux City
----------------------	-------------------

* - Games played at Kokomo, Ind.

KANSAS CITY INDEPENDENT YEARLY RESULTS

Year	League	W	L	Pct.	Place	Attendance	Manager
2003	Northern	43	46	.483	5th (10)	204,198	Al Gallagher
2004	Northern	48	48	.500	7th (10)	238,745	Al Gallagher
2005	Northern	45	49	.479	8th (12)	244,414	Al Gallagher
2006	Northern	45	51	.469	5th (8)	269,205	Al Gallagher
2007	Northern	44	52	.458	6th (8)	289,165	Andy McCauley
2008	Northern	46	50	.479	4th (6)	280,795	Andy McCauley
2009	Northern	46	50	.479	4th (6)	245,625	Andy McCauley
2010	Northern	58	42	.580	2nd (8)	264,368	Tim Doherty
2011	Amer. Assoc.	48	52	.480	T-9th (14)	261,115	Tim Doherty
2012	Amer. Assoc.	51	49	.510	7th (13)	260,620	Kenny Hook
2013	Amer. Assoc.	40	60	.400	11th (13)	265,596	Kenny Hook
2014	Amer. Assoc.	48	52	.480	T-6th (12)	248,989	John Massarelli
2015	Amer. Assoc.	49	50	.495	6th (12)	232,068	John Massarelli
2016	Amer. Assoc.	42	58	.420	9th (12)	213,165	John Massarelli
2017	Amer. Assoc.	57	43	.570	T-4th (12)	211,599	Joe Calfapietra
2018	Amer. Assoc.	62	37	.626	2nd (12)	189,981	Joe Calfapietra

PLAYOFF HISTORY

Year	Round	Opponent	Result	Year	Round	Opponent	Result
2004	Semis	Schaumburg	L 3-2	2010	Semis	Joliet	W 3-2
2008	Semis	Fargo	W 3-0		Finals	Fargo	L 3-0
	Finals	Gary	W 3-2	2018	Semis	Sioux City	W 3-2
2009	Semis	Gary	L 3-2		Finals	St. Paul	W 3-1

KANSAS CITY T-BONES

2018 KANSAS CITY T-BONES STATISTICS

vs. Chicago: 5-1

vs. Cleburne: 9-2

vs. Fargo-Moorhead: 2-4

vs. Gary SouthShore: 3-3

vs. Lincoln: 10-2

vs. St. Paul: 1-6

vs. Sioux City: 7-8

vs. Sioux Falls: 5-1

vs. Texas: 9-3

vs. Wichita: 6-6

vs. Winnipeg: 5-1

Player	POS	AVG	G	AB	R	H	2B	3B	HR	RBI	BB	HBP	SO	SB	CS	DP	E
Brett, Ryan	IF	.336	27	113	24	38	9	1	0	9	16	0	12	7	0	4	3
Cunningham, Todd	OF	.333	83	318	71	106	26	5	4	47	57	6	46	17	2	8	0
Curcio, Keith	OF	.306	94	353	57	108	22	1	11	57	31	4	48	20	6	4	6
Davis, Johnny	OF	.273	11	55	4	15	1	2	0	8	1	0	12	6	3	0	0
Davis, Mason	IF	.319	63	260	46	83	14	2	9	31	10	2	41	26	4	12	6
Edgerton, Jordan	IF	.222	9	36	4	8	2	0	0	0	2	0	10	0	0	0	3
Featherston, Taylor	IF	.202	25	99	17	20	4	2	5	15	10	2	31	2	1	1	4
Hayes, Danny	IF	.200	10	35	3	7	2	0	1	2	5	0	14	0	0	0	0
Kjerstad, Dexter	OF	.247	58	215	30	53	6	1	4	30	18	5	43	8	3	4	2
Lago, Alay	OF	.283	37	145	17	41	10	0	2	19	8	2	20	3	2	4	1
Moon, Logan	OF	.232	19	69	5	16	2	0	0	1	5	0	23	0	1	1	3
Nieto, Adrian	C	.313	81	291	40	91	15	0	6	44	34	1	40	3	1	9	9
Pennell, Tucker	C	.267	53	180	14	48	5	0	2	21	15	4	33	0	1	6	3
Perio Jr., Noah	IF	.297	52	209	31	62	12	1	8	57	21	1	32	3	0	7	3
Phillips, Anthony	IF	.300	15	50	13	15	1	1	1	6	6	3	9	1	1	2	5
Rosa, Angel	IF	.229	28	105	11	24	5	0	2	13	9	2	32	6	1	1	6
Tice, Dylan	IF	.331	68	275	55	91	17	1	1	16	41	7	41	12	2	8	8
Torres, Nick	OF	.329	55	231	40	76	20	2	5	43	20	3	63	2	1	7	4
Towey, Cal	OF	.341	23	85	16	29	8	1	3	18	9	2	26	1	1	1	0
Walker, Adam	OF	.182	3	11	2	2	1	0	0	0	1	0	5	0	0	0	0
Walsh, Colin	IF	.268	45	164	34	44	7	1	8	31	41	1	41	4	2	4	3
Walters, Zach	IF	.279	46	190	29	53	8	2	6	34	10	0	34	0	0	5	4

Pitcher	G	GS	CG	IP	H	R	ER	BB	SO	W	L	SV	2B	3B	ERA
Adkins, Hunter	22	16	1	98.2	104	54	50	44	75	6	7	1	20	1	4.56
Aquino, Justin	4	3	0	15.0	20	10	10	5	5	0	1	0	2	0	6.00
Astin, Barrett	19	18	0	102.1	119	73	66	35	69	10	3	0	20	1	5.81
Bleday, Adam	10	5	0	30.0	31	17	15	14	30	2	1	0	8	0	4.50
Buckelew, James	6	4	0	18.2	24	16	14	13	17	2	1	1	2	1	6.75
Calvano, Robert	6	0	0	7.0	6	6	6	6	6	0	1	1	0	0	7.71
Carroll, Scott	5	5	0	29.2	22	7	7	4	21	3	0	0	4	0	2.12
Collier, Tommy	20	20	0	133.0	120	51	46	22	140	12	3	0	19	1	3.11
Crescentini, Marcus	25	0	0	27.1	11	4	4	17	36	5	0	1	3	0	1.32
Diaz, Carlos	18	0	0	18.2	10	3	1	12	27	1	2	9	1	0	0.48
Dickson, Cody	1	1	0	3.0	4	1	1	0	3	0	0	0	1	0	3.00
Estevez, Wirkin	1	1	0	6.0	9	2	1	1	1	0	0	0	0	0	1.50
Eusebio, Julio	7	0	0	6.2	4	5	4	7	3	0	1	0	2	0	5.40
Filomeno, Joe	35	0	0	41.1	24	12	6	10	48	4	2	1	3	0	1.31
Gracesqui, F.	24	1	0	31.1	25	27	20	28	36	1	2	2	4	1	5.75
Hardman, Ian	2	0	0	1.2	0	0	0	4	2	0	0	0	0	0	0.00
Hill, Kevin	21	0	0	23.0	22	11	11	7	20	1	1	1	6	0	4.30
Irvine, Lucas	15	15	0	85.2	110	62	57	20	48	5	4	0	17	4	5.99
Lee, Nick	17	0	0	19.1	20	7	7	13	21	1	2	0	4	0	3.26
Lowery, Jackson	32	0	0	45.1	32	16	16	24	56	1	0	0	6	1	3.18
Mazzoccoli, Pasquale	27	3	0	53.2	54	28	27	35	46	4	2	2	13	1	4.53
Mortensen, Jared	4	4	0	22.0	30	15	15	9	26	0	1	0	5	0	6.14
Paula, Luis	3	3	0	14.2	11	9	6	1	4	1	1	0	1	1	3.68
Street, Sam	19	0	0	22.1	18	10	10	8	20	0	1	1	2	1	4.03
Winiarski, Cody	31	0	0	32.0	28	8	6	9	43	3	1	12	5	0	1.69

All-Time AA Home-Road Record

Year	Home Record	Pct.	Road Record	Pct.
2011	24-26	.480	24-26	.480
2012	25-25	.500	26-24	.520
2013	19-31	.380	21-29	.420
2014	29-22	.569	19-30	.388
2015	23-29	.442	26-21	.553
2016	24-26	.480	18-32	.360
2017	31-22	.585	26-21	.553
2018	32-17	.653	30-20	.600
All-Time	207-198	.511	190-203	.485

KANSAS CITY INDEPENDENT BASEBALL RECORDS

Batting Average

1. Eddie Pearson, 2003	.369
2. Ray Brown, 2004	.362
3. Greg Jacobs, 2005	.348
4. Rob Watson, 2008	.344
5. Rob Watson, 2007	.343

Runs Scored

1. Rick Prieto, 2004	97
2. Keanon Simon, 2011	86
3. J. Blackwood, 2010	82
Ray Sadler, 2010	82
5. Damian Rolls, 2009	81

Hits

1. J. Blackwood, 2010	141
2. Mario Delgado, 2007	136
3. Rob Watson, 2007	132
4. Keanon Simon, 2011	131
Ray Brown, 2004	131

Doubles

1. Ray Brown, 2004	36
2. Matt Padgett, 2013	33
3. Mario Delgado, 2007	32
4. Keanon Simon, 2011	30
5. T.J. Mittelstaedt, 2014	29
Jim Fasano, 2008	29
Rob Watson, 2007	29

Triples

1. Keanon Simon, 2011	16
2. David Espinosa, 2014	10
Rick Prieto, 2004	10
4. Rick Prieto, 2003	7
5. Keanon Simon, 2010	6
Jack Jones, 2004	6

Home Runs

1. J. Blackwood, 2010	31
2. Eddie Pearson, 2004	30
3. Kevin Keyes, 2017	24
Ryan Fox, 2009	24
5. Ray Sadler, 2010	23

RBI

1. Ray Sadler, 2011	100
2. Eddie Pearson, 2004	94
3. J. Blackwood, 2010	86
4. Ray Brown, 2004	85
5. Jim Fasano, 2008	84

Stolen Bases

1. Bryan Sabatella, 2014	40
2. A. Eggleston, 2008	36
3. Keanon Simon, 2010	31
4. Kennard Jones, 2013	28
5. Mason Davis, 2018	26

ERA

1. Lucas Irvine, 2012	2.58
2. Jon McDonald, 2005	2.76
3. Mike Kickham, 2016	2.82
4. Scott Carroll, 2017	2.93
5. Lucas Irvine, 2013	2.96
Greg Bicknell, 2005	2.96

Wins

1. Greg Bicknell, 2005	16
2. Jonathan Krysa, 2006	13
Greg Bicknell, 2004	13
4. Tommy Collier, 2018	12
5. Andrew Cruse, 2010	11
Cody McAllister, 2010	11

Losses

1. Greg Bicknell, 2006	13
2. Jonathan Krysa, 2005	12
3. Josh Rainwater, 2012	11
4. Several tied with	10

Saves

1. Kris Regas, 2014	22
2. Cody Winiarski, 2017	21
3. F. Hernandez, 2015	20
David Trahan, 2008	20
5. D.J. Johnson, 2003	17

Games Pitched

1. Brady Martinez, 2008	48
2. Cody Winiarski, 2017	47
Kris Regas, 2014	47
Jose Jimenez, 2013	47
5. Matt Schweitzer, 2007	46

Innings Pitched

1. Greg Bicknell, 2005	167.1
2. Jonathan Krysa, 2004	165.1
3. Greg Bicknell, 2006	164.2
4. Jonathan Krysa, 2006	161.1
5. Brian Grening, 2012	146.1

Walks

1. A. Boughner, 2008	74
2. Kenny Durost, 2007	69
3. Kenny Durost, 2008	67
4. Jonathan Krysa, 2004	55
5. Chris Perry, 2017	54

Strikeouts

1. Tommy Collier, 2018	140
2. Jonathan Krysa, 2004	139
3. Jonathan Krysa, 2005	130
4. Jonathan Krysa, 2006	129
5. Gabe Perez, 2017	114

All-time AA record - 8 seasons, 397-401, .498 winning pct.

Opponent	Record	Pct.	Opponent	Record	Pct.	Opponent	Record	Pct.
Amarillo	23-17	.575	Laredo	21-31	.404	Sioux City	37-41	.474
Chicago	5-1	.833	Lincoln	45-38	.542	Sioux Falls	31-17	.646
Cleburne	13-4	.765	Newark	3-3	.500	Texas/G.P.	35-28	.556
El Paso	11-6	.647	New Jersey	3-4	.429	Trois-Rivieres	2-1	.667
Fargo	27-40	.403	Quebec	1-2	.333	Wichita	34-50	.405
Fort Worth	1-2	.333	Rockland	6-3	.667	Winnipeg	21-25	.457
Gary	37-49	.430	St. Paul	24-28	.462	Worcester	2-1	.667
Joplin	10-10	.500	Salina	6-1	.857			

LINCOLN SALTDogs

2018 Results: 51-48, 4th place, South

403 Line Drive Circle, Suite A,
Lincoln, NE 68508.

Phone: (402) 474-2255. **Fax:** (402) 474-2254.

Web: Saltdogs.com.

Twitter: @Saltdogsball.

Facebook.com/Saltdogs.



FRONT OFFICE

Chairman: Jim Abel.

President/GM: Charlie Meyer.

Director, Marketing: Brett Beer.

Director, Sales: Steve Zoucha.

Director, Stadium Ops: Dave Aschwege.

Ass't Director, Stadium Ops: Dan Busch.

Manager, Ticket Sales: Colter Clarke.

Group Sales Executive: Daniel Thomas.

Mgr., Video Production: Cade McFadden.

Director, Promotions: Alex Hanus.

Office Manager: Kaydra Brodine.

Turf Manager: Jeremy Johnson.

Assistant Turf Manager: Jen Roeber.

FIELD STAFF

Manager: Bobby Brown.

Trainer: Matt Honerman.

Coaches: Dan Reichert.

GAME-DAY INFORMATION

Stadium: Haymarket Park.

Broadcaster: Michael Dixon.

Year Built: 2001. **Capacity:** 4,500.

Games Broadcast: All.

Outfield Dimensions: 335-403-325.

Outlets: KLMS-1480 and ESPN-101.5.

Visiting Club Hotel: Graduate Lincoln, 141 N. 9th Street, Lincoln, NE 68508.

Phone: (402) 475-4017. **Web:** GraduateHotels.com/Lincoln.

FIELD MANAGER - BOBBY BROWN



2017 Manager of the Year Bobby Brown enters his fourth season as the manager of the Saltdogs after leading the club to its third straight winning season in 2018. Previously, Brown spent three seasons managing the Amarillo Sox/Thunderheads of the American Association. Under Brown's leadership, Amarillo sold five players to MLB organization from 2013-15, with two of them, OF David Peralta and LHP John Holdzkom, reaching the major leagues.

A native of Van Nuys, Calif., Brown played eight seasons professionally, including two with the Sioux City Explorers (2004-05) and two with the Winnipeg Goldeyes (2001-02) when both teams were in the Northern League. He played collegiately at the University of Oklahoma, and was the left fielder for the Sooners' 1995 squad which reached the College World Series.

Managerial History

Year	Club	League	Affiliate	Level	Record	Finish	Playoffs
2010	Las Cruces	Continental		Ind.	32-15	T-1st (4)	
2012	Abilene	United		Ind.	34-53	5th (6)	
2013	Amarillo	Amer. Assoc.		Ind.	52-48	7th (13)	
2014	Amarillo	Amer. Assoc.		Ind.	37-62	11th (12)	
2015	Amarillo	Amer. Assoc.		Ind.	45-55	T-9th (13)	
2016	Lincoln	Amer. Assoc.		Ind.	52-48	T-6th (12)	
2017	Lincoln	Amer. Assoc.		Ind.	58-41	3rd (12)	Lost Semis
2018	Lincoln	Amer. Assoc.		Ind.	51-48	6th (12)	

2019 SCHEDULE

Standard home game times:

Mon-Sat 7:05, Sunday 5:05.

Exceptions:

Monday, May 27: 5:05.

Tuesday, June 18: 12:05.

Monday, August 26: 11:00 a.m.

May

Thu 16 - Sun 19	@ Sioux City
Mon 20 - Wed 22	@ Kansas City
Thu 23 - Sun 26	Cleburne
Mon 27 - Wed 29	St. Paul
Fri 31	@ Milwaukee*

June

Sat 1 - Sun 2	@ Milwaukee*
Mon 3 - Wed 5	@ Fargo
Thu 6 - Sun 9	Texas
Mon 10 - Thu 13	@ Sioux City
Fri 14 - Sun 16	@ Sioux Falls
Tue 18 - Thu 20	Milwaukee
Fri 21 - Sun 23	Texas
Tue 25 - Thu 27	@ Cleburne
Fri 28 - Sun 30	Sioux City

* - Game played at Kokomo, Ind.

July

Mon 1 - Wed 3	@ St. Paul
Thu 4	@ Fargo
Fri 5 - Sun 7	Kansas City
Tue 9 - Thu 11	Winnipeg
Fri 12 - Sat 13	@ Fargo
Tue 16 - Thu 18	@ Cleburne
Fri 19 - Sun 21	@ Texas
Wed 24 - Fri 26	Fargo
Sat 27 - Mon 29	@ Sioux Falls
Tue 30 - Wed 31	Sioux City

August

Thu 1	Sioux City
Fri 2 - Sun 4	Kansas City
Tue 6 - Thu 8	@ Winnipeg
Fri 9 - Sun 11	Sioux City
Mon 12 - Wed 14	Chicago
Thu 15 - Sat 17	St. Paul
Sun 18 - Tue 20	@ Texas
Wed 21 - Fri 23	@ Kansas City
Sat 24 - Mon 26	Gary
Wed 28 - Fri 30	Cleburne
Sat 31	@ Gary

September

Sun 1 - Mon 2	@ Gary
---------------	--------

LINCOLN INDEPENDENT YEARLY RESULTS

Year	League	W	L	Pct.	Place	Attendance	Manager
2001	Northern	52	38	.578	T-2nd (8)	240,022	Kash Beauchamp/ Les Lancaster
2002	Northern	55	36	.604	2nd (10)	247,471	Les Lancaster
2003	Northern	41	49	.456	6th (10)	214,839	Tim Johnson
2004	Northern	49	47	.510	5th (10)	204,354	Tim Johnson
2005	Northern	52	44	.542	4th (12)	207,744	Tim Johnson
2006	Amer. Assoc.	65	31	.677	1st (10)	190,873	Tim Johnson
2007	Amer. Assoc.	57	36	.613	1st (10)	193,040	Tim Johnson
2008	Amer. Assoc.	50	45	.526	5th (10)	182,852	Tim Johnson
2009	Amer. Assoc.	49	47	.510	T-4th (10)	172,445	Marty Scott
2010	Amer. Assoc.	51	45	.531	3rd (10)	163,676	Marty Scott
2011	Amer. Assoc.	51	48	.515	6th (14)	157,647	Marty Scott
2012	Amer. Assoc.	41	59	.410	13th (13)	160,986	Chris Miyake
2013	Amer. Assoc.	49	51	.490	8th (13)	177,982	Ken Oberkfell
2014	Amer. Assoc.	54	46	.540	4th (12)	166,503	Ken Oberkfell
2015	Amer. Assoc.	34	66	.340	12th (13)	171,605	Ken Oberkfell
2016	Amer. Assoc.	52	48	.520	T-6th (12)	169,750	Bobby Brown
2017	Amer. Assoc.	58	41	.586	3rd (12)	172,712	Bobby Brown
2018	Amer. Assoc.	51	48	.515	6th (12)	160,124	Bobby Brown

PLAYOFF HISTORY

Year	Round	Opponent	Result	Year	Round	Opponent	Result
2001	Quarters	Sioux Falls	W 3-1	2009	Semis	Wichita	W 3-2
	Semis	Winnipeg	L 3-1		Finals	Pensacola	W 3-2
2002	Quarters	Winnipeg	L 3-2	2010	Semis	Sioux Falls	L 3-0
2005	Semis	Fargo	L 3-1	2014	Semis	Winnipeg	W 3-2
2006	Semis	St. Paul	L 3-1		Finals	Wichita	L 3-0
2007	Semis	St. Paul	L 3-0	2017	Semis	Wichita	L 3-0

LINCOLN SALTDogs

2018 LINCOLN SALTDogs STATISTICS

vs. Chicago: 4-1

vs. Cleburne: 8-4

vs. Fargo-Moorhead: 3-3

vs. Gary SouthShore: 4-2

vs. Kansas City: 2-10

vs. St. Paul: 3-3

vs. Sioux City: 2-11

vs. Sioux Falls: 3-3

vs. Texas: 10-4

vs. Wichita: 8-4

vs. Winnipeg: 4-3

Player	POS	AVG	G	AB	R	H	2B	3B	HR	RBI	BB	HBP	SO	SB	CS	DP	E
Bennett, T.J.	OF	.271	57	214	38	58	11	0	11	39	31	2	61	3	2	3	4
Glenn, Alex	OF	.202	32	109	15	22	6	0	4	16	12	3	30	7	0	2	2
Hart, Mike	OF	.273	5	11	3	3	0	0	0	0	3	1	5	0	0	1	0
Herrera, Daniel	C	.241	17	54	3	13	1	0	0	3	4	0	18	0	0	0	2
Hinshaw, Chad	OF	.184	34	114	21	21	3	4	1	12	24	1	36	4	2	6	0
Ibarra, Christian	IF	.299	89	345	76	103	15	0	20	64	62	8	68	2	0	8	14
Jacobs, Brandon	OF	.260	97	361	65	94	18	0	22	68	49	12	120	5	2	12	4
Johnson, Dan	IF	.250	23	72	6	18	2	0	1	9	10	1	16	0	0	5	0
Maggio, Nathaniel	IF	.257	47	179	19	46	13	0	2	15	15	2	47	0	1	6	2
Marin, Ivan	IF	.254	69	197	35	50	8	1	3	18	30	2	29	2	1	5	11
Moran, Joe	OF	.000	1	5	0	0	0	0	0	1	0	0	2	0	0	0	0
Obregon, Omar	IF	.316	11	38	6	12	2	0	0	1	2	0	7	0	0	0	0
Oduber, Randolph	OF	.346	69	269	45	93	24	1	7	50	25	4	51	4	2	9	5
Pritchard, Jackson	C	.000	1	2	0	0	0	0	0	0	0	0	1	0	0	0	0
Reyes, Angel	OF	.287	56	202	41	58	10	1	10	30	15	5	36	8	0	8	4
Ricardo, Dashenko	C	.269	73	253	29	68	13	0	5	35	13	2	65	0	0	8	3
Simpson, Chase	IF	.277	41	141	25	39	11	2	6	22	32	0	38	0	1	4	8
Smart, Jamey	1B	.222	16	45	2	10	2	0	0	4	6	1	10	0	0	0	0
Smith, Curt	IF	.315	92	365	53	115	21	5	18	74	26	5	51	2	0	8	2
Valera, Cesar	IF	.273	73	282	34	77	9	3	3	31	28	7	47	9	4	10	6
Whiting, Brant	C	.178	31	90	15	16	3	0	3	9	6	3	18	0	1	0	1

Pitcher	G	GS	CG	IP	H	R	ER	BB	SO	W	L	SV	2B	3B	ERA
Bircher, Joe	9	9	1	56.0	60	33	27	24	43	3	3	0	11	2	4.34
Bunda, J.R.	25	0	0	26.1	18	9	8	9	28	3	0	8	1	0	2.73
Cox, Cortland	18	0	0	24.0	25	14	14	11	16	1	1	1	6	2	5.25
Gordon, Derek	31	6	0	71.2	69	34	28	20	79	8	1	0	9	4	3.52
Herron, Tyler	12	10	0	66.1	87	56	54	14	61	4	5	0	17	3	7.33
Hohensee, Jake	22	0	0	30.0	31	19	15	17	26	0	3	1	9	1	4.50
Johnson, Dan	4	2	0	21.0	20	6	6	6	13	1	0	1	6	0	2.57
Jose, Jose	34	1	0	42.2	39	25	18	14	40	3	3	11	8	1	3.80
Kinman, Kyle	21	15	0	87.2	84	41	38	44	65	6	5	0	18	2	3.90
Kourtis, Dmitri	17	3	0	35.2	43	25	20	25	30	2	2	0	7	0	5.05
Kuzminsky, Scott	4	0	0	1.1	2	0	0	5	2	0	0	0	0	0	0.00
Loconsole, Brian	8	0	0	7.2	7	5	2	6	5	0	0	0	0	0	2.35
Lubking, Trevor	4	0	0	4.2	3	1	1	2	5	0	0	0	2	0	1.93
Martis, Shairon	25	2	0	41.1	41	23	23	17	32	3	5	0	7	2	5.01
O'Brien, Mikey	3	3	0	11.1	21	15	15	10	7	0	1	0	4	0	11.91
Robichaux, Austin	20	19	3	110.1	120	57	54	47	82	5	7	0	24	1	4.41
Smith, Brian	9	0	0	13.2	15	6	6	8	11	1	0	0	5	1	3.95
Sunnafrank, Dillon	1	0	0	1.0	1	3	2	0	1	0	0	0	0	0	18.00
Tamburino, Michael	14	14	1	85.0	88	43	40	18	71	5	5	0	21	2	4.24
Thoutt, Brad	10	6	0	30.2	36	22	20	18	21	3	1	0	3	4	5.87
Tilley, Leland	7	0	0	10.2	15	12	12	6	16	0	0	1	2	0	10.13
Wagman, Joey	1	1	0	4.1	6	3	3	2	4	0	0	0	1	0	6.23

All-Time AA Home-Road Record

Year	Home Record	Pct.	Road Record	Pct.
2006	35-13	.729	30-18	.625
2007	31-17	.646	26-19	.577
2008	27-21	.563	23-24	.489
2009	27-21	.563	22-26	.458
2010	28-20	.583	23-25	.479
2011	27-22	.551	24-26	.480
2012	24-26	.480	17-33	.340
2013	28-22	.560	21-29	.420
2014	28-23	.549	26-23	.531
2015	20-30	.400	14-36	.280
2016	25-25	.500	27-23	.540
2017	35-17	.673	23-24	.489
2018	28-22	.560	23-26	.469
All-Time	363-279	.565	309-332	.482

LINCOLN INDEPENDENT BASEBALL RECORDS

Batting Average

1. Blake Gailen, 2011	.406
2. Pichi Balet, 2006	.378
3. Evan Tartaglia, 2006	.352
Bryan Warner, 2005	.352
5. Seth Pietsch, 2007	.350

Runs Scored

1. Cory Harris, 2005	99
2. Bryan Warner, 2005	85
3. Dustin Delucchi, 2002	79
4. Rafael Alvarez, 2010	78
5. Chris Ibarra, 2018	76

Hits

1. Bryan Warner, 2005	143
2. Cory Harris, 2005	142
3. Pichi Balet, 2006	136
4. Bryan Warner, 2006	133
5. Seth Pietsch, 2007	129

Doubles

1. Cory Harris, 2005	40
2. Josh Patton, 2005	37
3. Seth Pietsch, 2007	31
4. Paul Powell, 2006	30
5. Rafael Alvarez, 2010	29
Albenis Machado, 2005	29
Bryan Warner, 2005	29

Triples

1. Matt Forgatch, 2015	8
2. Cesar Valera, 2017	7
Evan Tartaglia, 2006	7
4. Blake Gailen, 2011	6
Shawn McGill, 2008	6
Josh Patton, 2006	6

Home Runs

1. Ian Gac, 2014	27
2. Brandon Jacobs, 2008	22
Argelis Nunez, 2010	22
4. Phil Hawke, 2011	21
Cory Harris, 2010	21
Bryan Warner, 2005	21

RBI

1. Bryan Warner, 2005	104
2. Argelis Nunez, 2010	82
Pichi Balet, 2006	82
4. Bryan Warner, 2006	79
Pichi Balet, 2005	79

Stolen Bases

1. Dustin Delucchi, 2002	41
2. Josh Burrus, 2009	36
3. Matt Forgatch, 2014	35
4. Matt Forgatch, 2013	34
5. Evan Tartaglia, 2006	32

ERA

1. Clay Eason, 2001	1.70
2. Bennett Parry, 2017	1.92
3. Lindsey Caughel, 2016	2.09
4. Lindsay Gulin, 2006	2.10
5. Jeff Blitstein, 2006	2.31

Wins

1. Lindsay Gulin, 2006	13
2. Jarrett Gardner, 2008	11
3. Several tied with	10

Losses

1. Jesse Smith, 2015	10
2. Zach Varce, 2014	9
Mike Zipser, 2005	9
4. Shairon Martis, 2016	8
Kevin McGovern, 2015	8
Stephen Bougher, 2013	8
Justin Edwards, 2012	8
Thomas Palica, 2012	8

Saves

1. Marshall Schuler, 2014	34
2. R.J. Rodriguez, 2013	27
3. P.J. Zocchi, 2012	24
4. Evan Reed, 2016	22
Chris Weidert, 2002	22
Chris Weidert, 2001	22

Games Pitched

1. Marshall Schuler, 2014	50
2. Mick Pageler, 2003	48
3. Conor Spink, 2015	46
Adam Daniels, 2009	46
5. Mark Roberts, 2007	45
Matt Varner, 2007	45

Innings Pitched

1. B. Rodaway, 2005	147.0
2. Jeff Blitstein, 2006	140.0
3. J. Gardner, 2009	135.0
4. J. Gardner, 2007	130.1
5. J. Gardner, 2008	130.0

Walks

1. Jim Paduch, 2010	63
2. A. Maestri, 2011	60
3. Jim Paduch, 2009	58
4. Moises Melendez, 2013	55
5. Kevin McGovern, 2015	53

Strikeouts

1. Clay Eason, 2001	131
2. Lindsey Caughel, 2016	120
3. Jim Paduch, 2010	118
4. Brian Rodaway, 2005	113
5. Ryan Sheldon, 2012	108

All-time AA record - 13 seasons, 662-611, .520 winning pct.

Opponent	Record	Pct.	Opponent	Record	Pct.	Opponent	Record	Pct.
Amarillo	14-12	.539	Kansas City	38-45	.458	St. Paul	84-63	.571
Chicago	4-1	.800	Laredo	14-14	.500	Shreveport	16-12	.571
Cleburne	17-10	.630	Newark	2-1	.667	Sioux City	84-95	.469
Coastal Bend	2-2	.500	New Jersey	4-2	.667	Sioux Falls	85-70	.549
El Paso	36-14	.720	Pensacola	14-8	.636	Texas/G.P.	39-35	.483
Fargo	25-39	.390	Quebec	1-3	.250	Trois-Rivieres	3-3	.527
Fort Worth	17-11	.607	Rockland	5-7	.417	Wichita	58-56	.509
Gary	37-40	.481	St. Joe	21-16	.568	Winnipeg	26-40	.394
Joplin	10-11	.476						

MILWAUKEE MILKMEN

Expansion Member

7035 South Ballpark Drive, Franklin, WI 53132.

Phone: (414) 224-9283.

Web: MilwaukeeMilkmen.com.

Twitter: @MKEMilkmen.

Facebook.com: MKEMilkmen.



FRONT OFFICE

Owner: Michael Zimmerman.

COO: Dan Kuenzi.

VP, Corporate: Joe Zimmerman.

VP, Ticket Sales: Trish Raspberry.

Operations Director: Shawn Kison.

Entertainment & Events: Jim Rinelli.

Finance: Tom Johns.

Administration: Mike Doyle.

FIELD STAFF

Manager: Gary McClure.

Pitching Coach: Bart Zeller.

Hitting Coach: C.J. Thieleke.

Hitting/Infield Coach: Anthony Barone.

GAME-DAY INFORMATION

Stadium: Routine Field.

Year Built: 2019. **Capacity:** 4,000.

Outfield Dimensions: 330-407-330.

Games Broadcast: All.

Outlet: MilwaukeeMilkmen.com.

Visiting Club Hotel (Games at Milwaukee): Four Points by Sheraton Milwaukee Airport, 5311 South Howell Avenue, Milwaukee, WI 53207. **Phone:** (414) 481-2400.

Visiting Club Hotel (Games at Kokomo): La Quinta Inn, 511 Albany Drive, Kokomo, IN 46902. **Phone:** (765) 453-2222. **Fax:** (765) 453-4398.

FIELD MANAGER - GARY McCLURE



Gary McClure joins the Milkmen after spending the previous three seasons managing summer-collegiate squads: the Prospect League's Kokomo Jackrabbits in 2017-18, and the Northwoods League's Battle Creek Bombers in 2016. McClure was the head coach at Division I Austin Peay State in Clarksville, Tenn., from 1988 to 2015, leading the Governors to six appearances in the NCAA tournament. In 2012, McClure was named the winningest coach in Ohio Valley Conference history with his 777th victory.

Managerial History

Year	Club	League	Affiliate	Level	Record	Finish	Playoffs
First professional season							

2019 SCHEDULE

Standard home game times in Milwaukee:

Mon-Fri 7:05, Sat 6:05, Sun 1:05.

Other home game times in Milwaukee:

Thursday, July 11: 12:05.

Sunday, August 18: 6:05.

Monday, September 2: 1:05.

Game times in Kokomo (Kokomo, Ind., is in the Eastern Time Zone. Listed times are all ET).

Friday, May 24: 7:05.

Saturday, May 25: 6:05.

Sunday, May 26: 1:05.

Friday, May 31: 2:05.

Saturday, June 1: 1:05.

Sunday, June 2: 11:05.

Monday, June 3: 6:35.

Tuesday, June 4: 6:35.

Wednesday, June 5: 1:05.

Thursday, June 6: 1:05.

Monday, June 10: 7:05.

Tuesday, June 11: 1:05.

Thursday, June 13: 1:05.

Friday, June 14: 7:05.

Saturday, June 15 (DH): 1:05.

May

Thu 16 - Sun 19 @ St. Paul

Mon 20 - Thu 23 @ Fargo

Fri 24 - Sun 26 Chicago*

Tue 28 - Thu 30 @ Kansas City

Fri 31 Lincoln*

June

Sat 1 - Sun 2 Lincoln*

Mon 3 - Thu 6 Kansas City*

Fri 7 - Sun 9 @ St. Paul

Mon 10, Tue 11, Thu 13 Sioux Falls*

Fri 14 - Sat 15 (DH) Winnipeg*

Tue 18 - Thu 20 @ Lincoln

Fri 21 - Sun 23 @ Winnipeg

Mon 24 - Thu 27 Gary

Fri 28 - Sun 30 @ Sioux Falls

July

Tue 2 - Thu 4 @ Sioux City

Fri 5 - Sun 7 @ Fargo

Tue 9 - Thu 11 Cleburne

Fri 12 - Sun 14 Sioux City

Tue 16 - Thu 18 @ Texas

Fri 19 - Sun 21 @ Cleburne

Wed 24 - Fri 26 @ Chicago

Sat 27 - Mon 29 Gary

Tue 30 - Wed 31 St. Paul

August

Thu 1 St. Paul

Fri 2 - Sun 4 @ Gary

Tue 6 - Thu 8 @ Chicago

Fri 9 - Sun 11 Winnipeg

Mon 12 - Wed 14 Fargo

Thu 15 - Sat 17 @ Gary

Sun 18 - Tue 20 Chicago

Wed 21 - Fri 23 Fargo

Sat 24 - Mon 26 Sioux Falls

Wed 28 - Fri 30 @ Chicago

Sat 31 Texas

September

Sun 1 - Mon 2 Texas

* - at Kokomo Municipal Stadium, Kokomo, Ind. Kokomo is in the Eastern Time Zone.

ST. PAUL SAINTS

2018 Results: 59-41, T-1st place, North

360 Broadway Street, St. Paul, MN 55101.

Phone: (651) 644-3517. **Fax:** (651) 644-1627.

Web: SaintsBaseball.com.

Twitter: @StPaulSaints.

Facebook.com/StPaulSaints.



FRONT OFFICE

Owners: Marvin Goldklang, Jeff Goldklang, Dr. Gerald Goldklang, Mike Goldklang, Mike Veeck, Bill Murray, Larry Eigel, Tom Whaley, Alton Phillips.

Chairman: Marv Goldklang.

President: Jeff Goldklang.

Executive V.P./GM: Derek Sharrer.

Executive Vice President: Tom Whaley.

Senior V.P./Assistant GM: Chris Schwab.

Business Manager: Krista Schnelle.

VP/Dir., Media Relations: Sean Aronson.

Director, Promotions/Marketing: Sierra Bailey.

Director, Corporate Sales: Tyson Jeffers.

Director, Sales: Zane Heinselmann.

Director, Operations: Curtis Nachtsheim.

Marketing Services Mgr.: Kelly Hagenson.

Director, Digital Media: Jordan Lynn.

Office Manager: Gina Kray.

Events Manager: Anna Gutknect.

Head Groundskeeper: Marcus Campbell.

Community Partnerships: Eddie Coblenz.

Ticket Sales Execs: Brian Silva, Abbie Farrell.

Multimedia Content Producer: Zach Neubauer.

FIELD STAFF

Manager: George Tsamis.

Pitching Coach: Kerry Ligtenberg.

Coach: Ole Sheldon.

Trainer: Jason Ellenbecker.

GAME-DAY INFORMATION

Stadium: CHS Field.

Year Built: 2015. **Capacity:** 7,140.

Outfield Dimensions: 330-396-320.

Visiting Club Hotel: Intercontinental St. Paul Riverfront, 11 Kellogg Blvd., St. Paul, MN 55101. **Phone:** (651) 605-6953. **Fax:** (651) 605-6966.

Broadcaster: Sean Aronson.

Games Broadcast: All.

Outlet: KFAN Plus 96.7-FM.

FIELD MANAGER - GEORGE TSAMIS



George Tsamis begins his 17th year as manager of the Saints and 21st overall. He has a career managerial record of 1042-861 (.545 winning percentage) and has won three championships, and guided the Saints to their third playoff appearance in four seasons in 2018.

Tsamis, 49, was drafted in the 15th round by the Minnesota Twins in 1989. He pitched in 41 games for the Twins in 1993, compiling a record of 1-2 with one save.

Managerial History

Year	Club	League	Affiliate	Level	Record	Finish	Playoffs
1999	Waterbury	Northern	--	Ind.	36-50	8th (8)	
2000	Waterbury	Northern	--	Ind.	40-46	6th (8)	Lost Quarters
2001	New Jersey	Northern	--	Ind.	45-45	3rd (6)	Lg. Champions
2002	New Jersey	Northern	--	Ind.	62-27	1st (8)	Lg. Champions
2003	St. Paul	Northern	--	Ind.	52-38	3rd (10)	Lost Semis
2004	St. Paul	Northern	--	Ind.	61-34	1st (10)	Lg. Champions
2005	St. Paul	Northern	--	Ind.	55-40	2nd (12)	Lost Semis
2006	St. Paul	Amer. Assoc.	--	Ind.	54-42	4th (10)	Lost Finals
2007	St. Paul	Amer. Assoc.	--	Ind.	57-39	2nd (10)	Lost Finals
2008	St. Paul	Amer. Assoc.	--	Ind.	42-54	9th (10)	
2009	St. Paul	Amer. Assoc.	--	Ind.	49-47	T-4th (10)	
2010	St. Paul	Amer. Assoc.	--	Ind.	45-51	7th (10)	
2011	St. Paul	Amer. Assoc.	--	Ind.	56-44	3rd (14)	Lost Finals
2012	St. Paul	Amer. Assoc.	--	Ind.	52-48	6th (13)	
2013	St. Paul	Amer. Assoc.	--	Ind.	47-53	9th (13)	
2014	St. Paul	Amer. Assoc.	--	Ind.	48-52	T-6th (12)	
2015	St. Paul	Amer. Assoc.	--	Ind.	73-27	2nd (13)	Lost Semis
2016	St. Paul	Amer. Assoc.	--	Ind.	61-39	T-1st (12)	Lost Semis
2017	St. Paul	Amer. Assoc.	--	Ind.	48-52	7th (12)	
2018	St. Paul	Amer. Assoc.	--	Ind.	59-41	T-4th (12)	Lost Finals

2019 SCHEDULE

Standard home game times:

Monday-Saturday 7:05, Sunday 5:05.

Other home game times:

Wednesday, May 22: 1:05.

Wednesday, June 12: 1:05.

Wednesday, July 3: 6:05.

Wednesday, July 17: 1:05.

Tuesday, August 13: 1:05.

May

Thu 16 - Sun 19

Milwaukee

Tue 21 - Thu 23

Chicago

Fri 24 - Sun 26

Sioux City

Mon 27 - Wed 29

@ Lincoln

Fri 31

@ Cleburne

June

Sat 1 - Sun 2

@ Cleburne

Mon 3 - Wed 5

@ Texas

Fri 7 - Sun 9

Milwaukee

Tue 11 - Thu 13

Fargo

Fri 14 - Sun 16

@ Gary

Mon 17 - Thu 20

@ Sioux Falls

Fri 21 - Sun 23

Gary

Mon 24 - Wed 26

Texas

Fri 28 - Sun 30

@ Fargo

July

Mon 1 - Wed 3

Lincoln

Thu 4 - Mon 8

@ Winnipeg

Tue 9 - Thu 11

@ Kansas City

Fri 12 - Sun 14

Winnipeg

Tue 16 - Thu 18

Kansas City

Fri 19 - Sun 21

@ Fargo

Wed 24 - Fri 26

Cleburne

Sat 27 - Mon 29

Kansas City

Tue 30 - Wed 31

@ Milwaukee

August

Thu 1

@ Milwaukee

Fri 2 - Sun 4

@ Chicago

Tue 6 - Thu 8

@ Sioux City

Fri 9 - Sun 11

Gary

Mon 12 - Wed 14

Winnipeg

Thu 15 - Sat 17

@ Lincoln

Sun 18 - Mon 19

@ Winnipeg

Wed 21 - Fri 23

@ Gary

Sat 24 - Tue 27

Chicago

Wed 28 - Fri 30

Fargo

Sat 31

@ Chicago

September

Sun 1 - Mon 2

@ Chicago

ST. PAUL INDEPENDENT YEARLY RESULTS

Year	League	W	L	Pct.	Place	Attendance	Manager
1993	Northern	42	29	.592	1st (6)	167,596	Tim Blackwell
1994	Northern	43	36	.544	3rd (6)	241,069	Tim Blackwell
1995	Northern	53	31	.631	1st (6)	258,297	Marty Scott
1996	Northern	45	40	.518	3rd (8)	267,099	Marty Scott
1997	Northern	45	39	.536	4th (8)	240,514	Marty Scott
1998	Northern	40	46	.465	T-4th (8)	272,210	Marty Scott
1999	Northern	38	47	.447	5th (8)	265,818	Marty Scott
2000	Northern	43	43	.500	T-4th (8)	266,206	Marty Scott
2001	Northern	37	53	.411	T-6th (8)	282,613	Doug Sisson
2002	Northern	39	50	.438	7th (10)	294,363	Jim Johnson
2003	Northern	52	38	.578	3rd (10)	266,804	George Tsamis
2004	Northern	61	34	.642	1st (10)	280,375	George Tsamis
2005	Northern	55	40	.579	2nd (12)	283,866	George Tsamis
2006	American Association	54	42	.563	4th (10)	288,171	George Tsamis
2007	American Association	57	39	.594	2nd (10)	297,834	George Tsamis
2008	American Association	42	54	.438	9th (10)	286,796	George Tsamis
2009	American Association	49	47	.510	T-4th (10)	267,398	George Tsamis
2010	American Association	45	51	.469	7th (10)	237,994	George Tsamis
2011	American Association	56	44	.560	3rd (14)	240,206	George Tsamis
2012	American Association	52	48	.520	6th (13)	240,616	George Tsamis
2013	American Association	47	53	.470	9th (13)	239,399	George Tsamis
2014	American Association	48	52	.480	T-6th (12)	248,106	George Tsamis
2015	American Association	73	27	.730	2nd (13)	404,528	George Tsamis
2016	American Association	61	39	.610	T-1st (12)	413,482	George Tsamis
2017	American Association	48	52	.480	7th (12)	406,501	George Tsamis
2018	American Association	59	41	.590	T-4th (12)	408,921	George Tsamis

PLAYOFF HISTORY

Year	Round	Opponent	Result	Year	Round	Opponent	Result
1993	Finals	Rochester	W 3-1	2005	Semis	Gary	L 3-2
1995	Finals	Winnipeg	W 3-1	2006	Semis	Lincoln	W 3-1
1996	Semis	Madison	W 2-0		Finals	Fort Worth	L 3-2
	Finals	Fargo	W 3-0	2007	Semis	Lincoln	W 3-0
1997	Semis	Duluth-Superior	L 3-2		Finals	Fort Worth	L 3-2
1998	Semis	Thunder Bay	W 3-2	2011	Semis	Winnipeg	W 3-2
	Finals	Fargo	L 3-0		Finals	Grand Prairie	L 3-2
2000	Quarters	Duluth-Superior	L 3-1	2015	Semis	Sioux City	L 3-1
2003	Semis	Winnipeg	L 3-2	2016	Semis	Winnipeg	L 3-2
2004	Semis	Fargo	W 3-1	2018	Semis	Gary	W 3-1
	Finals	Schaumburg	W 3-2		Finals	Kansas City	L 3-1

2018 ST. PAUL SAINTS STATISTICS

vs. Chicago: 7-5
 vs. Cleburne: 4-2
 vs. Fargo: 5-7
 vs. Gary: 6-7

vs. Kansas City: 6-1
 vs. Lincoln: 3-3
 vs. Sioux City: 2-4
 vs. Sioux Falls: 9-4

vs. Texas: 5-2
 vs. Wichita: 5-0
 vs. Winnipeg: 7-6

Player	POS	AVG	G	AB	R	H	2B	3B	HR	RBI	BB	HBP	SO	SB	CS	DP	E
Allen, Josh	IF	.344	24	90	17	31	6	2	4	11	8	8	18	2	1	2	1
Barrett, Kyle	OF	.338	57	234	44	79	16	0	4	29	24	0	32	17	5	4	0
Bichette Jr., Dante	IF	.310	99	387	56	120	21	0	9	52	28	0	51	1	2	13	22
Boxwell, Alex	OF	.000	1	1	0	0	0	0	0	0	0	0	0	0	0	0	0
Boyd, Jayce	IF	.270	25	100	10	27	4	0	1	11	11	1	12	1	0	7	2
Carter, Kes	OF	.250	39	152	14	38	8	3	4	18	15	5	44	6	3	2	0
Gould, J.J.	IF	.237	29	93	11	22	3	1	2	11	11	3	33	0	3	0	7
Gretz, Aaron	C	.350	20	60	13	21	5	0	2	12	8	1	5	0	0	1	3
Heck, Jimmy	OF	.000	2	2	0	0	0	0	0	0	1	0	0	0	0	0	0
Johnson, Dan	P	.158	6	19	3	3	1	0	0	3	5	2	3	0	0	0	0
Maggio, Nathaniel	IF	.297	39	138	23	41	9	0	4	21	15	3	32	0	1	3	5
Motl, Dan	OF	.200	9	25	4	5	0	0	0	2	6	3	6	2	0	0	0
Murphy, Max	OF	.319	98	427	70	136	31	5	7	68	32	6	80	10	2	11	8
O'Conner, Justin	C	.250	82	292	44	73	10	0	17	41	13	6	86	1	0	6	7
Olson, Connor	C	.273	3	11	1	3	1	0	0	0	0	0	3	0	0	0	1
Perio Jr., Noah	IF	.311	44	183	26	57	12	0	0	17	18	0	22	1	0	2	7
Pettersen, Luke	IF	.136	9	22	3	3	1	0	0	0	1	0	4	0	0	0	2
Phillips, Anthony	IF	.242	34	120	19	29	4	0	1	16	14	2	27	1	0	8	10
Prigatano, Richard	OF	.254	35	130	19	33	6	0	1	14	19	3	29	8	2	1	5
Reynolds, Burt	OF	.280	54	207	37	58	7	1	15	43	32	2	59	12	2	7	2
Sealey, Trevor	IF	.280	7	25	4	7	1	0	0	3	2	1	2	0	1	0	2
Shoemaker, Brady	1B	.309	92	346	58	107	19	0	14	69	47	12	42	2	0	16	1
Smith, Jake	OF	.254	29	63	14	16	4	0	0	12	4	0	20	0	0	0	3
Smith, Jordan	OF	.143	4	14	1	2	0	0	0	0	2	1	1	0	0	1	0
Snyder, Matt	IF	.242	19	66	10	16	5	0	1	7	9	1	15	0	0	0	0
Walters, Zach	IF	.300	51	207	33	62	15	0	9	38	13	0	40	1	0	3	7
Wong, Joey	IF	.272	26	81	17	22	4	0	1	12	13	2	16	0	0	4	3

Pitcher	G	GS	CG	IP	H	R	ER	BB	SO	W	L	SV	2B	3B	ERA
Boelter, Ryan	20	1	0	30.1	34	19	16	8	24	2	1	0	8	0	4.75
Devine, Mike	49	0	0	66.2	54	24	19	21	68	5	4	6	5	0	2.57
Esch, Jake	7	7	0	32.1	44	31	25	17	32	3	2	0	11	0	6.96
Foss, Trevor	11	10	0	71.0	79	30	24	18	44	4	2	0	14	1	3.04
Frosch, Ken	52	0	0	39.1	21	10	9	16	39	3	1	1	6	0	2.06
Gould, J.J.	1	0	0	2.0	2	2	2	2	0	0	0	0	1	0	9.00
Johnson, Dan	3	2	0	8.0	13	8	8	7	5	0	1	0	0	0	9.00
Jones, Zack	27	0	0	26.2	19	8	6	10	38	1	0	10	5	0	2.03
Malm, Jeff	7	5	0	21.0	25	19	18	7	13	0	1	0	7	2	7.71
Matthys, Jake	34	10	0	90.0	92	44	41	25	66	9	8	1	18	3	4.10
Medina, Eddie	20	19	1	115.2	99	52	36	43	104	9	5	0	24	1	2.80
Mitchell, Evan	9	0	0	14.0	12	5	4	3	13	2	0	0	1	0	2.57
Nittoli, Vinny	5	5	0	28.0	25	10	10	6	38	3	2	0	4	0	3.21
Nunn, Chris	11	11	0	59.0	59	26	20	13	49	7	3	0	15	1	3.05
Schlosser, Ryan	23	1	0	37.1	44	28	20	16	21	2	1	0	12	1	4.82
Solter, Matt	15	15	0	80.0	87	52	42	31	56	3	5	0	25	1	4.73
Straka, John	3	3	0	15.0	22	12	9	7	6	1	0	0	2	0	5.40
Thome, Andrew	20	0	0	19.2	32	25	20	13	19	0	1	3	6	3	9.15
Wheeler, Beck	46	0	0	61.0	46	15	15	15	94	3	1	1	8	1	2.21
Wilhelmsen, Tom	18	0	0	18.2	14	7	6	7	14	0	1	7	3	0	2.89
Zimmerman, Ryan	13	11	0	51.0	59	44	40	28	47	2	2	0	11	2	7.06

All-Time AA Home-Road Record

Year	Home Record	Pct.	Road Record	Pct.
2006	33-15	.688	21-27	.438
2007	27-21	.563	30-18	.625
2008	23-24	.489	19-30	.388
2009	29-19	.604	20-28	.417
2010	27-21	.563	18-30	.375
2011	30-20	.600	26-24	.520
2012	28-22	.560	24-26	.480
2013	27-23	.540	20-30	.400
2014	27-22	.551	21-30	.412
2015	38-12	.760	36-14	.720
2016	34-16	.680	27-23	.540
2017	27-26	.509	21-26	.447
2018	29-21	.580	30-20	.600
All-Time	381-262	.593	313-326	.490

ST. PAUL INDEPENDENT BASEBALL RECORDS

Batting Average

1. Adam Olow, 2004	.376
2. Dan Peltier, 1995	.366
3. Vinny DiFazio, 2015	.361
4. Adam Olow, 2006	.360
C. Ehrnsberger, 2005	.360

Runs Scored

1. Willie Argo, 2015	78
2. Justin Hall, 2004	77
3. Adam Frost, 2011	76
Adam Olow, 2004	76
5. Alonzo Harris, 2015	75
Doug O'Neill, 1995	75

Hits

1. Max Murphy, 2018	136
2. Adam Olow, 2004	128
3. Angelo Songco, 2015	125
Adam Frost, 2011	125
5. Alonzo Harris, 2016	120
M. Longmire, 2007	120
Tonayne Brown, 2004	120

Doubles

1. Jason Cooper, 2010	38
2. Max Murphy, 2018	31
3. C. Ehrnsberger, 2005	30
Scott Bryant, 1997	30
5. Brent Krause, 2010	29
Adam Olow, 2004	29
Dan Peltier, 1995	29

Triples

1. Joe Biernat, 1995	8
2. Adam Frost, 2011	7
A. Schmiesing, 2009	7
Ramon Valera, 2000	7
5. Angelo Songco, 2015	6

Home Runs

1. Kevin Roberson, 2002	27
2. Ole Sheldon, 2010	22
3. Brady Shoemaker, 2017	21
4. Ole Sheldon, 2012	20
5. Several tied with	19

RBI

1. Vince DiFazio, 2015	82
Angelo Songco, 2015	82
3. David Kennedy, 1997	80
4. Ole Sheldon, 2010	79
Marcel Longmire, 2007	79

Stolen Bases

1. Alonzo Harris, 2016	43
2. Alonzo Harris, 2015	39
3. Adam Frost, 2013	38
4. Noah Hall, 2011	37
5. Scooter Jordan, 2007	36

ERA

1. Jim Manfred, 1993	2.06
2. D. Crenshaw, 2015	2.43
3. Jack Morris, 1996	2.61
4. Jake Whitney, 2001	2.75
5. John Thoden, 1993	2.76

Wins

1. Kramer Sneed, 2015	15
2. Dustin Crenshaw, 2015	14
3. M. Hamburger, 2017	13
Jeff Shields, 2015	13
5. Mark Hamburger, 2016	12
Robert Coe, 2015	12
Robert Coe, 2012	12
Charlie Ruud, 2008	12
Kevin Foster, 2003	12
Jim Manfred, 1996	12

Losses

1. Matt Long, 2011	10
2. Nick Barnese, 2014	9
Justin Lord, 2008	9
Graham Mazur, 2000	9
Dan Smith, 1998	9
John Dettmer, 1997	9

Saves

1. C. Chavez, 2004	29
2. Bruce Walton, 1995	28
3. Ryan Rodebaugh, 2015	25
Matt Hammons, 2005	25
5. Ryan Rodebaugh, 2016	23
Jose Prado, 1998	23

Games Pitched

1. Ken Frosch, 2018	52
2. Mike Devine, 2018	49
3. Kyle Foster, 2011	48
4. Beck Wheeler, 2018	46
5. Mikey Mehlich, 2014	44

Innings Pitched

1. M. Hamburger, 2017	172.0
2. M. Hamburger, 2016	158.2
3. M. Hamburger, 2013	149.0
4. A. Claggett, 2013	142.0
5. Robert Coe, 2012	139.1

Walks

1. Robert Coe, 2016	68
2. Kevin Foster, 2003	64
3. R. Zimmerman, 2017	59
Robert Coe, 2012	59
5. Jason Kenady, 1997	56
Jim Manfred, 1996	56

Strikeouts

1. Mark Hamburger, 2013	120
2. Mark Hamburger, 2017	115
3. Jacob Whitney, 2002	111
4. Charlie Ruud, 2007	110
5. Dan Smith, 2003	107

All-time AA record - 13 seasons, 691-589, .540 winning pct.

Opponent	Record	Pct.	Opponent	Record	Pct.	Opponent	Record	Pct.
Amarillo	7-6	.539	Kansas City	28-24	.539	St. Joe	23-13	.639
Chicago	7-5	.583	Laredo	11-4	.733	Salina	6-0	1.000
Cleburne	7-6	.539	Lincoln	63-84	.429	Shreveport	13-10	.565
Coastal Bend	3-3	.500	Newark	2-1	.667	Sioux City	103-83	.554
El Paso	15-7	.682	New Jersey	8-9	.470	Sioux Falls	111-86	.564
Fargo	56-42	.571	Ottawa	3-1	.750	Texas/G.P.	32-8	.800
Fort Worth	10-14	.417	Pensacola	13-8	.619	Trois-Rivieres	2-1	.667
Gary	47-46	.503	Quebec	6-7	.462	Wichita	44-48	.478
Joplin	11-2	.846	Rockland	6-7	.462	Winnipeg	55-65	.458

SIoux CITY EXPLORERS

2018 Results: 71-29, 1st place, South

3400 Line Drive, Sioux City, IA 51106.

Phone: (712) 277-9467. **Fax:** (712) 277-9406.

Web: XsBaseball.com.

Twitter: @SiouxCityXs.

Facebook.com/SiouxCityExplorers.



FRONT OFFICE

Chairman: John Roost.

President: Matt Adamski.

Director, Marketing: Tyler Hinker.

Director, Ticketing: Connor Ryan.

Dir., Stadium Ops.: Brent Recker.

FIELD STAFF

Manager: Steve Montgomery.

Pitching Coach: Bobby Post.

Coach: Matt Passerelle.

Trainer: Bruce Fishbach.

GAME-DAY INFORMATION

Stadium: Mercy Field at Lewis & Clark Park.

Year Built: 1993. **Capacity:** 3,800.

Outfield Dimensions: 330-400-330.

Visiting Club Hotel: Wingate by Wyndham Sioux City, 4716 Singing Hills Blvd., Sioux City, IA 51106. **Phone:** (712) 276-5600. **Fax:** (712) 276-5600.

Broadcaster: Connor Ryan.

Games Broadcast: All.

Outlets: KSCJ-1360 AM/94.9-FM/
KSCJ.com.

FIELD MANAGER - STEVE MONTGOMERY



Steve Montgomery returns to Sioux City after guiding the Explorers to a .710 winning percentage and the club's third playoff appearance in four seasons in 2018.

Montgomery began his coaching career in 2004 as a pitching coach with the Fargo-Moorhead RedHawks, and from 2005-2009, he also served as the pitching coach for North Dakota State University. In his 10 seasons as the pitching coach, the RedHawks compiled a 590-383 record, good for a .606 winning percentage.

Montgomery spent nine seasons in professional baseball, playing in the Orioles, Royals, Dodgers and Red Sox organizations, reaching as high as Triple-A in 1997. He also played independent baseball in the Frontier and Northern Leagues; Montgomery finished his play-

ing career with Fargo-Moorhead from 2001-2003, where he is the team's all-time save leader (47).

Managerial History

Year	Club	League	Affiliate	Level	Record	Finish	Playoffs
2014	Sioux City	Amer. Assoc.	--	Ind.	47-53	8th (12)	
2015	Sioux City	Amer. Assoc.	--	Ind.	75-25	1st (13)	Lost Finals
2016	Sioux City	Amer. Assoc.	--	Ind.	54-46	5th (12)	Lost Semis
2017	Sioux City	Amer. Assoc.	--	Ind.	46-54	9th (12)	
2018	Sioux City	Amer. Assoc.	--	Ind.	71-29	1st (12)	Lost Semis

2019 SCHEDULE

Standard home game times:

Monday-Friday 7:12, Saturday 6:05,
Sunday 4:02.

Exceptions:

Wednesday, May 29: 11:00 a.m.

May

Thu 16 - Sun 19 **Lincoln**
Tue 21 - Thu 23 @ Gary
Fri 24 - Sun 26 @ St. Paul
Tue 28 - Thu 30 **Texas**
Fri 31 @ Chicago

June

Sat 1 - Sun 2 @ Chicago
Mon 3 - Thu 6 @ Winnipeg
Fri 7 - Sun 9 **Fargo**
Mon 10 - Thu 13 **Lincoln**
Fri 14 - Mon 17 @ Cleburne
Tue 18 - Thu 20 @ Kansas City
Fri 21 - Sun 23 **Sioux Falls**
Tue 25 - Thu 27 **Winnipeg**
Fri 28 - Sun 30 @ Lincoln

July

Tue 2 - Thu 4 **Milwaukee**
Fri 5 - Sun 7 @ Sioux Falls
Tue 9 - Thu 11 @ Fargo
Fri 12 - Sun 14 @ Milwaukee
Mon 15 - Wed 17 **Chicago**
Fri 19 - Sun 21 **Sioux Falls**
Wed 24 - Fri 26 **Gary**
Sat 27 - Mon 29 **Texas**
Tue 30 - Wed 31 @ Lincoln

August

Thu 1 @ Lincoln
Sat 3 - Mon 5 @ Texas
Tue 6 - Thu 8 **St. Paul**
Fri 9 - Sun 11 **Cleburne**
Mon 12 - Tue 13 @ Sioux Falls
Thu 15 - Sat 17 @ Cleburne
Sun 18 - Tue 20 **Kansas City**
Wed 21 - Fri 23 **Cleburne**
Sat 24 - Mon 26 **Kansas City**
Tue 27 - Thu 29 @ Sioux Falls
Fri 30 - Sat 31 @ Kansas City

September

Sun 1 - Mon 2 @ Kansas City

INDEPENDENT YEARLY RESULTS

Year	League	W	L	Pct.	Place	Attendance	Manager
1993	Northern	34	38	.472	T-4th (6)	112,971	Ed Nottle
1994	Northern	52	28	.650	1st (6)	140,224	Ed Nottle
1995	Northern	46	39	.541	3rd (6)	149,770	Ed Nottle
1996	Northern	26	58	.310	8th (8)	147,062	Ed Nottle
1997	Northern	50	34	.595	2nd (8)	134,580	Ed Nottle
1998	Northern	40	46	.465	T-4th (8)	120,114	Ed Nottle
1999	Northern	51	34	.600	1st (8)	118,333	Ed Nottle
2000	Northern	44	41	.517	3rd (8)	105,888	Ed Nottle
2001	Northern	42	48	.467	5th (8)	112,115	Benny Castillo
2002	Northern	46	42	.523	5th (10)	109,355	Benny Castillo
2003	Northern	33	57	.367	10th (10)	91,005	Jay Kirkpatrick
2004	Northern	39	57	.406	8th (10)	120,681	Jay Kirkpatrick
2005	Northern	44	52	.458	9th (12)	113,590	Williams/Shirley
2006	Amer. Assoc.	43	53	.448	7th (10)	88,408	Ed Nottle
2007	Amer. Assoc.	40	56	.417	7th (10)	92,786	Ed Nottle
2008	Amer. Assoc.	52	44	.541	4th (10)	87,616	Les Lancaster
2009	Amer. Assoc.	40	56	.417	T-9th (10)	70,978	Les Lancaster
2010	Amer. Assoc.	49	47	.510	6th (10)	56,428	Les Lancaster
2011	Amer. Assoc.	51	49	.510	7th (14)	64,000	Stan Cliburn
2012	Amer. Assoc.	45	55	.450	T-11th (13)	55,627	Stan Cliburn
2013	Amer. Assoc.	38	62	.380	13th (13)	52,052	Stan Cliburn
2014	Amer. Assoc.	47	53	.470	8th (12)	50,746	Steve Montgomery
2015	Amer. Assoc.	75	25	.750	1st (13)	77,429	Steve Montgomery
2016	Amer. Assoc.	54	46	.540	5th (12)	68,278	Steve Montgomery
2017	Amer. Assoc.	46	54	.460	9th (12)	58,407	Steve Montgomery
2018	Amer. Assoc.	71	29	.710	1st (12)	63,498	Steve Montgomery

PLAYOFF HISTORY

Year	Round	Opponent	Result	Year	Round	Opponent	Result
1994	Finals	Winnipeg	L 3-1	2015	Semis	St. Paul	W 3-1
1999	Quarters	Winnipeg	L 3-0		Finals	Laredo	L 3-1
2002	Quarters	Joliet	W 3-2	2016	Semis	Wichita	L 3-1
	Semis	Winnipeg	L 3-1	2018	Semis	Kansas City	L 3-2
2008	Semis	Sioux Falls	L 3-0				

SIoux CITY EXPLORERS

2018 SIOUX CITY EXPLORERS STATISTICS

vs. Chicago: 3-2

vs. Cleburne: 10-2

vs. Fargo-Moorhead: 3-3

vs. Gary SouthShore: 5-1

vs. Kansas City: 8-7

vs. Lincoln: 11-2

vs. St. Paul: 4-2

vs. Sioux Falls: 4-2

vs. Texas: 12-1

vs. Wichita: 5-7

vs. Winnipeg: 6-0

Player	POS	AVG	G	AB	R	H	2B	3B	HR	RBI	BB	HBP	SO	SB	CS	DP	E
Austin, Jay	OF	.364	55	206	43	75	9	3	3	36	23	0	14	13	10	3	4
Baum, Jay	IF	.285	100	365	72	104	24	7	8	77	55	6	72	9	6	13	12
Durango, Luis	OF	.303	100	412	71	125	5	1	0	34	53	2	40	24	12	12	5
Edgerton, Jordan	IF	.222	5	18	3	4	2	0	2	5	0	0	6	0	0	1	0
Green, Dean	IF	.303	20	76	16	23	4	0	3	17	9	3	8	3	0	3	1
Jackson, Daniel	C	.261	89	283	45	74	17	4	3	48	38	3	62	8	2	7	4
Kelly, Dylan	C	.297	95	320	35	95	13	3	2	65	26	9	43	7	3	11	2
Kerian, David	IF	.237	39	97	15	23	7	0	2	14	11	1	34	0	0	1	0
Lang, Michael	OF	.304	100	414	82	126	13	7	9	45	31	12	96	16	2	6	3
McCall, Dexture	IF	.283	97	353	60	100	21	3	3	55	35	4	70	4	2	8	5
Moore, Ty	IF	.000	2	4	0	0	0	0	0	0	0	0	1	0	0	1	
Samson, Nate	IF	.340	100	415	79	141	15	0	4	73	28	3	28	22	8	10	14
Schmit, Blake	IF	.370	33	127	27	47	3	0	1	17	10	4	12	7	5	6	1
Sermo, Jose	IF	.316	87	316	75	100	22	5	22	81	59	3	101	24	6	4	17
Ward, Nelson	IF	.300	5	20	5	6	2	1	1	4	1	0	6	1	0	1	0

Pitcher	G	GS	CG	IP	H	R	ER	BB	SO	W	L	SV	2B	3B	ERA
Broussard, Geoff	15	0	0	15.0	11	9	9	11	22	0	0	1	2	3	5.40
Dykstra, James	19	19	1	108.1	106	48	42	26	84	9	4	0	18	2	3.49
Fallwell, Tyler	23	0	0	28.0	18	3	2	12	33	2	1	2	2	0	0.64
Flores, Ryan	46	0	0	61.2	45	18	18	25	70	8	2	2	8	1	2.63
Garcia, Jason	4	3	1	23.0	15	4	4	9	22	3	0	0	0	0	1.57
Helmink, Holden	1	0	0	1.1	3	3	2	3	2	0	0	0	1	0	13.50
Horstman, Ryan	35	0	0	32.1	26	16	11	20	47	0	0	1	6	0	3.06
Jordan, Taylor	15	15	1	95.2	95	38	35	20	73	10	2	0	14	3	3.29
Karch, Eric	41	0	0	43.2	42	18	11	16	61	2	3	21	12	0	2.27
Lamarche, Will	7	0	0	9.1	14	8	7	5	8	1	1	0	2	0	6.75
Markel, Parker	37	0	0	41.1	38	20	19	21	62	1	1	4	4	0	4.14
Mateo, Luis	21	20	1	124.0	144	64	58	42	112	11	5	0	25	4	4.21
McKinney, Ian	10	9	0	53.2	53	24	19	22	67	2	2	0	5	0	3.19
Picht, Keith	20	12	0	66.2	85	42	39	36	53	5	4	0	20	1	5.27
Schuster, Patrick	46	0	0	33.0	20	7	6	9	47	4	1	0	2	0	1.64
Topoozian, Dominic	11	2	1	30.2	32	10	10	5	19	1	1	1	3	1	2.94
Vernia, Justin	20	20	0	119.1	122	46	44	22	91	12	2	0	24	5	3.32

All-Time AA Home-Road Record

Year	Home Record	Pct.	Road Record	Pct.
2006	27-21	.563	16-32	.333
2007	19-29	.396	21-27	.438
2008	29-21	.580	23-23	.500
2009	19-29	.396	21-27	.438
2010	27-20	.575	22-27	.449
2011	31-19	.620	19-30	.388
2012	24-26	.480	21-29	.420
2013	21-29	.420	21-29	.420
2014	21-29	.420	26-24	.520
2015	37-13	.740	38-12	.760
2016	32-18	.640	22-28	.440
2017	22-28	.440	24-26	.480
2018	32-18	.640	39-11	.780
All-Time	341-300	.532	313-325	.491

SIoux CITY INDEPENDENT BASEBALL RECORDS

Batting Average

1. Jose Peguero, 1996	.366
2. Lance Robbins, 1994	.356
3. Nate Samson, 2016	.350
Josh Patton, 1999	.350
4. Ray Serrano, 2010	.349

Runs Scored

1. Michael Lang, 2016	83
2. Michael Lang, 2018	82
3. Matty Johnson, 2015	80
4. Jorge Moreno, 2006	77
5. Jorge Moreno, 2007	76

Hits

1. Nate Samson, 2018	141
2. Nate Samson, 2016	137
3. Noah Perio, 2015	129
4. Michael Lang, 2018	126
5. Luis Durango, 2018	124

Doubles

1. Ray Serrano, 2010	34
2. Marty Neff, 1998	33
3. Ray Serrano, 2012	32
4. Nate Samson, 2016	30
Chris Grossman, 2006	30

Triples

1. Michael Lang, 2015	10
Jose Peguero, 1996	10
3. Tim Colwell, 2016	8
4. Jay Baum, 2018	7
Michael Lang, 2018	7
Nolan Lane, 1997	7
Lance Robbins, 1994	7

Home Runs

1. Kevin Garner, 1997	27
2. Jose Sermo, 2018	22
3. Scott Pinoni, 1997	20
4. Jose Moreno, 2006	19
Jay Kirkpatrick, 2000	19

RBI

1. Scott Pinoni, 1997	92
2. Jose Sermo, 2018	81
3. Jay Baum, 2018	77
4. Peter Barrows, 2014	76
5. Jay Kirkpatrick, 2000	75

Stolen Bases

1. Michael Lang, 2015	45
2. Matty Johnson, 2015	42
3. D. Schermerhorn, 2009	36
Nolan Lane, 1997	36
5. Tony Campana, 2017	35

ERA

1. R. Zimmerman, 2015	1.79
2. David Glick, 2002	1.89
"Oil Can" Boyd, 1994	1.89
4. P. Johnson, 2015	2.08
5. David Trahan, 2011	2.67

Wins

1. Patrick Johnson, 2015	15
2. R. Zimmerman, 2015	14
3. Justin Vernia, 2018	12
A. Francisco, 2008	12
5. Luis Mateo, 2018	11
Cody Forsythe, 2016	11
John Straka, 2015	11
Rob Wort, 2015	11
Aaron Jersild, 1997	11
David Harris, 1995	11

Losses

1. Andy Noga, 2013	12
Dusty Bergman, 2008	12
3. Chris Gogolewski, 1996	11
Reese Murdaugh, 1996	11
5. Jason Jarvis, 2013	10
Wes Faust, 2003	10

Saves

1. Brett Reid, 2008	24
2. Jose Flores, 2015	22
3. Eric Karch, 2018	21
4. Sean Kramer, 2005	20
5. Derek Fahs, 1999	19

Games Pitched

1. Eddie Delacruz, 2010	53
2. Jimmer Kennedy, 2014	48
3. Ryan Flores, 2018	46
P. Schuster, 2018	46
5. Ryan Flores, 2017	44

Innings Pitched

1. N. Schumacher, 2011	148.2
2. Jason Jarvis, 2012	145.2
3. Billy Keppinger, 2006	142.0
4. C. Swiatkiewicz, 2003	141.1
5. J. Romero, 2001	140.2

Walks

1. Trevor Fox, 2009	82
2. Patrick Johnson, 2014	65
3. Ryan Zimmerman, 2016	63
4. Nick Singleton, 2009	59
5. Chad Povich, 2010	57
Jeff Letourneau, 1994	57

Strikeouts

1. P. Johnson, 2015	132
2. N. Schumacher, 2011	123
3. Luis Mateo, 2018	112
4. John Straka, 2015	110
5. Matt Connolly, 1994	107

All-time AA record - 13 seasons, 654-625, .492 winning pct.

Opponent	Record	Pct.	Opponent	Record	Pct.	Opponent	Record	Pct.
Amarillo	8-6	.571	Kansas City	41-37	.526	St. Paul	83-103	.446
Chicago	3-2	.600	Laredo	5-7	.417	Salina	0-3	.000
Cleburne	11-4	.733	Lincoln	96-84	.533	Shreveport	12-9	.571
Coastal Bend	3-3	.500	New Jersey	1-2	.333	Sioux Falls	108-99	.522
El Paso	15-17	.469	Pensacola	3-10	.231	Texas/G.P.	47-19	.712
Fargo	32-43	.427	Quebec	1-2	.333	Trois-Rivieres	2-1	.667
Fort Worth	13-13	.500	Rockland	5-2	.714	Wichita	44-66	.400
Gary	56-42	.571	St. Joe	19-14	.576	Winnipeg	41-39	.513
Joplin	6-3	.667						

SIoux FALLS CANARIES

2018 Results: 40-60, 6th place, North

1000 N. West Avenue, Sioux Falls, SD 57104.

Phone: (605) 333-0179. **Fax:** (605) 333-0139.

Web: SFCanaries.com.

Twitter: @Canaries.

Facebook.com/SFCanaries.



FRONT OFFICE

CEO/Managing Partner: Tom Garrity.

Sales Executive: Caleb Nowicki.

General Manager: Duell Higbe.

FIELD STAFF

Manager: Mike Meyer.

Hitting Coach: Mitch Glasser.

Pitching Coach: Ben Moore.

GAME-DAY INFORMATION

Stadium: Sioux Falls Stadium.

Broadcaster: Carter Woodiel.

Year Built: 1964. **Capacity:** 4,462.

Games Broadcast: All.

Outfield Dimensions: 313-410-312.

Webcast: KWSN-1230 AM, kwsn.com.

Visiting Club Hotel: Sheraton Sioux Falls, 1211 N. West Avenue, Sioux Falls, SD 57104. **Phone:** (605) 988-9895. **Fax:** (605) 339-7852.

FIELD MANAGER - MIKE MEYER



Mike Meyer begins his third season with the Canaries in 2019.

Meyer is no stranger to Sioux Falls, serving as the club's pitching coach from 2007-2014, helping the Birds hoist the American Association championship trophy in 2008, and being part of a North Division title-winning squad in 2010. Meyer also served as hitting coach in 2015 and 2016 for the Laredo Lemurs, who put together a combined 115-85 record and a 2015 American Association championship in 2015.

Prior to his professional coaching career, Meyer played collegiately at the University of Arizona before being selected in the 23rd round of the 2000 draft by the St. Louis Cardinals. Meyer reached High-A before joining the Independent ranks, hurling 374.2 innings for the St. Paul Saints from 2004-2006.

Managerial History

Year	Club	League	Affiliate	Level	Record	Finish	Playoffs
2017	Sioux Falls	Amer. Assoc.	--	Ind.	45-55	10th (12)	
2018	Sioux Falls	Amer. Assoc.	--	Ind.	40-60	10th (12)	

2019 SCHEDULE

Standard home game times:

Mon-Fri 7:05, Sat 6:05, Sun 1:05.

Other home game times:

Thursday, June 6: 12:05.

Tuesday, August 13: 12:05.

Sunday, August 18: 6:05.

May

Thu 16 - Sun 19	@ Cleburne
Mon 20 - Wed 22	@ Texas
Fri 24 - Sun 26	@ Gary
Mon 27 - Wed 29	@ Chicago
Fri 31	Winnipeg

June

Sat 1 - Sun 2	Winnipeg
Tue 4 - Thu 6	Cleburne
Fri 7 - Sun 9	Gary
Tue 11 - Thu 13	@ Milwaukee*
Fri 14 - Sun 16	Lincoln
Mon 17 - Thu 20	St. Paul
Fri 21 - Sun 23	@ Sioux City
Mon 24 - Thu 27	Fargo
Fri 28 - Sun 30	Milwaukee

* - Games played at Kokomo, Ind.

July

Tue 2 - Thu 4	@ Kansas City
Fri 5 - Sun 7	Sioux City
Mon 8 - Thu 11	Texas
Fri 12 - Sun 14	Chicago
Tue 16 - Thu 18	@ Winnipeg
Fri 19 - Sun 21	@ Sioux City
Wed 24 - Fri 26	Kansas City
Sat 27 - Mon 29	Lincoln
Tue 30 - Wed 31	@ Kansas City

August

Thu 1	@ Kansas City
Sat 3 - Mon 5	@ Cleburne
Tue 6 - Thu 8	@ Texas
Fri 9 - Sun 11	@ Lincoln
Mon 12 - Tue 13	Sioux City
Thu 15 - Sat 17	@ Fargo
Sun 18 - Tue 20	Cleburne
Wed 21 - Fri 23	Texas
Sat 24 - Mon 26	@ Milwaukee
Tue 27 - Thu 29	Sioux City
Fri 30 - Sat 31	@ Winnipeg

September

SIoux FALLS INDEPENDENT YEARLY RESULTS

Year	League	W	L	Pct.	Place	Attendance	Manager
1993	Northern	34	38	.472	T-4th (6)	86,167	Frank Verdi
1994	Northern	47	33	.588	2nd (6)	99,754	Frank Verdi/ Harry Stavrenos
1995	Northern	38	46	.452	T-4th (6)	102,328	Dick Dietz
1996	Northern	44	40	.524	4th (8)	100,958	John Zizzo
1997	Northern	31	53	.369	8th (8)	104,546	Tommy Thompson/ Ken Medlock
1998	Northern	35	51	.407	T-6th (8)	117,015	Mike Burton
1999	Northern	37	48	.435	7th (8)	118,765	Mike Burton
2000	Northern	34	52	.395	8th (8)	144,788	Doc Edwards
2001	Northern	55	31	.611	1st (8)	123,821	Doc Edwards
2002	Northern	41	49	.456	6th (10)	125,077	Doc Edwards
2003	Northern	37	51	.420	8th (10)	117,937	Doc Edwards
2004	Northern	33	63	.344	9th (10)	109,192	Doc Edwards
2005	Northern	35	60	.378	12th (12)	118,611	Mike Pinto
2006	Amer. Assoc.	34	62	.354	10th (10)	120,536	Mike Pinto
2007	Amer. Assoc.	53	43	.552	5th (10)	144,025	Steve Shirley
2008	Amer. Assoc.	60	36	.625	T-1st (10)	150,837	Steve Shirley
2009	Amer. Assoc.	40	56	.417	T-9th (10)	132,529	Steve Shirley
2010	Amer. Assoc.	63	33	.656	1st (10)	86,518	Steve Shirley
2011	Amer. Assoc.	42	57	.425	13th (14)	76,549	Steve Shirley
2012	Amer. Assoc.	45	55	.450	T-11th (13)	130,541	Steve Shirley
2013	Amer. Assoc.	42	58	.420	11th (13)	161,131	Steve Shirley
2014	Amer. Assoc.	33	67	.330	12th (12)	139,784	Steve Shirley
2015	Amer. Assoc.	39	60	.394	11th (13)	132,280	Chris Paterson
2016	Amer. Assoc.	40	60	.400	10th (12)	125,591	Chris Paterson/ Shelby Ford
2017	Amer. Assoc.	45	55	.450	10th (12)	113,506	Mike Meyer
2018	Amer. Assoc.	40	60	.400	10th (12)	124,127	Mike Meyer

PLAYOFF HISTORY

Year	Round	Opponent	Result	Year	Round	Opponent	Result
2001	Quarters	Lincoln	L 3-1	2010	Semis	Lincoln	W 3-0
2008	Semis	Sioux City	W 3-0		Finals	Shreveport	L 3-0
	Finals	Grand Prairie	W 3-1				

SIoux FALLS CANARIES

2018 SIOUX FALLS CANARIES STATISTICS

vs. Chicago: 7-6

vs. Kansas City: 1-5

vs. Texas: 3-3

vs. Cleburne: 4-1

vs. Lincoln: 3-3

vs. Wichita: 0-6

vs. Fargo-Moorhead: 6-8

vs. St. Paul: 4-9

vs. Winnipeg: 6-7

vs. Gary SouthShore: 4-8

vs. Sioux City: 2-4

Player	POS	AVG	G	AB	R	H	2B	3B	HR	RBI	BB	HBP	SO	SB	CS	DP	E
Bergin, David	IF	.278	77	291	47	81	18	1	12	51	44	12	99	1	3	9	8
Dean, Jordan	IF	.265	68	260	39	69	12	3	5	28	20	6	48	7	6	4	12
Fiala, Patrick	IF	.260	78	285	35	74	11	1	9	37	15	3	64	1	0	8	16
Garrett, Maxx	C	.241	84	282	39	68	19	3	12	40	36	8	111	4	4	3	10
Glasser, Mitch	IF	.289	67	249	27	72	5	0	0	19	27	5	28	6	5	3	9
Grayson, Chris	OF	.281	79	324	51	91	20	3	8	41	19	5	53	27	8	10	5
Gretz, Aaron	C	.169	21	59	4	10	2	0	0	3	7	0	11	0	0	1	3
Hart, Mike	OF	.311	61	206	26	64	11	1	1	15	9	13	56	7	4	4	5
Henry, Jabari	OF	.247	86	328	49	81	17	2	13	52	35	4	82	1	1	9	4
Jacobs, Chris	IF	.224	17	67	3	15	3	0	1	10	6	0	24	0	0	1	1
Malm, Jeff	U	.228	32	114	11	26	3	0	4	18	8	3	37	0	0	2	2
Morrison, Ty	OF	.286	5	14	3	4	1	0	1	2	2	2	4	1	0	0	0
Motl, Dan	OF	.264	58	208	28	55	8	5	2	23	18	7	61	22	8	2	1
Reynolds, Burt	OF	.240	33	125	14	30	10	0	4	12	8	2	33	2	0	3	12
Schmit, Blake	IF	.280	59	236	27	66	14	0	1	25	18	5	28	9	6	3	11
Smith, Jordan	OF	.253	79	300	44	76	11	2	4	30	30	3	59	25	8	4	0
Vasquez, Corey	C	.000	4	9	0	0	0	0	0	0	0	0	3	0	0	0	1
Wolfe, Tyler	IF	.246	20	65	8	16	2	0	1	6	7	1	15	0	1	3	4

Pitcher	G	GS	CG	IP	H	R	ER	BB	SO	W	L	SV	2B	3B	ERA
Bircher, Joe	10	10	0	58.2	67	38	35	26	36	3	4	0	11	2	5.37
Blank, Nicco	41	0	0	43.1	31	24	20	38	50	3	1	1	9	1	4.15
Esch, Jake	12	12	0	72.2	77	40	35	28	44	5	4	0	20	1	4.34
Folman, Kevin	7	7	0	41.1	42	19	16	16	21	3	2	0	9	2	3.48
Fritze, Ryan	42	0	0	50.0	43	21	17	25	60	5	2	0	15	0	3.06
Hellquist, Bo	10	0	0	14.1	15	12	12	12	12	0	0	0	2	1	7.54
Jaunich, Trevor	28	0	0	37.1	47	18	16	15	33	2	1	1	8	0	3.86
Jones, James	16	0	0	14.2	17	14	13	12	17	0	3	8	2	0	7.98
Kourtis, Dimitri	9	0	0	10.0	14	12	12	2	9	1	0	0	2	0	10.80
Kunik, Neal	3	0	0	5.0	4	3	3	1	4	0	0	0	2	0	5.40
Lamarche, Will	11	0	0	11.1	12	8	8	7	17	0	1	0	3	0	6.35
Martin, Chad	9	2	0	12.0	13	18	18	13	11	0	1	0	3	1	13.50
Nordgren, Miles	26	14	0	91.2	121	60	44	25	50	2	6	1	22	3	4.32
Ogren, Alex	1	1	0	4.0	5	6	6	4	1	0	1	0	1	0	13.50
Patterson, Jim	5	5	0	16.0	31	23	21	13	11	0	3	0	9	0	11.81
Pimentel, Cesilio	11	6	0	46.1	43	9	7	13	29	3	1	0	6	1	1.36
Pollorena, Luis	14	2	0	30.1	27	12	12	2	19	0	2	1	5	0	3.56
Schepel, Kyle	50	0	0	57.2	46	24	21	30	75	1	5	14	10	0	3.28
Seyler, Mark	8	7	0	41.2	43	27	25	20	26	2	4	0	7	1	5.40
Staniewicz, Zach	1	0	0	2.0	4	2	2	1	1	0	0	0	0	0	9.00
Straka, John	13	6	0	49.2	69	34	29	21	41	3	5	0	11	2	5.26
Thompson, Dylan	21	21	0	121.0	149	84	69	44	88	5	9	0	27	2	5.13
Wolfe, Tyler	15	3	0	28.2	39	25	24	11	22	1	3	0	8	0	7.54
Wood, Grady	4	4	0	20.2	32	19	17	12	13	1	2	0	3	0	7.40

All-Time AA Home-Road Record

Year	Home Record	Pct.	Road Record	Pct.
2006	19-29	.396	15-33	.313
2007	27-21	.563	26-22	.542
2008	36-12	.750	24-24	.500
2009	22-26	.458	18-30	.375
2010	39-9	.813	24-24	.500
2011	23-27	.460	19-30	.388
2012	28-22	.560	17-33	.340
2013	21-29	.420	21-29	.420
2014	21-28	.429	12-39	.235
2015	16-34	.320	23-26	.469
2016	23-27	.460	17-33	.340
2017	24-27	.471	21-28	.429
2018	20-30	.400	20-30	.400
All-Time	319-321	.498	257-381	.403

SIoux FALLS INDEPENDENT BASEBALL RECORDS

Batting Average

1. Beau Torbert, 2010	.394
2. Will Smith, 2007	.367
3. C. Peterson, 2001	.364
4. Chris Powell, 1994	.357
5. Frank Valdez, 1995	.356

Runs Scored

1. R. Abercrombie, 2010	89
2. G. Richardson, 2008	88
3. Brandon Sing, 2010	87
4. Joe Anthonsen, 2010	81
5. Beau Torbert, 2010	79

Hits

1. Beau Torbert, 2010	155
2. N. Van Stratten, 2013	143
3. C. Peterson, 2001	136
4. Felix Pagan, 2001	127
5. Brian Humphries, 2015	126

Doubles

1. Beau Torbert, 2010	38
2. Chad Hermansen, 2006	35
3. Jose Viera, 2002	34
4. Felix Pagan, 2001	33
5. Brandon Sing, 2010	32
Abner Arroyo, 2006	32

Triples

1. N. Van Stratten, 2013	14
2. Dan Motl, 2017	9
Patrick Reilly, 2008	9
T. Pendergrass, 2003	9
5. T. Pendergrass, 2002	7
Chris Powell, 1994	7

Home Runs

1. Jabari Henry, 2017	29
Tim Pahuta, 2013	29
3. Brandon Sing, 2010	27
J. Swinton, 2001	27
5. Brandon Sing, 2011	24
Beau Torbert, 2010	24

RBI

1. Beau Torbert, 2010	100
2. R. Abercrombie, 2010	90
3. Cesar Nicolas, 2012	82
4. Tim Pahuta, 2013	79
5. Brandon Sing, 2010	73

Stolen Bases

1. Ralph Santana, 2006	40
2. Dan Motl, 2017	37
3. Mike Dumas, 1996	36
4. Mike Dumas, 1997	35
5. Burt Reynolds, 2017	34
R. Abercrombie, 2010	34

ERA

1. Rob Andraikin, 1994	1.12
2. Grady Wood, 2017	2.21
3. Jamie Ybarra, 1994	2.31
4. Joe Bircher, 2016	2.54
5. Rich Hyde, 1996	2.72

Wins

1. Ben Moore, 2011	13
Ryan Ford, 2008	13
3. Ryan Rodriguez, 2010	12
Pat Mahomes, 2007	12
Scott Martin, 2001	12

Losses

1. Jeremy Strawn, 2015	13
2. Adam Champion, 2013	11
3. S. Bougher, 2016	10
Peter Gehle, 2012	10
Brandon Rapoza, 2011	10
Ryan Ford, 2009	10
Micah Posey, 2007	10

Saves

1. Kris Regas, 2008	30
2. Aaron Cotter, 2005	25
3. Jerrod Fuell, 2007	23
4. Alan DeRatt, 2013	22
5. M. Montgomery, 2005	18

Games Pitched

1. Kyle Schepel, 2018	50
2. George Sherrill, 2001	48
3. Jose Ortega, 2017	45
4. Josh Ferrell, 2016	43
Kyle Mertins, 2012	43
Dan Cooper, 2012	43
John Wesley, 2005	43

Innings Pitched

1. Ben Moore, 2013	155.1
Kyle Ruwe, 2013	155.1
3. Ben Moore, 2011	145.0
4. Kyle Ruwe, 2014	143.0
5. Rich Hyde, 2000	140.1

Walks

1. Ryan Shaver, 2010	64
2. Matt Wickswat, 2014	60
3. Adam Champion, 2013	58
4. Chris Salberg, 2011	57
5. Chris Salberg, 2010	55

Strikeouts

1. Ben Moore, 2011	144
2. Ben Moore, 2013	131
3. Ben Moore, 2010	126
4. Grady Wood, 2017	117
5. Pat Mahomes, 2007	109
Jamie Ybarra, 1994	109

All-time AA record - 12 seasons, 576-692, .456 winning pct.

Opponent	Record	Pct.	Opponent	Record	Pct.	Opponent	Record	Pct.
Amarillo	7-13	.350	Joplin	3-3	.500	St. Paul	86-111	.437
Chicago	7-6	.539	Kansas City	17-31	.354	Salina	5-1	.833
Cleburne	9-2	.818	Laredo	5-15	.250	Shreveport	9-5	.643
Coastal Bend	0-6	.000	Lincoln	70-85	.452	Sioux City	99-108	.478
El Paso	20-9	.689	New Jersey	1-2	.333	Texas/G.P.	23-24	.489
Fargo	39-61	.390	Pensacola	9-6	.600	Trois-Rivieres	1-2	.333
Fort Worth	10-11	.476	Quebec	5-2	.714	Wichita	43-57	.430
Gary	40-46	.465	St. Joe	26-18	.591	Winnipeg	42-77	.353

TEXAS AIRHOGS

2018 Results: 25-75, 6th place, South

Mailing Address: 1600 Lone Star Parkway, Grand Prairie, TX 75050.

Phone: (972) 504-9383.

Fax: (972) 237-9154.

Web: AirHogsBaseball.com.

Twitter: @TXAirHogs. **Facebook.com:** GPAirHogs.



FRONT OFFICE

President/GM: J.T. Onyett.

V.P., Hospitality: Nate Gutierrez.

Digital Marketing: Molly Onyett.

Directors, Business Development:

Jason Anderson, Tim Costello, Matt Smith, Justin Terry.

FIELD STAFF

Manager: Chris Bando.

Pitching Coach: Kevin Joseph.

GAME-DAY INFORMATION

Stadium: AirHogs Stadium.

Year Built: 2008. **Capacity:** 4,500.

Outfield Dimensions: 355-429-355.

Visiting Club Hotel: Country Inn & Suites, 2050 N. Hwy. 360, Grand Prairie, TX 75050.

Telephone: (972) 988-8989.

Broadcaster: Tim Costello.

Games Broadcast: All.

Webcast: AirHogsBaseball.com.

FIELD MANAGER - CHRIS BANDO



Chris Bando brings over 30 years of professional baseball experience to the AirHogs, having spent 10 years as a minor league manager in the Milwaukee Brewers and Cleveland Indians organizations. He was named Best Minor League Managing Prospect by *Baseball America* in 1994, and in 1995 was voted the #2 Manager Prospect by Major League general managers. At the Major League level, Bando spent three years as the third base coach and bench coach for the Brewers. He also served as a Major League pro scout for the Brewers and Arizona Diamondbacks.

Bando spent his MLB playing career with the Cleveland Indians (1981-1988), Detroit Tigers (1988) and Oakland Athletics (1989).

Managerial History

Year	Club	League	Affiliate	Level	Record	Finish	Playoffs
1990	Stockton	California	MIL	High-A	82-59	2nd (10)	Lg. Champions
1991	Stockton	California	MIL	High-A	71-65	4th (10)	Lost Finals
1992	El Paso	Texas	MIL	AA	73-63	3rd (8)	Lost Semis
1993	New Orleans	Amer.Assoc.	MIL	AAA	80-64	3rd (8)	
1994	New Orleans	Amer.Assoc.	MIL	AAA	78-66	3rd (8)	Lost Semis
1995	New Orleans	Amer.Assoc.	MIL	AAA	63-79	7th (8)	
2001	Akron	Eastern	CLE	AA	68-74	7th (12)	
2002	Mahoning Vly.	NY-Penn	CLE	SS-A	46-30	5th (14)	
2007	Aiken	South Coast		Ind.	41-48	4th (6)	
2012	Washington	Frontier		Ind.	44-52	10th (14)	

2019 SCHEDULE

Standard home game times:

Mon-Sat 7:05, Sun (May-June) 2:05,
(July-Aug.) 6:05.

Other home game times:

Tuesday, May 21: 11:05 a.m.

Wednesday, May 22: 11:05 a.m.

Sunday, June 16 (DH): 12:35.

Wednesday, July 3: 6:05.

Thursday, July 4: 6:05.

May

Thu 16 - Sun 19	Winnipeg
Mon 20 - Wed 22	Sioux Falls
Fri 24 - Sun 26	@ Fargo
Tue 28 - Thu 30	@ Sioux City
Fri 31	Fargo

June

Sat 1 - Sun 2	Fargo
Mon 3 - Wed 5	St. Paul
Thu 6 - Sun 9	@ Lincoln
Mon 10 - Wed 12	@ Chicago
Fri 14 - Sun 16 (DH)	Kansas City
Tue 18 - Thu 20	@ Cleburne
Fri 21 - Sun 23	@ Lincoln
Mon 24 - Wed 26	@ St. Paul
Fri 28 - Sun 30	Cleburne

July

Mon 1	Cleburne
Tue 2 - Thu 4	Gary
Fri 5 - Sun 7	Chicago
Mon 8 - Thu 11	@ Sioux Falls
Fri 12 - Sun 14	@ Kansas City
Tue 16 - Thu 18	Milwaukee
Fri 19 - Sun 21	Lincoln
Wed 24 - Fri 26	@ Winnipeg
Sat 27 - Mon 29	@ Sioux City
Wed 31	Cleburne

August

Thu 1 - Fri 2	Cleburne
Sat 3 - Mon 5	Sioux City
Tue 6 - Thu 8	Sioux Falls
Fri 9 - Sun 11	@ Kansas City
Mon 12 - Wed 14	@ Gary
Fri 16 - Sat 17	Kansas City
Sun 18 - Tue 20	Lincoln
Wed 21 - Fri 23	@ Sioux Falls
Sat 24 - Mon 26	@ Cleburne
Tue 27 - Thu 29	Kansas City
Sat 31	@ Milwaukee

September

Sun 1 - Mon 2	@ Milwaukee
---------------	-------------

TEXAS/GRAND PRAIRIE INDEPENDENT YEARLY RESULTS

Year	League	W	L	Pct.	Place	Attendance	Manager
2008	Amer. Assoc.	56	40	.583	3rd (10)	143,627	Pete Incaviglia
2009	Amer. Assoc.	48	48	.500	T-6th (10)	141,132	Pete Incaviglia
2010	Amer. Assoc.	43	52	.453	8th (10)	124,539	Pete Incaviglia
2011	Amer. Assoc.	64	36	.640	1st (14)	117,861	Ricky VanAsselberg
2012	Amer. Assoc.	53	47	.530	5th (13)	108,236	Ricky VanAsselberg
2013	Amer. Assoc.	54	46	.540	5th (13)	111,195	Ricky VanAsselberg
2014	Amer. Assoc.	40	60	.400	10th (12)	60,747	Ricky VanAsselberg/ Eric Champion
2015	Amer. Assoc.	29	71	.290	13th (13)	52,072	Eric Champion
2016	Amer. Assoc.	34	65	.343	12th (12)	44,282	James Frisbie
2017	Amer. Assoc.	43	57	.430	11th (12)	65,672	Billy Martin Jr.
2018	Amer. Assoc.	25	75	.250	12th (12)	80,196	John McLaren

PLAYOFF HISTORY

Year	Round	Opponent	Result	Year	Round	Opponent	Result
2008	Semis	Fort Worth	W 3-1	2013	Semis	Wichita	L 3-0
	Finals	Sioux Falls	L 3-1				
2011	Semis	Wichita	W 3-1				
	Finals	St. Paul	W 3-2				

TEXAS AIRHOGS

2018 TEXAS AIRHOGS STATISTICS

Player	POS	AVG	G	AB	R	H	2B	3B	HR	RBI	BB	HBP	SO	SB	CS	DP	E
Baker, Jesse	C	.180	19	50	5	9	0	0	1	2	6	1	17	0	1	0	2
Chen, Chen	IF	.187	57	198	13	37	8	1	0	10	17	3	52	0	3	1	5
Chenchen, Luan	C	.255	31	106	8	27	4	1	0	7	5	1	17	1	1	2	5
Chenjie, Lu	OF	.200	7	20	0	4	1	0	0	0	1	0	3	0	0	2	0
Chuang, Na	IF	.250	9	24	1	6	1	0	0	2	1	0	7	0	0	0	0
Fujia, Chu	IF	.245	29	110	15	27	4	0	0	5	6	5	13	5	0	0	3
Golson, Greg	OF	.259	43	162	15	42	7	1	1	11	14	1	45	0	1	3	2
Grider, Casio	IF	.261	79	299	28	78	15	4	3	26	30	2	67	13	5	8	12
Hongcheng, Lu	OF	.000	2	5	0	0	0	0	0	0	0	0	3	0	0	0	0
Ijames, Stewart	OF	.267	99	378	52	101	24	5	10	46	48	4	90	14	1	7	10
Jiaqi, Hao	IF	.071	8	14	0	1	0	0	0	0	2	0	4	0	0	0	2
Jichao, Han	IF	.238	14	42	3	10	2	0	0	2	3	0	15	0	1	1	3
Jie, Cao	IF	.188	18	48	3	9	0	0	1	4	4	0	23	0	0	2	3
Jin, Yang	IF	.220	40	141	10	31	5	0	0	2	4	0	35	3	4	4	2
Jinjun, Luo	IF	.203	22	69	5	14	2	0	1	5	1	0	16	1	0	0	9
Jinyong, Hu	C	.167	6	18	0	3	1	0	0	0	0	0	8	0	0	1	3
Junpeng, Chen	IF	.244	36	123	6	30	2	0	0	14	5	1	22	0	0	6	0
Ning, Li	C	.226	36	124	6	28	2	1	0	7	10	1	16	5	1	1	4
Pei, Lang	IF	.191	24	68	8	13	1	0	0	4	6	1	22	1	0	2	4
Prime, Correlle	IF	.279	79	297	33	83	16	4	7	42	27	1	65	4	1	2	7
Qi, Li	IF	.068	16	44	1	3	0	0	0	0	7	0	21	0	0	1	3
Randle, Javion	CF	.259	16	58	4	15	1	1	0	4	7	0	18	2	0	1	1
Shangqi, Yan	IF	.000	2	7	0	0	0	0	0	1	0	0	4	0	0	0	0
Thomas, Dillon	OF	.333	80	291	56	97	37	1	13	54	36	9	71	14	2	11	5
Wagner, Ryan	C	.175	12	40	3	7	1	0	0	5	4	1	13	0	0	1	2
Weiqiang, Meng	P	.123	23	73	1	9	0	1	0	1	5	0	21	0	0	7	2
Xiao, Han	LF	.235	10	34	3	8	1	0	0	3	1	0	8	1	0	0	1
Xiaoci, Du	C	.152	18	46	1	7	0	0	0	3	7	0	15	0	0	1	4
Xiaolei, Du	IF	.233	27	90	4	21	2	0	0	4	6	0	19	1	2	2	7
Yijie, Cao	IF	.121	11	33	1	4	0	0	0	0	1	1	14	0	0	3	6
Yunqi, Song	OF	.171	42	129	8	22	4	1	0	3	3	0	34	2	0	5	1
Zeyi, Zhang	U	.000	1	3	1	0	0	0	0	0	0	0	0	0	0	0	0
Zhenbei, Bao	U	.000	1	2	0	0	0	0	0	0	0	0	2	0	0	0	0
Zhenhong, Lu	OF	.196	42	148	12	29	4	1	0	8	10	1	47	0	3	1	2
Ziqi, Wang	IF	.143	2	7	1	1	0	0	0	0	0	0	3	0	0	0	0
Ziyang, Ni	OF	.167	8	30	0	5	0	0	0	3	1	0	7	0	0	0	0

Pitcher	G	GS	CG	IP	H	R	ER	BB	SO	W	L	SV	2B	3B	ERA
Camacho, Conner	9	1	0	15.0	27	24	24	13	12	0	1	0	3	3	14.40
Chaoqun, Zheng	22	0	0	25.1	14	5	4	11	23	0	1	0	2	0	1.42
Contreras, Carlos	24	0	0	23.2	14	4	4	6	31	2	0	14	0	0	1.52
Costello, Conor	5	0	0	7.0	8	9	9	4	4	1	2	0	2	0	11.57
Drummond, Calvin	8	0	0	10.1	11	6	6	3	12	0	0	4	1	5.23	
Enting, Cui	10	0	0	15.1	19	9	7	2	9	1	0	0	3	1	4.11
Eusebio, Julio	5	0	0	4.2	7	4	3	4	5	0	0	0	0	0	5.79
Guangyao, Su	8	0	0	10.0	19	19	17	16	11	0	0	0	5	1	15.30
Guoqing, Liu	8	0	0	15.0	20	11	10	2	11	1	0	0	2	2	6.00
Haonan, Zhang	6	6	0	24.0	23	22	20	23	10	0	4	0	6	0	7.50
Hernandez, Pedro	4	0	0	4.0	8	6	6	3	5	0	1	1	2	0	13.50
Jialun, Tu	16	0	0	13.1	18	18	18	16	11	0	0	0	3	1	12.15
Jianzeng, Sun	10	9	0	41.2	64	39	34	17	18	1	5	0	16	4	7.34
Jinghao, Zhu	7	6	0	27.1	40	30	24	22	10	0	5	0	5	2	7.90
Matzek, Tyler	22	14	0	88.2	89	61	58	66	93	3	8	0	16	3	5.89
Mendoza, Mario	2	0	0	1.0	4	3	3	2	1	0	0	0	1	0	27.00
Orvis, Austin	5	0	0	6.2	13	13	13	3	4	0	0	0	2	0	17.55
Quan, Gan	14	13	0	70.0	67	36	33	36	31	0	6	0	9	3	4.24
Rosario, Miguel	20	19	0	96.2	97	72	63	58	80	2	12	0	17	5	5.87
Song, Ran	22	0	0	18.2	24	13	13	15	13	1	1	0	4	2	6.27
Stutzman, Sean	17	6	0	37.1	49	35	34	35	34	0	5	0	9	3	8.20
Tao, Zhang	8	6	0	29.1	37	21	19	24	23	3	3	0	3	0	5.83
Weiqiang, Meng	14	14	0	69.2	80	42	36	34	62	4	6	0	14	2	4.65
White, Cody	6	4	0	23.0	32	24	23	13	17	0	4	0	6	1	9.00
Wright, Taylor	33	0	0	39.0	43	20	15	16	31	4	2	3	6	0	3.46
Wynn, Sterling	1	1	0	2.0	9	5	5	2	0	0	1	0	1	0	22.50
Xiangpeng, Liu	3	0	0	3.2	7	4	4	1	3	0	0	0	0	0	9.82
Xin, Qi	21	0	0	21.1	20	13	5	15	15	0	1	0	6	1	2.11
Xing, Meng	8	1	0	8.2	15	16	15	9	3	0	1	0	7	1	15.58
Yanyong, Yang	25	0	0	35.1	42	24	22	16	17	0	4	0	8	2	5.60
Yonghui, Du	4	0	0	5.2	6	4	4	3	5	0	0	0	3	0	6.35
Yu, Liu	14	0	0	25.1	32	25	24	15	18	0	0	0	7	4	8.53
Yusong, Lu	20	0	0	22.1	27	16	11	9	15	2	1	0	6	0	4.43
Zezhi, Dong	7	0	0	7.2	12	5	5	3	5	0	0	0	6	0	5.87
Zhongyang, Chen	9	0	0	12.2	15	7	5	14	5	0	0	0	3	0	3.55

TEXAS/GRAND PRAIRIE INDEPENDENT BASEBALL RECORDS

Batting Average

1. Greg Porter, 2010	.379
2. Bryan Myrow, 2012	.364
3. Alex Nunez, 2014	.354
4. Cesar Nicolas, 2011	.353
5. David Espinosa, 2010	.351

Runs Scored

1. David Espinosa, 2010	86
2. David Espinosa, 2011	85
3. Cesar Nicolas, 2009	83
4. Greg Porter, 2010	79
5. Keanon Simon, 2012	76
Aaron Garza, 2009	76

Hits

1. Greg Porter, 2010	144
2. David Espinosa, 2010	127
3. David Espinosa, 2011	125
4. Keanon Simon, 2012	124
5. Jason Botts, 2014	121

Doubles

1. Dillon Thomas, 2018	37
2. Cesar Nicolas, 2009	30
3. Cesar Nicolas, 2011	29
4. Greg Porter, 2010	28
5. Cody Lenahan, 2016	27

Triples

1. Keanon Simon, 2012	11
David Espinosa, 2011	11
3. David Thomas, 2011	9
4. Mike Conroy, 2009	7
5. David Espinosa, 2010	6

Home Runs

1. Burt Reynolds, 2016	23
2. Greg Porter, 2010	20
3. Andres Rodriguez, 2013	15
Trent Lockwood, 2012	15
Andres Rodriguez, 2012	15

RBI

1. Cesar Nicolas, 2009	103
2. Greg Porter, 2010	87
3. Andres Rodriguez, 2012	81
4. Cesar Nicolas, 2011	73
5. Jason Botts, 2014	68
John Alonso, 2011	68

Stolen Bases

1. Casio Grider, 2017	60
2. Aaron Garza, 2009	38
3. Alvaro Rondon, 2017	37
2. Danny Figueroa, 2011	31
3. David Thomas, 2011	29

ERA

1. Scot Drucker, 2008	2.41
2. Kieran Mattison, 2008	2.42
3. Aaron Wilkerson, 2014	3.34
4. T.J. Bozeman, 2017	3.50
5. John Brownell, 2012	3.64

Wins

1. Josh Rainwater, 2011	14
2. Nick DeBarr, 2012	12
3. John Brownell, 2011	11
4. Derek Blacksher, 2013	10
Jason Jennings, 2011	10

Losses

1. Miguel Rosario, 2018	12
Ben Whitmore, 2015	12
3. T.J. Bozeman, 2015	11
Blake Oliver, 2015	11
5. Griffin Russell, 2016	9
Ryan Searle, 2014	9

Saves

1. Jon Hunton, 2011	25
2. Patrick Mincey, 2013	24
3. Dakota Watts, 2014	21
4. James Morrison, 2009	20
5. James Morrison, 2008	19

Games Pitched

1. Ronnie Morales, 2012	55
2. Patrick Mincey, 2013	50
3. Jon Hunton, 2011	49
James Morrison, 2009	49
5. V. DeChristofaro, 2008	47

Innings Pitched

1. John Brownell, 2012	148.0
2. Ben Whitmore, 2015	142.2
2. Nick DeBarr, 2012	141.0
3. John Brownell, 2011	139.0
4. Josh Strawn, 2013	138.2

Walks

1. Tyler Matzek, 2018	66
T.J. Bozeman, 2016	66
3. Miguel Rosario, 2018	58
Ryne Tacker, 2010	58
5. Cody Crowell, 2009	57

Strikeouts

1. T.J. Bozeman, 2017	116
2. John Brownell, 2011	112
3. Matt Green, 2009	100
4. John Brownell, 2012	99
5. Jared Mortensen, 2013	94
Ryne Tacker, 2010	94

All-time record - 10 seasons, 489-597, .450 winning pct.

Opponent	Record	Pct.	Opponent	Record	Pct.	Opponent	Record	Pct.
Amarillo	49-43	.532	Laredo	34-56	.378	Salina	16-4	.800
Chicago	3-3	.500	Lincoln	33-39	.458	Shreveport	40-30	.571
Cleburne	10-19	.345	Pensacola	34-32	.515	Sioux City	19-47	.288
El Paso	65-51	.560	Newark	5-1	.833	Sioux Falls	23-24	.498
Fargo	8-15	.348	New Jersey	2-1	.667	Trois-Rivieres	3-3	.500
Fort Worth	42-29	.592	Quebec	1-2	.333	Wichita	36-76	.321
Gary	10-15	.400	Rockland	3-1	.750	Winnipeg	4-19	.174
Kansas City	28-35	.444	St. Paul	8-32	.200	Worcester	2-1	.667

Vs. opponents in 2018

vs. Chicago: 3-3	vs. Kansas City: 3-9	vs. Sioux Falls: 3-3
vs. Cleburne: 5-7	vs. Lincoln: 4-10	vs. Wichita: 0-13
vs. Fargo-Moorhead: 1-5	vs. St. Paul: 2-5	vs. Winnipeg: 0-6
vs. Gary: 3-2	vs. Sioux City: 1-12	

All-Time AA Home-Road Record - see p. 94

WINNIPEG GOLDEYES

2018 Results: 41-59, 5th place, North

One Portage Ave. East, Winnipeg, MB R3B 3N3.

Phone: (204) 982-2273. **Fax:** (204) 982-2274.

Web: Goldeyes.com.

Twitter: @Wpg_Goldeyes.

Facebook.com/WinnipegGoldeyes.



FRONT OFFICE

Principal Owner/President: Sam Katz.

General Manager: Andrew Collier.

Vice President/COO: Regan Katz.

CFO: Jason McRae-King.

Director, Sales & Marketing: Dan Chase.

Box Office Manager: Paul Duque.

Food & Beverage: Melissa Schlicting.

Suites/Sales/Marketing: Angela Sanche.

Manager, Group Sales: Chris Dant.

Account Executives: Arden Raaen, Jim Ringer, Steve Schuster.

Media Coordinator: Nigel Batchelor.

Retail Manager: Kendra Gibson.

Facility Manager: Don Ferguson.

Administrative Asst.: Bonnie Benson.

FIELD STAFF

Manager: Rick Forney.

Hitting Coach: Tom Vaeth.

Trainer: Cristian Molina.

Clubhouse Manager: Jamie Samson.

GAME-DAY INFORMATION

Stadium: Shaw Park.

Year Built: 1999. **Capacity:** 7,481.

Outfield Dimensions: 325-400-325.

Visiting Club Hotel: Radisson Hotel Winnipeg Downtown, 288 Portage Avenue, Winnipeg, MB R3C 0B8. **Telephone:** (204) 975-6221.

Radio Broadcaster: Steve Schuster.

Games Broadcast: All.

Outlets: CJNU 93.7-FM, cjnu.ca.

FIELD MANAGER - RICK FORNEY



A manager of three American Association championship squads, Forney returns for his 14th year with the Goldeyes in 2019.

The league's 2011 Manager of the Year, Forney spent his first three years in the Winnipeg organization as a pitcher, followed by six years as a pitching coach, before being named manager in 2005. As a manager, he has put together a record of 554-428, a .564 winning percentage. As a pitcher, he is the franchise's all-time leader in strikeouts, with 313.

Forney was originally a 26th-round pick by Baltimore in 1991 and spent six seasons in the Orioles' organization.

Managerial History

Year	Club	League	Affiliate	Level	Record	Finish	Playoffs
2006	Winnipeg	Northern	--	Ind.	52-44	2nd (10)	Lost Semis
2007	Winnipeg	Northern	--	Ind.	52-43	3rd (8)	Lost Semis
2008	Winnipeg	Northern	--	Ind.	51-35	3rd (6)	Lost Semis
2009	Winnipeg	Northern	--	Ind.	55-41	2nd (6)	Lost Semis
2010	Winnipeg	Northern	--	Ind.	46-53	6th (8)	
2011	Winnipeg	Amer. Assoc.	--	Ind.	60-40	2nd (14)	Lost Semis
2012	Winnipeg	Amer. Assoc.	--	Ind.	55-45	2nd (13)	Lg. Champions
2013	Winnipeg	Amer. Assoc.	--	Ind.	56-44	4th (13)	
2014	Winnipeg	Amer. Assoc.	--	Ind.	63-37	2nd (12)	Lost Semis
2015	Winnipeg	Amer. Assoc.	--	Ind.	47-52	7th (13)	
2016	Winnipeg	Amer. Assoc.	--	Ind.	58-42	3rd (12)	Lg. Champions
2017	Winnipeg	Amer. Assoc.	--	Ind.	62-38	1st (12)	Lg. Champions
2018	Winnipeg	Amer. Assoc.	--	Ind.	41-59	9th (12)	

2019 SCHEDULE

Standard home game times:

Mon-Fri 7:00, Sat 6:00, Sun 1:00.

Other home game times:

Thursday, May 30: 11:00 a.m.

Tuesday, June 4: 11:00 a.m.

Monday, July 1: 4:00.

Thursday, July 18: 6:00.

Thursday, August 8: 11:00 a.m.

Sunday, August 18: 4:00.

Monday, September 2: 1:00.

July

Mon 1 - Wed 3

Thu 4 - Mon 8

Tue 9 - Thu 11

Fri 12 - Sun 14

Tue 16 - Thu 18

Fri 19 - Sun 21

Wed 24 - Fri 26

Sat 27 - Sun 28

Tue 30 - Wed 31

Fargo

St. Paul

@ Lincoln

@ St. Paul

Sioux Falls

@ Kansas City

Texas

Fargo

@ Gary

May

Thu 16 - Sun 19

@ Texas

Mon 20 - Wed 22

@ Cleburne

Fri 24 - Sun 26

Kansas City

Tue 28 - Thu 30

Gary

Fri 31

@ Sioux Falls

June

Sat 1 - Sun 2

@ Sioux Falls

Mon 3 - Thu 6

Sioux City

Fri 7 - Sun 9

Cleburne

Tue 11 - Thu 13

@ Gary

Fri 14 - Sat 15 (DH)

@ Milwaukee*

Tue 18 - Thu 30

Chicago

Fri 21 - Sun 23

Milwaukee

Tue 25 - Thu 27

@ Sioux City

Fri 28 - Sun 30

@ Chicago

August

Thu 1

@ Gary

Fri 2 - Mon 5

@ Fargo

Tue 6 - Thu 8

Lincoln

Fri 9 - Sun 11

@ Milwaukee

Mon 12 - Wed 14

@ St. Paul

Thu 15 - Sat 17

Chicago

Sun 18 - Mon 19

St. Paul

Wed 21 - Fri 23

@ Chicago

Sat 24 - Mon 26

@ Fargo

Tue 27 - Thu 29

Gary

Fri 30 - Sat 31

Sioux Falls

September

Sun 1 - Mon 2

Sioux Falls

* - Games played at Kokomo, Ind.

INDEPENDENT YEARLY RESULTS

Year	League	W	L	Pct.	Place	Attendance	Manager
1994	Northern	43	37	.538	4th (6)	212,571	Doug Simunic
1995	Northern	47	38	.553	2nd (6)	196,460	Doug Simunic
1996	Northern	50	34	.595	2nd (8)	171,351	Hal Lanier
1997	Northern	53	30	.639	1st (8)	171,240	Hal Lanier
1998	Northern	58	28	.674	2nd (8)	159,512	Hal Lanier
1999	Northern	48	38	.558	3rd (8)	248,488	Hal Lanier
2000	Northern	48	38	.558	2nd (8)	271,513	Hal Lanier
2001	Northern	52	38	.578	T-2nd (8)	292,095	Hal Lanier
2002	Northern	56	33	.629	1st (10)	303,786	Hal Lanier
2003	Northern	55	34	.618	2nd (10)	300,760	Hal Lanier
2004	Northern	56	39	.589	3rd (10)	323,241	Hal Lanier
2005	Northern	47	48	.495	T-6th (12)	322,758	Hal Lanier
2006	Northern	52	44	.542	2nd (8)	312,213	Rick Forney
2007	Northern	52	43	.542	3rd (8)	300,213	Rick Forney
2008	Northern	51	35	.531	3rd (6)	284,398	Rick Forney
2009	Northern	55	41	.573	2nd (6)	278,099	Rick Forney
2010	Northern	46	53	.465	6th (8)	271,399	Rick Forney
2011	American Association	60	40	.600	2nd (14)	275,521	Rick Forney
2012	American Association	55	45	.550	2nd (13)	285,263	Rick Forney
2013	American Association	56	44	.560	4th (13)	276,359	Rick Forney
2014	American Association	63	37	.630	2nd (12)	258,429	Rick Forney
2015	American Association	47	52	.475	7th (13)	258,922	Rick Forney
2016	American Association	58	42	.580	3rd (12)	231,206	Rick Forney
2017	American Association	62	38	.620	1st (12)	219,556	Rick Forney
2018	American Association	41	59	.410	9th (12)	219,370	Rick Forney

PLAYOFF HISTORY

Year	Round	Opponent	Result	Year	Round	Opponent	Result
1994	Finals	Sioux City	W 3-1	2003	Semis	St. Paul	W 3-2
1995	Finals	St. Paul	L 3-1		Finals	Fargo-Moorhead	L 3-1
1996	Semis	Fargo-Moorhead	L 2-1	2006	Semis	Fargo-Moorhead	L 3-2
1997	Semis	Fargo-Moorhead	W 3-2	2007	Semis	Gary	L 3-2
	Finals	Duluth-Superior	L 3-2	2008	Semis	Gary	L 3-1
1998	Semis	Fargo-Moorhead	L 3-1	2009	Semis	Fargo-Moorhead	L 3-2
1999	Quarters	Sioux City	W 3-0	2011	Semis	St. Paul	L 3-2
	Semis	Fargo-Moorhead	W 3-0	2012	Semis	Fargo-Moorhead	W 3-0
	Finals	Albany-Colonie	L 3-1		Finals	Wichita	W 3-0
2000	Quarters	Fargo-Moorhead	L 3-0	2014	Semis	Lincoln	L 3-2
2001	Quarters	Fargo-Moorhead	W 3-2	2016	Semis	St. Paul	W 3-2
	Semis	Lincoln	W 3-1		Finals	Wichita	W 3-2
	Finals	New Jersey	L 3-1	2017	Semis	Lincoln	W 3-1
2002	Quarters	Lincoln	W 3-2		Finals	Wichita	W 3-2
	Semis	Sioux City	W 3-1				
	Finals	New Jersey	L 3-1				

WINNIPEG GOLDEYES

2018 WINNIPEG GOLDEYES STATISTICS

vs. Chicago: 7-5
 vs. Cleburne: 2-4
 vs. Fargo: 4-9
 vs. Gary: 5-7

vs. Kansas City: 1-5
 vs. Lincoln: 3-4
 vs. St. Paul: 6-7
 vs. Sioux City: 0-6

vs. Sioux Falls: 7-6
 vs. Texas: 6-0
 vs. Wichita: 0-6

Player	POS	AVG	G	AB	R	H	2B	3B	HR	RBI	BB	HBP	SO	SB	CS	DP	E
Abercrombie, R.	OF	.316	99	405	63	128	13	0	15	62	19	9	112	12	7	9	5
Adams, Blake	OF	.245	15	49	5	12	1	0	1	3	4	4	7	2	0	0	1
Aguilera, Eric	1B	.286	17	63	12	18	4	0	1	7	13	1	22	0	0	1	4
Baker, Tyler	C	.244	56	160	22	39	7	0	5	22	24	2	26	0	0	4	3
Bergin, David	IF	.250	9	32	6	8	3	0	1	5	6	1	14	0	0	0	0
Bradley, McClain	OF	.200	4	10	1	2	0	0	0	1	1	0	4	0	0	0	0
Cruzado, Victor	OF	.233	23	86	9	20	3	1	0	8	12	0	22	1	1	3	1
Ebert, Jordan	IF	.280	80	232	35	65	16	4	0	20	27	5	30	12	2	13	6
Edgerton, Jordan	IF	.167	7	24	0	4	1	0	0	2	2	0	6	0	0	1	0
Garcia, Kevin	C	.273	40	132	17	36	9	1	1	18	13	3	15	1	0	6	5
Gould, J.J.	IF	.040	7	25	1	1	0	0	0	0	5	0	7	0	0	0	6
Heyman, Grant	OF	.272	94	349	54	95	23	1	19	45	18	6	93	5	0	5	0
Kjerstad, Dexter	OF	.200	16	50	2	10	3	1	0	1	2	0	8	0	0	3	2
Mazzola, Josh	3B	.233	98	361	45	84	15	1	20	75	33	2	75	1	1	10	22
McAdams, Josh	OF	.253	42	146	16	37	6	0	1	13	8	1	39	1	0	3	7
McCann, Matt	IF	.258	70	221	25	57	10	1	0	21	37	5	40	6	9	6	14
Mendonca, Tommy	IF	.269	7	26	4	7	1	0	2	5	1	1	4	0	0	2	2
Nathans, Tucker	2B	.288	68	264	43	76	21	0	12	33	30	2	68	4	0	5	11
Rodriguez, R.	OF	.281	23	89	15	25	4	1	3	17	11	1	9	3	1	2	1
Romanski, Josh	OF	.313	69	278	39	87	10	1	4	30	28	2	27	2	3	10	0
Sappelt, Dave	OF	.250	28	116	18	29	8	0	2	14	17	1	9	2	1	5	1
Sermo, Jose	IF	.154	4	13	1	2	1	0	0	0	0	0	6	0	0	0	2
Smart, Jamey	1B	.250	2	8	0	2	0	0	0	3	1	0	0	0	0	0	1
Sohn, Andrew	IF	.250	59	224	26	56	8	3	1	30	24	6	51	11	2	10	10
Stupienski, Gavin	C	.236	34	72	9	17	5	1	0	8	5	1	24	0	0	2	2

Pitcher	G	GS	CG	IP	H	R	ER	BB	SO	W	L	SV	2B	3B	ERA
Bernardino, Brennan	6	5	0	34.0	30	13	12	7	16	2	3	0	7	2	3.18
Bingel, Brandon	41	0	0	53.2	50	21	17	24	43	0	1	0	9	2	2.85
Blanco, Josh	14	0	0	9.2	12	7	7	7	11	1	0	0	2	1	6.52
Boshers, Alex	23	21	0	121.2	161	87	75	32	77	3	10	0	25	2	5.55
Browne, P.J.	16	4	0	33.2	34	17	14	11	17	1	0	0	6	1	3.74
Capellan, Victor	47	0	0	47.1	39	24	17	11	53	4	4	22	9	2	3.23
Carl, Edwin	19	7	0	50.1	64	34	30	25	56	3	4	0	10	2	5.36
Charleston, Jack	60	0	0	51.1	44	23	15	19	34	2	3	1	7	0	2.63
Dawson, Shane	5	5	0	24.0	27	10	9	5	16	3	1	0	3	1	3.38
Dodson, Zack	7	0	0	6.2	18	13	13	2	4	0	1	0	2	0	17.55
Drummond, Calvin	5	0	0	8.0	13	9	7	9	4	0	0	0	1	0	7.88
Hartman, Zach	12	0	0	10.2	23	14	14	5	10	0	2	0	5	1	11.81
Herron, Tyler	6	6	2	36.2	48	22	13	7	23	2	4	0	8	1	3.19
Johnson, Carter	14	0	0	21.0	29	15	15	6	13	1	3	0	5	0	6.43
Lambson, Mitchell	18	17	3	115.2	120	54	49	24	81	8	6	0	27	2	3.81
Mathews, Kenny	8	0	0	6.2	9	9	8	5	7	1	0	0	0	0	10.80
McGovern, Kevin	22	21	0	129.1	151	85	68	40	129	5	12	0	30	6	4.73
McVey, Cameron	36	0	0	34.0	24	15	11	17	39	2	0	0	3	0	2.91
Perez, Pete	6	0	0	8.2	11	3	2	2	9	0	1	0	1	1	2.08
Rosario, Charle	8	8	0	48.0	52	25	21	21	39	2	2	0	10	0	3.94
Sulbaran, J.C.	6	6	0	28.2	36	25	19	11	20	1	2	0	6	1	5.97

All-Time AA Home-Road Record

Year	Home Record	Pct.	Road Record	Pct.
2011	33-17	.660	27-23	.540
2012	26-24	.520	29-21	.580
2013	28-22	.560	28-22	.560
2014	30-20	.600	33-17	.660
2015	22-27	.449	25-25	.500
2016	29-21	.580	29-21	.580
2017	36-17	.679	26-21	.553
2018	21-29	.420	20-30	.400
All-Time	225-177	.560	217-180	.547

WINNIPEG INDEPENDENT BASEBALL RECORDS

Batting Average

1. Terry Lee, 1995	.373
2. Brian Duva, 1998	.367
3. Casey Haerther, 2014	.360
Tyler Kuhn, 2014	.360
5. C. Cappuccio, 2001	.359

Runs Scored

1. Fehlandt Lentini, 2006	93
2. Andrew Sohn, 2017	88
Terry Lee, 1997	88
4. Fehlandt Lentini, 2007	86
5. Price Kendall, 2011	83
Harry Berrios, 2002	83
Brent Sachs, 2002	83

Hits

1. Tyler Kuhn, 2014	148
2. Casey Haerther, 2014	140
3. Fehlandt Lentini, 2006	136
C. Cappuccio, 2001	136
5. Price Kendall, 2011	135

Doubles

1. C. Cappuccio, 2001	39
2. Fehlandt Lentini, 2007	36
3. P. Scalabrini, 2004	34
4. David Bergin, 2017	33
5. Fehlandt Lentini, 2006	32

Triples

1. Fehlandt Lentini, 2006	13
2. Brent Sachs, 1999	9
3. Fehlandt Lentini, 2008	8
4. Six tied with	7

Home Runs

1. Juan Diaz, 2009	29
Sean Hearn, 1998	29
3. Juan Diaz, 2010	24
4. Terry Lee, 1996	23
5. Terry Lee, 1995	22

RBI

1. Juan Diaz, 2009	90
2. Terry Lee, 1996	88
3. R. Abercrombie, 2017	82
4. Josh Romanski, 2017	81
Wes Long, 2011	81
Tony Chance, 1998	81

Stolen Bases

1. Fehlandt Lentini, 2006	57
2. Brian Duva, 1997	55
3. Adam Heisler, 2015	44
4. Fehlandt Lentini, 2007	42
5. Ralph Santana, 2005	41
Kevin Dattola, 1995	41

ERA

1. Rick Forney, 1999	2.13
2. Rafael Gross, 2003	2.28
3. B. Madritsch, 2002	2.30
Rafael Gross, 2001	2.30
5. Matt Rusch, 2012	2.39

Wins

1. Rafael Gross, 2001	14
2. Kevin McGovern, 2017	13
Rafael Gross, 2003	13
4. Nick Hernandez, 2014	12
Ace Walker, 2009	12
Shayn Holbrook, 2004	12
Geraldo Padua, 2002	12

Losses

1. Kevin McGovern, 2018	12
2. Alex Boshers, 2018	10
3. Chris Salamida, 2010	9
Shawn Olney, 1999	9
5. Nate Hernandez, 2015	8
Peter Gehle, 2013	8
Roger Luque, 2005	8
Gregg Press, 1998	8

Saves

1. Victor Capellan, 2018	22
Oscar Montero, 2004	22
3. Ryan Chaffee, 2017	21
4. Steve Thomas, 2001	20
5. Matt Davis, 2007	18

Games Pitched

1. Jack Charleston, 2018	60
2. Brendan Lafferty, 2015	58
3. Brendan Lafferty, 2014	55
4. Brendan Lafferty, 2013	53
5. Brian Beuning, 2008	51

Innings Pitched

1. Ace Walker, 2009	149.0
Roger Luque, 2004	149.0
3. Matt Rusch, 2013	144.2
4. K. McGovern, 2018	144.1
5. Ace Walker, 2010	141.0

Walks

1. Joel Posey, 2007	65
2. Jamie Ybarra, 1997	62
3. Stephen Flake, 2010	55
Matt Jarvis, 1997	55
Mike Bailey, 1996	55

Strikeouts

1. B. Madritsch, 2002	153
2. J. Zimmerman, 1997	140
3. K. McGovern, 2018	129
4. K. McGovern, 2016	125
5. Brad Purcell, 2004	119

All-time AA record - 8 seasons, 442-357, .553 winning pct.

Opponent	Record	Pct.	Opponent	Record	Pct.	Opponent	Record	Pct.
Amarillo	18-1	.947	Kansas City	25-21	.544	St. Paul	62-52	.544
Chicago	7-5	.583	Laredo	11-7	.611	Salina	3-0	1.000
Cleburne	4-6	.400	Lincoln	40-26	.606	Sioux City	39-41	.488
El Paso	2-1	.667	New Jersey	4-2	.667	Sioux Falls	77-42	.647
Fargo	57-62	.479	Ottawa	3-3	.500	Texas/G.P.	19-4	.826
Gary	40-38	.513	Quebec	7-9	.438	Trois-Rivieres	10-5	.667
Joplin	4-6	.400	Rockland	2-1	.667	Wichita	15-20	.429

SEASONS IN REVIEW

AMERICAN ASSOCIATION SEASONS IN REVIEW

2006

North Division	W	L	Pct.	GB	Attend.	Manager
Lincoln Saltdogs	65	31	.677	--	190,873	Tim Johnson
St. Paul Saints	54	42	.563	11	288,171	George Tsamis
St. Joe Blacksnakes	49	46	.516	15.5	59,264	Chris Carminucci
Sioux City Explorers	43	53	.448	22	88,408	Ed Nottle
Sioux Falls Canaries	34	62	.354	31	120,536	Mike Pinto
South Division	W	L	Pct.	GB	Attend.	Manager
Fort Worth Cats	56	39	.589	--	177,894	Stan Hough
Shreveport Sports	54	39	.581	1	53,107	Bob Flori
Coastal Bend Aviators	49	47	.510	7.5	85,862	John Harris
Pensacola Pelicans	39	57	.406	17.5	78,755	Kash Beauchamp
El Paso Diablos	33	60	.355	22	155,651	Mike Marshall/ Carlos Sepulveda/ Butch Henry

Semifinals: St. Paul 3 games, Lincoln 1; Fort Worth 3 games, Shreveport 2.

Finals: Fort Worth 3 games, St. Paul 2.

2006 League Leaders

BA: Pichi Balet, Lincoln, .378

Runs: Evan Tartaglia, C.B./Lincoln, 80

Hits: Pichi Balet, Lincoln, 136

RBI: Pichi Balet, Lincoln, 82

HR: Wil Quintana, St. Joe, 21

Wins: Cory Walters, Fort Worth, 14

SO: Cory Walters, Fort Worth, 111

ERA: Lindsay Gulin, Lincoln, 2.10

2006 All-Stars

1B: Pichi Balet, Lincoln

2B: Alex Llanos, Sioux City

3B: Trino Aguilar, Pensacola

SS: Carlos Mendoza, Pensacola

OF: Chad Hermansen, Sioux Falls

OF: Wil Quintana, St. Joe

OF: Brian Sprout, St. Paul

C: Chris Grossman, Sioux City

UTIL: Jorge Alvarez, El Paso

LHP: Lindsay Gulin, Lincoln

RHP: Cory Walters, Fort Worth

Relief: Tony Pierce, Pensacola

MVP: Pichi Balet, Lincoln

Mgr. of the Year: Tim Johnson, Lincoln

2007

North Division	W	L	Pct.	GB	Attend.	Manager
Lincoln Saltdogs	57	36	.613	--	193,040	Tim Johnson
St. Paul Saints	57	39	.594	1.5	297,834	George Tsamis
Sioux Falls Canaries	53	43	.552	5.5	144,025	Steve Shirley
Sioux City Explorers	40	56	.417	18.5	92,786	Ed Nottle
St. Joe Blacksnakes	34	62	.354	24.5	30,244	Al Gallagher
South Division	W	L	Pct.	GB	Attend.	Manager
El Paso Diablos	56	40	.583	--	211,316	Butch Henry
Fort Worth Cats	53	40	.570	1.5	141,330	Stan Hough
Shreveport Sports	47	48	.495	8.5	57,085	Bob Flori
Coastal Bend Aviators	38	54	.413	16	58,715	John Harris
Pensacola Pelicans	39	56	.411	19	92,466	Mac Seibert

Semifinals: St. Paul 3 games, Lincoln 0; Fort Worth 3 games, El Paso 2.

Finals: Fort Worth 3 games, St. Paul 2.

2007 League Leaders**BA:** Will Smith, Sioux Falls, .367**Runs:** Walter Olmsted, El Paso, 79**Hits:** Jorge Alvarez, El Paso, 148**RBI:** Jorge Alvarez, El Paso, 91**HR:** Trino Aguilar, Pensacola, 16

Marcel Longmire, St. Paul, 16

Wins: Pat Mahomes, Sioux Falls, 12**SO:** Charlie Ruud, St. Paul, 110**ERA:** Lenny Bays, Sioux Falls, 2.90**2007 All-Stars****1B:** Walter Olmsted, El Paso**2B:** Josh Patton, Lincoln**3B:** Trino Aguilar, Pensacola**SS:** Albenis Machado, El Paso**OF:** Brian Fryer, Coastal Bend/Fort Worth**OF:** Jorge Moreno, Sioux City**OF:** Seth Pietsch, Lincoln**C:** Marcel Longmire, St. Paul**Utility:** Jorge Alvarez, El Paso**LHP:** Joel Kirsten, Fort Worth**RHP:** Pat Mahomes, Sioux Falls**Relief:** Jerrod Fuell, Sioux Falls**MVP:** Jorge Alvarez, El Paso**Mgr. of the Year:** Butch Henry, El Paso**2008**

North Division	W	L	Pct.	GB	Attend.	Manager
Sioux Falls Canaries	60	36	.625	--	150,837	Steve Shirley
Sioux City Explorers	52	44	.542	8	87,616	Les Lancaster
Lincoln Saltdogs	50	45	.526	9.5	182,852	Tim Johnson
Wichita Wingnuts	45	50	.474	14.5	146,408	Kash Beauchamp
St. Paul Saints	42	54	.438	18	286,796	George Tsamis
South Division	W	L	Pct.	GB	Attend.	Manager
Fort Worth Cats	60	36	.625	--	185,175	Chad Tredaway
Grand Prairie AirHogs	56	40	.583	4	143,627	Pete Incaviglia
El Paso Diablos	43	51	.457	16	182,380	Butch Henry
Pensacola Pelicans	43	53	.448	17	82,999	Mac Seibert
Shreveport Sports	26	68	.277	33	57,975	Terry Bevington/ Eddie Gerald

Semifinals: Sioux Falls 3 games, Sioux City 0; Grand Prairie 3 games, Fort Worth 1.**Finals:** Sioux Falls 3 games, Grand Prairie 1.**2008 League Leaders****BA:** Kevin Hooper, Wichita, .373**Runs:** Grant Richardson, Sioux Falls, 88**Hits:** Brian Fryer, Fort Worth, 133

Kevin Hooper, Wichita, 133

RBI: Brandon Sing, Pensacola, 86**HR:** Brandon Sing, Pensacola, 22**Wins:** Pedro Flores, Fort Worth, 14**SO:** Thad Markray, Shreveport, 110**ERA:** Nick Singleton, Sioux City, 2.24**2008 All-Stars****1B:** Brandon Sing, Pensacola**2B:** Brenan Herrera, Wichita**3B:** Grant Richardson, Sioux Falls**SS:** Kevin Hooper, Wichita**OF:** Brian Fryer, Fort Worth**OF:** Brent Krause, St. Paul**OF:** Beau Torbert, Sioux Falls**C:** J.B. Tucker, Grand Prairie**Utility:** John Allen, Ft. Worth**LHP:** Joel Kirsten, Ft. Worth**RHP:** Nick Singleton, Sioux City**Relief:** Kris Regas, Sioux Falls**MVP:** Beau Torbert, Sioux Falls**Mgr. of the Year:** Steve Shirley, Sioux Falls

SEASONS IN REVIEW

2009

North Division	W	L	Pct.	GB	Attend.	Manager
Wichita Wingnuts	58	38	.604	--	161,170	Kevin Hooper
Lincoln Saltdogs	49	47	.510	9	172,445	Marty Scott
St. Paul Saints	49	47	.510	9	267,398	George Tsamis
Sioux City Explorers	40	56	.417	18	70,978	Les Lancaster
Sioux Falls Canaries	40	56	.417	18	132,529	Steve Shirley
South Division	W	L	Pct.	GB	Attend.	Manager
Fort Worth Cats	53	43	.552	--	177,807	Chad Tredaway
Pensacola Pelicans	53	43	.552	--	71,797	Talmadge Nunnari
Grand Prairie AirHogs	48	48	.500	5	141,132	Pete Incaviglia
Shreveport-Bossier Captains	48	48	.500	5	86,635	Ricky VanAsselberg
El Paso Diablos	42	54	.438	11	200,323	Butch Henry

Semifinals: Lincoln 3 games, Wichita 2; Pensacola 3 games, Fort Worth 1.

Finals: Lincoln 3 games, Pensacola 2.

2009 League Leaders

BA: Greg Porter, Wichita, .372

Runs: Cesar Nicolas, Grand Prairie, 83

Hits: Greg Porter, Wichita, 140

RBI: Cesar Nicolas, Grand Prairie, 103

HR: Kelly Hunt, Wichita, 21

Greg Porter, Wichita, 21

Wins: Derek Blacksher, Wichita, 11

SO: Ben Moore, Sioux Falls, 101

ERA: Kyle Middleton, Pensacola, 1.75

2009 All-Stars

1B: John Allen, Fort Worth

2B: Antoin Gray, Pensacola

3B: Cesar Nicolas, Grand Prairie

SS: Josh Horn, Wichita

OF: Brian Fryer, Fort Worth

OF: Brent Krause, St. Paul

OF: Greg Porter, Wichita

C: Joe Muich, Wichita

Utility: Chase Burch, Pensacola

LHP: Brad Davis, Wichita

RHP: Derek Blacksher, Wichita

Relief: Chris Thompson, El Paso/Lincoln

MVP: Greg Porter, Wichita

Mgr. of the Year: Kevin Hooper, Wichita

2010

North Division	W	L	Pct.	GB	Attend.	Manager
Sioux Falls Pheasants	63	33	.656	--	86,518	Steve Shirley
Lincoln Saltdogs	51	45	.531	12	163,676	Marty Scott
Wichita Wingnuts	50	46	.521	13	134,773	Kevin Hooper
Sioux City Explorers	49	47	.510	14	56,428	Les Lancaster
St. Paul Saints	45	51	.469	18	237,994	George Tsamis
South Division	W	L	Pct.	GB	Attend.	Manager
Shreveport-Bossier Captains	58	37	.611	--	71,468	Ricky VanAsselberg
Pensacola Pelicans	49	46	.516	9	50,608	Talmadge Nunnari
Grand Prairie AirHogs	43	52	.453	15	124,539	Pete Incaviglia
Fort Worth Cats	37	56	.398	20	122,062	Chad Tredaway
El Paso Diablos	31	63	.330	26.5	179,452	Butch Henry

Semifinals: Sioux Falls 3 games, Lincoln 0; Shreveport-Bossier 3 games, Pensacola 2.

Finals: Shreveport-Bossier 3 games, Sioux Falls 0.

2010 All-Stars**1B:** Brandon Sing, Sioux Falls**2B:** Hector Bernal, El Paso/St. Paul**3B:** Trevor Lawhorn, Sioux Falls**SS:** David Espinosa, Grand Prairie**OF:** Reggie Abercrombie, Sioux Falls**OF:** Greg Porter, Grand Prairie**OF:** Beau Torbert, Sioux Falls**C:** Lou Palmisano, Pensacola**Utility:** Chris Garcia, Shreveport**LHP:** Chris Salberg, Sioux Falls**RHP:** Ben Moore, Sioux Falls**Relief:** Aaron Cotter, Sioux Falls**MVP:** Beau Torbert, Sioux Falls**Mgr. of the Year:** Steve Shirley, Sioux Falls**2010 League Leaders****BA:** Beau Torbert, Sioux Falls, .394**Runs:** Reggie Abercrombie, Sioux Falls, 89**Hits:** Beau Torbert, Sioux Falls, 155**RBI:** Beau Torbert, Sioux Falls, 100**HR:** Brandon Sing, Sioux Falls, 27**Wins:** Ryan Rodriguez, Sioux Falls, 12**SO:** Ben Moore, Sioux Falls, 126**ERA:** Nick Singleton, Wichita, 2.36**2011****North Division**

	W	L	Pct.	GB	Attend.	Manager
Winnipeg Goldeyes	60	40	.600	-	275,521	Rick Forney
St. Paul Saints	56	44	.560	4	240,206	George Tsamis
Fargo-Moorhead RedHawks	44	56	.440	16	175,918	Doug Simunic
Sioux Falls Pheasants	42	57	.425	18	76,549	Steve Shirley

Central Division

	W	L	Pct.	GB	Attend.	Manager
Wichita Wingnuts	55	45	.550	-	138,865	Kevin Hooper
Gary SouthShore RailCats	54	46	.540	1	157,676	Greg Tagert
Lincoln Saltdogs	51	48	.515	3.5	157,647	Marty Scott
Sioux City Explorers	51	49	.510	4	64,000	Stan Cliburn
Kansas City T-Bones	48	52	.480	7	261,115	Tim Doherty

South Division

	W	L	Pct.	GB	Attend.	Manager
Grand Prairie AirHogs	64	36	.640	-	117,861	Ricky VanAsselberg
Fort Worth Cats	48	52	.480	16	108,020	Stan Hough
Shreveport-Bossier Captains	45	55	.450	19	56,910	Vince Moore
Amarillo Sox	44	56	.440	20	138,865	John Harris
El Paso Diablos	37	63	.370	27	172,742	Jorge Alvarez

Semifinals: St. Paul 3 games; Winnipeg 2; Grand Prairie 3 games, Wichita 1.**Finals:** Grand Prairie 3 games, St. Paul 2.**2011 All-Stars****1B:** Trent Lockwood, Fort Worth**2B:** Brad Boyer, Gary SouthShore**3B:** Juan Richardson, Wichita**SS:** Josh Horn, Wichita**OF:** Stephen Douglas, EP/GP**OF:** Ryan Patterson, FW/WIC/SP**OF:** Ray Sadler, Kansas City**C:** Kelley Gulledge, Fort Worth**P:** Ben Moore, Sioux Falls**Relief:** Jon Hunton, Grand Prairie**Defensive POY:** Jonathan Van Every, SP**Rookie:** Price Kendall, Winnipeg**MVP:** Lee Cruz, Amarillo**Mgr. of the Year:** Rick Forney, Winnipeg**2011 League Leaders****BA:** Blake Gailen, Lincoln, .406**Runs:** Fehlandt Lentini, Winnipeg, 98**Hits:** Stephen Douglas, Grand Prairie, 160**RBI:** Ray Sadler, Kansas City, 100**HR:** Brandon Sing, Sioux Falls, 24**Wins:** Josh Rainwater, Grand Prairie, 14**SO:** Ben Moore, Sioux Falls, 144**ERA:** David Trahan, Sioux City, 2.67

SEASONS IN REVIEW

2012

North Division	W	L	Pct.	GB	Attend.	Manager
Fargo-Moorhead RedHawks	65	35	.650	-	187,438	Doug Simunic
Winnipeg Goldeyes	55	45	.520	10	285,263	Rick Forney
St. Paul Saints	52	48	.520	13	240,616	George Tsamis
Sioux Falls Pheasants	45	55	.450	20	130,541	Steve Shirley
Central Division	W	L	Pct.	GB	Attend.	Manager
Wichita Wingnuts	59	41	.590	-	152,727	Kevin Hooper
Kansas City T-Bones	51	49	.510	8	260,620	Kenny Hook
Gary SouthShore RailCats	50	50	.500	9	159,837	Greg Tagert
Sioux City Explorers	45	55	.450	14	55,627	Stan Cliburn
Lincoln Saltdogs	41	59	.410	18	160,986	Chris Miyake
South Division	W	L	Pct.	GB	Attend.	Manager
Laredo Lemurs	54	46	.540	-	187,845	Pete Incaviglia
Grand Prairie AirHogs	53	47	.530	1	108,236	Ricky VanAsselberg
El Paso Diablos	47	53	.470	7	181,122	J. Alvarez/T. Johnson
Amarillo Sox	46	54	.460	8	133,380	John Harris

Semifinals: Winnipeg 3 games, Fargo-Moorhead 0; Wichita 3 games, Laredo 0.

Finals: Winnipeg 3 games, Wichita 0.

2012 All-Stars

1B: Bryan Myrow, Grand Prairie

2B: Jake Kahaulelio, Wichita

3B: Cesar Nicolas, Sioux Falls

SS: Zach Penprase, Fargo-Moorhead

OF: Nic Jackson, Fargo-Moorhead

OF: Chris Roberson, Winnipeg

OF: Adam Buschini, Amarillo

C: Chris McMurray, GP/Lincoln

P: Josh Lowey, Wichita

Relief: Tom Boleska, Fargo-Moorhead

Defensive POY: Ryan Khoury, Wichita

Rookie: Robert Coe, St. Paul

MVP: Nic Jackson, Fargo-Moorhead

Mgr. of the Year: Tim Johnson, El Paso

2012 League Leaders

BA: Jake Kahaulelio, Wichita, .372

Runs: Zach Penprase, Fargo-Moorhead, 95

Hits: Maikol Gonzalez, El Paso, 141

RBI: Nic Jackson, Fargo-Moorhead, 89

HR: Ryan Delgado, Fargo-Moorhead

Wins: Josh Lowey, Wichita, 15

SO: Matthew Rusch, Winnipeg, 113

Brian Grening, Kansas City, 113

ERA: Matthew Rusch, Winnipeg, 2.40

2013

North Division	W	L	Pct.	GB	Attend.	Manager
Fargo-Moorhead RedHawks	62	38	.620	--	186,091	Doug Simunic
Winnipeg Goldeyes	56	44	.560	6	276,359	Rick Forney
St. Paul Saints	47	53	.470	15	239,399	George Tsamis
Sioux Falls Canaries	42	58	.420	20	161,131	Steve Shirley
Central Division	W	L	Pct.	GB	Attend.	Manager
Wichita Wingnuts	68	32	.680	--	147,119	Kevin Hooper
Gary SouthShore RailCats	58	41	.586	9.5	165,024	Greg Tagert
Lincoln Saltdogs	49	51	.490	19	177,982	Ken Oberkfell
Kansas City T-Bones	40	60	.400	28	265,596	Kenny Hook
Sioux City Explorers	38	62	.380	30	52,052	Stan Cliburn
South Division	W	L	Pct.	GB	Attend.	Manager
Grand Prairie AirHogs	54	46	.540	--	111,195	Ricky VanAsselberg
Laredo Lemurs	52	47	.525	1.5	151,055	Pete Incaviglia
Amarillo Sox	52	48	.520	2	105,798	Bobby Brown
El Paso Diablos	39	61	.390	15	111,230	T. Johnson/C. Lezcano

Semifinals: Gary 3 games, Fargo-Moorhead 1; Wichita 3 games, Grand Prairie 0.

Finals: Gary 3 games, Wichita 1.

2013 All-Stars

1B: C.J. Ziegler, Wichita

2B: Jake Kahalelio, Wichita

3B: Abel Nieves, Wichita

SS: Maikol Gonzalez, El Paso

OF: Nick Van Stratten, Sioux Falls

OF: Brent Clevlen, Wichita

OF: Chris Valencia, Amarillo

C: Brian Peterson, Laredo

DH: John Rodriguez, Wichita

P: Taylor Stanton, Fargo-Moorhead

Relief: Patrick Mincey, Grand Prairie

Defensive POY: Leugim Barroso, S.C.

Rookie: Joe Weik, Amarillo

MVP: C.J. Ziegler, Wichita

Mgr. of the Year: Kevin Hooper, Wichita

2013 League Leaders

BA: Abel Nieves, Wichita, .357

Runs: Jake Kahalelio, Wichita, 91

Hits: Nick Van Stratten, Sioux Falls, 143

RBI: C.J. Ziegler, Wichita, 99

HR: C.J. Ziegler, Wichita, 30

Wins: Alain Quijano, Gary, 12

SO: Ben Moore, Sioux Falls, 131

ERA: Taylor Stanton, Fargo, 2.43

2014

North Division	W	L	Pct.	GB	Attend.	Manager
Winnipeg Goldeyes	63	37	.630	--	258,429	Rick Forney
St. Paul Saints	48	52	.480	15	248,106	George Tsamis
Fargo-Moorhead RedHawks	43	56	.434	19.5	186,306	Doug Simunic
Sioux Falls Canaries	33	67	.330	30	139,784	Steve Shirley
Central Division	W	L	Pct.	GB	Attend.	Manager
Lincoln Saltdogs	54	46	.540	--	166,503	Ken Oberkfell
Gary SouthShore RailCats	53	47	.530	1	164,286	Greg Tagert
Kansas City T-Bones	48	52	.480	6	248,989	John Massarelli
Sioux City Explorers	47	53	.470	7	50,476	Steve Montgomery
South Division	W	L	Pct.	GB	Attend.	Manager
Wichita Wingnuts	73	27	.730	--	147,706	Kevin Hooper
Laredo Lemurs	58	42	.580	15	132,562	Pete Incaviglia
Grand Prairie AirHogs	40	60	.400	33	60,747	Ricky VanAsselberg/ Eric Champion
Amarillo Sox	37	62	.374	35.5	81,834	Bobby Brown

Semifinals: Lincoln 3 games, Winnipeg 2; Wichita 3 games, Laredo 1.

Finals: Wichita 3 games, Lincoln 0.

2014 All-Stars

1B: Casey Haerther, Winnipeg

2B: Travis Denker, Laredo

3B: Abel Nieves, Grand Prairie

SS: Tyler Kuhn, Winnipeg

OF: Drew Martinez, Gary

OF: Brent Clevlen, Wichita

OF: Nick Van Stratten, Laredo

C: Chris McMurray, Wichita

DH: Ian Gac, Lincoln

P: Nick Hernandez, Winnipeg

Relief: Marshall Schuler, Lincoln

Defensive POY: Ryan Khoury, Wichita

Rookie: Jeremy Strawn, Laredo

MVP: Brent Clevlen, Wichita

Manager: Kevin Hooper, Wichita

SEASONS IN REVIEW

2014 League Leaders

BA: Brent Clevlen, Wichita, .372

Runs: Daniel Pulfer, Gary, 88

Hits: Drew Martinez, Gary, 153

RBI: Travis Denker, Laredo, 85

HR: Ian Gac, Lincoln, 27

Wins: Jason Van Skike, Wichita, 12

Nick Hernandez, Winnipeg, 12

SO: Patrick Johnson, Sioux City, 106

ERA: Cesar Carrillo, Laredo, 2.80

2015

North Division	W	L	Pct.	GB	Attend.	Manager
St. Paul Saints	74	26	.740	--	404,528	George Tsamis
Winnipeg Goldeyes	47	52	.475	26.5	258,922	Rick Forney
Fargo-Moorhead RedHawks	44	56	.440	30	187,099	Doug Simunic
Sioux Falls Canaries	39	60	.394	34.5	132,280	Chris Paterson
Central Division	W	L	Pct.	GB	Attend.	Manager
Sioux City Explorers	75	25	.750	--	77,429	Steve Montgomery
Kansas City T-Bones	49	50	.495	25.5	232,068	John Massarelli
Gary SouthShore RailCats	45	55	.450	30	165,306	Greg Tagert
Lincoln Saltdogs	34	66	.340	41	171,605	Ken Oberkfell
South Division	W	L	Pct.	GB	Attend.	Manager
Wichita Wingnuts	59	41	.590	--	141,837	Kevin Hooper
Laredo Lemurs	57	43	.570	2	62,517	Pete Incaviglia
Joplin Blasters	55	45	.550	4	65,975	Carlos Lezcano
Amarillo Thunderheads	45	55	.450	14	52,472	Bobby Brown
Grand Prairie AirHogs	29	71	.290	30	52,072	Eric Champion

Semifinals: Sioux City 3 games, St. Paul 1; Laredo 3 games, Wichita 2.

Finals: Laredo 3 games, Sioux City 1.

2015 All-Stars

1B: Angelo Songco, St. Paul

2B: Ryan Court, Sioux City

3B: Josh Mazzola, Winnipeg

SS: Noah Perio, Sioux City

OF: Adam Heisler, Winnipeg

OF: Michael Lang, Sioux City

OF: Denis Phipps, Laredo

C: Vinny DiFazio, St. Paul

DH: Casey Haerther, Winnipeg

P: Patrick Johnson, Sioux City

Relief: Winston Abreu, Joplin

Defensive POY: Matty Johnson, Sioux City

Rookie: Mike Zouzalik, St. Paul

MVP: Vinny DiFazio, St. Paul

Manager: Steve Montgomery, Sioux City

2015 League Leaders

BA: Vinny DiFazio, St. Paul, .361

Runs: Matty Johnson, Sioux City, 80

Hits: Noah Perio, Sioux City, 129

RBI: Vinny DiFazio, St. Paul, 82
Angelo Songco, St. Paul, 82

HR: Josh Mazzola, Winnipeg, 20

Wins: Patrick Johnson, Sioux City, 15
Kramer Sneed, St. Paul, 15

SO: Brandon Mann, Fargo-Moorhead, 157

ERA: Ryan Zimmerman, Sioux City, 1.80

SEASONS IN REVIEW/LEAGUE HISTORY

2016

North Division	W	L	Pct.	GB	Attend.	Manager
St. Paul Saints	61	39	.610	--	413,482	George Tsamis
Winnipeg Goldeyes	58	42	.580	3	231,206	Rick Forney
Fargo-Moorhead RedHawks	52	48	.520	9	180,345	Doug Simunic
Sioux Falls Canaries	40	60	.400	21	125,591	Chris Patterson/ Shelby Ford
Central Division	W	L	Pct.	GB	Attend.	Manager
Sioux City Explorers	54	46	.540	--	68,278	Steve Montgomery
Gary SouthShore RailCats	52	48	.520	2	163,519	Greg Tagert
Lincoln Saltdogs	52	48	.520	2	169,750	Bobby Brown
Kansas City T-Bones	42	58	.420	12	213,165	John Massarelli
South Division	W	L	Pct.	GB	Attend.	Manager
Wichita Wingnuts	61	39	.610	--	150,929	Pete Rose Jr.
Laredo Lemurs	57	42	.576	3.5	41,955	Pete Incaviglia
Joplin Blasters	36	64	.360	25	31,001	Gabe Suarez
Texas AirHogs	34	65	.343	26.5	44,282	James Frisbie

Semifinals: Winnipeg 3 games, St. Paul 2; Wichita 3 games, Sioux City 1.

Finals: Winnipeg 3 games, Wichita 2.

2016 All-Stars

1B: David Rohm, Winnipeg

2B: Brett Wiley, Kansas City

3B: Josh Mazzola, Fargo-Moorhead

SS: Nate Samson, Sioux City

OF: Willie Cabrera, Joplin/Winnipeg

OF: Keury De La Cruz, Fargo-Moorhead

OF: Alonzo Harris, St. Paul

C: Luis Alen, Lincoln

DH: Curt Smith, Lincoln

P: Lindsey Caughel, Lincoln

Relief: Ryan Rodebaugh, St. Paul

Defensive POY: Jose Gonzalez, Gary

Rookie: Matt Chavez, Winnipeg

MVP: Nate Samson, Sioux City

Manager: Greg Tagert, Gary SouthShore

2016 League Leaders

BA: Matt Chavez, Wichita, .359

Runs: Michael Lang, Sioux City, 83

Hits: Keury De La Cruz, Fargo-Moorhead, 137

RBI: Josh Mazzola, Fargo-Moorhead, 78

HR: Dennis Phipps, Laredo 24

Burt Reynolds, Texas/Laredo, 24

Wins: Tyler Alexander, Fargo-Moorhead, 12

Alex Boshers, Wichita, 12

Mark Hamburger, St. Paul, 12

SO: Tyler Alexander, Fargo-Moorhead, 156

ERA: Lindsey Caughel, Lincoln, 2.09

SEASONS IN REVIEW

2017

North Division	W	L	Pct.	GB	Attend.	Manager
Winnipeg Goldeyes	62	38	.620	--	219,556	Rick Forney
Fargo-Moorhead RedHawks	57	43	.570	5	176,086	Doug Simunic/ Michael Schlact
St. Paul Saints	48	52	.480	14	406,051	George Tsamis
Sioux Falls Canaries	45	55	.450	17	113,506	Mike Meyer
Central Division	W	L	Pct.	GB	Attend.	Manager
Lincoln Saltdogs	58	41	.586	--	172,712	Bobby Brown
Gary SouthShore RailCats	57	43	.570	1.5	181,612	Greg Tagert
Kansas City T-Bones	57	43	.570	1.5	211,599	Joe Calfapietra
Sioux City Explorers	46	54	.460	12.5	58,407	Steve Montgomery
South Division	W	L	Pct.	GB	Attend.	Manager
Wichita Wingnuts	61	38	.616	--	157,995	Pete Rose Jr.
Cleburne Railroaders	47	53	.470	14.5	103,264	Gabe Suarez
Texas AirHogs	43	57	.430	18.5	65,672	Billy Martin Jr.
#Salina Stockade	18	82	.180	43.5	—	J.D. Droddy
# - road team.						

Semifinals: Winnipeg 3 games, Lincoln 1; Wichita 3 games, Gary SouthShore 0.

Finals: Winnipeg 3 games, Wichita 2.

2017 All-Stars

1B: Matt Chavez, Wichita

2B: Cesar Valera, Lincoln

3B: Wes Darvill, Winnipeg

SS: Andrew Sohn, Winnipeg

OF: Anthony Gallas, St. Paul

OF: Richard Prigatano, Wichita

OF: Josh Romanski, Winnipeg

C: Martin Medina, Wichita

DH: David Bergin, Winnipeg

P: Tyler Alexander, Fargo-Moorhead

Relief: Cody Winiarski, Kansas City

Defensive POY: Tony Campana, S.C.

Rookie: Colin Willis, Gary SouthShore

MVP: Josh Romanski, Winnipeg

Manager: Bobby Brown, Lincoln

2017 League Leaders

BA: Shawn Pleffner, Winnipeg, .340

Runs: Andrew Sohn, Winnipeg, 88
Christian Stringer, Wichita, 88

Hits: Shawn Pleffner, Winnipeg, 133

RBI: Matt Chavez, Wichita, 84

HR: Jabari Henry, Sioux Falls, 29.

Wins: Mark Hamburger, St. Paul, 13
Kevin McGovern, Winnipeg, 13

SO: Tyler Alexander, Fargo-Moorhead, 167

ERA: Tyler Alexander, Fargo-Moorhead, 2.07

ALUMNI IN THE MAJOR LEAGUES IN 2018

RHP John Brebbia, Sioux Falls 2014, Laredo 2015



Spending most of the year in the big leagues, Brebbia had another excellent season out of the Cardinals' bullpen in 2018. The righty was outstanding during St. Louis' playoff push in September, earning two victories and allowing one run in 10.2 innings of work.

YEAR	CLUB	ERA	W	L	S	G	GS	IP	SO
2017	St. Louis	2.44	0	0	0	50	0	51.2	51
2018	St. Louis	3.20	3	3	0	45	0	50.2	60

RHP Junior Guerra, Wichita 2011 & 2013



Guerra recovered from an injury-plagued 2017 to have a solid campaign in the Brewers' rotation in 2018. He finished third on the squad in starts and innings pitched and second in strikeouts, while also making two appearances in the playoffs.

YEAR	CLUB	ERA	W	L	S	G	GS	IP	SO
2015	Chicago W.S.	6.75	0	0	0	3	0	4.0	3
2016	Milwaukee	2.81	9	3	0	20	20	121.2	100
2017	Milwaukee	5.12	1	4	0	21	14	70.1	67
2018	Milwaukee	4.09	6	9	0	31	26	141.0	136


RHP James Hoyt, Wichita 2012



Hoyt spent the majority of the season in Triple-A, making one big-league appearance with the Astros in April. He was traded to the Cleveland Indians in August.

YEAR	CLUB	ERA	W	L	S	G	GS	IP	SO
2016	Houston	4.50	1	1	0	22	0	22.0	28
2017	Houston	4.38	1	0	0	43	0	49.1	66
2018	Houston	0.00	0	0	0	1	0	0.1	0

RHP Brandon Kintzler, St. Paul 2009




Kintzler's value to major-league bullpens is clear, as he was swapped at the trade deadline to bolster a team's playoff push for the second season in a row. This time, the Chicago Cubs acquired him from Washington en route to their playoff berth after registering a 2.03 ERA for the Nationals in July.

YEAR	CLUB	ERA	W	L	S	G	GS	IP	SO
2010	Milwaukee	7.36	0	1	0	7	0	7.1	9
2011	Milwaukee	3.68	1	1	0	9	0	14.2	15
2012	Milwaukee	3.78	3	0	0	14	0	16.2	14
2013	Milwaukee	2.69	3	3	0	71	0	77.0	58
2014	Milwaukee	3.24	3	3	0	64	0	58.1	31
2015	Milwaukee	6.43	0	1	0	7	0	7.0	7
2016	Minnesota	3.15	0	2	17	54	0	54.1	35
2017	MIN/WAS	3.03	4	3	29	72	0	71.1	39
2018	WAS/CHC	4.60	3	3	2	70	0	60.2	43

LHP Brandon Mann, Fargo-Moorhead 2015

After parts of 17 seasons in the minors as well as a stint in Japan, Mann finally reached the big leagues in 2018, getting four separate call-ups from Triple-A. He started off his major-league career in style: in his first three appearances with the Rangers, opposing hitters went just 2-for-15.

YEAR	CLUB	ERA	W	L	S	G	GS	IP	SO
2018	Texas	5.40	0	0	0	7	0	8.1	3

RHP Chris Martin, Grand Prairie 2010

The Arlington, Texas, native signed with the hometown Rangers for 2018 after spending the previous two seasons in Japan. Martin was especially effective during home games, putting together a 2.88 ERA and fanning 20 hitters in 25 innings.

YEAR	CLUB	ERA	W	L	S	G	GS	IP	SO
2014	Colorado	6.89	0	0	0	16	0	15.2	14
2015	N.Y. Yankees	5.66	0	2	0	24	0	20.2	18
2018	Texas	4.54	1	5	0	46	0	41.2	37

LHP James Paxton, Grand Prairie 2010

Paxton's season was highlighted on May 8 by throwing the second no-hitter by a Canadian, blanking Toronto, 5-0. The lefty led his team in strikeouts and finished second in victories, despite two separate stints on the disabled list.

YEAR	CLUB	ERA	W	L	S	G	GS	IP	SO
2013	Seattle	3.45	3	0	0	4	4	24.0	21
2014	Seattle	3.04	6	4	0	13	13	74.0	59
2015	Seattle	3.90	3	4	0	13	13	67.0	56
2016	Seattle	3.79	6	7	0	20	20	121.0	117
2017	Seattle	2.98	12	5	0	24	24	136.0	156
2018	Seattle	3.76	11	6	0	28	28	160.1	208

OF David Peralta, Wichita 2012, Amarillo 2013

Peralta remains a consistent performer for Arizona, leading the Diamondbacks in batting average and RBI and finishing second in home runs, runs scored and slugging percentage in 2018. He was especially lethal during the month of August, hitting .361 with 10 home runs and 21 RBI.

YEAR	CLUB	AVG	G	H	R	2B	HR	RBI	SB
2014	Arizona	.286	88	94	40	12	8	36	6
2015	Arizona	.312	149	144	61	26	17	78	9
2016	Arizona	.251	48	43	23	9	4	15	2
2017	Arizona	.293	140	154	82	31	14	57	8
2018	Arizona	.293	146	164	75	25	30	87	4

RHP Chaz Roe, Laredo 2012



Roe was an effective workhorse out of the bullpen for Tampa Bay in 2018, finishing third on the team in appearances and limiting opposing hitters to a .197 average. He pitched well in June, allowing one earned run on five hits in 13 appearances.

YEAR	CLUB	ERA	W	L	S	G	GS	IP	SO
2013	Arizona	4.03	1	0	0	21	0	22.1	24
2014	N.Y. Yankees	9.00	0	0	0	3	0	2.0	4
2015	Baltimore	4.14	4	2	0	36	0	41.1	38
2016	BAL/ATL	3.64	2	0	0	30	0	29.2	37
2017	ATL/TB	2.53	0	0	0	12	0	10.2	13
2018	Tampa Bay	3.58	1	3	1	61	0	50.1	53

RHP Max Scherzer, Fort Worth 2007



One of the majors' most dominating hurlers, Scherzer was again outstanding in 2018, leading the National League in strikeouts (300), innings pitched (220.2) and opponents' batting average, (.188), and earning his sixth consecutive All-Star Game selection.

YEAR	CLUB	ERA	W	L	S	G	GS	IP	SO
2008	Arizona	3.05	0	4	0	16	7	56.0	66
2009	Arizona	4.12	9	11	0	30	30	170.1	174
2010	Detroit	3.50	12	11	0	31	31	195.2	184
2011	Detroit	4.43	15	9	0	33	33	195.0	174
2012	Detroit	3.74	16	7	0	32	32	187.2	231
2013	Detroit	2.90	21	3	0	32	32	214.1	240
2014	Detroit	3.19	18	5	0	33	33	220.1	252
2015	Washington	2.79	14	12	0	33	33	228.2	276
2016	Washington	2.96	20	7	0	34	34	228.1	284
2017	Washington	2.51	16	6	0	31	31	200.2	268
2018	Washington	2.53	18	7	0	33	33	220.2	300

RHP Aaron Wilkerson, Grand Prairie 2013-04



Wilkerson pitched at the Triple-A level for much of the season, where he had a superb 2.49 ERA in 72.1 innings as both a starter and a reliever. He made three big-league appearances, including one start, in July.

YEAR	CLUB	ERA	W	L	S	G	GS	IP	SO
2017	Milwaukee	3.48	1	0	0	3	2	10.1	7
2018	Milwaukee	10.00	0	1	0	3	1	9.0	10

Other American Association alumni reaching MLB

Player	Position	AA Club	MLB Club (Post-AA)
Tim Adleman	RHP	El Paso/Lincoln 2012	Cincinnati 2016-17
Angel Castro	RHP	Lincoln 2010	Oakland 2015
Aaron Crow	RHP	Fort Worth 2008-09	Kansas City 2011-14
Dane De La Rosa	RHP	El Paso 2009	Tampa Bay 2011-12, L.A. Angels 2013-14
John Holdzkom	RHP	SC 2013, AMA 2013-14	Pittsburgh 2014
Chris Jakubauskas	RHP	Lincoln 2007	SEA 2009, PIT 2010, BAL 2011
Kris Johnson	LHP	Kansas City 2011	Pittsburgh 2013, Minnesota 2014
Chris Martin	RHP	Grand Prairie 2010	Colorado 2014, N.Y. Yankees 2015
Eddy Rodriguez	C	EP 2009, SF 2010	San Diego 2012
Tanner Scheppers	RHP	St. Paul 2009	Texas 2012-17
Chris Smith	RHP	Wichita 2013	Oakland 2016-17
Caleb Thielbar	LHP	St. Paul 2011	Minnesota 2013-15
Ian Thomas	LHP	Winnipeg 2010-11	Atlanta 2014-15, L.A. Dodgers 2015

CONTRACTS SOLD

Contracts of AA players sold to Major League organizations

Player	Position	AA Club	MLB Club	Year Sold
Lee Cruz	OF/DH	Amarillo	Baltimore	2011
Cody Evans	RHP	Amarillo	Los Angeles Angels	2011
Cyle Hankerd	OF	Amarillo	Philadelphia	2011
Harrison Kain	OF	Amarillo	Los Angeles Angels	2011
Adam Buschini	INF/OF	Amarillo	San Diego	2012
Cyle Hankerd	OF	Amarillo	Chicago White Sox	2012
Chase Johnson	RHP	Amarillo	Baltimore	2012
David Peralta	OF	Amarillo	Arizona	2013
K.C. Serna	SS	Amarillo	Philadelphia	2013
John Holdzkom	RHP	Amarillo	Pittsburgh	2014
Joe Weik	INF/OF	Amarillo	Los Angeles Angels	2014
Drew Heid	OF	Amarillo	Philadelphia	2015
Cortland Cox	RHP	Cleburne	Los Angeles Angels	2018
Taylor Grover	RHP	Chicago	Cincinnati	2018
Jaime Landin	INF	Coastal Bend	St. Louis	2007
Juan Camacho	1B	El Paso	Chicago White Sox	2006
Albenis Machado	INF	El Paso	Chicago Cubs	2006
Rick Rivas	RHP	El Paso	Los Angeles Dodgers	2010
Maikol Gonzalez	INF	El Paso	Los Angeles Dodgers	2011
Zane Chavez	C	El Paso	Baltimore	2012
Marcel Prado	RHP	El Paso	Baltimore	2012
Omar Luna	INF	El Paso	Atlanta	2013
Maikol Gonzalez	INF	El Paso	Los Angeles Angels	2014
Alex Caldera	RHP	Fargo-Moorhead	Miami	2011
C.J. Retherford	INF	Fargo-Moorhead	Los Angeles Dodgers	2011
Tom Boleska	RHP	Fargo-Moorhead	Minnesota	2012
Ryan Delgado	C	Fargo-Moorhead	Oakland	2012
Jon Gaston	OF	Fargo-Moorhead	Chicago	2012
Tyler Herron	RHP	Fargo-Moorhead	Washington	2012
Kenn Kasperek	RHP	Fargo-Moorhead	Pittsburgh	2012
Buddy Sosnoskie	OF	Fargo-Moorhead	Baltimore	2012
Ryan Stovall	INF	Fargo-Moorhead	Arizona	2012
Erik Castro	INF	Fargo-Moorhead	Atlanta	2014
Zach Wright	C	Fargo-Moorhead	Washington	2015
Brandon Mann	LHP	Fargo-Moorhead	Oakland	2015
Travis Ballew	RHP	Fargo-Moorhead	Miami	2016
Dustin Geiger	1B	Fargo-Moorhead	Miami	2016
Tyler Herron	RHP	Fargo-Moorhead	New York Mets	2016
Drew Muren	RHP	Fargo-Moorhead	Arizona	2016
Kevin Taylor	INF/OF	Fargo-Moorhead	New York Mets	2016
Keury De La Cruz	OF	Fargo-Moorhead	Seattle	2017
Zach Prendergast	RHP	Fargo-Moorhead	St. Louis	2017
Sebastian Kessay	LHP	Fargo-Moorhead	Arizona	2018
Trey McNutt	RHP	Fargo-Moorhead	Oakland	2018
Matt Harrington	RHP	Fort Worth	Chicago Cubs	2006
Luke Hochevar	RHP	Fort Worth	Kansas City	2006
Shawn Williams	INF	Fort Worth	Tampa Bay	2006
Chadd Blasko	RHP	Fort Worth	Baltimore	2007
Kelley Gullette	C	Fort Worth	Los Angeles Dodgers	2007
Max Scherzer	RHP	Fort Worth	Arizona	2007
Jon Hunton	RHP	Fort Worth	Oakland	2008
Aaron Crow	RHP	Fort Worth	Kansas City	2009
Jake Gautreau	INF	Fort Worth	Tampa Bay	2009
Lee Gwaltney	RHP	Fort Worth	San Diego	2009
Kevin Thompson	OF	Fort Worth	Texas	2009
Seth Fortenberry	OF	Fort Worth	Miami	2010
Ryan Patterson	OF	Fort Worth	Detroit	2010
Robert Romero	RHP	Fort Worth	Los Angeles Dodgers	2011

Contracts of AA players sold to Major League organizations

Clay Zavada	LHP	Gary SouthShore	San Diego	2013
Anthony Cheky	OF	Gary SouthShore	Arizona	2015
Spencer Mahoney	INF	Gary SouthShore	New York Yankees	2015
Alex Gunn	LHP	Gary SouthShore	Arizona	2016
Christian Herstine	RHP	Gary SouthShore	New York Yankees	2016
Jose Sermo	INF	Gary SouthShore	Boston	2016
Matt Solter	RHP	Gary SouthShore	San Francisco	2016
Jose Gonzalez	C	Gary SouthShore	Minnesota	2017
Ryan Fitzgerald	INF	Gary SouthShore	Boston	2018
Scot Drucker	RHP	Grand Prairie	Detroit	2008
Geivy Garcia	RHP	Grand Prairie	San Francisco	2008
Kieran Mattison	RHP	Grand Prairie	Los Angeles Dodgers	2008
Tristan Crawford	RHP	Grand Prairie	Philadelphia	2009
David Espinosa	INF	Grand Prairie	Seattle	2009
Cesar Nicolas	INF	Grand Prairie	Detroit	2009
Luke Pridoda	RHP	Grand Prairie	New York Yankees	2009
Dustin Cameron	RHP	Grand Prairie	Philadelphia	2011
German Duran	INF	Grand Prairie	Miami	2011
Michael Hollimon	INF	Grand Prairie	Minnesota	2011
Chris Martin	RHP	Grand Prairie	Boston	2011
James Paxton	LHP	Grand Prairie	Seattle	2011
Greg Smith	LHP	Grand Prairie	New York Yankees	2011
Lance Day	RHP	Grand Prairie	Houston	2012
Chris McMurray	C	Grand Prairie	Arizona	2012
Bo Schultz	RHP	Grand Prairie	Arizona	2012
Micah Gibbs	C/OF	Grand Prairie	Kansas City	2013
Aaron King	OF	Grand Prairie	Boston	2013
Jared Mortensen	RHP	Grand Prairie	Tampa Bay	2013
Caesar Lopez	RHP	Grand Prairie	Atlanta	2014
Aaron Wilkerson	RHP	Grand Prairie	Boston	2014
Palmer Betts	RHP	Texas (G.P.)	Arizona	2016
Dillon Thomas	OF	Texas (G.P.)	Milwaukee	2018
Kris Johnson	LHP	Kansas City	Pittsburgh	2011
Bobby Doran	RHP	Kansas City	Toronto	2016
David Holman	RHP	Kansas City	Colorado	2016
Dalton Wheat	OF	Kansas City	Miami	2016
Scott Carroll	RHP	Kansas City	Chicago Cubs	2017
Christian Correa	C	Kansas City	Colorado	2017
Mike Kickham	LHP	Kansas City	Miami	2017
Zach Walters	INF	Kansas City	Kansas City	2017
James Buckelew	LHP	Kansas City	Chicago Cubs	2018
Keith Curcio	OF	Kansas City	Boston	2018
Carlos Diaz	LHP	Kansas City	Cincinnati	2018
Taylor Featherston	INF	Kansas City	Cincinnati	2018
Joe Filomeno	LHP	Kansas City	Seattle	2018
Nick Lee	LHP	Kansas City	Cincinnati	2018
Cody Martin	RHP	Kansas City	New York Mets	2018
Dylan Tice	2B	Kansas City	New York Mets	2018
Nick Torres	OF	Kansas City	Texas	2018
Adam Brett Walker	OF	Kansas City	Washington	2018
Mike Benacka	RHP	Laredo	Toronto	2012
Christopher Murrill	OF	Laredo	Tampa Bay	2012
Chaz Roe	RHP	Laredo	Arizona	2012
Matt Way	LHP	Laredo	Arizona	2012
Sawyer Carroll	OF	Laredo	Arizona	2013
Mark Serrano	RHP	Laredo	Arizona	2013
Fabian Williamson	LHP	Laredo	Cincinnati	2013
Mike Piazza	RHP	Laredo	Colorado	2014
John Brebbia	RHP	Laredo	Arizona	2015
Luis De La Cruz	RHP	Laredo	Arizona	2015
Omar Bencomo	RHP	Laredo	Minnesota	2015

CONTRACTS SOLD

Contracts of AA players sold to Major League organizations

Ryan Ortiz	C	Laredo	Cleveland	2015
Ryan Beckman	RHP	Laredo	Miami	2016
Zane Chavez	C	Laredo	Pittsburgh	2016
Travis Denker	3B	Laredo	Arizona	2016
Danny Reynolds	RHP	Laredo	Atlanta	2016
Matt Sergey	RHP	Laredo	Oakland	2016
Kamakani Usui	RHP	Laredo	San Francisco	2016
Kyle Winkler	RHP	Laredo	Tampa Bay	2016
Trey Masek	RHP	Laredo	Cleveland	2017
Jarrett Gardner	RHP	Lincoln	San Diego	2006
Lindsey Gulin	LHP	Lincoln	Milwaukee	2007
Chris Jakubauskas	RHP	Lincoln	Seattle	2007
Anthony Contreras	INF	Lincoln	San Diego	2008
Jason Jarvis	RHP	Lincoln	San Francisco	2008
Carlos Guevara	RHP	Lincoln	San Diego	2009
Shawn McGill	C	Lincoln	Chicago Cubs	2009
Tim Brown	RHP	Lincoln	Philadelphia	2010
Shawn McGill	C	Lincoln	Atlanta	2010
Vince Albitz	INF	Lincoln	St. Louis	2011
Vince Bongiovanni	RHP	Lincoln	Toronto	2011
Gavin Dickey	OF	Lincoln	Atlanta	2011
Blake Gailen	OF	Lincoln	Los Angeles Angels	2011
Jeff Howell	C	Lincoln	Boston	2011
Curt Smith	INF	Lincoln	Miami	2011
Thomas Palica	LHP	Lincoln	Philadelphia	2011
Garrett Sherrill	RHP	Lincoln	Miami	2011
David Quinowski	LHP	Lincoln	Baltimore	2012
Brandon Sinnergy	RHP	Lincoln	Arizona	2012
P.J. Zocchi	RHP	Lincoln	Los Angeles Dodgers	2012
Joe Bisenius	RHP	Lincoln	Atlanta	2013
Dan Carroll	OF	Lincoln	Atlanta	2013
Jose Gil	C	Lincoln	New York Yankees	2013
Eddie McKiernan	RHP	Lincoln	Arizona	2013
Dennis Raben	1B	Lincoln	Kansas City	2013
Eric Brooks	RHP	Lincoln	Arizona	2014
Luis Chirinos	RHP	Lincoln	Los Angeles Dodgers	2014
Curt Smith	INF	Lincoln	St. Louis	2014
Dexter Kjerstad	OF	Lincoln	Miami	2015
Clayton Cook	RHP	Lincoln	Texas	2016
Christian Ibarra	INF	Lincoln	Minnesota	2016
Casey Crosby	LHP	Lincoln	Minnesota	2017
Shairon Martis	RHP	Lincoln	Baltimore	2017
Brian McAfee	RHP	Lincoln	Seattle	2017
Cesilio Pimentel	LHP	Lincoln	Arizona	2017
Joe Robbins	3B/OF	Lincoln	Arizona	2017
Jacob Condra-Bogan	RHP	Lincoln	Kansas City	2018
Carlos Mendoza	INF	Pensacola	New York Yankees	2006
Tony Pierce	RHP	Pensacola	Atlanta	2006
Clint Sodowsky	RHP	Pensacola	Atlanta	2006
David Golliner	C	Pensacola	Los Angels Angels	2008
Joe Hulett	C	Pensacola	Texas	2008
Paul Phillips	RHP	Pensacola	Tampa Bay	2008
Dan Smith	LHP	Pensacola	Baltimore	2008
Dustin Cameron	RHP	Pensacola	Philadelphia	2009
Kyle Middleton	RHP	Pensacola	Oakland	2009
Jimmy Mojica	INF	Pensacola	Seattle	2009
Jason Jones	RHP	Pensacola	Washington	2010
Jake Whitesides	UTIL	St. Joe	Chicago Cubs	2006
Jimmy Mojica	INF	St. Joe	Milwaukee	2007

Contracts of AA players sold to Major League organizations

Brent Krause	OF	St. Paul	Baltimore	2007
Luis Villareal	LHP	St. Paul	Philadelphia	2007
Shawn Wooten	C	St. Paul	New York Mets	2007
Kyle Foster	RHP	St. Paul	Boston	2008
Tony Mansolino	INF	St. Paul	Philadelphia	2008
Craig Mollidrem	RHP	St. Paul	Boston	2008
Brandon Kintzler	RHP	St. Paul	Milwaukee	2009
Tanner Scheppers	RHP	St. Paul	Texas	2009
Ole Sheldon	INF	St. Paul	Cleveland	2009
Dan Kaczowski	INF	St. Paul	Arizona	2010
Matt Meyer	LHP	St. Paul	Los Angeles Angels	2010
Anthony Norman	OF	St. Paul	Pittsburgh	2010
Caleb Thielbar	LHP	St. Paul	Minnesota	2011
Brandon Tripp	OF	St. Paul	Philadelphia	2011
Robert Coe	RHP	St. Paul	Arizona	2012
Wes Roemer	RHP	St. Paul	Los Angeles Dodgers	2012
Dan Sattler	RHP	St. Paul	Minnesota	2012
Nick Ammirati	C	St. Paul	Seattle	2013
Brad Boyer	INF	St. Paul	Minnesota	2013
Mark Hamburger	RHP	St. Paul	Minnesota	2013
Cole Nelson	LHP	St. Paul	Atlanta	2013
Michael Zouzalik	RHP	St. Paul	Baltimore	2015
Vinny DiFazio	C	St. Paul	Los Angeles Dodgers	2016
Dan Johnson	RHP	St. Paul	Los Angeles Dodgers	2016
Anthony Phillips	SS	St. Paul	Los Angeles Angels	2016
Angelo Songco	1B	St. Paul	Los Angeles Dodgers	2016
John Straka	RHP	St. Paul	Toronto	2016
Caleb Thielbar	LHP	St. Paul	Miami	2016
Eric Veglahn	LHP	St. Paul	Toronto	2016
Seth Rosin	RHP	St. Paul	San Francisco	2017
John Straka	RHP	St. Paul	Toronto	2017
Josh Allen	2B	St. Paul	New York Mets	2018
Caleb Thielbar	LHP	St. Paul	Detroit	2018
Amaury Casana	INF/OF	Shreveport	St. Louis	2006
Nick Corbeil	C	Shreveport	San Diego	2007
Todd Self	OF	Shreveport	Houston	2007
Coby Smith	OF	Shreveport	Los Angeles Angels	2007
Colby Miller	RHP	Shreveport	Miami	2008
Chris Garcia	INF	Shreveport	Pittsburgh	2009
Chris Garcia	INF	Shreveport	Atlanta	2010
Brian Peterson	C	Shreveport	Kansas City	2010
Chris Grossman	C	Sioux City	St. Louis	2006
Griffin Bailey	RHP	Sioux City	New York Yankees	2009
Kris Regas	LHP	Sioux City	Detroit	2009
Justin Toole	INF	Sioux City	Cleveland	2009
David Trahan	RHP	Sioux City	New York Yankees	2009
Matt Kramer	C	Sioux City	Boston	2011
Cody Satterwhite	RHP	Sioux City	New York Mets	2013
Nate Samson	INF	Sioux City	Arizona	2014
Rob Wort	RHP	Sioux City	Arizona	2014
Patrick Johnson	RHP	Sioux City	Pittsburgh	2015
Rob Wort	RHP	Sioux City	Boston	2015
Lindsey Caughel	RHP	Sioux City	Seattle	2016
Ryan Court	INF	Sioux City	Boston	2016
Connor Overton	RHP	Sioux City	San Francisco	2016
Noah Perio	INF	Sioux City	Los Angeles Dodgers	2016
Taylor Scott	RHP	Sioux City	Milwaukee	2016
Kevin McCanna	RHP	Sioux City	Arizona	2017
James Needy	RHP	Sioux City	Miami	2017
John Nogowski	INF	Sioux City	St. Louis	2017

CONTRACTS SOLD

Contracts of AA players sold to Major League organizations

Reinier Roibal	RHP	Sioux City	Los Angeles Dodgers	2017
Tyler Fallwell	RHP	Sioux City	Philadelphia	2018
Parker Markel	RHP	Sioux City	Seattle	2018
Ian McKinney	LHP	Sioux City	Seattle	2018
Dustin Delucchi	OF	Sioux Falls	San Diego	2006
John Wesley	RHP	Sioux Falls	Chicago White Sox	2006
Chad Hermansen	OF	Sioux Falls	Miami	2007
Trevor Lawhorn	INF	Sioux Falls	Seattle	2007
Trevor Lawhorn	INF	Sioux Falls	Washington	2007
Pat Mahomes	RHP	Sioux Falls	Toronto	2007
Josh Kite	LHP	Sioux Falls	Detroit	2008
Javier Garcia	RHP	Sioux Falls	Boston	2009
Beau Torbert	OF	Sioux Falls	Atlanta	2010
Eddy Rodriguez	C	Sioux Falls	San Diego	2011
Cody Evans	RHP	Sioux Falls	Toronto	2012
Kyle Mertins	RHP	Sioux Falls	Baltimore	2012
Willie Argo	OF	Sioux Falls	Seattle	2016
Kevin Folman	RHP	Sioux Falls	Chicago White Sox	2018
Dustan Mohr	OF	Wichita	Colorado	2008
Justin Dowdy	LHP	Wichita	Tampa Bay	2010
Will Savage	RHP	Wichita	Los Angeles Dodgers	2010
Brent Clevlen	OF	Wichita	Philadelphia	2011
Cephas Howard	RHP	Wichita	Texas	2011
Ryan Patterson	OF	Wichita	Arizona	2011
Andrew Aiezenstadt	RHP	Wichita	Philadelphia	2012
James Hoyt	RHP	Wichita	Atlanta	2012
Matt Nevarez	RHP	Wichita	Tampa Bay	2012
Nate Robertson	LHP	Wichita	Toronto	2012
Ryan Hinson	LHP	Wichita	Atlanta	2013
John Link	RHP	Wichita	Detroit	2013
C.J. Ziegler	1B	Wichita	Minnesota	2013
John Link	RHP	Wichita	Miami	2014
Matt Nevarez	RHP	Wichita	Pittsburgh	2014
Chris Peacock	RHP	Wichita	Pittsburgh	2014
Carlo Testa	OF	Wichita	Arizona	2014
J.T. Wise	INF	Wichita	Texas	2014
Alberto Gonzalez	INF	Wichita	Detroit	2015
Luis Hernandez	INF	Wichita	Los Angeles Angels	2015
Jarret Leverett	LHP	Wichita	San Francisco	2015
Jayce Ray	OF	Wichita	Boston	2015
Paul Smyth	RHP	Wichita	Arizona	2015
Dakota Watts	RHP	Wichita	Texas	2015
Zack Cox	3B	Wichita	Detroit	2016
Derek Eitel	RHP	Wichita	San Diego	2016
Ryan Kussmaul	RHP	Wichita	Arizona	2016
Alex Sogard	LHP	Wichita	Baltimore	2016
Chad Nading	RHP	Wichita	San Diego	2017
Fabian Williamson	LHP	Winnipeg	Atlanta	2012
Nate Samson	SS	Winnipeg	Chicago Cubs	2013
Kyle Anderson	LHP	Winnipeg	Arizona	2014
Tyler Graham	OF	Winnipeg	San Francisco	2014
Ryan Scoma	DH/OF	Winnipeg	Toronto	2014
Nestor Molina	RHP	Winnipeg	San Francisco	2016
Tanner Murphy	C	Winnipeg	Colorado	2017
Jacob Rogers	1B/RHP	Winnipeg	Texas	2017
Josh Romanski	OF	Winnipeg	Minnesota	2017
Wes Darvill	3B	Winnipeg	Los Angeles Dodgers	2018

AMERICAN ASSOCIATION LEAGUE RECORDS

Batting**Batting Average****Highest, Team, Season:** .312, Sioux Falls, 2010.**Lowest, Team, Season:** .23432, Texas, 2018.**Highest, Batter, Season:** .406, Blake Gailen, Lincoln, 2011.**Games****Most, Batter, Season:** 100, several.**At-Bats****Most, Team, Season:** 3,617, El Paso, 2012.**Fewest, Team, Season:** 3,089, Coastal Bend, 2007.**Most, Team, Game:** 67, Lincoln, May 16, 2014 (2nd game, 16 innings) and Sioux Falls, July 10, 2018 (18 innings).**Most, Batter, Season:** 434, Ryan Patterson, Wichita/St. Paul/Fort Worth, 2011.**Most, Batter, Game:** 9, Harrison Kain, Amarillo, July 17, 2012.**Runs****Most, Team, Season:** 650, Amarillo, 2011.**Fewest, Team, Season:** 307, Texas, 2018.**Most, Team, Game:** 26, Sioux Falls, August 22, 2008.**Most, Both Teams, Game:** 45, El Paso (24) vs. Shreveport (21), July 4, 2010.**Most, Team, Inning:** 12, St. Paul, July 28, 2007.**Most, Batter, Season:** 98, Fehlandt Lentini, Amarillo/Winnipeg, 2011.**Most, Batter, Game:** 6, Todd Cunningham, Kansas City, August 25, 2018.**Hits****Most, Team, Season:** 1097, Wichita, 2011.**Fewest, Team, Season:** 766, Grand Prairie, 2015.**Most, Team, Game:** 28, Pensacola, August 1, 2007; Shreveport, July 4, 2010; and Gary SouthShore, July 16, 2015.**Most, Both Teams, Game:** 53, El Paso (25) vs. Shreveport (28), July 4, 2010.**Most, Team, Inning:** 10, El Paso, August 8, 2013.**Most, Batter, Season:** 160, Stephen Douglas, El Paso/Grand Prairie, 2011.**Most, Batter, Game:** 6, several.**Total Bases****Most, Team, Season:** 1,674, Sioux Falls, 2010.**Fewest, Team, Season:** 1,051, Grand Prairie, 2015.**Most, Team, Game:** 53, Sioux Falls, July 3, 2010.**Most, Batter, Season:** 269, Beau Torbert, Sioux Falls, 2010.**Most, Batter, Game:** 17, John Allen, Fort Worth, August 16, 2008.**Singles****Most, Batter, Game:** 5, several.**Doubles****Most, Team, Season:** 250, Amarillo, 2011.**Fewest, Team, Season:** 131, Gary, 2012.**Most, Team, Game:** 11, Wichita, June 3, 2009 and Sioux City, July 11, 2010.**Most, Batter, Season:** 43, Jorge Alvarez, El Paso, 2007.**Most, Batter, Game:** 4, Brett Cooley, Lincoln, July 30, 2007; Nic Jackson, Fargo-Moorhead, September 3, 2012; and Brennan Metzger, Gary SouthShore, August 22, 2015.**Triples****Most, Team, Season:** 47, Amarillo, 2011.**Fewest, Team, Season:** 6, Lincoln, 2007 and Fargo-Moorhead, 2011.**Most, Team, Game:** 5, Amarillo, June 25, 2012.**Most, Batter, Season:** 17, Mike Massaro, Gary SouthShore, 2013.

LEAGUE RECORDS

Most, Batter, Game: 3, J.P. Schmidt, El Paso, June 16, 2006 and Mike Massaro, Gary, June 24, 2012.

Home Runs

Most, Team, Season: 128, Lincoln, 2010.

Fewest, Team, Season: 20, Gary, 2013.

Most, Team, Game: 7, Sioux Falls, July 3, 2010.

Most, Team, Inning: 5, Kansas City, May 20, 2013.

Most, Batter, Season: 30, C.J. Ziegler, Wichita, 2013.

Most, Batter, Game: 4, John Allen, Fort Worth, August 16, 2008.

Grand Slams

Most, Team, Season: 7, Sioux Falls, 2010.

Most, Team, Game: 2, Sioux City, August 21, 2007; Sioux Falls, May 13, 2010; Fargo-Moorhead, June 24, 2013.

Most, Batter, Season: 2, several.

Most, Batter, Game: 1, several.

RBI

Most, Team, Season: 597, Amarillo, 2011.

Fewest, Team, Season: 278, Texas, 2018.

Most, Team, Game: 25, Sioux Falls, August 22, 2008 and Grand Prairie, June 12, 2011.

Most, Batter, Season: 103, Cesar Nicolas, Grand Prairie, 2009.

Most, Batter, Game: 9, Brian Buchanan, St. Paul, July 20, 2006.

Extra-Base Hits

Most, Batter, Season: 64, Beau Torbert, Sioux Falls, 2010.

Most, Batter, Game: 4, several.

On-Base Percentage

Highest, Team, Season: .388, Wichita, 2011.

Lowest, Team, Season: .298, Texas, 2018.

Highest, Batter, Season: .490, Brian Myrow, Grand Prairie, 2012, and Chris Garcia, Shreveport, 2010.

Slugging Percentage

Highest, Team, Season: .504, Sioux Falls, 2010.

Lowest, Team, Season: .322, Grand Prairie, 2015.

Highest, Batter, Season: .702, Brandon Sing, Sioux Falls, 2010.

Sacrifice Hits

Most, Team, Season: 66, Sioux City, 2008.

Fewest, Team, Season: 1, Wichita, 2017.

Most, Team, Game: 6, Pensacola, August 3, 2007; Cleburne, May 29, 2017 and Cleburne, July 19, 2018.

Most, Batter, Season: 19, Ben Thomas, St. Joe, 2006.

Sacrifice Flies

Most, Team, Season: 50, Sioux City, 2015 and Sioux City, 2018.

Fewest, Team, Season: 17, Texas, 2018.

Most, Team, Game: 4, several.

Most, Batter, Season: 11, Rene Tosoni, Sioux City, 2015 and Brent Clevlen, Wichita, 2017.

Hit by Pitch

Most, Team, Season: 74 Grand Prairie, 2013 and Lincoln, 2017.

Fewest, Team, Season: 31, Sioux Falls, 2009.

Most, Team, Game: 6, St. Paul, May 24, 2006; Grand Prairie, June 26, 2011 and Lincoln, July 4, 2012.

Most, Batter, Season: 22, Jake Kahaulelio, Wichita, 2013.

Most, Batter, Game: 3, several.

Walks

Most, Team, Season: 438, Gary SouthShore, 2012.

Fewest, Team, Season: 238, Sioux City, 2013.

Most, Team, Game: 18, St. Paul, August 15, 2010.

Most, Team, Inning: 5, St. Joe, August 6, 2006.

Most, Batter, Season: 92, T.J. Mittelstaedt, Kansas City, 2014.

Most, Batter, Game: 5, several.

Intentional Walks

Most, Team, Season: 27, Gary SouthShore, 2011.

Fewest, Team, Season: 1, Cleburne, 2018.

Most, Team, Game: 4, Gary SouthShore, September 2, 2018.

Most, Batter, Season: 10, several.

Most, Batter, Game: 3, Dan Meier, Sioux City, June 8, 2006.

Strikeouts

Most, Team, Season: 910, Cleburne, 2018.

Fewest, Team, Season: 463, Wichita, 2010.

Most, Team, Game: 24, Wichita, June 6, 2017.

Most, Both Teams, Game: 34, Wichita (24) vs. Kansas City (10), June 6, 2017.

Most, Batter, Season: 139, Victor Diaz, Grand Prairie, 2015.

Most, Batter, Game: 7, Angel Fermin, Sioux Falls, July 8, 2006.

Stolen Bases

Most, Team, Season: 188, Sioux City, 2015.

Fewest, Team, Season: 39, St. Paul, 2014.

Most Attempts, Team, Season: 233, Sioux City, 2015.

Fewest Attempts, Team, Season: 52, St. Paul, 2014.

Highest Success Rate, Team, Season: 87.2%, St. Paul, 2007 (150 of 172 attempts successful)

Lowest Success Rate, Team, Season: 51.9%, Lincoln, 2016 (42 of 81 attempts successful)

Most, Team, Game: 9, Texas, August 31, 2017 and Sioux Falls, July 1, 2018.

Most, Runner, Season: 60, Alvaro Rondon, Texas, 2017.

Most, Runner, Game: 5, Ralph Santana, Sioux Falls, May 19, 2006.

Caught Stealing

Most, Team, Season: 56, Gary SouthShore, 2012 and Sioux City, 2018.

Fewest, Team, Season: 10, Kansas City, 2017.

Most, Team, Game: 5, Pensacola, July 16, 2010.

Most, Runner, Season: 16, Alonzo Harris, St. Paul, 2015.

Most, Runner, Game: 3, Abel Nieves, Wichita, September 1, 2013.

Grounded into Double Play

Most, Team, Season: 129, Wichita, 2011.

Fewest, Team, Season: 49, St. Joe, 2007.

Most, Team, Game: 6, Gary SouthShore, May 26, 2014.

Most, Batter, Season: 26, Cristian Guerrero, Gary SouthShore/Sioux Falls, 2013.

Most, Batter, Game: 3, several.

Runners Left on Base

Most, Team, Season: 808, St. Paul, 2014.

Fewest, Team, Season: 642, Wichita, 2008.

Most, Team, Game: 23, Grand Prairie, August 17, 2012.

Most, Both Teams, Game: 35, El Paso at Fort Worth (13 innings), July 19, 2009.

Pitching

Games

Most, Pitcher, Season: 60, Jack Charleston, Winnipeg, 2018.

Games Started

Most, Pitcher, Season: 25, Charle Rosario, Gary SouthShore/Winnipeg, 2017 and Alex Gunn, Gary SouthShore, 2017.

Games Finished

Most, Pitcher, Season: 48, Marshall Schuler, Lincoln, 2014.

LEAGUE RECORDS

Complete Games

Most, Team, Season: 16, Fort Worth, 2007.

Fewest, Team, Season: 0, Sioux Falls, 2018 and Texas, 2018.

Most, Pitcher, Season: 7, Mark Hamburger, St. Paul, 2016; Mark Hamburger, St. Paul, 2017.

Shutouts

Most, Pitcher, Season: 4, Jeff Blitstein, Lincoln, 2006.

Innings Pitched

Most, Team, Season: 904.0, Amarillo, 2012.

Fewest, Team, Season: 775.1, Coastal Bend, 2007.

Most, Team, Game: 18, Sioux Falls and Winnipeg, July 10, 2018.

Most, Pitcher, Season: 172.0, Mark Hamburger, St. Paul, 2017.

Most, Pitcher, Game: 10, several.

Earned-Run Average

Lowest, Team, Season: 3.04, Sioux City, 2015.

Highest, Team, Season: 7.21, El Paso, 2011.

Lowest, Pitcher, Season: 1.75, Kyle Middleton, Pensacola, 2009.

Wins

Most, Pitcher, Season: 15, Josh Lowey, Wichita, 2012; Patrick Johnson, Sioux City, 2015; and Kramer Sneed, St. Paul, 2015.

Losses

Most, Pitcher, Season: 13, Jeremy Strawn, Kansas City/Sioux Falls, 2015.

Saves

Most, Team, Season: 37, Wichita, 2018.

Fewest, Team, Season: 10, St. Joe, 2007.

Most, Pitcher, Season: 34, Marshall Schuler, Gary SouthShore, 2014.

Hits Allowed

Most, Team, Season: 1209, El Paso, 2011.

Fewest, Team, Season: 750, Sioux City, 2015.

Most, Team, Game: 28, Shreveport, August 1, 2007; El Paso, July 4, 2010 and Gary, July 16, 2015.

Most, Pitcher, Season: 194, Kyle Ruwe, Sioux Falls, 2014.

Most, Pitcher, Game: 23, Andrew Romo, Amarillo, August 8, 2013.

Most, Pitcher, Inning: 10, Kyle Ruwe, Sioux Falls, June 13, 2014.

At-Bats Faced

Most, Team, Season: 3,564, Shreveport-Bossier, 2011.

Fewest, Team, Season: 3,074, Wichita, 2008.

Most, Pitcher, Season: 680, Mark Hamburger, St. Paul, 2017.

Most, Team, Game: 67, Lincoln, May 16, 2014 and Winnipeg, July 10, 2018.

Batters Faced

Most, Team, Season: 4,300, El Paso, 2011.

Fewest, Team, Season: 3,481, Shreveport, 2006.

Most, Pitcher, Season: 732, Mark Hamburger, St. Paul, 2017.

Runs Allowed

Most, Team, Season: 815, El Paso, 2011.

Fewest, Team, Season: 344, Sioux City, 2015.

Most, Team, Game: 26, Shreveport, August 22, 2008.

Most, Both Teams, Game: 45, Shreveport (24) vs. El Paso (21), July 4, 2010.

Most, Team, Inning: 12, Sioux City, July 28, 2007.

Most, Pitcher, Season: 101, Adam Champion, Sioux Falls, 2013, and Kyle Ruwe, Sioux Falls, 2014.

Most, Pitcher, Game: 19, Andrew Romo, Amarillo, August 8, 2013.

Most, Pitcher, Inning: 10, Justin Lord, St. Paul, June 17, 2008.

Earned Runs Allowed

Most, Team, Season: 706, El Paso, 2011.

Fewest, Team, Season: 301, Sioux City, 2015.

Most, Team, Game: 24, Shreveport, August 22, 2008 and Shreveport, July 4, 2010.

Most, Team, Inning: 12, Sioux City, July 28, 2007.

Most, Pitcher, Season: 101, Adam Champion, Sioux Falls, 2013.

Most, Pitcher, Game: 17, Andrew Romo, Amarillo, August 8, 2013.

Most, Pitcher, Inning: 13, Kyle Ruwe, Sioux Falls, June 13, 2013.

Home Runs Allowed

Most, Team, Season: 104, Sioux City, 2017.

Fewest, Team, Season: 38, El Paso, 2007 and Wichita, 2009.

Most, Team, Game: 7, Sioux City, July 3, 2010.

Most, Team, Inning: 5, Lincoln, May 20, 2013.

Most, Pitcher, Season: 25, Ben Moore, Sioux Falls, 2009.

Most, Pitcher, Game: 5, Mike Meyer, St. Paul, July 30, 2006 and Jeff Blitstein, St. Paul, August 20, 2008.

Most, Pitcher, Inning: 4, Robert Coe, St. Paul, July 17, 2017.

Grand Slams Allowed

Most, Team, Season: 5, Sioux City, 2007; El Paso, 2011; and St. Paul, 2017.

Most, Team, Game: 2, Sioux Falls, August 21, 2007 and Lincoln, May 13, 2010.

Most, Pitcher, Season: 2, several.

Doubles Allowed

Most, Team, Season: 246, Shreveport, 2011.

Fewest, Team, Season: 121, Sioux City, 2015 and Fargo-Moorhead, 2018.

Triples Allowed

Most, Team, Season: 47, Amarillo, 2011.

Fewest, Team, Season: 7, St. Paul, 2016.

Sacrifice Hits Allowed

Most, Team, Season: 51, Wichita, 2008.

Fewest, Team, Season: 14, Sioux Falls, 2018.

Most, Pitcher, Season: 12, Jack Frawley, Fargo-Moorhead/Gary SouthShore, 2011.

Sacrifice Flies Allowed

Most, Team, Season: 63, Texas, 2018.

Fewest, Team, Season: 15, Lincoln, 2006.

Most, Pitcher, Season: 10, Sam Smith, Pensacola, 2006; Clegg Snipes, Pensacola, 2008 and D.J. Brown, Fargo-Moorhead, 2018.

Hit by Pitch Allowed

Most, Team, Season: 79, El Paso, 2013.

Fewest, Team, Season: 25, Gary SouthShore, 2017.

Most, Team, Game: 6, Sioux Falls, May 24, 2006; El Paso, June 26, 2011; and El Paso, July 4, 2012.

Most, Pitcher, Season: 18, Jesen Merle, St. Joe, 2006.

Most, Pitcher, Game: 5, Ryan Zimmerman, St. Paul, July 12, 2017 and Trevor Simms, Chicago, July 22, 2018.

Most, Pitcher, Inning: 3, Kevin Brower, El Paso, May 12, 2006; Nick Singleton, Wichita, June 9, 2011 and Ryan Zimmerman, St. Paul, July 12, 2017.

Walks Allowed

Most, Team, Season: 531, Texas, 2018.

Fewest, Team, Season: 227, Gary, 2018.

Most, Team, Game: 18, Lincoln, August 15, 2010.

Most, Team, Inning: 5, Sioux Falls, August 6, 2006.

Most, Pitcher, Season: 82, Trevor Fox, Sioux City, 2009 and Shaun Ellis, El Paso, 2010.

Most, Pitcher, Game: 8, several.

Intentional Walks Issued

Most, Team, Season: 39, St. Paul, 2011.

Fewest, Team, Season: 2, Texas, 2017 and Gary, 2018.

LEAGUE RECORDS

Most, Team, Game: 4, Kansas City, September 2, 2018.

Most, Pitcher, Season: 10, Matt Long, St. Paul, 2011.

Most, Pitcher, Game: 3, Dan Valentin, Fort Worth, July 1, 2007.

Strikeouts

Most, Team, Season: 897, Kansas City, 2017.

Fewest, Team, Season: 479, Wichita, 2008.

Most, Team, Game: 24, Kansas City vs. Wichita, June 6, 2017.

Most, Pitcher, Season: 157, Brandon Mann, Fargo-Moorhead, 2015.

Most, Pitcher, Game: 17, several.

Wild Pitches

Most, Team, Season: 114, Lincoln, 2010.

Fewest, Team, Season: 26, Sioux City, 2011.

Most, Team, Game: 8, El Paso, May 30, 2010.

Most, Pitcher, Season: 26, Jim Paduch, Lincoln, 2010.

Most, Pitcher, Game: 5, several.

Opponents' Batting Average

Highest, Team, Season: .328, El Paso, 2011.

Lowest, Team, Season: .229, Sioux City, 2015.

Highest, Pitcher, Season: .370, David McWatters, El Paso, 2006.

Lowest, Pitcher, Season: .190, Ryan Zimmerman, Sioux City, 2015.

Balks

Most, Team, Season: 14, Pensacola, 2009.

Fewest, Team, Season: 0, several.

Most, Team, Game: 3, several.

Most, Pitcher, Season: 6, Hunter Davis, Pensacola, 2009.

Most, Pitcher, Game: 3, several.

No-Hitters

Pitcher	Team	Date	Opponent
Joel Kirsten	Fort Worth	August 21, 2006	El Paso
Will Savage	Wichita	June 23, 2009	Sioux City
Jarrett Gardner	Lincoln	June 25, 2009	El Paso
Karl Triana	Gary SouthShore	June 2, 2016	Kansas City
Matt Sergey	Kansas City	July 27, 2017	Texas

One-Hitters

Pitcher	Team	Date	Opponent
Dan Valentin	Fort Worth	July 20, 2007	Pensacola
Lenny Bays	Sioux Falls	August 13, 2007	Lincoln
Joel Kirsten	Fort Worth	June 3, 2008	Pensacola
Randy Beam	Pensacola	July 11, 2009	El Paso
Adam Cowart	Sioux Falls	May 21, 2011	Lincoln
Nick Singleton	Wichita	June 9, 2011	Sioux Falls
Jake Laber	Fargo-Moorhead	July 11, 2011	Sioux Falls
Matt Way	Laredo	June 15, 2012	El Paso
Pete Parese	Lincoln	July 5, 2013	Fargo-Moorhead
Dustin Crenshaw	Gary SouthShore	June 4, 2014	Sioux City
Michael Suk	Laredo	August 2, 2014	Amarillo
Tyler Herron	Fargo-Moorhead	June 1, 2016	Sioux City
C. Pimentel/M. Wagner/			
J.R. Bunda	Lincoln	June 7, 2017	Sioux Falls
Tyler Alexander	Fargo-Moorhead	August 8, 2017	Kansas City
Austin Robichaux	Lincoln	August 23, 2018	Cleburne

Fielding

Fielding Percentage

Highest Fielding Percentage, Season: .982, Lincoln, 2017.

Lowest Fielding Percentage, Season: .959, El Paso, 2006.

Putouts

Most Putouts, Season: 2699, Kansas City, 2017.

Fewest Putouts, Season: 2326, Coastal Bend, 2007.

Most Putouts, Game: 54, Sioux Falls and Winnipeg, July 10, 2018 (18 innings).

Assists

Most Assists, Season: 1226, El Paso, 2007.

Fewest Assists, Season: 830, Texas, 2018.

Most Assists, Game: 27, Gary, August 8, 2012.

Errors

Most Errors, Season: 147, El Paso, 2006, and El Paso, 2013.

Fewest Errors, Season: 65, Lincoln, 2017.

Most Errors, Game: 9, El Paso, August 24, 2013.

Total Chances

Most Total Chances, Season: 3973, El Paso, 2012.

Fewest Total Chances, Season: 3346, Fort Worth, 2010.

Double Plays

Most Double Plays, Season: 133, El Paso, 2007.

Fewest Double Plays, Season: 61, Sioux City, 2017.

Double Plays, Game: 6, Kansas City, May 26, 2014.

Triple Plays

Triple Plays, Team, Season: 1, several.

Passed Balls

Most Passed Balls, Season: 38, Pensacola, 2006.

Fewest Passed Balls, Season: 2, Wichita, 2014; Winnipeg, 2015.

Passed Balls, Game: 5, St. Paul, August 5, 2007.

Stolen Bases

Most Allowed, Team, Season: 221, Amarillo, 2011.

Fewest Allowed, Team, Season: 47, St. Paul, 2006.

Most Attempts Allowed, Team, Season: 264, Amarillo, 2011.

Fewest Attempts Allowed, Team, Season: 82, St. Paul, 2006.

Most Allowed, Team, Game: 9, Salina, August 31, 2017 and Texas, July 1, 2018.

Runners Thrown Out Stealing

Most, Team, Season: 53, El Paso, 2008.

Fewest, Team, Season: 11, Sioux City, 2012.

Most, Team, Game: 5, Shreveport vs. Pensacola, July 6, 2010.

Most, Catcher, Season: 45, Edwin Bellorin, Wichita, 2011.

Most, Pitcher, Season: 15, Josh Neitz, El Paso, 2009.

Highest Efficiency, Team, Season: .427, St. Paul, 2006 (35 of 82 runners thrown out)

Lowest Efficiency, Team, Season: .071, Sioux City, 2012 (11 of 154 runners thrown out).

First Base

Percentage, Season: .999, Alex Crosby, Gary, 2018.

Games, Season: 100, C.J. Ziegler, Wichita, 2013.

Putouts, Season: 943, Brandon Sing, Sioux Falls, 2010 and C.J. Ziegler, Wichita, 2013.

Putouts, Game: 21, Derek Schermerhorn, Wichita/Sioux City, August 12, 2008 and Steve Pearson, Wichita, May 20, 2009.

Assists, Season: 85, Trent Lockwood, Fort Worth, 2011.

Assists, Game: 4, several.

Errors, Season: 16, Tim Dorn, Pensacola, 2006 and C.J. Ziegler, Wichita, 2013.

Errors, Game: 3, Cesar Nicolas, Grand Prairie, May 21, 2009.

LEAGUE RECORDS

Total Chances, Season: 1020, C.J. Ziegler, Wichita, 2013.

Double Plays, Season: 107, Brandon Sing, Sioux Falls, 2010.

Second Base

Percentage, Season: .995, Christian Stringer, Wichita, 2017.

Games, Season: 100, Carlo Cota, Fargo-Moorhead, 2011.

Putouts, Season: 222, Carlo Cota, Fargo-Moorhead, 2011.

Putouts, Game: 8, Dan Kaczrowski, St. Paul, June 3, 2009.

Assists, Season: 341, Carlo Cota, Fargo-Moorhead, 2011.

Assists, Game: 11, Brandon Haywood, El Paso, July 21, 2006.

Errors, Season: 25, Antoin Gray, Pensacola, 2009.

Errors, Game: 3, several.

Total Chances, Season: 575, Carlo Cota, Fargo-Moorhead, 2011.

Double Plays, Season: 99, Carlo Cota, Fargo-Moorhead, 2012.

Third Base

Percentage, Season: .967, Michael Thompson, Wichita, 2009 and Nate Hanson, St. Paul, 2016.

Games, Season: 99, Carlos Mendez, Sioux Falls, 2014 and Nate Hanson, St. Paul, 2017.

Putouts, Season: 78, Chase Simpson, Wichita/Lincoln/Cleburne, 2018.

Putouts, Game: 5, Chad Sosebee, St. Joe, July 5, 2007.

Assists, Season: 224, Terence Green, Fort Worth, 2006.

Assists, Game: 9, Lester Contreras, Pensacola, July 4, 2009.

Errors, Season: 42, Matt Imwalle, Sioux Falls, 2007.

Errors, Game: 4, Edwin Maldonado, Grand Prairie, June 4, 2008 and Landon Camp, Sioux City, July 5, 2009.

Total Chances, Season: 316, Terence Green, 2006.

Double Plays, Season: 28, Michael Thompson, Wichita, 2008.

Shortstop

Percentage, Season: .976, Ryan Khoury, Wichita, 2014 and Anthony Phillips, St. Paul, 2015.

Games, Season: 100, several.

Putouts, Season: 200, Arnaldo Ponce, El Paso, 2010.

Putouts, Game: 7, Tim Hutting, Sioux Falls, May 31, 2008.

Assists, Season: 357, Tim Hutting, Sioux Falls, 2010.

Assists, Game: 12, David Cooper, Gary, 2012.

Errors, Season: 32, Tony Garcia, Lincoln, 2007.

Errors, Game: 5, Jimmy Mojica, Kansas City, June 28, 2011.

Total Chances, Season: 533, Albenis Machado, El Paso, 2007.

Double Plays, Season: 89, Tim Hutting, Sioux Falls, 2010 and Zach Penprase, Fargo-Moorhead, 2012.

Outfield

Percentage, Season: 1.000, several.

Games, Season: 100, several.

Putouts, Season: 275, Dustin Jones, Sioux City, 2011.

Putouts, Game: 12, Dan Motl, Sioux Falls, July 10, 2018 (18 innings).

Assists, Season: 15, Francisco Leandro, Sioux Falls, 2011.

Assists, Game: 2, several.

Errors, Season: 15, Denis Phipps, Laredo, 2015.

Errors, Game: 2, several.

Total Chances, Season: 290, Nick Van Stratten, Sioux Falls, 2013.

Double Plays, Season: 6, Ray Sadler, Kansas City, 2011.

Catcher

Percentage, Season: .997, Ken Lup, Sioux Falls, 2009, Luis Alen, Winnipeg, 2014 and Dylan Kelly, Sioux City, 2018.

Games, Season: 94, Edwin Bellorin, Wichita, 2011.

Putouts, Season: 762, Dylan Kelly, Sioux City, 2018.

Putouts, Game: 24, Leonardo Rojas, Kansas City, June 6, 2017.

Assists, Season: 74, Eddy Rodriguez, El Paso, 2009.

Assists, Game: 5, Jacob Wallis, Fort Worth, May 30, 2006.

Errors, Season: 17, Eddy Rodriguez, El Paso, 2009.

Errors, Game: 3, James Beaver, St. Joe, June 21, 2007 and Jeff Christy, Wichita, July 19, 2010.

Total Chances, Season: 731, Brian Peterson, Laredo, 2013.

Double Plays, Season: 13, Justin O'Conner, St. Paul, 2018.

Passed Balls, Season: 28, Marcel Longmire, St. Paul, 2007.

Passed Balls, Game: 5, Marcel Longmire, St. Paul, August 5, 2007.

Stolen Bases Allowed, Season: 142, Kevin Butler, Amarillo, 2011.

Stolen Base Attempts Allowed, Season: 167, Kevin Butler, Amarillo, 2011 and Edwin Bellorin, Wichita, 2011.

Highest Stolen-Base Efficiency, Season (minimum 12 attempts): .469, Jeremy Frost, St. Paul, 2006 (30 of 64 runners thrown out).

Lowest Stolen-Base Efficiency, Season (minimum 12 attempts): .000, several.

Pitcher

Percentage, Season: 1.000, several.

Games, Season: 60, Jack Charleston, Winnipeg, 2018.

Putouts, Season: 18, Charlie Ruud, St. Paul, 2008.

Putouts, Game: 3, several.

Assists, Season: 36, Jeff Blitstein, Lincoln, 2006.

Assists, Game: 6, several.

Errors, Season: 5, several.

Errors, Game: 4, Travis Kane, Sioux Falls, May 29, 2008.

Total Chances, Season: 51, Mike Meyer, St. Paul, 2006.

Double Plays, Season: 6, Richard Salazar, Sioux City, 2012.

Stolen Bases Allowed, Season: 34, Ryan Mitchell, Amarillo, 2011.

Stolen Base Attempts Allowed, Season: 42, Ryan Mitchell, Amarillo, 2011.

Highest Stolen-Base Efficiency, Season (minimum 12 attempts): .833, Osvaldo Rodriguez, Shreveport, 2010 (10 of 12 runners caught stealing).

Lowest Stolen-Base Efficiency, Season (minimum 12 attempts): .000, several.

Miscellaneous

Attendance

Highest, Team, Season: 413,482, St. Paul, 2016.

Highest, Team, Game: 13,406, El Paso, July 4, 2011.

Extra-Inning Games

Most Extra-Inning Wins, Team, Season: 11, Gary, 2017.

Fewest Extra-Inning Wins, Team, Season: 0, Pensacola, 2006.

Most Extra-Inning Losses, Team, Season: 16, Fort Worth, 2007.

Fewest Extra-Inning Losses, Team, Season: 1, several.

Most Extra-Inning Games, Team, Season: 23, Ft. Worth, 2007 (7-16).

Fewest Extra-Inning Games, Team, Season: 2, Pensacola, 2006 (0-2).

Highest Extra-Inning Winning Percentage, Season: .875, Fort Worth, 2006 (7-1).

Lowest Extra-Inning Winning Percentage, Season: .000, Pensacola, 2006 (0-2).

Length of Game

Most Innings: 17 innings, Fort Worth vs. Pensacola, August 3, 2007.

Longest Nine-Inning Game Time: 4:32, Sioux City vs. Sioux Falls, August 1, 2007.

Longest Game Time (Extra Innings, Regular Season): 5:33, Winnipeg vs. Sioux Falls, July 10, 2018 (18 innings).

Longest Game Time (Extra Innings, Playoffs): 5:59, Winnipeg vs. Wichita, September 18, 2017 (17 innings).

Shortest Nine-Inning Game Time: 1:31, Shreveport vs. Pensacola, August 30, 2009.

Shortest Game (Fewer Than 9 Innings): 1:15, Sioux Falls vs. Wichita, June 8, 2010 (5 innings).

LEAGUE RECORDS

Losses

Most, Team, Season: 75, Texas, 2018.

Fewest, Team, Season: 25, Sioux City, 2015.

Most, Team, Season, Home Games: 38, Texas, 2018.

Fewest, Team, Season, Home Games: 9, Sioux Falls, 2010.

Most, Team, Season, Road Games: 39, Shreveport, 2008 and Sioux Falls, 2014.

Fewest, Team, Season, Road Games: 11, Sioux City, 2018.

Most, Team, Season, vs. One Opponent: 20, Coastal Bend vs. El Paso, 2007.

Margin of Victory

Widest Margin of Victory: 22, El Paso (23) vs. Grand Prairie (1), July 14, 2009.

One-Run Games

Most One-Run Wins, Season: 21, Wichita, 2009.

Fewest One-Run Wins, Season: 5, St. Paul, 2008 and El Paso, 2011.

Most One-Run Losses, Season: 23, Shreveport, 2008.

Fewest One-Run Losses, Season: 4, Ft. Worth, 2006.

Most One-Run Games, Season: 37, Wichita, 2009 (21-16).

Fewest One-Run Games, Season: 16, Fargo-Moorhead, 2012 (10-6) and Wichita, 2018 (9-7).

Highest One-Run Winning Percentage, Season: .810, Ft. Worth, 2006 (17-4).

Lowest One-Run Winning Percentage, Season: .233, Shreveport, 2008 (7-23).

Shutouts

Most Shutout Wins, Team, Season: 13, Laredo, 2015 and Sioux City, 2015.

Fewest Shutout Wins, Team, Season: 0, Pensacola, 2007 and St. Joe, 2007.

Most Shutout Losses, Team, Season: 15, Grand Prairie, 2015.

Fewest Shutout Losses, Team, Season: 0, Laredo, 2014.

Most Games With a Shutout, Team, Season: 22, Laredo, 2015 (13-9).

Fewest Games With a Shutout, Team, Season: 3, Grand Prairie, 2010 (1-2).

Highest Winning Percentage in Games With a Shutout, Team, Season: 1.000, Laredo, 2014 (10-0).

Lowest Winning Percentage in Games With a Shutout, Team, Season: .000, Pensacola, 2007 (0-4) and St. Joe, 2007 (0-2).

Streaks

Wins: 15, Pensacola, July 3-July 18, 2010.

Losses: 15, Grand Prairie, August 21-September 5, 2015.

Home Wins: 17, Grand Prairie, June 4-July 6, 2012.

Road Wins: 11, Sioux City, May 24-June 19, 2015.

Home Losses: 10, Sioux Falls, August 8-24, 2015.

Road Losses: 12, El Paso, June 17-July 11, 2013.

Consecutive Games with Hit: 34, Stephen Douglas, El Paso/Grand Prairie, 2011.

Consecutive Games on Base: 56, Stephen Douglas, El Paso/Grand Prairie, 2011.

Winning Percentage

Highest, Team, Season: .750, Sioux City, 2015 (75-25).

Lowest, Team, Season: .250, Texas, 2018 (25-75).

Highest, Team, Season, Home Games: .813, Sioux Falls, 2010 (39-9).

Lowest, Team, Season, Home Games: .255, Texas, 2018 (13-38).

Highest, Team, Season, Road Games: .780, Sioux City, 2018 (39-11).

Lowest, Team, Season, Road Games: .188, Shreveport, 2008 (9-39).

Wins

Most, Team, Season: 75, Sioux City, 2015.

Fewest, Team, Season: 25, Texas, 2018.

Most, Team, Season, Home Games: 44, Wichita, 2017.

Fewest, Team, Season, Home Games: 13, Texas, 2018.

Most, Team, Season, Road Games: 39, Sioux City, 2018.

Fewest, Team, Season, Road Games: 9, Shreveport, 2008.

Most, Team, Season, vs. One Opponent: 20, El Paso vs. Coastal Bend, 2007.

AMERICAN ASSOCIATION CAREER RECORDS

Hits

1	Reggie Abercrombie	Sioux Falls (2010-13), Winnipeg (2014-18)	839
2	David Espinosa	Grand Prairie (2008-11), Lincoln (2012-13), Kansas City (2014), Wichita (2014-15), St. Paul (2015)	801
3	Maikol Gonzalez	El Paso (2011-13), Lincoln (2014), Joplin (2015), Winnipeg (2016), Cleburne (2017), Fargo-Moorhead (2018)	780
4	John Allen	Fort Worth (2007-11), Laredo (2012-13)	734
5	Marcos Rodriguez	Pensacola (2007, 2009-10), Fort Worth (2011), Fargo-Moorhead (2012), Laredo (2013), Sioux Falls (2013)	694
6	Josh Mazzola	Winnipeg (2012-15, 2018), Fargo-Moorhead (2016-17)	697

Runs

1	David Espinosa	Grand Prairie (2008-11), Lincoln (2012-13), Kansas City (2014), Wichita (2014-15), St. Paul (2015)	529
2	Reggie Abercrombie	Sioux Falls (2010-13), Winnipeg (2014-18)	503
3	Maikol Gonzalez	El Paso (2011-13), Lincoln (2014), Joplin (2015), Winnipeg (2016), Cleburne (2017), Fargo-Moorhead (2018)	470
4	Josh Mazzola	Winnipeg (2012-15, 2018), Fargo-Moorhead (2016-17)	436
5	Michael Lang	Sioux City (2012, 2014-18)	385
6	Zach Penprase	Fargo-Moorhead (2011-15)	380

Doubles

1	John Allen	Fort Worth (2007-11), Laredo (2012-13)	164
2	Josh Mazzola	Winnipeg (2012-15, 2018), Fargo-Moorhead (2016-18)	148
	Andres Rodriguez	Shreveport (2009-11), Grand Prairie (2012-14), Amarillo (2014)	148
4	Reggie Abercrombie	Sioux Falls (2010-13), Winnipeg (2014-18)	134
	Jorge Alvarez	El Paso (2006-09), Shreveport (2009-10), Grand Prairie (2012)	134
6	Brent Clevlen	Wichita (2011, 2013-17)	132

Triples

1	David Espinosa	Grand Prairie (2008-11), Lincoln (2012-13), Kansas City (2014), Wichita (2014-15), St. Paul (2015)	46
2	Mike Massaro	Gary SouthShore (2011-13)	45
3	Michael Lang	Sioux City (2012, 2014-18)	32
4	Keanon Simon	Kansas City (2011), Grand Prairie (2012-13)	29
5	Mike Conroy	Grand Prairie (2008-09), Wichita (2011-12)	28
6	Maikol Gonzalez	El Paso (2011-13), Lincoln (2014), Joplin (2015), Winnipeg (2016), Cleburne (2017), Fargo-Moorhead (2018)	26
	Nick Van Stratten	Sioux Falls (2013), Laredo (2014), Wichita (2015-16), Cleburne (2017)	26

Home Runs

1	Reggie Abercrombie	Sioux Falls (2010-13), Winnipeg (2014-18)	130
2	Josh Mazzola	Winnipeg (2012-15, 2018), Fargo-Moorhead (2016-17)	125
3	John Allen	Fort Worth (2007-11), Laredo (2012-13)	87
4	Ray Sadler	Kansas City (2011-14), Winnipeg (2013-14)	77
5	Brandon Sing	Pensacola (2008), Sioux Falls (2010-11)	73
6	Curt Smith	Lincoln (2011, 2013, 2015-18)	72

CAREER LEADERS

Runs Batted In

1	Reggie Abercrombie	Sioux Falls (2010-13), Winnipeg (2014-18)	536
2	Josh Mazzola	Winnipeg (2012-15, 2018), Fargo-Moorhead (2016-17)	479
3	John Allen	Fort Worth (2007-11), Laredo (2012-13)	445
4	Andres Rodriguez	Shreveport (2009-11), Grand Prairie (2012-14), Amarillo (2014)	391
5	David Espinosa	Grand Prairie (2008-11), Lincoln (2012-13), Kansas City (2014), Wichita (2014-15), St. Paul (2015)	346
6	Jorge Alvarez	El Paso (2006-09), Shreveport (2009-10), Grand Prairie (2012)	335

Stolen Bases

1	Maikol Gonzalez	El Paso (2011-13), Lincoln (2014), Joplin (2015), Winnipeg (2016), Cleburne (2017), Fargo-Moorhead (2018)	230
2	Brian Fryer	Coastal Bend (2006-07), Fort Worth (2007-11)	212
3	Zach Penprase	Fargo-Moorhead (2011-15)	169
4	Reggie Abercrombie	Sioux Falls (2010-13), Winnipeg (2014-18)	163
5	Michael Lang	Sioux City (2012, 2014-18)	130
6	Bryan Sabatella	Shreveport (2009-11), Kansas City (2014)	113

Wins

1	Ben Moore	Sioux Falls (2008-11, 2013-14)	55
2	Tim Brown	Lincoln (2009-11), Grand Prairie (2011), Wichita (2014-17)	54
3	Kyle Ruwe	Lincoln (2006-07), Sioux Falls (2011, 2013-14), St. Paul (2012)	45
	Richard Salazar	Wichita (2008-09), Shreveport (2009-11), Sioux City (2011-13)	45
5	Derek Blacksher	Wichita (2009, 2011-12), Grand Prairie (2013), Amarillo (2014)	43
	Robert Coe	St. Paul (2011-12, 2014-16)	43

Losses

1	Jason Jarvis	Lincoln (2008), Sioux City (2011-13), Winnipeg (2013-14), Grand Prairie (2014-15)	42
	Ben Moore	Sioux Falls (2008-11, 2013-14)	42
3	Derek Blacksher	Wichita (2009, 2011-12), Grand Prairie (2013), Amarillo (2014)	33
	Ty Marotz	Sioux City (2006-12)	33
5	Joe Bircher	Sioux Falls (2014-18), Lincoln (2018)	31
	Joel Kirsten	Fort Worth (2006-11), Shreveport (2011)	31
	Kyle Ruwe	Lincoln (2006-07), Sioux Falls (2011, 2013-14), St. Paul (2012)	31

Saves

1	Kris Regas	Sioux Falls (2007-09, 2016), Kansas City (2014-15)	70
2	Chris Thompson	Pensacola (2007), El Paso (2008-09), Lincoln (2009-10)	65
3	Josh Dew	Wichita (2011-13)	56
4	Marshall Schuler	Gary SouthShore (2012), Grand Prairie (2013), El Paso (2013), Lincoln (2014-15)	54
5	Winston Abreu	Joplin (2015-16), Winnipeg (2016), Cleburne (2017)	53
	Justin Dowdy	Shreveport (2009), Wichita (2009-10), Grand Prairie (2012-13)	53

Games Pitched

1	Dustin Cameron	El Paso (2006-07), Pensacola (2008), Fort Worth (2009-10), Wichita (2010), Grand Prairie (2011, 2014)	220
2	Mark Haynes	Shreveport (2010-11), Laredo (2012-15), Amarillo (2015), Kansas City (2016), Wichita (2018)	209
3	Kris Regas	Sioux Falls (2007-09, 2016), Kansas City (2014-15)	201
4	Chad Povich	Sioux City (2010), Amarillo (2011-12), Laredo (2013-15)	200
5	Victor Capellan	Laredo (2014), Joplin (2015-16), Winnipeg (2016-18)	196
6	Patrick Mincey	Grand Prairie (2013), Wichita (2014), Kansas City (2014), Joplin (2016), Fargo-Moorhead (2016), Cleburne (2017-18)	169

Innings Pitched

1	Ben Moore	Sioux Falls (2008-11, 2013-14)	797.1
2	Tim Brown	Lincoln (2009-11), Grand Prairie (2011), Wichita (2014-17)	718.0
3	Joel Kirsten	Fort Worth (2006-11), Shreveport (2011)	686.2
4	Richard Salazar	Wichita (2008-09), Shreveport (2009-11), Sioux City (2011-13)	658.1
5	Kyle Ruwe	Lincoln (2006-07), Sioux Falls (2011, 2013-14), St. Paul (2012)	654.2
6	Derek Blacksher	Wichita (2009, 2011-12), Grand Prairie (2013), Amarillo (2014)	636.2

Walks

1	Robert Coe	St. Paul (2011-12, 2014-16)	232
2	Anthony Capra	Wichita (2012-16)	211
3	Richard Salazar	Wichita (2008-09), Shreveport (2009-11), Sioux City (2011-13)	203
4	Ty Marotz	Sioux City (2006-12)	196
5	Jake Laber	Fargo-Moorhead (2011-14)	190
	Joel Kirsten	Fort Worth (2006-11), Shreveport (2011)	190

Strikeouts

1	Ben Moore	Sioux Falls (2008-11, 2013-14)	701
2	Kevin McGovern	Lincoln (2014-15), Winnipeg (2016-18)	535
3	Richard Salazar	Wichita (2008-09), Shreveport (2009-11), Sioux City (2011-13)	460
4	Joel Kirsten	Fort Worth (2006-11), Shreveport (2011)	438
5	Tyler Alexander	Fargo-Moorhead (2015-17)	434
6	Derek Blacksher	Wichita (2009, 2011-12), Grand Prairie (2013), Amarillo (2014)	429

SINGLE-SEASON RECORDS

AMERICAN ASSOCIATION SINGLE-SEASON RECORDS

Batting Average

1	Blake Gailen	2011	Lincoln	.406
2	Beau Torbert	2010	Sioux Falls	.394
3	Chris Garcia	2010	Shreveport	.383
4	Greg Porter	2010	Grand Prairie	.379
5	Stephen Douglas	2011	El Paso, Grand Prairie	.3782
6	Pichi Balet	2006	Lincoln	.3778

Runs Scored

1	Fehlandt Lentini	2011	Amarillo, Winnipeg	98
2	Zach Penprase	2012	Fargo-Moorhead	95
	Ryan Patterson	2011	Wichita, Fort Worth, St. Paul	95
4	Jake Kahalelio	2013	Wichita	91
5	Reggie Abercrombie	2010	Sioux Falls	89
6	Christian Stringer	2017	Wichita	88
	Andrew Sohn	2017	Winnipeg	88
	Daniel Pulfer	2014	Gary SouthShore	88
	Grant Richardson	2008	Sioux Falls	88

Hits

1	Stephen Douglas	2011	El Paso, Grand Prairie	160
2	Beau Torbert	2010	Sioux Falls	155
3	Drew Martinez	2014	Gary SouthShore	153
4	Tyler Kuhn	2014	Winnipeg	148
	Jorge Alvarez	2007	El Paso	148
6	Nick Van Stratten	2014	Laredo	145

Doubles

1	Jorge Alvarez	2007	El Paso	43
2	C.J. Retherford	2014	Fargo-Moorhead	40
3	Cory Patton	2013	Amarillo	38
	Lee Cruz	2011	Amarillo	38
	Stephen Douglas	2011	El Paso, Grand Prairie	38
	Fehlandt Lentini	2011	Amarillo, Winnipeg	38
	Jason Cooper	2010	St. Paul	38
	Beau Torbert	2010	Sioux Falls	38

Triples

1	Mike Massaro	2013	Gary SouthShore	17
2	Mike Massaro	2011	Gary SouthShore	16
	Keanon Simon	2011	Kansas City	16
4	David Espinosa	2014	Kansas City, Wichita	15
5	Nick Van Stratten	2013	Sioux Falls	14
6	Jake Whitesides	2006	St. Joe	13

Home Runs

1	C.J. Ziegler	2013	Wichita	30
2	Jabari Henry	2017	Sioux Falls	29
	Tim Pahuta	2013	Sioux Falls	29
4	Ian Gac	2014	Lincoln	27
	Brandon Sing	2010	Sioux Falls	27
6	Travis Denker	2014	Laredo	25

SINGLE-SEASON RECORDS

Runs Batted In

1	Cesar Nicolas	2009	Grand Prairie	103
2	Ray Sadler	2011	Kansas City	100
	Beau Torbert	2010	Sioux Falls	100
4	C.J. Ziegler	2013	Wichita	99
5	Lee Cruz	2011	Amarillo	94
6	John Allen	2010	Fort Worth	92

Stolen Bases

1	Alvaro Rondon	2017	Texas	60
2	Jovanny Rosario	2010	Shreveport	57
3	Brian Fryer	2008	Fort Worth	50
4	Maikol Gonzalez	2013	Lincoln	47
	Zach Penprase	2012	Fargo-Moorhead	47
6	Maikol Gonzalez	2015	Joplin	46

Earned-Run Average

1	Kyle Middleton	2009	Pensacola	1.75
2	Ryan Zimmerman	2015	Sioux City	1.80
3	Bennett Parry	2017	Lincoln	1.93
4	Greg Holle	2015	Laredo	2.00
5	Tyler Alexander	2017	Fargo-Moorhead	2.07
6	Patrick Johnson	2015	Sioux City	2.08

Wins

1	Patrick Johnson	2015	Sioux City	15
	Kramer Sneed	2015	St. Paul	15
	Josh Lowey	2012	Wichita	15
4	Dustin Crenshaw	2015	St. Paul	14
	Ryan Zimmerman	2015	Sioux City	14
	Josh Rainwater	2011	Grand Prairie	14
	Pedro Flores	2008	Fort Worth	14
	Cory Walters	2006	Fort Worth	14

Losses

1	Jeremy Strawn	2015	Kansas City, Sioux Falls	13
2	Kevin McGovern	2018	Winnipeg	12
	Miguel Rosario	2018	Texas	12
	Bennett Whitmore	2015	Grand Prairie	12
	Andy Noga	2013	Sioux City	12
	Dusty Bergman	2008	Sioux City, Lincoln	12
	Justin Phillips	2008	Shreveport	12
	Brian Buchanan	2007	St. Joe, Sioux City	12
	T.J. Hendricks	2007	Coastal Bend, Shreveport	12

SINGLE-SEASON RECORDS

Saves

1	Marshall Schuler	2014	Lincoln	34
2	Chris Thompson	2009	El Paso, Lincoln	30
	Kris Regas	2008	Sioux Falls	30
4	Tom Boleska	2012	Fargo-Moorhead	29
5	Daniel Tillman	2018	Wichita	27
	Josh Dew	2013	Wichita	27
	R.J. Rodriguez	2013	Lincoln	27

Games Pitched

1	Jack Charleston	2018	Winnipeg	60
2	Brendan Lafferty	2015	Winnipeg	58
3	Jared Simon	2012	Wichita	57
	Nick Walters	2012	Sioux City	57
5	Brendan Lafferty	2014	Winnipeg	55
	Ronnie Morales	2012	Grand Prairie	55

Games Started

1	Alex Gunn	2017	Gary SouthShore	25
	Charle Rosario	2017	Gary SouthShore/Winnipeg	25
3	Charle Rosario	2016	Gary SouthShore	24
	Adam Champion	2013	Sioux Falls	24
5	Eight tied with			23

Innings Pitched

1	Mark Hamburger	2017	St. Paul	172.0
2	Charle Rosario	2017	Gary SouthShore/Winnipeg	158.2
	Mark Hamburger	2016	St. Paul	158.2
4	Charle Rosario	2016	Gary SouthShore	155.1
	Ben Moore	2013	Sioux Falls	155.1
	Kyle Ruwe	2013	Sioux Falls	155.1

Walks

1	Shaun Ellis	2010	El Paso	82
	Trevor Fox	2009	Sioux City	82
3	Tyler Pearson	2015	Amarillo, Sioux Falls	76
4	Tyler Pearson	2014	Laredo	72
	Junior Guerra	2011	Wichita	72
6	Osvaldo Rodriguez	2011	Shreveport	71

Strikeouts

1	Tyler Alexander	2017	Fargo-Moorhead	167
2	Brandon Mann	2015	Fargo-Moorhead	157
3	Tyler Alexander	2016	Fargo-Moorhead	156
4	Ben Moore	2011	Sioux Falls	144
5	Tommy Collier	2018	Kansas City	140
6	Charle Rosario	2017	Gary SouthShore/Winnipeg	132
	Patrick Johnson	2015	Sioux City	132

Master League Schedule

All times Central unless otherwise noted. * - game played at Kokomo, Ind.

Thursday, May 16

Milwaukee at St. Paul7:05
Winnipeg at Texas.....7:05
Sioux Falls at Cleburne.....7:06
Lincoln at Sioux City7:12

Friday, May 17

Gary at Chicago.....7:05
Fargo at Kansas City.....7:05
Milwaukee at St. Paul7:05
Winnipeg at Texas.....7:05
Sioux Falls at Cleburne.....7:06
Lincoln at Sioux City7:12

Saturday, May 18

Lincoln at Sioux City6:05
Gary at Chicago.....7:05
Fargo at Kansas City.....7:05
Milwaukee at St. Paul7:05
Winnipeg at Texas.....7:05
Sioux Falls at Cleburne.....7:06

Sunday, May 19

Gary at Chicago.....1:05
Fargo at Kansas City.....1:05
Winnipeg at Texas.....2:05
Lincoln at Sioux City4:02
Milwaukee at St. Paul5:05
Sioux Falls at Cleburne.....6:05

Monday, May 20

Milwaukee at Fargo.....6:00
Lincoln at Kansas City7:05
Sioux Falls at Texas.....7:05
Winnipeg at Cleburne7:06

Tuesday, May 21

Sioux Falls at Texas 11:05a
Milwaukee at Fargo.....6:00
Lincoln at Kansas City7:05
Chicago at St. Paul.....7:05
Winnipeg at Cleburne7:06
Sioux City at Gary.....7:10

Wednesday, May 22

Milwaukee at Fargo..... 11:00a
Sioux Falls at Texas 11:05a
Winnipeg at Cleburne1:05
Chicago at St. Paul.....1:05
Sioux City at Gary.....6:45
Lincoln at Kansas City7:05

Thursday, May 23

Milwaukee at Fargo..... 12:30
Cleburne at Lincoln.....7:05
Chicago at St. Paul.....7:05
Sioux City at Gary.....7:10

Friday, May 24

Kansas City at Winnipeg7:00
Texas at Fargo.....7:02
Cleburne at Lincoln7:05
Chicago at Milwaukee*.. 7:05 ET
Sioux City at St. Paul7:05
Sioux Falls at Gary7:10

Saturday, May 25

Sioux Falls at Gary3:10
Texas at Fargo.....6:00
Kansas City at Winnipeg6:00
Chicago at Milwaukee*.. 6:05 ET
Cleburne at Lincoln7:05
Sioux City at St. Paul7:05

Sunday, May 26

Texas at Fargo.....1:00
Kansas City at Winnipeg1:00
Chicago at Milwaukee*.. 1:05 ET
Cleburne at Lincoln5:05
Sioux City at St. Paul5:05
Sioux Falls at Gary6:10

Monday, May 27

Sioux Falls at Chicago1:05
St. Paul at Lincoln5:05
Fargo at Kansas City.....7:05

Tuesday, May 28

Gary at Winnipeg.....7:00
Sioux Falls at Chicago7:05
Milwaukee at Kansas City ..7:05
St. Paul at Lincoln7:05
Fargo at Cleburne.....7:06
Texas at Sioux City.....7:12

Wednesday, May 29

Texas at Sioux City..... 11:00a
Gary at Winnipeg.....7:00
Sioux Falls at Chicago7:05
Milwaukee at Kansas City ..7:05
St. Paul at Lincoln7:05
Fargo at Cleburne.....7:06

Thursday, May 30

Gary at Winnipeg..... 11:00a
Milwaukee at Kansas City ..7:05
Fargo at Cleburne.....7:06
Texas at Sioux City7:12

Friday, May 31

Lincoln at Milwaukee* ..2:05 ET
Sioux City at Chicago.....7:05
Gary at Kansas City7:05
Winnipeg at Sioux Falls7:05
Fargo at Texas.....7:05
St. Paul at Cleburne7:06

Saturday, June 1

Lincoln at Milwaukee*.. 1:05 ET
Winnipeg at Sioux Falls6:05
Sioux City at Chicago.....7:05
Gary at Kansas City7:05
Fargo at Texas.....7:05
St. Paul at Cleburne7:06

Sunday, June 2

Lincoln at Milwaukee*.. 11:05a ET
Sioux City at Chicago.....1:05
Gary at Kansas City1:05
Winnipeg at Sioux Falls1:05
Fargo at Texas.....2:05
St. Paul at Cleburne6:05

Monday, June 3

K.C. at Milwaukee* 6:35 ET
Sioux City at Winnipeg.....7:00
Lincoln at Fargo7:02
St. Paul at Texas.....7:05
Chicago at Gary.....7:10

Tuesday, June 4

Sioux City at Winnipeg.. 11:00a
K.C. at Milwaukee* 6:35 ET
Lincoln at Fargo7:02
Cleburne at Sioux Falls.....7:05
St. Paul at Texas.....7:05
Chicago at Gary.....7:10

Wednesday, June 5

K.C. at Milwaukee* 1:05 ET
Chicago at Gary.....6:45
Sioux City at Winnipeg.....7:00
Lincoln at Fargo7:02
Cleburne at Sioux Falls.....7:05
St. Paul at Texas.....7:05

Thursday, June 6

Cleburne at Sioux Falls... 12:05
K.C. at Milwaukee*..... 1:05 ET
Sioux City at Winnipeg.....7:00
Texas at Lincoln7:05
Chicago at Gary.....7:10

Friday, June 7

Cleburne at Winnipeg7:00
Chicago at Kansas City7:05
Texas at Lincoln7:05
Milwaukee at St. Paul7:05
Gary at Sioux Falls.....7:05
Fargo at Sioux City.....7:12

Saturday, June 8

Cleburne at Winnipeg6:00
Fargo at Sioux City.....6:05
Gary at Sioux Falls.....6:05
Chicago at Kansas City7:05
Texas at Lincoln7:05
Milwaukee at St. Paul7:05

2019 SCHEDULE

Sunday, June 9

Cleburne at Winnipeg 1:00
Chicago at Kansas City 1:05
Gary at Sioux Falls 1:05
Fargo at Sioux City 4:02
Texas at Lincoln 5:05
Milwaukee at St. Paul 5:05

Monday, June 10

S.F. at Milwaukee* 7:05 ET
Texas at Chicago 7:05
Lincoln at Sioux City 7:12

Tuesday, June 11

S.F. at Milwaukee* 1:05 ET
Texas at Chicago 7:05
Fargo at St. Paul 7:05
Kansas City at Cleburne 7:06
Winnipeg at Gary 7:10
Lincoln at Sioux City 7:12

Wednesday, June 12

Winnipeg at Gary 12:10
Fargo at St. Paul 1:05
Texas at Chicago 7:05
Kansas City at Cleburne 7:06
Lincoln at Sioux City 7:12

Thursday, June 13

S.F. at Milwaukee* 1:05 ET
Fargo at St. Paul 7:05
Kansas City at Cleburne 7:06
Winnipeg at Gary 7:10
Lincoln at Sioux City 7:12

Friday, June 14

Win. at Milwaukee* 7:05 ET
Fargo at Chicago 7:05
Lincoln at Sioux Falls 7:05
Kansas City at Texas 7:05
Sioux City at Cleburne 7:06
St. Paul at Gary 7:10

Saturday, June 15

Win. at Mil. (DH)* 1:05 ET
Lincoln at Sioux Falls 6:05
St. Paul at Gary 6:10
Fargo at Chicago 7:05
Kansas City at Texas 7:05
Sioux City at Cleburne 7:06

Sunday, June 16

K.C. at Texas (DH) 12:35
Fargo at Chicago 1:05
Winnipeg at Milwaukee 1:05
Lincoln at Sioux Falls 1:05
St. Paul at Gary 2:10
Sioux City at Cleburne 6:05

Monday, June 17

St. Paul at Sioux Falls 7:05
Sioux City at Cleburne 7:06

Tuesday, June 18

Milwaukee at Lincoln 12:05
Chicago at Winnipeg 7:00
Gary at Fargo 7:02
Sioux City at Kansas City ... 7:05
St. Paul at Sioux Falls 7:05
Texas at Cleburne 7:06

Wednesday, June 19

S.C. at Kansas City 11:05a
Chicago at Winnipeg 7:00
Gary at Fargo 7:02
Milwaukee at Lincoln 7:05
St. Paul at Sioux Falls 7:05
Texas at Cleburne 7:06

Thursday, June 20

Gary at Fargo 12:30
Chicago at Winnipeg 7:00
Sioux City at Kansas City ... 7:05
Milwaukee at Lincoln 7:05
St. Paul at Sioux Falls 7:05
Texas at Cleburne 7:06

Friday, June 21

Milwaukee at Winnipeg 7:00
Chicago at Fargo 7:02
Cleburne at Kansas City 7:05
Texas at Lincoln 7:05
Gary at St. Paul 7:05
Sioux Falls at Sioux City 7:12

Saturday, June 22

Chicago at Fargo 6:00
Milwaukee at Winnipeg 6:00
Sioux Falls at Sioux City 6:05
Cleburne at Kansas City 7:05
Texas at Lincoln 7:05
Gary at St. Paul 7:05

Sunday, June 23

Chicago at Fargo 1:00
Milwaukee at Winnipeg 1:00
Cleburne at Kansas City 1:05
Sioux Falls at Sioux City 4:02
Texas at Lincoln 5:05
Gary at St. Paul 5:05

Monday, June 24

Kansas City at Chicago 7:05
Gary at Milwaukee 7:05
Texas at St. Paul 7:05
Fargo at Sioux Falls 7:05

Tuesday, June 25

Kansas City at Chicago .. 11:35a
Gary at Milwaukee 7:05
Texas at St. Paul 7:05
Fargo at Sioux Falls 7:05
Lincoln at Cleburne 7:06
Winnipeg at Sioux City 7:12

Wednesday, June 26

Kansas City at Chicago 7:05
Gary at Milwaukee 7:05
Texas at St. Paul 7:05
Fargo at Sioux Falls 7:05
Lincoln at Cleburne 7:06
Winnipeg at Sioux City 7:12

Thursday, June 27

Kansas City at Chicago 6:05
Gary at Milwaukee 7:05
Fargo at Sioux Falls 7:05
Lincoln at Cleburne 7:06
Winnipeg at Sioux City 7:12

Friday, June 28

St. Paul at Fargo 7:02
Winnipeg at Chicago 7:05
Sioux City at Lincoln 7:05
Milwaukee at Sioux Falls ... 7:05
Cleburne at Texas 7:05
Kansas City at Gary 7:10

Saturday, June 29

St. Paul at Fargo 6:00
Milwaukee at Sioux Falls ... 6:05
Kansas City at Gary 6:10
Winnipeg at Chicago 7:05
Sioux City at Lincoln 7:05
Cleburne at Texas 7:05

Sunday, June 30

St. Paul at Fargo 1:00
Winnipeg at Chicago 1:05
Milwaukee at Sioux Falls ... 1:05
Cleburne at Texas 2:05
Kansas City at Gary 2:10
Sioux City at Lincoln 5:05

Monday, July 1

Fargo at Winnipeg 4:00
Lincoln at St. Paul 7:05
Cleburne at Texas 7:05

Tuesday, July 2

Fargo at Winnipeg 7:00
Sioux Falls at Kansas City ... 7:05
Lincoln at St. Paul 7:05
Gary at Texas 7:05
Chicago at Cleburne 7:06
Milwaukee at Sioux City ... 7:12

Wednesday, July 3

Lincoln at St. Paul 6:05
Gary at Texas 6:05
Fargo at Winnipeg 7:00
Sioux Falls at Kansas City ... 7:05
Chicago at Cleburne 7:06
Milwaukee at Sioux City ... 7:12

Thursday, July 4

Lincoln at Fargo2:00
 Gary at Texas.....6:05
 St. Paul at Winnipeg7:00
 Sioux Falls at Kansas City...7:05
 Chicago at Cleburne.....7:06
 Milwaukee at Sioux City7:12

Friday, July 5

St. Paul at Winnipeg7:00
 Milwaukee at Fargo.....7:02
 Kansas City at Lincoln7:05
 Sioux City at Sioux Falls....7:05
 Chicago at Texas.....7:05
 Gary at Cleburne7:06

Saturday, July 6

Milwaukee at Fargo.....6:00
 St. Paul at Winnipeg6:00
 Sioux City at Sioux Falls....6:05
 Kansas City at Lincoln7:05
 Chicago at Texas.....7:05
 Gary at Cleburne7:06

Sunday, July 7

Milwaukee at Fargo.....1:00
 St. Paul at Winnipeg1:00
 Sioux City at Sioux Falls....1:05
 Kansas City at Lincoln5:05
 Gary at Cleburne6:05
 Chicago at Texas.....6:05

Monday, July 8

St. Paul at Winnipeg7:00
 Texas at Sioux Falls.....7:05

Tuesday, July 9

Gary at Chicago.....11:35a
 Sioux City at Fargo.....7:02
 St. Paul at Kansas City7:05
 Winnipeg at Lincoln7:05
 Cleburne at Milwaukee7:05
 Texas at Sioux Falls7:05

Wednesday, July 10

Gary at Chicago (DH).....5:05
 Sioux City at Fargo.....7:02
 St. Paul at Kansas City7:05
 Winnipeg at Lincoln7:05
 Cleburne at Milwaukee7:05
 Texas at Sioux Falls7:05

Thursday, July 11

Cleburne at Milwaukee12:05
 Sioux City at Fargo.....12:30
 Gary at Chicago.....6:05
 St. Paul at Kansas City7:05
 Winnipeg at Lincoln7:05
 Texas at Sioux Falls7:05

Friday, July 12

Lincoln at Fargo7:02
 Texas at Kansas City7:05
 Sioux City at Milwaukee7:05
 Winnipeg at St. Paul7:05
 Chicago at Sioux Falls7:05
 Cleburne at Gary7:10

Saturday, July 13

Lincoln at Fargo2:00
 Sioux City at Milwaukee6:05
 Chicago at Sioux Falls6:05
 Cleburne at Gary6:10
 Texas at Kansas City7:05
 Winnipeg at St. Paul7:05

Sunday, July 14

Texas at Kansas City1:05
 Sioux City at Milwaukee1:05
 Chicago at Sioux Falls1:05
 Cleburne at Gary2:10
 Winnipeg at St. Paul5:05

Monday, July 15

Fargo at Gary.....7:10
 Chicago at Sioux City.....7:12

Tuesday, July 16

Fargo at Gary.....12:10
 Sioux Falls at Winnipeg7:00
 Kansas City at St. Paul7:05
 Milwaukee at Texas7:05
 Lincoln at Cleburne7:06
 Chicago at Sioux City.....7:12

Wednesday, July 17

Kansas City at St. Paul1:05
 Fargo at Gary.....6:45
 Sioux Falls at Winnipeg7:00
 Milwaukee at Texas7:05
 Lincoln at Cleburne7:06
 Chicago at Sioux City.....7:12

Thursday, July 18

Sioux Falls at Winnipeg6:00
 Kansas City at St. Paul7:05
 Milwaukee at Texas7:05
 Lincoln at Cleburne7:06
 Fargo at Gary.....7:10

Friday, July 19

St. Paul at Fargo.....7:02
 Winnipeg at Kansas City ...7:05
 Lincoln at Texas7:05
 Milwaukee at Cleburne7:06
 Chicago at Gary.....7:10
 Sioux Falls at Sioux City....7:12

Saturday, July 20

St. Paul at Fargo.....6:00
 Sioux Falls at Sioux City....6:05
 Chicago at Gary.....6:10
 Winnipeg at Kansas City ...7:05
 Lincoln at Texas7:05
 Milwaukee at Cleburne7:06

Sunday, July 21

Milwaukee at Cleburne1:05
 Winnipeg at Kansas City ...1:05
 Chicago at Gary.....2:10
 Sioux Falls at Sioux City....4:02
 St. Paul at Fargo.....6:00
 Lincoln at Texas6:05

Monday, July 22

No games

Tuesday, July 23

All-Star Game at St. Paul...7:05

Wednesday, July 24

Texas at Winnipeg.....7:00
 Milwaukee at Chicago7:05
 Fargo at Lincoln7:05
 Cleburne at St. Paul7:05
 Kansas City at Sioux Falls...7:05
 Gary at Sioux City.....7:12

Thursday, July 25

Milwaukee at Chicago6:05
 Texas at Winnipeg.....7:00
 Fargo at Lincoln7:05
 Cleburne at St. Paul7:05
 Kansas City at Sioux Falls...7:05
 Gary at Sioux City.....7:12

Friday, July 26

Texas at Winnipeg.....7:00
 Milwaukee at Chicago7:05
 Fargo at Lincoln7:05
 Cleburne at St. Paul7:05
 Kansas City at Sioux Falls...7:05
 Gary at Sioux City.....7:12

Saturday, July 27

Fargo at Winnipeg.....6:00
 Gary at Milwaukee6:05
 Texas at Sioux City.....6:05
 Lincoln at Sioux Falls.....6:05
 Cleburne at Chicago.....7:05
 Kansas City at St. Paul7:05

Sunday, July 28

Fargo at Winnipeg.....1:00
 Gary at Milwaukee1:05
 Lincoln at Sioux Falls.....1:05
 Cleburne at Chicago.....3:05
 Texas at Sioux City.....4:02
 Kansas City at St. Paul5:05

2019 SCHEDULE

Monday, July 29

Cleburne at Chicago.....7:05
Gary at Milwaukee.....7:05
Kansas City at St. Paul.....7:05
Lincoln at Sioux Falls.....7:05
Texas at Sioux City.....7:12

Tuesday, July 30

Chicago at Fargo.....7:02
Sioux Falls at Kansas City...7:05
Sioux City at Lincoln.....7:05
St. Paul at Milwaukee.....7:05
Winnipeg at Gary.....7:10

Wednesday, July 31

Winnipeg at Gary.....12:10
Chicago at Fargo.....7:02
Sioux Falls at Kansas City...7:05
Sioux City at Lincoln.....7:05
St. Paul at Milwaukee.....7:05
Cleburne at Texas.....7:05

Thursday, August 1

Chicago at Fargo.....12:30
Sioux Falls at Kansas City...7:05
Sioux City at Lincoln.....7:05
St. Paul at Milwaukee.....7:05
Cleburne at Texas.....7:05
Winnipeg at Gary.....7:10

Friday, August 2

Winnipeg at Fargo.....7:02
St. Paul at Chicago.....7:05
Kansas City at Lincoln.....7:05
Cleburne at Texas.....7:05
Milwaukee at Gary.....7:10

Saturday, August 3

Winnipeg at Fargo.....6:00
Milwaukee at Gary.....6:10
St. Paul at Chicago.....7:05
Kansas City at Lincoln.....7:05
Sioux City at Texas.....7:05
Sioux Falls at Cleburne.....7:06

Sunday, August 4

Winnipeg at Fargo.....1:00
Milwaukee at Gary.....2:10
St. Paul at Chicago.....3:05
Kansas City at Lincoln.....5:05
Sioux Falls at Cleburne.....6:05
Sioux City at Texas.....6:05

Monday, August 5

Winnipeg at Fargo.....7:02
Sioux City at Texas.....7:05
Sioux Falls at Cleburne.....7:06

Tuesday, August 6

Lincoln at Winnipeg.....7:00
Milwaukee at Chicago.....7:05
Sioux Falls at Texas.....7:05
Kansas City at Cleburne....7:06
Fargo at Gary.....7:10
St. Paul at Sioux City.....7:12

Wednesday, August 7

Fargo at Gary.....6:45
Lincoln at Winnipeg.....7:00
Milwaukee at Chicago.....7:05
Sioux Falls at Texas.....7:05
Kansas City at Cleburne....7:06
St. Paul at Sioux City.....7:12

Thursday, August 8

Lincoln at Winnipeg.....11:00a
Milwaukee at Chicago.....6:05
Sioux Falls at Texas.....7:05
Kansas City at Cleburne....7:06
Fargo at Gary.....7:10
St. Paul at Sioux City.....7:12

Friday, August 9

Fargo at Chicago.....7:05
Texas at Kansas City.....7:05
Sioux City at Lincoln.....7:05
Winnipeg at Milwaukee.....7:05
Gary at St. Paul.....7:05
Cleburne at Sioux City.....7:12

Saturday, August 10

Winnipeg at Milwaukee.....6:05
Cleburne at Sioux City.....6:05
Fargo at Chicago.....7:05
Texas at Kansas City.....7:05
Sioux City at Lincoln.....7:05
Gary at St. Paul.....7:05

Sunday, August 11

Texas at Kansas City.....1:05
Winnipeg at Milwaukee.....1:05
Fargo at Chicago.....3:05
Cleburne at Sioux City.....4:02
Sioux City at Lincoln.....5:05
Gary at St. Paul.....5:05

Monday, August 12

Cleburne at Kansas City...7:05
Chicago at Lincoln.....7:05
Fargo at Milwaukee.....7:05
Winnipeg at St. Paul.....7:05
Sioux City at Sioux Falls...7:05
Texas at Gary.....7:10

Tuesday, August 13

Sioux City at Sioux Falls..12:05
Winnipeg at St. Paul.....1:05
Cleburne at Kansas City...7:05
Chicago at Lincoln.....7:05
Fargo at Milwaukee.....7:05
Texas at Gary.....7:10

Wednesday, August 14

Texas at Gary.....6:45
Cleburne at Kansas City....7:05
Chicago at Lincoln.....7:05
Fargo at Milwaukee.....7:05
Winnipeg at St. Paul.....7:05

Thursday, August 15

Chicago at Winnipeg.....7:00
Sioux Falls at Fargo.....7:02
St. Paul at Lincoln.....7:05
Sioux City at Cleburne.....7:06
Milwaukee at Gary.....7:10

Friday, August 16

Chicago at Winnipeg.....7:00
Sioux Falls at Fargo.....7:02
St. Paul at Lincoln.....7:05
Kansas City at Texas.....7:05
Sioux City at Cleburne.....7:06
Milwaukee at Gary.....7:10

Saturday, August 17

Sioux Falls at Fargo.....2:00
Chicago at Winnipeg.....6:00
Milwaukee at Gary.....6:10
St. Paul at Lincoln.....7:05
Kansas City at Texas.....7:05
Sioux City at Cleburne.....7:06

Sunday, August 18

St. Paul at Winnipeg.....4:00
Kansas City at Sioux City..4:02
Gary at Fargo.....6:00
Chicago at Milwaukee.....6:05
Cleburne at Sioux Falls.....6:05
Lincoln at Texas.....6:05

Monday, August 19

St. Paul at Winnipeg.....7:00
Gary at Fargo.....7:02
Chicago at Milwaukee.....7:05
Cleburne at Sioux Falls.....7:05
Lincoln at Texas.....7:05
Kansas City at Sioux City..7:12

Tuesday, August 20

Gary at Fargo.....7:02
Chicago at Milwaukee.....7:05
Cleburne at Sioux Falls.....7:05
Lincoln at Texas.....7:05
Kansas City at Sioux City..7:12

Wednesday, August 21

St. Paul at Gary.....6:45
Winnipeg at Chicago.....7:05
Lincoln at Kansas City.....7:05
Fargo at Milwaukee.....7:05
Texas at Sioux Falls.....7:05
Cleburne at Sioux City.....7:12

Thursday, August 22

Lincoln at Kansas City ... 11:05a
 Winnipeg at Chicago 6:05
 Fargo at Milwaukee 7:05
 Texas at Sioux Falls 7:05
 St. Paul at Gary 7:10
 Cleburne at Sioux City 7:12

Friday, August 23

Winnipeg at Chicago 7:05
 Lincoln at Kansas City 7:05
 Fargo at Milwaukee 7:05
 Texas at Sioux Falls 7:05
 St. Paul at Gary 7:10
 Cleburne at Sioux City 7:12

Saturday, August 24

Winnipeg at Fargo 6:00
 Sioux Falls at Milwaukee... 6:05
 Kansas City at Sioux City .. 6:05
 Gary at Lincoln 7:05
 Chicago at St. Paul 7:05
 Texas at Cleburne 7:06

Sunday, August 25

Winnipeg at Fargo 1:00
 Sioux Falls at Milwaukee... 1:05
 Kansas City at Sioux City .. 4:02
 Gary at Lincoln 5:05
 Chicago at St. Paul 5:05
 Texas at Cleburne 6:05

Monday, August 26

Gary at Lincoln 11:00a
 Winnipeg at Fargo 7:02
 Sioux Falls at Milwaukee... 7:05
 Chicago at St. Paul 7:05
 Texas at Cleburne 7:06
 Kansas City at Sioux City .. 7:12

Tuesday, August 27

Gary at Winnipeg 7:00
 Chicago at St. Paul 7:05
 Sioux City at Sioux Falls 7:05
 Kansas City at Texas 7:05

Wednesday, August 28

Gary at Winnipeg 7:00
 Milwaukee at Chicago 7:05
 Cleburne at Lincoln 7:05
 Fargo at St. Paul 7:05
 Sioux City at Sioux Falls 7:05
 Kansas City at Texas 7:05

Thursday, August 29

Milwaukee at Chicago 6:05
 Gary at Winnipeg 7:00
 Cleburne at Lincoln 7:05
 Fargo at St. Paul 7:05
 Sioux City at Sioux Falls 7:05
 Kansas City at Texas 7:05

Friday, August 30

Sioux Falls at Winnipeg 7:00
 Milwaukee at Chicago 7:05
 Sioux City at Kansas City ... 7:05
 Cleburne at Lincoln 7:05
 Fargo at St. Paul 7:05

Saturday, August 31

Lincoln at Gary 4:10
 Sioux Falls at Winnipeg 6:00
 Texas at Milwaukee 6:05
 Cleburne at Fargo 7:02
 St. Paul at Chicago 7:05
 Sioux City at Kansas City ... 7:05

Sunday, September 1

Cleburne at Fargo 1:00
 Sioux Falls at Winnipeg 1:00
 Texas at Milwaukee 1:05
 St. Paul at Chicago 6:05
 Lincoln at Gary 6:10
 Sioux City at Kansas City ... 7:05

Monday, September 2

Cleburne at Fargo 1:00
 Sioux Falls at Winnipeg 1:00
 St. Paul at Chicago 1:05
 Sioux City at Kansas City ... 1:05
 Texas at Milwaukee 1:05
 Lincoln at Gary 1:10

Tuesday, September 3

No games

Wednesday, September 4

Playoff Semifinals

Thursday, September 5

Playoff Semifinals

Friday, September 6

No games

Saturday, September 7

Playoff Semifinals

Sunday, September 8

Playoff Semifinals
 (if necessary)

Monday, September 9

Playoff Semifinals
 (if necessary)

Tuesday, September 10

No games

Wednesday, September 11

Championship Series
 Team with best winning
 percentage at other first-round
 winner

Thursday, September 12

Championship Series
 Team with best winning
 percentage at other first-round
 winner

Friday, September 13

No games

Saturday, September 14

Championship Series
 Other first-round winner
 at team with best winning
 percentage

Sunday, September 15

Championship Series
 Other first-round winner
 at team with best winning
 percentage (if necessary)

Monday, September 16

Championship Series
 Other first-round winner
 at team with best winning
 percentage (if necessary)

Texas AirHogs - All-Time AA Home-Road Record

Year	Home Record	Pct.	Road Record	Pct.
2008	31-17	.646	25-23	.521
2009	23-25	.479	25-23	.521
2010	23-25	.479	20-27	.426
2011	33-17	.660	31-19	.620
2012	34-16	.680	19-31	.380
2013	31-18	.633	23-28	.451
2014	16-34	.320	24-26	.480
2015	15-35	.300	14-36	.280
2016	19-31	.380	15-34	.306
2017	30-30	.500	13-27	.325
2018	13-38	.255	12-37	.245



MONDAY ★ JULY 22

- ALL-STAR MONDAY BENEFITTING THE THIELEN FOUNDATION
- 6:30PM | CELEBRITY SOFTBALL WITH MINNESOTA WIDE RECEIVER ADAM THIELEN AND FRIENDS
- 8:00PM | AMERICAN ASSOCIATION HOME RUN DERBY PRESENTED BY JACK LINKS
- 9:00PM | POST-EVENT CONCERT

TUESDAY ★ JULY 23

- 11:30AM-1:30PM | 2019 AMERICAN ASSOCIATION ALL-STAR BANQUET AT BEST JETS INTERNATIONAL
- 7:05PM | 2019 AMERICAN ASSOCIATION ALL-STAR GAME PRESENTED BY CHS
- POST-GAME FIREWORKS SUPER SHOW

SAINT PAUL

CHS
CHS FIELD

MINNESOTA