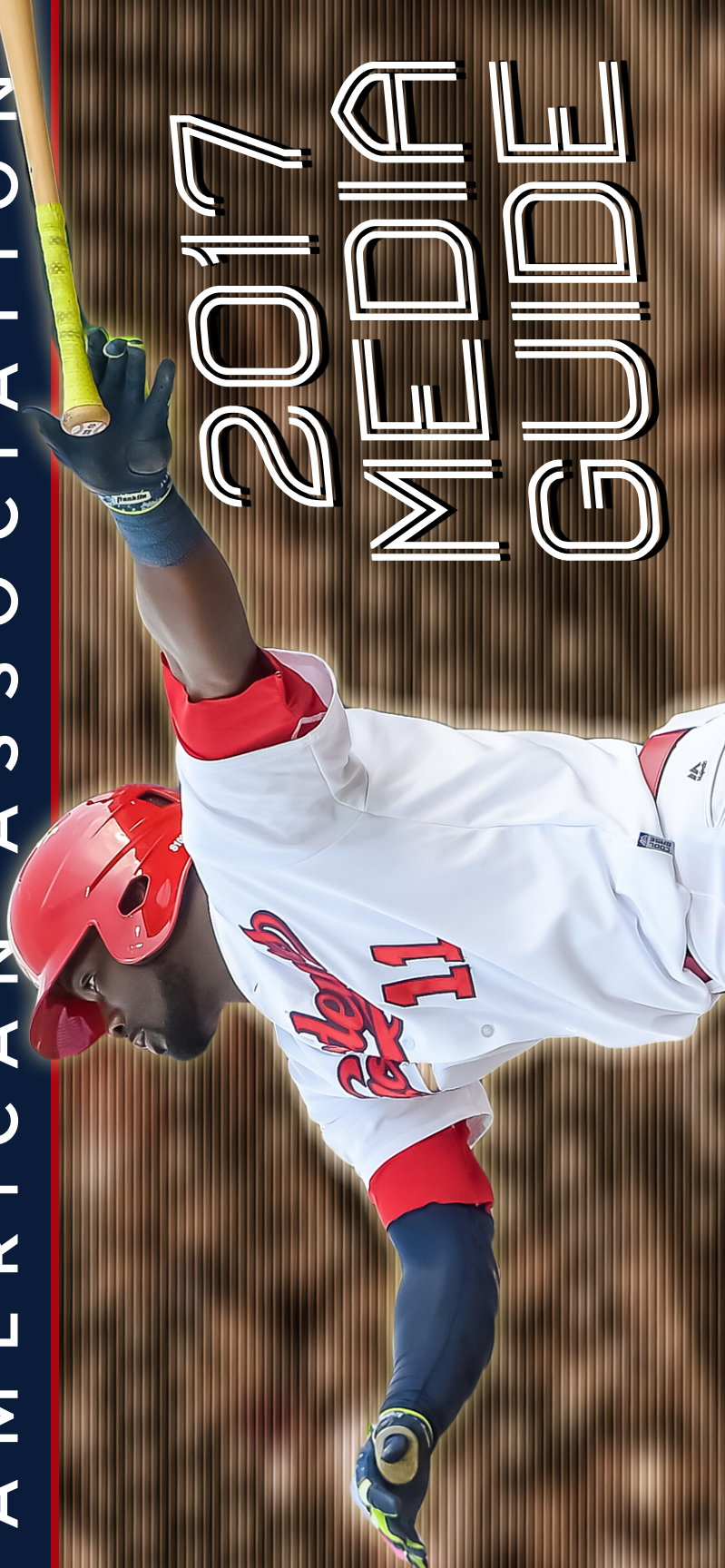


AMERICAN ASSOCIATION

2017 MEDIA GUIDE





North Division **Central Division** **South Division**

- | | | |
|--------------------------------|---------------------------------|-----------------------------|
| Fargo-Moorhead RedHawks | Gary SouthShore RailCats | Cleburne Railroaders |
| St. Paul Saints | Kansas City T-Bones | Salina Stockade |
| Sioux Falls Canaries | Lincoln Saltdogs | Texas AirHogs |
| Winnipeg Goldeyes | Sioux City Explorers | Wichita Wingnuts |

LEAGUE MILEAGE CHART

	CLE	FM	GS	GP	KC	LIN	SP	SC	SF	WIC	WIN
Cleburne	—	1,105	983	52	569	652	991	777	866	390	1,323
Fargo	1,105	—	674	1,085	599	477	247	331	243	727	219
Gary	983	674	—	979	533	539	433	545	606	714	892
Grand Prairie	52	1,085	979	—	547	637	954	753	841	364	1,297
Kansas City	569	599	533	547	—	192	453	269	358	189	814
Lincoln	652	477	539	637	192	—	438	155	240	279	690
St. Paul	991	247	433	954	453	438	—	300	270	640	463
Sioux City	777	331	545	753	269	155	300	—	85	398	546
Sioux Falls	866	243	606	841	358	240	270	85	—	489	458
Wichita	390	727	714	364	189	279	640	398	489	—	939
Winnipeg	1,323	219	892	1,297	814	690	463	546	458	939	—

AMERICAN ASSOCIATION 2017 MEDIA GUIDE

1415 Highway 54 West, Suite 210,
Durham, NC 27707.
Phone: (919) 401-8150.
Fax: (919) 401-8152.

Web: AmericanAssociationBaseball.



LEAGUE ADMINISTRATION

Commissioner: Miles Wolff.
President: Dan Moushon.
Director of Umpires: Kevin Winn.
Director of Media Relations: Matt Krause.

LEAGUE DIRECTORS

Robbie Fenyes , Cleburne Railroaders	John Roost , Sioux City Explorers
Bruce Thom , Fargo-Moorhead RedHawks	Mark Ogren , Sioux Falls Canaries
Patrick Salvi , Gary SouthShore RailCats	Donnie Nelson , Texas AirHogs
John Ehler , Kansas City T-Bones	Steve Ruud , Wichita Wingnuts
Jim Abel , Lincoln Saltdogs	Sam Katz , Winnipeg Goldeyes
Marv Goldklang , St. Paul Saints	

PLAYOFFS

Three division winners and one wild card play in best-of-five series. Winners play for best-of-five American Association championship.

ROSTER RULES

The roster limit for a American Association club is 23 players. An additional one player may be on the disabled list during the regular season. Of those 23 players, a maximum of five may be veterans and minimum of five must be rookies. The remaining players will be designated limited service players and of those LS players only six (6) may be LS-4.

During the pre-season, a maximum of 28 players may be under contract at any one time without regard to classification. The 23 active player roster must be met two days before the start of the regular season.

Definitions

Year of Service: A year of service for American Association players is 75 official at bats or more in a National Association or independent league or leagues, or 30 innings or more pitched in a National Association or independent league or leagues, in any season prior to the present calendar year. For independent and short season/rookie league service, the first two years of service equals one National Association year. For foreign players, the classification and salary level will be determined by the league office.

Rookie: A player with less than one year of service.

LS-1: A player with fewer than two years of service.

LS-2: A player with fewer than three years of service.

LS-3: A player with fewer than four years of service.

LS-4: A player with fewer than five years of service. Two of the LS-4 players may have LS-5 status.

LS-5: A player with less than 6 years of service.

Veteran: A player with six or more years of service. If a player has six or more years of service but has not reached the age of 26 by September 1 of that season, he will be considered an LS-4. If he has not reached the age of 24 by September 1 of that season, he will be considered an LS-3.

The 2017 American Association media guide was designed and edited by Hoffman Wolff, with editorial assistance from league media relations directors.

2016 FINAL STANDINGS

North Division	W	L	Pct.	GB	Attendance
St. Paul Saints	61	39	.610	--	413,482
Winnipeg Goldeyes	58	42	.580	3	231,206
Fargo-Moorhead RedHawks	52	48	.520	9	180,345
Sioux Falls Canaries	40	60	.400	21	125,591

Central Division	W	L	Pct.	GB	Attendance
Sioux City Explorers	54	46	.540	--	68,278
Gary SouthShore RailCats	52	48	.520	2	163,519
Lincoln Saltdogs	52	48	.520	2	169,750
Kansas City T-Bones	42	58	.420	12	213,165

South Division	W	L	Pct.	GB	Attendance
Wichita Wingnuts	61	39	.610	--	150,929
Laredo Lemurs	57	42	.576	3.5	41,955
Joplin Blasters	36	64	.360	25	31,001
Texas AirHogs	34	65	.343	26.5	44,282

2016 Managers (seasons with club)

Fargo-Moorhead: Doug Simunic (21)	St. Paul: George Tsamis (14)
Gary SouthShore: Greg Tagert (13)	Sioux City: Steve Montgomery (3)
Joplin: Gabe Suarez (1)	Sioux Falls: Chris Paterson (2)/ Shelby Ford (1)
Kansas City: John Massarelli (3)	Texas: James Frisbie (1)
Laredo: Pete Incaviglia (5)	Wichita: Pete Rose Jr. (1)
Lincoln: Bobby Brown (1)	Winnipeg: Rick Forney (11)

Playoff Semifinals

Date	St. Paul vs. Winnipeg	Win	Loss	Save
Thu, Sep. 8	St. Paul 1 at Winnipeg 0	Hamburger	O'Brien	Rodebaugh
Fri, Sep. 9	St. Paul 7 at Winnipeg 9	Carl	Coe	Abreu
Sat, Sep. 10	Winnipeg 2 at St. Paul 3	Rodebaugh	Anderson	
Sun, Sep. 11	Winnipeg 5 at St. Paul 4	Capellan	Rodebaugh	Abreu
Mon, Sep. 12	Winnipeg 3 at St. Paul 1	O'Brien	Hamburger	Abreu

Winnipeg wins semifinal series, 3 games to 2.

Date	Wichita vs. Sioux City	Win	Loss	Save
Wed, Sep. 7	Wichita 5 at Sioux City 6 (10)	Wort	Reed	
Thu, Sep. 8	Wichita 9 at Sioux City 3	Boshers	Forsythe	
Sat, Sep. 10	Sioux City 0 at Wichita 13	Pratt	Kuebler	
Sun, Sep. 11	Sioux City 5 at Wichita 10	Devine	Roibal	

Wichita wins semifinal series, 3 games to 1.

American Association Championship Series

Date	Wichita vs. Winnipeg	Win	Loss	Save
Wed, Sep. 14	Wichita 0 at Winnipeg 5	Carl	Brown	
Thu, Sep. 15	Wichita 9 at Winnipeg 2	Boshers	McGovern	
Sat, Sep. 17	Winnipeg 5 at Wichita 7	Medina	O'Brien	Reed
Sun, Sep. 18	Winnipeg 5 at Wichita 4	Carl	Kane	Abreu
Mon, Sep. 19	Winnipeg 11 at Wichita 4	McGovern	Boshers	

Winnipeg wins league championship series, 3 games to 2.

2016 LEAGUE ALL-STAR TEAM & AWARDS

1B: David Rohm, Winnipeg
2B: Brett Wiley, Kansas City
3B: Josh Mazzola, Fargo
SS: Nate Samson, Sioux City
OF: Willie Cabrera, Joplin/Winnipeg
OF: Keury De La Cruz, Fargo
OF: Alonzo Harris, St. Paul
C: Luis Alen, Lincoln
DH: Curt Smith, Lincoln
P: Lindsey Caughel, Lincoln

Relief: Ryan Rodebaugh, St. Paul
Player of the Year: Nate Samson, Sioux City
Defensive Player of the Year: Jose Gonzalez, Gary
Rookie of the Year: Matt Chavez, Wichita
Manager of the Year: Greg Tagert, Gary
Executive of the Year: Derek Sharrer, St. Paul
Miller/Rose Man of the Year: Reggie Abercrombie, Winnipeg
Organization of the Year: St. Paul Saints
Playing Field of the Year: Haymarket Park, Lincoln

Team Batting

TEAM	AVG	G	AB	R	H	2B	3B	HR	RBI	BB	SO	SB	CS	OBP	SLG	E
Wichita	.288	100	3506	581	1008	213	29	82	542	402	710	134	39	.367	.435	104
Sioux City	.287	100	3475	572	997	195	25	47	506	410	645	162	49	.366	.398	72
Winnipeg	.283	100	3450	594	975	178	23	85	569	462	699	136	36	.369	.421	89
St. Paul	.275	100	3367	571	925	166	26	106	521	403	687	119	31	.359	.434	83
Fargo	.270	100	3553	543	958	188	14	121	513	341	828	54	39	.338	.433	108
Joplin	.270	100	3359	447	906	146	17	68	404	285	674	76	41	.336	.384	79
Laredo	.264	99	3392	486	897	142	15	80	435	354	613	107	41	.341	.386	93
Gary	.263	100	3405	466	896	134	27	37	426	423	708	96	48	.352	.351	95
Lincoln	.262	100	3325	421	872	142	8	74	389	358	633	42	39	.342	.377	84
Texas	.259	99	3345	411	866	148	16	88	390	240	693	60	26	.314	.392	96
Kansas City	.256	100	3384	430	865	135	19	74	387	317	688	72	28	.326	.372	108
Sioux Falls	.254	100	3312	450	841	136	19	82	403	354	734	104	50	.334	.381	112

Team Pitching

TEAM	ERA	W-L	CG	SHO	SV	IP	H	R	ER	BB	SO	HR	2B	3B	OBA	WP	HB
Laredo	3.66	57-42	3	1	28	877.1	818	399	357	325	807	58	160	14	.249	74	60
Lincoln	3.71	52-48	4	1	32	872.1	925	424	360	302	663	56	145	25	.273	48	26
Gary	4.02	52-48	6	3	26	910.0	935	461	406	354	643	74	152	19	.268	53	56
Wichita	4.09	61-39	3	0	25	886.2	961	481	403	308	591	75	144	17	.278	57	38
Fargo	4.09	52-48	9	3	19	909.0	883	480	413	433	838	57	147	26	.256	75	53
St. Paul	4.24	61-39	8	1	27	868.2	868	471	409	358	639	86	144	7	.260	48	44
Winnipeg	4.52	58-42	6	1	28	890.2	903	511	447	337	713	85	171	18	.262	62	61
Kansas City	4.58	42-58	1	1	20	878.0	936	521	447	380	649	81	166	18	.273	84	63
Sioux City	4.73	54-46	3	0	22	893.2	871	515	470	440	704	87	174	18	.257	61	57
Texas	5.13	34-65	1	0	15	851.1	981	564	485	361	656	70	194	32	.290	87	51
Sioux Falls	5.21	40-60	6	1	19	868.2	1001	573	503	367	712	99	181	30	.287	79	51
Joplin	5.31	36-64	0	0	16	859.1	924	572	507	384	694	116	145	14	.276	90	78

Team Fielding

TEAM	PCT	G	TC	PO	A	E	DP	PB	CS	SBA
Sioux City	.981	100	3734	2672	990	72	93	15	23	101
Joplin	.978	100	3514	2541	894	79	74	23	27	161
Lincoln	.977	100	3687	2612	991	84	89	7	25	126
St. Paul	.977	100	3600	2590	927	83	76	15	23	100
Winnipeg	.976	100	3759	2661	1009	89	79	15	21	120
Gary	.975	100	3808	2708	1005	95	92	7	34	124
Laredo	.975	99	3711	2617	1001	93	78	14	32	124
Wichita	.973	100	3822	2634	1084	104	102	14	28	103
Texas	.972	99	3461	2479	886	96	77	12	30	115
Fargo	.971	100	3777	2718	951	108	67	15	35	135
Kansas City	.971	100	3757	2626	1023	108	76	12	22	126
Sioux Falls	.969	100	3670	2601	957	112	68	5	33	160

Home Record

TEAM	W-L	PCT
SP	34-16	.680
WIC	33-18	.647
SC	32-18	.640
LAR	30-18	.625
FM	30-20	.600
WIN	29-21	.580
GARY	27-23	.540
LIN	25-25	.500
KC	24-26	.480
SF	23-27	.460
JOP	21-29	.420
TEX	19-31	.380

Road Record

TEAM	W-L	PCT
WIN	29-21	.580
WIC	28-21	.571
LIN	27-23	.540
SP	27-23	.540
LAR	27-24	.529
GARY	25-25	.500
FM	22-28	.440
SC	22-28	.440
KC	18-32	.360
SF	17-33	.340
TEX	15-34	.306
JOP	15-35	.300

In Extra Innings

TEAM	W-L	PCT
SC	9-4	.692
GARY	10-6	.625
LAR	5-4	.556
WIN	6-5	.545
KC	4-4	.500
SP	2-2	.500
SF	2-2	.500
TEX	4-4	.500
FM	6-8	.429
WIC	3-4	.429
LIN	2-4	.333
JOP	1-7	.125

One-Run Games

TEAM	W-L	PCT
SP	17-11	.607
LAR	20-15	.571
WIC	16-12	.571
WIN	16-12	.571
GARY	17-16	.515
SF	12-12	.500
LIN	19-19	.500
JOP	13-14	.481
SC	12-14	.462
KC	13-16	.448
FM	16-21	.432
TEX	9-18	.333

Batting Leaders

BATTER	TEAM	AVG	G	AB	R	H	HR	RBI	BB	SO
Chavez, Matt	WIC	.359	68	259	42	93	16	61	27	58
Kain, Harrison	WIC	.358	66	240	38	86	3	48	26	24
Samson, Nate	SC	.350	100	391	68	137	6	68	54	24
Rohm, David	WIN	.339	98	366	58	124	7	71	39	49
Smith, Curt	LIN	.331	82	314	50	104	17	60	36	43
Valentin, Geraldo	JOP	.329	98	401	71	132	18	65	27	33
Schmit, Blake	SF	.319	96	370	61	118	5	29	32	54
Cabrera, Willie	JOP/WIN	.318	89	340	58	108	17	77	41	56
De La Cruz, Keury	FM	.316	99	433	76	137	18	72	18	87
Glasser, Mitch	JOP	.314	92	350	66	110	3	47	44	39

Category Leaders

Home Runs			RBI		
Phipps, Denis	Laredo	24	Mazzola, Josh	Fargo	78
Reynolds, Burt	Texas/Laredo	24	Cabrera, Willie	Joplin/Winnipeg	77
Mazzola, Josh	Fargo	20	Mittelstaedt, T.J.	Wichita	74
Abercrombie, Reggie	Winnipeg	20	De La Cruz, Keury	Fargo	72
Bergin, David	S. Falls/St. Paul	19	Bergin, David	S. Falls/St. Paul	71
			Martinez, Frank	Gary	71
			Rohm, David	Winnipeg	71

Stolen Bases			At-Bats		
Harris, Alonzo	St. Paul	43	De La Cruz, Keury	Fargo	433
Gonzalez, Maikol	Winnipeg	31	Cox, Zack	Wichita	420
Robinson, Derrick	Sioux City	31	Stringer, Christian	Wichita	411
Samson, Nate	Sioux City	31	Humphries, Brian	Fargo	406
Lang, Michael	Sioux City	30	Valentin, Geraldo	Joplin	401

Runs			Hits		
Lang, Michael	Sioux City	83	De La Cruz, Keury	Fargo	137
Stringer, Christian	Wichita	82	Samson, Nate	Sioux City	137
Mittelstaedt, T.J.	Wichita	77	Valentin, Geraldo	Joplin	132
Cox, Zack	Wichita	77	Rohm, David	Winnipeg	124
De La Cruz, Keury	Fargo	76	Cox, Zack	Wichita	122

Doubles			Triples		
De La Cruz, Keury	Fargo	32	Colwell, Tim	Sioux City	8
Cox, Zack	Wichita	30	Pineda, Ryan	Fargo	8
Samson, Nate	Sioux City	30	Darvill, Wes	Winnipeg	6
Lenahan, Cody	Texas	27	Kain, Harrison	Winnipeg	6
Mittelstaedt, T.J.	Wichita	26	Mittelstaedt, T.J.	Wichita	6

Total Bases			On-Base Percentage		
De La Cruz, Keury	Fargo	223	Samson, Nate	Sioux City	.424
Valentin, Geraldo	Joplin	208	Kain, Harrison	Wichita	.423
Abercrombie, Reggie	Winnipeg	194	Chavez, Matt	Wichita	.421
Phipps, Denis	Laredo	192	Mittelstaedt, T.J.	Wichita	.420
Mittelstaedt, T.J.	Wichita	191	Glasser, Mitch	Joplin	.411

Walks			Extra-Base Hits		
Mittelstaedt, T.J.	Wichita	80	De La Cruz, Keury	Fargo	50
Gonzalez, Maikol	Winnipeg	75	Mittelstaedt, T.J.	Wichita	48
Romanski, Josh	Winnipeg	60	Clevlen, Brent	Wichita	43
Kang, K.D.	Fargo	60	Cox, Zack	Wichita	43
Four tied with		56	Carter, Kes	Fargo	42

Pitching Leaders

PITCHER	TEAM	G	W-L	ERA	IP	H	BB	SO
Caughel, Lindsey	LIN	19	6-3	2.09	124.2	101	24	120
Bircher, Joe	SF	19	6-6	2.55	123.2	119	34	108
Almarante, Jose	FM	25	4-2	2.74	115.0	99	39	86
Kickham, Mike	KC	14	3-5	2.83	86.0	78	26	73
Beckman, Ryan	LAR	21	8-8	2.92	132.2	129	24	97
Rosario, Charle	GS	24	11-4	3.13	155.1	141	46	120
Boshers, Alex	WIC	24	12-3	3.29	123.0	147	22	100
Hamburger, Mark	SP	21	12-6	3.29	158.2	165	21	66
Martis, Shairon	LIN	24	9-8	3.34	121.1	121	31	93
Alexander, Tyler	FM	22	12-5	3.45	143.1	132	48	156

Category Leaders

Wins			Losses		
Alexander, Tyler	Fargo	12	Bougher, Stephen	Fargo	10
Boshers, Alex	Wichita	12	Russell, Griffin	Texas	9
Hamburger, Mark	St. Paul	12	Shepherd, Matt	Texas/Lincoln	9
Coe, Robert	St. Paul	11	Zimmerman, Ryan	Sioux City	9
Forsythe, Cody	Sioux City	11	Eight tied with		8
Rosario, Charle	Gary	11			

Saves			Strikeouts		
Rodebaugh, Ryan	St. Paul	23	Alexander, Tyler	Fargo	156
Reed, Evan	Lincoln	22	McGovern, Kevin	Winnipeg	125
Reed, Frankie	Wichita	21	Caughel, Lindsey	Lincoln	120
Inman, Jeff	Laredo	17	Rosario, Charle	Gary	120
Haynes, Mark	Kansas City	15	Carl, Edwin	Winnipeg	115

Games			Games Started		
Reed, Frankie	Wichita	48	Rosario, Charle	Gary	24
Capellan, Victor	Joplin/Winnipeg	45	Castillo, Richard	Gary	23
De La Cruz, Luis	Laredo	45	Forsythe, Cody	Sioux City	21
Inman, Jeff	Laredo	45	McGovern, Kevin	Winnipeg	21
Mathis, Will	Fargo	44	Four tied with		20

Innings Pitched			Walks		
Hamburger, Mark	St. Paul	158.2	Coe, Robert	St. Paul	68
Rosario, Charle	Gary	155.1	Zimmerman, Ryan	Sioux City	63
Alexander, Tyler	Fargo	143.1	Shepherd, Matt	Texas/Lincoln	58
Castillo, Richard	Gary	140.2	Forsythe, Cody	Sioux City	54
Beckman, Ryan	Laredo	132.2	Capra, Anthony	Wichita	53
			Carl, Edwin	Winnipeg	53

Complete Games			Shutouts		
Hamburger, Mark	St. Paul	7	Herron, Tyler	Fargo	2
Alexander, Tyler	Fargo	4	Rosario, Charle	Gary	2
Rosario, Charle	Gary	4	Eight tied with		1
Beckman, Ryan	Laredo	3			
McGovern, Kevin	Winnipeg	3			

Home Runs Allowed			Batting Average Against		
Forsythe, Cody	Sioux City	22	Caughel, Lindsey	Lincoln	.215
Cooper, Jordan	Kansas City	16	Forsythe, Cody	Sioux City	.226
Medina, Eddie	Wichita	15	Triana, Karl	Gary	.227
Blackwell, Shawn	S. Falls/S. City	14	Almarante, Jose	Fargo	.227
Rosario, Charle	Gary	14	Carl, Edwin	Winnipeg	.234

Team Batting Game Highs**At-Bats:** 61, Sioux City (vs. Fargo-Moorhead, June 28)**Hits:** 25, Winnipeg (vs. Gary SouthShore, July 17)**Runs Scored:** 23, Winnipeg (vs. Gary SouthShore, July 17)**RBI:** 23, Winnipeg (vs. Gary SouthShore, July 17)**Doubles:** 8, Wichita (vs. Texas, August 28)**Triples:** 3, Sioux City (vs. Texas, September 5)**Home Runs:** 6, Winnipeg (vs. Gary SouthShore, July 17)**Total Bases:** 47, Winnipeg (vs. Gary SouthShore, July 17)**Walks:** 14, Laredo (vs. Joplin, June 6)**Strikeouts:** 23, Fargo-Moorhead (vs. Sioux City, June 28)**Sacrifice Flies:** 4, Sioux City (vs. Fargo-Moorhead, July 4)**Stolen Bases:** 7, Wichita (vs. Fargo-Moorhead, June 19)**Caught Stealing:** 4, Joplin (vs. Laredo, June 14)**Hit by Pitch:** 5, Wichita (vs. Fargo-Moorhead, May 29)**Runners Left On Base:** 19, Sioux City (vs. Fargo-Moorhead, June 30)**Hit into Double Play:** 5, Winnipeg (vs. Sioux City, June 8)**Team Fielding Game Highs****Putouts:** 51, Fargo-Moorhead (vs. Sioux City, June 28)**Assists:** 22, Wichita (vs. Gary SouthShore, July 10)**Errors:** 7, Texas (vs. Laredo, July 7)**Passed Balls:** 3, Joplin (vs. Winnipeg, May 22)**Team Pitching Game Highs****Innings Pitched:** 17, Fargo-Moorhead (vs. Sioux City, June 28)**Hits Allowed:** 25, Gary SouthShore (vs. Winnipeg, July 17)**Runs Allowed:** 23, Gary SouthShore (vs. Winnipeg, July 17)**Strikeouts:** 23, Sioux City (vs. Fargo-Moorhead, June 28)**Wild Pitches:** 6, Laredo (vs. Texas, July 7)**Hit Batters:** 5, Fargo-Moorhead (vs. Wichita, May 29)**Individual Batting Game Highs****At-Bats:** 8, Tim Colwell, Sioux City; Ralph Henriquez, Sioux City; and Josh Mazzola, Fargo-Moorhead (all vs. Fargo-Moorhead/Sioux City, June 28)**Hits:** 5, accomplished 8 times.**Runs:** 5, Derrick Robinson, Sioux City (vs. Fargo-Moorhead, July 4)**RBI:** 8, Keury De La Cruz, Fargo-Moorhead (vs. Wichita, May 27)**Doubles:** 3, Garrett Gould, Wichita (vs. Winnipeg, August 14)**Triples:** 2, Josh Romanski, Winnipeg (vs. Sioux Falls, July 2)**Home Runs:** 3, Keury De La Cruz, Fargo-Moorhead (vs. Wichita, May 27)**Total Bases:** 14, Keury De La Cruz, Fargo-Moorhead (vs. Wichita, May 27)**Walks:** 4, Reggie Wilson, Gary SouthShore (vs. Fargo-Moorhead, August 11)**Strikeouts:** 5, Reggie Abercrombie, Winnipeg (vs. Gary SouthShore, August 5)**Sacrifice Flies:** 2, LeVon Washington, Sioux City (vs. Joplin, August 9)**Stolen Bases:** 3, Darwin Perez, Sioux Falls (vs. St. Paul, June 28)**Caught Stealing:** 3, Will Soto, Joplin (vs. Laredo, June 14)**Hit By Pitch:** 3, Ryan Wagner, Fargo-Moorhead (vs. Kansas City, June 27)**Runners Left on Base:** 5, Angelo Songco, St. Paul (vs. Sioux Falls, July 13)**Hit into Double Play:** 3, Zane Chavez, Laredo (vs. Sioux Falls, June 24)**Individual Fielding Game Highs****Putouts:** 23, Ralph Henriquez, Sioux City (vs. Fargo-Moorhead, June 28)**Assists:** 11, Nate Samson, Sioux City (vs. Texas, July 16)**Errors:** 3, Leo Vargas, Wichita (vs. Laredo, June 20)**Passed Balls:** 3, Brent Dean, Wichita (vs. Joplin, August 30)**Individual Pitching Game Highs****Hits Allowed:** 16, Mark Hamburger, St. Paul (vs. Winnipeg, August 16)**Runs Allowed:** 15, Ethan Carnes, Winnipeg (vs. Sioux City, August 19)**Strikeouts:** 15, Tyler Herron, Fargo-Moorhead (vs. St. Paul, August 19)**Wild Pitches:** 5, Frank Del Valle, Joplin (vs. Kansas City, June 23)**Hit Batters:** 4, Palmer Betts, Texas (vs. Kansas City, May 22)**2016 Monthly Honors**

Month	Batter of the Month	Pitcher of the Month
June	Josh Mazzola, Fargo-Moorhead	Tyler Herron, Fargo-Moorhead
July	Reggie Abercrombie, Winnipeg	Mark Hamburger, St. Paul
August	Matt Chavez, Wichita	Jose Almarante, Fargo-Moorhead

2016 Weekly Honors

Week Ending	Batter of the Week	Pitcher of the Week
May 22	Michael Hur, Texas	Richie Mirowski, Fargo-Moorhead
May 29	Keury De La Cruz, Fargo-Moorhead	Mark Hamburger, St. Paul
June 5	K.D. Kang, Fargo-Moorhead	Karl Triana, Gary SouthShore
June 12	Burt Reynolds, Texas	Edwin Carl, Winnipeg
June 19	Tony Caldwell, St. Paul	Charle Rosario, Gary SouthShore
June 26	Josh Mazzola, Fargo-Moorhead	Ryan Beckman, Laredo
July 3	Leandro Castro, Laredo	Barret Loux, Laredo
July 10	Brett Wiley, Kansas City	Mark Hamburger, St. Paul
July 17	Reggie Abercrombie, Winnipeg	Josh Hodges, Kansas City
July 24	Matt Chavez, Wichita	Joe Bircher, Sioux Falls
July 31	Frank Martinez, Gary SouthShore	Mark Hamburger, St. Paul
August 7	Trever Adams, St. Paul	Karl Triana, Gary SouthShore
August 14	Frank Martinez, Gary SouthShore	Tyler Alexander, Fargo-Moorhead
August 21	T.J. Mittelstaedt, Wichita	Kevin McGovern, Winnipeg
August 28	Geraldo Valentin, Joplin	Lindsey Caughel, Lincoln
September 5	Denis Phipps, Laredo	Troy Marks, Laredo

Longest Hitting Streaks

PLAYER	G	AVG	AB	R	H	HR	BB	OBP	FIRST	LAST
Tony Thomas, St. Paul	26	.382	110	21	42	9	6	.410	5/20	6/15
Brian Humphries, Fargo	17	.368	76	18	28	5	5	.422	6/23	7/9
Brian Humphries, Fargo	16	.342	73	10	25	3	2	.368	5/21	6/7
Christian Stringer, Wichita	16	.377	69	18	26	0	12	.476	5/26	6/11
Leandro Castro, Laredo	16	.363	80	14	29	5	1	.370	6/26	7/11
Tyler Massey, Kansas City	15	.397	58	13	23	1	8	.493	6/12	6/28
Alonzo Harris, St. Paul	15	.433	60	13	26	3	7	.485	7/3	7/18
Tyler Urps, Lincoln	15	.293	58	5	17	0	3	.339	7/31	8/17
T.J. Mittelstaedt, Wichita	15	.429	56	14	24	5	6	.484	8/14	8/29
K.D. Kang, Fargo	15	.333	57	10	19	5	7	.415	8/20	9/3

Longest Pitching Win Streaks

PLAYER	G	FIRST	LAST
Mark Hamburger, St. Paul	7	6/18	7/25
Jon Link, Wichita	6	5/29	6/25
Alex Boshers, Wichita	6	7/16	8/11
Cody Forsythe, Sioux City	5	7/29	8/19
Mark Hamburger, St. Paul	4	5/19	6/3
Charle Rosario, Gary SouthShore	4	6/4	6/18
Eddie Medina, Wichita	4	7/19	8/7
Tyler Alexander, Fargo-Moorhead	4	7/31	8/19
Mikey O'Brien, Winnipeg	4	8/5	8/18

CLEBURNE RAILROADERS

First Season

1511 West Henderson Street
Cleburne, TX 76033

Phone: (210) 845-2797.

Web: RailroaderBaseball.com.

Twitter: @CRRBaseball.

Facebook.com/CleburneRailroaderBaseball.



FRONT OFFICE

President: Robbie Fenyes.

VP, Business Operations: John Fenyes.

Business Development: Bill Adams.

Community Relations: Gabrina Soliz.

Ticket Office Manager: Acacia Fuller.

Front Office Manager: Sara Williams.

FIELD STAFF

Manager: Gabe Suarez.

Pitching Coach: Ed Pruitt.

Hitting Coach: Ron Fenwick.

GAME-DAY INFORMATION

Stadium: The Depot at Cleburne Station.

Year Constructed: 2017.

Capacity: 3,750.

Outfield Dimensions: 355-429-355.

Visiting Club Hotel: Comfort Inn & Suites, 400 Village Park Drive, Alvarado, TX 76009. **Telephone:** (817) 793-2800. **Fax:** (817) 783-7468.

Broadcaster: Brad Allred and Michael Dixon.

Games Broadcast: All.

Webcast: railroaderbaseball.com.

FIELD MANAGER - GABE SUAREZ



Gabe Suarez begins his first season at the helm of the Railroaders in 2017 after making his managerial debut with the Joplin Blasters in 2016. The Denver native previously played 13 seasons professionally as part of six different organizations. Originally a 26th-round choice by Montreal in the 2004 draft, Suarez also played internationally in Mexico and Australia.

He represented Team Spain in the 2012 and 2016 World Baseball Classic Qualifiers and the 2013 World Baseball Classic. Suarez has also managed for two years

in the California Winter League.

Managerial History

Year	Club	League	Affiliate	Level	Record	Finish	Playoffs
2016	Joplin	Amer. Assoc.	--	Ind.	36-64	11th/12	

2017 SCHEDULE

Standard home game times:

Monday-Saturday 7:06, Sunday 6:05.

Other home game times:

Thursday, May 18: 6:05.

Sunday, May 21: 2:05.

Tuesday, May 23: 11:05 a.m.

Wednesday, May 24: 11:05 a.m.

Sunday, June 18: 2:05.

Sunday, August 6: 7:06.

July

Sat 1 - Sun 2

Mon 3 - Wed 5

Thu 6 - Sun 9

Mon 10 - Wed 12

Fri 14 - Mon 17

Tue 18 - Thu 20

Fri 21 - Sun 23

Wed 26 - Sat 29

Mon 31

Wichita

Salina

Lincoln

Texas

@ Lincoln

@ Gary

@ Fargo

Wichita

Kansas City

May

Thu 18 - Sun 21

Mon 22 - Wed 24

Thu 25 - Sun 28

Mon 29 - Wed 31

Winnipeg

Fargo

@ Lincoln

St. Paul

June

Thu 1

Fri 2 - Sun 4

Mon 5 - Wed 7

Fri 9 - Sun 11

Mon 12 - Thu 15

Fri 16 - Sun 18

Mon 19 - Wed 21

Fri 23 - Sun 25

Mon 26 - Wed 28

Fri 30

St. Paul

Texas

Salina

@ Sioux Falls

Salina

Sioux Falls

@ Texas

@ Wichita

Salina

Wichita

August

Tue 1 - Wed 2

Thu 3 - Sun 6

Mon 7 - Wed 9

Thu 10 - Sun 13

Mon 14 - Wed 16

Fri 18 - Sun 20

Mon 21 - Wed 23

Fri 25 - Sun 27

Tue 29 - Thu 31

Kansas City

Salina

Sioux City

@ Texas

Lincoln

@ St. Paul

@ Kansas City

Salina

@ Wichita

September

Fri 1 - Mon 4

@ Texas

2016 STREAKS

Longest Team Winning Streaks

Team	Games	Start	End
Winnipeg	10	7/27	8/9
Wichita	9	6/30	7/9
Lincoln	7	7/7	7/13
St. Paul	7	7/9	7/16
Kansas City	7	8/8	8/14
St. Paul	6	6/8	6/13
Laredo	6	6/28	7/3
Gary SouthShore	6	8/16	8/21
Fargo-Moorhead	6	8/18	8/23
Sioux Falls	6	8/30	9/4

Longest Team Losing Streaks

Team	Games	Start	End
Joplin	14	6/25	7/10
Sioux Falls	9	7/9	7/18
Texas	9	7/9	7/19
Sioux Falls	8	6/7	6/15
Kansas City	7	7/26	8/5
Lincoln	7	8/6	8/12
Joplin	7	8/29	9/4
Sioux Falls	6	5/24	5/30
Fargo-Moorhead	6	6/29	7/4
Gary SouthShore	6	8/4	8/9

FARGO-MOORHEAD REDHAWKS

2016 Results: 52-48, 3rd place, North

1515 15th Avenue North, Fargo, ND 58102.
Phone: (701) 235-6161. **Fax:** (701) 297-9247.
Web: FMRedhawks.com.
Twitter: @FMRedhawks.
Facebook.com/FMRedhawks.



FRONT OFFICE

Operated by: Fargo Baseball, LLC. **Director, Promotions:** Karl Hoium.
Chairman of the Board: Bruce Thom. **Dir., Food and Beverage:** Corey Eidem.
President/CEO: Brad Thom. **Director, Stadium Ops:** Michael Stark.
VP/General Manager: Josh Buchholz. **Box Office Manager:** Isaac Olson.
Director, Accounting: Matt Moen. **Head Groundskeeper:** Tim Jallen
AGM/Director, Ticket Ops: Michael Larson.

FIELD STAFF

Manager: Doug Simunic. **Coaches:** Michael Schlact,
Player Personnel Consultant: Jeff Bittiger. Kole Zimmerman, Robby Lopez.

GAME-DAY INFORMATION

Stadium: Newman Outdoor Field. **Broadcasters:** Jack Michaels, Brad Anderson.
Year Constructed: 1996. **Capacity:** 4,172. **Games Broadcast:** All.
Outfield Dimensions: 314-408-318. **Outlets:** KVOX-740 AM/740thefan.com.
Visiting Club Hotel: Holiday Inn, 3803 13th Avenue South, Fargo, ND 58103.
Phone: (701) 277-7312. **Fax:** (701) 281-9729. **Web:** FargoHI.com.

FIELD MANAGER - DOUG SIMUNIC



Doug Simunic will be entering his 22nd season as the Red-Hawks' manager. Simunic has won six championships and posted winning seasons in 22 of his 25 years as a skipper. On June 26, 2011, he became the first independent league manager to reach 1,000 wins.

Simunic was selected by Montreal in the 1975 amateur draft. He played in the minor leagues for almost a decade in the Expos, Indians and Mariners organizations and hit .248 with 61 homers in 715 games.

Managerial History

Year	Club	League	Affiliate	Level	Record	Finish	Playoffs
1993	Rochester	Northern	--	Ind.	38-34	2nd/6	Lost Finals
1994	Winnipeg	Northern	--	Ind.	43-37	4th/6	Lg. Champions
1995	Winnipeg	Northern	--	Ind.	47-38	2nd/6	Lost Finals
1996	Fargo-Moorhead	Northern	--	Ind.	53-31	1st/8	Lost Finals
1997	Fargo-Moorhead	Northern	--	Ind.	47-37	3rd/8	Lost Semis
1998	Fargo-Moorhead	Northern	--	Ind.	64-21	1st/8	Lg. Champions
1999	Fargo-Moorhead	Northern	--	Ind.	50-35	2nd/8	Lost Semis
2000	Fargo-Moorhead	Northern	--	Ind.	53-33	1st/8	Lost Semis
2001	Fargo-Moorhead	Northern	--	Ind.	51-39	4th/8	Lost Quarters
2002	Fargo-Moorhead	Northern	--	Ind.	52-37	4th/10	
2003	Fargo-Moorhead	Northern	--	Ind.	62-28	1st/10	Lg. Champions
2004	Fargo-Moorhead	Northern	--	Ind.	55-41	4th/10	Lost Semis
2005	Fargo-Moorhead	Northern	--	Ind.	68-27	1st/12	Lost Finals
2006	Fargo-Moorhead	Northern	--	Ind.	63-33	1st/8	Lg. Champions
2007	Fargo-Moorhead	Northern	--	Ind.	57-38	2nd/8	Lost Semis
2008	Fargo-Moorhead	Northern	--	Ind.	62-34	1st/6	Lost Semis
2009	Fargo-Moorhead	Northern	--	Ind.	53-42	3rd/6	Lg. Champions
2010	Fargo-Moorhead	Northern	--	Ind.	61-39	1st/8	Lg. Champions
2011	Fargo-Moorhead	Amer. Assoc.	--	Ind.	44-56	T-11th/14	
2012	Fargo-Moorhead	Amer. Assoc.	--	Ind.	65-35	1st/13	Lost Semis
2013	Fargo-Moorhead	Amer. Assoc.	--	Ind.	62-38	2nd/13	Lost Semis
2014	Fargo-Moorhead	Amer. Assoc.	--	Ind.	43-56	9th/12	
2015	Fargo-Moorhead	Amer. Assoc.	--	Ind.	44-56	10th/13	
2016	Fargo-Moorhead	Amer. Assoc.	--	Ind.	52-48	T-6th/12	

2017 SCHEDULE

Standard home game times:
 Mon-Fri 7:02, Sat 6:00, Sun 1:00.
Other home game times:
 Monday, May 29: 6:00.
 Thursday, June 15: 12:30.
 Thursday, July 13: 12:30.
 Thursday, August 31: 12:30.

May
 Thu 18 - Sun 21 @ Texas
 Mon 22 - Wed 24 @ Cleburne
 Thu 25^A - Sat 26 @ Salina*
Mon 29 - Wed 31 **Sioux City**

June
Thu 1 **Sioux City**
Fri 2 - Sun 4 **Wichita**
 Mon 5 - Thu 8 @ Gary
Fri 9 - Sun 11 **Winnipeg**
Mon 12 - Thu 15 **Lincoln**
 Fri 16 - Sun 18 @ Wichita
 Mon 19 - Wed 21 @ Kansas City
Fri 23 - Sun 25 **Gary**
Mon 26 - Thu 29 **Sioux Falls**
 Fri 30 @ Lincoln

July
 Sat 1 - Sun 2 @ Lincoln
 Mon 3 - Wed 5 @ Gary
Thu 6 - Sat 8 **St. Paul**
Tue 11 - Thu 13 **Kansas City**
 Fri 14 - Sun 16 @ St. Paul
 Tue 18 - Thu 20 @ Sioux Falls
Fri 21 - Sun 23 **Cleburne**
 Thu 27 - Sun 30 @ Winnipeg
Mon 31 **Sioux Falls**

August
Tue 1 - Wed 2 **Sioux Falls**
 Thu 3 - Sun 6 @ St. Paul
Mon 7 - Wed 9 **Kansas City**
Fri 11 - Sun 13 **Gary**
 Tue 15 - Thu 17 @ Sioux City
Fri 18 - Mon 21 **Winnipeg**
 Tue 22 - Thu 24 @ Sioux Falls
Fri 25 - Sun 27 **St. Paul**
Mon 28 - Thu 31 **Lincoln**

September
 Fri 1 - Mon 4 @ Winnipeg

* - Neutral-site series at Kansas City, Kan. ^ - Doubleheader.

FARGO-MOORHEAD INDEPENDENT YEARLY RESULTS

Year	League	W	L	Pct.	Place	Attendance	Manager
1996	Northern	53	31	.631	1st (8)	155,052	Doug Simunic
1997	Northern	47	37	.560	3rd (8)	179,880	Doug Simunic
1998	Northern	64	21	.753	1st (8)	182,938	Doug Simunic
1999	Northern	50	35	.588	2nd (8)	179,919	Doug Simunic
2000	Northern	53	33	.616	1st (8)	175,818	Doug Simunic
2001	Northern	51	39	.567	4th (8)	185,288	Doug Simunic
2002	Northern	52	37	.584	4th (10)	193,364	Doug Simunic
2003	Northern	62	28	.689	1st (10)	178,370	Doug Simunic
2004	Northern	55	41	.573	4th (10)	179,665	Doug Simunic
2005	Northern	68	27	.716	1st (12)	181,829	Doug Simunic
2006	Northern	63	33	.656	1st (8)	171,877	Doug Simunic
2007	Northern	57	38	.600	2nd (8)	170,122	Doug Simunic
2008	Northern	62	34	.646	1st (6)	177,900	Doug Simunic
2009	Northern	53	42	.558	3rd (6)	181,872	Doug Simunic
2010	Northern	61	39	.610	1st (8)	181,145	Doug Simunic
2011	American Association	44	56	.440	T-11th (14)	175,918	Doug Simunic
2012	American Association	65	35	.650	1st (13)	187,438	Doug Simunic
2013	American Association	62	38	.620	2nd (13)	186,091	Doug Simunic
2014	American Association	43	56	.434	9th (12)	186,306	Doug Simunic
2015	American Association	44	56	.440	10th (13)	187,099	Doug Simunic
2016	American Association	52	48	.520	T-6th (12)	180,345	Doug Simunic

PLAYOFF HISTORY

Year	Round	Opponent	Result	Year	Round	Opponent	Result
1996	Semis	Winnipeg	W 2-1	2005	Semis	Lincoln	W 3-1
	Finals	St. Paul	L 3-0		Finals	Gary	L 3-2
1997	Semis	Winnipeg	L 3-2	2006	Semis	Winnipeg	W 3-2
1998	Semis	Winnipeg	W 3-1		Finals	Gary	W 3-1
	Finals	St. Paul	W 3-0	2007	Semis	Calgary	L 3-0
1999	Quarters	Schaumburg	W 3-0	2008	Semis	Kansas City	L 3-0
	Semis	Winnipeg	L 3-0	2009	Semis	Winnipeg	W 3-2
2000	Quarters	Winnipeg	W 3-0		Finals	Gary	W 3-1
	Semis	Duluth-Superior	L 3-0	2010	Semis	Gary	W 3-0
2001	Quarters	Winnipeg	L 3-2		Finals	Kansas City	W 3-0
2003	Semis	Schaumburg	W 3-2	2012	Semis	Winnipeg	L 3-0
	Finals	Winnipeg	W 3-1	2013	Semis	Gary	L 3-1
2004	Semis	St. Paul	L 3-1				

2016 FARGO-MOORHEAD REDHAWKS STATISTICS

vs. Gary SouthShore: 7-4
vs. Joplin: 2-2
vs. Kansas City: 7-1
vs. Laredo: 2-2

vs. Lincoln: 1-5
vs. St. Paul: 6-7
vs. Sioux City: 9-6
vs. Sioux Falls: 6-6

vs. Texas: 1-2
vs. Wichita: 5-4
vs. Winnipeg: 6-9

Player	POS	AVG	G	AB	R	H	2B	3B	HR	RBI	BB	HBP	SO	SB	CS	DP	E
Bailey, Luke	C	.152	63	237	18	36	8	0	6	22	16	1	76	1	1	5	15
Carter, Kes	OF	.280	97	396	50	111	23	3	16	57	35	3	111	5	4	5	3
De La Cruz, Keury	OF	.316	99	433	76	137	32	0	18	72	18	1	87	19	10	11	2
Geiger, Dustin	1B	.329	60	228	40	75	15	0	9	36	21	1	40	0	1	6	3
Gilmartin, Mike	SS	.242	39	132	13	32	5	0	4	21	9	4	33	0	0	2	5
Humphries, Brian	1B	.293	97	406	59	119	20	2	13	66	16	3	75	5	2	12	10
Johns, Bryan	SS	.219	53	183	21	40	7	0	1	20	20	1	37	1	1	5	13
Kang, K.D.	OF	.291	97	364	66	106	18	1	18	61	60	4	99	3	4	8	4
Mazzola, Josh	3B	.259	100	390	72	101	18	0	20	78	50	8	95	8	5	7	9
Morales, Cory	SS	.200	7	25	0	5	0	0	0	0	0	0	7	0	0	0	1
Mozingo, Chad	OF	.194	39	170	25	33	7	0	2	13	21	0	32	4	4	2	4
Pineda, Ryan	2B	.269	98	398	70	107	22	8	8	36	51	10	90	8	7	7	18
Valerio, Charlie	C	.325	26	80	10	26	5	0	3	15	13	0	21	0	0	1	1
Wagner, Ryan	C	.270	41	111	23	30	8	0	3	16	11	11	25	0	0	3	5

Pitcher	G	GS	CG	IP	H	R	ER	BB	SO	W	L	SV	2B	3B	ERA
Alexander, Tyler	22	20	4	143.1	132	64	55	48	156	12	5	0	19	4	3.45
Almarante, Jose	25	15	0	115.0	99	45	35	39	86	4	2	1	17	3	2.74
Ballew, Travis	10	0	0	11.0	7	2	2	4	13	1	0	4	2	0	1.64
Dahl, Tanner	4	0	0	5.2	7	10	6	7	8	0	0	0	2	0	9.53
Ernst, Brian	7	7	1	43.2	48	29	27	25	39	3	4	0	7	4	5.57
Harris, Tyler	2	2	0	7.2	10	11	9	4	7	0	1	0	2	1	10.57
Herron, Tyler	7	7	2	56.0	31	5	5	12	47	5	1	0	9	0	0.80
Madrid, Roman	15	0	0	17.1	7	10	10	16	13	0	2	0	1	1	5.19
Mason, Mike	6	0	0	11.0	6	1	1	4	13	0	1	0	1	0	0.82
Mathis, Will	44	4	0	66.0	82	43	35	32	72	2	5	0	14	4	4.77
Mincey, Patrick	22	0	0	36.1	35	21	19	14	27	2	3	1	4	1	4.71
Mirowski, Richie	4	4	0	19.1	14	8	6	7	22	1	2	0	2	0	2.79
Mouzakes, Dylan	7	3	0	22.2	27	13	12	9	23	2	0	0	8	0	4.77
Reavis, Colton	42	0	0	53.1	46	25	20	19	66	2	6	12	6	1	3.38
Sattler, Dan	23	0	0	30.0	25	22	17	37	32	2	2	0	4	1	5.10
Scarpetta, Cody	5	5	0	27.1	25	14	14	31	30	2	1	0	3	0	4.61
Shirek, Charlie	1	1	0	4.1	4	5	4	3	2	0	1	0	1	0	8.31
Snyder, Matt	12	4	0	41.2	42	32	28	33	41	1	3	0	5	0	6.05
Solomon, Will	16	10	2	71.2	82	50	41	34	39	6	3	0	13	1	5.15
Stanton, Taylor	18	18	0	113.1	127	49	47	38	87	5	5	0	18	5	3.73
Stirewalt, Tyler	5	0	0	5.2	8	6	6	5	8	1	1	0	2	0	9.53
Zawacki, Brett	8	0	0	5.2	17	12	11	8	6	1	0	1	6	0	17.47

All-Time AA Home-Road Record

Year	Home Record	Pct.	Road Record	Pct.
2011	30-20	.600	14-36	.280
2012	32-18	.640	33-17	.660
2013	32-18	.640	30-20	.600
2014	24-26	.480	19-30	.388
2015	22-28	.440	22-28	.440
2016	30-20	.600	22-28	.440
All-Time	170-130	.567	140-159	.468

FARGO-MOORHEAD INDEPENDENT BASEBALL RECORDS

Batting Average

1. Ruben Salazar, 2008 .378
2. Joe Mathis, 2006 .359
3. Darryl Motley, 1996 .346
4. J. Piepkorn, 2009 .339
5. Richard Austin, 2005 .337

Home Runs

1. J. Hoorelbeke, 2010 29
 2. Darryl Motley, 1996 26
 3. Clyde Williams, 2005 24
 4. Ricky Freeman, 2000 23
 5. Eric Campbell, 2010 22
- Darryl Motley, 1997 22

Saves

1. Tom Boleska, 2012 29
2. George Schmidt, 2000 23
3. Nate Cotton, 2008 22
- Nate Cotton, 2007 22
5. S. Montgomery, 2002 19

Runs Scored

1. Zach Penprase, 2009 100
2. Zach Penprase, 2012 95
- Joe Mathis, 2006 95
4. Chad Akers, 1996 84
5. Johnny Knott, 1996 82
- Bryon Jeffcoat, 2004 82

RBI

1. Darryl Motley, 1996 103
2. Nic Jackson, 2009 97
3. Nic Jackson, 2012 89
4. Ryan Delgado, 2012 86
5. Ricky Freeman, 2000 83

Hits

1. Joe Mathis, 2006 142
- 2. K. De La Cruz, 2016 137**
3. Mike Coles, 2010 131
4. Nic Jackson, 2012 125
5. J. Piepkorn, 2009 123
- Carlo Cota, 2008 123

Stolen Bases

1. Zach Penprase, 2012 47
2. Zach Penprase, 2009 45
3. Zach Penprase, 2010 41
4. Zach Penprase, 2013 40
- Jason Fitzgerald, 2004 40

ERA

1. C. Hoorelbeke, 2010 1.84
2. Jeff Bittiger, 1998 1.94
3. Taft Cable, 2005 2.30
4. J. Fletschock, 2002 2.42
5. Taylor Stanton, 2013 2.43

Doubles

1. Joe Mathis, 2006 42
2. C.J. Retherford, 2014 40
3. Chad Mozingo, 2015 34
- 4. K. De La Cruz, 2016 32**
- Carlo Cota, 2011 32

Wins

1. Brandon Culp, 2005 14
2. Dane Renkert, 2007 13
- Joe Sergent, 2005 13
- 4. Tyler Alexander, 2016 12**
- Tyler Herron, 2012 12
- Jeff Bittiger, 1998 12

Triples

1. Joe Mathis, 2003 9
- 2. Ryan Pineda, 2016 8**
- Justin Justice, 2009 8
- Joe Mathis, 2007 8
5. Joe Mathis, 2004 7

Losses

1. Jake Laber, 2014 11
- Taylor Stanton, 2014 11
3. Brandon Mann, 2015 10
4. Justin Fletschock, 2001 8
5. Several with 7

All-time AA record - 6 seasons, 310-289, .518 winning pct.

Opponent	Record	Pct.	Opponent	Record	Pct.	Opponent	Record	Pct.
Amarillo	7-5	.583	Newark	3-0	1.000	Sioux City	35-27	.565
El Paso	5-2	.714	New Jersey	7-5	.583	Sioux Falls	44-28	.611
Gary	26-29	.472	Ottawa	2-1	.667	Texas/G.P.	7-6	.539
Joplin	2-5	.286	Quebec	1-2	.333	Trois-Rivieres	3-3	.500
Kansas City	33-19	.635	Rockland	8-8	.500	Wichita	12-23	.343
Laredo	7-15	.318	St. Paul	29-46	.387	Winnipeg	45-46	.495
Lincoln	30-17	.638						

GARY SOUTHSORE RAILCATS

2016 Results: 52-48, T-2nd place, Central

Mailing Address: 1 Stadium Plaza, Gary, IN 46402.

Stadium: 1 Pennsylvania Ave., Gary, IN 46402.

Phone: (219) 882-2255. Fax: (219) 882-2259.

Web: RailCatsBaseball.com. Twitter: @RailCats.

Facebook.com/RailCat.



FRONT OFFICE

Owner: Pat Salvi. CEO: Lindy Salvi.

President: Pete Laven.

General Manager: Brian Lyter.

Assistant GM/Dir., Tickets: David Kay.

Director, Marketing: David Kerr.

Director, Food & Beverage: Phil West.

Community Relations: Megan Kaczmarek.

Dir., Food and Beverage: Phil West

Box Office Manager: Kevin Edgington.

Marketing Consultant: Renee Connelly.

Head Groundskeeper: Noah Simmons.

FIELD STAFF

Manager: Greg Tagert.

Pitching Coach: Alain Quijano.

Coaches: Bobby Spain, J.T. Scara.

GAME-DAY INFORMATION

Stadium: U.S. Steel Yard.

Broadcaster: Jared Shlensky.

Year Constructed: 2002. Capacity: 6,139.

Games Broadcast: All.

Outfield Dimensions: 320-400-335.

Outlets: WLPR-89.1 FM/thelakeshorefm.

Visiting Club Hotel - **CLE, FM, KC, LIN, SP, SC, SF:** Country Inn & Suites, 1630 Olmsted Drive, Portage, IN 46368. Phone: (219) 764-0021Visiting Club Hotel - **SAL, TEX, WIN:** Affordable Suites, 1550 Olmsted Drive, Portage, IN 46368. Phone: (219) 734-6111.

FIELD MANAGER - GREG TAGERT



A four-time Manager of the Year and three-time league champion, Greg Tagert returns for his 13th season with Gary SouthShore in 2017. It also marks his 23rd season managing in independent baseball.

Tagert, 51, arrived in Northwest Indiana in 2005. His impact was immediate as the RailCats reached the playoffs in his first six years in the league.

Originally from Vacaville, Calif., Tagert worked as a pitching coach for the U. of New Mexico in 1988 and an associate scout for the Detroit Tigers in 1993-94.

Managerial History

Year	Club	League	Affiliate	Level	Record	Finish	Playoffs
1995	Ohio Valley	Frontier	--	Ind.	36-34	5th (8)	
1996	Brainerd	Prairie	--	Ind.	7-9	(team folded)	
1997	Evansville	Frontier	--	Ind.	46-33	2nd (8)	Lost Finals
1998	Evansville	Frontier	--	Ind.	43-36	4th (8)	Lost Semis
1999	Evansville	Frontier	--	Ind.	43-41	T3rd (10)	Lost Semis
2000	Evansville	Frontier	--	Ind.	45-38	4th (10)	Lost Finals
2001	Dubois County	Frontier	--	Ind.	48-36	3rd (12)	Lost Semis
2002	Dubois County	Frontier	--	Ind.	52-32	3rd (12)	Lost Semis
2003	Kenosha	Frontier	--	Ind.	47-42	7th (12)	
2004	Ozark	Frontier	--	Ind.	52-44	6th (12)	
2005	Gary	Northern	--	Ind.	54-42	3rd (12)	Lg. Champions
2006	Gary	Northern	--	Ind.	51-46	3rd (8)	Lost Finals
2007	Gary	Northern	--	Ind.	58-38	1st (8)	Lg. Champions
2008	Gary	Northern	--	Ind.	56-40	2nd (6)	Lost Finals
2009	Gary	Northern	--	Ind.	57-39	1st (6)	Lost Finals
2010	Gary	Northern	--	Ind.	52-48	4th (8)	Lost Semis
2011	Gary	Amer. Assoc.	--	Ind.	54-46	5th (14)	
2012	Gary	Amer. Assoc.	--	Ind.	50-50	8th (13)	
2013	Gary	Amer. Assoc.	--	Ind.	58-41	3rd (13)	Lg. Champions
2014	Gary	Amer. Assoc.	--	Ind.	53-47	5th (12)	
2015	Gary	Amer. Assoc.	--	Ind.	45-55	T-9th (13)	
2016	Gary	Amer. Assoc.	--	Ind.	52-48	T-6th (12)	

2017 SCHEDULE

Standard home game times:

Mon-Fri 7:10, Sat 6:10, Sun 2:10.

Other home game times:

Saturday, May 27: 3:10.

Sunday, May 28: 6:10.

Monday, May 29: 4:10.

Wednesday, June 21: 12:10.

Tuesday, July 4: 6:10.

Thursday, July 20: 12:10.

Sunday, September 3: 6:10.

Monday, September 4: 1:10.

July

Sat 1 - Sun 2 @ St. Paul

Mon 3 - Wed 5 Fargo

Thu 6 - Sun 9 Winnipeg

Tue 11 - Thu 13 @ Wichita

Fri 14 - Sun 16 Salina

Tue 18 - Thu 20 Cleburne

Fri 21 - Sun 23 Sioux City

Wed 26 - Fri 28 Salina*

Sun 30 - Mon 31 @ Texas

May

Thu 18 - Sun 21 @ St. Paul

Mon 22 - Wed 24 @ Kansas City

Fri 26 - Sun 28 Texas

Mon 29 - Wed 31 Kansas City

June

Thu 1 Kansas City

Fri 2 - Sun 4 @ Sioux City

Mon 5 - Thu 8 Fargo

Fri 9 - Sun 11 Sioux City

Mon 12 - Thu 15 @ Sioux Falls

Fri 16 - Sun 18 @ Lincoln

Mon 19 - Wed 21 Sioux City

Fri 23 - Sun 25 @ Fargo

Tue 27 - Thu 29 @ Winnipeg

Fri 30 @ St. Paul

August

Tue 1 @ Texas

Thu 3 - Sun 6 Winnipeg

Mon 7 - Wed 9 St. Paul

Fri 11 - Sun 13 @ Fargo

Tue 15 - Thu 17 Sioux Falls

Fri 18 - Sun 20 @ Kansas City

Mon 21 - Thu 24 @ Lincoln

Fri 25 - Sun 27 Kansas City

Mon 28 - Thu 31 @ Sioux Falls

September

Fri 1 - Mon 4 Lincoln

* - Split doubleheader Thursday, July 27. First game starts at 1:10; second game starts at 7:10.

GARY SOUTHSORE INDEPENDENT YEARLY RESULTS

Year	League	W	L	Pct.	Place	Attendance	Manager
2002	Northern	35	55	.389	10th (10)	(road team)	Joe Calfapietra
2003	Northern	36	54	.400	9th (10)	140,310	Garry Templeton
2004	Northern	31	65	.323	10th (10)	147,801	Garry Templeton
2005	Northern	54	42	.563	3rd (12)	151,850	Greg Tagert
2006	Northern	51	46	.526	3rd (8)	163,133	Greg Tagert
2007	Northern	58	38	.604	1st (8)	166,338	Greg Tagert
2008	Northern	56	40	.583	2nd (6)	159,586	Greg Tagert
2009	Northern	57	39	.594	1st (6)	166,334	Greg Tagert
2010	Northern	52	48	.520	4th (8)	166,366	Greg Tagert
2011	Amer. Assoc.	54	46	.540	5th (14)	157,676	Greg Tagert
2012	Amer. Assoc.	50	50	.500	8th (13)	159,837	Greg Tagert
2013	Amer. Assoc.	58	41	.586	3rd (13)	165,024	Greg Tagert
2014	Amer. Assoc.	53	47	.530	5th (12)	164,286	Greg Tagert
2015	Amer. Assoc.	45	55	.450	T-8th (13)	165,306	Greg Tagert
2016	Amer. Assoc.	52	48	.520	T-6th (12)	163,519	Greg Tagert

PLAYOFF HISTORY

Year	Round	Opponent	Result	Year	Round	Opponent	Result
2005	Semis	St. Paul	W 3-2	2008	Semis	Winnipeg	W 3-1
	Finals	Fargo	W 3-2		Finals	Kansas City	L 3-1
2006	Semis	Schaumburg	W 3-2	2009	Semis	Kansas City	W 3-2
	Finals	Fargo	L 3-1		Finals	Fargo	L 3-1
2007	Semis	Winnipeg	W 3-2	2010	Semis	Fargo	L 3-0
	Finals	Calgary	W 3-2	2013	Semis	Fargo	W 3-1
					Finals	Wichita	W 3-1

2016 GARY SOUTHSORE RAILCATS STATISTICS

vs. Fargo-Moorhead: 4-7 vs. Lincoln: 8-4 vs. Texas: 5-2
 vs. Joplin: 6-1 vs. St. Paul: 1-6 vs. Wichita: 6-4
 vs. Kansas City: 6-4 vs. Sioux City: 2-1 vs. Winnipeg: 4-9
 vs. Laredo: 5-5 vs. Sioux Falls: 5-5

Player	POS	AVG	G	AB	R	H	2B	3B	HR	RBI	BB	HBP	SO	SB	CS	DP	E
Alonso, Robert	IF	.222	4	9	2	2	0	0	0	0	0	0	2	0	0	1	0
Chambers, Adron	OF	.500	2	10	2	5	2	0	0	2	0	0	1	0	1	0	0
Cheky, Anthony	OF	.300	38	120	19	36	6	3	0	16	15	2	11	8	5	2	0
Crosby, Alex	IF	.293	86	311	31	91	13	0	3	44	28	5	38	6	2	12	2
DeJesus, Andy	IF	.262	25	84	11	22	2	1	2	13	2	0	19	4	1	1	3
Del Valle, Jaime	C	.270	35	100	12	27	5	0	0	9	22	1	14	1	1	4	2
Devarie, Elbert	IF	.244	92	308	39	75	10	3	0	26	54	2	59	5	7	7	9
Falsetti, Michael	C	.172	17	58	3	10	0	0	0	6	3	1	21	3	1	3	3
Fukae, Masato	OF	.159	27	82	9	13	1	0	0	3	6	2	22	3	3	4	2
Gonzalez, Jose	C	.232	64	207	23	48	10	4	21	25	3	56	0	3	6	10	0
Goodman, Kris	OF	.238	7	21	5	5	2	1	0	3	3	0	4	1	0	0	0
Hamilton, Jeremy	1B	.221	54	195	19	43	8	1	0	27	25	1	47	1	0	6	6
Harris, Chase	OF	.299	38	134	23	40	4	0	1	12	7	3	26	8	3	3	3
Hibbert, Matt	OF	.182	11	22	7	4	0	0	0	1	3	5	7	2	1	2	0
Holland, John	IF	.302	44	129	19	39	1	0	1	14	14	4	41	1	1	2	1
Martinez, Frank	IF	.301	70	266	45	80	13	3	7	56	36	2	37	10	3	6	8
Mederos, Jarred	IF	.268	90	298	26	80	18	1	2	38	17	3	58	6	4	10	17
Metzger, Brennan	OF	.265	52	189	30	50	7	3	1	23	36	6	58	6	3	1	0
Moroney, Joe	RF	.125	6	16	2	2	0	0	0	0	1	1	8	1	0	0	1
Newell, Cameron	OF	.303	61	234	40	71	9	5	0	24	35	6	31	4	1	7	0
Petrone, Matt	OF	.188	36	112	17	21	4	0	1	11	23	5	27	6	1	0	2
Pugh, Tillman	OF	.232	56	198	27	46	5	0	8	31	24	6	56	11	3	2	4
Riley, Marquis	IF	.143	4	7	2	1	0	0	0	1	0	1	0	1	0	0	0
Santiesteban, Randy	IF	.207	30	58	9	12	2	1	3	1	3	1	12	1	1	1	3
Sermo, Jose	IF	.311	29	106	14	33	5	2	5	24	20	1	29	2	2	3	6
Willis, Colin	OF	.231	11	39	3	9	2	1	0	5	6	1	7	2	0	0	0
Wilson, Reggie	OF	.337	27	92	26	31	5	2	1	14	16	2	16	4	1	2	2

Pitcher	G	GS	CG	IP	H	R	ER	BB	SO	W	L	SV	2B	3B	ERA
Arciniega, Manny	11	1	0	17.1	24	14	9	7	17	0	0	0	7	0	4.67
Black, Taylor	33	7	0	70.1	84	42	39	39	34	7	6	7	9	1	4.99
Castillo, Diosdany	2	0	0	2.1	6	4	4	2	4	0	0	0	0	0	15.43
Castillo, Richard	23	23	0	140.2	153	63	57	39	73	7	8	0	22	3	3.65
Clark, Brett	1	0	0	0.1	0	0	0	0	0	0	0	0	0	0	0.00
Costa, Aryan	6	3	0	19.0	10	5	5	4	10	1	0	0	1	0	2.37
Davies, Shane	2	0	0	1.1	4	2	2	0	1	0	0	0	1	0	13.50
De Leon, Jorge	21	0	0	31.2	24	9	6	17	32	0	2	11	4	0	1.71
Eadington, Eric	1	1	0	2.0	1	5	1	6	3	0	1	0	0	0	4.50
Eaton, Jake	2	0	0	2.1	3	3	3	4	2	0	0	0	1	0	11.57
Gunn, Alex	12	6	0	42.2	38	19	16	11	23	2	0	1	8	1	3.38
Herstine, Christian	5	0	0	8.2	2	1	1	3	10	1	0	0	1	0	1.04
Kovalik, John	20	0	0	26.0	28	14	14	14	17	0	1	0	5	1	4.85
Liguori, Lars	19	0	0	27.2	35	8	8	7	13	1	1	0	9	0	2.60
McGee, Travis	25	9	0	72.1	82	55	52	32	69	4	8	0	18	2	6.47
Melendez, Moises	21	0	0	33.0	39	19	18	18	32	4	1	1	7	0	4.91
Oliver, Blake	1	1	0	4.0	14	11	11	3	3	0	1	0	0	0	24.75
Osaki, Kevin	5	0	0	8.0	11	4	4	7	2	0	0	0	2	0	4.50
Perez, Paul	2	0	0	5.0	2	4	4	5	2	0	0	0	1	0	7.20
Pinales, Carlos	5	2	0	12.1	22	14	13	1	7	0	3	0	1	3	9.49
Quintero, A.J.	1	0	0	2.0	1	1	0	1	1	0	1	0	0	0	0.00
Roberts, Andy	23	0	0	35.1	39	13	13	15	24	4	1	3	8	1	3.31
Rodriguez, Santiago	36	0	0	48.1	47	16	14	24	39	6	5	3	6	0	2.61
Rosario, Charle	24	24	4	155.1	141	59	54	46	120	11	4	0	23	2	3.13
Santori, Ben	1	0	0	0.2	0	0	0	0	0	0	0	0	0	0	0.00
Staniewicz, Zach	2	2	1	15.0	17	10	10	7	7	0	1	0	1	1	6.00
Torres-Perez, Braulio	2	1	0	2.2	5	5	2	0	2	0	0	0	1	1	6.75
Triana, Karl	17	17	1	105.1	89	56	41	39	79	4	4	0	10	3	3.50
Wozniak, Conrad	7	3	0	17.1	11	2	2	3	17	0	0	0	4	0	1.04

All-Time AA Home-Road Record

Year	Home Record	Pct.	Road Record	Pct.
2011	32-18	.640	22-28	.440
2012	28-22	.560	22-28	.440
2013	32-18	.640	26-23	.531
2014	25-25	.500	28-22	.560
2015	23-27	.460	22-28	.440
2016	27-23	.540	25-25	.500
All-Time	167-133	.557	145-154	.485

GARY SOUTHSORE INDEPENDENT BASEBALL RECORDS

Batting Average	Home Runs	Saves			
1. T. Townsend, 2008	.371	1. Cristian Guerrero, 2010	19	1. Tony Cogan, 2007	25
2. F. Matos, 2002	.362	2. Cristian Guerrero, 2008	16	2. Andy Shipman, 2010	21
3. Drew Martinez, 2014	.358	3. J. Swinton, 2002	15	3. Will Krout, 2011	49
4. Brad Boyer, 2011	.348	4. T. Townsend, 2008	14	4. Andy Loomis, 2015	19
5. Mike Massaro, 2011	.344	5. W. Chamberlain, 2003	13	4. Derek Lopez, 2005	17
				5. Andy Shipman, 2009	13

Runs Scored	RBI	Games Pitched			
1. Daniel Pulfer, 2014	88	1. T. Townsend, 2008	84	1. Kris Regas, 2006	56
2. Mike Massaro, 2012	76	2. Cristian Guerrero, 2011	82	2. Brandon Higelin, 2008	50
3. Adam Klein, 2011	75	3. Brad Boyer, 2011	68	3. Will Krout, 2011	49
4. Adam Klein, 2012	72	4. Steve Haake, 2009	67	4. Tony Cogan, 2007	46
5. Rob Marconi, 2008	71	5. Mike Massaro, 2011	66	5. Ian Durham, 2013	43
				W. Chamberlain, 2003	43
				Aaron Cook, 2010	43
				Andy Shipman, 2010	43
				Byron Embry, 2002	43

Hits	Stolen Bases	Innings Pitched			
1. Drew Martinez, 2014	153	1. Billy Brown, 2003	32	1. C. Rosario, 2016	155.1
2. Mike Massaro, 2011	142	2. Adam Klein, 2012	30	2. Josh Habel, 2007	155.0
3. Mike Massaro, 2012	135	David Cooper, 2012	30	3. Jason Shelley, 2006	153.2
4. Daniel Pulfer, 2014	126	4. Adam Klein, 2010	29	4. Tony Cogan, 2009	150.0
5. Brad Boyer, 2011	123	5. J. Allensworth, 2006	26	J. Bennett, 2005	150.0

Doubles	ERA	Walks			
1. Mike Rohde, 2011	32	1. Tony Cogan, 2008	2.08	1. Scott Shaw, 2011	62
2. Mike Massaro, 2011	28	2. Willie Glen, 2010	2.39	2. Willie Glen, 2006	60
Mike Massaro, 2009	28	3. Cody Fisher, 2005	2.50	3. Jason Shelley, 2006	51
4. T. Townsend, 2007	27	4. Travis Kerber, 2006	2.78	4. Drew Dickinson, 2008	50
5. Louis Ott, 2010	26	5. Jeremy Plexico, 2008	2.79	5. Morgan Coombs, 2014	48
Jay Pecci, 2008	26				
T. Townsend, 2008	26				

Wins	Triples	Strikeouts	
1. Charle Rosario, 2015	12	1. Willie Glen, 2007	162
Alain Quijano, 2013	12	2. Jason Shelley, 2006	145
Willie Glen, 2007	12	3. Willie Glen, 2006	122
Josh Habel, 2007	12	4. Charle Rosario, 2016	120
Jason Shelley, 2006	12	5. Josh Habel, 2006	112

Losses	
1. Tony O'Donnell, 2004	11
Graham Mazur, 2002	11
3. Morgan Coombs, 2014	9
Morgan Coombs, 2012	9
Tom Thornton, 2010	9
Josh Habel, 2006	9
Dan Soria, 2003	9
Mike Riley, 2002	9

All-time AA record - 6 seasons, 312-287, .521 winning pct.

Opponent	Record	Pct.	Opponent	Record	Pct.	Opponent	Record	Pct.
Amarillo	6-6	.500	Newark	3-1	.750	Sioux City	32-41	.438
El Paso	4-2	.667	New Jersey	4-4	.500	Sioux Falls	33-30	.524
Fargo	29-26	.527	Ottawa	3-0	1.000	Sussex County	1-2	.333
Fort Worth	3-0	1.000	Quebec	4-5	.444	Texas/G.P.	9-5	.643
Joplin	11-3	.786	Rockland	0-3	.000	Wichita	22-26	.458
Kansas City	39-28	.582	St. Paul	34-34	.500	Winnipeg	27-28	.491
Laredo	7-9	.438	Shreveport	6-3	.667	Worcester	3-1	.750
Lincoln	31-29	.517						

KANSAS CITY T-BONES

2016 Results: 42-58, 4th place, Central

1800 Village West Parkway
Kansas City, KS 66111

Phone: (913) 328-2255. Fax: (913) 328-5652.

Web: TBonesBaseball.com.

Twitter: @TBonesBaseball.

Facebook.com/TBonesBaseball.



FRONT OFFICE

Owner: John Ehlert.

President: Adam Ehlert.

VP/General Manager: Chris Browne.

AGM/Sr. Dir., Corporate Sales: Mike Dalke.

Sr. Director, Media Relations: Matt Fulks.

Director, Group Sales: Stephen Hardwick.

Dir., Ticket Sales/Merchandise: Kacy Muller.

Manager, Promotions: Joe Goll.

Account Executive: Connor Terry.

Group Sales Associate: Scott Hull.

Group Sales Associate: Nick Restivo.

Coordinator, Operations: Kyle Disney.

Head Groundskeeper: Caleb Adams

Bookkeeper: Karen Slaughter.

FIELD STAFF

Manager: Joe Calfapietra.

Coaches: Bill Sobbe, Frank White,
Darren Gorski, Ed Ott.

GAME-DAY INFORMATION

Stadium: CommunityAmerica Ballpark.

Year Built: 2003. **Capacity:** 6,270.

Outfield Dimensions: 300-396-328.

Visiting Club Hotel: Country Inn & Suites, 1805 N. 110th St., Kansas City, KS 66111. **Telephone:** (913) 299-4700. **Fax:** (913) 299-9944.

Broadcaster: Dan Vaughan.

Games Broadcast: All.

Webcast: KUDL 1660/tbonesbaseball.

FIELD MANAGER - JOE CALFAPIETRA



Joe Calfapietra begins his first season with the T-Bones, and his 18th managing in independent baseball.

Calfapietra spent the previous 14 seasons with the New Jersey Jackals of the Can-Am League. The league's 2012 and 2009 Manager of the Year, he led the Jackals to a 728-595 (.550) record, and six appearances in the league championship series.

He spent the 2002 season piloting Gary of the Northern League, where he earned Manager of the Year honors. Calfapietra has also coached in independent baseball for the Prairie League's Aberdeen Pheasants, and the Northern League's Duluth Dukers.

Managerial History

Year	Club	League	Affiliate	Level	Record	Finish	Playoffs
2000	Allentown	Northern	--	Ind.	41-43	5th/8	Lost Semis
2001	Allentown	Northern	--	Ind.	43-47	5th/6	
2002	Gary	Northern	--	Ind.	35-55	10th/10	
2003	New Jersey	Northeast	--	Ind.	52-37	1st/8	Lost Semis
2004	New Jersey	Northeast	--	Ind.	54-39	4th/8	Lg.Champions
2005	New Jersey	Can-Am	--	Ind.	48-44	5th/8	
2006	New Jersey	Can-Am	--	Ind.	43-48	5th/8	
2007	New Jersey	Can-Am	--	Ind.	49-44	4th/10	Lost Semis
2008	New Jersey	Can-Am	--	Ind.	43-51	6th/8	
2009	New Jersey	Can-Am	--	Ind.	55-39	2nd/8	Lost Semis
2010	New Jersey	Can-Am	--	Ind.	42-50	4th/6	Lost Semis
2011	New Jersey	Can-Am	--	Ind.	57-36	2nd/8	Lost Finals
2012	New Jersey	Can-Am	--	Ind.	59-41	2nd/5	Lost Finals
2013	New Jersey	Can-Am	--	Ind.	55-44	2nd/5	Lost Finals
2014	New Jersey	Can-Am	--	Ind.	55-41	2nd/4	Lost Finals
2015	New Jersey	Can-Am	--	Ind.	54-43	3rd/6	Lost Finals
2016	New Jersey	Can-Am	--	Ind.	62-38	1st/6	Lost Semis

2017 SCHEDULE

Standard home game times:

Monday-Saturday 7:05, Sunday 1:05.

Other home game times:

Wednesday, June 7: 11:05 a.m.

Sunday, September 3: 7:05.

Monday, September 4: 1:05.

July

Sat 1 - Sun 2 @ Sioux City

Mon 3 - Wed 5 **Sioux Falls**

Thu 6 - Sun 9 **Sioux City**

Tue 11 - Thu 13 @ Fargo

Fri 14 - Sun 16 @ Winnipeg

Tue 18 - Thu 20 **Lincoln**

Fri 21 - Sun 23 **Winnipeg**

Wed 26 - Sat 29 **Texas**

Mon 31 @ Cleburne

May

Fri 19 - Sun 21 **Lincoln**

Mon 22 - Wed 24 **Gary**

Fri 26 - Sun 28 @ St. Paul

Mon 29 - Wed 31 @ Gary

August

Tue 1 - Wed 2 @ Cleburne

Thu 3 - Sun 6 @ Lincoln

Mon 7 - Wed 9 @ Fargo

Thu 10 - Sun 13 **Salina**

Mon 14 - Thu 17 @ Wichita

Fri 18 - Sun 20 **Gary**

Mon 21 - Wed 23 **Cleburne**

Fri 25 - Sun 27 @ Gary

Mon 28 - Thu 31 @ Sioux City

June

Thu 1 @ Gary

Fri 2 - Sun 4 @ Sioux Falls

Mon 5 - Wed 7 **Wichita**

Thu 8 - Sat 10 **St. Paul**

Mon 12 - Thu 15 @ Wichita

Fri 16 - Sun 18 **Salina**

Mon 19 - Wed 21 **Fargo**

Thu 22 - Sun 25 **Sioux City**

Tue 27 - Thu 29 @ Lincoln

Fri 30 @ Sioux City

September

Fri 1 - Mon 4 **St. Paul**

KANSAS CITY INDEPENDENT YEARLY RESULTS

Year	League	W	L	Pct.	Place	Attendance	Manager
2003	Northern	43	46	.483	5th (10)	204,198	Al Gallagher
2004	Northern	48	48	.500	7th (10)	238,745	Al Gallagher
2005	Northern	45	49	.479	8th (12)	244,414	Al Gallagher
2006	Northern	45	51	.469	5th (8)	269,205	Al Gallagher
2007	Northern	44	52	.458	6th (8)	289,165	Andy McCauley
2008	Northern	46	50	.479	4th (6)	280,795	Andy McCauley
2009	Northern	46	50	.479	4th (6)	245,625	Andy McCauley
2010	Northern	58	42	.580	2nd (8)	264,368	Tim Doherty
2011	Amer. Assoc.	48	52	.480	T-9th (14)	261,115	Tim Doherty
2012	Amer. Assoc.	51	49	.510	7th (13)	260,620	Kenny Hook
2013	Amer. Assoc.	40	60	.400	11th (13)	265,596	Kenny Hook
2014	Amer. Assoc.	48	52	.480	T-6th (12)	248,989	John Massarelli
2015	Amer. Assoc.	49	50	.495	6th (12)	232,068	John Massarelli
2016	Amer. Assoc.	42	58	.420	9th (12)	213,165	John Massarelli

PLAYOFF HISTORY

Year	Round	Opponent	Result	Year	Round	Opponent	Result
2004	Semis	Schaumburg	L 3-2	2009	Semis	Gary	L 3-2
2008	Semis	Fargo	W 3-0	2010	Semis	Joliet	W 3-2
	Finals	Gary	W 3-2		Finals	Fargo	L 3-0

2016 KANSAS CITY T-BONES STATISTICS

vs. Fargo-Moorhead: 1-7
 vs. Gary SouthShore: 4-6
 vs. Joplin: 6-4
 vs. Laredo: 7-7

vs. Lincoln: 7-5
 vs. St. Paul: 4-3
 vs. Sioux City: 4-6
 vs. Sioux Falls: 3-4

vs. Texas: 3-4
 vs. Wichita: 1-8
 vs. Winnipeg: 2-4

Player	POS	AVG	G	AB	R	H	2B	3B	HR	RBI	BB	HBP	SO	SB	CS	DP	E
Asalon, Anthony	IF	.043	9	23	0	1	0	0	0	1	2	4	8	0	0	0	0
Blackwood, Jake	IF	.259	99	390	45	101	16	0	14	66	27	2	72	12	1	8	6
Erie, Brian	C	.253	27	79	7	20	1	0	0	11	6	1	19	2	1	3	2
Frias, Vladimir	SS	.246	100	358	50	88	10	2	7	40	38	3	52	16	8	11	29
Gallas, Anthony	OF	.221	91	335	59	74	11	3	16	48	45	5	89	3	1	4	0
Gillies, Tyson	OF	.252	45	163	23	41	5	4	4	16	13	2	39	1	1	1	1
Johnson, Nolan	C	.191	17	47	2	9	2	0	0	0	1	0	12	0	0	1	2
Kuzdale, Robby	OF	.239	26	88	11	21	2	0	2	8	19	1	15	4	1	1	0
Leon, Sergio	IF	.139	26	79	4	11	1	0	2	6	2	1	32	0	0	1	6
Leonida, Cole	C	.175	19	63	6	11	1	0	2	7	4	3	14	0	0	3	4
Massey, Tyler	OF	.266	100	395	56	105	23	1	7	30	45	5	59	15	5	10	3
Mojica, Jimmy	SS	.222	22	81	7	18	3	0	1	11	10	0	16	0	2	2	4
Moore, Tyler	C	.234	28	64	6	15	0	0	1	5	9	1	11	0	0	2	1
Neale, Tanner	C	.000	4	4	0	0	0	0	0	0	1	0	1	0	0	0	0
Retz, Ryan	OF	.298	14	47	2	14	2	0	2	9	3	0	15	1	0	1	7
Rodriguez, Starlin	IF	.257	76	269	39	69	10	3	7	29	17	6	52	11	2	7	3
Swingle, Steve	C	.220	34	91	10	20	6	0	2	8	8	4	29	0	2	2	4
Tenbrink, Nate	IF	.167	8	30	4	5	0	0	0	0	3	1	9	2	0	1	4
Tierney, Brandon	IF	.323	43	164	20	53	10	0	1	15	6	5	27	3	0	6	5
Torres, Christian	OF	.205	17	44	5	9	1	0	1	5	2	1	7	0	1	3	2
Wheat, Dalton	OF	.335	67	206	28	69	8	3	0	27	24	5	36	9	3	6	1
Wiley, Brett	IF	.305	95	364	46	111	23	3	5	45	32	3	74	3	0	6	9

Pitcher	G	GS	CG	IP	H	R	ER	BB	SO	W	L	SV	2B	3B	ERA
Baker, Aaron	28	0	0	30.0	40	24	20	13	21	2	4	2	9	0	6.00
Barnes, Casey	5	5	0	26.1	37	24	22	4	13	1	3	0	8	3	7.52
Cooper, Jordan	19	19	0	112.0	125	61	57	34	55	3	6	0	29	1	4.58
Daugherty, Lucas	3	2	0	7.0	10	8	8	6	3	0	1	0	0	0	10.29
DeLuca, Evan	41	0	0	52.1	55	32	22	33	46	3	3	0	8	0	3.78
Furney, Sean	10	10	0	47.0	40	27	21	32	30	3	3	0	4	0	4.02
Haynes, Mark	40	0	0	44.1	32	19	16	31	50	5	2	15	6	0	3.25
Hodges, Josh	13	12	0	78.1	80	41	35	26	66	3	4	0	13	2	4.02
Holman, David	23	11	0	78.1	105	49	38	30	35	4	5	0	19	1	4.37
Kickham, Mike	14	14	0	86.0	78	42	27	26	73	3	5	0	8	2	2.83
Kovalik, John	8	0	0	8.1	10	5	5	4	5	1	0	0	4	0	5.40
Messer, Jared	24	15	1	103.2	107	55	49	40	62	5	4	0	15	2	4.25
Shuttlesworth, J.	36	5	0	69.2	79	42	39	31	61	3	7	2	12	4	5.04
Strawn, Jeremy	6	4	0	24.1	29	21	21	7	17	0	4	0	10	2	7.77
Tols, Josh	27	3	0	60.1	50	29	28	30	60	5	4	0	5	1	4.18
Ybarra, Tyler	9	0	0	10.2	10	3	3	8	12	1	0	1	1	0	2.53
Zawacki, Brett	26	0	0	34.1	42	31	29	19	37	0	3	0	15	0	7.60

All-Time AA Home-Road Record

Year	Home Record	Pct.	Road Record	Pct.
2011	24-26	.480	24-26	.480
2012	25-25	.500	26-24	.520
2013	19-31	.380	21-29	.420
2014	29-22	.569	19-30	.388
2015	23-29	.442	26-21	.553
2016	24-26	.480	18-32	.360
All-Time	144-159	.475	134-162	.453

KANSAS CITY INDEPENDENT BASEBALL RECORDS

Batting Average

- Eddie Pearson, 2003 .369
- Ray Brown, 2004 .362
- Greg Jacobs, 2005 .348
- Rob Watson, 2008 .344
- Rob Watson, 2007 .343

Home Runs

- J. Blackwood, 2010 31
- Eddie Pearson, 2004 30
- Ryan Fox, 2009 24
- Ray Sadler, 2010 23
- Kala Kaaihue, 2011 22
- Ray Sadler, 2011 22

Losses

- Greg Bicknell, 2006 13
- Jonathan Krysa, 2005 12
- Josh Rainwater, 2012 11
- Several tied with 10

Saves

- Kris Regas, 2014 22
- F. Hernandez, 2015 20
- David Trahan, 2008 20
- D.J. Johnson, 2003 17

5. Mark Haynes, 2016 15

Games Pitched

- Brady Martinez, 2008 48
- Kris Regas, 2014 47
- Jose Jimenez, 2013 47
- Matt Schweitzer, 2007 46
- Aaron Baker, 2015 42
- James Morrison, 2006 42

Innings Pitched

- Greg Bicknell, 2005 167.1
- Jonathan Krysa, 2004 165.1
- Greg Bicknell, 2006 164.2
- Jonathan Krysa, 2006 161.1
- Brian Grening, 2012 146.1

Walks

- A. Boughner, 2008 74
- Kenny Durost, 2007 69
- Kenny Durost, 2008 67
- Jonathan Krysa, 2004 55
- T.J. Large, 2011 53

Strikeouts

- Jonathan Krysa, 2004 139
- Jonathan Krysa, 2005 130
- Jonathan Krysa, 2006 129
- Brian Grening, 2012 113
- Greg Bicknell, 2005 109

Runs Scored

- Rick Prieto, 2004 97
- Keanon Simon, 2011 86
- J. Blackwood, 2010 82
- Ray Sadler, 2010 82
- Damian Rolls, 2009 81

RBI

- Ray Sadler, 2011 100
- Eddie Pearson, 2004 94
- J. Blackwood, 2010 86
- Ray Brown, 2004 85
- Jim Fasano, 2008 84

Hits

- J. Blackwood, 2010 141
- Mario Delgado, 2007 136
- Rob Watson, 2007 132
- Keanon Simon, 2011 131
- Ray Brown, 2004 131

Stolen Bases

- Bryan Sabatella, 2014 40
- A. Eggleston, 2008 36
- Keanon Simon, 2010 31
- Kennard Jones, 2013 28
- Keanon Simon, 2011 25

Doubles

- Ray Brown, 2004 36
- Matt Padgett, 2013 33
- Mario Delgado, 2007 32
- Keanon Simon, 2011 30
- T.J. Mittelstaedt, 2014 29
- Jim Fasano, 2008 29
- Rob Watson, 2007 29

Triples

- Keanon Simon, 2011 16
- David Espinosa, 2014 10
- Rick Prieto, 2004 10
- Rick Prieto, 2003 7
- Keanon Simon, 2010 6
- Jack Jones, 2004 6

ERA

- Lucas Irvine, 2012 2.58
- Jon McDonald, 2005 2.76
- 3. Mike Kickham, 2016 2.82**
- Lucas Irvine, 2013 2.96
- Greg Bicknell, 2005 2.96

Wins

- Greg Bicknell, 2005 16
- Jonathan Krysa, 2006 13
- Greg Bicknell, 2004 13
- Andrew Cruse, 2010 11
- Cody McAllister, 2010 11

All-time AA record - 6 seasons, 278-321, .464 winning pct.

Opponent	Record	Pct.	Opponent	Record	Pct.	Opponent	Record	Pct.
Amarillo	23-17	.575	Lincoln	30-28	.517	Sioux Falls	22-14	.611
El Paso	11-6	.647	Newark	3-3	.500	Texas/G.P.	22-25	.468
Fargo	19-33	.365	New Jersey	3-4	.429	Trois-Rivieres	2-1	.667
Fort Worth	1-2	.333	Quebec	1-2	.333	Wichita	24-37	.393
Gary	28-39	.417	Rockland	6-3	.667	Winnipeg	13-21	.382
Joplin	10-10	.500	St. Paul	16-19	.457	Worcester	2-1	.667
Laredo	21-31	.404	Sioux City	22-26	.458			

LINCOLN SALTDogs

2016 Results: 52-48, T-2nd place, Central

403 Line Drive Circle, Suite A,
Lincoln, NE 68508.

Phone: (402) 474-2255. **Fax:** (402) 474-2254.

Web: Saltdogs.com.

Twitter: @Saltdogsball.

Facebook.com/Saltdogs.



FRONT OFFICE

Chairman: Jim Abel.

President/GM: Charlie Meyer.

Director, Marketing: Bret Beer.

Director, Operations: Dave Aschwege.

Director, Sales: Steve Zoucha.

Ass't Director, Stadium Ops: Dan Busch.

Manager, Ticket Sales: Colter Clarke.

Manager, Ticket Sales: Taylor Wyatt.

Office Manager: Kaydra Brodine.

Athletic Turf Manager: Josh Klute.

Assistant Athletic Turf Managers:

Jeremy Johnson, Jen Roeber.

FIELD STAFF

Manager: Bobby Brown.

Coaches: Tom Carcione, Dan Reichert.

Trainers: Corey Courtney, Ryan

Pederson, Matt Honerman.

GAME-DAY INFORMATION

Stadium: Haymarket Park.

Year Built: 2001. **Capacity:** 4,500.

Outfield Dimensions: 335-403-325.

Visiting Club Hotel: Country Inn & Suites, 1301 West Bond Circle, Lincoln, NE 68521. **Phone:** (402) 474-2080. **Web:** CountryInn.com/Lincoln_Airport.

Broadcaster: Michael Shively.

Games Broadcast: All.

Outlets: KLMS-1480 and ESPN-101.5.

FIELD MANAGER - BOBBY BROWN



Bobby Brown enters his second season as the manager of the Saltdogs after leading the club to an 18-game improvement in his first season. Previously, Brown spent three seasons managing the Amarillo Sox/Thunderheads of the American Association. Under Brown's leadership, Amarillo sold five players to MLB organization from 2013-15, with two of them, OF David Peralta and LHP John Holdzkom, reaching the major leagues.

A native of Van Nuys, Calif., Brown played eight seasons professionally, including two with the Sioux City Explorers (2004-05) and two with the Winnipeg Goldeyes (2001-02) when both teams were in the Northern League. He played collegiately at the University of Oklahoma, and was the left fielder for the Sooners' 1995 squad which reached the College World Series.

Managerial History

Year	Club	League	Affiliate	Level	Record	Finish	Playoffs
2010	Las Cruces	Continental		Ind.	32-15	T-1st (4)	
2012	Abilene	United		Ind.	34-53	5th (6)	
2013	Amarillo	Amer. Assoc.		Ind.	52-48	7th (13)	
2014	Amarillo	Amer. Assoc.		Ind.	37-62	11th (12)	
2015	Amarillo	Amer. Assoc.		Ind.	45-55	T-9th (13)	
2016	Lincoln	Amer Assoc.		Ind.	52-48	T-6th (12)	

2017 SCHEDULE

Standard home game times:

Mon-Sat 6:45, Sun 2:05.

Other home game times:

Monday, August 21: 12:00.

Wednesday, August 23: 11:00 a.m.

May

Fri 19 - Sun 21 @ Kansas City

Mon 22 - Wed 24 @ Sioux City

Thu 25 - Sun 28 Cleburne

Mon 29 - Wed 31 Texas

June

Fri 2 - Sun 4 @ Winnipeg

Tue 6 - Thu 8 Sioux Falls

Fri 9 - Sun 11 Salina

Mon 12 - Thu 15 @ Fargo

Fri 16 - Sun 18 Gary

Mon 19 - Wed 21 Winnipeg

Thu 22 - Sun 25 @ Texas

Tue 27 - Thu 29 Kansas City

Fri 30 Fargo

July

Sat 1 - Sun 2 Fargo

Mon 3 - Wed 5 @ Texas

Thu 6 - Sun 9 @ Cleburne

Tue 11 - Thu 13 Salina

Fri 14 - Mon 17 Cleburne

Tue 18 - Thu 20 @ Kansas City

Fri 21 - Sun 23 Wichita

Thu 27 - Sat 29 @ Sioux Falls

Sun 30 - Mon 31 St. Paul

August

Tue 1 St. Paul

Thu 3 - Sun 6 Kansas City

Mon 7 - Wed 9 @ Wichita

Thu 10 - Sun 13 Sioux City

Mon 14 - Wed 16 @ Cleburne

Fri 18 - Sun 20 @ Sioux City

Mon 21 - Thu 24 Gary

Fri 25 - Sun 27 Sioux City

Mon 28 - Thu 31 @ Fargo

September

Fri 1 - Mon 4 @ Gary

LINCOLN INDEPENDENT YEARLY RESULTS

Year	League	W	L	Pct.	Place	Attendance	Manager
2001	Northern	52	38	.578	T-2nd (8)	240,022	Kash Beauchamp/ Les Lancaster
2002	Northern	55	36	.604	2nd (10)	247,471	Les Lancaster
2003	Northern	41	49	.456	6th (10)	214,839	Tim Johnson
2004	Northern	49	47	.510	5th (10)	204,354	Tim Johnson
2005	Northern	52	44	.542	4th (12)	207,744	Tim Johnson
2006	Amer. Assoc.	65	31	.677	1st (10)	190,873	Tim Johnson
2007	Amer. Assoc.	57	36	.613	1st (10)	193,040	Tim Johnson
2008	Amer. Assoc.	50	45	.526	5th (10)	182,852	Tim Johnson
2009	Amer. Assoc.	49	47	.510	T-4th (10)	172,445	Marty Scott
2010	Amer. Assoc.	51	45	.531	3rd (10)	163,676	Marty Scott
2011	Amer. Assoc.	51	48	.515	6th (14)	157,647	Marty Scott
2012	Amer. Assoc.	41	59	.410	13th (13)	160,986	Chris Miyake
2013	Amer. Assoc.	49	51	.490	8th (13)	177,982	Ken Oberkfell
2014	Amer. Assoc.	54	46	.540	4th (12)	166,503	Ken Oberkfell
2015	Amer. Assoc.	34	66	.340	12th (13)	171,605	Ken Oberkfell
2016	Amer. Assoc.	52	48	.520	T-6th (12)	169,750	Bobby Brown

PLAYOFF HISTORY

Year	Round	Opponent	Result	Year	Round	Opponent	Result
2001	Quarters	Sioux Falls	W 3-1	2009	Semis	Wichita	W 3-2
	Semis	Winnipeg	L 3-1		Finals	Pensacola	W 3-2
2002	Quarters	Winnipeg	L 3-2	2010	Semis	Sioux Falls	L 3-0
2005	Semis	Fargo	L 3-1	2014	Semis	Winnipeg	W 3-2
2006	Semis	St. Paul	L 3-1		Finals	Wichita	L 3-0
2007	Semis	St. Paul	L 3-0				

2016 LINCOLN SALTDogs STATISTICS

vs. Fargo-Moorhead: 5-1
vs. Gary SouthShore: 4-8
vs. Joplin: 7-1
vs. Kansas City: 5-7

vs. Laredo: 5-2
vs. St. Paul: 5-6
vs. Sioux City: 2-6
vs. Sioux Falls: 4-2

vs. Texas: 6-4
vs. Wichita: 6-5
vs. Winnipeg: 3-6

Player	POS	AVG	G	AB	R	H	2B	3B	HR	RBI	BB	HBP	SO	SB	CS	DP	E
Alen, Luis	C	.297	95	354	41	105	11	0	9	53	43	5	23	1	1	16	9
Colon, Alexi	OF	.121	10	33	3	4	2	0	0	1	5	0	6	0	2	1	0
Contreras, John	IF	.182	7	22	2	4	0	0	1	3	1	0	6	0	0	0	0
Darby, Austin	OF	.225	55	178	27	40	11	0	2	22	13	2	42	2	1	5	2
Flores, Freddy	IF	.143	22	28	4	4	1	0	0	3	1	0	6	0	0	0	4
Gallagher, Austin	IF	.349	16	63	8	22	3	0	1	6	3	0	6	0	0	1	2
Gilmartin, Mike	IF	.175	16	57	5	10	1	0	1	4	9	2	11	0	0	0	3
Harris, Chase	OF	.191	25	89	11	17	1	0	0	4	9	3	18	3	3	2	0
Hennigan, Dan	IF	.243	20	70	12	17	2	0	0	5	14	1	9	1	1	1	1
Ibarra, Chris	IF	.371	19	70	15	26	8	0	5	13	13	1	13	0	0	1	3
Jacobs, Brandon	OF	.280	86	304	43	85	15	2	11	34	31	5	73	4	1	7	2
Jones, Keaton	IF	.000	1	2	0	0	0	0	0	0	0	0	1	0	0	0	1
Kelly, Pat	IF	.194	46	155	12	30	5	1	1	8	8	1	27	4	2	10	10
Kuzdale, Robby	OF	.263	61	240	43	63	15	1	2	17	37	2	48	9	7	3	3
Leveret, Rene	1B	.306	82	291	36	89	9	1	7	41	41	9	38	6	1	13	3
Martinez, Juan	IF	.260	14	50	5	13	2	0	1	8	5	1	15	0	0	2	2
McKenna, Pat	IF	.188	20	64	9	12	3	0	0	7	13	2	23	0	1	3	4
Moreira, Dainer	IF	.274	41	164	13	45	2	0	0	5	0	1	13	4	6	6	5
Rau, Nick	IF	.000	4	11	0	0	0	0	0	0	2	0	5	1	0	0	0
Smith, Curt	IF	.331	82	314	50	104	17	0	17	60	36	4	43	0	2	9	0
Smith, Jon	OF	.241	91	295	35	71	12	1	12	52	34	2	65	5	5	9	0
Teykl, Connor	IF	.323	9	31	7	10	4	0	0	6	5	1	9	0	0	0	1
Thurber, Charley	OF	.200	7	15	1	3	1	0	0	0	2	1	6	0	1	0	1
Urps, Tyler	IF	.249	57	189	18	47	5	1	0	11	19	10	45	2	2	1	11
Valera, Cesar	IF	.307	20	75	9	23	2	0	0	6	6	1	12	0	2	1	3
Wiggins, Ryan	C	.174	51	161	12	28	10	1	4	20	8	2	70	0	1	3	1

Pitcher	G	GS	CG	IP	H	R	ER	BB	SO	W	L	SV	2B	3B	ERA
Barnes, Casey	7	6	0	39.1	52	25	16	10	20	2	1	0	10	1	3.66
Brazis, Matt	3	0	0	3.0	5	2	2	2	1	1	0	0	2	0	6.00
Bunda, J.R.	9	0	0	11.2	9	3	3	3	8	3	1	0	2	1	2.31
Caughel, Lindsey	19	17	2	124.2	101	33	29	24	120	6	3	0	19	3	2.09
Collins, Casey	2	0	0	4.0	3	1	1	2	0	0	0	0	1	0	2.25
Cook, Clayton	10	0	0	10.0	6	1	1	2	16	1	0	0	1	0	0.90
Davis, Ryan	23	0	0	19.2	11	8	5	14	19	0	1	0	1	0	2.29
Elman, Taylor	1	0	0	3.0	4	1	1	0	0	0	0	0	1	0	3.00
Flores, Freddy	7	0	0	8.0	11	7	6	2	4	0	0	0	1	1	6.75
Johnson, Graham	3	2	0	10.2	18	11	8	5	6	0	1	0	4	0	6.75
Kiest, Tanner	2	0	0	2.0	1	0	0	2	2	0	0	0	1	0	0.00
Larkins, Matt	21	19	1	124.1	156	61	51	28	73	7	7	1	26	5	3.69
Lo, Kuo Hua	3	0	0	3.0	4	2	2	3	2	0	0	0	2	0	6.00
Martis, Shairon	24	18	1	121.1	121	48	45	31	93	9	8	0	14	3	3.34
McKenzie, Jeff	30	7	0	66.2	84	42	32	20	29	5	4	4	13	3	4.32
Nootbaar, Nigel	11	0	0	9.0	12	10	10	10	12	1	1	0	2	0	10.00
O'Sullivan, Ryan	19	19	0	117.1	126	65	58	48	76	5	5	0	19	3	4.45
Orosey, Brad	40	0	0	43.1	43	20	20	15	49	4	3	3	7	3	4.15
Parry, Bennett	4	4	0	16.2	10	6	6	11	13	1	0	0	1	0	3.24
Reed, Evan	40	0	0	41.0	34	12	9	11	44	3	4	22	2	0	1.98
Shackelford, S.	31	1	0	36.1	42	29	23	22	36	4	4	2	4	1	5.70
Shepherd, Matt	10	5	0	32.0	38	21	19	22	22	0	4	0	4	0	5.34
Westcott, Zac	8	0	0	10.1	15	5	5	7	8	0	0	0	2	0	4.36
Zeigler, Randy	7	2	0	15.0	20	11	8	8	10	0	1	0	6	1	4.80

All-Time AA Home-Road Record

Year	Home Record	Pct.	Road Record	Pct.
2006	35-13	.729	30-18	.625
2007	31-17	.646	26-19	.577
2008	27-21	.563	23-24	.489
2009	27-21	.563	22-26	.458
2010	28-20	.583	23-25	.479
2011	27-22	.551	24-26	.480
2012	24-26	.480	17-33	.340
2013	28-22	.560	21-29	.420
2014	28-23	.549	26-23	.531
2015	20-30	.400	14-36	.280
2016	25-25	.500	27-23	.540
All-Time	300-240	.555	253-282	.473

LINCOLN INDEPENDENT BASEBALL RECORDS

Batting Average

- Blake Gailen, 2011 .406
- Pichi Balet, 2006 .378
- Evan Tartaglia, 2006 .352
- Bryan Warner, 2005 .352
- Seth Pietsch, 2007 .350

Home Runs

- Ian Gac, 2014 27
- Argelis Nunez, 2010 22
- Phil Hawke, 2011 21
- Cory Harris, 2010 21
- Bryan Warner, 2005 21

Saves

- Marshall Schuler, 2014 34
- R.J. Rodriguez, 2013 27
- P.J. Zocchi, 2012 24
- Evan Reed, 2016 22**
- Chris Weidert, 2002 22
- Chris Weidert, 2001 22

Runs Scored

- Cory Harris, 2005 99
- Bryan Warner, 2005 85
- Dustin Delucchi, 2002 79
- Rafael Alvarez, 2010 78
- Phil Hawke, 2011 74
- Gavin Dickey, 2010 74

RBI

- Bryan Warner, 2005 104
- Argelis Nunez, 2010 82
- Pichi Balet, 2006 82
- Bryan Warner, 2006 79
- Pichi Balet, 2005 79

Games Pitched

- Marshall Schuler, 2014 50
- Mick Pageler, 2003 48
- Conor Spink, 2015 46
- Adam Daniels, 2009 46
- Mark Roberts, 2007 45
- Matt Varner, 2007 45

Stolen Bases

- Dustin Delucchi, 2002 41
- Josh Burrus, 2009 36
- Matt Forgatch, 2014 35
- Matt Forgatch, 2013 34
- Evan Tartaglia, 2006 32

Hits

- Bryan Warner, 2005 143
- Cory Harris, 2005 142
- Pichi Balet, 2006 136
- Bryan Warner, 2006 133
- Seth Pietsch, 2007 129

ERA

- Clay Eason, 2001 1.70
- L. Caughel, 2016 2.09**
- Lindsay Gulin, 2006 2.10
- Jeff Blitstein, 2006 2.31
- Jarrett Gardner, 2007 2.97

Doubles

- Cory Harris, 2005 40
- Josh Patton, 2005 37
- Seth Pietsch, 2007 31
- Paul Powell, 2006 30
- Rafael Alvarez, 2010 29
- Albenis Machado, 2005 29
- Bryan Warner, 2005 29

Wins

- Lindsay Gulin, 2006 13
- Jarrett Gardner, 2008 11
- Several tied with 10

Triples

- Matt Forgatch, 2015 8
- Evan Tartaglia, 2006 7
- Blake Gailen, 2011 6
- Shawn McGill, 2008 6
- Josh Patton, 2006 6

Losses

- Jesse Smith, 2015 10
- Zach Varce, 2014 9
- Mike Zipser, 2005 9
- Shairon Martis, 2016 8**
- Kevin McGovern, 2015 8
- Stephen Bougher, 2013 8
- Justin Edwards, 2012 8
- Thomas Palica, 2012 8

Walks

- Jim Paduch, 2010 63
- A. Maestri, 2011 60
- Jim Paduch, 2009 58
- Moises Melendez, 2013 55
- Kevin McGovern, 2015 53

Strikeouts

- Clay Eason, 2001 131
- L. Caughel, 2016 120**
- Jim Paduch, 2010 118
- Brian Rodaway, 2005 113
- Ryan Sheldon, 2012 108

All-time AA record - 11 seasons, 553-522, .514 winning pct.

Opponent	Record	Pct.	Opponent	Record	Pct.	Opponent	Record	Pct.
Amarillo	14-12	.539	Laredo	14-14	.500	Shreveport	16-12	.571
Coastal Bend	2-2	.500	Newark	2-1	.667	Sioux City	76-78	.494
El Paso	36-14	.720	New Jersey	4-2	.667	Sioux Falls	77-66	.539
Fargo	17-30	.362	Pensacola	14-8	.636	Texas/G.P.	23-27	.460
Fort Worth	17-11	.607	Quebec	1-3	.250	Trois-Rivieres	3-3	.500
Gary	29-31	.483	Rockland	5-7	.417	Wichita	46-51	.474
Joplin	10-11	.476	St. Joe	21-16	.568	Winnipeg	19-34	.359
Kansas City	28-30	.483	St. Paul	79-59	.573			

ST. PAUL SAINTS

2016 Results: 61-39, 1st place, North

360 Broadway Street, St. Paul, MN 55101.

Phone: (651) 644-3517. Fax: (651) 644-1627.

Web: SaintsBaseball.com.

Twitter: @StPaulSaints.

Facebook.com/StPaulSaints.



FRONT OFFICE

Chairman: Marv Goldklang.

President: Mike Veeck.

President/Owner: Jeff Goldklang.

Executive V.P./GM: Derek Sharrer.

Executive Vice President: Tom Whaley.

President/Assistant GM: Chris Schwab.

VP/Dir., Media Relations: Sean Aronson.

Dir., Corporate Sales: Tyson Jeffers.

Dir., Promotions/Marketing: Sierra Bailey.

Ticket Office Manager: Darion Fletcher.

Corp. Sales Mgr.: Zane Heinselman.

Ticket Sales Manager: Cameron Koopman.

Account Executive: Mark Jeffrey.

Marketing Services Mgr.: Kelly Hagenson.

Director, Digital Media: Jordan Lynn.

Events Manager: Anna Gutknect.

Business Manager: Krista Schnelle.

Director, Operations: Curtis Nachtsheim.

Office Manager: Gina Kray.

Food/Beverage Mgr.: Justin Grandstaff.

FIELD STAFF

Manager: George Tsamis.

Pitching Coach: Kerry Ligtenberg.

Coach: Ole Sheldon.

Trainer: Jason Ellenbecker.

GAME-DAY INFORMATION

Stadium: CHS Field.

Year Built: 2015. **Capacity:** 7,140.

Outfield Dimensions: 330-396-320.

Visiting Club Hotel: Intercontinental St. Paul Riverfront, 11 Kellogg Blvd., St. Paul, MN 55101. **Phone:** (651) 605-6953. **Fax:** (651) 605-6966.

Broadcaster: Sean Aronson.

Games Broadcast: All.

Outlet: Club 1220 AM.

FIELD MANAGER - GEORGE TSAMIS



George Tsamis begins his 15th year as manager of the Saints and 19th overall. He has a career managerial record of 935-776 (.547 winning percentage) and has won three championships, and guided the Saints to the second-best record in league history in 2015.

Tsamis, 49, was drafted in the 15th round by the Minnesota Twins in 1989. He pitched in 41 games for the Twins in 1993, compiling a record of 1-2 with one save.

Managerial History

Year	Club	League	Affiliate	Level	Record	Finish	Playoffs
1999	Waterbury	Northern	--	Ind.	36-50	8th (8)	
2000	Waterbury	Northern	--	Ind.	40-46	6th (8)	Lost Quarters
2001	New Jersey	Northern	--	Ind.	45-45	3rd (6)	Lg. Champions
2002	New Jersey	Northern	--	Ind.	62-27	1st (8)	Lg. Champions
2003	St. Paul	Northern	--	Ind.	52-38	3rd (10)	Lost Semis
2004	St. Paul	Northern	--	Ind.	61-34	1st (10)	Lg. Champions
2005	St. Paul	Northern	--	Ind.	55-40	2nd (12)	Lost Semis
2006	St. Paul	Amer. Assoc.	--	Ind.	54-42	4th (10)	Lost Finals
2007	St. Paul	Amer. Assoc.	--	Ind.	57-39	2nd (10)	Lost Finals
2008	St. Paul	Amer. Assoc.	--	Ind.	42-54	9th (10)	
2009	St. Paul	Amer. Assoc.	--	Ind.	49-47	T-4th (10)	
2010	St. Paul	Amer. Assoc.	--	Ind.	45-51	7th (10)	
2011	St. Paul	Amer. Assoc.	--	Ind.	56-44	3rd (14)	Lost Finals
2012	St. Paul	Amer. Assoc.	--	Ind.	52-48	6th (13)	
2013	St. Paul	Amer. Assoc.	--	Ind.	47-53	9th (13)	
2014	St. Paul	Amer. Assoc.	--	Ind.	48-52	T-6th (12)	
2015	St. Paul	Amer. Assoc.	--	Ind.	73-27	2nd (13)	Lost Semis
2016	St. Paul	Amer. Assoc.	--	Ind.	61-39	T-1st (12)	Lost Semis

2017 SCHEDULE

Standard home game times:

Monday-Saturday 7:05, Sunday 5:05.

Other home game times:

Wednesday, June 14: 1:05.

Wednesday, July 12: 1:05.

May

Thu 18 - Sun 21

Mon 22 - Wed 24

Fri 26 - Sun 28

Mon 29 - Wed 31

Gary

@ Sioux Falls

Kansas City

@ Cleburne

June

Thu 1

Fri 2 - Sun 4

Mon 5 - Wed 7

Thu 8 - Sat 10

Mon 12 - Wed 14

Fri 16 - Sun 18

Mon 19 - Wed 21

Thu 22 - Sun 25

Tue 27 - Thu 29

Fri 30

@ Cleburne

@ Salina*

@ Texas

@ Kansas City

Sioux City

@ Winnipeg

@ Sioux Falls

Winnipeg

Sioux City

Gary

July

Sat 1 - Sun 2

Mon 3 - Wed 5

Thu 6 - Sat 8

Mon 10 - Thu 13

Fri 14 - Sun 16

Mon 17 - Wed 19

Fri 21 - Sun 23

Wed 26 - Thu 27

Fri 28 - Sat 29

Sun 30 - Mon 31

Gary

@ Sioux City

@ Fargo

Sioux Falls

Fargo

@ Winnipeg

Salina

Sioux City

@ Sioux City

@ Lincoln

August

Tue 1

Thu 3 - Sun 6

Mon 7 - Wed 9

Thu 10 - Sun 13

Mon 14 - Thu 17

Fri 18 - Sun 20

Mon 21 - Thu 24

Fri 25 - Sun 27

Tue 29 - Thu 31

@ Lincoln

Fargo

@ Gary

Sioux Falls

@ Winnipeg

Cleburne

Wichita

@ Fargo

Winnipeg

September

Fri 1 - Mon 4

@ Kansas City

* - Neutral-site series at Cleburne, Texas.

ST. PAUL INDEPENDENT YEARLY RESULTS

Year	League	W	L	Pct.	Place	Attendance	Manager
1993	Northern	42	29	.592	1st (6)	167,596	Tim Blackwell
1994	Northern	43	36	.544	3rd (6)	241,069	Tim Blackwell
1995	Northern	53	31	.631	1st (6)	258,297	Marty Scott
1996	Northern	45	40	.518	3rd (8)	267,099	Marty Scott
1997	Northern	45	39	.536	4th (8)	240,514	Marty Scott
1998	Northern	40	46	.465	T-4th (8)	272,210	Marty Scott
1999	Northern	38	47	.447	5th (8)	265,818	Marty Scott
2000	Northern	43	43	.500	T-4th (8)	266,206	Marty Scott
2001	Northern	37	53	.411	T-6th (8)	282,613	Doug Sisson
2002	Northern	39	50	.438	7th (10)	294,363	Jim Johnson
2003	Northern	52	38	.578	3rd (10)	266,804	George Tsamis
2004	Northern	61	34	.642	1st (10)	280,375	George Tsamis
2005	Northern	55	40	.579	2nd (12)	283,866	George Tsamis
2006	American Association	54	42	.563	4th (10)	288,171	George Tsamis
2007	American Association	57	39	.594	2nd (10)	297,834	George Tsamis
2008	American Association	42	54	.438	9th (10)	286,796	George Tsamis
2009	American Association	49	47	.510	T-4th (10)	267,398	George Tsamis
2010	American Association	45	51	.469	7th (10)	237,994	George Tsamis
2011	American Association	56	44	.560	3rd (14)	240,206	George Tsamis
2012	American Association	52	48	.520	6th (13)	240,616	George Tsamis
2013	American Association	47	53	.470	9th (13)	239,399	George Tsamis
2014	American Association	48	52	.480	T-6th (12)	248,106	George Tsamis
2015	American Association	73	27	.730	2nd (13)	404,528	George Tsamis
2016	American Association	61	39	.610	T-1st (12)	413,482	George Tsamis

PLAYOFF HISTORY

Year	Round	Opponent	Result	Year	Round	Opponent	Result
1993	Finals	Rochester	W 3-1	2005	Semis	Gary	L 3-2
1995	Finals	Winnipeg	W 3-1	2006	Semis	Lincoln	W 3-1
1996	Semis	Madison	W 2-0		Finals	Fort Worth	L 3-2
	Finals	Fargo	W 3-0	2007	Semis	Lincoln	W 3-0
1997	Semis	Duluth-Superior	L 3-2		Finals	Fort Worth	L 3-2
1998	Semis	Thunder Bay	W 3-2	2011	Semis	Winnipeg	W 3-2
	Finals	Fargo	L 3-0		Finals	Grand Prairie	L 3-2
2000	Quarters	Duluth-Superior	L 3-1	2015	Semis	Sioux City	L 3-1
2003	Semis	Winnipeg	L 3-2	2016	Semis	Winnipeg	L 3-2
2004	Semis	Fargo	W 3-1				
	Finals	Schaumburg	W 3-2				

2016 ST. PAUL SAINTS STATISTICS

vs. Fargo: 7-6

vs. Gary: 6-1

vs. Joplin: 6-1

vs. Kansas City: 3-4

vs. Laredo: 3-3

vs. Lincoln: 6-5

vs. Sioux City: 6-3

vs. Sioux Falls: 14-3

vs. Texas: 1-2

vs. Wichita: 1-2

vs. Winnipeg: 8-9

Player	POS	AVG	G	AB	R	H	2B	3B	HR	RBI	BB	HBP	SO	SB	CS	DP	E
Adams, Trever	IF	.253	27	95	17	24	3	2	8	19	13	3	31	0	1	3	4
Almadova, B.	OF	.256	87	336	57	86	9	2	4	40	38	2	67	29	8	3	2
Argo, Willie	OF	.294	68	228	54	67	16	5	8	41	43	3	55	14	2	2	0
Bergin, David	IF	.279	11	43	8	12	1	0	4	13	4	1	11	0	0	1	3
Burzynski, Brady	OF	.271	44	144	27	39	6	0	0	12	24	0	22	7	2	1	2
Caldwell, Tony	C	.256	67	219	37	56	15	3	12	47	35	7	69	0	0	4	3
Cavan, Ryan	IF	.231	13	39	7	9	2	0	0	4	10	1	6	0	0	1	2
Christensen, C.	OF	.194	20	72	11	14	3	0	2	9	3	1	20	3	1	0	0
DiFazio, Vinny	C	.222	15	54	5	12	4	1	0	2	8	0	11	0	0	2	0
Garrett, Maxx	C	.193	19	57	9	11	1	0	2	9	9	0	21	0	0	0	0
Gilmartin, Mike	IF	.326	13	46	12	15	3	0	3	10	8	1	9	0	0	1	2
Gretz, Aaron	C	.277	59	191	21	53	8	0	3	25	15	1	22	0	0	8	4
Hanson, Nate	IF	.304	84	322	63	98	22	0	12	63	33	8	28	0	0	10	7
Harris, Alonzo	OF	.307	93	391	67	120	16	5	15	58	27	4	73	43	9	5	10
Johnson, Dan	P	.277	18	65	12	18	0	0	6	15	9	1	8	0	0	2	0
Kristoffersen, Jon	IF	.250	2	4	2	1	0	0	0	1	1	0	0	0	0	1	1
Maus, Sam	IF	.193	41	109	8	21	6	1	0	16	15	2	40	0	0	2	7
Myles, Bryson	OF	.216	13	37	5	8	3	0	1	6	6	2	9	2	2	1	0
Songco, Angelo	1B	.285	75	270	53	77	11	2	13	45	46	12	51	4	1	5	6
Thomas, Tony	IF	.296	98	375	63	111	25	3	13	65	39	6	87	7	3	4	12
Vavra, Tanner	IF	.270	75	270	33	73	12	2	0	21	17	9	47	9	2	3	10

Pitcher	G	GS	CG	IP	H	R	ER	BB	SO	W	L	SV	2B	3B	ERA
Coe, Robert	21	20	0	119.0	115	60	56	68	75	11	3	0	27	2	4.24
Crawford, Alec	10	6	0	36.1	49	40	39	17	21	2	3	0	9	0	9.66
Escat, Gene	15	0	0	16.0	14	13	8	24	14	0	0	0	1	1	4.50
Hamburger, Mark	21	20	7	158.2	165	68	58	22	100	12	6	0	21	1	3.29
Johnson, Dan	7	7	0	40.0	34	20	20	20	27	4	3	0	5	0	4.50
Knaus, Kody	12	6	0	45.2	53	25	23	20	19	2	2	0	14	0	4.53
Peacock, Chris	7	0	0	9.2	12	12	12	10	9	1	0	0	1	0	11.17
Rodebaugh, Ryan	38	0	0	39.0	29	13	8	8	52	3	2	23	2	1	1.85
Scarpetta, Cody	5	5	0	23.0	20	14	11	17	19	1	0	0	4	0	4.30
Shields, Jeff	4	3	0	22.1	28	23	14	9	12	2	2	0	6	0	5.64
Sneed, Kramer	3	3	0	17.2	17	9	6	9	18	0	1	0	2	0	3.06
Straka, John	17	16	0	94.1	107	52	47	22	77	10	3	0	15	2	4.48
Strong, Mike	7	0	0	12.1	16	11	8	8	5	1	1	0	2	0	5.84
Thielbar, Caleb	42	0	0	64.0	50	18	17	15	56	5	2	4	6	0	2.39
Veglahn, Eric	10	9	1	53.1	50	31	26	18	32	3	4	0	11	0	4.39
Waite, Benji	27	1	0	46.0	41	18	18	20	42	2	2	0	8	0	3.52
Westcott, Zac	6	0	0	9.2	12	11	11	8	5	0	0	0	1	0	10.24
Wheeler, Cody	24	0	0	34.0	29	13	11	24	36	0	3	0	4	0	2.91
Williams, Corey	10	4	0	26.2	27	20	16	19	20	2	2	0	5	0	5.40

All-Time AA Home-Road Record

Year	Home Record	Pct.	Road Record	Pct.
2006	33-15	.688	21-27	.438
2007	27-21	.563	30-18	.625
2008	23-24	.489	19-30	.388
2009	29-19	.604	20-28	.417
2010	27-21	.563	18-30	.375
2011	30-20	.600	26-24	.520
2012	28-22	.560	24-26	.480
2013	27-23	.540	20-30	.400
2014	27-22	.551	21-30	.412
2015	38-12	.760	36-14	.720
2016	34-16	.680	27-23	.540
All-Time	325-215	.602	262-280	.483

ST. PAUL INDEPENDENT BASEBALL RECORDS

Batting Average

1. Adam Olow, 2004	.376
2. Dan Peltier, 1995	.366
3. Vinny DiFazio, 2015	.361
4. Adam Olow, 2006	.360
C. Ehrnsberger, 2005	.360

RBI

1. Vince DiFazio, 2015	82
Angelo Songco, 2015	82
3. David Kennedy, 1997	80
4. Ole Sheldon, 2010	79
Marcel Longmire, 2007	79

Saves

1. C. Chavez, 2004	29
2. Bruce Walton, 1995	28
3. Ryan Rodebaugh, 2015	25
Matt Hammons, 2005	25
5. R. Rodebaugh, 2016	23
Jose Prado, 1998	23

Runs Scored

1. Willie Argo, 2015	78
2. Justin Hall, 2004	77
3. Adam Frost, 2011	76
Adam Olow, 2004	76
5. Alonzo Harris, 2015	75
Doug O'Neill, 1995	75

Stolen Bases

1. Alonzo Harris, 2016	43
2. Alonzo Harris, 2015	39
3. Adam Frost, 2013	38
4. Noah Hall, 2011	37
5. Scooter Jordan, 2007	36

ERA

1. Jim Manfred, 1993	2.06
2. D. Crenshaw, 2015	2.43
3. Jack Morris, 1996	2.61
4. Jake Whitney, 2001	2.75
5. John Thoden, 1993	2.76

Hits

1. Adam Olow, 2004	128
2. Angelo Songco, 2015	125
Adam Frost, 2011	125
4. Alonzo Harris, 2016	120
M. Longmire, 2007	120
Tonayne Brown, 2004	120

Wins

1. Kramer Sneed, 2015	15
2. Dustin Crenshaw, 2015	14
3. Jeff Shields, 2015	13
4. M. Hamburger, 2016	12
Robert Coe, 2015	12
Robert Coe, 2012	12
Charlie Ruud, 2008	12
Kevin Foster, 2003	12
Jim Manfred, 1996	12

Doubles

1. Jason Cooper, 2010	38
2. C. Ehrnsberger, 2005	30
Scott Bryant, 1997	30
4. Brent Krause, 2010	29
Adam Olow, 2004	29
Dan Peltier, 1995	29

Triples

1. Joe Biernat, 1995	8
2. Adam Frost, 2011	7
A. Schmiesing, 2009	7
Ramon Valera, 2000	7
5. Angelo Songco, 2015	6

Home Runs

1. Kevin Roberson, 2002	27
2. Ole Sheldon, 2010	22
3. Ole Sheldon, 2012	20
4. Several tied with	19

Losses

1. Matt Long, 2011	10
2. Nick Barnes, 2014	9
Justin Lord, 2008	9
Graham Mazur, 2000	9
Dan Smith, 1998	9
John Dettmer, 1997	9

All-time AA record - 11 seasons, 584-496, .541 winning pct.

Opponent	Record	Pct.	Opponent	Record	Pct.	Opponent	Record	Pct.
Amarillo	7-6	.539	Laredo	11-4	.733	St. Joe	23-13	.639
Coastal Bend	3-3	.500	Lincoln	59-79	.428	Shreveport	13-10	.565
El Paso	15-7	.682	Newark	2-1	.667	Sioux City	95-70	.576
Fargo	46-29	.613	New Jersey	8-9	.470	Sioux Falls	97-73	.571
Fort Worth	10-14	.417	Ottawa	3-1	.750	Texas/G.P.	24-6	.800
Gary	35-35	.500	Pensacola	13-8	.619	Trois-Rivieres	2-1	.667
Kansas City	19-16	.543	Quebec	6-7	.462	Wichita	36-47	.438
Joplin	11-2	.846	Rockland	6-7	.462	Winnipeg	41-49	.456

SIoux CITY EXPLORERS

2016 Results: 54-46, 1st place, South

3400 Line Drive, Sioux City, IA 51106.

Phone: (712) 277-9467. Fax: (712) 277-9406.

Web: XsBaseball.com.

Twitter: @SiouxCityXs.

Facebook.com/SiouxCityExplorers93.



FRONT OFFICE

Chairman: John Roost.

President: Matt Adamski.

VP/General Manager: Shane Tritz.

Director, Ticketing: Connor Ryan.

Dir., Stadium Ops.: Brent Recker.

Mgr., Marketing: Tyler Hinker.

FIELD STAFF

Manager: Steve Montgomery.

Pitching Coach: Bobby Post.

Coach: Matt Passerelle.

Clubhouse Manager: Lance Sponberg.

GAME-DAY INFORMATION

Stadium: Lewis & Clark Park.

Year Built: 1993. **Capacity:** 3,800.

Outfield Dimensions: 330-400-330.

Broadcaster: Dave Nitz.

Games Broadcast: All.

Outlets: KSCJ-1360 AM/KSCJ.com.

Visiting Club Hotel: Marina Inn, 385 East 4th Street, South Sioux City, NE 68776.

Phone: (402) 494-4000. **Fax:** (402) 494-2550. **Web:** Marina-Inn.com.

FIELD MANAGER - STEVE MONTGOMERY



Steve Montgomery returns to Sioux City after guiding the club to 129 regular-season victories over the past two seasons and back-to-back playoff appearances for the first time in franchise history.

Montgomery spent nine seasons in professional baseball, playing in the Orioles, Royals, Dodgers and Red Sox organizations, reaching as high as Triple-A in 1997. He also played independent baseball in the Frontier and Northern Leagues; Montgomery finished his playing career with Fargo-Moorhead from 2001-2003, where he is the team's all-time save leader (47).

Montgomery began his coaching career in 2004 with the Red-Hawks, and from 2005-2009, he also served as the pitching coach

for North Dakota State University. In his 10 seasons as the pitching coach, the Redhaws have compiled a 590-383 record, resulting in a .606 winning percentage during his tenure.

Managerial History

Year	Club	League	Affiliate	Level	Record	Finish	Playoffs
2014	Sioux City	Amer. Assoc.	--	Ind.	47-53	8th (12)	
2015	Sioux City	Amer. Assoc.	--	Ind.	75-25	1st (13)	Lost Finals
2016	Sioux City	Amer. Assoc.	--	Ind.	54-46	5th (12)	Lost Semis

2017 SCHEDULE

Standard home game times:

Monday-Saturday 7:05, Sunday 6:05.

Other home game times:

Tuesday, May 23: 11:00 a.m.

Monday, September 4: 2:05.

May

Thu 18 - Fri 19

Sat 21 - Sun 22

Mon 22 - Wed 24

Fri 26 - Sun 28

Mon 29 - Wed 31

Sioux Falls

@ Sioux Falls

Lincoln

Sioux Falls

@ Fargo

June

Thu 1

Fri 2 - Sun 4

Tue 6 - Thu 8

Fri 9 - Sun 11

Mon 12 - Wed 14

Fri 16 - Sun 18

Mon 19 - Wed 21

Thu 22 - Sun 25

Tue 27 - Thu 29

Fri 30

@ Fargo

Gary

Winnipeg

@ Gary

@ St. Paul

Texas

@ Gary

@ Kansas City

@ St. Paul

Kansas City

July

Sat 1 - Sun 2

Mon 3 - Wed 5

Thu 6 - Sun 9

Tue 11 - Thu 13

Fri 14 - Sun 16

Tue 18 - Thu 20

Fri 21 - Sun 23

Wed 26 - Thu 27

Fri 28 - Sat 29

Sun 30

Mon 31

Kansas City

St. Paul

@ Kansas City

@ Winnipeg

Texas

Salina

@ Gary

@ St. Paul

St. Paul

@ Sioux Falls

Winnipeg

August

Tue 1 - Wed 2

Thu 3 - Sun 6

Mon 7 - Wed 9

Thu 10 - Sun 13

Tue 15 - Thu 17

Fri 18 - Sun 20

Tue 22 - Thu 24

Fri 25 - Sun 27

Mon 28 - Thu 31

Winnipeg

Wichita

@ Cleburne

@ Lincoln

Fargo

Lincoln

@ Winnipeg

@ Lincoln

Kansas City

September

Fri 1 - Sat 2

Sun 3 - Mon 4

@ Sioux Falls

Sioux Falls

INDEPENDENT YEARLY RESULTS

Year	League	W	L	Pct.	Place	Attendance	Manager
1993	Northern	34	38	.472	T-4th (6)	112,971	Ed Nottle
1994	Northern	52	28	.650	1st (6)	140,224	Ed Nottle
1995	Northern	46	39	.541	3rd (6)	149,770	Ed Nottle
1996	Northern	26	58	.310	8th (8)	147,062	Ed Nottle
1997	Northern	50	34	.595	2nd (8)	134,580	Ed Nottle
1998	Northern	40	46	.465	T-4th (8)	120,114	Ed Nottle
1999	Northern	51	34	.600	1st (8)	118,333	Ed Nottle
2000	Northern	44	41	.517	3rd (8)	105,888	Ed Nottle
2001	Northern	42	48	.467	5th (8)	112,115	Benny Castillo
2002	Northern	46	42	.523	5th (10)	109,355	Benny Castillo
2003	Northern	33	57	.367	10th (10)	91,005	Jay Kirkpatrick
2004	Northern	39	57	.406	8th (10)	120,681	Jay Kirkpatrick
2005	Northern	44	52	.458	9th (12)	113,590	Billy Williams/ Steve Shirley
2006	Amer. Assoc.	43	53	.448	7th (10)	88,408	Ed Nottle
2007	Amer. Assoc.	40	56	.417	7th (10)	92,786	Ed Nottle
2008	Amer. Assoc.	52	44	.541	4th (10)	87,616	Les Lancaster
2009	Amer. Assoc.	40	56	.417	T-9th (10)	70,978	Les Lancaster
2010	Amer. Assoc.	49	47	.510	6th (10)	56,428	Les Lancaster
2011	Amer. Assoc.	51	49	.510	7th (14)	64,000	Stan Cliburn
2012	Amer. Assoc.	45	55	.450	T-11th (13)	55,627	Stan Cliburn
2013	Amer. Assoc.	38	62	.380	13th (13)	52,052	Stan Cliburn
2014	Amer. Assoc.	47	53	.470	8th (12)	50,746	Steve Montgomery
2015	Amer. Assoc.	75	25	.750	1st (13)	77,429	Steve Montgomery
2016	Amer. Assoc.	54	46	.540	5th (12)	68,278	Steve Montgomery

PLAYOFF HISTORY

Year	Round	Opponent	Result	Year	Round	Opponent	Result
1994	Finals	Winnipeg	L 3-1	2008	Semis	Sioux Falls	L 3-0
1999	Quarters	Winnipeg	L 3-0	2015	Semis	St. Paul	W 3-1
2002	Quarters	Joliet	W 3-2		Finals	Laredo	L 3-1
	Semis	Winnipeg	L 3-1	2016	Semis	Wichita	L 3-1

2016 SIoux CITY EXPLORERS STATISTICS

vs. Fargo-Moorhead: 6-9
vs. Gary SouthShore: 5-5
vs. Joplin: 5-1
vs. Kansas City: 6-4

vs. Laredo: 2-0
vs. Lincoln: 6-2
vs. St. Paul: 3-6
vs. Sioux Falls: 6-9

vs. Texas: 7-3
vs. Wichita: 1-2
vs. Winnipeg: 7-5

Player	POS	AVG	G	AB	R	H	2B	3B	HR	RBI	BB	HBP	SO	SB	CS	DP	E
Abreu, Michael	IF	.176	10	17	5	3	0	1	0	2	3	1	4	2	0	0	1
Colwell, Tim	OF	.301	98	392	59	118	19	8	3	55	31	3	64	28	12	4	3
Cunningham, Jarek	IF	.261	59	234	31	61	16	0	4	33	25	4	0	5	4	5	5
Henriquez, Ralph	C	.267	96	345	44	92	16	0	6	46	47	0	63	7	2	12	3
Johns, Bryan	SS	.215	30	93	13	20	2	1	2	13	9	1	22	2	1	3	0
Johnson, Matty	OF	.265	49	196	29	52	8	2	1	21	22	2	24	9	6	8	1
Koch, Matt	C	.205	38	132	17	27	3	0	3	23	17	9	43	1	1	3	6
Lang, Michael	OF	.284	89	363	83	103	22	5	5	41	45	9	90	30	4	5	4
Mark, Taylor	C	.000	1	3	0	0	0	0	0	0	0	0	0	0	0	0	0
Mendonca, Tommy	3B	.254	97	347	55	88	18	1	8	61	56	9	88	3	2	12	11
Patron, Ino	1B	.264	46	144	19	38	13	1	2	19	11	2	30	3	0	2	3
Perio, Noah	IF	.338	35	145	27	49	10	1	3	36	10	0	10	1	2	5	4
Robinson, Derrick	OF	.313	84	348	63	109	19	2	2	36	42	4	59	31	10	6	1
Samson, Nate	IF	.350	100	391	68	137	30	2	6	68	54	4	24	31	4	5	17
Slattery, Brendan	C	.292	54	154	31	45	9	1	2	19	17	1	26	0	0	5	1
Washington, LeVon	OF	.336	39	149	23	50	8	0	0	30	20	1	33	7	1	7	2

Pitcher	G	GS	CG	IP	H	R	ER	BB	SO	W	L	SV	2B	3B	ERA
Bayless, Trevor	12	0	0	15.1	16	17	15	12	18	0	2	0	3	0	8.80
Blackwell, Shawn	5	0	0	8.2	11	7	7	4	1	0	0	1	1	1	7.27
Cody, Eddie	1	1	0	4.1	6	4	4	1	0	0	0	0	0	0	8.31
Escanio, Bryan	14	14	0	78.2	87	49	49	30	56	5	3	0	22	4	5.61
Forsythe, Cody	21	21	2	125.1	105	65	61	54	102	11	5	0	19	3	4.38
Francescon, P.J.	23	1	0	41.0	46	25	22	16	36	5	7	2	7	2	4.83
Freeman, Hasten	2	1	0	6.2	8	5	5	5	5	1	0	0	4	0	6.75
Hamilton, Grant	4	0	0	7.0	16	13	10	7	4	0	0	0	3	0	12.86
Johnson, Graham	13	13	1	73.1	74	43	36	32	39	5	3	0	12	0	4.42
Johnson, Hobbs	9	2	0	17.2	17	11	11	18	18	1	2	0	3	0	5.60
Kuebler, Jake	35	6	0	75.1	55	21	18	29	49	3	2	0	10	0	2.15
LeVert, Matt	8	0	0	11.2	16	14	14	12	8	0	0	0	3	2	10.80
Lomascolo, Nick	11	0	0	9.2	6	5	4	8	11	0	1	0	2	0	3.72
Maxwell, Bubba	8	4	0	27.0	31	16	15	8	21	1	1	0	3	1	5.00
Overton, Connor	30	0	0	36.2	21	10	8	12	45	5	1	11	5	0	1.96
Pereslucha, Michael	6	0	0	9.2	14	7	7	8	8	0	0	0	2	0	6.52
Rheault, Dylan	33	1	0	45.1	53	23	20	28	24	1	1	1	10	0	3.97
Risse, Jordan	24	5	0	61.0	63	42	36	36	45	2	1	1	9	2	5.31
Roibal, Reinier	3	2	0	8.2	9	3	3	1	9	1	0	0	3	0	3.12
Scott, Tayler	17	0	0	28.2	23	7	6	6	32	1	0	0	7	0	1.88
Spongberg, Lance	1	0	0	1.1	0	0	0	2	1	0	0	0	0	0	0.00
Stennis, Brandon	2	0	0	2.0	3	1	1	0	0	0	0	0	0	0	4.50
Walsh, James	10	7	0	38.1	43	27	26	12	32	2	2	0	6	0	6.10
Wordekemper, Eric	4	4	0	19.1	26	18	16	10	8	1	2	0	11	2	7.45
Wort, Rob	35	0	0	53.0	30	15	14	24	70	6	4	6	6	0	2.38
Zimmerman, Ryan	19	18	0	87.0	92	67	62	63	62	3	9	0	20	1	6.41

All-Time AA Home-Road Record

Year	Home Record	Pct.	Road Record	Pct.
2006	27-21	.563	16-32	.333
2007	19-29	.396	21-27	.438
2008	29-21	.580	23-23	.500
2009	19-29	.396	21-27	.438
2010	27-20	.575	22-27	.449
2011	31-19	.620	19-30	.388
2012	24-26	.480	21-29	.420
2013	21-29	.420	21-29	.420
2014	21-29	.420	26-24	.520
2015	37-13	.740	38-12	.760
2016	32-18	.640	22-28	.440
All-Time	283-254	.527	250-288	.465

SIoux CITY INDEPENDENT BASEBALL RECORDS

Batting Average

- Jose Peguero, 1996 .366
- Lance Robbins, 1994 .356
- Nate Samson, 2016 .350**
Josh Patton, 1999 .350
- Ray Serrano, 2010 .349

Runs Scored

- Michael Lang, 2016 83**
- Matty Johnson, 2015 80
- Jorge Moreno, 2006 77
- Jorge Moreno, 2007 76
- Michael Lang, 2015 75
Desi Wilson, 2004 75

Hits

- Nate Samson, 2016 137**
- Noah Perio, 2015 129
- Ryan Court, 2015 122
Jose Peguero, 1996 122
- Desi Wilson, 2004 121

Doubles

- Ray Serrano, 2010 34
- Marty Neff, 1998 33
- Ray Serrano, 2012 32
- Nate Samson, 2016 30**
Chris Grossman, 2006 30

Triples

- Michael Lang, 2015 10
Jose Peguero, 1996 10
- Tim Colwell, 2016 8**
- Nolan Lane, 1997 7
Lance Robbins, 1994 7

Home Runs

- Kevin Garner, 1997 27
- Scott Pinoni, 1997 20
- Jose Moreno, 2006 19
Jay Kirkpatrick, 2000 19
- Ryan Gripp, 2005 18

RBI

- Scott Pinoni, 1997 92
- Peter Barrows, 2014 76
- Jay Kirkpatrick, 2000 75
- Noah Perio, 2015 74
Marty Neff, 1998 74
Nolan Lane, 1997 74

Stolen Bases

- Michael Lang, 2015 45
- Matty Johnson, 2015 42
- D. Schermerhorn, 2009 36
Nolan Lane, 1997 36
- Nolan Lane, 1995 34

ERA

- R. Zimmerman, 2015 1.79
- David Glick, 2002 1.89
"Oil Can" Boyd, 1994 1.89
- P. Johnson, 2015 2.08
- David Trahan, 2011 2.67

Wins

- Patrick Johnson, 2015 15
- R. Zimmerman, 2015 14
- A. Francisco, 2008 12
- Cody Forsythe, 2016 11**
John Straka, 2015 11
Rob Wort, 2015 11
Aaron Jersild, 1997 11
David Harris, 1995 11

Losses

- Andy Noga, 2013 12
- Dusty Bergman, 2008 12
- Chris Gogolewski, 1996 11
Reese Murdaugh, 1996 11
- Jason Jarvis, 2013 10
Wes Faust, 2003 10

Saves

- Brett Reid, 2008 24
- Jose Flores, 2015 22
- Sean Kramer, 2005 20
- Derek Fahs, 1999 19
- Barry Goldman, 1994 18

Games Pitched

- Eddie Delacruz, 2010 53
- Jimmer Kennedy, 2014 48
- Jimmer Kennedy, 2013 43
- Rob Wort, 2015 41
- Geoff Broussard, 2014 41
Derek Fahs, 1999 41
Richard Grife, 1997 41

Innings Pitched

- N. Schumacher, 2011 148.2
- Jason Jarvis, 2012 145.2
- Billy Keppinger, 2006 142.0
- C. Swiatkiewicz, 2003 141.1
- J. Romero, 2001 140.2

Walks

- Trevor Fox, 2009 82
- Patrick Johnson, 2014 65
- R. Zimmerman, 2016 63**
- Nick Singleton, 2009 59
- Chad Povich, 2010 57
Jeff Letourneau, 1994 57

Strikeouts

- P. Johnson, 2015 132
- N. Schumacher, 2011 123
- John Straka, 2015 110
- Matt Connolly, 1994 107
- P. Johnson, 2014 106

All-time AA record - 11 seasons, 534-546, .494 winning pct.

Opponent	Record	Pct.	Opponent	Record	Pct.	Opponent	Record	Pct.
Amarillo	8-6	.571	Laredo	5-7	.417	St. Paul	70-95	.424
Coastal Bend	3-3	.500	Lincoln	78-76	.493	Shreveport	12-9	.571
El Paso	15-17	.469	New Jersey	1-2	.333	Sioux Falls	97-92	.513
Fargo	27-35	.436	Pensacola	3-10	.231	Texas/G.P.	32-15	.681
Fort Worth	13-13	.500	Quebec	1-2	.333	Trois-Rivieres	2-1	.667
Gary	45-35	.563	Rockland	5-2	.714	Wichita	36-58	.383
Joplin	6-3	.667	St. Joe	19-14	.576	Winnipeg	32-30	.516
Kansas City	26-22	.542						

SIoux FALLS CANARIES

2016 Results: 40-60, 4th place, North

1000 N. West Avenue, Sioux Falls, SD 57104.

Phone: (605) 333-0179. Fax: (605) 333-0139.

Web: SFCanaries.com.

Twitter: @Canaries.

Facebook.com/SFCanaries.



FRONT OFFICE

CEO/Managing Partner: Tom Garrity.

Director, Game Ops: Casey Byrd.

General Manager: Duell Higbe.

Merchandise: Tonya Zimmer.

Director, Sales: Brian Olthoff.

FIELD STAFF

Manager: Mike Meyer.

Coach: Eddie Gerald.

Pitching Coach: Ben Moore.

Trainer: Derek West.

GAME-DAY INFORMATION

Stadium: Sioux Falls Stadium.

Broadcaster: J.J. Hartigan.

Year Built: 1964. Capacity: 4,462.

Games Broadcast: All.

Outfield Dimensions: 313-410-312.

Webcast: KWSN-1230 AM, kwsn.com.

Visiting Club Hotel: Sheraton Sioux Falls, 1211 N. West Avenue, Sioux Falls, SD 57104. Phone: (605) 988-9895. Fax: (605) 339-7852.

FIELD MANAGER - MIKE MEYER



The Sioux Falls Canaries hired Mike Meyer as the organization's field manager in November 2016.

Meyer is no stranger to Sioux Falls, serving as the club's pitching coach from 2007-2014, helping the Birds hoist the American Association championship trophy in 2008, and being part of a North Division title-winning squad in 2010. Most recently, Meyer served as hitting coach in 2015 and 2016 for the Laredo Lemurs, who put together a combined 115-85 record and a 2015 American Association championship in 2015.

Prior to his professional coaching career, Meyer played collegiately at the University of Arizona before being selected in the 23rd round of the 2000 draft by the St. Louis Cardinals. Meyer reached High-A before joining the independent ranks, hurling 374.2 innings for the St. Paul Saints from 2004-2006.

Managerial History

Year	Club	League	Affiliate	Level	Record	Finish	Playoffs
------	------	--------	-----------	-------	--------	--------	----------

First season

2017 SCHEDULE

Standard home game times:

Mon-Fri 7:05, Sat 6:05, Sun 4:05.

Other home game times:

Sunday, June 11: 12:05.

Wednesday, June 21: 12:05.

Sunday, August 6: 12:05.

Wednesday, August 9: 12:05.

Sunday, August 20: 12:05.

May

Thu 18 - Fri 19 @ Sioux City

Sat 20 - Sun 21 **Sioux City**

Mon 22 - Wed 24 **St. Paul**

Fri 26 - Sun 28 @ Sioux City

Mon 29 - Wed 31 @ Winnipeg

June

Thu 1 @ Winnipeg

Fri 2 - Sun 4 **Kansas City**

Tue 6 - Thu 8 @ Lincoln

Fri 9 - Sun 11 **Cleburne**

Mon 12 - Thu 15 **Gary**

Fri 16 - Sun 18 @ Cleburne

Mon 19 - Wed 21 **St. Paul**

Fri 23 - Sun 25 **Salina**

Mon 26 - Thu 29 @ Fargo

Fri 30 @ Winnipeg

July

Sat 1 - Sun 2 @ Winnipeg

Mon 3 - Wed 5 @ Kansas City

Fri 7 - Sun 9 **Wichita**

Mon 10 - Thu 13 @ St. Paul

Fri 14 - Sun 16 @ Wichita

Tue 18 - Thu 20 Fargo

Fri 21 - Sun 23 @ Texas

Thu 27 - Sat 29 Lincoln

Sun 30 Sioux City

Mon 31 @ Fargo

August

Tue 1 - Wed 2 @ Fargo

Thu 3 - Sun 6 Texas

Mon 7 - Wed 9 Winnipeg

Thu 10 - Sun 13 @ St. Paul

Tue 15 - Thu 17 @ Gary

Fri 18 - Sun 20 Salina

Tue 22 - Thu 24 Fargo

Fri 25 - Sun 27 @ Winnipeg

Mon 28 - Thu 31 Gary

September

Fri 1 - Sat 2 Sioux City

Sun 3 - Mon 4 @ Sioux City

SIoux FALLS INDEPENDENT YEARLY RESULTS

Year	League	W	L	Pct.	Place	Attendance	Manager
1993	Northern	34	38	.472	T-4th (6)	86,167	Frank Verdi
1994	Northern	47	33	.588	2nd (6)	99,754	Frank Verdi/ Harry Stavrenos
1995	Northern	38	46	.452	T-4th (6)	102,328	Dick Dietz
1996	Northern	44	40	.524	4th (8)	100,958	John Zizzo
1997	Northern	31	53	.369	8th (8)	104,546	Tommy Thompson/ Ken Medlock
1998	Northern	35	51	.407	T-6th (8)	117,015	Mike Burton
1999	Northern	37	48	.435	7th (8)	118,765	Mike Burton
2000	Northern	34	52	.395	8th (8)	144,788	Doc Edwards
2001	Northern	55	31	.611	1st (8)	123,821	Doc Edwards
2002	Northern	41	49	.456	6th (10)	125,077	Doc Edwards
2003	Northern	37	51	.420	8th (10)	117,937	Doc Edwards
2004	Northern	33	63	.344	9th (10)	109,192	Doc Edwards
2005	Northern	35	60	.378	12th (12)	118,611	Mike Pinto
2006	Amer. Assoc.	34	62	.354	10th (10)	120,536	Mike Pinto
2007	Amer. Assoc.	53	43	.552	5th (10)	144,025	Steve Shirley
2008	Amer. Assoc.	60	36	.625	T-1st (10)	150,837	Steve Shirley
2009	Amer. Assoc.	40	56	.417	T-9th (10)	132,529	Steve Shirley
2010	Amer. Assoc.	63	33	.656	1st (10)	86,518	Steve Shirley
2011	Amer. Assoc.	42	57	.425	13th (14)	76,549	Steve Shirley
2012	Amer. Assoc.	45	55	.450	T-11th (13)	130,541	Steve Shirley
2013	Amer. Assoc.	42	58	.420	11th (13)	161,131	Steve Shirley
2014	Amer. Assoc.	33	67	.330	12th (12)	139,784	Steve Shirley
2015	Amer. Assoc.	39	60	.394	11th (13)	132,280	Chris Paterson
2016	Amer. Assoc.	40	60	.400	10th (12)	125,591	Chris Paterson/ Shelby Ford

PLAYOFF HISTORY

Year	Round	Opponent	Result	Year	Round	Opponent	Result
2001	Quarters	Lincoln	L 3-1	2010	Semis	Lincoln	W 3-0
2008	Semis	Sioux City	W 3-0		Finals	Shreveport	L 3-0
	Finals	Grand Prairie	W 3-1				

2016 SIOUX FALLS CANARIES STATISTICS

vs. Fargo-Moorhead: 6-6
vs. Gary SouthShore: 5-5
vs. Joplin: 1-2
vs. Kansas City: 4-3

vs. Laredo: 1-4
vs. Lincoln: 2-4
vs. St. Paul: 3-14
vs. Sioux City: 9-6

vs. Texas: 3-4
vs. Wichita: 0-4
vs. Winnipeg: 6-8

Player	POS	AVG	G	AB	R	H	2B	3B	HR	RBI	BB	HBP	SO	SB	CS	DP	E
Bergin, David	1B	.262	79	282	34	74	17	1	15	58	48	9	75	2	1	9	10
Chapman, Ethan	OF	.249	100	381	48	95	13	5	6	33	28	4	68	20	6	7	4
Coyle Jr., Bobby	1B	.000	2	6	0	0	0	0	0	1	1	0	1	0	0	0	0
Falsetti, Michael	C	.088	38	114	14	10	4	0	0	7	18	5	40	1	2	2	4
Fiala, Patrick	IF	.320	15	50	6	16	2	0	3	13	2	1	13	0	0	0	3
Garfield, Cameron	C	.158	11	38	4	6	3	0	0	9	4	1	11	1	1	0	0
Grayson, Chris	OF	.229	21	83	8	19	3	0	2	9	8	2	14	5	2	1	1
Guillen, Ozney	IF	.241	67	241	25	58	11	0	2	21	19	2	32	6	5	8	15
Guinn, B.J.	SS	.297	32	111	15	33	6	0	3	16	8	0	21	0	0	3	6
Johnson, Nolan	C	.222	27	81	8	18	1	0	0	4	9	0	23	0	2	1	2
Lashley, Ryan	3B	.219	27	96	5	21	3	0	2	15	3	0	14	0	0	4	7
Linares, J.C.	RF	.314	45	172	18	54	10	0	4	32	12	4	29	2	0	2	0
Martinez, Frank	IF	.215	22	79	13	17	4	0	4	15	6	1	8	0	0	4	1
Monger, Cameron	OF	.240	83	275	44	66	11	1	10	34	45	5	98	17	9	3	6
Owen, Aaron	OF	.206	66	180	26	37	2	2	3	15	17	9	62	9	5	5	4
Pair, Michael	C	.238	37	105	12	25	1	1	6	16	16	0	22	1	0	4	3
Pena, Jerome	IF	.212	17	66	11	14	7	0	0	3	9	1	15	0	0	2	6
Perez, Darwin	IF	.292	61	226	39	66	14	3	3	22	27	0	35	12	5	3	10
Schmit, Blake	IF	.319	96	370	61	118	15	5	5	29	32	7	54	20	9	11	11
Silva, Rubi	OF	.256	11	39	5	10	1	0	0	4	3	0	6	0	1	1	1
Taylor, Jake	IF	.270	65	244	43	66	6	1	12	38	33	4	67	6	2	7	5
Walker, Glenn	IF	.000	2	2	0	0	0	0	0	0	0	0	0	1	0	0	0
Zeutenhorst, Taylor	C	.261	20	69	11	18	2	0	2	9	6	2	23	2	0	0	2

Pitcher	G	GS	CG	IP	H	R	ER	BB	SO	W	L	SV	2B	3B	ERA
Badura, Dylan	2	0	0	4.1	6	5	3	2	1	1	0	0	1	0	6.23
Banks, Demetrius	2	0	0	2.1	3	4	4	2	3	0	0	0	1	0	15.43
Bircher, Joe	19	19	1	123.2	119	44	35	34	108	6	6	0	22	2	2.55
Blackwell, Shawn	26	13	1	90.1	124	78	71	31	63	6	8	0	13	3	7.07
Boer, Madison	41	3	0	52.1	68	47	41	29	42	4	7	7	15	0	7.05
Bougher, Stephen	19	19	1	112.0	140	78	74	43	69	2	10	0	22	4	5.95
Bywater, Matt	4	4	0	17.2	14	15	15	21	17	0	2	0	5	0	7.64
Fairchild, Lance	8	0	0	10.0	11	9	9	6	8	0	0	0	1	3	8.10
Ferrell, Josh	43	0	0	60.2	56	28	28	23	66	3	1	0	8	0	4.15
Hanson, Ray	10	10	0	57.1	77	47	44	24	37	1	7	0	13	5	6.91
Johnson, Chase	5	0	0	5.0	3	2	2	4	5	0	0	3	1	0	3.60
Jones, James	27	0	0	30.0	25	23	16	15	26	0	2	0	6	0	4.80
Kennedy, Jimmer	17	0	0	16.2	20	11	11	12	9	1	0	1	3	0	5.94
Ortega, Jose	11	0	0	10.1	4	2	1	4	11	0	0	5	1	1	0.87
Piard, Noah	2	0	0	2.1	5	3	3	0	3	0	0	0	3	0	11.57
Regas, Kris	28	14	2	101.2	128	60	46	41	87	5	7	0	32	3	4.07
Siverio, Misael	10	10	0	57.1	77	46	40	19	53	3	6	0	11	2	6.28
Street, Shane	8	0	0	5.2	14	13	13	9	2	0	1	0	5	3	20.65
Thompson, Dylan	22	8	1	68.0	76	32	25	16	49	5	2	0	13	2	3.31
Waltrip, Billy	34	0	0	39.0	24	20	16	29	51	3	1	3	2	1	3.69

All-Time AA Home-Road Record

Year	Home Record	Pct.	Road Record	Pct.
2006	19-29	.396	15-33	.313
2007	27-21	.563	26-22	.542
2008	36-12	.750	24-24	.500
2009	22-26	.458	18-30	.375
2010	39-9	.813	24-24	.500
2011	23-27	.460	19-30	.388
2012	28-22	.560	17-33	.340
2013	21-29	.420	21-29	.420
2014	21-28	.429	12-39	.235
2015	16-34	.320	23-26	.469
2016	23-27	.460	17-33	.340
All-Time	275-264	.510	216-323	.401

SIOUX FALLS INDEPENDENT BASEBALL RECORDS

Batting Average

1. Beau Torbert, 2010 .394
2. Will Smith, 2007 .367
3. C. Peterson, 2001 .364
4. Chris Powell, 1994 .357
5. Frank Valdez, 1995 .356

Home Runs

1. Tim Pahuta, 2013 29
2. Brandon Sing, 2010 27
- J. Swinton, 2001 27
4. Brandon Sing, 2011 24
- Beau Torbert, 2010 24

Saves

1. Kris Regas, 2008 30
2. Aaron Cotter, 2005 25
3. Jerrod Fuell, 2007 23
4. Alan DeRatt, 2013 22
5. M. Montgomery, 2005 18

Runs Scored

1. R. Abercrombie, 2010 89
2. G. Richardson, 2008 88
3. Brandon Sing, 2010 87
4. Joe Anthonson, 2010 81
5. Beau Torbert, 2010 79

RBI

1. Beau Torbert, 2010 100
2. R. Abercrombie, 2010 90
3. Cesar Nicolas, 2012 82
4. Tim Pahuta, 2013 79
5. Brandon Sing, 2010 73

Games Pitched

1. George Sherrill, 2001 48
2. Kyle Mertins, 2012 43
- 3. Josh Ferrell, 2016 43**
- Dan Cooper, 2012 43
- John Wesley, 2005 43

Hits

1. Beau Torbert, 2010 155
2. N. Van Stratten, 2013 143
3. C. Peterson, 2001 136
4. Felix Pagan, 2001 127
5. Brian Humphries, 2015 126

Stolen Bases

1. Ralph Santana, 2006 40
2. Mike Dumas, 1996 36
3. Mike Dumas, 1997 35
4. R. Abercrombie, 2010 34
5. R. Abercrombie, 2011 33

Innings Pitched

1. Ben Moore, 2013 155.1
- Kyle Ruwe, 2013 155.1
3. Ben Moore, 2011 145.0
4. Kyle Ruwe, 2014 143.0
5. Rich Hyde, 2000 140.1

Doubles

1. Beau Torbert, 2010 38
2. Chad Hermansen, 2006 35
3. Jose Viera, 2002 34
4. Felix Pagan, 2001 33
5. Brandon Sing, 2010 32
- Abner Arroyo, 2006 32

ERA

1. Rob Andrakin, 1994 1.12
2. Jamie Ybarra, 1994 2.31
- 3. Joe Bircher, 2016 2.54**
4. Rich Hyde, 1996 2.72
5. Rich Hyde, 1999 2.73

Walks

1. Ryan Shaver, 2010 64
2. Matt Wickswat, 2014 60
3. Adam Champion, 2013 58
4. Chris Salberg, 2011 57
5. Chris Salberg, 2010 55

Wins

1. Ben Moore, 2011 13
- Ryan Ford, 2008 13
3. Ryan Rodriguez, 2010 12
- Pat Mahomes, 2007 12
- Scott Martin, 2001 12

Strikeouts

1. Ben Moore, 2011 144
2. Ben Moore, 2013 131
3. Ben Moore, 2010 126
4. Pat Mahomes, 2007 109
- Jamie Ybarra, 1994 109

Losses

1. Jeremy Strawn, 2015 13
2. Adam Champion, 2013 11
- 3. S. Bougher, 2016 10**
- Peter Gehle, 2012 10
- Brandon Rapoza, 2011 10
- Ryan Ford, 2009 10
- Micah Posey, 2007 10

All-time AA record - 11 seasons, 491-587, .456 winning pct.

Opponent	Record	Pct.	Opponent	Record	Pct.	Opponent	Record	Pct.
Amarillo	7-13	.350	Kansas City	14-22	.389	St. Paul	73-97	.429
Coastal Bend	0-6	.000	Laredo	5-15	.250	Shreveport	9-5	.643
El Paso	20-9	.689	Lincoln	66-77	.461	Sioux City	92-97	.487
Fargo	30-43	.411	New Jersey	1-2	.333	Texas/G.P.	15-19	.441
Fort Worth	10-11	.476	Pensacola	9-6	.600	Trois-Rivieres	1-2	.333
Gary	30-33	.476	Quebec	5-2	.714	Wichita	41-47	.466
Joplin	3-3	.500	St. Joe	26-18	.591	Winnipeg	34-59	.366

TEXAS AIRHOGS

2016 Results: 34-65, 4th place, South

Mailing Address: 1600 Lone Star Parkway, Grand Prairie, TX 75050.

Phone: (972) 504-9383.

Fax: (972) 237-9154.

Web: AirHogsBaseball.com.

Twitter: @TXAirHogs. **Facebook.com/GPAirHogs.**



FRONT OFFICE

President/GM: J.T. Onyett.

Public Relations: Lauren Mannion.

Stadium Ops Manager: Matt Guinn.

Box Office Mgr.: George Howington.

Account Executive: Nate Gutierrez.

Digital Marketing: Molly Onyett.

FIELD STAFF

Manager: Billy Martin Jr.

Pitching Coach: Butch Henry.

Hitting Coach: Pete Incaviglia.

GAME-DAY INFORMATION

Stadium: AirHogs Stadium.

Year Built: 2008. **Capacity:** 4,500.

Outfield Dimensions: 355-429-355.

Visiting Club Hotel: Hyatt Place, 1542 N. Hwy. 360, Grand Prairie, TX 75050.

Telephone: (972) 988-6800. **Fax:** (972) 988-6822.

Broadcaster: Joey Zanaboni.

Games Broadcast: All.

Webcast: AirHogsBaseball.com.

FIELD MANAGER - BILLY MARTIN JR.



Billy Martin Jr. enters his first season as a professional manager for the AirHogs in 2017. After playing collegiately at Texas Tech University, Martin spent over twenty seasons as an agent before transitioning to the dugout.

He is the son of former major leaguer and five-time World Series Champion Billy Martin.

Managerial History

Year	Club	League	Affiliate	Level	Record	Finish	Playoffs
First season							

2017 SCHEDULE

Standard home game times:

Monday-Saturday 7:05, Sunday 6:05.

Other home game times:

Monday, May 22: 11:05 a.m.

Tuesday, May 23: 11:05 a.m.

Wednesday, May 24: 11:05 a.m.

Saturday, July 1: 11:05 a.m.

Tuesday, August 15: 3:05.

Wednesday, August 16: 3:05.

Monday, August 28: 3:05.

Tuesday, August 29: 3:05.

Wednesday, August 30: 3:05.

Thursday, August 31: 3:05.

Monday, September 4: 2:05.

July

Sat 1 - Sun 2

Mon 3 - Wed 5

Fri 7 - Sun 9

Mon 10 - Wed 12

Fri 14 - Sun 16

Tue 18 - Thu 20

Fri 21 - Sun 23

Wed 26 - Sat 29

Sun 30 - Mon 31

Salina

Lincoln

Salina

@ Cleburne

@ Sioux City

Wichita

Sioux Falls

@ Kansas City

Gary

August

Tue 1

Thu 3 - Sun 6

Mon 7 - Wed 9

Thu 10 - Sun 13

Mon 14 - Wed 16

Fri 18 - Sun 20

Mon 21 - Thu 24

Fri 25 - Sun 27

Mon 28 - Thu 31

Gary

@ Sioux Falls

Salina

Cleburne

Salina

@ Wichita

Salina

@ Wichita

Salina

May

Thu 18 - Sun 21

Mon 22 - Wed 24

Fri 26 - Sun 28

Mon 29 - Wed 31

Fargo

Wichita

@ Gary

@ Lincoln

June

Thu 1 - Sat 3

Mon 5 - Wed 7

Thu 8 - Sat 10

Mon 12 - Thu 15

Fri 16 - Sun 18

Mon 19 - Wed 21

Thu 22 - Sun 25

Mon 26 - Thu 29

Fri 30

@ Cleburne

St. Paul

Wichita

@ Winnipeg

@ Sioux City

Cleburne

Lincoln

@ Wichita

Salina

September

Fri 1 - Mon 4

Cleburne

TEXAS/GRAND PRAIRIE INDEPENDENT YEARLY RESULTS

Year	League	W	L	Pct.	Place	Attendance	Manager
2008	Amer. Assoc.	56	40	.583	3rd (10)	143,627	Pete Incaviglia
2009	Amer. Assoc.	48	48	.500	T-6th (10)	141,132	Pete Incaviglia
2010	Amer. Assoc.	43	52	.453	8th (10)	124,539	Pete Incaviglia
2011	Amer. Assoc.	64	36	.640	1st (14)	117,861	Ricky VanAsselberg
2012	Amer. Assoc.	53	47	.530	5th (13)	108,236	Ricky VanAsselberg
2013	Amer. Assoc.	54	46	.540	5th (13)	111,195	Ricky VanAsselberg
2014	Amer. Assoc.	40	60	.400	10th (12)	60,747	Ricky VanAsselberg/ Eric Champion
2015	Amer. Assoc.	29	71	.290	13th (13)	52,072	Eric Champion
2016	Amer. Assoc.	34	65	.343	12th (12)	44,282	James Frisbie

PLAYOFF HISTORY

Year	Round	Opponent	Result	Year	Round	Opponent	Result
2008	Semis	Fort Worth	W 3-1	2013	Semis	Wichita	L 3-0
	Finals	Sioux Falls	L 3-1				
2011	Semis	Wichita	W 3-1				
	Finals	St. Paul	W 3-2				

2016 TEXAS AIRHOGS STATISTICS

vs. Fargo-Moorhead: 2-1
 vs. Gary: 2-5
 vs. Joplin: 7-9
 vs. Kansas City: 4-3

vs. Laredo: 1-18
 vs. Lincoln: 4-6
 vs. St. Paul: 2-1
 vs. Sioux City: 3-7

vs. Sioux Falls: 4-3
 vs. Wichita: 4-10
 vs. Winnipeg: 1-2

Player	POS	AVG	G	AB	R	H	2B	3B	HR	RBI	BB	HBP	SO	SB	CS	DP	E
Akins, Nick	RF	.215	55	195	23	42	10	0	6	14	13	0	65	1	1	2	0
Alexander, K.J.	C	.206	8	34	4	7	2	0	0	3	0	0	8	0	0	1	2
Bistagne, Brian	IF	.285	98	355	47	101	7	2	8	36	27	7	53	24	1	10	8
Byrd, Leon	IF	.284	54	190	26	54	10	0	3	14	22	0	49	2	1	4	8
DuPont, Will	IF	.167	23	66	11	11	2	1	2	8	6	3	22	0	1	0	1
Gallagher, Austin	IF	.233	53	202	22	47	5	1	3	28	16	0	24	3	2	7	9
Hur, Michael	OF	.266	90	364	48	97	14	1	4	35	35	1	71	5	4	8	3
Lenahan, Cody	IF	.264	90	329	45	87	27	2	12	49	14	6	90	4	2	11	7
Miller, Michael	C	.224	66	232	22	52	5	0	6	28	17	3	43	1	0	7	9
Morales, Cory	IF	.236	44	140	13	33	6	0	2	12	10	4	23	1	3	6	6
Peoples-Walls, K.	OF	.349	26	86	13	30	3	3	1	9	3	1	21	1	1	0	2
Reynolds, Burt	OF	.261	68	261	51	68	10	1	23	44	31	6	75	11	2	7	6
Rodriguez, Devon	1B	.302	97	381	38	115	21	1	6	49	22	4	53	1	2	11	5
Sanchez, Juan	IF	.253	98	395	44	100	22	4	11	51	21	8	71	6	6	12	20
Valadez, Michael	C	.191	36	115	4	22	4	0	1	10	3	3	25	0	0	7	5

Pitcher	G	GS	CG	IP	H	R	ER	BB	SO	W	L	SV	2B	3B	ERA
Atwood, Ryan	2	0	0	1.2	3	3	3	3	0	0	0	0	1	0	16.20
Bartley, Paxton	4	0	0	5.2	11	10	6	6	1	0	0	0	2	1	9.53
Betts, Palmer	6	6	0	35.0	35	26	23	17	28	3	2	0	7	0	5.91
Boutte, Cody	1	0	0	0.2	3	3	3	1	1	0	0	0	1	0	40.50
Callahan, Derek	7	5	0	30.1	30	17	15	12	20	0	5	0	5	2	4.45
Carnes, Ethan	5	5	0	31.1	30	15	12	10	18	2	0	0	5	0	3.45
Culp, Cody	23	0	0	24.2	39	21	18	1	13	0	1	0	11	3	6.57
Harris, Tyler	24	5	0	48.2	59	32	27	22	39	2	2	0	12	3	4.99
Hebner, Cody	18	18	0	97.1	111	72	63	50	80	5	8	0	15	6	5.83
Ibarra, Diego	6	6	0	37.0	49	19	16	8	22	0	4	0	11	2	3.89
Ihrig, Tyler	34	0	0	45.2	60	27	21	15	44	2	3	0	15	2	4.14
Karraker, Jack	14	0	0	14.0	14	5	3	2	11	1	1	0	2	1	1.93
Madrid, Roman	13	0	0	14.1	12	7	1	11	16	1	0	0	1	1	0.63
Martin, Sam	16	10	0	59.2	79	52	51	26	35	3	6	0	11	2	7.69
Masek, Trey	20	0	0	22.0	18	7	5	15	16	1	0	1	6	0	2.05
Misell, Carlos	36	8	0	77.1	97	56	50	24	56	2	8	6	20	1	5.82
Oaks, Alan	40	0	0	38.0	42	18	17	14	43	2	4	8	11	1	4.03
Pope, Mark	3	0	0	3.0	1	0	0	0	3	0	0	0	0	0	0.00
Russell, Griffin	21	18	0	103.0	126	78	65	49	82	4	9	0	24	2	5.68
Russo, David	35	6	0	69.1	72	35	33	25	52	3	7	0	13	3	4.28
Shepherd, Matt	14	12	1	76.0	77	54	46	36	63	3	5	0	20	2	5.45
Suniga, Richard	15	0	0	16.2	13	7	7	14	13	0	0	0	1	0	3.78

All-Time AA Home-Road Record

Year	Home Record	Pct.	Road Record	Pct.
2008	31-17	.646	25-23	.521
2009	23-25	.479	25-23	.521
2010	23-25	.479	20-27	.426
2011	33-17	.660	31-19	.620
2012	34-16	.680	19-31	.380
2013	31-18	.633	23-28	.451
2014	16-34	.320	24-26	.480
2015	15-35	.300	14-36	.280
2016	19-31	.380	15-34	.306
All-Time	225-218	.508	196-247	.442

TEXAS/GRAND PRAIRIE INDEPENDENT BASEBALL RECORDS

Batting Average

- Greg Porter, 2010 .379
- Bryan Myrow, 2012 .364
- Alex Nunez, 2014 .354
- Cesar Nicolas, 2011 .353
- David Espinosa, 2010 .351

Home Runs

- Burt Reynolds, 2016 23**
- Greg Porter, 2010 20
- Andres Rodriguez, 2013 15
- Trent Lockwood, 2012 15
- Andres Rodriguez, 2012 15

Losses

- Ben Whitmore, 2015 12
- T.J. Bozeman, 2015 11
- Blake Oliver, 2015 11
- Griffin Russell, 2016 9**
- Ryan Searle, 2014 9

Runs Scored

- David Espinosa, 2010 86
- David Espinosa, 2011 85
- Cesar Nicolas, 2009 83
- Greg Porter, 2010 79
- Keanon Simon, 2012 76
- Aaron Garza, 2009 76

RBI

- Cesar Nicolas, 2009 103
- Greg Porter, 2010 87
- Andres Rodriguez, 2012 81
- Cesar Nicolas, 2011 73
- Jason Botts, 2014 68
- John Alonso, 2011 68

Saves

- Jon Hunton, 2011 25
- Patrick Mincey, 2013 24
- Dakota Watts, 2014 21
- James Morrison, 2009 20
- James Morrison, 2008 19

Hits

- Greg Porter, 2010 144
- David Espinosa, 2010 127
- David Espinosa, 2011 125
- Keanon Simon, 2012 124
- Jason Botts, 2014 121

Stolen Bases

- Aaron Garza, 2009 38
- Danny Figueroa, 2011 31
- David Thomas, 2011 29
- Keanon Simon, 2012 26
- Brandon Carter, 2009 25

Games Pitched

- Ronnie Morales, 2012 55
- Patrick Mincey, 2013 50
- Jon Hunton, 2011 49
- James Morrison, 2009 49
- V.DeChristofaro, 2008 47

Doubles

- Cesar Nicolas, 2009 30
- Cesar Nicolas, 2011 29
- Greg Porter, 2010 28
- Cody Lenahan, 2016 27**
- Andres Rodriguez, 2013 26
- David Thomas, 2011 26

ERA

- Scot Drucker, 2008 2.41
- Kieran Mattison, 2008 2.42
- Aaron Wilkerson, 2014 3.34
- John Brownell, 2012 3.64
- Nat Harris, 2008 3.65

Innings Pitched

- John Brownell, 2012 148.0
- Ben Whitmore, 2015 142.2
- Nick DeBarr, 2012 141.0
- John Brownell, 2011 139.0
- Josh Strawn, 2013 138.2

Triples

- Keanon Simon, 2012 11
- David Espinosa, 2011 11
- David Thomas, 2011 9
- Mike Conroy, 2009 7
- David Espinosa, 2010 6

Wins

- Josh Rainwater, 2011 14
- Nick DeBarr, 2012 12
- John Brownell, 2011 11
- Derek Blacksher, 2013 10
- Jason Jennings, 2011 10

Walks

- T.J. Bozeman, 2016 66**
- Ryne Tacker, 2010 58
- Cody Crowell, 2009 57
- Matt Green, 2009 52
- John Brownell, 2011 51

Strikeouts

- John Brownell, 2011 112
- Matt Green, 2009 100
- John Brownell, 2012 99
- Jared Mortensen, 2013 94
- Ryne Tacker, 2010 94

All-time record - 9 seasons, 421-465, .475 winning pct.

Opponent	Record	Pct.	Opponent	Record	Pct.	Opponent	Record	Pct.
Amarillo	49-43	.532	Lincoln	27-23	.540	Shreveport	40-30	.571
El Paso	65-51	.560	Pensacola	34-32	.515	Sioux City	15-32	.319
Fargo	6-7	.462	Newark	5-1	.833	Sioux Falls	18-16	.529
Fort Worth	42-29	.592	New Jersey	2-1	.667	Trois-Rivieres	3-3	.500
Gary	5-9	.357	Quebec	1-2	.333	Wichita	28-52	.350
Kansas City	25-22	.532	Rockland	3-1	.750	Winnipeg	2-11	.154
Laredo	34-56	.378	St. Paul	6-24	.200	Worcester	2-1	.667

WICHITA WINGNUTS

2016 Results: 61-39, 1st place, South

300 South Sycamore, Wichita, KS 67213.

Phone: (316) 264-6887. Fax: (316) 264-2129.

Web: WichitaWingnuts.com.

Twitter: @WingnutsICT.

Facebook.com/WichitaWingnuts.



FRONT OFFICE

Owners: Steve Ruud, Nate Robertson, Gary Austerman.

President/GM: Josh Robertson.

AGM/Corporate Sales: Brian Turner.

Director, Stadium Ops.: Jeff Kline.

Marketing Manager: Cierra Christian.

Corporate Sales/Promo: Gehrig Hall.

Corporate Sales Exec.: Kaylah Hall.

Group/Season Tickets: Tyler Harrison.

Manager, Merchandise: Ashley Binder.

Food and Beverage: Greg Read.

Finance/Office Mgr.: Aaron McMullin.

FIELD STAFF

Manager: Pete Rose Jr.

Coaches: Paul Sanagorski, Jim Foltz.

GAME-DAY INFORMATION

Stadium: Lawrence-Dumont Stadium.

Year Built: 1934. **Capacity:** 6,111.

Outfield Dimensions: 330-400-330.

Visiting Club Hotel: Comfort Suites Airport, 7515 W. Taft St., Wichita, KS 67209.

Phone: (316) 773-1700.

Broadcaster: Rob Low.

Games Broadcast: All.

Outlets: KGSO 1410-AM.

FIELD MANAGER - PETE ROSE JR.



Rose returns for his second season with the Wingnuts after leading the team to a share of the league's best record and a berth in the league championship series in 2016.

In 2010, Rose made his coaching debut as the hitting instructor for Florence of the Frontier League. Prior to that, he spent parts of 10 of his 21 seasons as a professional player in independent baseball, including time with the Lincoln Saltdogs (2004) and Winnipeg Goldeyes (2002) when both clubs were in the Northern League.

Originally a 12th-round choice in the 1988 draft by the Baltimore Orioles, Rose also played in the Cleveland, Cincinnati, Pittsburgh, Philadelphia and Chicago White Sox organizations, and reached the big leagues with the Reds in 1997.

Managerial History

Year	Club	League	Affiliate	Level	Record	Finish	Playoffs
2011	Bristol	Appalachian	CWS	Rookie	24-44	T-9th/10	
2012	Bristol	Appalachian	CWS	Rookie	19-46	10th/10	
2013	Great Falls	Pioneer	CWS	Rookie	48-28	1st/10	Lost Semis
2014	Kannapolis	South Atlantic	CWS	Low-A	62-75	8th/14	
2016	Wichita	Amer. Assoc.	--	Ind.	61-39	T-1st/12	Lost Finals

2017 SCHEDULE

Standard home game times:

Mon-Sat 7:05, Sun 1:05.

Other home game times:

Wednesday, June 14: 11:05 a.m.

Tuesday, July 4: 6:05.

July

Sat 1 - Sun 2 @ Cleburne

Mon 3 - Wed 5 **Winnipeg**

Fri 7 - Sun 9 @ Sioux Falls

Tue 11 - Thu 13 **Gary**

Fri 14 - Sun 16 **Sioux Falls**

Tue 18 - Thu 20 @ Texas

Fri 21 - Sun 23 @ Lincoln

Wed 26 - Sat 29 @ Cleburne

Sun 30 - Mon 31 @ Salina

May

Thu 18 - Sun 21 **Salina**

Mon 22 - Wed 24 @ Texas

Thu 25 - Sat 27 **Winnipeg**

Mon 29 - Wed 31 **Salina**

August

Tue 1 @ Salina

Thu 3 - Sun 6 @ Sioux City

Mon 7 - Wed 9 **Lincoln**

Fri 11 - Sun 13 @ Winnipeg

Mon 14 - Thu 17 **Kansas City**

Fri 18 - Sun 20 **Texas**

Mon 21 - Thu 24 @ St. Paul

Fri 25 - Sun 27 **Texas**

Tue 29 - Thu 31 **Cleburne**

June

Thu 1 **Salina**

Fri 2 - Sun 4 @ Fargo

Mon 5 - Wed 7 @ Kansas City

Thu 8 - Sat 10 @ Texas

Mon 12 - Thu 15 **Kansas City**

Fri 16 - Sun 18 **Fargo**

Mon 19 - Wed 21* @ Salina

Fri 23 - Sun 25 **Cleburne**

Mon 26 - Thu 29 **Texas**

Fri 30 @ Cleburne

* - Doubleheader.

September

Fri 1 - Mon 4 **Salina**

WICHITA INDEPENDENT YEARLY RESULTS

Year	League	W	L	Pct.	Place	Attendance	Manager
2008	Amer. Assoc.	45	50	.474	6th (10)	146,408	Kash Beauchamp
2009	Amer. Assoc.	58	38	.604	1st (10)	161,170	Kevin Hooper
2010	Amer. Assoc.	50	46	.521	4th (10)	134,773	Kevin Hooper
2011	Amer. Assoc.	55	45	.550	4th (14)	159,239	Kevin Hooper
2012	Amer. Assoc.	59	41	.590	2nd (13)	152,727	Kevin Hooper
2013	Amer. Assoc.	68	32	.680	1st (13)	147,119	Kevin Hooper
2014	Amer. Assoc.	73	27	.730	1st (12)	147,706	Kevin Hooper
2015	Amer. Assoc.	59	41	.590	3rd (13)	141,837	Kevin Hooper
2016	Amer. Assoc.	61	39	.610	T-1st (12)	150,929	Pete Rose Jr.

PLAYOFF HISTORY

Year	Round	Opponent	Result	Year	Round	Opponent	Result
2009	Semis	Lincoln	L 3-2	2014	Semis	Laredo	W 3-1
2011	Semis	Grand Prairie	L 3-1		Finals	Lincoln	W 3-0
2012	Semis	Laredo	W 3-0	2015	Semis	Laredo	L 3-2
	Finals	Winnipeg	L 3-0	2016	Semis	Sioux City	W 3-2
2013	Semis	Grand Prairie	W 3-0		Finals	Winnipeg	L 3-2
	Finals	Gary	L 3-1				

2016 WICHITA WINGNUTS STATISTICS

vs. Fargo-Moorhead: 4-5
vs. Gary SouthShore: 4-6
vs. Joplin: 10-6
vs. Kansas City: 8-1

vs. Laredo: 10-7
vs. Lincoln: 5-6
vs. St. Paul: 2-1
vs. Sioux City: 2-1

vs. Sioux Falls: 4-0
vs. Texas: 10-4
vs. Winnipeg: 2-2

Player	POS	AVG	G	AB	R	H	2B	3B	HR	RBI	BB	HBP	SO	SB	CS	DP	E
Chavez, Matt	1B	.359	68	259	42	93	23	0	16	61	27	3	58	0	2	7	9
Clevlen, Brent	OF	.313	84	348	66	109	25	1	17	63	38	3	82	5	2	4	2
Cox, Zack	3B	.290	96	420	77	122	30	1	12	64	34	4	78	6	1	11	16
Dean, Brent	C	.258	65	225	27	58	13	1	3	31	14	7	40	13	3	5	8
Geiger, Dustin	1B	.234	37	141	17	33	7	0	2	21	21	5	21	4	0	2	0
Kain, Harrison	OF	.358	66	240	38	86	13	6	3	48	26	4	24	15	9	5	3
Medina, Martin	C	.245	55	204	32	50	9	1	1	29	22	3	44	1	0	9	3
Mittelstaedt, T.J.	IF	.288	99	365	77	105	26	6	16	74	80	3	106	23	5	3	4
Prigatano, R.	OF	.256	80	281	42	72	12	3	5	38	41	8	82	26	5	7	5
Salgado, Brennen	OF	.276	52	156	20	43	8	0	3	30	20	9	49	1	1	0	1
Stringer, Christian	IF	.287	98	411	82	118	19	4	1	34	56	6	39	22	8	8	18
Urps, Tyler	IF	.176	10	34	2	6	1	0	0	1	3	2	8	0	0	1	1
Van Stratten, Nick	OF	.339	15	62	10	21	5	1	0	9	2	0	0	3	0	2	0
Vargas, Leo	IF	.250	95	352	47	88	19	5	3	38	17	2	74	15	3	7	26

Pitcher	G	GS	CG	IP	H	R	ER	BB	SO	W	L	SV	2B	3B	ERA
Boshers, Alex	24	16	2	123.0	147	53	45	21	66	12	3	0	21	1	3.29
Brown, Tim	19	19	0	124.2	161	64	57	5	43	9	4	0	14	4	4.12
Capra, Anthony	8	8	0	26.1	25	30	29	53	22	0	3	0	6	0	9.91
Devine, Mike	10	0	0	13.0	14	3	3	2	8	1	0	0	0	0	2.08
Goldsmith, Carson	4	0	0	4.2	7	5	5	5	4	0	0	0	1	0	9.64
Gould, Garrett	5	5	0	13.0	9	6	5	6	12	0	1	0	3	0	3.46
Harvey, Seth	22	0	0	21.2	13	5	5	8	26	2	0	0	5	1	2.08
Johnson, Chase	34	0	0	39.0	29	16	14	24	41	4	2	1	5	0	3.23
Kane, Tyler	3	3	0	16.0	16	4	3	3	10	2	1	0	0	0	1.69
Kibby, Todd	8	8	0	39.1	48	40	30	15	33	1	5	0	5	2	6.86
Kussmaul, Ryan	3	3	0	16.2	11	5	3	5	11	0	0	0	4	0	1.62
Leesman, Charlie	7	7	0	33.0	39	28	19	15	18	2	2	0	8	2	5.18
Link, Jon	14	14	1	89.1	104	51	37	15	66	7	5	0	14	3	3.73
Medina, Eddie	20	14	0	100.1	117	75	62	40	63	6	6	0	22	2	5.56
Nading, Chad	40	0	0	39.1	36	8	8	17	30	0	1	2	6	0	1.83
Osaki, Kevin	4	0	0	5.2	9	5	5	6	3	0	0	0	2	0	7.94
Pardo, Luis	9	0	0	10.2	9	4	3	4	12	0	0	0	2	0	2.53
Pratt, Jesse	35	3	0	77.2	85	33	30	18	49	6	2	1	16	1	3.48
Reed, Frankie	48	0	0	53.0	42	11	11	17	53	6	3	21	6	1	1.87
Roman, Fabian	22	0	0	25.1	26	22	18	19	13	2	1	0	3	0	6.40
Ruff, Richard	6	0	0	5.0	6	9	9	8	6	0	0	0	1	0	16.20
Smith, Gage	10	0	0	10.0	8	4	2	2	2	1	0	0	0	0	1.80

All-Time AA Home-Road Record

Year	Home Record	Pct.	Road Record	Pct.
2008	24-22	.522	21-28	.428
2009	34-14	.708	24-24	.500
2010	30-19	.612	20-27	.426
2011	31-19	.620	24-26	.480
2012	32-19	.628	27-22	.551
2013	37-13	.740	31-19	.620
2014	39-11	.780	34-16	.680
2015	31-20	.608	28-21	.571
2016	33-18	.647	28-21	.571
All-Time	291-155	.653	237-204	.537

WICHITA INDEPENDENT BASEBALL RECORDS

Batting Average

- Kevin Hooper, 2008 .373
- Brent Clevlen, 2014 .372
- Greg Porter, 2009 .372
- J.M. Richardson, 2011 .360
- Matt Chavez, 2016 .359**

Home Runs

- C.J. Ziegler, 2013 30
- Kelly Hunt, 2009 21
- Greg Porter, 2009 21
- Brent Clevlen, 2014 20
- John Rodriguez, 2013 19

Losses

- Jason Van Skike, 2015 8
- Daniel Bennett, 2015 8
- Ryan Hinson, 2012 8
- Brad Davis, 2008 8
- Several tied with 7

Runs Scored

- Jake Kahaulelio, 2013 91
- Ryan Khoury, 2014 87
- John Rodriguez, 2013 85
- C. Stringer, 2016 82**
- C.J. Ziegler, 2013 81
- J.M. Richardson, 2011 81

RBI

- C.J. Ziegler, 2013 99
- John Rodriguez, 2013 86
- J.M. Richardson, 2011 86
- Greg Porter, 2009 86
- John Rodriguez, 2012 81

Saves

- Josh Dew, 2013 27
- Matt Nevarez, 2014 23
- Frankie Reed, 2016 21**
- Josh Dew, 2011 20
- Byron Embry, 2008 20

Stolen Bases

- Ryan Khoury, 2012 37
- Kevin Hooper, 2008 34
- Ryan Khoury, 2014 31
- R. Prigatano, 2016 26**
- Ryan Khoury, 2013 26

Games Pitched

- Jared Simon, 2012 57
- Nick Walters, 2012 57
- Dustin Pease, 2010 54
- Nick Walters, 2013 50
- Daniel Bennett, 2015 49

Hits

- J.M. Richardson, 2011 140
- Greg Porter, 2009 140
- John Rodriguez, 2013 138
- Brent Clevlen, 2014 134
- Carlo Testa, 2014 134

ERA

- Nick Singleton, 2010 2.36
- Will Savage, 2009 2.94
- Adam Cowart, 2009 3.05
- Tim Brown, 2014 3.12
- Jon Link, 2014 3.26

Innings Pitched

- D. Blacksher, 2012 144.1
- Ryan Hinson, 2012 137.1
- Josh Lowey, 2012 133.2
- Chris Smith, 2013 132.0
- Ryan Hinson, 2011 131.2

Doubles

- Brent Clevlen, 2014 33
- C.J. Ziegler, 2013 32
- M. Thompson, 2009 32
- Josh Horn, 2011 31
- Zack Cox, 2016 30**
- David Peralta, 2012 30

Wins

- Josh Lowey, 2012 15
- Alex Boshers, 2016 12**
- Jason Van Skike, 2014 12
- Jon Link, 2014 11
- Ryan Hinson, 2011 11
- Nick Singleton, 2011 11
- Derek Blacksher, 2009 11

Walks

- Anthony Capra, 2013 59
- Junior Guerra, 2013 58
- Anthony Capra, 2016 55**
- Gabe Medina, 2010 52
- Gabe Medina, 2009 52

Triples

- Mike Conroy, 2011 10
- Carlo Testa, 2014 9
- T.J. Mittelstaedt, 2016 6**
- Harrison Kain, 2016 6
- Mike Conroy, 2012 6

Strikeouts

- Junior Guerra, 2013 126
- Anthony Capra, 2013 122
- Gabe Medina, 2010 116
- Chris Smith, 2013 112
- Junior Guerra, 2011 103

All-time AA record - 9 seasons, 528-359, .595 winning pct.

Opponent	Record	Pct.	Opponent	Record	Pct.	Opponent	Record	Pct.
Amarillo	36-19	.654	Laredo	41-21	.661	Rockland	4-0	1.000
El Paso	30-17	.638	Lincoln	51-46	.526	St. Paul	47-36	.566
Fargo	23-12	.657	Newark	3-0	1.000	Shreveport	11-8	.579
Fort Worth	17-15	.531	New Jersey	7-5	.583	Sioux City	58-36	.617
Gary	26-22	.542	Ottawa	3-1	.750	Sioux Falls	47-41	.534
Joplin	14-11	.560	Pensacola	7-3	.700	Texas/G.P.	52-28	.650
Kansas City	37-24	.607	Quebec	1-2	.667	Winnipeg	10-10	.500

WINNIPEG GOLDEYES

2016 Results: 58-42, 2nd place, North

One Portage Ave. East, Winnipeg, MB R3B 3N3.

Phone: (204) 982-2273. Fax: (204) 982-2274.

Web: Goldeyes.com.

Twitter: @Wpg_Goldeyes.

Facebook.com/WinnipegGoldeyes.



FRONT OFFICE

Principal Owner/President: Sam Katz.

General Manager: Andrew Collier.

Assistant General Manager: Regan Katz.

CFO: Jason McRae-King.

Director, Sales & Marketing: Dan Chase.

Box Office Manager: Kevin Arnst.

Food & Beverage: Melissa Schlichting.

Account Executive: Steve Schuster.

Sales & Marketing: Angela Sanche.

Promotions Manager: Tara Maslowsky.

Retail Manager: Kendra Gibson.

Controller: Judy Jones.

Facility Manager: Don Ferguson.

Executive Asst.: Sheri Rheubottom.

Administrative Asst.: Bonnie Benson.

FIELD STAFF

Manager: Rick Forney.

Hitting Coach: Tom Vaeth.

GAME-DAY INFORMATION

Stadium: Shaw Park.

Year Built: 1999. **Capacity:** 7,481.

Outfield Dimensions: 325-400-325.

Radio Broadcaster: Steve Schuster.

Games Broadcast: All.

Outlets: CJNU 93.7-FM.

TV Broadcaster: Scott Taylor.

Games Broadcast: Home 10.

Station: Shaw TV/Shaw Direct.

Visiting Club Hotel: Radisson Hotel Winnipeg Downtown, 288 Portage Avenue, Winnipeg, MB R3C 0B8. **Telephone:** (204) 975-6221.

FIELD MANAGER - RICK FORNEY



Rick Forney returns for his 12th season as the Goldeyes' manager after leading the club to a league championship for the second time in 2016.

The league's 2011 Manager of the Year, Forney spent his first three years in the Winnipeg organization as a pitcher, followed by six years as a pitching coach, before being named manager in 2005. As a manager, he has put together a record of 492-390, a .558 winning percentage. As a pitcher, he is the franchise's all-time leader in strikeouts, with 313.

Forney was originally a 26th-round pick by Baltimore in 1991 and spent six seasons in the Orioles' organization.

Managerial History

Year	Club	League	Affiliate	Level	Record	Finish	Playoffs
2006	Winnipeg	Northern	--	Ind.	52-44	2nd (10)	Lost Semis
2007	Winnipeg	Northern	--	Ind.	52-43	3rd (8)	Lost Semis
2008	Winnipeg	Northern	--	Ind.	51-35	3rd (6)	Lost Semis
2009	Winnipeg	Northern	--	Ind.	55-41	2nd (6)	Lost Semis
2010	Winnipeg	Northern	--	Ind.	46-53	6th (8)	
2011	Winnipeg	Amer. Assoc.	--	Ind.	60-40	2nd (14)	Lost Semis
2012	Winnipeg	Amer. Assoc.	--	Ind.	55-45	2nd (13)	Lg. Champions
2013	Winnipeg	Amer. Assoc.	--	Ind.	56-44	4th (13)	
2014	Winnipeg	Amer. Assoc.	--	Ind.	63-37	2nd (12)	Lost Semis
2015	Winnipeg	Amer. Assoc.	--	Ind.	47-52	7th (13)	
2016	Winnipeg	Amer. Assoc.	--	Ind.	58-42	3rd (12)	Lg. Champions

2017 SCHEDULE

Standard home game times:

Mon-Fri 7:00, Sat 6:00, Sun 1:00.

Other home game times:

Wednesday, May 31: 11:00 a.m.

Tuesday, June 13: 11:00 a.m.

Saturday, July 1: 4:00.

Wednesday, July 19: 11:00 a.m.

Monday, September 4: 1:00.

May

Thu 18 - Sun 21 @ Cleburne

Mon 22 - Wed 24 @ Salina*

Thu 25 - Sat 27 @ Wichita

Mon 29 - Wed 31 **Sioux Falls**

June

Thu 1 **Sioux Falls**

Fri 2 - Sun 4 **Lincoln**

Tue 6 - Thu 8 @ Sioux City

Fri 9 - Sun 11 @ Fargo

Mon 12 - Thu 15 **Texas**

Fri 16 - Sun 18 **St. Paul**

Mon 19 - Wed 21 @ Lincoln

Thu 22 - Sun 25 @ St. Paul

Tue 27 - Thu 29 **Gary**

Fri 30 **Sioux Falls**

July

Sat 1 - Sun 2

Mon 3 - Wed 5 @ Wichita

Thu 6 - Sun 9 @ Gary

Tue 11 - Thu 13 **Sioux City**

Fri 14 - Sun 16 **Kansas City**

Mon 17 - Wed 19 **St. Paul**

Fri 21 - Sun 23 @ Kansas City

Thu 27 - Sun 30 **Fargo**

Mon 31 @ Sioux City

August

Tue 1 - Wed 2 @ Sioux City

Thu 3 - Sun 6 @ Gary

Mon 7 - Wed 9 @ Sioux Falls

Fri 11 - Sun 13 **Wichita**

Mon 14 - Thu 17 **St. Paul**

Fri 18 - Mon 21 @ Fargo

Tue 22 - Thu 24 **Sioux City**

Fri 25 - Sun 27 **Sioux Falls**

Tue 29 - Thu 31 @ St. Paul

September

Fri 1 - Mon 4 **Fargo**

* - Neutral-site series at Wichita, Kan.

INDEPENDENT YEARLY RESULTS

Year	League	W	L	Pct.	Place	Attendance	Manager
1994	Northern	43	37	.538	4th (6)	212,571	Doug Simunic
1995	Northern	47	38	.553	2nd (6)	196,460	Doug Simunic
1996	Northern	50	34	.595	2nd (8)	171,351	Hal Lanier
1997	Northern	53	30	.639	1st (8)	171,240	Hal Lanier
1998	Northern	58	28	.674	2nd (8)	159,512	Hal Lanier
1999	Northern	48	38	.558	3rd (8)	248,488	Hal Lanier
2000	Northern	48	38	.558	2nd (8)	271,513	Hal Lanier
2001	Northern	52	38	.578	T-2nd (8)	292,095	Hal Lanier
2002	Northern	56	33	.629	1st (10)	303,786	Hal Lanier
2003	Northern	55	34	.618	2nd (10)	300,760	Hal Lanier
2004	Northern	56	39	.589	3rd (10)	323,241	Hal Lanier
2005	Northern	47	48	.495	T-6th (12)	322,758	Hal Lanier
2006	Northern	52	44	.542	2nd (8)	312,213	Rick Forney
2007	Northern	52	43	.542	3rd (8)	300,213	Rick Forney
2008	Northern	51	35	.531	3rd (6)	284,398	Rick Forney
2009	Northern	55	41	.573	2nd (6)	278,099	Rick Forney
2010	Northern	46	53	.465	6th (8)	271,399	Rick Forney
2011	American Association	60	40	.600	2nd (14)	275,521	Rick Forney
2012	American Association	55	45	.550	2nd (13)	285,263	Rick Forney
2013	American Association	56	44	.560	4th (13)	276,359	Rick Forney
2014	American Association	63	37	.630	2nd (12)	258,429	Rick Forney
2015	American Association	47	52	.475	7th (13)	258,922	Rick Forney
2016	American Association	58	42	.580	3rd (12)	231,206	Rick Forney

PLAYOFF HISTORY

Year	Round	Opponent	Result	Year	Round	Opponent	Result
1994	Finals	Sioux City	W 3-1	2002	Quarters	Lincoln	W 3-2
1995	Finals	St. Paul	L 3-1	Semis	Sioux City	W 3-1	
1996	Semis	Fargo-Moorhead	L 2-1	Finals	New Jersey	L 3-1	
1997	Semis	Fargo-Moorhead	W 3-2	2003	Semis	St. Paul	W 3-2
	Finals	Duluth-Superior	L 3-2	Finals	Fargo-Moorhead	L 3-1	
1998	Semis	Fargo-Moorhead	L 3-1	2006	Semis	Fargo-Moorhead	L 3-2
1999	Quarters	Sioux City	W 3-0	2007	Semis	Gary	L 3-2
	Semis	Fargo-Moorhead	W 3-0	2008	Semis	Gary	L 3-1
	Finals	Albany-Colonie	L 3-1	2009	Semis	Fargo-Moorhead	L 3-2
2000	Quarters	Fargo-Moorhead	L 3-0	2011	Semis	St. Paul	L 3-2
2001	Quarters	Fargo-Moorhead	W 3-2	2012	Semis	Fargo-Moorhead	W 3-0
	Semis	Lincoln	W 3-1	Finals	Wichita	W 3-0	
	Finals	New Jersey	L 3-1	2014	Semis	Lincoln	L 3-2
				2016	Semis	St. Paul	W 3-2
				Finals	Wichita	W 3-2	

2016 WINNIPEG GOLDEYES STATISTICS

vs. Fargo: 9-6
 vs. Gary: 9-4
 vs. Joplin: 2-2
 vs. Kansas City: 4-2

vs. Laredo: 2-1
 vs. Lincoln: 6-3
 vs. St. Paul: 9-8
 vs. Sioux City: 5-7

vs. Sioux Falls: 8-6
 vs. Texas: 2-1
 vs. Wichita: 2-2

Player	POS	AVG	G	AB	R	H	2B	3B	HR	RBI	BB	HBP	SO	SB	CS	DP	E
Abercrombie, R.	OF	.297	95	374	71	111	19	2	20	68	31	6	95	21	4	6	4
Cabrera, Willie	OF	.324	45	179	39	58	8	0	9	34	23	0	31	2	0	6	1
Darvill, Wes	IF	.262	96	340	51	89	16	6	2	41	41	3	47	18	0	9	15
Gonzalez, Maikol	IF	.256	100	394	72	101	13	3	3	43	75	2	52	31	4	9	18
Grider, Casio	IF	.279	99	348	61	97	18	1	11	68	43	3	97	22	5	2	8
Heisler, Adam	OF	.300	84	330	60	99	24	2	8	49	48	4	63	27	7	7	2
Hoopii-Haslam, R.	IF	.239	60	155	23	37	7	1	4	30	23	2	3	4	4	2	5
McEachern, C.	IF	.167	2	6	1	1	1	0	0	1	0	0	1	0	0	0	0
Murphy, Tanner	C	.208	59	144	10	30	8	0	1	18	13	1	37	0	0	2	1
Rogers, Jacob	1B	.275	82	258	51	71	17	1	8	44	56	2	76	1	1	5	4
Rohm, David	OF	.339	98	366	58	124	19	3	7	71	39	2	49	3	4	17	7
Romanski, Josh	OF	.305	91	328	67	100	22	3	9	64	60	1	48	7	5	6	1
Tanabe, Carlton	C	.250	84	228	30	57	6	1	3	38	10	2	45	0	2	7	8

Pitcher	G	GS	CG	IP	H	R	ER	BB	SO	W	L	SV	2B	3B	ERA
Abreu, Winston	6	0	0	6.2	9	9	9	4	5	0	1	1	1	0	12.15
Anderson, Kyle	29	6	1	73.1	81	30	28	7	37	3	1	1	12	1	3.44
Capellan, Victor	13	0	0	13.2	14	6	6	6	12	1	1	2	4	0	3.95
Carl, Edwin	20	20	0	113.0	104	65	59	53	115	10	6	0	23	5	4.70
Carnes, Ethan	15	13	0	73.0	86	53	47	30	42	6	3	0	18	1	5.80
Dando, Zachary	11	0	0	21.2	28	16	13	8	9	0	2	0	5	0	5.40
Eadington, Eric	42	0	0	45.0	23	20	15	24	63	4	4	9	1	1	3.00
Kennedy, Jimmer	2	0	0	1.0	4	3	2	2	0	0	0	0	2	0	18.00
Lotzkar, Kyle	18	0	0	20.0	17	14	10	16	21	1	0	0	4	0	4.50
McGovern, Kevin	21	21	3	129.0	117	65	51	41	125	8	3	0	18	1	3.56
McVey, Cameron	39	0	0	37.0	30	17	14	16	41	2	2	2	7	0	3.41
O'Brien, Mikey	21	20	2	122.1	124	66	59	49	78	10	4	0	21	1	4.34
Peguero, Jailen	18	0	0	18.1	22	13	12	12	23	2	4	7	5	0	5.89
Rheault, Dylan	1	0	0	0.1	0	0	0	0	0	0	0	0	0	0	0.00
Shimo, Brandon	43	0	0	50.2	55	27	25	15	38	2	2	2	11	2	4.44
Sim, Eric	7	0	0	6.0	4	3	3	9	4	0	0	1	1	0	4.50
Spink, Conor	17	0	0	18.0	24	16	15	8	16	1	1	0	6	2	7.50
Tasin, Robert	19	0	0	22.0	23	13	11	10	17	0	1	3	5	1	4.50
Von Schamann, D.	22	20	0	116.1	135	70	63	23	66	8	7	0	27	3	4.87

All-Time AA Home-Road Record

Year	Home Record	Pct.	Road Record	Pct.
2011	33-17	.660	27-23	.540
2012	26-24	.520	29-21	.580
2013	28-22	.560	28-22	.560
2014	30-20	.600	33-17	.660
2015	22-27	.449	25-25	.500
2016	29-21	.580	29-21	.580
All-Time	168-131	.562	171-129	.570

WINNIPEG INDEPENDENT BASEBALL RECORDS

Batting Average	RBI	Saves			
1. Terry Lee, 1995	.373	1. Juan Diaz, 2009	90	1. Oscar Montero, 2004	22
2. Brian Duva, 1998	.367	2. Terry Lee, 1996	88	2. Steve Thomas, 2001	20
3. Casey Haerther, 2014	.360	3. Wes Long, 2011	81	3. Matt Davis, 2007	18
Tyler Kuhn, 2014	.360	Tony Chance, 1998	81	4. Chris Kissock, 2014	17
5. C. Cappuccio, 2001	.359	5. Several tied with	80	Patrick Keating, 2013	17
				Jeff Sparks, 1998	17

Runs Scored	Stolen Bases	Games Pitched			
1. Fehlandt Lentini, 2006	93	1. Fehlandt Lentini, 2006	57	1. Brendan Lafferty, 2015	58
2. Terry Lee, 1997	88	2. Brian Duva, 1997	55	2. Brendan Lafferty, 2014	55
3. Fehlandt Lentini, 2007	86	3. Adam Heisler, 2015	44	3. Brendan Lafferty, 2013	53
4. Price Kendall, 2011	83	4. Fehlandt Lentini, 2007	42	4. Brian Beuning, 2008	51
Harry Berrios, 2002	83	5. Ralph Santana, 2005	41	5. Chris Kissock, 2013	50
Brent Sachs, 2002	83	Kevin Dattola, 1995	41		

Hits	ERA	Innings Pitched			
1. Tyler Kuhn, 2014	148	1. Rick Forney, 1999	2.13	1. Ace Walker, 2009	149.0
2. Casey Haerther, 2014	140	2. Rafael Gross, 2003	2.28	Roger Luque, 2004	149.0
3. Fehlandt Lentini, 2006	136	3. B. Madritsch, 2002	2.30	3. Matt Rusch, 2013	144.2
C. Cappuccio, 2001	136	Rafael Gross, 2001	2.30	4. Ace Walker, 2010	141.0
5. Price Kendall, 2011	135	5. Matt Rusch, 2012	2.39	5. Ace Walker, 2012	139.2

Doubles	Wins	Walks			
1. C. Cappuccio, 2001	39	1. Rafael Gross, 2001	14	1. Joel Posey, 2007	65
2. Fehlandt Lentini, 2007	36	2. Rafael Gross, 2003	13	2. Jamie Ybarra, 1997	62
3. P. Scalabrini, 2004	34	3. Nick Hernandez, 2014	12	3. Stephen Flake, 2010	55
4. Fehlandt Lentini, 2006	32	Ace Walker, 2009	12	Matt Jarvis, 1997	55
5. Luis Alen, 2011	30	Shayn Holbrook, 2004	12	Mike Bailey, 1996	55
Jon Weber, 2011	30	Geraldo Padua, 2002	12		

Triples	Losses	Strikeouts	
1. Fehlandt Lentini, 2006	13	1. B. Madritsch, 2002	153
2. Brent Sachs, 1999	9	2. J. Zimmerman, 1997	140
3. Fehlandt Lentini, 2008	8	3. K. McGovern, 2016	125
4. Several tied with	7	4. Brad Purcell, 2004	119
		5. Jeff Keppen, 2000	117

Home Runs	
1. Juan Diaz, 2009	29
Sean Hearn, 1998	29
3. Juan Diaz, 2010	24
4. Terry Lee, 1996	23
5. Terry Lee, 1995	22

All-time AA record - 6 seasons, 339-260, .566 winning pct.

Opponent	Record	Pct.	Opponent	Record	Pct.	Opponent	Record	Pct.
Amarillo	18-1	.947	Laredo	11-7	.611	St. Paul	46-41	.529
El Paso	2-1	.667	Lincoln	34-19	.642	Sioux City	30-32	.484
Fargo	46-45	.506	New Jersey	4-2	.667	Sioux Falls	59-34	.634
Gary	28-27	.509	Ottawa	3-3	.500	Texas/G.P.	11-2	.846
Joplin	4-6	.400	Quebec	7-9	.438	Trois-Rivieres	10-5	.667
Kansas City	21-13	.618	Rockland	2-1	.667	Wichita	10-10	.500

SALINA STOCKADE

851 Markley Road, Salina, KS 67401.

Phone: (575) 680-2212.

Web: SalinaStockade.com.

Twitter: @SalinaStockade.



FRONT OFFICE

President: Andrew Dunn.

FIELD STAFF

Manager: J.D. Droddy.

GAME-DAY INFORMATION

Stadium: Dean Evans Stadium.

Outfield Dimensions: 335-385-328.

Year Constructed: 1991.

2017 SCHEDULE

Standard home game times: 7:00.

Other home/neutral site game times:

Mon., May 22-Wed., May 24: 12:00.

Thursday, May 25: 3:00.

Friday, May 26: 1:00.

Friday, June 2: 3:00.

Saturday, June 3: 12:00.

Sunday, June 4: 12:00.

Tuesday, June 20: 11:00 a.m.

Wednesday, June 21: 5:00.

May

Thu 18 - Sun 21	@ Wichita
Mon 22 - Wed 24	Winnipeg♦
Thu 25* - Fri 26	Fargo^
Mon 29 - Wed 31	@ Wichita

June

Thu 1	@ Wichita
Fri 2 - Sun 4	St. Paul★
Mon 5 - Wed 7	@ Cleburne
Fri 9 - Sun 11	@ Lincoln
Mon 12 - Thu 15	@ Cleburne
Fri 16 - Sun 18	@ Kansas City
Mon 19 - Wed 21*	Wichita
Fri 23 - Sun 25	@ Sioux Falls
Mon 26 - Wed 28	@ Cleburne
Fri 30	@ Texas

July

Sat 1 - Sun 2	@ Texas
Mon 3 - Wed 5	@ Cleburne
Fri 7 - Sun 9	@ Texas
Tue 11 - Thu 13	@ Lincoln
Fri 14 - Sun 16	@ Gary
Tue 18 - Thu 20	@ Sioux City
Fri 21 - Sun 23	@ St. Paul
Wed 26 - Fri 28	@ Gary ✓
Sun 30 - Mon 31	Wichita

August

Tue 1	Wichita
Thu 3 - Sun 6	@ Cleburne
Mon 7 - Wed 9	@ Texas
Thu 10 - Sun 13	@ Kansas City
Mon 14 - Wed 16	@ Texas
Fri 18 - Sun 20	@ Sioux Falls
Mon 21 - Thu 24	@ Texas
Fri 25 - Sun 27	@ Cleburne
Mon 28 - Thu 31	@ Texas

September

Fri 1 - Mon 4	@ Wichita
---------------	-----------

♦ - Neutral-site series at Wichita, Kan.

^ - Neutral-site series at Kansas City, Kan.

★ - Neutral-site series at Cleburne, Texas.

* - Standard doubleheader.

✓ - Split doubleheader Thursday, July 27. First game starts at 1:10; second game starts at 7:10.

2016 LAREDO LEMURS STATISTICS

vs. Fargo-Moorhead: 2-2

vs. Lincoln: 2-5

vs. Texas: 18-1

vs. Gary SouthShore: 1-2

vs. St. Paul: 3-3

vs. Wichita: 7-10

vs. Joplin: 12-7

vs. Sioux City: 0-2

vs. Winnipeg: 1-2

vs. Kansas City: 7-7

vs. Sioux Falls: 4-1

Player	POS	AVG	G	AB	R	H	2B	3B	HR	RBI	BB	HBP	SO	SB	CS	DP	E
Castro, Leandro	OF	.316	40	174	36	55	14	1	9	26	7	4	25	5	4	6	2
Chavez, Zane	C	.260	70	273	36	71	17	0	6	38	26	1	39	5	1	9	3
Denker, Travis	IF	.263	21	76	15	20	3	0	7	17	15	1	10	1	0	5	1
Denney, Jon	C	.222	2	9	1	2	1	0	0	0	0	0	5	0	1	0	
Harris, Devin	OF	.263	5	19	6	5	1	0	1	4	3	0	8	0	0	0	0
Jewett, Nick	1B	.000	5	13	0	0	0	0	0	0	0	0	6	0	0	0	0
Koch, Matt	C	.205	22	83	8	17	4	0	1	11	7	2	13	0	0	2	3
Martinez, Drew	OF	.309	77	307	41	95	10	1	0	31	34	2	35	16	7	8	3
Metzger, Brennan	RF	.150	21	60	9	9	3	1	0	6	8	1	19	0	1	0	0
Morrison, Ty	OF	.270	93	356	57	96	14	3	5	40	44	6	83	13	5	6	1
Nieves, Abel	IF	.290	69	259	39	75	9	0	3	19	41	1	39	3	3	5	6
Norris, Jimmy	IF	.148	35	61	9	9	2	0	0	2	6	1	9	3	2	1	3
Nunez, Alex	IF	.263	5	19	2	5	0	0	0	1	2	0	8	0	1	1	
Phipps, Denis	OF	.280	92	357	65	100	14	3	24	62	46	3	85	21	3	8	2
Posso, Jesus	C	.282	79	273	27	77	17	0	9	46	18	3	44	0	0	10	8
Pulfer, J.D.	IF	.237	98	371	54	88	13	0	9	58	38	8	57	11	3	11	23
Reynolds, Burt	OF	.208	22	77	8	16	3	2	1	6	5	2	18	2	1	2	2
Rondon, Alvaro	IF	.263	90	315	32	83	5	2	1	37	17	2	54	20	2	2	17
Valera, Cesar	IF	.272	62	235	30	64	11	2	4	29	28	10	44	7	5	10	10
Wilson, Reggie	OF	.182	17	55	10	10	1	0	0	2	9	2	12	0	2	1	1

Pitcher	G	GS	CG	IP	H	R	ER	BB	SO	W	L	SV	2B	3B	ERA
Alfson, Brandon	1	0	0	1.0	2	2	2	1	0	0	0	0	0	0	18.00
Arteaga, Alejandro	1	1	0	4.0	4	5	5	5	3	0	0	0	0	0	11.25
Beckman, Ryan	21	20	3	132.2	129	48	43	24	97	8	8	0	24	2	2.92
Bywater, Matt	5	1	0	10.0	9	11	11	11	8	0	1	0	1	0	9.90
De La Cruz, Luis	45	0	0	51.0	43	20	15	23	48	3	1	5	8	0	2.65
DeVore, Kyle	6	3	0	20.2	24	16	15	11	13	0	1	0	8	0	6.53
Dodson, Zach	6	5	0	28.1	21	5	4	13	26	2	1	0	1	0	1.27
Garcia, Henry	1	1	0	6.2	7	3	3	2	3	1	0	0	1	0	4.05
Garner, Scott	8	5	0	27.1	34	21	20	12	15	0	1	1	5	0	6.59
Guerrero, Harold	39	2	0	47.2	43	27	24	27	64	1	0	1	8	1	4.53
Inman, Jeff	45	0	0	50.0	40	18	15	18	49	2	3	17	3	0	2.70
Kennedy, Jimmer	2	0	0	1.2	3	1	1	2	2	1	1	0	2	0	5.40
Loux, Barret	9	9	0	53.1	53	17	15	11	54	3	2	0	11	3	2.53
Marks, Troy	24	16	0	98.2	93	43	42	34	94	8	4	1	13	2	3.83
Martinez, Manny	8	0	0	10.2	9	3	3	1	8	3	2	0	2	0	2.53
Montanez, Josue	4	4	0	15.1	26	14	12	8	7	0	2	0	9	1	7.04
Moskovits, Danny	13	8	0	47.0	60	41	34	18	20	2	4	0	14	1	6.51
Nivar, Jose	34	7	0	65.2	68	31	23	33	76	3	2	0	10	1	3.15
Perez, Gabe	8	7	0	32.0	24	15	15	10	38	1	1	0	9	0	4.22
Pollorena, Luis	24	1	0	44.2	34	14	14	9	26	4	2	3	6	2	2.82
Reynolds, Danny	14	0	0	16.0	9	4	3	3	27	2	0	0	3	0	1.69
Sergey, Matt	7	7	0	44.0	26	4	4	15	56	4	0	0	5	0	0.82
Testa, Joe	6	2	0	13.0	15	13	12	6	14	1	2	0	7	1	8.31
Usui, Kamakani	41	0	0	41.2	29	16	15	22	48	4	4	0	5	0	3.24
Winkler, Kyle	8	0	0	10.2	5	1	1	4	7	4	0	0	2	0	0.84
Zgardowski, Jason	3	0	0	3.2	8	6	6	2	4	0	0	0	3	0	14.73

SALINA INDEPENDENT YEARLY RESULTS

Year	League	W	L	Pct.	Place	Attendance	Manager
2016	Pecos	29	36	.446	7th/10		Justin Thompson

2016 JOPLIN BLASTERS STATISTICS

vs. Fargo-Moorhead: 2-2
vs. Gary SouthShore: 1-6
vs. Kansas City: 4-6
vs. Laredo: 7-12

vs. Lincoln: 1-7
vs. St. Paul: 1-6
vs. Sioux City: 1-5
vs. Sioux Falls: 2-1

vs. Texas: 9-7
vs. Wichita: 6-10
vs. Winnipeg: 2-2

Player	POS	AVG	G	AB	R	H	2B	3B	HR	RBI	BB	HBP	SO	SB	CS	DP	E
Andrus, Kade	OF	.167	3	6	1	1	0	0	0	0	0	0	3	0	0	0	0
Arell, Cie	IF	.217	11	23	0	5	0	0	0	0	1	1	4	0	0	0	1
Bogden, Greyson	SS	.191	15	47	6	9	0	0	0	4	1	1	12	1	0	1	3
Brill, Aaron	IF	.210	17	62	10	13	3	0	0	4	5	0	15	1	0	3	1
Burling, Zack	OF	.307	26	88	14	27	2	0	2	10	9	2	31	10	2	0	1
Cabrera, Willie	OF	.311	44	161	19	50	9	0	8	43	18	2	25	2	0	7	0
Castillo, Alberto	P	.176	5	17	3	3	1	0	0	0	3	0	4	0	0	0	0
Escobar, Ermindo	C	.202	27	84	4	17	2	0	0	5	4	2	11	1	0	2	0
Glasser, Mitch	IF	.314	92	350	66	110	19	4	3	47	44	16	39	16	5	9	6
Gomez, Edwin	IF	.292	57	202	24	59	13	1	4	25	23	2	39	1	0	5	3
Huth, K.C.	OF	.276	58	203	23	56	7	2	2	17	6	4	5	7	3	3	2
Johnson, Axel	P	.246	24	61	10	15	0	1	0	3	6	1	15	0	1	3	1
Krueger, Mark	OF	.209	49	153	16	32	7	1	2	20	16	0	49	1	1	3	0
Leon, Sergio	IF	.175	25	80	6	14	1	0	2	8	3	2	27	1	1	2	4
Martinez, Matthew	OF	.167	14	42	4	7	0	1	1	2	2	0	15	0	1	2	1
Medina, Juan	C	.291	23	79	6	23	2	0	0	4	8	1	20	0	0	1	3
Mesa, Oscar	OF	.356	25	90	21	32	7	1	2	8	9	1	10	7	4	3	1
Morales, Cory	IF	.218	32	119	7	26	5	0	1	8	5	3	16	0	2	4	4
Pair, Michael	C	.000	2	4	0	0	0	0	0	0	0	0	3	0	0	0	1
Polston, Alex	IF	.239	52	163	18	39	7	0	2	8	20	2	44	6	3	1	2
Reyes, Randy	IF	.200	2	5	0	1	0	0	0	0	0	0	1	0	0	1	0
Richardson, Ronnie	OF	.200	14	45	9	9	1	1	0	3	6	4	13	3	1	1	0
Shannon, Tyler	3B	.167	2	6	0	1	0	0	0	1	0	0	2	0	0	0	2
Smith, Sean	OF	.227	27	97	18	22	3	0	5	13	12	2	37	7	3	2	0
Solorzano, Jesus	OF	.254	20	71	11	18	3	0	1	5	5	3	12	4	2	0	1
Soto, Will	IF	.250	39	140	8	35	4	0	1	17	10	1	26	3	6	5	5
Sullivan, Conor	C	.226	28	84	8	19	4	2	1	10	5	1	22	1	0	0	3
Taylor, Jake	IF	.286	14	42	7	12	1	0	1	3	9	1	12	0	0	1	1
Terrero, Luis	OF	.080	7	25	2	2	0	0	1	3	3	0	4	0	1	2	0
Tierney, Brandon	IF	.292	44	168	26	49	7	2	5	33	7	6	29	1	1	5	8
Valentin, Geraldo	IF	.329	98	401	71	132	22	0	18	65	27	4	33	3	2	11	9
Valerio, Charlie	C	.297	57	219	29	65	15	1	6	32	18	2	38	0	2	6	5
Webb, Bobby	IF	.154	3	13	0	2	1	0	0	3	0	0	5	0	0	1	0
Wietlisbach, Jack	C	.143	3	7	0	1	0	0	0	0	0	0	2	0	0	0	0

Pitcher	G	GS	CG	IP	H	R	ER	BB	SO	W	L	SV	2B	3B	ERA
Abreu, Winston	11	0	0	12.0	9	2	2	2	21	0	0	4	0	0	1.50
Arguelles, Noel	5	5	0	25.0	30	15	15	16	22	1	2	0	4	1	5.40
Arias, Santos	8	8	0	42.2	44	19	19	15	32	2	2	0	6	0	4.01
Bell, Evan	1	0	0	1.0	0	0	0	0	0	0	0	0	0	0	0.00
Busto, Lee	2	0	0	3.2	4	2	2	2	0	0	0	0	0	0	4.91
Calby, Ryan	4	1	0	8.1	11	6	6	7	4	0	0	0	0	0	6.48
Capellan, Victor	32	0	0	38.0	22	12	10	18	44	2	1	7	4	1	2.37
Carter, Nate	5	0	0	8.1	14	14	14	7	8	0	1	0	2	1	15.12
Castillo, Alberto	14	1	0	16.2	22	15	15	6	9	1	2	0	4	1	8.10
De La Cruz, Alex	14	13	0	70.0	83	53	47	34	63	2	7	0	17	1	6.04
Del Valle, Frank	6	6	0	30.0	38	23	19	12	27	1	3	0	4	0	5.70
Evans, Josh	4	3	0	11.1	19	19	14	6	7	0	3	0	3	0	11.12
Fuentes, Carlos	28	9	0	82.1	90	47	42	39	67	2	5	1	17	0	4.59
Gonzalez, Luis	7	7	0	41.2	37	29	26	16	29	2	4	0	6	0	5.62
Herr, Tyler	8	0	0	10.2	18	10	8	8	10	0	2	0	5	0	6.75
Hess, Isaac	2	2	0	7.1	17	13	13	4	8	0	1	0	3	0	15.96
Hodges, Josh	9	8	0	44.2	44	37	27	21	20	2	4	0	5	1	5.44
Johnson, Axel	12	0	0	13.1	9	8	7	8	5	0	0	0	1	0	4.73
Lee, Harrison	3	1	0	13.2	12	6	6	2	3	0	1	0	3	0	3.95
Meiers, Jake	1	0	0	2.0	3	2	2	2	2	0	0	0	1	0	9.00
Mincey, Patrick	10	5	0	30.1	26	18	18	11	16	1	0	0	3	1	5.34
Montanez, Josue	8	6	0	23.2	23	22	22	17	20	1	4	0	6	1	8.37
Morales, Mario	7	6	0	35.2	41	17	15	5	20	2	3	0	8	1	3.79
Negrete, Jake	4	1	0	9.0	11	10	10	6	6	1	1	0	0	0	10.00
Orozco, Bobby	7	1	0	9.1	13	7	6	2	7	0	1	0	1	0	5.79
Ortega, Jose	29	0	0	32.2	31	15	13	19	33	3	2	0	1	0	3.58
Parish, Matt	8	0	0	13.1	16	12	8	10	15	2	1	0	1	1	5.40
Perez, Wander	10	9	0	55.1	55	34	30	13	47	3	4	0	7	1	4.88
Picht, Keith	41	1	0	56.2	55	26	21	31	61	1	4	1	10	0	3.34
Ramirez, Victor	11	2	0	22.1	18	12	12	6	20	2	0	0	4	3	4.84
Rivera, Raul	8	3	0	20.0	29	16	16	13	15	1	3	0	4	0	7.20
Romero, Roby	27	0	0	34.0	34	19	16	7	22	2	2	3	4	0	4.24
Rosebeck, Ethan	6	1	0	14.2	17	16	13	6	8	0	1	0	5	0	7.98
Treibt, Chris	1	1	0	5.0	3	0	0	2	4	1	0	0	1	0	0.00
Zgardowski, Jason	7	0	0	11.2	22	13	12	10	17	1	0	0	4	0	9.26

AMERICAN ASSOCIATION SEASONS IN REVIEW

2006						
North Division	W	L	Pct.	GB	Attend.	Manager
Lincoln Saltdogs	65	31	.677	--	190,873	Tim Johnson
St. Paul Saints	54	42	.563	11	288,171	George Tsamis
St. Joe Blacksnakes	49	46	.516	15.5	59,264	Chris Carminucci
Sioux City Explorers	43	53	.448	22	88,408	Ed Nottle
Sioux Falls Canaries	34	62	.354	31	120,536	Mike Pinto
South Division	W	L	Pct.	GB	Attend.	Manager
Fort Worth Cats	56	39	.589	--	177,894	Stan Hough
Shreveport Sports	54	39	.581	1	53,107	Bob Flori
Coastal Bend Aviators	49	47	.510	7.5	85,862	John Harris
Pensacola Pelicans	39	57	.406	17.5	78,755	Kash Beauchamp
El Paso Diablos	33	60	.355	22	155,651	Mike Marshall/ Carlos Sepulveda/ Butch Henry

Semifinals: St. Paul 3 games, Lincoln 1; Ft. Worth 3 games, Shreveport 2.

Finals: Fort Worth 3 games, St. Paul 2.

2006 League Leaders

BA: Pichi Balet, Lincoln, .378

HR: Wil Quintana, St. Joe, 21

Runs: Evan Tartaglia, C.B./Lincoln, 80

Wins: Cory Walters, Ft. Worth, 14

Hits: Pichi Balet, Lincoln, 136

SO: Cory Walters, Ft. Worth, 111

RBI: Pichi Balet, Lincoln, 82

ERA: Lindsay Gulin, Lincoln, 2.10

2006 All-Stars

1B: Pichi Balet, Lincoln

C: Chris Grossman, Sioux City

2B: Alex Llanos, Sioux City

UTIL: Jorge Alvarez, El Paso

3B: Trino Aguilar, Pensacola

LHP: Lindsay Gulin, Lincoln

SS: Carlos Mendoza, Pensacola

RHP: Cory Walters, Ft. Worth

OF: Chad Hermansen, Sioux Falls

Relief: Tony Pierce, Pensacola

OF: Wil Quintana, St. Joe

MVP: Pichi Balet, Lincoln

OF: Brian Sprout, St. Paul

Mgr. of the Year: Tim Johnson, Lincoln

2007

North Division	W	L	Pct.	GB	Attend.	Manager
Lincoln Saltdogs	57	36	.613	--	193,040	Tim Johnson
St. Paul Saints	57	39	.594	1.5	297,834	George Tsamis
Sioux Falls Canaries	53	43	.552	5.5	144,025	Steve Shirley
Sioux City Explorers	40	56	.417	18.5	92,786	Ed Nottle
St. Joe Blacksnakes	34	62	.354	24.5	30,244	Al Gallagher
South Division	W	L	Pct.	GB	Attend.	Manager
El Paso Diablos	56	40	.583	--	211,316	Butch Henry
Fort Worth Cats	53	40	.570	1.5	141,330	Stan Hough
Shreveport Sports	47	48	.495	8.5	57,085	Bob Flori
Coastal Bend Aviators	38	54	.413	16	58,715	John Harris
Pensacola Pelicans	39	56	.411	19	92,466	Mac Seibert

Semifinals: St. Paul 3 games, Lincoln 0; Fort Worth 3 games, El Paso 2.

Finals: Ft. Worth 3 games, St. Paul 2.

2007 League Leaders**BA:** Will Smith, Sioux Falls, .367**Runs:** Walter Olmsted, El Paso, 79**Hits:** Jorge Alvarez, El Paso, 148**RBI:** Jorge Alvarez, El Paso, 91**HR:** Trino Aguilar, Pensacola, 16

Marcel Longmire, St. Paul, 16

Wins: Pat Mahomes, Sioux Falls, 12**SO:** Charlie Ruud, St. Paul, 110**ERA:** Lenny Bays, Sioux Falls, 2.90**2007 All-Stars****1B:** Walter Olmsted, El Paso**2B:** Josh Patton, Lincoln**3B:** Trino Aguilar, Pensacola**SS:** Albenis Machado, El Paso**OF:** Brian Fryer, Coastal Bend/Fort Worth**OF:** Jorge Moreno, Sioux City**OF:** Seth Pietsch, Lincoln**C:** Marcel Longmire, St. Paul**Utility:** Jorge Alvarez, El Paso**LHP:** Joel Kirsten, Ft. Worth**RHP:** Pat Mahomes, Sioux Falls**Relief:** Jerrod Fuell, Sioux Falls**MVP:** Jorge Alvarez, El Paso**Mgr. of the Year:** Butch Henry, El Paso**2008**

North Division	W	L	Pct.	GB	Attend.	Manager
Sioux Falls Canaries	60	36	.625	--	150,837	Steve Shirley
Sioux City Explorers	52	44	.542	8	87,616	Les Lancaster
Lincoln Saltdogs	50	45	.526	9.5	182,852	Tim Johnson
Wichita Wingnuts	45	50	.474	14.5	146,408	Kash Beauchamp
St. Paul Saints	42	54	.438	18	286,796	George Tsamis
South Division	W	L	Pct.	GB	Attend.	Manager
Fort Worth Cats	60	36	.625	--	185,175	Chad Tredaway
Grand Prairie AirHogs	56	40	.583	4	143,627	Pete Incaviglia
El Paso Diablos	43	51	.457	16	182,380	Butch Henry
Pensacola Pelicans	43	53	.448	17	82,999	Mac Seibert
Shreveport Sports	26	68	.277	33	57,975	Terry Bevington/ Eddie Gerald

Semifinals: Sioux Falls 3 games, Sioux City 0; Grand Prairie 3 games, Fort Worth 1.**Finals:** Sioux Falls 3 games, Grand Prairie 1.**2008 League Leaders****BA:** Kevin Hooper, Wichita, .373**Runs:** Grant Richardson, Sioux Falls, 88**Hits:** Brian Fryer, Fort Worth, 133

Kevin Hooper, Wichita, 133

RBI: Brandon Sing, Pensacola, 86**HR:** Brandon Sing, Pensacola, 22**Wins:** Pedro Flores, Fort Worth, 14**SO:** Thad Markray, Shreveport, 110**ERA:** Nick Singleton, Sioux City, 2.24**2008 All-Stars****1B:** Brandon Sing, Pensacola**2B:** Brenan Herrera, Wichita**3B:** Grant Richardson, Sioux Falls**SS:** Kevin Hooper, Wichita**OF:** Brian Fryer, Fort Worth**OF:** Brent Krause, St. Paul**OF:** Beau Torbert, Sioux Falls**C:** J.B. Tucker, Grand Prairie**Utility:** John Allen, Ft. Worth**LHP:** Joel Kirsten, Ft. Worth**RHP:** Nick Singleton, Sioux City**Relief:** Kris Regas, Sioux Falls**MVP:** Beau Torbert, Sioux Falls**Mgr. of the Year:** Steve Shirley, Sioux Falls**2009**

North Division	W	L	Pct.	GB	Attend.	Manager
Wichita Wingnuts	58	38	.604	--	161,170	Kevin Hooper
Lincoln Saltdogs	49	47	.510	9	172,445	Marty Scott
St. Paul Saints	49	47	.510	9	267,398	George Tsamis
Sioux City Explorers	40	56	.417	18	70,978	Les Lancaster
Sioux Falls Canaries	40	56	.417	18	132,529	Steve Shirley
South Division	W	L	Pct.	GB	Attend.	Manager
Fort Worth Cats	53	43	.552	--	177,807	Chad Tredaway
Pensacola Pelicans	53	43	.552	--	71,797	Talmadge Nunnari
Grand Prairie AirHogs	48	48	.500	5	141,132	Pete Incaviglia
Shreveport-Bossier Captains	48	48	.500	5	86,635	Ricky VanAsselberg
El Paso Diablos	42	54	.438	11	200,323	Butch Henry

Semifinals: Lincoln 3 games, Wichita 2; Pensacola 3 games, Fort Worth 1.**Finals:** Lincoln 3 games, Pensacola 2.**2009 League Leaders****BA:** Greg Porter, Wichita, .372**Runs:** Cesar Nicolas, Grand Prairie, 83**Hits:** Greg Porter, Wichita, 140**RBI:** Cesar Nicolas, Grand Prairie, 103**HR:** Kelly Hunt, Wichita, 21

Greg Porter, Wichita, 21

Wins: Derek Blacksher, Wichita, 11**SO:** Ben Moore, Sioux Falls, 101**ERA:** Kyle Middleton, Pensacola, 1.75**2009 All-Stars****1B:** John Allen, Fort Worth**2B:** Antoin Gray, Pensacola**3B:** Cesar Nicolas, Grand Prairie**SS:** Josh Horn, Wichita**OF:** Brian Fryer, Fort Worth**OF:** Brent Krause, St. Paul**OF:** Greg Porter, Wichita**C:** Joe Muich, Wichita**Utility:** Chase Burch, Pensacola**LHP:** Brad Davis, Wichita**RHP:** Derek Blacksher, Wichita**Relief:** Chris Thompson, El Paso/Lincoln**MVP:** Greg Porter, Wichita**Mgr. of the Year:** Kevin Hooper, Wichita**2010**

North Division	W	L	Pct.	GB	Attend.	Manager
Sioux Falls Pheasants	63	33	.656	--	86,518	Steve Shirley
Lincoln Saltdogs	51	45	.531	12	163,676	Marty Scott
Wichita Wingnuts	50	46	.521	13	134,773	Kevin Hooper
Sioux City Explorers	49	47	.510	14	56,428	Les Lancaster
St. Paul Saints	45	51	.469	18	237,994	George Tsamis
South Division	W	L	Pct.	GB	Attend.	Manager
Shreveport-Bossier Captains	58	37	.611	--	71,468	Ricky VanAsselberg
Pensacola Pelicans	49	46	.516	9	50,608	Talmadge Nunnari
Grand Prairie AirHogs	43	52	.453	15	124,539	Pete Incaviglia
Fort Worth Cats	37	56	.398	20	122,062	Chad Tredaway
El Paso Diablos	31	63	.330	26.5	179,452	Butch Henry

Semifinals: Sioux Falls 3 games, Lincoln 0; Shreveport-Bossier 3 games, Pensacola 2.**Finals:** Shreveport-Bossier 3 games, Sioux Falls 0.

2010 All-Stars**1B:** Brandon Sing, Sioux Falls**2B:** Hector Bernal, El Paso/St. Paul**3B:** Trevor Lawhorn, Sioux Falls**SS:** David Espinosa, Grand Prairie**OF:** Reggie Abercrombie, Sioux Falls**OF:** Greg Porter, Grand Prairie**OF:** Beau Torbert, Sioux Falls**C:** Lou Palmisano, Pensacola**Utility:** Chris Garcia, Shreveport**LHP:** Chris Salberg, Sioux Falls**RHP:** Ben Moore, Sioux Falls**Relief:** Aaron Cotter, Sioux Falls**MVP:** Beau Torbert, Sioux Falls**Mgr. of the Year:** Steve Shirley, Sioux Falls**2010 League Leaders****BA:** Beau Torbert, Sioux Falls, .394**Runs:** Reggie Abercrombie, Sioux Falls, 89**Hits:** Beau Torbert, Sioux Falls, 155**RBI:** Beau Torbert, Sioux Falls, 100**HR:** Brandon Sing, Sioux Falls, 27**Wins:** Ryan Rodriguez, Sioux Falls, 12**SO:** Ben Moore, Sioux Falls, 126**ERA:** Nick Singleton, Wichita, 2.36**2011**

North Division	W	L	Pct.	GB	Attend.	Manager
Winnipeg Goldeyes	60	40	.600	-	275,521	Rick Forney
St. Paul Saints	56	44	.560	4	240,206	George Tsamis
Fargo-Moorhead RedHawks	44	56	.440	16	175,918	Doug Simunic
Sioux Falls Pheasants	42	57	.425	18	76,549	Steve Shirley
Central Division	W	L	Pct.	GB	Attend.	Manager
Wichita Wingnuts	55	45	.550	-	138,865	Kevin Hooper
Gary SouthShore RailCats	54	46	.540	1	157,676	Greg Tagert
Lincoln Saltdogs	51	48	.515	3.5	157,647	Marty Scott
Sioux City Explorers	51	49	.510	4	64,000	Stan Cliburn
Kansas City T-Bones	48	52	.480	7	261,115	Tim Doherty
South Division	W	L	Pct.	GB	Attend.	Manager
Grand Prairie AirHogs	64	36	.640	-	117,861	Ricky VanAsselberg
Fort Worth Cats	48	52	.480	16	108,020	Stan Hough
Shreveport-Bossier Captains	45	55	.450	19	56,910	Vince Moore
Amarillo Sox	44	56	.440	20	138,865	John Harris
El Paso Diablos	37	63	.370	27	172,742	Jorge Alvarez

Semifinals: St. Paul 3 games; Winnipeg 2; Grand Prairie 3 games, Wichita 1.**Finals:** Grand Prairie 3 games, St. Paul 2.**2011 All-Stars****1B:** Trent Lockwood, Fort Worth**2B:** Brad Boyer, Gary SouthShore**3B:** Juan Richardson, Wichita**SS:** Josh Horn, Wichita**OF:** Stephen Douglas, EP/GP**OF:** Ryan Patterson, FW/WIC/SP**OF:** Ray Sadler, Kansas City**C:** Kelley Gulledge, Fort Worth**P:** Ben Moore, Sioux Falls**Relief:** Jon Hunton, Grand Prairie**Defensive POY:** Jonathan Van Every, SP**Rookie:** Price Kendall, Winnipeg**MVP:** Lee Cruz, Amarillo**Mgr. of the Year:** Rick Forney, Winnipeg**2011 League Leaders****BA:** Blake Gailen, Lincoln, .406**Runs:** Fehlandt Lentini, Winnipeg, 98**Hits:** Stephen Douglas, Grand Prairie, 160**RBI:** Ray Sadler, Kansas City, 100**HR:** Brandon Sing, Sioux Falls, 24**Wins:** Josh Rainwater, Grand Prairie, 14**SO:** Ben Moore, Sioux Falls, 144**ERA:** David Trahan, Sioux City, 2.67**2012**

North Division	W	L	Pct.	GB	Attend.	Manager
Fargo-Moorhead RedHawks	65	35	.650	-	187,438	Doug Simunic
Winnipeg Goldeyes	55	45	.520	10	285,263	Rick Forney
St. Paul Saints	52	48	.520	13	240,616	George Tsamis
Sioux Falls Pheasants	45	55	.450	20	130,541	Steve Shirley
Central Division	W	L	Pct.	GB	Attend.	Manager
Wichita Wingnuts	59	41	.590	-	152,727	Kevin Hooper
Kansas City T-Bones	51	49	.510	8	260,620	Kenny Hook
Gary SouthShore RailCats	50	50	.500	9	159,837	Greg Tagert
Sioux City Explorers	45	55	.450	14	55,627	Stan Cliburn
Lincoln Saltdogs	41	59	.410	18	160,986	Chris Miyake
South Division	W	L	Pct.	GB	Attend.	Manager
Laredo Lemurs	54	46	.540	-	187,845	Pete Incaviglia
Grand Prairie AirHogs	53	47	.530	1	108,236	Ricky VanAsselberg
El Paso Diablos	47	53	.470	7	181,122	Jorge Alvarez/ Tim Johnson
Amarillo Sox	46	54	.460	8	133,380	John Harris

Semifinals: Winnipeg 3 games, Fargo-Moorhead 0; Wichita 3 games, Laredo 0.**Finals:** Winnipeg 3 games, Wichita 0.**2012 All-Stars****1B:** Bryan Myrow, Grand Prairie**2B:** Jake Kahalelio, Wichita**3B:** Cesar Nicolas, Sioux Falls**SS:** Zach Penprase, Fargo-Moorhead**OF:** Nic Jackson, Fargo-Moorhead**OF:** Chris Roberson, Winnipeg**OF:** Adam Buschini, Amarillo**C:** Chris McMurray, GP/Lincoln**P:** Josh Lowey, Wichita**Relief:** Tom Boleska, Fargo-Moorhead**Defensive POY:** Ryan Khoury, Wichita**Rookie:** Robert Coe, St. Paul**MVP:** Nic Jackson, Fargo-Moorhead**Mgr. of the Year:** Tim Johnson, El Paso**2012 League Leaders****BA:** Jake Kahalelio, Wichita, .372**Runs:** Zach Penprase, Fargo-Moorhead, 95**Hits:** Maikol Gonzalez, El Paso, 141**RBI:** Nic Jackson, Fargo-Moorhead, 89**HR:** Ryan Delgado, Fargo-Moorhead**Wins:** Josh Lowey, Wichita, 15**SO:** Matthew Rusch, Winnipeg, 113

Brian Grening, Kansas City, 113

ERA: Matthew Rusch, Winnipeg, 2.40**2013**

North Division	W	L	Pct.	GB	Attend.	Manager
Fargo-Moorhead RedHawks	62	38	.620	--	186,091	Doug Simunic
Winnipeg Goldeyes	56	44	.560	6	276,359	Rick Forney
St. Paul Saints	47	53	.470	15	239,399	George Tsamis
Sioux Falls Canaries	42	58	.420	20	161,131	Steve Shirley
Central Division	W	L	Pct.	GB	Attend.	Manager
Wichita Wingnuts	68	32	.680	--	147,119	Kevin Hooper
Gary SouthShore RailCats	58	41	.586	9.5	165,024	Greg Tagert
Lincoln Saltdogs	49	51	.490	19	177,982	Ken Oberkfell
Kansas City T-Bones	40	60	.400	28	265,596	Kenny Hook
Sioux City Explorers	38	62	.380	30	52,052	Stan Cliburn

South Division	W	L	Pct.	GB	Attend.	Manager
Grand Prairie AirHogs	54	46	.540	--	111,195	Ricky VanAsselberg
Laredo Lemurs	52	47	.525	1.5	151,055	Pete Incaviglia
Amarillo Sox	52	48	.520	2	105,798	Bobby Brown
El Paso Diablos	39	61	.390	15	111,230	Tim Johnson/ Carlos Lezcano

Semifinals: Gary 3 games, Fargo-Moorhead 1; Wichita 3 games, Grand Prairie 0.

Finals: Gary 3 games, Wichita 1.

2013 All-Stars

1B: C.J. Ziegler, Wichita	DH: John Rodriguez, Wichita
2B: Jake Kahaulelio, Wichita	P: Taylor Stanton, Fargo-Moorhead
3B: Abel Nieves, Wichita	Relief: Patrick Mincey, Grand Prairie
SS: Maikol Gonzalez, El Paso	Defensive POY: Leugim Barroso, S.C.
OF: Nick Van Stratten, Sioux Falls	Rookie: Joe Weik, Amarillo
OF: Brent Clevlen, Wichita	MVP: C.J. Ziegler, Wichita
OF: Chris Valencia, Amarillo	Mgr. of the Year: Kevin Hooper, Wichita
C: Brian Peterson, Laredo	

2013 League Leaders

BA: Abel Nieves, Wichita, .357	HR: C.J. Ziegler, Wichita, 30
Runs: Jake Kahaulelio, Wichita, 91	Wins: Alain Quijano, Gary, 12
Hits: Nick Van Stratten, Sioux Falls, 143	SO: Ben Moore, Sioux Falls, 131
RBI: C.J. Ziegler, Wichita, 99	ERA: Taylor Stanton, Fargo, 2.43

2014

North Division	W	L	Pct.	GB	Attend.	Manager
Winnipeg Goldeyes	63	37	.630	--	258,429	Rick Forney
St. Paul Saints	48	52	.480	15	248,106	George Tsamis
Fargo-Moorhead RedHawks	43	56	.434	19.5	186,306	Doug Simunic
Sioux Falls Canaries	33	67	.330	30	139,784	Steve Shirley
Central Division	W	L	Pct.	GB	Attend.	Manager
Lincoln Saltdogs	54	46	.540	--	166,503	Ken Oberkfell
Gary SouthShore RailCats	53	47	.530	1	164,286	Greg Tagert
Kansas City T-Bones	48	52	.480	6	248,989	John Massarelli
Sioux City Explorers	47	53	.470	7	50,476	Steve Montgomery
South Division	W	L	Pct.	GB	Attend.	Manager
Wichita Wingnuts	73	27	.730	--	147,706	Kevin Hooper
Laredo Lemurs	58	42	.580	15	132,562	Pete Incaviglia
Grand Prairie AirHogs	40	60	.400	33	60,747	Ricky VanAsselberg/ Eric Champion
Amarillo Sox	37	62	.374	35.5	81,834	Bobby Brown

Semifinals: Lincoln 3 games, Winnipeg 2; Wichita 3 games, Laredo 1.

Finals: Wichita 3 games, Lincoln 0.

2014 All-Stars

1B: Casey Haerther, Winnipeg	DH: Ian Gac, Lincoln
2B: Travis Denker, Laredo	P: Nick Hernandez, Winnipeg
3B: Abel Nieves, Grand Prairie	Relief: Marshall Schuler, Lincoln
SS: Tyler Kuhn, Winnipeg	Defensive POY: Ryan Khoury, Wichita
OF: Drew Martinez, Gary	Rookie: Jeremy Strawn, Laredo
OF: Brent Clevlen, Wichita	MVP: Brent Clevlen, Wichita
OF: Nick Van Stratten, Laredo	Manager: Kevin Hooper, Wichita
C: Chris McMurray, Wichita	

2014 League Leaders

BA: Brent Clevlen, Wichita, .372	HR: Ian Gac, Lincoln, 27
Runs: Daniel Pulfer, Gary, 88	Wins: Jason Van Skike, Wichita, 12 Nick Hernandez, Winnipeg, 12
Hits: Drew Martinez, Gary, 153	SO: Patrick Johnson, Sioux City, 106
RBI: Travis Denker, Laredo, 85	ERA: Cesar Carrillo, Laredo, 2.80

2015

North Division	W	L	Pct.	GB	Attend.	Manager
St. Paul Saints	74	26	.740	--	404,528	George Tsamis
Winnipeg Goldeyes	47	52	.475	26.5	258,922	Rick Forney
Fargo-Moorhead RedHawks	44	56	.440	30	187,099	Doug Simunic
Sioux Falls Canaries	39	60	.394	34.5	132,280	Chris Paterson
Central Division	W	L	Pct.	GB	Attend.	Manager
Sioux City Explorers	75	25	.750	--	77,429	Steve Montgomery
Kansas City T-Bones	49	50	.495	25.5	232,068	John Massarelli
Gary SouthShore RailCats	45	55	.450	30	165,306	Greg Tagert
Lincoln Saltdogs	34	66	.340	41	171,605	Ken Oberkfell
South Division	W	L	Pct.	GB	Attend.	Manager
Wichita Wingnuts	59	41	.590	--	141,837	Kevin Hooper
Laredo Lemurs	57	43	.570	2	62,517	Pete Incaviglia
Joplin Blasters	55	45	.550	4	65,975	Carlos Lezcano
Amarillo Thunderheads	45	55	.450	14	52,472	Bobby Brown
Grand Prairie AirHogs	29	71	.290	30	52,072	Eric Champion

Semifinals: Sioux City 3 games, St. Paul 1; Laredo 3 games, Wichita 2.

Finals: Laredo 3 games, Sioux City 1.

2015 All-Stars

1B: Angelo Songco, St. Paul	DH: Casey Haerther, Winnipeg
2B: Ryan Court, Sioux City	P: Patrick Johnson, Sioux City
3B: Josh Mazzola, Winnipeg	Relief: Winston Abreu, Joplin
SS: Noah Perio, Sioux City	Defensive POY: Matty Johnson, Sioux City
OF: Adam Heisler, Winnipeg	Rookie: Mike Zouzalik, St. Paul
OF: Michael Lang, Sioux City	MVP: Vinny DiFazio, St. Paul
OF: Denis Phipps, Laredo	Manager: Steve Montgomery, Sioux City
C: Vinny DiFazio, St. Paul	

2015 League Leaders

BA: Vinny DiFazio, St. Paul, .361	HR: Josh Mazzola, Winnipeg, 20
Runs: Matty Johnson, Sioux City, 80	Wins: Patrick Johnson, Sioux City, 15 Kramer Sneed, St. Paul, 15
Hits: Noah Perio, Sioux City, 129	SO: Brandon Mann, Fargo-Moorhead, 157
RBI: Vinny DiFazio, St. Paul, 82 Angelo Songco, St. Paul, 82	ERA: Ryan Zimmerman, Sioux City, 1.80

All-Time American Association Win-Loss Percentages

Club (seasons)	W	L	Pct.	Playoffs	Titles
Wichita Wingnuts (9)	528	359	.595	7	1
Winnipeg Goldeyes (5)	339	260	.566	4	2
Laredo Lemurs (5)	278	220	.558	3	1
St. Paul Saints (11)	584	496	.541	5	0
Ft. Worth Cats (6)	305	266	.534	4	2
Gary SouthShore RailCats (6)	312	287	.521	1	1
Fargo-Moorhead RedHawks (6)	310	289	.518	2	0
Lincoln Saltdogs (11)	553	522	.514	5	1
Sioux City Explorers (10)	534	546	.494	3	0
Shreveport Sports/Captains (6)	278	295	.485	2	1
Texas/Grand Prairie AirHogs (9)	421	465	.475	3	1
Pensacola Pelicans (5)	223	255	.467	2	0
Kansas City T-Bones (6)	278	321	.464	0	0
Coastal Bend Aviators (2)	87	101	.463	0	0
Sioux Falls Canaries (11)	491	587	.456	2	1
Joplin Blasters (2)	91	109	.455	0	0
Amarillo Sox/Thunderheads (5)	224	275	.449	0	0
St. Joe Blacksnakes (2)	83	108	.435	0	0
El Paso Diablos (7)	328	445	.424	1	0

GREATEST SEASON-TO-SEASON RECORD CHANGES

Team	Seasons	From	To	Improvement
Sioux City	2014-2015	47-53	75-25	+ 28 games
St. Paul	2014-2015	48-52	74-26	+ 26 games
Sioux Falls	2009-2010	40-56	63-33	+ 23 games
El Paso	2006-2007	33-60	56-40	+ 21.5 games
Shreveport	2008-2009	26-68	48-48	+ 21 games
Fargo-Moorhead	2011-2012	44-56	65-35	+ 21 games
Sioux Falls	2006-2007	34-62	53-43	+ 19 games
Lincoln	2015-2016	34-66	52-48	+ 18 games

Team	Seasons	From	To	Decline
Sioux Falls	2010-2011	63-33	42-57	- 22.5 games
Sioux City	2015-2016	75-25	54-46	- 21 games
Shreveport	2007-2008	47-48	26-68	- 20.5 games
Lincoln	2014-2015	54-46	34-66	- 20 games
Sioux Falls	2008-2009	60-36	40-56	- 20 games
Joplin	2015-2016	55-45	36-64	- 19 games
Fargo-Moorhead	2013-2014	62-38	43-56	- 18.5 games
Shreveport	2010-2011	58-37	45-55	- 15.5 games
St. Joe	2006-2007	49-46	34-62	-15.5 games

AMERICAN ASSOCIATION CITIES, 1902-

Amarillo, Texas	2011-2016
Buffalo, N.Y.	1985-1997
Charleston, W.Va.	1952-1960
Cleburne, Texas	2017-
Cleveland, Ohio	1914-1915
Coastal Bend (Robstown, Texas)	2006-2007
Dallas, Texas	1959
Dallas-Fort Worth, Texas	1960-1962
Denver, Colo.	1955-1962, 1969-1992
El Paso, Texas	2006-2013
Evansville, Ind.	1970-1984
Fargo, N.D.	2011-
Fort Worth, Texas	1959, 2006-2011
Gary, Ind.	2011-
Grand Prairie, Texas	2008-
Houston, Texas	1959-61
Indianapolis, Ind.	1902-1962, 1969-1997
Iowa (Des Moines)	1969-1997
Joplin, Mo.	2015-16
Kansas City, Kan./Mo.	1902-1954, 2011-
Laredo, Texas	2012-2016
Lincoln, Neb.	2006-
Louisville, Ky.	1902-1962, 1982-1997
Milwaukee, Wis.	1902-1952
Minneapolis, Minn.	1902-1960
Nashville, Tenn.	1985-1997
New Orleans, La.	1977, 1993-1997
Oklahoma City, Okla.	1962, 1969-1997
Omaha, Neb.	1955-59, 1961-62, 1969-1997
Pensacola, Fla.	2006-2010
St. Joseph, Mo.	2006-2007
St. Paul, Minn.	1902-1960, 2006-
Shreveport, La.	2006-2011
Sioux City, Iowa	2006-
Sioux Falls, S.D.	2006-
Springfield, Ill.	1978-1981
Toledo, Ohio	1902-1913, 1916-1955
Tulsa, Okla.	1969-1976
Wichita, Kan.	1956-1958, 1970-1984, 2008-
Winnipeg, Manitoba	2011-

ALUMNI IN THE MAJOR LEAGUES IN 2016

RHP Tim Adleman, Lincoln 2012, El Paso 2012



Adleman made his major-league debut on May 1 and gave Cincinnati a much-needed boost to its rotation. After spending June and July on the disabled list, he threw five shutout innings against the L.A. Dodgers in his first start since returning, earning his second win of the season.

YEAR	CLUB	ERA	W	L	S	G	GS	IP	SO
2016	Cincinnati	4.00	4	4	0	13	13	69.2	47

RHP Junior Guerra, Wichita 2011 & 2013



Called up to the majors in May 2016, Guerra had an outstanding debut season with Milwaukee, posting the lowest ERA of any Brewers starter, tying for second on the club in wins and registering the lowest ERA of any MLB rookie making more than five starts.

YEAR	CLUB	ERA	W	L	S	G	GS	IP	SO
2015	Chicago W.S.	6.75	0	0	0	3	0	4.0	3
2016	Milwaukee	2.81	9	3	0	20	20	121.2	100

RHP Luke Hochevar, Fort Worth 2006



Hochevar had another solid year out of Kansas City's bullpen in 2016, limiting opposing hitters to a .226 average. Transitioning to a reliever in 2013, he has compiled a 2.96 ERA over his last three full seasons.

YEAR	CLUB	ERA	W	L	S	G	GS	IP	SO
2007	Kansas City	2.13	0	1	0	4	1	12.2	5
2008	Kansas City	5.51	6	12	0	22	22	129.0	72
2009	Kansas City	6.55	7	13	0	25	25	143.0	106
2010	Kansas City	4.81	6	6	0	18	17	103.0	76
2011	Kansas City	4.68	11	11	0	31	31	198.0	128
2012	Kansas City	5.73	8	16	0	32	32	185.1	144
2013	Kansas City	1.92	5	2	0	58	0	70.1	82
2014	Kansas City					DNP - Injured			
2015	Kansas City	3.73	1	1	1	49	0	50.2	49
2016	Kansas City	3.86	2	3	0	40	0	37.1	40

RHP James Hoyt, Wichita 2012



After dominating the Triple-A Pacific Coast League with 29 saves and a 1.64 ERA in 49 appearances in 2016, Hoyt made his big-league debut on August 3. He was a consistent contributor to the Astros' bullpen in August and September, making 22 appearances and limiting opponents to a .203 average.

YEAR	CLUB	ERA	W	L	S	G	GS	IP	SO
2016	Houston	4.50	1	1	0	22	0	22.0	28

RHP Brandon Kintzler, St. Paul 2009



Slowed by injury in 2015, Kintzler had an excellent comeback season in 2016. Despite coming into the season with no career MLB saves, Kintzler earned the Twins' closer's role and led Minnesota with 17 saves. He was particularly effective in August 2016, registering a 0.93 ERA in nine appearances.

YEAR	CLUB	ERA	W	L	S	G	GS	IP	SO
2010	Milwaukee	7.36	0	1	0	7	0	7.1	9
2011	Milwaukee	3.68	1	1	0	9	0	14.2	15
2012	Milwaukee	3.78	3	0	0	14	0	16.2	14
2013	Milwaukee	2.69	3	3	0	71	0	77.0	58
2014	Milwaukee	3.24	3	3	0	64	0	58.1	31
2015	Milwaukee	6.43	0	1	0	7	0	7.0	7
2016	Minnesota	3.15	0	2	17	54	0	54.1	35

LHP James Paxton, Grand Prairie 2010



Paxton began 2016 in Triple-A, but was recalled to the majors in June and settled in as the club's #2 starter. His 3.79 ERA was the lowest among Seattle pitchers with more than 10 starts, and the lefthander walked only 24 hitters in 121 innings of work in 2016.

YEAR	CLUB	ERA	W	L	S	G	GS	IP	SO
2013	Seattle	3.45	3	0	0	4	4	24.0	21
2014	Seattle	3.04	6	4	0	13	13	74.0	59
2015	Seattle	3.90	3	4	0	13	13	67.0	56
2016	Seattle	3.79	6	7	0	20	20	121.0	117


OF David Peralta, Wichita 2012, Amarillo 2013



Peralta was slowed by three separate disabled-list stints in 2016, only registering 171 at-bats. In 2015, the Venezuelan led the National League with ten triples and was in the NL's top ten with a .312 average, 78 RBI, .371 on-base percentage and .522 slugging percentage.

YEAR	CLUB	AVG	G	H	R	2B	HR	RBI	SB
2014	Arizona	.286	88	94	40	12	8	36	6
2015	Arizona	.312	149	144	61	26	17	78	9
2016	Arizona	.251	48	43	23	9	4	15	2


RHP Chaz Roe, Laredo 2012



Splitting the season between Baltimore and Atlanta, Roe had another effective season out of the bullpen in 2016, limiting opposing hitters to a .206 average. Joining the Braves in August, he did not allow a run in his first eight appearances with the club.

YEAR	CLUB	ERA	W	L	S	G	GS	IP	SO
2013	Arizona	4.03	1	0	0	21	0	22.1	24
2014	N.Y. Yankees	9.00	0	0	0	3	0	2.0	4
2015	Baltimore	4.14	4	2	0	36	0	41.1	38
2016	BAL/ATL	3.64	2	0	0	30	0	29.2	37

RHP Tanner Scheppers, St. Paul 2009



Scheppers was on the disabled list for most of 2016, but returned to action in September, where he retired 18 of the first 20 hitters he faced, and was a key factor in the club's playoff chase down the stretch.

YEAR	CLUB	ERA	W	L	S	G	GS	IP	SO
2012	Texas	4.45	1	1	1	39	0	32.1	30
2013	Texas	1.88	6	2	0	76	0	76.2	59
2014	Texas	9.00	0	1	0	8	4	23.0	17
2015	Texas	5.63	4	1	0	42	0	38.1	32
2016	Texas	4.15	1	1	1	10	0	8.2	5

RHP Max Scherzer, Fort Worth 2007



Scherzer had another dominant season in 2016, earning his second Cy Young Award, leading the majors in strikeouts, tying for second in the big leagues with 20 wins, and becoming the fourth pitcher to fan 20 hitters in a nine-inning game.

YEAR	CLUB	ERA	W	L	S	G	GS	IP	SO
2008	Arizona	3.05	0	4	0	16	7	56.0	66
2009	Arizona	4.12	9	11	0	30	30	170.1	174
2010	Detroit	3.50	12	11	0	31	31	195.2	184
2011	Detroit	4.43	15	9	0	33	33	195.0	174
2012	Detroit	3.74	16	7	0	32	32	187.2	231
2013	Detroit	2.90	21	3	0	32	32	214.1	240
2014	Detroit	3.19	18	5	0	33	33	220.1	252
2015	Washington	2.79	14	12	0	33	33	228.2	276
2016	Washington	2.96	20	7	0	34	34	228.1	284

RHP Bo Schultz, Grand Prairie 2011



After coming off the disabled list in June, Schultz spent most of the 2016 campaign moving between Triple-A and the major leagues. He was particularly effective during road games for Toronto, giving up just one hit and one run in six appearances.

YEAR	CLUB	ERA	W	L	S	G	GS	IP	SO
2014	Arizona	7.88	0	1	0	4	0	8.0	5
2015	Toronto	3.56	0	1	1	31	0	43.0	31
2016	Toronto	5.51	0	1	0	16	0	16.1	10

RHP Chris Smith, Wichita 2013



Smith was called up to Oakland in August for his first major-league appearance since 2010. The righthander was a valuable presence out of the Athletics' bullpen, limiting opponents to a .165 average and allowing one run in his last 13.1 innings of work.

YEAR	CLUB	ERA	W	L	S	G	GS	IP	SO
2016	Oakland	2.92	0	0	0	13	0	24.2	29

(MLB stats post-American Association)

Other American Association alumni reaching MLB

Player	Position	AA Club	MLB Club
Angel Castro	RHP	Lincoln 2010	Oakland 2015
Aaron Crow	RHP	Fort Worth 2008-09	Kansas City 2011-14
Dane De La Rosa	RHP	El Paso 2009	Tampa Bay 2011-12, L.A. Angels 2013-14
John Holdzkom	RHP	SC 2013, AMA 2013-14	Pittsburgh 2014
Chris Jakubauskas	RHP	Lincoln 2007	SEA 2009, PIT 2010, BAL 2011
Kris Johnson	LHP	Kansas City 2011	Pittsburgh 2013, Minnesota 2014
Chris Martin	RHP	Grand Prairie 2010	Colorado 2014, N.Y. Yankees 2015
Eddy Rodriguez	C	EP 2009, SF 2010	San Diego 2012
Caleb Thielbar	LHP	St. Paul 2011	Minnesota 2013-15
Ian Thomas	LHP	Winnipeg 2010-11	Atlanta 2014-15, L.A. Dodgers 2015

Contracts of AA players sold to Major League organizations

Player	Position	AA Club	MLB Club	Year Sold
Lee Cruz	OF/DH	Amarillo	Baltimore	2011
Cody Evans	RHP	Amarillo	Los Angeles Angels	2011
Cyle Hankerd	OF	Amarillo	Philadelphia	2011
Harrison Kain	OF	Amarillo	Los Angeles Angels	2011
Adam Buschini	INF/OF	Amarillo	San Diego	2012
Cyle Hankerd	OF	Amarillo	Chicago White Sox	2012
Chase Johnson	RHP	Amarillo	Baltimore	2012
David Peralta	OF	Amarillo	Arizona	2013
K.C. Serna	SS	Amarillo	Philadelphia	2013
John Holdzkom	RHP	Amarillo	Pittsburgh	2014
Joe Weik	INF/OF	Amarillo	Los Angeles Angels	2014
Drew Heid	OF	Amarillo	Philadelphia	2015
Jaime Landin	INF	Coastal Bend	St. Louis	2007
Juan Camacho	1B	El Paso	Chicago White Sox	2006
Albenis Machado	INF	El Paso	Chicago Cubs	2006
Rick Rivas	RHP	El Paso	Los Angeles Dodgers	2010
Maikol Gonzalez	INF	El Paso	Los Angeles Dodgers	2011
Zane Chavez	C	El Paso	Baltimore	2012
Marcel Prado	RHP	El Paso	Baltimore	2012
Omar Luna	INF	El Paso	Atlanta	2013
Maikol Gonzalez	INF	El Paso	Los Angeles Angels	2014
Alex Caldera	RHP	Fargo-Moorhead	Miami	2011
C.J. Retherford	INF	Fargo-Moorhead	Los Angeles Dodgers	2011
Tom Boleska	RHP	Fargo-Moorhead	Minnesota	2012
Ryan Delgado	C	Fargo-Moorhead	Oakland	2012
Jon Gaston	OF	Fargo-Moorhead	Chicago	2012
Tyler Herron	RHP	Fargo-Moorhead	Washington	2012
Kenn Kasperek	RHP	Fargo-Moorhead	Pittsburgh	2012
Buddy Sosnoskie	OF	Fargo-Moorhead	Baltimore	2012
Ryan Stovall	INF	Fargo-Moorhead	Arizona	2012
Erik Castro	INF	Fargo-Moorhead	Atlanta	2014
Zach Wright	C	Fargo-Moorhead	Washington	2015
Brandon Mann	LHP	Fargo-Moorhead	Oakland	2015
Travis Ballew	RHP	Fargo-Moorhead	Miami	2016
Dustin Geiger	1B	Fargo-Moorhead	Miami	2016
Tyler Herron	RHP	Fargo-Moorhead	New York Mets	2016
Drew Muren	RHP	Fargo-Moorhead	Arizona	2016
Kevin Taylor	INF/OF	Fargo-Moorhead	New York Mets	2016
Matt Harrington	RHP	Fort Worth	Chicago Cubs	2006
Luke Hochevar	RHP	Fort Worth	Kansas City	2006
Shawn Williams	INF	Fort Worth	Tampa Bay	2006
Chadd Blasko	RHP	Fort Worth	Baltimore	2007
Kelley Gullede	C	Fort Worth	Los Angeles Dodgers	2007
Max Scherzer	RHP	Fort Worth	Arizona	2007
Jon Hunton	RHP	Fort Worth	Oakland	2008
Aaron Crow	RHP	Fort Worth	Kansas City	2009
Jake Gautreau	INF	Fort Worth	Tampa Bay	2009
Lee Gwaltney	RHP	Fort Worth	San Diego	2009
Kevin Thompson	OF	Fort Worth	Texas	2009
Seth Fortenberry	OF	Fort Worth	Miami	2010
Ryan Patterson	OF	Fort Worth	Detroit	2010
Robert Romero	RHP	Fort Worth	Los Angeles Dodgers	2011
Clay Zavada	LHP	Gary SouthShore	San Diego	2013
Anthony Cheky	OF	Gary SouthShore	Arizona	2015
Spencer Mahoney	INF	Gary SouthShore	New York Yankees	2015
Alex Gunn	LHP	Gary SouthShore	Arizona	2016
Christian Herstine	RHP	Gary SouthShore	New York Yankees	2016
Jose Sermo	INF	Gary SouthShore	Boston	2016
Matt Solter	RHP	Gary SouthShore	San Francisco	2016
Scot Drucker	RHP	Grand Prairie	Detroit	2008
Geivy Garcia	RHP	Grand Prairie	San Francisco	2008

Contracts of AA players sold to Major League organizations

Kieran Mattison	RHP	Grand Prairie	Los Angeles Dodgers	2008
Tristan Crawford	RHP	Grand Prairie	Philadelphia	2009
David Espinosa	INF	Grand Prairie	Seattle	2009
Cesar Nicolas	INF	Grand Prairie	Detroit	2009
Luke Pritchard	RHP	Grand Prairie	New York Yankees	2009
Dustin Cameron	RHP	Grand Prairie	Philadelphia	2011
German Duran	INF	Grand Prairie	Miami	2011
Michael Hollimon	INF	Grand Prairie	Minnesota	2011
Chris Martin	RHP	Grand Prairie	Boston	2011
James Paxton	LHP	Grand Prairie	Seattle	2011
Greg Smith	LHP	Grand Prairie	New York Yankees	2011
Lance Day	RHP	Grand Prairie	Houston	2012
Chris McMurray	C	Grand Prairie	Arizona	2012
Bo Schultz	RHP	Grand Prairie	Arizona	2012
Micah Gibbs	C/OF	Grand Prairie	Kansas City	2013
Aaron King	OF	Grand Prairie	Boston	2013
Jared Mortensen	RHP	Grand Prairie	Tampa Bay	2013
Caesar Lopez	RHP	Grand Prairie	Atlanta	2014
Aaron Wilkerson	RHP	Grand Prairie	Boston	2014
Palmer Betts	RHP	Texas (G.P.)	Arizona	2016
Kris Johnson	LHP	Kansas City	Pittsburgh	2011
Bobby Doran	RHP	Kansas City	Toronto	2016
David Holman	RHP	Kansas City	Colorado	2016
Dalton Wheat	OF	Kansas City	Miami	2016
Mike Benacka	RHP	Laredo	Toronto	2012
Christopher Murrill	OF	Laredo	Tampa Bay	2012
Chaz Roe	RHP	Laredo	Arizona	2012
Matt Way	LHP	Laredo	Arizona	2012
Sawyer Carroll	OF	Laredo	Arizona	2013
Mark Serrano	RHP	Laredo	Arizona	2013
Fabian Williamson	LHP	Laredo	Cincinnati	2013
Mike Piazza	RHP	Laredo	Colorado	2014
Omar Bencomo	RHP	Laredo	Minnesota	2015
John Brebbia	RHP	Laredo	Arizona	2015
Luis De La Cruz	RHP	Laredo	Arizona	2015
Ryan Ortiz	C	Laredo	Cleveland	2015
Ryan Beckman	RHP	Laredo	Miami	2016
Zane Chavez	C	Laredo	Pittsburgh	2016
Travis Denker	3B	Laredo	Arizona	2016
Danny Reynolds	RHP	Laredo	Atlanta	2016
Matt Sergey	RHP	Laredo	Oakland	2016
Kamakani Usui	RHP	Laredo	San Francisco	2016
Kyle Winkler	RHP	Laredo	Tampa Bay	2016
Jarrett Gardner	RHP	Lincoln	San Diego	2006
Lindsey Gulin	LHP	Lincoln	Milwaukee	2007
Chris Jakubauskas	RHP	Lincoln	Seattle	2007
Anthony Contreras	INF	Lincoln	San Diego	2008
Jason Jarvis	RHP	Lincoln	San Francisco	2008
Carlos Guevara	RHP	Lincoln	San Diego	2009
Shawn McGill	C	Lincoln	Chicago Cubs	2009
Tim Brown	RHP	Lincoln	Philadelphia	2010
Shawn McGill	C	Lincoln	Atlanta	2010
Vince Albitz	INF	Lincoln	St. Louis	2011
Vince Bongiovanni	RHP	Lincoln	Toronto	2011
Gavin Dickey	OF	Lincoln	Atlanta	2011
Blake Gailen	OF	Lincoln	Los Angeles Angels	2011
Jeff Howell	C	Lincoln	Boston	2011
Curt Smith	INF	Lincoln	Miami	2011
Thomas Palica	LHP	Lincoln	Philadelphia	2011
Garrett Sherrill	RHP	Lincoln	Miami	2011
David Quinowski	LHP	Lincoln	Baltimore	2012
Brandon Sinnerly	RHP	Lincoln	Arizona	2012
P.J. Zocchi	RHP	Lincoln	Los Angeles Dodgers	2012

Contracts of AA players sold to Major League organizations

Joe Bisenius	RHP	Lincoln	Atlanta	2013
Dan Carroll	OF	Lincoln	Atlanta	2013
Jose Gil	C	Lincoln	New York Yankees	2013
Eddie McKiernan	RHP	Lincoln	Arizona	2013
Dennis Raben	1B	Lincoln	Kansas City	2013
Eric Brooks	RHP	Lincoln	Arizona	2014
Luis Chirinos	RHP	Lincoln	Los Angeles Dodgers	2014
Curt Smith	INF	Lincoln	St. Louis	2014
Dexter Kjerstad	OF	Lincoln	Miami	2015
Clayton Cook	RHP	Lincoln	Texas	2016
Christian Ibarra	INF	Lincoln	Minnesota	2016
Carlos Mendoza	INF	Pensacola	New York Yankees	2006
Tony Pierce	RHP	Pensacola	Atlanta	2006
Clint Sodowsky	RHP	Pensacola	Atlanta	2006
David Golliner	C	Pensacola	Los Angeles Angels	2008
Joe Hulett	C	Pensacola	Texas	2008
Paul Phillips	RHP	Pensacola	Tampa Bay	2008
Dan Smith	LHP	Pensacola	Baltimore	2008
Dustin Cameron	RHP	Pensacola	Philadelphia	2009
Kyle Middleton	RHP	Pensacola	Oakland	2009
Jimmy Mojica	INF	Pensacola	Seattle	2009
Jason Jones	RHP	Pensacola	Washington	2010
Jake Whitesides	UTIL	St. Joe	Chicago Cubs	2006
Jimmy Mojica	INF	St. Joe	Milwaukee	2007
Brent Krause	OF	St. Paul	Baltimore	2007
Luis Villareal	LHP	St. Paul	Philadelphia	2007
Shawn Wooten	C	St. Paul	New York Mets	2007
Kyle Foster	RHP	St. Paul	Boston	2008
Tony Mansolino	INF	St. Paul	Philadelphia	2008
Craig Mollidrem	RHP	St. Paul	Boston	2008
Brandon Kintzler	RHP	St. Paul	Milwaukee	2009
Tanner Scheppers	RHP	St. Paul	Texas	2009
Ole Sheldon	INF	St. Paul	Cleveland	2009
Dan Kaczowski	INF	St. Paul	Arizona	2010
Matt Meyer	LHP	St. Paul	Los Angeles Angels	2010
Anthony Norman	OF	St. Paul	Pittsburgh	2010
Caleb Thielbar	LHP	St. Paul	Minnesota	2011
Brandon Tripp	OF	St. Paul	Philadelphia	2011
Robert Coe	RHP	St. Paul	Arizona	2012
Wes Roemer	RHP	St. Paul	Los Angeles Dodgers	2012
Dan Sattler	RHP	St. Paul	Minnesota	2012
Nick Ammirati	C	St. Paul	Seattle	2013
Brad Boyer	INF	St. Paul	Minnesota	2013
Mark Hamburger	RHP	St. Paul	Minnesota	2013
Cole Nelson	LHP	St. Paul	Atlanta	2013
Michael Zouzalik	RHP	St. Paul	Baltimore	2015
Vinny DiFazio	C	St. Paul	Los Angeles Dodgers	2016
Dan Johnson	RHP	St. Paul	Los Angeles Dodgers	2016
Anthony Phillips	SS	St. Paul	Los Angeles Angels	2016
Angelo Songco	1B	St. Paul	Los Angeles Dodgers	2016
John Straka	RHP	St. Paul	Toronto	2016
Caleb Thielbar	LHP	St. Paul	Miami	2016
Eric Veglahn	LHP	St. Paul	Toronto	2016
Amaury Casani	INF/OF	Shreveport	St. Louis	2006
Nick Corbeil	C	Shreveport	San Diego	2007
Todd Self	OF	Shreveport	Houston	2007
Coby Smith	OF	Shreveport	Los Angeles Angels	2007
Colby Miller	RHP	Shreveport	Miami	2008
Chris Garcia	INF	Shreveport	Pittsburgh	2009
Chris Garcia	INF	Shreveport	Atlanta	2010
Brian Peterson	C	Shreveport	Kansas City	2010
Chris Grossman	C	Sioux City	St. Louis	2006

Contracts of A.A. players sold to Major League organizations

Griffin Bailey	RHP	Sioux City	New York Yankees	2009
Kris Regas	LHP	Sioux City	Detroit	2009
Justin Toole	INF	Sioux City	Cleveland	2009
David Trahan	RHP	Sioux City	New York Yankees	2009
Matt Kramer	C	Sioux City	Boston	2011
Cody Satterwhite	RHP	Sioux City	New York Mets	2013
Nate Samson	INF	Sioux City	Arizona	2014
Rob Wort	RHP	Sioux City	Arizona	2014
Patrick Johnson	RHP	Sioux City	Pittsburgh	2015
Rob Wort	RHP	Sioux City	Boston	2015
Lindsey Caughel	RHP	Sioux City	Seattle	2016
Ryan Court	INF	Sioux City	Boston	2016
Connor Overton	RHP	Sioux City	San Francisco	2016
Noah Perio	INF	Sioux City	Los Angeles Dodgers	2016
Taylor Scott	RHP	Sioux City	Milwaukee	2016
Dustin Delucchi	OF	Sioux Falls	San Diego	2006
John Wesley	RHP	Sioux Falls	Chicago White Sox	2006
Chad Hermansen	OF	Sioux Falls	Miami	2007
Trevor Lawhorn	INF	Sioux Falls	Seattle	2007
Trevor Lawhorn	INF	Sioux Falls	Washington	2007
Pat Mahomes	RHP	Sioux Falls	Toronto	2007
Josh Kite	LHP	Sioux Falls	Detroit	2008
Javier Garcia	RHP	Sioux Falls	Boston	2009
Beau Torbert	OF	Sioux Falls	Atlanta	2010
Eddy Rodriguez	C	Sioux Falls	San Diego	2011
Cody Evans	RHP	Sioux Falls	Toronto	2012
Kyle Mertins	RHP	Sioux Falls	Baltimore	2012
Willie Argo	OF	Sioux Falls	Seattle	2016
Dustan Mohr	OF	Wichita	Colorado	2008
Justin Dowdy	LHP	Wichita	Tampa Bay	2010
Will Savage	RHP	Wichita	Los Angeles Dodgers	2010
Brent Clevlen	OF	Wichita	Philadelphia	2011
Cephas Howard	RHP	Wichita	Texas	2011
Ryan Patterson	OF	Wichita	Arizona	2011
Andrew Aiezenstadt	RHP	Wichita	Philadelphia	2012
James Hoyt	RHP	Wichita	Atlanta	2012
Matt Nevarez	RHP	Wichita	Tampa Bay	2012
Nate Robertson	LHP	Wichita	Toronto	2012
Ryan Hinson	LHP	Wichita	Atlanta	2013
John Link	RHP	Wichita	Detroit	2013
C.J. Ziegler	1B	Wichita	Minnesota	2013
John Link	RHP	Wichita	Miami	2014
Matt Nevarez	RHP	Wichita	Pittsburgh	2014
Chris Peacock	RHP	Wichita	Pittsburgh	2014
Carlo Testa	OF	Wichita	Arizona	2014
J.T. Wise	INF	Wichita	Texas	2014
Alberto Gonzalez	INF	Wichita	Detroit	2015
Luis Hernandez	INF	Wichita	Los Angeles Angels	2015
Jarret Leverett	LHP	Wichita	San Francisco	2015
Jayce Ray	OF	Wichita	Boston	2015
Paul Smyth	RHP	Wichita	Arizona	2015
Dakota Watts	RHP	Wichita	Texas	2015
Zack Cox	3B	Wichita	Detroit	2016
Derek Eitel	RHP	Wichita	San Diego	2016
Ryan Kusmaul	RHP	Wichita	Arizona	2016
Alex Sogard	LHP	Wichita	Baltimore	2016
Fabian Williamson	LHP	Winnipeg	Atlanta	2012
Nate Samson	SS	Winnipeg	Chicago Cubs	2013
Kyle Anderson	LHP	Winnipeg	Arizona	2014
Tyler Graham	OF	Winnipeg	San Francisco	2014
Ryan Scoma	DH/OF	Winnipeg	Toronto	2014
Nestor Molina	RHP	Winnipeg	San Francisco	2016

AMERICAN ASSOCIATION LEAGUE RECORDS

Batting

Batting Average

Highest, Team, Season: .312, Sioux Falls, 2010.

Lowest, Team, Season: .234, Grand Prairie, 2015.

Highest, Batter, Season: .406, Blake Gailen, Lincoln, 2011.

Games

Most, Batter, Season: 100, several.

At-Bats

Most, Team, Season: 3,617, El Paso, 2012.

Fewest, Team, Season: 3,089, Coastal Bend, 2007.

Most, Team, Game: 67, Lincoln, May 16, 2014 (vs. Kansas City, 2nd game, 16 innings)

Most, Batter, Season: 434, Ryan Patterson, Wichita/St. Paul/Fort Worth, 2011.

Most, Batter, Game: 9, Harrison Kain, Amarillo, July 17, 2012.

Runs

Most, Team, Season: 650, Amarillo, 2011.

Fewest, Team, Season: 318, Grand Prairie, 2015.

Most, Team, Game: 26, Sioux Falls, August 22, 2008 (vs. Shreveport).

Most, Team, Inning: 12, St. Paul, July 28, 2007 (vs. Sioux City).

Most, Batter, Season: 98, Fehlandt Lentini, Amarillo/Winnipeg, 2011.

Most, Batter, Game: 5, several.

Hits

Most, Team, Season: 1097, Wichita, 2011.

Fewest, Team, Season: 766, Grand Prairie, 2015.

Most, Team, Game: 28, Pensacola, August 1, 2007 (vs. Shreveport); Shreveport, July 4, 2010 (vs. El Paso); and Gary SouthShore, July 16, 2015 (vs. Winnipeg).

Most, Team, Inning: 10, El Paso, August 8, 2013 (vs. Amarillo).

Most, Batter, Season: 160, Stephen Douglas, El Paso/Grand Prairie, 2011.

Most, Batter, Game: 6, several.

Total Bases

Most, Team, Season: 1,674, Sioux Falls, 2010.

Fewest, Team, Season: 1,051, Grand Prairie, 2015.

Most, Team, Game: 53, Sioux Falls, July 3, 2010.

Most, Batter, Season: 269, Beau Torbert, Sioux Falls, 2010.

Most, Batter, Game: 17, John Allen, Fort Worth, August 16, 2008.

Singles

Most, Batter, Game: 5, several.

Doubles

Most, Team, Season: 250, Amarillo, 2011.

Fewest, Team, Season: 131, Gary, 2012.

Most, Team, Game: 11, Wichita, June 3, 2009 and Sioux City, July 11, 2010.

Most, Batter, Season: 43, Jorge Alvarez, El Paso, 2007.

Most, Batter, Game: 4, Brett Cooley, Lincoln, July 30, 2007; Nic Jackson, Fargo-Moorhead, September 3, 2012; and Brennan Metzger, Gary SouthShore, August 22, 2015.

Triples

Most, Team, Season: 47, Amarillo, 2011.

Fewest, Team, Season: 6, Fargo-Moorhead, 2011 and Lincoln, 2007.

Most, Team, Game: 5, Amarillo, June 25, 2012 (vs. Laredo).

Most, Batter, Season: 17, Mike Massaro, Gary SouthShore, 2013.

Most, Batter, Game: 3, J.P. Schmidt, El Paso, June 16, 2006 and Mike Massaro, Gary, June 24, 2012.

Home Runs

Most, Team, Season: 128, Lincoln, 2010.

Fewest, Team, Season: 20, Gary, 2013.

Most, Team, Game: 7, Sioux Falls, July 3, 2010 (vs. Sioux City).

Most, Team, Inning: 5, Kansas City, May 20, 2013 (vs. Lincoln).

Most, Batter, Season: 30, C.J. Ziegler, Wichita, 2013.

Most, Batter, Game: 4, John Allen, Fort Worth, August 16, 2008.

Grand Slams

Most, Batter, Season: 2, several.

Most, Batter, Game: 1, several.

RBI

Most, Team, Season: 597, Amarillo, 2011.

Fewest, Team, Season: 288, Grand Prairie, 2015.

Most, Team, Game: 25, Sioux Falls, August 22, 2008 and Grand Prairie, June 12, 2011.

Most, Batter, Season: 103, Cesar Nicolas, Grand Prairie, 2009.

Most, Batter, Game: 9, Brian Buchanan, St. Paul, July 20, 2006.

Extra-Base Hits

Most, Batter, Season: 64, Beau Torbert, Sioux Falls, 2010.

Most, Batter, Game: 4, several.

On-Base Percentage

Highest, Team, Season: .388, Wichita, 2011.

Lowest, Team, Season: .306, Grand Prairie, 2015.

Highest, Batter, Season: .490, Brian Myrow, Grand Prairie, 2012, and Chris Garcia, Shreveport, 2010.

Slugging Percentage

Highest, Team, Season: .504, Sioux Falls, 2010.

Lowest, Team, Season: .322, Grand Prairie, 2015.

Highest, Batter, Season: .702, Brandon Sing, Sioux Falls, 2010.

Sacrifice Hits

Most, Team, Season: 66, Sioux City, 2008.

Fewest, Team, Season: 6, Fargo-Moorhead, 2013.

Most, Team, Game: 6, Pensacola, August 3, 2007.

Most, Batter, Season: 19, Ben Thomas, St. Joe, 2006.

Sacrifice Flies

Most, Team, Season: 50, Sioux City, 2015.

Fewest, Team, Season: 19, Grand Prairie, 2015.

Most, Team, Game: 4, several.

Most, Batter, Season: 11, Rene Tosoni, Sioux City, 2015.

Hit by Pitch

Most, Team, Season: 74, Grand Prairie, 2013.

Fewest, Team, Season: 31, Sioux Falls, 2009.

Most, Team, Game: 6, St. Paul, May 24, 2006 (vs. Sioux Falls); Grand Prairie, June 26, 2011 (vs. El Paso); and Lincoln, July 4, 2012 (vs. El Paso).

Most, Batter, Season: 22, Jake Kahaulelio, Wichita, 2013.

Most, Batter, Game: 3, several.

Walks

Most, Team, Season: 438, Gary SouthShore, 2012.

Fewest, Team, Season: 238, Sioux City, 2013.

Most, Team, Game: 18, St. Paul, August 15, 2010 (vs. Lincoln).

Most, Team, Inning: 5, St. Joe, August 6, 2006.

Most, Batter, Season: 92, T.J. Mittelstaedt, Kansas City, 2014.

Most, Batter, Game: 5, several.

Intentional Walks

Most, Team, Season: 27, Gary SouthShore, 2011.

Fewest, Team, Season: 3, several.

Most, Team, Game: 3, several.

Most, Batter, Season: 10, several.

Most, Batter, Game: 3, Dan Meier, Sioux City, June 8, 2006.

Strikeouts

Most, Team, Season: 827, St. Joe, 2007.

Fewest, Team, Season: 463, Wichita, 2010.

Most, Team, Game: 23, Fargo-Moorhead, June 28, 2016 (vs. Sioux City)

Most, Both Teams, Game: 32, El Paso vs. Wichita, June 20, 2011.

Most, Batter, Season: 139, Victor Diaz, Grand Prairie, 2015.

Most, Batter, Game: 7, Angel Fermin, Sioux Falls, July 8, 2006.

Stolen Bases

Most, Team, Season: 188, Sioux City, 2015.

Fewest, Team, Season: 39, St. Paul, 2014.

Most, Team, Game: 8, several.

Most, Runner, Season: 57, Jovanny Rosario, Shreveport-Bossier, 2010.

Most, Runner, Game: 5, Ralph Santana, Sioux Falls, May 19, 2006.

Caught Stealing

Most, Team, Season: 56, Gary SouthShore, 2012.

Fewest, Team, Season: 13, St. Paul, 2014.

Most, Team, Game: 5, Pensacola, July 16, 2010.

Most, Runner, Season: 16, Alonzo Harris, St. Paul, 2015.

Most, Runner, Game: 3, Abel Nieves, Wichita, September 1, 2013.

Grounded into Double Play

Most, Team, Season: 129, Wichita, 2011.

Fewest, Team, Season: 49, St. Joe, 2007.

Most, Team, Game: 6, Gary SouthShore, May 26, 2014 (vs. Kansas City).

Most, Batter, Season: 26, Cristian Guerrero, Gary SouthShore/Sioux Falls, 2013.

Most, Batter, Game: 3, several.

Runners Left on Base

Most, Team, Season: 808, St. Paul, 2014.

Fewest, Team, Season: 642, Wichita, 2008.

Most, Team, Game: 23, Grand Prairie, August 17, 2012 (vs. El Paso).

Most, Both Teams, Game: 35, El Paso at Fort Worth (13 innings), July 19, 2009.

Pitching

Games

Most, Pitcher, Season: 58, Brendan Lafferty, Winnipeg, 2015.

Games Started

Most, Pitcher, Season: 24, Adam Champion, Sioux Falls, 2013.

Games Finished

Most, Pitcher, Season: 48, Marshall Schuler, Lincoln, 2014.

Complete Games

Most, Team, Season: 16, Fort Worth, 2007.

Fewest, Team, Season: 1, several.

Most, Pitcher, Season: 6, Jarrett Gardner, Lincoln, 2008; Jason Jarvis, Sioux City, 2012; and Matt Way, Laredo, 2012.

Shutouts

Most, Pitcher, Season: 4, Jeff Blitstein, Lincoln, 2006.

Innings Pitched

Most, Team, Season: 904.0, Amarillo, 2012.

Fewest, Team, Season: 775.1, Coastal Bend, 2007.

Most, Team, Game: 16.0, several.

Most, Pitcher, Season: 158.2, Mark Hamburger, St. Paul, 2016.

Most, Pitcher, Game: 10, several.

Earned-Run Average

Lowest, Team, Season: 3.04, Sioux City, 2015.

Highest, Team, Season: 7.21, El Paso, 2011.

Lowest, Players, Season: 1.75, Kyle Middleton, Pensacola, 2009.

Wins

Most, Pitcher, Season: 15, Josh Lowey, Wichita, 2012; Patrick Johnson, Sioux City, 2015; and Kramer Sneed, St. Paul, 2015.

Losses

Most, Pitcher, Season: 13, Jeremy Strawn, Kansas City/Sioux Falls, 2015.

Saves

Most, Team, Season: 36, Lincoln, 2014.

Fewest, Team, Season: 10, St. Joe, 2007.

Most, Pitcher, Season: 34, Marshall Schuler, Gary SouthShore, 2014.

Hits Allowed**Most, Team, Season:** 1209, El Paso, 2011.**Fewest, Team, Season:** 750, Sioux City, 2015.**Most, Team, Game:** 28, Shreveport, August 1, 2007 (vs. Pensacola) and El Paso, July 4, 2010 (vs. Shreveport).**Most, Pitcher, Season:** 194, Kyle Ruwe, Sioux Falls, 2014.**Most, Pitcher, Game:** 23, Andrew Romo, Amarillo, August 8, 2013 (vs. El Paso).**Most, Pitcher, Inning:** 10, Kyle Ruwe, Sioux Falls, June 13, 2014.**At-Bats Faced****Most, Team, Season:** 3,564, Shreveport-Bossier, 2011.**Fewest, Team, Season:** 3,074, Wichita, 2008.**Most, Pitcher, Season:** 622, Kyle Ruwe, Sioux Falls, 2013.**Batters Faced****Most, Team, Season:** 4,300, El Paso, 2011.**Fewest, Team, Season:** 3,481, Shreveport, 2006.**Most, Pitcher, Season:** 665, Kyle Ruwe, Sioux Falls, 2013.**Runs Allowed****Most, Team, Season:** 815, El Paso, 2011.**Fewest, Team, Season:** 344, Sioux City, 2015.**Most, Team, Game:** 26, Shreveport, August 22, 2008 (vs. Sioux Falls).**Most, Team, Inning:** 12, Sioux City, July 28, 2007 (vs. St. Paul).**Most, Pitcher, Season:** 101, Adam Champion, Sioux Falls, 2013, and Kyle Ruwe, Sioux Falls, 2014.**Most, Pitcher, Game:** 19, Andrew Romo, Amarillo, August 8, 2013 (vs. El Paso).**Most, Pitcher, Inning:** 10, Justin Lord, St. Paul, June 17, 2008.**Earned Runs Allowed****Most, Team, Season:** 706, El Paso, 2011.**Fewest, Team, Season:** 301, Sioux City, 2015.**Most, Team, Game:** 24, Shreveport, August 22, 2008 and Shreveport, July 4, 2010.**Most, Team, Inning:** 12, Sioux City, July 28, 2007.**Most, Pitcher, Season:** 101, Adam Champion, Sioux Falls, 2013.**Most, Pitcher, Game:** 17, Andrew Romo, Amarillo, August 8, 2013 (vs. El Paso).**Most, Pitcher, Inning:** 13, Kyle Ruwe, Sioux Falls, June 13, 2013.**Home Runs Allowed****Most, Team, Season:** 101, Sioux Falls, 2009.**Fewest, Team, Season:** 38, El Paso, 2007 and Wichita, 2009.**Most, Team, Game:** 7, Sioux City, July 3, 2010 (vs. Sioux Falls).**Most, Pitcher, Season:** 25, Ben Moore, Sioux Falls, 2009.**Most, Pitcher, Game:** 5, Mike Meyer, St. Paul, July 30, 2006 and Jeff Blitstein, St. Paul, August 20, 2008.**Most, Pitcher, Inning:** 3, Jake Schmidt, St. Paul, June 19, 2010.**Doubles Allowed****Most, Team, Season:** 246, Shreveport, 2011.**Fewest, Team, Season:** 121, Sioux City, 2015.**Triples Allowed****Most, Team, Season:** 47, Amarillo, 2011.**Fewest, Team, Season:** 7, St. Paul, 2016.**Sacrifice Hits Allowed****Most, Team, Season:** 51, Wichita, 2008.**Fewest, Team, Season:** 21, El Paso, 2008.**Most, Pitcher, Season:** 12, Jack Frawley, Fargo-Moorhead/Gary SouthShore, 2011.**Sacrifice Flies Allowed****Most, Team, Season:** 56, El Paso and Fort Worth, 2011.**Fewest, Team, Season:** 15, Lincoln, 2006.**Most, Pitcher, Season:** 10, Sam Smith, Pensacola, 2006 and Clegg Snipes, Pensacola, 2008.**Hit by Pitch Allowed****Most, Team, Season:** 79, El Paso, 2013.**Fewest, Team, Season:** 28, Ft. Worth, 2011 and Wichita, 2009.**Most, Team, Game:** 6, Sioux Falls, May 24, 2006 (vs. St. Paul); El Paso, June 26, 2011 (vs. Grand Prairie); and El Paso, July 4, 2012 (vs. Lincoln).**Most, Pitcher, Season:** 18, Jesen Merle, St. Joe, 2006.**Most, Pitcher, Game:** 4, several.**Most, Pitcher, Inning:** 3, Kevin Brower, El Paso, May 12, 2006 and Nick Singleton, Wichita, June 9, 2011.**Walks Allowed****Most, Team, Season:** 508, El Paso, 2010.**Fewest, Team, Season:** 230, Shreveport, 2006.**Most, Team, Game:** 18, Lincoln, August 15, 2010 (vs. St. Paul).**Most, Pitcher, Season:** 82, Trevor Fox, Sioux City, 2009 and Shaun Ellis, El Paso, 2010.**Most, Pitcher, Game:** 8, several.**Intentional Walks Allowed****Most, Team, Season:** 39, St. Paul, 2011.**Fewest, Team, Season:** 3, several.**Most, Team, Game:** 3, several.**Most, Pitcher, Season:** 10, Matt Long, St. Paul, 2011.**Most, Pitcher, Game:** 3, Dan Valentin, Fort Worth, July 1, 2007.**Strikeouts****Most, Team, Season:** 782, Wichita, 2013.**Fewest, Team, Season:** 479, Wichita, 2008.**Most, Team, Game:** 22, Wichita, May 20, 2011 (vs. El Paso).**Most, Pitcher, Season:** 157, Brandon Mann, Fargo-Moorhead, 2015.**Most, Pitcher, Game:** 17, several.**Wild Pitches****Most, Team, Season:** 114, Lincoln, 2010.**Fewest, Team, Season:** 26, Sioux City, 2011.**Most, Team, Game:** 8, El Paso, May 30, 2010.**Most, Pitcher, Season:** 26, Jim Paduch, Lincoln, 2010.**Most, Pitcher, Game:** 5, several.**Opponents' Batting Average****Highest, Team, Season:** .328, El Paso, 2011.**Lowest, Team, Season:** .229, Sioux City, 2015.**Highest, Pitcher, Season:** .370, David McWatters, El Paso, 2006.**Lowest, Pitcher, Season:** .190, Ryan Zimmerman, Sioux City, 2015.**Balks****Most, Team, Season:** 14, Pensacola, 2009.**Fewest, Team, Season:** 0, several.**Most, Team, Game:** 2, several.**Most, Pitcher, Season:** 6, Hunter Davis, Pensacola, 2009.**Most, Pitcher, Game:** 3, several.**Stolen Bases Allowed****Most, Team, Game:** 8, Lincoln, June 30, 2007 (vs. St. Paul); El Paso May 31, 2011 (vs. Shreveport) and Laredo, July 3, 2013 (vs. El Paso).**Most, Pitcher, Season:** 27, Christopher Smith, Wichita, 2013.**No-Hitters**

Pitcher	Team	Date	Opponent
Joel Kirsten	Fort Worth	August 21, 2006	El Paso
Will Savage	Wichita	June 23, 2009	Sioux City
Jarrett Gardner	Lincoln	June 25, 2009	El Paso
Karl Triana	Gary SouthShore	June 2, 2016	Kansas City

One-Hitters

Pitcher	Team	Date	Opponent
Dan Valentin	Fort Worth	July 20, 2007	Pensacola
Lenny Bays	Sioux Falls	August 13, 2007	Lincoln
Joel Kirsten	Fort Worth	June 3, 2008	Pensacola
Randy Beam	Pensacola	July 11, 2009	El Paso
Adam Cowart	Sioux Falls	May 21, 2011	Lincoln

Nick Singleton	Wichita	June 9, 2011	Sioux Falls
Jake Laber	Fargo-Moorhead	July 11, 2011	Sioux Falls
Matt Way	Laredo	June 15, 2012	El Paso
Pete Parese	Lincoln	July 5, 2013	Fargo-Moorhead
Dustin Crenshaw	Gary SouthShore	June 4, 2014	Sioux City
Michael Suk	Laredo	August 2, 2014	Amarillo
Tyler Herron	Fargo-Moorhead	June 1, 2016	Sioux City

Fielding

Fielding Percentage, Season: .981, Sioux City, 2016.

Putouts, Season: 2685, Winnipeg, 2011.

Putouts, Game: 51, Pensacola, August 3, 2007 (17 innings).

Assists, Season: 1226, El Paso, 2007.

Assists, Game: 27, Gary, August 8, 2012.

Errors, Season: 147, El Paso, 2006, and El Paso, 2013.

Errors, Game: 9, El Paso, August 24, 2013.

Total Chances, Season: 3973, El Paso, 2012.

Double Plays, Season: 133, El Paso, 2007.

Double Plays, Game: 6, Kansas City, May 26, 2014 (vs. Gary).

Triple Plays, Season: 1, several.

Passed Balls, Season: 38, Pensacola, 2006.

Passed Balls, Game: 5, St. Paul, August 5, 2007.

First Base

Percentage, Season: .998, Luke Murton, Sioux City, 2013.

Games, Season: 100, C.J. Ziegler, Wichita, 2013.

Putouts, Season: 943, Brandon Sing, Sioux Falls, 2010 and C.J. Ziegler, Wichita, 2013.

Putouts, Game: 21, Derek Schermerhorn, Wichita/Sioux City, August 12, 2008 and Steve Pearson, Wichita, May 20, 2009.

Assists, Season: 85, Trent Lockwood, Fort Worth, 2011.

Assists, Game: 4, several.

Errors, Season: 16, Tim Dorn, Pensacola, 2006 and C.J. Ziegler, Wichita, 2013.

Errors, Game: 3, Cesar Nicolas, Grand Prairie, May 21, 2009.

Total Chances, Season: 1020, C.J. Ziegler, Wichita, 2013.

Double Plays, Season: 107, Brandon Sing, Sioux Falls, 2010.

Second Base

Percentage, Season: .994, Joe Anthonson, Sioux Falls, 2010.

Games, Season: 100, Carlo Cota, Fargo-Moorhead, 2011.

Putouts, Season: 222, Carlo Cota, Fargo-Moorhead, 2011.

Putouts, Game: 8, Dan Kaczrowski, St. Paul, June 3, 2009.

Assists, Season: 341, Carlo Cota, Fargo-Moorhead, 2011.

Assists, Game: 11, Brandon Haywood, El Paso, July 21, 2006.

Errors, Season: 25, Antoin Gray, Pensacola, 2009.

Errors, Game: 3, several.

Total Chances, Season: 575, Carlo Cota, Fargo-Moorhead, 2011.

Double Plays, Season: 99, Carlo Cota, Fargo-Moorhead, 2012.

Third Base

Percentage, Season: .967, Michael Thompson, Wichita, 2009.

Games, Season: 99, Carlos Mendez, Sioux Falls, 2014.

Putouts, Season: 77, Michael Bell, Fort Worth, 2009.

Putouts, Game: 5, Chad Sosebee, St. Joe, July 5, 2007.

Assists, Season: 224, Terence Green, Fort Worth, 2006.

Assists, Game: 9, Lester Contreras, Pensacola, July 4, 2009.

Errors, Season: 42, Matt Imwalle, Sioux Falls, 2007.

Errors, Game: 4, Edwin Maldonado, Grand Prairie, June 4, 2008 and Landon Camp, Sioux City, July 5, 2009.

Total Chances, Season: 316, Terence Green, 2006.

Double Plays, Season: 28, Michael Thompson, Wichita, 2008.

Shortstop

Percentage, Season: .976, Ryan Khoury, Wichita, 2014 and Anthony Phillips, St. Paul,

2015.

Games, Season: 100, several.

Putouts, Season: 200, Arnoldo Ponce, El Paso, 2010.

Putouts, Game: 7, Tim Hutting, Sioux Falls, May 31, 2008.

Assists, Season: 357, Tim Hutting, Sioux Falls, 2010.

Assists, Game: 12, David Cooper, Gary, 2012.

Errors, Season: 32, Tony Garcia, Lincoln, 2007.

Errors, Game: 5, Jimmy Mojica, Kansas City, June 28, 2011 (vs. Winnipeg).

Total Chances, Season: 533, Albenis Machado, El Paso, 2007.

Double Plays, Season: 89, Tim Hutting, Sioux Falls, 2010 and Zach Penprase, Fargo-Moorhead, 2012.

Outfield

Percentage, Season: 1.000, several.

Games, Season: 100, Dustin Jones, Sioux City, 2011; Matt Forgatch, Lincoln 2013; and Matty Johnson, Sioux City, 2015.

Putouts, Season: 275, Dustin Jones, Sioux City, 2011.

Putouts, Game: 9, Anthony Cheky, Gary SouthShore, July 10, 2016.

Assists, Season: 15, Francisco Leandro, Sioux Falls, 2011.

Assists, Game: 2, several.

Errors, Season: 15, Denis Phipps, Laredo, 2015.

Errors, Game: 2, several.

Total Chances, Season: 290, Nick Van Stratten, Sioux Falls, 2013.

Double Plays, Season: 6, Ray Sadler, Kansas City, 2011.

Catcher

Percentage, Season: .997, Ken Lup, Sioux Falls, 2009 and Luis Alen, Winnipeg, 2014.

Games, Season: 94, Edwin Bellorin, Wichita, 2011.

Putouts, Season: 670, Brian Peterson, Laredo, 2013.

Putouts, Game: 21, Edwin Bellorin, Wichita, 2011.

Assists, Season: 74, Eddy Rodriguez, El Paso, 2009.

Assists, Game: 5, Jacob Wallis, Fort Worth, May 30, 2006.

Errors, Season: 17, Eddy Rodriguez, El Paso, 2009.

Errors, Game: 3, James Beaver, St. Joe, June 21, 2007 and Jeff Christy, July 19, 2010.

Total Chances, Season: 731, Brian Peterson, Laredo, 2013.

Double Plays, Season: 7, Brian Peterson, Shreveport-Bossier, 2010 and Petey Paramore, Fargo-Moorhead, 2014.

Passed Balls, Season: 28, Marcel Longmire, St. Paul, 2007.

Passed Balls, Game: 5, Marcel Longmire, St. Paul, August 5, 2007.

Pitcher

Percentage, Season: 1.000, several.

Games, Season: 58, Brendan Lafferty, Winnipeg, 2015.

Putouts, Season: 18, Charlie Ruud, St. Paul, 2008.

Putouts, Game: 3, several.

Assists, Season: 36, Jeff Blitstein, Lincoln, 2006.

Assists, Game: 6, several.

Errors, Season: 5, several.

Errors, Game: 4, Travis Kane, Sioux Falls, May 29, 2008.

Total Chances, Season: 51, Mike Meyer, St. Paul, 2006.

Double Plays, Season: 6, Richard Salazar, Sioux City, 2012.

Miscellaneous

Attendance

Highest, Team, Season: 413,482, St. Paul, 2016.

Highest, Team, Game: 13,406, El Paso, July 4, 2011.

Extra-Inning Games

Most Extra-Inning Wins, Team, Season: 10, Gary, 2016; Gary, 2011 and Pensacola, 2007.

Fewest Extra-Inning Wins, Team, Season: 0, several.

Most Extra-Inning Losses, Team, Season: 16, Fort Worth, 2007.

Fewest Extra-Inning Losses, Team, Season: 0, Kansas City, 2013.

Most Extra-Inning Games, Team, Season: 23, Ft. Worth, 2007 (7-16).

Fewest Extra-Inning Games, Team, Season: 1, Sioux Falls, 2014 (0-1).

Highest Extra-Inning Winning Percentage, Season: 1.000, Kansas City, 2013 (3-0).

Lowest Extra-Inning Winning Percentage, Season: .000, several.

Length of Game

Most Innings: 17 innings, Fort Worth vs. Pensacola, August 3, 2007.

Longest Nine-Inning Game Time: 4:32, Sioux City vs. Sioux Falls, August 1, 2007.

Longest Game Time (Extra Innings): 5:22, El Paso vs. Wichita, May 20, 2011 (15 innings)

Shortest Nine-Inning Game Time: 1:31, Shreveport vs. Pensacola, August 30, 2009.

Shortest Game (Fewer Than 9 Innings): 1:15, Sioux Falls vs. Wichita, June 8, 2010 (5 innings).

Losses

Most, Season: 68, Shreveport, 2008.

Fewest, Season: 25, Sioux City, 2015.

Most, Season, Home Games: 35, Grand Prairie, 2015.

Fewest, Season, Home Games: 9, Sioux Falls, 2010.

Most, Season, Road Games: 39, Sioux Falls, 2014 and Shreveport, 2008.

Fewest, Season, Road Games: 12, Sioux City, 2015.

Margin of Victory

Widest Margin of Victory: 22, El Paso (23) vs. Grand Prairie (1), July 14, 2009.

One-Run Games

Most One-Run Wins, Season: 21, Wichita, 2009.

Fewest One-Run Wins, Season: 5, El Paso, 2011 and St. Paul, 2008.

Most One-Run Losses, Season: 23, Shreveport, 2008.

Fewest One-Run Losses, Season: 4, Ft. Worth, 2006.

Most One-Run Games, Season: 37, Wichita, 2009 (21-16).

Fewest One-Run Games, Season: 16, Fargo-Moorhead, 2012 (10-6).

Highest One-Run Winning Percentage, Season: .810, Ft. Worth, 2006 (17-4).

Lowest One-Run Winning Percentage, Season: .233, Shreveport, 2008 (7-23).

Shutouts

Most Shutout Wins, Team, Season: 13, Laredo, 2015 and Sioux City, 2015.

Fewest Shutout Wins, Team, Season: 0, Pensacola, 2007 and St. Joe, 2007.

Most Shutout Losses, Team, Season: 15, Grand Prairie, 2015.

Fewest Shutout Losses, Team, Season: 0, Laredo, 2014.

Most Games With a Shutout, Team, Season: 22, Laredo, 2015 (13-9).

Fewest Games With a Shutout, Team, Season: 3, Grand Prairie, 2010 (1-2).

Highest Winning Percentage in Games With a Shutout, Team, Season: 1.000, Laredo, 2014 (10-0).

Lowest Winning Percentage in Games With a Shutout, Team, Season: .000, Pensacola, 2007 (0-4) and St. Joe, 2007 (0-2).

Streaks

Wins: 15, Pensacola, July 3-July 18, 2010.

Losses: 15, Grand Prairie, August 21-September 5, 2015.

Consecutive Games with Hit: 34, Stephen Douglas, El Paso/Grand Prairie, 2011.

Consecutive Games on Base: 56, Stephen Douglas, El Paso/Grand Prairie, 2011.

Winning Percentage

Highest, Team, Season: .750, Sioux City, 2015 (75-25).

Highest, Team, Season, Home Games: .813, Sioux Falls, 2010 (39-9).

Highest, Team, Season, Road Games: .760, Sioux City, 2015 (38-12).

Lowest, Team, Season: .277, Shreveport, 2008 (27-68).

Lowest, Team, Season, Home Games: .300, Grand Prairie, 2015 (15-35).

Lowest, Team, Season, Road Games: .188, Shreveport, 2008 (9-39).

Wins

Most, Team, Season: 75, Sioux City, 2015.

Most, Team, Season, Home Games: 39, Wichita, 2014 and Sioux Falls, 2010.

Most, Team, Season, Road Games: 38, Sioux City, 2015.

Fewest, Team, Season: 26, Shreveport, 2008.

Fewest, Team, Season, Home Games: 15, El Paso, 2010 and Grand Prairie, 2015.

Fewest, Team, Season, Road Games: 9, Shreveport, 2008.

AMERICAN ASSOCIATION CAREER RECORDS

Hits

1	David Espinosa	Grand Prairie (2008-11), Lincoln (2012-13), Kansas City (2014), Wichita (2014-15), St. Paul (2015)	801
2	John Allen	Fort Worth (2007-11), Laredo (2012-13)	734
3	Marcos Rodriguez	Pensacola (2007, 2009-10), Fort Worth (2011), Fargo (2012), Laredo (2013), Sioux Falls (2013)	694
4	Brian Fryer	Coastal Bend (2006-07), Fort Worth (2007-11)	670
5	Jimmy Mojica	St. Joe (2006), St. Paul (2008), Pensacola (2009), Kansas City (2011, 2016), Wichita (2011), Laredo (2012-13, 2015), Grand Prairie (2014)	643
6	Luis Alen	Winnipeg (2011-15), Lincoln (2016)	628

Runs

1	David Espinosa	Grand Prairie (2008-11), Lincoln (2012-13), Kansas City (2014), Wichita (2014-15), St. Paul (2015)	479
2	Zach Penprase	Fargo-Moorhead (2011-15)	380
3	Jimmy Mojica	St. Joe (2006), St. Paul (2008), Pensacola (2009), Kansas City (2011, 2016), Wichita (2011), Laredo (2012-13, 2015), Grand Prairie (2014)	370
4	John Allen	Fort Worth (2007-11), Laredo (2012-13)	369
5	Reggie Abercrombie	Sioux Falls (2010-13), Winnipeg (2014-16)	364
6	Maikol Gonzalez	El Paso (2011-13), Lincoln (2014), Joplin (2015), Winnipeg (2016)	362

Doubles

1	John Allen	Fort Worth (2007-11), Laredo (2012-13)	164
2	Jorge Alvarez	El Paso (2006-09), Shreveport (2009-10), Grand Prairie (2012)	134
3	David Espinosa	Grand Prairie (2008-11), Lincoln (2012-13), Kansas City (2014), Wichita (2014-15), St. Paul (2015)	131
4	Andres Rodriguez	Shreveport (2009-11), Grand Prairie (2012-14), Amarillo (2014)	126
5	Marcos Rodriguez	Pensacola (2007, 2009-10), Fort Worth (2011), Fargo (2012), Laredo (2013), Sioux Falls (2013)	121
6	Josh Mazzola	Winnipeg (2012-15), Fargo-Moorhead (2016)	112

Triples

1	David Espinosa	Grand Prairie (2008-11), Lincoln (2012-13), Kansas City (2014), Wichita (2014-15), St. Paul (2015)	46
2	Mike Massaro	Gary SouthShore (2011-13)	45
3	Keanon Simon	Kansas City (2011), Grand Prairie (2012-13)	29
4	Mike Conroy	Grand Prairie (2008-09), Wichita (2011-12)	28
5	Maikol Gonzalez	El Paso (2011-13), Lincoln (2014), Joplin (2015), Winnipeg (2016)	25
6	Matt Forgatch	Laredo (2012), Gary (2012), Lincoln (2012-15)	20
	Jimmy Mojica	St. Joe (2006), St. Paul (2008), Pensacola (2009), Kansas City (2011, 2016), Wichita (2011), Laredo (2012-13, 2015), Grand Prairie (2014)	20
	Jake Whitesides	St. Joe (2006-07)	20

Home Runs

1	Reggie Abercrombie	Sioux Falls (2010-13), Winnipeg (2014-16)	99
2	Josh Mazzola	Winnipeg (2012-15), Fargo-Moorhead (2016)	90
3	John Allen	Fort Worth (2007-11), Laredo (2012-13)	87
4	Ray Sadler	Kansas City (2011-14), Winnipeg (2013-14)	77
5	Brandon Sing	Pensacola (2008), Sioux Falls (2010-11)	73
6	Ole Sheldon	St. Paul (2009-13)	67

Runs Batted In

1	John Allen	Fort Worth (2007-11), Laredo (2012-13)	445
2	Reggie Abercrombie	Sioux Falls (2010-13), Winnipeg (2014-16)	392
3	Josh Mazzola	Winnipeg (2012-15), Fargo-Moorhead (2016)	347
4	David Espinosa	Grand Prairie (2008-11), Lincoln (2012-13), Kansas City (2014), Wichita (2014-15), St. Paul (2015)	346
5	Andres Rodriguez	Shreveport (2009-11), Grand Prairie (2012-14), Amarillo (2014)	339
6	Jorge Alvarez	El Paso (2006-09), Shreveport (2009-10), Grand Prairie (2012)	335

Stolen Bases

1	Maikol Gonzalez	El Paso (2011-13), Lincoln (2014), Joplin (2015), Winnipeg (2016)	189
2	Zach Penprase	Fargo-Moorhead (2011-15)	169
3	Reggie Abercrombie	Sioux Falls (2010-13), Winnipeg (2014-16)	131
4	Brian Fryer	Coastal Bend (2006-07), Fort Worth (2007-11)	118
5	David Espinosa	Grand Prairie (2008-11), Lincoln (2012-13), Kansas City (2014), Wichita (2014-15), St. Paul (2015)	112
6	Matt Forgatch	Laredo (2012), Gary (2012), Lincoln (2012-15)	110

Wins

1	Ben Moore	Sioux Falls (2008-11, 2013-14)	55
2	Kyle Ruwe	Lincoln (2006-07), Sioux Falls (2011, 2013-14), St. Paul (2012)	45
	Richard Salazar	Wichita (2008-09), Shreveport (2009-11), Sioux City (2011-13)	45
4	Derek Blacksher	Wichita (2009, 2011-12), Grand Prairie (2013), Amarillo (2014)	43
	Robert Coe	St. Paul (2011-12, 2014-16)	43
6	Charlie Ruud	St. Paul (2006-09)	39

Losses

1	Jason Jarvis	Lincoln (2008), Sioux City (2011-13), Winnipeg (2013-14), Grand Prairie (2014-15)	42
	Ben Moore	Sioux Falls (2008-11, 2013-14)	42
3	Derek Blacksher	Wichita (2009, 2011-12), Grand Prairie (2013), Amarillo (2014)	33
	Ty Marotz	Sioux City (2006-12)	33
5	Joel Kirsten	Fort Worth (2006-11), Shreveport (2011)	31
	Kyle Ruwe	Lincoln (2006-07), Sioux Falls (2011, 2013-14), St. Paul (2012)	31

Saves

1	Kris Regas	Sioux Falls (2007-09, 2016), Kansas City (2014-15)	70
2	Chris Thompson	Pensacola (2007), El Paso (2008-09), Lincoln (2009-10)	65
3	Josh Dew	Wichita (2011-13)	56
4	Justin Dowdy	Shreveport (2009), Wichita (2009-10), Grand Prairie (2012-13)	53
5	Brett Reid	Sioux City (2007-10)	52
6	Jon Hunton	Coastal Bend (2007), Fort Worth (2008), Grand Prairie (2011), Laredo (2012)	51

Games Pitched

1	Dustin Cameron	El Paso (2006-07), Pensacola (2008), Fort Worth (2009-10), Wichita (2010), Grand Prairie (2011, 2014)	206
2	Kris Regas	Sioux Falls (2007-09, 2016), Kansas City (2014-15)	201
3	Chad Povich	Sioux City (2010), Amarillo (2011-12), Laredo (2013-15)	198
4	Joe Harris	Fargo-Moorhead (2011-15)	166
	Brendan Lafferty	Winnipeg (2013-15)	166
6	Vinnie DeChristofaro	St. Joe (2006-07), Grand Prairie (2008-09)	160

Innings Pitched

1	Ben Moore	Sioux Falls (2008-11, 2013-14)	797.1
2	Joel Kirsten	Fort Worth (2006-11), Shreveport (2011)	686.2
3	Richard Salazar	Wichita (2008-09), Shreveport (2009-11), Sioux City (2011-13)	658.1
4	Kyle Ruwe	Lincoln (2006-07), Sioux Falls (2011, 2013-14), St. Paul (2012)	654.2
5	Derek Blacksher	Wichita (2009, 2011-12), Grand Prairie (2013), Amarillo (2014)	636.2
6	Jason Jarvis	Lincoln (2008), Sioux City (2011-13), Winnipeg (2013-14), Grand Prairie (2014-15)	577.1

Walks

1	Robert Coe	St. Paul (2011-12, 2014-16)	230
2	Richard Salazar	Wichita (2008-09), Shreveport (2009-11), Sioux City (2011-13)	203
3	Derek Blacksher	Wichita (2009, 2011-12), Grand Prairie (2013), Amarillo (2014)	198
4	Ty Marotz	Sioux City (2006-12)	196
5	Jake Laber	Fargo-Moorhead (2011-14)	190
6	Joel Kirsten	Fort Worth (2006-11), Shreveport (2011)	188

Strikeouts

1	Ben Moore	Sioux Falls (2008-11, 2013-14)	701
2	Richard Salazar	Wichita (2008-09), Shreveport (2009-11), Sioux City (2011-13)	460
3	Joel Kirsten	Fort Worth (2006-11), Shreveport (2011)	438
4	Derek Blacksher	Wichita (2009, 2011-12), Grand Prairie (2013), Amarillo (2014)	429
5	Ty Marotz	Sioux City (2006-12)	400
6	Nick Singleton	Sioux City (2008-09), Wichita (2010-11), Kansas City (2012)	374

AMERICAN ASSOCIATION SINGLE-SEASON RECORDS

Batting Average

1	Blake Gailen	2011	Lincoln	.406
2	Beau Torbert	2010	Sioux Falls	.394
3	Chris Garcia	2010	Shreveport	.383
4	Greg Porter	2010	Grand Prairie	.379
5	Stephen Douglas	2011	El Paso, Grand Prairie	.3782
6	Pichi Balet	2006	Laredo	.3778

Runs Scored

1	Fehlandt Lentini	2011	Amarillo, Winnipeg	98
2	Zach Penprase	2012	Fargo-Moorhead	95
	Ryan Patterson	2011	Wichita, Fort Worth, St. Paul	95
4	Jake Kahalelio	2013	Wichita	91
5	Reggie Abercrombie	2010	Sioux Falls	89
6	Grant Richardson	2008	Sioux Falls	88
	Daniel Pulfer	2014	Gary SouthShore	88

Hits

1	Stephen Douglas	2011	El Paso, Grand Prairie	160
2	Beau Torbert	2010	Sioux Falls	155
3	Drew Martinez	2014	Gary SouthShore	153
4	Tyler Kuhn	2014	Winnipeg	148
	Jorge Alvarez	2007	El Paso	148
6	Nick Van Stratten	2014	Laredo	145

Doubles

1	Jorge Alvarez	2007	El Paso	43
2	C.J. Retherford	2014	Fargo-Moorhead	40
3	Cory Patton	2013	Amarillo	38
	Lee Cruz	2011	Amarillo	38
	Stephen Douglas	2011	El Paso, Grand Prairie	38
	Fehlandt Lentini	2011	Amarillo, Winnipeg	38
	Jason Cooper	2010	St. Paul	38
	Beau Torbert	2010	Sioux Falls	38

Triples

1	Mike Massaro	2013	Gary SouthShore	17
2	Mike Massaro	2011	Gary SouthShore	16
	Keanon Simon	2011	Kansas City	16
4	David Espinosa	2014	Kansas City, Wichita	15
5	Nick Van Stratten	2013	Sioux Falls	14
6	Jake Whitesides	2006	St. Joe	13

Home Runs

1	C.J. Ziegler	2013	Wichita	30
2	Tim Pahuta	2013	Sioux Falls	29
3	Ian Gac	2014	Lincoln	27
	Brandon Sing	2010	Sioux Falls	27
5	Travis Denker	2014	Laredo	25
6	Denis Phipps	2016	Laredo	24
	Burt Reynolds	2016	Texas/Laredo	24
	Brandon Sing	2011	Sioux Falls	24
	Beau Torbert	2010	Sioux Falls	24

Runs Batted In

1	Cesar Nicolas	2009	Grand Prairie	103
2	Ray Sadler	2011	Kansas City	100
	Beau Torbert	2010	Sioux Falls	100
4	C.J. Ziegler	2013	Wichita	99
5	Lee Cruz	2011	Amarillo	94
6	John Allen	2010	Fort Worth	92

Stolen Bases

1	Jovanny Rosario	2010	Shreveport	57
2	Brian Fryer	2008	Fort Worth	50
3	Maikol Gonzalez	2013	Lincoln	47
	Zach Penprase	2012	Fargo-Moorhead	47
5	Maikol Gonzalez	2015	Joplin	46
6	Michael Lang	2015	Sioux City	45
	Evan Tartaglia	2006	Lincoln, Coastal Bend	45

Earned-Run Average

1	Kyle Middleton	2009	Pensacola	1.75
2	Ryan Zimmerman	2015	Sioux City	1.80
3	Greg Holle	2015	Laredo	2.00
4	Patrick Johnson	2015	Sioux City	2.08
5	Lindsey Caughel	2016	Lincoln	2.09
6	Lindsay Gulin	2006	Lincoln	2.10

Wins

1	Patrick Johnson	2015	Sioux City	15
	Kramer Sneed	2015	St. Paul	15
	Josh Lowey	2012	Wichita	15
4	Dustin Crenshaw	2015	St. Paul	14
	Ryan Zimmerman	2015	Sioux City	14
	Josh Rainwater	2011	Grand Prairie	14
	Pedro Flores	2008	Fort Worth	14
	Cory Walters	2006	Fort Worth	14

Losses

1	Jeremy Strawn	2015	Kansas City, Sioux Falls	13
2	Bennett Whitmore	2015	Grand Prairie	12
	Andy Noga	2013	Sioux City	12
	Dusty Bergman	2008	Sioux City, Lincoln	12
	Justin Phillips	2008	Shreveport	12
	Brian Buchanan	2007	St. Joe, Sioux City	12
	T.J. Hendricks	2007	Coastal Bend, Shreveport	12

Saves

1	Marshall Schuler	2014	Lincoln	34
2	Chris Thompson	2009	El Paso, Lincoln	30
	Kris Regas	2008	Sioux Falls	30
4	Tom Boleska	2012	Fargo-Moorhead	29
5	Josh Dew	2013	Wichita	27
	R.J. Rodriguez	2013	Lincoln	27

Games Pitched				
1	Brendan Lafferty	2015	Winnipeg	58
2	Jared Simon	2012	Wichita	57
	Nick Walters	2012	Sioux City	57
4	Brendan Rafferty	2014	Winnipeg	55
	Ronnie Morales	2012	Grand Prairie	55
6	Dustin Pease	2010	Wichita	54

Innings Pitched				
1	Mark Hamburger	2016	St. Paul	158.2
2	Charle Rosario	2016	Gary SouthShore	155.1
	Ben Moore	2013	Sioux Falls	155.1
	Kyle Ruwe	2013	Sioux Falls	155.1
5	Matt Larkins	2015	Amarillo	152.0
6	Mark Hamburger	2013	St. Paul	149.0

Walks				
1	Shaun Ellis	2010	El Paso	82
	Trevor Fox	2009	Sioux City	82
3	Tyler Pearson	2015	Amarillo, Sioux Falls	76
4	Tyler Pearson	2014	Laredo	72
	Junior Guerra	2011	Wichita	72
6	Osvaldo Rodriguez	2011	Shreveport	71

Strikeouts				
1	Brandon Mann	2015	Fargo-Moorhead	157
2	Tyler Alexander	2016	Fargo-Moorhead	156
3	Ben Moore	2011	Sioux Falls	144
4	Patrick Johnson	2015	Sioux City	132
5	Ben Moore	2013	Sioux Falls	131
6	Junior Guerra	2013	Wichita	126
	Ben Moore	2010	Sioux Falls	126

Master League Schedule - All times Central.

Thursday, May 18

Winnipeg at Cleburne6:05
 Gary at St. Paul.....7:05
 Sioux Falls at Sioux City.....7:05
 Fargo at Texas.....7:05
 Salina at Wichita7:05

Friday, May 19

Lincoln at Kansas City.....7:05
 Gary at St. Paul.....7:05
 Sioux Falls at Sioux City.....7:05
 Fargo at Texas.....7:05
 Salina at Wichita7:05
 Winnipeg at Cleburne7:06

Saturday, May 20

Sioux City at Sioux Falls.....6:05
 Lincoln at Kansas City.....7:05
 Gary at St. Paul.....7:05
 Fargo at Texas.....7:05
 Salina at Wichita7:05
 Winnipeg at Cleburne7:06

Sunday, May 21

Lincoln at Kansas City.....1:05
 Salina at Wichita1:05
 Winnipeg at Cleburne2:05
 Sioux City at Sioux Falls.....4:05
 Gary at St. Paul.....5:05
 Fargo at Texas.....6:05

Monday, May 22

Winnipeg vs. Salina* 12:00
 Gary at Kansas City7:05
 Lincoln at Sioux City.....7:05
 St. Paul at Sioux Falls.....7:05
 Wichita at Texas.....7:05
 Fargo at Cleburne.....7:06
 * - at Wichita, Kan.

Tuesday, May 23

Fargo at Cleburne..... 11:05a
 Lincoln at Sioux City 11:05a
 Wichita at Texas..... 11:05a
 Winnipeg vs. Salina* 12:00
 Gary at Kansas City7:05
 St. Paul at Sioux Falls.....7:05
 * - at Wichita, Kan.

Wednesday, May 24

Fargo at Cleburne..... 11:05a
 Wichita at Texas..... 11:05a
 Winnipeg vs. Salina* 12:00
 Gary at Kansas City7:05
 Lincoln at Sioux City.....7:05
 St. Paul at Sioux Falls.....7:05
 * - at Wichita, Kan.

Thursday, May 25

Fargo vs. Salina* (DH)3:00
 Cleburne at Lincoln6:45
 Winnipeg at Wichita.....7:05
 * - at Kansas City, Kan.

Friday, May 26

Fargo vs. Salina*1:00
 Cleburne at Lincoln6:45
 Kansas City at St. Paul7:05
 Sioux Falls at Sioux City.....7:05
 Winnipeg at Wichita.....7:05
 Texas at Gary.....7:10
 * - at Kansas City, Kan.

Saturday, May 27

Texas at Gary.....3:10
 Cleburne at Lincoln6:45
 Kansas City at St. Paul7:05
 Sioux Falls at Sioux City.....7:05
 Winnipeg at Wichita.....7:05

Sunday, May 28

Cleburne at Lincoln2:05
 Kansas City at St. Paul5:05
 Sioux Falls at Sioux City.....6:05
 Texas at Gary.....6:10

Monday, May 29

Kansas City at Gary4:10
 Sioux City at Fargo.....6:00
 Texas at Lincoln6:45
 Sioux Falls at Winnipeg.....7:00
 Salina at Wichita7:05
 St. Paul at Cleburne7:06

Tuesday, May 30

Texas at Lincoln6:45
 Sioux Falls at Winnipeg.....7:00
 Sioux City at Fargo.....7:02
 Salina at Wichita7:05
 St. Paul at Cleburne7:06
 Kansas City at Gary7:10

Wednesday, May 31

Sioux Falls at Winnipeg ... 11:00a
 Texas at Lincoln6:45
 Sioux City at Fargo.....7:02
 Salina at Wichita7:05
 St. Paul at Cleburne7:06
 Kansas City at Gary7:10

Thursday, June 1

Sioux Falls at Winnipeg.....7:00
 Sioux City at Fargo.....7:02
 Salina at Wichita7:05
 St. Paul at Cleburne7:06
 Kansas City at Gary7:10

Friday, June 2

St. Paul vs. Salina*3:00
 Lincoln at Winnipeg7:00
 Wichita at Fargo7:02
 Gary at Sioux City.....7:05
 Kansas City at Sioux Falls ...7:05
 Texas at Cleburne.....7:06
 * - at Cleburne, Texas.

Saturday, June 3

St. Paul vs. Salina* 12:00
 Lincoln at Winnipeg6:00
 Wichita at Fargo6:00
 Kansas City at Sioux Falls....6:05
 Gary at Sioux City.....7:05
 Texas at Cleburne.....7:06
 * - at Cleburne, Texas.

Sunday, June 4

St. Paul vs. Salina* 12:00
 Wichita at Fargo1:00
 Lincoln at Winnipeg1:00
 Kansas City at Sioux Falls.... 4:05
 Texas at Cleburne.....6:05
 Gary at Sioux City.....6:05
 * - at Cleburne, Texas.

Monday, June 5

Wichita at Kansas City7:05
 St. Paul at Texas.....7:05
 Salina at Cleburne.....7:06
 Fargo at Gary.....7:10

Tuesday, June 6

Sioux Falls at Lincoln.....6:45
 Wichita at Kansas City7:05
 Winnipeg at Sioux City.....7:05
 St. Paul at Texas.....7:05
 Salina at Cleburne.....7:06
 Fargo at Gary.....7:10

Wednesday, June 7

Wichita at Kansas City ... 11:05a
 Sioux Falls at Lincoln.....6:45
 Winnipeg at Sioux City.....7:05
 St. Paul at Texas.....7:05
 Salina at Cleburne.....7:06
 Fargo at Gary.....7:10

Thursday, June 8

Sioux Falls at Lincoln.....6:45
 St. Paul at Kansas City7:05
 Winnipeg at Sioux City.....7:05
 Wichita at Texas.....7:05
 Fargo at Gary.....7:10

Friday, June 9

Salina at Lincoln.....6:45
 Winnipeg at Fargo.....7:02
 St. Paul at Kansas City.....7:05
 Cleburne at Sioux Falls.....7:05
 Wichita at Texas.....7:05
 Sioux City at Gary.....7:10

Saturday, June 10

Winnipeg at Fargo.....6:00
 Cleburne at Sioux Falls.....6:05
 Sioux City at Gary.....6:10
 Salina at Lincoln.....6:45
 St. Paul at Kansas City.....7:05
 Wichita at Texas.....7:05

Sunday, June 11

Cleburne at Sioux Falls....12:05
 Winnipeg at Fargo.....1:00
 Salina at Lincoln.....2:05
 Sioux City at Gary.....2:10

Monday, June 12

Texas at Winnipeg.....7:00
 Lincoln at Fargo.....7:02
 Sioux City at St. Paul.....7:05
 Gary at Sioux Falls.....7:05
 Kansas City at Wichita.....7:05
 Salina at Cleburne.....7:06

Tuesday, June 13

Texas at Winnipeg.....11:00a
 Lincoln at Fargo.....7:02
 Sioux City at St. Paul.....7:05
 Gary at Sioux Falls.....7:05
 Kansas City at Wichita.....7:05
 Salina at Cleburne.....7:06

Wednesday, June 14

Kansas City at Wichita...11:05a
 Sioux City at St. Paul.....1:05
 Texas at Winnipeg.....7:00
 Lincoln at Fargo.....7:02
 Gary at Sioux Falls.....7:05
 Salina at Cleburne.....7:06

Thursday, June 15

Lincoln at Fargo.....12:30
 Texas at Winnipeg.....7:00
 Gary at Sioux Falls.....7:05
 Kansas City at Wichita.....7:05
 Salina at Cleburne.....7:06

Friday, June 16

Gary at Lincoln.....6:45
 St. Paul at Winnipeg.....7:00
 Salina at Kansas City.....7:05
 Texas at Sioux City.....7:05
 Fargo at Wichita.....7:05
 Sioux Falls at Cleburne.....7:06

Saturday, June 17

St. Paul at Winnipeg.....6:00
 Gary at Lincoln.....6:45
 Salina at Kansas City.....7:05
 Texas at Sioux City.....7:05
 Fargo at Wichita.....7:05
 Sioux Falls at Cleburne.....7:06

Sunday, June 18

St. Paul at Winnipeg.....1:00
 Salina at Kansas City.....1:05
 Fargo at Wichita.....1:05
 Sioux Falls at Cleburne.....2:05
 Gary at Lincoln.....2:05
 Texas at Sioux City.....6:05

Monday, June 19

Winnipeg at Lincoln.....6:45
 Wichita at Salina.....7:00
 Fargo at Kansas City.....7:05
 St. Paul at Sioux Falls.....7:05
 Cleburne at Texas.....7:05
 Sioux City at Gary.....7:10

Tuesday, June 20

Wichita at Salina.....11:00a
 Winnipeg at Lincoln.....6:45
 Fargo at Kansas City.....7:05
 St. Paul at Sioux Falls.....7:05
 Cleburne at Texas.....7:05
 Sioux City at Gary.....7:10

Wednesday, June 21

St. Paul at Sioux Falls.....12:05
 Sioux City at Gary.....12:10
 Wichita at Salina (DH).....5:00
 Winnipeg at Lincoln.....6:45
 Fargo at Kansas City.....7:05
 Cleburne at Texas.....7:05

Thursday, June 22

Sioux City at Kansas City.....7:05
 Winnipeg at St. Paul.....7:05
 Lincoln at Texas.....7:05

Friday, June 23

Gary at Fargo.....7:02
 Sioux City at Kansas City.....7:05
 Winnipeg at St. Paul.....7:05
 Salina at Sioux Falls.....7:05
 Lincoln at Texas.....7:05
 Cleburne at Wichita.....7:05

Saturday, June 24

Gary at Fargo.....6:00
 Salina at Sioux Falls.....6:05
 Sioux City at Kansas City.....7:05
 Winnipeg at St. Paul.....7:05
 Lincoln at Texas.....7:05
 Cleburne at Wichita.....7:05

Sunday, June 25

Gary at Fargo.....1:00
 Sioux City at Kansas City.....1:05
 Cleburne at Wichita.....1:05
 Salina at Sioux Falls.....4:05
 Winnipeg at St. Paul.....5:05
 Lincoln at Texas.....6:05

Monday, June 26

Sioux Falls at Fargo.....7:02
 Texas at Wichita.....7:05
 Salina at Cleburne.....7:06

Tuesday, June 27

Kansas City at Lincoln.....6:45
 Gary at Winnipeg.....7:00
 Sioux Falls at Fargo.....7:02
 Sioux City at St. Paul.....7:05
 Texas at Wichita.....7:05
 Salina at Cleburne.....7:06

Wednesday, June 28

Kansas City at Lincoln.....6:45
 Gary at Winnipeg.....7:00
 Sioux Falls at Fargo.....7:02
 Sioux City at St. Paul.....7:05
 Texas at Wichita.....7:05
 Salina at Cleburne.....7:06

Thursday, June 29

Kansas City at Lincoln.....6:45
 Gary at Winnipeg.....7:00
 Sioux Falls at Fargo.....7:02
 Sioux City at St. Paul.....7:05
 Texas at Wichita.....7:05

Friday, June 30

Fargo at Lincoln.....6:45
 Sioux Falls at Winnipeg.....7:00
 Gary at St. Paul.....7:05
 Kansas City at Sioux City.....7:05
 Salina at Texas.....7:05
 Wichita at Cleburne.....7:06

Saturday, July 1

Salina at Texas.....11:05a
 Sioux Falls at Winnipeg.....4:00
 Fargo at Lincoln.....6:45
 Gary at St. Paul.....7:05
 Kansas City at Sioux City.....7:05
 Wichita at Cleburne.....7:06

Sunday, July 2

Sioux Falls at Winnipeg.....1:00
 Fargo at Lincoln.....2:05
 Gary at St. Paul.....5:05
 Wichita at Cleburne.....6:05
 Kansas City at Sioux City.....6:05
 Salina at Texas.....6:05

Monday, July 3

Sioux Falls at Kansas City....7:05
 St. Paul at Sioux City.....7:05
 Lincoln at Texas.....7:05
 Winnipeg at Wichita.....7:05
 Salina at Cleburne.....7:06
 Fargo at Gary.....7:10

Tuesday, July 4

Winnipeg at Wichita.....6:05
 Fargo at Gary.....6:10
 Sioux Falls at Kansas City....7:05
 St. Paul at Sioux City.....7:05
 Lincoln at Texas.....7:05
 Salina at Cleburne.....7:06

Wednesday, July 5

Sioux Falls at Kansas City....7:05
 St. Paul at Sioux City.....7:05
 Lincoln at Texas.....7:05
 Winnipeg at Wichita.....7:05
 Salina at Cleburne.....7:06
 Fargo at Gary.....7:10

Thursday, July 6

St. Paul at Fargo.....7:02
 Sioux City at Kansas City....7:05
 Lincoln at Cleburne.....7:06
 Winnipeg at Gary.....7:10

Friday, July 7

St. Paul at Fargo.....7:02
 Sioux City at Kansas City.....7:05
 Wichita at Sioux Falls.....7:05
 Salina at Texas.....7:05
 Lincoln at Cleburne.....7:06
 Winnipeg at Gary.....7:10

Saturday, July 8

St. Paul at Fargo.....6:00
 Wichita at Sioux Falls.....6:05
 Winnipeg at Gary.....6:10
 Sioux City at Kansas City.....7:05
 Salina at Texas.....7:05
 Lincoln at Cleburne.....7:06

Sunday, July 9

Sioux City at Kansas City....1:05
 Winnipeg at Gary.....2:10
 Wichita at Sioux Falls.....4:05
 Lincoln at Cleburne.....6:05
 Salina at Texas.....6:05

Monday, July 10

Sioux Falls at St. Paul.....7:05
 Texas at Cleburne.....7:06

Tuesday, July 11

Salina at Lincoln.....6:45
 Sioux City at Winnipeg.....7:00
 Kansas City at Fargo.....7:02
 Sioux Falls at St. Paul.....7:05
 Gary at Wichita.....7:05
 Texas at Cleburne.....7:06

Wednesday, July 12

Sioux Falls at St. Paul.....1:05
 Salina at Lincoln.....6:45
 Sioux City at Winnipeg.....7:00
 Kansas City at Fargo.....7:02
 Lincoln at Laredo.....7:05
 Gary at Wichita.....7:05
 Texas at Cleburne.....7:06

Thursday, July 13

Kansas City at Fargo.....12:30
 Salina at Lincoln.....6:45
 Sioux City at Winnipeg.....7:00
 Sioux Falls at St. Paul.....7:05
 Gary at Wichita.....7:05

Friday, July 14

Cleburne at Lincoln.....6:45
 Kansas City at Winnipeg....7:00
 Fargo at St. Paul.....7:05
 Texas at Sioux City.....7:05
 Sioux Falls at Wichita.....7:05
 Salina at Gary.....7:10

Saturday, July 15

Kansas City at Winnipeg....6:00
 Salina at Gary.....6:10
 Cleburne at Lincoln.....6:45
 Fargo at St. Paul.....7:05
 Texas at Sioux City.....7:05
 Sioux Falls at Wichita.....7:05

Sunday, July 16

Kansas City at Winnipeg....1:00
 Sioux Falls at Wichita.....1:05
 Cleburne at Lincoln.....2:05
 Salina at Gary.....2:10
 Fargo at St. Paul.....5:05
 Texas at Sioux City.....6:05

Monday, July 17

St. Paul at Winnipeg.....7:00
 Cleburne at Lincoln.....7:05

Tuesday, July 18

St. Paul at Winnipeg.....7:00
 Lincoln at Kansas City.....7:05
 Salina at Sioux City.....7:05
 Fargo at Sioux Falls.....7:05
 Wichita at Texas.....7:05
 Cleburne at Gary.....7:10

Wednesday, July 19

St. Paul at Winnipeg.....11:00a
 Lincoln at Kansas City.....7:05
 Salina at Sioux City.....7:05
 Fargo at Sioux Falls.....7:05
 Wichita at Texas.....7:05
 Cleburne at Gary.....7:10

Thursday, July 20

Cleburne at Gary.....12:10
 Lincoln at Kansas City.....7:05
 Salina at Sioux City.....7:05
 Fargo at Sioux Falls.....7:05
 Wichita at Texas.....7:05

Friday, July 21

Wichita at Lincoln.....6:45
 Cleburne at Fargo.....7:02
 Winnipeg at Kansas City....7:05
 Salina at St. Paul.....7:05
 Sioux Falls at Texas.....7:05
 Sioux City at Gary.....7:10

Saturday, July 22

Cleburne at Fargo.....6:00
 Sioux City at Gary.....6:10
 Wichita at Lincoln.....6:45
 Winnipeg at Kansas City....7:05
 Salina at St. Paul.....7:05
 Sioux Falls at Texas.....7:05

Sunday, July 23

Cleburne at Fargo.....1:00
 Winnipeg at Kansas City....1:05
 Wichita at Lincoln.....2:05
 Sioux City at Gary.....2:10
 Salina at St. Paul.....5:05
 Sioux Falls at Texas.....6:05

Monday, July 24

No Games

Tuesday, July 25

All-Star Game at Ottawa...6:05

Wednesday, July 26

Texas at Kansas City.....7:05
 Sioux City at St. Paul.....7:05
 Wichita at Cleburne.....7:06
 Salina at Gary.....7:10

Thursday, July 27

Salina at Gary (DH Game 1)...1:10
 Fargo at Winnipeg.....7:00
 Texas at Kansas City.....7:05
 Sioux City at St. Paul.....7:05
 Lincoln at Sioux Falls.....7:05
 Wichita at Cleburne.....7:06
 Salina at Gary (DH Game 2)...7:10

Friday, July 28

Fargo at Winnipeg.....	7:00
Texas at Kansas City	7:05
St. Paul at Sioux City	7:05
Lincoln at Sioux Falls.....	7:05
Wichita at Cleburne.....	7:06
Salina at Gary	7:10

Saturday, July 29

Fargo at Winnipeg.....	6:00
Lincoln at Sioux Falls.....	6:05
Texas at Kansas City	7:05
St. Paul at Sioux City	7:05
Wichita at Cleburne.....	7:06

Sunday, July 30

Fargo at Winnipeg.....	1:05
St. Paul at Lincoln	2:05
Sioux City at Sioux Falls.....	4:05
Gary at Texas.....	6:05
Wichita at Salina	7:00

Monday, July 31

St. Paul at Lincoln	6:45
Wichita at Salina	7:00
Sioux Falls at Fargo	7:02
Winnipeg at Sioux City.....	7:05
Gary at Texas.....	7:05
Kansas City at Cleburne	7:06

Tuesday, August 1

St. Paul at Lincoln	6:45
Wichita at Salina	7:00
Sioux Falls at Fargo	7:02
Winnipeg at Sioux City.....	7:05
Gary at Texas.....	7:05
Kansas City at Cleburne	7:06

Wednesday, August 2

Sioux Falls at Fargo	7:02
Winnipeg at Sioux City.....	7:05
Kansas City at Cleburne	7:06

Thursday, August 3

Kansas City at Lincoln.....	6:45
Fargo at St. Paul.....	7:05
Wichita at Sioux City.....	7:05
Texas at Sioux Falls.....	7:05
Salina at Cleburne.....	7:06
Winnipeg at Gary.....	7:10

Friday, August 4

Kansas City at Lincoln.....	6:45
Fargo at St. Paul.....	7:05
Wichita at Sioux City.....	7:05
Texas at Sioux Falls.....	7:05
Salina at Cleburne.....	7:06
Winnipeg at Gary.....	7:10

Saturday, August 5

Texas at Sioux Falls.....	6:05
Winnipeg at Gary.....	6:10
Kansas City at Lincoln.....	6:45
Fargo at St. Paul.....	7:05
Wichita at Sioux City.....	7:05
Salina at Cleburne.....	7:06

Sunday, August 6

Texas at Sioux Falls.....	12:05
Kansas City at Lincoln.....	2:05
Winnipeg at Gary.....	2:10
Fargo at St. Paul.....	5:05
Wichita at Sioux City.....	6:05
Salina at Cleburne.....	7:06

Monday, August 7

Kansas City at Fargo.....	7:02
Sioux City at Cleburne	7:05
Winnipeg at Sioux Falls.....	7:05
Salina at Texas	7:05
Lincoln at Wichita	7:05
St. Paul at Gary.....	7:10

Tuesday, August 8

Kansas City at Fargo.....	7:02
Winnipeg at Sioux Falls.....	7:05
Salina at Texas	7:05
Lincoln at Wichita	7:05
Sioux City at Cleburne	7:06
St. Paul at Gary.....	7:10

Wednesday, August 9

Winnipeg at Sioux Falls.....	12:05
Kansas City at Fargo.....	7:02
Salina at Texas	7:05
Lincoln at Wichita	7:05
Sioux City at Cleburne	7:06
St. Paul at Gary.....	7:10

Thursday, August 10

Sioux City at Lincoln.....	6:45
Salina at Kansas City	7:05
Sioux Falls at St. Paul.....	7:05
Cleburne at Texas.....	7:05

Friday, August 11

Sioux City at Lincoln	6:45
Wichita at Winnipeg.....	7:00
Gary at Fargo.....	7:02
Salina at Kansas City.....	7:05
Sioux Falls at St. Paul.....	7:05
Cleburne at Texas.....	7:05

Saturday, August 12

Wichita at Winnipeg.....	6:00
Gary at Fargo.....	6:05
Sioux City at Lincoln.....	6:45
Salina at Kansas City.....	7:05
Sioux Falls at St. Paul.....	7:05
Cleburne at Texas.....	7:05

Sunday, August 13

Wichita at Winnipeg.....	1:00
Gary at Fargo.....	1:00
Salina at Kansas City.....	1:05
Sioux City at Lincoln.....	2:05
Sioux Falls at St. Paul.....	5:05
Cleburne at Texas.....	6:05

Monday, August 14

St. Paul at Winnipeg.....	7:00
Salina at Texas	7:05
Kansas City at Wichita	7:05
Lincoln at Cleburne	7:06

Tuesday, August 15

Salina at Texas.....	3:05
St. Paul at Winnipeg.....	7:00
Fargo at Sioux City.....	7:05
Kansas City at Wichita	7:05
Lincoln at Cleburne.....	7:06
Sioux Falls at Gary	7:10

Wednesday, August 16

Salina at Texas.....	3:05
St. Paul at Winnipeg.....	7:00
Fargo at Sioux City.....	7:05
Kansas City at Wichita	7:05
Lincoln at Cleburne.....	7:06
Sioux Falls at Gary	7:10

Thursday, August 17

St. Paul at Winnipeg.....	7:00
Fargo at Sioux City.....	7:05
Kansas City at Wichita	7:05
Sioux Falls at Gary	7:10

Friday, August 18

Winnipeg at Fargo.....	7:02
Gary at Kansas City	7:05
Cleburne at St. Paul.....	7:05
Lincoln at Sioux City.....	7:05
Salina at Sioux Falls.....	7:05
Texas at Wichita.....	7:05

Saturday, August 19

Winnipeg at Fargo.....	6:00
Salina at Sioux Falls.....	6:05
Gary at Kansas City	7:05
Cleburne at St. Paul.....	7:05
Lincoln at Sioux City.....	7:05
Texas at Wichita.....	7:05

Sunday, August 20

Salina at Sioux Falls.....	12:05
Winnipeg at Fargo.....	1:00
Texas at Wichita.....	1:05
Gary at Kansas City	2:05
Cleburne at St. Paul.....	5:05
Lincoln at Sioux City.....	6:05

Monday, August 21

Gary at Lincoln	12:00
Winnipeg at Fargo.....	7:02
Cleburne at Kansas City	7:05
Wichita at St. Paul.....	7:05
Salina at Texas	7:05

Tuesday, August 22

Gary at Lincoln	6:45
Sioux City at Winnipeg.....	7:00
Cleburne at Kansas City	7:05
Wichita at St. Paul.....	7:05
Fargo at Sioux Falls	7:05
Salina at Texas	7:05

Wednesday, August 23

Gary at Lincoln	11:00a
Sioux City at Winnipeg.....	7:00
Cleburne at Kansas City	7:05
Wichita at St. Paul.....	7:05
Fargo at Sioux Falls	7:05
Salina at Texas	7:05

Thursday, August 24

Gary at Lincoln	6:45
Sioux City at Winnipeg.....	7:00
Wichita at St. Paul.....	7:05
Fargo at Sioux Falls	7:05
Salina at Texas	7:05

Friday, August 25

Sioux City at Lincoln	6:45
Sioux Falls at Winnipeg.....	7:00
St. Paul at Fargo.....	7:02
Texas at Wichita.....	7:05
Salina at Cleburne	7:06
Kansas City at Gary	7:10

Saturday, August 26

St. Paul at Fargo.....	6:00
Sioux Falls at Winnipeg.....	6:00
Kansas City at Gary	6:10
Sioux City at Lincoln	6:45
Texas at Wichita.....	7:05
Salina at Cleburne	7:06

Sunday, August 27

St. Paul at Fargo.....	1:00
Sioux Falls at Winnipeg.....	1:00
Texas at Wichita.....	1:05
Sioux City at Lincoln	2:05
Kansas City at Gary	2:10
Salina at Cleburne	6:05

Monday, August 28

Salina at Texas	3:05
Lincoln at Fargo	7:02
Kansas City at Sioux City.....	7:05
Gary at Sioux Falls.....	7:05

Tuesday, August 29

Salina at Texas	3:05
Lincoln at Fargo	7:02
Winnipeg at St. Paul	7:05
Kansas City at Sioux City.....	7:05
Gary at Sioux Falls.....	7:05
Cleburne at Wichita.....	7:05

Wednesday, August 30

Salina at Texas	3:05
Lincoln at Fargo	7:02
Winnipeg at St. Paul	7:05
Kansas City at Sioux City.....	7:05
Gary at Sioux Falls.....	7:05
Cleburne at Wichita.....	7:05

Thursday, August 31

Lincoln at Fargo	12:30
Salina at Texas	3:05
Winnipeg at St. Paul	7:05
Kansas City at Sioux City.....	7:05
Gary at Sioux Falls.....	7:05
Cleburne at Wichita.....	7:05

Friday, September 1

Fargo at Winnipeg.....	7:00
St. Paul at Kansas City	7:05
Sioux City at Sioux Falls.....	7:05
Cleburne at Texas.....	7:05
Salina at Wichita	7:05
Lincoln at Gary	7:10

Saturday, September 2

Fargo at Winnipeg.....	6:00
Sioux City at Sioux Falls.....	6:05
Lincoln at Gary	6:10
St. Paul at Kansas City.....	7:05
Cleburne at Texas.....	7:05
Salina at Wichita	7:05

Sunday, September 3

Salina at Wichita	1:05
Fargo at Winnipeg.....	6:00
Sioux Falls at Sioux City.....	6:05
Cleburne at Texas.....	6:05
Lincoln at Gary	6:10
St. Paul at Kansas City	7:05

Monday, September 4

Fargo at Winnipeg.....	1:00
Cleburne at Texas.....	1:05
Lincoln at Gary	1:10
St. Paul at Kansas City	1:05
Salina at Wichita	2:05
Sioux Falls at Sioux City.....	2:05

Wednesday, September 6

Playoff Semifinals	
Division Winner vs. Division Winner	
Wild Card vs. Division Winner	

Thursday, September 7

Playoff Semifinals	
Division Winner vs. Division Winner	
Wild Card vs. Division Winner	

Friday, September 8

No games

Saturday, September 9

Playoff Semifinals	
Division Winner vs. Division Winner	
Wild Card vs. Division Winner	

Sunday, September 10

Playoff Semifinals	
(if necessary)	
Division Winner vs. Division Winner	
Wild Card vs. Division Winner	

Monday, September 11

Playoff Semifinals	
(if necessary)	
Division Winner vs. Division Winner	
Wild Card vs. Division Winner	

Tuesday, September 12

No games

Wednesday, September 13

Championship Series	
Team with best winning percentage at other first-round winner	

Thursday, September 14

Championship Series	
Team with best winning percentage at other first-round winner	

Friday, September 15

No games

Saturday, September 16

Championship Series	
Other first-round winner at team with best winning percentage	

Sunday, September 17

Championship Series	
Other first-round winner at team with best winning percentage (if necessary)	

Monday, September 18

Championship Series	
Other first-round winner at team with best winning percentage (if necessary)	



THE MARK OF A PRO[®]



THE OFFICIAL BATTING HELMET AND
BALL SUPPLIER OF MINOR LEAGUE BASEBALL[®]



THE OFFICIAL BATTING HELMET AND
BALL SUPPLIER OF MAJOR LEAGUE BASEBALL[®]

© Rawlings Sporting Goods Company, Inc.

Major League Baseball and Minor League Baseball trademarks and copyrights are used with permission of Major League Baseball Properties, Inc. Visit MLB.com and MiLB.com