

American Association

2014 MEDIA GUIDE



AMERICAN ASSOCIATION 2014 MEDIA GUIDE

1415 Highway 54 West, Suite 210,
Durham, NC 27707.
Phone: (919) 401-8150.
Fax: (919) 401-8152.

Web: AmericanAssociationBaseball.com.



LEAGUE ADMINISTRATION

Commissioner: Miles Wolff.
President: Dan Moushon.
Director of Umpires: Kevin Winn.
Administrative Assistant: Matt Krause.

LEAGUE DIRECTORS

Gary Elliston, Amarillo Sox	Jim Abel, Lincoln Saltdogs
Bruce Thom, Fargo-Moorhead RedHawks	Marv Goldklang, St. Paul Saints
John Bilbow, Grand Prairie AirHogs	John Roost, Sioux City Explorers
Patrick Salvi, Gary SouthShore RailCats	Brian Schoenborn, Sioux Falls Canaries
John Ehlerst, Kansas City T-Bones	Steve Ruud, Wichita Wingnuts
Mark Schuster, Laredo Lemurs	Sam Katz, Winnipeg Goldeyes

PLAYOFFS

Three division winners and one wild card play in best-of-five series. Winners play for best-of-five American Association championship.

ROSTER RULES

The roster limit for a American Association club is 22 players. An additional two players may be on the disabled list during the regular season. Of those 22 players, a maximum of five may be veterans and minimum of four must be rookies. The remaining players will be designated limited service players and of those LS players only six (6) may be LS-4.

During the pre-season, a maximum of 28 players may be under contract at any one time without regard to classification. The 22 active player roster must be met two days before the start of the regular season.

Definitions

Year of Service: A year of service for American Association players is 75 official at bats or more in a National Association or independent league or leagues, or 30 innings or more pitched in a National Association or independent league or leagues, in any season prior to the present calendar year. For independent and short season/rookie league service, the first two years of service equals one National Association year. For foreign players, the classification and salary level will be determined by the league office.

Rookie: A player with less than one year of service.

LS-1: A player with fewer than two years of service.

LS-2: A player with fewer than three years of service.

LS-3: A player with fewer than four years of service.

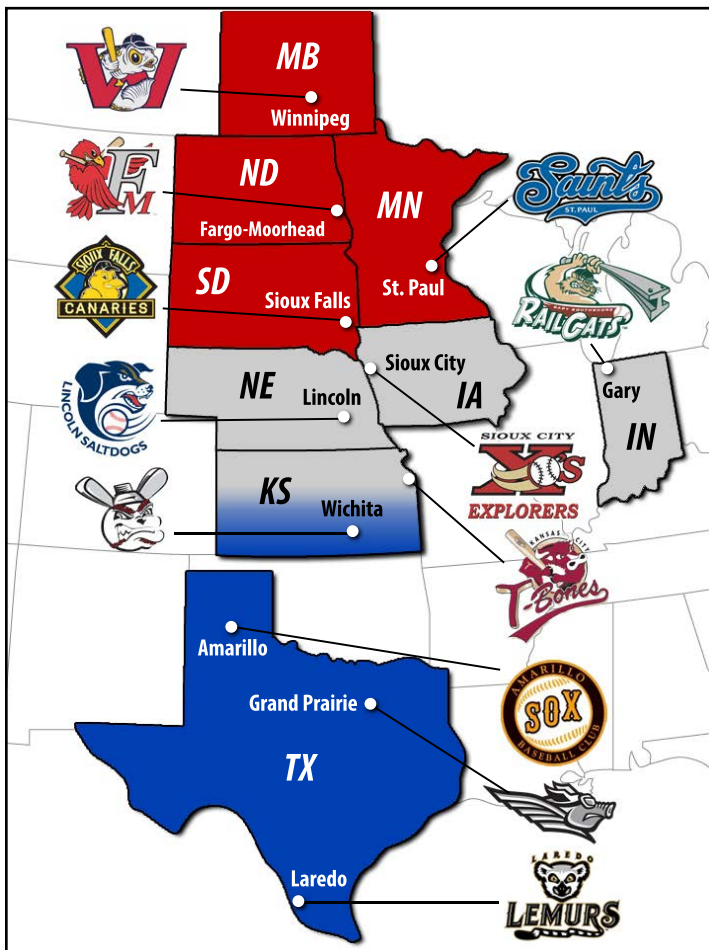
LS-4: A player with fewer than five years of service. Three of the six LS-4 players may be an LS-5.

LS-5: A player with less than 6 years of service.

Veteran: A player with six or more years of service. If a player has six or more years of service but has not reached the age of 26 by September 1 of that season, he will be considered an LS-4. If he has not reached the age of 24 by September 1 of that season, he will be considered an LS-3.

Official Baseball: Rawlings.

Statistician: PointStreak, 50 Minthorn Blvd., Suite 400, Thornhill, Ontario L3T 7X8.



Northern Division

Fargo-Moorhead
RedHawks

St. Paul Saints

Sioux Falls Canaries

Winnipeg Goldeyes

Central Division

Gary SouthShore
RailCats

Kansas City T-Bones

Lincoln Saltdogs

Sioux City Explorers

Southern Division

Amarillo Sox

Grand Prairie AirHogs

Laredo Lemurs

Wichita Wingnuts

LEAGUE MILEAGE CHART

	AM	FM	GA	GP	KC	LR	LN	SP	SC	SF	WC	WN
Amarillo	----	1,002	1,055	354	595	632	598	1,045	743	782	369	1,218
Fargo	1,002	----	674	1,085	599	1,465	477	247	331	243	727	219
Gary	1,055	674	----	979	533	1,396	539	433	545	606	714	892
Grand Prairie	354	1,085	979	----	547	443	637	954	753	841	364	1,297
Kansas City	595	599	533	547	----	959	192	453	269	358	189	814
Laredo	632	1,465	1,396	443	959	----	1,053	1,410	1,180	1,245	781	1,682
Lincoln	598	477	539	637	192	1,053	----	438	155	240	279	690
St. Paul	1,045	247	433	954	453	1,410	438	----	300	270	640	463
Sioux City	743	331	545	753	269	1,180	155	300	----	85	398	546
Sioux Falls	782	243	606	841	358	1,245	240	270	85	----	489	458
Wichita	369	727	714	364	189	781	279	640	398	489	----	939
Winnipeg	1,218	219	892	1,297	814	1,682	690	463	546	458	939	----

The 2014 American Association media guide was designed and edited by Hoffman Wolff, with editorial assistance from league media relations directors and Allen Perreault.

2013 FINAL STANDINGS

North Division	W	L	Pct.	GB	Attendance
Fargo-Moorhead RedHawks	62	38	.620	-	186,091
Winnipeg Goldeyes	56	44	.560	6	276,359
St. Paul Saints	47	53	.470	15	239,399
Sioux Falls Canaries	42	58	.420	20	161,131
Central Division	W	L	Pct.	GB	Attendance
Wichita Wingnuts	68	32	.680	-	147,119
Gary SouthShore RailCats	58	41	.586	9.5	165,024
Lincoln Saltdogs	49	51	.490	19	177,982
Kansas City T-Bones	40	60	.400	28	265,596
Sioux City Explorers	38	62	.380	30	52,052
South Division	W	L	Pct.	GB	Attendance
Grand Prairie AirHogs	54	46	.540	-	111,195
Laredo Lemurs	52	27	.525	1.5	151,055
Amarillo Sox	52	48	.520	2	105,798
El Paso Diablos	39	61	.390	15	111,230

2013 Managers (seasons with club)

Amarillo: Bobby Brown, 1st season.	Laredo: Pete Incaviglia, 2nd season.
El Paso: Tim Johnson, 2nd season/Carlos Lezcano, 1st season.	Lincoln: Ken Oberkfell, 1st season.
Fargo-Moorhead: Doug Simunic, 18th season.	St. Paul: George Tsamis, 11th season.
Gary SouthShore: Greg Tagert, 9th season.	Sioux City: Stan Cliburn, 3rd season.
Grand Prairie: Ricky VanAsselberg, 3rd season.	Sioux Falls: Steve Shirley, 7th season.
Kansas City: Kenny Hook, 2nd season.	Wichita: Kevin Hooper, 5th season.
	Winnipeg: Rick Forney, 8th season.

Playoff Semifinals

Date	Gary vs. Fargo-Moorhead	Win	Loss	Save
Wed, Sep. 4	Gary 0 at Fargo-Moorhead 2	Harris	Quijano	
Thu, Sep. 5	Gary 11 at Fargo-Moorhead 2	Hiscock	Caldera	
Fri, Sep. 6	Fargo-Moorhead 1 at Gary 3	Spottiswood	Ernst	
Sat, Sep. 7	Fargo-Moorhead 0 at Gary 3	Coombs	Laber	Durham

Gary SouthShore wins series, 3 games to 1.

Date	Wichita vs. Grand Prairie	Win	Loss	Save
Wed, Sep. 4	Wichita 2 at Grand Prairie 0 (12)	Holdzkom	Nikonchik	Dew
Thu, Sep. 5	Wichita 6 at Grand Prairie 0	Smith	Strawn	
Fri, Sep. 6	Grand Prairie 0 at Wichita 13	Capra	Blacksher	

Wichita wins series, 3 games to 0.

American Association Championship Series

Date	Gary vs. Wichita	Win	Loss	Save
Tue, Sep. 10	Wichita 4 at Gary 9	Krout	Giulletti	
Wed, Sep. 11	Wichita 6 at Gary 4 (10)	Dew	Lindquist	Lambe
Fri, Sep. 12	Gary 7 at Wichita 6	Uriegas	Klipp	Gonzalez
Sat, Sep. 13	Gary 6 at Wichita 5	Coombs	Guerry	Gonzalez

Gary SouthShore wins league championship, 3 games to 1.

2013 LEAGUE ALL-STAR TEAM & AWARDS

1B: C.J. Ziegler, Wichita	P: Taylor Stanton, Fargo-Moorhead
2B: Jake Kahalelio, Wichita	Relief: Patrick Mincey, Grand Prairie
3B: Abel Nieves, Wichita	Player of the Year: C.J. Ziegler, Wichita
SS: Maikol Gonzalez, El Paso	Defensive Player of the Year: Leugim Barroso, S.C.
OF: Nick Van Stratten, Sioux Falls	Rookie of the Year: Joe Weik, Amarillo
OF: Brent Clevlen, Wichita	Manager of the Year: Kevin Hooper, Wichita
OF: Chris Valencia, Amarillo	Executive of the Year: Shane Tritz, Sioux City
C: Brian Peterson, Laredo	Organization of the Year: Winnipeg Goldeyes
DH: John Rodriguez, Wichita	Playing Field of the Year: Haymarket Park, Lincoln

Team Batting

TEAM	AVG	G	AB	R	H	2B	3B	HR	RBI	BB	SO	SB	CS	OBP	SLG	E
Wichita	.297	100	3399	609	1009	201	25	107	571	408	581	146	40	.380	.465	83
Amarillo	.295	100	3502	602	1033	212	32	61	538	348	593	76	34	.365	.426	133
Laredo	.292	99	3430	534	1000	212	20	68	486	346	582	88	31	.364	.424	105
Winnipeg	.287	100	3461	516	992	180	15	74	480	307	498	112	33	.351	.411	93
El Paso	.285	100	3392	503	966	199	42	23	435	329	654	132	42	.353	.389	147
St. Paul	.277	100	3408	509	943	187	11	95	476	295	577	74	28	.340	.422	86
Sioux Falls	.274	100	3456	505	946	174	25	105	472	299	676	86	21	.338	.430	111
Kansas City	.273	100	3426	501	936	175	19	98	464	361	615	112	48	.349	.421	105
Gary	.273	99	3355	482	915	159	41	20	430	370	623	107	32	.351	.362	88
Gr. Prairie	.266	100	3340	471	888	166	28	60	436	392	698	62	25	.355	.386	91
Fargo	.265	100	3411	519	905	166	19	82	468	330	660	101	16	.334	.397	88
Sioux City	.264	100	3435	403	908	160	13	42	360	238	658	89	27	.317	.355	90
Lincoln	.253	100	3373	460	853	166	18	83	421	320	767	115	27	.325	.387	101

Team Pitching

TEAM	ERA	W-L	CG	SHO	SV	IP	H	R	ER	BB	SO	HR	2B	3B	OBA	WP	HB
Wichita	3.38	68-32	7	1	29	871.2	771	389	327	376	782	43	153	16	.236	66	45
Fargo	3.72	62-38	4	1	32	880.0	869	429	364	357	675	48	167	17	.258	52	41
Gary	4.07	58-41	5	2	23	865.1	935	454	391	256	545	78	166	20	.275	48	48
Grand Prairie	4.13	54-46	5	3	27	871.2	928	451	400	256	597	67	190	34	.272	45	35
Winnipeg	4.24	56-44	6	5	20	871.1	912	470	410	285	658	70	164	13	.271	44	33
Lincoln	4.29	49-51	4	3	28	875.2	936	490	417	308	641	84	162	19	.272	66	42
Laredo	4.51	52-47	6	3	24	860.1	962	498	431	355	687	67	202	24	.284	55	59
Sioux City	4.57	38-62	6	2	21	878.0	930	497	446	331	585	79	148	21	.272	61	49
Amarillo	4.65	52-48	4	0	24	866.1	935	524	448	347	704	54	183	24	.275	70	66
St. Paul	4.81	47-53	9	3	18	864.2	938	509	462	378	582	76	183	22	.277	65	55
Sioux Falls	4.95	42-58	6	2	23	873.1	1006	561	480	294	609	77	201	27	.288	70	37
Kansas City	5.10	40-60	4	1	21	875.0	1015	570	496	335	628	70	181	32	.291	65	51
El Paso	5.61	39-61	5	0	21	844.2	1039	645	526	429	594	55	221	31	.303	89	79

Home Record

TEAM	W-L	PCT
WIC	37-13	.740
FM	32-18	.640
GARY	32-18	.640
LAR	32-18	.640
GP	31-18	.633
AMA	30-18	.625
LIN	28-22	.560
WIN	28-22	.560
SP	27-23	.540
EP	25-27	.481
SF	21-29	.420
KC	19-31	.380
SC	19-31	.380

Road Record

TEAM	W-L	PCT
WIC	31-19	.620
FM	30-20	.600
WIN	28-22	.560
GARY	26-23	.531
GP	23-28	.451
AMA	22-30	.423
KC	21-29	.420
LIN	21-29	.420
SF	21-29	.420
LAR	20-29	.408
SP	20-30	.400
SC	19-31	.380
EP	14-34	.292

Extra-Inning Games

TEAM	W-L	PCT
KC	3-0	1.000
LAR	4-1	.800
GARY	3-1	.750
FM	2-1	.667
GP	4-2	.667
WIN	5-3	.625
LIN	4-3	.571
EP	1-1	.500
WIC	2-2	.500
SP	3-5	.375
SF	2-5	.286
SC	1-3	.250
AMA	1-6	.143

One-Run Games

TEAM	W-L	PCT
GARY	20-10	.667
WIN	18-12	.600
GP	18-13	.581
LIN	18-14	.563
FM	16-14	.533
LAR	16-14	.533
WIC	19-17	.528
SP	15-15	.500
EP	10-16	.385
SC	11-18	.379
AMA	9-16	.360
SF	7-13	.350
KC	10-19	.345

Batting Leaders

BATTER	TEAM	AVG	G	AB	R	H	HR	RBI	BB	SO
Nieves, Abel	Wichita	.357	99	359	59	128	5	51	56	46
Van Stratten, Nick	Sioux Falls	.352	96	406	75	143	6	54	29	41
Scoma, Ryan	Winnipeg	.341	81	293	63	100	4	46	53	43
Boyer, Brad	St. Paul	.337	78	303	64	102	7	50	30	31
Gonzalez, Maikol	El Paso	.337	99	386	85	130	1	43	52	42
Rodriguez, John	Wichita	.337	100	409	85	138	19	86	42	56
Padgett, Matt	Kansas City	.337	82	300	56	101	19	66	58	56
Kain, Harrison	Laredo	.330	70	261	55	86	4	35	24	42
Valencia, Chris	Amarillo	.328	98	406	68	133	1	54	32	63
Weik, Joe	Amarillo	.327	97	392	69	128	7	81	30	44

Category Leaders

Home Runs			RBI			Stolen Bases		
Ziegler, C.J.	WIC	30	Ziegler, C.J.	WIC	99	Gonzalez, Maikol	EP	47
Pahuta, Tim	SF	29	Rodriguez, John	WIC	86	Penprase, Zach	FM	40
Sadler, Ray	WIN	21	Weik, Joe	AMA	81	Frost, Adam	SP	38
Clark, Jared	SF	20	Pahuta, Tim	SF	79	Forgatch, Matt	LIN	34
Tripp, Brandon	SP	19	Tripp, Brandon	SP	75	Graham, Tyler	WIN	31

At-Bats			Runs			Hits		
Jones, Kennard	KC	415	Kahaulielio, Jake	WIC	91	Van Stratten, Nick	SF	143
Rodriguez, John	WIC	409	Rodriguez, John	WIC	85	Rodriguez, John	WIC	138
Valencia, Chris	AMA	406	Gonzalez, Maikol	EP	85	Valencia, Chris	AMA	133
Van Stratten, Nick	SF	406	Penprase, Zach	FM	81	Gonzalez, Maikol	EP	130
Penprase, Zach	FM	404	Ziegler, C.J.	WIC	81	Nieves, Abel	WIC	128

Total Bases			Doubles			Triples		
Ziegler, C.J.	WIC	245	Patton, Cory	AMA	38	Massaro, Mike	GARY	17
Rodriguez, John	WIC	229	Joynt, Brian	LIN	37	Van Stratten, Nick	SF	14
Van Stratten, Nick	SF	214	Padgett, Matt	KC	33	Gonzalez, Maikol	EP	9
Alberts, Tim	FM	207	Ziegler, C.J.	WIC	32	Serna, K.C.	AMA	8
Kahaulielio, Jake	WIC	203	Weik, Joe	AMA	32	Mesa, Oscar	EP	8

Walks			Extra-Base Hits			On-Base Percentage		
Klein, Adam	GARY	78	Ziegler, C.J.	WIC	63	Nieves, Abel	WIC	.446
Clark, Jared	SF	67	Padgett, Matt	KC	54	Scoma, Ryan	WIN	.443
Bourquin, Ronnie	FM	67	Alberts, Tim	FM	53	Padgett, Matt	KC	.442
Espinosa, David	LIN	61	Patton, Cory	AMA	51	Gonzalez, Maikol	EP	.423
Khoury, Ryan	WIC	58	Sadler, Ray	WIN	50	Carroll, Sawyer	LAR	.416

Slugging Percentage			Strikeouts			Hit by Pitch		
Padgett, Matt	KC	.650	Alberts, Tim	FM	108	Kahaulielio, Jake	WIC	22
Ziegler, C.J.	WIC	.645	Guerrero, Cristian	GARY	104	Rodriguez, Andres	GP	16
Clevlen, Brent	WIC	.582	Ford, Trey	AMA	99	Khoury, Ryan	WIC	13
Rodriguez, John	WIC	.560	Barrows, Peter	SC	97	Serna, K.C.	AMA	11
Pahuta, Tim	SF	.554	Clark, Jared	SF	93	Martin, Jason	AMA	11

vs. Can-Am League

Amarillo 2-2	Fargo-Moorhead 9-5	Gary 1-1	Grand Prairie 2-1
Kansas City 7-9	Laredo 7-6	Lincoln 3-3	St. Paul 4-6
Sioux City 1-2	Sioux Falls 1-2	Wichita 10-3	Winnipeg 10-7

League Pitching Leaders

PITCHER	TEAM	G	W-L	ERA	IP	H	BB	SO
Stanton, Taylor	Fargo-Moorhead	19	9-4	2.43	126.0	115	29	108
Irvine, Lucas	Kansas City	17	6-5	2.96	121.2	118	21	94
Claggett, Anthony	St. Paul	21	9-6	3.11	142.0	143	43	83
Hamburger, Mark	St. Paul	21	6-8	3.26	149.0	162	47	120
Guerra, Junior	Wichita	21	9-4	3.30	122.2	118	58	126
Spottiswood, Billy	Gary	22	6-4	3.42	94.2	104	31	48
Parise, Pete	Lincoln	18	10-7	3.43	118.0	119	25	63
Hardy, Mark	Winnipeg	15	7-3	3.48	82.2	78	30	62
Smith, Christopher	Wichita	20	8-4	3.55	132.0	119	35	112
Newby, Joe	Amarillo	20	7-5	3.63	124.0	113	51	109

Category Leaders

Wins			Losses			Saves		
Quijano, Alain	GARY	12	Noga, Andy	SC	12	Dew, Josh	WIC	27
Ruwe, Kyle	SF	11	Champion, Adam	SF	11	Rodriguez, R.J.	LIN	27
Harris, Joe	FM	10	Jarvis, Jason	WIN	11	Mincey, Patrick	GP	24
Blacksher, Derek	GP	10	Garceau, Shaun	KC	9	DeRatt, Alan	SF	22
Laber, Jake	FM	10	Cole, Ethan	KC	8	Keating, Patrick	WIN	17

Strikeouts			Games			Games Started		
Moore, Ben	SF	131	Harris, Joe	FM	53	Champion, Adam	SF	24
Guerra, Junior	WIC	126	Lafferty, Brendan	WIN	53	Moore, Ben	SF	23
Capra, Anthony	WIC	122	Haynes, Mark	LAR	51	Rusch, Matthew	WIN	23
Hamburger, Mark	SP	120	Walters, Nick	WIC	50	Ruwe, Kyle	SF	22
Smith, Christopher	WIC	112	Kissock, Chris	WIN	50	Jarvis, Jason	WIN	22

Complete Games			Shutouts			Innings Pitched		
Hamburger, Mark	SP	5	Salamida, Chris	WIN	2	Moore, Ben	SF	155.1
Irvine, Lucas	KC	3	Jarvis, Jason	WIN	2	Ruwe, Kyle	SF	155.1
Ruwe, Kyle	SF	3	Hamburger, Mark	SP	2	Hamburger, Mark	SP	149.0
Stanton, Taylor	FM	3	Irvine, Lucas	KC	1	Jarvis, Jason	WIN	147.0
Quijano, Alain	GARY	3	Quijano, Alain	GARY	1	Rusch, Matthew	WIN	144.2

Walks			Home Runs Allowed		
Capra, Anthony	WIC	59	Coombs, Morgan	GARY	16
Champion, Adam	SF	58	Gehle, Peter	WIN	15
Guerra, Junior	WIC	58	Ruwe, Kyle	SF	15
Melendez, Moises	LIN	55	Burns, Mike	LIN	14
Caldera, Alex	FM	55	Jurik, Dan	SC	14

Longest Team Winning Streaks				Longest Team Losing Streaks			
Team	Games	Start	End	Team	Games	Start	End
Wichita	13	7/5	7/18	El Paso	10	6/24	7/2
Laredo	10	5/16	5/26	Sioux City	8	7/9	7/16
Winnipeg	8	5/17	5/24	El Paso	8	6/8	6/15
Amarillo	8	6/10	6/18	Sioux Falls	7	6/14	6/20
Gary	8	6/20	6/27	Amarillo	7	8/4	8/9
Wichita	8	7/31	8/8	Sioux Falls	7	6/22	6/29
Amarillo	7	6/22	6/27	St. Paul	6	8/20	8/25
Laredo	6	7/4	7/11	Lincoln	6	8/23	8/29
Grand Prairie	6	8/27	9/2	Grand Prairie	6	5/17	5/22
Winnipeg	6	8/20	8/25	Amarillo	6	7/6	7/11

Team Batting Game Highs

At-Bats: 59, Laredo (vs. Amarillo, June 8)
Hits: 26, Laredo (vs. Kansas City, July 24)
Runs Scored: 21, Laredo (vs. Kansas City, July 24)
RBI: 21, Laredo (vs. Kansas City, July 24)
Doubles: 9, Wichita (vs. Gary SouthShore, August 21)
Triples: 3, El Paso (vs. Grand Prairie, August 27)
Home Runs: 6, Wichita (vs. Rockland, August 8)
Total Bases: 36, St. Paul (vs. Lincoln, June 26)
Walks: 13, Lincoln (vs. Kansas City, June 16)
Strikeouts: 16, Lincoln (vs. Amarillo, August 24)
Sacrifice Flies: 4, Fargo-Moorhead (vs. Sioux City, July 21)
Stolen Bases: 8, El Paso (vs. Laredo, July 3)
Caught Stealing: 4, Wichita (vs. Kansas City, September 1)
Hit by Pitch: 5, Lincoln (vs. Gary SouthShore, May 17)
Runners Left On Base: 18, Fargo-Moorhead (vs. Wichita, August 17)
Hit into Double Play: 5, Kansas City (vs. Winnipeg, August 17)

Team Fielding Game Highs

Putouts: 42, Amarillo (vs. Laredo, June 8)
Assists: 21, Amarillo (vs. Laredo, June 8)
Errors: 9, El Paso (vs. Sioux City, August 24)
Passed Balls: 4, Amarillo (vs. El Paso, June 26)

Team Pitching Game Highs

Innings Pitched: 14.0, Amarillo (vs. Laredo, June 8)
Hits Allowed: 26, Kansas City (vs. Laredo, July 24)
Runs Allowed: 21, Kansas City (vs. Laredo, July 24)
Strikeouts: 16, Amarillo (vs. Lincoln, August 24)
Wild Pitches: 5, Amarillo (vs. Laredo, August 2)
Hit Batters: 5, Gary SouthShore (vs. Lincoln, May 17)

Individual Batting Game Highs

At-Bats: 8, John Allen, Laredo (vs. Amarillo, June 8)
Hits: 5, several.
Runs Scored: 4, Jake Kahalelio, Wichita (vs. El Paso, July 31)
RBI: 8, Cory Patton, Amarillo (vs. Laredo, August 3)
Doubles: 3, Matt Padgett, Kansas City (vs. Amarillo, July 20)
Triples: 2, Devin Thaut, El Paso (vs. Laredo, July 3)
Home Runs: 3, Tim Alberts, Fargo-Moorhead (vs. El Paso, May 20)
Total Bases: 12, Tim Alberts, Fargo-Moorhead (vs. El Paso, May 20)
Walks: 5, Daniel Pulfer, Gary SouthShore (vs. Lincoln, May 19)
Strikeouts: 4, Balbino Fuenmayor, Laredo (vs. El Paso, August 13)
Sacrifice Flies: 2, Brian Embery, Lincoln (vs. Winnipeg, August 1)
Stolen Bases: 4, Maikol Gonzalez, El Paso (vs. Laredo, July 3)
Caught Stealing: 3, Abel Nieves, Wichita (vs. Kansas City, September 1)
Hit by Pitch: 2, Jonathan Davis, Wichita (vs. Newark, August 4)
Hit into Double Play: 3, Cristian Guerrero, Gary SouthShore (vs. Winnipeg, July 7)

Individual Fielding Game Highs

Putouts: 19, Andres Rodriguez, Grand Prairie (vs. Amarillo, June 20)
Assists: 10, Brian Bistagne, Sioux City (vs. New Jersey, May 22)
Errors: 5, Miguel Chacoa, El Paso (vs. Sioux City, August 24)
Passed Balls: 4, Trey Ford, Amarillo (vs. El Paso, June 26)

Individual Pitching Game Highs

Innings Pitched: 10.0, Scott Hodsdon, El Paso (vs. Amarillo, July 27)
Hits Allowed: 18, Manny Ayala, Laredo (vs. El Paso, July 5)
Runs Allowed: 14, Mark Haynes, Laredo (vs. Amarillo, May 26)
Strikeouts: 13, Brian Grening, Kansas City (vs. Sioux City, September 2)
Wild Pitches: 3, Nick Schumacher, Sioux City (vs. Gary SouthShore, August 1)
Hit Batters: 4, Nick Schumacher, Sioux City (vs. El Paso, August 12)

2013 Monthly Honors

Month	Batter of the Month	Pitcher of the Month
June	Tim Pahuta, Sioux Falls	Ryan Hinson, Wichita
July	Matt Padgett, Kansas City	Joe Harris, Fargo-Moorhead
August	Maikol Gonzalez, El Paso	Chris Salamida, Winnipeg

2013 Weekly Honors

Week Ending	Batter of the Week	Pitcher of the Week
May 19	Dennis Raben, Lincoln	Jason Jarvis, Sioux City
May 26	Ian Gac, Lincoln	Alain Quijano, Gary
June 2	Jared McDonald, Wichita	Alex Caldera, Fargo-Moorhead
June 9	Sawyer Carroll, Laredo	Matt Bywater, Lincoln
June 16	David Amberson, Wichita	Cole Nelson, St. Paul
June 23	Jimmy Mojica, Laredo	Eddie McKiernan, Lincoln
June 30	C.J. Ziegler, Wichita	Ryan Mitchell, Amarillo
July 7	Matt Padgett, Kansas City	Fabian Williamson, Laredo
July 14	Nick Van Stratten, Sioux Falls	Kyle Ruwe, Sioux Falls
July 21	Devin Goodwin, Kansas City	Christopher Smith, Wichita
July 28	Maikol Gonzalez, El Paso	Adam Champion, Sioux Falls
August 4	Cory Patton, Amarillo	Richard Salazar, Sioux City
August 11	John Rodriguez, Wichita	Pete Parise, Lincoln
August 18	Maikol Gonzalez, El Paso	Derek Blacksher, Grand Prairie
August 25	C.J. Ziegler, Wichita	Matt Rusch, Winnipeg
Sept. 1	Ray Sadler, Winnipeg	Richard Salazar, Sioux City

Longest Hitting Streaks

PLAYER	G	AVG	AB	R	H	HR	BB	OBP	FIRST	LAST
Chris Valencia, Amarillo	29	.379	132	23	50	1	6	.415	5/28	6/28
Jose Garcia, El Paso	21	.412	85	18	35	0	6	.441	6/7	6/27
Jose Garcia, El Paso	19	.385	78	14	30	0	7	.420	7/28	8/16
Abel Nieves, Wichita	19	.500	76	18	38	2	10	.558	6/8	6/26
Stephen Douglas, Laredo	18	.368	68	6	25	1	6	.421	6/15	7/23
Devin Goodwin, Kansas City	18	.397	68	13	27	3	4	.432	6/1	6/18
Cory Patton, Amarillo	18	.425	73	21	31	7	6	.468	7/25	8/10
Garrett Buechele, Laredo	17	.383	60	8	23	0	2	.397	7/19	8/22
Maikol Gonzalez, El Paso	17	.544	68	22	37	0	13	.617	8/13	8/31
Nick Van Stratten, Sioux Falls	17	.373	75	7	28	0	5	.413	8/8	8/25

Longest Pitching Win Streaks

PLAYER	G	FIRST	LAST
Chris Salamida, Winnipeg	6	8/6	8/28
Jake Laber, Fargo-Moorhead	5	8/10	9/1
Christopher Smith, Wichita	5	6/29	7/21
Ryan Hinson, Wichita	5	6/3	6/24
Ryan Mitchell, Amarillo	5	6/11	7/5
Jon Link, Wichita	5	5/27	6/17
Alain Quijano, Gary SouthShore	4	6/22	7/7
Alex Caldera, Fargo-Moorhead	4	6/17	7/4
Brian Ernst, Fargo-Moorhead	4	8/11	8/29
Kyle Ruwe, Sioux Falls	4	7/9	7/26

AMARILLO SOX


2013 Results: 52-48, 3rd place, South

Mailing Address: 801 South Polk Street,
Amarillo, TX 79101.

Stadium Address: 3303 East 3rd Avenue,
Amarillo, TX 79104.

Phone: (806) 242-4653. **Fax:** (806) 322-1839.

Web: AmarilloSox.com. **Twitter:** @AmarilloSox.



FRONT OFFICE

Chairman of the Board: Gary Elliston.

Director, Media Relations: Christa Glasgow.

VP/General Manager: Mark Lee.

Account Executive: Rhonda Dittfurth.

Assistant G.M.: Russell Johnson.

Game Day Events: Jaylin Johnson.

Director, Sales/Marketing: Adam Cox.

FIELD STAFF

Manager: Bobby Brown.

Pitching Coach: Cory Domel.

Hitting Coach: Kevin Griffin.

GAME-DAY INFORMATION

Stadium: Potter County Memorial Stadium.

Broadcaster: Mike Roden.

Year Constructed: 1955. **Capacity:** 7,500

Games Broadcast: 50 home.


Outfield Dimensions: 355-429-355.

Webcast: amarillosox.com.

Visiting Club Hotel: Country Inn & Suites, 2000 Soney Road, Amarillo, TX 79124.

Telephone: (806) 356-9977. **Fax:** (806) 356-0073.

FIELD MANAGER - BOBBY BROWN



Bobby Brown enters his second season as the manager of the Sox. Brown was the field manager for Abilene of the North American League in 2012, as the third base/hitting coach for San Angelo of the NAL in 2011, and as the manager of Las Cruces of the Continental League in 2010.

A native of Van Nuys, Calif., Brown played eight seasons professionally, including two with the Sioux City Explorers (2004-05) and two with the Winnipeg Goldeyes (2001-02)

when both teams were in the Northern League. He played collegiately at the University of Oklahoma, and was the left fielder for the Sooners' 1995 squad which reached the College World Series.

Managerial History

Year	Club	League	Affiliate	Level	Record	Finish	Playoffs
2010	Las Cruces	Continental		Ind.	32-15	T-1st (4)	
2012	Abilene	United		Ind.	34-53	5th (6)	
2013	Amarillo	Amer. Assoc.		Ind.	52-48	7th (13)	

2014 SCHEDULE

Standard home game times:

Monday-Saturday 7:05, Sunday 6:05.

May

Thu 15 - Sun 18	Winnipeg
Mon 19 - Wed 21	Fargo
Thu 22 - Sun 25	@ Sioux City
Mon 26 - Wed 28	Trois-Rivieres*
Thu 29 - Sat 31	Grand Prairie

June

Sun 1	Grand Prairie
Mon 2 - Wed 4	@ Laredo
Fri 6 - Sun 8	@ Lincoln
Mon 9 - Wed 11	Laredo
Fri 13 - Sun 15	Wichita
Tue 17 - Thu 19	@ Sioux Falls
Fri 20 - Sun 22	@ Grand Prairie
Mon 23 - Thu 26	Kansas City
Fri 27 - Sun 29	Sioux City
Mon 30	@ Wichita

July

Tue 1 - Wed 2	@ Wichita
Fri 4 - Sun 6	Laredo
Tue 8 - Thu 10	@ St. Paul
Fri 11 - Sun 13	@ Wichita
Mon 14 - Wed 16	Quebec*
Fri 18 - Sun 20	@ Gary
Tue 22 - Thu 24	@ Lincoln
Fri 25 - Sun 27	Wichita
Wed 30 - Thu 31	@ Laredo

August

Fri 1 - Sat 2	@ Laredo
Sun 3 - Wed 6	Sioux Falls
Thu 7 - Sun 10	@ Grand Prairie
Tue 12 - Thu 14	Kansas City
Fri 15 - Sun 17	Laredo
Mon 18 - Wed 20	@ Kansas City
Thu 21 - Sun 24	Grand Prairie
Mon 25 - Thu 28	@ Laredo
Fri 29 - Sun 31	@ Grand Prairie

September

Mon 1	@ Grand Prairie
-------	-----------------

* - Can-Am League opponent.

INDEPENDENT YEARLY RESULTS

Year	League	W	L	Pct.	Place	Attendance	Manager
1994	Texas-Louisiana	48	40	.546	3rd (8)	134,539	Ross Grimsley, Jr.
1995	Texas-Louisiana	64	36	.640	1st (10)	195,926	Ross Grimsley, Jr.
1996	Texas-Louisiana	43	57	.625	4th (6)	135,881	J. Nettles/B. Lacey
1997	Texas-Louisiana	55	33	.625	1st (6)	109,407	Glenn Wilson
1998	Texas-Louisiana	64	20	.762	1st (7)	142,145	Daren Brown
1999	Texas-Louisiana	63	21	.750	1st (7)	151,222	Daren Brown
2000	Texas-Louisiana	76	36	.679	1st (8)	140,399	Daren Brown
2001	Texas-Louisiana	49	47	.510	T-3rd (7)	109,618	Lonnie MacIin
2002	Central	46	50	.479	5th (8)	86,361	Lonnie MacIin
2003	Central	48	46	.511	5th (10)	85,924	John Harris
2004	Central	36	58	.383	T-7th (8)	58,627	Murray Wilson
2006	United	39	50	.438	5th (6)	106,797	Buddy Biancalana
2007	United	47	48	.495	3rd (6)	152,262	Buddy Biancalana
2008	United	50	36	.581	3rd (6)	159,332	Brady Bogart
2009	United	44	35	.557	3rd (6)	130,406	Brady Bogart
2010	United	52	39	.571	1st (6)	139,790	Brady Bogart
2011	American Association	44	56	.440	T-12th (14)	138,865	John Harris
2012	American Association	46	54	.460	10th (13)	133,380	John Harris
2013	American Association	52	48	.520	7th (13)	105,798	Bobby Brown

PLAYOFF HISTORY

Year	Round	Opponent	Result	Year	Round	Opponent	Result
1995	Semis	Lubbock	L 2-1	2008	Semis	Edinburg	W 2-0
1997	Finals	Alexandria	L 3-1		Finals	Alexandria	W 2-1
1998	Finals	Alexandria	L 3-0	2009	Semis	Edinburg	W 2-1
1999	Semis	Rio Grande	W 2-1		Finals	San Angelo	W 3-2
	Finals	Alexandria	W 3-1	2010	Semis	Rio Grande	W 2-0
2001	Semis	Edinburg	L 2-0		Finals	Edinburg	W 3-1
2003	Semis	Edinburg	W 3-2				
	Finals	Jackson	L 3-0				

2013 AMARILLO STATISTICS

vs. El Paso: 14-6

vs. Kansas City: 1-3

vs. Sioux Falls: 4-2

vs. Fargo-Moorhead: 1-3

vs. Laredo: 10-5

vs. Wichita: 1-9

vs. Gary SouthShore: 2-1

vs. Lincoln: 5-2

vs. Winnipeg: 0-3

vs. Grand Prairie: 12-12

vs. Newark: 2-2

Player	POS	AVG	G	AB	R	H	2B	3B	HR	RBI	BB	HBP	SO	SB	CS	DP	E
Anthonson, Joe	IF	.244	14	41	9	10	1	0	0	7	11	0	14	0	0	1	5
Brown, J.B.	3B	.000	3	8	0	0	0	0	0	0	0	0	4	0	0	0	0
De La Garza, Adam	IF	.266	54	139	29	37	2	1	1	14	19	0	28	2	1	1	9
Delgado, Jorge	1B	.354	46	164	21	58	9	0	2	27	25	9	20	1	0	2	4
Evatt, Dan	OF	.000	5	12	1	0	0	0	0	1	1	0	11	0	0	0	0
Ford, Trey	C	.233	92	300	56	70	15	2	9	51	54	7	99	7	2	5	21
Gallagher, Austin	IF	.276	8	29	1	8	3	0	0	7	3	0	5	1	0	1	1
Grossman, Chris	C	.291	89	327	51	95	16	2	4	49	48	2	41	3	2	14	11
Jones, Brandon	3B	.268	71	280	45	75	16	0	9	38	16	1	74	2	1	11	23
Lomack, Jermel	IF	.261	34	69	8	18	2	0	0	8	9	0	11	7	1	0	4
Martin, Jason	OF	.265	85	302	49	80	10	3	2	30	22	11	32	14	4	7	0
Miller, Josh	IF	.000	3	3	0	0	0	0	0	0	0	0	2	0	0	0	0
Nichols, Kyle	1B	.319	18	72	17	23	5	0	6	16	10	0	15	1	0	2	1
Patton, Cory	OF	.305	97	387	68	118	38	2	11	71	32	5	67	2	1	10	3
Peralta, David	OF	.352	42	182	42	64	14	4	8	38	8	2	22	4	1	3	1
Rinaudo, Steve	IF	.083	4	12	0	1	0	0	0	1	2	0	2	0	0	0	1
Serna, K.C.	IF	.304	100	375	68	114	26	8	1	45	26	11	38	17	6	8	31
Valencia, Chris	OF	.328	98	406	68	133	23	7	1	54	32	4	63	12	12	9	4
Weik, Joe	OF	.327	97	392	69	128	32	3	7	81	30	2	44	3	3	20	2

Pitcher	G	GS	CG	IP	H	R	ER	BB	SO	W	L	SV	2B	3B	ERA
Barnard, Chandler	4	0	0	4.1	6	4	4	2	4	0	0	0	2	0	8.31
Draxton, Erik	46	0	0	49.2	39	20	17	20	61	1	6	13	5	0	3.08
Flores, Freddy	12	2	0	18.0	32	23	20	6	12	1	1	0	9	0	10.00
Giles, Josh	43	0	0	38.1	33	16	13	21	36	2	4	1	9	0	3.05
Hirsh, Jason	1	1	0	4.0	4	3	3	0	3	1	0	0	1	0	6.75
Holdzkorn, John	34	0	0	36.0	31	17	14	31	37	2	3	2	3	0	3.50
Holguin, Chris	5	0	0	5.1	6	4	2	6	6	0	0	0	2	0	3.38
Howard, Cephas	5	0	0	5.0	5	1	1	1	5	0	0	0	2	1	1.80
Johnson, Jason	19	18	2	108.1	135	76	65	31	50	5	6	1	28	2	5.40
Larkins, Matt	27	7	0	73.0	92	60	46	22	50	5	2	1	23	4	5.67
Linares, Kristhiam	30	7	0	60.1	48	33	30	27	47	4	2	2	5	0	4.48
Lyman, Jeff	4	0	0	4.1	5	3	3	4	2	0	1	0	0	0	6.23
Madden, Corey	7	0	0	5.2	13	10	7	2	4	0	0	1	2	1	11.12
Miller, Greg	4	0	0	2.0	5	4	3	1	5	0	0	0	0	0	13.50
Mitchell, Jason	23	18	0	110.2	132	71	58	24	86	8	6	0	27	5	4.72
Mitchell, Ryan	21	19	1	112.2	103	60	51	41	105	9	5	0	23	3	4.07
Newby, Joe	20	20	0	124.0	113	54	50	51	109	7	5	0	18	1	3.63
Patton, Cory	18	0	0	20.1	30	13	12	11	20	2	2	2	3	1	5.31
Romo, Andrew	14	0	0	20.2	36	22	20	7	26	1	1	0	8	2	8.71
Testa, Joe	17	0	0	14.1	21	13	13	12	16	0	1	1	7	4	8.16
Wilson, Brad	9	8	1	47.1	46	17	16	27	17	4	3	0	6	0	3.04

AMARILLO INDEPENDENT BASEBALL RECORDS

Batting Average

1. Tim Howard, 1998 .447
2. Derek Henderson, 1999 .398
3. Jorge Alvarez, 1997 .395
4. Lonnie Maclin, 2001 .390
5. Lonnie Maclin, 1997 .375

Home Runs

1. Benny Craig, 2004 20
2. A.J. Johnson, 2008 19
3. Lee Cruz, 2011 18
- Danny Bravo, 2008 18
- Jack Johnson, 1998 18
- Rod Brewer, 1997 18

Losses

1. Steve Ortiz, 2002 12
- Al Kermodé, 1996 12
3. Several tied with 9

Runs Scored

1. Sean Collins, 1998 96
2. Vince Moore, 2000 95
3. Mike Wilson, 1998 93
4. Shawn Hughes, 2000 90
5. Tim Howard, 1998 89

RBI

1. Shawn Hughes, 2000 97
2. Derek Henderson, 2000 96
- Tim Howard, 1998 96
4. Kevin Tahan, 1995 95
5. Lee Cruz, 2011 94

Hits

1. Tim Howard, 1998 148
2. Lee Cruz, 2011 144
3. Jared McAlvain, 2000 143
4. Derek Henderson, 2000 141
5. Adam Buschini, 2012 140
- Dennis Hood, 1995 140

Stolen Bases

1. Dennis Hood, 1995 56
2. Maleke Fowler, 1999 50
3. Sean Collins, 1998 41
4. Stephen Douglas, 2010 35
5. Adam Buschini, 2012 34
- Stantrel Smith, 2009 34
- Mike Hardge, 2002 34
- Vince Moore, 2000 34

Doubles

1. Jared McAlvain, 2000 43
2. Cory Patton, 2013 38
- Lee Cruz, 2011 38
4. Tim Howard, 1998 37
- Jorge Alvarez, 1996 37
- Dennis Hood, 1995 37

Triples

1. Tim Howard, 1998 13
2. Odannys Ayala, 2004 11
3. Mike Hardge, 2001 10
4. Tim Alberts, 2012 9
- Matt Tucker, 2011 9
- Keith Brachold, 2008 9
- Sean Collins, 1998 9

ERA

1. Ralph Roberts, 2009 2.42
2. Jason Stockstill, 2003 2.49
3. Adam Thomas, 2003 2.62
4. Marcus Castillo, 2004 2.69
5. James Carroll, 2002 3.05

Wins

1. Michael Leach, 2000 16
2. Al Kermodé, 2000 15
- Daren Brown, 1998 15
- Daren Brown, 1995 15
5. Al Kermodé, 1995 14

Saves

1. Anthony Ferguson, 2000 24
2. Kris Sutton, 2002 20
3. Erik Draxton, 2013 13
- Chris Waters, 2006 13
- Josh Neese, 1998 13

Games Pitched

1. Wes Littleton, 2012 53
2. Erik Draxton, 2013 46
- Kris Sutton, 2002 46
4. Chase Johnson, 2012 44
- Anthony Ferguson, 2000 44

Innings Pitched

1. Al Kermodé, 2000 191.0
2. Michael Leach, 2000 181.0
3. Mike Smith, 2002 175.0
4. Hernando Harris, 2001 164.2
5. Jason Patrick, 2000 160.0

Walks

1. Josh Foshie, 1999 74
2. Taylor Allen, 2006 67
- Cory Stewart, 2001 67
4. Taylor Allen, 2007 61
- Jason Stockstill, 2004 61

Strikeouts

1. Mike Smith, 2002 156
2. Michael Leach, 2000 147
3. Daren Brown, 2000 147
4. Hernando Harris, 2001 130
- Daren Brown, 1997 130

All-time AA record - 3 seasons, 142-158, .473 winning pct.

Opponent	Record	Pct.	Opponent	Record	Pct.	Opponent	Record	Pct.
El Paso	29-27	.518	Laredo	22-15	.595	Sioux Falls	6-3	.667
Fargo	3-4	.428	Lincoln	7-7	.500	Wichita	12-24	.333
Fort Worth	6-10	.375	Newark	2-2	.500	Winnipeg	3-6	.333
Gary	5-4	.556	St. Paul	5-2	.714	Worcester	4-0	1.000
Kansas City	8-13	.381	Shreveport	9-8	.529			

All-Time AA Home-Road Record

Year	Home Record	Pct.	Road Record	Pct.
2011	29-21	.580	15-35	.300
2012	32-18	.640	14-36	.280
2013	30-18	.625	22-30	.423
All-Time	91-57	.615	51-101	.336

FARGO-MOORHEAD REDHAWKS

2013 Results: 62-38, 1st place, North

1515 15th Avenue North, Fargo, ND 58102.

Phone: (701) 235-6161. Fax: (701) 297-9247.

Web: FMRedhawks.com.

Twitter: @FMRedhawks.

Facebook.com/FMRedhawks.



FRONT OFFICE

Operated by: Fargo Baseball, LLC.

President: Bruce Thom.

CEO: Brad Thom.

General Manager: Josh Buchholz.

Director of Accounting: Rick Larson.

Dir., Ticket Operations: Michael Larson.

Head Groundskeeper: Sam Petersen.

Director, Promotions: Karl Hoiium.

Dir., Food and Beverage: Sean Kiernan.

Group Sales: Anna Rasmussen, Cory Eidem.

FIELD STAFF

Manager: Doug Simunic.

Pitching Coach: Freddy Flores.

Coaches: Bucky Burgau, Kole Zimmerman.

Player Personnel Consultant: Jeff Bittiger.

GAME-DAY INFORMATION

Stadium: Newman Outdoor Field.

Year Constructed: 1996. Capacity: 4,513.

Outfield Dimensions: 314-408-318.

Visiting Club Hotel: Howard Johnson Inn, 301 3rd Avenue North, Fargo, ND 58102.

Phone: (701) 232-8850.

Broadcaster: Scott Miller.

Games Broadcast: All.

Outlets: KVOX-740 AM/740thefan.com.

FIELD MANAGER - DOUG SIMUNIC



Doug Simunic will be entering his 19th season as the RedHawks' manager. Simunic has won six championships and posted winning seasons in 21 of his 22 years as a skipper. On June 26, 2011, he became the first independent league manager to reach 1,000 wins.

Simunic was selected by the Montreal Expos in the 1975 amateur draft. He played in the minor leagues for almost a decade in the Expos, Cleveland Indians and Seattle Mariners organizations and hit .248 with 61 homers in 715 games. He was also a player/coach for two seasons in the Italian Professional League.

The 58-year-old coached in the Houston Astros and Los Angeles Dodgers organizations before becoming the manager of the Rochester Aces of the Northern League in 1993.

Managerial History

Year	Club	League	Affiliate	Level	Record	Finish	Playoffs
1993	Rochester	Northern	--	Ind.	38-34	2nd (6)	Lost Finals
1994	Winnipeg	Northern	--	Ind.	43-37	4th (6)	League Champions
1995	Winnipeg	Northern	--	Ind.	47-38	2nd (6)	Lost Finals
1996	Fargo-Moorhead	Northern	--	Ind.	53-31	1st (8)	Lost Finals
1997	Fargo-Moorhead	Northern	--	Ind.	47-37	3rd (8)	Lost Semis
1998	Fargo-Moorhead	Northern	--	Ind.	64-21	1st (8)	League Champions
1999	Fargo-Moorhead	Northern	--	Ind.	50-35	2nd (8)	Lost Semis
2000	Fargo-Moorhead	Northern	--	Ind.	53-33	1st (8)	Lost Semis
2001	Fargo-Moorhead	Northern	--	Ind.	51-39	4th (8)	Lost Quarters
2002	Fargo-Moorhead	Northern	--	Ind.	52-37	4th (10)	Lost Semis
2003	Fargo-Moorhead	Northern	--	Ind.	62-28	1st (10)	League Champions
2004	Fargo-Moorhead	Northern	--	Ind.	55-41	4th (10)	Lost Semis
2005	Fargo-Moorhead	Northern	--	Ind.	68-27	1st (12)	Lost Finals
2006	Fargo-Moorhead	Northern	--	Ind.	63-33	1st (8)	League Champions
2007	Fargo-Moorhead	Northern	--	Ind.	57-38	2nd (8)	Lost Semis
2008	Fargo-Moorhead	Northern	--	Ind.	62-34	1st (6)	Lost Semis
2009	Fargo-Moorhead	Northern	--	Ind.	53-42	3rd (6)	League Champions
2010	Fargo-Moorhead	Northern	--	Ind.	61-39	1st (8)	League Champions
2011	Fargo-Moorhead	Amer. Assoc.	--	Ind.	44-56	T-11th (14)	
2012	Fargo-Moorhead	Amer. Assoc.	--	Ind.	65-35	1st (13)	Lost Semis
2013	Fargo-Moorhead	Amer. Assoc.	--	Ind.	62-38	2nd (13)	Lost Semis

2014 SCHEDULE

Standard home game times:

Mon-Fri 7:02, Sat 6:00, Sun 1:00.

Other home game times:

Monday, May 26: 6:00.

Tuesday, May 27: 11:00 a.m.

Thursday, June 19: 12:30.

Thursday, July 10: 12:30.

Sunday, August 3: 6:00.

Thursday, August 28: 12:30.

Sunday, August 31: 6:00.

Monday, September 1: 1:00.

Mon 23 - Thu 26

Fri 27 - Mon 30

St. Paul

@ Winnipeg

July

Tue 1 - Thu 3 @ St. Paul

Fri 4 - Sun 6 Winnipeg

Tue 8 - Thu 10 Gary

Fri 11 - Sun 13 @ Sioux City

Mon 14 - Wed 16 @ Gary

Fri 18 - Sun 20 Sioux Falls

Mon 21 - Wed 23 @ Winnipeg

Fri 25 - Sun 27 St. Paul

Wed 30 - Thu 31 @ Sioux City

May

Thu 15 - Sun 18 @ Laredo

Mon 19 - Wed 21 @ Amarillo

Tue 22 - Sun 25 @ Kansas City

Mon 26 - Wed 28 Sioux Falls

Thu 29 - Sat 31 Sioux City

June

Sun 1 Sioux City

Tue 3 - Thu 5 @ Lincoln (DH 6/3)

Fri 6 - Sun 8 Winnipeg

Tue 10 - Thu 12 Lincoln

Fri 13 - Sun 15 @ Sioux Falls

Tue 17 - Thu 19 Rockland*

Fri 20 - Sun 22 @ Wichita

August

Fri 1 - Sat 2 @ Sioux City

Sun 3 - Wed 6 Wichita

Thu 7 - Sun 10 Gary

Tue 12 - Thu 14 @ Quebec*

Fri 15 - Sun 17 @ Trois-Rivieres*

Mon 18 - Wed 20 @ Rockland*

Fri 22 - Sun 24 Sioux City

Tue 26 - Thu 28 Kansas City

Fri 29 - Sun 31 Sioux Falls

September

Mon 1 Sioux Falls

INDEPENDENT YEARLY RESULTS

Year	League	W	L	Pct.	Place	Attendance	Manager
1996	Northern	53	31	.631	1st (8)	155,052	Doug Simunic
1997	Northern	47	37	.560	3rd (8)	179,880	Doug Simunic
1998	Northern	64	21	.753	1st (8)	182,938	Doug Simunic
1999	Northern	50	35	.588	2nd (8)	179,919	Doug Simunic
2000	Northern	53	33	.616	1st (8)	175,818	Doug Simunic
2001	Northern	51	39	.567	4th (8)	185,288	Doug Simunic
2002	Northern	52	37	.584	4th (10)	193,364	Doug Simunic
2003	Northern	62	28	.689	1st (10)	178,370	Doug Simunic
2004	Northern	55	41	.573	4th (10)	179,665	Doug Simunic
2005	Northern	68	27	.716	1st (12)	181,829	Doug Simunic
2006	Northern	63	33	.656	1st (8)	171,877	Doug Simunic
2007	Northern	57	38	.600	2nd (8)	170,122	Doug Simunic
2008	Northern	62	34	.646	1st (6)	177,900	Doug Simunic
2009	Northern	53	42	.558	3rd (6)	181,872	Doug Simunic
2010	Northern	61	39	.610	1st (8)	181,145	Doug Simunic
2011	American Association	44	56	.440	T-11th (14)	175,918	Doug Simunic
2012	American Association	65	35	.650	1st (13)	187,438	Doug Simunic
2013	American Association	62	38	.620	2nd (13)	186,091	Doug Simunic

PLAYOFF HISTORY

Year	Round	Opponent	Result	Year	Round	Opponent	Result
1996	Semis	Winnipeg	W 2-1	2005	Semis	Lincoln	W 3-1
	Finals	St. Paul	L 3-0		Finals	Gary	L 3-2
1997	Semis	Winnipeg	L 3-2	2006	Semis	Winnipeg	W 3-2
1998	Semis	Winnipeg	W 3-1		Finals	Gary	W 3-1
	Finals	St. Paul	W 3-0	2007	Semis	Calgary	L 3-0
1999	Quarters	Schaumburg	W 3-0	2008	Semis	Kansas City	L 3-0
	Semis	Winnipeg	L 3-0	2009	Semis	Winnipeg	W 3-2
2000	Quarters	Winnipeg	W 3-0		Finals	Gary	W 3-1
	Semis	Duluth-Superior	L 3-0	2010	Semis	Gary	W 3-0
2001	Quarters	Winnipeg	L 3-2		Finals	Kansas City	W 3-0
2003	Semis	Schaumburg	W 3-2	2012	Semis	Winnipeg	L 3-0
	Finals	Winnipeg	W 3-1	2013	Semis	Gary	L 3-1
2004	Semis	St. Paul	L 3-1				

2013 FARGO-MOORHEAD STATISTICS

vs. Amarillo: 3-1	vs. Lincoln: 5-3	vs. Sioux City: 7-4
vs. El Paso: 2-1	vs. Newark: 3-0	vs. Sioux Falls: 8-2
vs. Gary SouthShore: 3-7	vs. New Jersey: 3-1	vs. Trois-Rivieres: 2-1
vs. Kansas City: 6-3	vs. Rockland: 1-3	vs. Wichita: 1-2
vs. Laredo: 0-7	vs. St. Paul: 6-6	vs. Winnipeg: 10-2

Player	POS	AVG	G	AB	R	H	2B	3B	HR	RBI	BB	HBP	SO	SB	CS	DP	E
Akins, Nick	RF	.273	6	22	0	6	2	1	0	3	3	0	8	1	0	0	0
Alberts, Tim	OF	.293	100	396	65	116	31	6	16	60	20	2	108	5	0	6	3
Bourquin, Ronnie	3B	.296	97	331	77	98	21	0	18	65	67	3	62	2	3	6	16
Brachold, Keith	1B	.285	96	362	49	103	20	1	12	60	32	7	62	8	2	10	7
Cesar, Dionys	2B	.189	10	37	4	7	2	0	0	1	0	0	8	1	0	1	1
DelGuidice, Nick	IF	.000	2	7	0	0	0	0	0	0	1	0	3	0	0	0	2
Einertson, Mitch	OF	.239	63	247	33	59	8	1	1	21	22	6	26	5	1	6	1
Garcia, Jose	2B	.226	17	62	11	14	1	0	0	3	6	0	4	4	0	3	1
Graham, Tyler	OF	.217	6	23	1	5	1	0	0	2	1	0	3	0	0	1	0
Hernandez, Jose	OF	.241	8	29	5	7	0	0	1	3	1	0	6	1	0	0	0
Jackson, Nic	CF	.297	99	384	64	114	23	2	11	69	51	3	81	6	2	13	3
Jennings, Todd	C	.219	93	302	29	66	10	0	0	23	31	5	70	0	2	15	3
Ourso, Clint	C	.164	26	55	5	5	2	0	1	3	5	1	28	0	0	0	0
Penprase, Zach	SS	.257	97	404	81	104	10	2	3	36	43	3	75	40	2	8	20
Piepkorn, Jeremiah	IF	.259	15	58	7	15	0	0	3	13	1	0	8	1	0	2	1
Pineda, Ryan	IF	.351	11	37	5	13	2	0	0	4	6	2	12	2	0	1	2
Retherford, C.J.	2B	.270	83	326	47	88	27	1	8	65	21	2	47	13	2	9	16
Sosnoskie, Buddy	OF	.246	90	329	36	81	6	5	8	37	19	2	49	12	2	6	2

Pitcher	G	GS	CG	IP	H	R	ER	BB	SO	W	L	SV	2B	3B	ERA
Bodishbaugh, Chris	7	0	0	11.0	22	18	14	11	12	0	1	0	2	0	11.46
Burnside, Paul	17	15	0	73.1	88	48	46	42	55	6	5	0	24	1	5.65
Caldera, Alex	19	19	0	114.2	106	59	55	55	97	8	6	0	21	1	4.32
Cruz, Joe	2	2	0	9.2	9	5	5	4	9	0	1	0	2	1	4.66
Ernst, Brian	13	13	0	76.2	77	41	37	34	45	7	2	0	17	1	4.34
Gutierrez, Danny	17	5	0	44.1	43	22	21	21	39	0	3	3	8	1	4.26
Harris, Joe	53	0	0	69.2	47	19	12	18	59	10	3	6	9	2	1.55
Hess, Tyler	10	0	0	10.0	13	10	10	7	8	1	0	0	3	0	9.00
Johnson, Chase	24	0	0	20.0	20	12	8	17	19	1	1	13	5	1	3.60
Kilcrease, Nathan	43	0	0	54.0	40	13	10	19	54	4	2	7	3	1	1.67
King, Mackenzie	34	0	0	63.2	61	30	28	25	34	3	2	1	14	2	3.96
Kingsley, Kyle	1	0	0	2.0	1	0	0	1	0	0	0	0	1	0	0.00
Laber, Jake	20	20	1	117.2	137	71	50	37	73	10	5	0	24	3	3.82
Levitt, Pete	12	0	0	19.2	18	9	9	12	12	0	0	0	4	0	4.12
Miramontes, Derrick	13	0	0	13.0	11	5	4	6	16	2	1	2	2	0	2.77
Opsahl, Ethan	26	7	0	50.2	57	27	21	17	33	1	2	0	9	1	3.73
Stanton, Taylor	19	19	3	126.0	115	39	34	29	108	9	4	0	17	2	2.43
Sunderland, Alex	2	0	0	4.0	4	1	0	2	2	0	0	0	2	0	0.00

All-Time AA Home-Road Record

Year	Home Record	Pct.	Road Record	Pct.
2011	30-20	.600	14-36	.280
2012	32-18	.640	33-17	.660
2013	32-18	.640	30-20	.600
All-Time	94-56	.627	77-73	.513

FARGO-MOORHEAD INDEPENDENT BASEBALL RECORDS

Batting Average	Home Runs	Saves
1. Ruben Salazar, 2008 .378	1. Jesse Hoorelbeke, 2010 29	1. Tom Boleska, 2012 29
2. Joe Mathis, 2006 .359	2. Darryl Motley, 1996 26	2. George Schmidt, 2000 23
3. Darryl Motley, 1996 .346	3. Clyde Williams, 2005 24	3. Nate Cotton, 2008 22
4. Jeremiah Piepkorn, 2009 .339	4. Ricky Freeman, 2000 23	Nate Cotton, 2007 22
5. Richard Austin, 2005 .337	5. Eric Campbell, 2010 22	5. Steve Montgomery, 2002 19
	Darryl Motley, 1997 22	

Runs Scored	RBI	Games Pitched
1. Zach Penprase, 2009 100	1. Darryl Motley, 1996 103	1. Joe Harris, 2013 53
2. Zach Penprase, 2012 95	2. Nic Jackson, 2009 97	2. Casey Hoorelbeke, 2010 52
Joe Mathis, 2006 95	3. Nic Jackson, 2012 89	3. Kevin Fuqua, 2012 47
4. Chad Akers, 1996 84	4. Ryan Delgado, 2012 86	4. Tom Boleska, 2012 46
5. Johnny Knott, 1996 82	5. Ricky Freeman, 2000 83	Adam Rowe, 2007 46
Bryon Jeffcoat, 2004 82		Brian Hewitt, 2006 46
		Mel Spivey, 2005 46

Hits	Stolen Bases
1. Joe Mathis, 2006 142	1. Zach Penprase, 2012 47
2. Mike Coles, 2010 131	2. Zach Penprase, 2009 45
3. Nic Jackson, 2012 125	3. Zach Penprase, 2010 41
4. Jeremiah Piepkorn, 2009 123	4. Zach Penprase, 2013 40
Carlo Cota, 2008 123	Jason Fitzgerald, 2004 40

Doubles	ERA
1. Joe Mathis, 2006 42	1. Casey Hoorelbeke, 2010 1.84
2. Carlo Cota, 2011 32	2. Jeff Bittiger, 1998 1.94
3. Tim Alberts, 2013 31	3. Taft Cable, 2005 2.30
Nic Jackson, 2012 31	4. Justin Fletschock, 2002 2.42
Kelley Gullledge, 2004 31	5. Taylor Stanton, 2013 2.43
Brian Becker, 2002 31	

Triples	Wins
1. Joe Mathis, 2003 9	1. Brandon Culp, 2005 14
2. Justin Justice, 2009 8	2. Dane Renkert, 2007 13
Joe Mathis, 2007 8	Joe Sergent, 2005 13
4. Joe Mathis, 2004 7	4. Tyler Herron, 2012 12
5. Several tied with 6	Jeff Bittiger, 1998 12

Losses
1. Justin Fletschock, 2001 8
2. Jake Laber, 2012 7
Garry Bakker, 2009 7
Gerrit Simpson, 2007 7
J.J. Scheving, 2004 7
Greg Salvevold, 2001 7
Tim Smith, 1997 7

All-time AA record - 3 seasons, 171-129, .570 winning pct.

Opponent	Record	Pct.	Opponent	Record	Pct.	Opponent	Record	Pct.
Amarillo	4-3	.571	Lincoln	20-7	.741	Sioux City	19-11	.633
El Paso	5-2	.714	Newark	3-0	1.000	Sioux Falls	24-14	.632
Gary	10-12	.455	New Jersey	3-1	.750	Trois-Rivieres	2-1	.667
Grand Prairie	5-2	.714	Rockland	4-3	.571	Wichita	5-11	.312
Kansas City	20-11	.645	St. Paul	15-23	.395	Winnipeg	28-21	.571
Laredo	2-9	.182						

GARY SOUTHSORE RAILCATS

2013 Results: 58-41, 2nd place, Central - League Champions

Mailing Address: One Stadium Plaza, Gary, IN 46402.

Stadium Address: One Pennsylvania Avenue, Gary, IN 46402.

Phone: (219) 882-2255. **Fax:** (219) 882-2259.

Web: RailCatsBaseball.com. **Twitter:** @RailCats. **Facebook.com:** RailCat



FRONT OFFICE

Owner: Pat Salvi.

CEO: Lindy Salvi.

President/GM: Pete Laven.

General Counsel: Beth Heffernan.

Assistant GM/Director, Sales: Brian Lyter.

Assistant GM/Dir., Tickets: David Kay.

V.P., Marketing: Natalie Kirby.

Community Relations: Crystal Torres.

Corporate Account Executive: Percy Thornbor.

Head Groundskeeper: Michele Pickering.

Manager, Maintenance: Jim Kerr.

Executive Assistant: Arcella Moxley.

FIELD STAFF

Manager: Greg Tagert.

Hitting Coach: Mick Curran.

Pitching Coach: Jake Upwood.

Third Base Coach: Bobby Segal.

GAME-DAY INFORMATION

Stadium: U.S. Steel Yard.

Year Constructed: 2002. **Capacity:** 6,139.

Outfield Dimensions: 320-400-335.

Visiting Club Hotel: Radisson Hotel at Star Plaza, 800 East First Avenue, Merrillville, IN 46410. **Phone:** (219) 769-6311. **Web:** StarPlaza.com/hotel.

Broadcaster: Matt Friedman.

Games Broadcast: All.

Outlets: WLPR-89.1 FM/thelakeshorefm.com

FIELD MANAGER - GREG TAGERT



Greg Tagert returns for his tenth season with Gary SouthShore. He is the winningest skipper in team history, and has never posted a record under .500 in his 18 seasons as a manager. Tagert has three championship titles along with two Manager of the Year awards.

Tagert, 50, arrived in Northwest Indiana in 2005. His impact was immediate as the RailCats made the playoffs that season and won back-to-back five-game series to win the Northern League title.

Originally from Vacaville, Calif., Tagert worked as a pitching coach for the U. of New Mexico in 1988 and an associate scout for the Detroit Tigers in 1993-94.

Managerial History

Year	Club	League	Affiliate	Level	Record	Finish	Playoffs
1995	Ohio Valley	Frontier	--	Ind.	36-34	5th (8)	
1996	Brainerd	Prairie	--	Ind.	7-9	(team folded)	
1997	Evansville	Frontier	--	Ind.	46-33	2nd (8)	Lost Finals
1998	Evansville	Frontier	--	Ind.	43-36	4th (8)	Lost Semis
1999	Evansville	Frontier	--	Ind.	43-41	T3rd (10)	Lost Semis
2000	Evansville	Frontier	--	Ind.	45-38	4th (10)	Lost Finals
2001	Dubois County	Frontier	--	Ind.	48-36	3rd (12)	Lost Semis
2002	Dubois County	Frontier	--	Ind.	52-32	3rd (12)	Lost Semis
2003	Kenosha	Frontier	--	Ind.	47-42	7th (12)	
2004	Ozark	Frontier	--	Ind.	52-44	6th (12)	
2005	Gary	Northern	--	Ind.	54-42	3rd (12)	Lg. Champions
2006	Gary	Northern	--	Ind.	51-46	3rd (8)	Lost Finals
2007	Gary	Northern	--	Ind.	58-38	1st (8)	Lg. Champions
2008	Gary	Northern	--	Ind.	56-40	2nd (6)	Lost Finals
2009	Gary	Northern	--	Ind.	57-39	1st (6)	Lost Finals
2010	Gary	Northern	--	Ind.	52-48	4th (8)	Lost Semis
2011	Gary	Amer. Assoc.	--	Ind.	54-46	5th (14)	
2012	Gary	Amer. Assoc.	--	Ind.	50-50	8th (13)	
2013	Gary	Amer. Assoc.	--	Ind.	58-41	3rd (13)	Lg. Champions

2014 SCHEDULE

Standard home game times:

Monday-Friday 7:10, Saturday 6:10, Sunday 2:10.

Other home game times:

Monday, May 26: 4:10.

Wednesday, May 28: 11:00 a.m.

Wednesday, July 16: 12:10.

Sunday, August 3: 5:10.

July

Tue 1 - Thu 3 @ Sioux Falls

Fri 4 - Sun 6 St. Paul

Tue 8 - Thu 10 @ Fargo

Fri 11 - Sun 13 @ Winnipeg

Mon 14 - Wed 16 Fargo

Fri 18 - Sun 20 Amarillo

Mon 21 - Thu 24 @ Sioux City

Fri 25 - Sun 27 Winnipeg

Wed 30 - Thu 31 Kansas City

May

Thu 15 - Sun 18 @ St. Paul

Mon 19 - Tue 20 @ Sioux Falls

Thu 22 - Sun 25 Wichita

Mon 26 - Wed 28 Kansas City

Fri 30 - Sat 31 @ Wichita

August

Fri 1 - Sat 2 Kansas City

Sun 3 - Wed 6 Lincoln

Thu 7 - Sun 10 @ Fargo

Mon 11 - Wed 13 Sioux City

Fri 15 - Sun 17 @ Kansas City

Mon 18 - Wed 20 St. Paul

Thu 21 - Sun 24 Kansas City

Tue 26 - Thu 28 @ Sioux City

Fri 29 - Sun 31 @ Winnipeg

June

Sun 1 @ Wichita

Mon 2 - Thu 5 @ Sioux City

Fri 6 - Sun 8 Sioux Falls

Mon 9 - Wed 11 Sioux City

Fri 13 - Sun 15 @ Lincoln

Mon 16 - Wed 18 @ Grand Prairie

Fri 20 - Sun 22 Lincoln

Mon 23 - Thu 26 Sioux Falls

Fri 27 - Sun 29 @ Kansas City

Mon 30 @ Sioux Falls

September

Mon 1 @ Winnipeg

INDEPENDENT YEARLY RESULTS

Year	League	W	L	Pct.	Place	Attendance	Manager
2002	Northern	35	55	.389	10th (10)	(road team)	Joe Calfapietra
2003	Northern	36	54	.400	9th (10)	140,310	Garry Templeton
2004	Northern	31	65	.323	10th (10)	147,801	Garry Templeton
2005	Northern	54	42	.563	3rd (12)	151,850	Greg Tagert
2006	Northern	51	46	.526	3rd (8)	163,133	Greg Tagert
2007	Northern	58	38	.604	1st (8)	166,338	Greg Tagert
2008	Northern	56	40	.583	2nd (6)	159,586	Greg Tagert
2009	Northern	57	39	.594	1st (6)	166,334	Greg Tagert
2010	Northern	52	48	.520	4th (8)	166,366	Greg Tagert
2011	American Association	54	46	.540	5th (14)	157,676	Greg Tagert
2012	American Association	50	50	.500	8th (13)	159,837	Greg Tagert
2013	American Association	58	41	.586	3rd (13)	165,024	Greg Tagert

PLAYOFF HISTORY

Year	Round	Opponent	Result	Year	Round	Opponent	Result
2005	Semis	St. Paul	W 3-2	2009	Semis	Kansas City	W 3-2
	Finals	Fargo-Moorhead	W 3-2		Finals	Fargo-Moorhead	L 3-1
2006	Semis	Schaumburg	W 3-2	2010	Semis	Fargo-Moorhead	L 3-0
	Finals	Fargo-Moorhead	L 3-1	2013	Semis	Fargo-Moorhead	W 3-1
2007	Semis	Winnipeg	W 3-2		Finals	Wichita	W 3-1
	Finals	Calgary	W 3-2				
2008	Semis	Winnipeg	W 3-1				
	Finals	Kansas City	L 3-1				

2013 GARY SOUTHSORE STATISTICS

vs. Amarillo: 1-2	vs. Lincoln: 3-7	vs. Sioux Falls: 2-8
vs. El Paso: 4-2	vs. Quebec: 1-1	vs. Wichita: 7-6
vs. Fargo-Moorhead: 7-3	vs. St. Paul: 11-2	vs. Winnipeg: 6-1
vs. Kansas City: 11-3	vs. Sioux City: 8-6	

Player	POS	AVG	G	AB	R	H	2B	3B	HR	RBI	BB	HBP	SO	SB	CS	DP	E
Babineau, Ryan	C	.251	61	199	27	50	6	1	3	24	19	2	34	8	0	7	3
Brockett, Ryan	IF	.364	22	55	12	20	3	0	0	6	5	0	9	0	0	2	2
Davis, Aljay	2B	.333	2	3	1	1	0	0	0	0	0	1	2	1	0	0	0
Frnk, Reid	OF	.294	20	68	13	20	5	1	1	10	11	2	24	6	0	0	3
Guerrero, Cristian	OF	.233	94	382	33	89	25	1	5	55	29	4	104	3	0	26	0
Klein, Adam	OF	.288	96	365	62	105	22	7	0	40	78	3	50	21	5	5	4
Kolb, Brian	IF	.311	84	318	51	99	17	1	0	36	29	4	49	12	6	15	10
Liddle, Steven	OF	.226	25	93	12	21	4	1	0	8	12	1	27	1	0	0	6
Liles, Nick	OF	.217	32	106	11	23	2	0	0	10	6	0	18	2	0	5	3
Maddox, Craig	C	.261	68	234	42	61	15	1	5	29	33	4	60	1	1	2	3
Martinez, Drew	OF	.294	92	323	45	95	11	3	1	42	24	7	41	17	7	9	2
Massaro, Mike	OF	.303	97	396	60	120	20	17	2	60	46	0	46	11	1	6	3
Miller, Ryan	IF	.111	4	9	0	1	0	0	0	1	1	0	2	0	0	0	1
Mitchell, Zac	IF	.237	90	283	35	67	7	2	2	40	26	6	45	5	3	3	17
Pulfer, Daniel	IF	.284	61	197	30	56	7	0	1	33	23	2	34	9	6	4	12
Smith, Tim	C	.600	2	5	0	3	1	1	0	3	0	0	0	0	0	0	0
Tucker, Chase	IF	.206	42	136	20	28	3	1	0	13	15	3	35	5	0	5	7
Vitters, Christian	IF	.306	51	183	27	56	11	4	0	20	13	4	43	5	3	0	4

Pitcher	G	GS	CG	IP	H	R	ER	BB	SO	W	L	SV	2B	3B	ERA
Adkins, James	15	6	0	35.2	47	23	18	14	13	1	3	0	10	0	4.54
Biggs, Josh	2	0	0	2.0	7	9	9	3	1	0	0	0	1	0	40.50
Coombs, Morgan	21	16	1	92.2	100	57	51	32	69	6	3	0	14	2	4.95
Durham, Ian	43	0	0	45.0	41	16	16	14	38	2	2	9	5	1	3.20
Fontana, Chuck	8	0	0	13.2	14	10	8	5	12	2	0	0	5	0	5.27
Gonzalez, Marco	32	0	0	33.1	31	10	7	10	25	0	3	8	10	0	1.89
Hanley, Mike	5	0	0	6.0	7	2	0	2	1	0	0	0	1	0	0.00
Hiscock, Stephen	11	11	0	69.0	68	28	25	16	50	4	2	0	14	2	3.26
Jernstad, Matt	8	1	0	11.1	14	7	5	7	7	0	0	0	1	0	3.97
Krout, Will	17	13	1	84.0	114	58	52	14	49	3	5	0	19	3	5.57
Lindquist, Kyle	32	0	0	49.2	35	15	12	13	18	2	2	1	9	0	2.17
Matsuka, Takahiro	1	0	0	0.1	0	3	2	1	0	0	0	0	0	0	54.00
Potts, Boomer	15	0	0	15.0	17	8	4	6	10	1	1	0	2	0	2.40
Quijano, Alain	21	21	3	133.1	141	67	60	32	82	12	7	0	22	6	4.05
Rodriguez, Osvaldo	5	2	0	17.0	18	9	9	7	7	1	1	0	1	0	4.77
Ronick, Ari	13	13	0	75.1	79	40	35	22	57	6	5	0	13	2	4.18
Sewitt, Taylor	36	0	0	53.2	71	36	30	15	22	4	1	1	11	2	5.03
Spottiswood, Billy	15	14	0	86.1	97	37	33	26	40	6	3	0	19	1	3.44
Uriegas, Estevan	21	0	0	17.0	15	6	5	5	21	2	1	1	3	0	2.65
Verthein, Tim	1	1	0	5.1	2	2	1	3	1	0	0	0	1	0	1.69
Zavada, Clay	15	0	0	16.1	10	3	3	6	18	6	1	3	3	0	1.65
Zeller, Joe	1	1	0	3.1	7	8	6	3	4	0	1	0	2	1	16.20

All-Time AA Home-Road Record

Year	Home Record	Pct.	Road Record	Pct.
2011	32-18	.640	22-28	.440
2012	28-22	.560	22-28	.440
2013	32-18	.640	26-23	.531
All-Time	92-58	.613	70-79	.470

GARY SOUTHSORE INDEPENDENT BASEBALL RECORDS

Batting Average	RBI	Saves
1. Tanner Townsend, 2008 .371	1. Tanner Townsend, 2008 84	1. Tony Cogan, 2007 25
2. Francisco Matos, 2002 .362	2. Cristian Guerrero, 2011 82	2. Andy Shipman, 2010 21
3. Brad Boyer, 2011 .348	3. Brad Boyer, 2011 68	3. Derek Lopez, 2005 17
4. Mike Massaro, 2011 .344	4. Steve Haake, 2009 67	4. Andy Shipman, 2009 13
5. Mike Massaro, 2012 .325	5. Mike Massaro, 2011 66	5. Benji Miller, 2003 12
	Wes Chamberlain, 2003 66	

Runs Scored	Stolen Bases	Games Pitched
1. Mike Massaro, 2012 76	1. Billy Brown, 2003 32	1. Kris Regas, 2006 56
2. Adam Klein, 2011 75	2. Adam Klein, 2012 30	2. Brandon Higelin, 2008 50
3. Adam Klein, 2012 72	David Cooper, 2012 30	3. Will Krout, 2011 49
4. Rob Marconi, 2008 71	4. Adam Klein, 2010 29	4. Tony Cogan, 2007 46
5. Jay Pecci, 2008 70	5. Jermaine Allensworth, 2006 26	5. Ian Durham, 2013 43
		Aaron Cook, 2010 43
		Andy Shipman, 2010 43
		Byron Embry, 2002 43

Hits	ERA	Innings Pitched
1. Mike Massaro, 2011 142	1. Tony Cogan, 2008 2.08	1. Josh Habel, 2007 155.0
2. Mike Massaro, 2012 135	2. Willie Glen, 2010 2.39	2. Jason Shelley, 2006 153.2
3. Brad Boyer, 2011 123	3. Cody Fisher, 2005 2.50	3. Tony Cogan, 2009 150.0
4. Mike Massaro, 2013 120	4. Travis Kerber, 2006 2.78	Jamie Bennett, 2005 150.0
5. Adam Klein, 2010 119	5. Jeremy Plexico, 2008 2.79	5. Willie Glen, 2006 148.2
Mike Massaro, 2010 119		

Doubles	Wins	Walks
1. Mike Rohde, 2011 32	1. Alain Quijano, 2013 12	1. Scott Shaw, 2011 62
2. Mike Massaro, 2011 28	Willie Glen, 2007 12	2. Willie Glen, 2006 60
Mike Massaro, 2009 28	Josh Habel, 2007 12	3. Jason Shelley, 2006 51
4. Tanner Townsend, 2007 27	Jason Shelley, 2006 12	4. Drew Dickinson, 2008 50
5. Louis Ott, 2010 26	5. Scott Shaw, 2011 11	5. Josh Habel, 2007 46
Jay Pecci, 2008 26	Willie Glen, 2010 11	
Tanner Townsend, 2008 26	Willie Glen, 2006 11	

Triples	Losses	Strikeouts
1. Mike Massaro, 2013 17	1. Tony O'Donnell, 2004 11	1. Willie Glen, 2007 162
2. Mike Massaro, 2011 16	Graham Mazur, 2002 11	2. Jason Shelley, 2006 145
3. Mike Massaro, 2012 12	3. Morgan Coombs, 2012 9	3. Willie Glen, 2006 122
4. Anthony Iapocce, 2005 9	Tom Thornton, 2010 9	4. Josh Habel, 2006 112
5. Brad Boyer, 2011 8	Josh Habel, 2006 9	5. Willie Glen, 2010 110
	Dan Soria, 2003 9	
	Mike Riley, 2002 9	

Home Runs
1. Cristian Guerrero, 2010 19
2. Cristian Guerrero, 2008 16
3. Jermaine Swinton, 2002 15
4. Tanner Townsend, 2008 14
5. Wes Chamberlain, 2003 13

All-time AA record - 3 seasons, 162-137, .542 winning pct.

Opponent	Record	Pct.	Opponent	Record	Pct.	Opponent	Record	Pct.
Amarillo	4-5	.444	Laredo	2-4	.333	Shreveport	6-3	.667
El Paso	4-2	.667	Lincoln	16-12	.571	Sioux City	20-22	.476
Fargo	12-10	.546	Newark	3-1	.750	Sioux Falls	13-20	.394
Fort Worth	3-0	1.000	New Jersey	3-1	.750	Wichita	12-16	.429
Grand Prairie	2-2	.500	Quebec	2-3	.400	Winnipeg	13-9	.591
Kansas City	17-10	.630	St. Paul	27-16	.628	Worcester	3-1	.750

GRAND PRAIRIE AIRHOGS

2013 Results: 54-46, 1st place, South

1600 Lone Star Parkway, Grand Prairie, TX 75050.

Phone: (972) 504-9383. Fax: (972) 237-9154.

Web: AirHogsBaseball.com.

Twitter: @GPAirHogs.

Facebook.com/GPAirHogs.



FRONT OFFICE

Chairman of the Board: Gary Elliston.

Head Groundskeeper: T.D. Taylor.

VP/General Manager: John Bilbow.

Finance & Merch. Manager: Trista Earlston.

Director, Ticket Operations: Katy White.

Outside Events Coordinator: Matt Raffaele.

Dir., Communications: David Hatchett.

Food and Beverage Manager: Chris Moriarty.

Director, Ballpark Operations: Mike Welch.

Administrative Assistant: Donna White.

FIELD STAFF

Manager: Ricky VanAsselberg.

Coach: Barrett Weaver.

GAME-DAY INFORMATION

Stadium: QuikTrip Park.

Games Broadcast: All.

Year Constructed: 2008. **Capacity:** 5,445.

Outlet: AirHogsBaseball.com.

Outfield Dimensions: 330-400-330.

Visiting Club Hotel: Hawthorn Suites, 2401 Brookhollow Plaza Drive, Arlington, TX 76006. **Phone:** (817) 640-1188.

FIELD MANAGER - RICKY VanASSELBERG



Ricky VanAsselberg starts his third season as the AirHogs' manager. He led Grand Prairie to a league-best 64-36 record and the 2011 American Association championship; it was Van Asselberg's second straight league championship, as he led the Shreveport-Bossier Captains to the title in 2010.

VanAsselberg, 39, previously managed the Alexandria Aces in the United League. His clubs won back-to-back crowns in 2006 and 2007.

VanAsselberg started his professional playing career in 1996 with the Alexandria Aces of the Texas-Louisiana League. In 1997, he was signed by the Baltimore Orioles and played for

the Bluefield Orioles in the Appalachian League. Ricky also spent time with the Ozark (MO) Mountain Ducks in 2001 and Rio Grande Valley (TX) White Wings in 2002, serving as a player/coach for both clubs.

A Gardner, La., resident, Van Asselberg played collegiately at Baptist Christian (La.) College.

Managerial History

Year	Club	League	Affiliate	Level	Record	Finish	Playoffs
2006	Alexandria	United	--	Ind.	45-44	3rd (6)	Lg. Champions
2007	Alexandria	United	--	Ind.	60-35	1st (6)	Lg. Champions
2008	Alexandria	United	--	Ind.	50-35	2nd (6)	Lost Finals
2009	Shreveport	Amer. Assoc.	--	Ind.	48-48	T-6th (10)	
2010	Shreveport	Amer. Assoc.	--	Ind.	58-37	2nd (10)	Lg. Champions
2011	Grand Prairie	Amer. Assoc.	--	Ind.	64-36	1st (14)	Lg. Champions
2012	Grand Prairie	Amer. Assoc.	--	Ind.	53-47	5th (13)	
2013	Grand Prairie	Amer. Assoc.	--	Ind.	54-46	5th (13)	Lost Semis

2014 SCHEDULE

Standard home game times:

Monday-Saturday 7:05, Sunday 2:05.

Other home game times:

Tuesday, May 20: 10:35 a.m.

Wednesday, May 21: 10:35 a.m.

Sunday, June 8 (DH): 1:05.

Wednesday, July 2: 11:05 a.m.

Friday, July 4: 6:05.

Sunday, August 3: 6:05.

July

Tue 1 - Wed 2

Sioux City

Fri 4 - Sun 6

Lincoln

Tue 8 - Thu 10

@ Kansas City

Fri 11 - Sun 13

@ Sioux Falls

Tue 15 - Thu 17

Wichita

Fri 18 - Sun 20

Quebec*

Mon 21 - Wed 23

@ Kansas City

Fri 25 - Sun 27

@ Laredo

Wed 30 - Thu 31

@ Lincoln

May

Thu 15 - Sun 18

@ Wichita

Mon 19 - Wed 21

Lincoln

Thu 22 - Sun 25

Laredo

Mon 26 - Tue 27 (DH)

@ Lincoln

Thu 29 - Sat 31

@ Amarillo

June

Sun 1

@ Amarillo

Mon 2 - Thu 5

Trois-Rivieres*

Fri 6

Wichita

Sun 8

Wichita (DH)

Tue 10 - Thu 12

@ Winnipeg

Fri 13 - Sun 15

@ Sioux City

Mon 16 - Wed 18

Gary

Fri 20 - Sun 22

Amarillo

Mon 23 - Thu 26

@ Wichita

Fri 27 - Sun 29

@ Laredo

Mon 30

Sioux City

August

Fri 1 - Sat 2

@ Lincoln

Sun 3 - Wed 6

Laredo

Thu 7 - Sun 10

Amarillo

Tue 12 - Thu 14

@ Laredo

Fri 15 - Sun 17

@ Wichita

Mon 18 - Wed 20

Laredo

Thu 21 - Sun 24

@ Amarillo

Mon 25 - Wed 27

Wichita

Fri 29 - Sun 31

Amarillo

September

Mon 1

Amarillo

* - Can-Am League opponent.

INDEPENDENT YEARLY RESULTS

Year	League	W	L	Pct.	Place	Attendance	Manager
2008	American Association	56	40	.583	3rd (10)	143,627	Pete Incaviglia
2009	American Association	48	48	.500	T-6th (10)	141,132	Pete Incaviglia
2010	American Association	43	52	.453	8th (10)	124,539	Pete Incaviglia
2011	American Association	64	36	.640	1st (14)	117,861	Ricky VanAsselberg
2012	American Association	53	47	.530	5th (13)	108,236	Ricky VanAsselberg
2013	American Association	54	46	.540	5th (13)	111,195	Ricky VanAsselberg

PLAYOFF HISTORY

Year	Round	Opponent	Result	Year	Round	Opponent	Result
2008	Semis	Fort Worth	W 3-1	2013	Semis	Wichita	L 3-0
	Finals	Sioux Falls	L 3-1				
2011	Semis	Wichita	W 3-1				
	Finals	St. Paul	W 3-2				

2013 GRAND PRAIRIE AIRHOGS STATISTICS

vs. Amarillo: 12-12
 vs. El Paso: 12-8
 vs. Kansas City: 5-4
 vs. Laredo: 7-7

vs. Lincoln: 3-0
 vs. Newark: 2-1
 vs. St. Paul: 3-5
 vs. Sioux City: 1-2

vs. Sioux Falls: 3-0
 vs. Wichita: 6-4
 vs. Winnipeg: 0-3

Player	POS	AVG	G	AB	R	H	2B	3B	HR	RBI	BB	HBP	SO	SB	CS	DP	E
Dotson, Bubba	OF	.204	24	54	11	11	2	0	1	10	7	4	12	5	0	0	2
Flores, Angel	C	.263	92	319	33	84	20	2	6	38	35	7	53	0	3	11	6
Gibbs, Micah	C	.196	14	46	3	9	2	1	0	3	6	2	9	0	0	1	0
Hall, Frazier	IF	.268	29	112	15	30	9	5	2	18	4	1	27	1	1	2	5
Held, Kenny	OF	.225	87	289	31	65	8	3	3	33	27	2	86	4	1	10	8
Jimenez, Jorge	IF	.231	13	39	3	9	0	0	0	2	4	1	5	1	0	2	1
Karr, Palmer	OF	.239	47	180	25	43	2	0	10	32	17	5	48	2	1	5	1
Kendricks, Brandon	OF	.000	2	7	0	0	0	0	0	1	0	0	1	0	0	0	0
King, Aaron	OF	.389	9	36	8	14	3	1	2	5	2	0	11	0	0	1	0
Kiniry, Rian	OF	.263	56	175	22	46	10	3	0	15	29	4	39	15	3	2	2
Malcolm, Stephen	IF	.222	5	9	2	2	0	0	0	0	0	0	3	1	1	0	0
Marks, Jordan	IF	.000	1	2	0	0	0	0	0	0	0	0	1	0	0	0	0
Mozingo, Chad	OF	.255	27	102	16	26	5	3	0	15	14	4	16	6	2	1	0
Myrow, Brian	IF	.274	73	248	38	68	12	3	4	34	45	10	62	1	0	16	5
Neil, Charlie	C	.286	5	7	0	2	0	0	0	2	1	0	3	0	0	0	0
Newell, Austin	OF	.301	34	103	12	31	7	0	0	16	18	6	20	3	0	4	2
Nishimoto, Yasutsugu	IF	.238	71	181	27	43	7	2	0	19	34	1	33	7	2	4	12
Pinckney, Brandon	IF	.296	98	402	57	119	19	1	4	45	43	3	54	2	2	15	10
Pineda, Ryan	IF	.280	84	328	52	92	22	1	6	45	35	5	68	6	5	10	18
Richardson, Juan	IF	.290	49	169	32	49	5	1	4	22	31	1	41	0	0	11	8
Rodriguez, Andres	IF	.285	95	362	58	103	26	0	15	66	28	16	64	0	1	20	3
Simon, Keanon	CF	.264	35	144	23	38	7	2	2	10	12	2	28	8	3	1	1
Staley, Joe	C	.160	8	25	3	4	0	0	1	5	0	0	13	0	0	0	0

Pitcher	G	GS	CG	IP	H	R	ER	BB	SO	W	L	SV	2B	3B	ERA
Adkins, James	3	3	1	14.0	26	15	10	6	5	1	1	0	3	1	6.43
Allen, Chris	5	0	0	3.2	8	5	5	3	5	0	0	0	1	0	12.27
Bargas, Brandon	13	13	0	72.2	87	46	43	29	43	3	6	0	18	2	5.33
Blacksher, Derek	20	20	1	135.1	148	70	63	26	84	10	7	0	34	9	4.19
Camilli, Curtis	4	3	0	19.0	23	12	12	2	5	0	2	0	6	2	5.68
Cowan, Jake	5	5	0	25.0	38	18	15	8	10	0	0	0	12	0	5.40
Cunningham, Jakob	37	0	0	37.2	36	17	14	10	19	2	0	0	5	2	3.35
Dowdy, Justin	31	0	0	27.2	31	14	11	14	25	2	4	2	6	0	3.58
Gagnier, Drew	4	0	0	5.2	9	5	5	1	4	0	0	0	2	0	7.94
Garcia, Gabriel	9	8	0	43.1	50	27	24	16	27	2	3	0	11	1	4.99
Green, Cole	1	1	0	3.0	6	5	5	3	1	0	1	0	0	0	15.00
Johnson, Chase	10	0	0	9.2	9	4	4	3	9	0	0	0	2	1	3.72
Lugo, Jorge	5	5	0	28.0	28	17	16	10	16	3	2	0	4	1	5.14
Lukanen, Chuck	1	1	0	4.0	7	2	2	1	1	0	0	0	1	0	4.50
Mincey, Patrick	50	0	0	53.1	33	6	6	14	55	5	1	24	7	3	1.01
Miramontes, Derrick	28	2	1	45.0	37	22	21	12	32	0	1	1	9	1	4.20
Mortensen, Jared	17	15	1	100.1	102	51	42	25	94	4	6	0	18	2	3.77
Nikonchik, Stephen	11	0	0	17.2	12	2	2	8	11	2	0	0	2	1	1.02
Potts, Boomer	18	0	0	17.1	12	6	5	9	22	5	0	0	1	1	2.60
Quinowski, David	43	0	0	40.0	37	21	18	15	37	4	4	0	9	2	4.05
Renfro, Josh	2	0	0	2.1	7	4	2	3	4	0	0	0	1	0	7.71
Schuler, Marshall	9	0	0	13.2	14	9	9	6	13	1	0	0	1	1	5.93
Strawn, Josh	21	21	1	138.2	162	70	63	27	67	9	7	0	34	3	4.09
Wilkerson, Aaron	3	3	0	14.2	6	3	3	5	8	1	1	0	3	1	1.84

GRAND PRAIRIE INDEPENDENT BASEBALL RECORDS

Batting Average	Home Runs	Losses
1. Greg Porter, 2010	1. Greg Porter, 2010	1. Derek Blacksher, 2013
2. Bryan Myrow, 2012	2. Andres Rodriguez, 2013	Josh Strawn, 2013
3. Cesar Nicolas, 2011	Trent Lockwood, 2012	John Brownell, 2012
4. David Espinosa, 2010	Andres Rodriguez, 2012	Nick DeBarr, 2012
5. Greg Porter, 2011	5. Cesar Nicolas, 2009	5. Several tied with

Runs Scored	RBI	Saves
1. David Espinosa, 2010	1. Cesar Nicolas, 2009	1. Jon Hunton, 2011
2. David Espinosa, 2011	2. Greg Porter, 2010	2. Patrick Mincey, 2013
3. Cesar Nicolas, 2009	3. Andres Rodriguez, 2012	3. James Morrison, 2009
4. Greg Porter, 2010	4. Cesar Nicolas, 2011	4. James Morrison, 2008
5. Keanon Simon, 2012	5. John Alonso, 2011	5. Justin Dowdy, 2012

Hits	Stolen Bases	Games Pitched
1. Greg Porter, 2010	1. Aaron Garza, 2009	1. Ronnie Morales, 2012
2. David Espinosa, 2010	2. Danny Figueroa, 2011	2. Patrick Mincey, 2013
3. David Espinosa, 2011	3. David Thomas, 2011	3. Jon Hunton, 2011
4. Keanon Simon, 2012	4. Keanon Simon, 2012	James Morrison, 2009
5. Cesar Nicolas, 2009	5. Brandon Carter, 2009	5. Vinnie DeChristofaro, 2008

Doubles	ERA	Innings Pitched
1. Cesar Nicolas, 2009	1. Scot Drucker, 2008	1. John Brownell, 2012
2. Cesar Nicolas, 2011	2. Kieran Mattison, 2008	2. Nick DeBarr, 2012
3. Greg Porter, 2010	3. John Brownell, 2012	3. John Brownell, 2011
4. Andres Rodriguez, 2013	4. Nat Harris, 2008	4. Josh Strawn, 2013
David Thomas, 2011	5. Jared Mortensen, 2013	5. Derek Blacksher, 2013

Triples	Wins	Walks
1. Keanon Simon, 2012	1. Josh Rainwater, 2011	1. Ryne Tacker, 2010
David Espinosa, 2011	2. Nick DeBarr, 2012	2. Cody Crowell, 2009
3. David Thomas, 2011	3. John Brownell, 2011	3. Matt Green, 2009
4. Mike Conroy, 2009	4. Derek Blacksher, 2013	4. John Brownell, 2011
5. David Espinosa, 2010	Jason Jennings, 2011	5. Nick DeBarr, 2012

Strikeouts
1. John Brownell, 2011
2. Matt Green, 2009
3. John Brownell, 2012
4. Jared Mortensen, 2013
Ryne Tacker, 2010

All-time record - 6 seasons, 318-269, .542 winning pct.

Opponent	Record	Pct.	Opponent	Record	Pct.	Opponent	Record	Pct.
Amarillo	30-24	.555	Laredo	19-16	.543	Shreveport	40-30	.571
El Paso	65-51	.560	Lincoln	17-6	.739	Sioux City	11-10	.524
Fargo	2-5	.286	Pensacola	34-32	.515	Sioux Falls	9-9	.500
Fort Worth	42-29	.592	Newark	5-1	.833	Wichita	16-14	.533
Gary	2-2	.500	New Jersey	2-1	.667	Winnipeg	0-3	.000
Kansas City	16-14	.533	Rockland	3-1	.750	Worcester	2-1	.667
			St. Paul	4-20	.167			

All-Time AA Home-Road Record

Year	Home Record	Pct.	Road Record	Pct.
2008	31-17	.646	25-23	.521
2009	23-25	.479	25-23	.521
2010	23-25	.479	20-27	.426
2011	33-17	.660	31-19	.620
2012	34-16	.680	19-31	.380
2013	31-18	.633	23-28	.451
All-Time	175-118	.597	143-151	.486

KANSAS CITY T-BONES

2013 Results: 40-60, 4th place, Central

1800 Village West Parkway
Kansas City, KS 66111

Phone: (913) 328-2255. **Fax:** (913) 328-5652.

Web: TBonesBaseball.com.

Twitter: @TBonesBaseball.

Facebook.com/TBonesBaseball.



FRONT OFFICE

Owner: John Ehlert.

President: Adam Ehlert.

VP/General Manager: Chris Browne.

AGM/Director, Group Sales: Kurt Sieker.

Director, Corporate Sales: Seth Alberg.

Director, Media Relations: Matt Fulks.

Director, Promotions: Ashley Goodrich.

Director, Ticket Sales: Crystal McQuain.

Asst. Director, Group Sales: Brad Holt.

Sales Executives: Ryan Stos, Jared Reid.

Director, Operations: Rylan Brody.

Director, Merchandise: Cydney Potter.

Bookkeeper: Sherrie Stover.

Groundskeeper: Glen Aveson.

FIELD STAFF

Manager: John Massarelli.

Coaches: Bill Sobbe, Dave Schaub,
Frank White.

GAME-DAY INFORMATION

Stadium: CommunityAmerica Ballpark.

Year Constructed: 2003. **Capacity:** 6,270.

Outfield Dimensions: 300-396-328.

Visiting Club Hotel: Country Inn & Suites, 1805 North 110th Street, Kansas City, KS 66111. **Telephone:** (913) 299-4700.

Broadcaster: Brian Bruce.

Games Broadcast: All.

Webcast: KUDL 1660/tbonesbaseball.com.

FIELD MANAGER - JOHN MASSARELLI



John Massarelli enters his first season as the T-Bones' manager in 2014, and his 13th season as a manager overall.

Most recently, he managed the Lake Erie Crushers of the Frontier League to a 211-170 record and league championship (2009) in four seasons. Before that, he guided Washington of the Frontier League to four division championships. Overall, as a manager in the Frontier League, Massarelli compiled a .590 (450-313) winning percentage.

Prior to the Frontier League, Massarelli spent four seasons managing in the Houston Astros' system. He also played 10 seasons in professional baseball in the Houston, Florida, Cleveland and San Diego organizations, reaching as high as Triple-A.

Managerial History

Year	Club	League	Affiliate	Level	Record	Finish	Playoffs
2000	Auburn	N.Y.-Penn	Houston	Short A	32-42	11th/14	
2001	Michigan	Midwest	Houston	Low A	82-55	3rd/14	Lost Quarters
2002	Michigan	Midwest	Houston	Low A	79-61	4th/14	Lost Quarters
2003	Salem	Carolina	Houston	High A	73-65	4th/8	
2004	Washington	Frontier	Ind.	Ind.	62-34	1st/12	Lost Semis
2005	Washington	Frontier	Ind.	Ind.	63-32	1st/12	Lost Semis
2006	Washington	Frontier	Ind.	Ind.	59-37	1st/10	Lost Semis
2007	Washington	Frontier	Ind.	Ind.	55-40	3rd/12	Lost Finals
2009	Lake Erie	Frontier	Ind.	Ind.	57-38	2nd/12	League Champions
2010	Lake Erie	Frontier	Ind.	Ind.	50-46	7th/12	
2011	Lake Erie	Frontier	Ind.	Ind.	51-44	4th/12	Lost Semis
2012	Lake Erie	Frontier	Ind.	Ind.	53-42	7th/14	

2014 SCHEDULE

Standard home game times:

Monday-Saturday 7:05, Sunday 5:05.

Other home game times:

Sunday, May 25: 7:05.

Wednesday, June 4: 11:05 a.m.

Wednesday, June 18: 11:05 a.m.

Sunday, July 20: 1:05.

Sunday, August 31: 7:05.

Monday, September 1: 1:05.

July

Tue 1 - Thu 3 @ Winnipeg

Fri 4 - Sun 6 **Sioux Falls**

Tue 8 - Thu 10 **Grand Prairie**

Fri 11 - Sun 13 @ St. Paul

Mon 14 - Wed 16 @ Sioux City

Fri 18 - Sun 20 **Winnipeg**

Mon 21 - Wed 23 **Grand Prairie**

Fri 25 - Sun 27 @ Lincoln

Wed 30 - Thu 31 @ Gary

May

Thu 15 - Sun 18

Mon 19 - Wed 21

Thu 22 - Sun 25

Mon 26 - Wed 28

Thu 29 - Sat 31

Lincoln

@ Wichita

Fargo

@ Gary

@ Sioux Falls

June

Sun 1 @ Sioux Falls

Mon 2 - Thu 5

Fri 6 - Sun 8

Tue 10 - Thu 12

Fri 13 - Sun 15

Tue 17 - Thu 19

Fri 20 - Sun 22

Mon 23 - Thu 26

Fri 27 - Sun 29

Wichita

Laredo

@ Wichita

@ Laredo

Sioux City

Laredo

@ Amarillo

Gary

August

Fri 1 - Sat 2 @ Gary

Sun 3 - Wed 6 **St. Paul**

Fri 8 - Mon 11 @ Laredo

Tue 12 - Thu 14 @ Amarillo

Fri 15 - Sun 17 **Gary**

Mon 18 - Wed 20 **Amarillo**

Thu 21 - Sun 24 @ Gary

Tue 26 - Thu 28 @ Fargo

Fri 29 - Sun 31 **St. Paul**

September

Mon 1 **St. Paul**

YEARLY RESULTS

Year	League	W	L	Pct.	Place	Attendance	Manager
2003	Northern	43	46	.483	5th (10)	204,198	Al Gallagher
2004	Northern	48	48	.500	7th (10)	238,745	Al Gallagher
2005	Northern	45	49	.479	8th (12)	244,414	Al Gallagher
2006	Northern	45	51	.469	5th (8)	269,205	Al Gallagher
2007	Northern	44	52	.458	6th (8)	289,165	Andy McCauley
2008	Northern	46	50	.479	4th (6)	280,795	Andy McCauley
2009	Northern	46	50	.479	4th (6)	245,625	Andy McCauley
2010	Northern	58	42	.580	2nd (8)	264,368	Tim Doherty
2011	American Association	48	52	.480	T-9th (14)	261,115	Tim Doherty
2012	American Association	51	49	.510	7th (13)	260,620	Kenny Hook
2013	American Association	40	60	.400	11th (13)	265,596	Kenny Hook

PLAYOFF HISTORY

Year	Round	Opponent	Result	Year	Round	Opponent	Result
2004	Semis	Schaumburg	L 3-2	2009	Semis	Gary	L 3-2
2008	Semis	Fargo-Moorhead	W 3-0	2010	Semis	Joliet	W 3-2
	Finals	Gary	W 3-2		Finals	Fargo-Moorhead	L 3-0

2013 KANSAS CITY T-BONES STATISTICS

vs. Amarillo: 3-1	vs. Laredo: 7-6	vs. Sioux City: 5-2
vs. El Paso: 1-2	vs. Lincoln: 4-6	vs. Sioux Falls: 3-4
vs. Fargo-Moorhead: 3-6	vs. Quebec: 1-2	vs. Wichita: 1-10
vs. Gary SouthShore: 3-11	vs. Rockland: 1-2	vs. Winnipeg: 2-1
vs. Grand Prairie: 4-5	vs. St. Paul: 2-2	

Player	POS	AVG	G	AB	R	H	2B	3B	HR	RBI	BB	HBP	SO	SB	CS	DP	E
Bass, Justin	OF	.273	49	198	27	54	11	3	4	21	20	2	29	10	2	5	6
Coleman, Trevor	C	.276	50	181	17	50	7	0	4	20	24	1	24	0	1	5	6
Davis, Anthony	IF	.235	30	68	8	16	0	0	0	3	4	1	18	2	1	2	5
Gathright, Joey	OF	.301	55	183	26	55	4	0	0	20	22	5	35	10	0	3	2
Goodwin, Devin	3B	.293	70	273	48	80	15	3	12	38	19	2	49	15	4	0	15
Hightower, Kody	IF	.179	12	39	6	7	1	0	0	2	5	2	9	1	0	0	2
Jones, Brandon	OF	.197	42	152	20	30	7	2	2	14	18	2	21	0	3	1	1
Jones, Brandon	3B	.321	14	56	8	18	3	0	4	11	2	0	10	0	0	3	2
Jones, Kennard	OF	.292	100	415	65	121	24	4	3	34	37	4	65	28	12	5	3
Miramontes, K.J.	IF	.143	7	14	1	2	0	0	0	0	0	0	5	1	0	0	0
Molina, Felix	IF	.263	98	358	42	94	10	2	2	43	30	4	35	24	9	14	17
Nichols, Kyle	OF	.224	37	125	17	28	2	0	8	34	25	4	40	0	0	6	1
Padgett, Matt	IF	.337	82	300	56	101	33	2	19	66	58	1	56	1	3	9	5
Paramore, Petey	C	.264	47	144	25	38	12	0	4	21	34	1	23	1	2	3	2
Pearl, Brandon	C	.182	6	11	1	2	0	0	0	1	0	0	5	0	0	0	0
Perez, Jairo	IF	.309	96	375	58	116	25	2	19	72	23	8	56	7	5	8	13
Ramler, Nathan	OF	.222	11	36	3	8	1	0	0	3	2	1	9	0	0	1	0
Rivera, Luis	RF	.276	48	170	24	47	9	0	5	24	12	5	40	4	4	8	4
Sadler, Ray	RF	.218	41	147	23	32	5	0	10	22	13	2	37	8	1	3	0
Squier, Jeff	IF	.195	23	41	5	8	1	1	1	5	1	1	15	0	1	0	0
Susini, Norberto	C	.290	12	31	4	9	1	0	0	2	6	3	5	0	0	0	1
Yoo, Steve	C	.183	39	109	16	20	4	0	1	8	6	0	29	0	0	4	4

Pitcher	G	GS	CG	IP	H	R	ER	BB	SO	W	L	SV	2B	3B	ERA
Albert, Justin	8	0	0	6.2	12	10	5	4	5	0	0	0	3	0	6.75
Anderson, Devin	3	1	0	7.2	12	10	9	4	5	1	1	0	1	1	10.57
Cole, Ethan	39	10	0	80.0	120	64	56	19	50	0	8	1	23	3	6.30
Fennell, Ryan	7	0	0	9.2	7	1	1	6	9	0	0	0	1	1	0.93
Garceau, Shaun	23	20	0	133.2	154	84	64	33	93	6	9	0	33	3	4.31
Gonzalez, Eric	7	7	0	40.0	54	33	33	17	20	1	4	0	10	1	7.43
Graham, Connor	4	4	0	20.2	36	32	27	9	10	0	2	0	7	0	11.76
Hildebrand, Josh	27	0	0	36.2	37	23	23	13	14	2	3	0	3	3	5.65
Irvine, Lucas	17	17	3	121.2	118	45	40	21	94	6	5	0	23	3	2.96
Jimenez, Jose	47	0	0	42.2	42	19	17	19	46	1	1	0	7	2	3.59
Joyce, Michael	13	1	0	16.1	20	8	8	7	13	0	0	0	3	0	4.41
Loggins, Dustin	30	13	0	104.2	117	56	48	38	101	7	6	1	19	4	4.13
Meade, Aaron	10	10	0	54.2	48	40	31	36	39	3	5	0	7	4	5.10
Montoya, Jhonny	10	0	0	8.1	11	12	12	10	7	1	1	7	2	0	12.96
Murphy, Brian	3	3	1	15.0	26	15	15	10	8	1	2	0	4	2	9.00
Pearson, Devon	3	0	0	2.2	7	5	5	3	0	0	1	0	0	1	16.88
Picht, Keith	9	1	0	17.2	17	10	9	10	9	0	1	1	1	0	4.59
Robinson, Chad	24	0	0	24.1	20	14	11	13	27	3	3	8	5	2	4.07
Thieroff, Alex	11	0	0	11.0	12	9	9	10	7	1	0	0	2	0	7.36
Toler, Sean	41	0	0	41.0	52	28	24	11	23	2	4	3	9	2	5.27
Tullo, Aaron	7	6	0	35.2	39	28	27	27	30	4	0	0	8	0	6.81
Zagone, Rick	7	7	0	44.1	54	24	22	15	18	1	4	0	10	0	4.47

KANSAS CITY INDEPENDENT BASEBALL RECORDS

Batting Average	Home Runs	Saves
1. Eddie Pearson, 2003 .369	1. Jacob Blackwood, 2010 31	1. David Trahan, 2008 20
2. Ray Brown, 2004 .362	2. Eddie Pearson, 2004 30	2. D.J. Johnson, 2003 17
3. Greg Jacobs, 2005 .348	3. Ryan Fox, 2009 24	3. Byron Embry, 2004 14
4. Rob Watson, 2008 .344	4. Ray Sadler, 2010 23	4. Nate Cotton, 2009 12
5. Rob Watson, 2007 .343	5. Kala Kaaihue, 2011 22	5. Andy Shipman, 2011 11
	Ray Sadler, 2011 22	

Runs Scored	RBI	Games Pitched
1. Rick Prieto, 2004 97	1. Ray Sadler, 2011 100	1. Brady Martinez, 2008 48
2. Keanon Simon, 2011 86	2. Eddie Pearson, 2004 94	2. Jose Jimenez, 2013 47
3. Jacob Blackwood, 2010 82	3. Jacob Blackwood, 2010 86	3. Matt Schweitzer, 2007 46
Ray Sadler, 2010 82	4. Ray Brown, 2004 85	4. James Morrison, 2006 42
5. Damian Rolls, 2009 81	5. Jim Fasano, 2008 84	5. Sean Toler, 2013 41
		Steve Kent, 2012 41
		Travis Schlichting, 2007 41

Hits	Stolen Bases	Innings Pitched
1. Jacob Blackwood, 2010 141	1. Aharon Eggleston, 2008 36	1. Greg Bicknell, 2005 167.1
2. Mario Delgado, 2007 136	2. Keanon Simon, 2010 31	2. Jonathan Krysa, 2004 165.1
3. Rob Watson, 2007 132	3. Kennard Jones, 2013 28	3. Greg Bicknell, 2006 164.2
4. Keanon Simon, 2011 131	4. Keanon Simon, 2011 25	4. Jonathan Krysa, 2006 161.1
Ray Brown, 2004 131	5. Felix Molina, 2013 24	5. Brian Grening, 2012 146.1

Doubles	ERA	Walks
1. Ray Brown, 2004 36	1. Lucas Irvine, 2012 2.58	1. Anthony Boughner, 2008 74
2. Matt Padgett, 2013 33	2. Jon McDonald, 2005 2.76	2. Kenny Durost, 2007 69
3. Mario Delgado, 2007 32	3. Lucas Irvine, 2013 2.96	3. Kenny Durost, 2008 67
4. Keanon Simon, 2011 30	Greg Bicknell, 2005 2.96	4. Jonathan Krysa, 2004 55
5. Jim Fasano, 2008 29	4. Luis Villarreal, 2009 3.07	5. T.J. Large, 2011 53
Rob Watson, 2007 29		

Triples	Wins	Strikeouts
1. Keanon Simon, 2011 16	1. Greg Bicknell, 2005 16	1. Jonathan Krysa, 2004 139
2. Rick Prieto, 2004 10	2. Jonathan Krysa, 2006 13	2. Jonathan Krysa, 2005 130
3. Rick Prieto, 2003 7	Greg Bicknell, 2004 13	3. Jonathan Krysa, 2006 129
4. Keanon Simon, 2010 6	4. Andrew Cruse, 2010 11	4. Brian Grening, 2012 113
Jack Jones, 2004	Cody McAllister, 2010 11	5. Greg Bicknell, 2005 109

Losses
1. Greg Bicknell, 2006 13
2. Jonathan Krysa, 2005 12
3. Josh Rainwater, 2012 11
4. Several tied with 10

All-time AA record - 3 seasons, 139-161, .463 winning pct.

Opponent	Record	Pct.	Opponent	Record	Pct.	Opponent	Record	Pct.
Amarillo	13-8	.619	Laredo	7-9	.437	St. Paul	4-9	.308
El Paso	11-6	.647	Lincoln	13-16	.448	Sioux City	13-9	.591
Fargo	11-20	.354	Newark	3-3	.500	Sioux Falls	12-7	.631
Fort Worth	1-2	.333	New Jersey	1-3	.250	Wichita	14-21	.400
Gary	10-17	.370	Quebec	1-2	.333	Winnipeg	7-8	.467
Grand Prairie	14-16	.467	Rockland	3-3	.500	Worcester	2-1	.667

All-Time AA Home-Road Record

Year	Home Record	Pct.	Road Record	Pct.
2011	24-26	.480	24-26	.480
2012	25-25	.500	26-24	.520
2013	19-31	.380	21-29	.420
All-Time	68-82	.453	71-79	.473

LAREDO LEMURS

2013 Results: 52-47, 2nd place, South

6320 Sinatra Parkway, Laredo, TX 78045.

Phone: (956) 753-6877. Fax: (956) 791-0672.

Web: LaredoLemurs.com.

Twitter: @LLemursBaseball.

Facebook.com/LaredoLemurs.



FRONT OFFICE

Managing Partner/CEO: Mark Schuster.

Account Executive: Juan Salinas.

Director, Marketing: Selina Gusman.

Box Office Manager: Victoria Cardenas.

FIELD STAFF

Manager: Pete Incaviglia.

Pitching Coach: Lance Brown.

Hitting Coach: Joe Urtuzuastegui.

GAME-DAY INFORMATION

Stadium: Uni-Trade Stadium.

Broadcaster: Bill Harrington.

Year Constructed: 2012. Capacity: 6,000.

Games Broadcast: All.


Outfield Dimensions: 335-405-335.

Webcast: LaredoLemurs.com.

Visiting Club Hotel: La Posada Hotel, 1000 Zaragoza Street, Laredo, TX 78040.

Telephone: (956) 722-1701. Fax: (956) 726-8524. Web: LaPosada.com.

FIELD MANAGER - PETE INCAVIGLIA



Pete Incaviglia returns to Laredo for his third season with the Lemurs in 2013.

Previously, he piloted the Grand Prairie AirHogs from 2008 to 2010, leading the club to the league championship series in 2008. He also spent the 2004-2006 seasons as the hitting coach for the Erie Seawolves, the Detroit Tigers' Double-A affiliate.

As a player, Incaviglia spent 12 seasons in the major leagues, hitting a total of 206 home runs and appearing in the 1993 World Series with the Philadelphia Phillies. He made his big-league debut in 1986 with the Texas Rangers without having spent any time in the minor leagues.

Incaviglia also holds several NCAA single-season records, including 48 home runs and 143 RBI, which he set in 1985 for Oklahoma State University.

Managerial History

Year	Club	League	Affiliate	Level	Record	Finish	Playoffs
2008	Grand Prairie	Amer. Assoc.	--	Ind.	56-40	3rd (10)	Lost Finals
2009	Grand Prairie	Amer. Assoc.	--	Ind.	48-48	T-6th (10)	
2010	Grand Prairie	Amer. Assoc.	--	Ind.	43-52	8th (10)	
2012	Laredo	Amer. Assoc.	--	Ind.	54-46	4th (13)	Lost Semis
2013	Laredo	Amer. Assoc.	--	Ind.	52-47	6th (13)	

2014 SCHEDULE

Standard home game times: 7:30.

July

Other home game times:

Tue 1 - Thu 3

Lincoln

Wednesday, May 21: 10:00 a.m.

Fri 4 - Sun 6

@ Grand Prairie

Thursday, July 3: 6:30.

Mon 7 - Wed 9

@ Lincoln

May

Thu 15 - Sun 18

Fargo

Fri 11 - Sun 13

Quebec*

Mon 19 - Wed 21

Winnipeg

Tue 15 - Thu 17

@ Sioux Falls

Thu 22 - Sun 25

@ Grand Prairie

Fri 18 - Sun 20

@ St. Paul

Mon 26 - Thu 29

@ Wichita

Mon 21 - Thu 24

@ Wichita

Fri 30 - Sat 31

Trois-Rivieres*

Fri 25 - Sun 27

Grand Prairie

Wed 30 - Thu 31

Amarillo

June

Sun 1

Trois-Rivieres*

August

Fri 1 - Sat 2

Amarillo

Mon 2 - Wed 4

Amarillo

Sun 3 - Wed 6

@ Grand Prairie

Fri 6 - Sun 8

@ Kansas City

Fri 8 - Mon 11

Kansas City

Mon 9 - Wed 11

@ Amarillo

Tue 12 - Thu 14

Grand Prairie

Fri 13 - Sun 15

Kansas City

Fri 15 - Sun 17

@ Amarillo

Mon 16 - Wed 18

Wichita

Mon 18 - Wed 20

@ Grand Prairie

Fri 20 - Sun 22

@ Kansas City

Thu 21 - Sun 24

Wichita

Mon 23 - Wed 25

@ Lincoln

Mon 25 - Thu 28

Amarillo

Fri 27 - Sun 29

Grand Prairie

Fri 29 - Sun 31

@ Wichita

September

Mon 1

@ Wichita

* - Can-Am League opponent.

INDEPENDENT YEARLY RESULTS

Year	League	W	L	Pct.	Place	Attendance	Manager
1995	Texas-Louisiana	17	32	.347	--*	15,973	Jose Cruz
2006	United	44	46	.489	4th (6)	54,491	Dan Shwam
2007	United	41	54	.431	6th (6)	57,908	Papo Davila
2008	United	39	48	.448	5th (6)	45,542	Dan Shwam
2009	United	23	57	.288	6th (6)	31,626	Ricardo Cuevas
2010	United	47	45	.511	T-3rd (6)	66,194	Dan Firova
2012	American Association	54	46	.540	4th (13)	187,845	Pete Incaviglia
2013	American Association	52	47	.525	6th (13)	151,055	Pete Incaviglia

* - Club folded before end of season.

PLAYOFF HISTORY

Year	Round	Opponent	Result	Year	Round	Opponent	Result
2006	Semis	Edinburg	L 2-1	2012	Semis	Wichita	L 3-0
2010	Semis	Edinburg	L 2-1				

2013 LAREDO LEMURS STATISTICS

vs. Amarillo: 5-10

vs. Newark: 5-2

vs. Sioux City: 3-0

vs. El Paso: 12-10

vs. New Jersey: 1-3

vs. Sioux Falls: 3-0

vs. Fargo-Moorhead: 7-0

vs. Quebec: 1-1

vs. Wichita: 0-3

vs. Grand Prairie: 7-7

vs. St. Paul: 1-2

vs. Winnipeg: 2-1

vs. Kansas City: 6-7

Player	POS	AVG	G	AB	R	H	2B	3B	HR	RBI	BB	HBP	SO	SB	CS	DP	E
Allen, John	OF	.308	90	344	56	106	25	0	13	56	39	4	66	2	0	10	7
Alonso, John	IF	.305	61	236	33	72	13	0	8	55	26	2	24	0	0	9	5
Buechele, Garrett	C	.304	54	171	22	52	11	0	3	27	9	7	38	1	0	4	4
Carroll, Sawyer	OF	.311	59	219	43	68	21	2	4	41	2	2	46	7	1	8	4
Douglas, Stephen	OF	.276	32	123	17	34	4	0	5	16	11	3	22	1	2	4	1
Fuenmayor, Balbino	IF	.262	18	65	8	17	5	0	2	13	2	2	12	0	0	3	1
Gaston, Jon	OF	.254	45	173	26	44	11	2	3	24	21	2	42	7	2	1	0
Incaviglia, Pete Jr.	C	.080	10	25	1	2	0	0	0	1	1	0	7	0	0	1	3
Kain, Harrison	IF	.330	70	261	55	86	20	3	4	35	24	5	42	19	7	7	14
Karr, Palmer	OF	.272	26	103	15	28	7	1	5	17	9	1	20	0	1	2	0
Mojica, Jimmy	SS	.312	91	372	65	116	16	3	10	61	30	9	48	10	4	8	20
Opitz, Jake	2B	.212	22	85	8	18	7	1	0	4	8	2	10	1	0	2	0
Peterson, Brian	C	.289	95	339	49	98	18	2	5	47	44	9	62	4	0	6	9
Poma, Daniel	CF	.319	40	135	20	43	5	0	1	15	8	8	20	19	1	1	5
Provencher, Mike	IF	.306	51	180	29	55	18	2	2	19	18	2	27	5	6	6	5
Rau, Garrett	IF	.276	71	228	38	63	9	2	1	21	17	3	36	9	4	5	9
Rodriguez, Marcos	OF	.286	24	91	15	26	8	1	1	10	6	0	20	0	0	3	0
Sheridan, Mike	1B	.258	73	267	32	69	14	1	1	23	32	0	36	3	3	6	3
Urtuzastegui, Joe	OF	.200	2	5	0	1	0	0	0	1	0	0	3	0	0	0	0

Pitcher	G	GS	CG	IP	H	R	ER	BB	SO	W	L	SV	2B	3B	ERA
Benacka, Mike	19	0	0	18.0	17	9	9	10	30	0	1	7	2	0	4.50
Blanks, Bradley	27	0	0	32.2	26	8	5	8	21	5	1	3	3	0	1.38
Cowan, Jake	10	7	0	44.0	51	24	21	13	31	2	3	0	15	1	4.30
Douglas, Jacob	3	0	0	4.0	2	2	1	8	2	0	0	0	0	0	2.25
Dunbar, Matt	1	0	0	0.0	0	1	1	2	0	0	0	0	0	0	0.00
Garcia, Justin	5	5	1	33.0	35	17	14	7	18	2	2	0	8	0	3.82
Giammanco, Leonard	6	6	0	27.0	35	23	20	12	12	1	3	0	7	2	6.67
Haynes, Mark	51	0	0	53.2	42	19	14	24	61	4	2	7	10	2	2.35
Hernandez, Fernando	2	2	0	11.0	15	11	11	8	6	0	1	0	2	0	9.00
Jones, Jon	8	1	0	18.0	14	11	9	15	13	0	2	0	5	0	4.50
Kountis, Jonathan	4	0	0	3.2	9	6	5	2	3	0	1	0	0	0	12.27
Lintz, Seth	14	2	0	28.1	38	23	23	14	24	2	1	1	10	1	7.31
Maj, Jameson	42	0	0	47.0	50	16	14	13	41	3	2	1	5	2	2.68
Mannara, James	4	0	0	4.2	5	2	2	1	1	0	0	0	1	2	3.86
Mendoza, Manolo	3	0	0	4.0	6	5	4	0	3	0	0	0	3	0	9.00
Newmann, David	14	13	0	64.1	81	36	29	25	49	4	4	0	14	3	4.06
Pearson, Tyler	6	6	0	25.1	33	20	17	17	30	1	3	0	8	0	6.04
Povich, Chad	49	0	0	52.0	45	20	16	20	67	3	2	4	9	1	2.77
Rau, Garrett	15	2	0	26.1	36	21	20	10	10	2	5	1	5	1	6.84
Sasaki, Ryan	6	6	0	33.2	44	20	18	13	19	2	2	0	9	2	4.81
Serrano, Mark	6	5	1	37.1	31	13	10	6	27	4	1	0	6	3	2.41
Suk, Michael	12	7	0	45.0	62	29	28	15	20	2	2	0	12	0	5.60
Tracey, Sean	5	4	1	23.2	35	13	13	5	15	2	1	0	7	0	4.94
Walker, Edwin	12	1	0	31.0	35	27	26	23	24	1	2	0	17	1	7.55
Wilborn, Greg	16	15	2	82.1	101	49	44	35	64	6	2	0	22	2	4.81
Williamson, Fabian	18	12	1	73.2	67	41	28	33	75	6	2	0	14	1	3.42
Wilson, Kyle	8	5	0	36.2	47	32	29	16	21	0	2	0	8	0	7.12

LAREDO INDEPENDENT BASEBALL RECORDS

Batting Average

- Jonathan Cisneros, 2010 .379
- Argelis Nunez, 2009 .358
- Dwayne White, 2008 .357
- Jimmy Mojica, 2012 .339
- Palmer Karr, 2012 .337

Home Runs

- Luany Sanchez, 2008 18
- Juan Lebron, 2007 15
- Salvador Paniagua, 2010 14
- John Allen, 2013 13**
- Argelis Nunez, 2009 13
- Edgard Clemente, 2008 13
- Ivan Reyes, 2007 13
- Edwin Maldonado, 2006 13

Losses

- Luis Arroyo, 2009 9
- Darryl Roque, 2006 9
- Matt Way, 2012 7
- Brian Daly, 2007 7
- Elliott Shaw, 2006 7

Runs Scored

- Jason Diaz, 2010 81
- Jimmy Mojica, 2012 72
- Edwin Maldonado, 2006 70
- Dwayne White, 2008 69
- Edwin Maldonado, 2007 66

RBI

- Edwin Maldonado, 2006 73
- Luany Sanchez, 2008 71
- Edwin Maldonado, 2007 68
- Juan Lebron, 2007 62
- Jimmy Mojica, 2013 61**
- Jimmy Mojica, 2012 61
- Dwayne White, 2008 61

Hits

- Jimmy Mojica, 2012 132
- Dwayne White, 2008 123
- John Allen, 2012 119
- Jimmy Mojica, 2013 116**
- Jason Diaz, 2010 113

Stolen Bases

- Jason Diaz, 2010 40
- Mario Mendez, 2009 20
- Pedro Lopez, 2007 20
- Harrison Kain, 2013 19**
- Daniel Poma, 2013 19**

Doubles

- John Allen, 2012 31
- Edwin Maldonado, 2006 29
- Edwin Maldonado, 2007 27
- John Allen, 2013 25**
- Jose Salas, 2006 24

ERA

- Santo Hernandez, 2007 3.28
- Santo Hernandez, 2008 3.55
- Luis Arroyo, 2007 3.55
- Gregorio Martinez, 2009 3.86
- Matt Way, 2012 3.98

Triples

- Mario Mendez, 2009 12
- Dwayne White, 2008 7
- Stephen Pearson, 2012 6
- Jimmy Mojica, 2012 4
- David Fowler, 2006 4
- Edwin Maldonado, 2007 4
- Rafael Rijo, 1995 4
- Jose Santana, 1995 4

Wins

- Matt Way, 2012 10
- Juan Peralta, 2010 10
- Darryl Roque, 2006 10
- Santo Hernandez, 2007 9
- Byron Batson, 2006 9

Innings Pitched

- Darryl Roque, 2006 137.0
- Matt Way, 2012 128.2
- Byron Batson, 2006 127.2
- Luis Arroyo, 2007 124.1
- Santo Hernandez, 2008 111.2

Walks

- Elliott Shaw, 2006 71
- Jose Cordero, 2007 67
- Luis Arroyo, 2007 63
- Matt Way, 2012 61
- Juan Peralta, 2010 61

Strikeouts

- Santo Hernandez, 2008 132
- Luis Arroyo, 2007 128
- Santo Hernandez, 2010 124
- Santo Hernandez, 2007 123
- Gregorio Martinez, 2008 116

All-time AA record - 2 seasons, 106-93, .533 winning pct.

Opponent	Record	Pct.	Opponent	Record	Pct.	Opponent	Record	Pct.
Amarillo	15-22	.405	Kansas City	9-7	.563	Sioux City	3-0	1.000
El Paso	24-18	.571	Lincoln	5-4	.556	Sioux Falls	4-2	.666
Fargo	9-2	.818	Newark	5-2	.714	Wichita	3-6	.333
Gary	4-2	.667	New Jersey	1-3	.250	Winnipeg	3-3	.500
Grand Prairie	16-19	.457	Quebec	1-1	.500	Worcester	3-0	1.000
			St. Paul	1-2	.333			

All-Time AA Home-Road Record

Year	Home Record	Pct.	Road Record	Pct.
2012	35-15	.700	19-31	.380
2013	32-18	.640	20-29	.408
All-Time	67-33	.670	39-50	.394

LINCOLN SALTDogs

2013 Results: 49-51, 3rd place, Central

403 Line Drive Circle, Suite A
Lincoln, NE 68508.**Phone:** (402) 474-2255. **Fax:** (402) 474-2254.**Web:** Saltdogs.com.**Twitter:** @Saltdogsball.**Facebook.com/Saltdogs.**

FRONT OFFICE

Chairman: Jim Abel.**President/Interim GM:** Charlie Meyer.**Dir., Merchandise/Promotions:** Anne Duchek.**Dir., Stadium Operations:** Dave Aschwege.**Director, Ticketing:** Toby Antonson.**Dir., Communications:** Drew Bontadelli.**Video Operations Manager:** Josh Klute.**Athletic Turf Manager:** Josh Klute.**Assistant Athletic Turf Managers:** Jen

Roeber, Jeremy Johnson.

FIELD STAFF

Manager: Ken Oberkfell.**Hitting Coach:** John Harris.**Pitching Coach:** Dan Reichert.

GAME-DAY INFORMATION

Stadium: Haymarket Park.**Year Constructed:** 2001. **Capacity:** 4,500.**Outfield Dimensions:** 335-403-325.**Visiting Club Hotel:** Country Inn & Suites, 5353 N. 27th, Lincoln, NE 68521.**Phone:** (402) 476-5353. **Fax:** (402) 476-5445.**Broadcaster:** Drew Bontadelli.**Games Broadcast:** All.**Outlets:** KFOR-1240 AM/kfor1240.com.

FIELD MANAGER - KEN OBERKFELL



Ken Oberkfell begins his second season as the Saltdogs' manager in 2014. Oberkfell previously spent ten seasons coaching in the Mets organization, serving as the big-league club's bench coach in 2011, and managing for five seasons at the Triple-A level. Oberkfell won Baseball America's Minor League Manager of the Year award in 2005, leading the International League's Norfolk Tides to a 79-65 record. Prior to the Mets, he also spent four years managing in the Philadelphia system.

The Illinois native spent 16 seasons as a player in the majors with six different clubs, assembling a .272 career batting average. Oberkfell was a member of the Cardinals' 1982 World Series championship team, and also played in the 1989 Fall Classic with the Giants.

Managerial History

Year	Club	League	Affiliate	Level	Record	Finish	Playoffs
1995	Sullivan Cnty.	Northeast	--	Ind.	23-43	5th (6)	
1996	Elmira	Northeast	--	Ind.	34-45	4th (6)	
1997	Piedmont	South Atlantic	Phila.	Low-A	70-72	8th (14)	
1998	Piedmont	South Atlantic	Phila.	Low-A	76-65	6th (14)	Lost Quarters
1999	Piedmont	South Atlantic	Phila.	Low-A	69-71	9th (14)	
2000	Clearwater	Florida State	Phila.	High-A	64-71	9th (14)	
2001	Capital City	South Atlantic	N.Y. Mets	Low-A	62-73	10th (16)	
2002	St. Lucie	Florida State	N.Y. Mets	High-A	71-69	6th (12)	
2003	St. Lucie	Florida State	N.Y. Mets	High-A	77-62	1st (12)	Lg. Champions
2004	Binghamton	Eastern	N.Y. Mets	AA	76-66	4th (12)	Lost Semis
2005	Norfolk	International	N.Y. Mets	AAA	79-65	3rd (14)	Lost Semis
2006	Norfolk	International	N.Y. Mets	AAA	57-84	13th (14)	
2007	New Orleans	Pacific Coast	N.Y. Mets	AAA	75-69	5th (16)	Lost Finals
2008	New Orleans	Pacific Coast	N.Y. Mets	AAA	66-75	12th (16)	
2009	Buffalo	International	N.Y. Mets	AAA	56-87	14th (14)	
2010	Buffalo	International	N.Y. Mets	AAA	56-68	5th (14)	
2012	Newark	Can-Am	--	Ind.	35-65	4th (5)	
2013	Lincoln	Amer. Assoc.	--	Ind.	49-51	8th (13)	

2014 SCHEDULE

Standard home game times:

Monday-Saturday 7:05, Sunday 2:05.

Other home game times:

Saturday, May 24: 7:45.

Monday, May 26: 5:05.

Tuesday, May 27: 5:05 (DH).

Tuesday, June 3: 5:05 (DH)

Sunday, June 29: 5:05.

Sunday, August 10: 5:05.

Friday, August 29, DH Game 1: 11:05 a.m.

Monday, September 1: 2:05.

July

Tue 1 - Thu 3	@ Laredo
Fri 4 - Sun 6	@ Grand Prairie
Mon 7 - Wed 9	Laredo
Fri 11 - Sun 13	@ New Jersey*
Tue 15 - Thu 17	@ Trois-Rivieres*
Fri 18 - Sun 20	@ Rockland*
Tue 22 - Thu 24	Amarillo
Fri 25 - Sun 27	Kansas City
Wed 30 - Thu 31	Grand Prairie

August

Fri 1 - Sat 2	Grand Prairie
Sun 3 - Wed 6	@ Gary
Thu 7 - Sun 10	Sioux Falls
Mon 11 - Wed 13	Wichita
Thu 14 - Sun 17	@ Sioux City
Mon 18 - Wed 20	@ Wichita
Thu 21 - Sun 24	St. Paul
Tue 26 - Thu 28	@ Sioux Falls
Fri 29	Sioux City (Split DH)
Sun 31	Sioux City

September

Mon 1	Sioux City
--------------	-------------------

* - Can-Am League opponent.

May

Thu 15 - Sun 18	@ Kansas City
Mon 19 - Wed 21	@ Grand Prairie
Fri 23 - Sun 25	Winnipeg
Mon 26 - Tue 27	G.P. (DH 5/27)
Thu 29 - Sat 31	@ Winnipeg

June

Sun 1	@ Winnipeg
Tue 3 - Thu 5	Fargo (DH 6/3)
Fri 6 - Sun 8	Amarillo
Tue 10 - Thu 12	@ Fargo
Fri 13 - Sun 15	Gary
Mon 16 - Thu 19	@ St. Paul
Fri 20 - Sun 22	@ Gary
Mon 23 - Wed 25	Laredo
Fri 27 - Sun 29	Wichita

YEARLY RESULTS

Year	League	W	L	Pct.	Place	Attendance	Manager
2001	Northern	52	38	.578	T-2nd (8)	240,022	Kash Beauchamp/ Les Lancaster
2002	Northern	55	36	.604	2nd (10)	247,471	Les Lancaster
2003	Northern	41	49	.456	6th (10)	214,839	Tim Johnson
2004	Northern	49	47	.510	5th (10)	204,354	Tim Johnson
2005	Northern	52	44	.542	4th (12)	207,744	Tim Johnson
2006	American Association	65	31	.677	1st (10)	190,873	Tim Johnson
2007	American Association	57	36	.613	1st (10)	193,040	Tim Johnson
2008	American Association	50	45	.526	5th (10)	182,852	Tim Johnson
2009	American Association	49	47	.510	T-4th (10)	172,445	Marty Scott
2010	American Association	51	45	.531	3rd (10)	163,676	Marty Scott
2011	American Association	51	48	.515	6th (14)	157,647	Marty Scott
2012	American Association	41	59	.410	13th (13)	160,986	Chris Miyake
2013	American Association	49	51	.490	8th (13)	177,982	Ken Oberkfell

PLAYOFF HISTORY

Year	Round	Opponent	Result	Year	Round	Opponent	Result
2001	Quarters	Sioux Falls	W 3-1	2007	Semis	St. Paul	L 3-0
	Semis	Winnipeg	L 3-1	2009	Semis	Wichita	W 3-2
2002	Quarters	Winnipeg	L 3-2		Finals	Pensacola	W 3-2
2005	Semis	Fargo-Moorhead	L 3-1	2010	Semis	Sioux Falls	L 3-0
2006	Semis	St. Paul	L 3-1				

2013 LINCOLN SALTDogs STATISTICS

vs. Amarillo: 2-5
 vs. El Paso: 6-3
 vs. Fargo-Moorhead: 3-5
 vs. Gary SouthShore: 7-3
 vs. Grand Prairie: 0-3

vs. Kansas City: 6-4
 vs. Rockland: 2-1
 vs. St. Paul: 0-3
 vs. Sioux City: 7-5

vs. Sioux Falls: 7-6
 vs. Trois-Rivieres: 1-2
 vs. Wichita: 3-5
 vs. Winnipeg: 5-6

Player	POS	AVG	G	AB	R	H	2B	3B	HR	RBI	BB	HBP	SO	SB	CS	DP	E
Carroll, Dan	OF	.303	52	201	41	61	11	2	7	30	19	8	51	22	6	5	0
Coles, Michael	OF	.228	44	184	32	42	7	1	2	8	21	2	27	15	2	2	1
Douglas, Stephen	OF	.272	50	202	21	55	12	0	3	28	14	1	28	3	2	3	0
Embery, Brian	IF	.203	45	158	15	32	5	1	2	9	14	0	53	3	0	3	2
Espinosa, David	IF	.297	100	370	72	110	12	3	12	50	61	6	53	13	2	3	20
Forgatch, Matt	OF	.245	100	380	39	93	16	5	6	56	30	5	84	34	6	7	4
Gac, Ian	1B	.319	60	238	44	76	16	0	18	63	15	5	55	0	1	12	3
Gaston, Jon	OF	.280	13	50	4	14	5	0	0	6	1	1	10	1	0	0	1
Giil, Jose	C	.160	7	25	2	4	0	0	1	1	2	0	5	0	0	0	1
Gomez, Yasel	IF	.244	86	291	35	71	13	0	4	17	25	1	52	4	3	10	20
Gonzalez, Alejandro	IF	.000	3	7	1	0	0	0	0	0	1	0	5	0	0	0	0
Goodro, Tyler	IF	.239	54	188	13	45	10	0	3	25	15	6	34	0	0	2	2
Joynt, Brian	OF	.225	32	129	13	29	9	0	2	13	8	0	32	0	0	1	1
Mayo, Jeremy	C	.136	21	66	11	9	2	0	2	4	14	3	35	1	1	0	3
OConnell, Sean	C	.174	51	161	12	28	8	0	1	13	9	4	62	1	0	0	3
Payne, Brad	IF	.163	29	80	17	13	3	1	0	7	9	2	29	4	0	0	4
Pounds, Bryan	IF	.250	21	80	8	20	5	0	3	13	6	1	21	0	0	0	7
Provencher, Mike	IF	.228	46	167	18	38	8	4	2	19	15	1	36	4	3	3	5
Raben, Dennis	1B	.409	23	88	17	36	6	0	10	25	6	3	16	3	0	1	1
Smith, Curt	IF	.316	49	196	27	62	13	1	5	27	21	2	35	2	1	6	9
Squier, Jeff	IF	.071	22	56	11	4	1	0	0	2	11	1	20	4	0	1	3
Wuest, Brian	OF	.200	14	50	6	10	4	0	0	5	3	1	21	1	0	1	2

Pitcher	G	GS	CG	IP	H	R	ER	BB	SO	W	L	SV	2B	3B	ERA
Bisenius, Joe	6	6	0	37.0	25	19	16	9	43	3	2	0	3	2	3.89
Bougher, Stephen	14	13	0	83.0	87	37	36	35	49	3	8	0	12	0	3.90
Burns, Mike	16	16	1	108.1	123	69	50	18	72	7	5	0	25	2	4.15
Bywater, Matt	8	8	1	40.1	34	25	20	13	39	2	3	0	4	3	4.46
Chirinos, Luis	6	6	0	35.1	46	25	18	10	16	0	1	0	8	2	4.59
Harden, Trevor	8	0	0	9.0	11	6	6	5	8	0	1	0	1	0	6.00
Henry, Bryan	6	5	0	25.0	29	21	19	17	12	0	3	0	7	1	6.84
McKiernan, Eddie	13	2	0	34.2	27	10	9	13	29	6	1	0	8	0	2.34
Melendez, Moises	22	18	0	104.0	116	66	58	55	68	3	6	0	22	2	5.02
Meszaros, Danny	22	0	0	29.1	32	20	18	8	29	4	2	0	6	0	5.52
Moreau, Nathan	4	4	0	17.0	26	15	14	14	13	0	2	0	3	0	7.41
Parise, Pete	18	18	2	118.0	119	51	45	25	63	10	7	0	15	3	3.43
Parker, Travis	25	3	0	62.1	76	50	40	27	54	2	2	0	20	3	5.78
Rodriguez, R.J.	36	0	0	33.2	31	16	16	10	27	0	2	27	3	0	4.28
Spink, Conor	34	0	0	43.0	45	21	16	18	33	1	1	0	8	1	3.35
Thomas, Stayton	30	1	0	51.0	73	31	28	17	30	2	4	1	12	0	4.94
Zocchi, P.J.	44	0	0	44.2	36	8	8	14	56	6	1	0	5	0	1.61

All-Time AA Home-Road Record

Year	Home Record	Pct.	Road Record	Pct.
2006	35-13	.729	30-18	.625
2007	31-17	.646	26-19	.577
2008	27-21	.563	23-24	.489
2009	27-21	.563	22-26	.458
2010	28-20	.583	23-25	.479
2011	27-22	.551	24-26	.480
2012	24-26	.480	17-33	.340
2013	28-22	.560	21-29	.420
All-Time	227-162	.584	186-200	.482

LINCOLN INDEPENDENT BASEBALL RECORDS

Batting Average	Home Runs	Saves
1. Blake Gailen, 2011 .406	1. Argelis Nunez, 2010 22	1. R.J. Rodriguez, 2013 27
2. Pichi Balet, 2006 .378	2. Phil Hawke, 2011 21	2. P.J. Zocchi, 2012 24
3. Evan Tartaglia, 2006 .352	Cory Harris, 2010 21	3. Chris Weidert, 2002 22
Bryan Warner, 2005 .352	Bryan Warner, 2005 21	Chris Weidert, 2001 22
5. Seth Pietsch, 2007 .350	5. Bryan Britt, 2001 20	5. P.J. Zocchi, 2011 21
		Chris Thompson, 2010 21

Runs Scored	RBI	Games Pitched
1. Cory Harris, 2005 99	1. Bryan Warner, 2005 104	1. Mick Pageler, 2003 48
2. Bryan Warner, 2005 85	2. Argelis Nunez, 2010 82	2. Adam Daniels, 2009 46
3. Dustin Delucchi, 2002 79	Pichi Balet, 2006 82	3. Mark Roberts, 2007 45
4. Rafael Alvarez, 2010 78	4. Bryan Warner, 2006 79	Matt Varner, 2007 45
5. Phil Hawke, 2011 74	Pichi Balet, 2005 79	5. P.J. Zocchi, 2013 44
Gavin Dickey, 2010 74		

Stolen Bases	Innings Pitched
1. Dustin Delucchi, 2002 41	1. Brian Rodaway, 2005 147.0
2. Josh Burrus, 2009 36	2. Jeff Blitstein, 2006 140.0
3. Matt Forgatch, 2013 34	3. Jarrett Gardner, 2009 135.0
4. Evan Tartaglia, 2006 32	4. Jarrett Gardner, 2007 130.1
5. Essex Burton, 2001 31	5. Jarrett Gardner, 2008 130.0

ERA	Walks
1. Clay Eason, 2001 1.70	1. Jim Paduch, 2010 63
2. Lindsay Gulin, 2006 2.10	2. Alessandro Maestri, 2011 60
3. Jeff Blitstein, 2006 2.31	3. Jim Paduch, 2009 58
4. Jarrett Gardner, 2007 2.97	4. Moises Melendez, 2013 55
5. Travis Teeter, 2004 3.16	5. Brian Campbell, 2009 51

Wins	Strikeouts
1. Lindsay Gulin, 2006 13	1. Clay Eason, 2001 131
2. Jarrett Gardner, 2008 11	2. Jim Paduch, 2010 118
3. Several tied with 10	3. Brian Rodaway, 2005 113
	4. Ryan Sheldon, 2012 108
	4. Lindsay Gulin, 2006 104

Triples	Losses
1. Evan Tartaglia, 2006 7	1. Mike Zipser, 2005 9
2. Blake Gailen, 2011 6	2. Stephen Bougher, 2013 8
Shawn McGill, 2008 6	Justin Edwards, 2012 8
Josh Patton, 2006 6	Thomas Palica, 2012 8
5. Several tied with 5	5. Several tied with 7

All-time AA record - 8 seasons, 413-362, .533 winning pct.

Opponent	Record	Pct.	Opponent	Record	Pct.	Opponent	Record	Pct.
Amarillo	7-7	.500	Laredo	4-5	.444	St. Paul	67-42	.615
Coastal Bend	2-2	.500	Newark	2-1	.667	Shreveport	16-12	.571
El Paso	36-14	.720	New Jersey	2-1	.667	Sioux City	69-56	.552
Fargo	7-20	.259	Pensacola	14-8	.636	Sioux Falls	64-58	.525
Fort Worth	17-11	.607	Quebec	1-3	.250	Trois-Rivieres	1-2	.333
Gary	12-16	.429	Rockland	3-3	.500	Wichita	33-37	.471
Grand Prairie	6-17	.261	St. Joe	21-16	.568	Winnipeg	13-18	.419
Kansas City	16-13	.552						

ST. PAUL SAINTS

2013 Results: 47-53, 3rd place, North

1771 Energy Park Drive, St. Paul, MN 55108.

Phone: (651) 644-3517. Fax: (651) 644-1627.

Web: SaintsBaseball.com.

Twitter: @StPaulSaints.

Facebook.com/StPaulSaints.



FRONT OFFICE

Chairman: Marv Goldklang.

President: Mike Veeck.

Vice President/Owner: Jeff Goldklang.

Executive V.P./GM: Derek Sharrer.

Executive Vice President: Tom Whaley.

V.P., Community: Annie Huidekoper.

Assistant GM: Chris Schwab.

Assistant GM: Scott Bush.

Dir., Food & Beverage: Curtis Nachtsheim.

Director, Media Relations: Sean Aronson.

Box Office Manager: Alex Harkaway.

Promotions Manager: Sierra Bailey.

Corp. Activation Manager: Tyson Jeffers.

Business Manager: Leesa Anderson.

Administrative Assistant: Gina Kray.

Stadium Manager: Bob Klepperich.

Groundskeeper: Connie Rudolph.

FIELD STAFF

Manager: George Tsamis.

Hitting Coach: Lamarr Rogers.

Pitching Coach: Kerry Ligtenberg.

GAME-DAY INFORMATION

Stadium: Midway Stadium.

Broadcaster: Sean Aronson.

Year Constructed: 1982. Capacity: 6,069.

Games Broadcast: All.

Outfield Dimensions: 320-400-320.

Outlet: SaintsBaseball.com.

Visiting Club Hotel: Crowne Plaza St. Paul Riverfront, 11 Kellogg Blvd., St. Paul, MN 55101. Phone: (651) 292-1900. Fax: (651) 605-0819. Web: CPStPaul.com.

FIELD MANAGER - GEORGE TSAMIS



George Tsamis begins his 12th year as manager of the Saints and 16th overall. He has a career managerial record of 654-557 (.540 winning percentage) and has won three championships.

Tsamis, 46, was drafted in the 15th round by the Minnesota Twins in 1989. On April 26, 1993, Tsamis made his major league debut versus the Milwaukee Brewers. He pitched in 41 games for the Twins that season, compiling a record of 1-2 with one save.

Following his nine-year professional playing career where he registered a 57-31 minor league record, Tsamis managed in the North-east League for four seasons until he joined the Saints in 2003.

Managerial History

Year	Club	League	Affiliate	Level	Record	Finish	Playoffs
1999	Waterbury	Northern	--	Ind.	36-50	8th (8)	
2000	Waterbury	Northern	--	Ind.	40-46	6th (8)	Lost Quarters
2001	New Jersey	Northern	--	Ind.	45-45	3rd (6)	Lg. Champions
2002	New Jersey	Northern	--	Ind.	62-27	1st (8)	Lg. Champions
2003	St. Paul	Northern	--	Ind.	52-38	3rd (10)	Lost Semis
2004	St. Paul	Northern	--	Ind.	61-34	1st (10)	Lg. Champions
2005	St. Paul	Northern	--	Ind.	55-40	2nd (12)	Lost Semis
2006	St. Paul	Amer. Assoc.	--	Ind.	54-42	4th (10)	Lost Finals
2007	St. Paul	Amer. Assoc.	--	Ind.	57-39	2nd (10)	Lost Finals
2008	St. Paul	Amer. Assoc.	--	Ind.	42-54	9th (10)	
2009	St. Paul	Amer. Assoc.	--	Ind.	49-47	T-4th (10)	
2010	St. Paul	Amer. Assoc.	--	Ind.	45-51	7th (10)	
2011	St. Paul	Amer. Assoc.	--	Ind.	56-44	3rd (14)	Lost Finals
2012	St. Paul	Amer. Assoc.	--	Ind.	52-48	6th (13)	
2013	St. Paul	Amer. Assoc.	--	Ind.	47-53	9th (13)	

2014 SCHEDULE

Standard home game times:

Monday-Saturday 7:05, Sunday 1:05.

Other home game times:

Sunday, May 25: 5:05.

Tuesday, June 17: 1:05.

Wednesday, July 23: 1:05.

Thursday, August 7: 12:05.

May

Thu 15 - Sun 18

Mon 19 - Wed 21

Thu 22 - Sun 25

Tue 27 - Thu 29

Fri 30 - Sat 31

Gary

@ Sioux City

Sioux Falls

@ Rockland*

@ New Jersey*

June

Sun 1

Mon 2 - Thu 5

Fri 6 - Sun 8

Mon 9 - Wed 11

Fri 13 - Sun 15

Mon 16 - Thu 19

Fri 20 - Sun 22

Mon 23 - Thu 26

Fri 27 - Sun 29

@ New Jersey*

@ Quebec*

Sioux City

Sioux Falls

@ Winnipeg

Lincoln

Rockland*

@ Fargo

@ Sioux Falls

July

Tue 1 - Thu 3

@ Gary

Tue 8 - Thu 10

Fri 11 - Sun 13

Tue 15 - Thu 17

Fri 18 - Sun 20

Mon 21 - Thu 24

Fri 25 - Sun 27

Thu 31

Fargo

@ Gary

Amarillo

Kansas City

@ Winnipeg

Laredo

Sioux Falls

@ Fargo

Wichita

August

Fri 1 - Sat 2

Sun 3 - Wed 6

Thu 7 - Sun 10

Tue 12 - Thu 14

Fri 15 - Sun 17

Mon 18 - Wed 20

Thu 21 - Sun 24

Tue 26 - Thu 28

Fri 29 - Sun 31

Wichita

@ Kansas City

Sioux City

@ Winnipeg

New Jersey*

@ Gary

@ Lincoln

Winnipeg

@ Kansas City

September

Mon 1

@ Kansas City

INDEPENDENT YEARLY RESULTS

Year	League	W	L	Pct.	Place	Attendance	Manager
1993	Northern	42	29	.592	1st (6)	167,596	Tim Blackwell
1994	Northern	43	36	.544	3rd (6)	241,069	Tim Blackwell
1995	Northern	53	31	.631	1st (6)	258,297	Marty Scott
1996	Northern	45	40	.518	3rd (8)	267,099	Marty Scott
1997	Northern	45	39	.536	4th (8)	240,514	Marty Scott
1998	Northern	40	46	.465	T-4th (8)	272,210	Marty Scott
1999	Northern	38	47	.447	5th (8)	265,818	Marty Scott
2000	Northern	43	43	.500	T-4th (8)	266,206	Marty Scott
2001	Northern	37	53	.411	T-6th (8)	282,613	Doug Sisson
2002	Northern	39	50	.438	7th (10)	294,363	Jim Johnson
2003	Northern	52	38	.578	3rd (10)	266,804	George Tsamis
2004	Northern	61	34	.642	1st (10)	280,375	George Tsamis
2005	Northern	55	40	.579	2nd (12)	283,866	George Tsamis
2006	American Association	54	42	.563	4th (10)	288,171	George Tsamis
2007	American Association	57	39	.594	2nd (10)	297,834	George Tsamis
2008	American Association	42	54	.438	9th (10)	286,796	George Tsamis
2009	American Association	49	47	.510	T-4th (10)	267,398	George Tsamis
2010	American Association	45	51	.469	7th (10)	237,994	George Tsamis
2011	American Association	56	44	.560	3rd (14)	240,206	George Tsamis
2012	American Association	52	48	.520	6th (13)	240,616	George Tsamis
2013	American Association	47	53	.470	9th (13)	239,399	George Tsamis

PLAYOFF HISTORY

Year	Round	Opponent	Result	Year	Round	Opponent	Result
1993	Finals	Rochester	W 3-1	2004	Semis	Fargo-Moorhead	W 3-1
1995	Finals	Winnipeg	W 3-1	2005	Finals	Schaumburg	W 3-2
1996	Semis	Madison	W 2-0	2005	Semis	Gary	L 3-2
	Finals	Fargo-Moorhead	W 3-0	2006	Semis	Lincoln	W 3-1
1997	Semis	Duluth-Superior	L 3-2		Finals	Fort Worth	L 3-2
1998	Semis	Thunder Bay	W 3-2	2007	Semis	Lincoln	W 3-0
	Finals	Fargo-Moorhead	L 3-0		Finals	Fort Worth	L 3-2
2000	Quarters	Duluth-Superior	L 3-1	2011	Semis	Winnipeg	W 3-2
2003	Semis	Winnipeg	L 3-2		Finals	Grand Prairie	L 3-2

2013 ST. PAUL SAINTS STATISTICS

vs. El Paso: 2-1

vs. Fargo: 6-6

vs. Gary: 2-11

vs. Grand Prairie: 5-3

vs. Kansas City: 2-2

vs. Laredo: 2-1

vs. Lincoln: 3-0

vs. New Jersey: 3-1

vs. Quebec: 0-3

vs. Rockland: 2-2

vs. Sioux City: 4-5

vs. Sioux Falls: 6-4

vs. Trois-Rivieres: 2-1

vs. Wichita: 2-4

vs. Winnipeg: 6-9

Player	POS	AVG	G	AB	R	H	2B	3B	HR	RBI	BB	HBP	SO	SB	CS	DP	E
Ammirati, Nick	C	.083	5	12	1	1	1	0	0	0	2	1	2	0	0	1	0
Becker, Joey	IF	.259	97	379	50	98	15	1	4	40	26	3	74	4	3	12	14
Blunt, Donald	IF	.253	30	87	12	22	2	1	3	14	11	4	22	0	3	3	1
Boyer, Brad	IF	.337	78	303	64	102	26	3	7	50	30	2	31	6	0	11	6
Brazell, Craig	IF	.347	27	101	13	35	10	0	4	21	5	2	8	0	0	7	3
Burgamy, Brian	IF	.295	24	95	16	28	5	0	8	25	13	2	18	0	0	3	1
Cabrera, Willie	OF	.317	85	315	50	100	24	0	13	63	33	3	30	0	1	11	2
Childs, Dwight	C	.241	73	261	33	63	18	1	7	36	11	1	63	2	0	4	9
Frost, Adam	SS	.276	91	377	66	104	20	1	10	43	24	4	52	38	9	3	16
Hairgrove, Trevor	IF	.152	26	79	6	12	3	0	0	5	6	0	19	1	0	2	8
Henkemeyer, Andy	OF	.267	13	45	6	12	0	0	0	3	1	7	0	0	2	1	
Hernandez, Jose	OF	.267	89	318	40	85	18	1	6	34	29	7	46	8	6	12	1
Johnson, Benji	C	.000	2	7	0	0	0	0	0	0	0	0	1	0	0	0	1
Kaczowski, Dan	IF	.276	91	337	49	93	11	1	4	29	41	3	37	7	6	5	6
Manning, Chris	C	.171	9	35	3	6	0	0	0	2	1	0	11	0	0	0	0
Mayo, Jeremy	C	.278	12	36	3	10	1	0	0	3	4	0	13	0	0	0	4
Radmacher, Mark	C	.111	8	18	2	2	1	0	0	0	1	0	10	0	0	1	2
Seaman, Adam	C	.125	5	8	1	1	0	0	0	1	0	0	3	0	0	0	0
Sheldon, Ole	IF	.299	51	184	27	55	9	0	7	28	21	1	25	1	0	4	1
Tripp, Brandon	OF	.287	91	328	58	94	21	0	19	75	30	10	74	5	0	10	2
Tripp, Jordan	OF	.238	24	80	9	19	2	2	3	7	4	1	30	2	0	1	1

Pitcher	G	GS	CG	IP	H	R	ER	BB	SO	W	L	SV	2B	3B	ERA
Adams, Hugh	7	0	0	8.1	12	9	9	6	6	0	0	0	2	1	9.72
Anderson, Luke	9	9	0	41.0	51	31	28	18	29	2	2	0	11	2	6.15
Blunt, Donald	1	0	0	1.0	5	3	3	1	1	0	0	0	0	0	27.00
Claggett, Anthony	21	21	3	142.0	143	52	49	43	83	9	6	0	26	4	3.11
Correa, Aaron	5	1	0	5.1	17	9	7	3	1	0	1	0	2	0	11.81
Gay, Drew	5	4	0	17.1	16	14	14	17	7	1	2	0	4	1	7.27
Hamburger, Mark	21	21	5	149.0	162	69	54	47	120	6	8	0	25	5	3.26
Henry, Bryan	7	0	0	8.1	6	2	2	0	4	0	1	0	2	0	2.16
Hose, T.J.	6	0	0	10.2	11	5	4	2	8	0	1	0	3	1	3.38
Jensen, George	7	2	0	19.1	28	25	24	8	12	0	3	0	4	0	11.17
King, Mackenzie	3	0	0	5.0	6	3	3	0	0	0	1	0	2	0	5.40
Klabunde, Dustin	30	0	0	47.2	46	25	25	24	29	2	0	0	8	0	4.72
Koons, Mike	14	8	0	52.2	66	31	27	20	22	2	2	0	18	2	4.61
Mehlich, Mikey	34	0	0	49.1	37	18	16	28	40	4	3	1	10	1	2.92
Meyer, Matt	39	0	0	39.1	31	21	18	27	43	6	5	14	5	0	4.12
Morrison, Kyle	10	0	0	17.1	20	13	11	12	16	0	1	0	5	1	5.71
Nelson, Cole	13	11	1	64.1	55	26	26	35	42	5	3	0	7	1	3.64
Plefka, Jon	16	0	0	22.2	14	2	2	5	18	1	0	3	3	0	0.79
Roemer, Wes	9	9	0	51.0	67	44	39	14	37	4	5	0	17	1	6.88
Soule, Billy	18	9	0	65.1	77	57	55	33	30	3	2	0	17	2	7.58
Spottiswood, Billy	7	0	0	8.1	7	4	3	5	8	0	1	0	1	0	3.24
Thomas, Dylan	13	5	0	31.1	50	39	37	22	19	1	6	0	10	0	10.63
Whalen, Connor	14	0	0	8.0	11	7	6	8	7	1	0	0	1	0	6.75

All-Time AA Home-Road Record

Year	Home Record	Pct.	Road Record	Pct.
2006	33-15	.688	21-27	.438
2007	27-21	.563	30-18	.625
2008	23-24	.489	19-30	.388
2009	29-19	.604	20-28	.417
2010	27-21	.563	18-30	.375
2011	30-20	.600	26-24	.520
2012	28-22	.560	24-26	.480
2013	27-23	.540	20-30	.400
All-Time	224-165	.576	178-213	.455

ST. PAUL INDEPENDENT BASEBALL RECORDS

Batting Average	Home Runs	Saves
1. Adam Olow, 2004 .376	1. Kevin Roberson, 2002 27	1. Christopher Chavez, 2004 29
2. Dan Peltier, 1995 .366	2. Ole Sheldon, 2010 22	2. Bruce Walton, 1995 28
3. Adam Olow, 2006 .360	3. Ole Sheldon, 2012 20	3. Matt Hammons, 2005 25
Chad Ehmsberger, 2005 .360	4. Several tied with 19	4. Jose Prado, 1998 23
5. Darryl Motley, 1995 .358		5. Matt Hammons, 2006 22

RBI	Games Pitched
1. David Kennedy, 1997 80	1. Kyle Foster, 2011 48
2. Ole Sheldon, 2010 79	2. Jon Plefka, 2010 43
2. Adam Frost, 2011 76	3. Marcel Longmire, 2007 79
Adam Olow, 2004 76	4. Ole Sheldon, 2011 76
4. Doug O'Neill, 1995 75	5. Brandon Tripp, 2013 75
5. Josh Alley, 2010 74	Christopher Chavez, 2004 43
Marcel Longmire, 2007 74	Christopher Chavez, 2003 43
	5. Several tied with 41

Runs Scored	Stolen Bases
1. Justin Hall, 2004 77	1. Adam Frost, 2013 38
2. Adam Frost, 2011 76	2. Noah Hall, 2011 37
Adam Olow, 2004 76	3. Scooter Jordan, 2007 36
4. Doug O'Neill, 1995 75	4. Ramon Valera, 2000 34
5. Josh Alley, 2010 74	5. Adam Frost, 2011 31
Marcel Longmire, 2007 74	

Hits	Innings Pitched
1. Adam Olow, 2004 128	1. Mark Hamburger, 2013 149.0
2. Adam Frost, 2011 125	2. Anthony Claggett, 2013 142.0
3. Marcel Longmire, 2007 120	3. Robert Coe, 2012 139.1
Tonayne Brown, 2004 120	4. Charlie Ruud, 2007 138.2
5. Jose Hernandez, 2012 119	5. Kevin Foster, 2003 132.2
Dan Peltier, 1995 119	Jacob Whitney, 2002 132.2

ERA	Walks
1. Jim Manfred, 1993 2.06	1. Kevin Foster, 2003 64
2. Jack Morris, 1996 2.61	2. Robert Coe, 2012 59
3. Jake Whitney, 2001 2.75	3. Jason Kenady, 1997 56
4. John Thoden, 1993 2.76	Jim Manfred, 1996 56
5. Brandon Kintzler, 2009 2.79	5. Hank Thoms, 2000 55

Doubles	Wins
1. Jason Cooper, 2010 38	1. Robert Coe, 2012 12
2. Chad Ehmsberger, 2005 30	Charlie Ruud, 2008 12
Scott Bryant, 1997 30	Kevin Foster, 2003 12
4. Brent Krause, 2010 29	Jim Manfred, 1996 12
Adam Olow, 2004 29	4. Several tied with 11
Dan Peltier, 1995 29	

Triples	Losses
1. Joe Biernat, 1995 8	1. Matt Long, 2011 10
2. Adam Frost, 2011 7	2. Justin Lord, 2008 9
Andrew Schmiesing, 2009 7	Graham Mazur, 2000 9
Ramon Valera, 2000 7	Dan Smith, 1998 9
5. Several tied with 5	John Dettmer, 1997 9

Strikeouts
1. Mark Hamburger, 2013 120
2. Jacob Whitney, 2002 111
3. Charlie Ruud, 2007 110
4. Dan Smith, 2003 107
5. Dave Doorneweerd, 1995 104

All-time AA record - 8 seasons, 402-378, .515 winning pct.

Opponent	Record	Pct.	Opponent	Record	Pct.	Opponent	Record	Pct.
Amarillo	2-5	.286	Laredo	2-1	.333	St. Joe	23-13	.639
Coastal Bend	3-3	.500	Lincoln	42-67	.385	Shreveport	13-10	.565
El Paso	15-7	.682	Newark	2-1	.667	Sioux City	77-60	.562
Fargo	23-15	.605	New Jersey	4-4	.500	Sioux Falls	66-59	.528
Fort Worth	10-14	.417	Pensacola	13-8	.619	Trois-Rivieres	2-1	.667
Gary	16-27	.372	Quebec	4-5	.444	Wichita	33-41	.446
Grand Prairie	20-4	.833	Rockland	5-2	.714	Winnipeg	18-29	.383
Kansas City	9-4	.692						

SIoux CITY EXPLORERS

2013 Results: 38-62, 5th place, South

3400 Line Drive, Sioux City, IA 51106.

Phone: (712) 277-9467. Fax: (712) 277-9406.

Web: XsBaseball.com.

Twitter: @SiouxCityXs.

Facebook.com/SiouxCityExplorers93.



FRONT OFFICE

Chairman: John Roost.

President: Matt Adamski.

General Manager: Shane Tritz.

Stadium Operations Dir.: Greg Crooks.

Office Manager: Julie Stinger.

FIELD STAFF

Manager: Steve Montgomery.

Pitching Coach: Bobby Post.

GAME-DAY INFORMATION

Stadium: Lewis & Clark Park.

Year Constructed: 1993. Capacity: 3,800.

Outfield Dimensions: 330-400-330.

Visiting Club Hotel: Sioux City Hotel & Conference Center, 707 4th Street, Sioux City IA 51101. Phone: (712) 294-5220.

Broadcaster: Dave Nitz.

Games Broadcast: All.

Outlets: KSCJ-1360 AM/KSCJ.com.

FIELD MANAGER - STEVE MONTGOMERY



Steve Montgomery comes to Sioux City in 2014 after spending the last 10 seasons as the pitching coach for the Fargo-Moorhead Red-Hawks. He will be making his managerial debut in 2014 and will be the 7th manager in the Explorers' 22-year franchise history.

Montgomery spent nine seasons in professional baseball, playing in the Orioles, Royals, Dodgers and Red Sox organizations, reaching as high as Triple-A in 1997. He also played independent baseball in the Frontier and Northern Leagues; Montgomery finished his playing career with Fargo-Moorhead from 2001-2003, where he is the team's all-time save leader (47).

Montgomery began his coaching career in 2004 with the Red-Hawks, and from 2005-2009, he also served as the pitching coach for North Dakota State University. In his 10 seasons as the pitching coach,

the Redhawks have compiled a 590-383 record, resulting in a .606 winning percentage during his tenure.

Managerial History

Year	Club	League	Affiliate	Level	Record	Finish	Playoffs
(first season)							

2014 SCHEDULE

Standard home game times:

Monday-Saturday 7:05, Sunday 6:05.

Other home game times:

Tuesday, May 20: 11:05 a.m.

July

Tue 1 - Wed 2 @ Grand Prairie

Thu 3 - Sat 5 Wichita

Tue 8 - Thu 10 @ Winnipeg

Fri 11 - Sun 13 Fargo

Mon 14 - Wed 16 Kansas City

Fri 18 - Sun 20 @ Wichita

Mon 21 - Thu 24 Gary

Fri 25 - Sun 27 @ Sioux Falls

Wed 30 - Thu 31 Fargo

May

Thu 15 - Fri 16 @ Sioux Falls

Sat 17 Sioux Falls

Sun 18 @ Sioux Falls

Mon 19 - Wed 21 St. Paul

Thu 22 - Sun 25 Amarillo

Mon 26 - Wed 28 @ Winnipeg

Thu 29 - Sat 31 @ Fargo

June

Sun 1 @ Fargo

Mon 2 - Thu 5 Gary

Fri 6 - Sun 8 @ St. Paul

Mon 9 - Wed 11 @ Gary

Fri 13 - Sun 15 Grand Prairie

Tue 17 - Thu 19 @ Kansas City

Fri 20 - Sun 22 Sioux Falls

Mon 23 - Thu 26 Rockland*

Fri 27 - Sun 29 @ Amarillo

Mon 30 @ Grand Prairie

August

Fri 1 - Sat 2 Fargo

Sun 3 - Wed 6 Winnipeg

Thu 7 - Sun 10 @ St. Paul

Mon 11 - Wed 13 @ Gary

Thu 14 - Sun 17 Lincoln

Tue 19 - Wed 20 @ Sioux Falls

Fri 22 - Sun 24 @ Fargo

Tue 26 - Thu 28 Gary

Fri 29 @ Lincoln (Split DH)

Sun 31 @ Lincoln

September

Mon 1 @ Lincoln

* - Can-Am League opponent.

INDEPENDENT YEARLY RESULTS

Year	League	W	L	Pct.	Place	Attendance	Manager
1993	Northern	34	38	.472	T-4th (6)	112,971	Ed Nottle
1994	Northern	52	28	.650	1st (6)	140,224	Ed Nottle
1995	Northern	46	39	.541	3rd (6)	149,770	Ed Nottle
1996	Northern	26	58	.310	8th (8)	147,062	Ed Nottle
1997	Northern	50	34	.595	2nd (8)	134,580	Ed Nottle
1998	Northern	40	46	.465	T-4th (8)	120,114	Ed Nottle
1999	Northern	51	34	.600	1st (8)	118,333	Ed Nottle
2000	Northern	44	41	.517	3rd (8)	105,888	Ed Nottle
2001	Northern	42	48	.467	5th (8)	112,115	Benny Castillo
2002	Northern	46	42	.523	5th (10)	109,355	Benny Castillo
2003	Northern	33	57	.367	10th (10)	91,005	Jay Kirkpatrick
2004	Northern	39	57	.406	8th (10)	120,681	Jay Kirkpatrick
2005	Northern	44	52	.458	9th (12)	113,590	Billy Williams/ Steve Shirley
2006	American Association	43	53	.448	7th (10)	88,408	Ed Nottle
2007	American Association	40	56	.417	7th (10)	92,786	Ed Nottle
2008	American Association	52	44	.541	4th (10)	87,616	Les Lancaster
2009	American Association	40	56	.417	T-9th (10)	70,978	Les Lancaster
2010	American Association	49	47	.510	6th (10)	56,428	Les Lancaster
2011	American Association	51	49	.510	7th (14)	64,000	Stan Cliburn
2012	American Association	45	55	.450	T-11th (13)	55,627	Stan Cliburn
2013	American Association	38	62	.380	13th (13)	52,052	Stan Cliburn

PLAYOFF HISTORY

Year	Round	Opponent	Result	Year	Round	Opponent	Result
1994	Finals	Winnipeg	L 3-1	2008	Semis	Sioux Falls	L 3-0
1999	Quarters	Winnipeg	L 3-0				
2002	Quarters	Joliet	W 3-2				
	Semis	Winnipeg	L 3-1				

2013 SIoux CITY EXPLORERS STATISTICS

vs. El Paso: 2-1 vs. Kansas City: 2-5 vs. St. Paul: 5-4
 vs. Fargo-Moorhead: 4-7 vs. Laredo: 0-3 vs. Sioux Falls: 6-9
 vs. Gary SouthShore: 6-8 vs. Lincoln: 5-7 vs. Wichita: 3-7
 vs. Grand Prairie: 2-1 vs. New Jersey: 1-2 vs. Winnepeg: 2-8

Player	POS	AVG	G	AB	R	H	2B	3B	HR	RBI	BB	HBP	SO	SB	CS	DP	E
Backman, Wally Jr.	IF	.192	27	104	11	20	4	0	0	7	11	0	25	1	0	2	3
Barroso, Leugim	IF	.260	97	362	33	94	9	1	2	32	11	4	33	24	7	21	16
Barrows, Peter	OF	.279	96	348	54	97	21	2	13	55	35	4	97	6	2	8	4
Bistagne, Brian	IF	.221	30	86	9	19	3	1	0	7	9	0	22	4	1	2	0
Briones, Gilbert	IF	.150	11	20	2	3	1	0	0	1	2	0	7	1	1	1	1
Espinosa, Alberto	C	.240	76	258	19	62	10	0	2	23	6	3	38	0	0	11	7
Gallagher, Austin	IF	.296	42	169	17	50	10	0	0	19	14	1	22	1	2	4	5
Inoguchi, Yusuke	OF	.281	89	327	43	92	21	3	0	31	30	7	66	11	2	5	4
Judah, Sam	OF	.284	82	289	34	82	16	0	5	38	12	1	44	1	1	9	1
Karr, Palmer	OF	.244	21	82	10	20	4	0	3	13	3	3	25	1	0	4	0
Kaskadden, Anthony	IF	.245	77	257	31	63	7	1	2	18	14	7	43	9	1	5	16
Martinez, Adrian	C	.262	56	168	20	44	6	0	4	17	11	3	48	0	0	2	2
Mesa, Eliezer	OF	.293	91	386	49	113	9	3	0	24	17	0	55	26	8	7	4
Murton, Luke	IF	.255	74	278	37	71	12	0	6	34	31	1	67	4	0	7	1
Pounds, Bryan	IF	.272	74	272	30	74	27	1	5	37	29	1	59	0	1	9	11
Squier, Jeff	IF	.000	5	6	0	0	0	0	0	0	0	0	2	0	0	1	2
Young, Eddie	IF	.174	8	23	4	4	0	1	0	4	3	0	5	0	1	1	1

Pitcher	G	GS	CG	IP	H	R	ER	BB	SO	W	L	SV	2B	3B	ERA
Bodishbaugh, Chris	32	0	0	38.2	27	9	8	12	39	3	1	13	4	0	1.86
Colon, Yunier	3	0	0	4.2	7	4	4	4	1	0	0	0	1	0	7.71
Hall, Cody	4	3	0	21.1	20	6	6	11	6	1	1	0	2	0	2.53
Hepple, Mike	6	0	0	11.0	17	9	6	2	4	0	0	0	2	2	4.91
Holdzkorn, John	8	0	0	7.2	5	1	0	5	15	1	1	0	0	0	0.00
Jarvis, Jason	18	18	2	122.1	137	68	58	36	53	5	10	0	20	5	4.27
Jefferson, Mike	8	1	0	16.1	13	11	11	6	16	1	2	0	1	0	6.06
Jurik, Dan	14	14	0	80.1	80	46	41	32	64	1	8	0	14	0	4.59
Kennedy, Jimmer	43	0	0	62.1	49	20	20	21	50	4	5	7	7	2	2.89
Kingsley, Kyle	8	0	0	16.0	16	6	6	6	8	0	0	0	0	0	3.38
Lucero, Ryan	11	8	1	58.2	70	32	28	18	25	3	4	0	10	2	4.30
Noga, Andy	20	19	2	116.1	139	87	74	39	64	4	12	0	22	2	5.73
Olson, Preston	16	12	1	61.2	84	47	43	26	45	1	6	0	13	0	6.28
Plefka, Jon	23	0	0	36.0	27	16	14	16	28	1	0	0	5	0	3.50
Poytress, Josh	9	0	0	8.0	9	10	9	13	8	0	0	0	2	0	10.13
Rainwater, Josh	8	6	0	37.0	58	40	40	16	16	1	6	0	16	2	9.73
Rodriguez, Jonathan	11	0	0	15.1	14	11	8	14	12	0	0	0	0	0	4.70
Salazar, Richard	19	19	0	114.1	112	51	49	39	89	10	3	0	16	5	3.86
Satterwhite, Cody	19	0	0	27.2	14	3	2	7	31	2	1	1	5	0	0.65
Stewart, Nathan	8	0	0	12.0	20	12	11	7	6	0	2	0	5	0	8.25
Wilkins, Ryan	3	0	0	5.1	9	8	8	1	3	0	0	0	3	1	13.50
Zeller, Joe	3	0	0	5.0	3	0	0	0	2	0	0	0	0	0	0.00

All-Time AA Home-Road Record

Year	Home Record	Pct.	Road Record	Pct.
2006	27-21	.563	16-32	.333
2007	19-29	.396	21-27	.438
2008	29-21	.580	23-23	.500
2009	19-29	.396	21-27	.438
2010	27-20	.575	22-27	.449
2011	31-19	.620	19-30	.388
2012	24-26	.480	21-29	.420
2013	21-29	.420	21-29	.420
All-Time	197-194	.504	164-224	.427

SIoux CITY INDEPENDENT BASEBALL RECORDS

Batting Average	RBI	Saves			
1. Jose Peguero, 1996	.366	1. Scott Pinoni, 1997	92	1. Brett Reid, 2008	24
2. Lance Robbins, 1994	.356	2. Jay Kirkpatrick, 2000	75	2. Sean Kramer, 2005	20
3. Josh Patton, 1999	.350	3. Marty Neff, 1998	74	3. Derek Fahs, 1999	19
4. Ray Serrano, 2010	.349	Nolan Lane, 1997	74	4. Barry Goldman, 1994	18
5. Kent Sakamoto, 2011	.347	5. Kevin Garner, 1997	73	5. Chris Bodishbaugh, 2012	17
				Brett Reid, 2009	17

Runs Scored	Stolen Bases	Games Pitched			
1. Jorge Moreno, 2006	77	1. Derek Schermerhorn, 2009	36	1. Eddie Delacruz, 2010	53
2. Jorge Moreno, 2007	76	Nolan Lane, 1997	36	2. Jimmer Kennedy, 2013	43
3. Desi Wilson, 2004	75	3. Nolan Lane, 1995	34	3. Derek Fahs, 1999	41
4. Ira Smith, 2001	71	4. Ryan Ruiz, 2003	33	Richard Grife, 1997	41
Nolan Lane, 1997	71	Nolan Lane, 1993	33	5. Brett Reid, 2009	40
				Ty Marotz, 2008	40
				Sean Kramer, 2005	40
				John Duffy, 2001	40

Hits	ERA	Innings Pitched			
1. Jose Peguero, 1996	122	1. David Glick, 2002	1.89	1. Nick Schumacher, 2011	148.2
2. Desi Wilson, 2004	121	"Oil Can" Boyd, 1994	1.89	2. Jason Jarvis, 2012	145.2
3. Ray Serrano, 2010	120	3. David Trahan, 2011	2.67	3. Billy Keppinger, 2006	142.0
4. Marcel Longmire, 2004	119	4. Joe Kraemer, 1993	2.91	4. Chris Swiatkiewicz, 2003	141.1
5. Ray Serrano, 2012	118	5. Joe Kraemer, 1994	2.94	5. Jordan Romero, 2001	140.2

Doubles	Wins	Walks			
1. Ray Serrano, 2010	34	1. Alexander Francisco, 2008	12	1. Trevor Fox, 2009	82
2. Marty Neff, 1998	33	2. Aaron Jersild, 1997	11	2. Nick Singleton, 2009	59
3. Ray Serrano, 2012	32	David Harris, 1995	11	3. Chad Povich, 2010	57
4. Chris Grossman, 2006	30	4. Richard Salazar, 2013	10	Jeff Letourneau, 1994	57
5. Kent Sakamoto, 2010	29	Nick Schumacher, 2011	10	5. David Trahan, 2010	56
Marcel Longmire, 2004	29	Mikael Ryder, 2010	10	Dennys Gomez, 1998	56
		Alexander Francisco, 2007	10		
		Joe Kraemer, 1993	10		

Triples	Losses	Strikeouts	
1. Jose Peguero, 1996	10	1. Nick Schumacher, 2011	123
2. Nolan Lane, 1997	7	2. Matt Connolly, 1994	107
Lance Robbins, 1994	7	3. David Harris, 1995	102
4. Brandon Newton, 2012	6	4. Jordan Romero, 2001	100
5. Several tied with	5		

Home Runs	Opponent	Record	Pct.	Opponent	Record	Pct.	Opponent	Record	Pct.	
1. Kevin Garner, 1997	27	Coastal Bend	3-3	.500	Laredo	0-3	.000	Shreveport	12-9	.571
2. Scott Pinoni, 1997	20	El Paso	15-17	.469	Lincoln	56-69	.448	Sioux Falls	75-74	.503
3. Jose Moreno, 2006	19	Fargo	11-19	.367	New Jersey	1-2	.333	Rockland	3-0	1.000
Jay Kirkpatrick, 2000	19	Fort Worth	13-13	.500	Pensacola	3-10	.231	Trois-Rivieres	2-1	.667
5. Ryan Gripp, 2005	18	Gary	22-20	.524	St. Joe	19-14	.576	Wichita	32-49	.395
		Grand Prairie	11-10	.524	St. Paul	60-77	.438	Winnipeg	13-20	.394
		Kansas City	9-13	.409						

All-time AA record - 8 seasons, 358-422, .459 winning pct.

Opponent	Record	Pct.	Opponent	Record	Pct.	Opponent	Record	Pct.
Coastal Bend	3-3	.500	Laredo	0-3	.000	Shreveport	12-9	.571
El Paso	15-17	.469	Lincoln	56-69	.448	Sioux Falls	75-74	.503
Fargo	11-19	.367	New Jersey	1-2	.333	Rockland	3-0	1.000
Fort Worth	13-13	.500	Pensacola	3-10	.231	Trois-Rivieres	2-1	.667
Gary	22-20	.524	St. Joe	19-14	.576	Wichita	32-49	.395
Grand Prairie	11-10	.524	St. Paul	60-77	.438	Winnipeg	13-20	.394
Kansas City	9-13	.409						

SIoux FALLS CANARIES

2013 Results: 42-58, 4th place, North

1000 North West Avenue, Sioux Falls, SD 57104.

Phone: (605) 333-0179. Fax: (605) 333-0139.

Web: SFCanaries.com.

Twitter: @Canaries.

Facebook.com/SFCanaries.



FRONT OFFICE

CEO/Managing Partner: Tom Garrity.

Managing Partner: Gary Weckwerth.

VP, Business Operations: Jim Olander.

GM/VP, Ticket Sales: Matt Ferguson.

Director, Sales: Rico Velazquez.

Assistant GM: Duell Higbe.

Sales Executives: Bethany Meese, Brian Olthoff.

Director, Ticketing: Kim Hipple.

Director, Game Ops: Anthony Hegstrom.

Director, Stadium Operations: Larry McKenny.

FIELD STAFF

Manager: Steve Shirley.

Pitching Coach: Mike Meyer.

Hitting Coach: Andy Juday.

GAME-DAY INFORMATION

Stadium: Sioux Falls Stadium.

Games Broadcast: All.

Year Constructed: 1964. **Capacity:** 4,462.


Webcast: KWSN-1230 AM, kwsn.com.

Outfield Dimensions: 313-410-312.

Visiting Club Hotel: Downtown Holiday Inn, 100 W. 8th Street Sioux Falls, SD 57104.

Phone: (605) 330-0456. **Fax:** (605) 339-1490. **Web:** sfcchotel.com.

FIELD MANAGER - STEVE SHIRLEY



Steve Shirley will be working his eighth season as Sioux Falls manager in 2014. The league's Manager of the Year in 2008 and 2010, he also won the American Association championship in 2010. Previously, he spent the 2006 season as the pitching coach for the Winnipeg Goldeyes of the Northern League, and also served as a pitching coach for the Duluth-Superior Dukes in 1999.

Drafted in the second round by the Los Angeles Dodgers in 1974, Shirley's 15 years of professional playing experience also include time in the Pittsburgh Pirates, Detroit Tigers, Kansas City Royals, and Montreal Expos organizations. Shirley reached the majors with L.A. in 1982.

Managerial History

Year	Club	League	Affiliate	Level	Record	Finish	Playoffs
2005	Sioux City	Northern		Ind.	33-32		
2007	Sioux Falls	Amer. Assoc.		Ind.	53-43	5th (10)	
2008	Sioux Falls	Amer. Assoc.		Ind.	60-36	T-1st (10)	League Champs
2009	Sioux Falls	Amer. Assoc.		Ind.	40-56	T-9th (10)	
2010	Sioux Falls	Amer. Assoc.		Ind.	63-33	1st (10)	Lost Finals
2011	Sioux Falls	Amer. Assoc.		Ind.	42-57	13th (14)	
2012	Sioux Falls	Amer. Assoc.		Ind.	45-55	T-11th (13)	
2013	Sioux Falls	Amer. Assoc.		Ind.	42-58	11th (13)	

2014 SCHEDULE

Standard home game times:

Monday-Friday 7:05, Saturday 6:05, Sunday 4:05.

Other home game times:

Wednesday, June 18: 12:05.

Wednesday, August 13: 12:05.

May

Thu 15 - Fri 16 **Sioux City**
Sat 17 @ Sioux City

Sun 18 **Sioux City**

Mon 19 - Tue 20 **Gary**

Thu 22 - Sun 25 @ St. Paul

Mon 26 - Wed 28 @ Fargo

Thu 29 - Sat 31 **Kansas City**

June

Sun 1 **Kansas City**

Mon 2 - Thu 5 **Winnipeg**

Fri 6 - Sun 8 @ Gary

Mon 9 - Wed 11 @ St. Paul

Fri 13 - Sun 15 **Fargo-Moorhead**

Tue 17 - Thu 19 **Amarillo**

Fri 20 - Sun 22 @ Sioux City

Mon 23 - Thu 26 @ Gary

Fri 27 - Sun 29 **St. Paul**

Mon 30 **Gary**

July

Tue 1 - Thu 3 **Gary**

Fri 4 - Sun 6 @ Kansas City

Mon 7 - Wed 9 @ Wichita

Fri 11 - Sun 13 **Grand Prairie**

Tue 15 - Thu 17 **Laredo**

Fri 18 - Sun 20 @ Fargo

Mon 21 - Thu 24 @ St. Paul

Fri 25 - Sun 27 **Sioux City**

Wed 30 - Thu 31 **Winnipeg**

August

Fri 1 - Sat 2 **Winnipeg**

Sun 3 - Wed 6 @ Amarillo

Thu 7 - Sun 10 @ Lincoln

Tue 12 - Thu 14 **New Jersey***

Fri 15 - Sun 17 **Winnipeg**

Tue 19 - Wed 20 **Sioux City**

Thu 21 - Sun 24 @ Winnipeg

Tue 26 - Thu 28 **Lincoln**

Fri 29 - Sun 31 @ Fargo

September

Mon 1 @ Fargo

* - Can-Am League opponent.

INDEPENDENT YEARLY RESULTS

Year	League	W	L	Pct.	Place	Attendance	Manager
1993	Northern	34	38	.472	T-4th (6)	86,167	Frank Verdi
1994	Northern	47	33	.588	2nd (6)	99,754	Frank Verdi/ Harry Stavrenos
1995	Northern	38	46	.452	T-4th (6)	102,328	Dick Dietz
1996	Northern	44	40	.524	4th (8)	100,958	John Zizzo
1997	Northern	31	53	.369	8th (8)	104,546	Tommy Thompson/ Ken Medlock
1998	Northern	35	51	.407	T-6th (8)	117,015	Mike Burton
1999	Northern	37	48	.435	7th (8)	118,765	Mike Burton
2000	Northern	34	52	.395	8th (8)	144,788	Doc Edwards
2001	Northern	55	31	.611	1st (8)	123,821	Doc Edwards
2002	Northern	41	49	.456	6th (10)	125,077	Doc Edwards
2003	Northern	37	51	.420	8th (10)	117,937	Doc Edwards
2004	Northern	33	63	.344	9th (10)	109,192	Doc Edwards
2005	Northern	35	60	.378	12th (12)	118,611	Mike Pinto
2006	American Association	34	62	.354	10th (10)	120,536	Mike Pinto
2007	American Association	53	43	.552	5th (10)	144,025	Steve Shirley
2008	American Association	60	36	.625	T-1st (10)	150,837	Steve Shirley
2009	American Association	40	56	.417	T-9th (10)	132,529	Steve Shirley
2010	American Association	63	33	.656	1st (10)	86,518	Steve Shirley
2011	American Association	42	57	.425	13th (14)	76,549	Steve Shirley
2012	American Association	45	55	.450	T-11th (13)	130,541	Steve Shirley
2013	American Association	42	58	.420	11th (13)	161,131	Steve Shirley

PLAYOFF HISTORY

Year	Round	Opponent	Result	Year	Round	Opponent	Result
2001	Quarters	Lincoln	L 3-1	2010	Semis	Lincoln	W 3-0
2008	Semis	Sioux City	W 3-0		Finals	Shreveport	L 3-0
	Finals	Grand Prairie	W 3-1				

2013 SIOUX FALLS CANARIES STATISTICS

vs. Amarillo: 2-4
 vs. El Paso: 1-3
 vs. Fargo-Moorhead: 2-8
 vs. Gary SouthShore: 8-2
 vs. Grand Prairie: 0-3

vs. Kansas City: 4-3
 vs. Laredo: 0-3
 vs. Lincoln: 6-7
 vs. St. Paul: 4-6

vs. Sioux City: 9-6
 vs. Trois-Rivieres: 1-2
 vs. Wichita: 1-2
 vs. Winnipeg: 4-9

Player	POS	AVG	G	AB	R	H	2B	3B	HR	RBI	BB	HBP	SO	SB	CS	DP	E
Abercrombie, Reggie	OF	.298	30	124	18	37	7	0	7	26	1	2	34	4	1	1	2
Alonso, John	IF	.215	33	121	19	26	3	0	5	11	15	2	20	0	0	5	3
Baumann, Nate	OF	.240	53	196	26	47	9	2	8	19	9	1	57	8	1	4	2
Clark, Jared	1B	.236	98	348	56	82	17	1	20	59	67	1	93	2	1	8	24
Domecus, Steve	C	.242	21	66	7	16	1	0	4	12	5	1	16	0	0	1	1
Dultz, Kevin	C	.256	65	211	34	54	11	1	2	14	23	7	41	6	0	6	7
King, Stephen	IF	.234	57	197	21	46	12	2	3	26	17	4	58	7	3	5	7
Laurent, Chandler	OF	.000	4	11	0	0	0	0	0	0	2	0	9	1	0	0	0
Morales, Cory	IF	.238	99	403	50	96	13	2	3	43	28	5	71	17	4	12	17
Pahuta, Tim	IF	.264	95	363	65	96	16	1	29	79	31	3	75	1	0	8	4
Ramirez, J.P.	OF	.300	94	363	44	109	24	0	9	54	21	5	49	2	0	12	7
Rodriguez, Marcos	OF	.333	61	243	33	81	13	0	4	35	16	6	43	4	1	5	3
Taylor, Jake	C	.286	70	266	36	76	15	1	5	28	22	1	47	9	1	9	16
Trajano, Anthony	IF	.263	46	137	20	36	8	1	0	12	13	2	22	0	3	5	8
Van Stratten, Nick	OF	.352	96	406	75	143	25	14	6	54	29	9	41	25	6	7	4

Pitcher	G	GS	CG	IP	H	R	ER	BB	SO	W	L	SV	2B	3B	ERA
Allen, Chris	20	0	0	20.1	15	8	8	5	22	2	0	0	5	0	3.54
Brough, Austin	9	4	0	34.1	57	43	37	18	18	0	5	0	17	2	9.70
Champion, Adam	24	24	0	133.0	159	101	93	58	74	6	11	0	34	5	6.29
Clark, Kirk	36	0	0	37.1	47	23	16	14	38	1	4	0	6	2	3.86
Clegg, Mitchell	16	16	0	79.1	106	62	51	30	39	4	5	0	19	3	5.79
Daly, Matt	42	0	0	56.2	47	25	20	25	57	3	2	1	11	1	3.18
DeRatt, Alan	41	0	0	39.1	35	19	14	6	39	0	3	22	8	0	3.20
Green, Chris	2	0	0	1.0	5	6	2	2	1	0	0	0	0	0	18.00
Moore, Ben	23	23	3	155.1	163	81	71	23	131	10	8	0	37	4	4.11
Ruwe, Kyle	22	22	3	155.1	184	72	64	32	58	11	7	0	29	6	3.71
Van Leur, Jack	36	0	0	22.0	28	19	18	16	16	0	2	0	6	1	7.36
Vazquez, Kyle	33	6	0	72.1	84	50	43	31	58	3	5	0	16	1	5.35
Whatcott, Jordan	34	5	0	67.0	76	52	43	34	58	2	6	0	13	2	5.78

All-Time AA Home-Road Record

Year	Home Record	Pct.	Road Record	Pct.
2006	19-29	.396	15-33	.313
2007	27-21	.563	26-22	.542
2008	36-12	.750	24-24	.500
2009	22-26	.458	18-30	.375
2010	39-9	.813	24-24	.500
2011	23-27	.460	19-30	.388
2012	28-22	.560	17-33	.340
2013	21-29	.420	21-29	.420
All-Time	215-175	.551	164-225	.422

SIOUX FALLS INDEPENDENT BASEBALL RECORDS

Batting Average	Home Runs	Saves
1. Beau Torbert, 2010 .394	1. Tim Pahuta, 2013 29	1. Kris Regas, 2008 30
2. Will Smith, 2007 .367	2. Brandon Sing, 2010 27	2. Aaron Cotter, 2005 25
3. Charles Peterson, 2001 .364	Jermaine Swinton, 2001 27	3. Jerrod Fuell, 2007 23
4. Chris Powell, 1994 .357	4. Brandon Sing, 2011 24	4. Alan DeRatt, 2013 22
5. Frank Valdez, 1995 .356	Beau Torbert, 2010 24	5. Matt Montgomery, 2005 18

Runs Scored	RBI	Games Pitched
1. Reggie Abercrombie, 2010 89	1. Beau Torbert, 2010 100	1. George Sherrill, 2001 48
2. Grant Richardson, 2008 88	2. Reggie Abercrombie, 2010 90	2. Kyle Mertins, 2012 43
3. Brandon Sing, 2010 87	3. Cesar Nicolas, 2012 82	3. Dan Cooper, 2012 43
4. Joe Anthonson, 2010 81	4. Tim Pahuta, 2013 79	John Wesley, 2005 43
5. Beau Torbert, 2010 79	5. Brandon Sing, 2010 73	5. Matt Daly, 2013 42

Hits	Stolen Bases	Innings Pitched
1. Beau Torbert, 2010 155	1. Ralph Santana, 2006 40	1. Ben Moore, 2013 155.1
2. Nick Van Stratten, 2013 143	2. Mike Dumas, 1996 36	Kyle Ruwe, 2013 155.1
3. Charles Peterson, 2001 136	3. Mike Dumas, 1997 35	3. Ben Moore, 2011 145.0
4. Felix Pagan, 2001 127	4. Reggie Abercrombie, 2010 34	4. Rich Hyde, 2000 140.1
5. Cesar Nicolas, 2012 125	5. Reggie Abercrombie, 2011 33	5. Pat Mahomes, 2008 135.1

ERA	Walks
1. Rob Andrackin, 1994 1.12	1. Ryan Shaver, 2010 64
2. Jamie Ybarra, 1994 2.31	2. Adam Champion, 2013 58
3. Rich Hyde, 1996 2.72	3. Chris Salberg, 2011 57
4. Rich Hyde, 1999 2.73	4. Chris Salberg, 2010 55
5. Craig Lewis, 1993 2.76	5. Paul Magrini, 1996 54

Wins	Strikeouts
1. Ben Moore, 2011 13	1. Ben Moore, 2011 144
Ryan Ford, 2008 13	2. Ben Moore, 2013 131
3. Ryan Rodriguez, 2010 12	3. Ben Moore, 2010 126
Pat Mahomes, 2007 12	4. Pat Mahomes, 2007 109
Scott Martin, 2001 12	Jamie Ybarra, 1994 109

Losses
1. Adam Champion, 2013 11
2. Peter Gehle, 2012 10
Brandon Rapoza, 2011 10
Ryan Ford, 2009 10
Micah Posey, 2007 10

All-time AA record - 8 seasons, 379-400, .486 winning pct.

Opponent	Record	Pct.	Opponent	Record	Pct.	Opponent	Record	Pct.
Amarillo	3-6	.333	Kansas City	7-12	.368	St. Paul	59-66	.472
Coastal Bend	0-6	.000	Laredo	2-4	.333	Shreveport	9-5	.643
El Paso	20-9	.689	Lincoln	58-64	.475	Sioux City	74-75	.497
Fargo	14-24	.368	Pensacola	9-6	.600	Trois-Rivieres	1-2	.333
Fort Worth	10-11	.476	Quebec	3-1	.750	Wichita	38-34	.528
Gary	20-13	.606	St. Joe	26-18	.591	Winnipeg	18-34	.346
Grand Prairie	8-10	.444						

WICHITA WINGNUTS

2013 Results: 68-32, 1st place, Central

300 South Sycamore, Wichita, KS 67213.

Phone: (316) 264-6887. Fax: (316) 264-2129.

Web: WichitaWingnuts.com.

Twitter: @WingnutsICT.

Facebook.com/WichitaWingnuts.



FRONT OFFICE

Owners: Steve Ruud, Nate Robertson, Gary Austerman.

President/GM: Josh Robertson.

AGM/Director, Corporate Sales: Ben Keiter.

Manager, Media/Game Ops: Scott Johnson.

Director, Group Sales: Drew Hays.

Director, Stadium Operations: Jeff Kline.

Director, Food and Beverage: Greg Read.

Sales Executive: Kevin Jenks.

Community Relations: Robert Slaughter.

Merchandise Manager: Meryl Loop.

FIELD STAFF

Manager: Kevin Hooper.

Hitting Coach: Jose Amado.

Pitching Coach: Luke Robertson.

GAME-DAY INFORMATION

Stadium: Lawrence-Dumont Stadium.

Year Constructed: 1934. **Capacity:** 6,111.

Outfield Dimensions: 330-400-330.

Visiting Club Hotel: North Rock Suites, 7856 E. 36th St. North, Wichita, KS 67226.

Phone: (316) 634-2303.

Games Broadcast: All.

Outlets: KWME-92.7 FM/kleyam.com.

FIELD MANAGER - KEVIN HOOPER



Kevin Hooper enters his sixth year as field manager of the Wingnuts. Last season, he led the club to its fourth playoff appearance and a berth in the league championship series. In his first five seasons, he has assembled a 290-202 record, a .589 winning percentage.

Hooper had a 10-year playing career that included time in the majors, four years in Triple-A and one as a member of the Wingnuts. In 2008, he won the American Association batting title by 40 points, hitting .373. He reached the majors in 2005 and 2006 with the Detroit Tigers. The Lawrence, Kan., native

was originally drafted out of Wichita State University by the Cleveland Indians in 1998.

Managerial History

Year	Club	League	Affiliate	Level	Record	Finish	Playoffs
2009	Wichita	Amer. Assoc.	--	Ind.	58-38	1st (10)	Lost Semis
2010	Wichita	Amer. Assoc.	--	Ind.	50-46	4th (10)	
2011	Wichita	Amer. Assoc.	--	Ind.	55-45	4th (14)	Lost Semis
2012	Wichita	Amer. Assoc.	--	Ind.	59-41	2nd (13)	Lost Finals
2013	Wichita	Amer. Assoc.	--	Ind.	68-32	1st (13)	Lost Finals

2014 SCHEDULE

Standard home game times:

Monday-Saturday 7:05, Sunday 2:05.

Other home game times:

Thursday, June 26: 11:05 a.m.

Monday, September 1: 5:05.

July

Tue 1 - Wed 2	Amarillo
Thu 3 - Sat 5	@ Sioux City
Mon 7 - Wed 9	Sioux Falls
Fri 11 - Sun 13	Amarillo
Tue 15 - Thu 17	@ Grand Prairie
Fri 18 - Sun 20	Sioux City
Mon 21 - Thu 24	Laredo
Fri 25 - Sun 27	@ Amarillo
Thu 31	@ St. Paul

May

Thu 15 - Sun 18	Grand Prairie
Mon 19 - Wed 21	Kansas City
Thu 22 - Sun 25	@ Gary
Mon 26 - Thu 29	Laredo
Fri 30 - Sat 31	Gary

June

Sun 1	Gary
Mon 2 - Thu 5	@ Kansas City
Fri 6	@ Grand Prairie
Sun 8	@ Grand Prairie (DH)
Tue 10 - Thu 12	Kansas City
Fri 13 - Sun 15	@ Amarillo
Mon 16 - Wed 18	@ Laredo
Fri 20 - Sun 22	Fargo
Mon 23 - Thu 26	Grand Prairie
Fri 27 - Sun 29	@ Lincoln
Mon 30	Amarillo

August

Fri 1 - Sat 2	@ St. Paul
Sun 3 - Wed 6	@ Fargo
Thu 7 - Sun 10	@ Winnipeg
Mon 11 - Wed 13	@ Lincoln
Fri 15 - Sun 17	Grand Prairie
Mon 18 - Wed 20	Lincoln
Thu 21 - Sun 24	@ Laredo
Mon 25 - Wed 27	@ Grand Prairie
Fri 29 - Sun 31	Laredo

September

Mon 1	Laredo
--------------	---------------

INDEPENDENT YEARLY RESULTS

Year	League	W	L	Pct.	Place	Attendance	Manager
2008	American Association	45	50	.474	6th (10)	146,408	Kash Beauchamp
2009	American Association	58	38	.604	1st (10)	161,170	Kevin Hooper
2010	American Association	50	46	.521	4th (10)	134,773	Kevin Hooper
2011	American Association	55	45	.550	4th (14)	159,239	Kevin Hooper
2012	American Association	59	41	.590	2nd (13)	152,727	Kevin Hooper
2013	American Association	68	32	.680	1st (13)	147,119	Kevin Hooper

PLAYOFF HISTORY

Year	Round	Opponent	Result	Year	Round	Opponent	Result
2009	Semis	Lincoln	L 3-2	2013	Semis	Grand Prairie	W 3-0
2011	Semis	Grand Prairie	L 3-1		Finals	Gary	L 3-1
2012	Semis	Laredo	W 3-0		Finals	Winnipeg	L 3-0

2013 WICHITA WINGNUTS STATISTICS

vs. Amarillo: 9-1	vs. Kansas City: 10-1	vs. Rockland: 4-0
vs. El Paso: 5-2	vs. Laredo: 3-0	vs. St. Paul: 4-2
vs. Fargo-Moorhead: 2-1	vs. Lincoln: 5-3	vs. Sioux City: 7-3
vs. Gary SouthShore: 6-7	vs. Newark: 3-0	vs. Sioux Falls: 2-1
vs. Grand Prairie: 4-6	vs. New Jersey: 3-3	vs. Winnipeg: 1-2

Player	POS	AVG	G	AB	R	H	2B	3B	HR	RBI	BB	HBP	SO	SB	CS	DP	E
Amberson, David	OF	.280	69	214	38	60	9	1	2	29	12	7	53	15	5	1	3
Armstrong, Cole	C	.241	81	278	31	67	8	0	8	47	28	4	48	1	0	4	8
Beaird, Madison	OF	.304	27	79	14	24	6	2	0	6	12	0	14	8	0	4	0
Bowden, Johnny	C	.220	21	41	4	9	2	1	1	6	4	2	12	0	0	1	1
Clevlen, Brent	CF	.322	70	261	57	84	20	3	14	51	40	2	50	14	2	8	1
Dalrymple, Scott	C	.061	15	33	1	2	0	0	0	0	0	1	6	0	1	4	3
Davis, Jonathan	RF	.100	9	20	2	2	0	0	1	3	6	2	7	1	0	0	1
Kahaulelio, Jake	2B	.322	95	373	91	120	24	4	17	68	37	22	36	16	3	4	4
Khoury, Ryan	IF	.244	99	398	71	97	14	2	3	46	58	13	78	26	6	9	19
Loehrs, Colt	OF	.279	40	122	13	34	9	0	2	14	7	2	15	7	1	8	4
McDonald, Jared	IF	.301	97	326	42	98	22	3	5	54	36	1	58	22	6	5	8
Mobbs, Mike	OF	.333	4	12	6	4	1	1	0	0	5	1	4	0	0	0	0
Nieves, Abel	IF	.357	99	359	59	128	23	3	5	51	56	3	46	17	9	22	10
Perren, Derek	OF	.243	12	37	4	9	1	0	0	5	4	0	1	1	0	2	0
Rodriguez, John	OF	.337	100	409	85	138	26	4	19	86	42	1	56	14	2	15	
Rotola, Tim	OF	.286	8	21	4	6	1	0	0	2	1	1	4	1	1	1	0
Sing Chow, Waylen	OF	.100	3	10	1	1	0	0	0	0	0	0	2	0	0	0	0
Yoo, Steve	C	.192	11	26	5	5	3	0	0	4	1	0	9	0	0	1	0
Ziegler, C.J.	IF	.318	100	380	81	121	32	1	30	99	58	4	82	3	4	10	16

Pitcher	G	GS	CG	IP	H	R	ER	BB	SO	W	L	SV	2B	3B	ERA
Aizenstadt, Andrew	31	0	0	30.1	21	9	9	17	23	1	1	1	4	1	2.67
Bennett, Daniel	48	0	0	51.2	43	16	16	27	56	1	3	0	4	2	2.79
Capra, Anthony	22	17	0	100.0	85	51	44	59	122	7	2	0	17	2	3.96
Dew, Josh	41	0	0	40.1	21	7	7	19	44	3	2	27	5	0	1.56
Giulietti, James	4	4	0	22.2	16	9	8	13	19	4	0	0	4	0	3.18
Graham, Ben	2	0	0	1.2	2	1	1	3	1	0	0	0	0	0	5.40
Guerra, Junior	21	19	2	122.2	118	59	45	58	126	9	4	0	21	1	3.30
Hinson, Ryan	10	10	2	70.2	49	14	12	13	57	7	2	0	14	0	1.53
Holdzkom, Lincoln	40	0	0	38.2	34	18	16	20	30	2	4	1	5	2	3.72
Klipp, Justin	17	15	0	92.2	103	47	40	21	56	8	3	0	27	4	3.89
Lambe, Erik	3	0	0	4.0	4	2	2	1	3	1	0	0	1	0	4.50
Linares, Kristhiam	2	2	0	9.0	12	9	8	8	6	0	2	0	2	0	8.00
Link, Jon	7	7	1	51.2	39	10	10	11	38	6	1	0	9	0	1.74
Scoles, Ryan	6	4	0	24.0	26	18	14	17	11	2	2	0	7	0	5.25
Smith, Christopher	20	20	2	132.0	119	69	52	35	112	8	4	0	21	2	3.55
Stone, Joshua	21	2	0	32.0	32	19	17	24	20	3	0	0	6	1	4.78
Wahl, Kyle	2	0	0	1.2	4	5	5	2	1	0	1	0	1	1	27.00
Walters, Nick	50	0	0	38.1	33	19	15	22	47	6	1	0	4	0	3.52
White, Tyler	8	0	0	7.2	10	7	6	6	10	0	0	0	1	0	7.04

All-Time AA Home-Road Record

Year	Home Record	Pct.	Road Record	Pct.
2008	24-22	.522	21-28	.428
2009	34-14	.708	24-24	.500
2010	30-19	.612	20-27	.426
2011	31-19	.620	24-26	.480
2012	32-19	.628	27-22	.551
2013	37-13	.740	31-19	.620
All-Time	188-106	.640	147-146	.502

WICHITA INDEPENDENT BASEBALL RECORDS

Batting Average	Home Runs	Losses
1. Kevin Hooper, 2008 .373	1. C.J. Ziegler, 2013 30	1. Ryan Hinson, 2012 8
2. Greg Porter, 2009 .372	2. Kelly Hunt, 2009 21	Brad Davis, 2008 8
3. Juan M. Richardson, 2011 .360	Greg Porter, 2009 21	3. Several tied with 7
4. Jairo Perez, 2012 .358	4. John Rodriguez, 2013 19	
5. Angel Nieves, 2013 .357	5. C.J. Ziegler, 2012 18	

Runs Scored	RBI	Saves
1. Jake Kahaulelio, 2013 91	1. C.J. Ziegler, 2013 99	1. Josh Dew, 2013 27
2. John Rodriguez, 2013 85	2. John Rodriguez, 2013 86	2. Josh Dew, 2011 20
3. C.J. Ziegler, 2013 81	Juan M. Richardson, 2011 86	Bryon Embry, 2008 20
Juan M. Richardson, 2011 81	Greg Porter, 2009 86	4. Justin Dowdy, 2010 17
5. Ryan Khoury, 2012 79	5. John Rodriguez, 2012 81	5. Josh Dew, 2012 9

Hits	Stolen Bases	Games Pitched
1. Juan M. Richardson, 2011 140	1. Ryan Khoury, 2012 37	1. Jared Simon, 2012 57
Greg Porter, 2009 140	2. Kevin Hooper, 2008 34	Nick Walters, 2012 57
3. John Rodriguez, 2013 138	3. Ryan Khoury, 2013 26	3. Dustin Pease, 2010 54
4. Josh Horn, 2011 133	4. David Peralta, 2012 25	4. Nick Walters, 2013 50
Kevin Hooper, 2008 133	5. Jared McDonald, 2013 22	5. Daniel Bennett, 2013 48

Doubles	ERA	Innings Pitched
1. C.J. Ziegler, 2013 32	1. Nick Singleton, 2010 2.36	1. Derek Blacksher, 2012 144.1
Michael Thompson, 2009 32	2. Will Savage, 2009 2.94	2. Ryan Hinson, 2012 137.1
3. Josh Horn, 2011 31	3. Adam Cowart, 2009 3.05	3. Josh Lowey, 2012 133.2
4. David Peralta, 2012 30	4. Junior Guerra, 2013 3.30	4. Chris Smith, 2013 132.0
5. Jorge Delgado, 2011 29	5. Ryan Hinson, 2011 3.35	5. Ryan Hinson, 2011 131.2

Walks	Wins
1. Anthony Capra, 2013 59	1. Josh Lowey, 2012 15
2. Junior Guerra, 2013 58	2. Ryan Hinson, 2011 11
3. Gabe Medina, 2010 52	Nick Singleton, 2011 11
Gabe Medina, 2009 52	Derek Blacksher, 2009 11
5. Leonard Landeros, 2008 49	5. Derek Blacksher, 2012 10

Strikeouts
1. Junior Guerra, 2013 126
2. Anthony Capra, 2013 122
3. Gabe Medina, 2010 116
4. Chris Smith, 2013 112
5. Junior Guerra, 2011 103

All-time AA record - 6 seasons, 335-252, .570 winning pct.

Opponent	Record	Pct.	Opponent	Record	Pct.	Opponent	Record	Pct.
Amarillo	24-12	.667	Kansas City	21-14	.600	Rockland	4-0	1.000
El Paso	30-17	.638	Laredo	6-3	.667	St. Paul	41-33	.554
Fargo	11-5	.688	Lincoln	37-33	.529	Shreveport	11-8	.579
Fort Worth	17-15	.531	Newark	3-0	1.000	Sioux City	49-32	.605
Gary	16-12	.571	New Jersey	5-4	.556	Sioux Falls	34-38	.472
Grand Prairie	14-16	.467	Pensacola	7-3	.700	Winnipeg	5-7	.417

WINNIPEG GOLDEYES

2013 Results: 56-44, 2nd place, North

One Portage Ave. East, Winnipeg, MB R3B 3N3.

Phone: (204) 982-2273. Fax: (204) 982-2274.

Web: Goldeyes.com

Twitter: @Wpg_Goldeyes

Facebook.com/WinnipegGoldeyes



FRONT OFFICE

Principal Owner/President: Sam Katz.

Chief Financial Officer: Jason McRae-King.

General Manager: Andrew Collier.

Assistant General Manager: Regan Katz.

Box Office Manager: Kevin Arnst.

Director, Sales & Marketing: Dan Chase.

Senior Account Executive: Dennis McLean.

Sales & Marketing Admin.: Angela Sanche.

Retail Manager: Sean Seywright.

Account Executive: Aynsley O'Donovan.

Media Relations Manager: Scott Unger.

Controller: Judy Jones.

Facility Manager: Don Ferguson.

Food & Beverage Manager: Marty Adey.

Clubhouse Manager: Jamie Samson.

Administrative Assistant: Bonnie Benson.

FIELD STAFF

Manager: Rick Forney.

Pitching Coach: Jamie Vermilyea.

Hitting Coach: Tom Vaeth.

GAME-DAY INFORMATION

Stadium: Shaw Park.

Year Constructed: 1999. **Capacity:** 7,481.

Outfield Dimensions: 325-400-325.

Radio Broadcaster: Steve Schuster.

Games Broadcast: All.

Outlets: TSN 1290/sportsradio1290.com.

Television Broadcaster: Scott Taylor.

Games Broadcast: Home 20.

Station: Shaw TV Channel 9.

Visiting Club Hotel: Radisson Hotel Winnipeg Downtown, 288 Portage Avenue, Winnipeg, MB R3C 0B8. **Telephone:** (204) 975-6221. **Fax:** (204) 975-6199.

FIELD MANAGER - RICK FORNEY



Rick Forney returns for his ninth season as the Goldeyes' manager after leading the club to playoff appearances in 6 of his first 8 seasons, and the league championship in 2012.

The league's 2011 Manager of the Year, Forney spent his first three years in the Winnipeg organization as a pitcher, followed by six years as a pitching coach, before being named manager in 2005. As a manager, he has put together a record of 371-311, good for a .544 winning percentage. He is the franchise's all-time leader in strikeouts, with 313.

Forney was originally a 26th-round pick by Baltimore in 1991. He spent six seasons in the Orioles' organization, reaching

as high as Triple-A.

Managerial History

Year	Club	League	Affiliate	Level	Record	Finish	Playoffs
2006	Winnipeg	Northern	--	Ind.	52-44	2nd (10)	Lost Semis
2007	Winnipeg	Northern	--	Ind.	52-43	3rd (8)	Lost Semis
2008	Winnipeg	Northern	--	Ind.	51-35	3rd (6)	Lost Semis
2009	Winnipeg	Northern	--	Ind.	55-41	2nd (6)	Lost Semis
2010	Winnipeg	Northern	--	Ind.	46-53	6th (8)	
2011	Winnipeg	Amer. Assoc.	--	Ind.	60-40	2nd (14)	Lost Semis
2012	Winnipeg	Amer. Assoc.	--	Ind.	55-45	2nd (13)	Lg. Champions
2013	Winnipeg	Amer. Assoc.	--	Ind.	56-44	4th (13)	

2014 SCHEDULE

Standard home game times:

Mon-Fri. 7:00, Sat. 6:00, Sun. 1:30.

Other home game times:

Wednesday, May 28: 11:00 a.m.

Thursday, June 12: 11:00 a.m.

Tuesday, July 1: 4:00.

Thursday, July 3: 6:00.

Thursday, July 17: 12:00.

July

Tue 1 - Thu 3

Fri 4 - Sun 6

Tue 8 - Thu 10

Fri 11 - Sun 13

Tue 15 - Thu 17

Fri 18 - Sun 20

Mon 21 - Wed 23

Fri 25 - Sun 27

Wed 30 - Thu 31

Kansas City

@ Fargo

Sioux City

Gary

St. Paul

@ Kansas City

Fargo

@ Gary

@ Sioux Falls

May

Thu 15 - Sun 18 @ Amarillo

Mon 19 - Wed 21 @ Laredo

Fri 23 - Sun 25 @ Lincoln

Mon 26 - Wed 28

Thu 29 - Sat 31

Sioux City

Lincoln

June

Sun 1 Lincoln

Mon 2 - Thu 5 @ Sioux Falls

Fri 6 - Sun 8 @ Fargo

Tue 10 - Thu 12

Fri 13 - Sun 15

Tue 17 - Thu 19 @ New Jersey

Fri 20 - Sun 22 @ Quebec

Mon 23 - Thu 26 @ Trois-Rivieres

Fri 27 - Mon 30

Grand Prairie

St. Paul

@ Quebec

@ Trois-Rivieres

Fargo

August

Fri 1 - Sat 2

Sun 3 - Wed 6

Thu 7 - Sun 10

Tue 12 - Thu 14

Fri 15 - Sun 17 @ Sioux Falls

Mon 18 - Wed 20 @ Sioux City

Thu 21 - Sun 24 @ Wichita

Tue 26 - Thu 28 @ St. Paul

Fri 29 - Sun 31 @ Gary

September

Mon 1

Gary

* - Can-Am League opponent.

INDEPENDENT YEARLY RESULTS

Year	League	W	L	Pct.	Place	Attendance	Manager
1994	Northern	43	37	.538	4th (6)	212,571	Doug Simunic
1995	Northern	47	38	.553	2nd (6)	196,460	Doug Simunic
1996	Northern	50	34	.595	2nd (8)	171,351	Hal Lanier
1997	Northern	53	30	.639	1st (8)	171,240	Hal Lanier
1998	Northern	58	28	.674	2nd (8)	159,512	Hal Lanier
1999	Northern	48	38	.558	3rd (8)	248,488	Hal Lanier
2000	Northern	48	38	.558	2nd (8)	271,513	Hal Lanier
2001	Northern	52	38	.578	T-2nd (8)	292,095	Hal Lanier
2002	Northern	56	33	.629	1st (10)	303,786	Hal Lanier
2003	Northern	55	34	.618	2nd (10)	300,760	Hal Lanier
2004	Northern	56	39	.589	3rd (10)	323,241	Hal Lanier
2005	Northern	47	48	.495	T-6th (12)	322,758	Hal Lanier
2006	Northern	52	44	.542	2nd (8)	312,213	Rick Forney
2007	Northern	52	43	.542	3rd (8)	300,213	Rick Forney
2008	Northern	51	35	.531	3rd (6)	284,398	Rick Forney
2009	Northern	55	41	.573	2nd (6)	278,099	Rick Forney
2010	Northern	46	53	.465	6th (8)	271,399	Rick Forney
2011	American Association	60	40	.600	2nd (14)	275,521	Rick Forney
2012	American Association	55	45	.550	2nd (13)	285,265	Rick Forney
2013	American Association	56	44	.560	4th (13)	276,359	Rick Forney

PLAYOFF HISTORY

Year	Round	Opponent	Result	Year	Round	Opponent	Result
1994	Finals	Sioux City	W 3-1	2002	Quarters	Lincoln	W 3-2
1995	Finals	St. Paul	L 3-1		Semis	Sioux City	W 3-1
1996	Semis	Fargo-Moorhead	L 2-1		Finals	New Jersey	L 3-1
1997	Semis	Fargo-Moorhead	W 3-2	2003	Semis	St. Paul	W 3-2
	Finals	Duluth-Superior	L 3-2		Finals	Fargo-Moorhead	L 3-1
1998	Semis	Fargo-Moorhead	L 3-1	2006	Semis	Fargo-Moorhead	L 3-2
1999	Quarters	Sioux City	W 3-0	2007	Semis	Gary	L 3-2
	Semis	Fargo-Moorhead	W 3-0	2008	Semis	Gary	L 3-1
	Finals	Albany-Colonie	L 3-1	2009	Semis	Fargo-Moorhead	L 3-2
2000	Quarters	Fargo-Moorhead	L 3-0	2011	Semis	St. Paul	L 3-2
2001	Quarters	Fargo-Moorhead	W 3-2	2012	Semis	Fargo-Moorhead	W 3-0
	Semis	Lincoln	W 3-1		Finals	Wichita	W 3-0
	Finals	New Jersey	L 3-1				

2013 WINNIPEG GOLDEYES STATISTICS

vs. Amarillo: 3-0	vs. Laredo: 2-1	vs. Sioux City: 8-2
vs. Fargo: 2-10	vs. Lincoln: 6-5	vs. Sioux Falls: 9-4
vs. Gary: 1-6	vs. Quebec: 3-4	vs. Trois-Rivieres: 5-2
vs. Grand Prairie: 3-0	vs. Rockland: 2-1	vs. Wichita: 2-1
vs. Kansas City: 1-2	vs. St. Paul: 9-6	

Player	POS	AVG	G	AB	R	H	2B	3B	HR	RBI	BB	HBP	SO	SB	CS	DP	E
Alen, Luis	C	.315	97	346	40	109	17	0	5	54	32	3	8	9	1	19	11
Coles, Michael	OF	.240	19	75	15	18	4	0	0	7	14	1	10	9	0	0	1
Davis, Leonard	IF	.269	35	130	18	35	7	0	5	18	10	0	27	2	2	3	0
de Caster, Yurendell	IF	.233	23	90	8	21	2	0	3	12	8	1	11	1	1	3	2
Graham, Tyler	OF	.303	59	251	42	76	8	0	1	13	16	4	42	31	11	2	2
Guida, Jordan	C	.184	42	38	7	7	1	0	0	1	1	4	15	0	1	1	2
Haerther, Casey	IF	.307	97	384	52	118	21	1	10	66	17	3	46	2	1	9	4
Lentini, Fehlandt	OF	.271	97	384	51	104	26	1	7	45	18	4	43	20	2	9	3
Liles, Nick	OF	.280	45	168	16	47	5	1	0	13	11	1	20	7	2	1	9
Mazzola, Josh	IF	.293	100	379	64	111	23	3	16	64	37	7	74	7	2	5	19
Moesquit, Kevin	IF	.245	44	139	26	34	5	1	2	18	13	1	25	4	1	4	7
Ramon, Amon	IF	.268	97	339	44	91	13	3	8	52	41	4	61	6	2	8	17
Sadler, Ray	RF	.313	59	230	50	72	22	2	11	50	21	6	43	4	2	4	1
Samson, Nate	IF	.216	42	148	11	32	5	2	1	15	9	1	20	1	2	5	4
Scoma, Ryan	OF	.341	81	293	63	100	19	1	4	46	53	1	43	8	2	6	2
Smith, Tim	OF	.254	21	67	8	17	2	0	1	6	6	0	10	1	1	2	2

Pitcher	G	GS	CG	IP	H	R	ER	BB	SO	W	L	SV	2B	3B	ERA
Aguilar, Gabe	24	0	0	41.0	59	31	23	9	23	1	0	0	5	1	5.05
Allen, Chris	2	0	0	1.1	2	0	0	1	2	0	0	0	0	0	0.00
Alsup, Wes	5	0	0	5.0	7	11	11	8	8	0	1	0	1	0	19.80
Caldwell, Allen	13	0	0	15.0	13	5	3	13	18	1	0	0	1	0	1.80
Capaul, Alex	6	5	0	22.0	44	30	26	7	8	1	4	0	4	0	10.64
Correa, Aaron	9	1	0	18.0	18	10	10	10	10	0	0	0	3	0	5.00
Downing, Kaohi	42	0	0	45.0	39	23	17	23	33	4	4	0	7	0	3.40
Garcia, Justin	16	14	0	83.0	93	56	55	27	65	5	5	0	34	2	5.96
Gehle, Pete	20	17	0	96.0	120	64	56	42	49	4	8	0	24	0	5.25
Haerther, Casey	2	0	0	1.0	1	2	2	1	1	0	0	0	0	0	18.00
Hardy, Mark	15	13	1	82.2	78	36	32	30	62	7	3	0	15	0	3.48
Jackson, Matthew	7	6	0	41.1	48	19	17	5	37	3	0	0	6	0	3.70
Jarvis, Jason	4	4	1	24.2	21	11	6	7	7	2	1	0	2	0	2.19
Keating, Patrick	36	0	0	40.2	47	18	17	5	32	4	3	17	8	3	3.76
Kissock, Chris	50	0	0	53.1	47	21	16	9	56	2	4	3	7	2	2.70
Lafferty, Brendan	53	0	0	49.0	38	23	19	20	50	5	2	0	3	0	3.49
Osuna, Edgar	6	6	1	36.2	25	14	13	16	33	3	2	0	6	0	3.19
Rusch, Matt	23	23	1	144.2	149	73	66	34	111	7	4	0	26	4	4.11
Salamida, Chris	9	9	2	60.2	51	16	15	13	44	7	1	0	11	1	2.23
Sasaki, Ryan	2	2	0	6.2	10	7	6	5	5	0	2	0	1	0	8.10
Sewitt, Taylor	4	0	0	3.2	2	0	0	0	4	0	0	0	0	0	0.00

All-Time AA Home-Road Record

Year	Home Record	Pct.	Road Record	Pct.
2011	33-17	.660	27-23	.540
2012	26-24	.520	29-21	.580
2013	28-22	.560	28-22	.560
All-Time	87-63	.580	84-66	.560

WINNIPEG INDEPENDENT BASEBALL RECORDS

Batting Average	Home Runs	Saves			
1. Terry Lee, 1995	.373	1. Juan Diaz, 2009	29	1. Oscar Montero, 2004	22
2. Brian Duva, 1998	.367	Sean Hearn, 1998	29	2. Steve Thomas, 2001	20
3. Carmine Cappuccio, 2001	.359	3. Juan Diaz, 2010	24	3. Matt Davis, 2007	18
4. Terry Lee, 1997	.358	4. Terry Lee, 1996	23	4. Patrick Keating, 2013	17
5. Brent Methany, 2008	.357	5. Terry Lee, 1995	22	Jeff Sparks, 1998	17

Runs Scored	RBI	Games Pitched			
1. Fehlandt Lentini, 2006	93	1. Juan Diaz, 2009	90	1. Brendan Lafferty, 2013	53
2. Terry Lee, 1997	88	2. Terry Lee, 1996	88	2. Brian Beuning, 2008	51
3. Fehlandt Lentini, 2007	86	3. Wes Long, 2011	81	3. Chris Kissock, 2013	50
4. Price Kendall, 2011	83	Tony Chance, 1998	81	4. Clint Marcus, 2005	45
Harry Berrios, 2002	83	5. Several tied with	80	5. Matt Davis, 2007	44
Brent Sachs, 2002	83				

Hits	Stolen Bases	Innings Pitched			
1. Fehlandt Lentini, 2006	136	1. Fehlandt Lentini, 2006	57	1. Ace Walker, 2009	149.0
Carmine Cappuccio, 2001	136	2. Brian Duva, 1997	55	Roger Luque, 2004	149.0
3. Price Kendall, 2011	135	3. Fehlandt Lentini, 2007	42	3. Matt Rusch, 2013	144.2
4. Harry Berrios, 2005	133	4. Ralph Santana, 2005	41	4. Ace Walker, 2010	141.0
5. Harry Berrios, 2004	131	Kevin Dattola, 1995	41	5. Ace Walker, 2012	139.2
Brian Duva, 1998	131				

Doubles	ERA	Walks			
1. Carmine Cappuccio, 2001	39	1. Rick Forney, 1999	2.13	1. Joel Posey, 2007	65
2. Fehlandt Lentini, 2007	36	2. Rafael Gross, 2003	2.28	2. Jamie Ybarra, 1997	62
3. Patrick Scalabrini, 2004	34	3. Bobby Madritsch, 2002	2.30	3. Stephen Flake, 2010	55
4. Fehlandt Lentini, 2006	32	Rafael Gross, 2001	2.30	Matt Jarvis, 1997	55
5. Luis Alen, 2011	30	5. Matt Rusch, 2012	2.39	Mike Bailey, 1996	55
Jon Weber, 2011	30				

Triples	Wins	Strikeouts			
1. Fehlandt Lentini, 2006	13	1. Rafael Gross, 2001	14	1. Bobby Madritsch, 2002	153
2. Brent Sachs, 1999	9	2. Rafael Gross, 2003	13	2. Jeff Zimmerman, 1997	140
3. Fehlandt Lentini, 2008	8	3. Ace Walker, 2009	12	3. Brad Purcell, 2004	119
4. Several tied with	7	Shayn Holbrook, 2004	12	4. Jeff Keppen, 2000	117
		Geraldo Padua, 2002	12	5. Matt Rusch, 2012	113
				Rick Forney, 1998	113

Losses	
1. Chris Salamida, 2010	9
Shawn Olney, 1999	9
3. Peter Gehle, 2013	8
Roger Luque, 2005	8
Gregg Press, 1998	8

All-time AA record - 6 seasons, 171-129, .570 winning pct.

Opponent	Record	Pct.	Opponent	Record	Pct.	Opponent	Record	Pct.
Amarillo	9-0	1.000	Kansas City	8-7	.533	St. Paul	27-18	.600
El Paso	2-1	.667	Laredo	3-3	.500	Sioux City	20-13	.606
Fargo	21-28	.429	Lincoln	18-13	.580	Sioux Falls	34-18	.654
Gary	9-13	.409	Quebec	3-7	.300	Trois-Rivieres	5-2	.714
Grand Prairie	3-0	1.000	Rockland	2-1	.667	Wichita	7-5	.583

INTERLEAGUE PLAY RETURNS



Two of North America's best independent leagues, the American Association and Can-Am League, will renew their rivalry in 2014. 78 interleague games will be played throughout the regular season.

2014 INTERLEAGUE SCHEDULE

May

Mon 26 - Wed 28 Trois-Rivieres @ **Amarillo**
 Tue 27 - Thu 29 **St. Paul** @ Rockland
 Fri 30 - Sat 31 Trois-Rivieres @ **Laredo**
 Fri 30 - Sat 31 **St. Paul** @ New Jersey

June

Sun 1 Trois-Rivieres @ **Laredo**
 Sun 1 **St. Paul** @ New Jersey
 Mon 2 - Thu 5 T-R @ **Grand Prairie**
 Mon 2 - Thu 5 **St. Paul** @ Quebec
 Tue 17 - Thu 19 Rockland @ **Fargo**
 Tue 17 - Thu 19 **Winnipeg** @ New Jersey
 Fri 20 - Sun 22 Rockland @ **St. Paul**
 Fri 20 - Sun 22 **Winnipeg** @ Quebec
 Mon 23 - Thu 26 Rockland @ **Sioux City**
 Mon 23 - Thu 26 **Winnipeg** @ Trois-Rivieres

July

Fri 11 - Sun 13 Quebec @ **Laredo**
 Fri 11 - Sun 13 **Lincoln** @ New Jersey
 Mon 14 - Wed 16 Quebec @ **Amarillo**
 Tue 15 - Thu 17 **Lincoln** @ Trois-Rivieres
 Fri 18 - Sun 20 Quebec @ **Grand Prairie**
 Fri 18 - Sun 20 **Lincoln** @ Rockland

August

Tue 12 - Thu 14 New Jersey @ **Sioux Falls**
 Tue 12 - Thu 14 **Fargo** @ Quebec
 Fri 15 - Sun 17 New Jersey @ **St. Paul**
 Fri 15 - Sun 17 **Fargo** @ Trois-Rivieres
 Mon 18 - Wed 20 New Jersey @ **Winnipeg**
 Mon 18 - Wed 20 **Fargo** @ Rockland

CAN-AM LEAGUE OPPONENTS

NEW JERSEY JACKALS

One Hall Drive, Little Falls, NJ 07424.
Phone: (204) 982-2273. **Fax:** (204) 982-2274.
Web: Jackals.com.



Director: Greg Lockard. **General Manager:** Larry Hall.
Field Manager: Joe Calfapietra.
Stadium: Yogi Berra Stadium. **Year Built:** 1998. **Capacity:** 3,784.
Visiting Club Hotel: Ramada Inn, 130 Route 10 West, East Hanover, NJ 07936.
Hotel Phone: (973) 386-5622.

Interleague Series - Home

May 30-June 1: vs. St. Paul.
June 17-19: vs. Winnipeg.
July 11-13: vs. Lincoln.

Interleague Home Game Times (CT): Mon-Fri 7:05, Sat 6:35, Sun 2:05.

Interleague Series - Away

August 12-14: @ Sioux Falls.
August 15-17: @ St. Paul.
August 18-20: @ Winnipeg.

QUEBEC CAPITALES

100 Cardinal Maurice Roy Road, Quebec, QC G1K 8Z1.
Phone: (418) 521-2255. **Fax:** (418) 521-2266.
Web: CapitalesdeQuebec.com.



Director: Michel Laplante. **General Manager:** Pier-Luc Nappert.
Field Manager: Patrick Scalabrini.
Stadium: Stade de Quebec. **Year Built:** 1939. **Capacity:** 4,800.
Visiting Club Hotel: Cofortel, 6500 Wilfrid Hamel Boulevard, Ancienne-Lorette, QC G2E 2J1. **Hotel Phone:** (418) 877-4777.

Interleague Series - Home

June 2-5: vs. St. Paul.
June 20-22: vs. Winnipeg.
August 12-14: vs. Fargo.
Interleague Home Game Times (CT): Mon-Fri 7:05, Sat 6:05, Sun 1:05.

Interleague Series - Away

July 11-13: @ Laredo.
July 14-16: @ Amarillo.
July 18-20: @ Grand Prairie.

ROCKLAND BOULDERS

1 Provident Bank Drive, Pomona, NY 10970.
Phone: (845) 364-0009. **Fax:** (845) 364-0001.
Web: RocklandBoulders.com.



Director: Ken Lehner. **General Manager:** Shawn Reilly.
Field Manager: Jamie Keefe.
Stadium: Provident Bank Park. **Year Built:** 2011. **Capacity:** 4,750.
Visiting Club Hotel: Super 8 Mahwah, 160 New Jersey 17, Mahwah, NJ 07430.
Hotel Phone: (201) 512-0800.

Interleague Series - Home

May 27-29: vs. St. Paul.
July 18-20: vs. Lincoln.
August 15-17: vs. Fargo.

Interleague Home Game Times (CT): Mon-Fri 7:00, Sat 6:30, Sun 2:00, 5/28 9:30 am.

Interleague Series - Away

June 17-19: @ Fargo.
June 20-22: @ St. Paul.
July 23-26: @ Sioux City.

TROIS-RIVIERES AIGLES

P.O. Box 1236, Trois-Rivieres, QC G9A 5K8.
Phone: (819) 379-0404. **Fax:** (819) 379-5087.
Web: LesAiglesTR.com.



Director: Jean-Francois Picard. **General Manager:** Bob McDuff.
Field Manager: Pete Laforest.
Stadium: Stade Fernand-Bedard. **Year Built:** 1939. **Capacity:** 4,500.
Visiting Club Hotel: Delta Downtown, 1620 Notre-Dame Centre, Trois-Rivieres, QC G9A 6E5. **Hotel Phone:** (819) 372-5998.

Interleague Series - Home

June 23-26: vs. Winnipeg.
July 15-17: vs. Lincoln.
August 18-20: vs. Fargo.

Interleague Home Game Times (CT): Mon-Sat 7:05, Sun 1:35, 6/24 11:05.

Interleague Series - Away

May 26-28: @ Amarillo.
May 29-June 1: @ Laredo.
June 2-5: @ Grand Prairie.

2013 EL PASO DIABLOS STATISTICS

vs. Amarillo: 6-14
 vs. Fargo-Moorhead: 1-2
 vs. Gary SouthShore: 2-4
 vs. Grand Prairie: 8-12
 vs. Kansas City: 2-1
 vs. Laredo: 10-12
 vs. Lincoln: 3-6
 vs. St. Paul: 1-2
 vs. Sioux City: 1-2
 vs. Sioux Falls: 3-1
 vs. Wichita: 2-5

Player	POS	AVG	G	AB	R	H	2B	3B	HR	RBI	BB	HBP	SO	SB	CS	DP	E
Aguirre, Rodrigo	2B	.288	16	59	8	17	4	0	0	10	3	0	5	0	0	0	3
Apodaca, Juan	C	.300	33	120	13	36	12	0	0	22	10	4	24	1	2	3	3
Burnuel, Sergio	C	.287	32	108	12	31	8	0	0	14	11	1	24	0	1	3	2
Canedo, Chris	IF	.154	6	13	0	2	0	0	0	0	0	0	5	0	0	0	3
Chacoa, Miguel	IF	.210	56	138	19	29	1	1	0	12	10	2	22	6	3	4	16
Cisneros, Jonathan	IF	.249	76	269	34	67	15	0	1	46	37	3	36	0	4	9	4
Corcino, Edgar	OF	.232	33	112	12	26	5	3	2	15	13	1	26	0	2	3	9
DAlfonso, Anthony	OF	.346	33	130	14	45	10	3	0	22	5	0	23	0	0	1	2
Dotel, Wellington	OF	.297	32	138	24	41	7	2	4	27	7	2	28	8	2	2	2
Einertson, Mitch	OF	.293	19	75	9	22	8	1	0	7	4	0	9	1	0	4	1
Ferrante, Victor	P	.100	3	10	1	1	0	0	1	1	0	0	8	0	0	0	0
Ford, Shelby	IF	.385	4	13	1	5	3	0	0	1	1	1	2	0	0	0	1
Garcia, Jose	2B	.341	69	276	47	94	15	4	1	42	25	0	33	21	6	8	12
Gonzalez, Maikol	IF	.337	99	386	85	130	21	9	1	43	52	7	4	47	6	16	28
Joynt, Brian	OF	.339	66	248	46	84	28	2	4	38	24	2	59	8	2	1	10
Kuks, Justin	P	.200	3	5	1	1	1	0	0	0	0	0	2	0	0	0	0
Luna, Omar	IF	.360	13	50	6	18	4	0	0	6	4	0	3	2	0	2	4
McAlpine, Thomas	C	.350	23	60	8	21	7	0	1	9	6	2	14	0	0	1	5
Mesa, Oscar	OF	.293	78	263	47	77	9	8	1	32	45	2	44	17	6	5	5
Montero, Moises	C	.240	39	121	17	29	9	1	2	13	11	3	36	0	0	6	5
Muse, J.J.	OF	.238	18	63	8	15	1	1	0	3	4	0	10	1	2	3	3
Noris, Rogelio	OF	.226	23	84	8	19	3	0	3	12	2	0	27	0	1	1	2
Petit, Rolando	IF	.058	10	26	2	1	0	0	0	2	2	1	9	0	0	1	2
Ramirez, Roberto	IF	.304	21	79	6	24	0	1	0	7	3	1	10	2	1	4	6
Suarez, Gabe	OF	.261	72	264	34	69	12	2	0	21	16	6	62	10	3	9	4
Thaut, Devin	IF	.231	41	147	23	34	6	3	0	12	15	0	38	3	0	3	5
Villaescusa, Ivan	C	.000	2	9	0	0	0	0	0	0	0	0	6	0	0	0	0
Watts, Murray	1B	.242	29	99	16	24	8	1	2	17	17	3	39	5	1	1	1
Williams, Bubby	C	.158	6	19	2	3	1	0	0	1	1	1	5	0	0	0	1

Pitcher	G	GS	CG	IP	H	R	ER	BB	SO	W	L	SV	2B	3B	ERA
Barnard, Chandler	23	0	0	21.1	28	20	20	9	24	0	2	2	8	0	8.44
Bean, Ryan	5	5	0	23.1	28	22	20	25	10	0	3	0	8	2	7.71
Brahney, Kevin	27	9	0	69.0	72	52	36	54	60	0	5	0	17	0	4.70
Carden, Austin	6	5	0	29.2	29	15	13	14	4	3	1	0	6	1	4.55
Casillas, David	9	7	0	43.0	44	30	26	23	47	1	5	0	11	1	5.44
Chacoa, Miguel	9	0	0	11.0	14	8	5	5	3	0	0	0	4	0	4.09
Chirinos, Luis	17	10	0	59.0	81	45	34	23	41	3	3	1	16	2	5.19
Coffey, Drew	2	1	0	7.0	5	4	4	6	3	0	1	0	0	0	5.14
Contin, Hector	4	0	0	5.0	9	9	4	7	5	0	0	0	2	1	7.20
Cooper, Kevin	18	11	2	76.0	95	61	49	32	41	3	5	0	21	3	5.80
Dorado, Reyes	10	9	0	51.0	58	24	22	20	34	4	2	0	3	3	3.88
Estrada, Jesse	7	7	1	40.0	54	28	24	11	19	2	2	0	16	0	5.40
Ferrante, Victor	7	0	0	7.1	9	5	5	4	5	1	0	0	3	0	6.14
Forbes, Derek	13	1	0	24.2	43	28	24	14	17	0	1	0	11	2	8.76
Hejny, Charlie	6	0	0	7.0	4	4	4	6	7	0	1	0	1	0	5.14
Henderson, Ryan	2	1	0	5.1	8	8	7	4	1	0	2	0	1	1	11.81
Hernandez, Santo	11	1	0	24.2	27	18	14	10	25	3	0	0	4	3	5.11
Jones, Jon	3	3	0	10.1	9	11	10	13	10	0	1	0	1	0	8.71
Joyce, Michael	22	4	0	42.2	56	32	27	24	24	1	1	0	14	0	5.70
Koons, Mike	10	0	0	10.2	14	8	6	3	12	1	2	2	1	1	5.06
Kuks, Justin	14	5	0	38.2	45	18	13	18	18	3	2	1	5	1	3.03
Lintz, Seth	8	4	0	23.1	43	31	23	10	20	0	3	0	11	2	8.87
Lugo, Jorge	1	1	0	0.1	4	5	5	3	1	0	0	0	0	0	135.00
Meiers, Jake	25	0	0	31.2	31	16	12	12	21	2	2	0	8	3	3.41
Miller, Greg	4	0	0	6.2	5	2	2	7	4	0	1	0	0	0	2.70
Monasterios, Carlos	23	8	1	52.0	79	53	50	23	33	1	7	1	15	2	8.65
Montero, Moises	2	0	0	1.1	5	5	4	2	0	0	1	0	2	1	27.00
Montes, Alberto	5	1	0	12.1	23	18	14	2	1	0	2	0	5	0	10.22
Reding, Jacob	1	1	0	6.0	10	7	5	3	3	0	1	0	3	0	7.50
Schimpf, Matt	1	1	0	2.2	6	8	3	4	0	0	0	1	0	3	10.13
Schuler, Marshall	32	0	0	42.2	31	10	7	19	45	7	2	13	8	0	1.48
Smith, Anthony	1	1	1	8.0	8	4	4	2	6	0	1	0	2	0	4.50
Teller, Carlos	12	4	0	30.1	36	16	14	10	22	3	0	0	7	1	4.15
Tollefson, Adam	14	0	0	18.2	19	12	7	5	16	1	1	1	4	1	3.38
Wortham, Jake	1	0	0	2.0	6	5	4	1	2	0	0	0	0	0	18.00

AMERICAN ASSOCIATION SEASONS IN REVIEW

2006

North Division	W	L	Pct.	GB	Attend.	Manager
Lincoln Saltdogs	65	31	.677	--	190,873	Tim Johnson
St. Paul Saints	54	42	.563	11	288,171	George Tsamis
St. Joe Blacksnakes	49	46	.516	15.5	59,264	Chris Carminucci
Sioux City Explorers	43	53	.448	22	88,408	Ed Nettle
Sioux Falls Canaries	34	62	.354	31	120,536	Mike Pinto
South Division	W	L	Pct.	GB	Attend.	Manager
Fort Worth Cats	56	39	.589	--	177,894	Stan Hough
Shreveport Sports	54	39	.581	1	53,107	Bob Flori
Coastal Bend Aviators	49	47	.510	7.5	85,862	John Harris
Pensacola Pelicans	39	57	.406	17.5	78,755	Kash Beauchamp
El Paso Diablos	33	60	.355	22	155,651	Mike Marshall
						Carlos Sepulveda
						Butch Henry

Semifinals: St. Paul 3 games, Lincoln 1; Ft. Worth 3 games, Shreveport 2.
 Finals: Fort Worth 3 games, St. Paul 2.

2006 League Leaders

BA: Pichi Balet, Lincoln, 378
 HR: Wil Quintana, St. Joe, 21
 Runs: Evan Tartaglia, C.B./Lincoln, 80
 Wins: Cory Walters, Ft. Worth, 14
 Hits: Pichi Balet, Lincoln, 136
 SO: Cory Walters, Ft. Worth, 111
 RBI: Pichi Balet, Lincoln, 82
 ERA: Lindsay Gulin, Lincoln, 2.10

2006 All-Stars

1B: Pichi Balet, Lincoln
 C: Chris Grossman, Sioux City
 2B: Alex Llanos, Sioux City
 UTIL: Jorge Alvarez, El Paso
 3B: Trino Aguilar, Pensacola
 LHP: Lindsay Gulin, Lincoln
 SS: Carlos Mendoza, Pensacola
 RHP: Cory Walters, Ft. Worth
 OF: Chad Hermansen, Sioux Falls
 Relief: Tony Pierce, Pensacola
 OF: Wil Quintana, St. Joe
 MVP: Pichi Balet, Lincoln
 OF: Brian Sprout, St. Paul
 Mgr. of the Year: Tim Johnson, Lincoln

2007

North Division	W	L	Pct.	GB	Attend.	Manager
Lincoln Saltdogs	57	36	.613	--	193,040	Tim Johnson
St. Paul Saints	57	39	.594	1.5	297,834	George Tsamis
Sioux Falls Canaries	53	43	.552	5.5	144,025	Steve Shirley
Sioux City Explorers	40	56	.417	18.5	92,786	Ed Nettle
St. Joe Blacksnakes	34	62	.354	24.5	30,244	Al Gallagher
South Division	W	L	Pct.	GB	Attend.	Manager
El Paso Diablos	56	40	.583	--	211,316	Butch Henry
Fort Worth Cats	53	40	.570	1.5	141,330	Stan Hough
Shreveport Sports	47	48	.495	8.5	57,085	Bob Flori
Coastal Bend Aviators	38	54	.413	16	58,715	John Harris
Pensacola Pelicans	39	56	.411	19	92,466	Mac Seibert

Semifinals: St. Paul 3 games, Lincoln 0; Fort Worth 3 games, El Paso 2.
 Finals: Ft. Worth 3 games, St. Paul 2.

2007 League Leaders

BA: Will Smith, Sioux Falls, .367
Runs: Walter Olmsted, El Paso, 79
Hits: Jorge Alvarez, El Paso, 148
RBI: Jorge Alvarez, El Paso, 91

HR: Trino Aguilar, Pensacola, 16
 Marcel Longmire, St. Paul, 16
Wins: Pat Mahomes, Sioux Falls, 12
SO: Charlie Ruud, St. Paul, 110
ERA: Lenny Bays, Sioux Falls, 2.90

2007 All-Stars

1B: Walter Olmsted, El Paso
2B: Josh Patton, Lincoln
3B: Trino Aguilar, Pensacola
SS: Albenis Machado, El Paso
OF: Brian Fryer, Coastal Bend/Fort Worth
OF: Jorge Moreno, Sioux City
OF: Seth Pietsch, Lincoln

C: Marcel Longmire, St. Paul
Utility: Jorge Alvarez, El Paso
LHP: Joel Kirsten, Ft. Worth
RHP: Pat Mahomes, Sioux Falls
Relief: Jerrod Fuell, Sioux Falls
MVP: Jorge Alvarez, El Paso
Mgr. of the Year: Butch Henry, El Paso

2008

North Division	W	L	Pct.	GB	Attend.	Manager
Sioux Falls Canaries	60	36	.625	--	150,837	Steve Shirley
Sioux City Explorers	52	44	.542	8	87,616	Les Lancaster
Lincoln Saltdogs	50	45	.526	9.5	182,852	Tim Johnson
Wichita Wingnuts	45	50	.474	14.5	146,408	Kash Beauchamp
St. Paul Saints	42	54	.438	18	286,796	George Tsamis
South Division	W	L	Pct.	GB	Attend.	Manager
Fort Worth Cats	60	36	.625	--	185,175	Chad Tredaway
Grand Prairie AirHogs	56	40	.583	4	143,627	Pete Incaviglia
El Paso Diablos	43	51	.457	16	182,380	Butch Henry
Pensacola Pelicans	43	53	.448	17	82,999	Mac Seibert
Shreveport Sports	26	68	.277	33	57,975	Terry Bevington Eddie Gerald

Semifinals: Sioux Falls 3 games, Sioux City 0; Grand Prairie 3 games, Fort Worth 1.
Finals: Sioux Falls 3 games, Grand Prairie 1.

2008 League Leaders

BA: Kevin Hooper, Wichita, .373
Runs: Grant Richardson, Sioux Falls, 88
Hits: Brian Fryer, Fort Worth, 133
 Kevin Hooper, Wichita, 133
RBI: Brandon Sing, Pensacola, 86

HR: Brandon Sing, Pensacola, 22
Wins: Pedro Flores, Fort Worth, 14
SO: Thad Markray, Shreveport, 110
ERA: Nick Singleton, Sioux City, 2.24

2008 All-Stars

1B: Brandon Sing, Pensacola
2B: Brenan Herrera, Wichita
3B: Grant Richardson, Sioux Falls
SS: Kevin Hooper, Wichita
OF: Brian Fryer, Fort Worth
OF: Brent Krause, St. Paul
OF: Beau Torbert, Sioux Falls

C: J.B. Tucker, Grand Prairie
Utility: John Allen, Ft. Worth
LHP: Joel Kirsten, Ft. Worth
RHP: Nick Singleton, Sioux City
Relief: Kris Regas, Sioux Falls
MVP: Beau Torbert, Sioux Falls
Mgr. of the Year: Steve Shirley, Sioux Falls

2009

North Division	W	L	Pct.	GB	Attend.	Manager
Wichita Wingnuts	58	38	.604	--	161,170	Kevin Hooper
Lincoln Saltdogs	49	47	.510	9	172,445	Marty Scott
St. Paul Saints	49	47	.510	9	267,398	George Tsamis
Sioux City Explorers	40	56	.417	18	70,978	Les Lancaster
Sioux Falls Canaries	40	56	.417	18	132,529	Steve Shirley
South Division	W	L	Pct.	GB	Attend.	Manager
Fort Worth Cats	53	43	.552	--	177,807	Chad Tredaway
Pensacola Pelicans	53	43	.552	--	71,797	Talmadge Nunnari
Grand Prairie AirHogs	48	48	.500	5	141,132	Pete Incaviglia
Shreveport-Bossier Captains	48	48	.500	5	86,635	Ricky VanAsselberg
El Paso Diablos	42	54	.438	11	200,323	Butch Henry

Semifinals: Lincoln 3 games, Wichita 2; Pensacola 3 games, Fort Worth 1.
Finals: Lincoln 3 games, Pensacola 2.

2009 League Leaders

BA: Greg Porter, Wichita, .372
Runs: Cesar Nicolas, Grand Prairie, 83
Hits: Greg Porter, Wichita, 140
RBI: Cesar Nicolas, Grand Prairie, 103

HR: Kelly Hunt, Wichita, 21
 Greg Porter, Wichita, 21
Wins: Derek Blacksher, Wichita, 11
SO: Ben Moore, Sioux Falls, 101
ERA: Kyle Middleton, Pensacola, 1.75

2009 All-Stars

1B: John Allen, Fort Worth
2B: Antoin Gray, Pensacola
3B: Cesar Nicolas, Grand Prairie
SS: Josh Horn, Wichita
OF: Brian Fryer, Fort Worth
OF: Brent Krause, St. Paul
OF: Greg Porter, Wichita

C: Joe Muich, Wichita
Utility: Chase Burch, Pensacola
LHP: Brad Davis, Wichita
RHP: Derek Blacksher, Wichita
Relief: Chris Thompson, El Paso/Lincoln
MVP: Greg Porter, Wichita
Mgr. of the Year: Kevin Hooper, Wichita

2010

North Division	W	L	Pct.	GB	Attend.	Manager
Sioux Falls Pheasants	63	33	.656	--	86,518	Steve Shirley
Lincoln Saltdogs	51	45	.531	12	163,676	Marty Scott
Wichita Wingnuts	50	46	.521	13	134,773	Kevin Hooper
Sioux City Explorers	49	47	.510	14	56,428	Les Lancaster
St. Paul Saints	45	51	.469	18	237,994	George Tsamis
South Division	W	L	Pct.	GB	Attend.	Manager
Shreveport-Bossier Captains	58	37	.611	--	71,468	Ricky VanAsselberg
Pensacola Pelicans	49	46	.516	9	50,608	Talmadge Nunnari
Grand Prairie AirHogs	43	52	.453	15	124,539	Pete Incaviglia
Fort Worth Cats	37	56	.398	20	122,062	Chad Tredaway
El Paso Diablos	31	63	.330	26.5	179,452	Butch Henry

Semifinals: Sioux Falls 3 games, Lincoln 0; Shreveport-Bossier 3 games, Pensacola 2.
Finals: Shreveport-Bossier 3 games, Sioux Falls 0.

2010 All-Stars**1B:** Brandon Sing, Sioux Falls**2B:** Hector Bernal, El Paso/St. Paul**3B:** Trevor Lawhorn, Sioux Falls**SS:** David Espinosa, Grand Prairie**OF:** Reggie Abercrombie, Sioux Falls**OF:** Greg Porter, Grand Prairie**OF:** Beau Torbert, Sioux Falls**C:** Lou Palmisano, Pensacola**Utility:** Chris Garcia, Shreveport**LHP:** Chris Salberg, Sioux Falls**RHP:** Ben Moore, Sioux Falls**Relief:** Aaron Cotter, Sioux Falls**MVP:** Beau Torbert, Sioux Falls**Mgr. of the Year:** Steve Shirley, Sioux Falls**2010 League Leaders****BA:** Beau Torbert, Sioux Falls, .394**Runs:** Reggie Abercrombie, Sioux Falls, 89**Hits:** Beau Torbert, Sioux Falls, 155**RBI:** Beau Torbert, Sioux Falls, 100**HR:** Brandon Sing, Sioux Falls, 27**Wins:** Ryan Rodriguez, Sioux Falls, 12**SO:** Ben Moore, Sioux Falls, 126**ERA:** Nick Singleton, Wichita, 2.36**2011**

North Division	W	L	Pct.	GB	Attend.	Manager
Winnipeg Goldeyes	60	40	.600	-	275,521	Rick Forney
St. Paul Saints	56	44	.560	4	240,206	George Tsamis
Fargo-Moorhead RedHawks	44	56	.440	16	175,918	Doug Simunic
Sioux Falls Pheasants	42	57	.425	18	76,549	Steve Shirley
Central Division	W	L	Pct.	GB	Attend.	Manager
Wichita Wingnuts	55	45	.550	-	138,865	Kevin Hooper
Gary SouthShore RailCats	54	46	.540	1	157,676	Greg Tagert
Lincoln Saltdogs	51	48	.515	3.5	157,647	Marty Scott
Sioux City Explorers	51	49	.510	4	64,000	Stan Cliburn
Kansas City T-Bones	48	52	.480	7	261,115	Tim Doherty
South Division	W	L	Pct.	GB	Attend.	Manager
Grand Prairie AirHogs	64	36	.640	-	117,861	Ricky VanAsselberg
Fort Worth Cats	48	52	.480	16	108,020	Stan Hough
Shreveport-Bossier Captains	45	55	.450	19	56,910	Vince Moore
Amarillo Sox	44	56	.440	20	138,865	John Harris
El Paso Diablos	37	63	.370	27	172,742	Jorge Alvarez

Semifinals: St. Paul 3 games; Winnipeg 2; Grand Prairie 3 games, Wichita 1.**Finals:** Grand Prairie 3 games, St. Paul 2.**2011 All-Stars****1B:** Trent Lockwood, Fort Worth**2B:** Brad Boyer, Gary SouthShore**3B:** Juan Richardson, Wichita**SS:** Josh Horn, Wichita**OF:** Stephen Douglas, EP/GP**OF:** Ryan Patterson, FW/WIC/SP**OF:** Ray Sadler, Kansas City**C:** Kelley Gullledge, Fort Worth**P:** Ben Moore, Sioux Falls**Relief:** Jon Hunton, Grand Prairie**Defensive POY:** Jonathan Van Every, SP**Rookie:** Price Kendall, Winnipeg**MVP:** Lee Cruz, Amarillo**Mgr. of the Year:** Rick Forney, Winnipeg**2011 League Leaders****BA:** Blake Gailen, Lincoln, .406**Runs:** Fehlandt Lentini, Winnipeg, 98**Hits:** Stephen Douglas, Grand Prairie, 160**RBI:** Ray Sadler, Kansas City, 100**HR:** Brandon Sing, Sioux Falls, 24**Wins:** Josh Rainwater, Grand Prairie, 14**SO:** Ben Moore, Sioux Falls, 144**ERA:** David Trahan, Sioux City, 2.67**2012**

North Division	W	L	Pct.	GB	Attend.	Manager
Fargo-Moorhead RedHawks	65	35	.650	-	187,438	Doug Simunic
Winnipeg Goldeyes	55	45	.520	10	285,263	Rick Forney
St. Paul Saints	52	48	.520	13	240,616	George Tsamis
Sioux Falls Pheasants	45	55	.450	20	130,541	Steve Shirley
Central Division	W	L	Pct.	GB	Attend.	Manager
Wichita Wingnuts	59	41	.590	-	152,727	Kevin Hooper
Kansas City T-Bones	51	49	.510	8	260,620	Kenny Hook
Gary SouthShore RailCats	50	50	.500	9	159,837	Greg Tagert
Sioux City Explorers	45	55	.450	14	55,627	Stan Cliburn
Lincoln Saltdogs	41	59	.410	18	160,986	Chris Miyake
South Division	W	L	Pct.	GB	Attend.	Manager
Laredo Lemurs	54	46	.540	-	187,845	Pete Incaviglia
Grand Prairie AirHogs	53	47	.530	1	108,236	Ricky VanAsselberg
El Paso Diablos	47	53	.470	7	181,122	Jorge Alvarez/ Tim Johnson
Amarillo Sox	46	54	.460	8	133,380	John Harris

Semifinals: Winnipeg 3 games, Fargo-Moorhead 0; Wichita 3 games, Laredo 0.**Finals:** Winnipeg 3 games, Wichita 0.**2012 All-Stars****1B:** Bryan Myrow, Grand Prairie**2B:** Jake Kahaulelio, Wichita**3B:** Cesar Nicolas, Sioux Falls**SS:** Zach Penprase, Fargo-Moorhead**OF:** Nic Jackson, Fargo-Moorhead**OF:** Chris Roberson, Winnipeg**OF:** Adam Buschini, Amarillo**C:** Chris McMurray, GP/Lincoln**P:** Josh Lowey, Wichita**Relief:** Tom Boleska, Fargo-Moorhead**Defensive POY:** Ryan Khoury, Wichita**Rookie:** Robert Coe, St. Paul**MVP:** Nic Jackson, Fargo-Moorhead**Mgr. of the Year:** Tim Johnson, El Paso**2012 League Leaders****BA:** Jake Kahaulelio, Wichita, .372**Runs:** Zach Penprase, Fargo-Moorhead, 95**Hits:** Maikol Gonzalez, El Paso, 141**RBI:** Nic Jackson, Fargo-Moorhead, 89**HR:** Ryan Delgado, Fargo-Moorhead**Wins:** Josh Lowey, Wichita, 15**SO:** Matthew Rusch, Winnipeg, 113

Brian Grening, Kansas City, 113

ERA: Matthew Rusch, Winnipeg, 2.40**GREATEST SEASON-TO-SEASON RECORD CHANGES**

Team	Seasons	From	To	Improvement
Sioux Falls	2009-2010	40-56	63-33	+ 23 games
El Paso	2006-2007	33-60	56-40	+ 21.5 games
Shreveport	2008-2009	26-68	48-48	+ 21 games
Fargo-Moorhead	2011-2012	44-56	65-35	+ 21 games
Sioux Falls	2006-2007	34-62	53-43	+ 19 games
Team	Seasons	From	To	Decline
Sioux Falls	2010-2011	63-33	42-57	- 22.5 games
Shreveport	2007-2008	47-48	26-68	- 20.5 games
Sioux Falls	2008-2009	60-36	40-56	- 20 games
Shreveport	2010-2011	58-37	45-55	- 15.5 games
St. Joe	2006-2007	49-46	34-62	- 15.5 games

AA ALUMNI IN THE MAJOR LEAGUES IN 2013

RHP Aaron Crow, Fort Worth 2008-09



Crow rose quickly through the Kansas City system after being signed prior to the 2010 season, spending just a year in the minors before reaching the bigs. Since then, he has been a workhorse out of the Royals' bullpen, appearing in 187 games and putting together a 3.19 ERA while limiting opposing hitters to a .244 average.

YEAR	CLUB	ERA	W	L	S	G	GS	IP	SO
2011	Kansas City	2.76	4	4	0	57	0	62.0	65
2012	Kansas City	3.48	3	1	2	73	0	64.2	65
2013	Kansas City	3.38	7	5	1	57	0	48.0	44

RHP Dane de la Rosa, El Paso 2009



After spending seven seasons in the minors, De La Rosa got his first taste of big-league action with Tampa Bay in 2011 and 2012. He then signed with the Los Angeles Angels for the 2013 season and was the club's most dependable reliever, making a team-high 75 appearances and assembling a stingy 2.86 ERA.

YEAR	CLUB	ERA	W	L	S	G	GS	IP	SO
2011	Tampa Bay	9.82	0	0	0	7	0	7.1	8
2012	Tampa Bay	12.60	0	0	0	5	0	5.0	5
2013	L.A. Angels	2.86	6	1	2	75	0	72.1	65

RHP Luke Hochevar, Fort Worth 2006



The longest-tenured member of the Kansas City pitching staff, Hochevar had a superb season in his first campaign as a reliever for the resurgent Royals in 2013, registering a 1.92 ERA with 82 strikeouts in 70.1 innings of work. Previously, he had put together 38 wins in his first six seasons in the majors.

YEAR	CLUB	ERA	W	L	S	G	GS	IP	SO
2007	Kansas City	2.13	0	1	0	4	1	12.2	5
2008	Kansas City	5.51	6	12	0	22	22	129.0	72
2009	Kansas City	6.55	7	13	0	25	25	143.0	106
2010	Kansas City	4.81	6	6	0	18	17	103.0	76
2011	Kansas City	4.68	11	11	0	31	31	198.0	128
2012	Kansas City	5.73	8	16	0	32	32	185.1	144
2013	Kansas City	1.92	5	2	0	58	0	70.1	82

RHP Brandon Kintzler, St. Paul 2009



It took just over one season for Kintzler to reach the big leagues after being signed by Milwaukee during the 2009 season. Now having spent parts of four seasons in the majors, Kintzler has emerged as an important member of the Brewers' bullpen. In 2013, he finished second on the squad with 71 appearances.

YEAR	CLUB	ERA	W	L	S	G	GS	IP	SO
2010	Milwaukee	7.36	0	1	0	7	0	7.1	9
2011	Milwaukee	3.68	1	1	0	9	0	14.2	15
2012	Milwaukee	3.78	3	0	0	14	0	16.2	14
2013	Milwaukee	2.69	3	3	0	71	0	77.0	58

LHP Kris Johnson, Kansas City 2011



Finishing fourth in the American Association with a 3.23 ERA in 2011, Johnson quickly rose through the Pirates' system upon being signed prior to the 2012 campaign. After a stellar season with Triple-A Indianapolis, where he led the team with 10 wins, Johnson was called up to the majors in August 2013, where he appeared in 4 games.

YEAR	CLUB	ERA	W	L	S	G	GS	IP	SO
2013	Pittsburgh	6.10	0	2	0	4	1	10.1	9

LHP James Paxton, Grand Prairie 2010



Called up to Seattle in September, Paxton had a phenomenal debut to his big-league career. After earning a win over playoff-bound Tampa Bay in his debut, he threw six shutout innings against the eventual world champion Cardinals in his second outing. Major-league hitters could only muster a .172 batting average against the lefty in 2013.

YEAR	CLUB	ERA	W	L	S	G	GS	IP	SO
2013	Seattle	3.45	3	0	0	4	4	24.0	21

RHP Chaz Roe, Laredo 2012



After spending all of 2012 with Laredo, Roe reached the big leagues in his first campaign with the Diamondbacks' organization. The righthander put together a solid half-season in the Arizona bullpen, fanning 24 hitters in 22 1/3 innings. He was claimed by the Texas Rangers after the 2013 season.

YEAR	CLUB	ERA	W	L	S	G	GS	IP	SO
2013	Arizona	4.03	1	0	0	21	0	22.1	24

RHP Tanner Scheppers, St. Paul 2009



Scheppers had an excellent 2013 campaign for Texas, leading the team with 76 appearances while assembling a miniscule 1.88 ERA. It was the second season in the big leagues for Scheppers, who was chosen in the first round of the MLB draft in 2010 after spending the 2009 season with St. Paul.

YEAR	CLUB	ERA	W	L	S	G	GS	IP	SO
2012	Texas	4.45	1	1	1	39	0	32.1	30
2013	Texas	1.88	6	2	0	76	0	76.2	59

RHP Max Scherzer, Fort Worth 2007



Major League Baseball's only 20-game winner in 2013, Scherzer had a phenomenal year for the Central Division Champion Tigers, earning the American League Cy Young Award. It was the third consecutive season of 15 or more victories for the righthander, who completed his sixth season in the big leagues.

YEAR	CLUB	ERA	W	L	S	G	GS	IP	SO
2008	Arizona	3.05	0	4	0	16	7	56.0	66
2009	Arizona	4.12	9	11	0	30	30	170.1	174
2010	Detroit	3.50	12	11	0	31	31	195.2	184
2011	Detroit	4.43	15	9	0	33	33	195.0	174
2012	Detroit	3.74	16	7	0	32	32	187.2	231
2013	Detroit	2.09	21	3	0	32	32	214.1	240

LHP Caleb Thielbar, St. Paul 2011



The 2013 Minnesota Twins Rookie of the Year, Thielbar had a superb first season in the big leagues. Called up in May, the lefthander did not allow a run in his first 17 major-league appearances, and finished the season with a 1.76 ERA and a .154 opponents' batting average in 49 relief outings.

YEAR	CLUB	ERA	W	L	S	G	GS	IP	SO
2013	Minnesota	1.76	3	2	0	49	0	46.0	39

AMERICAN ASSOCIATION CITIES, 1902-

Amarillo, Texas	2011-
Buffalo, N.Y.	1985-1997
Charleston, W.Va.	1952-1960
Cleveland, Ohio	1914-1915
Coastal Bend (Robstown, Texas)	2006-2007
Dallas, Texas	1959
Dallas-Fort Worth, Texas	1960-1962
Denver, Colo.	1955-1962, 1969-1992
El Paso, Texas	2006-2013
Evansville, Ind.	1970-1984
Fargo, N.D.	2011-
Fort Worth, Texas	1959, 2006-2011
Gary, Ind.	2011-
Grand Prairie, Texas	2008-
Houston, Texas	1959-61
Indianapolis, Ind.	1902-1962, 1969-1997
Iowa (Des Moines)	1969-1997
Kansas City, Kan./Mo.	1902-1954, 2011-
Laredo, Texas	2012-
Lincoln, Neb.	2006-
Louisville, Ky.	1902-1962, 1982-1997
Milwaukee, Wis.	1902-1952
Minneapolis, Minn.	1902-1960
Nashville, Tenn.	1985-1997
New Orleans, La.	1977, 1993-1997
Oklahoma City, Okla.	1962, 1969-1997
Omaha, Neb.	1955-59, 1961-62, 1969-1997
Pensacola, Fla.	2006-2010
St. Joseph, Mo.	2006-2007
St. Paul, Minn.	1902-1960, 2006-
Shreveport, La.	2006-2011
Sioux City, Iowa	2006-
Sioux Falls, S.D.	2006-
Springfield, Ill.	1978-1981
Toledo, Ohio	1902-1913, 1916-1955
Tulsa, Okla.	1969-1976
Wichita, Kan.	1956-1958, 1970-1984, 2008-
Winnipeg, Manitoba	2011-

AMERICAN ASSOCIATION LEAGUE RECORDS

Individual Batting

Batting Average, Season: .406, Blake Gailen, Lincoln, 2011.
Games, Season: 100, several.
At Bats, Season: 434, Ryan Patterson, Wichita/St. Paul/Fort Worth, 2011.
At Bats, Game: 9, Harrison Kain, Amarillo, July 17, 2012.
Runs, Season: 98, Fehlandt Lentini, Amarillo/Winnipeg, 2011.
Runs, Game: 5, several.
Hits, Season: 160, Stephen Douglas, El Paso/Grand Prairie, 2011.
Hits, Game: 6, several.
Consecutive Games with Hit: 34, Stephen Douglas, El Paso/Grand Prairie, 2011.
Consecutive Games on Base: 56, Stephen Douglas, El Paso/Grand Prairie, 2011.
Total Bases, Season: 269, Beau Torbert, Sioux Falls, 2010.
Total Bases, Game: 17, John Allen, Fort Worth, August 16, 2008.
Singles, Game: 5, several.
Doubles, Season: 43, Jorge Alvarez, El Paso, 2007.
Doubles, Game: 4, Brett Cooley, Lincoln, July 30, 2007 and Nick Jackson, Fargo, September 3, 2012,
Triples, Season: 17, Mike Massaro, Gary SouthShore, 2013.
Triples, Game: 3, J.P. Schmidt, El Paso, June 16, 2006 and Mike Massaro, Gary, June 24, 2012.
Home Runs, Season: 30, C.J. Ziegler, Wichita, 2013.
Home Runs, Game: 4, John Allen, Fort Worth, August 16, 2008.
Grand Slams, Season: 2, several.
Grand Slams, Game: 1, several.
RBI, Season: 103, Cesar Nicolas, Grand Prairie, 2009.
RBI, Game: 9, Brian Buchanan, St. Paul, July 20, 2006.
Extra Base Hits, Season: 64, Beau Torbert, Sioux Falls, 2010.
Extra Base Hits, Game: 4, several.
On-Base Percentage, Season: .490, Brian Myrow, Grand Prairie, 2012, and Chris Garcia, Shreveport, 2010.
Slugging Percentage, Season: .702, Brandon Sing, Sioux Falls, 2010.
Sacrifice Hits, Season: 19, Ben Thomas, St. Joe, 2006.
Sacrifice Files, Season: 10, several.
Hit by Pitch, Season: 22, Jake Kahaulelio, Wichita, 2013.
Hit by Pitch, Game: 3, several.
Base on Balls, Season: 88, Phil Hawke, Lincoln, 2011.
Base on Balls, Game: 5, several.
Intentional Walks, Season: 10, several.
Intentional Walks, Game: 3, Dan Meier, Sioux City, June 8, 2006.
Strikeouts, Season: 137, David Fowler, St. Joe, 2007.
Strikeouts, Game: 7, Angel Fermin, Sioux Falls, July 8, 2006.
Stolen Bases, Season: 57, Jovanny Rosario, Shreveport-Bossier, 2010.
Stolen Bases, Game: 5, Ralph Santana, Sioux Falls, May 19, 2006.
Caught Stealing, Season: 15, Maikol Gonzalez, El Paso, 2012, and Jovanny Rosario, Shreveport, 2010.
Caught Stealing, Game: 3, Abel Nieves, Wichita, September 1, 2013.
Grounded into Double Plays, Season: 26, Cristian Guerrero, Gary SouthShore/Sioux Falls, 2013.
Grounded into Double Plays, Game: 3, several.

Team Batting

Highest Batting Average, Season: .312, Sioux Falls, 2010.
Lowest Batting Average, Season: .253, Lincoln, 2013.
At Bats, Season: 3617, El Paso, 2012.
At Bats, Game: 66, El Paso, July 17, 2012 (16 innings).
Runs, Season: 650, Amarillo, 2011.
Runs, Game: 26, Sioux Falls, August 22, 2008.
Runs, Inning: 12, St. Paul, July 28, 2007.
Hits, Season: 1097, Wichita, 2011.
Hits, Game: 26, Lincoln, July 4, 2012 and Laredo, July 24, 2013.
Hits, Inning: 10, El Paso, August 8, 2013.
Total Bases, Season: 1674, Sioux Falls, 2010.

Total Bases, Game: 53, Sioux Falls, July 3, 2010.
Doubles, Season: 250, Amarillo, 2011.
Doubles, Game: 11, Wichita, June 3, 2009 and Sioux City, July 11, 2010.
Triples, Season: 47, Amarillo, 2011.
Triples, Game: 5, Amarillo, June 25, 2012.
Home Runs, Season: 128, Lincoln, 2010.
Home Runs, Game: 7, Sioux Falls, July 3, 2010.
Home Runs, Inning: 3, Sioux Falls, June 19, 2010
RBI, Season: 597, Amarillo, 2011.
RBI, Game: 25, Sioux Falls, August 22, 2008 and Grand Prairie, June 12, 2011.
Sacrifice Hits, Season: 57, Grand Prairie, 2011.
Sacrifice Hits, Game: 6, Pensacola, August 3, 2007.
Sacrifice Flies, Season: 46, Wichita, 2012
Sacrifice Flies, Game: 4, Sioux City, July 4, 2012, and Fargo-Moorhead, July 21, 2013.
Hit By Pitch, Season: 74, Grand Prairie, 2013.
Hit By Pitch, Game: 6, St. Paul, May 24, 2006, Grand Prairie, June 26, 2011, and Lincoln, July 4, 2012.
Walks, Season: 438, Gary SouthShore, 2012.
Walks, Game: 15, Sioux City, July 28, 2008 and Grand Prairie, June 26, 2011.
Walks, Inning: 5, St. Joe, August 6, 2006.
Intentional Walks, Season: 27, Gary SouthShore, 2011.
Intentional Walks, Game: 3, Sioux City, June 8, 2006.
Strikeouts, Season: 827, St. Joe, 2007.
Strikeouts, Game: 22, El Paso, May 20, 2011.
Strikeouts, Both Teams, Game: 32, El Paso vs. Wichita, June 20, 2011.
Stolen Bases, Season: 164, Gary SouthShore, 2012.
Stolen Bases, Game: 8, St. Paul, June 30, 2007; Shreveport-Bossier, May 31, 2011; and El Paso, July 3, 2013.
Caught Stealing, Season: 56, Gary SouthShore, 2012.
Caught Stealing, Game: 5, Pensacola, July 16, 2010.
Runners Left on Base, Season: 791, Pensacola, 2009.
Runners Left on Base, Game: 23, Grand Prairie, August 17, 2012.
Runners Left on Base, Both Teams: 35, El Paso at Fort Worth (13 innings), July 19, 2009.
Grounded into Double Play, Season: 129, Wichita, 2011.
Grounded into Double Play, Game: 5, several.
Slugging Percentage, Season: .504, Sioux Falls, 2010.
On-Base Percentage, Season: .388, Wichita, 2011.

Individual Pitching

Games, Season: 57, Nick Walters, Sioux City, 2012, and Jared Simon, Wichita, 2012.
Games Started, Season: 24, Adam Champion, Sioux Falls, 2013.
Games Finished, Season: 44, Jon Hunton, Grand Prairie, 2011.
Complete Games, Season: 6, Jason Jarvis, Sioux City, 2012; Matt Way, Laredo, 2012; and Jarrett Gardner, Lincoln, 2008.
Shutouts, Season: 4, Jeff Blitstein, Lincoln, 2006.
Innings Pitched, Season: 155.1, Ben Moore, Sioux Falls, 2013; and Kyle Ruwe, Sioux Falls, 2013.
Innings Pitched, Game: 10, several.
Wins, Season: 15, Josh Lowey, Wichita, 2012.
Losses, Season: 12, several.
Saves, Season: 30, Kris Regas, Sioux Falls, 2008 and Chris Thompson, El Paso/Lincoln, 2009.
Hits Allowed, Season: 186, Jared Gothreaux, Pensacola, 2010.
Hits Allowed, Game: 23, Andrew Romo, Amarillo, August 8, 2013.
At Bats Faced, Season: 622, Kyle Ruwe, Sioux Falls, 2013.
Total Batters Faced, Season: 665, Kyle Ruwe, Sioux Falls, 2013.
Runs Allowed, Season: 101, Adam Champion, Sioux Falls, 2013.
Runs Allowed, Game: 19, Andrew Romo, Amarillo, 2013.
Runs Allowed, Inning: 10, Justin Lord, St. Paul, June 17, 2008.
Earned Runs Allowed, Season: 101, Adam Champion, Sioux Falls, 2013.
Earned Runs Allowed, Game: 17, Andrew Romo, Amarillo, August 8, 2013.
Earned Runs Allowed, Inning: 8, Andrew Romo, Amarillo, August 8, 2013.
Home Runs Allowed, Season: 25, Ben Moore, 2009.
Home Runs Allowed, Game: 5, Mike Meyer, St. Paul, July 30, 2006 and Jeff Blitstein, St. Paul, August 20, 2008.

Home Runs Allowed, Inning: 3, Jake Schmidt, St. Paul, June 19, 2010.
Sacrifice Hits Allowed, Season: 12, Jack Frawley, Fargo-Moorhead/Gary SouthShore, 2011.
Sacrifice Flies Allowed, Season: 10, Sam Smith, Pensacola, 2006 and Clegg Snipes, Pensacola, 2008.
Hit Batters, Season: 18, Jesen Merle, St. Joe, 2006.
Hit Batters, Game: 4, several.
Hit Batters, Inning: 3, Kevin Brower, El Paso, May 12, 2006 and Nick Singleton, Wichita, June 9, 2011.
Walks, Season: 82, Trevor Fox, Sioux City, 2009 and Shaun Ellis, El Paso, 2010.
Walks, Game: 8, several.
Intentional Walks, Season: 10, Matt Long, St. Paul, 2011.
Intentional Walks, Game: 3, Dan Valentin, Fort Worth, July 1, 2007.
Strikeouts, Season: 144, Ben Moore, Sioux Falls, 2011.
Strikeouts, Game: 17, several.
Wild Pitches, Season: 26, Jim Paduch, Lincoln, 2010.
Wild Pitches, Game: 5, several.
Highest Opponents Batting Average, Season: .370, David McWatters, El Paso, 2006.
Lowest Opponents Batting Average, Season: .209, David Trahan, Sioux City, 2011.
Balks, Season: 6, Hunter Davis, Pensacola, 2009.
Balks, Game: 3, several.
Stolen Bases Allowed, Season: 27, Christopher Smith, Wichita, 2013.
One-Hitters: Dan Valentin, Fort Worth, July 20, 2007, vs. Pensacola
 - Lenny Bays, Sioux Falls, August 13, 2007 vs. Lincoln
 - Joel Kirsten, Fort Worth, June 3, 2008 vs. Pensacola
 - Randy Beam, Pensacola, July 11, 2009, vs. El Paso
 - Adam Cowart, Sioux Falls, May 21, 2011, vs. Lincoln
 - Nick Singleton, Wichita, June 9, 2011 vs. Sioux Falls
 - Jake Laber, Fargo-Moorhead, July 11, 2011, vs. Sioux Falls
 - Matt Way, Laredo, June 15, 2012, vs. El Paso
 - Pete Parese, Lincoln, July 4, 2013.
No-Hitters: Joel Kirsten, Fort Worth, August 21, 2006, vs. El Paso
 - Will Savage, Wichita, June 23, 2009 vs. Sioux City
 - Jarrett Gardner, Lincoln, June 25, 2009 vs. El Paso

Team Pitching

Earned Run Average, Season: 3.38, Wichita, 2013.
Complete Games, Season: 16, Fort Worth, 2007.
Shutouts, Season: 9, several.
Saves, Season: 32, Fargo-Moorhead, 2013.
Innings Pitched, Season: 904.0, Amarillo, 2012.
At Bats, Season: 3564, Shreveport-Bossier, 2011.
Total Batters Faced, Season: 4300, El Paso, 2011.
Hits Allowed, Season: 1209, El Paso, 2011.
Hits Allowed, Game: 28, Shreveport, August 1, 2007 and El Paso, July 4, 2010.
Runs Allowed, Season: 815, El Paso, 2011.
Runs Allowed, Game: 26, Shreveport, August 22, 2008.
Runs Allowed, Inning: 12, Sioux City, July 28, 2007.
Earned Runs Allowed, Season: 706, El Paso, 2011.
Earned Runs Allowed, Game: 24, Shreveport, August 22, 2008 and Shreveport-Bossier, July 4, 2010.
Earned Runs Allowed, Inning: 12, Sioux City, July 28, 2007.
Home Runs Allowed, Season: 101, Sioux Falls, 2009.
Home Runs Allowed, Game: 7, Sioux City, July 3, 2010.
Sacrifice Hits Allowed, Season: 51, Wichita, 2008.
Sacrifice Flies Allowed, Season: 56, El Paso and Fort Worth, 2011.
Hit Batters, Season: 79, El Paso, 2013.
Hit Batters, Game: 6, Sioux Falls, May 24, 2006; El Paso, June 26, 2011 and El Paso, July 22, 2012.
Walks, Season: 508, El Paso, 2010.
Walks, Game: 18, Lincoln, August 15, 2010.
Intentional Walks, Season: 39, St. Paul, 2011.
Intentional Walks, Game: 3, several.
Strikeouts, Season: 782, Wichita, 2013.
Strikeouts, Game: 22, Wichita, May 20, 2011.

Wild Pitches, Season: 114, Lincoln, 2010.
Wild Pitches, Game: 8, El Paso, May 30, 2010.
Balks, Season: 14, Pensacola, 2009.
Balks, Game: 2, several.
Stolen Bases Allowed, Game: 8, Lincoln, June 30, 2007 and El Paso, May 31, 2011.

Fielding

Fielding Percentage, Season: .980, Wichita, 2009.
Putouts, Season: 2685, Winnipeg, 2011.
Putouts, Game: 51, Pensacola, August 3, 2007 (17 innings).
Assists, Season: 1226, El Paso, 2007.
Assists, Game: 27, Gary, August 8, 2012.
Errors, Season: 147, El Paso, 2006, and El Paso, 2013.
Errors, Game: 9, El Paso, August 24, 2013.
Total Chances, Season: 3958, El Paso, 2007.
Double Plays, Season: 133, El Paso, 2007.
Double Plays, Game: 5, several.
Triple Plays, Season: 1, several.
Passed Balls, Season: 38, Pensacola, 2006.
Passed Balls, Game: 5, St. Paul, August 5, 2007.

First Base

Percentage, Season: .998, Luke Murton, Sioux City, 2013.
Games, Season: 100, C.J. Ziegler, Wichita, 2013.
Putouts, Season: 943, Brandon Sing, Sioux Falls, 2010.
Putouts, Game: 21, Derek Schermerhorn, Wichita/ Sioux City, August 12, 2008 and Steve Pearson, Wichita, May 20, 2009.
Assists, Season: 85, Trent Lockwood, Fort Worth, 2011.
Assists, Game: 4, several.
Errors, Season: 16, Tim Dorn, Pensacola, 2006 and C.J. Ziegler, Wichita, 2013.
Errors, Game: 3, Cesar Nicolas, Grand Prairie, May 21, 2009.
Total Chances, Season: 1020, C.J. Ziegler, Wichita, 2013.
Double Plays, Season: 107, Brandon Sing, Sioux Falls, 2010.

Second Base

Percentage, Season: .994, Joe Anthonson, Sioux Falls, 2010.
Games, Season: 100, Carlo Cota, Fargo-Moorhead, 2011.
Putouts, Season: 222, Carlo Cota, Fargo-Moorhead, 2011.
Putouts, Game: 8, Dan Kaczrowski, St. Paul, June 3, 2009.
Assists, Season: 341, Carlo Cota, Fargo-Moorhead, 2011.
Assists, Game: 11, Brandon Haywood, El Paso, July 21, 2006.
Errors, Season: 25, Antoin Gray, Pensacola, 2009.
Errors, Game: 3, several.
Total Chances, Season: 575, Carlo Cota, Fargo-Moorhead, 2011.
Double Plays, Season: 99, Carlo Cota, Fargo-Moorhead, 2012.

Third Base

Percentage, Season: .967, Michael Thompson, Wichita, 2009.
Games, Season: 97, Juan Richardson, Wichita, 2011.
Putouts, Season: 77, Michael Bell, Fort Worth, 2009.
Putouts, Game: 5, Chad Sosebee, St. Joe, July 5, 2007.
Assists, Season: 224, Terence Green, Fort Worth, 2006.
Assists, Game: 9, Lester Contreras, Pensacola, July 4, 2009.
Errors, Season: 42, Matt Imwalle, Sioux Falls, 2007.
Errors, Game: 4, Edwin Maldonado, Grand Prairie, June 4, 2008 and Landon Camp, Sioux City, July 5, 2009.
Total Chances, Season: 316, Terence Green, 2006.
Double Plays, Season: 28, Michael Thompson, Wichita, 2008.

Shortstop

Percentage, Season: .975, Kyle Haines, Gary SouthShore, 2011.
Games, Season: 100, Josh Horn, Wichita, 2011.
Putouts, Season: 200, Arnoldo Ponce, El Paso, 2010.

Putouts, Game: 7, Tim Hutting, Sioux Falls, May 31, 2008.
Assists, Season: 357, Tim Hutting, Sioux Falls, 2010.
Assists, Game: 11, Albenis Machado, El Paso, 2007.
Errors, Season: 32, Tony Garcia, Lincoln, 2007.
Errors, Game: 5, Jimmy Mojica, Wichita/Kansas City, 2011.
Total Chances, Season: 533, Albenis Machado, El Paso, 2007.
Double Plays, Season: 89, Tim Hutting, Sioux Falls, 2010.

Outfield

Percentage, Season: 1.000, several.
Games, Season: 100, Dustin Jones, Sioux City, 2011.
Putouts, Season: 275, Dustin Jones, Sioux City, 2011.
Putouts, Game: 8, several.
Assists, Season: 15, Francisco Leandro, Sioux Falls, 2011.
Assists, Game: 2, several.
Errors, Season: 11, Gus Milner, Sioux Falls, 2011.
Errors, Game: 2, several.
Total Chances, Season: 290, Nick Van Stratten, Sioux Falls, 2013.
Double Plays, Season: 6, Ray Sadler, Kansas City, 2011.

Catcher

Percentage, Season: .997, Ken Lup, Sioux Falls, 2009.
Games, Season: 94, Edwin Bellorin, Wichita, 2011.
Putouts, Season: 670, Brian Peterson, Laredo, 2013.
Putouts, Game: 21, Edwin Bellorin, Wichita, 2011.
Assists, Season: 74, Eddy Rodriguez, El Paso, 2009.
Assists, Game: 5, Jacob Wallis, Fort Worth, May 30, 2006.
Errors, Season: 17, Eddy Rodriguez, El Paso, 2009.
Errors, Game: 3, James Beaver, St. Joe, June 21, 2007 and Jeff Christy, July 19, 2010.
Total Chances, Season: 731, Brian Peterson, Laredo, 2013.
Double Plays, Season: 7, Brian Peterson, Shreveport-Bossier, 2010.
Passed Balls, Season: 28, Marcel Longmire, St. Paul, 2007.
Passed Balls, Game: 5, Marcel Longmire, St. Paul, August 5, 2007.

Pitcher

Percentage, Season: 1.000, several.
Games, Season: 54, Dustin Pease, Wichita, 2010.
Putouts, Season: 18, Charlie Ruud, St. Paul, 2008.
Putouts, Game: 3, several.
Assists, Season: 36, Jeff Blitstein, Lincoln, 2006.
Assists, Game: 6, several.
Errors, Season: 5, several.
Errors, Game: 4, Travis Kane, Sioux Falls, May 29, 2008.
Total Chances, Season: 51, Mike Meyer, St. Paul, 2006.
Double Plays, Season: 5, Nat Harris, Grand Prairie, 2008.

Miscellaneous Records

Attendance, Season: 297,834, St. Paul, 2007.
Attendance, Game: 13,406, El Paso, July 4, 2011.
Most Games Won, Season: 68, Wichita, 2013.
Fewest Games Won, Season: 26, Shreveport, 2008.
Most Games Lost, Season: 68, Shreveport, 2008.
Fewest Games Lost, Season: 31, Lincoln, 2006.
Longest Game: 17 innings, Fort Worth vs. Pensacola, August 3, 2007.
Most Consecutive Games Won: 15, Pensacola, July 3 – July 18, 2010.
Most Consecutive Games Lost: 14, Grand Prairie, July 4 – July 18, 2010.
Longest Nine-Inning Game Time: 4:32, Sioux City vs. Sioux Falls, August 1, 2007.
Longest Game Time (Extra Innings): 5:22, El Paso vs. Wichita, May 20, 2011 (15 innings)
Shortest Nine Inning Game Time: 1:31, Shreveport-Bossier vs. Pensacola, August 30, 2009.
Shortest Game (Less Than 9 Innings): 1:15, Sioux Falls vs. Wichita, June 8, 2010 (5 innings).
Widest Margin of Victory: 22, El Paso (23), Grand Prairie (1), July 14, 2009.

AMERICAN ASSOCIATION CAREER RECORDS

Hits

1. John Allen ('07-'13)	FW/LAR	734
2. Marcos Rodriguez ('07,'09-'13)	PEN/FW/FM/SF	694
3. Brian Fryer ('06-'11)	CB/FW	670
4. Albenis Machado ('06-'11)	EP/LIN	628
5. Jorge Alvarez ('06-'10,'12)	EP/SHR/GP	603
6. David Espinosa ('08-'13)	GP/LIN	585

Runs

1. John Allen ('07-'13)	FW/LAR	369
2. Albenis Machado ('06-'11)	EP/LIN	342
3. David Espinosa ('08-'13)	GP/LIN	340
4. Brian Fryer ('06-'11)	CB/FW	307
5. Jorge Alvarez ('06-'10,'12)	EP/SHR/GP	304
6. Marcos Rodriguez ('07,'09-'13)	PEN/FW/FM/SF	302

Doubles

1. John Allen ('07-'13)	FW/LAR	164
2. Jorge Alvarez ('06-'10,'12)	EP/SHR/GP	134
3. Andres Rodriguez ('09-'13)	SHR/GP	126
5. Marcos Rodriguez ('07,'09-'13)	PEN/FW/FM/SF	121
3. Juan Camacho ('06-'10)	EP/SC/GP/LIN	106
6. Brent Krause ('07-'11)	St. Paul	97

Triples

1. Mike Massaro ('11-'13)	Gary	45
2. Keanon Simon ('11-'13)	KC/GP	29
3. David Espinosa ('08-'13)	GP/LIN	27
4. Mike Conroy ('08-'09,'11-'12)	GP/WIC	28
5. Jake Whitesides ('06-'07)	St. Joe	20
6. J. Mojica ('06,'08-'09,'11-'13)	6 Teams	18

Home Runs

1. John Allen ('07-'13)	FW/LAR	87
2. Brandon Sing ('08,'10-'11)	PEN/SF	73
3. Ole Sheldon ('09-'13)	St. Paul	67
4. Brandon Jones ('07,'09-'13)	LIN/SC/KC/AMA	61
5. Palmer Karr ('06,'10-'13)	6 Teams	60
6. Greg Porter ('09-'12)	WIC/GP	59
Ray Sadler ('11-'13)	KC/WIN	59

RBI

1. John Allen ('07-'13)	FW/LAR	445
2. Andres Rodriguez ('09-'13)	SHR/GP	339
3. Jorge Alvarez ('06-'10,'12)	EP/SHR/GP	335
4. Marcos Rodriguez ('07,'09-'13)	PEN/FW/FM/SF	308
5. Greg Porter ('09-'12)	WIC/GP	286
6. Juan Camacho ('06-'10)	EP/SC/GP/LIN	285

Stolen Bases

1. Zach Penprase ('11-'13)	Fargo	120
2. Brian Fryer ('06-'11)	CB/FW	118
3. Maikol Gonzalez ('11-'13)	El Paso	108
4. Derek Schermerhorn ('08-'11)	SC/WIC	101
5. Dustin Jones ('07-'11)	Sioux City	89
6. David Espinosa ('08-'13)	GP/LIN	88

Wins

1. Ben Moore ('08-'11,'13)	Sioux Falls	49
2. Richard Salazar ('08-'13)	WIC/SHR/SC	45
3. Derek Blacksher ('09,'11-'13)	WIC/FW/GP	39
Charlie Ruud ('06-'09)	St. Paul	39
5. Joel Kirsten ('06-'11)	FW/SHR	36
Nick Singleton ('08-'12)	SC/WIC/KC	36

Losses

1. Ben Moore ('08-'11,'13)	Sioux Falls	36
2. Ty Marotz ('06-'12)	Sioux City	33
3. Joel Kirsten ('06-'11)	FW/SHR	31
4. Jason Jarvis ('08,'11-'13)	LIN/SC/WIN	30
5. Richard Salazar ('08-'13)	WIC/SHR/SC	28
6. Derek Blacksher ('09,'11-'13)	WIC/FW/GP	23
Josh Rainwater ('11-'13)	GP/KC/SC	23
Kyle Ruwe ('06-'07,'11-'13)	LIN/SP/SF	23

Saves

1. Chris Thompson ('07-'10)	PEN/EP/LIN	65
2. Josh Dew ('11-'13)	Wichita	56
3. Justin Dowdy ('09-'10,'13)	SHR/WIC/GP	53
4. Brett Reid ('07-'10)	Sioux City	52
Jon Hunton ('07-'08,'11-'12)	CB/FW/GP/LAR	51
6. Tony Pierce ('06-'09)	PEN/SP/SHR	49

Games Pitched

1. Dustin Cameron ('06-'11)	5 Teams	206
2. Vinnie DeChristofaro ('06-'09)	SJ/GP	160
3. Chad Povich ('10-'13)	SC/AMA/LAR	154
4. Kyle Foster ('07-'11)	St. Paul	145
5. Ty Marotz ('06-'12)	Sioux City	144
6. Jon Hunton ('07-'08,'11-'12)	FW/GP	141

Innings Pitched

1. Joel Kirsten ('06-'11)	FW/SHR	686.2
2. Ben Moore ('08-'11,'13)	Sioux Falls	685.0
3. Richard Salazar ('08-'13)	WIC/SHR/SC	658.1
4. Ty Marotz ('06-'12)	Sioux City	562.2
5. Derek Blacksher ('09,'11-'13)	WIC/FW/GP	538.0
6. Kyle Ruwe ('06-'07,'11-'13)	LIN/SP/SF	511.2

Walks

1. Richard Salazar ('08-'13)	WIC/SHR/EP	203
2. Ty Marotz ('06-'12)	Sioux City	196
3. Joel Kirsten ('06-'11)	FW/SHR	188
4. Nick Singleton ('08-'12)	SC/WIC/KC	182
5. Ben Moore ('08-'11,'13)	Sioux Falls	164
6. Jake Laber ('11-'13)	Fargo	156

Strikeouts

1. Ben Moore ('08-'11,'13)	Sioux Falls	608
2. Richard Salazar ('08-'13)	WIC/SHR/SC	460
3. Joel Kirsten ('06-'11)	FW/SHR	438
4. Ty Marotz ('06-'12)	Sioux City	400
5. Nick Singleton ('08-'12)	SC/WIC/KC	374
6. Derek Blacksher ('09,'11-'13)	WIC/FW/GP	356

AMERICAN ASSOCIATION SINGLE-SEASON RECORDS

Batting Average

1. Blake Gailen, 2011	Lincoln	.406
2. Beau Torbert, 2010	Sioux Falls	.394
3. Chris Garcia, 2010	Shreveport	.383
4. Greg Porter, 2010	Grand Prairie	.379
5. Pichi Balet, 2006	Lincoln	.378
Stephen Douglas, 2011	EP/GP	.378

Runs

1. Fehlandt Lentini, 2011	AMA/WIN	98
2. Zach Penprase, 2012	F-M	95
Ryan Patterson, 2011	WIC/FW/SP	95
4. Jake Kahaulielio, 2013	Wichita	91
5. Reggie Abercrombie, 2010	Sioux Falls	89

Hits

1. Stephen Douglas, 2011	EP/GP	160
2. Beau Torbert, 2010	Sioux Falls	155
3. Jorge Alvarez, 2007	El Paso	148
4. Lee Cruz, 2011	Amarillo	144
Greg Porter, 2010	Grand Prairie	144

Doubles

1. Jorge Alvarez, 2007	El Paso	43
2. Cory Patton, 2013	Amarillo	38
Lee Cruz, 2011	Amarillo	38
Stephen Douglas, 2011	EP/GP	38
Fehlandt Lentini, 2011	AMA/WIN	38
Jason Cooper, 2010	St. Paul	38
Beau Torbert, 2010	Sioux Falls	38

Triples

1. Mike Massaro, 2013	Gary	17
2. Mike Massaro, 2011	Gary	16
Keanon Simon, 2011	Kansas City	16
4. Nick Van Stratten, 2013	Sioux Falls	14
5. Jake Whitesides, 2006	St. Joe	13

Home Runs

1. C.J. Ziegler, 2013	Wichita	30
2. Tim Pahuta, 2013	Sioux Falls	29
3. Brandon Sing, 2010	Sioux Falls	27
4. Brandon Sing, 2011	Sioux Falls	24
Beau Torbert, 2010	Sioux Falls	24

Runs Batted In

1. Cesar Nicolas, 2009	Grand Prairie	103
2. Ray Sadler, 2011	Kansas City	100
Beau Torbert, 2010	Sioux Falls	100
4. C.J. Ziegler, 2013	Wichita	99
5. Lee Cruz, 2011	Amarillo	94

Stolen Bases

1. Joavanny Rosario, 2010	Shreveport	57
2. Brian Fryer, 2008	Fort Worth	50
3. Maikol Gonzalez, 2013	Lincoln	47
Zach Penprase, 2012	F-M	47
5. Evan Tartaglia, 2006	CB/Lincoln	45

Earned Run Average

1. Kyle Middleton, 2009	Pensacola	1.75
2. Lindsay Gulin, 2006	Lincoln	2.10
3. Nick Singleton, 2008	Sioux City	2.24
4. Jeff Blitstein, 2006	Lincoln	2.31
5. Nick Singleton, 2010	Wichita	2.36

Wins

1. Josh Lowey, 2012	Wichita	15
2. Josh Rainwater, 2011	Grand Prairie	14
Pedro Flores, 2008	Fort Worth	14
Cory Walters, 2006	Fort Worth	14
4. Lindsay Gulin, 2011	Lincoln	13
Ben Moore, 2011	Sioux Falls	13
Ryan Ford, 2008	Sioux Falls	13

Losses

1. Andy Noga, 2013	Sioux City	12
Dusty Bergman, 2008	SC/Lincoln	12
Justin Phillips, 2008	Shreveport	12
TJ Hendricks, 2007	SHR/CB	12
Brian Buchanan, 2007	SJ/SC	12

Saves

1. Kris Regas, 2008	Sioux Falls	30
Chris Thompson, 2009	El Paso/Lincoln	30
3. Tom Boleska, 2012	F-M	29
4. Josh Dew, 2013	Wichita	27
R.J. Rodriguez, 2013	Lincoln	27

Games Pitched

1. Jared Simon, 2012	Wichita	57
Nick Walters, 2012	Sioux City	57
3. Ronnie Morales, 2012	Grand Prairie	55
4. Dustin Pease, 2010	Wichita	54
5. Several tied with		53

Innings Pitched

1. Ben Moore, 2013	Sioux Falls	155.1
Kyle Ruwe, 2013	Sioux Falls	155.1
3. Mark Hamburger, 2013	St. Paul	149.0
4. Nick Schumacher, 2011	Sioux City	148.2
5. John Brownell, 2012	Grand Prairie	148.0

Walks

1. Trevor Fox, 2009	Sioux City	82
Shaun Ellis, 2010	El Paso	82
3. Junior Guerra, 2011	Wichita	72
4. Osvaldo Rodriguez, 2011	Shreveport	71
5. DJ Mattox, 2010	El Paso	70

Strikeouts

1. Ben Moore, 2011	Sioux Falls	144
2. Ben Moore, 2013	Sioux Falls	131
3. Junior Guerra, 2013	Wichita	126
Ben Moore, 2010	Sioux Falls	126
5. Nick Schumacher, 2011	Sioux City	123

Master League Schedule - All times Central.

Thursday, May 15

Winnipeg at Amarillo - 7:05
Lincoln at Kansas City - 7:05
Gary at St. Paul - 7:05
Sioux City at Sioux Falls - 7:05
Grand Prairie at Wichita - 7:05
Fargo at Laredo - 7:30

Friday, May 16

Winnipeg at Amarillo - 7:05
Lincoln at Kansas City - 7:05
Gary at St. Paul - 7:05
Sioux City at Sioux Falls - 7:05
Grand Prairie at Wichita - 7:05
Fargo at Laredo - 7:30

Saturday, May 17

Winnipeg at Amarillo - 7:05
Lincoln at Kansas City - 7:05
Gary at St. Paul - 7:05
Sioux Falls at Sioux City - 7:05
Grand Prairie at Wichita - 7:05
Fargo at Laredo - 7:30

Sunday, May 18

Gary at St. Paul - 1:05
Grand Prairie at Wichita - 2:05
Sioux City at Sioux Falls - 4:05
Lincoln at Kansas City - 5:05
Winnipeg at Amarillo - 6:05
Fargo at Laredo - 7:30

Monday, May 19

Fargo at Amarillo - 7:05
Lincoln at Grand Prairie - 7:05
St. Paul at Sioux City - 7:05
Gary at Sioux Falls - 7:05
Kansas City at Wichita - 7:05
Winnipeg at Laredo - 7:30

Tuesday, May 20

Lincoln at Grand Prairie - 10:35 am
St. Paul at Sioux City - 11:05 am
Fargo at Amarillo - 7:05
Gary at Sioux Falls - 7:05
Kansas City at Wichita - 7:05
Winnipeg at Laredo - 7:30

Wednesday, May 21

Winnipeg at Laredo - 10:00 am
Lincoln at Grand Prairie - 10:35 am
Fargo at Amarillo - 7:05
St. Paul at Sioux City - 7:05
Kansas City at Wichita - 7:05

Thursday, May 22

Laredo at Grand Prairie - 7:05
Fargo at Kansas City - 7:05
Sioux Falls at St. Paul - 7:05
Amarillo at Sioux City - 7:05
Wichita at Gary - 7:10

Friday, May 23

Laredo at Grand Prairie - 7:05
Fargo at Kansas City - 7:05
Winnipeg at Lincoln - 7:05
Sioux Falls at St. Paul - 7:05
Amarillo at Sioux City - 7:05
Wichita at Gary - 7:10

Saturday, May 24

Wichita at Gary - 6:10
Laredo at Grand Prairie - 7:05
Fargo at Kansas City - 7:05
Sioux Falls at St. Paul - 7:05
Amarillo at Sioux City - 7:05
Winnipeg at Lincoln - 7:45

Sunday, May 25

Laredo at Grand Prairie - 2:05
Winnipeg at Lincoln - 2:05
Wichita at Gary - 2:10
Sioux Falls at St. Paul - 5:05
Amarillo at Sioux City - 6:05
Fargo at Kansas City - 7:05

Monday, May 26

Kansas City at Gary - 4:10
Grand Prairie at Lincoln - 5:05
Sioux Falls at Fargo - 6:00
Sioux City at Winnipeg - 7:00
Trois-Rivieres at Amarillo - 7:05
Laredo at Wichita - 7:05

Tuesday, May 27

Sioux Falls at Fargo - 11:00 am
Grand Prairie at Lincoln - 5:05, DH
St. Paul at Rockland - 6:05
Sioux City at Winnipeg - 7:00
Trois-Rivieres at Amarillo - 7:05
Laredo at Wichita - 7:05
Kansas City at Gary - 7:10

Wednesday, May 28

St. Paul at Rockland - 9:30 am
Kansas City at Gary - 11:00 am
Sioux City at Winnipeg - 11:00 am
Sioux Falls at Fargo - 7:02
Trois-Rivieres at Amarillo - 7:05
Laredo at Wichita - 7:05

Thursday, May 29

St. Paul at Rockland - 6:05
Lincoln at Winnipeg - 7:00
Sioux City at Fargo - 7:02
Grand Prairie at Amarillo - 7:05
Kansas City at Sioux Falls - 7:05
Laredo at Wichita - 7:05

Friday, May 30

St. Paul at New Jersey - 6:05
Lincoln at Winnipeg - 7:00
Sioux City at Fargo - 7:02
Grand Prairie at Amarillo - 7:05
Kansas City at Sioux Falls - 7:05
Gary at Wichita - 7:05
Trois-Rivieres at Laredo - 7:30

Saturday, May 31

St. Paul at New Jersey - 5:55
Sioux City at Fargo - 6:00
Lincoln at Winnipeg - 6:00
Kansas City at Sioux Falls - 6:05
Grand Prairie at Amarillo - 7:05
Gary at Wichita - 7:05
Trois-Rivieres at Laredo - 7:30

Sunday, June 1

Sioux City at Fargo - 1:00
St. Paul at New Jersey - 1:05
Lincoln at Winnipeg - 1:30
Gary at Wichita - 2:05
Kansas City at Sioux Falls - 4:05
Grand Prairie at Amarillo - 6:05
Trois-Rivieres at Laredo - 7:30

Monday, June 2

St. Paul at Quebec - 6:05
3-Rivieres at Grand Prairie - 7:05
Wichita at Kansas City - 7:05
Gary at Sioux City - 7:05
Winnipeg at Sioux Falls - 7:05
Amarillo at Laredo - 7:30

Tuesday, June 3

Fargo at Lincoln (DH) - 5:05
St. Paul at Quebec - 6:05
3-Rivieres at Grand Prairie - 7:05
Wichita at Kansas City - 7:05
Gary at Sioux City - 7:05
Winnipeg at Sioux Falls - 7:05
Amarillo at Laredo - 7:30

Wednesday, June 4

Wichita at Kansas City - 11:05 am
St. Paul at Quebec - 6:05
3-Rivieres at Grand Prairie - 7:05
Fargo at Lincoln - 7:05
Gary at Sioux City - 7:05
Winnipeg at Sioux Falls - 7:05
Amarillo at Laredo - 7:30

Thursday, June 5

St. Paul at Quebec - 6:05
3-Rivieres at Grand Prairie - 7:05
Wichita at Kansas City - 7:05
Fargo at Lincoln - 7:05
Gary at Sioux City - 7:05
Winnipeg at Sioux Falls - 7:05

Friday, June 6

Winnipeg at Fargo - 7:02
Wichita at Grand Prairie - 7:05
Laredo at Kansas City - 7:05
Amarillo at Lincoln - 7:05
Sioux City at St. Paul - 7:05
Sioux Falls at Gary - 7:10

Saturday, June 7

Winnipeg at Fargo - 6:00
Sioux Falls at Gary - 6:10
Laredo at Kansas City - 7:05
Amarillo at Lincoln - 7:05
Sioux City at St. Paul - 7:05

Sunday, June 8

Winnipeg at Fargo - 1:00
Wichita at G.P. (DH) - 1:05
Sioux City at St. Paul - 1:05
Amarillo at Lincoln - 2:05
Sioux Falls at Gary - 2:10
Laredo at Kansas City - 5:05

Monday, June 9

Laredo at Amarillo - 7:05
Sioux Falls at St. Paul - 7:05
Sioux City at Gary - 7:10

Tuesday, June 10

Grand Prairie at Winnipeg - 7:00
Lincoln at Fargo - 7:02
Laredo at Amarillo - 7:05
Sioux Falls at St. Paul - 7:05
Kansas City at Wichita - 7:05
Sioux City at Gary - 7:10

Wednesday, June 11

Grand Prairie at Winnipeg - 7:00
Lincoln at Fargo - 7:02
Laredo at Amarillo - 7:05
Sioux Falls at St. Paul - 7:05
Kansas City at Wichita - 7:05
Sioux City at Gary - 7:10

Thursday, June 12

G.P. at Winnipeg - 11:00 am
Lincoln at Fargo - 7:02
Kansas City at Wichita - 7:05

Friday, June 13

St. Paul at Winnipeg - 7:00
Wichita at Amarillo - 7:05
Gary at Lincoln - 7:05
Grand Prairie at Sioux City - 7:05
Fargo at Sioux Falls - 7:05
Kansas City at Laredo - 7:30

Saturday, June 14

St. Paul at Winnipeg - 6:00
Fargo at Sioux Falls - 6:05
Wichita at Amarillo - 7:05
Gary at Lincoln - 7:05
Grand Prairie at Sioux City - 7:05
Kansas City at Laredo - 7:30

Sunday, June 15

St. Paul at Winnipeg - 1:30
Gary at Lincoln - 2:05
Fargo at Sioux Falls - 4:05
Wichita at Amarillo - 6:05
Grand Prairie at Sioux City - 6:05
Kansas City at Laredo - 7:30

Monday, June 16

Gary at Grand Prairie - 7:05
Lincoln at St. Paul - 7:05
Wichita at Laredo - 7:30

Tuesday, June 17

Lincoln at St. Paul - 1:05
Winnipeg at New Jersey - 6:05
Rockland at Fargo - 7:02
Gary at Grand Prairie - 7:05
Sioux City at Kansas City - 7:05
Amarillo at Sioux Falls - 7:05
Wichita at Laredo - 7:30

Wednesday, June 18

S. City at Kansas City - 11:05 am
Amarillo at Sioux Falls - 12:05
Winnipeg at New Jersey - 6:05
Rockland at Fargo - 7:02
Gary at Grand Prairie - 7:05
Lincoln at St. Paul - 7:05
Wichita at Laredo - 7:30

Thursday, June 19

Rockland at Fargo - 12:30
Winnipeg at New Jersey - 6:05
Sioux City at Kansas City - 7:05
Lincoln at St. Paul - 7:05
Amarillo at Sioux Falls - 7:05

Friday, June 20

Winnipeg at Quebec - 6:05
Amarillo at Grand Prairie - 7:05
Laredo at Kansas City - 7:05
Rockland at St. Paul - 7:05
Sioux Falls at Sioux City - 7:05
Fargo at Wichita - 7:05
Lincoln at Gary - 7:10

Saturday, June 21

Winnipeg at Quebec - 5:05
Lincoln at Gary - 6:10
Amarillo at Grand Prairie - 7:05
Laredo at Kansas City - 7:05
Rockland at St. Paul - 7:05
Sioux Falls at Sioux City - 7:05
Fargo at Wichita - 7:05

Sunday, June 22

Winnipeg at Quebec - 12:05
Rockland at St. Paul - 1:05
Amarillo at Grand Prairie - 2:05
Fargo at Wichita - 2:05
Lincoln at Gary - 2:10
Laredo at Kansas City - 5:05
Sioux Falls at Sioux City - 6:05

Monday, June 23

Winnipeg at Trois-Rivieres - 6:05
St. Paul at Fargo - 7:02
Kansas City at Amarillo - 7:05
Laredo at Lincoln - 7:05
Rockland at Sioux City - 7:05
Grand Prairie at Wichita - 7:05
Sioux Falls at Gary - 7:10

Tuesday, June 24

Winnipeg at Trois-Rivieres - 6:05
St. Paul at Fargo - 7:02
Kansas City at Amarillo - 7:05
Laredo at Lincoln - 7:05
Rockland at Sioux City - 7:05
Grand Prairie at Wichita - 7:05
Sioux Falls at Gary - 7:10

Wednesday, June 25

Winnipeg at Trois-Rivieres - 6:05
St. Paul at Fargo - 7:02
Kansas City at Amarillo - 7:05
Laredo at Lincoln - 7:05
Rockland at Sioux City - 7:05
Grand Prairie at Wichita - 7:05
Sioux Falls at Gary - 7:10

Thursday, June 26

Grand Prairie at Wichita - 11:05
Winnipeg at Trois-Rivieres - 6:05
St. Paul at Fargo - 7:02
Kansas City at Amarillo - 7:05
Rockland at Sioux City - 7:05
Sioux Falls at Gary - 7:10

Friday, June 27

Fargo at Winnipeg - 7:00
Sioux City at Amarillo - 7:05
Gary at Kansas City - 7:05
Wichita at Lincoln - 7:05
St. Paul at Sioux Falls - 7:05
Grand Prairie at Laredo - 7:30

Saturday, June 28

Fargo at Winnipeg - 6:00
St. Paul at Sioux Falls - 6:05
Sioux City at Amarillo - 7:05
Gary at Kansas City - 7:05
Wichita at Lincoln - 7:05
Grand Prairie at Laredo - 7:30

Sunday, June 29

Fargo at Winnipeg - 1:30
Wichita at Lincoln - 2:05
St. Paul at Sioux Falls - 4:05
Gary at Kansas City - 5:05
Sioux City at Amarillo - 6:05
Grand Prairie at Laredo - 7:30

Monday, June 30

Fargo at Winnipeg - 7:00
Sioux City at Grand Prairie - 7:05
Gary at Sioux Falls - 7:05
Amarillo at Wichita - 7:05

Tuesday, July 1

Kansas City at Winnipeg - 4:00
Sioux City at Grand Prairie - 7:05
Fargo at St. Paul - 7:05
Gary at Sioux Falls - 7:05
Amarillo at Wichita - 7:05
Lincoln at Laredo - 7:30

Wednesday, July 2

Sioux City at G.P. - 11:05 a.m.
Kansas City at Winnipeg - 7:00
Fargo at St. Paul - 7:05
Gary at Sioux Falls - 7:05
Amarillo at Wichita - 7:05
Lincoln at Laredo - 7:30

Thursday, July 3

Kansas City at Winnipeg - 6:00
Lincoln at Laredo - 6:30
Fargo at St. Paul - 7:05
Wichita at Sioux City - 7:05
Gary at Sioux Falls - 7:05

Friday, July 4

Lincoln at Grand Prairie - 6:05
Winnipeg at Fargo - 7:02
Laredo at Amarillo - 7:05
Sioux Falls at Kansas City - 7:05
Wichita at Sioux City - 7:05
St. Paul at Gary - 7:10

Saturday, July 5

Winnipeg at Fargo - 6:00
St. Paul at Gary - 6:10
Laredo at Amarillo - 7:05
Lincoln at Grand Prairie - 7:05
Sioux Falls at Kansas City - 7:05
Wichita at Sioux City - 7:05

Sunday, July 6

Winnipeg at Fargo - 1:00
Lincoln at Grand Prairie - 2:05
St. Paul at Gary - 2:10
Sioux Falls at Kansas City - 5:05
Laredo at Amarillo - 6:05

Monday, July 7

Laredo at Lincoln - 7:05
Sioux Falls at Wichita - 7:05

Tuesday, July 8

Sioux City at Winnipeg - 7:00
Gary at Fargo - 7:02
Grand Prairie at Kansas City - 7:05
Laredo at Lincoln - 7:05
Amarillo at St. Paul - 7:05
Sioux Falls at Wichita - 7:05

Wednesday, July 9

Sioux City at Winnipeg - 7:00
Gary at Fargo - 7:02
Grand Prairie at Kansas City - 7:05
Laredo at Lincoln - 7:05
Amarillo at St. Paul - 7:05
Sioux Falls at Wichita - 7:05

Thursday, July 10

Gary at Fargo - 12:30
Sioux City at Winnipeg - 7:00
Grand Prairie at Kansas City - 7:05
Amarillo at St. Paul - 7:05

Friday, July 11

Lincoln at New Jersey - 6:05
Gary at Winnipeg - 7:00
Kansas City at St. Paul - 7:05
Fargo at Sioux City - 7:05
Grand Prairie at Sioux Falls - 7:05
Amarillo at Wichita - 7:05
Quebec at Laredo - 7:30

All times Central.

Saturday, July 12

Lincoln at New Jersey - 5:35
Gary at Winnipeg - 6:00
Kansas City at St. Paul - 7:05
Fargo at Sioux City - 7:05
Grand Prairie at Sioux Falls - 7:05
Amarillo at Wichita - 7:05
Quebec at Laredo - 7:30

Sunday, July 13

Lincoln at New Jersey - 1:05
Gary at Winnipeg - 1:30
Kansas City at St. Paul - 1:05
Amarillo at Wichita - 2:05
Grand Prairie at Sioux Falls - 4:05
Fargo at Sioux City - 6:05
Quebec at Laredo - 7:30

Monday, July 14

Quebec at Amarillo - 7:05
Kansas City at Sioux City - 7:05
Fargo at Gary - 7:10

Tuesday, July 15

Lincoln at Trois-Rivieres - 6:05
St. Paul at Winnipeg - 7:00
Quebec at Amarillo - 7:05
Wichita at Grand Prairie - 7:05
Kansas City at Sioux City - 7:05
Laredo at Sioux Falls - 7:05
Fargo at Gary - 7:10

Wednesday, July 16

Fargo at Gary - 12:10
Lincoln at Trois-Rivieres - 6:05
St. Paul at Winnipeg - 7:00
Quebec at Amarillo - 7:05
Wichita at Grand Prairie - 7:05
Kansas City at Sioux City - 7:05
Laredo at Sioux Falls - 7:05

Thursday, July 17

St. Paul at Winnipeg - 12:00
Lincoln at Trois-Rivieres - 6:05
Wichita at Grand Prairie - 7:05
Laredo at Sioux Falls - 7:05

Friday, July 18

Lincoln at Rockland - 6:05
Sioux Falls at Fargo - 7:02
Quebec at Grand Prairie - 7:05
Winnipeg at Kansas City - 7:05
Laredo at St. Paul - 7:05
Sioux City at Wichita - 7:05
Amarillo at Gary - 7:10

Saturday, July 19

Lincoln at Rockland - 5:30
Sioux Falls at Fargo - 6:00
Amarillo at Gary - 6:10
Quebec at Grand Prairie - 7:05
Winnipeg at Kansas City - 7:05
Laredo at St. Paul - 7:05
Sioux City at Wichita - 7:05

Sunday, July 20

Lincoln at Rockland - 1:00
Sioux Falls at Fargo - 1:00
Winnipeg at Kansas City - 1:05
Laredo at St. Paul - 1:05
Sioux City at Wichita - 2:05
Amarillo at Gary - 2:10
Quebec at Grand Prairie - 6:05

Monday, July 21

Fargo at Winnipeg - 7:00
Grand Prairie at Kansas City - 7:05
Sioux Falls at St. Paul - 7:05
Gary at Sioux City - 7:05
Laredo at Wichita - 7:05

Tuesday, July 22

Fargo at Winnipeg - 7:00
Grand Prairie at Kansas City - 7:05
Amarillo at Lincoln - 7:05
Sioux Falls at St. Paul - 7:05
Gary at Sioux City - 7:05
Laredo at Wichita - 7:05

Wednesday, July 23

Sioux Falls at St. Paul - 1:05
Fargo at Winnipeg - 7:00
Grand Prairie at Kansas City - 7:05
Amarillo at Lincoln - 7:05
Gary at Sioux City - 7:05
Laredo at Wichita - 7:05

Thursday, July 24

Amarillo at Lincoln - 7:05
Sioux Falls at St. Paul - 7:05
Gary at Sioux City - 7:05
Laredo at Wichita - 7:05

Friday, July 25

St. Paul at Fargo - 7:02
Wichita at Amarillo - 7:05
Kansas City at Lincoln - 7:05
Sioux City at Sioux Falls - 7:05
Winnipeg at Gary - 7:10
Grand Prairie at Laredo - 7:30

Saturday, July 26

St. Paul at Fargo - 6:00
Winnipeg at Gary - 6:10
Wichita at Amarillo - 7:05
Kansas City at Lincoln - 7:05
Sioux City at Sioux Falls - 7:05
Grand Prairie at Laredo - 7:30

Sunday, July 27

St. Paul at Fargo - 1:00
Kansas City at Lincoln - 2:05
Winnipeg at Gary - 2:10
Sioux City at Sioux Falls - 4:05
Wichita at Amarillo - 6:05
Grand Prairie at Laredo - 7:30

Monday, July 28

No games scheduled

Tuesday, July 29

All-Star Game at Winnipeg - 7:00

Wednesday, July 30

Grand Prairie at Lincoln - 7:05
Fargo at Sioux City - 7:05
Winnipeg at Sioux Falls - 7:05
Kansas City at Gary - 7:10
Amarillo at Laredo - 7:30

Thursday, July 31

Grand Prairie at Lincoln - 7:05
Wichita at St. Paul - 7:05
Fargo at Sioux City - 7:05
Winnipeg at Sioux Falls - 7:05
Kansas City at Gary - 7:10
Amarillo at Laredo - 7:30

Friday, August 1

Grand Prairie at Lincoln - 7:05
Wichita at St. Paul - 7:05
Fargo at Sioux City - 7:05
Winnipeg at Sioux Falls - 7:05
Kansas City at Gary - 7:10
Amarillo at Laredo - 7:30

Saturday, August 2

Kansas City at Gary - 6:10
Grand Prairie at Lincoln - 7:05
Wichita at St. Paul - 7:05
Fargo at Sioux City - 7:05
Winnipeg at Sioux Falls - 7:05
Amarillo at Laredo - 7:30

Sunday, August 3

St. Paul at Kansas City - 5:05
Lincoln at Gary - 5:10
Wichita at Fargo - 6:00
Sioux Falls at Amarillo - 6:05
Laredo at Grand Prairie - 6:05
Winnipeg at Sioux City - 6:05

Monday, August 4

Wichita at Fargo - 7:02
Sioux Falls at Amarillo - 7:05
Laredo at Grand Prairie - 7:05
St. Paul at Kansas City - 7:05
Winnipeg at Sioux City - 7:05
Lincoln at Gary - 7:10

Tuesday, August 5

Wichita at Fargo - 7:02
Sioux Falls at Amarillo - 7:05
Laredo at Grand Prairie - 7:05
St. Paul at Kansas City - 7:05
Winnipeg at Sioux City - 7:05
Lincoln at Gary - 7:10

Wednesday, August 6

Wichita at Fargo - 7:02
Sioux Falls at Amarillo - 7:05
Laredo at Grand Prairie - 7:05
St. Paul at Kansas City - 7:05
Winnipeg at Sioux City - 7:05
Lincoln at Gary - 7:10

Thursday, August 7

Sioux City at St. Paul - 12:05
Wichita at Winnipeg - 7:00
Gary at Fargo - 7:02
Amarillo at Grand Prairie - 7:05
Sioux Falls at Lincoln - 7:05

Friday, August 8

Wichita at Winnipeg - 7:00
Gary at Fargo - 7:02
Amarillo at Grand Prairie - 7:05
Sioux Falls at Lincoln - 7:05
Sioux City at St. Paul - 7:05
Kansas City at Laredo - 7:30

Saturday, August 9

Gary at Fargo - 6:00
Wichita at Winnipeg - 6:00
Amarillo at Grand Prairie - 7:05
Sioux Falls at Lincoln - 7:05
Sioux City at St. Paul - 7:05
Kansas City at Laredo - 7:30

Sunday, August 10

Gary at Fargo - 1:00
Sioux City at St. Paul - 1:05
Wichita at Winnipeg - 1:30
Sioux Falls at Lincoln - 5:05
Amarillo at Grand Prairie - 6:05
Kansas City at Laredo - 7:30

Monday, August 11

Wichita at Lincoln - 7:05
Sioux City at Gary - 7:10
Kansas City at Laredo - 7:30

Tuesday, August 12

Fargo at Quebec - 6:05
St. Paul at Winnipeg - 7:00
Kansas City at Amarillo - 7:05
Wichita at Lincoln - 7:05
New Jersey at Sioux Falls - 7:05
Sioux City at Gary - 7:10
Grand Prairie at Laredo - 7:30

Wednesday, August 13

New Jersey at Sioux Falls - 12:05
Fargo at Quebec - 6:05
St. Paul at Winnipeg - 7:00
Kansas City at Amarillo - 7:05
Wichita at Lincoln - 7:05
Sioux City at Gary - 7:10
Grand Prairie at Laredo - 7:30

Thursday, August 14

Fargo at Quebec - 6:05
St. Paul at Winnipeg - 7:00
Kansas City at Amarillo - 7:05
Lincoln at Sioux City - 7:05
New Jersey at Sioux Falls - 7:05
Grand Prairie at Laredo - 7:30

Friday, August 15

Fargo at Trois-Rivieres - 6:05
Laredo at Amarillo - 7:05
Gary at Kansas City - 7:05
New Jersey at St. Paul - 7:05
Lincoln at Sioux City - 7:05
Winnipeg at Sioux Falls - 7:05
Grand Prairie at Wichita - 7:05

Saturday, August 16

Winnipeg at Sioux Falls - 6:05
Fargo at Trois-Rivieres - 6:05
Laredo at Amarillo - 7:05
Gary at Kansas City - 7:05
New Jersey at St. Paul - 7:05
Lincoln at Sioux City - 7:05
Grand Prairie at Wichita - 7:05

Sunday, August 17

Fargo at Trois-Rivieres - 12:35
New Jersey at St. Paul - 1:05
Grand Prairie at Wichita - 2:05
Winnipeg at Sioux Falls - 4:05
Gary at Kansas City - 5:05
Laredo at Amarillo - 6:05
Lincoln at Sioux City - 6:05

Monday, August 18

Fargo at Rockland - 6:05
New Jersey at Winnipeg - 7:00
Laredo at Grand Prairie - 7:05
Amarillo at Kansas City - 7:05
Lincoln at Wichita - 7:05
St. Paul at Gary - 7:10

Tuesday, August 19

Fargo at Rockland - 6:05
New Jersey at Winnipeg - 7:00
Laredo at Grand Prairie - 7:05
Amarillo at Kansas City - 7:05
Sioux City at Sioux Falls - 7:05
Lincoln at Wichita - 7:05
St. Paul at Gary - 7:10

Wednesday, August 20

Fargo at Rockland - 6:05
New Jersey at Winnipeg - 7:00
Laredo at Grand Prairie - 7:05
Amarillo at Kansas City - 7:05
Sioux City at Sioux Falls - 7:05
Lincoln at Wichita - 7:05
St. Paul at Gary - 7:10

Thursday, August 21

Sioux Falls at Winnipeg - 7:00
Grand Prairie at Amarillo - 7:05
St. Paul at Lincoln - 7:05
Kansas City at Gary - 7:10
Wichita at Laredo - 7:30

Friday, August 22

Sioux Falls at Winnipeg - 7:00
Sioux City at Fargo - 7:02
Grand Prairie at Amarillo - 7:05
St. Paul at Lincoln - 7:05
Kansas City at Gary - 7:10
Wichita at Laredo - 7:30

Saturday, August 23

Sioux City at Fargo - 6:00
Sioux Falls at Winnipeg - 6:00
Kansas City at Gary - 6:10
Grand Prairie at Amarillo - 7:05
St. Paul at Lincoln - 7:05
Wichita at Laredo - 7:30

Sunday, August 24

Sioux City at Fargo - 1:00
Sioux Falls at Winnipeg - 1:30
Kansas City at Gary - 2:10
St. Paul at Lincoln - 2:05
Grand Prairie at Amarillo - 6:05
Wichita at Laredo - 7:30

Monday, August 25

Wichita at Grand Prairie - 7:05
Amarillo at Laredo - 7:30

Tuesday, August 26

Kansas City at Fargo - 7:02
Wichita at Grand Prairie - 7:05
Winnipeg at St. Paul - 7:05
Gary at Sioux City - 7:05
Lincoln at Sioux Falls - 7:05
Amarillo at Laredo - 7:30

Wednesday, August 27

Kansas City at Fargo - 7:02
Wichita at Grand Prairie - 7:05
Winnipeg at St. Paul - 7:05
Gary at Sioux City - 7:05
Lincoln at Sioux Falls - 7:05
Amarillo at Laredo - 7:30

Thursday, August 28

Kansas City at Fargo - 12:30
Winnipeg at St. Paul - 7:05
Gary at Sioux City - 7:05
Lincoln at Sioux Falls - 7:05
Amarillo at Laredo - 7:30

Friday, August 29

S.C. at Lincoln, G1 - 11:05 am
Gary at Winnipeg - 7:00
Sioux Falls at Fargo - 7:02
Amarillo at Grand Prairie - 7:05
Sioux City at Lincoln, G2 - 7:05
St. Paul at Kansas City - 7:05
Laredo at Wichita - 7:05

Saturday, August 30

Gary at Winnipeg - 6:00
Sioux Falls at Fargo - 6:00
Amarillo at Grand Prairie - 7:05
St. Paul at Kansas City - 7:05
Laredo at Wichita - 7:05

Sunday, August 31

Gary at Winnipeg - 1:30
Amarillo at Grand Prairie - 2:05
Sioux City at Lincoln - 2:05
Laredo at Wichita - 2:05
Sioux Falls at Fargo - 6:00
St. Paul at Kansas City - 7:05

Monday, September 1

Sioux Falls at Fargo - 1:00
St. Paul at Kansas City - 1:05
Sioux City at Lincoln - 2:05
Laredo at Wichita - 5:05
Gary at Winnipeg - 7:00
Amarillo at Grand Prairie - 7:05

Wednesday, September 3

Playoff Semifinals
Division Winner vs. Division Winner
Wild Card vs. Division Winner

Thursday, September 4

Playoff Semifinals
Division Winner vs. Division Winner
Wild Card vs. Division Winner

Friday, September 5

No games

Saturday, September 6

Playoff Semifinals
Division Winner vs. Division Winner
Wild Card vs. Division Winner

Sunday, September 7

Playoff Semifinals (if necessary)
Division Winner vs. Division Winner
Wild Card vs. Division Winner

Monday, September 8

Playoff Semifinals (if necessary)
Division Winner vs. Division Winner
Wild Card vs. Division Winner

Tuesday, September 9

No games

Wednesday, September 10

Championship Series
Team with best winning percentage at other first round winner

Thursday, September 11

Championship Series
Team with best winning percentage at other first round winner

Friday, September 12

No games

Saturday, September 13

Championship Series
Other first round winner at team with best winning percentage

Sunday, September 14

Championship Series
Other first round winner at team with best winning percentage (if necessary)

Monday, September 15

Championship Series
Other first round winner at team with best winning percentage (if necessary)

MANNY
MACHADO



The MARK of a PRO®

the OFFICIAL BATTING HELMET
of MAJOR LEAGUE BASEBALL®



RAWLINGS.COM • facebook.com/rawlings • 1-800-RAWLINGS

©Rawlings Sporting Goods Company, Inc., a subsidiary of Jarden Corporation (NYSE: JAH)

Major League Baseball trademarks and copyrights are used with permission of Major League Baseball Properties, Inc. Visit MLB.com