

# AMERICAN ASSOCIATION 2013 MEDIA GUIDE

*Edited by Hoffman Wolff*

1415 Highway 54 West, Suite 210,  
Durham, NC 27707.  
Phone: (919) 401-8150.  
Fax: (919) 401-8152.  
AmericanAssociationBaseball.com.



## LEAGUE ADMINISTRATION

**Commissioner:** Miles Wolff.

**President:** Dan Moushon.

**Director of Umpires:** Kevin Winn.

## LEAGUE DIRECTORS

**Mark Lee,** Amarillo Sox

**Matt LaBranche,** El Paso Diablos

**Bruce Thom,** Fargo-Moorhead RedHawks

**Scott Berry,** Grand Prairie AirHogs

**Patrick Salvi,** Gary SouthShore RailCats

**John Ehlert,** Kansas City T-Bones

**Mark Schuster,** Laredo Lemurs

**Jim Abel,** Lincoln Saltdogs

**Marv Goldklang,** St. Paul Saints

**John Roost,** Sioux City Explorers

**Brian Schoenborn,** Sioux Falls Canaries

**Steve Ruud,** Wichita Wingnuts

**Sam Katz,** Winnipeg Goldeyes

## PLAYOFFS

Three division winners and one wild card play in best-of-five series. Winners play for best-of-five American Association championship.

## ROSTER RULES

The roster limit for a American Association club is 22 players. An additional two players may be on the disabled list during the regular season. Of those 22 players, a maximum of four may be veterans and minimum of four must be rookies. The remaining players will be designated limited service players and of those LS players only six (6) may be LS-4.

During the pre-season, a maximum of 28 players may be under contract at any one time without regard to classification. The 22 active player roster must be met two days before the start of the regular season.

## Definitions

**Year of Service:** A year of service for American Association players is 75 official at bats or more in a National Association or independent league or leagues, or 30 innings or more pitched in a National Association or independent league or leagues, in any season prior to the present calendar year. For independent and short season/rookie league service, the first two years of service equals one National Association year. For foreign players, the classification and salary level will be determined by the league office.

**Rookie:** A player with less than one year of service.

**LS-1:** A player with fewer than two years of service.

**LS-2:** A player with fewer than three years of service.

**LS-3:** A player with fewer than four years of service.

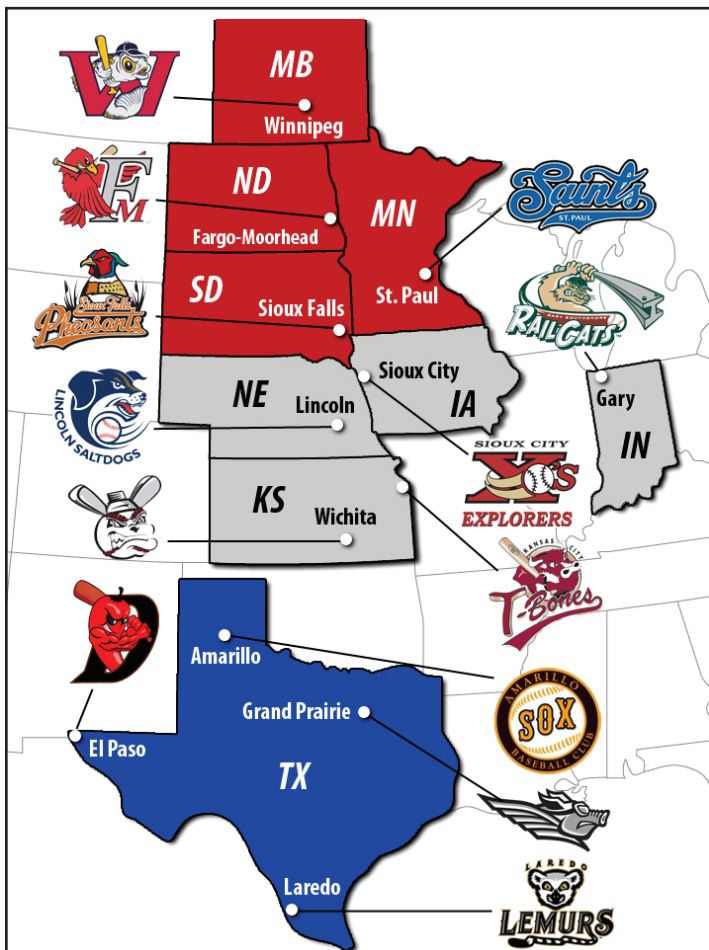
**LS-4:** A player with fewer than five years of service. Three of the six LS-4 players may be an LS-5.

**LS-5:** A player with less than 6 years of service.

**Veteran:** A player with six or more years of service. If a player has six or more years of service but has not reached the age of 26 by September 1 of that season, he will be considered an LS-4. If he has not reached the age of 24 by September 1 of that season, he will be considered an LS-3.

**Official Baseball:** Rawlings.

**Statistician:** PointStreak, 50 Minthorn Blvd., Suite 400, Thornhill, Ontario L3T 7X8.



## Northern Division

Fargo-Moorhead  
RedHawks

St. Paul Saints

Sioux Falls Pheasants

Winnipeg Goldeyes

## Central Division

Gary SouthShore RailCats

Kansas City T-Bones

Lincoln Saltdogs

Sioux City Explorers

Wichita Wingnuts

## Southern Division

Amarillo Sox

Grand Prairie AirHogs

El Paso Diablos

Laredo Lemurs

## LEAGUE MILEAGE CHART

	AM	EL	FM	GA	GP	KC	LR	LN	SP	SC	SF	WC	WN
Amarillo	----	428	1,002	1,055	354	595	632	598	1,045	743	782	369	1,218
El Paso	428	----	1,430	1,487	625	919	611	970	1,385	1,116	1,201	744	1,733
Fargo-Moorhead	1,002	1,430	----	674	1,085	599	1,465	477	247	331	243	727	219
Gary	1,055	1,487	674	----	979	533	1,396	539	433	545	606	714	892
Grand Prairie	354	625	1,085	979	----	547	443	637	954	753	841	364	1,297
Kansas City	595	919	599	533	547	----	959	192	453	269	358	189	814
Laredo	632	611	1,465	1,396	443	959	----	1,053	1,410	1,180	1,245	781	1,682
Lincoln	598	970	477	539	637	192	1,053	----	438	155	240	279	690
St. Paul	1,045	1,385	247	433	954	453	1,410	438	----	300	270	640	463
Sioux City	743	1,116	331	545	753	269	1,180	155	300	----	85	398	546
Sioux Falls	782	1,201	243	606	841	358	1,245	240	270	85	----	489	458
Wichita	369	744	727	714	364	189	781	279	640	398	489	----	939
Winnipeg	1,218	1,733	219	892	1,297	814	1,682	690	463	546	458	939	----

# AMARILLO SOX

2012 Results: 46-54, 4th place, South


**Mailing Address:** 801 South Polk Street, Amarillo, TX 79101.

**Stadium/GPS Address:** 3303 East 3rd Avenue, Amarillo TX 79104.

**Phone:** (806) 242-4653. **Fax:** (806) 322-1839.

AmarilloSox.com • Twitter: @AmarilloSox

## FRONT OFFICE

**Chairman of the Board:** Gary Elliston.

**V.P./General Manager:** Mark Lee.

**President:** Scott Berry.

## FIELD STAFF

**Manager:** Bobby Brown.

**Pitching Coach:** Dennis Machado.

## GAME-DAY INFORMATION

**Stadium:** Potter County Memorial Stadium.

**Broadcaster:**
**Year Constructed:** 1955. **Capacity:** 7,500.

**Games Broadcast:**
**Outfield Dimensions:** 355-429-355.

**Outlet:**
**Visiting Club Hotel:** Holiday Inn, 1911 I-40 East at Ross, Amarillo, TX 79102.

**Phone:** (806) 372-8741. **Web:** AmarilloHI.com.

## 2013 SCHEDULE

**Amarillo is in the Central Time Zone.**
**Standard home game times:**

Monday-Saturday 7:05, Sunday 6:05.

### May

Thu 16 - Sun 19	@ El Paso
<b>Mon 20 - Wed 22</b>	<b>Winnipeg</b>
<b>Thu 23 - Sat 25</b>	<b>Grand Prairie</b>
Mon 27 - Wed 29	@ Wichita
<b>Fri 31</b>	<b>Grand Prairie</b>

### June

<b>Sat 1 - Sun 2</b>	<b>Grand Prairie</b>
<b>Mon 3 - Wed 5</b>	<b>Gary</b>
Fri 7 - Sun 9	@ Laredo
Mon 10 - Wed 12	@ El Paso
<b>Fri 14 - Sun 16</b>	<b>Sioux Falls</b>
<b>Mon 17 - Wed 19</b>	<b>El Paso</b>
Thu 20 - Sun 23	@ Grand Prairie
<b>Mon 24 - Thu 27</b>	<b>El Paso</b>
Fri 28 - Sun 30	@ Laredo

### July

<b>Tue 2 - Fri 5</b>	<b>Newark*</b>
Sat 6 - Tue 9	@ Wichita
Wed 10 - Sat 13	@ Lincoln
<b>Mon 15 - Wed 17</b>	<b>El Paso</b>
<b>Thu 18 - Sun 21</b>	<b>Kansas City</b>
Mon 22 - Wed 24	@ Wichita
Thu 25 - Sat 27	@ Laredo
<b>Mon 29 - Wed 31</b>	<b>Grand Prairie</b>

### August

<b>Thu 1</b>	<b>Grand Prairie</b>
<b>Fri 2 - Sun 4</b>	<b>Laredo</b>
Mon 5 - Wed 7	@ Grand Prairie
Thu 8 - Sat 10	@ El Paso
<b>Mon 12 - Thu 15</b>	<b>Grand Prairie</b>
<b>Fri 16 - Sun 18</b>	<b>Laredo</b>
Tue 20 - Thu 22	@ Grand Prairie
<b>Fri 23 - Sun 25</b>	<b>Lincoln</b>
Tue 27 - Fri 30	@ Fargo-Moorhead
Sat 31	@ Sioux Falls

### September

Sun 1 - Mon 2	@ Sioux Falls
---------------	---------------

\* - Can-Am League opponent.

## AMARILLO INDEPENDENT BASEBALL HISTORY

**YEARLY RESULTS** (Team nickname Dillas 1994-2004, 2006-2010.)

Year	League	W	L	Pct.	Place	Attendance	Manager
1994	Texas-Louisiana	48	40	.546	3rd (8)	134,539	Ross Grimsley, Jr.
1995	Texas-Louisiana	64	36	.640	1st (10)	195,926	Ross Grimsley, Jr.
1996	Texas-Louisiana	43	57	.625	4th (6)	135,881	J. Nettles/B. Lacey
1997	Texas-Louisiana	55	33	.625	1st (6)	109,407	Glenn Wilson
1998	Texas-Louisiana	64	20	.762	1st (7)	142,145	Daren Brown
1999	Texas-Louisiana	63	21	.750	1st (7)	151,222	Daren Brown
2000	Texas-Louisiana	76	36	.679	1st (8)	140,399	Daren Brown
2001	Texas-Louisiana	49	47	.510	T-3rd (7)	109,618	Lonnie Maclin
2002	Central	46	50	.479	5th (8)	86,361	Lonnie Maclin
2003	Central	48	46	.511	5th (10)	85,924	John Harris
2004	Central	36	58	.383	17th (8)	58,627	Murray Wilson
2006	United	39	50	.438	5th (6)	106,797	Buddy Biancalana
2007	United	47	48	.495	3rd (6)	152,262	Buddy Biancalana
2008	United	50	36	.581	3rd (6)	159,332	Brady Bogart
2009	United	44	35	.557	3rd (6)	130,406	Brady Bogart
2010	United	52	39	.571	1st (6)	139,790	Brady Bogart
2011	American Association	44	56	.440	T-12th (14)	138,865	John Harris
2012	American Association	46	54	.460	10th (13)	133,380	John Harris

## PLAYOFF HISTORY

Year	Round	Opponent	Result	2003 Semis	Edinburg	W 3-2
1995	Semis	Lubbock	L 2-1	Finals	Jackson	L 3-0
1997	Finals	Alexandria	L 3-1	Semis	Edinburg	W 2-0
1998	Finals	Alexandria	L 3-0	Finals	<b>Alexandria</b>	<b>W 2-1</b>
1999	Semis	Rio Grande	W 2-1	2009 Semis	Edinburg	W 2-1
	Finals	Alexandria	W 3-1	Finals	<b>San Angelo</b>	<b>W 3-2</b>
2001	Semis	Edinburg	L 2-0	2010 Semis	Rio Grande	W 2-0
				Finals	<b>Edinburg</b>	<b>W 3-1</b>

## RECORDS

### Batting Average

1. Tim Howard, 1998	.447
2. Derek Henderson, 1999	.398
3. Jorge Alvarez, 1997	.395
4. Lonnie Maclin, 2001	.390
5. Lonnie Maclin, 1997	.375

### Runs Scored

1. Sean Collins, 1998	96
2. Vince Moore, 2000	95
3. Mike Wilson, 1998	93
4. Shawn Hughes, 2000	90
5. Tim Howard, 1998	89

### Hits

1. Tim Howard, 1998	148
2. Lee Cruz, 2011	144
3. Jared McAlvain, 2000	143
4. Derek Henderson, 2000	141
<b>5. Adam Buschini, 2012</b>	<b>140</b>
Dennis Hood, 1995	140

### Doubles

1. Jared McAlvain, 2000	43
2. Lee Cruz, 2011	38
3. Tim Howard, 1998	37
Jorge Alvarez, 1996	37
Dennis Hood, 1995	37

### Triples

1. Tim Howard, 1998	13
2. Odannys Ayala, 2004	11
3. Mike Hardge, 2001	10
<b>4. Tim Alberts, 2012</b>	<b>9</b>
Matt Tucker, 2011	9
Keith Brachold, 2008	9
Sean Collins, 1998	9

### Home Runs

1. Benny Craig, 2004	20
2. A.J. Johnson, 2008	19
3. Lee Cruz, 2011	18
Danny Bravo, 2008	18
Jack Johnson, 1998	18
Rod Brewer, 1997	18

### RBI

1. Shawn Hughes, 2000	97
2. Derek Henderson, 2000	96
Tim Howard, 1998	96
4. Kevin Tahan, 1995	95
5. Lee Cruz, 2011	94

### Stolen Bases

1. Dennis Hood, 1995	56
2. Maleke Fowler, 1999	50
3. Sean Collins, 1998	41
4. Stephen Douglas, 2010	35
<b>5. Adam Buschini, 2012</b>	<b>34</b>
Stantrel Smith, 2009	34
Mike Hardge, 2002	34
Vince Moore, 2000	34

### ERA

1. Ralph Roberts, 2009	2.42
2. Jason Stockstill, 2003	2.49
3. Adam Thomas, 2003	2.62
4. Marcus Castillo, 2004	2.69
5. James Carroll, 2002	3.05

### Wins

1. Michael Leach, 2000	16
2. Al Kermodé, 2000	15
Daren Brown, 1998	15
Daren Brown, 1995	15
5. Al Kermodé, 1995	14

### Losses

1. Steve Ortiz, 2002	12
Al Kermodé, 1996	12
3. Several tied with	9

### Saves

1. Anthony Ferguson, 2000	24
2. Kris Sutton, 2002	20
3. Chris Waters, 2006	13
Josh Neese, 1998	13
5. Jason Seely, 2001	12

### Games Pitched

<b>1. Wes Littleton, 2012</b>	<b>53</b>
2. Kris Sutton, 2002	46
<b>3. Chase Johnson, 2012</b>	<b>44</b>
Anthony Ferguson, 2000	44
5. Paul Perkins, 1994	43

### Innings Pitched

1. Al Kermodé, 2000	191.0
2. Michael Leach, 2000	181.0
3. Mike Smith, 2002	175.0
4. Hernando Harris, 2001	164.2
5. Jason Patrick, 2000	160.0

### Walks

1. Josh Foshie, 1999	74
2. Taylor Allen, 2006	67
Cory Stewart, 2001	67
4. Taylor Allen, 2007	61
Jason Stockstill, 2004	61

### Strikeouts

1. Mike Smith, 2002	156
2. Michael Leach, 2000	147
3. Daren Brown, 2000	147
4. Hernando Harris, 2001	130
Daren Brown, 1997	130

## EL PASO DIABLOS

2012 Results: 47-53, 3rd place, South



9700 Gateway North Boulevard, El Paso TX 79924.

Phone: (915) 755-2000. Fax: (915) 757-0761.

Diablos.com • Facebook.com/ElPasoDiablos • Twitter: @EPDiablos

## FRONT OFFICE

**Managing Partner/President:** Matt LaBranche.**Business Manager:** Pat Hofman.**Director, Sponsorships:** Bernie Rincono.**Marketing/Events Manager:** Henry Quintana.**Director, Public Relations:** Lizette Espinosa.**Senior Account Executive:** Donna Blair.**Box Office Manager:** Steven Martinez.**Promotions Manager:** Victor Reta.

## FIELD STAFF

**Manager:** Tim Johnson.**Bench Coach:** Joe Torre.**Pitching Coach:** Freddy Flores.

## GAME-DAY INFO

**Stadium:** Cohen Stadium.**Broadcaster:****Year Constructed:** 1990. **Capacity:** 10,000.**Games Broadcast:****Outfield Dimensions:** 340-410-340.**Outlets:****Visiting Club Hotel:****Phone:**

## 2013 SCHEDULE

**El Paso is in the Mountain Time Zone.****Standard home game times:**

Monday-Saturday 7:05, Sunday 6:05.

**Other home game times:**

Tuesday, May 21: 10:30 a.m.

## May

**Thu 17 - Sun 19****Amarillo****Mon 20 - Wed 22****Fargo-Moorhead**

Fri 24 - Sun 26

@ St. Paul

Mon 27 - Wed 29

@ Lincoln

**Fri 31****Gary**

## June

**Sat 1 - Sun 2****Gary**

Mon 3 - Thu 6

@ Wichita

**Fri 7 - Sun 9****Grand Prairie****Mon 10 - Wed 12****Amarillo**

Thu 13 - Sun 16

@ Laredo

Mon 17 - Wed 19

@ Amarillo

**Thu 20 - Sun 23****Sioux Falls**

Mon 24 - Thu 27

@ Amarillo

Fri 28 - Sun 30

@ Lincoln

## July

**Tue 2 - Fri 5****Laredo****Sat 6 - Tue 9****Grand Prairie**

Thu 11 - Sun 14

@ Laredo

Mon 15 - Wed 17

@ Amarillo

**Thu 18 - Sun 21****Laredo**

Tue 23 - Thu 25

@ Grand Prairie

Fri 26 - Sun 28

@ Kansas City

**Mon 29 - Wed 31****Wichita**

## August

**Fri 2 - Sun 4****Grand Prairie**

Mon 5 - Wed 7

@ Laredo

**Thu 8 - Sat 10****Amarillo****Tue 13 - Thu 15****Laredo**

Fri 16 - Sun 18

@ Grand Prairie

**Tue 20 - Thu 22****Lincoln****Fri 23 - Sun 25****Sioux City**

Mon 26 - Thu 29

@ Grand Prairie

Sat 31

@ Gary

## September

Sun 1 - Mon 2

@ Gary

## EL PASO INDEPENDENT BASEBALL HISTORY

## YEARLY RESULTS

Year	League	W	L	Pct.	Place	Attendance	Manager
2005	Central	44	50	.468	6th (8)	190,429	Mike Marshall
2006	American Association	33	60	.355	9th (10)	155,651	Mike Marshall Carlos Sepulveda Butch Henry
2007	American Association	56	40	.583	3rd (10)	211,316	Butch Henry
2008	American Association	43	51	.457	7th (10)	182,830	Butch Henry
2009	American Association	42	54	.438	8th (10)	200,323	Butch Henry
2010	American Association	31	63	.330	10th (10)	179,452	Butch Henry
2011	American Association	37	63	.370	14th (14)	172,742	Jorge Alvarez
2012	American Association	47	53	.470	9th (13)	181,122	Jorge Alvarez Tim Johnson

## PLAYOFF HISTORY

Year	Round	Opponent	Result
2007	Semis	Fort Worth	L 3-2

## RECORDS

Batting Average		Home Runs		Losses	
1. Stephen Douglas, 2011	.372	1. Juan Camacho, 2005	21	1. David McWatters, 2006	11
2. Jorge Alvarez, 2007	.352	2. Carlos Sepulveda, 2005	19	2. Amad Stephens, 2010	10
3. Chad Gabriel, 2011	.349	3. Kyle Nichols, 2010	14	3. Adam Blackley, 2008	9
4. J.P. Schmidt, 2006	.345	4. Logan Wood, 2007	13	Josh Neitz, 2008	9
5. Hector Bernal, 2010	.343	5. Jorge Alvarez, 2008	11	5. David Whigham, 2010	8
Jorge Diaz, 2005	.343	Juan Camacho, 2007	11	Justin Abbott, 2006	8

## Runs Scored

1. Jorge Diaz, 2005	90
<b>2. Maikol Gonzalez, 2012</b>	<b>83</b>
3. Walter Olmstead, 2007	79
4. Kory Drew, 2007	78
5. Carlos Sepulveda, 2005	77

## RBI

1. Juan Camacho, 2005	100
2. Carlos Sepulveda, 2005	99
3. Jorge Alvarez, 2007	91
4. Jorge Alvarez, 2006	78
5. Juan Camacho, 2007	75

## Saves

1. Ned Darley, 2007	18
<b>2. Marcel Prado, 2012</b>	<b>15</b>
3. Mike Cervera, 2008	13
Derrick DePriest, 2005	13
5. Chris Thompson, 2009	10

## Hits

1. Jorge Alvarez, 2007	148
<b>2. Maikol Gonzalez, 2012</b>	<b>141</b>
3. Walter Olmstead, 2007	126
4. Jorge Alvarez, 2006	125
5. Juan Camacho, 2009	123

## Stolen Bases

<b>1. Maikol Gonzalez, 2012</b>	<b>40</b>
2. Kennard Bibbs, 2009	32
3. Albenis Machado, 2007	28
4. Jeff Vincent, 2010	27
5. J.P. Schmidt, 2006	26

## Games Pitched

1. Derrick DePriest, 2005	45
<b>2. Marcel Prado, 2012</b>	<b>44</b>
3. Dustin Cameron, 2007	38
John Hummel, 2005	38
5. Ned Darley, 2007	35

## Doubles

1. Jorge Alvarez, 2007	43
2. Juan Camacho, 2009	35
3. Walter Olmstead, 2007	33
Jorge Alvarez, 2006	33
5. Juan Camacho, 2005	31

## ERA

1. Greg Wiltshire, 2007	3.35
2. Justin Mallett, 2009	3.48
3. Mike Cervera, 2007	3.63
<b>4. Scott Hodsdon, 2012</b>	<b>3.91</b>
5. Josh Neitz, 2007	3.92

## Innings Pitched

<b>1. Scott Hodsdon, 2012</b>	<b>142.2</b>
2. Josh Neitz, 2008	134.1
3. Greg Wiltshire, 2007	129.0
4. Shaun Ellis, 2010	121.0
5. Andy Torres, 2006	115.0

## Triples

1. Maikol Gonzalez, 2011	9
2. Walter Olmstead, 2007	8
Jorge Diaz, 2005	8
4. Hector Bernal, 2010	7
Arnoldo Ponce, 2010	7
Jeff Vincent, 2009	7
Walter Olmstead, 2008	7
Stantrel Smith, 2008	7

## Wins

1. Greg Wiltshire, 2007	11
2. Josh Neitz, 2008	10
<b>3. Scott Hodsdon, 2012</b>	<b>9</b>
Shaun Ellis, 2010	9
Josh Neitz, 2007	9
Andy Torres, 2006	9
Wes Faust, 2005	9

## Walks

1. Reymond Cruz, 2011	83
2. Shaun Ellis, 2010	82
3. D.J. Mattox, 2010	70
4. Aaron Kalb, 2010	56
5. Adam Blackley, 2008	50

## Strikeouts

1. Greg Wiltshire, 2007	103
2. Adam Blackley, 2008	95
3. Josh Neitz, 2008	91
4. Wes Faust, 2005	85
5. Reymond Cruz, 2011	83

# FARGO-MOORHEAD REDHAWKS

2012 Results: 65-35, 1st place, North



1515 15th Avenue, N., Fargo, ND 58102.

Phone: (701) 235-6161. Fax: (701) 297-9247.

FMRedHawks.com • Facebook.com/FMRedHawks • Twitter: @FMRedHawks

## FRONT OFFICE

**Operated by:** Fargo Baseball, LLC.

**President:** Bruce Thom.

**CEO:** Brad Thom.

**General Manager:** Josh Buchholz.

**Director, Promotions:** Eric Jorgenson.

**Director, Ticket Operations:** Michael Larson.

**Head Groundskeeper:** Sam Petersen.

**Director, Community Relations:** Karl Hoiium.

**Director, Food and Beverage:** Sean Kiernan.

**Director, Accounting:** Rick Larson.

## FIELD STAFF

**Manager:** Doug Simunic.

**Pitching Coach:** Steve Montgomery.

**Coach:** Bucky Burgau.

**Coach:** Kole Zimmerman.

**Player Personnel Consultant:** Jeff Bittiger.

## GAME-DAY INFORMATION

**Stadium:** Newman Outdoor Field.

**Year Constructed:** 1996. **Capacity:** 4,513.

**Outfield Dimensions:** 314-408-318.

**Visiting Club Hotel:** Howard Johnson Inn, 301 3rd Avenue North, Fargo, ND 58102.

**Phone:** (701) 232-8850.

**Broadcaster:** Scott Miller

**Games Broadcast:** All.

**Outlets:** KVOX-740 AM/740thefan.com.

## 2013 SCHEDULE

Fargo is in the Central Time Zone.

**Standard home game times:**

Monday-Friday 7:02, Saturday 6:00,

Sunday 1:00.

**Other home game times:**

Monday, May 27: 5:00 p.m.

Tuesday, May 28: 11:00 a.m.

Thursday, June 6: 12:30 p.m.

Saturday, July 7: 7:02 p.m.

Thursday, July 25: 12:30 p.m.

Thursday, August 14: 12:30 p.m.

### May

Thu 16 - Sun 19 @ Laredo

Mon 20 - Wed 22 @ El Paso

**Fri 24 - Sun 26 Laredo**

**Mon 27 - Thu 30 Sioux Falls**

Fri 31 @ Winnipeg

### June

Sat 1 - Sun 2 @ Winnipeg

**Mon 3 - Thu 6 Lincoln**

**Fri 7 - Sun 9 Winnipeg**

Mon 10 - Wed 12 @ St. Paul

**Fri 14 - Sun 16 Gary**

Mon 17 - Wed 19 @ Trois-Rivieres\*

Thu 20 - Sun 23 @ New Jersey\*

Mon 24 - Wed 26 @ Newark\*

**Fri 28 - Sun 30 Kansas City**

### July

Tue 2 - Fri 5 @ Lincoln

**Sat 6 - Tue 9 Sioux City**

Thu 11 - Sun 14 @ Gary

**Mon 15 - Wed 17 Sioux Falls**

Thu 18 - Sun 21 @ Sioux City

**Tue 23 - Thu 25 St. Paul**

**Fri 26 - Sun 28 Sioux City**

Tue 30 - Wed 31 @ St. Paul

### August

Thu 1 @ St. Paul

**Fri 2 - Sun 4 Winnipeg**

**Tue 6 - Thu 8 St. Paul**

Fri 9 - Sun 11 @ Kansas City

**Mon 12 - Thu 15 Rockland\***

Fri 16 - Sun 18 @ Wichita

Tue 20 - Thu 22 @ Sioux Falls

**Fri 23 - Sun 25 Kansas City**

**Tue 27 - Fri 30 Amarillo**

Sat 31 @ Winnipeg

### September

Sun 1 - Mon 2 @ Winnipeg

\* - Can-Am League opponent.

# FARGO-MOORHEAD REDHAWKS

## FARGO-MOORHEAD INDEPENDENT BASEBALL HISTORY

### YEARLY RESULTS

Year	League	W	L	Pct.	Place	Attendance	Manager
1996	Northern	53	31	.631	1st (8)	155,052	Doug Simunic
1997	Northern	47	37	.560	3rd (8)	179,880	Doug Simunic
1998	Northern	64	21	.753	1st (8)	182,938	Doug Simunic
1999	Northern	50	35	.588	2nd (8)	179,919	Doug Simunic
2000	Northern	53	33	.616	1st (8)	175,818	Doug Simunic
2001	Northern	51	39	.567	4th (8)	185,288	Doug Simunic
2002	Northern	52	37	.584	4th (10)	193,364	Doug Simunic
2003	Northern	62	28	.689	1st (10)	178,370	Doug Simunic
2004	Northern	55	41	.573	4th (10)	179,665	Doug Simunic
2005	Northern	68	27	.716	1st (12)	181,829	Doug Simunic
2006	Northern	63	33	.656	1st (8)	171,877	Doug Simunic
2007	Northern	57	38	.600	2nd (8)	170,122	Doug Simunic
2008	Northern	62	34	.646	1st (6)	177,900	Doug Simunic
2009	Northern	53	42	.558	3rd (6)	181,872	Doug Simunic
2010	Northern	61	39	.610	1st (8)	181,145	Doug Simunic
2011	American Association	44	56	.440	T-11th (14)	175,918	Doug Simunic
2012	American Association	65	35	.650	1st (13)	187,438	Doug Simunic

### PLAYOFF HISTORY

Year	Round	Opponent	Result	Year	Round	Opponent	Result
1996	Semis	Winnipeg	W 2-1	2004	Semis	St. Paul	L 3-1
	Finals	St. Paul	L 3-0	2005	Semis	Lincoln	W 3-1
1997	Semis	Winnipeg	L 3-2		Finals	Gary	L 3-2
1998	Semis	Winnipeg	W 3-1	2006	Semis	Winnipeg	W 3-2
	Finals	St. Paul	W 3-0		Finals	Gary	W 3-1
1999	Quarters	Schaumburg	W 3-0	2007	Semis	Calgary	L 3-0
	Semis	Winnipeg	L 3-0	2008	Semis	Kansas City	L 3-0
2000	Quarters	Winnipeg	W 3-0	2009	Semis	Winnipeg	W 3-2
	Semis	Duluth-Superior	L 3-0		Finals	Gary	W 3-1
2001	Quarters	Winnipeg	L 3-2	2010	Semis	Gary	W 3-0
	Semis	Schaumburg	W 3-2		Finals	Kansas City	W 3-0
	Finals	Winnipeg	W 3-1	2012	Semis	Winnipeg	L 3-0

### RECORDS

Batting Average	Player	Year	Value
1.	Ruben Salazar, 2008	.378	
2.	Joe Mathis, 2006	.359	
3.	Darryl Motley, 1996	.346	
4.	Jeremiah Piepkorn, 2009	.339	
5.	Richard Austin, 2005	.337	

RBI	Player	Year	Value
1.	Darryl Motley, 1996	103	
2.	Nic Jackson, 2009	97	
3.	Nic Jackson, 2012	89	
4.	Ryan Delgado, 2012	86	
5.	Ricky Freeman, 2000	83	

Runs Scored	Player	Year	Value
1.	Zach Penprase, 2009	100	
2.	Zach Penprase, 2012	95	
3.	Joe Mathis, 2006	95	
4.	Chad Akers, 1996	84	
5.	Johnny Knott, 1996	82	
	Byron Jeffcoat, 2004	82	

Stolen Bases	Player	Year	Value
1.	Zach Penprase, 2012	47	
2.	Zach Penprase, 2009	45	
3.	Zach Penprase, 2010	41	
4.	Jason Fitzgerald, 2004	40	
5.	Zach Penprase, 2011	33	

Hits	Player	Year	Value
1.	Joe Mathis, 2006	142	
2.	Mike Coles, 2010	131	
3.	Nic Jackson, 2012	125	
4.	Jeremiah Piepkorn, 2009	123	
	Carlo Cota, 2008	123	

Doubles	Player	Year	Value
1.	Joe Mathis, 2006	42	
2.	Carlo Cota, 2011	32	
3.	Nic Jackson, 2012	31	
	Kelley Gullede, 2004	31	
	Brian Becker, 2002	31	

Triples	Player	Year	Value
1.	Joe Mathis, 2003	9	
2.	Justin Justice, 2009	8	
	Joe Mathis, 2007	8	
4.	Joe Mathis, 2004	7	
5.	Several tied with	6	





# GRAND PRAIRIE AIRHOGS

2012 Results: 53-47, 2nd place, South



1600 Lone Star Parkway, Grand Prairie TX 75050.

**Phone:** (972) 504-9383. **Fax:** (972) 237-9154.

AirHogsBaseball.com • Facebook.com/GPAirHogs • Twitter: @GP\_AirHogs

## FRONT OFFICE

**Chairman of the Board:** Gary Elliston.

**President:** Scott Berry.

**VP/General Manager:** John Billbow.

**V.P., Communications:** David Hatchett.

**Director, Ballpark Operations:** T.D. Taylor.

**Director, Ticket Operations:** Jeff Carman.

**Finance & Merch. Manager:** Trista Earlston.

**Outside Events Coordinator:** Matt Raffaele.

**Manager, Food & Beverage:** Chris Moriarty.

**Administrative Assistant:** Donna White.

## FIELD STAFF

**Manager:** Ricky VanAsselberg.

**Coach:** Barrett Weaver.

## GAME-DAY INFORMATION

**Stadium:** QuikTrip Park.

**Year Constructed:** 2008. **Capacity:** 5,445.

**Outfield Dimensions:** 330-400-330.

**Visiting Club Hotel:** Hawthorn Suites, 2401 Brookhollow Plaza Drive, Arlington, TX 76006.

**Phone:** (817) 640-1188.

**Broadcaster:**

**Games Broadcast:** All.

**Outlet:** AirHogsBaseball.com.

## 2013 SCHEDULE

Grand Prairie is in the Central Time Zone.

**Standard home game times:**

Monday-Saturday 7:05, Sunday 6:05.

**Other home game times:**

Sunday, May 19: 11:05 a.m.

Wednesday, May 29: 10:35 a.m.

Thursday, May 30: 10:35 a.m.

Wednesday, June 12: 11:05 a.m.

Thursday, July 4: 6:05 p.m.

Monday, September 2: 2:05 p.m.

### May

**Fri 17 - Sun 19**      **Winnipeg**  
 Mon 20 - Wed 22      @ Laredo  
 Thu 23 - Sat 25      @ Amarillo  
**Tue 28 - Thu 30**      **Kansas City**  
 Fri 31                      @ Amarillo

### June

Sat 1 - Sun 2            @ Amarillo  
**Mon 3 - Thu 6**         **Laredo**  
 Fri 7 - Sun 9            @ El Paso  
**Mon 10 - Wed 12**     **Laredo**  
 Fri 14 - Sun 16        @ Sioux City  
 Mon 17 - Wed 19      @ Kansas City  
**Thu 20 - Sun 23**      **Amarillo**  
 Tue 25 - Thu 27        @ Sioux Falls  
**Fri 28 - Sun 30**        **Newark\***

### July

**Tue 2 - Fri 5**            **Wichita**  
 Sat 6 - Tue 9            @ El Paso  
**Thu 11 - Sun 14**        **St. Paul**  
 Mon 15 - Wed 17        @ Kansas City  
 Thu 18 - Sun 21        @ St. Paul  
**Tue 23 - Thu 25**        **El Paso**  
**Fri 26 - Sun 28**        **Wichita**  
 Mon 29 - Wed 31        @ Amarillo

### August

Thu 1                      @ Amarillo  
 Fri 2 - Sun 4            @ El Paso  
**Mon 5 - Wed 7**         **Amarillo**  
 Thu 8 - Sun 11         @ Laredo  
 Tue 13 - Thu 15        @ Amarillo  
**Fri 16 - Sun 18**        **El Paso**  
**Tue 20 - Thu 22**        **Amarillo**  
 Fri 23 - Sun 25        @ Wichita  
**Mon 26 - Thu 29**      **El Paso**  
**Sat 31**                      **Lincoln**

### September

**Sun 1 - Mon 2**         **Lincoln**

\* - Can-Am League opponent.

## GRAND PRAIRIE INDEPENDENT BASEBALL HISTORY

### YEARLY RESULTS

Year	League	W	L	Pct.	Place	Attendance	Manager
2008	American Association	56	40	.583	3rd (10)	143,627	Pete Incaviglia
2009	American Association	48	48	.500	T-6th (10)	141,132	Pete Incaviglia
2010	American Association	43	52	.453	8th (10)	124,539	Pete Incaviglia
2011	American Association	64	36	.640	1st (14)	117,861	Ricky VanAsselberg
2012	American Association	53	47	.530	5th (13)	108,236	Ricky VanAsselberg

### PLAYOFF HISTORY

Year	Round	Opponent	Result	Year	Round	Opponent	Result
2008	Semis	Fort Worth	W 3-1	2011	Semis	Wichita	W 3-1
	Finals	Sioux Falls	L 3-1		Finals	St. Paul	W 3-2

### RECORDS

#### Batting Average

1. Greg Porter, 2010	.379
<b>2. Bryan Myrow, 2012</b>	<b>.364</b>
3. Cesar Nicolas, 2011	.353
4. David Espinosa, 2010	.351
5. Greg Porter, 2011	.341

#### RBI

1. Cesar Nicolas, 2009	103
2. Greg Porter, 2010	87
<b>3. Andres Rodriguez, 2012</b>	<b>81</b>
4. Cesar Nicolas, 2011	73
5. John Alonso, 2011	68

#### Saves

1. Jon Hunton, 2011	25
2. James Morrison, 2009	20
3. James Morrison, 2008	19
<b>4. Justin Dowdy, 2012</b>	<b>17</b>
5. Geivy Garcia, 2010	11

#### Runs Scored

1. David Espinosa, 2010	86
2. David Espinosa, 2011	85
3. Cesar Nicolas, 2009	83
4. Greg Porter, 2010	79
<b>5. Keanon Simon, 2012</b>	<b>76</b>
Aaron Garza, 2009	76

#### Stolen Bases

1. Aaron Garza, 2009	38
2. Danny Figueroa, 2011	31
3. David Thomas, 2011	29
<b>4. Keanon Simon, 2012</b>	<b>26</b>
5. Brandon Carter, 2009	25

#### Games Pitched

<b>1. Ronnie Morales, 2012</b>	<b>55</b>
2. Jon Hunton, 2011	49
James Morrison, 2009	49
4. Vinnie DeChristofaro, 2008	47
<b>5. Derrick Miramontes, 2012</b>	<b>43</b>

#### ERA

1. Scot Drucker, 2008	2.41
2. Kieran Mattison, 2008	2.42
<b>3. John Brownell, 2012</b>	<b>3.64</b>
4. Nat Harris, 2008	3.65
<b>5. Josh Strawn, 2012</b>	<b>4.13</b>

#### Innings Pitched

<b>1. John Brownell, 2012</b>	<b>148.0</b>
<b>2. Nick DeBarr, 2012</b>	<b>141.0</b>
3. John Brownell, 2011	139.0
4. Josh Rainwater, 2011	134.2
<b>5. Josh Strawn, 2012</b>	<b>126.1</b>

#### Hits

1. Greg Porter, 2010	144
2. David Espinosa, 2010	127
3. David Espinosa, 2011	125
<b>4. Keanon Simon, 2012</b>	<b>124</b>
5. Cesar Nicolas, 2009	120

#### Doubles

1. Cesar Nicolas, 2009	30
2. Cesar Nicolas, 2011	29
3. Greg Porter, 2010	28
4. David Thomas, 2011	26
5. J.B. Tucker, 2009	25

#### Wins

1. Josh Rainwater, 2011	14
<b>2. Nick DeBarr, 2012</b>	<b>12</b>
3. John Brownell, 2011	11
4. Jason Jennings, 2011	10
5. Cody Crowell, 2009	9
Kieran Mattison, 2008	9

#### Walks

1. Ryne Tacker, 2010	58
2. Cody Crowell, 2009	57
3. Matt Green, 2009	52
4. John Brownell, 2011	51
<b>5. Nick DeBarr, 2012</b>	<b>46</b>

#### Triples

<b>1. Keanon Simon, 2012</b>	<b>11</b>
David Espinosa, 2011	11
3. David Thomas, 2011	9
4. Mike Conroy, 2009	7
5. David Espinosa, 2010	6

#### Losses

<b>1. John Brownell, 2012</b>	<b>7</b>
<b>Nick DeBarr, 2012</b>	<b>7</b>
3. Josh Rainwater, 2011	6
Luke Parihoda, 2010	6
Greg Krause, 2010	6
Daniel Schmidt, 2010	6
Matt Green, 2009	6
Pat Mahomes, 2009	6

#### Home Runs

1. Greg Porter, 2010	20
<b>2. Trent Lockwood, 2012</b>	<b>15</b>
<b>Andres Rodriguez, 2012</b>	<b>15</b>
4. Cesar Nicolas, 2009	14
5. John Alonso, 2011	13

# KANSAS CITY T-BONES

2012 Results: 51-49, 2nd place, Central



1800 Village West Parkway, Kansas City, KS 66111.

Phone: (913) 328-2255. Fax: (913) 328-5652.

TBonesBaseball.com • Facebook.com/TBonesBaseball • Twitter: @TBonesBaseball

## FRONT OFFICE

**Owner:** John Ehler.  
**President:** Adam Ehler.  
**VP/General Manager:** Chris Browne.  
**AGM/Director, Group Sales:** Kurt Sieker.  
**Director, Corporate Sales:** Seth Alberg.  
**Director, Media Relations:** Matt Fulks.

**Director, Promotions:** Emily Hoskins.  
**Director, Ticket Sales:** Jason Young.  
**Sales Executive:** Ryan Stos.  
**Groundskeeper:** Glen Aveson.  
**Director, Merchandise:** Cydney Potter.  
**Bookkeeper:** Sherrie Stover.

## FIELD STAFF

**Manager:** Kenny Hook.  
**Pitching Coach:** Andy Shipman.  
**First Base Coach:** Frank White.  
**Bench Coach:** Bill Sobbe.

## GAME-DAY INFORMATION

**Stadium:** CommunityAmerica Ballpark.  
**Year Constructed:** 2003. **Capacity:** 6,270.  
**Outfield Dimensions:** 300-396-328.  
**Visiting Club Hotel:**  
**Phone:**

**Broadcaster:** Brian Bruce.  
**Games Broadcast:** All.  
**Outlets:** KUDL-1660 AM/tbonesbaseball.

## 2013 SCHEDULE

Kansas City is in the Central Time Zone.

**Standard home game times:**

Monday-Saturday 7:05, Sunday 5:05.

**Other home game times:**

Sunday, May 26: 7:05 p.m.

Wednesday, June 5: 11:05 a.m.

Wednesday, June 19: 11:05 a.m.

Sunday, July 28: 1:05 p.m.

### May

Thu 16 - Fri 17 @ Wichita  
**Sat 18 - Sun 19** **Wichita**  
**Mon 20 - Wed 22** **Lincoln**  
**Fri 24 - Sun 26** **Gary**  
 Tue 28 - Thu 30 @ Grand Prairie  
 Fri 31 @ Laredo

### June

Sat 1 - Sun 2 @ Laredo  
**Mon 3 - Thu 6** **Sioux City**  
**Fri 7 - Sun 9** **Quebec\***  
 Mon 10 - Wed 12 @ Sioux City  
 Thu 13 - Sun 16 @ Lincoln  
**Mon 17 - Wed 19** **Grand Prairie**  
**Fri 21 - Sun 23** **Laredo**  
 Mon 24 - Thu 27 @ Gary  
 Fri 28 - Sun 30 @ Fargo-Moorhead

### July

**Tue 2 - Fri 5** **Sioux Falls**  
 Sat 6 - Tue 9 @ St. Paul  
 Wed 10 - Thu 11 @ Wichita  
**Fri 12 - Sat 13** **Wichita**  
**Mon 15 - Wed 17** **Grand Prairie**  
 Thu 18 - Sun 21 @ Amarillo  
 Mon 22 - Wed 24 @ Laredo  
**Fri 26 - Sun 28** **El Paso**  
**Mon 29 - Wed 31** **Laredo**

### August

**Thu 1** **Laredo**  
 Fri 2 - Sun 4 @ Sioux Falls  
 Mon 5 - Wed 7 @ Gary  
**Fri 9 - Sun 11** **Fargo-Moorhead**  
**Mon 12 - Wed 14** **Lincoln**  
 Fri 16 - Sun 18 @ Winnipeg  
**Mon 19 - Wed 21** **Rockland\***  
 Fri 23 - Sun 25 @ Fargo-Moorhead  
**Tue 27 - Fri 30** **Gary**  
 Sat 31 @ Wichita

### September

Sun 1 - Mon 2 @ Wichita

\* - Can-Am League opponent.

## KANSAS CITY INDEPENDENT BASEBALL HISTORY

### YEARLY RESULTS

Year	League	W	L	Pct.	Place	Attendance	Manager
2003	Northern	43	46	.483	5th (10)	204,198	Al Gallagher
2004	Northern	48	48	.500	7th (10)	238,745	Al Gallagher
2005	Northern	45	49	.479	8th (12)	244,414	Al Gallagher
2006	Northern	45	51	.469	5th (8)	269,205	Al Gallagher
2007	Northern	44	52	.458	6th (8)	289,165	Andy McCauley
2008	Northern	46	50	.479	4th (6)	280,795	Andy McCauley
2009	Northern	46	50	.479	4th (6)	245,625	Andy McCauley
2010	Northern	58	42	.580	2nd (8)	264,368	Tim Doherty
2011	American Association	48	52	.480	T-9th (14)	261,115	Tim Doherty
2012	American Association	51	49	.510	7th (13)	260,620	Kenny Hook

### PLAYOFF HISTORY

Year	Round	Opponent	Result	Year	Round	Opponent	Result
2004	Semis	Schaumburg	L 3-2	2009	Semis	Gary	L 3-2
2008	Semis	Fargo-Moorhead	W 3-0	2010	Semis	Joliet	W 3-2
	Finals	Gary	W 3-2	Finals	Fargo-Moorhead	L 3-0	

### RECORDS

Batting Average		Home Runs		Losses	
1. Eddie Pearson, 2003	.369	1. Jacob Blackwood, 2010	31	1. Greg Bicknell, 2006	13
2. Ray Brown, 2004	.362	2. Eddie Pearson, 2004	30	2. Jonathan Krysa, 2005	12
3. Greg Jacobs, 2005	.348	3. Ryan Fox, 2009	24	<b>3. Josh Rainwater, 2012</b>	<b>11</b>
4. Rob Watson, 2008	.344	4. Ray Sadler, 2010	23	4. Several tied with	10
5. Rob Watson, 2007	.343	5. Kala Kaaihue, 2011	22		
		Ray Sadler, 2011	22	<b>Saves</b>	
<b>Runs Scored</b>				1. David Trahan, 2008	20
1. Rick Prieto, 2004	97	<b>RBI</b>		2. D.J. Johnson, 2003	17
2. Keanon Simon, 2011	86	1. Ray Sadler, 2011	100	3. Byron Embry, 2004	14
3. Jacob Blackwood, 2010	82	2. Eddie Pearson, 2004	94	4. Nate Cotton, 2009	12
Ray Sadler, 2010	82	3. Jacob Blackwood, 2010	86	5. Andy Shipman, 2011	11
5. Damian Rolls, 2009	81	4. Ray Brown, 2004	85		
		5. Jim Fasano, 2008	84	<b>Games Pitched</b>	
<b>Hits</b>				1. Brady Martinez, 2008	48
1. Jacob Blackwood, 2010	141	<b>Stolen Bases</b>		2. Matt Schweitzer, 2007	46
2. Mario Delgado, 2007	136	1. Aharon Eggleston, 2008	36	3. James Morrison, 2006	42
3. Rob Watson, 2007	132	2. Keanon Simon, 2010	31	<b>4. Steve Kent, 2012</b>	<b>41</b>
4. Keanon Simon, 2011	131	3. Keanon Simon, 2011	25	Travis Schlichting, 2007	41
Ray Brown, 2004	131	4. Neb Brown, 2009	22		
		Aharon Eggleston, 2007	22	<b>Innings Pitched</b>	
<b>Doubles</b>		Mike Brown, 2005	22	1. Greg Bicknell, 2005	167.1
1. Ray Brown, 2004	36	<b>ERA</b>		2. Jonathan Krysa, 2004	165.1
2. Mario Delgado, 2007	32	<b>1. Lucas Irvine, 2012</b>	<b>2.58</b>	3. Greg Bicknell, 2006	164.2
3. Keanon Simon, 2011	30	2. Jon McDonald, 2005	2.76	4. Jonathan Krysa, 2006	161.1
4. Jim Fasano, 2008	29	3. Greg Bicknell, 2005	2.96	<b>5. Brian Grening, 2012</b>	<b>146.1</b>
Rob Watson, 2007	29	4. Luis Villarreal, 2009	3.07		
		5. Jonathan Krysa, 2004	3.10	<b>Walks</b>	
<b>Triples</b>				1. Anthony Boughner, 2008	74
1. Keanon Simon, 2011	16	<b>Wins</b>		2. Kenny Durost, 2007	69
2. Rick Prieto, 2004	10	1. Greg Bicknell, 2005	16	3. Kenny Durost, 2008	67
3. Rick Prieto, 2003	7	2. Jonathan Krysa, 2006	13	4. Jonathan Krysa, 2004	55
4. Keanon Simon, 2010	6	Greg Bicknell, 2004	13	5. T.J. Large, 2011	53
Jack Jones, 2004		4. Andrew Cruse, 2010	11		
		Cody McAllister, 2010	11	<b>Strikeouts</b>	
				1. Jonathan Krysa, 2004	139
				2. Jonathan Krysa, 2005	130
				3. Jonathan Krysa, 2006	129
				<b>4. Brian Grening, 2012</b>	<b>113</b>
				5. Greg Bicknell, 2005	109

## LAREDO LEMURS

2012 Results: 54-46, 1st, South

6320 Sinatra Parkway, Laredo TX 78045.

Phone: (956) 753-6877. Fax: (956) 791-0672.

LaredoLemurs.com • Facebook.com/LaredoLemurs



## FRONT OFFICE

**Managing Partner/CEO:** Mark Schuster.**President:** Ruben Navas.**Chief Financial Officer:** Gabriel Goldaracena.**Dir., Stadium Operations:** Chuy Vela-Cuellar.**Marketing Coordinator:** Ashley Farhat.**Account Executives:** Juan Salinas, Victoria

Cardenas, Gibby Vela-Cuellar.

**Promotions Coordinator:** Tanyn Walters.

## FIELD STAFF

**Manager:** Pete Incaviglia.**Pitching Coach:** Bill Bryk, Jr.**Hitting Coach:** Thomas Incaviglia.

## GAME-DAY INFORMATION

**Stadium:** Uni-Trade Stadium.**Year Constructed:** 2012. **Capacity:** 6,000.**Outfield Dimensions:** 335-405-335.**Visiting Club Hotel:** La Posada Hotel, 1000 Zaragoza Street, Laredo, TX 78040.**Phone:** (956) 722-1701. **Fax:** (956) 726-8524. **Web:** LaPosada.com.**Broadcaster:****Games Broadcast:** All.**Outlet:** LaredoLemurs.com.

## 2013 SCHEDULE

**Laredo is in the Central Time Zone.****Standard home game times:** 7:30.**Other home game times:**

Sunday, June 2: 2:00 p.m.

## May

**Thu 16 - Sun 19** Fargo-Moorhead**Mon 20 - Wed 22** Grand Prairie

Fri 24 - Sun 26 @ Fargo-Moorhead

Mon 27 - Wed 29 @ Wichita

**Fri 31** Kansas City

## June

**Sat 1 - Sun 2** Kansas City

Mon 3 - Thu 6 @ Grand Prairie

**Fri 7 - Sun 9** Amarillo

Mon 10 - Wed 12 @ Grand Prairie

**Thu 13 - Sun 16** El Paso**Mon 17 - Wed 19** Sioux Falls

Fri 21 - Sun 23 @ Kansas City

Mon 24 - Wed 26 @ Wichita

**Fri 28 - Sun 30** Amarillo

## July

Tue 2 - Fri 5 @ El Paso

**Sat 6 - Tue 9** Newark\***Thu 11 - Sun 14** El Paso**Mon 15 - Wed 17** St. Paul

Thu 18 - Sun 21 @ El Paso

**Mon 22 - Wed 24** Kansas City**Thu 25 - Sat 27** Amarillo

Mon 29 - Wed 31 @ Kansas City

## August

Thu 1 @ Kansas City

Fri 2 - Sun 4 @ Amarillo

**Mon 5 - Wed 7** El Paso**Thu 8 - Sun 11** Grand Prairie

Tue 13 - Thu 15 @ El Paso

Fri 16 - Sun 18 @ Amarillo

**Tue 20 - Thu 22** Sioux City

Sat 24 - Mon 26 @ Newark\*

Tue 27 - Fri 30 @ New Jersey\*

Sat 31 @ Quebec\*

## September

Sun 1 - Mon 2 @ Quebec\*

\* - Can-Am League opponent.

## LAREDO INDEPENDENT BASEBALL HISTORY

**YEARLY RESULTS** (Club nickname Apaches 1995, Broncos 2006-2010).

Year	League	W	L	Pct.	Place	Attendance	Manager
1995	Texas-Louisiana	17	32	.347	--*	15,973	Jose Cruz
2006	United	44	46	.489	4th (6)	54,491	Dan Shwam
2007	United	41	54	.431	6th (6)	57,908	Papo Davila
2008	United	39	48	.448	5th (6)	45,542	Dan Shwam
2009	United	23	57	.288	6th (6)	31,626	Ricardo Cuevas
2010	United	47	45	.511	T-3rd (6)	66,194	Dan Firova
2012	American Association	54	46	.540	4th (13)	187,845	Pete Incaviglia

\* - Club folded before end of season.

## PLAYOFF HISTORY

Year	Round	Opponent	Result	Year	Round	Opponent	Result
2006	Semis	Edinburg	L 2-1	2012	Semis	Wichita	L 3-0
2010	Semis	Edinburg	L 2-1				

## RECORDS

## Batting Average

- Jonathan Cisneros, 2010 .379
- Argelis Nunez, 2009 .358
- Dwayne White, 2008 .357
- Jimmy Mojica, 2012 .339**
- Palmer Karr, 2012 .337**

## Runs Scored

- Jason Diaz, 2010 81
- Jimmy Mojica, 2012 72**
- Edwin Maldonado, 2006 70
- Dwayne White, 2008 69
- Edwin Maldonado, 2007 66

## Hits

- Jimmy Mojica, 2012 132**
- Dwayne White, 2008 123
- John Allen, 2012 119**
- Jason Diaz, 2010 113
- Edwin Maldonado, 2006 112

## Doubles

- John Allen, 2012 31**
- Edwin Maldonado, 2006 29
- Edwin Maldonado, 2007 27
- Jose Salas, 2006 24
- Arnoldo Ponce, 2008 23

## Triples

- Mario Mendez, 2009 12
- Dwayne White, 2008 7
- Stephen Pearson, 2012 6**
- Jimmy Mojica, 2012 4**
- David Fowler, 2006 4
- Edwin Maldonado, 2007 4
- Rafael Rijo, 1995 4
- Jose Santana, 1995 4

## Home Runs

- Luany Sanchez, 2008 18
- Juan Lebron, 2007 15
- Salvador Paniagua, 2010 14
- Argelis Nunez, 2009 13
- Edgard Clemente, 2008 13
- Ivan Reyes, 2007 13
- Edwin Maldonado, 2006 13

## RBI

- Edwin Maldonado, 2006 73
- Luany Sanchez, 2008 71
- Edwin Maldonado, 2007 68
- Juan Lebron, 2007 62
- Jimmy Mojica, 2012 61**
- Dwayne White, 2008 61

## Stolen Bases

- Jason Diaz, 2010 40
- Mario Mendez, 2009 20
- Pedro Lopez, 2007 20
- David Fowler, 2006 16
- Mike Serrato, 2006 16

## ERA

- Santo Hernandez, 2007 3.28
- Santo Hernandez, 2008 3.55
- Luis Arroyo, 2007 3.55
- Gregorio Martinez, 2009 3.86
- Matt Way, 2012 3.98**

## Wins

- Matt Way, 2012 10**
- Juan Peralta, 2010 10
- Darryl Roque, 2006 10
- Santo Hernandez, 2007 9
- Byron Batson, 2006 9

## Losses

- Luis Arroyo, 2009 9
- Darryl Roque, 2006 9
- Matt Way, 2012 7**
- Brian Daly, 2007 7
- Elliott Shaw, 2006 7

## Saves

- James Lewis, 2006 13
- Mike Benacka, 2012 12**
- Henry Lozado, 2007 10
- Reyes Dorado, 2010 8
- Franklyn Gracesqui, 2009 7

## Games Pitched

- Chaz Roe, 2012 49**
- Mike Benacka, 2012 43**
- Rusty Jones, 2008 39
- Matt Zachary, 2006 37
- Dan Sausville, 2008 33

## Innings Pitched

- Darryl Roque, 2006 137.0
- Matt Way, 2012 128.2**
- Byron Batson, 2006 127.2
- Luis Arroyo, 2007 124.1
- Santo Hernandez, 2008 111.2

## Walks

- Elliott Shaw, 2006 71
- Jose Cordero, 2007 67
- Luis Arroyo, 2007 63
- Matt Way, 2012 61**
- Juan Peralta, 2010 61

## Strikeouts

- Santo Hernandez, 2008 132
- Luis Arroyo, 2007 128
- Santo Hernandez, 2010 124
- Santo Hernandez, 2007 123
- Gregorio Martinez, 2008 116



## LINCOLN SALTDOGS

2012 Results: 41-59, 5th place, Central

403 Line Drive Circle, Suite A, Lincoln, NE 68508.

Phone: (402) 474-2255. Fax: (402) 474-2254.

Saltdogs.com • Facebook.com/Saltdogs • Twitter: @Saltdogsball



## FRONT OFFICE

**Chairman:** Jim Abel.**President:** Charlie Meyer.**VP/General Manager:** Tim Utrup.**AGM/Director, Sales/Marketing:** Brett Beer.**Dir., Merchandise/Promotions:** Anne Duchek.**Director, Stadium Operations:** Dave Aschwege.**Director, Ticketing:** Toby Antonson.**Ass't Dir., Stadium Operations:** Jeff Konkaba.**Director, Communications:** Drew Bontadelli.**Athletic Turf Manager:** Josh Klute.**Assistant Athletic Turf Manager:** Jen

Roeber.

**Office Manager:** Alicia Oakeson.

## FIELD STAFF

**Manager:** Ken Oberkfell.**Hitting Coach:** John Harris.**Pitching Coach:** Dan Reichert.

## GAME-DAY INFORMATION

**Stadium:** Haymarket Park.**Broadcaster:** Drew Bontadelli.**Year Constructed:** 2001. **Capacity:** 4,500.**Games Broadcast:** All.**Outfield Dimensions:** 335-403-325.**Outlets:** KFOR-1240 AM/kfor1240.com.**Visiting Club Hotel:** Country Inn & Suites, 5353 N. 27th, Lincoln, NE 68521.**Phone:** (402) 476-5353. **Fax:** (402) 476-5445.

## 2013 SCHEDULE

Lincoln is in the Central Time Zone.

**Standard home game times:**

Monday-Saturday 7:05, Sunday 5:05.

**Other home game times:**

Sunday, May 26: 2:05 p.m.

Sunday, August 18: 2:05 p.m.

Wednesday, August 28: 11:05 a.m.

## May

Thu 16 - Sun 19 @ Gary  
 Mon 20 - Wed 22 @ Kansas City  
**Thu 23 - Sun 26** **Winnipeg**  
**Mon 27 - Wed 29** **El Paso**  
 Fri 31 @ Sioux City

## June

Sat 1 - Sun 2 @ Sioux City  
 Mon 3 - Thu 6 @ Fargo-Moorhead  
**Fri 7 - Sun 9** **Sioux City**  
 Mon 10 - Wed 12 @ Sioux Falls  
**Thu 13 - Sun 16** **Kansas City**  
**Mon 17 - Wed 19** **Sioux City**  
 Thu 20 - Sun 23 @ Winnipeg  
 Mon 24 - Wed 26 @ St. Paul  
**Fri 28 - Sun 30** **El Paso**

## July

**Tue 2 - Fri 5** **Fargo-Moorhead**  
 Sat 6 - Tue 9 @ Sioux Falls  
**Wed 10 - Sat 13** **Amarillo**  
**Mon 15 - Wed 17** **Gary**  
 Thu 18 - Sun 21 @ Wichita  
**Tue 23 - Thu 25** **Trois-Rivieres\***  
**Fri 26 - Sun 28** **Sioux Falls**  
 Tue 30 - Wed 31 @ Winnipeg

## August

Thu 1 @ Winnipeg  
 Fri 2 - Sun 4 @ Sioux City  
**Tue 6 - Thu 8** **Sioux Falls**  
**Fri 9 - Sun 11** **Gary**  
 Mon 12 - Wed 14 @ Kansas City  
**Fri 16 - Sun 18** **Rockland\***  
 Tue 20 - Thu 22 @ El Paso  
 Fri 23 - Sun 25 @ Amarillo  
**Tue 27 - Fri 30** **Wichita**  
 Sat 31 @ Grand Prairie

## September

Sun 1 - Mon 2 @ Grand Prairie

\* - Can-Am League opponent.

## LINCOLN INDEPENDENT BASEBALL HISTORY

## YEARLY RESULTS

Year	League	W	L	Pct.	Place	Attendance	Manager
2001	Northern	52	38	.578	T-2nd (8)	240,022	Kash Beauchamp/ Les Lancaster
2002	Northern	55	36	.604	2nd (10)	247,471	Les Lancaster
2003	Northern	41	49	.456	6th (10)	214,839	Tim Johnson
2004	Northern	49	47	.510	5th (10)	204,354	Tim Johnson
2005	Northern	52	44	.542	4th (12)	207,744	Tim Johnson
2006	American Association	65	31	.677	1st (10)	190,873	Tim Johnson
2007	American Association	57	36	.613	1st (10)	193,040	Tim Johnson
2008	American Association	50	45	.526	5th (10)	182,852	Tim Johnson
2009	American Association	49	47	.510	T-4th (10)	172,445	Marty Scott
2010	American Association	51	45	.531	3rd (10)	163,676	Marty Scott
2011	American Association	51	48	.515	6th (14)	157,647	Marty Scott
2012	American Association	41	59	.410	13th (13)	160,986	Chris Miyake

## PLAYOFF HISTORY

Year	Round	Opponent	Result	Year	Round	Opponent	Result
2001	Quarters	Sioux Falls	W 3-1	2007	Semis	St. Paul	L 3-0
	Semis	Winnipeg	L 3-1	2009	Semis	Wichita	W 3-2
2002	Quarters	Winnipeg	L 3-2		<b>Finals</b>	<b>Pensacola</b>	<b>W 3-2</b>
2005	Semis	Fargo-Moorhead	L 3-1	2010	Semis	Sioux Falls	L 3-0
2006	Semis	St. Paul	L 3-1				

## RECORDS

Batting Average		Home Runs		Saves	
1. Blake Gailen, 2011	.406	1. Argelis Nunez, 2010	22	1. <b>P.J. Zocchi, 2012</b>	<b>24</b>
2. Pichi Balet, 2006	.378	2. Phil Hawke, 2011	21	2. Chris Weidert, 2002	22
3. Evan Tartaglia, 2006	.352	Cory Harris, 2010	21	Chris Weidert, 2001	22
Bryan Warner, 2005	.352	Bryan Warner, 2005	21	4. P.J. Zocchi, 2011	21
5. Seth Pietsch, 2007	.350	5. Bryan Britt, 2001	20	Chris Thompson, 2010	21

## Runs Scored

1. Cory Harris, 2005	99
2. Bryan Warner, 2005	85
3. Dustin Delucchi, 2002	79
4. Rafael Alvarez, 2010	78
5. Phil Hawke, 2011	74
Gavin Dickey, 2010	74

## Hits

1. Bryan Warner, 2005	143
2. Cory Harris, 2005	142
3. Pichi Balet, 2006	136
4. Bryan Warner, 2006	133
5. Seth Pietsch, 2007	129

## Doubles

1. Cory Harris, 2005	40
2. Josh Patton, 2005	37
3. Seth Pietsch, 2007	31
4. Paul Powell, 2006	30
5. Rafael Alvarez, 2010	29
Albenis Machado, 2005	29
Bryan Warner, 2005	29

## Triples

1. Evan Tartaglia, 2006	7
2. Blake Gailen, 2011	6
Shawn McGill, 2008	6
Josh Patton, 2006	6
5. <b>Sean Smith, 2012</b>	<b>5</b>
Gavin Dickey, 2010	5
Darren Daskocil, 2003	5
Darren Daskocil, 2002	5

## RBI

1. Bryan Warner, 2005	104
2. Argelis Nunez, 2010	82
Pichi Balet, 2006	82
4. Bryan Warner, 2006	79
Pichi Balet, 2005	79

## Stolen Bases

1. Dustin Delucchi, 2002	41
2. Josh Burrus, 2009	36
3. Evan Tartaglia, 2006	32
4. Essex Burton, 2001	31
5. Corey Harrington, 2007	29

## ERA

1. Clay Eason, 2001	1.70
2. Lindsay Gulin, 2006	2.10
3. Jeff Blitstein, 2006	2.31
4. Jarrett Gardner, 2007	2.97
5. Travis Teeter, 2004	3.16

## Wins

1. Lindsay Gulin, 2006	13
2. Jarrett Gardner, 2008	11
3. Several tied with	10

## Losses

1. Mike Zipsper, 2005	9
2. <b>Justin Edwards, 2012</b>	<b>8</b>
<b>Thomas Palica, 2012</b>	<b>8</b>
4. Lindsay Gulin, 2011	7
Brian Rodaway, 2005	7
Hideki Nagasaka, 2004	7
Darren Truty, 2004	7

## Games Pitched

1. Mick Pageler, 2003	48
2. Adam Daniels, 2009	46
3. Mark Roberts, 2007	45
Matt Varner, 2007	45
5. <b>P.J. Zocchi, 2012</b>	<b>43</b>
Adam Daniels, 2010	43

## Innings Pitched

1. Brian Rodaway, 2005	147.0
2. Jeff Blitstein, 2006	140.0
3. Jarrett Gardner, 2009	135.0
4. Jarrett Gardner, 2007	130.1
5. Jarrett Gardner, 2008	130.0

## Walks

1. Jim Paduch, 2010	63
2. Alessandro Maestri, 2011	60
3. Jim Paduch, 2009	58
4. Brian Campbell, 2009	51
5. Ben Fox, 2006	49
Hideki Nagasaka, 2004	49

## Strikeouts

1. Clay Eason, 2001	131
2. Jim Paduch, 2010	118
3. Brian Rodaway, 2005	113
4. <b>Ryan Sheldon, 2012</b>	<b>108</b>
4. Lindsay Gulin, 2006	104

## ST. PAUL SAINTS

2012 Results: 52-48, 3rd place, South



1771 Energy Park Drive, St. Paul, MN 55108.

Phone: (651) 644-3517. Fax: (651) 644-1627.

SaintsBaseball.com • Facebook.com/StPaulSaints • Twitter: @StPaulSaints

## FRONT OFFICE

**Chairman:** Marv Goldklang.**President:** Mike Veeck.**Executive Vice President/GM:** Derek Sharrer.**Executive Vice President:** Tom Whaley.**VP Community Partnerships:** Annie Huidekoper.**Assistant GM:** Chris Schwab.**Assistant GM:** Scott Bush.**Director, Special Events:** Max Huber.**Director, Ticket Services:** Adam Lowler.**Director, Food & Beverage:** Curtis Nachtsheim.**Director, Media Relations:** Sean Aronson.**Mgr., New Media Marketing:** Chelsey Wentz.**Business Manager:** Leesa Anderson.**Office Manager:** Gina Kray.**Stadium Manager:** Bob Klepperich.**Groundskeeper:** Connie Rudolph.

## FIELD STAFF

**Manager:** George Tsamis.**Pitching Coach:** Kerry Ligtenberg.**Hitting Coach:** Lamarr Rogers.**Bullpen Coach:** T.J. Wiesner.

## GAME-DAY INFORMATION

**Stadium:** Midway Stadium.**Year Constructed:** 1982. **Capacity:** 6,069.**Outfield Dimensions:** 320-400-320.**Visiting Club Hotel:** Crowne Plaza St. Paul Riverfront, 11 Kellogg Blvd., St. Paul, MN 55101.**Phone:** (651) 292-1900. **Fax:** (651) 605-0819. **Web:** CPSTPaul.com.**Broadcaster:** Sean Aronson.**Games Broadcast:** All.**Outlet:** SaintsBaseball.com.

## 2013 SCHEDULE

St. Paul is in the Central Time Zone.

**Standard home game times:**

Monday-Saturday 7:05, Sunday 1:05.

**Other home game times:**

Sunday, May 26: 3:05 p.m.

Wednesday, June 26: 1:05 p.m.

Wednesday, July 31: 1:05 p.m.

Tuesday, August 13: 12:05 p.m.

Sunday, September 1: 7:05 p.m.

Monday, September 2: 1:05 p.m.

May	
<b>Thu 16 - Sun 19</b>	<b>New Jersey*</b>
Tue 21 - Thu 23	@ Sioux Falls
<b>Fri 24 - Sun 26</b>	<b>El Paso</b>
Tue 28 - Thu 30	@ Trois-Rivieres*
Fri 31	@ Quebec*
June	
Sat 1 - Sun 2	@ Quebec*
Mon 3 - Thu 6	@ Rockland*
<b>Fri 7 - Sun 9</b>	<b>Wichita</b>
<b>Mon 10 - Wed 12</b>	<b>Fargo-Moorhead</b>
Fri 14 - Sun 16	@ Wichita
<b>Mon 17 - Wed 19</b>	<b>Winnipeg</b>
Thu 20 - Sun 23	@ Gary
<b>Mon 24 - Wed 26</b>	<b>Lincoln</b>
Fri 28 - Sun 30	@ Sioux Falls

July	
Tue 2 - Fri 5	@ Winnipeg
<b>Sat 6 - Tue 9</b>	<b>Kansas City</b>
Thu 11 - Sun 14	@ Grand Prairie
Mon 15 - Wed 17	@ Laredo
<b>Thu 18 - Sun 21</b>	<b>Grand Prairie</b>
Tue 23 - Thu 25	@ Fargo-Moorhead
<b>Fri 26 - Sun 28</b>	<b>Gary</b>
<b>Tue 30 - Wed 31</b>	<b>Fargo-Moorhead</b>

August	
<b>Thu 1</b>	<b>Fargo-Moorhead</b>
Fri 2 - Sun 4	@ Gary
Tue 6 - Thu 8	@ Fargo-Moorhead
<b>Fri 9 - Sun 11</b>	<b>Sioux City</b>
<b>Mon 12 - Thu 15</b>	<b>Sioux Falls</b>
Fri 16 - Sun 18	@ Sioux City
<b>Mon 19 - Thu 22</b>	<b>Winnipeg</b>
<b>Fri 23 - Sun 25</b>	<b>Gary</b>
Tue 27 - Fri 30	@ Winnipeg
<b>Mon 31</b>	<b>Sioux City</b>

September	
<b>Sun 1 - Mon 2</b>	<b>Sioux City</b>

\* - Can-Am League opponent.

## ST. PAUL INDEPENDENT BASEBALL HISTORY

## YEARLY RESULTS

Year	League	W	L	Pct.	Place	Attendance	Manager
1993	Northern	42	29	.592	1st (6)	167,596	Tim Blackwell
1994	Northern	43	36	.544	3rd (6)	241,069	Tim Blackwell
1995	Northern	53	31	.631	1st (6)	258,297	Marty Scott
1996	Northern	45	40	.518	3rd (8)	267,099	Marty Scott
1997	Northern	45	39	.536	4th (8)	240,514	Marty Scott
1998	Northern	40	46	.465	T-4th (8)	272,210	Marty Scott
1999	Northern	38	47	.447	5th (8)	265,818	Marty Scott
2000	Northern	43	43	.500	T-4th (8)	266,206	Marty Scott
2001	Northern	37	53	.411	T-6th (8)	282,613	Doug Sisson
2002	Northern	39	50	.438	7th (10)	294,363	Jim Johnson
2003	Northern	52	38	.578	3rd (10)	266,804	George Tsamis
2004	Northern	61	34	.642	1st (10)	280,375	George Tsamis
2005	Northern	55	40	.579	2nd (12)	283,866	George Tsamis
2006	American Association	54	42	.563	4th (10)	288,171	George Tsamis
2007	American Association	57	39	.594	2nd (10)	297,834	George Tsamis
2008	American Association	42	54	.438	9th (10)	286,796	George Tsamis
2009	American Association	49	47	.510	T-4th (10)	267,398	George Tsamis
2010	American Association	45	51	.469	7th (10)	237,994	George Tsamis
2011	American Association	56	44	.560	3rd (14)	240,206	George Tsamis
2012	American Association	52	48	.520	6th (13)	240,616	George Tsamis

## PLAYOFF HISTORY

Year	Round	Opponent	Result	Year	Round	Opponent	Result
1993	Finals	Rochester	W 3-1	2004	Semis	Fargo-Moorhead	W 3-1
1995	Finals	Winnipeg	W 3-1	2005	Finals	Schaumburg	W 3-2
1996	Semis	Madison	W 2-0	2006	Semis	Gary	L 3-2
1997	Finals	Fargo-Moorhead	W 3-0	2006	Semis	Lincoln	W 3-1
1997	Semis	Duluth-Superior	L 3-2	2006	Finals	Fort Worth	L 3-2
1998	Semis	Thunder Bay	W 3-2	2007	Semis	Lincoln	W 3-0
1998	Finals	Fargo-Moorhead	L 3-0	2007	Finals	Fort Worth	L 3-2
2000	Quarters	Duluth-Superior	L 3-1	2011	Semis	Winnipeg	W 3-2
2003	Semis	Winnipeg	L 3-2	2011	Finals	Grand Prairie	L 3-2

## RECORDS

<b>Batting Average</b>								
1. Adam Olow, 2004	.376	1. Kevin Roberson, 2002	.27				Dan Smith, 1998	.9
2. Dan Peltier, 1995	.366	2. Ole Sheldon, 2010	.22				John Dettmer, 1997	.9
3. Adam Olow, 2006	.360	<b>3. Ole Sheldon, 2012</b>	<b>.20</b>				<b>Saves</b>	
Chad Ehrnsberger, 2005	.360	4. Several tied with	.19				1. Christopher Chavez, 2004	29
5. Darryl Motley, 1995	.358						2. Bruce Walton, 1995	28
							3. Matt Hammons, 2005	25
							4. Jose Prado, 1998	23
							5. Matt Hammons, 2006	22
							Christopher Chavez, 2003	22
							<b>Games Pitched</b>	
							1. Kyle Foster, 2011	48
							2. Jon Plefka, 2010	43
							Christopher Chavez, 2004	43
							Christopher Chavez, 2003	43
							5. Several tied at	41
							<b>Innings Pitched</b>	
							<b>1. Robert Coe, 2012</b>	<b>139.1</b>
							2. Charlie Ruud, 2007	138.2
							3. Kevin Foster, 2003	132.2
							Jacob Whitney, 2002	132.2
							5. Charlie Ruud, 2006	132.0
							<b>Walks</b>	
							1. Kevin Foster, 2003	64
							<b>2. Robert Coe, 2012</b>	<b>59</b>
							3. Jason Kenady, 1997	56
							Jim Manfred, 1996	56
							5. Hank Thoms, 2000	55
							<b>Strikeouts</b>	
							1. Jacob Whitney, 2002	111
							2. Charlie Ruud, 2007	110
							3. Dan Smith, 2003	107
							4. Dave Doorneweerd, 1995	104
							5. Jacob Schmidt, 2010	101

# SIoux CITY EXPLORERS

2011 Results: 45-55, 4th place, Central



3400 Line Drive, Sioux City, IA 51106.

Phone: (712) 277-9467. Fax: (712) 277-9406

XsBaseball.com • Twitter: @SiouxCityXs.

## FRONT OFFICE

**Chairman:** John Roost.

**Ass't General Manager:** Ashley Schoenrock.

**President:** Matt Adamski.

**Sales Executive:** Tim Odle.

**General Manager:** Shane Tritz.

**Office Manager:** Julie Stinger.

## FIELD STAFF

**Manager:** Stan Cliburn.

**Director, Player Procurement:** Nick Belmonte.

## GAME-DAY INFORMATION

**Stadium:** Lewis & Clark Park.

**Broadcaster:** Dave Nitz.

**Year Constructed:** 1993. **Capacity:** 3,800.

**Games Broadcast:** All.

**Outfield Dimensions:** 330-400-330.

**Outlets:** KSCJ-1360 AM/KSCJ.com.

**Visiting Club Hotel:** Sioux City Hotel & Conference Center, 707 4th Street, Sioux City IA 51101.

**Phone:** (712) 294-5220. **Fax:** (712) 277-3168. **Web:** TheSiouxCityHotel.com.

## 2013 SCHEDULE

Sioux City is in the Central Time Zone.

**Standard home game times:**

Monday-Saturday 7:05, Sunday 6:05.

### May

<b>Thu 16</b>	<b>Sioux Falls</b>
Fri 17 - Sun 19	@ Sioux Falls
<b>Mon 20 - Wed 22</b>	<b>New Jersey*</b>
<b>Fri 24 - Sun 26</b>	<b>Sioux Falls</b>
Mon 27 - Wed 29	@ Gary
<b>Fri 31</b>	<b>Lincoln</b>

### June

<b>Sat 1 - Sun 2</b>	<b>Lincoln</b>
Mon 3 - Thu 6	@ Kansas City
Fri 7 - Sun 9	@ Lincoln
<b>Mon 10 - Wed 12</b>	<b>Kansas City</b>
<b>Fri 14 - Sun 16</b>	<b>Grand Prairie</b>
Mon 17 - Wed 19	@ Lincoln
<b>Thu 20 - Sun 23</b>	<b>Wichita</b>
<b>Tue 25 - Thu 27</b>	<b>Winnipeg</b>
Fri 28 - Sun 30	@ Wichita

### July

<b>Tue 2 - Fri 5</b>	<b>Gary</b>
Sat 6 - Tue 9	@ Fargo-Moorhead
Wed 10 - Sat 13	@ Sioux Falls
<b>Sun 14 - Tue 16</b>	<b>Wichita</b>
<b>Thu 18 - Sun 21</b>	<b>Fargo-Moorhead</b>
Mon 22 - Thu 25	@ Gary
Fri 26 - Sun 28	@ Fargo-Moorhead
<b>Mon 29 - Wed 31</b>	<b>Gary</b>

### August

<b>Fri 2 - Sun 4</b>	<b>Lincoln</b>
Tue 6 - Thu 8	@ Winnipeg
Fri 9 - Sun 11	@ St. Paul
<b>Mon 12 - Thu 15</b>	<b>Winnipeg</b>
<b>Fri 16 - Sun 18</b>	<b>St. Paul</b>
Tue 20 - Thu 22	@ Laredo
Fri 23 - Sun 25	@ El Paso
<b>Tue 27 - Wed 28</b>	<b>Sioux Falls</b>
Thu 29	@ Sioux Falls
<b>Fri 30</b>	<b>Sioux Falls</b>
Sat 31	@ St. Paul

### September

Sun 1 - Mon 2	@ St. Paul
---------------	------------

\* - Can-Am League opponent.

## SIoux CITY INDEPENDENT BASEBALL HISTORY

### YEARLY RESULTS

Year	League	W	L	Pct.	Place	Attendance	Manager
1993	Northern	34	38	.472	T-4th (6)	112,971	Ed Nottle
1994	Northern	52	28	.650	1st (6)	140,224	Ed Nottle
1995	Northern	46	39	.541	3rd (6)	149,770	Ed Nottle
1996	Northern	26	58	.310	8th (8)	147,062	Ed Nottle
1997	Northern	50	34	.595	2nd (8)	134,580	Ed Nottle
1998	Northern	40	46	.465	T-4th (8)	120,114	Ed Nottle
1999	Northern	51	34	.600	1st (8)	118,333	Ed Nottle
2000	Northern	44	41	.517	3rd (8)	105,888	Ed Nottle
2001	Northern	42	48	.467	5th (8)	112,115	Benny Castillo
2002	Northern	46	42	.523	5th (10)	109,355	Benny Castillo
2003	Northern	33	57	.367	10th (10)	91,005	Jay Kirkpatrick
2004	Northern	39	57	.406	8th (10)	120,681	Jay Kirkpatrick
2005	Northern	44	52	.458	9th (12)	113,590	Billy Williams/ Steve Shirley
2006	American Association	43	53	.448	7th (10)	88,408	Ed Nottle
2007	American Association	40	56	.417	7th (10)	92,786	Ed Nottle
2008	American Association	52	44	.541	4th (10)	87,616	Les Lancaster
2009	American Association	40	56	.417	T-9th (10)	70,978	Les Lancaster
2010	American Association	49	47	.510	6th (10)	56,428	Les Lancaster
2011	American Association	51	49	.510	7th (14)	64,000	Stan Cliburn
2012	American Association	45	55	.450	T-11th (13)	55,627	Stan Cliburn

### PLAYOFF HISTORY

Year	Round	Opponent	Result	Year	Round	Opponent	Result
1994	Finals	Winnipeg	L 3-1	2002	Quarters	Joliet	W 3-2
1999	Quarters	Winnipeg	L 3-0		Semis	Winnipeg	L 3-1
				2008	Semis	Sioux Falls	L 3-0

### RECORDS

#### Batting Average

1. Jose Peguero, 1996	.366
2. Lance Robbins, 1994	.356
3. Josh Patton, 1999	.350
4. Ray Serrano, 2010	.349
5. Kent Sakamoto, 2011	.347

#### Runs Scored

1. Jorge Moreno, 2006	77
2. Jorge Moreno, 2007	76
3. Desi Wilson, 2004	75
4. Ira Smith, 2001	71
Nolan Lane, 1997	71

#### Hits

1. Jose Peguero, 1996	122
2. Desi Wilson, 2004	121
3. Ray Serrano, 2010	120
4. Marcel Longmire, 2004	119
<b>5. Ray Serrano, 2012</b>	<b>118</b>

#### Doubles

1. Ray Serrano, 2010	34
2. Marty Neff, 1998	33
<b>3. Ray Serrano, 2012</b>	<b>32</b>
4. Chris Grossman, 2006	30
5. Kent Sakamoto, 2010	29
Marcel Longmire, 2004	29

#### Triples

1. Jose Peguero, 1996	10
2. Nolan Lane, 1997	7
Lance Robbins, 1994	7
<b>4. Brandon Newton, 2012</b>	<b>6</b>
5. Several tied with	5

#### Home Runs

1. Kevin Garner, 1997	27
2. Scott Pinoni, 1997	20

#### Batting Average

3. Jose Moreno, 2006	19
Jay Kirkpatrick, 2000	19
5. Ryan Gripp, 2005	18

#### RBI

1. Scott Pinoni, 1997	92
2. Jay Kirkpatrick, 2000	75
3. Marty Neff, 1998	74
Nolan Lane, 1997	74
5. Kevin Garner, 1997	73

#### Stolen Bases

1. Derek Schermerhorn, 2009	36
Nolan Lane, 1997	36
3. Nolan Lane, 1995	34
4. Ryan Ruiz, 2003	33
Nolan Lane, 1993	33

#### ERA

1. David Glick, 2002	1.89
"Oil Can" Boyd, 1994	1.89
3. David Trahan, 2011	2.67
4. Joe Kraemer, 1993	2.91
5. Joe Kraemer, 1994	2.94

#### Wins

1. Alexander Francisco, 2008	12
2. Aaron Jersild, 1997	11
David Harris, 1995	11
4. Nick Schumacher, 2011	10
Mikael Ryder, 2010	10
Alexander Francisco, 2007	10
Joe Kraemer, 1993	10

#### Losses

1. Dusty Bergman, 2008	12
2. Chris Gogolewski, 1996	11
Reese Murdaugh, 1996	11
4. Wes Faust, 2003	10
5. Several tied with	9

#### Saves

1. Brett Reid, 2008	24
2. Sean Kramer, 2005	20
3. Derek Fahs, 1999	19
4. Barry Goldman, 1994	18
<b>5. Chris Bodishbaugh, 2012</b>	<b>17</b>
Brett Reid, 2009	17

#### Games Pitched

1. Eddie Delacruz, 2010	53
2. Derek Fahs, 1999	41
Richard Grife, 1997	41
4. Brett Reid, 2009	40
Ty Marotz, 2008	40
Sean Kramer, 2005	40
John Duffy, 2001	40

#### Innings Pitched

1. Nick Schumacher, 2011	148.2
<b>2. Jason Jarvis, 2012</b>	<b>145.2</b>
3. Billy Keppinger, 2006	142.0
4. Chris Swiatkiewicz, 2003	141.1
5. Jordan Romero, 2001	140.2

#### Walks

1. Trevor Fox, 2009	82
2. Nick Singleton, 2009	59
3. Chad Povich, 2010	57
Jeff Letourneau, 1994	57
5. David Trahan, 2010	56
Dennys Gomez, 1998	56

#### Strikeouts

1. Nick Schumacher, 2011	123
2. Matt Connolly, 1994	107
3. David Harris, 1995	102
4. Jordan Romero, 2001	100
David Harris, 1994	100



# SIoux FALLS PHEASANTS

2012 Results: 45-55, 4th place, North



1001 North West Avenue, Sioux Falls, SD 57104.

**Phone:** (605) 333-0179. **Fax:** (605) 333-0139.

SFPheasants.com • Facebook.com/SFPheasants • Twitter: @SFPheasants

## FRONT OFFICE

**CEO/Managing Partner:** Tom Garrity.

**VP, Sales:** Matt Ferguson.

**VP, Media/Public Relations:** Jim Olander.

**Manager, Ticketing:** Kim Hippel.

**VP, Operations:** Nate Welch.

**Director, Stadium Operations:** Larry McKenny.

## FIELD STAFF

**Manager:** Steve Shirley.

**Hitting Coach:** Andy Juday.

**Pitching Coach:** Mike Meyer.

## GAME-DAY INFORMATION

**Stadium:** Sioux Falls Stadium.

**Broadcaster:** Scott Beatty.

**Year Constructed:** 1964. **Capacity:** 4,462.

**Games Broadcast:** All.

**Outfield Dimensions:** 313-410-312.

**Station:** KWSN-1230 AM, kwsn.com

**Visiting Club Hotel:** Comfort Suites, 3708 S. Carolyn Avenue, Sioux Falls, SD 57106

**Phone:** (605) 361-2822.

## 2013 SCHEDULE

**Sioux Falls is in the Central Time Zone.**

**Standard home game times:**

Monday-Saturday 7:05, Sunday 1:05.

**Other home game times:**

Thursday, June 11: 12:00 p.m.

Monday, September 2: 12:00 p.m.

### May

Thu 16 @ Sioux City

**Fri 17 - Sun 19** **Sioux City**

**Tue 21 - Thu 23** **St. Paul**

Fri 24 - Sun 26 @ Sioux City

Mon 27 - Thu 30 @ Fargo-Moorhead

**Fri 31** **Wichita**

### June

**Sat 1 - Sun 2** **Wichita**

**Mon 3 - Thu 6** **Winnipeg**

Fri 7 - Sun 9 @ Gary

**Mon 10 - Wed 12** **Lincoln**

Fri 14 - Sun 16 @ Amarillo

Mon 17 - Wed 19 @ Laredo

Thu 20 - Sun 23 @ El Paso

**Tue 25 - Thu 27** **Grand Prairie**

**Fri 28 - Sun 30** **St. Paul**

### July

Tue 2 - Fri 5 @ Kansas City

**Sat 6 - Tue 9** **Lincoln**

**Wed 10 - Sat 13** **Sioux City**

Mon 15 - Wed 17 @ Fargo-Moorhead

**Thu 18 - Sun 21** **Gary**

Tue 23 - Thu 25 @ Winnipeg

Fri 26 - Sun 28 @ Lincoln

**Tue 30 - Wed 31** **Trois-Rivieres\***

### August

**Thu 1** **Trois-Rivieres\***

**Fri 2 - Sun 4** **Kansas City**

Tue 6 - Thu 8 @ Lincoln

Fri 9 - Sun 11 @ Winnipeg

Mon 12 - Thu 15 @ St. Paul

Fri 16 - Sun 18 @ Gary

**Tue 20 - Thu 22** **Fargo-Moorhead**

**Fri 23 - Sun 25** **Winnipeg**

Tue 27 - Wed 28 @ Sioux City

**Thu 29** **Sioux City**

Fri 30 @ Sioux City

**Sat 31** **Amarillo**

### September

**Sun 1 - Mon 2** **Amarillo**

\* - Can-Am League opponent.

# SIoux FALLS PHEASANTS

## SIoux FALLS INDEPENDENT BASEBALL HISTORY

### YEARLY RESULTS

Year	League	W	L	Pct.	Place	Attendance	Manager
1993	Northern	34	38	.472	T-4th (6)	86,167	Frank Verdi
1994	Northern	47	33	.588	2nd (6)	99,754	Frank Verdi/ Harry Stavrenos
1995	Northern	38	46	.452	T-4th (6)	102,328	Dick Dietz
1996	Northern	44	40	.524	4th (8)	100,958	John Zizzo
1997	Northern	31	53	.369	8th (8)	104,546	Tommy Thompson/ Ken Medlock
1998	Northern	35	51	.407	T-6th (8)	117,015	Mike Burton
1999	Northern	37	48	.435	7th (8)	118,765	Mike Burton
2000	Northern	34	52	.395	8th (8)	144,788	Doc Edwards
2001	Northern	55	31	.611	1st (8)	123,821	Doc Edwards
2002	Northern	41	49	.456	6th (10)	125,077	Doc Edwards
2003	Northern	37	51	.420	8th (10)	117,937	Doc Edwards
2004	Northern	33	63	.344	9th (10)	109,192	Doc Edwards
2005	Northern	35	60	.378	12th (12)	118,611	Mike Pinto
2006	American Association	34	62	.354	10th (10)	120,536	Mike Pinto
2007	American Association	53	43	.552	4th (10)	144,025	Steve Shirley
2008	American Association	60	36	.625	T-1st (10)	150,837	Steve Shirley
2009	American Association	40	56	.417	T-9th (10)	132,529	Steve Shirley
2010	American Association	63	33	.656	1st (10)	86,518	Steve Shirley
2011	American Association	42	57	.425	13th (14)	76,549	Steve Shirley
2012	American Association	45	55	.450	T-11th (13)	130,541	Steve Shirley

### PLAYOFF HISTORY

Year	Round	Opponent	Result	Year	Round	Opponent	Result
2001	Quarters	Lincoln	L 3-1	2010	Semis	Lincoln	W 3-0
2008	Semis	Sioux City	W 3-0	Finals	Shreveport	L 3-0	
	Finals	Grand Prairie	W 3-1				

### RECORDS

#### Batting Average

1. Beau Torbert, 2010 .394
2. Will Smith, 2007 .367
3. Charles Peterson, 2001 .364
4. Chris Powell, 1994 .357
5. Frank Valdez, 1995 .356

Beau Torbert, 2010 24

5. Reggie Abercrombie, 2010 22

Edgard Clemente, 2005 22

#### RBI

1. Beau Torbert, 2010 100
2. Reggie Abercrombie, 2010 90
3. Cesar Nicolas, 2012 82
4. Brandon Sing, 2010 73
5. Chad Hermansen, 2006 72
Jermaine Swinton, 2001 72

#### Saves

1. Kris Regas, 2008 30
2. Aaron Cotter, 2005 25
3. Jerrod Fuehl, 2007 23
4. Matt Montgomery, 2005 18
5. Kris Regas, 2009 15

#### Runs Scored

1. Reggie Abercrombie, 2010 89
2. Grant Richardson, 2008 88
3. Brandon Sing, 2010 87
4. Joe Anthonson, 2010 81
5. Beau Torbert, 2010 79

#### Stolen Bases

1. Ralph Santana, 2006 40
2. Mike Dumas, 1996 36
3. Mike Dumas, 1997 35
4. Reggie Abercrombie, 2010 34
5. Reggie Abercrombie, 2011 33

#### Hits

1. Beau Torbert, 2010 155
2. Charles Peterson, 2001 136
3. Felix Pagan, 2001 127
4. Cesar Nicolas, 2012 125
Joe Anthonson, 2010 125

#### Doubles

1. Beau Torbert, 2010 38
2. Chad Hermansen, 2006 35
3. Jose Viera, 2002 34
4. Felix Pagan, 2001 33
5. Brandon Sing, 2010 32
Abner Arroyo, 2006 32

#### Triples

1. Patrick Reilly, 2008 9
Tyrone Pendergrass, 2003 9
3. Tyrone Pendergrass, 2002 7
Chris Powell, 1994 7
5. Eddie Gerald, 1999 6

#### Home Runs

1. Brandon Sing, 2010 27
Jermaine Swinton, 2001 27
3. Brandon Sing, 2011 24

#### ERA

1. Rob Andrakin, 1994 1.12
2. Jamie Ybarra, 1994 2.31
3. Rich Hyde, 1996 2.72
4. Rich Hyde, 1999 2.73
5. Craig Lewis, 1993 2.76

#### Wins

1. Ben Moore, 2011 13
Ryan Ford, 2008 13
3. Ryan Rodriguez, 2010 12
Pat Mahomes, 2007 12
Scott Martin, 2001 12

#### Losses

1. Peter Gehle, 2012 10
Brandon Rapoza, 2011 10
Ryan Ford, 2009 10
Micah Posey, 2007 10
4. Several tied with 9

#### Games Pitched

1. George Sherrill, 2001 48
2. Kyle Mertins, 2012 43
3. Dan Cooper, 2012 43
John Wesley, 2005 43
5. Ryan Fleckenstein, 2011 42

#### Innings Pitched

1. Ben Moore, 2011 145.0
2. Rich Hyde, 2000 140.1
3. Pat Mahomes, 2008 135.1
4. Pat Mahomes, 2007 134.2
5. Ben Moore, 2010 133.2

#### Walks

1. Ryan Shaver, 2010 64
2. Chris Salberg, 2011 57
3. Chris Salberg, 2010 55
4. Paul Magrini, 1996 54
5. Mitchell Clegg, 2012 51
Ryan Rodriguez, 2010 51
Ryan Ford, 2009 51

#### Strikeouts

1. Ben Moore, 2011 144
2. Ben Moore, 2010 126
3. Pat Mahomes, 2007 109
Jamie Ybarra, 1994 109
5. Michael Lyons, 2004 107



## WICHITA WINGNUTS

2012 Results: 59-41, 1st place, Central



300 South Sycamore, Wichita, KS 67213.

Phone: (316) 264-6887. Fax: (316) 264-2129.

WichitaWingnuts.com. • Facebook.com/WichitaWingnuts. • Twitter: @WingnutsICT

## FRONT OFFICE

Owners: Steve Ruud, Nate Robertson, Dan Waller, Gary Austerman, Nick Easter.

President/GM: Josh Robertson.

AGM/Director, Corporate Sales: Ben Keiter.

AGM/Director, Ticketing: Jeremy Mock.

Special Assistant to the GM: Brian Holman.

Director, Finance: Kay Brown.

Director, Broadcasting: Steve Schuster.

Manager, Group Sales: Brian Turner.

Director, Stadium Operations: Jeff Kline.

Dir., Community Relations: Scott Johnson.

## FIELD STAFF

Manager: Kevin Hooper.

Pitching Coach: Luke Robertson.

Hitting Coach: Jose Amado.

## GAME-DAY INFORMATION

Stadium: Lawrence-Dumont Stadium.

Broadcaster: Steve Schuster.

Year Constructed: 1934. Capacity: 6,111.

Games Broadcast: All.

Outfield Dimensions: 330-400-330.

Outlets: KWME-92.7 FM/kleyam.com.

Visiting Club Hotel: North Rock Suites, 7856 E. 36th St. North, Wichita, KS 67226.

Phone: (316) 634-2303.

## 2013 SCHEDULE

Wichita is in the Central Time Zone.

Standard home game times:

Monday-Saturday 7:05, Sunday 3:16

Other home game times:

Tuesday, June 18: 11:05 a.m. &amp; 7:05 p.m. (DH)

Monday, September 2: 5:05 p.m.

## May

Thu 16 - Fri 17

Kansas City

Sat 18 - Sun 19

@ Kansas City

Mon 20 - Wed 22

@ Gary

Thu 23 - Sat 25

New Jersey

Mon 27 - Wed 29

Amarillo

Fri 31

@ Sioux Falls

## June

Sat 1 - Sun 2

@ Sioux Falls

Mon 3 - Thu 6

El Paso

Fri 7 - Sun 9

@ St. Paul

Mon 10 - Wed 12

@ Winnipeg

Fri 14 - Sun 16

St. Paul

Mon 17 - Wed 19

Gary

Thu 20 - Sun 23

@ Sioux City

Mon 24 - Wed 26

Laredo

Fri 28 - Sun 30

Sioux City

## July

Tue 2 - Fri 5

@ Grand Prairie

Sat 6 - Tue 9

Amarillo

Wed 10 - Thu 11

Kansas City

Fri 12 - Sat 13

@ Kansas City

Sun 14 - Tue 16

@ Sioux City

Thu 18 - Sun 21

Lincoln

Mon 22 - Wed 24

Amarillo

Fri 26 - Sun 28

@ Grand Prairie

Mon 29 - Wed 31

@ El Paso

## August

Fri 2 - Sun 4

@ Newark\*

Mon 5 - Thu 8

@ Rockland\*

Fri 9 - Sun 11

@ New Jersey\*

Tue 13 - Thu 15

Gary

Fri 16 - Sun 18

Fargo-Moorhead

Tue 20 - Thu 22

@ Gary

Fri 23 - Sun 25

Grand Prairie

Tue 27 - Fri 30

@ Lincoln

Sat 31

Kansas City

## September

Sun 1 - Mon 2

Kansas City

\* - Can-Am League opponent.

## WICHITA INDEPENDENT BASEBALL HISTORY

## YEARLY RESULTS

Year	League	W	L	Pct.	Place	Attendance	Manager
2008	American Association	45	50	.474	6th (10)	146,408	Kash Beauchamp
2009	American Association	58	38	.604	1st (10)	161,170	Kevin Hooper
2010	American Association	50	46	.521	4th (10)	134,773	Kevin Hooper
2011	American Association	55	45	.550	4th (14)	159,239	Kevin Hooper
2012	American Association	59	41	.590	2nd (13)	152,727	Kevin Hooper

## PLAYOFF HISTORY

Year	Round	Opponent	Result	Year	Round	Opponent	Result
2009	Semis	Lincoln	L 3-2	2012	Semis	Laredo	W 3-0
2011	Semis	Grand Prairie	L 3-1		Finals	Winnipeg	L 3-0

## RECORDS

## Batting Average

1. Kevin Hooper, 2008	.373
2. Greg Porter, 2009	.372
3. Juan M. Richardson, 2011	.360
4. Jairo Perez, 2012	.358
5. John Rodriguez, 2012	.332

## Home Runs

1. Kelly Hunt, 2009	21
Greg Porter, 2009	21
3. C.J. Ziegler, 2012	18
4. John Rodriguez, 2012	16
5. Ryan Patterson, 2010	15

## Saves

1. Josh Dew, 2011	20
Bryon Embry, 2008	20
3. Justin Dowdy, 2010	17
4. Josh Dew, 2012	9
5. Joe D'Alessandro, 2009	8
Amad Stephens, 2009	8

## Runs Scored

1. Juan M. Richardson, 2011	81
2. Ryan Khoury, 2012	79
3. Josh Horn, 2011	75
4. Kevin Hooper, 2008	73
5. Josh Horn, 2009	68

## RBI

1. Juan M. Richardson, 2011	86
Greg Porter, 2009	86
3. John Rodriguez, 2012	81
4. Dustan Mohr, 2009	73
5. Ryan Patterson, 2010	72

## Games Pitched

1. Jared Simon, 2012	57
Nick Walters, 2012	57
3. Dustin Pease, 2010	54
4. Jared Simon, 2011	47
5. Edgar Martinez, 2012	43

## Hits

1. Juan M. Richardson, 2011	140
Greg Porter, 2009	140
3. Josh Horn, 2011	133
Kevin Hooper, 2008	133
5. David Peralta, 2012	125

## Stolen Bases

1. Ryan Khoury, 2012	37
2. Kevin Hooper, 2008	34
3. David Peralta, 2012	25
4. Mike Conroy, 2012	21
5. Josh Horn, 2009	19

## Innings Pitched

1. Derek Blacksher, 2012	144.1
2. Ryan Hinson, 2012	137.1
3. Josh Lowey, 2012	133.2
4. Ryan Hinson, 2011	131.2
5. Gabe Medina, 2010	129.2

## Doubles

1. Michael Thompson, 2009	32
2. Josh Horn, 2011	31
3. David Peralta, 2012	30
4. Jorge Delgado, 2011	29
Josh Workman, 2011	29
Michael Thompson, 2008	29

## ERA

1. Nick Singleton, 2010	2.36
2. Will Savage, 2009	2.94
3. Adam Cowart, 2009	3.05
4. Ryan Hinson, 2011	3.35
5. Brad Davis, 2009	3.35

## Walks

1. Gabe Medina, 2010	52
Gabe Medina, 2009	52
3. Leonard Landeros, 2008	49
4. Will Savage, 2009	48
5. Josh Lowey, 2012	43
Nick Singleton, 2011	43

## Triples

1. Mike Conroy, 2011	10
2. Mike Conroy, 2012	6
3. David Peralta, 2012	5
Juan M. Richardson, 2011	5
Brenan Herrera, 2008	5

## Wins

1. Josh Lowey, 2012	15
2. Ryan Hinson, 2011	11
Nick Singleton, 2011	11
Derek Blacksher, 2009	11
5. Derek Blacksher, 2012	10

## Strikeouts

1. Gabe Medina, 2010	116
2. Junior Guerra, 2011	103
3. Josh Lowey, 2012	96
4. Ryan Hinson, 2012	93
5. Derek Blacksher, 2009	93

## Losses

1. Ryan Hinson, 2012	8
Brad Davis, 2008	8
3. Several tied with	7



## INTERLEAGUE PLAY RETURNS



Two of North America's best independent leagues, the American Association and Can-Am League, will renew acquaintances in 2013. 100 interleague games will be played throughout the regular season.

## 2013 INTERLEAGUE SCHEDULE

### May

Thu 16 - Sun 19 New Jersey @ **St. Paul**  
 Mon 20 - Wed 22 New Jersey @ **Sioux City**  
 Thu 23 - Sat 25 New Jersey @ **Wichita**  
 Tue 28 - Thu 30 **St. Paul** @ Trois-Rivieres  
 Fri 31 **St. Paul** @ Quebec

### June

Sat 1 - Sun 2 **St. Paul** @ Quebec  
 Mon 3 - Thu 6 **St. Paul** @ Rockland  
 Fri 7 - Sun 9 Quebec @ **Kansas City**  
 Mon 10 - Wed 12 Quebec @ **Gary**  
 Fri 14 - Sun 16 Quebec @ **Winnipeg**  
 Mon 17 - Thu 20 **Fargo** @ Trois-Rivieres  
 Fri 21 - Sun 23 **Fargo** @ New Jersey  
 Mon 24 - Wed 26 **Fargo** @ Newark  
 Fri 28 - Sun 30 Newark @ **Grand Prairie**

### July

Tue 2 - Fri 5 Newark @ **Amarillo**  
 Sat 6 - Tue 9 Newark @ **Laredo**  
 Thu 11 - Sun 14 **Winnipeg** @ Quebec  
 Mon 15 - Wed 17 **Winnipeg** @ Trois-Rivieres  
 Thu 18 - Sat 20 **Winnipeg** @ Rockland  
 Tue 23 - Thu 25 Trois-Rivieres @ **Lincoln**  
 Fri 26 - Mon 29 Trois-Rivieres @ **Winnipeg**  
 Tue 30 - Wed 31 Trois-Rivieres @ **Sioux Falls**

### August

Thu 1 Trois-Rivieres @ **Sioux Falls**  
 Fri 2 - Sun 4 **Wichita** @ Newark  
 Mon 5 - Thu 8 **Wichita** @ Rockland  
 Fri 9 - Sun 11 **Wichita** @ New Jersey  
 Mon 12 - Thu 15 Rockland @ **Fargo**  
 Fri 16 - Sun 18 Rockland @ **Lincoln**  
 Mon 19 - Wed 21 Rockland @ **Kansas City**  
 Sat 24 - Mon 26 **Laredo** @ Newark  
 Tue 27 - Fri 30 **Laredo** @ New Jersey  
 Sat 31 **Laredo** @ Quebec

### September

Sun 1 - Mon 2 **Laredo** @ Quebec

## CAN-AM LEAGUE OPPONENTS

### NEWARK BEARS

450 Broad Street, Newark, NJ 07102.  
**Phone:** (973) 848-1000. **Fax:** (973) 621-0095.  
**Web:** NewarkBears.com.



**Director:** Doug Spiel. **CEO:** Danielle Dronet. **Field Manager:** Garry Templeton.  
**Stadium:** Bears & Eagles Riverfront Stadium. **Year Built:** 1999. **Capacity:** 6,200.  
**Interleague Home Game Times:** 6/24, 8/26 6:35 p.m.; 6/25, 6/26 10:35 a.m.; 8/2, 8/3, 8/24 7:05 p.m.; 8/4, 8/25 6:00 p.m.

**Visiting Club Hotel:**

### NEW JERSEY JACKALS

One Hall Drive, Little Falls, NJ 07424.  
**Phone:** (204) 982-2273. **Fax:** (204) 982-2274.  
**Web:** Jackals.com.



**Director:** Greg Lockard. **General Manager:** Larry Hall. **Field Manager:** Joe Calfapietra.  
**Stadium:** Yogi Berra Stadium. **Year Built:** 1998. **Capacity:** 3,784.  
**Interleague Home Game Times:** Mon-Fri 7:05, Sat 6:35, Sun 2:05.

**Visiting Club Hotel:** Ramada Inn, 130 Route 10 West, East Hanover, NJ 07936.  
**Hotel Phone:** (973) 386-5622. **Hotel Fax:** (973) 386-5724.

### QUEBEC CAPITALES

100 Cardinal Maurice Roy Road, Quebec, QC G1K 8Z1.  
**Phone:** (418) 521-2255. **Fax:** (418) 521-2266.  
**Web:** CapitalesdeQuebec.com.



**Director:** Michel Laplante. **General Manager:** Alex Harvey. **Field Manager:** Patrick Scalabrini.  
**Stadium:** Stade de Quebec. **Year Built:** 1939. **Capacity:** 4,800.  
**Interleague Home Game Times:** Mon-Sat 7:05, Sun 1:05, 9/1 7:05, 9/2 4:05.

**Visiting Club Hotel:** Cofortel, 6500 Wilfrid Hamel Boulevard, Ancienne-Lorette, QC G2E 2J1.  
**Hotel Phone:** (418) 877-4777. **Hotel Fax:** (418) 877-0013.

### ROCKLAND BOULDERS

One Provident Bank Drive, Pomona, NY 10970.  
**Phone:** (845) 364-0009. **Fax:** (845) 364-0001.  
**Web:** RocklandBoulders.com.



**Director:** Ken Lehner. **General Manager:** Shawn Reilly. **Field Manager:** Jamie Keefe.  
**Stadium:** Provident Bank Park. **Year Built:** 2011. **Capacity:** 4,750.  
**Interleague Home Game Times:** Mon-Sat 7:00, Sun 5:00, 6/5 10:30 a.m., 8/6 11:00 a.m.

**Visiting Club Hotel:** Crowne Plaza, 3 Executive Blvd., Suffern, NY 10901.  
**Hotel Phone:** (845) 357-4800. **Hotel Fax:** (845) 918-1475.

### TROIS-RIVIERES AIGLES

1760 Gilles-Villeneuve Avenue, Trois-Rivieres, QC G9A 5K8.  
**Phone:** (819) 379-0404. **Fax:** (819) 379-5087.  
**Web:** LesAiglesTR.com.



**Director:** Jean-Francois Picard. **General Manager:** Fred Lajoie. **Field Manager:** Pete Laforest.  
**Stadium:** Stade Fernand-Bédard. **Year Built:** 1939. **Capacity:** 4,500.  
**Interleague Home Game Times:** Mon-Sat 7:05, Sunday 1:05.



**Bobby Brown - Amarillo Sox**

Bobby Brown enters his first season as the manager of the Sox. Brown was the field manager for Abilene of the North American League in 2012, as the third base/hitting coach for San Angelo of the NAL in 2011, and as the manager of Las Cruces of the Continental League in 2010.

The native of Van Nuys, Calif., played eight seasons professionally, including two with the Sioux City Explorers (2004-05) and two with the Winnipeg Goldeyes (2001-02) when both teams were in the Northern League. Brown also spent time in the Kansas City Royals' system, and played college baseball at Oklahoma University.

**Tim Johnson - El Paso Diablos**

The 2012 American Association Manager of the Year, Tim Johnson is in his second season with the Diablos. The 2013 season will be Johnson's 47th year in professional baseball, a career that has seen him reach the major leagues as both a player and manager. He was a shortstop for the Milwaukee Brewers and Toronto Blue Jays from 1973 until 1979.

Following his playing career, Johnson coached in the big leagues for the Montreal Expos and Boston Red Sox. In 1998, he got his first big league managerial position as skipper of the Toronto Blue Jays. The club prospered under his leadership with an 88-74 record and continues to be the club's best record since their World Championship season of 1993.

From 2006 to 2008, he managed in the American Association with the Lincoln Saltdogs. Johnson has also managed twelve years in the Mexican Winter League, with five of his teams reaching the finals.

**Doug Simunic - Fargo-Moorhead RedHawks**

Doug Simunic will be entering his 18th season as the RedHawks' manager. Simunic has won six championships and posted winning seasons in 19 of his 20 years as a skipper. On June 26, 2011, he became the first independent league manager to reach 1,000 wins.

Simunic was selected by the Montreal Expos in the 1975 amateur draft. He played in the minor leagues for almost a decade in the Expos, Cleveland Indians and Seattle Mariners organizations and hit .248 with 61 homers in 715 games. He was also a player/coach for two seasons in the Italian professional league.

The 57-year-old coached in the Houston Astros and Los Angeles Dodgers organizations before becoming the manager of the Rochester Aces of the Northern League in 1993. The next season, he joined the league's Winnipeg Goldeyes, managed them for two seasons, and won one league championship. In 1996, he became skipper of the RedHawks, where he has accumulated an 960-596 record.

**Greg Tagert - Gary SouthShore RailCats**

Greg Tagert returns for his ninth season with Gary SouthShore. He is the winningest skipper in team history, and has never posted a record under .500 in his 17 seasons as a manager. Tagert has two championship titles along with two Manager of the Year awards.

Tagert, 50, arrived in Northwest Indiana in 2005, taking over a team that had set a league record for losses the previous season. His impact was immediate as the RailCats made the playoffs that season and won back-to-back five-game series to win the Northern League championship. After taking the RailCats to the brink of a title in 2006,

the 2007 Gary SouthShore club assembled a 58-38 regular season record and went on to win the title in another dramatic five-game series.

Tagert won his 700th career game in 2010 and has a .551 lifetime winning percentage (844-685). Originally from Vacaville, Calif., Tagert worked as a pitching coach for the University of New Mexico in 1988 and an associate scout for the Detroit Tigers in 1993-94. Tagert was a pitcher at San Francisco State University.

**Ricky VanAsselberg - Grand Prairie AirHogs**

Ricky VanAsselberg starts his third season as the AirHogs' manager. He led Grand Prairie to a league-best 64-36 record and the 2011 American Association championship; it was Van Asselberg's second straight league championship, as he led the Shreveport-Bossier Captains to the title in 2010.

VanAsselberg, 39, previously managed the Alexandria Aces in the United League. His clubs won back-to-back crowns in 2006 and 2007. VanAsselberg started his professional playing career in 1996 with the Alexandria Aces of the Texas-Louisiana League. In 1997, he was signed by the Baltimore Orioles and played for the Bluefield Orioles in the Appalachian League. Ricky also spent time with the Ozark (MO) Mountain Ducks in 2001 and Rio Grande Valley (TX) White Wings in 2002, serving as a player/coach for both clubs.


A Gardner, La., resident, Van Asselberg played collegiately at Baptist Christian (La.) College.

**Kenny Hook - Kansas City T-Bones**

Kenny Hook enters his second season as manager of the T-Bones after spending the 2011 season as the club's bench coach.

Prior to joining Kansas City, Hook coached at the collegiate level for nearly ten seasons at Benedictine (Kansas) College, Odessa (Texas) College and Maple Woods (Mo.) Community College.

In 2002, he served as the player/coach for the Rio Grande Valley WhiteWings of the Central League. He also spent four seasons with the Amarillo Dillas, earning league championship MVP honors in 1999. Hook played collegiately at Benedictine and Crowder (Mo.) Colleges.


**Pete Incaviglia - Laredo Lemurs**

After leading the Lemurs to a playoff birth in the franchise's first season, Pete Incaviglia returns to Laredo in 2013.

Previously, he piloted the Grand Prairie AirHogs from 2008 to 2010, leading the club to the league championship series in 2008. He also spent the 2004-2006 seasons as the hitting coach for the Erie Seawolves, the Detroit Tigers' Double-A affiliate.

As a player, Incaviglia spent 12 seasons in the major leagues, hitting a total of 206 home runs and appearing in the 1993 World Series with the Philadelphia Phillies. He made his big-league debut in 1986 with the Texas Rangers without having spent any time in the minor leagues.

Incaviglia also holds several NCAA single-season records, including 48 home runs and 143 RBI, which he set in 1985 for Oklahoma State University.

**Ken Oberkfell - Lincoln Saltdogs**

Ken Oberkfell begins his first season as the Saltdogs manager in 2013 after leading the Can-Am League's Newark Bears last season.

Oberkfell previously spent ten seasons coaching in the New York Mets organization, serving as the big-league club's bench coach in 2011, and managing for five seasons at the Triple-A level. Oberkfell won *Baseball America's* Minor League Manager of the Year award in 2005, leading the International League's Norfolk Tides to a 79-65 record. Prior to the Mets, he also spent four years managing in the Philadelphia Phillies' system.

Oberkfell has managed the Escogido Leones in the Dominican Winter League the last five seasons, winning the Caribbean World Series in 2010 and 2012.

The Illinois native spent 16 seasons as a player in the majors with St. Louis, Atlanta, Pittsburgh, San Francisco, Houston and California, assembling a .272 career batting average. Oberkfell was a member of the Cardinals' 1982 World Series championship team, and also played in the 1989 Fall Classic with the Giants.



**George Tsamis - St. Paul Saints**




George Tsamis begins his 11th year as manager of the Saints and 15th overall. He has a career managerial record of 654-557 (.540 winning percentage) and has won three championships.

Tsamis, 45, was drafted in the 33rd round by the Toronto Blue Jays after his junior season at Stetson but elected to stay for his senior season. He went 11-3 with a 2.48 ERA in 1989 and the Minnesota Twins were impressed enough to draft him in the 15th round. On April 26, 1993, Tsamis made his major league debut versus the Milwaukee Brewers. He pitched in 41 games for the Twins that season compiling a record of 1-2 with one save.

Following his nine-year professional playing career where he registered a 57-31 minor league record, Tsamis became the pitching coach of the Waterbury (Conn.) Spirit in the Northeast League and was promoted to the managerial role in 1999.

**Stan Cliburn - Sioux City Explorers**




Stan Cliburn begins his third season as the manager of the Explorers. He came to Sioux City after spending ten seasons in the Minnesota Twins' organization, including four years at the Triple-A level. He also managed in the prestigious Arizona Fall League in 2008, winning the league title.

From 1995 to 1999, Cliburn managed the Alexandria Aces of the Texas-Louisiana League, leading the club to two league titles. He also spent two seasons managing in the Texas Rangers organization, and four seasons in the Pittsburgh Pirates system.

As a player, the Mississippi native spent 14 seasons in professional baseball, reaching the major leagues with the California Angels in 1980.

**Steve Shirley - Sioux Falls Pheasants**



Steve Shirley will be working his seventh season as Sioux Falls manager in 2013. The league's Manager of the Year in 2008 and 2010, he also won the American Association championship in 2010. Previously, he spent the 2006 season as the pitching coach for the Winnipeg Goldeyes of the Northern League, and also served as a pitching coach for the Duluth-Superior Dukes in 1999.

Drafted in the second round by the Los Angeles Dodgers in 1974, Shirley's 15 years of professional playing experience also include time in the Pittsburgh Pirates, Detroit Tigers, Kansas City Royals, and Montreal Expos organizations. Shirley reached the majors with L.A. in 1982.

**Kevin Hooper - Wichita Wingnuts**



Kevin Hooper enters his fifth year as field manager of the Wingnuts. Last season, he led the club to its third playoff appearance and a berth in the league championship appearance. In his first four seasons, he has assembled a 222-170 record, a .566 winning percentage.

Hooper had a 10-year playing career that included time in the majors, four years in Triple-A and one as a member of the Wingnuts. In 2008, he won the American Association batting title by 40 points, hitting .373. He reached the majors in 2005 and 2006 with the Detroit Tigers. The Lawrence, Kan., native was originally drafted out of Wichita State University by the Cleveland Indians in 1998.

**Rick Forney - Winnipeg Goldeyes**



Rick Forney returns for his eighth season as the Goldeyes' manager after leading the club to the league championship in 2012.

The league's 2011 Manager of the Year, Forney spent his first three years in the Winnipeg organization as a pitcher, followed by six years as a pitching coach, before being named manager in 2005. As a manager, he has put together a record of 371-311, good for a .544 winning percentage. He is the franchise's all-time leader in strikeouts, with 313.

Forney was originally a 26th-round pick by Baltimore in 1991. He spent six seasons in the Orioles' organization, reaching as high as Triple-A.

**2012 FINAL STANDINGS**

North Division	W	L	Pct.	GB	Attendance
Fargo-Moorhead RedHawks	65	35	.650	-	187,438
Winnipeg Goldeyes	55	45	.550	10	285,263
St. Paul Saints	52	48	.520	13	240,616
Sioux Falls Pheasants	45	55	.450	20	130,541
Central Division	W	L	Pct.	GB	Attendance
Wichita Wingnuts	59	41	.590	-	152,727
Kansas City T-Bones	51	49	.510	8	260,620
Gary SouthShore RailCats	50	50	.500	9	159,837
Sioux City Explorers	45	55	.450	14	55,627
Lincoln Saltdogs	41	59	.410	18	160,986
South Division	W	L	Pct.	GB	Attendance
Laredo Lemurs	54	46	.540	-	187,845
Grand Prairie AirHogs	53	47	.530	1	108,236
El Paso Diablos	47	53	.470	7	181,122
Amarillo Sox	46	54	.460	8	133,380

**2012 Managers (seasons with club)**

- Amarillo:** John Harris, 2nd season.
- El Paso:** Jorge Alvarez, 2nd season (5/24-6/7), Tim Johnson (6/7-9/3).
- Fargo-Moorhead:** Doug Simunic, 17th season.
- Gary SouthShore:** Greg Tagert, 8th season.
- Grand Prairie:** Ricky VanAsselberg, 2nd season.
- Kansas City:** Kenny Hook, 1st season.
- Laredo:** Pete Incaviglia, 1st season.
- Lincoln:** Chris Miyake, 1st season.
- St. Paul:** George Tsamis, 10th season.
- Sioux City:** Stan Cliburn, 2nd season.
- Sioux Falls:** Steve Shirley, 6th season.
- Wichita:** Kevin Hooper, 4th season.
- Winnipeg:** Rick Forney, 7th season.

**Playoff Semifinals**

Date	Fargo-Moorhead vs. Winnipeg	Win	Loss	Save
Wed., Sept. 5	Winnipeg 4 at Fargo-Moorhead 2	Walker	Herron	Beuning
Thu., Sept. 6	Winnipeg 5 at Fargo-Moorhead 3	Baldwin	Boleska	Beuning
Fri., Sept. 7	Fargo-Moorhead 1 at Winnipeg 4	Rusch	Burnside	Beuning

**Winnipeg wins series, 3 games to 0.**

Date	Wichita vs. Laredo	Win	Loss	Save
Wed., Sept. 5	Wichita 6 at Laredo 0	Lowey	Way	
Thu., Sept. 6	Wichita 9 at Laredo 5	Hinson	Chavez	
Fri., Sept. 7	Laredo 2 at Wichita 8	Blacksher	Sasaki	

**Wichita wins series, 3 games to 0.**

**American Association Championship Series**

Date	Wichita vs. Winnipeg	Win	Loss	Save
Tue., Sept. 11	Wichita 4 at Winnipeg 5 (10)	Beuning	Dew	
Wed., Sept. 12	Wichita 3 at Winnipeg 7	Salamida	Hinson	Beuning
Fri., Sept. 14	Winnipeg 8 at Wichita 3	Rusch	Blacksher	

**Winnipeg wins league championship, 3 games to 0.**

### 2012 LEAGUE ALL-STAR TEAM & AWARDS

**1B:** Bryan Myrow, Grand Prairie  
**2B:** Jake Kahaulielio, Wichita  
**3B:** Cesar Nicolas, Sioux Falls  
**SS:** Zach Penprase, Fargo-Moorhead  
**OF:** Nic Jackson, Fargo-Moorhead  
**OF:** Chris Roberson, Winnipeg  
**OF:** Adam Buschini, Amarillo  
**C:** Chris McMurray, GP/Lincoln  
**DH:** Ryan Delgado, Fargo-Moorhead

**P:** Josh Lowey, Wichita  
**Relief:** Tom Boleska, Fargo-Moorhead  
**Player of the Year:** Nic Jackson, Fargo-Moorhead  
**Defensive Player of the Year:** Ryan Khoury, Wichita  
**Rookie of the Year:** Robert Coe, St. Paul  
**Manager of the Year:** Tim Johnson, El Paso  
**Executive of the Year:** Josh Buchholz, F-M  
**Organization of the Year:** Winnipeg Goldeyes  
**Playing Field of the Year:** Haymarket Park, Lincoln

### AMERICAN ASSOCIATION CITIES, 1902-

<b>Amarillo, Texas</b>	<b>2011-</b>
Buffalo, N.Y.	1985-1997
Charleston, W.Va.	1952-1960
Cleveland, Ohio	1914-1915
Coastal Bend (Robstown, Texas)	2006-2007
Dallas, Texas	1959
Dallas-Fort Worth, Texas	1960-1962
Denver, Colo.	1955-1962, 1969-1992
<b>El Paso, Texas</b>	<b>2006-</b>
Evansville, Ind.	1970-1984
<b>Fargo, N.D.</b>	<b>2011-</b>
Fort Worth, Texas	1959, 2006-2011
<b>Gary, Ind.</b>	<b>2011-</b>
<b>Grand Prairie, Texas</b>	<b>2008-</b>
Houston, Texas	1959-61
Indianapolis, Ind.	1902-1962, 1969-1997
Iowa (Des Moines)	1969-1997
<b>Kansas City, Kan./Mo.</b>	<b>1902-1954, 2011-</b>
<b>Laredo, Texas</b>	<b>2012-</b>
<b>Lincoln, Neb.</b>	<b>2006-</b>
Louisville, Ky.	1902-1962, 1982-1997
Milwaukee, Wis.	1902-1952
Minneapolis, Minn.	1902-1960
Nashville, Tenn.	1985-1997
New Orleans, La.	1977, 1993-1997
Oklahoma City, Okla.	1962, 1969-1997
Omaha, Neb.	1955-59, 1961-62, 1969-1997
Pensacola, Fla.	2006-2010
St. Joseph, Mo.	2006-2007
<b>St. Paul, Minn.</b>	<b>1902-1960, 2006-</b>
Shreveport, La.	2006-2011
<b>Sioux City, Iowa</b>	<b>2006-</b>
<b>Sioux Falls, S.D.</b>	<b>2006-</b>
Springfield, Ill.	1978-1981
Toledo, Ohio	1902-1913, 1916-1955
Tulsa, Okla.	1969-1976
<b>Wichita, Kan.</b>	<b>1956-1958, 1970-1984, 2008-</b>
<b>Winnipeg, Manitoba</b>	<b>2011-</b>

### Team Batting

TEAM	AVG	G	AB	R	H	2B	3B	HR	RBI	BB	HP	SO	SF	SB	CS	OBP	SLG	E
El Paso	.301	100	3617	595	1087	201	33	51	526	324	15	617	32	104	54	.362	.417	133
Wichita	.291	100	3474	584	1012	213	21	77	539	357	16	567	46	150	41	.363	.431	76
Fargo-Moorhead	.288	100	3533	614	1016	216	17	92	573	357	45	674	34	137	33	.357	.436	105
Laredo	.287	100	3445	543	987	178	25	72	479	303	42	624	36	72	30	.348	.415	99
Grand Prairie	.286	100	3439	558	983	197	38	87	520	356	48	624	25	53	26	.359	.441	122
Sioux City	.286	100	3475	482	995	195	23	67	440	250	49	695	37	53	22	.340	.414	104
Kansas City	.285	100	3510	575	1000	165	28	100	514	348	44	677	45	92	34	.353	.433	126
Winnipeg	.285	100	3449	519	984	181	22	62	475	327	47	532	33	106	33	.352	.404	99
Amarillo	.282	100	3575	564	1008	182	44	72	507	356	51	660	29	114	33	.353	.418	150
Sioux Falls	.282	100	3516	518	990	184	16	79	470	306	40	610	23	65	17	.344	.410	105
St Paul	.278	100	3477	501	965	185	16	83	449	275	37	630	37	95	38	.334	.412	92
GarySouthShore	.275	100	3354	495	921	131	38	31	455	438	49	618	45	164	56	.362	.364	91
Lincoln	.270	100	3467	490	937	186	15	72	443	351	61	642	32	101	23	.345	.395	149

### Team Pitching

TEAM	ERA	W-L	CG	SHO	SV	IP	H	R	ER	BB	SO	HR	2B	3B	OBA	WP	HB
Fargo-Moorhead	3.85	65-35	1	0	31	889.1	897	447	380	341	681	59	147	25	.263	58	43
Kansas City	4.03	51-49	8	1	21	885.0	966	494	396	274	682	84	184	15	.274	58	46
Winnipeg	4.16	55-45	1	0	22	889.1	945	469	411	284	657	61	201	15	.271	47	41
St. Paul	4.26	52-48	3	1	20	886.1	934	485	419	374	551	74	159	14	.274	55	44
Laredo	4.31	54-46	11	3	14	881.2	934	493	422	366	738	57	158	40	.273	69	59
Grand Prairie	4.39	53-47	11	5	19	875.0	937	512	427	281	615	63	186	32	.273	41	35
Wichita	4.41	59-41	1	1	22	886.0	921	503	434	335	675	73	183	32	.271	69	58
Gary SouthShore	4.62	50-50	4	1	24	878.0	984	501	451	300	540	74	167	19	.285	50	50
Sioux City	4.93	45-55	11	4	21	881.0	1033	543	483	263	555	78	193	24	.293	42	48
Amarillo	5.07	46-54	3	3	17	904.0	1057	615	509	357	672	86	189	26	.292	80	41
Sioux Falls	5.22	45-55	3	0	18	877.1	1040	586	509	325	562	87	196	26	.297	39	52
Lincoln	5.37	41-59	3	2	25	878.0	1054	622	524	360	681	69	208	22	.296	81	39
El Paso	5.45	47-53	7	1	19	893.2	1097	632	541	376	577	66	222	28	.305	73	70

### Team Fielding

TEAM	PCT	G	TC	PO	A	E	DP	PB	CS	SBA
Wichita	.980	100	3805	2657	1072	76	94	21	25	111
St Paul	.976	100	3791	2625	1074	92	82	9	34	116
Gary SouthShore	.976	100	3739	2624	1024	91	94	7	15	120
Winnipeg	.974	100	3752	2663	990	99	65	11	27	119
Laredo	.974	100	3776	2642	1035	99	96	12	34	143
Fargo-Moorhead	.973	100	3933	2665	1163	105	121	9	17	109
Sioux City	.973	100	3786	2641	1041	104	89	6	11	143
Sioux Falls	.973	100	3933	2624	1204	105	117	7	30	106
Grand Prairie	.968	100	3836	2622	1092	122	82	12	26	92
El Paso	.967	100	3973	2671	1169	133	111	26	18	108
Kansas City	.967	100	3774	2651	997	126	93	9	25	129
Amarillo	.962	100	3917	2703	1064	150	98	9	30	127
Lincoln	.961	100	3778	2605	1024	149	90	18	21	153

Home Record			Road Record			Extra-Inning Games			One-Run Games		
TEAM	W-L	PCT	TEAM	W-L	PCT	TEAM	W-L	PCT	TEAM	W-L	PCT
LAR	35-15	.700	FM	33-17	.660	LAR	4-2	.667	WIC	15-7	.682
GP	34-16	.680	WIN	29-21	.580	EP	5-3	.625	FM	10-6	.625
AMA	32-18	.640	WIC	27-22	.551	SF	5-3	.625	GARY	19-13	.594
FM	32-18	.640	KC	26-24	.520	WIC	3-2	.600	WIN	15-12	.556
WIC	32-19	.627	SP	24-26	.480	WIN	3-2	.600	LIN	18-18	.500
EP	28-21	.571	GARY	22-28	.440	SP	7-5	.583	LAR	14-14	.500
GARY	28-22	.560	SC	21-29	.420	KC	4-3	.571	GP	14-14	.500
SP	28-22	.560	LAR	19-31	.380	SC	4-3	.571	SC	17-18	.486
SF	28-22	.560	GP	19-31	.380	FM	3-3	.500	AMA	14-17	.452
WIN	26-24	.520	EP	19-32	.373	GARY	3-3	.500	SF	8-10	.444
KC	25-25	.500	SF	17-33	.340	GP	3-3	.500	EP	15-19	.441
LIN	24-26	.480	LIN	17-33	.340	LIN	3-3	.500	SP	11-15	.423
SC	24-26	.480	AMA	14-36	.280	AMA	1-9	.100	KC	9-16	.360

### vs. Can-Am League

Amarillo 4-0	El Paso 2-2	Fargo-Moorhead 3-0	Gary SouthShore 10-5
Grand Prairie 10-3	Laredo 3-0	Lincoln 6-7	Kansas City 7-9
Sioux City 3-0	Sioux Falls 3-1	Wichita 1-2	St. Paul 10-6
			Winnipeg 0-3

## Batting Leaders

BATTER	TEAM	AVG	G	AB	R	H	HR	RBI	BB	SO
Kahualelio, Jake	Wichita	.372	59	239	60	89	6	39	26	29
Myrow, Brian	Grand Prairie	.364	92	316	65	115	12	63	75	72
Buschini, Adam	Amarillo	.354	96	395	87	140	14	70	35	58
Mojica, Jimmy	Laredo	.339	93	389	72	132	9	61	29	51
Nicolas, Cesar	Sioux Falls	.335	99	373	62	125	12	82	54	62
Rodriguez, John	Wichita	.332	94	373	67	124	16	81	39	44
Newton, Brandon	Sioux City	.332	89	352	67	117	1	32	41	52
Rohan, Jimmy	Lincoln	.332	72	271	39	90	4	42	36	20
Peralta, David	Wichita	.332	98	377	65	125	3	70	36	36
Allen, John	Laredo	.331	92	359	63	119	11	59	35	63

## Category Leaders

Home Runs			RBI			Stolen Bases		
Delgado, Ryan	FM	20	Jackson, Nic	FM	89	Penprase, Zach	FM	47
Sheldon, Ole	SP	20	Delgado, Ryan	FM	86	Gonzalez, Maikol	EP	40
Mazzola, Josh	WIN	18	Nicolas, Cesar	SF	82	Khoury, Ryan	WIC	37
McMurray, Chris	LIN	18	Rodriguez, Andres	GP	81	Roberson, Chris	WIN	36
Goodwin, Devin	KC	18	Rodriguez, John	WIC	81	Buschini, Adam	AMA	34

At-Bats			Runs			Hits		
Gonzalez, Maikol	EP	427	Penprase, Zach	FM	95	Gonzalez, Maikol	EP	141
Bolden, Jared	SF	423	Buschini, Adam	AMA	87	Buschini, Adam	AMA	140
Massaro, Mike	GARY	415	Gonzalez, Maikol	EP	83	Massaro, Mike	GARY	135
Alberts, Tim	AMA	408	Khoury, Ryan	WIC	79	Mojica, Jimmy	LAR	132
Kendall, Price	WIN	407	Jackson, Nic	FM	77	Alberts, Tim	AMA	130

Total Bases			Doubles			Triples		
Buschini, Adam	AMA	222	Nicolas, Cesar	SF	34	Massaro, Mike	GARY	12
Jackson, Nic	FM	211	Serrano, Ray	SC	32	Simon, Keanon	GP	11
Alberts, Tim	AMA	208	Jackson, Nic	FM	31	Alberts, Tim	AMA	9
Jones, Brandon	KC	206	Myrow, Brian	GP	31	Buschini, Adam	AMA	8
Delgado, Ryan	FM	201	Allen, John	LAR	31	Roberson, Chris	WIN	7

Walks			Extra-Base Hits			On-Base Percentage		
Klein, Adam	GARY	82	Jackson, Nic	FM	50	Myrow, Brian	GP	.490
Myrow, Brian	GP	75	Myrow, Brian	GP	48	Kahualelio, Jake	WIC	.448
Penprase, Zach	FM	73	Delgado, Ryan	FM	47	Nicolas, Cesar	SF	.426
Fronk, Reid	EP	59	Nicolas, Cesar	SF	47	Espinosa, David	LIN	.425
Khoury, Ryan	WIC	59	Jones, Brandon	KC	46	Penprase, Zach	FM	.424

Slugging Percentage			Strikeouts			Hit by Pitch		
Myrow, Brian	GP	.608	Backman, Wally	SC	111	Fronk, Reid	EP	14
McMurray, Chris	LIN	.604	Sanchez, Kris	KC	104	Kendall, Price	WIN	12
Buschini, Adam	AMA	.562	Frichter, Bryan	GP	103	Conroy, Mike	WIC	11
Delgado, Ryan	FM	.551	Alberts, Tim	AMA	102	Holdren, Stephen	LIN	11
Mazzola, Josh	WIN	.541	Bourquin, Ronnie	SP	95	Goodro, Tyler	AMA	11

## League Pitching Leaders

PITCHER	TEAM	G	W-L	ERA	IP	H	BB	SO
Rusch, Matthew	Winnipeg	21	10-4	2.40	139.0	117	31	113
Irvine, Lucas	Kansas City	30	4-2	2.59	104.1	105	42	107
Coe, Robert	St. Paul	22	12-5	2.91	139.1	124	59	87
Burnside, Paul	Fargo-Moorhead	20	9-6	3.20	115.1	101	62	91
Hiscock, Stephen	Gary	25	6-6	3.22	125.2	120	37	69
Herron, Tyler	Fargo-Moorhead	23	12-3	3.29	123.0	113	30	105
Anderson, Devin	Kansas City	19	7-6	3.37	112.1	136	28	70
Garceau, Shaun	Kansas City	17	9-6	3.47	106.1	106	27	75
Caldera, Alex	Fargo-Moorhead	20	10-4	3.50	123.1	126	44	88
Lowey, Josh	Wichita	23	15-4	3.57	133.2	126	43	96

## Category Leaders

Wins			Losses			Saves		
Lowey, Josh	WIC	15	Rainwater, Josh	KC	11	Boleska, John	FM	29
Herron, Tyler	FM	12	Gehle, Peter	SF	10	Zocchi, P.J.	LIN	24
DeBarr, Nick	GP	12	Coombs, Morgan	GARY	9	Bodishbaugh, Chris	WIN	19
Coe, Robert	SP	12	Edwards, Justin	LIN	8	Dowdy, Justin	GP	17
Rusch, Matthew	WIN	10	Jarvis, Jason	SC	8	Prado, Marcel	EP	15

Strikeouts			Games			Games Started		
Rusch, Matthew	WIN	113	Simon, Jared	WIC	57	Blacksher, Derek	WIC	22
Grening, Brian	KC	113	Walters, Nic	WIC	57	Sheldon, Ryan	LIN	21
Way, Matt	LAR	112	Morales, Ronnie	GP	55	Hinson, Ryan	WIC	21
Sheldon, Ryan	LIN	108	Littleton, Wes	AMA	53	Brownell, John	GP	21
Irvine, Lucas	KC	107	Van Leur, Jack	WIN	51	Jarvis, Jason	SC	21

Complete Games			Shutouts			Innings		
Jarvis, Jason	SC	6	Jarvis, Jason	SC	2	Brownell, John	GP	148.0
Way, Matt	LAR	6	Way, Matt	LAR	2	Grening, Brian	KC	146.1
Hodsdon, Scott	EP	4	Quijano, Alain	GP	2	Jarvis, Jason	SC	145.2
DeBarr, Nick	GP	4	Sinnery, Brandon	LIN	2	Blacksher, Derek	WIC	144.1
Brownell, John	GP	4	Brownell, John	GP	2	Hodsdon, Scott	EP	142.2

Walks			Home Runs Allowed		
Burnside, Paul	FM	62	Mitchell, Ryan	AMA	21
Way, Matt	LAR	61	Rainwater, Josh	KC	19
Coe, Robert	SP	59	Coombs, Morgan	GARY	18
Lofgren, Chuck	AMA	58	Grening, Brian	KC	17
Laber, Jake	FM	57	Blacksher, Derek	WIC	17

Longest Team Winning Streaks				Longest Team Losing Streaks			
Team	Games	Start	End	Team	Games	Start	End
Fargo-Moorhead	14	7/3	7/17	Grand Prairie	8	7/12	7/20
Grand Prairie	11	6/26	7/7	El Paso	7	8/24	8/28
Wichita	11	5/22	6/3	El Paso	7	5/19	5/25
Laredo	11	8/17	8/28	Sioux Falls	7	8/4	8/11
Grand Prairie	10	6/10	6/19	Gary SouthShore	7	6/27	7/3
Wichita	8	6/16	6/23	Amarillo	7	7/27	8/3
Fargo-Moorhead	7	7/22	7/29	El Paso	6	6/1	6/6
St. Paul	7	7/14	7/21	Lincoln	6	7/21	7/27
St. Paul	7	7/25	7/31	Sioux Falls	6	7/5	7/10
St. Paul	7	8/17	8/24	Sioux Falls	6	7/21	7/27

**Team Batting Game Highs**

**At-Bats:** 66, El Paso (vs. Amarillo, July 17)  
**Hits:** 26, Lincoln (vs. St. Paul, July 4)  
**Runs Scored:** 22, El Paso (vs. Laredo, July 4)  
**RBI:** 20, Amarillo (vs. Laredo, May 25)  
**Doubles:** 8, Lincoln (vs. St. Paul, July 4)  
**Triples:** 5, Amarillo (vs. Laredo, June 25)  
**Home Runs:** 5, Wichita (vs. New Jersey, May 23)  
**Total Bases:** 43, Lincoln (vs. St. Paul, July 4)  
**Walks:** 12, Wichita (vs. Kansas City, June 16)  
**Strikeouts:** 18, Lincoln (vs. Wichita, May 20)  
**Sacrifice Flies:** 4, Sioux City (vs. Gary SouthShore, July 4)  
**Stolen Bases:** 7, Gary SouthShore (vs. Newark, June 7)  
**Caught Stealing:** 3, Sioux Falls (vs. Gary SouthShore, August 17)  
**Hit by Pitch:** 6, Lincoln (vs. El Paso, July 22)  
**Runners Left On Base:** 23, Grand Prairie (vs. El Paso, August 17)  
**Hit into Double Play:** 5, Sioux Falls (vs. Fargo-Moorhead, July 17)

**Team Fielding Game Highs**

**Putouts:** 48, El Paso (vs. Amarillo, July 17)  
**Assists:** 27, Gary SouthShore (vs. Amarillo, August 8)  
**Errors:** 6, Kansas City (vs. Wichita, July 14)  
**Passed Balls:** 2, El Paso (vs. Laredo, June 3)

**Team Pitching Game Highs**

**Innings Pitched:** 16.0, El Paso (vs. Amarillo, July 17)  
**Hits Allowed:** 26, St. Paul (vs. Lincoln, July 4)  
**Runs Allowed:** 22, Laredo (vs. El Paso, July 4)  
**Strikeouts:** 18, Wichita (vs. Lincoln, May 20)  
**Wild Pitches:** 6, Laredo (vs. Sioux Falls, August 15)  
**Hit Batters:** 6, El Paso (vs. Lincoln, July 22)

**Individual Batting Game Highs**

**At-Bats:** 9, Harrison Kain, Amarillo (vs. El Paso, July 17)  
**Hits:** 5, several.  
**Runs Scored:** 4, Mitch Abeita, Amarillo (vs. Laredo, May 25)  
**RBI:** 7, Matthew Tucker, Amarillo (vs. Laredo, May 25)  
**Doubles:** 4, Nic Jackson, Fargo-Moorhead (vs. Winnipeg, September 3)  
**Triples:** 3, Mike Massaro, Gary SouthShore (vs. Lincoln, June 24)  
**Home Runs:** 3, Peter Barrows, Sioux City (vs. Winnipeg, August 31)  
**Total Bases:** 12, Peter Barrows, Sioux City (vs. Winnipeg, August 31)  
**Walks:** 5, Brian Myrow, Grand Prairie (vs. El Paso, August 17)  
**Strikeouts:** 5, Josh Mazzola, Winnipeg (vs. Amarillo, May 20)  
**Sacrifice Flies:** 3, Kris Sanchez, Sioux City (vs. Gary SouthShore, July 4)  
**Stolen Bases:** 4, Ryan Khoury, Wichita (vs. Laredo, July 29)  
**Caught Stealing:** 2, Joe Spiers, Lincoln (vs. Kansas City, July 1)  
**Hit by Pitch:** 3, Jonny Kaplan, Grand Prairie (vs. El Paso, August 17)  
**Hit into Double Play:** 3, Chris McMurray, Grand Prairie (vs. Kansas City, July 28)

**Individual Fielding Game Highs**

**Putouts:** 20, Kenny Bryant, Gary SouthShore (vs. Amarillo, August 8)  
**Assists:** 12, David Cooper, Gary SouthShore (vs. Amarillo, August 8)  
**Errors:**  
**Passed Balls:** 2, Kevin Butler, Laredo (vs. El Paso, June 2)

**Individual Pitching Game Highs**

**Innings Pitched:** 10.0, Scott Hodsdon, El Paso (vs. Amarillo, July 27)  
**Hits Allowed:** 18, Manny Ayala, Laredo (vs. El Paso, July 5)  
**Runs Allowed:** 14, Mark Haynes, Laredo (vs. Amarillo, May 26)  
**Strikeouts:** 13, Brian Grening, Kansas City (vs. Sioux City, September 2)  
**Wild Pitches:** 3, Nick Schumacher, Sioux City (vs. Gary SouthShore, August 1)  
**Hit Batters:** 4, Nick Schumacher, Sioux City (vs. El Paso, August 12)

**2012 Monthly Honors**

Month	Batter of the Month	Pitcher of the Month
June	C.J. Ziegler, Wichita	Matt Rusch, Winnipeg
July	Wellington Dotel, El Paso	Robert Coe, St. Paul
August	Eric Campbell, Fargo-Moorhead	Tyler Herron, Fargo-Moorhead

**2012 Weekly Honors**

Week Ending	Batter of the Week	Pitcher of the Week
May 20	Ryan Priddy, Sioux City	Alex Caldera, Fargo-Moorhead
May 27	Matthew Tucker, Amarillo	Nick DeBarr, Grand Prairie
June 3	Tim Alberts, Amarillo	Andrew Walker, Winnipeg
June 10	Christian Guerrero, Sioux Falls	Matt Rusch, Winnipeg
June 17	Michael Lang, Sioux City	Nick DeBarr, Grand Prairie
June 24	C.J. Ziegler, Wichita	Jason Jarvis, Sioux City
July 1	Jon Gaston, Fargo-Moorhead	Scott Hodsdon, El Paso
July 8	John Alonso, Lincoln	Robert Coe, St. Paul
July 15	Josh Mazzola, Winnipeg	Ryan Mitchell, Amarillo
July 22	Chris Roberson, Winnipeg	Justin Garcia, Amarillo
July 29	Nic Jackson, Fargo-Moorhead	Lune Anderson, St. Paul
August 5	Reggie Abercrombie, Sioux Falls	Josh Lowey, Wichita
August 12	John Allen, Laredo	Scott Hodsdon, El Paso
August 19	Zach Penprase, Fargo-Moorhead	Kyle Ruwe, St. Paul
August 26	Jimmy Mojica, Laredo	Jason Jarvis, Sioux City
September 2	Stephen Douglas, Laredo	Matt Rusch, Winnipeg

**Longest Hitting Streaks**

PLAYER	G	AVG	AB	R	H	HR	BB	OBP	FIRST	LAST
Wally Backman, Sioux City	24	.361	97	19	35	2	12	.427	7/29	8/28
Zach Penprase, Fargo-Moorhead	22	.385	96	26	37	1	9	.449	6/30	7/24
Palmer Karr, Laredo	21	.410	83	18	34	6	6	.462	7/28	8/18
Chris Roberson, Winnipeg	21	.484	95	23	46	1	3	.500	7/16	8/7
Ray Serrano, Sioux City	19	.325	80	12	26	1	3	.357	8/3	8/24
Adam Buschini, Amarillo	19	.388	85	16	33	2	2	.398	7/31	8/22
Jose Duran, Winnipeg	19	.347	72	13	25	0	5	.385	6/16	7/6
Josh Mazzola, Winnipeg	19	.377	77	13	29	4	4	.407	7/3	7/22
Cesar Nicolas, Sioux Falls	19	.405	74	15	30	2	9	.476	6/5	6/28
Wellington Dotel, El Paso	18	.424	85	14	36	2	2	.437	7/14	8/3

**Longest Pitching Win Streaks**

PLAYER	G	FIRST	LAST
Tyler Herron, Fargo-Moorhead	6	8/4	8/30
Nick DeBarr, Grand Prairie	6	5/18	6/15
Shaun Garceau, Kansas City	5	6/12	7/3
Josh Lowey, Wichita	5	5/25	6/16
Justin Garcia, Amarillo	5	7/5	7/26
Ryan Mitchell, Amarillo	4	6/1	6/17
Devin Anderson, Kansas City	4	7/23	8/8
Scott Hodsdon, El Paso	4	6/24	7/9
Jake Laber, Fargo-Moorhead	4	7/24	8/11
Tyler Herron, Fargo-Moorhead	4	7/8	7/25





2012 TEAM STATISTICS

Table with 16 columns: Pitcher, G, GS, CG, IP, H, R, ER, BB, SO, W, L, SV, 2B, 3B, ERA. Lists stats for pitchers like Boleska, Tom; Burnside, Paul; Butler, Tony, etc.

Gary SouthShore RailCats • 50-50, 3rd place, Central. • Greg Tagert, manager.

Summary table for Gary SouthShore RailCats with columns: vs. Amarillo: 3-3, vs. Newark: 3-1, vs. Sioux Falls: 6-7, vs. Fargo-Moorhead: 0-3, vs. New Jersey: 3-1, vs. Wichita: 3-6, vs. Kansas City: 3-4, vs. Quebec: 1-2, vs. Winnipeg: 2-4, vs. Laredo: 2-4, vs. St. Paul: 10-5, vs. Worcester: 3-1, vs. Lincoln: 6-4, vs. Sioux City: 5-5.

Table with 17 columns: Player, POS, AVG, G, AB, R, H, 2B, 3B, HR, RBI, BB, HBP, SO, SB, CS, DP, E. Lists stats for players like Babineau, Ryan; Bryant, Kenny; Carrara, Chris, etc.

Table with 16 columns: Pitcher, G, GS, CG, IP, H, R, ER, BB, SO, W, L, SV, 2B, 3B, ERA. Lists stats for pitchers like Allen, Chris; Carter, Dexter; Coombs, Morgan, etc.

2012 TEAM STATISTICS

Table with 16 columns: Pitcher, G, GS, CG, IP, H, R, ER, BB, SO, W, L, SV, 2B, 3B, ERA. Lists stats for pitchers like Quinowski, David; Rhoades, Chad; Roelle, Justin, etc.

Grand Prairie AirHogs • 53-47, 2nd place, South. • Ricky VanAsselberg, manager.

Summary table for Grand Prairie AirHogs with columns: vs. Amarillo: 8-5, vs. Newark: 3-0, vs. Sioux City: 5-1, vs. El Paso: 8-9, vs. New Jersey: 2-1, vs. Sioux Falls: 2-1, vs. Fargo-Moorhead: 2-5, vs. Rockland: 3-1, vs. Wichita: 4-3, vs. Kansas City: 2-8, vs. St. Paul: 0-3, vs. Worcester: 2-1, vs. Laredo: 12-9.

Table with 17 columns: Player, POS, AVG, G, AB, R, H, 2B, 3B, HR, RBI, BB, HBP, SO, SB, CS, DP, E. Lists stats for players like Alonso, John; Alvarez, Jorge; Brownstein, Mike, etc.

Table with 16 columns: Pitcher, G, GS, CG, IP, H, R, ER, BB, SO, W, L, SV, 2B, 3B, ERA. Lists stats for pitchers like Bailey, Griffin; Brownell, John; Cowan, Jake, etc.









## AMERICAN ASSOCIATION SEASONS IN REVIEW

## 2006

North Division	W	L	Pct.	GB	Attend.	Manager
Lincoln Saltdogs	65	31	.677	--	190,873	Tim Johnson
St. Paul Saints	54	42	.563	11	288,171	George Tsamis
St. Joe Blacksnakes	49	46	.516	15.5	59,264	Chris Carminucci
Sioux City Explorers	43	53	.448	22	88,408	Ed Nottle
Sioux Falls Canaries	34	62	.354	31	120,536	Mike Pinto
South Division	W	L	Pct.	GB	Attend.	Manager
Fort Worth Cats	56	39	.589	--	177,894	Stan Hough
Shreveport Sports	54	39	.581	1	53,107	Bob Flori
Coastal Bend Aviators	49	47	.510	7.5	85,862	John Harris
Pensacola Pelicans	39	57	.406	17.5	78,755	Kash Beauchamp
El Paso Diablos	33	60	.355	22	155,651	Mike Marshall Carlos Sepulveda Butch Henry

**Semifinals:** St. Paul 3 games, Lincoln 1; Ft. Worth 3 games, Shreveport 2.

**Finals:** Fort Worth 3 games, St. Paul 2.

## 2006 League Leaders

<b>BA:</b> Pichi Balet, Lincoln, .378	<b>HR:</b> Wil Quintana, St. Joe, 21
<b>Runs:</b> Evan Tartaglia, C.B./Lincoln, 80	<b>Wins:</b> Cory Walters, Ft. Worth, 14
<b>Hits:</b> Pichi Balet, Lincoln, 136	<b>SO:</b> Cory Walters, Ft. Worth, 111
<b>RBI:</b> Pichi Balet, Lincoln, 82	<b>ERA:</b> Lindsay Gulin, Lincoln, 2.10

## 2006 All-Stars

<b>1B:</b> Pichi Balet, Lincoln	<b>C:</b> Chris Grossman, Sioux City
<b>2B:</b> Alex Llanos, Sioux City	<b>UTIL:</b> Jorge Alvarez, El Paso
<b>3B:</b> Trino Aguilar, Pensacola	<b>LHP:</b> Lindsay Gulin, Lincoln
<b>SS:</b> Carlos Mendoza, Pensacola	<b>RHP:</b> Cory Walters, Ft. Worth
<b>OF:</b> Chad Hermansen, Sioux Falls	<b>Relief:</b> Tony Pierce, Pensacola
<b>OF:</b> Wil Quintana, St. Joe	<b>MVP:</b> Pichi Balet, Lincoln
<b>OF:</b> Brian Sprout, St. Paul	<b>Mgr. of the Year:</b> Tim Johnson, Lincoln

## 2007

North Division	W	L	Pct.	GB	Attend.	Manager
Lincoln Saltdogs	57	36	.613	--	193,040	Tim Johnson
St. Paul Saints	57	39	.594	1.5	297,834	George Tsamis
Sioux Falls Canaries	53	43	.552	5.5	144,025	Steve Shirley
Sioux City Explorers	40	56	.417	18.5	92,786	Ed Nottle
St. Joe Blacksnakes	34	62	.354	24.5	30,244	Al Gallagher
South Division	W	L	Pct.	GB	Attend.	Manager
El Paso Diablos	56	40	.583	--	211,316	Butch Henry
Fort Worth Cats	53	40	.570	1.5	141,330	Stan Hough
Shreveport Sports	47	48	.495	8.5	57,085	Bob Flori
Coastal Bend Aviators	38	54	.413	16	58,715	John Harris
Pensacola Pelicans	39	56	.411	19	92,466	Mac Seibert

**Semifinals:** St. Paul 3 games, Lincoln 0; Fort Worth 3 games, El Paso 2.

**Finals:** Ft. Worth 3 games, St. Paul 2.

## 2007 League Leaders

<b>BA:</b> Will Smith, Sioux Falls, .367	<b>HR:</b> Trino Aguilar, Pensacola, 16
<b>Runs:</b> Walter Olmsted, El Paso, 79	<b>Wins:</b> Pat Mahomes, Sioux Falls, 12
<b>Hits:</b> Jorge Alvarez, El Paso, 148	<b>SO:</b> Charlie Ruud, St. Paul, 110
<b>RBI:</b> Jorge Alvarez, El Paso, 91	<b>ERA:</b> Lenny Bays, Sioux Falls, 2.90

## 2007 All-Stars

<b>1B:</b> Walter Olmsted, El Paso	<b>C:</b> Marcel Longmire, St. Paul
<b>2B:</b> Josh Patton, Lincoln	<b>Utility:</b> Jorge Alvarez, El Paso
<b>3B:</b> Trino Aguilar, Pensacola	<b>LHP:</b> Joel Kirsten, Ft. Worth
<b>SS:</b> Albenis Machado, El Paso	<b>RHP:</b> Pat Mahomes, Sioux Falls
<b>OF:</b> Brian Fryer, Coastal Bend/Fort Worth	<b>Relief:</b> Jerrod Fuell, Sioux Falls
<b>OF:</b> Jorge Moreno, Sioux City	<b>MVP:</b> Jorge Alvarez, El Paso
<b>OF:</b> Seth Pietsch, Lincoln	<b>Mgr. of the Year:</b> Butch Henry, El Paso

## 2008

North Division	W	L	Pct.	GB	Attend.	Manager
Sioux Falls Canaries	60	36	.625	--	150,837	Steve Shirley
Sioux City Explorers	52	44	.542	8	87,616	Les Lancaster
Lincoln Saltdogs	50	45	.526	9.5	182,852	Tim Johnson
Wichita Wingnuts	45	50	.474	14.5	146,408	Kash Beauchamp
St. Paul Saints	42	54	.438	18	286,796	George Tsamis
South Division	W	L	Pct.	GB	Attend.	Manager
Fort Worth Cats	60	36	.625	--	185,175	Chad Tredaway
Grand Prairie AirHogs	56	40	.583	4	143,627	Pete Incaviglia
El Paso Diablos	43	51	.457	16	182,380	Butch Henry
Pensacola Pelicans	43	53	.448	17	82,999	Mac Seibert
Shreveport Sports	26	68	.277	33	57,975	Terry Bevington Eddie Gerald

**Semifinals:** Sioux Falls 3 games, Sioux City 0; Grand Prairie 3 games, Fort Worth 1.

**Finals:** Sioux Falls 3 games, Grand Prairie 1.

## 2008 League Leaders

<b>BA:</b> Kevin Hooper, Wichita, .373	<b>HR:</b> Brandon Sing, Pensacola, 22
<b>Runs:</b> Grant Richardson, Sioux Falls, 88	<b>Wins:</b> Pedro Flores, Fort Worth, 14
<b>Hits:</b> Brian Fryer, Fort Worth, 133	<b>SO:</b> Thad Markray, Shreveport, 110
Kevin Hooper, Wichita, 133	<b>ERA:</b> Nick Singleton, Sioux City, 2.24
<b>RBI:</b> Brandon Sing, Pensacola, 86	

## 2008 All-Stars

<b>1B:</b> Brandon Sing, Pensacola	<b>C:</b> J.B. Tucker, Grand Prairie
<b>2B:</b> Brenan Herrera, Wichita	<b>Utility:</b> John Allen, Ft. Worth
<b>3B:</b> Grant Richardson, Sioux Falls	<b>LHP:</b> Joel Kirsten, Ft. Worth
<b>SS:</b> Kevin Hooper, Wichita	<b>RHP:</b> Nick Singleton, Sioux City
<b>OF:</b> Brian Fryer, Fort Worth	<b>Relief:</b> Kris Regas, Sioux Falls
<b>OF:</b> Brent Krause, St. Paul	<b>MVP:</b> Beau Torbert, Sioux Falls
<b>OF:</b> Beau Torbert, Sioux Falls	<b>Mgr. of the Year:</b> Steve Shirley, Sioux Falls

## 2009

North Division	W	L	Pct.	GB	Attend.	Manager
Wichita Wingnuts	58	38	.604	--	161,170	Kevin Hooper
Lincoln Saltdogs	49	47	.510	9	172,445	Marty Scott
St. Paul Saints	49	47	.510	9	267,398	George Tsamis
Sioux City Explorers	40	56	.417	18	70,978	Les Lancaster
Sioux Falls Canaries	40	56	.417	18	132,529	Steve Shirley
South Division	W	L	Pct.	GB	Attend.	Manager
Fort Worth Cats	53	43	.552	--	177,807	Chad Tredaway
Pensacola Pelicans	53	43	.552	--	71,797	Talmadge Nunnari
Grand Prairie AirHogs	48	48	.500	5	141,132	Pete Incaviglia
Shreveport-Bossier Captains	48	48	.500	5	86,635	Ricky VanAsselberg
El Paso Diablos	42	54	.438	11	200,323	Butch Henry

**Semifinals:** Lincoln 3 games, Wichita 2; Pensacola 3 games, Fort Worth 1.

**Finals:** Lincoln 3 games, Pensacola 2.

## 2009 League Leaders

<b>BA:</b> Greg Porter, Wichita, .372	<b>HR:</b> Kelly Hunt, Wichita, 21
<b>Runs:</b> Cesar Nicolas, Grand Prairie, 83	Greg Porter, Wichita, 21
<b>Hits:</b> Greg Porter, Wichita, 140	<b>Wins:</b> Derek Blacksher, Wichita, 11
<b>RBI:</b> Cesar Nicolas, Grand Prairie, 103	<b>SO:</b> Ben Moore, Sioux Falls, 101
	<b>ERA:</b> Kyle Middleton, Pensacola, 1.75

## 2009 All-Stars

<b>1B:</b> John Allen, Fort Worth	<b>C:</b> Joe Muich, Wichita
<b>2B:</b> Antoin Gray, Pensacola	<b>Utility:</b> Chase Burch, Pensacola
<b>3B:</b> Cesar Nicolas, Grand Prairie	<b>LHP:</b> Brad Davis, Wichita
<b>SS:</b> Josh Horn, Wichita	<b>RHP:</b> Derek Blacksher, Wichita
<b>OF:</b> Brian Fryer, Fort Worth	<b>Relief:</b> Chris Thompson, El Paso/Lincoln
<b>OF:</b> Brent Krause, St. Paul	<b>MVP:</b> Greg Porter, Wichita
<b>OF:</b> Greg Porter, Wichita	<b>Mgr. of the Year:</b> Kevin Hooper, Wichita

## 2010

North Division	W	L	Pct.	GB	Attend.	Manager
Sioux Falls Pheasants	63	33	.656	--	86,518	Steve Shirley
Lincoln Saltdogs	51	45	.531	12	163,676	Marty Scott
Wichita Wingnuts	50	46	.521	13	134,773	Kevin Hooper
Sioux City Explorers	49	47	.510	14	56,428	Les Lancaster
St. Paul Saints	45	51	.469	18	237,994	George Tsamis
South Division	W	L	Pct.	GB	Attend.	Manager
Shreveport-Bossier Captains	58	37	.611	--	71,468	Ricky VanAsselberg
Pensacola Pelicans	49	46	.516	9	50,608	Talmadge Nunnari
Grand Prairie AirHogs	43	52	.453	15	124,539	Pete Incaviglia
Fort Worth Cats	37	56	.398	20	122,062	Chad Tredaway
El Paso Diablos	31	63	.330	26.5	179,452	Butch Henry

**Semifinals:** Sioux Falls 3 games, Lincoln 0; Shreveport-Bossier 3 games, Pensacola 2.

**Finals:** Shreveport-Bossier 3 games, Sioux Falls 0.

## 2010 All-Stars

<b>1B:</b> Brandon Sing, Sioux Falls	<b>C:</b> Lou Palmisano, Pensacola
<b>2B:</b> Hector Bernal, El Paso/St. Paul	<b>Utility:</b> Chris Garcia, Shreveport
<b>3B:</b> Trevor Lawhorn, Sioux Falls	<b>LHP:</b> Chris Salberg, Sioux Falls
<b>SS:</b> David Espinosa, Grand Prairie	<b>RHP:</b> Ben Moore, Sioux Falls
<b>OF:</b> Reggie Abercrombie, Sioux Falls	<b>Relief:</b> Aaron Cotter, Sioux Falls
<b>OF:</b> Greg Porter, Grand Prairie	<b>MVP:</b> Beau Torbert, Sioux Falls
<b>OF:</b> Beau Torbert, Sioux Falls	<b>Mgr. of the Year:</b> Steve Shirley, Sioux Falls

## 2010 League Leaders

<b>BA:</b> Beau Torbert, Sioux Falls, .394	<b>HR:</b> Brandon Sing, Sioux Falls, 27
<b>Runs:</b> Reggie Abercrombie, Sioux Falls, 89	<b>Wins:</b> Ryan Rodriguez, Sioux Falls, 12
<b>Hits:</b> Beau Torbert, Sioux Falls, 155	<b>SO:</b> Ben Moore, Sioux Falls, 126
<b>RBI:</b> Beau Torbert, Sioux Falls, 100	<b>ERA:</b> Nick Singleton, Wichita, 2.36

## 2011

North Division	W	L	Pct.	GB	Attend.	Manager
Winnipeg Goldeyes	60	40	.600	-	275,521	Rick Forney
St. Paul Saints	56	44	.560	4	240,206	George Tsamis
Fargo-Moorhead RedHawks	44	56	.440	16	175,918	Doug Simunic
Sioux Falls Pheasants	42	57	.425	18	76,549	Steve Shirley
Central Division	W	L	Pct.	GB	Attend.	Manager
Wichita Wingnuts	55	45	.550	-	138,865	Kevin Hooper
Gary SouthShore RailCats	54	46	.540	1	157,676	Greg Tagert
Lincoln Saltdogs	51	48	.515	3.5	157,647	Marty Scott
Sioux City Explorers	51	49	.510	4	64,000	Stan Cliburn
Kansas City T-Bones	48	52	.480	7	261,115	Tim Doherty
South Division	W	L	Pct.	GB	Attend.	Manager
Grand Prairie AirHogs	64	36	.640	-	117,861	Ricky VanAsselberg
Fort Worth Cats	48	52	.480	16	108,020	Stan Hough
Shreveport-Bossier Captains	45	55	.450	19	56,910	Vince Moore
Amarillo Sox	44	56	.440	20	138,865	John Harris
El Paso Diablos	37	63	.370	27	172,742	Jorge Alvarez

**Semifinals:** St. Paul 3 games; Winnipeg 2; Grand Prairie 3 games, Wichita 1.

**Finals:** Grand Prairie 3 games, St. Paul 2.

## 2011 All-Stars

<b>1B:</b> Trent Lockwood, Fort Worth	<b>C:</b> Kelley Gullledge, Fort Worth
<b>2B:</b> Brad Boyer, Gary SouthShore	<b>P:</b> Ben Moore, Sioux Falls
<b>3B:</b> Juan Richardson, Wichita	<b>Relief:</b> Jon Hunton, Grand Prairie
<b>SS:</b> Josh Horn, Wichita	<b>Defensive POY:</b> Jonathan Van Every, SP
<b>OF:</b> Stephen Douglas, EP/GP	<b>Rookie:</b> Price Kendall, Winnipeg
<b>OF:</b> Ryan Patterson, FW/WIC/SP	<b>MVP:</b> Lee Cruz, Amarillo
<b>OF:</b> Ray Sadler, Kansas City	<b>Mgr. of the Year:</b> Rick Forney, Winnipeg

## 2011 League Leaders

<b>BA:</b> Blake Gailen, Lincoln, .406	<b>HR:</b> Brandon Sing, Sioux Falls, 24
<b>Runs:</b> Fehlandt Lentini, Winnipeg, 98	<b>Wins:</b> Josh Rainwater, Grand Prairie, 14
<b>Hits:</b> Stephen Douglas, Grand Prairie, 160	<b>SO:</b> Ben Moore, Sioux Falls, 144
<b>RBI:</b> Ray Sadler, Kansas City, 100	<b>ERA:</b> David Trahan, Sioux City, 2.67

## AMERICAN ASSOCIATION LEAGUE RECORDS

### Individual Batting

**Batting Average, Season:** .406, Blake Gailen, Lincoln, 2011.  
**Games, Season:** 100, several.  
**At Bats, Season:** 434, Ryan Patterson, Wichita/St. Paul/Fort Worth, 2011.  
**At Bats, Game:** 9, Harrison Kain, Amarillo, July 17, 2012.  
**Runs, Season:** 98, Fehlandt Lentini, Amarillo/Winnipeg, 2011.  
**Runs, Game:** 5, several.  
**Hits, Season:** 160, Stephen Douglas, El Paso/Grand Prairie, 2011.  
**Hits, Game:** 6, several.  
**Consecutive Games with Hit:** 34, Stephen Douglas, El Paso/Grand Prairie, 2011.  
**Consecutive Games on Base:** 56, Stephen Douglas, El Paso/Grand Prairie, 2011.  
**Total Bases, Season:** 269, Beau Torbert, Sioux Falls, 2010.  
**Total Bases, Game:** 17, John Allen, Fort Worth, August 16, 2008.  
**Singles, Game:** 5, several.  
**Doubles, Season:** 43, Jorge Alvarez, El Paso, 2007.  
**Doubles, Game:** 4, Brett Cooley, Lincoln, July 30, 2007 and Nick Jackson, Fargo, September 3, 2012,  
**Triples, Season:** 16, Mike Massaro, Gary SouthShore and Keanon Simon, Kansas City, 2011.  
**Triples, Game:** 3, J.P. Schmidt, El Paso, June 16, 2006 and Mike Massaro, Gary, June 24, 2012.  
**Home Runs, Season:** 27, Brandon Sing, Sioux Falls, 2010.  
**Home Runs, Game:** 4, John Allen, Fort Worth, August 16, 2008.  
**Grand Slams, Season:** 2, several.  
**Grand Slams, Game:** 1, several.  
**RBI, Season:** 103, Cesar Nicolas, Grand Prairie, 2009.  
**RBI, Game:** 9, Brian Buchanan, St. Paul, July 20, 2006.  
**Extra Base Hits, Season:** 64, Beau Torbert, Sioux Falls, 2010.  
**Extra Base Hits, Game:** 4, several.  
**On-Base Percentage, Season:** .490, Brian Myrow, Grand Prairie, 2012, and Chris Garcia, Shreveport, 2010.  
**Slugging Percentage, Season:** .702, Brandon Sing, Sioux Falls, 2010.  
**Sacrifice Hits, Season:** 19, Ben Thomas, St. Joe, 2006.  
**Sacrifice Files, Season:** 10, several.  
**Hit by Pitch, Season:** 20, David Thomas, Grand Prairie, 2011.  
**Hit by Pitch, Game:** 3, several.  
**Base on Balls, Season:** 88, Phil Hawke, Lincoln, 2011.  
**Base on Balls, Game:** 5, Anthony Norman, St. Paul, August 28, 2009; Jason Cooper, St. Paul, August 15, 2010; and Brian Myrow, Grand Prairie, August 17, 2012.  
**Intentional Walks, Season:** 10, several.  
**Intentional Walks, Game:** 3, Dan Meier, Sioux City, June 8, 2006.  
**Strikeouts, Season:** 137, David Fowler, St. Joe, 2007.  
**Strikeouts, Game:** 5, several.  
**Stolen Bases, Season:** 57, Jovanny Rosario, Shreveport-Bossier, 2010.  
**Stolen Bases, Game:** 5, Ralph Santana, Sioux Falls, May 19, 2006.  
**Caught Stealing, Season:** 15, Maikol Gonzalez, El Paso, 2012, and Jovanny Rosario, Shreveport, 2010.  
**Caught Stealing, Game:** 2, several.  
**Grounded into Double Plays, Season:** 24, Jorge Delgado, Wichita, 2011.  
**Grounded into Double Plays, Game:** 3, David Espinosa, Grand Prairie, July 22, 2011, and Chris McMurray, Grand Prairie, July 28, 2012.

### Team Batting

**Highest Batting Average, Season:** .312, Sioux Falls, 2010.  
**Lowest Batting Average, Season:** .254, St. Joe, 2007.  
**At Bats, Season:** 3617, El Paso, 2012.  
**At Bats, Game:** 66, El Paso, July 17, 2012 (16 innings).  
**Runs, Season:** 650, Amarillo, 2011.  
**Runs, Game:** 26, Sioux Falls, August 22, 2008.  
**Runs, Inning:** 12, St. Paul, July 28, 2007.  
**Hits, Season:** 1097, Wichita, 2011.  
**Hits, Game:** 26, Lincoln, July 4, 2012.  
**Hits, Inning:** 9, St. Paul, June 12, 2007.  
**Total Bases, Season:** 1674, Sioux Falls, 2010.  
**Total Bases, Game:** 53, Sioux Falls, July 3, 2010.

**Doubles, Season:** 250, Amarillo, 2011.  
**Doubles, Game:** 11, Wichita, June 3, 2009 and Sioux City, July 11, 2010.  
**Triples, Season:** 47, Amarillo, 2011.  
**Triples, Game:** 5, Amarillo, June 25, 2012.  
**Home Runs, Season:** 128, Lincoln, 2010.  
**Home Runs, Game:** 7, Sioux Falls, July 3, 2010.  
**Home Runs, Inning:** 3, Sioux Falls, June 19, 2010  
**RBI, Season:** 597, Amarillo, 2011.  
**RBI, Game:** 25, Sioux Falls, August 22, 2008 and Grand Prairie, June 12, 2011.  
**Sacrifice Hits, Season:** 57, Grand Prairie, 2011.  
**Sacrifice Hits, Game:** 6, Pensacola, August 3, 2007.  
**Sacrifice Flies, Season:** 46, Wichita, 2012  
**Sacrifice Flies, Game:** 4, Sioux City, July 4, 2012.  
**Hit By Pitch, Season:** 71, Pensacola, 2006 and 71, Wichita, 2011.  
**Hit By Pitch, Game:** 6, St. Paul, May 24, 2006, Grand Prairie, June 26, 2011, and Lincoln, July 4, 2012.  
**Walks, Season:** 438, Gary SouthShore, 2012.  
**Walks, Game:** 15, Sioux City, July 28, 2008 and Grand Prairie, June 26, 2011.  
**Walks, Inning:** 5, St. Joe, August 6, 2006.  
**Intentional Walks, Season:** 27, Gary SouthShore, 2011.  
**Intentional Walks, Game:** 3, Sioux City, June 8, 2006.  
**Strikeouts, Season:** 827, St. Joe, 2007.  
**Strikeouts, Game:** 22, El Paso, May 20, 2011.  
**Strikeouts, Both Teams, Game:** 32, El Paso vs. Wichita, June 20, 2011.  
**Stolen Bases, Season:** 164, Gary SouthShore, 2012.  
**Stolen Bases, Game:** 8, St. Paul, June 30, 2007 and Shreveport-Bossier, May 31, 2011.  
**Caught Stealing, Season:** 56, Gary SouthShore, 2012.  
**Caught Stealing, Game:** 5, Pensacola, July 16, 2010.  
**Runners Left on Base, Season:** 791, Pensacola, 2009.  
**Runners Left on Base, Game:** 23, Grand Prairie, August 17, 2012.  
**Runners Left on Base, Both Teams:** 35, El Paso at Fort Worth (13 innings), July 19, 2009.  
**Grounded into Double Play, Season:** 129, Wichita, 2011.  
**Grounded into Double Play, Game:** 5, several.  
**Slugging Percentage, Season:** .504, Sioux Falls, 2010.  
**On-Base Percentage, Season:** .388, Wichita, 2011.

### Individual Pitching

**Games, Season:** 57, Nick Walters, Sioux City, 2012, and Jared Simon, Wichita, 2012.  
**Games Started, Season:** 23, Scott Shaw, Gary SouthShore, 2011.  
**Games Finished, Season:** 44, Jon Hunton, Grand Prairie, 2011.  
**Complete Games, Season:** 6, Jason Jarvis, Sioux City, 2012; Matt Way, Laredo, 2012; and Jarrett Gardner, Lincoln, 2008.  
**Shutouts, Season:** 4, Jeff Blitstein, Lincoln, 2006.  
**Innings Pitched, Season:** 148.2, Nick Schumacher, Sioux City, 2011.  
**Innings Pitched, Game:** 10, Joel Kirsten, Fort Worth, August 3, 2007; Colby Miller, Shreveport, August 17, 2007; and Scott Hodsdon, El Paso, July 27, 2012.  
**Wins, Season:** 15, Josh Lowey, Wichita, 2012.  
**Losses, Season:** 12, several.  
**Saves, Season:** 30, Kris Regas, Sioux Falls, 2008 and Chris Thompson, El Paso/Lincoln, 2009.  
**Hits Allowed, Season:** 186, Jared Gothreaux, Pensacola, 2010.  
**Hits Allowed, Game:** 18, Manny Ayala, Laredo, July 5, 2012.  
**At Bats Faced, Season:** 570, Ryan Mitchell, Amarillo, 2011.  
**Total Batters Faced, Season:** 644, Nick Schumacher, Sioux City, 2011.  
**Runs Allowed, Season:** 100, David McWatters, El Paso, 2006.  
**Runs Allowed, Game:** 14, Jason Navarro, Pensacola, August 4, 2009, and Mark Haynes, Laredo, May 26, 2012.  
**Runs Allowed, Inning:** 10, Justin Lord, St. Paul, June 17, 2008.  
**Earned Runs Allowed, Season:** 91, David McWatters, El Paso, 2006.  
**Earned Runs Allowed, Game:** 13, Brandon Rapoza, Sioux Falls, July 16, 2011.  
**Earned Runs Allowed, Inning:** 7, several.  
**Home Runs Allowed, Season:** 25, Ben Moore, 2009.  
**Home Runs Allowed, Game:** 5, Mike Meyer, St. Paul, July 30, 2006 and Jeff Blitstein, St. Paul, August 20, 2008.  
**Home Runs Allowed, Inning:** 3, Jake Schmidt, St. Paul, June 19, 2010.



**Sacrifice Hits Allowed, Season:** 12, Jack Frawley, Fargo-Moorhead/Gary SouthShore, 2011.  
**Sacrifice Flies Allowed, Season:** 10, Sam Smith, Pensacola, 2006 and Clegg Snipes, Pensacola, 2008.  
**Hit Batters, Season:** 18, Jesen Merle, St. Joe, 2006.  
**Hit Batters, Game:** 4, Doug Johnson, Sioux Falls, May 24, 2006; Colby Miller, Shreveport, July 11, 2007; and Nick Schumacher, Sioux City, August 12, 2012.  
**Hit Batters, Inning:** 3, Kevin Brower, El Paso, May 12, 2006 and Nick Singleton, Wichita, June 9, 2011.  
**Walks, Season:** 82, Trevor Fox, Sioux City, 2009 and Shaun Ellis, El Paso, 2010.  
**Walks, Game:** 8, several.  
**Intentional Walks, Season:** 10, Matt Long, St. Paul, 2011.  
**Intentional Walks, Game:** 3, Dan Valentin, Fort Worth, July 1, 2007.  
**Strikeouts, Season:** 144, Ben Moore, Sioux Falls, 2011.  
**Strikeouts, Game:** 17, several.  
**Wild Pitches, Season:** 26, Jim Paduch, Lincoln, 2010.  
**Wild Pitches, Game:** 5, several.  
**Highest Opponents Batting Average, Season:** .370, David McWatters, El Paso, 2006.  
**Lowest Opponents Batting Average, Season:** .209, David Trahan, Sioux City, 2011.  
**Balks, Season:** 6, Hunter Davis, Pensacola, 2009.  
**Balks, Game:** 3, several.  
**Stolen Bases Allowed, Season:** 26, Doug Johnson, Sioux Falls, 2006.  
**One-Hitters:** Dan Valentin, Fort Worth, July 20, 2007, vs. Pensacola  
- Lenny Bays, Sioux Falls, August 13, 2007 vs. Lincoln  
- Joel Kirsten, Fort Worth, June 3, 2008 vs. Pensacola  
- Randy Beam, Pensacola, July 11, 2009, vs. El Paso  
- Adam Cowart, Sioux Falls, May 21, 2011, vs. Lincoln  
- Nick Singleton, Wichita, June 9, 2011 vs. Sioux Falls  
- Jake Laber, Fargo-Moorhead, July 11, 2011, vs. Sioux Falls  
- Matt Way, Laredo, June 15, 2012, vs. El Paso  
**No-Hitters:** Joel Kirsten, Fort Worth, August 21, 2006, vs. El Paso  
- Will Savage, Wichita, June 23, 2009 vs. Sioux City  
- Jarrett Gardner, Lincoln, June 25, 2009 vs. El Paso

### Team Pitching

**Earned Run Average, Season:** 3.49, Fort Worth, 2008.  
**Complete Games, Season:** 16, Fort Worth, 2007.  
**Shutouts, Season:** 9, several.  
**Saves, Season:** 31, Fargo-Moorhead, 2012; Shreveport-Bossier, 2010; and Sioux Falls, 2008.  
**Innings Pitched, Season:** 904.0, Amarillo, 2012.  
**At Bats, Season:** 3564, Shreveport-Bossier, 2011.  
**Total Batters Faced, Season:** 4300, El Paso, 2011.  
**Hits Allowed, Season:** 1209, El Paso, 2011.  
**Hits Allowed, Game:** 28, Shreveport, August 1, 2007 and El Paso, July 4, 2010.  
**Runs Allowed, Season:** 815, El Paso, 2011.  
**Runs Allowed, Game:** 26, Shreveport, August 22, 2008.  
**Runs Allowed, Inning:** 12, Sioux City, July 28, 2007.  
**Earned Runs Allowed, Season:** 706, El Paso, 2011.  
**Earned Runs Allowed, Game:** 24, Shreveport, August 22, 2008 and Shreveport-Bossier, July 4, 2010.  
**Earned Runs Allowed, Inning:** 12, Sioux City, July 28, 2007.  
**Home Runs Allowed, Season:** 101, Sioux Falls, 2009.  
**Home Runs Allowed, Game:** 7, Sioux City, July 3, 2010.  
**Sacrifice Hits Allowed, Season:** 51, Wichita, 2008.  
**Sacrifice Flies Allowed, Season:** 56, El Paso and Fort Worth, 2011.  
**Hit Batters, Season:** 75, Pensacola, 2008.  
**Hit Batters, Game:** 6, Sioux Falls, May 24, 2006; El Paso, June 26, 2011 and El Paso, July 22, 2012.  
**Walks, Season:** 508, El Paso, 2010.  
**Walks, Game:** 18, Lincoln, August 15, 2010.  
**Intentional Walks, Season:** 39, St. Paul, 2011.  
**Intentional Walks, Game:** 3, several.  
**Strikeouts, Season:** 738, Laredo, 2012.  
**Strikeouts, Game:** 22, Wichita, May 20, 2011.  
**Wild Pitches, Season:** 114, Lincoln, 2010.

**Wild Pitches, Game:** 8, El Paso, May 30, 2010.  
**Balks, Season:** 14, Pensacola, 2009.  
**Balks, Game:** 2, several.  
**Stolen Bases Allowed, Game:** 8, Lincoln, June 30, 2007 and El Paso, May 31, 2011.

### Fielding

**Fielding Percentage, Season:** .980, Wichita, 2009.  
**Putouts, Season:** 2685, Winnipeg, 2011.  
**Putouts, Game:** 51, Pensacola, August 3, 2007 (17 innings).  
**Assists, Season:** 1226, El Paso, 2007.  
**Assists, Game:** 27, Gary, August 8, 2012.  
**Errors, Season:** 147, El Paso, 2006.  
**Errors, Game:** 7, Sioux City, July 8, 2010 and Amarillo, June 1, 2011.  
**Total Chances, Season:** 3958, El Paso, 2007.  
**Double Plays, Season:** 133, El Paso, 2007.  
**Double Plays, Game:** 5, several.  
**Triple Plays, Season:** 1, several.  
**Passed Balls, Season:** 38, Pensacola, 2006.  
**Passed Balls, Game:** 5, St. Paul, August 5, 2007.

### First Base

**Percentage, Season:** .997, Charles Carter, Fort Worth, 2007 and Steve Pearson, Wichita, 2009.  
**Games, Season:** 97, Phil Hawke, Lincoln, 2011.  
**Putouts, Season:** 943, Brandon Sing, Sioux Falls, 2010.  
**Putouts, Game:** 21, Derek Schermerhorn, Wichita/Sioux City, August 12, 2008 and Steve Pearson, Wichita, May 20, 2009.  
**Assists, Season:** 85, Trent Lockwood, Fort Worth, 2011.  
**Assists, Game:** 4, several.  
**Errors, Season:** 16, Tim Dorn, Pensacola, 2006.  
**Errors, Game:** 3, Cesar Nicolas, Grand Prairie, May 21, 2009.  
**Total Chances, Season:** 1009, Brandon Sing, Sioux Falls, 2010.  
**Double Plays, Season:** 107, Brandon Sing, Sioux Falls, 2010.

### Second Base

**Percentage, Season:** .994, Joe Anthonson, Sioux Falls, 2010.  
**Games, Season:** 100, Carlo Cota, Fargo-Moorhead, 2011.  
**Putouts, Season:** 222, Carlo Cota, Fargo-Moorhead, 2011.  
**Putouts, Game:** 8, Dan Kaczrowski, St. Paul, June 3, 2009.  
**Assists, Season:** 341, Carlo Cota, Fargo-Moorhead, 2011.  
**Assists, Game:** 11, Brandon Haywood, El Paso, July 21, 2006.  
**Errors, Season:** 25, Antoin Gray, Pensacola, 2009.  
**Errors, Game:** 3, several.  
**Total Chances, Season:** 575, Carlo Cota, Fargo-Moorhead, 2011.  
**Double Plays, Season:** 99, Carlo Cota, Fargo-Moorhead, 2012.

### Third Base

**Percentage, Season:** .967, Michael Thompson, Wichita, 2009.  
**Games, Season:** 97, Juan Richardson, Wichita, 2011.  
**Putouts, Season:** 77, Michael Bell, Fort Worth, 2009.  
**Putouts, Game:** 5, Chad Sosebee, St. Joe, July 5, 2007.  
**Assists, Season:** 224, Terence Green, Fort Worth, 2006.  
**Assists, Game:** 9, Lester Contreras, Pensacola, July 4, 2009.  
**Errors, Season:** 42, Matt Imwalle, Sioux Falls, 2007.  
**Errors, Game:** 4, Edwin Maldonado, Grand Prairie, June 4, 2008 and Landon Camp, Sioux City, July 5, 2009.  
**Total Chances, Season:** 316, Terence Green, 2006.  
**Double Plays, Season:** 28, Michael Thompson, Wichita, 2008.

### Shortstop

**Percentage, Season:** .975, Kyle Haines, Gary SouthShore, 2011.  
**Games, Season:** 100, Josh Horn, Wichita, 2011.  
**Putouts, Season:** 200, Arnoldo Ponce, El Paso, 2010.  
**Putouts, Game:** 7, Tim Hutting, Sioux Falls, May 31, 2008.  
**Assists, Season:** 357, Tim Hutting, Sioux Falls, 2010.

**Assists, Game:** 11, Albenis Machado, El Paso, 2007.  
**Errors, Season:** 32, Tony Garcia, Lincoln, 2007.  
**Errors, Game:** 5, Jimmy Mojica, Wichita/Kansas City, 2011.  
**Total Chances, Season:** 533, Albenis Machado, El Paso, 2007.  
**Double Plays, Season:** 89, Tim Hutting, Sioux Falls, 2010.

### Outfield

**Percentage, Season:** 1.000, Blake Gailen, Wichita, 2008 and Andrew Schmiesing, St. Paul, 2009.  
**Games, Season:** 100, Dustin Jones, Sioux City, 2011.  
**Putouts, Season:** 275, Dustin Jones, Sioux City, 2011.  
**Putouts, Game:** 8, several.  
**Assists, Season:** 15, Francisco Leandro, Sioux Falls, 2011.  
**Assists, Game:** 2, several.  
**Errors, Season:** 11, Gus Milner, Sioux Falls, 2011.  
**Errors, Game:** 2, several.  
**Total Chances, Season:** 284, Dustin Jones, Sioux City, 2011.  
**Double Plays, Season:** 6, Ray Sadler, Kansas City, 2011.  
**Percentage, Season:** 1.000, several.

### Catcher

**Percentage, Season:** .997, Ken Lup, Sioux Falls, 2009.  
**Games, Season:** 94, Edwin Bellorin, Wichita, 2011.  
**Putouts, Season:** 630, Edwin Bellorin, Wichita, 2011.  
**Putouts, Game:** 21, Edwin Bellorin, Wichita, 2011.  
**Assists, Season:** 74, Eddy Rodriguez, El Paso, 2009.  
**Assists, Game:** 5, Jacob Wallis, Fort Worth, May 30, 2006.  
**Errors, Season:** 17, Eddy Rodriguez, El Paso, 2009.  
**Errors, Game:** 3, James Beever, St. Joe, June 21, 2007 and Jeff Christy, July 19, 2010.  
**Total Chances, Season:** 708, Edwin Bellorin, Wichita, 2011.  
**Double Plays, Season:** 7, Brian Peterson, Shreveport-Bossier, 2010.  
**Passed Balls, Season:** 28, Marcel Longmire, St. Paul, 2007.  
**Passed Balls, Game:** 5, Marcel Longmire, St. Paul, August 5, 2007.

### Pitcher

**Percentage, Season:** 1.000, several.  
**Games, Season:** 54, Dustin Pease, Wichita, 2010.  
**Putouts, Season:** 18, Charlie Ruud, St. Paul, 2008.  
**Putouts, Game:** 3, several.  
**Assists, Season:** 36, Jeff Blitstein, Lincoln, 2006.  
**Assists, Game:** 6, several.  
**Errors, Season:** 5, several.  
**Errors, Game:** 4, Travis Kane, Sioux Falls, May 29, 2008.  
**Total Chances, Season:** 51, Mike Meyer, St. Paul, 2006.  
**Double Plays, Season:** 5, Nat Harris, Grand Prairie, 2008.

### Miscellaneous Records

**Attendance, Season:** 297,834, St. Paul, 2007.  
**Attendance, Game:** 13,406, El Paso, July 4, 2011.  
**Most Games Won, Season:** 65, Fargo-Moorhead, 2012, and Lincoln, 2006.  
**Fewest Games Won, Season:** 26, Shreveport, 2008.  
**Most Games Lost, Season:** 68, Shreveport, 2008.  
**Fewest Games Lost, Season:** 31, Lincoln, 2006.  
**Longest Game:** 17 innings, Fort Worth vs. Pensacola, August 3, 2007.  
**Most Consecutive Games Won:** 15, Pensacola, July 3 – July 18, 2010.  
**Most Consecutive Games Lost:** 14, Grand Prairie, July 4 – July 18, 2010.  
**Longest Nine Inning Game Time:** 4:32, Sioux City vs. Sioux Falls, August 1, 2007.  
**Longest Game Time (Extra Innings):** 5:22, El Paso vs. Wichita, May 20, 2011 (15 innings)  
**Shortest Nine Inning Game Time:** 1:31, Shreveport-Bossier vs. Pensacola, August 30, 2009.  
**Shortest Game (Less Than 9 Innings):** 1:15, Sioux Falls vs. Wichita, June 8, 2010 (5 innings).  
**Widest Margin of Victory:** 22, El Paso (23), Grand Prairie (1), July 14, 2009.

## AMERICAN ASSOCIATION CAREER RECORDS

### Hits

1. Brian Fryer ('06-'11)	CB/FW	670
2. John Allen ('07-'12)	FW/LAR	628
Albenis Machado ('06-'11)	EP/LIN	628
4. Jorge Alvarez ('06-'10, '12)	EP/SHR/GP	603
5. Marcos Rodriguez ('07, '09-'12)	PEN/FW/FM	587
6. Juan Camacho ('06-'10)	EP/SC/GP/LIN	480

### Runs

1. Albenis Machado ('06-'11)	EP/LIN	342
2. John Allen ('07-'12)	FW/LAR	313
3. Brian Fryer ('06-'11)	CB/FW	307
4. Jorge Alvarez ('06-'10, '12)	EP/SHR/GP	304
5. David Espinosa ('08-'12)	GP/LIN	268
6. Greg Porter ('09-'12)	WIC/GP	255

### Doubles

1. John Allen ('07-'12)	FW/LAR	139
2. Jorge Alvarez ('06-'10, '12)	EP/SHR/GP	134
3. Juan Camacho ('06-'10)	EP/SC/GP/LIN	106
4. Marcos Rodriguez ('07, '09-'12)	PEN/FW/FM	100
Andres Rodriguez ('09-'12)	SHR/GP	100
6. Brent Krause ('07-'11)	St. Paul	97

### Triples

1. Mike Massaro ('11-'12)	Gary	28
2. Keanon Simon ('11-'12)	KC/GP	27
3. David Espinosa ('08-'12)	GP/LIN	24
4. Mike Conroy ('08-'09, '11-'12)	GP/WIC	28
5. Jake Whitesides ('06-'07)	St. Joe	20
6. Brian Fryer ('06-'11)	CB/FW	17

### Home Runs

1. John Allen ('07-'12)	FW/LAR	74
2. Brandon Sing ('08, '10-'11)	PEN/SF	73
3. Ole Sheldon ('09-'12)	St. Paul	60
4. Greg Porter ('09-'12)	WIC/GP	59
5. Brandon Jones ('07, '09-'12)	LIN/SC/KC	52
6. Javier Brito ('09-'12)	GP/EP/SC/LAR	49

### RBI

1. John Allen ('07-'12)	FW/LAR	389
2. Jorge Alvarez ('06-'10, '12)	EP/SHR/GP	335
3. Greg Porter ('09-'12)	WIC/GP	286
4. Juan Camacho ('06-'10)	EP/SC/GP/LIN	285
5. Marcos Rodriguez ('07, '09-'12)	PEN/FW/FM	263
6. Brian Fryer ('06-'11)	CB/FW	250

### Stolen Bases

1. Brian Fryer ('06-'11)	CB/FW	118
2. Derek Schermerhorn ('08-'11)	SC/WIC	101
3. Dustin Jones ('07-'11)	Sioux City	89
4. Zach Penprase ('11-'12)	Fargo	80
5. David Espinosa ('08-'12)	GP/LIN	75
6. Bryan Sabatella ('09-'11)	Shreveport	73
J. Mojica ('06, '08-'09, '11-'12)	6 Teams	73

### Wins

1. Ben Moore ('08-'11)	Sioux Falls	39
Charlie Ruud ('06-'09)	St. Paul	39
3. Joel Kirsten ('06-'11)	FW/SHR	36
Nick Singleton ('08-'12)	SC/WIC/KC	36
5. Richard Salazar ('08-'12)	WIC/SHR/SC	35
6. Jarrett Gardner ('06-'09)	Lincoln	33

### Losses

1. Ty Marotz ('06-'12)	Sioux City	33
2. Joel Kirsten ('06-'11)	FW/SHR	31
3. Ben Moore ('08-'11)	Sioux Falls	28
4. Richard Salazar ('08-'12)	WIC/SHR/SC	25
5. Dane DeValk ('08-'10)	Pensacola	22
6. Several tied at		21

### Saves

1. Chris Thompson ('07-'10)	PEN/EP/LIN	65
2. Brett Reid ('07-'10)	Sioux City	52
3. Justin Dowdy ('09-'10, '12)	SHR/WIC/GP	51
Jon Hunton ('07-'08, '11-'12)	CB/FW/GP/LAR	51
5. Tony Pierce ('06-'09)	PEN/SP/SHR	49

### Games Pitched

1. Dustin Cameron ('06-'11)	EP/PVFW/WC/GP	206
2. Vinnie DeChristofaro ('06-'09)	SJ/GP	160
3. Kyle Foster ('07-'11)	St. Paul	145
4. Ty Marotz ('06-'12)	Sioux City	144
5. Jon Hunton ('07-'08, '11-'12)	FW/GP	141
6. Eddie de la Cruz ('10-'12)	Sioux City	136

### Innings Pitched

1. Joel Kirsten ('06-'11)	FW/SHR	686.2
2. Ty Marotz ('06-'12)	Sioux City	562.2
3. Richard Salazar ('08-'12)	WIC/SHR/SC	544.0
4. Ben Moore ('08-'11)	Sioux Falls	529.2
5. Charlie Ruud ('06-'09)	St. Paul	490.1
6. Nick Singleton ('08-'12)	SC/WIC/KC	470.1

### Walks

1. Ty Marotz ('06-'12)	Sioux City	196
2. Joel Kirsten ('06-'11)	FW/SHR	188
3. Nick Singleton ('08-'12)	SC/WIC/KC	182
4. Richard Salazar ('08-'12)	WIC/SHR/EP	164
5. Ben Moore ('08-'11)	Sioux Falls	141
6. Josh Neitz ('06-'09)	SHR/EP	139

### Strikeouts

1. Ben Moore ('08-'11)	Sioux Falls	477
2. Joel Kirsten ('06-'11)	FW/SHR	438
3. Ty Marotz ('06-'12)	Sioux City	400
3. Richard Salazar ('08-'12)	WIC/SHR/SC	371
4. Nick Singleton ('08-'12)	SC/WIC/KC	374
5. Charlie Ruud ('06-'09)	St. Paul	309

## AMERICAN ASSOCIATION SINGLE-SEASON RECORDS

## Batting Average

1. Blake Gailen, 2011	Lincoln	.406
2. Beau Torbert, 2010	Sioux Falls	.394
3. Chris Garcia, 2010	Shreveport	.383
4. Greg Porter, 2010	Grand Prairie	.379
5. Pichi Balet, 2006	Lincoln	.378
Stephen Douglas, 2011	EP/GP	.378

## Runs

1. Fehlandt Lentini, 2011	AMA/WIN	98
2. Zach Penprase, 2012	F-M	95
Ryan Patterson, 2011	WIC/FW/SP	95
4. Reggie Abercrombie, 2010	Sioux Falls	89
5. Grant Richardson, 2008	Sioux Falls	88

## Hits

1. Stephen Douglas, 2011	EP/GP	160
2. Beau Torbert, 2010	Sioux Falls	155
3. Jorge Alvarez, 2007	El Paso	148
4. Lee Cruz, 2011	Amarillo	144
Greg Porter, 2010	Grand Prairie	144

## Doubles

1. Jorge Alvarez, 2007	El Paso	43
2. Lee Cruz, 2011	Amarillo	38
Stephen Douglas, 2011	EP/GP	38
Fehlandt Lentini, 2011	AMA/WIN	38
Jason Cooper, 2010	St. Paul	38
Beau Torbert, 2010	Sioux Falls	38

## Triples

1. Mike Massaro, 2011	Gary	16
Keanon Simon, 2011	Kansas City	16
3. Jake Whitesides, 2006	St. Joe	13
4. Mike Massaro, 2012	Gary	12
Keanon Simon, 2012	Grand Prairie	12

## Home Runs

1. Brandon Sing, 2010	Sioux Falls	27
2. Brandon Sing, 2011	Sioux Falls	24
Beau Torbert, 2010	Sioux Falls	24
4. Kala Kaaihue, 2011	Kansas City	22
Ray Sadler, 2011	Kansas City	22
Reggie Abercrombie, 2010	Sioux Falls	22
Argelis Nunez, 2010	Lincoln	22
Ole Sheldon, 2010	St. Paul	22
Brandon Sing, 2008	Pensacola	22

## Runs Batted In

1. Cesar Nicolas, 2009	Grand Prairie	103
2. Ray Sadler, 2011	Kansas City	100
Beau Torbert, 2010	Sioux Falls	100
4. Lee Cruz, 2011	Amarillo	94
5. John Allen, 2010	Fort Worth	92

## Stolen Bases

1. Jovanny Rosario, 2010	Shreveport	57
2. Brian Fryer, 2008	Fort Worth	50
3. Zach Penprase, 2012	F-M	47
4. Evan Tartaglia, 2006	CB/Lincoln	45
5. Coby Smith, 2006	Shreveport	42

## Earned Run Average

1. Kyle Middleton, 2009	Pensacola	1.75
2. Lindsay Gulin, 2006	Lincoln	2.10
3. Nick Singleton, 2008	Sioux City	2.24
4. Jeff Blitstein, 2006	Lincoln	2.31
5. Nick Singleton, 2010	Wichita	2.36

## Wins

1. Josh Lowey, 2012	Wichita	15
2. Josh Rainwater, 2011	Grand Prairie	14
Pedro Flores, 2008	Fort Worth	14
Cory Walters, 2006	Fort Worth	14
4. Lindsay Gulin, 2011	Lincoln	13
Ben Moore, 2011	Sioux Falls	13
Ryan Ford, 2008	Sioux Falls	13

## Losses

1. Dusty Bergman, 2008	SC/Lincoln	12
Justin Phillips, 2008	Shreveport	12
TJ Hendricks, 2007	SHR/CB	12
Brian Buchanan, 2007	SJ/SC	12
5. Josh Rainwater, 2012	Kansas City	11
Ronald Lowe, 2009	Shreveport	11
David McWatters, 2006	El Paso	11

## Saves

1. Kris Regas, 2008	Sioux Falls	30
Chris Thompson, 2009	El Paso/Lincoln	30
3. Tom Boleska, 2012	F-M	29
4. Aaron Cotter, 2010	Sioux Falls	25
Jon Hunton, 2011	Grand Prairie	25

## Games Pitched

1. Jared Simon, 2012	Wichita	57
Nick Walters, 2012	Sioux City	57
3. Ronnie Morales, 2012	Grand Prairie	55
4. Dustin Pease, 2010	Wichita	54
5. Wes Littleton, 2012	Amarillo	53
Eddie Delacruz, 2010	Sioux City	53
BJ Litchfield, 2006	Coastal Bend	53

## Innings Pitched

1. Nick Schumacher, 2011	Sioux City	148.2
2. John Brownell, 2012	Grand Prairie	148.0
3. Brian Grening, 2012	Kansas City	146.1
4. Jason Jarvis, 2012	Sioux City	145.2
5. Ben Moore, 2011	Sioux Falls	145.0

## Walks

1. Trevor Fox, 2009	Sioux City	82
Shaun Ellis, 2010	El Paso	82
3. Junior Guerra, 2011	Wichita	72
4. Osvaldo Rodriguez, 2011	Shreveport	71
5. DJ Mattox, 2010	El Paso	70

## Strikeouts

1. Ben Moore, 2011	Sioux Falls	144
2. Ben Moore, 2010	Sioux Falls	126
3. Nick Schumacher, 2011	Sioux City	123
4. Jim Paduch, 2010	Lincoln	118
Justin Garcia, 2011	Amarillo	118

## Master League Schedule

**ALL TIMES LOCAL.** El Paso is in the Mountain Time Zone. Can-Am League clubs are in the Eastern Time Zone. All other clubs are in the Central Time Zone.

## Thursday, May 16

Amarillo at El Paso - 7:05 pm  
 Fargo at Laredo - 7:30 pm  
 Kansas City at Wichita - 7:05 pm  
 Sioux Falls at Sioux City - 7:05 pm  
 New Jersey at St. Paul - 7:05 pm  
 Lincoln at Gary - 7:10 pm

## Friday, May 17

Amarillo at El Paso - 7:05 pm  
 Fargo at Laredo - 7:30 pm  
 Winnipeg at Grand Prairie - 7:05 pm  
 Kansas City at Wichita - 7:05 pm  
 Sioux City at Sioux Falls - 7:05 pm  
 New Jersey at St. Paul - 7:05 pm  
 Lincoln at Gary - 7:10 pm

## Saturday, May 18

Amarillo at El Paso - 7:05 pm  
 Fargo at Laredo - 7:30 pm  
 Winnipeg at Grand Prairie - 7:05 pm  
 Wichita at Kansas City - 7:05 pm  
 Sioux City at Sioux Falls - 7:05 pm  
 New Jersey at St. Paul - 7:05 pm  
 Lincoln at Gary - 6:10 pm

## Sunday, May 19

Amarillo at El Paso - 6:05 pm  
 Fargo at Laredo - 7:30 pm  
 Winnipeg at Grand Prairie - 11:05 am  
 Wichita at Kansas City - 5:05 pm  
 Sioux City at Sioux Falls - 1:05 pm  
 New Jersey at St. Paul - 1:05 pm  
 Lincoln at Gary - 2:10 pm

## Monday, May 20

Fargo at El Paso - 7:05 pm  
 Grand Prairie at Laredo - 7:30 pm  
 Winnipeg at Amarillo - 7:05 pm  
 Lincoln at Kansas City - 7:05 pm  
 New Jersey at Sioux City - 7:05 pm  
 Wichita at Gary - 7:10 pm

## Tuesday, May 21

Fargo at El Paso - 10:30 am  
 Grand Prairie at Laredo - 7:30 pm  
 Winnipeg at Amarillo - 7:05 pm  
 Lincoln at Kansas City - 7:05 pm  
 New Jersey at Sioux City - 7:05 pm  
 St. Paul at Sioux Falls - 7:05 pm  
 Wichita at Gary - 11:10 am

## Wednesday, May 22

Fargo at El Paso - 7:05 pm  
 Grand Prairie at Laredo - 10:00 am  
 Winnipeg at Amarillo - 7:05 pm  
 Lincoln at Kansas City - 7:05 pm  
 New Jersey at Sioux City - 7:05 pm  
 St. Paul at Sioux Falls - 7:05 pm  
 Wichita at Gary - 11:10 am

## Thursday, May 23

Grand Prairie at Amarillo - 7:05 pm  
 New Jersey at Wichita - 7:05 pm  
 Winnipeg at Lincoln - 7:05 pm  
 St. Paul at Sioux Falls - 7:05 pm

## Friday, May 24

Grand Prairie at Amarillo - 7:05 pm  
 New Jersey at Wichita - 7:05 pm  
 Gary at Kansas City - 7:05 pm  
 Winnipeg at Lincoln - 7:05 pm  
 Sioux Falls at Sioux City - 7:05 pm  
 Laredo at Fargo - 7:02 pm  
 El Paso at St. Paul - 7:05 pm

## Saturday, May 25

Grand Prairie at Amarillo - 7:05 pm  
 New Jersey at Wichita - 7:05 pm  
 Gary at Kansas City - 7:05 pm  
 Winnipeg at Lincoln - 7:05 pm  
 Sioux Falls at Sioux City - 7:05 pm  
 Laredo at Fargo - 6:00 pm  
 El Paso at St. Paul - 7:05 pm

## Sunday, May 26

Gary at Kansas City - 7:05 pm  
 Winnipeg at Lincoln - 2:05 pm  
 Sioux Falls at Sioux City - 6:05 pm  
 Laredo at Fargo - 1:00 pm  
 El Paso at St. Paul - 5:05 pm

## Monday, May 27

Amarillo at Wichita - 7:05 pm  
 El Paso at Lincoln - 7:05 pm  
 Laredo at Winnipeg - 7:00 pm  
 Sioux Falls at Fargo - 5:00 pm  
 Sioux City at Gary - 3:10 pm

## Tuesday, May 28

Kansas City at Grand Prairie - 7:05 pm  
 Amarillo at Wichita - 7:05 pm  
 El Paso at Lincoln - 7:05 pm  
 Laredo at Winnipeg - 7:00 pm  
 Sioux Falls at Fargo - 11:00 am  
 Sioux City at Gary - 7:10 pm  
 St. Paul at Trois-Rivieres - 7:05 pm

## Wednesday, May 29

Kansas City at Grand Prairie - 10:35 am  
 Amarillo at Wichita - 7:05 pm  
 El Paso at Lincoln - 7:05 pm  
 Laredo at Winnipeg - 11:00 am  
 Sioux Falls at Fargo - 7:02 pm  
 Sioux City at Gary - 7:10 pm  
 St. Paul at Trois-Rivieres - 7:05 pm

## Thursday, May 30

Kansas City at Grand Prairie - 10:35 am  
 Sioux Falls at Fargo - 7:02 pm  
 St. Paul at Trois-Rivieres - 7:05 pm

## Friday, May 31

Gary at El Paso - 7:05 pm  
 Kansas City at Laredo - 7:30 pm  
 Grand Prairie at Amarillo - 7:05 pm  
 Fargo at Winnipeg - 7:00 pm  
 Lincoln at Sioux City - 7:05 pm  
 Wichita at Sioux Falls - 7:05 pm  
 St. Paul at Quebec - 7:05 pm

## Saturday, June 1

Gary at El Paso - 7:05 pm  
 Kansas City at Laredo - 7:30 pm  
 Grand Prairie at Amarillo - 7:05 pm  
 Fargo at Winnipeg - 6:00 pm  
 Lincoln at Sioux City - 7:05 pm  
 Wichita at Sioux Falls - 7:05 pm  
 St. Paul at Quebec - 7:05 pm

## Sunday, June 2

Gary at El Paso - 6:05 pm  
 Kansas City at Laredo - 2:00 pm  
 Grand Prairie at Amarillo - 6:05 pm  
 Fargo at Winnipeg - 1:30 pm  
 Lincoln at Sioux City - 6:05 pm  
 Wichita at Sioux Falls - 1:05 pm  
 St. Paul at Quebec - 1:05 pm

## Monday, June 3

Laredo at Grand Prairie - 7:05 pm  
 Gary at Amarillo - 7:05 pm  
 El Paso at Wichita - 7:05 pm  
 Sioux City at Kansas City - 7:05 pm  
 Winnipeg at Sioux Falls - 7:05 pm  
 Lincoln at Fargo - 7:02 pm  
 St. Paul at Rockland - 7:00 pm

## Tuesday, June 4

Laredo at Grand Prairie - 7:05 pm  
 Gary at Amarillo - 7:05 pm  
 El Paso at Wichita - 7:05 pm  
 Sioux City at Kansas City - 7:05 pm  
 Winnipeg at Sioux Falls - 7:05 pm  
 Lincoln at Fargo - 7:02 pm  
 St. Paul at Rockland - 7:00 pm

## Wednesday, June 5

Laredo at Grand Prairie - 7:05 pm  
 Gary at Amarillo - 7:05 pm  
 El Paso at Wichita - 7:05 pm  
 Sioux City at Kansas City - 11:05 am  
 Winnipeg at Sioux Falls - 7:05 pm  
 Lincoln at Fargo - 7:02 pm  
 St. Paul at Rockland - 10:35 am

## Thursday, June 6

Laredo at Grand Prairie - 7:05 pm  
 El Paso at Wichita - 7:05 pm  
 Sioux City at Kansas City - 7:05 pm  
 Winnipeg at Sioux Falls - 7:05 pm  
 Lincoln at Fargo - 12:30 pm  
 St. Paul at Rockland - 7:02 pm



**ALL TIMES LOCAL.** El Paso is in the Mountain Time Zone. Can-Am League clubs are in the Eastern Time Zone. All other clubs are in the Central Time Zone.

**Friday, June 7**

Grand Prairie at El Paso - 7:05 pm  
Amarillo at Laredo - 7:30 pm  
Quebec at Kansas City - 7:05 pm  
Sioux City at Lincoln - 7:05 pm  
Winnipeg at Fargo - 7:02 pm  
Wichita at St. Paul - 7:05 pm  
Sioux Falls at Gary - 7:10 pm

**Saturday, June 8**

Grand Prairie at El Paso - 7:05 pm  
Amarillo at Laredo - 7:30 pm  
Quebec at Kansas City - 7:05 pm  
Sioux City at Lincoln - 7:05 pm  
Winnipeg at Fargo - 6:00 pm  
Wichita at St. Paul - 7:05 pm  
Sioux Falls at Gary - 6:10 pm

**Sunday, June 9**

Grand Prairie at El Paso - 6:05 pm  
Amarillo at Laredo - 7:30 pm  
Quebec at Kansas City - 5:05 pm  
Sioux City at Lincoln - 5:05 pm  
Winnipeg at Fargo - 1:00 pm  
Wichita at St. Paul - 1:05 pm  
Sioux Falls at Gary - 2:10 pm

**Monday, June 10**

Amarillo at El Paso - 7:05 pm  
Laredo at Grand Prairie - 7:05 pm  
Wichita at Winnipeg - 7:00 pm  
Kansas City at Sioux City - 7:05 pm  
Lincoln at Sioux Falls - 7:05 pm  
Fargo at St. Paul - 7:05 p.m  
Quebec at Gary - 7:10 pm

**Tuesday, June 11**

Amarillo at El Paso - 7:05 pm  
Laredo at Grand Prairie - 7:05 pm  
Wichita at Winnipeg - 7:00 pm  
Kansas City at Sioux City - 7:05 pm  
Lincoln at Sioux Falls - 12:00 pm  
Fargo at St. Paul - 7:05 p.m  
Quebec at Gary - 7:10 pm

**Wednesday, June 13**

Amarillo at El Paso - 7:05 pm  
Laredo at Grand Prairie - 11:05 am  
Wichita at Winnipeg - 11:00 am  
Kansas City at Sioux City - 7:05 pm  
Lincoln at Sioux Falls - 7:05 pm  
Fargo at St. Paul - 7:05 pm  
Quebec at Gary - 7:10 pm

**Thursday, June 13**

El Paso at Laredo - 7:30 pm  
Kansas City at Lincoln - 7:05 pm

**Friday, June 14**

El Paso at Laredo - 7:30 pm  
Sioux Falls at Amarillo - 7:05 pm  
St. Paul at Wichita - 7:05 pm  
Kansas City at Lincoln - 7:05 pm  
Quebec at Winnipeg - 7:00 pm  
Grand Prairie at Sioux City - 7:05 pm

Gary at Fargo - 7:02 pm

**Saturday, June 15**

El Paso at Laredo - 7:30 pm  
Sioux Falls at Amarillo - 7:05 pm  
St. Paul at Wichita - 7:05 pm  
Kansas City at Lincoln - 7:05 pm  
Quebec at Winnipeg - 6:00 pm  
Grand Prairie at Sioux City - 7:05 pm  
Gary at Fargo - 6:00 pm

**Sunday, June 16**

El Paso at Laredo - 7:30 pm  
Sioux Falls at Amarillo - 6:05 pm  
St. Paul at Wichita - 3:16 pm  
Kansas City at Lincoln - 5:05 pm  
Quebec at Winnipeg - 1:30 pm  
Grand Prairie at Sioux City - 6:05 pm  
Gary at Fargo - 1:00 pm

**Monday, June 17**

Sioux Falls at Laredo - 7:30 pm  
El Paso at Amarillo - 7:05 pm  
Gary at Wichita - 11:05 am,  
7:05 pm (split DH)  
Grand Prairie at Kansas City - 7:05 pm  
Sioux City at Lincoln - 7:05 pm  
Winnipeg at St. Paul - 7:05 pm  
Fargo at Trois-Rivieres - 7:05 pm

**Tuesday, June 19**

Sioux Falls at Laredo - 7:30 pm  
El Paso at Amarillo - 7:05 pm  
Gary at Wichita - 11:05 am,  
7:05 pm (split DH)  
Grand Prairie at Kansas City - 7:05 pm  
Sioux City at Lincoln - 7:05 pm  
Winnipeg at St. Paul - 7:05 pm  
Fargo at Trois-Rivieres - 7:05 pm

**Wednesday, June 19**

Sioux Falls at Laredo - 7:30 pm  
El Paso at Amarillo - 7:05 pm  
Gary at Wichita - 7:05 pm  
Grand Prairie at Kansas City - 11:05 am  
Sioux City at Lincoln - 7:05 pm  
Winnipeg at St. Paul - 7:05 pm  
Fargo at Trois-Rivieres - 7:05 pm

**Thursday, June 20**

Sioux Falls at El Paso - 7:05 pm  
Amarillo at Grand Prairie - 7:05 pm  
Lincoln at Winnipeg - 7:00 pm  
Wichita at Sioux City - 7:05 pm  
St. Paul at Gary - 7:10 pm  
Fargo at New Jersey - 7:05 pm

**Friday, June 21**

Sioux Falls at El Paso - 7:05 pm  
Amarillo at Grand Prairie - 7:05 pm  
Laredo at Kansas City - 7:05 pm  
Lincoln at Winnipeg - 7:00 pm  
Wichita at Sioux City - 7:05 pm  
St. Paul at Gary - 7:10 pm  
Fargo at New Jersey - 7:05 pm

**Saturday, June 22**

Sioux Falls at El Paso - 7:05 pm  
Amarillo at Grand Prairie - 7:05 pm  
Laredo at Kansas City - 7:05 pm  
Lincoln at Winnipeg - 6:00 pm  
Wichita at Sioux City - 7:05 pm  
St. Paul at Gary - 6:10 pm  
Fargo at New Jersey - 6:35 pm

**Sunday, June 23**

Sioux Falls at El Paso - 6:05 pm  
Amarillo at Grand Prairie - 6:05 pm  
Laredo at Kansas City - 5:05 pm  
Lincoln at Winnipeg - 1:30 pm  
Wichita at Sioux City - 6:05 pm  
St. Paul at Gary - 2:10 pm  
Fargo at New Jersey - 1:05 pm

**Monday, June 24**

El Paso at Amarillo - 7:05 pm  
Laredo at Wichita - 7:05 pm  
Lincoln at St. Paul - 7:05 pm  
Kansas City at Gary - 7:10 pm  
Fargo at Newark - 6:35 pm

**Tuesday, June 25**

El Paso at Amarillo - 7:05 pm  
Laredo at Wichita - 7:05 pm  
Winnipeg at Sioux City - 7:05 pm  
Grand Prairie at Sioux Falls - 7:05 pm  
Lincoln at St. Paul - 7:05 pm  
Kansas City at Gary - 12:10 pm  
Fargo at Newark - 10:35 am

**Wednesday, June 26**

El Paso at Amarillo - 7:05 pm  
Laredo at Wichita - 7:05 pm  
Winnipeg at Sioux City - 7:05 pm  
Grand Prairie at Sioux Falls - 7:05 pm  
Lincoln at St. Paul - 1:05 pm  
Kansas City at Gary - 7:10 pm  
Fargo at Newark - 10:35 am

**Thursday, June 28**

El Paso at Amarillo - 7:05 pm  
Winnipeg at Sioux City - 7:05 pm  
Grand Prairie at Sioux Falls - 7:05 pm  
Kansas City at Gary - 7:10 pm

**Friday, June 29**

Amarillo at Laredo - 7:30 pm  
Newark at Grand Prairie - 7:05 pm  
Sioux City at Wichita - 7:05 pm  
El Paso at Lincoln - 7:05 pm  
St. Paul at Sioux Falls - 7:05 pm  
Kansas City at Fargo - 7:02 pm  
Winnipeg at Gary - 7:10 pm

**Saturday, June 29**

Amarillo at Laredo - 7:30 pm  
Newark at Grand Prairie - 7:05 pm  
Sioux City at Wichita - 7:05 pm  
El Paso at Lincoln - 7:05 pm  
St. Paul at Sioux Falls - 7:05 pm  
Kansas City at Fargo - 6:00 pm

Winnipeg at Gary - 6:10 pm

**Sunday, June 30**

Amarillo at Laredo - 7:30 pm  
Newark at Grand Prairie - 6:05 pm  
Sioux City at Wichita - 3:16 pm  
El Paso at Lincoln - 5:05 pm  
St. Paul at Sioux Falls - 1:05 pm  
Kansas City at Fargo - 1:00 pm  
Winnipeg at Gary - 2:10 pm

**Monday, July 1**

No games

**Tuesday, July 2**

Laredo at El Paso - 7:05 pm  
Wichita at Grand Prairie - 7:05 pm  
Newark at Amarillo - 7:05 pm  
Sioux Falls at Kansas City - 7:05 pm  
Fargo at Lincoln - 7:05 pm  
St. Paul at Winnipeg - 7:00 pm  
Gary at Sioux City - 7:05 pm

**Wednesday, July 3**

Laredo at El Paso - 7:05 pm  
Wichita at Grand Prairie - 7:05 pm  
Newark at Amarillo - 7:05 pm  
Sioux Falls at Kansas City - 7:05 pm  
Fargo at Lincoln - 7:05 pm  
St. Paul at Winnipeg - 7:00 pm  
Gary at Sioux City - 7:05 pm

**Thursday, July 4**

Laredo at El Paso - 6:30 pm  
Wichita at Grand Prairie - 6:05 pm  
Newark at Amarillo - 7:05 pm  
Sioux Falls at Kansas City - 7:05 pm  
Fargo at Lincoln - 7:05 pm  
St. Paul at Winnipeg - 7:00 pm  
Gary at Sioux City - 7:05 pm

**Friday, July 5**

Laredo at El Paso - 7:05 pm  
Wichita at Grand Prairie - 7:05 pm  
Newark at Amarillo - 7:05 pm  
Sioux Falls at Kansas City - 7:05 pm  
Fargo at Lincoln - 7:05 pm  
St. Paul at Winnipeg - 7:00 pm  
Gary at Sioux City - 7:05 pm

**Saturday, July 6**

Grand Prairie at El Paso - 7:05 pm  
Newark at Laredo - 7:30 pm  
Amarillo at Wichita - 7:05 pm  
Gary at Winnipeg - 6:00 pm  
Lincoln at Sioux Falls - 7:05 pm  
Sioux City at Fargo - 7:02 pm  
Kansas City at St. Paul - 7:05 pm

**Sunday, July 7**

Grand Prairie at El Paso - 6:05 pm  
Newark at Laredo - 7:30 pm  
Amarillo at Wichita - 3:16 pm  
Gary at Winnipeg - 1:30 pm  
Lincoln at Sioux Falls - 1:05 pm  
Sioux City at Fargo - 1:00 pm  
Kansas City at St. Paul - 1:05 pm

**Monday, July 8**

Grand Prairie at El Paso - 7:05 pm  
Newark at Laredo - 7:30 pm  
Amarillo at Wichita - 7:05 pm  
Gary at Winnipeg - 7:00 pm  
Lincoln at Sioux Falls - 7:05 pm  
Sioux City at Fargo - 7:02 pm  
Kansas City at St. Paul - 7:05 pm

**Tuesday, July 9**

Grand Prairie at El Paso - 7:05 pm  
Newark at Laredo - 7:30 pm  
Amarillo at Wichita - 7:05 pm  
Gary at Winnipeg - 7:00 pm  
Lincoln at Sioux Falls - 7:05 pm  
Sioux City at Fargo - 7:02 pm  
Kansas City at St. Paul - 7:05 pm

**Wednesday, July 10**

Kansas City at Wichita - 7:05 pm  
Amarillo at Lincoln - 7:05 pm  
Sioux City at Sioux Falls - 7:05 pm

**Thursday, July 11**

El Paso at Laredo - 7:30 pm  
St. Paul at Grand Prairie - 7:05 pm  
Kansas City at Wichita - 7:05 pm  
Amarillo at Lincoln - 7:05 pm  
Sioux City at Sioux Falls - 7:05 pm  
Fargo at Gary - 7:10 pm  
Winnipeg at Quebec - 7:05 pm

**Friday, July 12**

El Paso at Laredo - 7:30 pm  
St. Paul at Grand Prairie - 7:05 pm  
Wichita at Kansas City - 7:05 pm  
Amarillo at Lincoln - 7:05 pm  
Sioux City at Sioux Falls - 7:05 pm  
Fargo at Gary - 7:10 pm  
Winnipeg at Quebec - 7:05 pm

**Saturday, July 13**

El Paso at Laredo - 7:30 pm  
St. Paul at Grand Prairie - 7:05 pm  
Wichita at Kansas City - 7:05 pm  
Amarillo at Lincoln - 7:05 pm  
Sioux City at Sioux Falls - 7:05 pm  
Fargo at Gary - 6:10 pm  
Winnipeg at Quebec - 7:05 pm

**Sunday, July 14**

El Paso at Laredo - 7:30 pm  
St. Paul at Grand Prairie - 6:05 pm  
Wichita at Sioux City - 6:05 pm  
Fargo at Gary - 2:10 pm  
Winnipeg at Quebec - 1:05 pm

**Monday, July 15**

St. Paul at Laredo - 7:30 pm  
El Paso at Amarillo - 7:05 pm  
Grand Prairie at Kansas City - 7:05 pm  
Gary at Lincoln - 7:05 pm  
Wichita at Sioux City - 7:05 pm  
Sioux Falls at Fargo - 7:02 pm  
Winnipeg at Trois-Rivieres - 7:05 pm

**Tuesday, July 16**

St. Paul at Laredo - 7:30 pm  
El Paso at Amarillo - 7:05 pm  
Grand Prairie at Kansas City - 7:05 pm  
Gary at Lincoln - 7:05 pm  
Wichita at Sioux City - 7:05 pm  
Sioux Falls at Fargo - 7:02 pm  
Winnipeg at Trois-Rivieres - 7:05 pm

**Wednesday, July 17**

St. Paul at Laredo - 7:30 pm  
El Paso at Amarillo - 7:05 pm  
Grand Prairie at Kansas City - 7:05 pm  
Gary at Lincoln - 7:05 pm  
Sioux Falls at Fargo - 7:02 pm  
Winnipeg at Trois-Rivieres - 7:05 pm

**Thursday, July 18**

Laredo at El Paso - 7:05 pm  
Kansas City at Amarillo - 7:05 pm  
Lincoln at Wichita - 7:05 pm  
Fargo at Sioux City - 7:05 pm  
Gary at Sioux Falls - 7:05 pm  
Grand Prairie at St. Paul - 7:05 pm  
Winnipeg at Rockland - 7:00 pm

**Friday, July 19**

Laredo at El Paso - 7:05 pm  
Kansas City at Amarillo - 7:05 pm  
Lincoln at Wichita - 7:05 pm  
Fargo at Sioux City - 7:05 pm  
Gary at Sioux Falls - 7:05 pm  
Grand Prairie at St. Paul - 7:05 pm  
Winnipeg at Rockland - 7:00 pm

**Saturday, July 20**

Laredo at El Paso - 7:05 pm  
Kansas City at Amarillo - 7:05 pm  
Lincoln at Wichita - 7:05 pm  
Fargo at Sioux City - 7:05 pm  
Gary at Sioux Falls - 7:05 pm  
Grand Prairie at St. Paul - 7:05 pm  
Winnipeg at Rockland - 6:30 pm

**Sunday, July 21**

Laredo at El Paso - 7:05 pm  
Kansas City at Amarillo - 6:05 pm  
Lincoln at Wichita - 3:16 pm  
Fargo at Sioux City - 6:05 pm  
Gary at Sioux Falls - 7:05 pm  
Grand Prairie at St. Paul - 1:05 pm

**Monday, July 22**

Kansas City at Laredo - 7:30 pm  
Amarillo at Wichita - 7:05 pm  
Sioux City at Gary - 7:10 pm

**Tuesday, July 24**

Kansas City at Laredo - 7:30 pm  
El Paso at Grand Prairie - 7:05 pm  
Amarillo at Wichita - 7:05 pm  
Trois-Rivieres at Lincoln - 7:05 pm  
Sioux Falls at Winnipeg - 7:00 pm  
St. Paul at Fargo - 7:02 pm  
Sioux City at Gary - 7:10 pm



**ALL TIMES LOCAL.** El Paso is in the Mountain Time Zone. Can-Am League clubs are in the Eastern Time Zone. All other clubs are in the Central Time Zone.

### Wednesday, July 24

Kansas City at Laredo - 7:30 pm  
El Paso at Grand Prairie - 7:05 pm  
Amarillo at Wichita - 7:05 pm  
Trois-Rivieres at Lincoln - 7:05 pm  
Sioux Falls at Winnipeg - 7:00 pm  
St. Paul at Fargo - 7:02 pm  
Sioux City at Gary - 7:10 pm

### Thursday, July 25

Amarillo at Laredo - 7:30 pm  
El Paso at Grand Prairie - 7:05 pm  
Trois-Rivieres at Lincoln - 7:05 pm  
Sioux Falls at Winnipeg - 12:00 pm  
St. Paul at Fargo - 12:30 pm  
Sioux City at Gary - 7:10 pm

### Friday, July 26

Amarillo at Laredo - 7:30 pm  
Wichita at Grand Prairie - 7:05 pm  
El Paso at Kansas City - 7:05 pm  
Sioux Falls at Lincoln - 7:05 pm  
Trois-Rivieres at Winnipeg - 7:00 pm  
Sioux City at Fargo - 7:02 pm  
Gary at St. Paul - 7:05 pm

### Saturday, July 27

Amarillo at Laredo - 7:30 pm  
Wichita at Grand Prairie - 7:05 pm  
El Paso at Kansas City - 7:05 pm  
Sioux Falls at Lincoln - 7:05 pm  
Trois-Rivieres at Winnipeg - 6:00 pm  
Sioux City at Fargo - 6:00 pm  
Gary at St. Paul - 7:05 pm

### Sunday, July 28

Wichita at Grand Prairie - 6:05 pm  
El Paso at Kansas City - 1:05 pm  
Sioux Falls at Lincoln - 5:05 pm  
Trois-Rivieres at Winnipeg - 1:30 pm  
Sioux City at Fargo - 1:00 pm  
Gary at St. Paul - 1:05 pm

### Monday, July 29

Wichita at El Paso - 7:05 pm  
Grand Prairie at Amarillo - 7:05 pm  
Laredo at Kansas City - 7:05 pm  
Trois-Rivieres at Winnipeg - 7:00 pm  
Gary at Sioux City - 7:05 pm

### Tuesday, July 30

Wichita at El Paso - 7:05 pm  
Grand Prairie at Amarillo - 7:05 pm  
Laredo at Kansas City - 7:05 pm  
Lincoln at Winnipeg - 7:00 pm  
Gary at Sioux City - 7:05 pm  
Trois-Rivieres at Sioux Falls - 7:05 pm  
Fargo at St. Paul - 7:05 pm

### Wednesday, July 31

Wichita at El Paso - 7:05 pm  
Grand Prairie at Amarillo - 7:05 pm  
Laredo at Kansas City - 7:05 pm  
Lincoln at Winnipeg - 7:00 pm  
Gary at Sioux City - 7:05 pm

Trois-Rivieres at Sioux Falls - 7:05 pm  
Fargo at St. Paul - 1:05 pm

### Thursday, August 1

Grand Prairie at Amarillo - 7:05 pm  
Laredo at Kansas City - 7:05 pm  
Lincoln at Winnipeg - 7:00 pm  
Trois-Rivieres at Sioux Falls - 7:05 pm  
Fargo at St. Paul - 7:05 pm

### Friday, August 2

Grand Prairie at El Paso - 7:05 pm  
Laredo at Amarillo - 7:05 pm  
Lincoln at Sioux City - 7:05 pm  
Kansas City at Sioux Falls - 7:05 pm  
Winnipeg at Fargo - 7:02 pm  
St. Paul at Gary - 7:10 pm  
Wichita at Newark - 6:35 pm

### Saturday, August 3

Grand Prairie at El Paso - 7:05 pm  
Laredo at Amarillo - 7:05 pm  
Lincoln at Sioux City - 7:05 pm  
Kansas City at Sioux Falls - 7:05 pm  
Winnipeg at Fargo - 6:00 pm  
St. Paul at Gary - 6:10 pm  
Wichita at Newark - 7:05 pm

### Sunday, August 4

Grand Prairie at El Paso - 6:05 pm  
Laredo at Amarillo - 6:05 pm  
Lincoln at Sioux City - 6:05 pm  
Kansas City at Sioux Falls - 1:05 pm  
Winnipeg at Fargo - 1:00 pm  
St. Paul at Gary - 2:10 pm  
Wichita at Newark - 6:00 pm

### Monday, August 5

El Paso at Laredo - 7:30 pm  
Amarillo at Grand Prairie - 7:05 pm  
Kansas City at Gary - 7:10 pm  
Wichita at Rockland - 7:00 pm

### Tuesday, August 6

El Paso at Laredo - 7:30 pm  
Amarillo at Grand Prairie - 7:05 pm  
Sioux Falls at Lincoln - 7:05 pm  
Sioux City at Winnipeg - 7:00 pm  
St. Paul at Fargo - 7:02 pm  
Wichita at Rockland - 11:00 am  
Kansas City at Gary - 7:10 pm

### Wednesday, August 7

El Paso at Laredo - 7:30 pm  
Amarillo at Grand Prairie - 7:05 pm  
Sioux Falls at Lincoln - 7:05 pm  
Sioux City at Winnipeg - 7:00 pm  
St. Paul at Fargo - 7:02 pm  
Wichita at Rockland - 7:00 pm  
Kansas City at Gary - 7:10 pm

### Thursday, August 8

Amarillo at El Paso - 7:05 pm  
Grand Prairie at Laredo - 7:30 pm  
Sioux Falls at Lincoln - 7:05 pm

Sioux City at Winnipeg - 7:00 pm  
St. Paul at Fargo - 7:02 pm  
Wichita at Rockland - 7:05 pm

### Friday, August 9

Amarillo at El Paso - 7:05 pm  
Grand Prairie at Laredo - 7:30 pm  
Fargo at Kansas City - 7:05 pm  
Gary at Lincoln - 7:05 pm  
Sioux Falls at Winnipeg - 7:00 pm  
Sioux City at St. Paul - 7:05 pm  
Wichita at New Jersey - 7:05 pm

### Saturday, August 10

Amarillo at El Paso - 7:05 pm  
Grand Prairie at Laredo - 7:30 pm  
Fargo at Kansas City - 7:05 pm  
Gary at Lincoln - 7:05 pm  
Sioux Falls at Winnipeg - 6:00 pm  
Sioux City at St. Paul - 7:05 pm  
Wichita at New Jersey - 6:35 pm

### Sunday, August 11

Grand Prairie at Laredo - 7:30 pm  
Fargo at Kansas City - 5:05 pm  
Gary at Lincoln - 5:05 pm  
Sioux Falls at Winnipeg - 1:30 pm  
Sioux City at St. Paul - 1:05 pm  
Wichita at New Jersey - 7:05 pm

### Monday, August 12

Grand Prairie at Amarillo - 7:05 pm  
Lincoln at Kansas City - 7:05 pm  
Winnipeg at Sioux City - 7:05 pm  
Rockland at Fargo - 7:02 pm  
Sioux Falls at St. Paul - 7:05 pm

### Tuesday, August 13

Laredo at El Paso - 7:05 pm  
Grand Prairie at Amarillo - 7:05 pm  
Gary at Wichita - 7:05 pm  
Lincoln at Kansas City - 7:05 pm  
Winnipeg at Sioux City - 7:05 pm  
Rockland at Fargo - 7:02 pm  
Sioux Falls at St. Paul - 12:05 pm

### Wednesday, August 14

Laredo at El Paso - 7:05 pm  
Grand Prairie at Amarillo - 7:05 pm  
Gary at Wichita - 7:05 pm  
Lincoln at Kansas City - 7:05 pm  
Winnipeg at Sioux City - 7:05 pm  
Rockland at Fargo - 12:30 pm  
Sioux Falls at St. Paul - 7:05 pm

### Thursday, August 15

Laredo at El Paso - 7:05 pm  
Grand Prairie at Amarillo - 7:05 pm  
Gary at Wichita - 7:05 pm  
Winnipeg at Sioux City - 7:05 pm  
Rockland at Fargo - 7:02 pm  
Sioux Falls at St. Paul - 7:05 pm

### Friday, August 16

El Paso at Grand Prairie - 7:05 pm

Laredo at Amarillo - 7:05 pm  
Fargo at Wichita - 7:05 pm  
Rockland at Lincoln - 7:05 pm  
Kansas City at Winnipeg - 7:00 pm  
St. Paul at Sioux City - 7:05 pm  
Sioux Falls at Gary - 7:10 pm

### Saturday, August 17

El Paso at Grand Prairie - 7:05 pm  
Laredo at Amarillo - 7:05 pm  
Fargo at Wichita - 7:05 pm  
Rockland at Lincoln - 7:05 pm  
Kansas City at Winnipeg - 6:00 pm  
St. Paul at Sioux City - 7:05 pm  
Sioux Falls at Gary - 6:10 pm

### Sunday, August 18

El Paso at Grand Prairie - 6:05 pm  
Laredo at Amarillo - 6:05 pm  
Fargo at Wichita - 3:16 pm  
Rockland at Lincoln - 2:05 pm  
Kansas City at Winnipeg - 1:30 pm  
St. Paul at Sioux City - 6:05 pm  
Sioux Falls at Gary - 2:10 pm

### Monday, August 19

Rockland at Kansas City - 7:05 pm  
Winnipeg at St. Paul - 7:05 pm

### Tuesday, August 21

Lincoln at El Paso - 7:05 pm  
Sioux City at Laredo - 7:30 pm  
Amarillo at Grand Prairie - 7:05 pm  
Rockland at Kansas City - 7:05 pm  
Fargo at Sioux Falls - 7:05 pm  
Winnipeg at St. Paul - 7:05 pm  
Wichita at Gary - 7:10 pm

### Wednesday, August 21

Lincoln at El Paso - 7:05 pm  
Sioux City at Laredo - 7:30 pm  
Amarillo at Grand Prairie - 7:05 pm  
Rockland at Kansas City - 7:05 pm  
Fargo at Sioux Falls - 7:05 pm  
Winnipeg at St. Paul - 7:05 pm  
Wichita at Gary - 7:10 pm

### Thursday, August 22

Lincoln at El Paso - 7:05 pm  
Sioux City at Laredo - 7:30 pm  
Amarillo at Grand Prairie - 7:05 pm  
Fargo at Sioux Falls - 7:05 pm  
Winnipeg at St. Paul - 7:05 pm  
Wichita at Gary - 7:10 pm

### Friday, August 23

Sioux City at El Paso - 7:05 pm  
Lincoln at Amarillo - 7:05 pm  
Grand Prairie at Wichita - 7:05 pm  
Winnipeg at Sioux Falls - 7:05 pm  
Kansas City at Fargo - 7:02 pm  
Gary at St. Paul - 7:05 pm

### Saturday, August 24

Sioux City at El Paso - 7:05 pm  
Lincoln at Amarillo - 7:05 pm  
Grand Prairie at Wichita - 7:05 pm  
Winnipeg at Sioux Falls - 7:05 pm

Kansas City at Fargo - 6:00 pm  
Gary at St. Paul - 7:05 pm  
Laredo at Newark - 6:35 pm

### Sunday, August 25

Sioux City at El Paso - 6:05 pm  
Lincoln at Amarillo - 6:05 pm  
Grand Prairie at Wichita - 3:16 pm  
Winnipeg at Sioux Falls - 1:05 pm  
Kansas City at Fargo - 1:00 pm  
Gary at St. Paul - 1:05 pm  
Laredo at Newark - 6:00 pm

### Monday, August 26

El Paso at Grand Prairie - 7:05 pm  
Laredo at Newark - 6:35 pm

### Tuesday, August 27

El Paso at Grand Prairie - 7:05 pm  
Gary at Kansas City - 7:05 pm  
Wichita at Lincoln - 7:05 pm  
St. Paul at Winnipeg - 7:00 pm  
Sioux Falls at Sioux City - 7:05 pm  
Amarillo at Fargo - 7:02 pm  
Laredo at New Jersey - 7:05 pm

### Wednesday, August 28

El Paso at Grand Prairie - 7:05 pm  
Gary at Kansas City - 7:05 pm  
Wichita at Lincoln - 11:05 am  
St. Paul at Winnipeg - 7:00 pm  
Sioux Falls at Sioux City - 7:05 pm  
Amarillo at Fargo - 7:02 pm  
Laredo at New Jersey - 7:05 pm

### Thursday, August 29

El Paso at Grand Prairie - 7:05 pm  
Gary at Kansas City - 7:05 pm  
Wichita at Lincoln - 7:05 pm  
St. Paul at Winnipeg - 7:00 pm  
Sioux City at Sioux Falls - 7:05 pm  
Amarillo at Fargo - 7:02 pm  
Laredo at New Jersey - 7:05 pm

### Friday, August 30

Gary at Kansas City - 7:05 pm  
Wichita at Lincoln - 7:05 pm  
St. Paul at Winnipeg - 7:00 pm  
Sioux Falls at Sioux City - 7:05 pm  
Amarillo at Fargo - 7:02 pm  
Laredo at New Jersey - 7:05 pm

### Saturday, August 31

Lincoln at Grand Prairie - 7:05 pm  
Kansas City at Wichita - 7:05 pm  
Fargo at Winnipeg - 6:00 pm  
Amarillo at Sioux Falls - 7:05 pm  
Sioux City at St. Paul - 7:05 pm  
El Paso at Gary - 6:10 pm  
Laredo at Quebec - 7:05 pm

### Sunday, September 1

Lincoln at Grand Prairie - 6:05 pm  
Kansas City at Wichita - 3:16 pm  
Fargo at Winnipeg - 1:30 pm  
Amarillo at Sioux Falls - 7:05 pm  
Sioux City at St. Paul - 7:05 pm

El Paso at Gary - 2:10 pm  
Laredo at Quebec - 7:05 pm

### Monday, September 2

Lincoln at Grand Prairie - 2:05 pm  
Kansas City at Wichita - 5:05 pm  
Fargo at Winnipeg - 7:00 pm  
Amarillo at Sioux Falls - 12:00 pm  
Sioux City at St. Paul - 1:05 pm  
El Paso at Gary - 1:10 pm  
Laredo at Quebec - 4:05 pm

### Wednesday, September 4

**Playoff Semifinals**  
Division Winner vs. Division Winner  
Wild Card vs. Division Winner

### Thursday, September 5

**Playoff Semifinals**  
Division Winner vs. Division Winner  
Wild Card vs. Division Winner

### Friday, September 6

**Playoff Semifinals**  
Division Winner vs. Division Winner  
Wild Card vs. Division Winner

### Saturday, September 7

**Playoff Semifinals (if necessary)**  
Division Winner vs. Division Winner  
Wild Card vs. Division Winner

### Sunday, September 8

**Playoff Semifinals (if necessary)**  
Division Winner vs. Division Winner  
Wild Card vs. Division Winner

### Tuesday, September 10

**Championship Series**  
Team with best winning percentage at other first round winner

### Wednesday, September 11

**Championship Series**  
Team with best winning percentage at other first round winner

### Friday, September 13

**Championship Series**  
Other first round winner at team with best winning percentage

### Saturday, September 14

**Championship Series**  
Other first round winner at team with best winning percentage (if necessary)

### Sunday, September 15

**Championship Series**  
Other first round winner at team with best winning percentage (if necessary)