



2007 Media Guide

Eight Years on the Gridiron

- A Proud Member of the Arena Football Family -





Quick Facts

3

A quick reference of must-know information about the Alabama Steeldogs.

2007 Showstealers

4

Meet the five-time "afe Dance Team of the Year" Alabama Steeldog Showstealers.

Team History

5

Follow the Steeldogs from the af2 Inagural Game and through seven seasons..

Front Office

9

Meet the team behind the team.

Players

14

The Steeldogs bring a mixture of youth and veteran leadership to the field in '07.

2007 Preview

28

Get prepared for another fast-paced season of arena football with the Steeldogs.

2006 Review

32

Take a look back at the Steeldogs' 2006 season with stats and game highlights.

Record Book

51

Meet the Who's Who in the Alabama Steeldogs All-Time Record Book.

The af2

62

Take a tour of the 30-team league that spans from New York to California.

The Steeldogs' 2007 Media Guide is the essential text for covering Alabama's arena football team. From player bios to the Steeldogs' all-time record book, this publication is designed to help the media and fans understand and enjoy the history and tradition of the Steeldogs football franchise.



Notice: af2, arenafootball2, arena football 2 & Design, ArenaCup, Hometown Football, and all the names, symbols, emblems, logos and colors of the af2 and the af2 Operator Members are trademarks owned by af2, LLC, and Chicago Illinois. Arena, Arena Football, The 50-Yard Indoor War, Football With a Bite, In Your Face Football, War on the Floor, Don't Blink, The Fastest Game on Turf, High Scorin! Heart Stoppin! Helmet Poppin!, Brawl Inside the Wall, and Wall 2 Wall Brawl are trademarks owned by Arena Football League, LLC, Chicago Illinois and are used under license. IRONMAN is a trademark of World Triathlon Corporation, Tarpon Springs, Florida and is used under license. The Arena Football Game System and Method of play is protected under U.S. Patent No. 4911433 and used under license.

-A PROUD MEMBER OF THE ARENA FOOTBALL FAMILY-



Designed by Brandon Gresham.



General Info

Location: Birmingham, AL
Named: August 12, 1999
Conference: National Conference
Division: Southern Division
Colors: Orange, Black & Chrome
Inagural Year: 2000
Overall Record: 58 wins, 59 losses
Playoff Appearances: 3 (01, 02, 04)
Playoff Record: 2 wins, 3 losses

Executive Staff

Owner/President: Buddy King
Owner/Managing Partner: Scott Myers

Front Office Staff

VP/Corporate Sponsorships: Dave Coffey
VP/Marketing and Ticket Operations: Shawn Williamson
Director/Media Relations: Brandon Gresham
Account Executive: Christen Thacker
Dance Team: Angela Stephenson
Office Manager: Carmen Starr

Coaching Staff

Head Coach: Ron Selesky
Offensive Coord: Billy Dicken
Line/Linebackers: Bryan Ray
Secondary: Eldridge Hill

Contact Info

Address: 2100 Richard Arrington Jr.
 Blvd North
 Birmingham, AL 35203
Phone: (205) 458-8833
Fax: (205) 458-8489
Web: www.steeldogs.com

2007 Steeldogs Schedule

| | | | | |
|------------|-----------------|----------------------|-------------|------------------|
| FRI | March 30 | Tenn. Valley* | Away | 7:30 p.m. |
| THR | April 12 | S. Georgia* | Home | 7:00 p.m. |
| SAT | April 21 | Louisville | Home | 7:00 p.m. |
| SAT | April 28 | Tulsa | Away | 7:00 p.m. |
| THR | May 3 | Texas | Home | 7:00 p.m. |
| SAT | May 12 | Quad City | Home | 7:00 p.m. |
| SAT | May 19 | Louisville | Away | 6:00 p.m. |
| SAT | May 26 | Cincinnati | Away | 6:30 p.m. |
| SAT | June 2 | Florida* | Away | 6:30 p.m. |
| FRI | June 8 | Bossier | Home | 7:00 p.m. |
| SAT | June 16 | Wilkes-Barre | Away | 6:00 p.m. |
| SAT | June 30 | Tenn. Valley* | Home | 7:00 p.m. |
| SAT | July 7 | Okla. City | Away | 7:05 p.m. |
| SAT | July 14 | Florida* | Home | 7:00 p.m. |
| SAT | July 21 | S. Georgia* | Away | 6:30 p.m. |
| SAT | July 28 | Cincinnati | Home | 7:00 p.m. |

ALL TIMES CST / * - Southern Division Game



The BJCC Arena
(Capacity - 16,000)



Five-Time Champions
“a12 Dance Team of the Year”
Showstealers
2002 • 2003 • 2004 • 2005 • 2006



Angela



April



Ashley



Christie



Ebonee



Erica



Hannah



Jennifer



Jennifer



Nikki



Roxanne



Shanika



Sheena

Eight years on the gridiron

By MATT HOOPER and BRANDON GRESHAM



On April 20, 1999, Birmingham's indoor football odyssey took flight during a press conference announcing the formation of the Xtreme Football League. The XFL would comprise 10 to 12 teams along the East Coast, including Birmingham, playing a new brand of indoor ball, sans the patented nets of the Arena Football System.

By July of 1999, a list of potential nicknames for the Birmingham franchise had been narrowed down to six possibilities: "Barbarians," "Blast," "Bruisers," "Bubbas," "Magicians" and "Steeldogs."

Meanwhile, the XFL brokered a deal with the more-established Arena Football League to form the latter's second-tier. Christened "arenafootball2" or "af2" for

short, the new league would play by the same rules patented by its parent organization. All of a sudden, Birmingham was no longer chartering unknown waters in the indoor game. Instead, the city was to be the launch pad for a brand-new adventure in an already well-established enterprise.

In the end the team became the "Steeldogs," paying homage to the steel industry that helped grow the city into an industrial giant during the early 20th century.

At a press conference on August 12, 1999, the team's name, logo, colors and head coach were all introduced. Bobby Humphrey, the University of Alabama's second all-time leading rusher, would be the team's first coach. Humphrey, a Birmingham native, had this

to say upon his hiring.

"This is a big opportunity for me. What better place to be than right here among the people who watched you play in high school, in college and in the pros? It was an opportunity I just couldn't pass up. Ten, fifteen years ago, I could have never seen myself doing this. But I've got a burning desire to coach. I'm going to make the best of this opportunity, unlike some of those that I have blown in the past."

The first Steeldogs ownership group, consisting of Charles Felix, David Berkman and Bruce Burge, also owned the Birmingham Bulls hockey franchise. Both teams were to compete and be headquartered at the Birmingham-Jefferson Convention Complex in downtown Birmingham.

2000

On January 11, 2000, the Commissioner of the af2, Mary Ellen Garling announced the league would kickoff its inaugural season at the BJCC Arena on March 31, 2000. The Steeldogs first opponent would be the Tennessee Valley Vipers, Birmingham's neighbor 100 miles to the north in Huntsville. The idea was to stoke rivalry embers between the two teams by establishing this as the league's marquee match-up. Including the Steeldogs and Vipers, 15 af2 teams would compete in year one, but none could lay claim to the intense rivalry that the team from Birmingham shared with the team from Huntsville.

Slowly, Birmingham's roster took shape, as did a



front office staff and a game operations staff. Ten of the team's first 12 players were from the Birmingham area.

Birmingham welcomed 14,831 fans and a national television audience into the BJCC Arena on March 31, 2000 for the first game in af2 history. The game was a tremendous hit. Fans were kept on the edge of their seats all night as footballs and football players flew all over the shortened field, some times spilling up and into the seats. The scoreboard, as is typical in Arena ball, got quite a workout. Unfortunately, however, it was the Vipers doing most of the scoring. Tennessee Valley took the first game in the series, 59-18.

Birmingham's first win came one week later at the BJCC, as the Steeldogs shut down the Greensboro Prowlers 18-7 in one of the lowest scoring games in the history of Arena Football. But fans still showed up in droves and it seemed that the off-the-wall sport of Arena Football was finding its niche in the self-proclaimed "Football Capital of the South."

Birmingham would taste victory six more times in 2000, finishing the year with a 7-9 final record. In addition to the win over the Prowlers, Birmingham racked up victories over Roanoke (twice), Richmond, Tallahassee, Arkansas and Tulsa. The Steeldogs' win over Tallahassee, an 86-74 barn-burner, still ranks as the fourth-highest scoring game in af2 history.

By the end of the first season, 71,402 fans had crossed the turnstiles at the BJCC to



see Birmingham's "Hometown Team." A secure foundation had been laid for an even more successful campaign in 2001.

2001

The second season of Steeldogs football brought the team's second ownership group. Steve and Kathryn Umberger purchased the team on December 13, 2000. The couple also purchased the af2's Jacksonville Tomcats in the same year, but he decided that Birmingham would be his more "hands-on" investment. Humphrey was retained as the team's head coach for a second season.

The league expanded nearly two-fold in 2001 as 28 teams took the field in 2001.

Birmingham opened their season at the Century Tel Center in Bossier City, La., against the expansion Bossier City BattleWings. Birmingham won a thrilling overtime affair, 63-57. It was the first of three consecutive wins to open the 2001 season.

After two early season hiccups against division opponents, the Steeldogs reeled off six straight victories, only to see that streak come to an end in Huntsville. Leading 48-45 with seconds to play, Tennessee Valley, aided by an incorrect pass interference call enforced despite a tipped pass, scored on what appeared to be an incomplete pass in the end zone to take the game 52-48. The game further cemented the teams' rivalry as one of the most vitriolic in all of Arena

Football.

The Steeldogs finished the regular-season 12-4, earning them their first postseason trip. Birmingham traveled to Richmond, Va., to face the Richmond Speed on July 21, 2001. Despite reaching the 60-point plateau, a feat that Coach Humphrey stressed in every game, the Steeldogs collapsed in the fourth quarter. Hampered by questionable officiating, the Steeldogs fell 67-60.

2002

2002 was the beginning of years of stability in the executive office. The Umberger's sold the franchise to two local men, both of whom were well-acquainted with Birmingham's professional sports history. Buddy King and Scott Myers became the majority and minority owners of the team on January 2, 2002. The two had met when King played with and Myers marketed for the Birmingham Fire of the World League of American Football. The pair was anxious to parlay the Steeldogs' early success into a third season. They started by retaining Humphrey for a third consecutive year.

Humphrey and the Steeldogs were determined to make 2002 the most successful yet for the young franchise. Adopting the motto "One Team, One Goal," Birmingham set out to make a playoff run in their third season. After an early season loss at Tulsa, Birmingham rebounded to win eight of their next nine games before dropping three of their next four. The Steeldogs ended the regu-



lar-season with an 11-5 record, good enough to earn a trip to Huntsville to face the hated Vipers in the first-round of the playoffs.

In six prior meetings with Tennessee Valley, the Steeldogs had consistently come up short. But the hatred that existed between the rival teams had only continued to build, having been escalated the previous year's controversial finish. But the stakes had never been higher for either team, because in the postseason, futures are determined one game at a time.

On Saturday, August 3, 2002, at the Von Braun Center in Huntsville, Birmingham cast off three years of frustration at the hands of their fiercest rival, dominating Tennessee Valley in a 65-51 victory. Almost secondary to the outcome of the game was the fact that the Steeldogs had now earned themselves a trip to Tulsa, Okla., for the next Saturday night for a second-round match-up against the No. 1-ranked team in all of af2 football.

Birmingham, fresh off the dominating win in Huntsville, marched into the Tulsa Convention Center on August 10, 2002 and pulled off the biggest upset in team history. The Steeldogs thoroughly dominated the league's top-ranked team, handing them their first home loss in 18 games (a streak that started in 2000 with a seven-point victory over Birmingham) and also exacting revenge for the team's opening night loss. The Steeldogs returned home to host the Peoria Pirates in the National Conference



Championship game, the winner of which would host the ArenaCup.

But it was not meant to be for Birmingham in 2002, as the Pirates surprised the Steeldogs with a first-half offensive clinic on their way to a 79-33 victory. Still, the disappointment of one loss could not overshadow a year of unprecedented success for the team. The 2002 off-season was much less chaotic than in previous years as, once again, Humphrey was retained, and, for the first time in team history, so was the ownership group.

The 2002 off-season did bring news of a championship for the Birmingham Steeldogs' dance team, "The ShowSteelers." The team won the league's "Dance Team of

the Year" award, the first of five-straight awards that the team would win. Along with Rusty (the Steeldogs' team mascot), "The Showsteelers" cheer throughout the stadium and perform during half-time. Entering into the 2007 season, the team is the league's defending dance champion.

2003

Injuries plagued the 2003 edition of the Birmingham Steeldogs, as the team struggled to field a healthy and consistent quarterback. After two early season victories at home, the Steeldogs fell at Macon in the first road contest of the year. The team dropped four of their next five games, with the one bright exception being a 38-35 overtime victory over

the Florida Firecats at Fort Myers.

After three straight victories in the middle of the season, the team dropped five of the last six games to close out the year. Injuries riddled the team from the offensive line, to the quarterback position, to wide receivers and defensive backs. Humphrey and his team limped into the off-season, where he was rewarded for his efforts with his fourth contract extension. He was about to become the longest-tenured coach in the history of af2 football.

The Steeldogs rebounded nicely to begin the 2004 season. After an opening-night loss at Bossier City, a game in which the Steeldogs' starting quarterback was hurt on the first play of the second half, Birmingham reeled off six straight victories on the arm of backup quarterback Jeff Aaron. Now 6-1, the Steeldogs next contest would be a home match-up with the Tennessee Valley Vipers, a team that Birmingham had never beaten on its home turf, dating back to the inaugural af2 tilt.

2004

On May 29, 2004, the Steeldogs and Vipers locked horns for a tenth time. It was one for the record books.

Birmingham shut out the Vipers 13-0 in the first half and led 23-6 at the beginning of the fourth quarter. But Tennessee Valley fought back, scoring 21 unanswered to take a 27-23 lead with just over 30 seconds to play. But Aaron and the Steeldogs refused to fold. The second-year quarter-



back out of UAB found Carlos McNeary wide open in the back of the end-zone from 27-yards out to put Birmingham back on top, 30-27. However, at the end of regulation, the Vipers managed to slither into field goal range where Sean Sullivan connected from 40 yards out, sending the game into extra minutes.

Birmingham got the ball first and made the most of their first possession. Aaron hit Brian Haugabrook on a 25-yard strike to give Birmingham a six-point advantage. But kicker Rhett Gallego pulled the extra point wide and the Vipers had a chance to pull off the improbable with a touchdown and successful conversion.

But on second down on the Vipers' subsequent drive, former Birmingham quarterback Josh Kellett was intercepted by Demontray Carter, sealing a 36-30 victory and establishing the tenth meeting between the two bitter rivals as the most memorable game in the series and in the history of the Birmingham Steeldogs.

Inconsistency at the quarterback position, along with several key injuries cooled the Steeldogs in the second half of the 2004 regular-season. Birmingham limped into the postseason with a 10-6 record, falling in the first round at Cape Fear, N.C., 54-53.

2005

Humphrey and the King-Myers ownership combo stuck around for 2005. Humphrey, who had been inducted into the Alabama Sports Hall of Fame, had become the af2's all-time winningest coach in

2004. The team's 59-58 win over the Rio Grande Valley Dorados on June 26, 2004 gave Humphrey his 47th victory, making him tops among all current and prior head coaches through the 2004 season.

The Steeldogs kicked off the 2005 regular-season with a marquee player signing. Andrew Zow, the all-time leading passer at the University of Alabama, joined the team on March 15, 2005. He had signed with the team in 2004 for one game as an emergency quarterback at the behest of Coach Humphrey, but did not see any action. He had not competed on a regular basis since his senior year at Alabama in 2001 and did not see action in the team's first game, a home loss to the San Diego Riptide, but finally took the field a week later at Macon.

He was remarkably efficient in his first contest, finishing 20 of 36 for 273 yards, three touchdowns and one interception. He also ran for a touchdown. Zow's season ended a week later when he suffered a leg injury in the following week's game at home versus the eventual league-champion Memphis Xplorers.

Much like Zow's arena football career, the 2005 Steeldogs season never fully got off the ground. The quarterback position changed hands six times during the year. The offensive and defensive lines, hampered by injuries dating back to early season workout camps, never quite jelled into a functioning unit. The defense was porous, allowing an average of nearly 56 points per game, a league

high. When it was all said and done, the Steeldogs finished with a 2-14 record, dead last in the af2.

Humphrey was relieved of his coaching duties on August 9, 2005. He finished his six-year career as the longest-tenured coach in the league's history, as well as it's second most victorious.

For 55 days, owners King and Myers scoured the coaching ranks to fill Humphrey's shoes and help bring the 'Dogs from the cellar back to the top of the league standings.

On October 4, 2005, Ron Selesky was selected as the second head coach in the history of the Birmingham Steeldogs.

2006

The 2006 season was a year of new beginnings for the Steeldogs. Coming off the team's worst record in history in 2005, new Head Coach Ron Selesky looked to put the pieces back together in his first season.

The season was a roller coaster ride throughout, with each week's game keeping the Steeldogs one game above or below .500.

The Steeldogs made news worldwide prior to the team's Faith Night game against the Louisville Fire on May 5th. King and Myers decided to fit the team out in Bible-themed jerseys for the game, which included changing the names on the back to various Biblical characters.

The promotion was the first of its kind in professional sports, drawing coverage from Australian newspapers to the front page of the *New York*

Times.

ESPN's *Outside the Lines* program featured the Steeldogs Faith Night prior to the game.

The af2 league office threatened a fine, however, forcing King and Myers to scale the promotion back and allow the players to wear the jerseys only during warmups.

Another important moment in the Steeldogs' 2006 season came against the Memphis Xplorers on June 17th in Memphis.

The Steeldogs traveled to Memphis to face the No. 1 ranked Xplorers, hoping to knock off the league's top team.

Alabama kicker Alex Walls sunk a 25-yard field goal as time expires to give the Steeldogs their signature win of 2006, 43-40.

The postseason evaded the Steeldogs, however, for a second-straight year.

A three-game losing streak to end the season left the Steeldogs on the outside of the playoffs looking in with a 7-9 record.

The Steeldogs organization saw another big change during the offseason. In order to include a large portion of the team's fan base that lives outside the Birmingham area, they announced that the team would change its name to the "Alabama" Steeldogs for the 2007 season.

This year looks to be a big season for the Alabama Steeldogs, as Coach Selesky welcomes back a number of seasoned veterans in addition to a talented group of rookies.



Front Office





Buddy King

Buddy King assumed the role of chairman and owner of the Birmingham Steeldogs on January 2, 2002. The Hueytown native was a four-year football letterman at the University of Southern Mississippi, earning a degree in Business Marketing. After playing in The Blue-Gray Game in Montgomery in the winter of 1989, King went on to sign as a free

agent with the New Orleans Saints. After his release from the Saints, King was drafted by the World League of American Football's Birmingham Fire. During his second season with the Fire, King sustained a career-ending injury and retired from the game of football.

In 1992, King ventured in the pharmaceutical industry, concentrating on sales and business devel-

opment. After five years in that sector, King started his own company, CTEX Pharmaceuticals, Inc., in 1997. In a five-year period, the company grew from the ground floor to a national corporation. In January of 2001, King's company, CTEX was acquired by another company. He then founded Athlon Pharmaceuticals in 2002, of which he is currently the Chairman and



CEO.

Buddy has three children: Allie, Andrew and Katie. He brought his business success and passion for the game of football to the city of Birmingham with hopes of bringing a championship to the city.

Scott Myers

Scott Myers is the Managing Partner of the Alabama Steeldogs Arena Football Team. Myers has played an instrumental part in the Birmingham sports scene for many years. He marketed the Birmingham Fire during its two years in the World League of American Football; was the General Manager of the Birmingham Bulls in the East Coast Hockey League; and assisted the Alabama Sports Foundation in managing the inaugural SWAC Championship Game at historic Legion Field.

In addition to his involvement with Birmingham professional sports teams, Myers has been involved with many other sports endeavors including an international friendly soccer match for the U.S. Men's National Team and an NBA Exhibition Game. He has also been a part of major sports events competing in the 2006 New York City Marathon and running with the bulls in Pamplona, Spain.

Scott is involved in many charitable endeavors in Birmingham and serves

on a number of boards including: the Birmingham Athletic Partnership, the Kenny Morgan Scholarship Foundation, Alabama Department of Youth Services - Vacca Campus Advisory Board, and the MTW Street Child Ministries. He is also a member of the Monday Morning Quarterback Club and the Public Affairs Research Council of Alabama (PARCA) Roundtable.

A native of Birmingham, Myers attended Hewitt-Trussville High School, where he was



a three-sport athlete. While playing collegiate football for Samford University, he received a B.S. Degree in Business Administration. Myers has been recognized as one of Birmingham's "Top 40 Under 40" *(BBJ) business people. Scott resides in Homewood with his wife Claire and their son Will. His hobbies including traveling, reading, and running.



Dave Coffey

Vice President, Corporate Sponsorships


Dave is in his fifth year with the team and third year as Vice President of Corporate Sponsorships. In addition to his corporate duties, Dave also serves as the Director of Game Operations for the team. Prior to joining the Steeldogs, Dave was a sports anchor for WAAY-31 in Huntsville.



Shawn Williamson

Vice President, Marketing and Tickets

Shawn is in his third year with the team and first year as Vice President of Ticket Operations. Shawn handles the Steeldogs' season and group ticket accounts, while also serving as a corporate sales executive. From 1996-98, Shawn worked as a marketing representative for the Birmingham Bulls.



Brandon Gresham

Director of Media Relations

Brandon enters his first year with the Steeldogs as the Director of Media Relations. Brandon handles every aspect of media coverage for the team and also work with public relations and community events throughout the year. Prior to coming to the Steeldogs, Brandon worked as the News Editor at the *Shelby County Reporter*.



Carmen Starr

Office Manager

Carmen is in her second year with the Steeldogs, serving as the manager of the executive office. Carmen keeps up with the mounds of paperwork and contracts that flow through the office on a regular basis in addition to aiding Coach Selesky with player transactions and travel arrangements.



Christin Thacker

Sales Executive

Christen joins the Steeldogs for her first year this season. Christen works with corporate accounts and also serves as the team Community Relations Coordinator. A 2005 graduate of Troy University, Christen served as Assistant to the Recruiting Coordinator for the Trojans' football team.



Angela Stephenson

Dance Team Coordinator

Angela Stephenson enters her seventh season with the Steeldogs. This is her second year as coordinator of the squad, which has won five-straight af2 "Dance Team of the Year" awards.





Ron Selesky

Head Coach



Head Coach Ron Selesky is an Arena Football League and af2 coaching veteran.

In his first year as head coach of the Steeldogs, Selesky led the team to a 7-9 record.

He served as the defensive coordinator for the Columbus Destroyers in 2005 under Head Coach Chris Spielman.

Prior to that, Selesky spent the 2004 season on the sidelines for the Carolina Cobras, beginning the year as the team's defensive coordinator before finishing the season as the head coach.

Selesky earned af2 Coach of the Year honors in 2002, guiding the expansion Albany Conquest to a regular-season mark of 13-3 and

a Northeast Division title. He spent the 2001 season as the head coach of the Louisville Fire.

Selesky spent the 2003 season as head coach and director of football operations for the Buffalo Destroyers, prior to the team relocating to Columbus, Ohio. He also served as the director of player personnel and assistant coach for the Tampa Bay Storm from 1997 to 1999. With the Storm, his teams compiled a 31-11 regular season record and earned a berth in the 1998 ArenaBowl.

Born in Brunswick, N.J., Selesky played college football at North Central College (Division III) in Naperville, Ill., where he was a four-year starter at left offensive tackle.

Following his collegiate career, Selesky went on to play for the NFL's Minnesota Vikings in 1987 and attended NFL camps with the San Diego Chargers (1988), Miami Dolphins (1990) and Detroit Lions (1992). He also spent time as a scout with ProQuest Management from 1995-1997.





Billy Dicken

Offensive Coordinator

Dicken, a graduate of Purdue University, comes to the Steeldogs after playing the last season with the AFL's Columbus Destroyers. Before playing in the AFL, he led the Quad City Steamwheelers to a 19-0 record and an ArenaCup Championship in the inaugural season of arenafootball2. He passed for 3,444 yards, 73 touchdowns and only four interceptions during the 2000 season.

A veteran of six years in the AFL, Dicken has played for Columbus (2006) New Orleans (2005), Detroit (2004) and Chicago (2001-2003). He completed 764-of-1264 passes for 9,482 yards and 190 touchdowns during his AFL career. Dicken was a finalist for AFL Rookie of the Year in 2001.




Bryan Ray

Line/Linebackers

Bryan Ray spent three years in the Arena Football League at the OL/DL position with the Las Vegas Gladiators, Columbus Destroyers and Carolina Cobras. A graduate of Wake Forest University, Ray finished his rookie year as a Destroyer with 15.5 tackles, 2.5 sacks and two forced fumbles.

Ray has spent time in the New Orleans Saints training camp in 2001 and the Carolina Panthers in 2002. He also spent one season with the Frankfort Galaxy during the 2002 season. He finished his collegiate career second in school history with 21 sacks and 42 tackles for a loss and was named Preseason First Team All-ACC his senior year and Second Team All-ACC as a junior.



Eldrick Hill

Secondary


A graduate of Alabama State, Hill is a familiar face in the Steeldogs organization. He spent four years at the defensive specialist position for the Steeldogs. Hill intercepted six passes and returned two for touchdowns in 21 games played with the team.



Amy Williams

Athletic Trainer

Amy Williams enters her second year as the Head Athletic Trainer for the Steeldogs squad. Amy heads up the day-to-day operations in the Steeldogs training room and provides on-site treatment for players throughout the year.



Tony Ramirez

Equipment Manager

Tony Ramirez enters his second year with the Steeldogs as the team's Equipment Manager. Tony manages the day-to-day operations of the team's equipment and supplies at home and during road trips. He also provides facility and equipment support at every practice.



David Fisher

Football Intern - Samford University

Jesse Washington

Football Intern - Miles College



The Players





2007 Alphabetical Roster

| | | | | | | | | |
|----|-------|--------------------|------|-----|----------------------|------------|---|----------------|
| 31 | DL | Browning, Clifford | 6'1 | 250 | Clark Atlanta | 2/12/1981 | 1 | AtALA1/24/07 |
| 2 | DS | Carlton, Darrell | 6'0 | 205 | Tennessee | 12/15/1980 | R | AtALA 1/24/07 |
| 8 | WR/LB | Cleveland, Chico | 6'2 | 245 | UAB | 10/29/1982 | R | AtALA 1/24/07 |
| 5 | WR/DB | Cook, Jhun | 5'11 | 192 | UAB | 5/25/1984 | R | AtALA 3/10/07 |
| 1 | WR | Cooper, Markeith | 5'7 | 175 | Auburn | 1/15/1977 | R | AtALA 2/15/07 |
| 98 | OL/DL | Damron, Darin | 6'4 | 295 | North Alabama | 7/5/1979 | 5 | AtALA 1/25/07 |
| 88 | OL/DL | Daniel, David | 6'1 | 285 | Alabama | 2/3/1980 | 5 | AtALA1/24/07 |
| 93 | OL/DL | Deboise, Deon | 6'1 | 310 | Jackson St | 1/28/1982 | 1 | AtALA1/24/07 |
| 19 | DB | Dillon, Ronald | 5'11 | 205 | Alabama State | 12/16/1982 | R | AtALA1/24/07 |
| 99 | DL | Elston, Tyrell | 6'3 | 280 | Sewanee | 11/9/1983 | R | AtALA 2/22/07 |
| 85 | WR/DB | Gales, Gerald | 5'9 | 175 | West Alabama | 2/22/1984 | R | AtALA 3/10/07 |
| 6 | DB | Ghent, Adrian | 5'8 | 185 | Troy | 1/8/1983 | R | AtALA 1/24/07 |
| 84 | WR | Green, Andre | 6'2 | 205 | Eastern Kentucky | 2/24/1983 | R | AtALA 1/24/07 |
| 33 | FB/LB | Harrison, Tommy | 6'0 | 250 | Tennessee Tech | 7/11/1982 | R | AtALA 1/24/07 |
| 10 | K | Hayes, Nick | 6'0 | 200 | UAB | 9/18/1982 | 1 | AtBIR 10/17/06 |
| 18 | DB | Hill, Thadio | 5'11 | 185 | UAB | 5/2/1980 | R | AtALA 1/24/07 |
| 31 | DS | Hughey, Byron | 5'10 | 180 | Benedictine | 9/12/1981 | 2 | AtALA 1/24/07 |
| 63 | OL | Inge, Kevin | 6'4 | 300 | Liberty | 8/12/1982 | R | AtALA 1/24/07 |
| 55 | LB | Jackson, Tyus | 6'3 | 250 | Memphis | 11/22/1982 | 1 | AtALA 1/24/07 |
| 12 | OS | Johnson, Kenny | 5'10 | 180 | Southern Mississippi | 11/15/1982 | 1 | AtBIR 10/23/06 |
| 1 | QB | Kent, Robert | 6'4 | 221 | Jackson St | 10/6/1980 | 1 | AtALA 1/24/07 |
| 11 | QB | Mullins, Maurice | 6'2 | 225 | Jacksonville St | 12/23/1983 | R | AtALA 1/24/07 |
| 40 | FB/LB | Myles, Rajohn | 6'2 | 250 | UAB | 11/24/1978 | 1 | AtALA 1/24/07 |
| 22 | WR/DB | Olinger, Jon | 6'5 | 224 | Cincinnati | 8/24/1980 | R | AtALA 1/24/07 |
| 25 | DB | Oliver, Eric | 6'1 | 215 | Mississippi | 12/25/1982 | R | AtALA 1/25/07 |
| 80 | WR/LB | Philyaw, Mareno | 6'2 | 210 | Troy State | 12/19/1977 | 1 | AtALA 1/24/07 |
| 72 | OL | Powe, Myron | 6'4 | 305 | Southern Miss. | 11/17/1981 | 1 | AtALA 1/24/07 |
| 75 | DL | Reese, Rico | 6'2 | 245 | Western Carolina | 4/5/1983 | 1 | AtALA 1/24/07 |
| 7 | WR/DB | Robinson, Timothy | 6'2 | 215 | Alabama A&M | 1/13/1983 | 1 | AtALA 1/24/07 |
| 73 | OL/DL | Scott, Eric | 6'1 | 285 | Southern Mississippi | 3/18/1983 | R | AtALA 3/10/07 |
| 29 | DB | Smith, Willie | 6'0 | 207 | Marshall | 11/2/1982 | R | AtBIR 10/17/06 |
| 7 | QB | Tanney, Mitch | 6'3 | 215 | Monmouth | 5/11/1983 | R | AtALA 1/24/07 |
| 78 | OL/DL | Thomas, Eric | 6'0 | 305 | Troy | 12/10/1982 | 1 | AtALA 1/24/07 |
| 91 | DL | Waller, Doug | 6'3 | 310 | North Alabama | 6/24/1980 | R | AtALA 1/24/07 |



2007 Numerical Roster

| | | | | | | | | |
|----|-------|--------------------|------|-----|----------------------|------------|---|----------------|
| 1 | QB | Kent, Robert | 6'4 | 221 | Jackson St | 10/6/1980 | 1 | AtALA 1/24/07 |
| 1 | WR | Cooper, Markeith | 5'7 | 175 | Auburn | 1/15/1977 | R | AtALA 2/15/07 |
| 2 | DS | Carlton, Darrell | 6'0 | 205 | Tennessee | 12/15/1980 | R | AtALA 1/24/07 |
| 5 | WR/DB | Cook, Jhun | 5'11 | 192 | UAB | 5/25/1984 | R | AtALA 3/10/07 |
| 6 | DB | Ghent, Adrian | 5'8 | 185 | Troy | 1/8/1983 | R | AtALA 1/24/07 |
| 7 | WR/DB | Robinson, Timothy | 6'2 | 215 | Alabama A&M | 1/13/1983 | 1 | AtALA 1/24/07 |
| 7 | QB | Tanney, Mitch | 6'3 | 215 | Monmouth | 5/11/1983 | R | AtALA 1/24/07 |
| 8 | WR/LB | Cleveland, Chico | 6'2 | 245 | UAB | 10/29/1982 | R | AtALA 1/24/07 |
| 10 | K | Hayes, Nick | 6'0 | 200 | UAB | 9/18/1982 | 1 | AtBIR 10/17/06 |
| 11 | QB | Mullins, Maurice | 6'2 | 225 | Jacksonville St | 12/23/1983 | R | AtALA 1/24/07 |
| 12 | OS | Johnson, Kenny | 5'10 | 180 | Southern Mississippi | 11/15/1982 | 1 | AtBIR 10/23/06 |
| 18 | DB | Hill, Thadio | 5'11 | 185 | UAB | 5/2/1980 | R | AtALA 1/24/07 |
| 19 | DB | Dillon, Ronald | 5'11 | 205 | Alabama State | 12/16/1982 | R | AtALA1/24/07 |
| 22 | WR/DB | Olinger, Jon | 6'5 | 224 | Cincinnati | 8/24/1980 | R | AtALA 1/24/07 |
| 25 | DB | Oliver, Eric | 6'1 | 215 | Mississippi | 12/25/1982 | R | AtALA 1/25/07 |
| 29 | DB | Smith, Willie | 6'0 | 207 | Marshall | 11/2/1982 | R | AtBIR 10/17/06 |
| 31 | DS | Hughey, Byron | 5'10 | 180 | Benedictine | 9/12/1981 | 2 | AtALA 1/24/07 |
| 31 | DL | Browning, Clifford | 6'1 | 250 | Clark Atlanta | 2/12/1981 | 1 | AtALA1/24/07 |
| 33 | FB/LB | Harrison, Tommy | 6'0 | 250 | Tennessee Tech | 7/11/1982 | R | AtALA 1/24/07 |
| 40 | FB/LB | Myles, Rajohn | 6'2 | 250 | UAB | 11/24/1978 | 1 | AtALA 1/24/07 |
| 55 | LB | Jackson, Tyus | 6'3 | 250 | Memphis | 11/22/1982 | 1 | AtALA 1/24/07 |
| 63 | OL | Inge, Kevin | 6'4 | 300 | Liberty | 8/12/1982 | R | AtALA 1/24/07 |
| 72 | OL | Powe, Myron | 6'4 | 305 | Southern Miss. | 11/17/1981 | 1 | AtALA 1/24/07 |
| 73 | OL/DL | Scott, Eric | 6'1 | 285 | Southern Mississippi | 3/18/1983 | R | AtALA 3/10/07 |
| 75 | DL | Reese, Rico | 6'2 | 245 | Western Carolina | 4/5/1983 | 1 | AtALA 1/24/07 |
| 78 | OL/DL | Thomas, Eric | 6'0 | 305 | Troy | 12/10/1982 | 1 | AtALA 1/24/07 |
| 80 | WR/LB | Philyaw, Mareno | 6'2 | 210 | Troy State | 12/19/1977 | 1 | AtALA 1/24/07 |
| 84 | WR | Green, Andre | 6'2 | 205 | Eastern Kentucky | 2/24/1983 | R | AtALA 1/24/07 |
| 85 | WR/DB | Gales, Gerald | 5'9 | 175 | West Alabama | 2/22/1984 | R | AtALA 3/10/07 |
| 88 | OL/DL | Daniel, David | 6'1 | 285 | Alabama | 2/3/1980 | 5 | AtALA1/24/07 |
| 91 | DL | Waller, Doug | 6'3 | 310 | North Alabama | 6/24/1980 | R | AtALA 1/24/07 |
| 93 | OL/DL | Deboise, Deon | 6'1 | 310 | Jackson St | 1/28/1982 | 1 | AtALA1/24/07 |
| 98 | OL/DL | Damron, Darin | 6'4 | 295 | North Alabama | 7/5/1979 | 5 | AtALA 1/25/07 |
| 99 | DL | Elston, Tyrell | 6'3 | 280 | Sewanee | 11/9/1983 | R | AtALA 2/22/07 |



Clifford Browning

DL 6-1/250 Clark Atlanta

Pro Experience: Georgia Force (2005); school record for most sacks in a season and was named the team’s defensive MVP in his final year.
Macon Knights (2006)

Notes - Browning played five games for the Knights in 2006, finishing with four tackles and a fumble recovery. He was part of the All-SIAC team his senior year at Clark Atlanta. Browning also broke the

Nickname: “Gator”

Hobbies: Doing activities with my son, coaching and doing family things.



Darrell Carlton


DS 6-0/205 Tennessee

Pro Experience: Rookie Camp before coming to Alabama.

Notes - Carlton played in eight games his senior season, finishing with 20 tackles, an interception and a fumble recovery. He spent time in the Cleveland Brown's Mini

Nickname: “D.C.”

Hobbies: Church, Family and Friends.



Chico Cleveland

WR/LB 6-2/245 UAB

Pro Experience: Rookie downs. He was named UAB “Outstanding Tight End” in 2005.

Notes - Cleveland played 11 games for the Blazers in 2005, and finished with 25 catches for 312 yards and four touch-

Hobbies: Working out, watching movies, writing movie scripts and reading.





Jhun Cook

WR/DB 5-11/192 UAB

Pro Experience: Washington Redskins Practice Squad (2006) the Conference-USA All-Freshman Team.
Nickname: "Scrap"

Notes - Cook was named special team captain as a senior at UAB in 2005. He was also named the Conference-USA special teams player of the week twice during his senior season and was also named to

Hobbies: Praying, church obligations, reading the Bible, working out, spending lots of time with the family and meditations.



Markeith Cooper

WR 5-7/175 Auburn

Pro Experience: Georgia Force (2002-04); New York Dragons (2005) with the Force, Cooper netted 1,928 yards receiving and 37 touchdowns, including a 24-touchdown performance in 2004.

Notes - Cooper comes to the Steeldogs with plenty of arena football experience, having spent three years with the AFL's Georgia Force from 2002-04 and the New York Dragons in 2005. During his stint As an Auburn Tiger, Cooper led the team in overall kick return yardage in 1998-99. During his freshman year with the Tigers, he rushed for 336 yards on 64 carries and reached the end zone three times.



David Daniel

OL/DL 6-1/285 Alabama

Pro Experience: Alabama Steeldogs (2002-06) games in 2006 and finished with 17 tackles, four sacks and a fumble recovery. Daniel is a local, having played his high school football at Northport H.S.

Notes - Daniel is the longest-tenured Steeldog on this year's roster with four years of experience. He played in 12

Nickname: Dee-Dee





Deon DeBoise

OL/DL 6-1/310 Jackson State

Pro Experience: Alabama Steeldogs (2006) ble recovery. He was All-SWAC his senior year.

Notes - DeBoise played in 11 games for the Steeldogs last season, finishing with eight total tackles, three sacks and a fumble recovery.

Nickname: "Debo"

Hobbies: PS2 and bowling.



Ronald Dillon

DB 5-11/205 Alabama State

Pro Experience: Rookie

SWAC Defensive Player of the Year and was also a 2004 First Team All-SWAC member.

Notes - Dillon played in all 12 games for ASU his senior year, finishing with 71 total tackles, 1.5 sacks and two fumble recoveries. He was named the 2004

Nickname: "Rock"

Hobbies: Playing video games.



Tyrell Elston

DL 6-3/280 Sewanee


Pro Experience: Rookie

career on the Mountain with 161 tackles. Elston was name All-Conference in 2003 and '04 and was the conference defensive player of the year in 2005.

Notes - Elston started all 10 games for Sewanee in 2005 and accounted for 40 tackles (32 solo), including 12 tackles for loss of 40 yards. His 54 career tackles for loss and six career forced fumbles are the most by any Southern Collegiate Athletic Conference player. The senior ended his

Nickname: "Ty"

Hobbies: Playing basketball, working out and playing video games.





Gerald Gales

WR/DB 5-9/175 West Alabama

Pro Experience: Rookie

Hansen. Gales was also a runner-up for the Harlon-Hill Award.

Notes - Graduated in 2003 and was named 2nd Team All-American All-Purpose Player by Daktronics and Honorable Mention All-American by Don

Nickname: "G.G."

Hobbies: Shooting pool and bowling.



Adrian Ghent

DB 5-8/185 Troy

Pro Experience: Rookie

fumble.

Notes - Ghent finished his senior season with the Trojans starting 11 games and netting a total of 36 tackles, one interception, five pass breakups and a recovered

Nickname: "Spubbie"

Hobbies: Traveling, reading and hunting.



Andre Green

WR 6-2/205 Eastern Kentucky


Pro Experience: Rookie

downs.

Notes - Green began his college career at Middle Tennessee State University before transferring to ECU for his final two seasons. He finished his final year with 30 catches for 383 yards and two touch-

Nickname: "Dre" or "Peter Parker"

Hobbies: Playing Madden, running and cooking.





Tommy Harrison

FB/LB 6-0/250 Tennessee Tech

Pro Experience: Rookie

Notes - A product out of Anniston, Harrison was a team captain on the 2004 Tech squad his senior year. He finished

with 101 tackles 6.5 tackles for loss, 1.5 sacks, one forced fumble and an interception. He was also awarded All-Ohio Valley Conference honors.



Nick Hayes


K 6-0/200 UAB

Pro Experience: Memphis Xplorers (2005)

Notes - Hayes finished the 2005 season for the Xplorers converting 25 of 30 extra points and six touchbacks on kickoffs. He

was a finalist for the Lou Groza Collegiate Place Kicking Award during his senior year at UAB. Hayes was named All-Conference USA in 2002 and '03.

Hobbies: Golf and music.




Thadio Hill

DB 5-11/185 UAB

Pro Experience: Rookie

Notes - Hill missed his senior season at UAB due to injury, but showed great

potential as a junior for the Blazers in 2003. He finished with one interception, 14 tackles and a fumble recovery in 12 games for UAB.





Byron Hughey

DS 5-10/180 Benedictine

Pro Experience: Arkansas Twisters (2005-06)

Notes - An NAIA All-American at Benedictine College, Hughey played 30 games for the Twisters over two seasons. During his stint with Arkansas, Hughey had a total of 116.5 tackles, eight interceptions, 16 pass breakups and two fum-

ble recoveries. Hughey was named team MVP during his senior season at Benedictine.

Nickname: "Hugh" or "B. Mitch"

Hobbies: Flag football, swimming and shooting pool.



Kevin Inge

OL 6-4/300 Liberty

Pro Experience: Rookie

Notes - Inge finished the 2005 season playing in nine games and netting one tackle. Playing the majority of his time on

the offensive line, he was named to the All-Big South Conference Team his senior season.

Hobbies: Working on cars and fishing.



Tyus Jackson

LB 6-3/250 Memphis

Pro Experience: Memphis Xplorers (2006)

Notes - Jackson played in four games for the Xplorers last season, finishing with

six tackles. He played his high school football at Woodlawn High School.

Nickname: "Action"



Kenny Johnson

OS 5-10/180 Southern Mississippi

Pro Experience: Bossier-Shreveport Battlewings (2005)

Notes - Johnson played in six games for the Battlewings in 2005, and finished the season with 18 receptions for 225 yards and five touchdowns. He was named a

freshman All-American at Southern Mississippi and garnered player of the week awards multiple times during his college career.

Nickname: "Nardy"



Robert Kent

QB 6-4/221 Jackson State

Pro Experience: Tennessee Titans (2004); Montreal Allouettes, CFL (2005); Alabama Steeldogs (2006)

Notes - Kent played in 15 games for the Steeldogs last season and started in five at quarterback. He finished with a 101.75 passing rating and a completion percentage of 58.7. He threw for a total of 1,361

yards and 24 touchdowns and rushed for another 159 yards and two scores. Kent also had 17 catches for 190 yards and a score as a receiver.

Nickname: "1"

Hobbies: Basketball, cards, tennis, golf and PS3.



Maurice Mullins

QB 6-2/225 Jacksonville State

Pro Experience: Rookie

Notes - Mullins participated in the Steeldogs' 2006 Training Camp. A three-year starter for the Gamecocks, Mullins finished his senior year with a 116.5 passer rating and completed 53 percent of his passes. He netted 1,372 yards through the air and seven passing touchdowns and

added 449 yards rushing and five scores. He led the Gamecocks to two-straight Ohio Valley Conference titles.

Nickname: "Reece"

Hobbies: Sports, singing and writing poetry and songs.





Rajohn Myles

FB/LB 6-2/250 UAB


Pro Experience: Alabama Steeldogs (2004)

All-Conference-USA as a senior with the Blazers.

Notes - During his 2004 stint with the Steeldogs, Myles played in 15 games and finished with a total of 19 tackles, 1.5 sacks and a fumble recovery for a touch-down. Myles was named Second Team

Nickname: "Ray"

Hobbies: Football, weightlifting, video games and shopping.



Jon Olinger

WR/DB 6-5/224 Cincinnati


Pro Experience: Atlanta Falcons (2003); Carolina Panthers (2004); Rhein Fire, Europe (2005)

touchdowns. He garnered a number of Conference USA honors during his tenure at Cincinnati.

Notes - Olinger is one of the most prolific wide receivers in Bearcats school history. He set the record for most receiving yards his senior season with 1,114 on 54 catches. He also had seven receiving

Nickname: "Jonny O."

Hobbies: Basketball



Eric Oliver

DB 6-1/215 Mississippi

Pro Experience: Rookie

awarded the school's Chucky Mullins Courage Award in 2004.

Notes - Oliver led the Ole Miss Rebels in tackles in 2002 and 2003. He was named a permanent captain for the team in 2004 and finished his career as a three-year starter. A native of Jasper, Oliver was also

Nickname: "E.O."

Hobbies: Playing football and watching football and basketball.



David Philyaw

WR/DB 5-10/190 Troy

Pro Experience: Rookie

Notes - Philyaw was a standout defensive player at Troy University. He graduated in

2002 and finished his senior season with the Trojans with 68 tackles and two interceptions. He played in all 12 games for the team that year.



Mareno Philyaw

WR/LB 6-2/210 Troy

Pro Experience: Atlanta Falcons (2000); Barcelona Dragons, Europe (2001); Carolina Panthers (2002); Alabama Steeldogs (2006)

Notes - Philyaw played in 10 games for the Steeldogs last season, finishing with

19 catches for 263 yards and five touchdowns. He also had 15 tackles and one fumble recovery on defense.

Hobbies: Spending time with my wife, movies, church, spending time with the family, softball and flag football.




Myron Powe

OL 6-4/305 Southern Mississippi

Pro Experience: Alabama Steeldogs (2006)

Notes - Injuries kept Powe from competing in the majority of the Steeldogs' 2006

season. The standout offensive lineman from Southern Mississippi was named Conference-USA All-Freshman in his first year at the school and finished as a three-year letterman.



Rico Reese

DL 6-2/245 Western Carolina

Pro Experience: Macon Knights (2006)

Notes - Reese played in five games for the Knights last season, finishing with 9.5 solo tackles and one sack. During his senior year at West Carolina, Reese tallied 58

tackles, three sacks and one interception. He was named to the All-Southern Conference Team and was a team captain.

Hobbies: PS2, Madden and working out.



Timothy Robinson

WR/DB 6-2/215 Alabama A&M


Pro Experience: South Georgia Wildcats (2006)

Notes - Robinson played in 14 games for the Wildcats last season, finishing with 30 catches for 274 yards and two touch-

downs. He also had four interceptions, two INT returns for scores, 32 tackles and a fumble recovery.

Nickname: "T.I."

Hobbies: Basketball, art and swimming.



Eric Scott


OL/DL 6-1/285 Southern Mississippi

Pro Experience: Rookie

Nickname: "E"

Notes - Scott was named All-Conference-USA for his senior year at Southern Mississippi.

Hobbies: Weightlifting




Mitch Tanney

QB 6-3/215 Monmouth

Pro Experience: Rookie

Notes - Tanney was second in the nation in pass efficiency during his senior season. He completed 74.4 percent of his passes in 2006 and finished with a total of 2,469 yards, 33 passing touchdowns and

five rushing touchdowns. Tanney was named the Mountain West Conference Player of the Year and graduated his class Summa Cum Laude. He spent time working out for the Philadelphia Eagles this past NFL season.



Eric Thomas

OL/DL 6-0/305 Troy

Pro Experience: Indianapolis Colts Camp (2005); Alabama Steeldogs (2006)

Notes - Thomas played in six games for the Steeldogs last season, finishing with five tackles and a fumble recovery.

Nickname: "E.T."

Hobbies: Basketball, waterskiing, PS2 and ATV riding.




Doug Waller

DL 6-3/310 North Alabama

Pro Experience: Rookie

Notes - Doug Waller finished his college career at the University of North Alabama in 2005.

Hobbies: Fishing and spending time with family.





2007 Preview





Tennessee Valley Vipers

GAME 1 (Away)
Friday, March 30 - 7:30 p.m.

GAME 12 (Home)
Saturday, June 30 - 7:00 p.m.

Head Coach: Milt Theodostas
Arena (capacity): Von Braun Center (6,642)
Phone: (256) 518-6160
Fax: (256) 518-6164
Web site: www.vipers.tv
2006 Record: 3-13



South Georgia Wildcats

GAME 2 (Home)
Thursday, April 13 - 7:00 p.m.

GAME 15 (Away)
Saturday, July 21 - 6:30 p.m.

Head Coach: Derek Stingley
Arena (capacity): Albany Civic Center (8,034)
Phone: (229) 435-0205
Fax: (229) 435-0272
Web site: www.southgawildcats.com
2006 Record: 3-13



Louisville Fire

GAME 3 (Home)
Saturday, April 21 - 7:00 p.m.

GAME 7 (Away)
Saturday, May 19 - 6:00 p.m.

Head Coach: Tommy Johnson
Arena (capacity): Freedom Hall (15,646)
Phone: (502) 368-0009
Fax: (502) 368-4006
Web site: www.louisvillefirefootball.com
2006 Record: 9-7



Tulsa Talons

GAME 4 (Away)
Saturday, April 28 - 7:00 p.m.

Head Coach: Mitch Allner
Arena (capacity): Tulsa Convention Center (7,111)
Phone: (918) 294-1000
Fax: (918) 307-2914
Web site: www.tulsatalons.com
2006 Record: 11-6



Texas Copperheads

GAME 5 (Home)
Friday, March 30 - 7:30 p.m.

Head Coach: Bryan Blake
Arena (capacity): Berry Center (7,190)
Phone: (281) 392-5592
Fax: NA
Web site: www.texascopperheads.com
2006 Record: First Year



Quad City Steamwheelers

GAME 6 (Home)
Saturday, May 12 - 7:30 p.m.

Head Coach: Sean Ponder
Arena (capacity): The MARK of the Quad Cities (9,437)
Phone: (563) 324-4888
Fax: (563) 324-4777
Web site: www.steamwheelers.com
2006 Record: 7-9



Cincinnati Jungle Kats

GAME 8 (Away)
Saturday, May 26 - 6:30 p.m.

GAME 16 (Home)
Saturday, July 28 - 7:00 p.m.

Head Coach: Tony Missick
Arena (capacity): US Bank Arena
Phone: (513) 381-8873
Fax: (513) 421-4111
Web site: www.junglekatsfootball.com
2006 Record: First Year



Florida Firecats

GAME 9 (Away)
Saturday, May 26 - 6:30 p.m.

GAME 14 (Home)
Saturday, July 14 - 7:00 p.m.

Head Coach: Kevin Bouis
Arena (capacity): Germain Arena (7,128)
Phone: (239) 390-2287
Fax: (239) 390-2286
Web site: www.floridafirecats.com
2006 Record: 14-4



Bossier-Shreveport Battlewings

GAME 10 (Home)
Friday, June 8 - 7:30 p.m.

Head Coach: Jon Norris
Arena (capacity): CenturyTel Center (12,500)
Phone: (318) 746-8755
Fax: (318) 422-5932
Web site: www.battlewings.com
2006 Record: 3-13



Wilkes-Barre/Scranton Pioneers

GAME 11 (Away)
Saturday, June 16 - 6:00 p.m.

Head Coach: x
Arena (capacity): Wachovia Arena (7,950)
Phone: (570) 970-4232
Fax: (570) 208-9933
Web site: www.wbspioneers.com
2006 Record: 9-8



Oklahoma City Yard Dawgz

GAME 13 (Away)
Saturday, July 7 - 7:05 p.m.

Head Coach: John Fitzgerald
Arena (capacity): Ford Center (17,884)
Phone: (405) 228-3294
Fax: (405) 231-5425
Web site: www.okzyarddawgz.com
2006 Record: 11-6



All-Time Series Standings

AMERICAN CONFERENCE

| Eastern Division | Record | PF | PA |
|-----------------------|--------|-----|-----|
| Albany | 0-1 | 47 | 56 |
| Mahoning Valley | 0-0 | 0 | 0 |
| Manchester | 1-0 | 52 | 49 |
| Wilkes-Barre/Scranton | 0-0 | 0 | 0 |
| Midwest Division | Record | PF | PA |
| Cincinnati | 0-0 | 0 | 0 |
| Fort Wayne | 0-0 | 0 | 0 |
| Green Bay | 2-1 | 152 | 149 |
| Louisville | 4-4 | 408 | 346 |
| Quad City | 0-3 | 80 | 205 |
| Western Division | Record | PF | PA |
| Boise | 0-0 | 0 | 0 |
| Bakersfield | 0-0 | 0 | 0 |
| Central Valley | 0-0 | 0 | 0 |
| Everett | 1-1 | 72 | 76 |
| Spokane | 0-0 | 0 | 0 |
| Stockton | 0-0 | 0 | 0 |
| Tri-Cities | 0-0 | 0 | 0 |

*TEAMS NO LONGER IN af2

| Defunct Teams | Record | PF | PA |
|---------------|--------|-----|-----|
| Baton Rouge | 1-1 | 105 | 116 |
| Carolina | 0-1 | 24 | 53 |
| Charleston | 0-1 | 37 | 38 |
| Cincinnati | 1-0 | 63 | 33 |
| Columbus | 5-2 | 400 | 243 |
| Greensboro | 1-0 | 18 | 7 |
| Jacksonville | 0-1 | 38 | 53 |
| Lafayette | 2-0 | 135 | 80 |
| Lincoln | 1-0 | 50 | 49 |
| Macon | 5-5 | 525 | 478 |
| Memphis | 4-3 | 313 | 322 |
| Mobile | 2-0 | 100 | 50 |
| Pensacola | 3-2 | 251 | 240 |
| Peoria | 2-2 | 178 | 195 |
| Richmond | 1-1 | 97 | 90 |
| Roanoke | 2-0 | 97 | 77 |
| San Diego | 0-2 | 101 | 135 |
| Tallahassee | 1-0 | 86 | 74 |
| Tenn. Valley | 2-9 | 480 | 583 |

NATIONAL CONFERENCE

| Southern Division | Record | PF | PA |
|--------------------|--------|-----|-----|
| Florida | 3-6 | 343 | 428 |
| South Georgia | 3-2 | 207 | 212 |
| Tenn. Valley | 2-11 | 537 | 659 |
| Central Division | Record | PF | PA |
| Amarillo | 0-0 | 0 | 0 |
| Arkansas | 4-5 | 447 | 457 |
| Lubbock | 0-0 | 0 | 0 |
| Oklahoma City | 0-0 | 0 | 0 |
| Tulsa | 2-2 | 201 | 191 |
| Southwest Division | Record | PF | PA |
| Bossier-Shreveport | 3-1 | 208 | 188 |
| Corpus Christi | 0-0 | 0 | 0 |
| Laredo | 0-0 | 0 | 0 |
| Rio Grande | 2-1 | 186 | 148 |
| Texas | 0-0 | 0 | 0 |

STEELDOGS ALL-TIME RECORD

| All-Time | Record | PF | PA |
|------------|--------|------|------|
| Birmingham | 58-59 | 4833 | 4782 |



2006 Review





Box Scores

Game 1 - Everett 36, Alabama 41 - April 8, 2006
 BJCC Arena - Birmingham, Ala. - Attendance: 6,210

EVR 13 10 7 6 **36**
ALA 0 13 13 15 **41**

Box Score

| | EVR | ALA |
|------------------------|------------|------------|
| First Downs | 19 | 17 |
| Rushes-Yds (Net) | 8-8 | 7-21 |
| Passing Yds (Net) | 251 | 242 |
| Passes Att-Comp-Int | 36-23-2 | 37-21-1 |
| Total Offense Plys-Yds | 46-259 | 44-263 |
| Fumble Returns-Yds | 0-0 | 0-0 |
| Kickoff Returns-Yds | 5-87 | 7-118 |
| Interception Rtns-Yds | 1-5 | 2-0 |
| Fumbles-Lost | 0-0 | 0-0 |
| Penalties-Yds | 11-73 | 10-60 |
| Possession Time | 28:45 | 31:15 |
| 3rd-Down Conversions | 4 of 9 | 4 of 8 |
| 4th-Down Conversions | 0 of 3 | 1 of 3 |
| Red-Zone Conv.-Att. | 4-6 | 0-0 |
| Sacks By: No.-Yds | 0-0 | 2-8 |

Individual Stats

Rushing:
 EVR - Reese 4-11; Wild 1-0; Walker 1-0; Scott 2-(-3).
 ALA - Browden 5-25; Hawk 1-1; Sanders 1-(-5).
Passing:
 EVR - Reese 23-36-2-259; Team 0-0-0-(-8).
 ALA - Hawk 21-37-1-242.
Receiving:
 EVR - Street 9-114; Humphries 5-37; Myers 4-69; Brockman 2-16; Wild 1-15; Snyder 1-7; Walker 1-1.

ALA - Wright 9-118; Story 5-52; Chavez 3-32; Sheffield 2-13; Browden 1-15; Morris 1-12.

Interceptions:
 EVR - Butler 1-5.

ALA - Mayes 1-0; Morris 1-0.

Fumbles:
 EVR - None.

ALA - None.

Game 2 - Rio Grande Valley 44, Alabama 43 - April 14, 2006
 BJCC Arena - Birmingham, Ala. - Attendance: 5,355

RGV 13 14 10 0 7_(OT) **44**
ALA 0 7 24 6 6_(OT) **43**

Box Score

| | RGV | ALA |
|------------------------|------------|------------|
| First Downs | 22 | 15 |
| Rushes-Yds (Net) | 7-14 | 9-59 |
| Passing Yds (Net) | 259 | 172 |
| Passes Att-Comp-Int | 52-26-2 | 34-14-1 |
| Total Offense Plys-Yds | 60-273 | 44-231 |
| Fumble Returns-Yds | 0-0 | 0-0 |
| Kickoff Returns-Yds | 4-33 | 4-37 |
| Interception Rtns-Yds | 1-13 | 2-12 |
| Fumbles-Lost | 1-1 | 1-1 |
| Penalties-Yds | 7-41 | 7-38 |
| Possession Time | 35:34 | 30:34 |
| 3rd-Down Conversions | 7 of 12 | 1 of 7 |
| 4th-Down Conversions | 1 of 2 | 1 of 2 |
| Red-Zone Conv.-Att. | 5-6 | 2-4 |
| Sacks By: No.-Yds | 1-5 | 1-4 |

Individual Stats

Rushing:
 RGV - Washington 1-6; Longl 1-3; Kellett 3-3; Thomas 1-1; Brody 1-1.
 ALA - Sanders 3-27; Browden 3-15; Morris 1-9; Kent 1-6; Hawk 1-2.
Passing:
 RGV - Kellett 26-52-2-263; Team 0-0-0-(-4).
 ALA - Hawk 14-34-1-177; Team 0-0-0-(-5).
Receiving:
 RGV - Counter 12-119; McAlpine 8-84; Long 4-39; Washington 1-19;

Thomas 1-2.

ALA - Wright 5-101; Kent 5-51; Chavez 2-7; Morris 1-15; Browden 1-3.

Interceptions:
 RGV - Long 1-13.

ALA - Keyes 2-12.

Fumbles:
 RGV - Kellett 1-1.

ALA - Keyes 1-1.



Game 3 - Alabama 40, Louisville 62 - April 21, 2006

Freedom Hall - Louisville, Ky. - Attendance: 5,127

| | | | | | |
|------------|----|----|----|----|-----------|
| ALA | 13 | 0 | 13 | 14 | 40 |
| LOU | 14 | 14 | 13 | 21 | 62 |

Box Score

| | ALA | LOU |
|------------------------|------------|------------|
| First Downs | 15 | 21 |
| Rushes-Yds (Net) | 7-17 | 10-22 |
| Passing Yds (Net) | 333 | 296 |
| Passes Att-Comp-Int | 37-19-0 | 28-24-0 |
| Total Offense Plys-Yds | 48-350 | 38-318 |
| Fumble Returns-Yds | 0-0 | 1-8 |
| Kickoff Returns-Yds | 7-91 | 4-80 |
| Interception Rtns-Yds | 0-0 | 0-0 |
| Fumbles-Lost | 2-1 | 2-1 |
| Penalties-Yds | 13-78 | 4-20 |
| Possession Time | 28:15 | 31:45 |
| 3rd-Down Conversions | 4 of 10 | 4 of 4 |
| 4th-Down Conversions | 3 of 5 | 0 of 0 |
| Red-Zone Conv.-Att. | 1-2 | 4-5 |
| Sacks By: No.-Yds | 0-0 | 4-22 |

Individual Stats

Rushing:
 ALA - Sanders 3-9; Browden 2-6;
 Hawk 1-4; Sills 1-(-2).
 LOU - Power 3-11; Green 1-5; Payton
 1-3; Fryzel 1-2; Dietz 2-1;
 Thornburg 1-1; Steele 1-(-1).
Passing:
 ALA - Hawk 19-37-0-355;
 TEAM 0-0-0-(-22).
 LOU - Dietz 23-27-0-281;
 Steele 1-1-0-15.
Receiving:
 ALA - Wright 6-161; Story 5-117;

Morris 3-33; Kent 3-29; Sills 1-9;
 Sanders 1-6.
 LOU - Mager 15-208; Fryzel 6-74;
 Green 2-7; Payton 1-7.
Interceptions:
 ALA - None.
 LOU - None.
Fumbles:
 ALA - Wright 1-0; Hawk 1-1.
 LOU - Payton 1-1; Dietz 1-0.

Game 4 - Alabama 40, South Georgia 34 - April 29, 2006

Civic Center - Albany, Ga. - Attendance: 4,991

| | | | | | |
|------------|---|----|---|----|-----------|
| ALA | 0 | 21 | 7 | 12 | 40 |
| SGA | 3 | 13 | 7 | 11 | 34 |

Box Score

| | ALA | SGA |
|------------------------|------------|------------|
| First Downs | 21 | 12 |
| Rushes-Yds (Net) | 16-49 | 14-84 |
| Passing Yds (Net) | 309 | 118 |
| Passes Att-Comp-Int | 34-20-2 | 22-11-2 |
| Total Offense Plys-Yds | 50-358 | 40-202 |
| Fumble Returns-Yds | 0-0 | 1-35 |
| Kickoff Returns-Yds | 1-17 | 5-85 |
| Interception Rtns-Yds | 2-0 | 2-29 |
| Fumbles-Lost | 3-2 | 1-1 |
| Penalties-Yds | 3-17 | 6-45 |
| Possession Time | 31:42 | 28:18 |
| 3rd-Down Conversions | 3 of 8 | 2 of 8 |
| 4th-Down Conversions | 1 of 3 | 1 of 1 |
| Red-Zone Conv.-Att. | 3-4 | 3-3 |
| Sacks By: No.-Yds | 4-21 | 0-0 |

Individual Stats

Rushing:
 ALA - Sanders 9-28; Browden 4-9;
 Fite 1-7; Kent 1-4; Sheffield 1-1.
 SGA - Harris 4-35; Pinkins 3-29;
 McKinney 3-9; Leroy 3-9; Null 1-2.
Passing:
 ALA - Hawk 15-27-1-218;
 Kent 5-7-1-91.
 SGA - Pinkins 11-22-2-139;
 Team 0-0-0-(-21).
Receiving:
 ALA - Story 6-74; Philyaw 4-112;
 Wright 4-66; Sills 3-33; Sheffield 2-15;

Kent 1-9.
 SGA - McKinney 7-92; Leroy 1-17;
 Jackson 1-13; Burkes 1-9; Towns 1-8.
Interceptions:
 ALA - Sheffield 2-0.
 SGA - Robinson 1-29; McCoy 1-0.
Fumbles:
 ALA - Story 2-2; Wright 1-0.
 SGA - Pinkins 1-1.



Game 5 - Louisville 60, Alabama 63 - May 5, 2006

BJCC Arena - Birmingham, Ala. - Attendance: 6,156

| | | | | | |
|------------|----|----|----|----|-----------|
| LOU | 14 | 13 | 7 | 26 | 60 |
| ALA | 0 | 18 | 28 | 17 | 63 |

Box Score

| | LOU | BIR |
|------------------------|------------|------------|
| First Downs | 17 | 21 |
| Rushes-Yds (Net) | 8-8 | 14-21 |
| Passing Yds (Net) | 244 | 311 |
| Passes Att-Comp-Int | 28-21-2 | 39-23-1 |
| Total Offense Plys-Yds | 36-252 | 53-332 |
| Fumble Returns-Yds | 0-0 | 2-6 |
| Kickoff Returns-Yds | 11-259 | 6-50 |
| Interception Rtns-Yds | 1--6 | 2-26 |
| Fumbles-Lost | 2-2 | 1-0 |
| Penalties-Yds | 8-40 | 8-60 |
| Possession Time | 26:34 | 33:26 |
| 3rd-Down Conversions | 1 of 2 | 4 of 9 |
| 4th-Down Conversions | 1 of 1 | 1 of 2 |
| Red-Zone Conv.-Att. | 5-7 | 4-6 |
| Sacks By: No.-Yds | 0-0 | 0-0 |

Individual Stats

Rushing:
 LOU - Thornburg 1-3; Taylor 4-3; Dietz 3-2.
 ALA - Browden 7-12; Hawk 3-5; Sanders 4-4.

Passing:
 LOU - Dietz 21-28-2-244.
 ALA - Hawk 23-39-1-311.

Receiving:
 LOU - Mager 11-121; Taylor 5-74; Fryzel 4-30; Thornburg 1-19.
 ALA - Wright 9-159; Story 8-88;

Morris 3-34; Sheffield 2-22; Philyaw 1-8.

Interceptions:
LOU - Fryzel 1-6.

ALA - Sheffield 1-(-1); Gholar 1-27.

Fumbles:
Lou - Mager 1-1; Dietz 1-1.

ALA - Browden 1-0.

Game 6 - Alabama 44, Florida 62 - May 13, 2006

Germain Arena - Estero, Fla. - Attendance: 5,492

| | | | | | |
|------------|----|----|---|----|-----------|
| ALA | 21 | 14 | 6 | 3 | 44 |
| FLA | 14 | 28 | 6 | 14 | 62 |

Box Score

| | ALA | FLA |
|------------------------|------------|------------|
| First Downs | 21 | 17 |
| Rushes-Yds (Net) | 5-10 | 7-19 |
| Passing Yds (Net) | 280 | 254 |
| Passes Att-Comp-Int | 46-27-0 | 29-18-1 |
| Total Offense Plys-Yds | 51-290 | 36-273 |
| Fumble Returns-Yds | 0-0 | 0-0 |
| Kickoff Returns-Yds | 4-66 | 5-129 |
| Interception Rtns-Yds | 1-0 | 0-0 |
| Fumbles-Lost | 2-2 | 0-0 |
| Penalties-Yds | 11-76 | 14-137 |
| Possession Time | 29:14 | 30:46 |
| 3rd-Down Conversions | 6 of 9 | 4 of 5 |
| 4th-Down Conversions | 0 of 1 | 0 of 0 |
| Red-Zone Conv.-Att. | 2-2 | 2-2 |
| Sacks By: No.-Yds | 0-0 | 0-0 |

Individual Stats

Rushing:
 ALA - Sanders 1-9; Browden 1-3; Hawk 3-(-2).
 FLA - Crossley 4-15; Tellis 1-3; Dyer 2-1.

Passing:
 ALA - Hawk 27-46-0-280.
 FLA - Wallace 18-29-1-254.

Receiving:
 ALA - Wright 10-93; Philyaw 8-77; Story 6-75; Kent 3-35.
 FLA - Benton 11-133; Tellis 3-77;

Sands 3-27; Fisher 1-17.

Interceptions:
ALA - Keyes 1-0.

FLA - None.

Fumbles:
ALA - Philyaw 1-1; Hawk 1-1.

FLA - None.



Game 7 - Alabama 17, Tennessee Valley 21 - May 20, 2006

Von Braun Center - Huntsville, Ala. - Attendance: 4,063

| | | | | | |
|------------|---|----|---|----|-----------|
| ALA | 7 | 10 | 0 | 0 | 17 |
| TEN | 7 | 0 | 0 | 14 | 21 |

Box Score

| | ALA | TEN |
|------------------------|------------|------------|
| First Downs | 16 | 7 |
| Rushes-Yds (Net) | 12-41 | 9-3 |
| Passing Yds (Net) | 188 | 97 |
| Passes Att-Comp-Int | 44-20-0 | 22-12-2 |
| Total Offense Plys-Yds | 57-229 | 33-100 |
| Fumble Returns-Yds | 0-0 | 1-7 |
| Kickoff Returns-Yds | 2-20 | 4-109 |
| Interception Rtns-Yds | 2-0 | 0-0 |
| Fumbles-Lost | 2-2 | 3-3 |
| Penalties-Yds | 3-16 | 5-30 |
| Possession Time | 37:37 | 22:23 |
| 3rd-Down Conversions | 4 of 12 | 1 of 6 |
| 4th-Down Conversions | 0 of 4 | 1 of 2 |
| Red-Zone Conv.-Att. | 2-4 | 0-1 |
| Sacks By: No.-Yds | 2-12 | 1-9 |

Individual Stats

Rushing:

ALA - Browden 6-30; Fite 3-7;
Hawk 2-4; Kent 1-0.

TEN - Gunn 3-6; Blakely 3-2;
Jefferson 1-(-1); Schneider 2-(-4).

Passing:

ALA - Hawk 20-44-0-197;
Team 0-0-0-(-9).

TEN - Schneider 7-16-2-59;
Gunn 5-6-0-50; Team 0-0-0-(-12).

Receiving:

ALA - Wright 8-84; Kent 4-60;
Philyaw 3-23; Story 2-1; Harris 1-17;

Fite 1-6; Browden 1-6.

TEN - Skipper 3-33; Jefferson 3-31;
Monteilh 3-25; Anderson 3-20.

Interceptions:

ALA - Keyes 2-0.

TEN - None.

Fumbles:

ALA - Team 1-1.

TEN - Schneider 2-2; Jefferson 1-1.

Game 8 - Macon 30, Alabama 71 - May 27, 2006

BJCC Arena - Birmingham, Ala. - Attendance: 4,028

| | | | | | |
|------------|----|----|----|----|-----------|
| MAC | 0 | 6 | 12 | 12 | 30 |
| ALA | 14 | 23 | 0 | 34 | 71 |

Box Score

| | MAC | BIR |
|------------------------|------------|------------|
| First Downs | 18 | 16 |
| Rushes-Yds (Net) | 10-21 | 7-15 |
| Passing Yds (Net) | 284 | 246 |
| Passes Att-Comp-Int | 38-25-0 | 31-18-2 |
| Total Offense Plys-Yds | 54-305 | 40-261 |
| Fumble Returns-Yds | 0-0 | 0-0 |
| Kickoff Returns-Yds | 5-78 | 3-20 |
| Interception Rtns-Yds | 2-3 | 0-0 |
| Fumbles-Lost | 3-3 | 0-0 |
| Penalties-Yds | 10-62 | 5-32 |
| Possession Time | 36:53 | 22:30 |
| 3rd-Down Conversions | 5 of 12 | 3 of 6 |
| 4th-Down Conversions | 2 of 4 | 0 of 1 |
| Red-Zone Conv.-Att. | 2-4 | 7-9 |
| Sacks By: No.-Yds | 2-8 | 6-29 |

Individual Stats

Rushing:

MAC - Lester 4-10; Lucas 4-9;
Lloyd 1-2; Elliott 1-0.

ALA - Kent 3-11; Sills 1-2; Browden 2-1;
Fakunle 1-1.

Passing:

MAC - Lester 18-27-0-247;
Elliott 7-11-0-66; Team 0-0-0-(-29).

ALA - Hawk 11-18-2-174;
Kent 7-13-0-80; Team 0-0-0-(-8).

Receiving:

MAC - Rafe 6-109; Garmani 6-55;
Hickenbotham 5-54; Jackosn 4-37;

Terry 2-17; Dickerson 1-36; Young 1-5.

ALA - Chavez 11-155; Story 3-46;
Sills 2-12; Philyaw 1-34; Harris 1-7.

Interceptions:

MAC - Jackson 1-3; Fenceroy 1-0.

ALA - None.

Fumbles:

MAC - Team 1-1; Elliott 1-1.

ALA - None.



Game 9 - Alabama 31, Everett 40 - June 3, 2006

Everett Events Center - Everett, Wash. - Attendance: NA

| | | | | | |
|------------|----|----|---|----|-----------|
| ALA | 12 | 3 | 2 | 14 | 31 |
| EVR | 9 | 14 | 7 | 10 | 40 |

Box Score

| | ALA | EVR |
|------------------------|------------|------------|
| First Downs | 15 | 10 |
| Rushes-Yds (Net) | 13-60 | 2-2 |
| Passing Yds (Net) | 111 | 160 |
| Passes Att-Comp-Int | 38-18-0 | 31-17-1 |
| Total Offense Plys-Yds | 54-171 | 33-162 |
| Fumble Returns-Yds | 0-0 | 0-0 |
| Kickoff Returns-Yds | 5-91 | 5-128 |
| Interception Rtns-Yds | 1-2 | 0-0 |
| Fumbles-Lost | 1-1 | 0-0 |
| Penalties-Yds | 9-90 | 10-67 |
| Possession Time | 35:27 | 24:33 |
| 3rd-Down Conversions | 2 of 9 | 1 of 4 |
| 4th-Down Conversions | 3 of 5 | 0 of 2 |
| Red-Zone Conv.-Att. | 1-1 | 4-4 |
| Sacks By: No.-Yds | 0-0 | 3-14 |

Individual Stats

Rushing:
 ALA - Kent 5-32; Browden 3-14; Sanders 2-7; Hawk 3-7.
 EVR - Baker 2-2.

Passing:
 ALA - Hawk 11-21-0-77; Kent 7-17-0-48; Team 0-0-0-(-14).
 EVR - Baker 17-31-1-160.

Receiving:
 ALA - Chavez 5-34; Story 4-27; Harris 3-28; Morris 3-21; Sills 2-14; Browden 1-1.

EVR - Brockman 10-90; Cockfield 4-39; Myers 3-31.

Interceptions:
ALA - Keyes 1-(-2).

EVR - None.

Fumbles:
ALA - Kent 1-1.

EVR - None.

Game 10 - South Georgia 35, Alabama 42 - June 10, 2006

BJCC Arena - Birmingham, Ala. - Attendance: 5,803

| | | | | | |
|------------|----|----|---|----|-----------|
| SGA | 10 | 7 | 7 | 11 | 35 |
| ALA | 7 | 20 | 7 | 8 | 42 |

Box Score

| | SGA | ALA |
|------------------------|------------|------------|
| First Downs | 18 | 16 |
| Rushes-Yds (Net) | 6-20 | 10-34 |
| Passing Yds (Net) | 210 | 190 |
| Passes Att-Comp-Int | 43-26-0 | 31-18-0 |
| Total Offense Plys-Yds | 51-230 | 42-224 |
| Fumble Returns-Yds | 0-0 | 0-0 |
| Kickoff Returns-Yds | 7-108 | 6-60 |
| Interception Rtns-Yds | 0-0 | 0-0 |
| Fumbles-Lost | 1-1 | 0-0 |
| Penalties-Yds | 9-42 | 8-47 |
| Possession Time | 29:25 | 30:35 |
| 3rd-Down Conversions | 5 of 11 | 1 of 6 |
| 4th-Down Conversions | 0 of 2 | 0 of 0 |
| Red-Zone Conv.-Att. | 2-3 | 2-3 |
| Sacks By: No.-Yds | 1-5 | 2-16 |

Individual Stats

Rushing:
 SGA - Harris 3-15; Reese 3-5.
 ALA - Sanders 5-23; Kent 4-11; Hawk 1-0.

Passing:
 SGA - Reese 24-38-0-210; Pinkins 2-5-0-16; Team 0-0-0-(-16).
 ALA - Kent 14-25-0-152; Hawk 4-6-0-43; Team 0-0-0-(-5).

Receiving:
 SGA - McKinney 13-110; Saunders 5-73; Perry 4-26; Hinton 3-12; George 1-5.

ALA - Sills 8-95; Harris 3-40; Sheffield 3-34; Chavez 2-11; Philyaw 1-8; Clark 1-7.

Interceptions:
SGA - None.

ALA - None.

Fumbles:
SGA - Saunders 1-1.

ALA - None.



Game 11 - Alabama 43, Memphis 42 - June 17, 2006

DeSoto Civic Center - Southaven, Miss. - Attendance: 2,717

| | | | | | |
|------------|----|----|----|----|-----------|
| ALA | 3 | 10 | 13 | 17 | 43 |
| MEM | 14 | 15 | 0 | 13 | 42 |

Box Score

| | ALA | MEM |
|------------------------|------------|------------|
| First Downs | 19 | 15 |
| Rushes-Yds (Net) | 12-31 | 4-18 |
| Passing Yds (Net) | 238 | 270 |
| Passes Att-Comp-Int | 41-26-0 | 28-18-3 |
| Total Offense Plys-Yds | 55-269 | 34-288 |
| Fumble Returns-Yds | 0-0 | 0-0 |
| Kickoff Returns-Yds | 7-78 | 8-91 |
| Interception Rtns-Yds | 3-32 | 0-0 |
| Fumbles-Lost | 1-0 | 0-0 |
| Penalties-Yds | 7-73 | 6-65 |
| Possession Time | 35:07 | 24:53 |
| 3rd-Down Conversions | 4 of 9 | 3 of 4 |
| 4th-Down Conversions | 1 of 1 | 0 of 0 |
| Red-Zone Conv.-Att. | 5-5 | 2-4 |
| Sacks By: No.-Yds | 2-8 | 2-8 |

Individual Stats

Rushing:

ALA - Sanders 3-12; Kent 5-11;
Fakunle 1-6; Hawk 3-2.

MEM - Jones 3-14; Golden 1-4.

Passing:

ALA - Hawk 25-37-0-231; Kent 0-2-0-0;
Chavez 0-1-0-0; Harris 1-1-0-15;
Team 0-0-0-(-8).

MEM - Jones 18-28-3-278;
Team 0-0-0-(-8).

Receiving:

ALA - Sheffield 14-148; Chavez 6-54;
Harris 4-35; Browden 1-8; Philyaw 1-1.

MEM - Higgins 8-134; Prentiss 6-88;
Quattlebaum 2-40; Golden 1-9;
Adams 1-7.

Interceptions:

ALA - Gholar 1-1; Chavez 1-30;
Keyes 1-1.

MEM - None.

Fumbles:

ALA - Hawk 1-0.

MEM - None.

Game 12 - Florida 60, Alabama 27 - June 24, 2006

BJCC Arena - Birmingham, Ala. - Attendance: 5,121

| | | | | | |
|------------|----|----|----|----|-----------|
| FLA | 14 | 20 | 13 | 13 | 60 |
| ALA | 7 | 0 | 7 | 13 | 27 |

Box Score

| | FLA | ALA |
|------------------------|------------|------------|
| First Downs | 16 | 13 |
| Rushes-Yds (Net) | 13-31 | 9-14 |
| Passing Yds (Net) | 256 | 176 |
| Passes Att-Comp-Int | 34-21-0 | 30-15-3 |
| Total Offense Plys-Yds | 47-287 | 42-190 |
| Fumble Returns-Yds | 0-0 | 0-0 |
| Kickoff Returns-Yds | 5-58 | 9-114 |
| Interception Rtns-Yds | 3-0 | 0-0 |
| Fumbles-Lost | 0-0 | 3-1 |
| Penalties-Yds | 10-53 | 6-38 |
| Possession Time | 33:04 | 26:56 |
| 3rd-Down Conversions | 7 of 9 | 2 of 6 |
| 4th-Down Conversions | 1 of 2 | 1 of 2 |
| Red-Zone Conv.-Att. | 5-6 | 2-2 |
| Sacks By: No.-Yds | 3-19 | 0-0 |

Individual Stats

Rushing:

FLA - Crossley 9-19; Dyer 2-6;
Tellis 1-6; Wallace 1-0.

ALA - Sanders 3-12; Kent 4-1;
Jackson 1-1; Hawk 1-0.

Passing:

FLA - Wallace 20-32-0-255;
Midgett 1-2-0-1.

ALA - Kent 9-19-2-119; Hawk 6-11-1-76;
Team 0-0-0-(-19).

Receiving:

FLA - Tellis 9-103; Benton 6-105;
Sands 6-48.

ALA - Story 5-84; Chavez 5-50;
Harris 2-24; Wright 2-19; Sheffield 1-18.

Interceptions:

FLA - Brown 2-0; Burnside 1-0.

ALA - None.

Fumbles:

FLA - None.

ALA - Kent 2-1; Hawk 1-0.



Game 13 - Alabama 84, Rio Grande Valley 46 - July 8, 2006

Dodge Arena - Hidalgo, Tex. - Attendance: 3,854

| | | | | | |
|------------|----|----|----|----|-----------|
| ALA | 14 | 27 | 20 | 23 | 84 |
| RGV | 13 | 14 | 0 | 19 | 46 |

Box Score

| | ALA | RGV |
|------------------------|------------|------------|
| First Downs | x | 15 |
| Rushes-Yds (Net) | 7-16 | 11-71 |
| Passing Yds (Net) | 224 | 165 |
| Passes Att-Comp-Int | 36-17-1 | 20-9-1 |
| Total Offense Plys-Yds | 44-240 | 33-236 |
| Fumble Returns-Yds | 0-0 | 0-0 |
| Kickoff Returns-Yds | 9-190 | 6-138 |
| Interception Rtns-Yds | 1--1 | 1-25 |
| Fumbles-Lost | 0-0 | 1-1 |
| Penalties-Yds | 10-72 | 11-70 |
| Possession Time | 30:40 | 29:20 |
| 3rd-Down Conversions | 3 of 8 | 2 of 4 |
| 4th-Down Conversions | 0 of 1 | 1 of 1 |
| Red-Zone Conv.-Att. | 6-7 | 4-4 |
| Sacks By: No.-Yds | 2-6 | 1-8 |

Individual Stats

Rushing:
 ALA - Kent 6-18; Jackson 2-12;
 Sanders 4-8; Fakunle 3-2.
 RGV - Counter 1-16; Kellett 1-11;
 Canty 2-11; Washington 1-4.

Passing:
 ALA - Kent 15-17-0-221;
 Hawk 2-5-0-14.
 RGV - Kellett 25-42-2-304;
 Team 0-0-0-(-4).

Receiving:
 ALA - Sheffield 4-71; Story 3-38;
 Chavez 2-47; Harris 2-27;

Buchanon 2-18; Fakunle 2-12;
 Browden 1-16; Kent 1-6.

RGV - Long 7-96; Counter 6-115;
 Canty 5-32; McAlpine 3-36;
 Joubert 3-22; Bradley 1-3.

Interceptions:

ALA - Sanders 1-25; Story 1-9.

RGV - None.

Fumbles:

ALA - Fakunle 1-0.

RGV - Canty 1-1.

Game 14 - Alabama 47, Macon 52 - July 15, 2006

Macon Coliseum - Macon, Ga. - Attendance: 2,744

| | | | | | |
|------------|----|----|----|----|-----------|
| ALA | 14 | 7 | 13 | 13 | 47 |
| MAC | 12 | 19 | 14 | 7 | 52 |

Box Score

| | ALA | MAC |
|------------------------|------------|------------|
| First Downs | 19 | 16 |
| Rushes-Yds (Net) | 15-75 | 7-32 |
| Passing Yds (Net) | 274 | 243 |
| Passes Att-Comp-Int | 45-26-0 | 30-19-1 |
| Total Offense Plys-Yds | 60-349 | 36-275 |
| Fumble Returns-Yds | 0-0 | 0-0 |
| Kickoff Returns-Yds | 6-101 | 3-70 |
| Interception Rtns-Yds | 1-27 | 0-0 |
| Fumbles-Lost | 2-1 | 0-0 |
| Penalties-Yds | 13-80 | 3-20 |
| Possession Time | 37:35 | 22:25 |
| 3rd-Down Conversions | 5 of 9 | 2 of 5 |
| 4th-Down Conversions | 0 of 4 | 0 of 2 |
| Red-Zone Conv.-Att. | 6-8 | 6-7 |
| Sacks By: No.-Yds | 0-0 | 2-4 |

Individual Stats

Rushing:
 ALA - Kent 10-50; Sanders 4-23;
 Harris 1-2.
 MAC - Lucas 1-14; Lloyd 4-9;
 McCollister 1-5; Elliott 1-4.

Passing:
 ALA - Kent 26-45-0-274.
 MAC - Elliott 19-30-1-243.

Receiving:
 ALA - Harris 6-62; Sheffield 6-51;
 Story 5-42; Chavez 4-63;
 Buchannon 3-33; Browden 2-23.

MAC - McCollister 8-133;
 Humphries 4-49; Cloman 4-36;
 Lloyd 2-20; Hickenbotham 1-5.

Interceptions:

ALA - Keyes 1-27.

MAC - None.

Fumbles:

ALA - Harris 1-0; Kent 1-1.

MAC - None.



Game 15 - Memphis 56, Alabama 52 - July 22, 2006
 BJCC Arena - Birmingham, Ala. - Attendance: 8,784

MEM 21 7 21 7 **56**
ALA 14 10 13 15 **52**

Box Score

| | MEM | ALA |
|------------------------|------------|------------|
| First Downs | 16 | 19 |
| Rushes-Yds (Net) | 6-18 | 17-88 |
| Passing Yds (Net) | 293 | 250 |
| Passes Att-Comp-Int | 36-23-1 | 27-20-1 |
| Total Offense Plys-Yds | 43-311 | 45-338 |
| Fumble Returns-Yds | 0-0 | 0-0 |
| Kickoff Returns-Yds | 6-87 | 5-74 |
| Interception Rtns-Yds | 1-31 | 1-1 |
| Fumbles-Lost | 0-0 | 0-0 |
| Penalties-Yds | 8-49 | 6-63 |
| Possession Time | 30:37 | 29:23 |
| 3rd-Down Conversions | 1 of 5 | 6 of 9 |
| 4th-Down Conversions | 3 of 3 | 0 of 1 |
| Red-Zone Conv.-Att. | 6-6 | 5-5 |
| Sacks By: No.-Yds | 1-2 | 1-1 |

Individual Stats

Rushing:
 MEM - Rue 2-5; Golden 2-5; Wilson 1-5; Giddens 1-3.
 ALA - Sheffield 8-112; Buchannon 3-33; Story 2-37; Chavez 2-26; Browden 2-20; Harris 2-13; Clark 1-11.

Passing:
 MEM - Jones 23-36-1-294; Team 0-0-0-(-1).
 ALA - Kent 20-27-1-252; Team 0-0-0-(-2).

Receiving:
 MEM - Prentiss 7-126; Giddens 5-48; Higgins 4-57; Golden 4-28;

Interceptions:
 MEM - Cunningham 1-31.
 ALA - Chavez 1-1.

Fumbles:
 MEM - None.
 ALA - None.

Burnette 3-35.

Game 16 - Tennessee Valley 55, Alabama 40 - July 29, 2006
 BJCC Arena - Birmingham, Ala. - Attendance: 9,089

TEN 7 28 10 10 **55**
ALA 7 13 8 12 **40**

Box Score

| | TEN | ALA |
|------------------------|------------|------------|
| First Downs | 12 | 16 |
| Rushes-Yds (Net) | 8-25 | 6-43 |
| Passing Yds (Net) | 176 | 225 |
| Passes Att-Comp-Int | 34-16-0 | 35-16-2 |
| Total Offense Plys-Yds | 46-201 | 43-268 |
| Fumble Returns-Yds | 0-0 | 0-0 |
| Kickoff Returns-Yds | 5-67 | 7-90 |
| Interception Rtns-Yds | 2-17 | 0-0 |
| Fumbles-Lost | 0-0 | 2-2 |
| Penalties-Yds | 11-61 | 6-52 |
| Possession Time | 34:19 | 25:41 |
| 3rd-Down Conversions | 5 of 11 | 5 of 8 |
| 4th-Down Conversions | 1 of 1 | 0 of 2 |
| Red-Zone Conv.-Att. | 5-6 | 3-4 |
| Sacks By: No.-Yds | 2-7 | 4-20 |

Individual Stats

Rushing:
 TEN - Gunn 6-20; Bolden 1-3; Blanchard 1-2.
 ALA - Sheffield 11-174; Story 2-17; Greene 1-26; Harris 1-8; Sanders 1-7.

Passing:
 TEN - Gunn 16-34-0-196; Team 0-0-0-(-20).
 ALA - Blackwell 8-18-1-108; Kent 8-17-1-124; Team 0-0-0-(-7).

Receiving:
 TEN - Blanchard 6-74; Freeman 3-66;

Interceptions:
 TEN - Bolden 1-17; Letren 1-0.
 ALA - None.

Fumbles:
 TEN - None.
 ALA - Harris 1-1.

Apgar 3-33; Bolden 2-17; Monteilh 1-4; Williams 1-2.



Team Statistics

| | ALA | OPP |
|------------------------|------------|------------|
| SCORING | 725 | 735 |
| Points Per Game | 45.3 | 45.9 |
| FIRST DOWNS | 285 | 260 |
| Rushing | 55 | 28 |
| Passing | 181 | 196 |
| Penalty | 49 | 36 |
| RUSHING YARDAGE | 618 | 367 |
| Yards gained rushing | 656 | 391 |
| Yards lost rushing | 38 | 24 |
| Rushing Attempts | 174 | 124 |
| Average Per Rush | 3.6 | 3.0 |
| Average Per Game | 38.6 | 22.9 |
| TDs Rushing | 35 | 24 |
| PASSING YARDAGE | 3780 | 3711 |
| Att-Comp-Int | 571-318-13 | 533-325-19 |
| Average Per Pass | 6.6 | 7.0 |
| Average Per Catch | 11.9 | 11.4 |
| Average Per Game | 236.2 | 231.9 |
| TDs Passing | 61 | 72 |
| TOTAL OFFENSE | 4398 | 4078 |
| Total Plays | 767 | 682 |
| Average Per Play | 5.7 | 6.0 |
| Average Per Game | 274.9 | 254.9 |
| KICK RETURNS | 83-1125 | 89-1577 |
| FG RETURNS | 11-117 | 9-73 |
| INT RETURNS | 19-130 | 13-104 |
| KICK RETURN AVR | 13.6 | 17.7 |
| FG RETURN AVR | 10.6 | 8.1 |

| | ALA | OPP |
|-----------------------------|-------------------|------------|
| INT RETURN AVERAGE | 6.8 | 8.0 |
| FUMBLES-LOST | 21-13 | 14-13 |
| PENALTIES-YARDS | 123-895 | 138-905 |
| Average Per Game | 55.9 | 56.6 |
| TIME OF POSSESSION | 30:54 | 29:30 |
| 3RD-DOWN CONVERSIONS | 59/131 | 56/115 |
| 3rd-Down Pct | 45% | 49% |
| 4TH-DOWN CONVERSIONS | 12/36 | 11/26 |
| 4th-Down Pct | 33% | 42% |
| SACKS BY-YARDS | 25-123 | 22-103 |
| MISC YARDS | 6 | 50 |
| TOUCHDOWNS SCORED | 102 | 104 |
| FIELD GOALS-ATTEMPTS | 11-27 | 9-26 |
| 4-point drop-kick FGs | 0-0 | 0-0 |
| PAT-ATTEMPTS | 66-87 | 72-94 |
| 2-point drop-kick PATs | 0-1 | 0-0 |
| ATTENDANCE | 50546 | 28988 |
| Games/Avg Per Game | 8/6318 | 8/3624 |
| Neutral Site Games | 0/0 | |
| SCORE BY QUARTERS | | |
| 1st 2nd 3rd 4th OT Total | | |
| ALA | 133 196 156 234 6 | - 725 |
| OPP | 178 222 134 194 7 | - 735 |



Overall Individual Statistics

| RUSHING | GP | Att | Gain | Loss | Net | Avg | TD | Long | Avg/G |
|------------------|-----------|------------|-------------|-------------|------------|------------|-----------|-------------|--------------|
| Sanders, Theo | 14 | 53 | 228 | 11 | 217 | 4.1 | 8 | 21 | 15.5 |
| Kent, Robert | 15 | 44 | 175 | 16 | 159 | 3.6 | 14 | 28 | 10.6 |
| Browden, Terrel | 15 | 33 | 117 | 2 | 115 | 3.5 | 6 | 14 | 7.7 |
| Blackwell, Marq | 1 | 3 | 37 | 0 | 37 | 12.3 | 1 | 26 | 37.0 |
| Hawk, Ryan | 13 | 19 | 30 | 7 | 23 | 1.2 | 3 | 6 | 1.8 |
| Fite, Alvin | 7 | 4 | 14 | 0 | 14 | 3.5 | 1 | 7 | 2.0 |
| Jackson, Kamau | 9 | 3 | 13 | 0 | 13 | 4.3 | 1 | 12 | 1.4 |
| Harris, Erick | 14 | 3 | 11 | 0 | 11 | 3.7 | 0 | 5 | 0.8 |
| Buchannon, Ossi | 4 | 3 | 10 | 0 | 10 | 3.3 | 0 | 7 | 2.5 |
| Fakunle, Samuel | 8 | 5 | 9 | 0 | 9 | 1.8 | 0 | 6 | 1.1 |
| Morris, Anthony | 7 | 1 | 9 | 0 | 9 | 9.0 | 1 | 9 | 1.3 |
| Sheffield, Ally | 12 | 1 | 1 | 0 | 1 | 1.0 | 0 | 1 | 0.1 |
| Sills, Steve | 5 | 2 | 2 | 2 | 0 | 0.0 | 0 | 2 | 0.0 |
| Total | 16 | 174 | 656 | 38 | 618 | 3.6 | 35 | 28 | 38.6 |
| Opponents | 16 | 124 | 391 | 24 | 367 | 3.0 | 24 | 22 | 22.9 |

| PASSING | GP | Rating | Att-Cmp-Int | Pct | Yds | TD | Lng | Avg/G |
|------------------|-----------|---------------|--------------------|------------|------------|-----------|------------|--------------|
| Hawk, Ryan | 13 | 90.65 | 362-198-7 | 54.7 | 2395 | 34 | 45 | 184.2 |
| Kwnt, Robert | 15 | 101.75 | 189-111-5 | 58.7 | 1361 | 24 | 45 | 90.7 |
| Blackwell, Marq | 1 | 68.75 | 18-8-1 | 44.4 | 108 | 2 | 19 | 108.0 |
| Harris, Erick | 14 | 158.33 | 1-1-0 | 100.0 | 15 | 1 | 15 | 1.1 |
| Chavez, Bradly | 10 | 39.58 | 1-0-0 | 0.0 | 0 | 0 | 0 | 0.0 |
| Total | 16 | 93.30 | 571-318-13 | 55.7 | 3780 | 61 | 45 | 236.2 |
| Opponents | 16 | 100.82 | 533-325-19 | 61.0 | 3711 | 72 | 46 | 231.9 |

| RECEIVING | GP | No. | Yds | Avg | TD | Long | Avg/G |
|------------------|-----------|------------|------------|------------|-----------|-------------|--------------|
| Story, Lawrence | 14 | 56 | 698 | 12.5 | 11 | 45 | 49.9 |
| Wright, Kerry | 8 | 53 | 801 | 15.1 | 13 | 39 | 100.1 |
| Sheffield, Ally | 12 | 53 | 658 | 12.4 | 8 | 26 | 54.8 |
| Chavez, Bradly | 10 | 42 | 479 | 11.4 | 12 | 36 | 47.9 |
| Harris, Erick | 14 | 25 | 261 | 10.4 | 6 | 17 | 18.6 |
| Philyaw, Mareno | 10 | 19 | 263 | 13.8 | 5 | 45 | 26.3 |
| Kent, Robert | 15 | 17 | 190 | 11.2 | 1 | 34 | 12.7 |
| Sills, Steve | 5 | 16 | 163 | 10.2 | 1 | 36 | 32.6 |
| Morris, Anthony | 7 | 11 | 115 | 10.5 | 2 | 16 | 16.4 |
| Browden, Terrel | 15 | 10 | 92 | 9.2 | 2 | 16 | 6.1 |
| Buchannon, Ossi | 4 | 8 | 84 | 10.5 | 0 | 18 | 21.0 |
| Clark, James | 11 | 2 | 18 | 9.0 | 0 | 11 | 1.6 |
| Sanders, Theo | 14 | 2 | 13 | 6.5 | 0 | 7 | 0.9 |



| RECEIVING (Cont.) | GP | No. | Yds | Avg | TD | Long | Avg/G |
|--------------------------|-----------|------------|------------|------------|-----------|-------------|--------------|
| Fakunle, Samuel | 8 | 2 | 12 | 6.0 | 0 | 8 | 1.5 |
| Greene, Renuel | 3 | 1 | 26 | 26.0 | 0 | 26 | 8.7 |
| Fite, Alvin | 7 | 1 | 6 | 6.0 | 0 | 6 | 0.9 |
| Total | 16 | 318 | 3879 | 12.2 | 61 | 45 | 242.4 |
| Opponents | 16 | 325 | 3834 | 11.8 | 72 | 46 | 239.6 |

| FG RETURNS | No. | Yds | Avg | TD | Long |
|-------------------|------------|------------|------------|-----------|-------------|
| Wright, Kerry | 4 | 63 | 15.8 | 0 | 24 |
| Sills, Steve | 3 | 16 | 5.3 | 0 | 10 |
| Sheffield, Ally | 2 | 26 | 13.0 | 0 | 24 |
| Harris, Erick | 1 | 0 | 0 | 0 | 0 |
| Gholar, Michael | 1 | 0 | 0 | 0 | 0 |
| Philyaw, Mareno | 0 | 12 | 0 | 0 | 0 |
| Total | 11 | 117 | 10.6 | 0 | 24 |
| Opponents | 9 | 73 | 8.1 | 0 | 16 |

| INTERCEPTIONS | No. | Yds | Avg | TD | Long |
|----------------------|------------|------------|------------|-----------|-------------|
| Keyes, Bobby | 8 | 38 | 4.8 | 0 | 27 |
| Sheffield, Ally | 3 | -1 | -0.3 | 0 | 0 |
| Gholar, Michael | 2 | 28 | 14.0 | 1 | 27 |
| Chavez, Bradly | 2 | 31 | 15.5 | 0 | 30 |
| Morris, Anthony | 1 | 0 | 0.0 | 0 | 0 |
| Story, Lawrence | 1 | 9 | 9.0 | 0 | 9 |
| Mayes, William | 1 | 0 | 0.0 | 0 | 0 |
| Sanders, Theo | 1 | 25 | 25.0 | 1 | 25 |
| Total | 19 | 130 | 6.8 | 2 | 30 |
| Opponents | 13 | 104 | 8.0 | 1 | 31 |

| KICK RETURNS | No. | Yds | Avg | TD | Long |
|---------------------|------------|------------|------------|-----------|-------------|
| Harris, Erick | 26 | 426 | 16.4 | 0 | 41 |
| Wright, Kerry | 24 | 333 | 13.9 | 1 | 50 |
| Sills, Steve | 11 | 151 | 13.7 | 0 | 28 |
| Chavez, Bradly | 6 | 66 | 11.0 | 0 | 17 |
| Fite, Alvin | 5 | 64 | 12.8 | 0 | 21 |
| Morris, Anthony | 3 | 8 | 2.7 | 0 | 6 |
| Buchannon, Ossi | 3 | 39 | 13.0 | 0 | 20 |
| Keyes, Bobby | 2 | 29 | 14.5 | 0 | 22 |
| Sheffield, Ally | 1 | 5 | 5.0 | 0 | 5 |
| Browden, Terrel | 1 | 3 | 3.0 | 0 | 3 |
| Gholar, Michael | 1 | 1 | 1.0 | 0 | 1 |



| KICK RETURNS (Cont.) | No. | Yds | Avg | TD | Long |
|----------------------|-----|------|------|----|------|
| Total | 83 | 1125 | 13.6 | 1 | 50 |
| Opponents | 89 | 1577 | 17.7 | 4 | 50 |

| FUMBLE RETURNS | No. | Yds | Avg | TD | Long |
|------------------|-----|-----|------|----|------|
| Sanders, Theo | 2 | 6 | 3.0 | 0 | 8 |
| Morris, Anthony | 0 | 0 | 0.0 | 1 | 0 |
| Browden, Terrel | 0 | 0 | 0.0 | 1 | 0 |
| Mainor, Keon | 0 | 0 | 0.0 | 1 | 0 |
| Total | 2 | 6 | 3.0 | 3 | 8 |
| Opponents | 3 | 50 | 16.7 | 3 | 35 |

| SCORING | TD | FGs | Kick | Rush | Rcv | Pass | 2PT | Saf | Points |
|------------------|-----|-------|-------|------|-----|------|-----|-----|--------|
| Walls, Alex | 0 | 11-27 | 66-87 | 0-0 | 0 | 0-0 | 0 | 0 | 99 |
| Kent, Robert | 15 | 0-0 | 0-0 | 1-1 | 0 | 0-2 | 0 | 0 | 92 |
| Wright, Kerry | 14 | 0-0 | 0-0 | 0-0 | 0 | 0-0 | 0 | 0 | 84 |
| Chavez, Bradly | 12 | 0-0 | 0-0 | 0-0 | 0 | 0-0 | 0 | 0 | 72 |
| Story, Lawrence | 11 | 0-0 | 0-0 | 0-0 | 0 | 0-0 | 0 | 0 | 66 |
| Browden, Terrel | 9 | 0-0 | 0-0 | 2-2 | 0 | 0-0 | 0 | 0 | 58 |
| Sanders, Theo | 9 | 0-0 | 0-0 | 1-1 | 0 | 0-0 | 0 | 0 | 56 |
| Sheffield, Ally | 8 | 0-0 | 0-0 | 0-0 | 1 | 0-0 | 0 | 0 | 50 |
| Harris, Erick | 6 | 0-0 | 0-0 | 0-0 | 0 | 0-0 | 0 | 0 | 36 |
| Philyaw, Mareno | 5 | 0-0 | 0-0 | 0-0 | 0 | 0-0 | 0 | 0 | 30 |
| Morris, Anthony | 4 | 0-0 | 0-0 | 0-0 | 0 | 0-0 | 0 | 0 | 24 |
| Hawk, Ryan | 3 | 0-0 | 0-0 | 1-3 | 0 | 1-5 | 0 | 0 | 20 |
| Mainor, Keon | 1 | 0-0 | 0-0 | 0-0 | 0 | 0-0 | 0 | 0 | 6 |
| Blackwell, Marq | 1 | 0-0 | 0-0 | 0-0 | 0 | 0-1 | 0 | 0 | 6 |
| Gholar, Michael | 1 | 0-0 | 0-0 | 0-0 | 0 | 0-0 | 0 | 0 | 6 |
| Jackson, Kamau | 1 | 0-0 | 0-0 | 0-0 | 0 | 0-0 | 0 | 0 | 6 |
| Sills, Steve | 1 | 0-0 | 0-0 | 0-0 | 0 | 0-0 | 0 | 0 | 6 |
| Fite, Alvin | 1 | 0-0 | 0-0 | 0-0 | 0 | 0-0 | 0 | 0 | 6 |
| Total | 102 | 11-27 | 66-87 | 5-7 | 1 | 1-8 | 0 | 1 | 725 |
| Opponents | 104 | 9-26 | 72-94 | 1-3 | 3 | 3-7 | 0 | 2 | 735 |

| TOTAL OFFENSE | G | Plays | Rush | Pass | Total | Avg/G |
|-----------------|----|-------|------|------|-------|-------|
| Hawk, Ryan | 13 | 381 | 23 | 2395 | 2418 | 186.0 |
| Kent, Robert | 15 | 233 | 159 | 1361 | 1520 | 101.3 |
| Sanders, Theo | 14 | 53 | 217 | 0 | 217 | 15.5 |
| Blackwell, Marq | 1 | 21 | 37 | 108 | 145 | 145.0 |
| Browden, Terrel | 15 | 33 | 115 | 0 | 115 | 7.7 |
| Harris, Erick | 14 | 4 | 11 | 15 | 26 | 1.9 |
| Fite, Alvin | 7 | 4 | 14 | 0 | 14 | 2.0 |
| Jackson, Kamau | 9 | 3 | 13 | 0 | 13 | 1.4 |



| TOTAL OFFENSE (Cont.) | G | Plays | Rush | Pass | Total | Avg/G |
|------------------------------|----------|--------------|-------------|-------------|--------------|--------------|
| Buchannon, Ossi | 4 | 3 | 10 | 0 | 10 | 2.5 |
| Morris, Anthony | 7 | 1 | 9 | 0 | 9 | 1.3 |
| Fakunle, Samuel | 8 | 5 | 9 | 0 | 9 | 1.1 |
| Sheffield, Ally | 12 | 1 | 1 | 0 | 1 | 0.1 |
| Total | 16 | 745 | 618 | 3780 | 4398 | 274.9 |
| Opponents | 16 | 657 | 367 | 3711 | 4078 | 254.9 |

| FIELD GOALS | FGM-FGA | Pct | 01-19 | 20-29 | 30-39 | 40-49 | 50-99 | Lg | Blk |
|--------------------|----------------|------------|--------------|--------------|--------------|--------------|--------------|-----------|------------|
| Walls, Alex | 11-27 | 40.7 | 2-4 | 7-8 | 1-6 | 1-4 | 0-5 | 42 | 3 |

FG SEQUENCE

| | ALABAMA | OPPONENTS |
|---------------------|-------------------|--------------------|
| Everett Hawks | 54 | (26) |
| Rio Grande Dorados | 42,19,(34) | (22),62,57 |
| Louisville Fire | 31 | ----- |
| S. Georgia Wildcats | 22 | (27),65,54,58,(28) |
| Louisville Fire | (28) | ----- |
| Florida Firecats | (20) | ----- |
| Tenn. Valley Vipers | 49,(28),57 | 55,57 |
| Macon Knights | (20),19 | 44,23,64 |
| Everett Hawks | (42),30,52 | (20) |
| S. Georgia Wildcats | 40,30,51 | (21),53,48,(33) |
| Memphis Xplorers | (28),(26),55,(25) | ----- |
| Florida Firecats | 38,37 | ----- |
| Rio Grande Dorados | (8) | 55,53 |
| Macon Knights | ----- | ----- |
| Memphis Xplorers | (17) | ----- |
| Tenn. Valley Vipers | ----- | 57,64,(26),(34),23 |

* Numbers in (parentheses) indicate field goal was made.

| KICKOFFS | No. | Yds | Avg | TB | OB | Retn | Net | YdLn |
|-----------------|------------|------------|------------|-----------|-----------|-------------|------------|-------------|
| Walls, Alex | 124 | 6170 | 49.8 | 16 | 4 | | | |
| Total | 124 | 6170 | 49.8 | 16 | 4 | 1657 | 36.4 | 13 |
| Opponents | 125 | 6028 | 48.2 | 17 | 3 | 1210 | 38.5 | 11 |

2-POINT DK PATS: Walls, Alex 0-1.

4-POINT DK FGS: None.



| ALL PURPOSE | G | Rush | Rec | FG | KOR | IR | Tot | Avg/G |
|------------------|-----------|------------|-------------|------------|-------------|------------|-------------|--------------|
| Wright, Kerry | 8 | 0 | 801 | 63 | 333 | 0 | 1197 | 149.6 |
| Story, Lawrence | 14 | 0 | 698 | 0 | 0 | 9 | 707 | 50.5 |
| Harris, Erick | 14 | 11 | 261 | 0 | 426 | 0 | 698 | 49.9 |
| Sheffield, Ally | 12 | 1 | 658 | 26 | 5 | -1 | 689 | 57.4 |
| Chavez, Bradly | 10 | 0 | 479 | 0 | 66 | 31 | 576 | 57.6 |
| Kent, Robert | 15 | 159 | 190 | 0 | 0 | 0 | 349 | 23.3 |
| Sills, Steve | 5 | 0 | 163 | 16 | 151 | 0 | 330 | 66.0 |
| Philyaw, Mareno | 10 | 0 | 263 | 12 | 0 | 0 | 275 | 27.5 |
| Sanders, Theo | 14 | 217 | 13 | 0 | 0 | 25 | 255 | 18.2 |
| Browden, Terrel | 15 | 115 | 92 | 0 | 3 | 0 | 210 | 14.0 |
| Buchannon, Ossi | 4 | 10 | 84 | 0 | 39 | 0 | 133 | 33.2 |
| Morris, Anthony | 7 | 9 | 115 | 0 | 8 | 0 | 132 | 18.9 |
| Fite, Alvin | 7 | 14 | 6 | 0 | 64 | 0 | 84 | 12.0 |
| Keyes, Bobby | 16 | 0 | 0 | 0 | 29 | 38 | 67 | 4.2 |
| Blackwell, Marq | 1 | 37 | 0 | 0 | 0 | 0 | 37 | 37.0 |
| Gholar, Michael | 14 | 0 | 0 | 0 | 1 | 28 | 29 | 2.1 |
| Greene, Renuel | 3 | 0 | 26 | 0 | 0 | 0 | 26 | 8.7 |
| Hawk, Ryan | 13 | 23 | 0 | 0 | 0 | 0 | 23 | 1.8 |
| Fakunle, Samuel | 8 | 9 | 12 | 0 | 0 | 0 | 21 | 2.6 |
| Clark, James | 11 | 0 | 18 | 0 | 0 | 0 | 18 | 1.6 |
| Jackson, Kamau | 9 | 13 | 0 | 0 | 0 | 0 | 13 | 1.4 |
| Total | 16 | 618 | 3879 | 117 | 1125 | 130 | 5869 | 366.8 |
| Opponents | 16 | 367 | 3834 | 73 | 1577 | 104 | 5955 | 372.2 |

| DEFENSIVE LEADERS | GP | -----Tackles----- | | | -Sacks- | | -----Pass Def----- | | | --Fumbles-- | | Blkd | |
|-------------------|-----------|-------------------|------------|--------------|---------------|---------------|--------------------|-----------|-----------|--------------|-----------|----------|----------|
| | | Solo | Ast | Total | TFL-Yds | No-Yds | Int-Yds | BrUp | QBH | Rcv-Yds | FF | Kick | Saf |
| Keyes, Bobby | 16 | 52 | 28 | 66.0 | 1.0-1 | 0-0 | 8-38 | 17 | 0 | 2-0 | 0 | 0 | 0 |
| Gholar, Michael | 14 | 46 | 35 | 63.5 | 0-0 | 0-0 | 2-28 | 7 | 0 | 0-0 | 1 | 0 | 0 |
| Harris, Erick | 14 | 35 | 12 | 41.0 | 0-0 | 0-0 | 0-0 | 1 | 0 | 0-0 | 0 | 0 | 0 |
| Mainor, Keon | 7 | 28 | 5 | 30.5 | 0-0 | 0-0 | 0-0 | 4 | 0 | 1-0 | 0 | 0 | 0 |
| Sanders, Theo | 14 | 21 | 13 | 27.5 | 1.5-8 | 1.0-7 | 1-25 | 0 | 1 | 2-6 | 0 | 1 | 0 |
| Total | 16 | 356 | 231 | 471.5 | 34-143 | 25-123 | 19-130 | 45 | 5 | 13-6 | 8 | 7 | 1 |
| Opponents | 16 | 394 | 240 | 514.0 | 33-132 | 22-103 | 13-104 | 62 | 12 | 13-50 | 14 | 4 | 2 |

Individual Game Highs

| | | |
|----------------------|-----------|--|
| Rushes | 10 | Kent, Robert at Macon Knights (Jul 15, 2006) Sanders, Theo vs Memphis Xplorers (Jul 22, 2006) |
| Yards Rushing | 59 | Sanders, Theo vs Memphis Xplorers (Jul 22, 2006) |
| TD Rushes | 3 | Sanders, Theo at Rio Grande Dorados (Jul 08, 2006) Kent, Robert at Macon Knights (Jul 15, 2006) |



| | | |
|----------------------------|------------|--|
| Long Rush | 28 | Kent, Robert at Macon Knights (Jul 15, 2006) |
| Pass attempts | 46 | Hawk, Ryan at Florida Firecats (May 13, 2006) |
| Pass completions | 27 | Hawk, Ryan at Florida Firecats (May 13, 2006) |
| Yards Passing | 355 | Hawk, Ryan at Louisville Fire (Apr 21, 2006) |
| TD Passes | 5 | Hawk, Ryan vs Everett Hawks (Apr 08, 2006) Hawk, Ryan at Louisville Fire (Apr 21, 2006) Hawk, Ryan vs Louisville Fire (May 05, 2006) Hawk, Ryan at Florida Firecats (May 13, 2006) Kent, Robert vs Memphis Xplorers (Jul 22, 2006) |
| Long Pass | 45 | Hawk, Ryan at Louisville Fire (Apr 21, 2006) Kent, Robert at S. Georgia Wildcats (Apr 29, 2006) Hawk, Ryan vs Florida Firecats (Jun 24, 2006) |
| Receptions. | 14 | Sheffield, Ally at Memphis Xplorers (Jun 17, 2006) |
| Yards Receiving | 174 | Sheffield, Ally vs Tenn. Valley Vipers (Jul 29, 2006) |
| TD Receptions | 4 | Chavez, Bradly vs Macon Knights (May 27, 2006) |
| Long Reception | 45 | Story, Lawrence at Louisville Fire (Apr 21, 2006) Philyaw, Mareno at S. Georgia Wildcats (Apr 29, 2006) Story, Lawrence vs Florida Firecats (Jun 24, 2006) |
| Field Goals | 3 | Walls, Alex at Memphis Xplorers (Jun 17, 2006) |
| Long Field Goal | 42 | Walls, Alex at Everett Hawks (June 3, 2006) |
| Long MFG Return | 24 | Wright, Kerry at Tenn. Valley Vipers (May 20, 2006) Sheffield, Ally at Rio Grande Dorados (Jul 08, 2006) |
| Long Kickoff Return | 50 | Wright, Kerry vs Everett Hawks (Apr 08, 2006) |
| Tackles | 8.0 | Mainor, Keon vs Memphis Xplorers (Jul 22, 2006) |
| Sacks | 2.5 | Jackson, Kamau vs Tenn. Valley Vipers (Jul 29, 2006) |
| Tackles For Loss | 3.0 | Brumbaugh, Jord at S. Georgia Wildcats (Apr 29, 2006) |
| Interceptions | 2 | Keyes, Bobby vs Rio Grande Dorados (Apr 14, 2006) Sheffield, Ally at S. Georgia Wildcats (Apr 29, 2006) Keyes, Bobby at Tenn. Valley Vipers (May 20, 2006) |



Teams Game Highs

| | | |
|-------------------------|-------------|--|
| Rushes | 17 | vs Memphis Xplorers (Jul 22, 2006) |
| Yards Rushing | 88 | vs Memphis Xplorers (Jul 22, 2006) |
| Yards Per Rush | 7.2 | vs Tenn. Valley Vipers (Jul 29, 2006) |
| TD Rushes | 5 | at Rio Grande Dorados (Jul 08, 2006) |
| Pass attempts | 46 | at Florida Firecats (May 13, 2006) |
| Pass completions | 27 | at Florida Firecats (May 13, 2006) |
| Yards Passing | 333 | at Louisville Fire (Apr 21, 2006) |
| Yards Per Pass | 10.7 | at Rio Grande Dorados (Jul 08, 2006) |
| TD Passes | 8 | vs Macon Knights (May 27, 2006) |
| Total Plays | 60 | at Macon Knights (Jul 15, 2006) |
| Total Offense | 358 | at S. Georgia Wildcats (Apr 29, 2006) |
| Yards Per Play | 8.0 | at Louisville Fire (Apr 21, 2006) |
| Points | 84 | at Rio Grande Dorados (Jul 08, 2006) |
| Sacks By | 6 | vs Macon Knights (May 27, 2006) |
| First Downs | 23 | at Macon Knights (Jul 15, 2006) |
| Penalties | 13 | at Louisville Fire (Apr 21, 2006) at Macon Knights (Jul 15, 2006) |
| Penalty Yards | 90 | at Everett Hawks (June 3, 2006) |
| Turnovers | 4 | at S. Georgia Wildcats (Apr 29, 2006) vs Florida Firecats (Jun 24, 2006) vs Tenn. Valley Vipers (Jul 29, 2006) |
| Interceptions By | 3 | at Memphis Xplorers (Jun 17, 2006) |



Opponent Individual Game Highs

| | | |
|----------------------------|-------------|--|
| Rushes | 9 | Crossley, Clent, vs Florida Firecats (Jun 24, 2006) |
| Yards Rushing | 35 | Harris, James, at S. Georgia Wildcats (Apr 29, 2006) |
| TD Rushes | 3 | Gunn, Chris, vs Tenn. Valley Vipers (Jul 29, 2006) |
| Long Rush | 22 | Pinkins, Dondri, at S. Georgia Wildcats (Apr 29, 2006) |
| Pass attempts | 52 | Kellett, Josh, vs Rio Grande Dorados (Apr 14, 2006) |
| Pass completions | 26 | Kellett, Josh, vs Rio Grande Dorados (Apr 14, 2006) |
| Yards Passing | 304 | Kellett, Josh, at Rio Grande Dorados (Jul 08, 2006) |
| TD Passes | 7 | Wallace, Chris, at Florida Firecats (May 13, 2006) Wallace, Chris, vs Florida Firecats (Jun 24, 2006) |
| Long Pass | 46 | Wallace, Chris, at Florida Firecats (May 13, 2006) |
| Receptions | 15 | Mager, Rob, at Louisville Fire (Apr 21, 2006) |
| Yards Receiving | 208 | Mager, Rob, at Louisville Fire (Apr 21, 2006) |
| TD Receptions | 5 | Benton, Magic, at Florida Firecats (May 13, 2006) McCollister, Ch, at Macon Knights (Jul 15, 2006) |
| Long Reception | 46 | Tellis, Brittne, at Florida Firecats (May 13, 2006) |
| Field Goals | 2 | Burnett, Dan, at S. Georgia Wildcats (Apr 29, 2006) Burnett, Dan, vs S. Georgia Wildcats (Jun 10, 2006) Lee, Steven, vs Tenn. Valley Vipers (Jul 29, 2006) |
| Long Field Goal | 34 | Lee, Steven, vs Tenn. Valley Vipers (Jul 29, 2006) |
| Long MFG Return | 16 | Walker, Kendric, vs Everett Hawks (Apr 08, 2006) |
| Long Kickoff Return | 50 | Taylor, Lance, vs Louisville Fire (May 05, 2006) Perry, Jamaal, vs S. Georgia Wildcats (Jun 10, 2006) |
| Tackles | 12.0 | Giddens, Deon, at Memphis Xplorers (Jun 17, 2006) |
| Sacks | 2.0 | Conner, Shelton, at Louisville Fire (Apr 21, 2006) Fields, John, at Everett Hawks (June 3, 2006) Vickerson, Quar, vs Tenn. Valley Vipers (Jul 29, 2006) |



| | | |
|-------------------------|------------|---|
| Tackles For Loss | 2.5 | Fields, John, at Everett Hawks (June 3, 2006) |
| Interceptions | 2 | Brown, Levy, vs Florida Firecats (Jun 24, 2006) |

Opponent Team Game Highs

| | | |
|-------------------------|-------------|---|
| Rushes | 14 | at S. Georgia Wildcats (Apr 29, 2006) |
| Yards Rushing | 84 | at S. Georgia Wildcats (Apr 29, 2006) |
| Yards Per Rush | 8.4 | at Rio Grande Dorados (Jul 08, 2006) |
| TD Rushes | 4 | vs Tenn. Valley Vipers (Jul 29, 2006) |
| Pass attempts | 52 | vs Rio Grande Dorados (Apr 14, 2006) |
| Pass completions | 26 | vs Rio Grande Dorados (Apr 14, 2006) vs S. Georgia Wildcats (Jun 10, 2006) |
| Yards Passing | 300 | at Rio Grande Dorados (Jul 08, 2006) |
| Yards Per Pass | 10.6 | at Louisville Fire (Apr 21, 2006) |
| TD Passes | 8 | vs Florida Firecats (Jun 24, 2006) |
| Total Plays | 59 | vs Rio Grande Dorados (Apr 14, 2006) |
| Total Offense | 342 | at Rio Grande Dorados (Jul 08, 2006) |
| Yards Per Play | 9.0 | at Memphis Xplorers (Jun 17, 2006) |
| Points | 62 | at Louisville Fire (Apr 21, 2006) at Florida Firecats (May 13, 2006) |
| Sacks By | 4 | at Louisville Fire (Apr 21, 2006) |
| First Downs | 23 | at Rio Grande Dorados (Jul 08, 2006) |
| Penalties | 16 | at Rio Grande Dorados (Jul 08, 2006) |
| Penalty Yards | 137 | at Florida Firecats (May 13, 2006) |
| Turnovers | 5 | at Tenn. Valley Vipers (May 20, 2006) |
| Interceptions By | 3 | vs Florida Firecats (Jun 24, 2006) |



Record Book





All-Time Team and Individual Highs

ALABAMA TEAM GAME HIGHS

| | | |
|-----------------------|-------------|---|
| RUSHES | 19 | vs. Greensboro (4/7/00) |
| YARDS RUSHING | 88 | vs. Memphis (7/22/02) |
| YARDS PER RUSH | 7.2 | vs. Tenn. Valley (7/29/02) |
| RUSHING TDS | 5 | at Rio Grande (7/8/06) at Tenn. Valley (8/3/02) at Louisville (4/30/05) |
| PASSING ATT | 53 | vs. Quad City (7/29/00) |
| PASSING COMP | 31 | at Tenn. Valley (6/28/03) |
| YARDS PASSING | 387 | at Tenn. Valley (6/28/03) |
| YARDS PER PASS | 15.4 | vs. Rio Grande Valley (6/26/04) |
| PASSING TDS | 8 | Last: vs. Macon (5/27/06) |
| TOTAL PLAYS | 60 | at Macon (7/15/06) |
| TOTAL OFFENSE | 380 | at Tenn. Valley (6/28/03) |
| YARDS PER PLAY | 11.7 | vs. Columbus (6/8/01) |
| POINTS | 86 | vs. Tallahassee (6/2/00) |
| FIRST DOWNS | 31 | at Richmond (5/19/00) |
| PENALTIES | 16 | at Tenn. Valley (5/18/02) |
| PENALTY YARDS | 115 | at Macon (4/19/03) |
| TURNOVERS | 7 | at Pensacola (5/6/00) |
| SACKS BY | 6 | Macon (5/27/06) |
| INTS BY | 6 | vs. Lafayette (6/15/01) |

ALABAMA INDIVIDUAL GAME HIGHS

| | | |
|------------------------|------------|--|
| RUSHES | 17 | Windsor at Richmond (5/19/00) |
| YARDS RUSHING | 59 | T. Sanders vs. Memphis (7/22/06) |
| TD RUSHES | 4 | M. Kirby at Tenn. Valley (8/3/02) |
| LONGEST RUSH | 37 | M. Kirby vs. Bossier City(6/1/02) |
| PASS ATTEMPTS | 49 | Windsor vs. Quad City (7/29/00) |
| PASS COMP | 31 | Kellett at Tenn. Valley (6/28/03) |
| YARDS PASSING | 417 | Kellett at Tenn. Valley (6/28/03) |
| TD PASSES | 8 | Windsor at Richmond (7/30/01) |
| LONGEST PASS | 49 | M. Kirby vs. Macon (6/22/02) R. Linn vs. Louisville (6/11/05) |
| RECEPTIONS | 14 | Last: Sheffield at Memphis (6/17/06) |
| YARDS RECEIVING | 223 | Thomas vs. Baton Rouge (6/29/01) |
| TD RECEPTIONS | 7 | Thomas vs. Baton Rouge (6/29/01) |
| LONGEST REC | 49 | A. Jordan vs. Macon (6/22/02) Holmes vs. Louisville (6/11/05) |
| FIELD GOALS | 4 | Rhett Gallego at Florida (5/3/03) |
| LONGEST FG | 47 | Rhett Gallego at Florida (5/3/03) |
| LONGEST MFG RTN | 56 | Harris vs. Columbus (4/27/02) |
| LONGEST KO RTN | 59 | Harris at Peoria (6/23/01) |
| TACKLES | 12 | Harris vs. Arkansas (4/20/01) |
| SACKS | 3 | W. Mayes at Lafayette (5/5/01), |
| INTERCEPTIONS | 3 | A. Jordan vs. Macon (5/8/04) |

OPPONENT TEAM GAME HIGHS

| | | |
|-----------------------|-------------|---|
| RUSHES | 19 | at Jacksonville (5/26/00) vs. Florida (7/19/03) |
| YARDS RUSHING | 90 | at Baton Rouge (7/14/01) |
| YARDS PER RUSH | 9.0 | vs. Memphis (4/23/05) |
| RUSHING TD'S | 6 | at Jacksonville (5/26/00) |
| PASSING ATTPTS | 55 | vs. Arkansas (6/9/00) |
| PASSING COMP | 33 | vs. Tallahassee (6/2/00) |
| YARDS PASSING | 457 | vs. Tallahassee (6/2/00) |
| YARDS PER PASS | 12.5 | at Quad City (7/22/00) |
| PASSING TD'S | 9 | at Quad City (7/22/00) at San Diego (5/14/05) vs. Louisville (6/11/05) vs. Rio Grande (4/14/06) vs. Columbus (6/8/01) |
| TOTAL PLAYS | 59 | vs. Tallahassee (6/2/00) |
| TOTAL OFFENSE | 461 | at Quad City (7/22/00) |
| YARDS PER PLAY | 10.4 | at Quad City (7/22/00) |
| POINTS | 82 | at Quad City (7/22/00) |
| FIRST DOWNS | 25 | at Richmond (5/19/00) vs. Louisville (6/11/05) |
| PENALTIES | 17 | vs. Louisville (6/7/02) vs. Macon (5/31/03) |
| PENALTY YARDS | 167 | vs. Louisville (6/7/02) |
| TURNOVERS | 7 | vs. Lafayette (6/15/01) |
| SACKS BY | 6 | at Richmond (5/19/00) |
| INTS BY | 5 | at Pensacola (5/6/00) |

INDIVIDUAL GAME HIGHS

| | | |
|------------------------|------------|--------------------------------------|
| RUSHES | 12 | Steve Gorrie at Florida (6/4/05) |
| YARDS RUSHING | 93 | Holmes vs. Baton Rouge (6/14/01) |
| TD RUSHES | 5 | Lester at Jacksonville (5/26/00) |
| LONGEST RUSH | 43 | Foulks vs. Greensboro (4/7/00) |
| PASS ATTEMPTS | 55 | J. Nielsen vs. Arkansas (6/9/00) |
| PASS COMP | 33 | Stafford vs. Tallahassee (6/2/00) |
| YARDS PASSING | 459 | Stafford vs. Tallahassee (6/2/00) |
| TD PASSES | 9 | M. Sauk vs. Louisville (6/11/05) |
| LONGEST PASS | 48 | M. Sauk at Louisville (4/30/05) |
| RECEPTIONS | 15 | Last: Mager at Louisville (4/21/06) |
| YARDS RECEIVING | 216 | C. Johnson at Macon (4/14/05) |
| TD RECEPTIONS | 5 | Last: Benton at Florida (5/13/06) |
| LONGEST REC | 48 | Mager at Louisville (4/30/05) |
| FIELD GOALS | 3 | Naehu vs. San Diego (4/9/05) |
| LONGEST FG | 58 | Latourette at Tenn. Valley (5/18/02) |
| LONGEST MFG RET | 50 | Richard vs. Lafayette (5/5/01) |
| LONGEST KO RET | 58 | Holmes at Green Bay (6/24/00) |
| TACKLES | 12 | Giddens at Memphis (6/17/06) |
| SACKS | 3 | Smith vs. Memphis (4/23/00) |
| INTERCEPTIONS | 2 | Last: Brown vs Florida (6/24/06) |



Team Abbreviation Key

ALB – Albany Conquest
 ARK – Arkansas Twisters
 BAT – Baton Rouge Blaze
 BOS – Bossier City Battlewings
 CAR – Carolina Rhinos
 CHA – Charleston Swampfoxes
 CIN – Cincinnati Swarm
 CPF – Cape Fear Wildcats
 COL – Columbus Wardogs
 EVR - Everett Hawks
 GRE – Greensboro Prowlers
 FLA – Florida Firecats
 GBB – Green Bay Blizzard
 JAC – Jacksonville Tomcats
 LAF - Lafayette Roughnecks
 LIN – Lincoln Lightning
 LOU – Louisville Fire
 MAC – Macon Knights
 MAN – Manchester Wolves
 MEM – Memphis Xplorers
 MOB – Mobile Wizards
 QC – Quad City
 PEN – Pensacola Barracudas
 PEO – Peoria Pirates
 RGV – Rio Grande Dorados
 RIC – Richmond Speed
 ROA- Roanoke Steam
 SD- San Diego Riptide
 SGA - South Georgia Wildcats
 TAL – Tallahassee Thunder
 TVV – Tennessee Valley Vipers
 TUL – Tulsa Talons

*Defunct Team

Regular Season Records

OFFENSE - Season Records

Total Offense:

Most Plays: 739 (2005)
 Most Yards: 4,398 (2006)
 Most Yds./Play: 6.8 (2004)
 Most Yds./Game: 274.9 (2006)

Rushing:

Most Attempts: 174 (2006)
 Most Yards Gained: 656 (2006)
 Most Yds./Game: 38.6 (2006)
 Most Yds./Rush: 3.7 (2002)
 Most TDs: 36 (2005)

Passing:

Most Attempts: 580 (2000)
 Most Completions: 318 (2006)
 Most Yards Gained: 3,780 (2006)
 Most Yds./Game: 236.2 (2006)
 Most TDs: 82 (2001)

Scoring:

Most Points: 873 (2001)

Most Pts/Game: 54.6 (2001)
 Most TDs: 124 (2001)
 Most PATs Kicked: 84 (2001)
 Most FGs Made: 16 (2000)

Interceptions:

Most INTs By: 35 (2001)
 Most Yards Returned: 408 (2001)
 Highest Avg. Per Return: 15.4 (2002)
 Most Touchdowns: 6 (2001)

Kickoff Returns:

Most Returns: 102 (2000)
 Most Yards: 1,945 (2000)
 Highest Avg. Per Return: 20.4 (2001)
 Fewest Returns: 78 (2002)

First Downs:

Most Total: 285 (2006)
 Most Rushing: Last, 55 (2006)
 Most Passing: 181 (2005)
 Most By Penalty: 81 (2003)

Fumbles:

Fewest Fumbles: 22 (2001)
 Most Fumbles: 31 (2000)
 Fewest Lost: 12 (2001)
 Most Lost: 22 (2003, 2005)

Turnovers:

Most Total: 51 (2005)
 Least Total: 31 (2002)

Penalties:

Most Penalties: 162 (2001)
 Most Yds. Penalized: 972 (2001)
 Fewest Penalties: 116 (2003)
 Fewest Yds. Penalized: 767 (2004)
 Most Yds./Game: 60.8 (2001)
 Fewest Yds./Game: 47.9 (2004)

Individual Records

Game: (Stat – Player – Opp. – Date)
 Season: (Stat – Player – Yr)
 Career: (Stat – Player – Yrs w/ Tm)

YARDS/SCORING - Most Yards

Game:

1. 416 – Josh Kellett – at TVV – 6/28/03
 2. 355 – Ryan Hawk – at LOU – 4/21/06
 3. 345 – Jeff Aaron – at ARK – 4/17/04
 4. 328 – C. Windsor – vs. TUL – 6/24/00
 5. 317 – M. Kirby – at TUL – 4/6/02

Season:

1. 3,707 – Chris Windsor – 2001
 2. 3,650 – Montressa Kirby – 2002
 3. 3,438 – Chris Windsor – 2000
 4. 2,421 – Jeff Aaron – 2004
 5. 2,395 – Ryan Hawk – 2006

Career:

1. 8,169 – Chris Windsor – 2000-01, 03
 2. 4,005 – Montressa Kirby – 2001-02
 3. 3,284 – Jeff Aaron – 2003-04
 4. 2,935 – Anthony Jordan – 2000-04
 5. 2,187 – Cedrick Buchannon – 2000-03

YARDS/SCORING - Most Touchdowns:

Game:

1. 8 – 9x, last: C. Windsor – vs. MAC – 5/31/03
 2. 7 – 10x, last: R. Linn – vs. LOU – 6/11/05
 3. 6 – 14x, last: R. Linn – at ARK – 5/21/05

Season:

1. 89 – Chris Windsor – 2001
 2. 87 – Montressa Kirby – 2002
 3. 70 – Chris Windsor – 2000
 4. 41 – Wayne Thomas – 2001
 5. 40 – Jeff Aaron – 2004

Career:

1. 183 – Chris Windsor – 2000-01, 03
 2. 101 – Wayne Thomas – 2000-02
 3. 93 – Montressa Kirby – 2001-02
 4. 63 – Anthony Jordan – 2003-04
 5. 61 – Jeff Aaron – 2003-04

MOST YARDS GAINED

Season (Per Game):

1. 236.9 – Roger Linn – 2005
 2. 231.7 – Chris Windsor – 2001
 3. 228.1 – Montressa Kirby – 2002
 4. 212.6 – Chris Windsor – 2000
 5. 188.0 – Andrew Zow – 2005

Career: (Per Game)

1. 188.0 – Andrew Zow – 2005
 2. 184.2 – Ryan Hawk – 2006
 3. 181.4 – Chris Windsor – 2000-01, 03
 Ray Nelson – 2005
 5. 162.0 – Jeff Aaron – 2003-04

RUSHING

Most Yards Rushing:

Game:

1. 59 – Theo Sanders – vs. MEM – 7/22/06
 2. 42 – Chris Windsor – at RIC – 5/19/00
 3. 41 – Ray Nelson – vs. SD – 4/9/05
 4. 40 – M. Kirby – vs. BOS – 6/1/02
 Paul Morgan – vs. CIN – 5/26/01

Season:

1. 273 – Montressa Kirby – 2002
 2. 228 – Theo Sanders – 2006
 2. 207 – Dontae Walker – 2004
 3. 165 – Chris Windsor – 2001
 4. 153 – Chris Windsor – 2000
 5. 108 – Paul Morgan – 2001



Career:

1. 356 – Chris Windsor – 2000-01, 03
2. 271 – Montressa Kirby – 2001-02
3. 228 – Theo Sanders – 2006
4. 207 – Dontae Walker – 2004
5. 175 – Robert Kent – 2006

Most Rushes:

Game:

1. 17 – Chris Windsor – at RIC – 5/19/00
2. 10 – Robert Kent – at Macon – 7/15/06
3. 9 – K. Jackson – vs. FLO – 7/30/05
4. 8 – 8x, last: D. Walker – at MAC – 7/31/04

Season:

1. 73 – Chris Windsor – 2000
2. 64 – Montressa Kirby – 2002
3. 63 – Dontae Walker – 2004
4. 62 – Chris Windsor – 2001
5. 53 – Theo Sanders – 2006

Career:

1. 151 – Chris Windsor – 2000-01, 03
2. 65 – Montressa Kirby – 2001-02
3. 63 – Dontae Walker – 2004
4. 53 – Theo Sanders – 2006
5. 49 – Paul Morgan – 2001-02

Average Gain Per Rush

Season:

1. 19.0 – Segun Ajigbeda - 2004
2. 17.1 – Montressa Kirby – 2002
3. 15.9 – Dontae Walker – 2004
4. 15.5 – Theo Sanders – 2006
5. 14.2 – Ray Nelson – 2005

Career:

1. 15.9 – Dontae Walker - 2004
2. 15.5 – Theo Sanders – 2006
3. 14.2 – Ray Nelson – 2005
4. 13.5 – Andrew Zow – 2005
5. 12.5 – Patrick Billings – 2005

Most Rushing Touchdowns:

Game:

1. 3 – 6x, last: Theo Sanders – at RGV – 7/8/06

Season:

1. 16 – Dontae Walker – 2004
2. 14 – Montressa Kirby – 2002
– Robert Kent - 2006
4. 13 – Chris Windsor – 2001
5. 12 – Chris Windsor – 2000

Career:

1. 30 – Chris Windsor – 2000-01, 03
2. 16 – Dontae Walker – 2004
3. 14 – Montressa Kirby – 2001-02
– Robert Kent – 2006
5. 11 – Demontray Carter – 2003-04

Longest Rush:

1. 37 – Montressa Kirby – vs. BOS – 6/1/02
2. 28 – Robert Kent – at MAC – 7/15/06

PASSING

Most Pass Attempts:

Game:

1. 46 – Josh Kellett – at TVV – 6/28/03
– Ryan Hawk – at FLA – 5/13/06
3. 45 – C. Windsor – vs ROA – 4/29/00
– Robert Kent – at MAC – 7/15/06
5. 44 – Ryan Hawk – TVV – 5/20/06

Season:

1. 501 – Chris Windsor - 2000
2. 479 – Chris Windsor – 2001
3. 435 – Montressa Kirby – 2002
4. 362 – Ryan Hawk – 2006
5. 287 – Jeff Aaron – 2004

Career:

1. 980 – Chris Windsor – 2000-01, 03
2. 449 – Montressa Kirby – 2001-02
3. 406 – Jeff Aaron – 2003-04
4. 362 – Ryan Hawk – 2006
5. 271 – Roger Linn – 2004-05

Most Pass Completions:

Game:

1. 31 – Josh Kellett – at TVV – 6/28/03
2. 27 – Ryan Hawk – at FLA – 5/13/06
3. 26 – Robert Kent – at MAC – 7/15/06
4. 25 – Montressa Kirby – at MOB – 7/5/02
– Ryan Hawk – at MEM – 6/17/06

Season:

1. 260 – Montressa Kirby – 2002
2. 243 – Chris Windsor – 2000
3. 233 – Chris Windsor – 2001
4. 198 – Ryan Hawk – 2006
5. 146 – Jeff Aaron – 2003-04

Career:

1. 551 – Chris Windsor – 2000-01, 03
2. 267 – Montressa Kirby – 2001-02
3. 218 – Jeff Aaron – 2003-04
4. 198 – Ryan Hawk – 2006
5. 148 – Roger Linn – 2004-05

Most Yards Passing:

Game:

1. 417 – Josh Kellett – at TVV – 6/28/03
2. 355 – Ryan Hawk – at LOU – 4/21/06
2. 341 – Jeff Aaron – at ARK – 4/17/04
3. 317 – C. Windsor – vs. TUL – 6/24/00
5. 311 – Ryan Hawk – vs. LOU – 5/5/06

Season:

1. 3,542 – Chris Windsor – 2001
2. 3,317 – Montressa Kirby – 2002
3. 3,249 – Chris Windsor – 2000

4. 2,395 – Ryan Hawk – 2006

5. 2,372 – Jeff Aaron – 2004

Career:

1. 7,753 – Chris Windsor – 2000-01, 03
2. 3,530 – Montressa Kirby – 2001-02
3. 3,226 – Jeff Aaron – 2003-04
4. 2,395 – Ryan Hawk – 2006
5. 1,881 – Roger Linn – 2004-05

Most Touchdown Passes:

Game:

1. 8 – Chris Windsor – at BOS – 4/7/01
Chris Windsor – vs. ARK – 6/9/00
3. 7 – 7x, last: Josh Kellett – at TVV – 6/28/03

Season:

1. 76 – Chris Windsor - 2001
2. 73 – Montressa Kirby – 2002
3. 57 – Chris Windsor – 2000
4. 38 – Jeff Aaron – 2004
5. 34 – Ryan Hawk – 2006

Career:

1. 152 – Chris Windsor – 2000-01, 03
2. 77 – Montressa Kirby – 2002
3. 58 – Jeff Aaron – 2003-04
4. 34 – Ryan Hawk – 2006
5. 28 – Roger Linn – 2005

Best Completion Percentage:

Game: (minimum 10 attempts)

1. 88.2% – Robert Kent – at RGV – 7/8/06
2. 86.2% – M. Kirby – at MOB – 7/5/02
3. 82.4% – K. Evans – at BOS – 3/27/04
4. 75.0% – M. Kirby – vs. COL – 4/27/02
5. 74.2% – M. Kirby – at MAC – 7/20/02

Season: (minimum 10 attempts)

1. 60.5% – Jeff Aaron – 2003
– Kenton Evans – 2004
3. 59.8% – Montressa Kirby – 2002
4. 58.7% – Robert Kent – 2006
5. 56.8% – Chris Windsor – 2003

Career: (minimum 20 attempts)

1. 60.5% – Kenton Evans – 2004
2. 59.8% – Andrew Zow – 2005
3. 58.7% – Robert Kent – 2006
4. 55.7% – Jeff Aaron – 2003-04
5. 55.4% – Josh Kellett – 2003

Longest Scoring Pass Play:

- 49 yards: Montressa Kirby to Anthony Jordan - vs. MAC – 6/22/02
Roger Linn to Devlon Holmes vs. LOU – 6/11/05

Steeldogs Winningest Quarterbacks:

(Win-loss records as a starter, ranked by win totals)

1. 22-15 – Chris Windsor – 2000-01, 03



2. 11-5 – Montressa Kirby – 2001-02
3. 10-4 – Jeff Aaron – 2003-04
4. 5-5 – Ryan Hawk – 2006
5. 2-4 – Kenton Evans – 2004
– Robert Kent – 2006

Most Interceptions Thrown:

Game:

1. 5 – Chris Windsor – at PEN – 5/6/00
2. 4 – Jeff Aaron – at MAC – 4/19/03
4 – Roger Linn – at MEM – 6/18/05

Season:

1. 19 – Chris Windsor – 2001
– Chris Windsor – 2000
2. 16 – Montressa Kirby – 2002
– Jeff Aaron – 2004
– Roger Linn – 2005

Career:

1. 44 – Chris Windsor – 2000-01, 03
2. 22 – Jeff Aaron – 2003-04
3. 16 – Roger Linn – 2004-05
– Montressa Kirby – 2001-02
4. 7 – Ryan Hawk – 2006
5. 6 – Thomas Ricks – 2005
– Ted Robison – 2000

RECEIVING

Most Receptions:

Game:

1. 14 – W. Thomas – vs. ROA – 4/29/00
– A. Sheffield – vs. TVV – 7/29/06
2. 13 – W. Thomas – vs. BAT – 6/29/01
3. 12 – W. Thomas – at QC – 7/22/00
– A. Jordan – vs. ARK – 6/9/00
– Aryvia Holmes – vs. COL – 6/6/03
– Detronn Harris – at FLA – 6/4/05

Season:

1. 114 – Wayne Thomas – 2000
2. 100 – Detronn Harris – 2005
3. 92 – Aryvia Holmes – 2003
4. 83 – Wayne Thomas – 2001
5. 73 – Wayne Thomas – 2002

Career:

1. 270 – Wayne Thomas – 2000-02
2. 203 – Anthony Jordan – 2000-04
3. 161 – Cedrick Buchannon – 2000-03
4. 147 – Detronn Harris – 2004-05
5. 92 – Aryvia Holmes – 2003

Most Receiving Yards:

Game:

1. 223 – W. Thomas – vs. BAT – 6/29/01
2. 206 – W. Thomas – vs. TUL – 6/24/00
3. 188 – A. Holmes – vs. COL – 6/6/03
4. 176 – W. Thomas – vs. QC – 7/29/00
– C. McNeary – at TVV – 6/19/04

Season:

1. 1,643 – Wayne Thomas – 2000
2. 1,327 – Wayne Thomas – 2001
3. 1,195 – Detronn Harris – 2005
4. 1,187 – Aryvia Holmes – 2003
5. 1,083 – Carlos McNeary – 2004

Career:

1. 4,021 – Wayne Thomas – 2000-02
2. 2,914 – Anthony Jordan – 2000-04
3. 2,102 – Cedrick Buchannon – 2000-03
4. 1,961 – Detronn Harris – 2004-05
5. 1,187 – Aryvia Holmes – 2003

Most Touchdown Receptions:

Game:

1. 7 – W. Thomas – vs. BAT – 6/29/01
2. 5 – W. Thomas – vs. TUL – 6/24/00
3. 4 – 15x, last: B. Chavez – vs. MAC – 5/27/06

Season:

1. 41 – Wayne Thomas – 2001
2. 32 – Wayne Thomas – 2000
3. 28 – Wayne Thomas – 2002
4. 24 – Carlos McNeary – 2004
5. 21 – Detronn Harris – 2005

Career:

1. 101 – Wayne Thomas – 2000-02
2. 58 – Anthony Jordan – 2000-04
3. 35 – Detronn Harris – 2004-05
4. 24 – Carlos McNeary – 2004
5. 22 – Cedrick Buchannon – 2000-03

Most Touchdowns: (Non-passing)

Season:

1. 41 – Wayne Thomas - 2001
2. 32 – Wayne Thomas – 2000
3. 30 – Carlos McNeary – 2004
4. 28 – Wayne Thomas – 2002
5. 27 – Detronn Harris – 2005

Career:

1. 101 – Wayne Thomas – 2000-02
2. 63 – Anthony Jordan – 2000-04
3. 48 – Detronn Harris – 2004-05
4. 32 – Cedrick Buchannon – 2000-03
5. 31 – Chris Windsor – 2000-01, 03

SPECIAL TEAMS

Most Field Goals Made:

Game:

1. 4 – Rhett Gallego – at FLA – 5/3/03
2. 3 – 4x, Last: Alex Walls – at MEM 6/17/06

Season:

1. 16 – Brandon Stewart – 2000
2. 15 – Rhett Gallego – 2003
3. 12 – Rhett Gallego – 2004
4. 11 – Alex Walls – 2006
5. 9 – Alex Walls – 2005

Career:

1. 27 – Rhett Gallego – 2003-04
2. 20 – Alex Walls – 2005-06
3. 16 – Brandon Stewart – 2000
4. 7 – Brian Holmes – 2001-02

Longest Field Goals in Steeldogs History:

1. 48 yds. – Rhett Gallego – at MAC – 7/31/04
2. 47 yds. – Rhett Gallego – at FLA – 5/3/03
3. 46 yds. – Rhett Gallego – vs. MEM – 4/10/04
B. Stewart – at JAC – 5/26/00

Most PATS:

Season:

1. 84 – Brian Holmes – 2001
2. 74 – Rhett Gallego – 2004
3. 72 – Rhett Gallego – 2003
4. 69 – Brandon Stewart – 2000
5. 66 – Alex Walls – 2005

Career:

1. 146 – Rhett Gallego – 2003-04
2. 111 – Alex Walls – 2005-06
3. 99 – Brian Holmes – 2001-02
4. 69 – Brandon Stewart – 2000
5. 18 – Vinny Cirrincione – 2005
Brian Cunningham – 2002

Most Points Kicking

Season:

1. 120 – Brandon Stewart – 2000
2. 117 – Rhett Gallego – 2003
3. 109 – Brian Holmes – 2001
4. 107 – Rhett Gallego – 2004
5. 72 – Alex Walls – 2005

Career:

1. 224 – Rhett Gallego – 2003-04
2. 171 – Alex Walls – 2005-06
3. 124 – Brian Holmes – 2001-02
4. 120 – Brandon Stewart – 2000
5. 21 – Vinny Cirrincione – 2005
Brian Cunningham – 2002

Most Kickoff Returns:

Season:

1. 67 – Detronn Harris – 2005
2. 54 – Adlai Trone – 2000
3. 46 – Carlos McNeary – 2004
4. 33 – Herman Bell – 2002
5. 26 – Aryvia Holmes – 2003
– Erick Harris – 2006

Career:

1. 90 – Detronn Harris – 2004-05
2. 83 – Adlai Trone – 2000-01
3. 76 – Terrance Harris – 2001-05
4. 48 – Cedrick Buchannon – 2000-03
5. 47 – Herman Bell – 2002, 2005



Most Kickoff Return Yards:

Game:

1. 204 – D. Harris – at ARK – 5/21/05
2. 186 – Herman Bell – vs. TVV – 7/13/02
3. 182 – Adlai Trone – at TUL – 6/17/00
4. 181 – Adlai Trone – at PEN – 5/6/00
5. 166 – Adlai Trone – vs. TAL – 6/2/00

Season:

1. 1,268 – Adlai Trone – 2000
2. 1,235 – Detronn Harris – 2005
3. 857 – Carlos McNeary – 2004
4. 697 – Herman Bell – 2002
5. 639 – Terrance Harris – 2001

Career:

1. 1,840 – Adlai Trone – 2000-01
2. 1,786 – Detronn Harris – 2004-05
3. 1,759 – Terrance Harris – 2001-05
4. 921 – Cedrick Buchannon – 2000-03
5. 857 – Carlos McNeary – 2004

Most Kickoff Return Touchdowns:

Game:

1. 3 – Adlai Trone – vs. TAL – 6/2/00
2. 2 – Herman Bell – vs. TVV – 7/13/02
D. Harris – vs. COL – 4/23/04

Season:

1. 8 – Adlai Trone - 2000
2. 6 – Terrance Harris – 2001
3. 5 – Herman Bell – 2000

Career:

1. 10 – Adlai Trone – 2000-01
Terrance Harris – 2001-05
3. 7 – Detronn Harris – 2004-05
4. 5 – Herman Bell – 2002, 2005
5. 4 – Carlos McNeary – 2004

Longest Kickoff Return:

59 yards – T. Harris – at PEO – 6/23/01

DEFENSE - Superlative Game Records

Total Defense:

- Fewest Plays: 24 – vs. MEM – 4/23/05
 Fewest Yards Allowed: 106 – at TVV – 5/18/02
 Most Plays – 59 – vs. COL – 6/8/01
 – vs. RGV – 4/14/07
 Most Yards Allwd: 517 – vs. LOU – 5/5/06

Pass Defense:

- Fewest Attempts: 17 – 2x, last: at MEM – 6/18/05
 Fewest Completions: 9 – vs. ARK – 7/26/03
 Fewest Yds. Gained: 93 – at TVV – 5/18/02
 Most Attempts: 55 – vs. ARK – 6/9/00
 Most Completions: 33 – vs. TAL – 6/2/00
 Most Yds. Gained: 457 – vs. TAL – 6/2/00
 Most Interceptions: 6 – vs. LAF – 6/15/00

First Downs:

- Fewest Total: 6 – at COL – 6/15/02
 Most Total: 31 – at RIC – 5/19/00

Most Fumbles Recovered:

- 4 – at TUL – 6/17/00

Most Sacks:

- 5 – at LAF – 5/5/01

Most Blocked Kicks:

- 2 – at MAC – 4/14/05

SEASON RECORDS

Total Defense:

- Fewest Plays Per Game: 40.9 (2005)
 Fewest Yards Per Game: 200.0 (2002)
 Fewest Yards Allowed: 3,200 (2002)

Rushing Defense:

- Fewest Rushes Per Game: 7.6 (2005)
 Fewest Yards Allowed: 246 (2003)
 Fewest Yards Allowed Per Play: 1.9 (2003)
 Fewest Yards Allowed Per Game: 15.4 (2003)
 Fewest Touchdowns Allowed: 22 (2003)

Pass Defense:

- Fewest Attempts Per Game: 32.4 (2005)
 Fewest Completions Per Game: 18.4 (2002)
 Fewest Yards Allowed: 2,924 (2002)
 Fewest Yards Allowed Per Game: 182.8 (2002)
 Fewest Touchdowns Allowed: 49 (2002)

Scoring Defense:

- Fewest Points Allowed: 634 (2002)
 Fewest Touchdowns Allowed: 88 (2002)
 Most Blocked Kicks: 6 (2005)

PASS DEFENSE/INT

Passes Broken-Up

Season:

1. 23 – Terrance Harris - 2001
2. 21 – Michael Feagin – 2002
3. 19 – Alphonso Pogue – 2000
4. 17 – Adlai Trone – 2000
5. 17 – Bobby Keyes – 2006

Career:

1. 52 – Terrance Harris – 2001-05
2. 48 – Anthony Jordan – 2000-04
3. 29 – Adlai Trone – 2000-01

Most Interceptions:

Game:

1. 3 – Anthony Jordan – vs. MAC – 5/8/04
2. 2 – 9x, last: Bobby Keyes – vs. TVV – 5/20/06

Season:

1. 10 – Anthony Jordan – 2004
2. 8 – Bobby Keyes – 2006
2. 7 – George Williams – 2005
3. 6 – Anthony Jordan – 2003
Keon Mainor – 2005
5. 5 are tied with 5 INTs

Career:

1. 22 – Anthony Jordan – 2000-04
2. 9 – Adlai Trone – 2000-01
3. 8 – Cedrick Buchannon – 2000-03
Terrance Harris – 2001-05
Bobby Keyes – 2006

Most Interception Return Yards:

Season:

1. 106 – George Williams - 2005
2. 95 – Michael Feagin – 2002
3. 86 – Anthony Jordan – 2004
4. 70 – Jonathan Jackson – 2001
5. 60 – Montressa Kirby – 2001

Career:

1. 156 – Anthony Jordan – 2000-04
2. 115 – Eldrick Hill – 2002-05
3. 106 – George Williams – 2004-05
4. 95 – Michael Feagin – 2002
5. 82 – Adlai Trone – 2000-01

Longest INT Return:

53 yards – Jonathan Jackson – vs. LAF – 6/15/01

Most Interception Return Touchdowns:

Season:

1. 2 – Johnny Anderson – 2001
Cedrick Buchannon – 2001
Michael Feagin – 2002

Career:

1. 3 – Anthony Jordan – 2000-04
2. 5 are tied with 2

TACKLES/SACKS

Most Tackles:

Game:

1. 11.5 – T.J. Perry – at COL – 7/12/03
2. 10.5 – T. Harris – vs. ARK – 4/20/01
K. Mainor – vs. LOU – 6/11/05
4. 9.5 – Terrance Harris – at TUL – 4/6/02

Season:

1. 89 – Alphonso Pogue – 2000
2. 65 – Adlai Trone – 2000
3. 63.5 – Michael Feagin – 2002
4. 60.5 – Anthony Jordan – 2004
Terrance Harris – 2004

Career:

1. 220.5 – Anthony Jordan – 2000-04
2. 199.5 – Terrance Harris – 2001-05



- 3. 160.0 – Cedrick Buchannon – 2000-03
- 4. 100.0 – Alphonso Pogue – 2000-01
- 5. 98.0 – Adlai Trone – 2000-01

Most Tackles For Loss:**Game:**

- 1. 3 – Paul Morgan – vs. COL – 6/8/01
– J. Brumbaugh – at SGA – 4/29/06
- 2. 2 – 10x, last: M. Bush – at MAC – 7/31/04

Season:

- 1. 10 – Jerry Turner – 2004
Marlon Bush – 2004
- 3. 7 – David Daniel – 2006
- 4. 6 – William Mayes – 2003
Jerry Turner – 2002

Career:

- 1. 19 – Jerry Turner – 2001-02, 04
- 2. 15.5 – David Daniel – 2002-06
- 3. 11 – William Mayes – 2001-03
- 4. 10 – Marlon Bush – 2004
- 5. 7 – Jeff Hannah – 2001-02

Most Sacks:**Game:**

- 1. 3 – William Mayes – at MEM – 6/14/03
- 2. 2.5 – K. Jackson – vs. TVV – 7/29/06
- 2. 2 – 6x, last: Marlon Bush – at MAN – 5/21/04

Season:

- 1. 8.5 – Jerry Turner – 2004
- 2. 8.0 – William Mayes – 2003
- 3. 7.5 – Marlon Bush – 2004
Jerry Turner – 2002
- 5. 5.5 – Kamau Jackson – 2006
– Jerry Turner – 2001

Career:

- 1. 21.5 – Jerry Turner – 2001-02, 04
- 2. 15.5 – William Mayes – 2001-03
- 3. 9.5 – David Daniel – 2002-06
- 3. 7.5 – Marlon Bush – 2004

QB PRESSURE/FUMBLES**Most Quarterback Hurries:****Season:**

- 1. 4 – Jerry Turner – 2004
- 2. 3 – Eugene Phillips – 2004
- 3. 7 are tied with 2

Career:

- 1. 7 – Jerry Turner – 2001-02, 04
- 2. 5 – James Lewis – 2000-05
- 3. 3 – Eugene Phillips – 2004
William Mayes -2000-03
- 5. 4 are tied with 2

Most Fumbles Forced:**Season:**

- 1. 3 – William Mayes – 2002

- 2. 13 are tied with 2

Career:

- 1. 4 – Anthony Jordan – 2000-04
Johnny Anderson – 2001-02
William Mayes – 2001-03
- 4. 3 – Jerry Turner – 2001-02, 04
Jeff Hannah – 2001-02

Most Fumbles Recovered:**Season:**

- 1. 3 – Larry Huntington – 2004
Johnny Anderson – 2001
Chris Edwards – 2000
Cedrick Buchannon – 2000

Career:

- 1. 4 – Anthony Jordan – 2000-04
Johnny Anderson – 2001-02
Cedrick Buchannon – 2000-03

Post-Season Records

Games Played: 5

- First Round: 3 (1-2)
- Second Round: 1 (1-0)
- Conference Championship: 1 (0-1)
- ArenaCup: No appearances

Victories: 2

Losses: 3

DETAILED RESULTS

2001 First Round

Richmond 67 Birmingham 60

July 30, 2001

Richmond Coliseum – Richmond, VA

2002 First Round

Birmingham 65 Tennessee Valley 51

August 3, 2002

Von Braun Center – Huntsville, AL

2002 Second Round

Birmingham 53 Tulsa 34

August 10, 2002

Tulsa Convention Center – Tulsa, OK

2002 Conference Championship

Peoria 79 Birmingham 33

August 17, 2002

BJCC Arena – Birmingham, AL

2004 First Round

Cape Fear 54 Birmingham 53

August 7, 2004

Crown Coliseum – Fayetteville, NC

TEAM RECORDS

Most Points: 65 – at TVV – 8/3/02

Most First Downs: 24 – at TUL – 8/10/02

Most Net Yards Rushing: 55 – at CPF
– 8/7/04Most Net Yards Passing: 289 – at TUL
– 8/10/02Most Total Offense: 331 – at TUL
– 8/10/02Most Passes Attempted: 35 – vs. PEO
– 8/17/02Most Passes Comp.: 21 – 2x, last: vs. PEO
– 8/17/02Most Field Goal Atts: 2 – 3x, last: at CPF
– 8/7/04Most INTs Thrown: 1 – 2x, last: vs. PEO
– 8/17/02Most Yards Penalized: 138 – at RIC
– 7/30/01

Most Penalties: 16 – at RIC – 7/30/01

Most Fumbles Lost: 1 – 4x, last: at CPF
– 8/7/04Most Points/Quarter: 29 – at RIC
– 7/30/01Highest Avg. Gain/Play: 6.9 – at TUL
– 8/10/02

Fewest Plays: 35 – at RIC – 7/30/01

Fewest Yards: 188 – at CPF – 8/7/04

Rushing:

Most Attempts: 19 – at TVV – 8/3/02

Most Yards: 55 – at CPF – 8/7/04

Most Touchdowns: 5 – at TVV – 8/3/02

Highest Avg. Gain/Rush: 3.2 – at CPF
– 8/7/04

Fewest Rushes: 5 – at RIC – 7/30/01

Fewest Yards: (-9) – at RIC – 7/30/01

Passing:

Most Attempts: 35 – vs. PEO – 8/17/02

Most Completions: 21 – 2x, last: vs. PEO
– 8/17/02

Most Yards: 289 – at TUL – 8/10/02

Most Touchdowns: 8 – at RIC – 7/30/01

Fewest Attempts: 22 – at CPF – 8/7/04

Fewest Completions: 12 – at CPF – 8/7/04

Fewest Yards: 133 – at CPF – 8/7/04

Most Interceptions: 1 – 2x, last: vs. PEO
– 8/17/02**Team Postseason Superlatives:****TOTAL OFFENSE:****Most Plays:**

- 1. 48 – at TUL – 8/10/02
- 2. 46 – at TVV – 8/13/02
- 3. 42 – vs. PEO – 8/17/02
- 4. 41 – at CPF – 8/7/02
- 5. 35 – at RIC – 7/30/01

Most Yards:

- 1. 331 – at TUL – 8/10/02
- 2. 270 – at TVV – 8/3/02
- 3. 252 – vs. PEO – 8/17/02



4. 238 – at RIC – 7/30/01
5. 188 – at CPF – 8/7/04

Most Rushes:

1. 19 – at TVV – 8/3/02
2. 17 – at CPF – 8/7/04
3. 16 – at TUL – 8/10/02
4. 7 – vs. PEO – 8/17/04
5. 5 – at RIC – 7/30/01

Most Yards Rushing:

1. 55 – at CPF – 8/7/04
2. 48 – at TVV – 8/3/02
3. 42 – at TUL – 8/10/02
4. 5 – vs. PEO – 8/17/02
5. (-9) – RIC – 7/30/01

Most Touchdowns Rushing:

1. 5 – at TVV – 8/3/02
2. 4 – at CPF – 8/7/04
3. 2 – at TUL – 8/10/02
4. 1 – vs. PEO – 8/17/02

Most Attempts:

1. 35 – vs. PEO – 8/17/02
2. 31 – at TUL – 8/10/02
3. 30 – at RIC – 7/30/01
4. 27 – at TVV – 8/3/02
5. 22 – at CPF – 8/7/04

Most Completions:

1. 21 – vs. PEO – 8/17/02
2. 21 – at TUL – 8/10/02
3. 17 – at TVV – 8/3/02
4. 15 – at RIC – 7/30/01
5. 12 – at CPF – 8/7/04

Most Yards:

1. 289 – at TUL – 8/10/02
2. 247 – vs. PEO – 8/17/02
at RIC – 7/30/01
4. 222 – at TVV – 8/3/02
5. 133 – at CPF – 8/7/04

Most Touchdowns Passing:

1. 8 – at RIC – 7/30/01
2. 6 – at TUL – 8/10/02
3. 4 – at CPF – 8/7/04
vs. PEO – 8/17/02
5. 3 – at TVV – 8/3/02

Most Had Intercepted:

1. 1 – 2x, last: at TVV – 8/3/02

Most Intercepted By:

1. 3 – at TVV – 8/3/02
2. 1 – at TUL – 8/10/02
at RIC – 7/30/01

KICKOFF RETURNS

Most Kickoff Returns:

1. 8 – vs. PEO – 8/17/02

2. 7 – at TVV – 8/3/02
3. 5 – at RIC – 7/30/01
4. 3 – at CPF – 8/7/04
at TUL – 8/10/04

Most Kickoff Return Yards:

1. 135 – at RIC – 7/30/01
2. 125 – vs. PEO – 8/17/02
3. 97 – at CPF – 8/7/04
4. 81 – at TVV – 8/3/02
5. 30 – at TUL – 8/10/02

FIRST DOWNS

Most First Downs:

1. 24 – at TUL – 8/10/02
2. 20 – at CPF – 8/7/04
3. 15 – at RIC – 7/30/01
4. 13 – vs. PEO – 8/17/02
5. 13 – at TVV – 8/3/02

Most First Downs Rushing:

1. 6 – at CPF – 8/7/04
2. 5 – at TUL – 8/10/02
3. 2 – vs. PEO – 8/17/02
at TVV – 8/3/02

Most First Downs Passing:

1. 17 – at TUL – 8/10/02
2. 11 – vs. PEO – 8/17/02
at RIC – 7/30/01
4. 10 – at CPF – 8/7/02
5. 9 – at TVV – 8/3/02

Most First Downs by Penalty:

1. 4 – at CPF – 8/7/04
at RIC – 7/30/01
3. 2 – at TUL – 8/10/02
at TVV – 8/3/02

FUMBLES, SACKS & PENALTIES

Most Fumbles:

1. 3 – at TUL – 8/10/02
2. 1 – at CPF – 8/7/04
vs. PEO – 8/17/02
at TVV – 8/3/02
at RIC – 7/30/01

Most Fumbles Lost:

1. 1 – at CPF – 8/7/04
vs. PEO – 8/17/02
at TUL – 8/10/02
at RIC – 7/30/01

Most Penalties:

1. 16 – at RIC – 7/30/01
2. 10 – at TVV – 8/3/02
3. 9 – at TUL – 8/10/02
at CPF – 8/7/04
5. 7 – vs. PEO – 8/17/02

Most Penalty Yards:

1. 138 – at RIC – 7/30/01

2. 73 – at TVV – 8/3/02
3. 63 – at CPF – 8/7/04
4. 57 – at TUL – 8/17/023.
5. 41 – vs PEO – 8/17/02

Most Sacks By:

1. 1 – at CPF – 8/7/04
at TUL – 8/10/02
at TVV – 8/3/02

Individual Postseason Superlatives:

RUSHING

Most Attempts:

1. 10 – M. Kirby – at TVV – 8/3/02
2. 8 – Dontae Walker – at CPF – 8/7/04
3. 7 – Montressa Kirby – at TUL – 8/10/02
4. 4 – Jeff Aaron – at CPF – 8/7/04

Most Yards:

1. 35 – Dontae Walker – at CPF – 8/7/04
2. 20 – Herman Bell – at TUL – 8/10/02
3. 15 – L. Huntington – at TVV – 8/3/02
4. 14 – M. Kirby – at TVV – 8/3/02
5. 13 – Jeff Aaron – at CPF – 8/7/04

Most Touchdowns:

1. 4 – Montressa Kirby – at TVV – 8/3/02
2. 7 are tied with 1

Longest Rushing Touchdowns:

1. 10 yds. – Larry Huntington – at TVV – 8/3/02
2. 8 yds. – M. Kirby – at TVV – 8/3/02

PASSING

Most Passes Attempted:

1. 35 – M. Kirby – vs. PEO – 8/17/02
2. 31 – M. Kirby – at TUL – 8/10/02
3. 30 – Chris Windsor – at RIC – 7/30/01
4. 27 – M. Kirby – at TVV – 8/3/02
5. 21 – Jeff Aaron – at CPF – 8/7/04

Most Yards Passing:

1. 296 – M. Kirby – at TUL – 8/10/02
2. 247 – M. Kirby – vs. PEO – 8/17/02
C. Windsor – at RIC – 7/30/01
4. 222 – M. Kirby – at TVV – 8/3/02
5. 144 – Jeff Aaron – at CPF – 8/7/04

Best Completion Percentage:

1. 67.7% – M. Kirby – at TUL – 8/10/02
2. 62.9% – M. Kirby – at TVV – 8/3/02
3. 60.0% – M. Kirby – vs. PEO – 8/17/02
4. 57.1% – Jeff Aaron – at CPF – 8/7/04
5. 51.7% – C. Windsor – at RIC – 7/30/01

Longest Pass Completion:

1. 45 yds – M. Kirby – at TUL – 8/10/02
M. Kirby – at TVV – 8/3/02



RECEIVING

Most Receptions:

- 11 – Herman Bell – at TVV – 8/3/02
- 7 – Herman Bell – vs. PEO – 8/17/02
- 6 – C. Buchannon – vs. PEO – 8/17/02
Herman Bell – at TUL – 8/10/02
Wayne Thomas – at RIC – 7/30/01

Most Yards Receiving:

- 147 – Herman Bell – at TVV – 8/3/02
- 103 – W. Thomas – at RIC – 7/30/01
- 98 – L. Huntington – at TUL – 8/10/02
- 91 – A. Jordan – at TUL – 8/10/02
- 82 – Herman Bell – vs. PEO – 8/17/02
C. Buchannon – at RIC – 7/30/01

Most Touchdowns Receiving:

- 5 – Wayne Thomas – at RIC – 7/30/01
- 3 – Herman Bell – at TUL – 8/10/02

KICKOFFS

Most Kickoff Returns:

- 7 – Herman Bell – vs. PEO – 8/17/02
- 4 – Herman Bell – at TVV – 8/3/02
Terrance Harris – at RIC – 7/30/01
- 3 – Carlos McNeary – at CPF – 8/7/04
- 2 – Herman Bell – at TUL – 8/10/02

Most Kickoff Return Yards:

- 124 – T. Harris – at RIC – 7/30/01
- 109 – H. Bell – vs. PEO – 8/17/02
- 97 – C. McNeary – at CPF – 8/7/04
- 72 – Herman Bell – at TVV – 8/3/02
- 16 – Herman Bell – at TUL – 8/10/02

Longest Kickoff Return:

52 yds. – C. McNeary – at CPF – 8/7/04

FIELD GOALS

Most Attempts:

- 2 – Rhett Gallego – at CPF – 8/7/04

M. Vaughn – vs. PEO – 8/17/02

M.I Vaughn – at TVV – 8/3/02

- 1 – Brian Holmes – at RIC – 7/30/01

Most Made:

The Steeldogs have never converted a FG in the postseason

Longest Field Goal:

The Steeldogs have never converted a FG in the postseason

INTERCEPTIONS

Most Interceptions:

- 2 – Michael Feagin – at TVV – 8/3/02
- 1 – Michael Feagin – at TUL – 8/10/02
David Daniel – at TVV – 8/3/02
C. Buchannon – at RIC – 7/30/01

Longest Interceptions Return:

16 yds. – M. Feagin – at TVV – 8/3/02

Steeldogs All-Time Roster

| No. | Name | Pos. | College | Years | | | | | |
|----------|--------------------|-------|-------------|---------|--------|--------------------|-------|--------------|---------|
| | Plyd | | | | 88 | Daniel, David | OL/DL | Alabama | 2002-06 |
| | | | | | 64 | Daniels, Dwayne | OL/DL | Cent St | 2000 |
| 10 | Aaron, Jeff | QB | UAB | 2003-04 | 37 | Davis, Eric | DLS | Ga. Southern | 2006 |
| 10 | Ajiodo, Emmanuel | WR/DB | Paul Qn. | 2005 | 77 | Dawson, Ja Ja | OL/DL | CSU (Ohio) | 2000-01 |
| 6 | Ajigbeda, Segun | FB/LB | Ark. St. | 2003-04 | 93 | Deboise, Deon | OL/DL | Jackson St | 2006 |
| 48 | Alexander, Shaun | FB/LB | UAB | 2000-01 | 37 | Dollerson, Terry | FB/LB | UAB | 2001 |
| 4 | Anderson, Johnny | WR/DB | N/A | 2001-02 | 41 | Edwards, Chris | FB/LB | Alabama | 2000 |
| 12 | Balazik, Brian | QB | So. Miss | 2005 | 58 | Eggleston, Chris | OL/DL | Memphis | 2002 |
| 10, 4 | Bell, Herman | WR/DB | Jville St | 2002-05 | 9 | Ellington, Thomas | WR/LB | Tenn. St. | 2000 |
| 28 | Blackmon, Donald | WR/DB | UAB | 2000 | 22 | Ellison, Darius | DS | UTEP | 2005 |
| 7 | Blackwell, Marquel | QB | South Fla. | 2006 | 48 | Epkins, Patrick | FB/LB | Troy St. | 2004 |
| 8 | Blevins, Anthony | CB | UAB | 2000 | 12 | Evans, Kenton | QB | Tenn. St. | 2004 |
| 48 | Billings, Patrick | FB/LB | Stillman | 2005 | 51 | Fakunle, Samuel | OL/DL | N. Alabama | 2006 |
| 27 | Bishop, Fred | WR/DB | Samford | 2000 | 14 | Foster, Chris | WR/DB | SH St. | 2001 |
| 85 | Birl, Howard | OL/DL | Tuskegee | 2000 | 8 | Feagin, Michael | DS | Alabama | 2002 |
| 60 | Black, Floyd | OL/DL | Harding | 2005 | 7 | Fulgham, Michael | WR/LB | Alabama | 2005 |
| 80 | Branch, Robert | OL/DL | Stillman | 2003 | 14 | Gallahan, Tim | QB | Jville St. | 2005 |
| 3 | Brooks, Scott | K | Jville St | 2002 | 19 | Gallego, Rhett | K | UAB | 2003-04 |
| 44 | Browden, Terrell | FB/LB | So. Miss. | 2006 | 20 | Gholar, Michael | DS | Miss. St | 2006 |
| 96 | Brumbaugh, Jimmy | OL/DL | Auburn | 2003 | 14 | Griffith, Julius | DS | Miss. St | 2003 |
| 29, 10 | Buchannon, Cedrick | WR/DB | UAB | 2000-03 | 90 | Hannah, Jeff | OL/DL | UAB | 2001-02 |
| 16 | Buchannon, Ossie | WR/DB | Samford | 2006 | 8, 9 | Harris, Detronn | OS | W. Ga | 2004-05 |
| 90 | Bush, Marlon | OL/DL | UAB | 2004 | 5 | Harris, Erick | DS | Liberty | 2006 |
| 14 | Campbell, Ty | QB | Bethel | 2001 | 5, 2 | Harris, Terrance | DS | Lambuth | 2001-05 |
| 3 | Carter, Demontray | WR/DB | Troy St | 2003-04 | 42,48 | Harrison, Tommy | FB/LB | UAB | 2000-02 |
| 18 | Chatman, Telford | QB | Arkansas | 2002 | 33, 9 | Haugabrook, Brian | WR/LB | Florida | 2003-04 |
| 9 | Chavez, Bradley | OS | UAB | 2006 | 82 | Henson, Jimmi | OL/DL | Jville St | 2002-04 |
| 19 | Cirincione, Vinny | K | N/A | 2005 | 3,4,14 | Hill, Eldrick | DS | Ala St. | 2002-05 |
| 99 | Clark, James | OL/DL | Chattanooga | 2006 | 9 | Holmes, Aryvia | OS | Samford | 2003 |
| 4 | Clark, Jonathan | WR/DB | Samford | 2003 | 1,3 | Holmes, Brian | K | Samford | 2001-02 |
| 99,96,18 | Cloud, Derrick | OL/DL | Miles | 2004-05 | 78 | Hoyt, Jermaine | OL/DL | Jville St. | 2003 |
| 14 | Cole, Chris | WR/DB | C. Okla. | 2005 | 1 | Huntington, Larry | WR/LB | Miss. St | 2002-05 |
| 14 | Coleman, Percy | WR/DB | UAB | 2003 | 33 | Hutchins, Larry | WR/LB | Ky Wslyn | 2003 |
| 99 | Corhen, Bryan | OL/DL | Ga. Tech | 2002 | 77 | Ingram, Tarrence | OL/DL | Fla A&M | 2002 |
| 99 | Crosby, Undrae | OL/DL | UAB | 2003 | 2,10 | Jackson, Johnathan | WR/LB | W. Ala | 2001-03 |
| 56 | Crusoe, Maurice | OL/DL | Miles | 2000 | 99 | Jackson, Kamau | FB/LB | Miss. St | 2005-06 |
| 3 | Cunningham, Brian | K | Alabama | 2002 | 6 | Jackson, Quincy | WR/LB | Alabama | 2004 |



| | | | | | | | | | |
|--------|--------------------|-------|------------|---------|--------|--------------------|-------|-------------|-----------|
| 77 | Johnson, Troy | OL/DL | LSU | 2004-05 | 12 | Ricks, Thomas | QB | Southern | 2005 |
| 78 | Jones, Rodney | OL/DL | UAB | 2003 | 11 | Ridley, Robbie | DS | Albany St. | 2001 |
| 22,87 | Jordan, Anthony | WR/LB | Samford | 2000-04 | 7 | Robison, Ted | QB | CalPoly St | 2000 |
| 8 | Kellett, Josh | QB | Samford | 2003 | 2 | Roe, Quincy | DS | Kansas | 2003 |
| 1 | Kent, Robert | QB | Jackson St | 2006 | 86 | Rogers, Kendrick | OL/DL | Ala A&M | 2005 |
| 2 | Keyes, Bobby | DS | UAB | 2006 | 11,9 | Ross, Ernest | WR/DB | UAB | 2001-02 |
| 82 | King, Reginald | OL/DL | UAB | 2001 | 75,99 | Rowan, Jackie | OL/DL | Ala St | 2000-02 |
| 40 | King, Scott | FB/LB | UAB | 2001 | 37 | Royal, Erwin | DS | Stillman | 2003 |
| 19 | Kirby, Montressa | WR/DB | Jville St. | 2001-02 | 42 | Sanders, Theo | FB/LB | Alabama | 2006 |
| 44 | Lane, Ezra | FB/LB | Ala St | 2000 | 75 | Scott, Douglas | OL/DL | Kutztown | 2000 |
| 98 | Lewis, James | OL/DL | UAB | 2000-05 | 18 | Sears, Corey | FB/LB | Troy | 2003 |
| 18, 12 | Linn, Roger | QB | ArkPB | 2004-05 | 3 | Sheffield, Allyn | WR/DB | South Fla. | 2006 |
| 77 | Logan, Terrie | OL/DL | Fla A&M | 2003 | 40 | Sigler, Kelvin | DS | Alabama | 2002 |
| 2 | Mainor, Keon | DS | Morehouse | 2005-06 | 24 | Sills, Steve | WR/DB | Tenn. Tech | 2006 |
| 86 | Major, Michael | OL/DL | Sav. St | 2005 | 1 | Simmons, Eric | K | N/A | 2000 |
| 82 | Malone, James | OL/DL | UAB | 2005 | 46 | Smith, Taalib-Din | FB/LB | N.C. A&T | 2005 |
| 56 | Mason, Erskin | FB/LB | Taft | 2000 | 5 | Stanley, Steve | WR/DB | Alabama | 2000 |
| 85 | Mayes, William | OL/DL | La Tech | 2001-03 | 1 | Stewart, Brandon | K | Kent/Hiram | 2000 |
| 85 | Meredith, Dion | OL/DL | Morris Brn | 2005 | 22 | Story, Lawrence | WR/LB | Jackson St | 2006 |
| 40 | McClintock, Dustin | FB/LB | Alabama | 2003 | 2 | Thomas, Wayne | OS | Miles | 2000-02 |
| 4 | McNeary, Carlos | WR/DB | Bethel | 2004 | 6 | Thompson, Mo | WR/DB | West Ala. | 2000 |
| 63 | Mitchem, Wes | OL/DL | Jville St. | 2000 | 77 | Toguchi, Masanori | OL/DL | Wake Forest | 2003 |
| 64,96 | Moore, Jimmy | OL/DL | SC State | 2000-03 | 3 | Trone, Adlai | DS | Auburn | 2000-01 |
| 33 | Morgan, Paul | FB/LB | Vanderbilt | 2001-02 | 80 | Turner, Jerry | OL/DL | Tenn. Tech | 01-02, 04 |
| 85 | Morgan, Sterrick | OL/DL | UAB | 2000 | 73 | Tyner, Matt | OL/DL | New Mexico | 2000 |
| 40 | Myles, RaJohn | FB/LB | UAB | 2004 | 90 | Vanderpool, Jerry | OL/DL | MTSU | 2006 |
| 19 | Oden, Desmond | WR/DB | UAB | 2001 | 18 | Vaughn, Michael | K | Bentley | 2002 |
| 80 | Pahulu, Alex | OL/DL | N. Texas | 2005 | | Wada, Hideaki | WR/DB | Kokushikan | 2005 |
| 8 | Paul, Larry | FB/LB | UNA | 2005 | 78 | Waddell, Bennitte | OL/DL | Tuskegee | 2004 |
| 3 | Palazzo, Brad | K | Tulane | 2002 | 33, 48 | Walker, Dontae | FB/LB | Miss State | 2004 |
| 14 | Perry, James | QB | Brown | 2001 | 19 | Walls, Alex | K | Tennessee | 2005-06 |
| 37 | Perry, TJ | DS | M'head St | 2003 | 37 | Warner, Avery | DS | UAB | 2003 |
| 96,58 | Phillips, Eugene | OL/DL | Ga So. | 2004 | 6 | Washington, Dejuan | FB/LB | La Tech | 2000-02 |
| 80 | Philyaw, Mareno | WR/LB | Troy | 2006 | 29 | Watson, Derrick | DS | Jcksn St | 2004 |
| 37,11 | Pogue, Alphonso | DS | Ala St | 2000-01 | 21 | Wells, Nathan | WR/DB | UAB | 2000 |
| 65 | Poole, Robert | OL/DL | Tenn. | 2000 | 2 | Williams, George | DS | Mars Hill | 2004-05 |
| 78 | Powell, Ozell | OL/DL | Ala | 2001-02 | 11 | Williams, Troy | QB | We Ala | 2000 |
| 3 | Powers, Jason | K | UAB | 2002 | 90 | White, Deon | OL/DL | Jville St. | 2005 |
| 44 | Ramsey, Tawfiq | FB/LB | Sav. St | 2005 | 12 | Windsor, Chris | QB | So Miss | 2000-01 |
| 11 | Randle, Milas | WR/LB | Miss St | 2005 | 18 | Zow, Andrew | QB | Alabama | 2004-05 |
| 29 | Reed, Gary | WR/LB | Samford | 2003 | | | | | |

Big-League Steeldogs

The following is a list of former Steeldogs' players who have advanced to the Arena Football League, the Canadian Football League and the National Football League.

NFL

| | | |
|------------------|----|--------------------|
| Brian Holmes | K | Atlanta, Tennessee |
| Brian Haugabrook | WR | Cleveland |
| Detronn Harris | WR | Carolina |
| Erick Harris | DS | Philadelphia |

CFL

| | | |
|----------------|-------|--------------------------|
| Micahel Gholar | FB/LB | Saskatchewan |
| Brian Holmes | K | British Columbia, Ottawa |

| | | |
|------------------|----|------------------|
| Aryvia Holmes | WR | Montreal |
| Bennitte Waddell | OL | British Columbia |

AFL

| | | |
|-----------------|-------|---------------------------------------|
| Bobby Keyes | DS | Dallas |
| Terrell Browden | FB/LB | Colorado |
| James Clark | OL | Georgia |
| Jerry Turner | DL | Las Vegas |
| Herman Bell | WR | Detroit, Orlando, Colorado, Las Vegas |
| William Mayes | DL | Las Vegas |
| Ernest Ross | WR | Detroit |
| Detronn Harris | WR | Georgia, Nashville |



Year-by-Year Results

2000 Season

Regular-Season Record: 7-9

Finished 5th National Conference

Did Not Make Postseason

Head Coach: Bobby Humphrey

| Date | Opponent | Score |
|------|-----------------|----------|
| 3/31 | vs. T. Valley | L, 18-59 |
| 4/7 | vs. Greensboro | W, 18-7 |
| 4/22 | vs. Pensacola | L, 34-43 |
| 4/9 | vs. Roanoke | W, 36-34 |
| 5/6 | at Pensacola | L, 42-69 |
| 5/12 | at Carolina | L, 24-53 |
| 5/19 | at Richmond | W, 37-23 |
| 5/26 | at Jacksonville | L, 38-53 |
| 6/2 | vs. Tallahassee | W, 86-74 |
| 6/9 | vs. Arkansas | W, 58-55 |
| 6/17 | at Tulsa | L, 50-57 |
| 6/24 | vs. Tulsa | W, 56-45 |
| 7/1 | at Roanoke | W, 61-43 |
| 7/15 | at T. Valley | L, 50-61 |
| 7/22 | at Quad City | L, 21-82 |
| 7/29 | vs. Quad City | L, 37-67 |

2001 Season

Regular-Season Record: 12-4

Finished 2nd in National Conf. - S. Central

Lost First Round of Postseason

Head Coach: Bobby Humphrey

| Date | Opponent | Score |
|----------|-----------------|---------------|
| 4/7 | at Bossier City | W, 63-57 (OT) |
| 4/14 | at Louisville | W, 39-21 |
| 4/20 | vs. Arkansas | W, 73-46 |
| 4/28 | vs. T. Valley | L, 42-51 |
| 5/5 | at Lafayette | W, 60-49 |
| 5/12 | vs. Peoria | W, 65-42 |
| 5/19 | at Arkansas | L, 27-60 |
| 5/26 | at Lincoln | W, 50-49 |
| 6/2 | vs. Pensacola | W, 57-48 |
| 6/8 | vs. Columbus | W, 64-14 |
| 6/15 | vs. Lafayette | W, 75-31 |
| 6/23 | at Peoria | W, 38-28 |
| 6/29 | vs. Baton Rouge | W, 69-48 |
| 7/7 | at T. Valley | L, 48-52 |
| 7/14 | at Baton Rouge | L, 36-68 |
| 7/21 | vs. Memphis | W, 67-39 |
| Playoffs | | |
| 7/30 | at Richmond | L, 60-67 |

2002 Season

Regular-Season Record: 11-5

Finished 2nd in National Conf - South Lost National Conference

Championship

Head Coach: Bobby Humphrey

| Date | Opponent | Score |
|------|----------|----------|
| 4/6 | at Tulsa | L, 42-55 |

| | | |
|----------|------------------|---------------|
| 4/12 | vs. Mobile | W, 47-26 |
| 4/20 | at Pensacola | W, 70-40 |
| 4/27 | vs. Columbus | W, 69-26 |
| 5/3 | at Florida | W, 49-31 |
| 5/11 | vs. Pensacola | W, 48-40 |
| 5/18 | at T. Valley | L, 20-45 |
| 6/1 | vs. Bossier City | W, 47-35 |
| 6/7 | vs. Louisville | W, 45-32 |
| 6/15 | at Columbus | W, 50-31 |
| 6/22 | vs. Macon | L, 61-71 |
| 6/28 | vs. Arkansas | L, 44-45 (OT) |
| 7/5 | at Mobile | W, 53-24 |
| 7/13 | vs. T. Valley | L, 44-53 |
| 7/20 | at Macon | W, 48-46 |
| 7/27 | at Louisville | W, 77-34 |
| Playoffs | | |
| 8/3 | at T. Valley | W, 65-51 |
| 8/10 | at Tulsa | W, 53-34 |
| 8/17 | vs. Peoria | L, 33-79 |

2003 Season

Regular-Season Record: 7-9

Finished 4th in American Conf. - South Did Not Make Postseason

Head Coach: Bobby Humphrey

| Date | Opponent | Score |
|------|------------------|---------------|
| 4/4 | vs. Cincinnati | W, 63-33 |
| 4/11 | vs. Bossier City | W, 57-43 |
| 4/19 | at Macon | L, 29-49 |
| 4/26 | at Charleston | L, 37-38 |
| 5/3 | at Florida | W, 38-35 (OT) |
| 5/10 | vs. Louisville | L, 37-40 |
| 5/23 | at Albany | L, 47-56 |
| 5/31 | vs. Macon | W, 63-37 |
| 6/6 | vs. Columbus | W, 56-40 |
| 6/14 | at Memphis | W, 51-36 |
| 6/21 | vs. T. Valley | L, 35-54 |
| 6/28 | at T. Valley | L, 58-60 |
| 7/5 | at Arkansas | W, 55-54 |
| 7/12 | at Columbus | L, 42-43 |
| 7/19 | vs. Florida | L, 35-57 |
| 7/26 | vs. Arkansas | L, 32-41 |

2004 Season

Regular-Season Record: 10-6

Finished 2nd in American Conf. - South Lost First Round of Postseason

Head Coach: Bobby Humphrey

| Date | Opponent | Score |
|------|-----------------|---------------|
| 3/27 | at Bossier City | L, 41-63 |
| 4/10 | vs. Memphis | W, 44-27 |
| 4/17 | at Arkansas | W, 56-40 |
| 4/23 | vs. Columbus | W, 77-45 |
| 5/8 | vs. Macon | W, 55-27 |
| 5/14 | vs. Florida | W, 55-34 |
| 5/21 | at Manchester | W, 52-49 |
| 5/29 | vs. T. Valley | W, 36-30 (OT) |

| | | |
|----------|----------------|----------|
| 6/5 | at Columbus | L, 42-44 |
| 6/12 | vs. Green Bay | W, 56-54 |
| 6/19 | at T. Valley | L, 64-67 |
| 6/26 | vs. Rio Grande | W, 59-58 |
| 7/10 | at Florida | L, 28-55 |
| 7/17 | at Quad City | L, 22-55 |
| 7/24 | vs. Peoria | L, 42-46 |
| 7/31 | at Macon | W, 50-31 |
| Playoffs | | |
| 8/7/04 | at Cape Fear | L, 53-54 |

2005 Season

Regular-Season Record: 2-14

Finished 5th in American Conf. - South Did Not Make Postseason

Head Coach: Bobby Humphrey

| Date | Opponent | Score |
|------|----------------|----------|
| 4/9 | vs. San Diego | L, 57-58 |
| 4/14 | at Macon | L, 50-67 |
| 4/23 | vs. Memphis | L, 24-60 |
| 4/30 | at Louisville | L, 46-48 |
| 5/7 | vs. S. Georgia | L, 49-69 |
| 5/14 | at San Diego | L, 44-77 |
| 5/21 | at Arkansas | L, 60-61 |
| 5/28 | vs. Green Bay | W, 55-26 |
| 6/4 | at Florida | L, 40-56 |
| 6/11 | vs. Louisville | L, 61-69 |
| 6/18 | at Memphis | L, 32-62 |
| 6/24 | at Green Bay | L, 41-69 |
| 7/9 | vs. Macon | L, 51-68 |
| 7/16 | at S. Georgia | W, 23-20 |
| 7/23 | vs. Arkansas | L, 42-55 |
| 7/30 | vs. Florida | L, 27-28 |

2006 Season

Regular-Season Record: 7-9

Finished 4th in American Conf. - South Did Not Make Postseason

Head Coach: Ron Selesky

| Date | Opponent | Score |
|------|----------------|--------------|
| 4/8 | vs. Everett | W, 41-36 |
| 4/14 | vs. Rio Grande | L, 43-44(OT) |
| 4/21 | at Louisville | L, 40-62 |
| 4/29 | at S. Georgia | W, 40-34 |
| 5/5 | vs. Louisville | W, 63-60 |
| 5/13 | at Florida | L, 44-62 |
| 5/20 | at T. Valley | L, 17-21 |
| 5/27 | vs. Macon | W, 71-30 |
| 6/3 | at Everett | L, 31-40 |
| 6/10 | vs. S. Georgia | W, 42-35 |
| 6/17 | at Memphis | W, 43-42 |
| 6/24 | vs. Florida | L, 27-60 |
| 7/8 | at Rio Grande | W, 84-46 |
| 7/15 | at Macon | L, 47-52 |
| 7/22 | vs. Memphis | L, 52-56 |
| 7/29 | vs T. Valley | L, 40-55 |



**The
af2**



Arena Football Mission Statement

To serve our community with pride and passion as a quality example of individual and team excellence on the field, in the office, at the arena and within the community by consistently exceeding our customers' expectations by demonstrating the highest character, appreciation and respect for our game, customers, teammates and partners as a cost-effective and visionary organization providing a total entertainment experience.

Arena Football Fans Bill of Rights

In furtherance of our Mission Statement we, the players, coaches, officials, staff and owners of the Arena Football League are thankful to the Fans that we serve, appreciate their support and dedicate ourselves collectively to protecting their rights as the greatest sports and entertainment Fans in the world.

We believe that every Fan is entitled to a wholesome environment for guests and family members, free of violence, profane gestures and language or rude and invasive behavior that could in any way interfere with a first-class entertainment experience.

We believe that every Fan demands that we maintain absolute respect for the game of Arena Football and maintain the integrity of the finest of fair competition at all times.

We believe that every Fan deserves our very best effort on a consistent basis, on every play on the field, every action in the stands, every call to our office, and every involvement in our community.

We believe that every Fan is entitled to a total entertainment experience at an affordable cost for all members of the family from the time they arrive at the arena to the time they depart.

We believe that every Fan should receive the very best in competitive football, entertainment, merchandise, food and beverage for their purchasing power.

We believe that every Fan is entitled to interact with and have access to players and coaches for autographs and conversation in recognition of their support at every game.

We believe that Fans are entitled to fast, accurate, and complete information about our players, coaches, league, games, and performance.

We believe that Fans expect the Arena Football League to be comprised of gentlemen and ladies who are examples and role models for youth, free of physical violence, drugs, alcohol, and gambling abuse.

We believe that Fans expect us to honor our country and to be involved in our communities to make contributions for a better, safer, and more positive place to live.

We believe that Fans should know that we are committed to serve and not to be served, to give and not to just take, and to inspire and encourage people to higher levels of personal and professional achievement, growth, maturity, and respect for each other.





League Media Contacts

Marc Lestinsky, af2 Director of Media Services Phone:773.444.1090 Fax: 773.444.1010
8700 West Bryn Mawr, Suite 120 S; Chicago, IL 60631 E-mail: mlestinsky@arenafootball.com

| | | | | | |
|-------------------------|----------------------|---|--------------|--------------|-------------------------------------|
| Albany Conquest | Don Helbig | 51 South Pearl Street; Albany, NY 12207 | 518.487.2249 | 518.487.2228 | dhelbig@alabanyriverats.com |
| Amarillo Dusters | Warren McCarty | 600 S. Tyler, Suite 103, Amarillo, TX 79101 | 806.322.7277 | 806.322.5425 | warren@dustersfootball.com |
| Arkansas Twisters | Jake Hatley | 425 W. Broadway, Suite A; N. Little Rock, AR 72114 | 501.907.2330 | 501.907.2327 | jhatley@arkansas-twisters.com |
| Bakersfield Blitz | Dan Yopchick | 515 Truxtun Ave., Bakersfield, CA 93301 | 661.716.2548 | 661.377.2552 | dyopchick@bbblitz.com |
| Boise Burn | Bonnie Way Snider | 251 S. Capitol Blvd., Boise, ID 83702 | 208.472.2119 | 208.383.0194 | bwaysnider@idahosteelheads.com |
| Bossier Battle Wings | TBD | 4400 Barksdale Blvd., Bossier City, LA 71112 | 318.746.8755 | 318.746.8768 | |
| C. Valley Coyotes | Brian Allen | 970 Van Ness Ave; Fresno, CA 93721 | 559.263.9780 | 559.263.9786 | brianallen@centralvalleycoyotes.com |
| Cincinnati Jungle Kats | John Hamel | 100 Broadway Street, Cincinnati, OH 45202 | 513.421.4111 | 513.333.3040 | jhamel@usbankarena.com |
| Corpus Christi Sharks | Matt Vaughan | 101 N. Shoreline Blvd., Suite 208; Corpus Christi, TX 78401 | 361.882.9292 | 361.826.4905 | |
| Everett Hawks | Mike Lynch | 2213 Everett Ave. Suite A; Everett, WA 98201 | 425.252.4874 | 425.252.8982 | mlynch@everetthawks.com |
| Florida Firecats | Dave Parks | 11000 Everblades Parkway; Estero, FL 33928 | 239.390.2287 | 239.390.2286 | mediarelations@floridafirecats.com |
| Fort Wayne Fusion | Elvis Ahlborn | 702 W. Coliseum Boulevard, Fort Wayne, IN 46808 | 260.484.4095 | 260.484.4690 | elvis@fwfusion.com |
| Green Bay Blizzard | Dean Jackson | 1901 S. Oneida St. Green Bay, WI 54304 | 920.405.1264 | 920.405.1221 | nolsen@greenbayblizzard.com |
| Laredo Lobos | Nick Olsen | 1701 Jacaman Rd., Suite RP-1, Laredo, TX 78041 | 956.724.5626 | 956.724.1733 | edmundo_delatorre@yahoo.com |
| Louisville Fire | Edmundo de La Torre | 937 Phillips Lane; Louisville, KY 40221 | 502.368.0009 | 502.368.4006 | adam@louisvillefirefootball.com |
| Lubbock Renegades | Adam Luken | 9000 Memphis, Lubbock, TX 79423 | 806.744.5858 | 806.712.1153 | chris@lubbockrenegades.com |
| M. Valley Thunder | Chris Due | 888 Boardman-Canfield Rd, Suite A; Boardman, OH 44512 | 330.758.4232 | 330.758.5580 | ptesar@mahoningvalleythunder.com |
| Manchester Wolves | Phil Tesar | 848 Elm Street, Suite 203; Manchester, NH 03101 | 603.627.9653 | 603.625.9419 | kbertelmann@manchesterswolves.com |
| Okla. City Yard Dawgz | Karl-Sven Bertelmann | 100 W. Maine, Suite 175; Oklahoma City, OK 73102 | 405.228.3294 | 405.231.5425 | wjohnson@okyarddawgz.com |
| Quad City Steamwheelers | Wendy Johnson | 5403 Victoria Ave., Suite 10, Davenport, IA 52807 | 563.359.8423 | 563.355.3633 | chuck@lubbockrenegades.com |
| Rio Grande Dorados | Chuck Massarollo | 2600 N. 10th Street; Hidalgo, TX 78557 | 956.843.5656 | 956.843.6644 | media@killerbeehockey.com |
| South Georgia Wildcats | Rich Bocchini | 212 N. Washington St.; Albany, GA 31701 | 229.435.0205 | 229.435.0272 | |
| Spokane Shock | Kevin Maloney | 3212 N. Eden Road, Suite B; Spokane Valley, WA 99216 | 509.242.7462 | 509.926.1075 | kmaloney@spokanshock.com |
| Stockton Lightning | Mike Benton | 248 W. Fremont Street, Stockton, CA 95203 | 209.373.1500 | 209.373.1525 | mbenton@stocktonthunder.com |
| Tenn. Valley Vipers | Darrell Ponder | 700 Monroe Street, Hunstville, AL 35801 | 256.518.6142 | 256.518.6164 | dponder@hsvsports.com |
| Texas Copperheads | J. Ronald Oswald | 22202 Highland Knolls, Katy, TX 77450 | 281.392.5592 | 281.392.5592 | oswalt1@houston.rr.com |
| Tri-Cities Fever | Dan Palchick | 7016 W. Grand Ridge Blvd., Kennewick, WA 99336 | 509.222.2215 | 509.222.2214 | dan@tricitiefever.com |
| Tulsa Talons | Jeana Hogan | 6221 S. 107 East Ave, Tulsa, OK 74133 | 918.294.1000 | 918.307.2914 | jhogan@tulsatulons.com |
| WBS Pioneers | Tom Defeo | 275 Mundy Street, Suite 203; Wilkes-Barre, PA 18702 | 570.208.5812 | 570.208.9933 | media@wbspioneers.com |

A proud member of the Arena Football Family





Media Policies

MEDIA CREDENTIALS: If you are planning on covering Steeldogs home games at the BJCC Arena, you can receive media credentials. Season media credentials will be issued only to working media who plan to attend all eight Steeldogs home games. Freelance journalists will be issued credentials only through accredited media outlets. All passes are non-transferable. For more information about obtaining media credentials, contact Brandon Gresham at (205) 458-8648.

CREDENTIALS REQUEST: Request for individual game credentials must be made at least 48 hours prior to kickoff. You can contact Media Relations Director Brandon Gresham at (205) 458-8648 or you can fax a request to the Steeldogs Media Relations Office at (205) 458-8489. If you are planning to attend a Steeldogs road game, please contact our office at (205) 458-8648 at least 48 hours prior to the away game you are planning to cover, so that we can make appropriate arrangements.

PRESS FACILITIES: Members of the media should enter the BJCC at the 19th Street Player/Press Entrance. This location is located directly off 19th street, and 9th Avenue North. Your credentials will be located there. You will find the Steeldogs media guides and game day notes in the BJCC Press Room located down the first set of stairs from the press box. You can also receive a Steeldogs Media Guide through the Steeldogs front office. All press facilities will be open at least 2 hours before kick-off.

PRESS AMENITIES: Media game day notes, media guides, and other media materials are available in the press room. Updated statistics will be provided in between quarters, at the half, and after the game. A pre-game meal will be served in the media room. Interviews can be conducted on the field after the game or in the locker room after Coach Selesky's post-game talk is complete. No personnel is allowed inside the player bench areas other than players, coaches and equipment and medical staff.

PRESS SEATING: Our Press Seating is located above section 24 of the BJCC and is very limited. Regardless of the type of credential you have (season or game) you must contact the Steeldogs Media Relations Office at least 24 hours prior to kick-off in order to confirm your seat in the press box.

PHOTO JOURNALIST/CAMERA CREWS: Access to the photo areas are also limited. To ensure your premium photo location, you must contact the Steeldogs Media Relations Office at least 24-hours prior to kick-off, to confirm a location. Authorized camera /news crews are permitted to tape highlight footage of all Steeldogs home games in the BJCC. Live broadcast are prohibited without the written consent of the Alabama Steeldogs, and the af2. Photographers and news cameras are allowed in the following areas: on the bench sides of the end zones, also in the back of the end zones. No personnel is allowed inside the player bench areas other than players, coaches and equipment and medical staff.

FOOD IN THE PRESS AREA: No food or drinks are allowed in the photo areas surrounding the field. Food and drinks are allowed in the press box.

OTHER INFORMATION: For details on other policies (to schedule interviews, segments, or articles) please contact the Steeldogs Media Relations Office at (205) 458-8648.

AFL FIELD & RULES

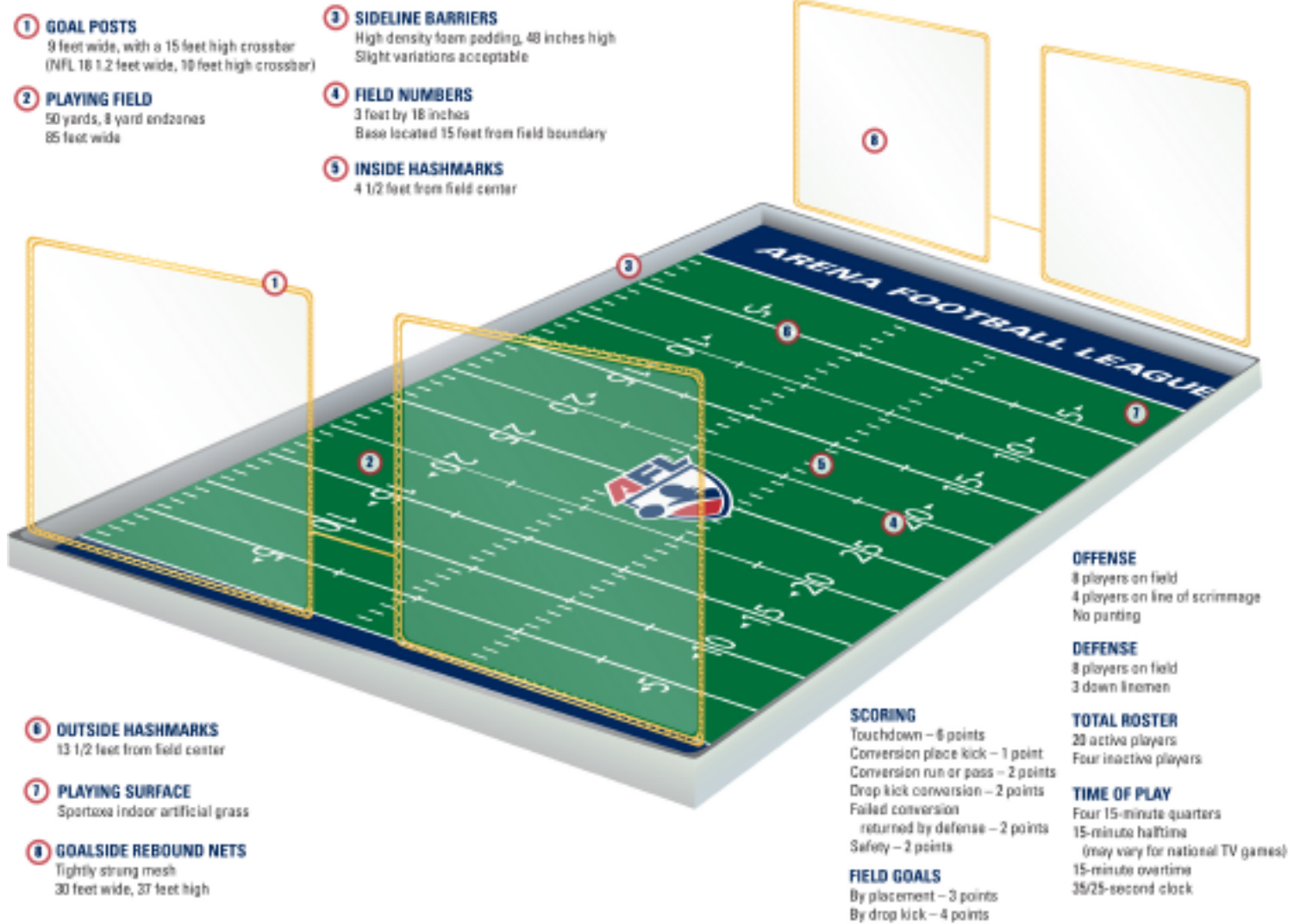


ILLUSTRATION BY MATT LUPTON

Rules of the Game

FIELD

- An indoor padded surface 85 feet wide and 50 yards long with eight-yard end zones.
- Goal posts are nine feet wide with a crossbar height of 15 feet (NFL goal posts are 18-1/2 feet wide with the crossbar at 10 feet).
- The goal-side rebound nets are 30 feet wide by 32 feet high.
- The bottoms of the nets are eight feet above the ground.
- Sideline barriers are 48 inches high and made of high-density foam rubber.

EQUIPMENT

- The official football is the same size and weight as the National Football League ball. Each ball is manufactured by Spalding, a division of Russell Corporation.

PLAYERS AND FORMATIONS

- Eight players on the field; 20-man active roster; four-man inactive roster.
- Players may play both offense and defense.
- Substitution: Coaches are permitted to substitute players at will.
- Four (4) offensive players must line up on the line of scrimmage.
- Three (3) defensive players must be down linemen (in a three- or four-point stance). One linebacker may blitz on either side of the center. Alignment is two-or-more yards off the line of scrimmage. No stunting or twisting.
- Offensive motion: One receiver may go in forward motion before the snap.



TIMING

- Four 15-minute quarters with a 15-minute halftime.
- The clock stops for out-of-bounds plays or incomplete passes only in the last minute of each half and when the referee deems it necessary for penalties, injuries or timeouts.
- Each team is allowed three (3) timeouts per half.

MOVEMENT OF THE BALL AND SCORING

- Four (4) downs are allowed to advance the ball 10 yards for a first down, or to score.
- Six (6) points for a touchdown.
- One (1) point for a conversion by place kick after a touchdown, two (2) points for a conversion by drop kick and two (2) points for a successful run or pass after a touchdown.
- Three (3) points for a field goal by placement or four (4) points for a field goal by drop kick.
- Two (2) points for a safety.

KICKING

- Kickoffs are from the goal line. Kickers may use a one-inch tee.
- Punting is illegal. On fourth down, a team may go for a first down, touchdown or field goal.
- The receiving team may field any kickoff or missed field goal that rebounds off the net.
- Any untouched kickoff, which is out of bounds, will be placed at the 20-yard line or the place where it went out-of-bounds, whichever is more advantageous to the receiving team.

PASSING

- Receivers must have one foot inbounds for a catch. A forward pass that rebounds off the rebound net or sideline barrier is a live ball and is in play until it touches the playing surface.

OVERTIME RULES

- Overtime periods are 15 minutes for both the regular season and the playoffs.
- Each team gets one possession to score. If, after each team has had one possession, one team is ahead, that team wins. If the teams are tied after each has had a possession, the next team to score wins.

BALL IN THE STANDS: When a ball is thrown or bounces into the seats surrounding the playing field, the "lucky" fan that catches the ball keeps it.

DROP KICK: A drop-kicked FG is worth 4 points. A drop-kicked extra point is worth 2 points. Former Milwaukee Mustangs kicker Kenny Stucker is the last man to have connected on a two-point dropkick (1997).

FANS: More than 20 million fans have been to an AFL game in the League's 20 Season History. Last year, in 2006, the AFL drew more than 1 million fans for the 11th consecutive season.

IRONMAN: Signifies participants playing both offense and defense.

“MAC” AND “JACK” LINEBACKERS: “Mac” may rush the QB straight on without stunting, twisting or drop-back coverage. “Jack” must stay within an imaginary box behind the line of scrimmage. Either LB may cover the fullback or tight end, but double-teaming is illegal.

OFFENSIVE MOTION: Unlike stadium-played football, one offensive back may go into forward motion prior to the snap of the ball.

OVERTIME: Arena Football has a unique overtime rule. If a contest is tied after regulation, teams will play a 15-minute overtime. Each team will have one opportunity to score. If, after each team has had one chance to score, the game is tied, the first team to score is crowned the winner.

REBOUND NETS: Goal-side rebound nets extend outward from each upright. The nets are 30-feet wide, 32-feet high and extend to 40 feet above the playing surface. The bottom bars of the frames are positioned eight feet above the surface. The “scoring area” is nine-feet wide and 15-feet high. Nets are stretched taut so that a missed kick attempt will rebound off the net and back into the field of play. Once the ball caroms off the net, it's live.

SIDELINE BARRIERS: Similar to the sideboards that surround a hockey rink, the sideline barrier encircles the playing surface. The barrier is made of a high-density foam pad, measuring four inches thick.

STUNTING OR TWISTING: When a defensive lineman is rushing the passer, there's no “stunting” or “twisting”. In other words, linemen are required to power past offensive linemen.

TIGHT END: One offensive lineman must declare himself a tight end prior to the snap by simply raising his arm and “declaring” himself a tight end. The Mac (rush-eligible) linebacker must line-up on the opposite side of the center from the tight end.

TWO-WAY PLAYERS: One of the most “throwback” features of the Arena Football League is the fact that the game features eight-on-eight football, where at times, some players will play both offense and defense.



2007 League Schedule

WEEK 1

Thursday, March 29, 2007

Bakersfield at Laredo 8:05 p.m.

Friday, March 30, 2007

Boise at Louisville 7:30 p.m.

Alabama at Tennessee Valley 7:30 p.m.

Saturday, March 31, 2007

Manchester at Wilkes-Barre/Scranton 7:00 p.m.

Green Bay at Fort Wayne 7:00 p.m.

Tri-Cities at Mahoning Valley 7:05 p.m.

Quad City at Cincinnati 7:30 p.m.

Arkansas at South Georgia 7:30 p.m.

Oklahoma City at Florida 7:30 p.m.

Stockton at Spokane 8:00 p.m.

Everett at Tulsa 8:00 p.m.

Bye: Albany, Amarillo, Bossier-Shreveport,

Central Valley, Corpus-Christi, Rio Grande

Valley, Lubbock, Texas

WEEK 2

Friday, April 6, 2007

Mahoning Valley at Albany 7:00 p.m.

Florida at Texas 8:30 p.m.

Lubbock at Amarillo 8:30 p.m.

Saturday, April 7, 2007

Louisville at South Georgia 7:30 p.m.

Fort Wayne at Bossier-Shreveport 8:00 p.m.

Quad City at Spokane 8:00 p.m.

Rio Grande Valley at Corpus Christi 8:00 p.m.

Everett at Central Valley 10:00 p.m.

Bye: Arkansas, Bakersfield, Alabama,

Boise, Cincinnati, Green Bay, Laredo,

Manchester, Oklahoma City, Stockton,

Tennessee Valley, Tri-Cities, Tulsa, Wilkes-

Barre/Scranton

WEEK 3

Thursday, April 12, 2007

South Georgia at Alabama 7:00 p.m.

Friday, April 13, 2007

Cincinnati at Louisville 6:15 p.m.

Manchester at Green Bay 8:30 p.m.

Boise at Quad City 8:30 p.m.

Florida at Tennessee Valley 8:30 p.m.

Saturday, April 14, 2007

Albany at Wilkes-Barre/Scranton 7:00 p.m.

Texas at Bossier-Shreveport 8:00 p.m.

Amarillo at Tulsa 8:00 p.m.

Oklahoma City at Corpus Christi 8:00 p.m.

Laredo at Rio Grande Valley 8:30 p.m.

Bakersfield at Tri-Cities 8:00 p.m.

Central Valley at Stockton 10:30 p.m.

Sunday, April 15, 2007

Spokane at Fort Wayne 4:00 p.m.

Arkansas at Lubbock 4:05 p.m.

Bye: Everett, Mahoning Valley

WEEK 4

Friday, April 20, 2007

Arkansas at Amarillo 8:30 p.m.

Saturday, April 21, 2007

Green Bay at Albany 4:00 p.m.

Cincinnati at Mahoning Valley 7:05 p.m.

Fort Wayne at Manchester 7:05 p.m.

Wilkes-Barre/Scranton at Florida 7:30 p.m.

Tennessee Valley at South Georgia 7:30 p.m.

Lubbock at Spokane 8:00 p.m.

Louisville at Alabama 7:00 p.m.

Tulsa at Laredo 8:05 p.m.

Quad City at Oklahoma City 8:05 p.m.

Bossier-Shreveport at Rio Grande Valley 8:30 p.m.

Corpus Christi at Texas 8:30 p.m.

Everett at Boise 9:00 p.m.

Stockton at Bakersfield 10:00 p.m.

Tri-Cities at Central Valley 10:00 p.m.

WEEK 5

Friday, April 27, 2007

Rio Grande Valley at Amarillo 8:30 p.m.

Laredo at Bossier-Shreveport 8:30 p.m.

Quad City at Green Bay 8:30 p.m.

Saturday, April 28, 2007

Cincinnati at Wilkes-Barre/Scranton 7:00 p.m.

Mahoning Valley at Manchester 7:05 p.m.

Albany at Fort Wayne 7:00 p.m.

Tennessee Valley at Florida 7:30 p.m.

Corpus Christi at Arkansas 8:00 p.m.

Alabama at Tulsa 7:00 p.m.

Oklahoma City at Boise 9:00 p.m.

Bakersfield at Central Valley 10:00 p.m.

Spokane at Stockton 10:30 p.m.

Sunday, April 29, 2007

Texas at Lubbock 4:05 p.m.

Monday, April 30, 2007

Everett at Tri-Cities 8:00 p.m.

Bye: Louisville, South Georgia

WEEK 6

Thursday, May 3, 2007

Texas at Alabama 7:00 p.m.

Friday, May 4, 2007

Manchester at Wilkes-Barre/Scranton 7:00 p.m.

Green Bay at Tennessee Valley 8:30 p.m.

Saturday, May 5, 2007

Florida at Albany 4:00 p.m.

Louisville at Mahoning Valley 7:05 p.m.

Fort Wayne at Cincinnati 7:30 p.m.

Bossier-Shreveport at Corpus Christi 8:00 p.m.

Stockton at Tri-Cities 8:00 p.m.

Arkansas at Laredo 8:05 p.m.

Tulsa at Oklahoma City 8:05 p.m.

South Georgia at Rio Grande Valley 8:30 p.m.

Boise at Bakersfield 10:00 p.m.

Central Valley at Everett 10:00 p.m.

Sunday, May 6, 2007

Amarillo at Lubbock 4:05 p.m.

Bye: Quad City, Spokane

WEEK 7

Friday, May 11, 2007

Albany at Manchester 7:05 p.m.

Louisville at Fort Wayne 7:30 p.m.

Rio Grande Valley at Corpus Christi 8:05 p.m.

Tri-Cities at Green Bay 8:30 p.m.

Laredo at Texas 8:30 p.m.

Saturday, May 12, 2007

Wilkes-Barre/Scranton at Mahoning Valley 7:05 p.m.

Tennessee Valley at Cincinnati 7:30 p.m.

Florida at South Georgia 7:30 p.m.

Bossier-Shreveport at Arkansas 8:00 p.m.

Quad City at Alabama 7:00 p.m.

Bakersfield at Spokane 8:00 p.m.

Lubbock at Tulsa 8:00 p.m.

Oklahoma City at Amarillo 8:30 p.m.

Boise at Central Valley 10:00 p.m.

Sunday, May 13, 2007

Stockton at Everett 6:00 p.m.

WEEK 8

Friday, May 18, 2007

Rio Grande Valley at Laredo 8:05 p.m.

Tulsa at Amarillo 8:30 p.m.

Manchester at Bossier-Shreveport 8:30 p.m.

Cincinnati at Green Bay 8:30 p.m.

Everett at Quad City 8:30 p.m.

Saturday, May 19, 2007

Alabama at Louisville 6:00 p.m.

Mahoning Valley at Florida 7:30 p.m.

Oklahoma City at Lubbock 8:05 p.m.

Wilkes-Barre/Scranton at Tennessee Valley 8:30 p.m.

Corpus Christi at Texas 8:30 p.m.

Spokane at Boise 9:00 p.m.

Tri-Cities at Bakersfield 10:00 p.m.

Central Valley at Stockton 10:30 p.m.

Sunday, May 20, 2007

South Georgia at Arkansas 4:00 p.m.

Bye: Albany, Fort Wayne

WEEK 9

Friday, May 25, 2007

Albany at Wilkes-Barre/Scranton 7:00 p.m.

Manchester at Mahoning Valley 7:05 p.m.

Louisville at Quad City 8:30 p.m.

Saturday, May 26, 2007

Tennessee Valley at Fort Wayne 7:00 p.m.

Alabama at Cincinnati 6:30 p.m.

South Georgia at Bossier-Shreveport 8:00 p.m.

Central Valley at Spokane 8:00 p.m.

Texas at Tri-Cities 8:00 p.m.

Arkansas at Tulsa 8:00 p.m.

Laredo at Lubbock 8:05 p.m.

Amarillo at Rio Grande Valley 8:30 p.m.

Stockton at Boise 9:00 p.m.



Sunday, May 27, 2007

Bakersfield at Everett 6:00 p.m.

Bye: *Corpus Christi, Florida, Green Bay, Oklahoma City*

WEEK 10

Friday, June 1, 2007

Tulsa at Manchester 7:05 p.m.

Tennessee Valley at Quad City 8:30 p.m.

Saturday, June 2, 2007

Fort Wayne at Albany 4:00 p.m.

Green Bay at Louisville 7:00 p.m.

Mahoning Valley at Cincinnati 7:30 p.m.

Corpus Christi at South Georgia 7:30 p.m.

Alabama at Florida 6:30 p.m.

Lubbock at Arkansas 8:00 p.m.

Everett at Spokane 8:00 p.m.

Laredo at Oklahoma City 8:05 p.m.

Bossier-Shreveport at Texas 8:30 p.m.

Tri-Cities at Stockton 10:30 p.m.

Bye: *Amarillo, Bakersfield, Boise, Central Valley, Rio Grande Valley, Wilkes-Barre/Scranton*

WEEK 11

Friday, June 8, 2007

Albany at Manchester 7:05 p.m.

Quad City at Fort Wayne 7:30 p.m.

Bossier-Shreveport at Alabama 7:00 p.m.

Mahoning Valley at Green Bay 8:30 p.m.

Saturday, June 9, 2007

Wilkes-Barre/Scranton at South Georgia 7:30 p.m.

Tulsa at Corpus Christi 8:00 p.m.

Amarillo at Oklahoma City 8:05 p.m.

Florida at Tennessee Valley 8:30 p.m.

Texas at Rio Grande Valley 8:30 p.m.

Lubbock at Central Valley 10:00 p.m.

Boise at Everett 10:00 p.m.

Spokane at Bakersfield 10:00 p.m.

Bye: *Arkansas, Cincinnati, Laredo, Louisville, Stockton, Tri-Cities*

WEEK 12

Friday, June 15, 2007

Cincinnati at Albany 7:00 p.m.

Stockton at Amarillo 8:30 p.m.

Saturday, June 16, 2007

Alabama at Wilkes-Barre/Scranton 6:00 p.m.

Fort Wayne at Louisville 7:00 p.m.

Quad City at Mahoning Valley 7:05 p.m.

Manchester at Florida 7:30 p.m.

Oklahoma City at Arkansas 8:00 p.m.

Green Bay at Tulsa 8:00 p.m.

Corpus Christi at Bossier-Shreveport 8:00 p.m.

Spokane at Tri-Cities 8:00 p.m.

Texas at Laredo 8:05 p.m.

South Georgia at Tennessee Valley 8:30 p.m.

Rio Grande Valley at Boise 9:00 p.m.

Sunday, June 17, 2007

Central Valley at Bakersfield 6:00 p.m.

Bye: *Everett, Lubbock*

WEEK 13

Friday, June 22, 2007

Fort Wayne at Green Bay 8:30 p.m.

Wilkes-Barre/Scranton at Quad City 8:30 p.m.

Saturday, June 23, 2007

Albany at Florida 7:30 p.m.

Louisville at Cincinnati 7:30 p.m.

Laredo at Corpus Christi 8:00 p.m.

Boise at Spokane 8:00 p.m.

Central Valley at Tri-Cities 8:00 p.m.

Amarillo at Lubbock 8:05 p.m.

Oklahoma City at Rio Grande Valley 8:30 p.m.

Arkansas at Everett 10:00 p.m.

Bakersfield at Stockton 10:30 p.m.

Bye: *Alabama, Bossier-Shreveport, Mahoning Valley, Manchester, South Georgia, Tennessee Valley, Texas, Tulsa*

WEEK 14

Friday, June 29, 2007

Bossier-Shreveport at Amarillo 8:30 p.m.

Green Bay at Quad City 8:30 p.m.

Saturday, June 30, 2007

Louisville at Albany 4:00 p.m.

Mahoning Valley at Wilkes-Barre/Scranton 7:00 p.m.

Cincinnati at Fort Wayne 7:00 p.m.

South Georgia at Manchester 7:05 p.m.

Tennessee Valley at Alabama 7:00 p.m.

Tulsa at Arkansas 8:00 p.m.

Florida at Oklahoma City 8:05 p.m.

Corpus Christi at Rio Grande Valley 8:30 p.m.

Lubbock at Texas 8:30 p.m.

Tri-Cities at Boise 9:00 p.m.

Spokane at Central Valley 10:00 p.m.

Laredo at Bakersfield 10:00 p.m.

Everett at Stockton 10:30 p.m.

WEEK 15

Friday, July 6, 2007

Albany at Green Bay 8:30 p.m.

Saturday, July 7, 2007

Mahoning Valley at Louisville 7:00 p.m.

Wilkes-Barre/Scranton at Fort Wayne 7:00 p.m.

Manchester at Cincinnati 7:30 p.m.

South Georgia at Florida 7:30 p.m.

Arkansas at Bossier-Shreveport 8:00 p.m.

Texas at Corpus Christi 8:00 p.m.

Tulsa at Lubbock 8:05 p.m.

Alabama at Oklahoma City 7:05 p.m.

Rio Grande Valley at Laredo 8:05 p.m.

Bakersfield at Boise 9:00 p.m.

Stockton at Central Valley 10:00 p.m.

Tennessee Valley at Everett 10:00 p.m.

Monday, July 9, 2007

Amarillo at Tri-Cities 8:00 p.m.

Bye: *Quad City, Spokane*

WEEK 16

Friday, July 13, 2007

Albany at Mahoning Valley 7:05 p.m.

Wilkes-Barre/Scranton at Manchester 7:05 p.m.

Saturday, July 14, 2007

Quad City at Louisville 7:00 p.m.

Texas at South Georgia 7:30 p.m.

Green Bay at Cincinnati 7:30 p.m.

Florida at Alabama 7:00 p.m.

Laredo at Arkansas 8:00 p.m.

Tri-Cities at Spokane 8:00 p.m.

Rio Grande Valley at Bossier-Shreveport 8:00 p.m.

Amarillo at Corpus Christi 8:00 p.m.

Central Valley at Lubbock 8:05 p.m.

Fort Wayne at Tennessee Valley 8:30 p.m.

Everett at Bakersfield 10:00 p.m.

Boise at Stockton 10:30 p.m.

Monday, July 16, 2007

Oklahoma City at Tulsa 8:00 p.m.

WEEK 17

Friday, July 20, 2007

Cincinnati at Quad City 8:30 p.m.

Louisville at Green Bay 8:30 p.m.

Saturday, July 21, 2007

Manchester at Albany 4:00 p.m.

Bossier-Shreveport at Wilkes-Barre/Scranton 7:00 p.m.

Alabama at South Georgia 6:30 p.m.

Arkansas at Oklahoma City 8:05 p.m.

Corpus Christi at Laredo 8:05 p.m.

Spokane at Amarillo 8:30 p.m.

Mahoning Valley at Tennessee Valley 8:30 p.m.

Lubbock at Rio Grande Valley 8:30 p.m.

Tulsa at Texas 8:30 p.m.

Central Valley at Boise 9:00 p.m.

Tri-Cities at Everett 10:00 p.m.

Stockton at Bakersfield 10:00 p.m.

Bye: *Florida, Fort Wayne*

WEEK 18

Thursday, July 26, 2007

Fort Wayne at Quad City 8:30 p.m.

Friday, July 27, 2007

Wilkes-Barre/Scranton at Albany 7:00 p.m.

Saturday, July 28, 2007

Tennessee Valley at Louisville 7:00 p.m.

Green Bay at Mahoning Valley 7:05 p.m.

Florida at Manchester 7:05 p.m.

Cincinnati at Alabama 7:00 p.m.

South Georgia at Tulsa 8:00 p.m.

Amarillo at Arkansas 8:00 p.m.

Boise at Tri-Cities 8:00 p.m.

Lubbock at Oklahoma City 8:05 p.m.

Bossier-Shreveport at Laredo 8:05 p.m.

Rio Grande Valley at Texas 8:30 p.m.

Spokane at Everett 10:00 p.m.

Bakersfield at Central Valley 10:00 p.m.

Corpus Christi at Stockton 10:30 p.m.

“Good character is more to be praised than outstanding talent. Most talents are, to some extent, a gift. Good character, by contrast, is not given to us. We have to build it, piece by piece – by thought, choice, courage, and determination.”

– *H. Jackson Brown*



Speed
Tradition
Energy
Excitement
Leadership
Determination
Outstanding
Gritty
Strong

Birmingham's Newest Lodging Touchdown!



Best Western Birmingham Airport



- 196 Renovated Guestrooms & Suites
- Airport Shuttle
- Free Wireless Internet
- The Landing Strip Bar & Grill
- Free Hot Breakfast
- 24-Hour Fitness and Business Center
- Extensive Meeting Space
- Group Discounts Available

5216 Airport Highway
(205) 591-7900

Official Hotel of the Steeldogs!



Arena Football at its best.

- A PRIDE MEMBER OF THE ARENA FOOTBALL LEAGUE -

